

STATE OF MAINE
PUBLIC UTILITIES COMMISSION

Docket No. 2022-00152

June 6, 2023

CENTRAL MAINE POWER COMPANY
Request for Approval of Distribution Rate
Increase and Rate Design Changes
Pursuant to 35-A M.R.S. § 307

ORDER APPROVING
STIPULATION

BARTLETT, Chair; SCULLY and GILBERT, Commissioners

I. SUMMARY

By this Order, the Commission approves the May 31, 2023 Stipulation entered into by Central Maine Power Company (CMP or the “Company”), the Maine Office of Public Advocate (OPA), Efficiency Maine Trust (EMT), AARP Maine (AARP), Competitive Energy Services (CES), Walmart, Inc. (Walmart), the International Brotherhood of Electrical Workers Local Union # 1837 (IBEW), Nicholas Alexander, and Industrial Energy Consumer Group (IECG) (collectively referred to as the Stipulating Parties).

II. BACKGROUND

Section II, Background, is provided in Attachment A.

III. DESCRIPTION OF THE STIPULATION

Based upon the record in this case, the Stipulating Parties agree and recommend that the Commission conclude this proceeding by issuing an order that approves, accepts, and adopts the Stipulation. The following description of the Stipulation highlights many of the significant aspects of the Stipulation but does not describe each and every provision.

A. Distribution Revenue Deficiency and Rate Increase Implementation

1. *Distribution Revenue Deficiency*

Under the terms of the Stipulation, the Commission approves a phased-in rate increase, which results in revenue increases for CMP. The Stipulation does not explicitly request that the Commission approve a “distribution revenue requirement.”¹ Rather, CMP’s distribution revenues will increase pursuant to a two-year forward-looking rate plan. The rates associated with these increases are determined using the same billing units that form the basis for the projected revenue amounts; in other words, the Stipulation establishes the actual rates. The increases will occur in four equal leveled

¹ According to Attachment 2 of the Stipulation, CMP’s current distribution revenue requirement is \$294,805,000.

amounts every six months beginning on July 1, 2023. The next three increases will occur on January 1, 2024, July 1, 2024, and January 1, 2025. The period of July 1, 2023 through June 30, 2024 constitutes Rate Year 1, and the period of July 1, 2024 through June 30, 2025 is Rate Year 2. The amount of each increase will be \$16.75 million. Stipulation, ¶ 31. Each increase will add approximately \$1.25 to the average residential customer's bill.² Stipulation Attachment 1.

These revenue increases include amounts for operations and maintenance (O&M) but are largely driven by increases in capital investment forecast by the Company to occur during the period covered by the Stipulation. The Stipulating Parties have agreed to the revenue increases, and do not seek specific approval of any particular investment in the capital forecast. If CMP does not expend the full amount allocated for investments in Rate Year 1, the revenue increase in the subsequent period will be reconciled downward against the forecast investments amounts for Rate Year 1 and rates will be reduced accordingly following the next year's annual compliance filing case. The same process will occur at the end of Rate Year 2 for effect the following year. By agreeing to set revenue increases based on forecast investments, the Stipulating Parties do not intend or seek a finding that any of the investments are prudent, reserving that determination for after-the-fact analysis by the Commission, if necessary.

The Stipulating Parties agree that CMP's return on equity (ROE), used to set its cost of capital, will be 9.35%, and that the equity ratio will be a hypothetical 50/50 debt to equity ratio. This results in a weighted average cost of capital in Rate Year 1 of 6.71% and a pretax weighted average cost of capital of 8.54%. Stipulation, ¶ 37.

Under the Stipulation, CMP agrees not to seek another rate increase that would become effective sooner than July 1, 2025. *Id.* ¶ 39.

2. *SQI Revenue Adjustment Mechanism*

The Stipulation imposes an incentive mechanism on CMP "[t]o ensure that the Company provides safe, reasonable and adequate facilities and service and to ensure that customers realize the reliability benefits of the Company's proposed capital investments during and after the Rate Plan Term." Stipulation, ¶ 40. At the heart of this incentive mechanism are Service Quality Indicators (SQIs) that use reliability metrics established in Commission Rule Chapter 320. The incentive is provided by a penalty mechanism that would impose a maximum of \$8.8 million per year for a failure to meet the benchmarks assigned in the Stipulation to the SQI metrics.

² The amount of \$1.25 is subject to change based on certain adjustments such as the revenue decoupling mechanism.

This penalty mechanism is significantly weighted toward reliability, the benchmarks for which increase during and after the Rate Plan.³ Two metrics that measure the duration and frequency of outages, CAIDI and SAIFI⁴, are included. The third reliability metric, called Division SAIFI, measures the results of the Company's progress installing, by geographic division, automation equipment that is specifically aimed at reducing outages. The increasingly stringent reliability related SQIs reflect the expectation that reliability will continuously improve over the term of the rate plan.

Three customer service metrics are also included in the incentive mechanism: Calls Answered, Calls Abandoned, and Bill Accuracy, each weighted at 5% of the total possible penalty.

Under the Stipulation, each percentage point that a reliability target is missed during one of the rate years will count as negative ten points, and each percentage point that a reliability target that is exceeded will count as 2.5 positive points. Within the reliability metrics, these amounts will be netted to that year's total points which are used to determine any downward adjust to revenue requirement. There is no provision for an upward adjustment based upon net positive points. The adjustment will be factored into the rates in the following year's rate change. The Stipulating Parties agree that this incentive mechanism will remain in place until modified by the Commission.

3. *Earnings Sharing*

The Stipulating Parties agree that any annual earnings by the Company in excess of 10.35%, *i.e.* 100 basis points above the allowed ROE, will be shared 50% with customers. Stipulation, ¶ 43.

4. *Vegetation Management*

Under the Stipulation, CMP's vegetation management would change, converting the cycle trim program from 5 years to 6 years, beginning to implement a "ground to sky" trim on its three phase circuits and expanding the hazard tree removal program. *Id.*, ¶ 32(a).

5. *Storm Cost Recovery Mechanism*

Starting with an approved stipulation in a 2013 CMP rate case,⁵ the Company has recovered costs associated with restoring service following storms under a three-

³ The Stipulation sets reliability benchmarks that become increasingly more stringent through 2026. The 2026 benchmarks and the SQI mechanism will remain in place beyond 2026 unless or until modified by Commission order. Stipulation, ¶ 41(j).

⁴ CAIDI stands for Customer Average Interruption Duration Index. SAIFI is System Average Interruption Frequency Index.

⁵ See, *Central Maine Power Company, Request for New Alternative Rate Plan ("ARP 2014")*, Docket No. 2013-00168, Order Approving Stipulation (Aug. 25, 2014).

tiered mechanism. Under the Stipulation, this mechanism continues with certain changes agreed to by the Stipulating Parties. *Id.*, ¶ 44. For Tier 1 storms, where the cost of recovery is no more than \$3.5 million, the amount embedded in rates changes from \$8.1 million to \$7.4 million and the “deadband” around this number, outside of which costs are shared 50/50 with ratepayers, changes from +/- 25% to +/-15%. For Tier 2 storms, where the recovery costs are between \$3.5 million and \$15 million, the amount embedded in rates changes from \$6 million to \$6.7 million and the reserve account is increased from \$10 million to \$20 million. Apart from the effect from the changed reserve account, Tier 3, where the costs of recovery exceed \$15 million, is unchanged. The total amount in rates for storm recovery under the Stipulation will remain \$14.1 million though the amounts in Tiers 1 and 2 have shifted. The costs of “pre-staging” crews in anticipation of a major storm that is forecast to a High Confidence EEI level 3 classification will be charged to the Tier 2 storm reserve regardless of the eventual outcome of the storm.

6. *Revenue-Decoupling Mechanism*

The Stipulating Parties agree to the continuation of CMP’s distribution revenue decoupling mechanism (RDM) as approved in Docket Nos. 2013-00168, 2018-00194, and 2020-00159, subject to certain changes to how the RDM would be applied. Stipulation, ¶¶ 45-46. The purpose of an RDM is to reduce the Company’s dependence on its actual kilowatt-hour sales and kW customer demand to collect its revenues. This reduces the exposure of the Company to risks associated with fluctuating electricity consumption and removes any potential disincentives for the Company to supporting energy efficiency efforts. The risks and benefits of the RDM flow to all ratepayers.

B. Rate Design

1. *Fixed Charges – Residential and Small Business Classes*

The Stipulation provides that the fixed charges for CMP’s residential customers (Rate A and Rate A-TOU) will not change but will be considered in the Company’s next distribution rate case. Stipulation, ¶ 52. The fixed charge for the SGS and SGS-TOU rates will increase by \$1 each of the four times the revenue requirement increases pursuant to this Stipulation. *Id.*, ¶ 53.

2. *Time Of Use Rates*

The Stipulation reflects the fact that to be able to change the various time of use (TOU) periods, the Company will first upgrade its metering and billing system, a process that will take approximately fifteen months following approval of this Stipulation. The Stipulating Parties agree that once that is complete, the TOU periods for commercial and industrial (C&I) customers will be changed so that, for the entire year, the on-peak period is 5 p.m. to 9 p.m. on weekdays. *Id.*, ¶ 54(b).

The TOU periods for residential customers will be one of the subjects of discussion in the follow-on proceeding described below.

3. *Expedited Rate Design Follow-On Proceeding*

The Stipulating Parties agree that CMP will commence, within 30 days of approval of the Stipulation, an “Expedited Rate Design Follow-On Proceeding.” *Id.*, ¶ 55. This proceeding is described as a collaborative process between the Company, Commission Staff, the parties and others who may intervene. This follow-on proceeding largely concerns residential customers and is planned to undertake the following:

- Develop rate designs options that:
 - Incentivize customers to shift usage away from the summer peak
 - Incentivize the use of heat pumps and other beneficial electrification heating technologies during winter, and
 - Complement the incentives and programs offered by EMT
- Consider 4-5 alternative rate designs targeting optimized use of electric vehicles (EVs) and heat pumps
- Consider the development of a Peak Time Rebate program
- Consider the development of a Non-Firm Customer rate option (for commercial customers)
- Consider and collect data concerning impacts on residential customers of an increase to the fixed charge
- Consider optimal ways to educate ratepayers about these rate designs.

In this follow-on proceeding, a “Data Collection, Measurement and Evaluation Plan” will be developed to “collect, maintain and analyze” relevant data concerning future residential rate design options. This will include looking at customer bill impacts, impacts on load profiles and socio-economic data on participating customers.

Under the Stipulation, CMP will file, “on or about” December 1, 2023, a final proposal that results from the collaborative follow-on proceeding.

4. *Methodology for Calculating Rates for MGS, IGS and LGS Customer Classes*

Under the Stipulation, the service and seasonal demand charges for the MGS, IGS, LGS, and LGS-TOU classes will be adjusted to better reflect the marginal cost of service. *Id.*, ¶ 56. The monthly customer charge of each class will be set at 75% of the amount prescribed by the marginal cost study adjusted to collect the revenue requirements of the class. The Summer, Winter, and Shoulder season on-peak demand charges, and the Summer off-peak demand charge, will be set at the marginal cost amount adjusted to collect the class revenue requirement. The Shoulder off-peak demand charge will be reallocated to the Summer off-peak demand charge. The remaining customer and local distribution costs will be allocated proportionally to the Shoulder and Winter off-peak demand charges. The kVAR charge will be set at the rate

proposed by the Company. All of these changes will take effect as soon as practicable following the proposed upgrades to the metering and billing system. The kVAR charges proposed by the Company are accepted by the Stipulating Parties.

5. *Extension of CMP's Electric Technology Rate*

CMP agrees to review the performance of its Electric Technology Rate, an optional rate designed for customers who own electric vehicles or use heat pumps. After reviewing utilization, adoption and customer satisfaction, the Company will consider extending or revising this rate. *Id.*, ¶ 57.

C. Parties' Positions Regarding Stipulation

No party objected to the Stipulation.

IV. DECISION

A. Standard of Review

To approve a Stipulation, the Commission must consider the following criteria:

1. Whether the parties joining the stipulation represent a sufficiently broad spectrum of interests that the Commission can be sure that there is no appearance or reality of disenfranchisement;
2. Whether the process that led to the stipulation was fair to all parties;
3. Whether the stipulated result is reasonable and is not contrary to legislative mandate; and
4. Whether the overall stipulated result is in the public interest.

Chapter 110 § 8(D)(7). For the reasons set forth below, the Commission finds that all the criteria for approval have been satisfied in this instance.

B. Broad Spectrum of Interests

The Stipulation was entered into by CMP, the OPA, AARP Maine, CES, EMT, Walmart, Nicholas Alexander, IECG, and IBEW. None of the remaining parties objected to the Stipulation. In the past, the Commission has held that as few as two parties, with differing views and interests, represent a sufficiently broad spectrum of ratemaking interests. *See, e.g., Mid Maine Telecom LLC, Pine Tree Telephone, LLC, Saco River Telephone, LLC, Request for Reorganization*, Docket No. 2020-00268, Order Approving Stipulation (March 16, 2021) (approving a stipulation signed by only the petitioning utility and the OPA). These signatories represent a very broad array of interests including low income, residential and commercial & industrial customers, competitive energy

suppliers, and Maine's electricity efficiency administrator, and clearly satisfy our first criterion for approval.

C. Fairness of Process

The settlement process began with bilateral discussions between CMP and OPA. On March 30, 2023, a settlement conference was held where the parties were presented with the results of those bilateral discussions and asked to provide comment and input. The Commission's Rules provide that all parties shall be given an opportunity to participate in stipulation discussions. MPUC Rules Ch. 110 § 8(D)(1). The March 30 conference was noticed in a procedural order and all parties were invited to attend. No party objected to the participation of Commission Staff in settlement discussions. Subsequent settlement conferences, each noticed by procedural order in which all parties were invited to attend, were held on April 21, May 3, 4, 9, 11, 15, 17, 19, 23, 30, and 31 2023. The Commission finds that this process was fair to all parties and conforms with Commission rules.

D. Reasonableness of Result

This Stipulation represents the result of negotiations between the signatories, a process of give and take that leads to a package with many parts each of which is valued differently by a given party. And so it is with the Commission, which, in approving a stipulation, may consider some terms as providing important safeguards for ratepayers, others as satisfying statutory or policy criteria and still others as simply acceptable. The question, thus, is whether the Stipulation when viewed as a whole is fair, reasonable and consistent with the public interest. *Central Maine Power Company, Proposed Increase In Rates*, Docket No. 92-345 (II), Detailed Opinion and Subsidiary Findings at 3 (Jan. 10, 1995). For the reasons set forth below, the Commission finds that the stipulated result, when evaluated as a whole, is fair and reasonable.

E. Public Interest

The Commission is charged by statute "to ensure safe, reasonable and adequate service, to assist in minimizing the cost of energy available to the State's consumers, to ensure that the rates of public utilities subject to rate regulation are just and reasonable to customers and public utilities and to reduce greenhouse gas emissions to meet the greenhouse gas emissions reduction levels set forth in Title 38, section 576-A." 35-A M.R.S. § 101. The Commission finds that this Stipulation meets each of these requirements.⁶

⁶ The Commission also finds that the Stipulation is consistent with the following statutory provisions:

- 35-A M.R.S. § 103-A (climate requirements)
- 35-A M.R.S. § 301 (determination of just and reasonable rates)
- 35-A M.R.S. § 303 (valuation of property for ratemaking purposes)

The record upon which this Stipulation rests reveals that CMP seeks to make significant investments in its distribution system, one purpose of which is to maintain and enhance the reliability of that system.⁷ The investments included in the Company's forecasted capital plan include, among others, ongoing and improved vegetation management, distribution line inspections, substation upgrades, transformer replacements, system automation, a grid model enhancement project (GMEP), increased functionality of CMP's Energy Control Center and other betterments and technological improvements. These investments, if developed and executed prudently, will lead to continued provision of safe, reasonable and adequate service. In fact, evidenced by the SQI incentive mechanism, the Stipulating Parties expect reliability to improve as result of this rate plan.

Many of the public comments received in the Commission's Case Management System, and almost all the testimony given by citizens at the Commission's three public witness hearings, opposed the increase in rates. Some customers testified that they cannot afford the increase; others believe it is not needed. The Commission's obligation to fix just and reasonable rates that are affordable for ratepayers is balanced by its duty to ensure that the utility has sufficient revenues to furnish safe, adequate and reliable service, has the opportunity to meet its operating expenses and earn a fair return on its investment. 35-A M.R.S. § 301; *Camden and Rockland Water Company v. Maine Public Utility Commission*, Me. 432 A. 2d 1284 (1981). The Commission recognizes that even small increases in the cost of electricity are burdensome for customers. However, the increases approved here are significantly less than the increases proposed by the Company in its initial filings, and represent an appropriate balance. Moreover, CMP will not be able initiate a general rate case seeking a change in base distribution rates to be effective prior to July 1, 2025, *i.e.* the end of the plan.

The investments contemplated in the Company's capital investment plan serve to strengthen the distribution system in preparation for an increase in EV and heat pump

-
- 35-A M.R.S. § 307 (approval of changes in utility requested changes to rate schedules)
 - 35-A M.R.S. § 310 (investigation of proposed changes in public utility rates)
 - 35-A M.R.S. § 506 (authority to inspect utility books and records)
 - 35-A M.R.S. § 3143 (declaration of policy on smart grid infrastructure)
 - 35-A M.R.S. §§ 3151- 3156 (Electric Rate Reform Act)
 - 35-A M.R.S. § 3172 (Older citizens transmission and distribution service policy)
 - 35-A M.R.S. § 3195 (authority to promote transmission and distribution utility efficiency through incentive ratemaking)

⁷ The record that forms the evidentiary basis for this order is the same as that relied upon by the Stipulating Parties (Stipulation, ¶ 65): (1) the Stipulation, (2) all confidential or public materials contained in the Commission's Record of Docket No. 2022-00152; and (3) all confidential or public materials contained in the Commission's Record of Docket No. 2022-00038.

usage, elements of beneficial electrification.⁸ The GMEP project is intended to improve CMP's ability to study, plan and monitor its system by improving how it collects and uses system data and integrates that data into a system model. This and other proposed investments can create efficiencies as more and more distributed energy resources (DERs) connect to the grid. These investments help minimize the cost of energy (by providing incentives to wean customers off expensive fossil fuels) and at the same time help to reduce greenhouse gas emissions.⁹

The Commission finds that the Stipulation's levelized approach to increasing the rates, by having stepped increases every six months, is reasonable. This is particularly true given that standard offer supply rates are historically high today, and customers have been stretched with rising costs across the economy over the last few years. Rate increases based upon forecast capital investments are authorized in 35-A M.R.S. § 3195(1)(C). While the Stipulation contemplates that the stepped rate changes are determined in reference to these forecasts, the Commission notes that under the Stipulation, the revenues may be less if the Company spends less than authorized. Finally, as the Stipulation appropriately recognizes, the Commission makes no finding of prudence with respect to any aspect of these investments and retains the right to investigate any investment or practice contained in this Stipulation at a later time.

Within the SQI Incentive section, the Stipulation uses SAIFI and CAIDI, two well-known metrics for measuring reliability. A third mechanism, Division SAIFI, is new. Stipulation, ¶ 40. This metric will measure the reliability improvements resulting from CMP's Distribution Automation Program investments installed by the Company sequentially by geographic division, starting with the Alfred Division. As this effort moves to the Brunswick and Portland Divisions during the term of the rate plan, the Stipulation contemplates that CMP will make a compliance filing proposing the benchmarks for each division, using the five-year SAIFI average (plus one standard deviation) as the starting benchmark for the respective division. Following this the parties will "collaborate in setting the specific benchmarks for the ensuing years and, if necessary, seek Commission approval of such benchmarks." *Id.*, ¶ 40(b). The Commission assumes that the benchmarks for the Brunswick and Portland Divisions will be set consistently with the Alfred Division benchmarks, and that after the first year is set to reflect the historic average SAIFI for the division, the benchmarks in each subsequent year of the program would reflect SAIFI improvement of about 7% per each year of the program. The Commission finds that the SQI incentive mechanism in the Stipulation is reasonable and

⁸ "Beneficial Electrification' means electrification of a technology that results in reduction in the use of a fossil fuel, including electrification of a technology that would otherwise require energy from a fossil fuel, and that provides a benefit to a utility, a ratepayer or the environment, without causing harm to utilities, ratepayers or the environment, by improving the efficiency of the electricity grid or reducing consumer costs or emissions, including carbon emissions." 35-A M.R.S. § 10102(3-A).

⁹ The Commission notes that the Stipulating Parties agreed not to adopt CMP's proposed Capital Adjustment Mechanism (aka "Capital Trackers"). The Commission generally disfavors Capital Trackers of the nature proposed by CMP.

well-structured to provide a meaningful incentive to the Company to deliver on the promises in its testimony that this rate increase is needed to not only maintain but also enhance the reliability of its system.

The Commission finds that the changes to CMP's Storm Recovery Mechanism are reasonable and appear to preserve proper incentives for the Company to restore service after damaging storms.

The RDM targets will continue to be calculated on a calendar-year basis and the associated RDM adjustments will be determined as part of the Company's Annual Compliance Filing. During the term of the Stipulation, the annual RDM revenue targets will be set using the same billing units for the applicable period (or portion of the period) that are the basis for the revenue levels and rates reflected in the Stipulation, rather than the billing units that would otherwise result from the growth factor formula specified in the RDM. For the period of 2023 before the term of the rate plan, namely January through June, revenue targets will be calculated using the test year adjusted billing units in the method that continues from the Company's previous rate case (Docket No. 2018-00194). For the period of 2023 during the term of the rate plan, namely July through December, revenue targets will be calculated using the forecasted billing units from the Company's Rebuttal Testimony in this proceeding and reflected in the rates in the Stipulation. This latter method will continue throughout the term of the rate plan.

For each of the four periods within the rate plan, the revenue targets will be based upon the corresponding six months of revenues at established rates. These rates are set based upon the annualized revenues shown in Attachment 2, Schedule M of the Stipulation. For the duration of this term, there will be no adjustments to billing units for customer growth because the revenue targets are already set based on forecasted units. Upon the expiration of the term of the rate plan, the RDM target will again be adjusted for customer growth.

The Commission finds that the agreement among the Stipulating Parties to not increase the fixed charge for residential customers is acceptable for the limited term of the rate plan. The Commission recognizes the difficult issues that arise with this topic and looks forward to addressing it in the Company's next distribution rate case.

With respect to the follow on rate design proceeding, the Commission looks forward to making substantial progress in implementing rate design changes. Comprehensive and forward-looking rate design is needed to address climate change and provide options for customers to pay less for electricity. Although that was not achieved by this Stipulation, the Commission is encouraged by the parties planned future efforts.

Finally, the Stipulation requires CMP to file by June 1, 2023, a compliance filing providing distribution rate schedules reflecting the revenue requirement increase to take effect on July 1, 2023. Stipulation, ¶ 60(a). However, June 1 has passed. Thus, the Commission requires that by June 15, 2023, CMP make a compliance filing providing

the supporting documentation that shows how the agreed upon revenue increase to be in effect on July 1, 2023 is applied to CMP's rate design and the resulting rate calculations and to work with Staff to coordinate the filing of rate schedules for effect on July 1, 2023.

In sum, the Commission finds that the Stipulation is reasonable, is not contrary to relevant legislative mandates and is in the public interest.

F. Motion to Dismiss

Because the Commission has ruled on the merits of this case by approving the Stipulation, the OPA's January 20, 2023 Motion to Dismiss is moot.

Accordingly, the Commission

O R D E R S

1. That, the Stipulation submitted in this matter on May 31, 2023 is approved. A copy of this Stipulation is attached and is incorporated into this Order;
2. That CMP is authorized to change its distribution rates effective July 1, 2023, January 1, 2024, July 1, 2024 and January 1, 2025 consistent with the terms of this Order;
3. That by June 15, 2023, CMP make a compliance filing providing the supporting documentation that shows how the agreed upon revenue requirement to be in effect on July 1, 2023 is applied to CMP's rate design and the resulting rate calculations;
4. That by December 1, 2023, CMP make a compliance filing providing the supporting documentation that shows how the agreed upon revenue requirement to be in effect on January 1, 2024 is applied to CMP's rate design and the resulting rate calculations;
5. That by June 16, 2024, CMP make a compliance filing providing the supporting documentation that shows how the agreed upon revenue requirement to be in effect on July 1, 2024 is applied to CMP's rate design and the resulting rate calculations;
6. That by December 2, 2024, CMP make a compliance filing providing the supporting documentation that shows how the agreed upon revenue requirement to be in effect on January 1, 2025 is applied to CMP's rate design and the resulting rate calculations; and
7. That the Director of the Commission's Electric and Gas Utility Industries is authorized to approve rate schedules filed by CMP that are in compliance with this Order.

Dated at Hallowell, Maine, this 6th day of June 2023.

/s/ Harry Lanphear
Harry Lanphear
Administrative Director

COMMISSIONERS VOTING FOR: Bartlett
 Scully
 Gilbert

NOTICE OF RIGHTS TO REVIEW OR APPEAL

5 M.R.S. § 9061 requires the Public Utilities Commission to give each party at the conclusion of an adjudicatory proceeding written notice of the party's rights to seek review of or to appeal the Commission's decision. The methods of review or appeal of Commission decisions at the conclusion of an adjudicatory proceeding are as follows:

1. Reconsideration of the Commission's Order may be requested under Section 11(D) of the Commission's Rules of Practice and Procedure (65-407 C.M.R. ch. 110) within **20** days of the date of the Order by filing a petition with the Commission stating the grounds upon which reconsideration is sought. Any petition not granted within **20** days from the date of filing is denied.
2. Appeal of a final decision of the Commission may be taken to the Law Court by filing, within **21** days of the date of the Order, a Notice of Appeal with the Administrative Director of the Commission, pursuant to 35-A M.R.S. § 1320(1)-(4) and the Maine Rules of Appellate Procedure.
3. Additional court review of constitutional issues or issues involving the justness or reasonableness of rates may be had by the filing of an appeal with the Law Court, pursuant to 35-A M.R.S. § 1320(5).

Pursuant to 5 M.R.S. § 8058 and 35-A M.R.S. § 1320(6), review of Commission Rules is subject to the jurisdiction of the Superior Court.

Note: The attachment of this Notice to a document does not indicate the Commission's view that the particular document may be subject to review or appeal. Similarly, the failure of the Commission to attach a copy of this Notice to a document does not indicate the Commission's view that the document is not subject to review or appeal.

BACKGROUND

Initial Filing

On May 26, 2022, in accordance with Chapter 120 of the Commission's rules, CMP filed a Notice of Intent to File a General Rate Case. On June 3, 2023, the Commission, through its Administrative Director, notified CMP (via letter), of a defect in the Company's Notice, namely that it omitted the anticipated date of filing. On June 7, 2022, CMP filed a Supplemental Notice of Intent to File a General Rate Case (Supplemental Notice), noting an anticipated filing date of August 4, 2022. In the Supplemental Notice CMP noted that it would seek a rate effective date of July 30, 2023.

On August 11, 2022, CMP filed its Initial Filing, consisting of pre-filed testimony from 15 witness panels as well as the information required under Chapter 120. CMP's Initial Filing proposed a three-year rate plan, with increases to the Company's distribution revenue requirement of \$47.7 million, \$27.7 million, and \$23.4 million over the three year term, with a total bill impact of a 4.1% increase in the first year, and bill increases of 2% or less in the second and third years. The Company requested that the first distribution rate increase go into effect on May 10, 2023. The proposed rate increases were based on a cost of capital reflecting a 10.20% return on equity (ROE) and a common equity ratio of 50% and CMP's forecast of capital investments during the rate plan term based on the Company's Capital Investment Plan for 2023 through 2026. The Company's Initial Filing also requested approval for Capital Adjustment Mechanisms for six proposed capital investment projects or programs, which, if approved and implemented, would have resulted in further rate increases.

On September 9, 2022, CMP filed updated versions of certain testimony and exhibits. To permit more time for consideration of the Company's case, this update modified the rate effective date for the first rate change to August 1, 2023, and set the rate years as August 1, 2023 to July 31, 2024, August 1, 2024 to July 31, 2025, and August 1, 2025 to July 31, 2026. This update requested rate increases of \$51.2 million, \$27.6 million, and \$23.0 million for these rate years.

Intervenors

On August 5, 2022, the Hearing Examiners issued a Notice of Proceeding that provided customers and other interested parties an opportunity to intervene and set an intervention deadline for August 26, 2022. Numerous parties filed petitions to intervene in the proceeding, all of which were granted in Procedural Orders dated August 22, 2022, September 2, 2022, and September 12, 2022. At the initial case conference held August 19, 2022, the deadline for interventions was extended to September 2, 2022, due to the timing of the receipt of the Customer Notice for certain customers receiving the notice via mail.

Intervenors in this proceeding include the OPA, CES, Darien Sawyer, IECG, Governor's Energy Office (GEO), Acadia Center, Conservation Law Foundation (CLF), Walmart, Natural Resources Council of Maine (NRCM), ChargePoint, Inc., EMT,

Andrew Kessler, Nicolas Alexander, AARP, IBEW, and Our Power (hereinafter collectively referred to as the Intervenors).

Consolidation of Records

On October 10, 2022, the Commission consolidated the record of the Investigation of Central Maine Power Company Management Issues and Related Ratemaking and Performance Incentive Mechanisms (Docket No. 2022-00038) (hereinafter the “CMP Management Investigation”) into this Docket. These record materials helped inform the resolution of the issues in this proceeding as set forth in this Stipulation. Docket No. 2022-00038 was subsequently closed on February 7, 2023.

Bench Analysis and Intervenor Testimony

On December 2, 2022, CES, the OPA, AARP, GEO, Walmart, and EMT filed direct testimony on the Company’s proposed revenue requirement, three-year rate plan, revenue allocation and rate design proposals. On December 5, 2022, the Staff filed a Bench Analysis addressing many aspects of the Company’s initial filing.

In the Bench Analysis, the Staff expressed concerns regarding the overall level of capital spending proposed by CMP and pre-approving three years of rate increases without appropriate guardrails to ensure customers receive the benefits of the increased spending. The Bench Analysis did not oppose the implementation of a three-year rate plan but requested that the Company provide in its rebuttal quantitative reliability and customer service metrics, as well as quantifiable means to verify that CMP spends the increased revenue requirement in the areas proposed and on projects that provide maximum value to customers. The Bench Analysis opposed the Company’s requested Capital Adjustment Mechanisms. The Bench Analysis also provided reports from a cost of capital witness who recommended an allowed ROE of 9.0% and a common equity ratio of 50%, and from a depreciation witness who advocated for use of a different methodology for the determination of the depreciation rates for net salvage. The Bench Analysis also included a report from London Economics, “Comprehensive Multi-Year Rate Plan Structures,” which provided an overview of performance based ratemaking and multi-year rate structures employed by other jurisdictions.

In its direct case, the OPA opposed Commission approval of a multi-year rate plan and advocated that CMP’s distribution revenue requirement should be calculated by use of the “attrition technique” whereby plant additions are forecast by reference to the historical compound average growth rate for plant additions during the previous five years, rather than by reference to the Company’s Capital Investment Plan. The OPA opposed approval of the Company’s proposed Capital Adjustment Mechanisms and recommended an ROE of 8.79% and common equity ratio of 47%.

The other intervening parties asserted various positions regarding aspects of the Company’s case. Among other issues, CES advocated for an allowed ROE of 9.10%, rejection of the Company’s proposed Capital Adjustment Mechanism for two battery energy storage systems (BESS), and implementation of the Company’s grid model

enhancement project (GMEP) at the Company's expense. Among other issues, AARP recommended that the Commission reject the Company's request for a three year rate plan, approve the lowest ROE that is legally defensible given recent increases in the total cost of electricity for CMP customers, and reject certain of the Company's proposed grid modernization, beneficial electrification, clean energy transition and customer service related proposals. AARP also opposed any increase to the residential fixed customer charge and recommended a rate increase at the minimal level of investment needed to ensure reliability of service and customer service. Among other issues, the GEO opposed the Company's requested three-year rate plan, advocating instead for the Commission to establish a comprehensive framework for performance based regulation before approving any multi-year rate plan and offered recommendations regarding certain of the Company's proposed capital investments and Capital Adjustment Mechanisms. Among other issues, Walmart advocated against the Company's proposed Capital Adjustment Mechanisms and the Company's requested ROE. EMT offered recommendations and opinions on certain of the Company's proposals for grid modernization and beneficial electrification.

Sufficiency of Customer Notice

On November 23, 2022, the Staff issued a Procedural Order Seeking Comments on Notice Sufficiency seeking briefs from CMP, the OPA, and other parties regarding whether revenue requirement increases granted to CMP in this case should be restricted to no more than what CMP described in its original notice to customers sent in August 2023 or whether CMP should be directed to send to its customers an updated notice that reflected the potential rate impacts of the Company's proposed Capital Adjustment Mechanisms.

CMP filed its brief on December 6, 2022, asserting that CMP's customer notice complied with all requirements of Chapter 110 and that nothing in Chapter 110 specifies that amounts stated in the notice constitute a binding cap on the revenues the utility may ultimately be allowed. The OPA filed a responding brief on December 20, 2022, arguing that the customer notice was insufficient and requesting that the Commission require CMP to issue a new customer notice at shareholder expense.

On February 21, 2023, the Commission issued an Order regarding Sufficiency of Customer Notice directing CMP to send to customers an additional notice that provided a complete description of the revenue requirements proposed by CMP in its rebuttal testimony, including the amounts associated with the proposed Capital Adjustment Mechanisms, as well as the estimated bill impact for CMP's average residential customer. On March 10, 2023, CMP subsequently sent the additional notice by email to those customers that have authorized electronic communications, and on or about March 17, 2023, the Company mailed the additional notice to the remaining customers.

OPA's Motion to Dismiss

On January 20, 2023, the OPA filed a Motion to Dismiss arguing that CMP's evidence regarding its proposed multi-year rate plan, including its proposed Capital

Adjustment Mechanisms, do not satisfy the Commission's standards for cost-of-service or incentive ratemaking, and thus these portions of CMP's rate request were not just and reasonable as a matter of law.

CMP filed its Opposition to the Motion to Dismiss on February 24, 2023, arguing that there was no basis to dismiss CMP's proposed multi-year rate plan or Capital Adjustment Mechanisms as CMP's testimony and supporting evidence met the Company's evidentiary burden to establish that its rate plan and Capital Adjustment Mechanisms fit squarely within the Commission's broad ratemaking authority under 35-A M.R.S. § 3195 ("Section 3195") to approve rate-adjustment mechanisms, further the objectives of incentive ratemaking, and will result in just and reasonable rates over the term of the proposed rate plan.

On March 3, 2023, IECG also filed a Response to the OPA's Motion to Dismiss supporting a multi-year rate plan, and the OPA filed Reply Comments to CMP's Opposition to the Motion to Dismiss. CMP and the OPA filed a letter on March 13, 2023, jointly requesting that the Commission stay consideration of the OPA's Motion to Dismiss while parties explored settlement.

CMP and Intervenor Rebuttal Testimony

CMP, the OPA, and AARP filed rebuttal testimony on February 7, 2022. In its rebuttal case, the Company responded to various recommendations offered by the Staff and intervening parties and presented proposals to address the concerns raised with respect to its requested three-year rate plan. These proposals included the adoption of reliability- and customer service-related Service Quality Indicators (SQIs), a downward only revenue adjustment mechanism tied to SQI performance, enhanced performance reporting, a customer report card, and an earnings sharing mechanism.

The OPA's rebuttal testimony responded to the Bench Analysis's support for higher residential fixed service charges. AARP's rebuttal testimony responded to the OPA and the Bench Analysis with respect to CMP's costs associated with upgrading its billing and metering system to offer TOU or other rate design options and various TOU rate proposals. AARP also identified the lack of data with respect to current and proposed rate design options for residential customers that should be examined prior to any significant rate design changes in this proceeding.

Reply Bench Analysis and Intervenor Surrebuttal Testimony

On April 6, 2023, the Staff filed a Reply Bench Analysis and the OPA, AARP, CES, EMT, and GEO filed surrebuttal testimony.

In the Reply Bench Analysis, the Staff expressed openness to approval of CMP's proposed three-year rate plan and the calculation of the Company's revenue requirement by reference to the Company's Capital Investment Plan, but recommended adoption of more stringent SQIs and an alternative SQI revenue adjustment mechanism with greater financial exposure for the Company.

In its Surrebuttal testimony, the OPA maintained its opposition to CMP's requested multi-year rate plan and its position that plant additions used to calculate the Company's revenue requirement should be calculated based on the attrition technique, not the Company's Capital Investment Plan. The OPA's recommended ROE increased to 9.10%, but its recommended common equity ratio remained at 47%.

In its Surrebuttal testimony, AARP responded to CMP's rebuttal testimony with regard to the Company's recommendation to increase the residential fixed customer charge and presented AARP's concerns about the potential adverse impacts on low income residential customers if the fixed customer charge is increased.

Discovery and Hearings

Written discovery was conducted and technical conferences were held after every phase of testimony. Following CMP's filing of its initial testimony, Staff and Intervenors filed written data requests directed to CMP on September 15, 2022. CMP filed data responses on October 14, 2022, with a four-day technical conference held November 4, 8-10, 2022. Following Staff and Intervenor testimony, CMP filed data requests on December 20, 2022 directed to Staff and Intervenors. Staff and Intervenors filed data responses on January 5, 2023. A two-day technical conference took place on January 13-14, 2023.

After CMP's rebuttal testimony, Staff and Intervenors filed a second set of data requests on February 21, 2023. CMP filed data responses on March 2, 2023. A two-day technical conference was held March 15-16, 2023. After surrebuttal testimony, CMP filed data requests on April 14, 2023, and Staff and Intervenors filed data responses on April 24, 2023. Throughout the course of discovery, CMP answered over 1,450 data requests. Staff and other parties responded to over 350 data requests.

There was also robust public participation in the case. Public witness hearings were held on April 4, 2023, in Lewiston, April 6, 2023, in Hallowell, and April 11, 2023, in Saco. Approximately 45 people testified at these hearings. Most testifying witnesses opposed CMP's proposed rate increases. Over 80 public comments have been filed in the Commission's case management system in this proceeding, mostly by individual customers. Most public comments opposed CMP's proposed rate increases.

Settlement

On March 6, 2023, CMP and the OPA filed a joint letter requesting that the Hearing Examiners schedule a settlement conference on the matter. On March 7, 2023, the Hearing Examiners issued a procedural order requesting all parties indicate whether they assent to Staff participation in the settlement process. ChargePoint, IECG, AARP, EMT, CES, and Walmart all affirmatively assented to Staff participation. No party opposed or objected to Staff participation in the settlement process. On March 17, 2023, the Hearing Examiners issued a Procedural Order scheduling the first confidential settlement conference for March 30, 2023.

As scheduled, the first settlement conference was held on March 30, 2023. Subsequent settlement conferences were held among the Staff and the Parties on April 21, May 3, 4, 9, 11, 16, 17, 19, 30, and 31, 2023. Each of these settlement conferences were noticed by the Hearing Examiners, and all parties had the opportunity to participate.

As a result of these settlement discussions, the Stipulating Parties have resolved the revenue requirement, rate plan, and rate design portions of the case. Staff supports this Stipulation. All intervening parties were provided an opportunity to participate in settlement discussions. The Stipulating Parties represent a majority of the active participants in this proceeding. Following the issuance of a Procedural Order on June 1, 2023, no party filed an objection to the Stipulation or otherwise sought to be heard.

Central Maine Power Company
Distribution Revenue Increase
and Average Residential Bill

First of Four Price Changes
Effective July 1, 2023

	Amount	Percent
1 Distribution Revenue Increase (\$000)	\$16,750	5.70%

Illustrative Average Residential Bill - based on 550 kWh per month

	Current	Proposed	% Increase of Component	% Increase of Bundled Bill
<u>Total Residential Bill Components</u>				
2 Distribution	A \$ 35.30	\$ 36.55	3.54%	0.81%
3 ELP	B 0.80	0.80	0.00%	0.00%
4 Conservation	C 2.47	2.47	0.00%	0.00%
5 Stranded Costs	D (2.91)	(2.91)	0.00%	0.00%
6 Transmission	E 21.63	21.63	0.00%	0.00%
7 Subtotal Delivery	57.29	58.54	2.18%	0.81%
8 Standard Offer	F 96.97	96.97	0.00%	0.00%
9 Total Bundled Bill	\$ 154.26	\$ 155.51	0.81%	0.81%
10 Distribution Increase over Prior Period				1.25
11 Distribution Increase as a Percentage of Total Bundled Bill				0.81%

Notes:

- A. Distribution rates reflect current revenue requirement proposal that does not include an increase to the customer charge.
- B. ELP (Electric Lifeline Program) held at the current level.
- C. Conservation held at the current level.
- D. Stranded Costs are held at the current level. Current proceedings that are on-going include updating projection, true-up to actuals, and proposed rate design are not yet finalized.
- E. Transmission held at the current level.

Comparisons of Rate Design Proposals - Distribution and Stranded

1) Comparison of Current Rate to Proposals for Rate Case and Stranded

	Current	As Proposed	% Increase of Component	% Increase of Bundled Bill	
550 kWhs					No fixed charge Increase, current revenue requirement proposal - twice yearly price changes.
Distribution	35.30	36.55	3.54%	12%	
ELP	0.80	0.80	0.00%	0%	
Conservation	2.47	2.47	0.00%	0%	
Stranded Costs	(2.91)	6.56	325.68%	88%	Assumes increase in Net Energy Billing/Purchase Power contracts. Assumes changes in Stranded Cost Pricing - movement of NEB to Fixed Charge.
Transmission	21.63	21.63	0.00%	0%	
Subtotal Delivery	57.29	68.01	18.72%	100%	
Standard Offer	96.97	96.9705	0.00%	-	
Total Bundled Bill	154.26	164.98	6.95%	100%	

2) Comparison of Current Rate to Proposals for Rate Case

	Current	As Proposed	% Increase of Component	% Increase of Bundled Bill	
550 kWhs					No fixed charge Increase, current revenue requirement proposal - twice yearly price changes.
Distribution	35.30	36.55	3.54%	100%	
ELP	0.80	0.80	0.00%	0%	
Conservation	2.47	2.47	0.00%	0%	
Stranded Costs	(2.91)	(2.91)	0.00%	0%	
Transmission	21.63	21.63	0.00%	0%	
Subtotal Delivery	57.29	58.54	2.18%	100%	
Standard Offer	96.97	96.9705	0.00%	-	
Total Bundled Bill	154.26	155.51	0.81%	100%	

3) Comparison of Current Rate to Proposals for Stranded Costs

	Current	As Proposed	% Increase of Component	% Increase of Bundled Bill	
550 kWhs					
Distribution	35.30	35.30	0.00%	0%	
ELP	0.80	0.80	0.00%	0%	
Conservation	2.47	2.47	0.00%	0%	
Stranded Costs	(2.91)	6.56	325.68%	100%	Assumes increase in Net Energy Billing/Purchase Power contracts. Assumes changes in Stranded Cost Pricing - movement of NEB to Fixed Charge.
Transmission	21.63	21.63	0.00%	0%	
Subtotal Delivery	57.29	66.76	16.54%	100%	
Standard Offer	96.97	96.9705	0.00%	-	
Total Bundled Bill	154.26	163.73	6.14%	100%	

Pricing Current	Distribution	ELP	EMT	Stranded	Transmission	Total
Service Charge kWh	13.58 0.04343	0.07 0.001468	0.22 0.004494	(1.96) -0.001898	1.89 0.039479	13.80 0.086973
Proposed Service Charge kWh	13.51 0.046071	0.07 0.001468	0.22 0.004494	6.72 -0.0003101	1.89 0.039479	22.41 0.0912019

	Distribution	ELP	EMT	Stranded	Transmission	Total
Service Charge	13.58	0.07	0.22	(1.96)	1.89	13.80
kWh	0.04343	0.001468	0.004494	-0.001898	0.039479	0.086973
		Current				
5,000	228.56	7.34	22.47	(11.36)	197.31	444.32
4,500	206.84	6.60	20.22	(10.41)	177.57	400.83
4,000	185.13	5.87	17.97	(9.46)	157.83	357.34
3,800	176.44	5.58	17.07	(9.08)	149.94	339.95
3,600	167.76	5.28	16.17	(8.70)	142.04	322.55
3,400	159.07	4.99	15.27	(8.32)	134.14	305.16
3,200	150.38	4.69	14.38	(7.94)	126.25	287.76
3,000	141.70	4.40	13.48	(7.56)	118.35	270.37
2,800	133.01	4.11	12.58	(7.18)	110.46	252.98
2,600	124.33	3.81	11.68	(6.80)	102.56	235.58
2,400	115.64	3.52	10.78	(6.42)	94.67	218.19
2,200	106.95	3.23	9.88	(6.04)	86.77	200.79
2,000	98.27	2.93	8.98	(5.66)	78.87	183.40
1,800	89.58	2.64	8.08	(5.28)	70.98	166.00
1,600	80.90	2.35	7.19	(4.90)	63.08	148.61
1,400	72.21	2.05	6.29	(4.52)	55.19	131.21
1,200	63.52	1.76	5.39	(4.14)	47.29	113.82
1,000	54.84	1.46	4.49	(3.76)	39.40	96.42
800	46.15	1.17	3.59	(3.38)	31.50	79.03
600	37.47	0.88	2.69	(3.00)	23.60	61.64
550	35.30	0.80	2.47	(2.91)	21.63	57.29
400	28.78	0.58	1.79	(2.62)	15.71	44.24
200	20.09	0.29	0.89	(2.24)	7.81	26.85
150	17.92	0.22	0.67	(2.15)	5.84	22.50
100	15.75	0.14	0.44	(2.05)	3.86	18.15
50	13.58	0.07	0.22	(1.96)	1.89	13.80
-	13.58	0.07	0.22	(1.96)	1.89	13.80

F. Standard Offer priced at January 2023 rates as listed on MPUC website.

	Distribution	ELP	EMT	Stranded	Transmission	Total	
Service Charge	13.51	0.07	0.22	(1.96)	1.89	13.73	
kWh	0.046071	0.001468	0.004494	-0.001898	0.039479	0.089614	
No Customer Charge - Five Periods							
5,000	241.56	7.34	22.47	(11.36)	197.31	457.32	2.93%
4,500	218.53	6.60	20.22	(10.41)	177.57	412.51	2.91%
4,000	195.49	5.87	17.97	(9.46)	157.83	367.71	2.90%
3,800	186.28	5.58	17.07	(9.08)	149.94	349.78	2.89%
3,600	177.06	5.28	16.17	(8.70)	142.04	331.86	2.88%
3,400	167.85	4.99	15.27	(8.32)	134.14	313.94	2.88%
3,200	158.63	4.69	14.38	(7.94)	126.25	296.01	2.87%
3,000	149.42	4.40	13.48	(7.56)	118.35	278.09	2.86%
2,800	140.21	4.11	12.58	(7.18)	110.46	260.17	2.84%
2,600	130.99	3.81	11.68	(6.80)	102.56	242.25	2.83%
2,400	121.78	3.52	10.78	(6.42)	94.67	224.32	2.81%
2,200	112.56	3.23	9.88	(6.04)	86.77	206.40	2.79%
2,000	103.35	2.93	8.98	(5.66)	78.87	188.48	2.77%
1,800	94.13	2.64	8.08	(5.28)	70.98	170.55	2.74%
1,600	84.92	2.35	7.19	(4.90)	63.08	152.63	2.71%
1,400	75.71	2.05	6.29	(4.52)	55.19	134.71	2.66%
1,200	66.49	1.76	5.39	(4.14)	47.29	116.79	2.61%
1,000	57.28	1.46	4.49	(3.76)	39.40	98.86	2.53%
800	48.06	1.17	3.59	(3.38)	31.50	80.94	2.42%
600	38.85	0.88	2.69	(3.00)	23.60	63.02	2.24%
550	36.55	0.80	2.47	(2.91)	21.63	58.54	2.18%
400	29.63	0.58	1.79	(2.62)	15.71	45.09	1.93%
200	20.42	0.29	0.89	(2.24)	7.81	27.17	1.21%
150	18.12	0.22	0.67	(2.15)	5.84	22.69	0.86%
100	15.81	0.14	0.44	(2.05)	3.86	18.21	0.34%
50	13.51	0.07	0.22	(1.96)	1.89	13.73	-0.51%
-	13.51	0.07	0.22	(1.96)	1.89	13.73	-0.51%

	Distributio	ELP	EMT	Stranded	Transmissio	Total	
Service Charge	14.51	0.07	0.22	(1.96)	1.89	14.73	
kWh	0.044244	0.001468	0.004494	-0.0019	0.039479	0.087787	

With Customer Charge - Five Periods

5,000	233.52	7.34	22.47	(11.36)	197.31	449.28	1.12%
4,500	211.40	6.60	20.22	(10.41)	177.57	405.38	1.14%
4,000	189.27	5.87	17.97	(9.46)	157.83	361.49	1.16%
3,800	180.43	5.58	17.07	(9.08)	149.94	343.93	1.17%
3,600	171.58	5.28	16.17	(8.70)	142.04	326.37	1.18%
3,400	162.73	4.99	15.27	(8.32)	134.14	308.82	1.20%
3,200	153.88	4.69	14.38	(7.94)	126.25	291.26	1.21%
3,000	145.03	4.40	13.48	(7.56)	118.35	273.70	1.23%
2,800	136.18	4.11	12.58	(7.18)	110.46	256.14	1.25%
2,600	127.33	3.81	11.68	(6.80)	102.56	238.59	1.28%
2,400	118.48	3.52	10.78	(6.42)	94.67	221.03	1.30%
2,200	109.63	3.23	9.88	(6.04)	86.77	203.47	1.33%
2,000	100.79	2.93	8.98	(5.66)	78.87	185.91	1.37%
1,800	91.94	2.64	8.08	(5.28)	70.98	168.36	1.42%
1,600	83.09	2.35	7.19	(4.90)	63.08	150.80	1.47%
1,400	74.24	2.05	6.29	(4.52)	55.19	133.24	1.55%
1,200	65.39	1.76	5.39	(4.14)	47.29	115.69	1.64%
1,000	56.54	1.46	4.49	(3.76)	39.40	98.13	1.77%
800	47.69	1.17	3.59	(3.38)	31.50	80.57	1.95%
600	38.84	0.88	2.69	(3.00)	23.60	63.01	2.24%
550	36.63	0.80	2.47	(2.91)	21.63	58.62	2.33%
400	30.00	0.58	1.79	(2.62)	15.71	45.46	2.75%
200	21.15	0.29	0.89	(2.24)	7.81	27.90	3.92%
150	18.93	0.22	0.67	(2.15)	5.84	23.51	4.50%
100	16.72	0.14	0.44	(2.05)	3.86	19.12	5.35%
50	14.51	0.07	0.22	(1.96)	1.89	14.73	6.74%
-	14.51	0.07	0.22	(1.96)	1.89	14.73	6.74%

	Distribution	ELP	EMT	Stranded	Transmissio	Total	
Service Charge	13.51	0.07	0.22	6.72	1.89	22.41	
kWh	0.046071	0.001468	0.00449	-0.00031	0.039479	0.091202	
No Customer Charge - Five Periods with Updated Stranded Cost							
5,000	241.56	7.34	22.47	5.19	197.31	473.86	6.65%
4,500	218.53	6.60	20.22	5.34	177.57	428.26	6.84%
4,000	195.49	5.87	17.97	5.50	157.83	382.66	7.08%
3,800	186.28	5.58	17.07	5.56	149.94	364.42	7.20%
3,600	177.06	5.28	16.17	5.62	142.04	346.18	7.32%
3,400	167.85	4.99	15.27	5.68	134.14	327.94	7.46%
3,200	158.63	4.69	14.38	5.74	126.25	309.70	7.62%
3,000	149.42	4.40	13.48	5.81	118.35	291.46	7.80%
2,800	140.21	4.11	12.58	5.87	110.46	273.22	8.00%
2,600	130.99	3.81	11.68	5.93	102.56	254.97	8.23%
2,400	121.78	3.52	10.78	5.99	94.67	236.73	8.50%
2,200	112.56	3.23	9.88	6.05	86.77	218.49	8.82%
2,000	103.35	2.93	8.98	6.12	78.87	200.25	9.19%
1,800	94.13	2.64	8.08	6.18	70.98	182.01	9.64%
1,600	84.92	2.35	7.19	6.24	63.08	163.77	10.20%
1,400	75.71	2.05	6.29	6.30	55.19	145.53	10.91%
1,200	66.49	1.76	5.39	6.36	47.29	127.29	11.84%
1,000	57.28	1.46	4.49	6.43	39.40	109.05	13.10%
800	48.06	1.17	3.59	6.49	31.50	90.81	14.91%
600	38.85	0.88	2.69	6.55	23.60	72.57	17.74%
550	36.55	0.80	2.47	6.56	21.63	68.01	18.72%
400	29.63	0.58	1.79	6.61	15.71	54.33	22.81%
200	20.42	0.29	0.89	6.67	7.81	36.09	34.43%
150	18.12	0.22	0.67	6.69	5.84	31.53	40.15%
100	15.81	0.14	0.44	6.70	3.86	26.97	48.61%
50	13.51	0.07	0.22	6.72	1.89	22.41	62.39%
-	13.51	0.07	0.22	6.72	1.89	22.41	62.39%

	Distribution	ELP	EMT	Stranded	Transmissio	Total
Service Charge	14.51	0.07	0.22	6.72	1.89	23.41
kWh	0.044244	0.001468	0.004494	-0.00031	0.039479	0.089375

	Five Periods with Updated Stranded Cost						
5,000	233.52	7.34	22.47	5.19	197.31	465.82	4.84%
4,500	211.40	6.60	20.22	5.34	177.57	421.13	5.06%
4,000	189.27	5.87	17.97	5.50	157.83	376.44	5.34%
3,800	180.43	5.58	17.07	5.56	149.94	358.57	5.48%
3,600	171.58	5.28	16.17	5.62	142.04	340.69	5.62%
3,400	162.73	4.99	15.27	5.68	134.14	322.82	5.79%
3,200	153.88	4.69	14.38	5.74	126.25	304.94	5.97%
3,000	145.03	4.40	13.48	5.81	118.35	287.07	6.18%
2,800	136.18	4.11	12.58	5.87	110.46	269.19	6.41%
2,600	127.33	3.81	11.68	5.93	102.56	251.32	6.68%
2,400	118.48	3.52	10.78	5.99	94.67	233.44	6.99%
2,200	109.63	3.23	9.88	6.05	86.77	215.57	7.36%
2,000	100.79	2.93	8.98	6.12	78.87	197.69	7.79%
1,800	91.94	2.64	8.08	6.18	70.98	179.82	8.32%
1,600	83.09	2.35	7.19	6.24	63.08	161.94	8.97%
1,400	74.24	2.05	6.29	6.30	55.19	144.07	9.80%
1,200	65.39	1.76	5.39	6.36	47.29	126.19	10.87%
1,000	56.54	1.46	4.49	6.43	39.40	108.32	12.33%
800	47.69	1.17	3.59	6.49	31.50	90.44	14.44%
600	38.84	0.88	2.69	6.55	23.60	72.57	17.74%
550	36.63	0.80	2.47	6.56	21.63	68.10	18.87%
400	30.00	0.58	1.79	6.61	15.71	54.69	23.62%
200	21.15	0.29	0.89	6.67	7.81	36.82	37.14%
150	18.93	0.22	0.67	6.69	5.84	32.35	43.78%
100	16.72	0.14	0.44	6.70	3.86	27.88	53.61%
50	14.51	0.07	0.22	6.72	1.89	23.41	69.64%
-	14.51	0.07	0.22	6.72	1.89	23.41	69.64%

Central Maine Power Company
Distribution Revenue Requirement
Forecasted Rate Years Ending July 31, 2024 and July 31, 2025

Schedule	A	Income Statement
Schedule	B	Revenue
Schedule	C	Operations & Maintenance Expense
Schedule	D	Depreciation
Schedule	E	Other Taxes
Schedule	F	Interest
Schedule	G	Income Taxes
Schedule	H	Rate Base
Schedule	I	Accumulated Deferred Income Taxes
Schedule	J	Other Rate Base Items
Schedule	K	Working Capital
Schedule	L	Weighted Average Cost of Capital
Schedule	M	Levelized Revenue Requirement

Central Maine Power Company
Distribution Revenue Requirement
Forecasted Rate Years Ending July 31, 2024 and July 31, 2025
Income Statement
(\$ 000)

	A	B	C	D	E	F	G	H	I	
	Historic Test Year	Rate Year 1 Adjustments	Rate Year 1 Before Rate Change	Rate Year 1 Rate Change	Rate Year 1 After Rate Change	Rate Year 2 Adjustments	Rate Year 2 Before Rate Change	Rate Year 2 Rate Change	Rate Year 2 After Rate Change	
Revenue										
1	Distribution Revenue	290,083	4,722	294,805	-	294,805	35,662	330,468	-	330,468
2	Impact of Proposed Price Changes	-	-	-	31,369	31,369	(31,369)	-	26,300	26,300
4	Total Distribution Revenues	290,083	4,722	294,805	31,369	326,175	4,293	330,468	26,300	356,767
5	Other Revenues	33,344	3,420	39,534	102	39,636	(2,692)	36,945	85	37,030
6	Total Revenues	<u>323,427</u>	<u>8,142</u>	<u>334,340</u>	<u>31,471</u>	<u>365,811</u>	<u>1,602</u>	<u>367,413</u>	<u>26,385</u>	<u>393,798</u>
7	Operations & Maintenance	179,641	4,702	184,343	359	184,702	13,664	198,365	301	198,666
8	Depreciation & Amortization	53,762	11,070	64,832	-	64,832	4,258	69,090	-	69,090
9	Taxes Other Than Income Taxes	28,414	5,230	33,645	-	33,645	2,112	35,757	-	35,757
10	Other Operating Expenses	261,818	21,002	282,820	359	283,178	20,034	303,213	301	303,514
11	Subtotal	61,610	(12,860)	51,520	31,113	82,633	(18,433)	64,200	26,084	90,284
12	Net Other Income & Deductions	-	-	-	-	-	-	-	-	-
13	Net Interest Charges	22,505	2,893	25,398	-	25,398	2,073	27,471	-	27,471
14	Operating Income Before Taxes	<u>39,105</u>	<u>(15,753)</u>	<u>26,122</u>	<u>31,113</u>	<u>57,235</u>	<u>(20,506)</u>	<u>36,729</u>	<u>26,084</u>	<u>62,813</u>
15	Income Taxes	7,233	(15,682)	(7,672)	8,729	1,057	(5,753)	(4,696)	7,318	2,622
16	Preferred Stock Dividends	12	3	15	-	15	1	16	-	16
17	Net Income Available for Common	<u>\$ 31,860</u>	<u>\$ (75)</u>	<u>\$ 33,778</u>	<u>\$ 22,384</u>	<u>\$ 56,162</u>	<u>\$ (14,754)</u>	<u>\$ 41,409</u>	<u>\$ 18,766</u>	<u>\$ 60,175</u>
18	Average Rate Base	1,012,988		1,201,332		1,201,332		1,287,166		1,287,166
19	Common Equity Ratio	<u>50.00%</u>		<u>50.00%</u>		<u>50.00%</u>		<u>50.00%</u>		<u>50.00%</u>
20	Rate Base Attributed to Common Equity	<u>\$ 506,494</u>		<u>\$ 600,666</u>		<u>\$ 600,666</u>		<u>\$ 643,583</u>		<u>\$ 643,583</u>
21	Return on Common Equity	<u>6.29%</u>		<u>5.62%</u>		<u>9.35%</u>		<u>6.43%</u>		<u>9.35%</u>

Attachment 2
Schedule B
Page 3 of 14

Central Maine Power Company
Distribution Revenue Requirement
Forecasted Rate Years Ending July 31, 2024 and July 31, 2025
Revenues
(\$ 000)

	A	B	C	D	E	F	G	H	I
	Historic Test Year	Rate Year 1 Adjustments	Rate Year 1 Before Rate Change	Rate Year 1 Rate Change	Rate Year 1 After Rate Change	Rate Year 2 Adjustments	Rate Year 2 Before Rate Change	Rate Year 2 Rate Change	Rate Year 2 After Rate Change
1 Distribution Revenue	\$ 290,083	\$ 4,722	\$ 294,805	\$ -	\$ 294,805	\$ 35,662	\$ 330,468	\$ -	\$ 330,468
2 Impact of Price Change	-	-	-	31,369	31,369	(31,369)	-	26,300	26,300
3 Total Distribution Revenue	<u>290,083</u>	<u>4,722</u>	<u>294,805</u>	<u>31,369</u>	<u>326,175</u>	<u>4,293</u>	<u>330,468</u>	<u>26,300</u>	<u>356,767</u>
4 Late Payment Revenues	943	57	3,544	102	3,646	327	3,973	85	4,059
5 Miscellaneous Service Revenues									
6 Establishment of Service	1,732	-	1,949	-	1,949	42	1,991	-	1,991
7 Installation Modification (Line-x; Make Ready)	73	-	82	-	82	2	84	-	84
8 Installation Modification (Line-x; Make Ready)	1,568	-	1,568	-	1,568	-	1,568	-	1,568
9 Meter Opt Out	972	-	972	-	972	-	972	-	972
10 Total Miscellaneous Service Revenue	<u>4,345</u>	<u>-</u>	<u>4,571</u>	<u>-</u>	<u>4,571</u>	<u>44</u>	<u>4,614</u>	<u>-</u>	<u>4,614</u>
Rent from Electric Property									
11 Pole Attachments	12,969	2,255	15,224	-	15,224	913	16,137	-	16,137
12 Maine Com Fiber	559	-	559	-	559	-	559	-	559
13 Equipment Rental from Retail Customers	1,175	-	1,175	-	1,175	-	1,175	-	1,175
14 Gravel Sales	12	-	12	-	12	-	12	-	12
15 Tower and Parking Leases	658	-	658	-	658	-	658	-	658
16 Other	22	-	22	-	22	-	22	-	22
17 Total Rent from Electric Property	<u>15,395</u>	<u>2,255</u>	<u>17,650</u>	<u>-</u>	<u>17,650</u>	<u>913</u>	<u>18,563</u>	<u>-</u>	<u>18,563</u>

B Revenue

Central Maine Power Company
Distribution Revenue Requirement
Forecasted Rate Years Ending July 31, 2024 and July 31, 2025
Revenues
(\$ 000)

	A	B	C	D	E	F	G	H	I
	Historic Test Year	Rate Year 1 Adjustments	Rate Year 1 Before Rate Change	Rate Year 1 Rate Change	Rate Year 1 After Rate Change	Rate Year 2 Adjustments	Rate Year 2 Before Rate Change	Rate Year 2 Rate Change	Rate Year 2 After Rate Change
Other Electric Revenues									
18	Billing Revenues - SOP's and CEP's	1,843	-	1,843	-	1,843	-	1,843	1,843
19	Insufficient Funds	210	-	210	-	210	-	210	210
20	Regulatory Asset Amortizations (a)	3,979	(5,363)	(1,385)	-	(1,385)	-	(1,385)	(1,385)
21	Regulatory Asset Deferrals (b)	(9,592)	9,592	-	-	-	-	-	-
22	Excess Deferred Income Taxes	10,475	(3,120)	7,355	-	7,355	(3,975)	3,380	3,380
23	Other	5,746	-	5,746	-	5,746	-	5,746	5,746
24	Total Other Electric Revenues	12,661	1,108	13,769	-	13,769	(3,975)	9,794	9,794
25	Total Other Revenues	33,344	3,420	39,534	102	39,636	(2,692)	36,945	37,030
26	Total Revenues	\$ 323,427	\$ 8,142	\$ 334,340	\$ 31,471	\$ 365,811	\$ 1,602	\$ 367,413	\$ 26,385
(a) Regulatory Asset Amortizations									
27	Revenue Decoupling Mechanism	\$ 5,351	\$ (5,351)	\$ -	\$ -	\$ -	\$ -	\$ -	\$ -
28	Public Advocate - MPRP	(81)	81	-	-	-	-	-	-
29	AMI	(811)	14	(797)	-	(797)	-	(797)	(797)
30	Power Tax	(436)	436	-	-	-	-	-	-
31	OPA Non-Wire Alternative	(319)	319	-	-	-	-	-	-
32	Vegetation Management	126	(126)	-	-	-	-	-	-
33	Pension	-	(588)	(588)	-	(588)	-	(588)	(588)
34	Miscellaneous	148	(148)	-	-	-	-	-	-
35	Subtotal Regulatory Asset Amortizations	\$ 3,979	\$ (5,363)	\$ (1,385)	\$ -	\$ (1,385)	\$ -	\$ (1,385)	\$ (1,385)
(c) Regulatory Asset Deferrals									
36	Revenue Decoupling Mechanism	\$ (8,591)	\$ 8,591	\$ -	\$ -	\$ -	\$ -	\$ -	\$ -
37	Management Audit	(78)	78	-	-	-	-	-	-
38	Miscellaneous	(325)	325	-	-	-	-	-	-
39	OPA Non-Wire Alternative	714	(714)	-	-	-	-	-	-
40	Vegetation Management	(1,272)	1,272	-	-	-	-	-	-
41	Electric Thermal Storage	(11)	11	-	-	-	-	-	-
42	Advanced Meter Infrastructure	(28)	28	-	-	-	-	-	-
43	TCJA - Tax Rate Change Deferral	-	-	-	-	-	-	-	-
44	Subtotal Regulatory Asset Deferrals	\$ (9,592)	\$ 9,592	\$ -	\$ -	\$ -	\$ -	\$ -	\$ -

Attachment 2
Schedule C
Page 4 of 14

Central Maine Power Company
Distribution Revenue Requirement
Forecasted Rate Years Ending July 31, 2024 and July 31, 2025
Operations & Maintenance Expense
(\$ 000)

	A	B	C	D	E	F	G	H	I
	Historic	Rate Year 1	Rate Year 1	Rate Year 1	Rate Year 1	Rate Year 2	Rate Year 2	Rate Year 2	Rate Year 2
	Test Year	Adjustments	Before	Rate Year 1	After	Adjustments	Before	Rate Year 2	After
			Rate Change	Rate Change	Rate Change		Rate Change	Rate Change	Rate Change
1 Payroll	44,414	8,335	52,749	-	52,749	3,506	56,255	-	56,255
2 Pension/OPEB	9,171	(9,019)	152	-	152	934	1,086	-	1,086
3 Medical	5,764	1,018	6,782	-	6,782	441	7,223	-	7,223
4 Social Security	3,115	585	3,699	-	3,699	246	3,945	-	3,945
5 Employee Related	766	96	862	-	862	19	880	-	880
6 401k	2,306	1,185	3,491	-	3,491	70	3,560	-	3,560
7 Other Benefits	912	114	1,026	-	1,026	22	1,048	-	1,048
8 Outside Services	18,850	5,959	24,809	-	24,809	2,386	27,195	-	27,195
9 ASC	16,962	-	16,962	-	16,962	-	16,962	-	16,962
10 Fleet	7,631	955	8,586	-	8,586	185	8,771	-	8,771
11 InterCompany	(2,503)	(313)	(2,816)	-	(2,816)	(61)	(2,876)	-	(2,876)
12 Collections	1,700	425	2,125	-	2,125	106	2,231	-	2,231
13 Uncollectables	4,108	(747)	3,361	359	3,720	48	3,767	301	4,068
14 Line Clearance	26,543	7,245	33,788	-	33,788	5,095	38,883	-	38,883
15 Rents/Leases	132	17	149	-	149	3	152	-	152
16 Pole Attachments	3,697	463	4,160	-	4,160	89	4,249	-	4,249
17 Materials	4,414	552	4,966	-	4,966	107	5,073	-	5,073
18 Regulatory Assessments	7,147	894	8,041	-	8,041	173	8,214	-	8,214
19 Advertising	1,002	125	1,127	-	1,127	24	1,152	-	1,152
20 Legal/Rate Case Expenses	810	605	1,416	-	1,416	20	1,435	-	1,435
21 Overheads	(19,593)	(2,451)	(22,044)	-	(22,044)	(474)	(22,518)	-	(22,518)
22 Bank Fees	1,106	234	1,340	-	1,340	-	1,340	-	1,340
23 Grid Moderization	-	822	822	-	822	423	1,245	-	1,245
24 Other O&M (a)	12,554	1,564	14,118	-	14,118	304	14,421	-	14,421
25 Regulatory Assets/Liabilities (b)	10,287	(9,714)	573	-	573	-	573	-	573
26 Tier 1 Storm	12,346	(4,246)	8,100	-	8,100	-	8,100	-	8,100
27 Tier 2 Storm	6,000	0	6,000	-	6,000	-	6,000	-	6,000
28 Total Operations & Maintenance	179,641	4,702	184,343	359	184,702	13,664	198,365	301	198,666

Attachment 2
Schedule C
Page 4 of 14

Central Maine Power Company
Distribution Revenue Requirement
Forecasted Rate Years Ending July 31, 2024 and July 31, 2025
Operations & Maintenance Expense
(\$ 000)

	A	B	C	D	E	F	G	H	I	
	Historic	Rate Year 1	Rate Year 1	Rate Year 1	Rate Year 1	Rate Year 2	Rate Year 2	Rate Year 2	Rate Year 2	
	<u>Test Year</u>	<u>Adjustments</u>	<u>Before</u>	<u>Rate Year 1</u>	<u>After</u>	<u>Adjustments</u>	<u>Before</u>	<u>Rate Year 2</u>	<u>After</u>	
			<u>Rate Change</u>	<u>Rate Change</u>	<u>Rate Change</u>		<u>Rate Change</u>	<u>Rate Change</u>	<u>Rate Change</u>	
(a) Other O&M										
29	Injuries and Damages	377	47	424	-	424	9	433	-	433
30	Insurance	641	80	722	-	722	16	737	-	737
31	Utilities	988	124	1,112	-	1,112	24	1,135	-	1,135
32	Telephone	1,855	232	2,087	-	2,087	45	2,132	-	2,132
33	Software	3,745	468	4,213	-	4,213	91	4,304	-	4,304
34	Depreciation	1,499	188	1,687	-	1,687	36	1,723	-	1,723
35	Interest Expense	616	77	693	-	693	15	708	-	708
36	Assessment	(47)	(6)	(53)	-	(53)	(1)	(54)	-	(54)
37	Other	2,880	353	3,233	-	3,233	70	3,302	-	3,302
38	Total Other O&M	12,554	1,564	14,118	-	14,118	304	14,421	-	14,421
(b) Regulatory Assets/Liabilities										
39	CRM&B	12	-	12	-	12	-	12	-	12
40	Pension	(4,103)	4,103	0	-	0	-	0	-	0
41	Environmental	(2)	2	-	-	-	-	-	-	-
42	AMI	561	-	561	-	561	-	561	-	561
43	Arrears Forgiveness	(13)	13	0	-	0	-	0	-	0
44	Storm Deferral	13,832	(13,832)	-	-	-	-	-	-	-
45	Total Regulatory Assets/Liabilities	10,287	(9,714)	573	-	573	-	573	-	573

Central Maine Power Company
Distribution Revenue Requirement
Forecasted Rate Years Ending July 31, 2024 and July 31, 2025
Depreciation
(\$ 000)

	A	B	C	D	E	F	G	H	I
	Historic <u>Test Year</u>	Rate Year 1 <u>Adjustments</u>	Rate Year 1 Before <u>Rate Change</u>	Rate Year 1 Rate Change	Rate Year 1 After <u>Rate Change</u>	Rate Year 2 <u>Adjustments</u>	Rate Year 2 Before <u>Rate Change</u>	Rate Year 2 Rate Change	Rate Year 2 After <u>Rate Change</u>
1 Depreciation Expense	56,013	11,070	67,083	-	67,083	4,258	71,341	-	71,341
2 SFAS 143 COR Amortization	(2,251)	-	(2,251)	-	(2,251)	-	(2,251)	-	(2,251)
3 Total Depreciation	53,762	11,070	64,832	-	64,832	4,258	69,090	-	69,090

Central Maine Power Company
 Distribution Revenue Requirement
 Forecasted Rate Years Ending July 31, 2024 and July 31, 2025
 Taxes Other Than Income Taxes
 (\$ 000)

	A	B	C	D	E	F	G	H	I
	Historic Test Year	Rate Year 1 Adjustments	Rate Year 1 Before Rate Change	Rate Year 1 Rate Change	Rate Year 1 After Rate Change	Rate Year 2 Adjustments	Rate Year 2 Before Rate Change	Rate Year 2 Rate Change	Rate Year 2 After Rate Change
1 Operating Property Taxes	28,053	5,230	33,283	-	33,283	2,112	35,395	-	35,395
2 Licenses and Road Taxes	1	-	1	-	1	-	1	-	1
3 Other Taxes	361	-	361	-	361	-	361	-	361
4 Total	28,414	5,230	33,645	-	33,645	2,112	35,757	-	35,757

Central Maine Power Company
Distribution Revenue Requirement
Forecasted Rate Years Ending July 31, 2024 and July 31, 2025
Interest Expense
(\$ 000)

	<u>A</u>	<u>B</u>	<u>C</u>	<u>D</u>	<u>E</u>	<u>F</u>	<u>G</u>	<u>H</u>	<u>I</u>
	Historic	Rate Year 1	Rate Year 1	Rate Year 1	Rate Year 1	Rate Year 2	Rate Year 2	Rate Year 2	Rate Year 2
	<u>Test Year</u>	<u>Adjustments</u>	<u>Before</u>	<u>Rate Year 1</u>	<u>After</u>	<u>Adjustments</u>	<u>Before</u>	<u>Rate Year 2</u>	<u>After</u>
			<u>Rate Change</u>	<u>Rate Change</u>	<u>Rate Change</u>		<u>Rate Change</u>	<u>Rate Change</u>	<u>Rate Change</u>
1 Long Term Debt	21,393	2,745	24,138	-	24,138	2,046	26,184	-	26,184
2 Short Term Debt	131.69	197	329	-	329	27	356	-	356
3 Amortization of Loss on Reacquired Debt	40	-	40	-	40	-	40	-	40
Other Interest Expense									
4 Maine Renewable Resource Payment	0	-	0	-	0	-	0	-	0
5 Other Interest Expense	76	-	76	-	76	-	76	-	76
6 Vegetation Management	56	-	56	-	56	-	56	-	56
7 Tax Services	269	-	269	-	269	-	269	-	269
8 Property Taxes	-	-	-	-	-	-	-	-	-
9 Edison Drive Interest	347	-	347	-	347	-	347	-	347
10 Deferred Salary	89	-	89	-	89	-	89	-	89
11 Environmental	53	-	53	-	53	-	53	-	53
12 Retainage	2	-	2	-	2	-	2	-	2
13 RDM	12	(12)	-	-	-	-	-	-	-
14 Storm	37	(37)	-	-	-	-	-	-	-
15 Total Interest Expense	22,505	2,893	25,398	-	25,398	2,073	27,471	-	27,471
16 Preferred Dividends	12	3	15	-	15	1	16	-	16

**Central Maine Power Company
Distribution Revenue Requirement
Forecasted Rate Years Ending July 31, 2024 and July 31, 2025
Interest Expense
(\$ 000)**

	A	B	C	D	E	F	G	H	I
	Historic Test Year	Rate Year 1 Adjustments	Rate Year 1 Before Rate Change	Rate Year 1 Rate Change	Rate Year 1 After Rate Change	Rate Year 2 Adjustments	Rate Year 2 Before Rate Change	Rate Year 2 Rate Change	Rate Year 2 After Rate Change
<u>Calculation of Long Term Debt, Short Term Debt and Preferred Dividends</u>									
17	Rate Base	1,012,988	1,201,332		1,201,332		1,287,166		1,287,166
18	LTD % of Capitalization	49.46%	48.88%		48.88%		48.87%		48.87%
19	LTD Component of Rate Base	501,024	587,260		587,260		629,087		629,087
20	LTD Interest Rate	4.27%	4.11%		4.11%		4.16%		4.16%
21	LTD Expense	21,394	24,138		24,138		26,184		26,184
22	STD % of Capitalization	0.52%	1.09%		1.09%		1.11%		1.11%
23	STD Component of Rate Base	5,268	13,150		13,150		14,228		14,228
24	STD Interest Rate	2.50%	2.50%		2.50%		2.50%		2.50%
25	STD Expense	132	329		329		356		356
26	Preferred % of Capitalization	0.02%	0.02%		0.02%		0.02%		0.02%
27	Preferred Component of Rate Base	203	255		255		268		268
28	Preferred Dividend Rate	6.00%	6.00%		6.00%		6.00%		6.00%
29	Preferred Dividends	12	15		15		16		16

Central Maine Power Company
Distribution Revenue Requirement
Forecasted Rate Years Ending July 31, 2024 and July 31, 2025
Income Taxes
(\$ 000)

	A	B	C	D	E	F	G	H	I
	Historic Test Year	Rate Year 1 Adjustments	Rate Year 1 Before Rate Change	Rate Year 1 Rate Change	Rate Year 1 After Rate Change	Rate Year 2 Adjustments	Rate Year 2 Before Rate Change	Rate Year 2 Rate Change	Rate Year 2 After Rate Change
1 Operating Revenues	323,427	8,142	334,340	31,471	365,811	1,602	367,413	26,385	393,798
2 less Operating Expenses	(261,818)	(21,002)	(282,820)	(359)	(283,178)	(20,034)	(303,213)	(301)	(303,514)
3 less Interest Expense	(22,505)	(2,893)	(25,398)	-	(25,398)	(2,073)	(27,471)	-	(27,471)
4 Income Before Taxes	39,105	(15,753)	26,122	31,113	57,235	(20,506)	36,729	26,084	62,813
5 Federal Statutory Tax Rate	21%	21%	21%	21%	21%	21%	21%	21%	21%
6 State Statutory Tax Rate	9%	9%	9%	9%	9%	9%	9%	9%	9%
7 Federal Benefit of State Tax Deduction	(2%)	(2%)	(2%)	(2%)	(2%)	(2%)	(2%)	(2%)	(2%)
8 Total Statutory Rate	28%	28%	28%	28%	28%	28%	28%	28%	28%
9 Federal Taxes at Statutory Rate	8,212	(3,308)	5,486	6,534	12,019	(4,306)	7,713	5,478	13,191
10 State Taxes at Statutory Rate	3,492	(1,407)	2,333	2,778	5,111	(1,831)	3,280	2,329	5,609
11 Federal Benefit of State Tax Deduction	(733)	295	(490)	(583)	(1,073)	385	(689)	(489)	(1,178)
12 Total Taxes at Statutory Rate	10,971	(4,420)	7,328	8,729	16,057	(5,753)	10,304	7,318	17,622
Tax Adjustments									
13 Tax Basis Repairs/Unit of Property	(3,738)	(14,262)	(18,000)	-	(18,000)	-	(18,000)	-	(18,000)
14 Total Deferred-Property	(3,738)	(14,262)	(18,000)	-	(18,000)	-	(18,000)	-	(18,000)
Flow-Throughs									
15 Repairs Reversal	-	1,900	1,900	-	1,900	-	1,900	-	1,900
16 Other	-	1,100	1,100	-	1,100	-	1,100	-	1,100
17 Total Flow-Throughs	-	3,000	3,000	-	3,000	-	3,000	-	3,000
18 Total Tax Adjustments	(3,738)	(11,262)	(15,000)	-	(15,000)	-	(15,000)	-	(15,000)
19 Income Taxes with Flow Through Adjustments	7,233	(15,682)	(7,672)	8,729	1,057	(5,753)	(4,696)	7,318	2,622

Central Maine Power Company
Distribution Revenue Requirement
Forecasted Rate Years Ending July 31, 2024 and July 31, 2025
Rate Base
(\$ 000)

	A	B	C	D	E	F	G	H	I
	Historic Test Year	Rate Year 1 Adjustments	Rate Year 1 Before Rate Change	Rate Year 1 Rate Change	Rate Year 1 After Rate Change	Rate Year 2 Adjustments	Rate Year 2 Before Rate Change	Rate Year 2 Rate Change	Rate Year 2 After Rate Change
1 Plant in Service	1,989,353	370,919	2,360,272		2,360,272	149,800	2,510,073		2,510,073
2 Accumulated Depreciation Reserve	659,652	110,481	770,133		770,133	47,061	817,195		817,195
3 Net Operating Property	1,329,701	260,438	1,590,139		1,590,139	102,739	1,692,878		1,692,878
4 Accumulated Deferred Income Taxes	(280,115)	(38,427)	(318,543)		(318,543)	(14,821)	(333,364)		(333,364)
5 Other Rate Base	(55,771)	(26,511)	(82,282)		(82,282)	(1,855)	(84,137)		(84,137)
6 Working Capital	19,174		12,017		12,017		11,788		11,788
7 Total Rate Base	1,012,988		1,201,332		1,201,332		1,287,166		1,287,166
8 Common Equity Ratio	50.00%		50.00%		50.00%		50.00%		50.00%
9 Rate Base Attributed to Common Equity	506,494		600,666		600,666		643,583		643,583

Attachment 2
Schedule I
Page 10 of 14

Central Maine Power Company
Distribution Revenue Requirement
Forecasted Rate Years Ending July 31, 2024 and July 31, 2025
Accumulated Deferred Income Taxes
(\$ 000)

	A	B	C	D	E	F	G	H	I
	Historic	Rate Year 1	Rate Year 1	Rate Year 1	Rate Year 1	Rate Year 2	Rate Year 2	Rate Year 2	Rate Year 2
	Test Year	Adjustments	Before	Rate Change	After	Adjustments	Before	Rate Change	After
			Rate Change		Rate Change		Rate Change		Rate Change
<u>Beginning Balances</u>									
1	Plant Depreciation		(306,185)		(306,185)	(12,093)	(318,278)		(318,278)
2	AMI		(6,456)		(6,456)	526	(5,930)		(5,930)
3	Pension		24,682		24,682	(8,301)	16,381		16,381
4	OPEB		27,128		27,128	(42,060)	(14,933)		(14,933)
5	Other Wage/Benefit		1,881		1,881	215	2,097		2,097
6	Injuries & Damages		1,070		1,070	(896)	174		174
7	NOL		-		-	-	-		-
8	Uncollectibles		5,313		5,313	(97)	5,216		5,216
9	Other		(9,930)		(9,930)	51,648	41,718		41,718
10	Pension (Lump Sum RA)		-		-	-	-		-
11	Power Tax		-		-	-	-		-
12	Excess DIT-Protected		26,538		26,538	211	26,749		26,749
13	Excess DIT-Unprotected (Net)		-		-	-	-		-
14	ADIT assoc w/ EDIT Liability-Protected		(126,632)		(126,632)	13,724	(112,908)		(112,908)
15	ADIT assoc w/ EDIT Asset-UnProtected		47,866		47,866	(4,003)	43,863		43,863
16	ADIT assoc w/ EDIT Liability-UnProtected	-	(1,785)		(1,785)	(2,939)	(4,723)		(4,723)
17	Total	-	(316,511)		(316,511)	(4,063)	(320,574)		(320,574)
<u>Annual Activity</u>									
18	Plant Depreciation		(12,093)		(12,093)	(26,376)	(38,468)		(38,468)
19	AMI		526		526	-	526		526
20	Pension		(8,301)		(8,301)	-	(8,301)		(8,301)
21	OPEB		(42,060)		(42,060)	-	(42,060)		(42,060)
22	Other Wage/Benefit		215		215	-	215		215
23	Injuries & Damages		(896)		(896)	-	(896)		(896)
24	NOL		-		-	-	-		-
25	Uncollectibles		(97)		(97)	-	(97)		(97)
26	Other		51,648		51,648	-	51,648		51,648
27	Pension (Lump Sum RA)		-		-	-	-		-
28	Power Tax		-		-	-	-		-
29	Excess DIT-Protected		211		211	6,862	7,073		7,073
30	Excess DIT-Unprotected (Net)		-		-	-	-		-
31	ADIT assoc w/ EDIT Liability-Protected		13,724		13,724	(2,002)	11,722		11,722
32	ADIT assoc w/ EDIT Asset-UnProtected		(4,003)		(4,003)	-	(4,003)		(4,003)
33	ADIT assoc w/ EDIT Liability-UnProtected		(2,939)		(2,939)	-	(2,939)		(2,939)
34	Total	-	(4,063)		(4,063)	(21,516)	(25,579)		(25,579)

Attachment 2
Schedule I
Page 10 of 14

Central Maine Power Company
Distribution Revenue Requirement
Forecasted Rate Years Ending July 31, 2024 and July 31, 2025
Accumulated Deferred Income Taxes
(\$ 000)

	A	B	C	D	E	F	G	H	I
	Historic Test Year	Rate Year 1 Adjustments	Rate Year 1 Before Rate Change	Rate Year 1 Rate Change	Rate Year 1 After Rate Change	Rate Year 2 Adjustments	Rate Year 2 Before Rate Change	Rate Year 2 Rate Change	Rate Year 2 After Rate Change
Ending Balances									
35	Plant Depreciation	-	(318,278)		(318,278)	(38,468)	(356,746)		(356,746)
36	AMI	-	(5,930)		(5,930)	526	(5,404)		(5,404)
37	Pension	-	16,381		16,381	(8,301)	8,081		8,081
38	OPEB	-	(14,933)		(14,933)	(42,060)	(56,993)		(56,993)
39	Other Wage/Benefit	-	2,097		2,097	215	2,312		2,312
40	Injuries & Damages	-	174		174	(896)	(722)		(722)
41	NOL	-	-		-	-	-		-
42	Uncollectibles	-	5,216		5,216	(97)	5,119		5,119
43	Other	-	41,718		41,718	51,648	93,366		93,366
44	Pension (Lump Sum RA)	-	-		-	-	-		-
45	Power Tax	-	-		-	-	-		-
46	Excess DIT-Protected	-	26,749		26,749	7,073	33,823		33,823
47	Excess DIT-Unprotected (Net)	-	-		-	-	-		-
48	ADIT assoc w/ EDIT Liability-Protected	-	(112,908)		(112,908)	11,722	(101,185)		(101,185)
49	ADIT assoc w/ EDIT Asset-UnProtected	-	43,863		43,863	(4,003)	39,860		39,860
50	ADIT assoc w/ EDIT Liability-UnProtected	-	(4,723)		(4,723)	(2,939)	(7,662)		(7,662)
51	Total	-	(320,574)		(320,574)	(25,579)	(346,153)		(346,153)
Average Balances									
52	Plant Depreciation	(272,967)	(39,265)	(312,232)	(312,232)	(25,280)	(337,512)		(337,512)
53	AMI	(6,193)	-	(6,193)	(6,193)	526	(5,667)		(5,667)
54	Pension	20,532	-	20,532	20,532	(8,301)	12,231		12,231
55	OPEB	6,097	-	6,097	6,097	(42,060)	(35,963)		(35,963)
56	Other Wage/Benefit	1,989	-	1,989	1,989	215	2,204		2,204
57	Injuries & Damages	622	-	622	622	(896)	(274)		(274)
58	NOL	-	-	-	-	-	-		-
59	Uncollectibles	5,264	-	5,264	5,264	(97)	5,167		5,167
60	Other	15,894	-	15,894	15,894	51,648	67,542		67,542
61	Pension (Lump Sum RA)	-	-	-	-	-	-		-
62	Power Tax	-	-	-	-	-	-		-
63	Excess DIT-Protected	26,644	-	26,644	26,644	3,642	30,286		30,286
64	Excess DIT-Unprotected (Net)	-	-	-	-	-	-		-
65	ADIT assoc w/ EDIT Liability-Protected	(120,608)	838	(119,770)	(119,770)	12,723	(107,047)		(107,047)
66	ADIT assoc w/ EDIT Asset-UnProtected	45,864	-	45,864	45,864	(4,003)	41,861		41,861
67	ADIT assoc w/ EDIT Liability-UnProtected	(3,254)	-	(3,254)	(3,254)	(2,939)	(6,193)		(6,193)
68	Total	(280,115)	(38,427)	(318,543)	(318,543)	(14,821)	(333,364)		(333,364)

Central Maine Power Company
Distribution Revenue Requirement
Forecasted Rate Years Ending July 31, 2024 and July 31, 2025
Other Rate Base
(\$ 000)

	A	B	C	D	E	F	G	H	I
	Historic Test Year	Rate Year 1 Adjustments	Rate Year 1 Before Rate Change	Rate Year 1 Rate Change	Rate Year 1 After Rate Change	Rate Year 2 Adjustments	Rate Year 2 Before Rate Change	Rate Year 2 Rate Change	Rate Year 2 After Rate Change
Beginning Balance									
1	AMI Regulatory Assets	23,012	18,239		18,239	(1,855)	16,384		16,384
2	Pension	38,673	51,922		51,922	-	51,922		51,922
3	OPEB	(33,737)	(37,000)		(37,000)	-	(37,000)		(37,000)
4	Uncollectables	(11,512)	(8,622)		(8,622)	-	(8,622)		(8,622)
5	Materials & Supplies	9,457	15,462		15,462	-	15,462		15,462
6	Customer Deposits	(12,091)	(21,244)		(21,244)	-	(21,244)		(21,244)
7	Injuries & Damages	(4,317)	(671)		(671)	-	(671)		(671)
8	Loss on Reacquired Debt	151	73		73	-	73		73
9	Refundable CIAC	(35,641)	(60,783)		(60,783)	-	(60,783)		(60,783)
10	GO Office Liability	(73)	-		-	-	-		-
11	SFAS 143 Cost of Removal	(43,232)	(38,730)		(38,730)	-	(38,730)		(38,730)
12	Pension (Lump Sum RA)	-	-		-	-	-		-
13	PowerTax	-	-		-	-	-		-
14	Total Beginning Balance	(69,310)	(81,354)		(81,354)	(1,855)	(83,209)		(83,209)
Annual Activity									
15	AMI Regulatory Assets	(1,855)	(1,855)		(1,855)	-	(1,855)		(1,855)
16	Pension	7,865	-		-	-	-		-
17	OPEB	(3,994)	-		-	-	-		-
18	Uncollectables	1,156	-		-	-	-		-
19	Materials & Supplies	4,297	-		-	-	-		-
20	Customer Deposits	(7,009)	-		-	-	-		-
21	Injuries & Damages	2,579	-		-	-	-		-
22	Loss on Reacquired Debt	(40)	-		-	-	-		-
23	Refundable CIAC	(3,050)	-		-	-	-		-
24	GO Office Liability	59	-		-	-	-		-
25	SFAS 143 Cost of Removal	2,251	-		-	-	-		-
26	Pension (Lump Sum RA)	-	-		-	-	-		-
27	PowerTax	-	-		-	-	-		-
28	Total Annual Activity	2,258	(1,855)		(1,855)	-	(1,855)		(1,855)
Ending Balance									
29	AMI Regulatory Assets	21,157	16,384		16,384	(1,855)	14,529		14,529
30	Pension	46,537	51,922		51,922	-	51,922		51,922
31	OPEB	(37,731)	(37,000)		(37,000)	-	(37,000)		(37,000)
32	Uncollectables	(10,356)	(8,622)		(8,622)	-	(8,622)		(8,622)
33	Materials & Supplies	13,755	15,462		15,462	-	15,462		15,462
34	Customer Deposits	(19,100)	(21,244)		(21,244)	-	(21,244)		(21,244)
35	Injuries & Damages	(1,738)	(671)		(671)	-	(671)		(671)
36	Loss on Reacquired Debt	111	73		73	-	73		73

Central Maine Power Company
Distribution Revenue Requirement
Forecasted Rate Years Ending July 31, 2024 and July 31, 2025
Other Rate Base
(\$ 000)

	A	B	C	D	E	F	G	H	I
	Historic Test Year	Rate Year 1 Adjustments	Rate Year 1 Before Rate Change	Rate Year 1 Rate Change	Rate Year 1 After Rate Change	Rate Year 2 Adjustments	Rate Year 2 Before Rate Change	Rate Year 2 Rate Change	Rate Year 2 After Rate Change
37 Refundable CIAC	(38,691)		(60,783)		(60,783)	-	(60,783)		(60,783)
38 GO Office Liability	(15)		-		-	-	-		-
39 SFAS 143 Cost of Removal	(40,981)		(38,730)		(38,730)	-	(38,730)		(38,730)
40 Pension (Lump Sum RA)	-		-		-	-	-		-
41 PowerTax	-		-		-	-	-		-
42 Total Ending Balance	(67,052)		(83,209)		(83,209)	(1,855)	(85,064)		(85,064)
Average Balance									
43 AMI Regulatory Assets	22,080	(4,769)	17,312		17,312	(1,855)	15,457		15,457
44 Pension	49,273	2,649	51,922		51,922	-	51,922		51,922
45 OPEB	(28,619)	(8,381)	(37,000)		(37,000)	-	(37,000)		(37,000)
46 Uncollectables	(12,291)	3,669	(8,622)		(8,622)	-	(8,622)		(8,622)
47 Materials & Supplies	11,809	3,653	15,462		15,462	-	15,462		15,462
48 Customer Deposits	(13,116)	(8,127)	(21,244)		(21,244)	-	(21,244)		(21,244)
49 Injuries & Damages	(2,991)	2,320	(671)		(671)	-	(671)		(671)
50 Loss on Reacquired Debt	131	(57)	73		73	-	73		73
51 Refundable CIAC	(39,895)	(20,888)	(60,783)		(60,783)	-	(60,783)		(60,783)
52 GO Office Liability	(44)	44	-		-	-	-		-
53 SFAS 143 Cost of Removal	(42,106)	3,376	(38,730)		(38,730)	-	(38,730)		(38,730)
54 Pension (Lump Sum RA)	-	-	-		-	-	-		-
55 PowerTax	-	-	-		-	-	-		-
56 Total Average Balance	(55,771)	(26,511)	(82,282)		(82,282)	(1,855)	(84,137)		(84,137)

Central Maine Power Company
Distribution Revenue Requirement
Forecasted Rate Years Ending July 31, 2024 and July 31, 2025
Working Capital
(\$ 000)

			A	B	C	D	E
			Historic Test Year	Rate Year 1 Before Rate Change	Rate Year 1 After Rate Change	Rate Year 2 Before Rate Change	Rate Year 2 After Rate Change
1	Operations and Maintenance Expense		179,641	184,343		198,365	
2	Purchased Power (F5550-F5570)		32,795	32,795		32,795	
3	Entitlement Revenue (F4480)		(11,296)	(11,296)		(11,296)	
4	Net Purchase Power		21,499	21,499		21,499	
5	Standard Offer		304,978	304,978		304,978	
6	State/Municipal Taxes		28,414	33,645		35,757	
7	State Income Tax		(3,492)	(2,333)		(3,280)	
8	Federal Income Tax		(3,741)	10,004		7,976	
9	Total Income Tax		(7,233)	7,672		4,696	
10	Long Term Debt Interest Expense		21,393	24,138		26,184	
11	Short Term Debt Interest Expense		132	329		356	
	<u>Lead/Lag Factors</u>	<u>HTY</u>					
12	Revenue Lag	54.03					
13	Operations and Maintenance	51.32	2.71	\$ 12,073	\$ 1,370	\$ 1,370	\$ 1,475
14	Purchased Power, net of entitlement revenue	44.96	9.07	821	534	534	534
15	Standard Offer	43.65	10.38	3,586	8,675	8,675	8,675
16	State/Municipal Taxes	16.86	37.17	4,406	3,426	3,426	3,642
17	State Income Tax	37.88	16.16	(6)	(103)	(103)	(145)
18	Federal Income Tax	37.98	16.05	6	440	440	351
19	Long Term Debt Interest Expense	91.25	(37.22)	(1,678)	(2,461)	(2,461)	(2,670)
20	Short Term Debt Interest Expense	15.21	38.82	(33)	35	35	38
21	Total Working Capital			\$ 19,174	\$ 11,916	\$ 11,916	\$ 11,899

Central Maine Power Company
Distribution Revenue Requirement
Forecasted Rate Years Ending July 31, 2024 and July 31, 2025
Working Capital
(\$ 000)

	A	B	D	E	F	G	
	Capitalization			Weighted	Tax	Pre-Tax	
	Balance	Ratio	% Cost	Cost	Gross-Up at	Cost	
					28.0547%		
Rate Year 1							
1	Common Equity	\$ 1,344,883	50.00%	9.35%	4.68%	1.82%	6.50%
2	Preferred Stock	571	0.02%	6.00%	0.00%	0.00%	0.00%
3	Long Term Debt	1,314,868	48.88%	4.11%	2.01%	0.00%	2.01%
4	Short Term Debt	29,444	1.09%	2.50%	0.03%	0.00%	0.03%
5	Total	\$ 2,689,766	100.00%		6.71%	1.82%	8.54%
Rate Year 2							
8	Common Equity	\$ 1,365,816	50.00%	9.35%	4.68%	1.82%	6.50%
9	Preferred Stock	571	0.02%	6.00%	0.00%	0.00%	0.00%
10	Long Term Debt	1,334,928	48.87%	4.16%	2.03%	0.00%	2.03%
11	Short Term Debt	30,316	1.11%	2.50%	0.03%	0.00%	0.03%
12	Total	\$ 2,731,632	100.00%		6.74%	1.82%	8.56%

**Central Maine Power Company
Distribution Revenue Requirement
Forecasted Rate Years Ending July 31, 2024 and July 31, 2025
Levelized Revenue Requirement
(\$ 000)**

Description	Rate Year 1		Rate Year 2		Period 5 [5]
	Period 1 [1]	Period 2 [2]	Period 3 [3]	Period 4 [4]	
1 Beginning Base Distribution Revenues	294,805	311,555	332,598	349,348	366,098
2 Levelized Rate Increases	16,750	16,750	16,750	16,750	(9,331)
3 Target Revenues, per Settlement	311,555	328,305	349,348	366,098	356,767

Notes

All values represent annualized revenue requirement values

[1] July 1, 2023 to December 31, 2023

[2] January 1, 2024 to June 30, 2024

[3] July 1, 2024 to December 31, 2024

[4] January 1, 2025 to July 31, 2025

[5] Annualized base distribution revenue requirement after the conclusion of the rate plan term, absent any RDM customer growth calculations.

Central Maine Power Company
Distribution Revenue Requirement
Forecasted Rate Years Ending July 31, 2024 and July 31, 2025
Vegetation Management Costs
(\$ 000)

		Rate Year 1 2023-2024	Rate Year 2 2024-2025
1	Distribution Vegetation Management with 6-Year Cycle	\$ 24,563	\$ 29,392
2	Enhanced	2,120	2,183
3	Hot Spot	1,127	1,161
4	Maintenance T&M	759	782
5	Ground-to-Sky Trimming	3,477	3,581
6	Risk Tree (Increased Hazard Tree Funding)	1,732	1,784
7	Total Vegetation Management	<u>\$ 33,778</u>	<u>\$ 38,883</u>
8	Subtotal - "Ancillary Trim" Reconciliation Targets [1]	\$ 4,006	\$ 4,126

Notes

[1] Reflects sum of lines 2 through 4

Central Maine Power Company
Distribution Revenue Requirement
Forecasted Rate Years Ending July 31, 2024 and July 31, 2025
Rate Case Expense Calculation
(\$ 000)

Chapter 850 Revenue Requirement Regulatory Proceeding Expenses Formula:
 $RR-RPE = (ARPE - RCE) \div 5 + NRCE$

Where:

RR-RPE = Revenue Requirement Regulatory Proceeding Expenses
ARPE = Annual Regulatory Proceeding Expenses for the previous 5 years
RCE = Rate Case Expenses for the previous 5 years
NRCE = Normalized Rate Case Expenses

CMP's Calculation of the Chapter 850 rule:

ARPE [1]	2,446
RCE [2]	2,446
NRCE [3]	465
Inflation [4]	8.57%
RCE Normalization Period (years)	10
RR-RPE	<u>\$ 504</u>

Notes

[1] CMP does not track expenses specifically associated with regulatory proceedings outside of a rate case proceeding.

[2] Prior to the current proceeding, the Company's base distribution rates were adjusted once in the previous five years, in Docket 2018-00194. As reflected on page 71 of the Commission's February 19, 2020, Order in Docket 2018-00194, the Company incurred \$2,446,212 in RCE in connection with that proceeding.

[3] Rate Case Expense filed in this proceeding (\$2,199,00) and Docket 2018-00194, normalized over 10 years.

[4] Rate Year 1 inflation rate according to CMP's September 9th, 2022 updated rate case filing.

Central Maine Power Company
Summary of Book Depreciation Accrual Rates

	ACCOUNT	SURVIVOR CURVE	NET SALVAGE PERCENTAGE	ACCRUAL RATE	
ELECTRIC PLANT					
DISTRIBUTION PLANT					
1	361.00	STRUCTURES AND IMPROVEMENTS	70-R2	(10)	1.61
2	362.00	STATION EQUIPMENT	48-R0.5	(10)	2.23
3	364.00	POLES, TOWERS AND FIXTURES	55-R1.5	(40)	2.65
4	365.00	OVERHEAD CONDUCTORS AND DEVICES	63-R1	(20)	2.15
5	366.00	UNDERGROUND CONDUIT	75-R1.5	(5)	0.65
6	367.00	UNDERGROUND CONDUCTORS AND DEVICES	57-R2.5	(40)	2.99
7	368.00	LINE TRANSFORMERS	50-R1.5	(25)	2.19
8	369.00	SERVICES	50-R1.5	(45)	3.23
9	370.00	METERS	18-L0.5	(5)	6.30
10	370.10	METERS - AMI	19-S3	(5)	5.97
11	371.00	INSTALLATIONS ON CUSTOMERS' PREMISES - EV	10-S3	0	10.31
12	373.00	STREET LIGHTING AND SIGNAL SYSTEMS	26-L0	(20)	3.02
GENERAL PLANT					
13	390.00	STRUCTURES AND IMPROVEMENTS	50-S0.5	(10)	1.74
14	391.00	FURNITURE AND EQUIPMENT	20-SQ	0	0.41
15	391.10	COMPUTER EQUIPMENT AND SOFTWARE	10-SQ	0	8.86
16	391.20	BILLING SYSTEM HARDWARE	15-SQ	0	5.79
17	393.00	STORES EQUIPMENT	30-SQ	0	1.43
18	394.00	TOOLS, SHOP AND GARAGE EQUIPMENT	25-SQ	0	4.32
19	395.00	LABORATORY EQUIPMENT	25-SQ	0	0.41
20	397.00	COMMUNICATION EQUIPMENT	25-SQ	0	3.62
21	397.10	COMMUNICATION EQUIPMENT - AMI	20-SQ	0	5.00
22	398.00	MISCELLANEOUS EQUIPMENT	15-SQ	0	6.88
ACCOUNTS INDIVIDUALLY DEPRECIATED					
23	392.00	TRANSPORTATION EQUIPMENT -PASSENGER CARS	FULLY ACCRUED		-
24	392.00	TRANSPORTATION EQUIPMENT -PASSENGER CARS	4		25.00 *
25	392.20	TRANSPORTATION EQUIPMENT -TRUCKS	FULLY ACCRUED		-
26	392.20	TRANSPORTATION EQUIPMENT -TRUCKS	7		14.29 *
27	392.30	TRANSPORTATION EQUIPMENT -DIGGER/FREIGHT	FULLY ACCRUED		-
28	392.30	TRANSPORTATION EQUIPMENT -DIGGER/FREIGHT	10		10.00 *
29	392.40	TRANSPORTATION EQUIPMENT -TRAILERS/OFF ROAD	FULLY ACCRUED		-
30	392.40	TRANSPORTATION EQUIPMENT -TRAILERS/OFF ROAD	10		10.00 *

* ASSETS ARE INDIVIDUALLY DEPRECIATED CONSISTENT WITH THE LIFE CHARACTERISTIC

Central Maine Power Company
Distribution Revenue Requirement
Forecasted Rate Years Ending July 31, 2024 and July 31, 2025
Illustrative Tax Basis Repairs Deduction Reconciliation
(\$ 000)

Line No	Description	Calendar Years			
		2023	2024	2025	2026
1	Tax Basis Repairs Deduction Benefit: In Rates [1]	\$ 18,000	\$ 18,000	\$ 18,000	\$ 18,000
2	Statutory Tax Rate (Federal + State)	28.1%	28.1%	28.1%	28.1%
3	Grossed-up Benefit	\$ 64,171	\$ 64,171	\$ 64,171	\$ 64,171
4	CMP Distribution - Repairs Tax Deductions Per Tax Return [2]	\$ 62,500	\$ 67,500	\$ 72,500	N/A
5	Difference	\$ 1,671	\$ (3,329)	\$ (8,329)	N/A
6	Tax-Effectuated Benefit	\$ 651	\$ (1,298)	\$ (3,247)	N/A
7	Portion Applicable to Rate Year	41.67%	100%	100%	100%
8	Annual Deferred Amount (Before Carrying Costs) [3]	\$ 271	\$ (1,298)	\$ (3,247)	N/A
9	Annual Incremental Carrying Costs	6	-37	-249	-404
10	Cumulative End of Period Deferral, Including Carrying Costs [4]	\$ 277	\$ (1,058)	\$ (4,553)	\$ (4,958)

Notes

[1] While the example presented herein extends through 2026 for illustrative purposes, the Company's deferral will be for whatever period for which data is available (which may be longer or shorter than the four year period presented, depending upon the time at which the deferral calculation is performed).

[2] Intended to reflect values per CMP's tax return that will not be available until the fall of the following calendar year. The calculations presented herein reflect the assumption that CMP's tax return for 2025 is available, but CMP's 2026 tax return is not.

[3] Please see Page 2 for an illustration of the carrying cost computation.

[4] Carrying costs would continue to accrue on the balance up to the point at which they are returned or collected in rates.

Central Maine Power Company
Distribution Revenue Requirement
Forecasted Rate Years Ending July 31, 2024 and July 31, 2025
Illustrative Tax Basis Repairs Deduction Reconciliation
(\$ 000)

Line No	Month	Incremental Additions	Cumulative Balance	Rate Year 1		Carrying Costs	End of Period	
				Weighted Average Cost of Capital	Number of Days		Cumulative Balance	Cumulative Carrying Costs
1	Aug-23	\$ 54	54	8.54%	31	0	55	0
2	Sep-23	\$ 54	109	8.54%	30	1	110	1
3	Oct-23	\$ 54	164	8.54%	31	1	165	2
4	Nov-23	\$ 54	220	8.54%	30	2	221	4
5	Dec-23	\$ 54	275	8.54%	31	2	277	6
6	Jan-24	\$ (108)	169	8.54%	31	1	170	7
7	Feb-24	\$ (108)	62	8.54%	29	0	63	8
8	Mar-24	\$ (108)	-45	8.54%	31	0	-46	7
9	Apr-24	\$ (108)	-154	8.54%	30	-1	-155	6
10	May-24	\$ (108)	-263	8.54%	31	-2	-265	4
11	Jun-24	\$ (108)	-373	8.54%	30	-3	-376	2
12	Jul-24	\$ (108)	-484	8.54%	31	-4	-487	-2
13	Aug-24	\$ (108)	-596	8.54%	31	-4	-600	-6
14	Sep-24	\$ (108)	-708	8.54%	30	-5	-713	-11
15	Oct-24	\$ (108)	-821	8.54%	31	-6	-827	-17
16	Nov-24	\$ (108)	-935	8.54%	30	-7	-942	-24
17	Dec-24	\$ (108)	-1,050	8.54%	31	-8	-1,058	-31
18	Jan-25	\$ (271)	-1,328	8.54%	31	-10	-1,338	-41
19	Feb-25	\$ (271)	-1,608	8.54%	28	-11	-1,619	-52
20	Mar-25	\$ (271)	-1,890	8.54%	31	-14	-1,903	-65
21	Apr-25	\$ (271)	-2,174	8.54%	30	-15	-2,189	-80
22	May-25	\$ (271)	-2,460	8.54%	31	-18	-2,478	-98
23	Jun-25	\$ (271)	-2,748	8.54%	30	-19	-2,767	-118
24	Jul-25	\$ (271)	-3,038	8.54%	31	-22	-3,060	-140
25	Aug-25	\$ (271)	-3,331	8.54%	31	-24	-3,355	-164
26	Sep-25	\$ (271)	-3,625	8.54%	30	-25	-3,651	-189
27	Oct-25	\$ (271)	-3,921	8.54%	31	-28	-3,950	-218
28	Nov-25	\$ (271)	-4,220	8.54%	30	-30	-4,250	-247
29	Dec-25	\$ (271)	-4,521	8.54%	31	-33	-4,553	-280
30	Jan-26		-4,553	8.54%	31	-33	-4,586	-313
31	Feb-26		-4,586	8.54%	28	-30	-4,617	-343
32	Mar-26		-4,617	8.54%	31	-33	-4,650	-377
33	Apr-26		-4,650	8.54%	30	-33	-4,683	-409
34	May-26		-4,683	8.54%	31	-34	-4,717	-443
35	Jun-26		-4,717	8.54%	30	-33	-4,750	-476
36	Jul-26		-4,750	8.54%	31	-34	-4,784	-511
37	Aug-26		-4,784	8.54%	31	-35	-4,819	-546
38	Sep-26		-4,819	8.54%	30	-34	-4,853	-579
39	Oct-26		-4,853	8.54%	31	-35	-4,888	-615
40	Nov-26		-4,888	8.54%	30	-34	-4,922	-649
41	Dec-26		-4,922	8.54%	31	-36	-4,958	-685

Central Maine Power Company
Distribution Related Deferrals

Pursuant to the terms of this Stipulation, CMP is authorized to establish the following distribution related deferrals:

1. Downward Only Plant Addition Reconciliation
2. Symmetrical Hyper Inflation Reconciliation
3. Tax Basis Repairs Deduction Reconciliation
4. SQI Revenue Adjustment Mechanism
5. Earnings Sharing Mechanism
6. Rate Levelization Deferral

In addition, CMP will continue deferral accounting for the following distribution related items in accordance with the terms of the authorizations noted along with such items:

7. OPA Special Assessment for Non-Wires Alternatives Coordinator (Docket No. 2018-194)
8. Protected and unprotected excess accumulated deferred income taxes associated with the Tax Cut and Jobs Act of 2017 (“Tax Act”) (Docket No. 2018-194)
9. Ancillary trim costs for enhanced, incidental, and hot spot programs (Docket No. 2018-194)
10. Arrears Forgiveness Program (Docket No. 2015-015)
11. Storm Cost Recovery Mechanism (Docket No. 2013-168 & 2018-194) – modifications set forth in 2022-152 Stipulation
12. Power-Tax regulatory asset and Private Letter Ruling Costs (Docket No. 2016-035)
13. Revenue Decoupling Mechanism (Docket No. 2013-168 & 2018-194)
14. Environmental Remediation (Docket No. 2007-215) – reserve accounting will remain in place.
15. O’Connor superfund site (Docket No. 91-216)
16. Electric Thermal Storage Pilot costs (Docket No. 2012-325)

17. Standard Offer Retainage (Docket No. 2010-327)
18. AMI Opt-out program (Docket Nos. 2010-345, 2010-389, 2010-398, 2010-400, and 2011-085)
19. Efficiency Maine Trust (“EMT”) Assessment, Conservation Program, Demand Side Management (DSM) costs (Docket No. 2002-161)
20. Low Income program, Electric Lifeline Program (ELP) costs (Docket No. 92-435)
21. Arrears Management Program incremental costs (Chapter 317, Section 5)
22. Transmission Planning and costs allocation (Pursuant to Paragraph V(E)(4) of the MPRP Stipulation approved by Commission Order dated June 10, 2010 in Docket No. 2008-255)
23. GAAP Financial Accounting Standards including:
 - a. FAS 158 Pension & OPEB (ASC 718)
 - b. FAS 109 Taxes (ASC 740)
 - c. FAS 143 Asset Retirement Obligations (ASC 410)

Nothing in this Attachment 3 limits CMP’s authorization regarding deferral accounting for stranded cost and transmission related items and limits CMP’s rights under 35-A M.R.S. §§ 501, 502(1), 1322 and other applicable law to seek an accounting order.

Note: Deferrals may be recorded in expense or revenue as appropriate in conformance with accounting requirements.

**Central Maine Power Company
Distribution Revenue Requirement
Forecasted Rate Years Ending July 31, 2024 and July 31, 2025
Illustrative SQI Revenue Adjustment Mechanism
(\$ 000)**

Purpose: To illustrate the calculation of CMP's Modified SQI Revenue Adjustment Mechanism on CMP's Revenues based on proposed 2023 targets and actual 2021 SQI results

	A	B	C	D	E	F	G	H
	SQI Description	2023 Target Metric	2021 Result	Achieved Percent	Base Points	Neg Rev Adj	Pos Rev Adj	Points Achieved
	<i>Reliability Metrics</i>							
1	CAIDI	2.09	1.81	113.40%	30.00	-	10.05	40.05
2	SAIFI	1.89	2.02	93.12%	30.00	(20.63)	-	9.37
3	Division SAIFI	0.31	0.30	101.94%	25.00	-	1.21	26.21
					85.00	(20.63)	11.26	75.62
	<i>Customer Service Metrics</i>							
4	Calls Abandoned	7.00%	1.70%	175.71%	5.00	-	5.00	10.00
5	Calls Answered	80.00%	88.00%	110.00%	5.00	-	1.25	6.25
6	Bill Accuracy	99.60%	99.60%	100.00%	5.00	-	-	5.00
					15.00	-	6.25	15.00
7	Total Points Achieved							90.62
8	Points Below Target							9.38
9	Downward Revenue Adjustment (Points Below Target / 100 x \$8,800,000)							\$ (825,211)

Notes:

- 1) Positive points reflects performance better than the metric (with 1% exceedance equal to 2.5% of Base Points)
- 2) Negative Points reflect performance worse than the metric (with 1% miss equal to 10% of Base Points)
- 3) Downward revenue adjustment equals Points Below Target/100 multiplied by \$8.8 million
- 4) Actual results for Calls Abandoned allocated based on approximate historical breakdown

CMP's Annual and Quarterly Reporting and Customer Report Card

	Annual Reliability Report	Quarterly Chapter 320 Service Quality Indicator Report	Capital, Electric Operations, Vegetation Management, Customer Service, Rates & Tariff Performance Report	Annual Chapter 320 Customer Report Card
Scope	CMP will continue to provide the information requested under existing reporting requirements and with additional information highlighted in green	In accordance with Chapter 320, CMP will file a report with the Commission that provides the cumulative calculations and underlying information for the prior quarter(s) for that calendar year for each of the Service Quality Metrics listed in Sections 6, 7 and 8 of Chapter 320 and the Field Services Metric established in this docket.	CMP will file a report with the Commission that provides the information for the prior quarter(s) for that calendar year identified below:	In accordance with Chapter 320, CMP will annually send its residential customers by U.S. Postal Service mailing or by email and post to its website a Customer Report Card in substantial conformance with the template approved by the Commission in Docket No. 2022-00279.
Frequency and Schedule	Annually by April 30; submitted to the Commission in the Annual Compliance Filing docket	Quarterly no later than 30 days after the close of the calendar quarter	Quarterly no later than 30 days after the close of the calendar quarter	Annually on or before June 1
Service Quality Indicator Performance				
Reliability Related (CAIDI, SAIFI, SAIDI & Division SAIFI) (1)	X - Annual Results	X		X (excluding Division SAIFI) (In the event, CMP realizes a downward adjustment under the SQI Revenue Adjustment Mechanism for a given year, the Company will include a summary of this adjustment its Chapter 320 customer report card for that year.)
Reliability Performance History	X - Last 10 years			
Impacts by Cause (System Wide and by Service Center)	X			
Customer Service Related (Calls Answered, Calls Abandoned, Blocked Calls, Meters Read, Bill Accuracy, Customer Contact Satisfaction) (2)		X		X
Operations Related (Customer Service Guarantee Metric for Field Service Requests including Customer Guarantee Payments)	X	X		
Capital Investment Performance Results				
Actual vs. planned capital expenditures by major investment categories			X	
Actual vs. planned distribution automation devices installed			X	
Actual vs. planned DLI Pole Replacements (CMP & CCI poles reported separately)			X	
Broadband Program Pole Replacements			X	

Vegetation Management Performance				
Cycle miles trimmed relative to plan	X - Annual results by circuit		X	
Completed Cycle Trim by Circuit	X			
Number of Tree Crews (3)	X		X	
Non-Storm Tree Only Customers Impacted (3)	X			
Non-Storm Tree Only SAIFI	X			
Electric Operations Performance				
Distribution Line Inspection Performance (Miles inspected relative to plan)	X		X	
DLI Inspection Summary by Service Center	X			
DLI Pole Replacements by Service Center and by Priority	X			
Infrared Inspection Performance (miles inspected relative to plan)			X	
Storm Response (Forecasted Storms & Weather and Customer Impacts, Planned Event Level, Actual Storms & Weather and Customer Impacts, Pre-staged and Total Crews, Restoration Time, & EMA Requests)	X - Year end results		X	
Customer Service Performance				
Outage Alerts Enrollments and Saturation			X	
Energy Manager logins			X	
Usage Alerts Enrollment & Saturation			X	
Net Promoter Score results (4)			X	
Rates & Tariff Related Performance				
Rate A-TOU Enrollments			X	
Electric Technology Rate Enrollments			X	
Seasonal Heat Pump Rate Enrollments			X	
Enrollments for any new rates approved in this docket]			X	

Service Area Reliability Statistics				
Service Center CAIDI and SAIFI metrics (with penetration of automation devices noted)	X			
Circuit Performance				
Under Performing Circuits	X			
Mitigation Actions	X			
Circuit Performance by Month	X			
Power Quality				
Internal Response Data	X			
Customer Complaints Data	X			
Reclosing Activity	X			
Polyphase Projects	X			
Reliability Plans				
Vegetation Management and Line Inspection	X			
Docket No. 2019-00047 Stipulation Requirements				
Jackman Staffing Levels	X			
DLI Repairs	X			
Reliability Metrics	X			
Community Outreach	X			
Key Locations - Prior Year Number of Outages	X			
Rate Case Requirement - OAR-REB-9 - CMP 2019 Single Phase Pilot Infrared Program	X			

Notes:

- (1) Reliability Metrics presented with and with Major Event Days, Motor Vehicle Accidents (including Public Authority Requests) and Planned Outage Exclusion Criteria.
- (2) Customer Satisfaction Metric to be established after 2 years of data gathering using the methodology established in Docket No. 2022-00279
- (3) Starting with 2024 Annual Report
- (4) CMP will establish the goal for the Net Promoter Score after gathering 2 years of data gathering.

Central Maine Power Company
Distribution Revenue Requirement
Forecasted Rate Years Ending July 31, 2024 and July 31, 2025
Illustrative Earnings Sharing Mechanism Calculation
(\$ 000)

Line No	Description	Rate Year 1 Value
1	Revenues	\$ 365,811
2	O&M [1]	174,702
3	Depreciation	64,832
4	Property Taxes	33,645
5	Net Operating Income	92,633
6	Preferred Stock Dividends	15
7	Interest Expense (net of synchronization)	25,398
8	Pre-Tax Regulatory Net Income	67,219
9	Income Taxes (adjusted to effective tax rate)	1,057
10	Regulatory Net Income	66,162
11	Distribution Rate Base	1,201,332
12	Equity Ratio	50%
13	Rate Base supported by Equity	600,666
14	Return on Equity	11.01%
15	Allowed Return on Equity, inclusive of 100 basis point deadband (9.35% + 1.00%)	10.35%
16	Earnings in Excess of Deadband	0.66%
17	Earnings Sharing Percentage	50.00%
18	Amount to Return before income tax gross-up (Line 13 x Line 16 X Line 17)	1,996.67
19	Statutory Tax Rate	28.05%
20	Amount to Return	\$ 2,775

Notes

[1] O&M Expense reduced by \$10M against the rate year 1 plan to illustrate an example of over-earnings.

Central Maine Power Company
Docket No. 2022-152
Illustrative Example of Revenue Decoupling Mechanism Customer Growth Target Escalation

Begins July 2023 through June 2025

	Jan-24	Feb-24	Mar-24	Apr-24	May-24	Jun-24	Jul-24	Aug-24	Sep-24	Oct-24	Nov-24	Dec-24
<u>Targeted Units</u>												
Customers	500,000	500,000	500,000	500,000	500,000	500,000	500,000	500,000	500,000	500,000	500,000	500,000
kWh	330,000,000	330,000,000	330,000,000	330,000,000	330,000,000	330,000,000	330,000,000	330,000,000	330,000,000	330,000,000	330,000,000	330,000,000
<u>Distribution Rates 1/</u>												
Customer Charge	\$ 13.44	\$ 13.44	\$ 13.44	\$ 13.44	\$ 13.44	\$ 13.44	\$ 13.44	\$ 13.44	\$ 13.44	\$ 13.44	\$ 13.44	\$ 13.44
kWh	\$ 0.042877	\$ 0.042877	\$ 0.042877	\$ 0.042877	\$ 0.042877	\$ 0.042877	\$ 0.042877	\$ 0.042877	\$ 0.042877	\$ 0.042877	\$ 0.042877	\$ 0.042877
<u>Targeted Revenue</u>												
Customer Charge	\$ 6,720,000	\$ 6,720,000	\$ 6,720,000	\$ 6,720,000	\$ 6,720,000	\$ 6,720,000	\$ 6,720,000	\$ 6,720,000	\$ 6,720,000	\$ 6,720,000	\$ 6,720,000	\$ 6,720,000
kWh	14,149,410	14,149,410	14,149,410	14,149,410	14,149,410	14,149,410	14,149,410	14,149,410	14,149,410	14,149,410	14,149,410	14,149,410
Total Targeted Revenue	\$ 20,869,410	\$ 20,869,410	\$ 20,869,410	\$ 20,869,410	\$ 20,869,410	\$ 20,869,410	\$ 20,869,410	\$ 20,869,410	\$ 20,869,410	\$ 20,869,410	\$ 20,869,410	\$ 20,869,410

For the year 2025

	Jan-25	Feb-25	Mar-25	Apr-25	May-25	Jun-25	Jul-25	Aug-25	Sep-25	Oct-25	Nov-25	Dec-25
<u>Targeted Units</u>												
Customers	500,000	500,000	500,000	500,000	500,000	500,000	500,000	500,000	500,000	500,000	500,000	500,000
kWh	330,000,000	330,000,000	330,000,000	330,000,000	330,000,000	330,000,000	330,000,000	330,000,000	330,000,000	330,000,000	330,000,000	330,000,000
<u>Customer Count Growth</u>												
2024	510,000	510,000	510,000	510,000	510,000	510,000	510,000	510,000	510,000	510,000	510,000	510,000
2023	500,000	500,000	500,000	500,000	500,000	500,000	500,000	500,000	500,000	500,000	500,000	500,000
Year over Year Growth	10,000	10,000	10,000	10,000	10,000	10,000	10,000	10,000	10,000	10,000	10,000	10,000
% Growth	2.00%	2.00%	2.00%	2.00%	2.00%	2.00%	2.00%	2.00%	2.00%	2.00%	2.00%	2.00%
75% of Percentage	0.00%	0.00%	0.00%	0.00%	0.00%	0.00%	1.50%	1.50%	1.50%	1.50%	1.50%	1.50%
<u>Targeted Units Adjusted for 75% of Customer Growth</u>												
Customers	500,000	500,000	500,000	500,000	500,000	500,000	507,500	507,500	507,500	507,500	507,500	507,500
kWh	330,000,000	330,000,000	330,000,000	330,000,000	330,000,000	330,000,000	334,950,000	334,950,000	334,950,000	334,950,000	334,950,000	334,950,000
<u>Distribution Rates 1/</u>												
Customer Charge	\$ 13.44	\$ 13.44	\$ 13.44	\$ 13.44	\$ 13.44	\$ 13.44	\$ 13.44	\$ 13.44	\$ 13.44	\$ 13.44	\$ 13.44	\$ 13.44
kWh	\$ 0.042877	\$ 0.042877	\$ 0.042877	\$ 0.042877	\$ 0.042877	\$ 0.042877	\$ 0.042877	\$ 0.042877	\$ 0.042877	\$ 0.042877	\$ 0.042877	\$ 0.042877
<u>Targeted Revenue</u>												
Customer Charge	\$ 6,720,000	\$ 6,720,000	\$ 6,720,000	\$ 6,720,000	\$ 6,720,000	\$ 6,720,000	\$ 6,820,800	\$ 6,820,800	\$ 6,820,800	\$ 6,820,800	\$ 6,820,800	\$ 6,820,800
kWh	14,149,410	14,149,410	14,149,410	14,149,410	14,149,410	14,149,410	14,361,651	14,361,651	14,361,651	14,361,651	14,361,651	14,361,651
Total Targeted Revenue	\$ 20,869,410	\$ 20,869,410	\$ 20,869,410	\$ 20,869,410	\$ 20,869,410	\$ 20,869,410	\$ 21,182,451	\$ 21,182,451	\$ 21,182,451	\$ 21,182,451	\$ 21,182,451	\$ 21,182,451

1/ Distribution Rates are the rates in effect for the respective periods. These rates are subject to change on or around July 1 and January 1.

Central Maine Power Company
Distribution Revenue Requirement
Forecasted Rate Years Ending July 31, 2024 and July 31, 2025
Illustrative Plant Addition Reconciliation
(\$ 000)

	Rate Year 1 2023-2024	Rate Year 2 2024-2025
<u>Net Plant</u>		
Actual Average Plant Balance	\$ 2,350,000	\$ 2,515,000
Target Average Plant Balance	<u>\$ 2,360,272</u>	<u>\$ 2,510,073</u>
Average Accumulated Depreciation - Actual	\$ 765,000	\$ 810,000
Average Accumulated Depreciation - Target	<u>\$ 770,133</u>	<u>\$ 817,195</u>
Average Rate Base Impact - Actuals	\$ 1,585,000	\$ 1,705,000
Average Rate Base Impact - Target	\$ 1,590,139	\$ 1,692,878
Difference in Average Rate Base	\$ (5,139)	\$ 12,122
Maximum difference for Reconciliation	\$ -	\$ -
Difference (downward only)	\$ (5,139)	\$ -
Pre-Tax Cost of Capital	<u>8.54%</u>	<u>8.56%</u>
Return Component	\$ (439)	\$ -
<u>Depreciation Expense</u>		
Average Depreciation Rate	<u>2.84%</u>	<u>2.84%</u>
Actual	\$ 66,791	\$ 71,481
Target	<u>\$ 67,083</u>	<u>\$ 71,341</u>
Difference (downward only)	\$ (292)	\$ -
<u>Property Tax</u>		
Property Tax to Plant Ratio	<u>1.41%</u>	<u>1.41%</u>
Actual	\$ 33,138	\$ 35,465
Target	<u>\$ 33,283</u>	<u>\$ 35,395</u>
Difference (downward only)	\$ (145)	\$ -
<u>Revenue Requirement Impact</u>	<u>\$ (876)</u>	<u>\$ -</u>

Central Maine Power Company
Distribution Revenue Requirement
Forecasted Rate Years Ending July 31, 2024 and July 31, 2025
Illustrative Hyper Inflation Reconciliation
(\$ 000)

Line No	Description	Historic Test Year Value
1	Employee Related	766
2	Other Benefits	912
3	Outside Services [1]	18,318
4	Fleet	7,631
5	Intercompany	(2,503)
6	Rent/Lease	132
7	Pole Attachment	3,697
8	Materials	4,414
9	Regulatory Assessments	7,147
10	Advertising	1,002
11	Legal [1]	810
12	Overheads	(19,593)
13	Other O&M	11,985
	Subtotal	34,718
14	Pole Attachment Revenue [1]	12,969
15	Net Costs Subject to General Inflatior	21,749
	<u>Illustrative Downward Adjustment</u>	
16	Projected Inflation Rate - Test Year to Rate Year 1	12.51%
17	Illustrative Actual Inflation Rate - Test Year to Rate Year 1	8.00%
18	Inflation Rate Differential	-4.51%
19	Deadband	2.00%
20	Amount above (below) deadband	-2.51%
21	Illustrative Downward Rate Adjustment - Line 15 x Line 20	(546)
	<u>Illustrative Upward Adjustment</u>	
22	Projected Inflation Rate - Test Year to Rate Year 1	12.51%
23	Illustrative Actual Inflation Rate - Test Year to Rate Year 1	15.00%
24	Inflation Rate Differential	2.49%
25	Deadband	2.00%
26	Amount above (below) deadband	0.49%
27	Illustrative Upward Rate Adjustment - Line 15 x Line 26	107

Notes

[1] These line items include additional amounts that were not forecast using the general inflator for revenue requirement purposes. However, the amounts summarized herein represent only those portions of these line items that are subject to the general inflator for revenue requirement purposes.

Rate Class	8/1/2023 Distribution		8/1/2023 Distribution Base Revenue Adjusted to Collect Revenue Requirement		8/1/2023 Distribution Base Revenue Adjusted to Collect Revenue Requirement		8/1/2023 Distribution Base Revenue Adjusted to Collect Revenue Requirement		8/1/2023 Distribution Base Revenue Adjusted to Collect Revenue Requirement		8/1/2023 Distribution Base Revenue Adjusted to Collect Revenue Requirement		8/1/2023 Distribution Base Revenue Adjusted to Collect Revenue Requirement		8/1/2023 Distribution Base Revenue Adjusted to Collect Revenue Requirement		8/1/2023 Distribution Base Revenue Adjusted to Collect Revenue Requirement		8/1/2023 Distribution Base Revenue Adjusted to Collect Revenue Requirement		8/1/2023 Distribution Base Revenue Adjusted to Collect Revenue Requirement				
	Base Revenue	Requirement	Base Revenue	Requirement	Base Revenue	Requirement	Base Revenue	Requirement	Base Revenue	Requirement	Base Revenue	Requirement	Base Revenue	Requirement	Base Revenue	Requirement	Base Revenue	Requirement	Base Revenue	Requirement	Base Revenue	Requirement	Base Revenue	Requirement	
A	\$ 222,857,591	\$ 222,854,282	\$ 222,034,005	\$ 179,723	\$ 235,329,021	\$ 235,334,250	\$ 235,533,631	\$ 199,381	\$ 247,977,356	\$ 247,977,817	\$ 248,196,836	\$ 219,059	\$ 260,578,657	\$ 260,594,332	\$ 260,832,993	\$ 238,661	\$ 254,766,426	\$ 254,766,043	\$ 254,990,087	\$ 224,044					
A-TOU	3,164,479	3,164,432.00	3,164,432.00		3,331,017	3,331,091	3,331,091		3,496,373	3,496,380	3,496,380		3,661,195	3,661,416	3,661,416		3,826,269	3,826,364	3,826,364						
A-LM	44,131	44,130.00	44,130.00		46,380	46,381	46,381		48,630	48,630	48,630		50,880	50,884	50,884		53,130	53,130	53,130						
SGS	32,788,182	32,797,599.00	32,854,145.00	26,450	34,489,518	34,490,285	34,519,638	29,343	36,127,885	36,127,861	36,160,200	32,239	37,768,381	37,770,036	37,770,036	35,124	39,409,491	39,409,491	39,409,491						
MGS-S	30,198,071	30,195,623.00	30,195,623.00		31,664,382	31,665,085	31,665,085		33,066,538	33,066,607	33,066,607		34,468,071	34,482,747	34,482,747		35,870,200	35,870,200	35,870,200						
MGS-P	1,083,261	1,083,245.00	1,083,245.00		1,136,690	1,136,715	1,136,715		1,189,823	1,189,836	1,189,836		1,241,183	1,242,008	1,242,008		1,291,533	1,291,533	1,291,533						
IGS-S	4,550,695	4,550,627.00	4,550,627.00		4,769,486	4,769,592	4,769,592		4,982,279	4,982,279	4,982,279		5,193,955	5,194,267	5,194,267		5,405,697	5,405,697	5,405,697						
IGS-P	2,174,569	2,174,527.00	2,174,527.00		2,279,445	2,279,496	2,279,496		2,374,488	2,374,493	2,374,493		2,470,011	2,473,160	2,473,160		2,565,679	2,565,679	2,565,679						
LGS-S	1,031,488	1,031,473.00	1,031,473.00		1,082,080	1,082,104	1,082,104		1,129,911	1,129,914	1,129,914		1,174,793	1,174,824	1,174,824		1,220,603	1,220,603	1,220,603						
LGS-P	7,346,183	7,346,074.00	7,346,074.00		7,689,231	7,689,402	7,689,402		8,024,762	8,024,779	8,024,779		8,360,509	8,361,013	8,361,013		8,697,316	8,697,316	8,697,316						
LGS-ST	389,290	388,288.00	388,288.00		410,835	410,844	410,844		433,469	433,410	433,410		455,996	455,904	455,904		479,127	479,127	479,127						
LGS-T	298,440	298,438.00	298,438.00	(206,173)	305,266	305,273	305,273		322,046	322,046	322,046		338,747	338,768	338,768		355,448	355,448	355,448						
Lighting	3,780,282	3,780,282.00	3,780,282.00		3,816,785	3,816,785	3,816,785		3,853,746	3,853,746	3,853,746		3,890,614	3,890,614	3,890,614		3,927,496	3,927,496	3,927,496						
A-TOU-OPTS	142,363	142,360.00	142,360.00		149,822	149,825	149,825		157,278	157,278	157,278		164,733	164,733	164,733		172,188	172,188	172,188						
SGS-TOU	664,971	664,961.00	664,961.00		697,764	697,780	697,780		728,519	728,521	728,521		759,273	759,273	759,273		790,027	790,027	790,027						
MGS-S-TOU	754,763	754,742.00	754,742.00		802,164	802,202	802,202		837,316	837,320	837,320		872,471	872,489	872,489		907,623	907,623	907,623						
MGS-P-TOU	284,303	284,298.00	284,298.00		298,366	298,363	298,363		311,389	311,370	311,370		324,342	324,362	324,362		337,314	337,314	337,314						
Percentage of LGS-ST Adjustment to Revenue Requirement Change	\$ 311,560,042	\$ 311,555,471	\$ 311,555,471	1.03%	\$ 328,288,262	\$ 328,305,473	\$ 328,305,473	1.37%	\$ 345,054,785	\$ 345,055,473	\$ 345,055,473	1.50%	\$ 361,783,916	\$ 361,805,473	\$ 361,805,473	1.63%	\$ 352,805,998	\$ 352,805,496	\$ 352,805,496	2.86%					

(1) On Exhibit RD-2, both the marginal and embedded cost results show that LGS-ST-TOU customers have a proportionally large share of the base distribution revenue requirement. CMP has reduced the allocation for that class and applied the dollars proportionally to the Rate A and SGS classes as those classes showed an under-collection of the base distribution costs per the marginal cost study results.

Stipulation
Attachment 15
Docket No. 2022-00152

Revenue Requirement for F

Line No	Description	Beginning 7 1 23 Period 1	Beginning 1 1 24 Period 2
1	Base Distribution Revenues at Current Rates	294,805	311,555
2	Levelized Rate Increases	16,750	16,750
3	Target Revenues, per Settlement	311,555	328,305

(1) Period 3, Line 1, includes load growth of \$4.3 million

Rate Design

<u>Beginning 7 1 24</u> <u>Period 3 (1)</u>	<u>Beginning 1 1 25</u> <u>Period 4</u>	<u>Beginning 7 1 25</u> <u>Period 5</u>	<u>Source</u>
332,598	349,348	366,098	<i>Exhibit RRP-REB-2</i>
16,750	16,750	(9,331)	<i>Stipulation</i>
349,348	366,098	356,767	<i>Exhibit RRP-REB-2</i>

Stipulation
Attachment 16
Docket No. 2022-00152

Central Maine Power Company
Index to Residential Rate Design Workpaper Backup and Exhibits
Docket No. 2022-00152

Workpaper Backup/Exhibits	Description
<u>Workpaper RD-3 Schedule 1</u>	Rate A Counts by Usage Level
<u>Workpaper RD-3 Schedule 2</u>	A-TOU Counts by Usage Level
<u>Workpaper RD-3 Schedule 3</u>	A-LM Counts by Usage Level
<u>Workpaper RD-3 Schedule 4</u>	Max Hourly On-Peak Demand
<u>Workpaper RD-3 Schedule 5</u>	CY2021 Usage Adjusted for Proposed TOU Periods
<u>Workpaper RD-3 Schedule 6</u>	CY2021 Usage Under Current TOU Periods
<u>Workpaper RD-3 Schedule 7</u>	Forecast Current TOU Periods
<u>Workpaper RD-3 Schedule 8</u>	Forecast Proposed TOU Periods
<u>Workpaper RD-3 Schedule 9</u>	1-2023 Delivery Rates
<u>Exhibit RD-3 Schedule 1</u>	Residential All Hours Rate Design
<u>Exhibit RD-3 Schedule 1-A</u>	Residential All Hours Bill Impacts P1
<u>Exhibit RD-3 Schedule 1-B</u>	Residential All Hours Bill Impacts P2
<u>Exhibit RD-3 Schedule 1-C</u>	Residential All Hours Bill Impacts P3
<u>Exhibit RD-3 Schedule 1-D</u>	Residential All Hours Bill Impacts P4
<u>Exhibit RD-3 Schedule 1-E</u>	Residential All Hours Bill Impacts P5
<u>Exhibit RD-3 Schedule 2</u>	Residential Time-of-Use (TOU) Rate Design
<u>Exhibit RD-3 Schedule 2-A</u>	Residential TOU Bill Impacts P1
<u>Exhibit RD-3 Schedule 2-B</u>	Residential TOU Bill Impacts P2
<u>Exhibit RD-3 Schedule 2-C</u>	Residential TOU Bill Impacts P3 Summer
<u>Exhibit RD-3 Schedule 2-D</u>	Residential TOU Bill Impacts P3 Winter
<u>Exhibit RD-3 Schedule 2-E</u>	Residential TOU Bill Impacts P3 Other
<u>Exhibit RD-3 Schedule 2-F</u>	Residential TOU Bill Impacts P3 Average
<u>Exhibit RD-3 Schedule 2-G</u>	Residential TOU Bill Impacts P4 Summer
<u>Exhibit RD-3 Schedule 2-H</u>	Residential TOU Bill Impacts P4 Winter
<u>Exhibit RD-3 Schedule 2-I</u>	Residential TOU Bill Impacts P4 Other
<u>Exhibit RD-3 Schedule 2-J</u>	Residential TOU Bill Impacts P4 Average
<u>Exhibit RD-3 Schedule 2-K</u>	Residential TOU Bill Impacts P5 Summer
<u>Exhibit RD-3 Schedule 2-L</u>	Residential TOU Bill Impacts P5 Winter
<u>Exhibit RD-3 Schedule 2-M</u>	Residential TOU Bill Impacts P5 Other
<u>Exhibit RD-3 Schedule 2-N</u>	Residential TOU Bill Impacts P5 Average
<u>Exhibit RD-3 Schedule 2-O</u>	A-Seasonal (Heat Pumpt) and Electric Technology Rate Design
<u>Exhibit RD-3 Schedule 3</u>	A-LM Rate Design
<u>Exhibit RD-3 Schedule 3-A</u>	A-LM Bill Impacts RY1
<u>Exhibit RD-3 Schedule 3-B</u>	A-LM Bill Impacts RY2 Summer
<u>Exhibit RD-3 Schedule 3-C</u>	A-LM Bill Impacts RY2 Winter
<u>Exhibit RD-3 Schedule 3-D</u>	A-LM Bill Impacts RY2 Other
<u>Exhibit RD-3 Schedule 3-E</u>	A-LM Bill Impacts RY2 Average
<u>Exhibit RD-3 Schedule 3-F</u>	A-LM Bill Impacts RY3 Summer
<u>Exhibit RD-3 Schedule 3-G</u>	A-LM Bill Impacts RY3 Winter
<u>Exhibit RD-3 Schedule 3-H</u>	A-LM Bill Impacts RY3 Other
<u>Exhibit RD-3 Schedule 3-I</u>	A-LM Bill Impacts RY3 Average
<u>Exhibit RD-3 Schedule 4</u>	Residential TOU On-Peak Transmission Calculation
<u>Exhibit RD-3 Schedule 4-A</u>	Residential TOU Bill Impacts RY1 On-Peak kWh Transmission
<u>Exhibit RD-3 Schedule 4-B</u>	Residential TOU Bill Impacts RY2 Summer On-Peak kWh Transmission
<u>Exhibit RD-3 Schedule 4-C</u>	Residential TOU Bill Impacts RY2 Winter On-Peak kWh Transmission
<u>Exhibit RD-3 Schedule 4-D</u>	Residential TOU Bill Impacts RY2 Other On-Peak kWh Transmission
<u>Exhibit RD-3 Schedule 4-E</u>	Residential TOU Bill Impacts RY2 Average On-Peak kWh Transmission
<u>Exhibit RD-3 Schedule 4-F</u>	Residential TOU Bill Impacts RY3 Summer On-Peak kWh Transmission
<u>Exhibit RD-3 Schedule 4-G</u>	Residential TOU Bill Impacts RY3 Winter On-Peak kWh Transmission
<u>Exhibit RD-3 Schedule 4-H</u>	Residential TOU Bill Impacts RY3 Other On-Peak kWh Transmission
<u>Exhibit RD-3 Schedule 4-I</u>	Residential TOU Bill Impacts RY3 Average On-Peak kWh Transmission
<u>Exhibit RD-3 Schedule 5</u>	A-LM On-Peak Transmission Calculation
<u>Exhibit RD-3 Schedule 5-A</u>	A-LM Bill Impacts RY1 On-Peak kWh Transmission
<u>Exhibit RD-3 Schedule 5-B</u>	A-LM Bill Impacts RY2 Summer On-Peak kWh Transmission
<u>Exhibit RD-3 Schedule 5-C</u>	A-LM Bill Impacts RY2 Winter On-Peak kWh Transmission
<u>Exhibit RD-3 Schedule 5-D</u>	A-LM Bill Impacts RY2 Other On-Peak kWh Transmission

Docket No. 2022-00152

Central Maine Power Company
Index to Residential Rate Design Workpaper Backup and Exhibits
Docket No. 2022-00152

Workpaper Backup/Exhibits	Description
<u>Exhibit RD-3 Schedule 5-E</u>	A-LM Bill Impacts RY2 Average On-Peak kWh Transmission
<u>Exhibit RD-3 Schedule 5-F</u>	A-LM Bill Impacts RY3 Summer On-Peak kWh Transmission
<u>Exhibit RD-3 Schedule 5-G</u>	A-LM Bill Impacts RY3 Winter On-Peak kWh Transmission
<u>Exhibit RD-3 Schedule 5-H</u>	A-LM Bill Impacts RY3 Other On-Peak kWh Transmission
<u>Exhibit RD-3 Schedule 5-I</u>	A-LM Bill Impacts RY3 Average On-Peak kWh Transmission
<u>Exhibit RD-3 Schedule 6</u>	Electric Vehicle Charging Bill Comparison Under Various Residential Rates

Stipulation
Attachment 16
Docket No. 2022-00152

Calendar Year/Month	Consumption Block	IA Court	Consumption	Cumulative C/A	Cumulative Consumption
			KWH		KWH
AUG 2021	00000-00000		12,968	0	12,968
AUG 2021	00001-00010		4,787	23,979	23,979
AUG 2021	00001-00020		3,685	58,424	78,821
AUG 2021	00001-00030		4,034	100,540	119,361
AUG 2021	00001-00040		3,338	125,913	139,012
AUG 2021	00001-00050		3,151	161,776	161,776
AUG 2021	00001-00060		3,408	200,534	194,758
AUG 2021	00001-00070		3,709	243,210	199,800
AUG 2021	00001-00080		3,193	295,742	199,800
AUG 2021	00001-00090		4,093	303,712	199,800
AUG 2021	00001-00100		4,252	406,312	199,800
AUG 2021	00101-00110		4,233	444,936	241,016
AUG 2021	00111-00120		4,498	519,794	249,960
AUG 2021	00121-00130		4,423	580,404	251,924
AUG 2021	00131-00140		4,710	648,382	252,000
AUG 2021	00141-00150		5,042	724,058	252,000
AUG 2021	00151-00160		5,074	789,121	252,000
AUG 2021	00161-00170		5,225	864,952	252,000
AUG 2021	00171-00180		5,326	934,575	252,000
AUG 2021	00181-00190		5,421	1,008,284	252,000
AUG 2021	00191-00200		5,719	1,118,012	252,000
AUG 2021	00201-00210		5,712	1,174,000	252,000
AUG 2021	00211-00220		6,053	1,304,888	252,000
AUG 2021	00221-00230		6,154	1,387,637	252,000
AUG 2021	00231-00240		6,176	1,455,000	252,000
AUG 2021	00241-00250		6,190	1,520,219	252,000
AUG 2021	00251-00260		6,291	1,601,944	252,000
AUG 2021	00261-00270		6,336	1,679,933	252,000
AUG 2021	00271-00280		6,478	1,784,712	252,000
AUG 2021	00281-00290		6,415	1,831,964	252,000
AUG 2021	00291-00300		6,555	1,937,118	252,000
AUG 2021	00301-00310		32,693	10,645,193	1,072,000
AUG 2021	00311-00400		32,612	12,243,328	2,294,000
AUG 2021	00401-00490		31,959	13,956,086	2,612,000
AUG 2021	00491-00580		30,612	15,849,611	2,922,000
AUG 2021	00581-00670		29,068	15,271,302	3,130,000
AUG 2021	00671-00760		27,228	15,545,204	3,483,511
AUG 2021	00761-00850		25,015	15,838,884	3,738,544
AUG 2021	00851-00940		22,736	15,349,582	3,962,200
AUG 2021	00941-00750		20,765	15,056,882	4,174,000
AUG 2021	00751-00800		18,386	14,250,507	4,353,433
AUG 2021	00801-00850		16,320	13,463,328	4,513,753
AUG 2021	00851-00900		14,364	12,549,591	4,666,117
AUG 2021	00901-00950		12,714	11,746,962	4,788,831
AUG 2021	00951-01000		10,966	10,880,229	4,891,229
AUG 2021	01001-00950		9,508	9,745,524	4,998,335
AUG 2021	01051-01100		8,430	9,081,697	5,077,765
AUG 2021	01101-01150		7,457	8,386,914	5,125,222
AUG 2021	01151-01200		6,386	7,501,822	5,211,608
AUG 2021	01201-01250		5,597	6,854,176	5,275,000
AUG 2021	01251-01300		4,903	6,249,066	5,321,000
AUG 2021	01301-01350		4,130	5,472,267	5,362,200
AUG 2021	01351-01400		3,499	4,585,363	5,397,937
AUG 2021	01401-01450		3,171	4,440,403	5,433,071
AUG 2021	01451-01500		2,734	4,091,681	5,458,809
AUG 2021	01501-01550		2,406	3,661,155	5,484,234
AUG 2021	01551-01600		2,253	3,548,295	5,509,487
AUG 2021	01601-01650		1,936	3,079,792	5,523,963
AUG 2021	01651-01700		1,716	2,813,844	5,544,099
AUG 2021	01701-01750		1,490	2,540,992	5,559,089
AUG 2021	01751-01800		1,239	2,199,321	5,568,828
AUG 2021	01801-01850		1,114	2,032,597	5,572,042
AUG 2021	01851-01900		1,040	1,963,916	5,580,902
AUG 2021	01901-01950		853	1,841,542	5,595,835
AUG 2021	01951-02000		774	1,528,277	5,609,609
AUG 2021	02001-02100		1,366	2,796,958	5,615,975
AUG 2021	02101-02200		1,067	2,291,953	5,632,042
AUG 2021	02201-02300		873	1,963,393	5,635,915
AUG 2021	02301-02400		718	1,686,002	5,643,633
AUG 2021	02401-02500		588	1,391,787	5,651,200
AUG 2021	02501-02600		443	1,139,740	5,658,444
AUG 2021	02601-02700		360	954,134	5,664,000
AUG 2021	02701-02800		297	816,337	5,669,301
AUG 2021	02801-02900		265	727,445	5,674,900
AUG 2021	02901-03000		227	670,402	5,678,331
AUG 2021	03001-03100		204	622,325	5,680,987
AUG 2021	03101-03200		195	614,066	5,681,182
AUG 2021	03201-03300		156	566,717	5,681,338
AUG 2021	03301-03400		148	495,486	5,681,486
AUG 2021	03401-03500		123	424,506	5,681,609
AUG 2021	03501-03600		125	335,926	5,681,734
AUG 2021	03601-03700		78	285,022	5,681,812
AUG 2021	03701-03800		85	318,150	5,681,897
AUG 2021	03801-03900		68	261,508	5,681,965
AUG 2021	03901-04000		80	191,617	5,682,045
AUG 2021	04001-04100		84	340,348	5,682,129
AUG 2021	04101-04200		56	232,123	5,682,185
AUG 2021	04201-04300		54	190,940	5,682,239
AUG 2021	04301-04400		59	256,373	5,682,298
AUG 2021	04401-04500		61	271,935	5,682,359
AUG 2021	04501-04600		47	213,611	5,682,406
AUG 2021	04601-04700		45	209,265	5,682,451
AUG 2021	04701-04800		31	147,444	5,682,482
AUG 2021	04801-04900		42	203,910	5,682,524
AUG 2021	04901-05000		30	148,889	5,682,554
AUG 2021	05001-06000		267	1,457,538	5,682,821
AUG 2021	06001-07000		146	1,095,554	5,682,967
AUG 2021	07001-08000		129	955,463	5,683,119
AUG 2021	08001-09000		93	817,760	5,683,211
AUG 2021	09001-10000		86	814,032	5,683,297
AUG 2021	10001-11000		52	545,572	5,683,349
AUG 2021	11001-12000		32	368,244	5,683,381
AUG 2021	12001-13000		28	349,568	5,683,409
AUG 2021	13001-14000		24	325,692	5,683,433
AUG 2021	14001-15000		21	304,043	5,683,454
AUG 2021	15001-20000		45	1,113,559	5,683,519
AUG 2021	20001-99999		30	999,242	5,683,549
AUG 2021	99999-+++++		2	200,832	5,683,551
Overall Result			567,013	338,311,969	567,013

Calendar Year/Month	Consumption Block	IA Court	Consumption	Cumulative C/A	Cumulative Consumption
			KWH		KWH
DEC 2021	00000-00000		28,197	0	28,197
DEC 2021	00001-00010		7,241	35,994	35,994
DEC 2021	00001-00020		5,335	79,263	40,777
DEC 2021	00001-00030		5,224	129,480	46,003
DEC 2021	00001-00040		3,981	141,105	49,984
DEC 2021	00001-00050		2,637	160,833	53,177
DEC 2021	00001-00060		3,711	205,833	57,332
DEC 2021	00001-00070		3,622	237,363	60,954
DEC 2021	00001-00080		3,716	280,671	64,670
DEC 2021	00001-00090		3,835	327,966	68,505
DEC 2021	00001-00100		4,087	390,133	72,592
DEC 2021	00101-00110		4,145	437,533	76,737
DEC 2021	00111-00120		4,305	497,260	81,042
DEC 2021	00121-00130		4,374	548,921	85,416
DEC 2021	00131-00140		4,399	595,931	89,815
DEC 2021	00141-00150		4,474	651,660	94,289
DEC 2021	00151-00160		4,528	705,299	98,827
DEC 2021	00161-00170		4,540	751,361	103,367
DEC 2021	00171-00180		4,513	792,229	107,880
DEC 2021	00181-00190		4,686	865,729	112,546
DEC 2021	00191-00200		4,587	906,796	117,133
DEC 2021	00201-00210		4,683	962,656	121,816
DEC 2021	00211-00220		4,703	1,013,424	126,519
DEC 2021	00221-00230		4,733	1,066,948	131,252
DEC 2021	00231-00240		4,791	1,128,742	136,043
DEC 2021	00241-00250		4,885	1,199,157	140,928
DEC 2021	00251-00260		5,113	1,306,295	145,821
DEC 2021	00261-00270		5,078	1,331,955	151,059
DEC 2021	00271-00280		5,110	1,408,325	156,169
DEC 2021	00281-00290		5,184	1,480,500	161,353
DEC 2021	00291-00300		5,155	1,521,118	166,503
DEC 2021	00301-00350		26,976	8,789,570	193,491
DEC 2021	00351-00400		28,650	12,193,162	250,373
DEC 2021	00401-00450		27,326	15,088,468	278,329
DEC 2021	00451-00500		27,184	14,280,476	305,513
DEC 2021	00511-00600		25,199	14,494,542	330,712
DEC 2021	00601-00650		23,065	14,944,465	356,697
DEC 2021	00651-00700		21,633	14,604,397	376,330
DEC 2021	00701-00750		19,697	14,284,121	396,027
DEC 2021	00751-00800		17,735	13,717,923	413,762
DEC 2021	00801-00850		15,968	13,120,966	429,465
DEC 2021	00851-00900		14,194	12,424,226	443,854
DEC 2021	00901-00950		12,593	11,649,748	454,447
DEC 2021	00951-01000		11,268	11,003,211	467,727
DEC 2021	01001-01050		10,234	10,490,228	477,961
DEC 2021	01051-01100		8,874	9,542,566	486,835
DEC 2021	01101-01150		8,105	9,117,062	494,490
DEC 2021	01151-01200		7,093	8,333,231	502,093
DEC 2021	01201-01250		6,423	7,887,314	508,455
DEC 2021	01251-01300		5,708	7,277,605	514,163
DEC 2021	01301-01350		5,196	6,886,852	519,361
DEC 2021	01351-01400		4,631	6,211,513	524,959
DEC 2021	01401-01450		4,093	5,832,917	528,043
DEC 2021	01451-01500		3,995	5,598,397	531,838
DEC 2021	01501-01550		3,365	4,960,877	535,103
DEC 2021	01551-01600		2,991	4,711,071	538,174
DEC 2021	01601-01650		2,748	4,466,453	540,922
DEC 2021	01651-01700		2,494	4,177,150	543,416
DEC 2021	01701-01				

Stipulation
 Attachment 16
 Docket No. 2022-00152

Calendar Year/Month	Consumption Block	C/A Count	Consumption KWH	Cumulative C/A	Cumulative Consumption KWH	Total Usage	February	
FEB 2022	00000-00000	86	0	86	0			
FEB 2022	00001-00010	19	80	105	80			
FEB 2022	00011-00020	22	313	127	393	1500	1,834	39.61%
FEB 2022	00021-00030	13	327	140	720	1400	138	2.98%
FEB 2022	00031-00040	16	536	156	1,256	1300	150	3.24%
FEB 2022	00041-00050	17	760	173	2,017	1200	164	3.54%
FEB 2022	00051-00060	10	549	183	2,566	1100	192	4.15%
FEB 2022	00061-00070	8	526	191	3,092	1000	158	3.41%
FEB 2022	00071-00080	6	457	197	3,549	950	99	2.14%
FEB 2022	00081-00090	7	598	204	4,147	900	122	2.63%
FEB 2022	00091-00100	8	744	212	4,891	850	92	1.99%
FEB 2022	00101-00110	14	1,475	226	6,366	800	97	2.10%
FEB 2022	00111-00120	10	1,144	236	7,510	750	113	2.44%
FEB 2022	00121-00130	8	994	244	8,504	700	125	2.70%
FEB 2022	00131-00140	12	1,621	256	10,126	650	140	3.02%
FEB 2022	00141-00150	13	1,861	269	11,986	600	110	2.38%
FEB 2022	00151-00160	9	1,407	278	13,393	550	111	2.40%
FEB 2022	00161-00170	14	2,311	292	15,704	400	332	7.17%
FEB 2022	00171-00180	8	1,406	300	17,110	300	179	3.87%
FEB 2022	00181-00190	14	2,585	314	19,695	200	141	3.05%
FEB 2022	00191-00200	19	3,692	333	23,387	100	121	2.61%
FEB 2022	00201-00210	24	4,925	357	28,313	75	15	0.32%
FEB 2022	00211-00220	10	2,154	367	30,467	50	24	0.52%
FEB 2022	00221-00230	15	3,385	382	33,852	25	33	0.71%
FEB 2022	00231-00240	11	2,592	393	36,444	0	140	3.02%
FEB 2022	00241-00250	10	2,459	403	38,903			
FEB 2022	00251-00260	20	5,091	423	43,994		4,630	
FEB 2022	00261-00270	11	2,908	434	46,903			
FEB 2022	00271-00280	13	3,571	447	50,474			
FEB 2022	00281-00290	12	3,424	459	53,898			
FEB 2022	00291-00300	15	4,421	474	58,319			
FEB 2022	00301-00350	91	29,718	565	88,037			
FEB 2022	00351-00400	88	33,096	653	121,133			
FEB 2022	00401-00450	99	42,007	752	163,139			
FEB 2022	00451-00500	126	59,543	878	222,683			
FEB 2022	00501-00550	107	56,271	985	278,954	5,000	117	2.53%
FEB 2022	00551-00600	111	63,936	1,096	342,890	4,500	45	0.97%
FEB 2022	00601-00650	110	68,764	1,206	411,654	4,000	72	1.56%
FEB 2022	00651-00700	140	94,685	1,346	506,339	3,800	39	0.84%
FEB 2022	00701-00750	125	90,667	1,471	597,007	3,600	58	1.25%
FEB 2022	00751-00800	113	87,516	1,584	684,523	3,400	59	1.27%
FEB 2022	00801-00850	97	80,199	1,681	764,723	3,200	69	1.49%
FEB 2022	00851-00900	92	80,624	1,773	845,347	3,000	80	1.73%
FEB 2022	00901-00950	122	112,941	1,895	958,288	2,800	93	2.01%
FEB 2022	00951-01000	99	96,208	1,994	1,054,496	2,600	132	2.85%
FEB 2022	01001-01050	87	89,240	2,081	1,143,736	2,400	127	2.74%
FEB 2022	01051-01100	71	76,362	2,152	1,220,098	2,200	167	3.61%
FEB 2022	01101-01150	99	111,453	2,251	1,331,551	2,000	196	4.23%
FEB 2022	01151-01200	93	109,093	2,344	1,440,644	1,800	210	4.54%
FEB 2022	01201-01250	92	112,606	2,436	1,553,250	1,600	246	5.31%
FEB 2022	01251-01300	72	92,027	2,508	1,645,277	1,400	262	5.66%
FEB 2022	01301-01350	80	105,962	2,588	1,751,239	1,200	314	6.78%
FEB 2022	01351-01400	70	96,315	2,658	1,847,554	1,000	350	7.56%
FEB 2022	01401-01450	68	96,864	2,726	1,944,418	800	410	8.86%
FEB 2022	01451-01500	70	103,397	2,796	2,047,814	600	488	10.54%
FEB 2022	01501-01550	68	103,959	2,864	2,151,774	550	111	2.40%
FEB 2022	01551-01600	56	88,276	2,920	2,240,049	400	332	7.17%
FEB 2022	01601-01650	67	108,696	2,987	2,348,746	200	320	6.91%
FEB 2022	01651-01700	51	85,633	3,038	2,434,379	150	64	1.38%
FEB 2022	01701-01750	67	115,616	3,105	2,549,994	100	57	1.23%
FEB 2022	01751-01800	61	108,452	3,166	2,658,446	50	39	0.84%
FEB 2022	01801-01850	52	95,021	3,218	2,753,467	-	173	3.74%
FEB 2022	01851-01900	50	93,756	3,268	2,847,223			
FEB 2022	01901-01950	55	105,774	3,323	2,952,998			
FEB 2022	01951-02000	53	104,644	3,376	3,057,641		4,630	
FEB 2022	02001-02100	100	205,056	3,476	3,262,697			
FEB 2022	02101-02200	96	206,211	3,572	3,468,908			
FEB 2022	02201-02300	86	193,501	3,658	3,662,409			
FEB 2022	02301-02400	81	190,316	3,739	3,852,725			
FEB 2022	02401-02500	71	173,900	3,810	4,026,625			
FEB 2022	02501-02600	56	143,237	3,866	4,169,862			
FEB 2022	02601-02700	65	172,389	3,931	4,342,251			
FEB 2022	02701-02800	67	184,545	3,998	4,526,797			
FEB 2022	02801-02900	54	153,868	4,052	4,680,664			
FEB 2022	02901-03000	39	115,069	4,091	4,795,733			
FEB 2022	03001-03100	43	131,011	4,134	4,926,744			
FEB 2022	03101-03200	37	116,206	4,171	5,042,950			
FEB 2022	03201-03300	35	113,593	4,206	5,156,543			
FEB 2022	03301-03400	34	114,045	4,240	5,270,588			
FEB 2022	03401-03500	33	114,064	4,273	5,384,652			
FEB 2022	03501-03600	26	92,402	4,299	5,477,054			
FEB 2022	03601-03700	36	131,405	4,335	5,608,459			
FEB 2022	03701-03800	22	82,373	4,357	5,690,833			
FEB 2022	03801-03900	20	76,846	4,377	5,767,678			
FEB 2022	03901-04000	19	75,447	4,396	5,843,125			
FEB 2022	04001-04100	20	80,930	4,416	5,924,054			
FEB 2022	04101-04200	16	66,278	4,432	5,990,333			
FEB 2022	04201-04300	13	55,394	4,445	6,045,727			
FEB 2022	04301-04400	15	65,256	4,460	6,110,983			
FEB 2022	04401-04500	8	35,534	4,468	6,146,518			
FEB 2022	04501-04600	12	54,627	4,480	6,201,145			
FEB 2022	04601-04700	7	32,587	4,487	6,233,732			
FEB 2022	04701-04800	6	28,525	4,493	6,262,257			
FEB 2022	04801-04900	8	38,713	4,501	6,300,970			
FEB 2022	04901-05000	12	59,474	4,513	6,360,445			
FEB 2022	05001-06000	63	340,586	4,576	6,701,031			
FEB 2022	06001-07000	25	160,400	4,601	6,861,431			
FEB 2022	07001-08000	12	89,491	4,613	6,950,922			
FEB 2022	08001-09000	9	75,700	4,622	7,026,622			
FEB 2022	09001-10000	3	28,248	4,625	7,054,869			
FEB 2022	10001-11000	1	10,133	4,626	7,065,003			
FEB 2022	11001-12000	1	11,245	4,627	7,076,248			
FEB 2022	15001-20000	2	33,347	4,629	7,109,595			
FEB 2022	20001-99999	1	22,226	4,630	7,131,820			
Overall Result		4,618	7,131,820	4,618	7,131,820			

Internal Use

Stipulation
Attachment 16
Docket No. 2022-00152

Calendar Year/Month	Consumption Block	C/A Count	Consumption KWH	Cumulative C/A	Cumulative Consumption KWH
FEB 2022	00000-00000	12	0	12	0
FEB 2022	00001-00010	3	13	15	13
FEB 2022	00011-00020	1	11	16	24
FEB 2022	00021-00030	2	48	18	73
FEB 2022	00051-00060	1	56	19	128
FEB 2022	00081-00090	1	86	20	214
FEB 2022	00101-00110	1	107	21	321
FEB 2022	00121-00130	1	126	22	447
FEB 2022	00131-00140	1	130	23	577
FEB 2022	00191-00200	1	197	24	774
FEB 2022	00221-00230	2	440	26	1,214
FEB 2022	00271-00280	1	270	27	1,485
FEB 2022	00301-00350	1	324	28	1,809
FEB 2022	00351-00400	4	1,497	32	3,306
FEB 2022	00401-00450	3	1,319	35	4,625
FEB 2022	00451-00500	2	908	37	5,533
FEB 2022	00501-00550	3	1,553	40	7,086
FEB 2022	00551-00600	3	1,738	43	8,823
FEB 2022	00601-00650	1	647	44	9,471
FEB 2022	00651-00700	2	1,341	46	10,812
FEB 2022	00751-00800	2	1,558	48	12,370
FEB 2022	00801-00850	1	819	49	13,189
FEB 2022	00901-00950	6	5,523	55	18,711
FEB 2022	00951-01000	1	953	56	19,664
FEB 2022	01001-01050	1	1,046	57	20,710
FEB 2022	01051-01100	3	3,226	60	23,937
FEB 2022	01151-01200	3	3,528	63	27,465
FEB 2022	01201-01250	3	3,715	66	31,180
FEB 2022	01251-01300	1	1,291	67	32,471
FEB 2022	01301-01350	1	1,325	68	33,796
FEB 2022	01351-01400	1	1,370	69	35,166
FEB 2022	01401-01450	1	1,409	70	36,575
FEB 2022	01451-01500	3	4,383	73	40,958
FEB 2022	01501-01550	3	4,597	76	45,555
FEB 2022	01551-01600	2	3,174	78	48,730
FEB 2022	01601-01650	2	3,233	80	51,962
FEB 2022	01651-01700	1	1,692	81	53,654
FEB 2022	01701-01750	2	3,448	83	57,103
FEB 2022	01751-01800	1	1,754	84	58,857
FEB 2022	01801-01850	5	9,116	89	67,972
FEB 2022	01851-01900	1	1,853	90	69,826
FEB 2022	01901-01950	1	1,920	91	71,745
FEB 2022	02001-02100	3	6,126	94	77,871
FEB 2022	02101-02200	1	2,141	95	80,012
FEB 2022	02201-02300	1	2,280	96	82,292
FEB 2022	02501-02600	1	2,576	97	84,868
FEB 2022	02601-02700	1	2,685	98	87,553
FEB 2022	02901-03000	1	2,988	99	90,541
FEB 2022	03101-03200	2	6,327	101	96,869
FEB 2022	03201-03300	1	3,281	102	100,150
FEB 2022	03501-03600	2	7,113	104	107,262
FEB 2022	03601-03700	1	3,640	105	110,902
FEB 2022	03701-03800	1	3,708	106	114,610
FEB 2022	03901-04000	1	3,995	107	118,605
FEB 2022	04001-04100	1	4,002	108	122,607
FEB 2022	04901-05000	1	4,996	109	127,603
FEB 2022	05001-06000	4	21,102	113	148,705
Overall Result		112	148,705	112	148,705

Total Usage	February		
1500	40	35.40%	58
1400	4	3.54%	6
1300	2	1.77%	3
1200	4	3.54%	6
1100	3	2.65%	4
1000	4	3.54%	6
950	1	0.88%	1
900	6	5.31%	9
850	0	0.00%	0
800	1	0.88%	1
750	2	1.77%	3
700	0	0.00%	0
650	2	1.77%	3
600	1	0.88%	1
550	3	2.65%	4
400	8	7.08%	12
300	5	4.42%	7
200	3	2.65%	4
100	4	3.54%	6
75	1	0.88%	1
50	1	0.88%	1
25	2	1.77%	3
0	16	14.16%	23
	113		163
Total Usage	February		
5,000	4	3.54%	6
4,500	1	0.88%	1
4,000	1	0.88%	1
3,800	1	0.88%	1
3,600	2	1.77%	3
3,400	2	1.77%	3
3,200	1	0.88%	1
3,000	2	1.77%	3
2,800	1	0.88%	1
2,600	1	0.88%	1
2,400	1	0.88%	1
2,200	1	0.88%	1
2,000	4	3.54%	6
1,800	7	6.19%	10
1,600	6	5.31%	9
1,400	9	7.96%	13
1,200	6	5.31%	9
1,000	7	6.19%	10
800	8	7.08%	12
600	5	4.42%	7
550	3	2.65%	4
400	8	7.08%	12
200	8	7.08%	12
150	1	0.88%	1
100	3	2.65%	4
50	2	1.77%	3
-	18	15.93%	26
	113		163

**Stipulation
 Attachment 16
 Docket No. 2022-00152**

Central Maine Power Company
 Maximum Hourly On-Peak Demands
 CY2021

	January	February	March	April	May	June	July	August	September	October	November	December	Total
A	733,061	746,839	748,044	571,084	565,004	866,688	744,612	819,572	94,466	610,137	687,105	765,970	7,952,583
AL	2,384	2,373	2,340	2,356	2,290	2,323	2,252	2,280	14,088	2,407	2,384	2,520	39,998
ALM	777	797	799	593	333	114	103	77	97,505	330	610	712	102,750
A-TOU	13,211	12,825	12,903	9,103	7,333	9,496	8,596	9,111	85,572	7,866	10,171	12,320	198,508
IGS-P	18,043	18,858	19,146	18,084	20,543	23,049	21,710	23,694	14,104	20,880	18,840	18,618	235,568
IGS-S	52,392	50,789	51,378	52,336	63,170	68,295	66,608	68,188	348,150	57,036	51,933	53,202	983,476
LGS-P	71,095	71,520	71,865	71,468	82,191	87,400	84,761	88,071	115,297	77,791	75,868	73,182	970,511
LGS-S	8,572	8,653	9,381	10,836	11,933	13,453	13,354	14,566	-	12,616	11,113	10,976	125,455
LGS-ST	102,663	87,194	88,343	88,750	86,672	94,277	93,079	96,226	566,250	89,574	96,812	103,892	1,593,733
LGS-T	71,582	74,765	79,604	158,232	114,993	104,352	106,344	88,415	-	80,885	79,449	81,076	1,039,697
MGS-P	12,891	12,236	11,234	9,157	10,194	12,664	11,846	12,851	8	11,643	9,786	10,543	125,052
MGS-S	256,101	258,554	251,772	230,761	296,883	344,386	328,830	343,472	6,462	266,400	247,366	259,016	3,090,003
SGS	95,205	95,697	93,073	74,031	91,046	120,271	110,305	119,695	27,033	78,589	89,369	96,747	1,091,062
SL	4,295	4,163	3,892	3,883	3,711	3,713	3,503	3,550	74,632	3,675	3,013	2,932	114,961
A & A-TOU	746,272	759,664	760,947	580,187	572,338	876,184	753,208	828,683	180,038	618,002	697,276	778,290	8,151,090
SGS	95,205	95,697	93,073	74,031	91,046	120,271	110,305	119,695	27,033	78,589	89,369	96,747	1,091,062

**Stipulation
 Attachment 16
 Docket No. 2022-00152**

	Jan-21	Feb-21	Mar-21	Apr-21	May-21	Jun-21	Jul-21	Aug-21	Sep-21	Oct-21	Nov-21	Dec-21	Total	Jan-21	Feb-21	Mar-21	Apr-21	May-21	Jun-21	Jul-21	Aug-21	Sep-21	Oct-21	Nov-21	Dec-21	Total
Rate A																										
On-Peak	52,384,519	50,252,070	52,922,266	43,493,122	37,390,151	51,301,008	50,353,599	58,773,712	44,003,905	40,598,850	46,232,108	59,063,128	586,768,440	13%	14%	15%	15%	13%	15%	15%	15%	15%	14%	14%	15%	15%
Shoulder	-	-	-	-	-	-	-	-	-	-	-	-	-	0%	0%	0%	0%	0%	0%	0%	0%	0%	0%	0%	0%	0%
Off-Peak	335,823,057	304,597,212	290,884,319	242,264,781	240,491,261	283,202,541	294,436,841	322,022,216	248,378,006	250,731,458	278,668,464	335,229,975	3,426,730,131	87%	86%	85%	85%	87%	85%	85%	85%	85%	86%	86%	85%	85%
Total	388,207,577	354,849,283	343,806,584	285,757,903	277,881,412	334,503,550	344,790,440	380,795,928	292,381,912	291,330,308	324,900,572	394,293,103	4,013,498,571													
A-TOU																										
On-Peak	872,718	856,989	832,155	604,910	465,810	596,190	592,698	672,260	519,522	502,645	648,837	907,943	8,072,678	12%	13%	14%	14%	12%	15%	14%	15%	14%	13%	13%	14%	14%
Shoulder	-	-	-	-	-	-	-	-	-	-	-	-	-	0%	0%	0%	0%	0%	0%	0%	0%	0%	0%	0%	0%	0%
Off-Peak	6,302,192	5,803,455	5,179,068	3,777,438	3,285,126	3,442,531	3,651,952	3,846,414	3,067,611	3,311,187	4,327,970	5,711,406	51,706,350	88%	87%	86%	86%	88%	85%	86%	85%	86%	87%	87%	86%	86%
Total	7,174,910	6,660,444	6,011,223	4,382,348	3,750,936	4,038,721	4,244,650	4,518,674	3,587,133	3,813,833	4,976,806	6,619,349	59,779,028													
A & A-TOU																										
On-Peak	53,257,237	51,109,060	53,754,421	44,098,032	37,855,961	51,897,198	50,946,297	59,445,972	44,523,428	41,101,496	46,880,945	59,971,071	594,841,118	13%	14%	15%	15%	13%	15%	15%	15%	15%	14%	14%	15%	15%
Shoulder	-	-	-	-	-	-	-	-	-	-	-	-	-	0%	0%	0%	0%	0%	0%	0%	0%	0%	0%	0%	0%	0%
Off-Peak	342,125,249	310,400,667	296,063,387	246,042,219	243,776,387	286,645,072	298,085,793	325,868,630	251,445,617	254,042,645	282,996,433	340,941,381	3,478,436,481	87%	86%	85%	85%	87%	85%	85%	85%	85%	86%	86%	85%	85%
Total	395,382,486	361,509,727	349,817,808	290,140,251	281,632,348	338,542,270	349,035,090	385,314,602	295,969,045	295,144,141	329,877,378	400,912,452	4,073,277,598													
A-LM																										
On-Peak	17,763	17,685	16,235	9,346	4,097	2,262	1,846	1,707	1,613	4,537	10,609	16,213	103,913	11%	11%	12%	13%	13%	19%	19%	21%	19%	15%	13%	13%	13%
Shoulder	-	-	-	-	-	-	-	-	-	-	-	-	-	0%	0%	0%	0%	0%	0%	0%	0%	0%	0%	0%	0%	0%
Off-Peak	142,754	138,457	114,746	60,016	27,028	9,574	7,934	6,425	6,721	25,372	72,928	111,196	723,151	89%	89%	88%	87%	87%	81%	81%	79%	81%	85%	87%	87%	87%
Total	160,517	156,141	130,980	69,363	31,125	11,837	9,780	8,132	8,334	29,909	83,537	127,409	827,064													
SGS																										
On-Peak	6,351,282	6,252,594	6,754,570	5,633,273	5,284,918	7,098,551	7,143,017	8,075,722	6,399,731	5,533,959	5,829,458	7,281,163	77,638,239	11%	11%	12%	12%	11%	12%	12%	12%	12%	11%	11%	12%	12%
Shoulder	-	-	-	-	-	-	-	-	-	-	-	-	-	0%	0%	0%	0%	0%	0%	0%	0%	0%	0%	0%	0%	0%
Off-Peak	53,028,143	49,424,963	49,744,280	42,269,333	43,975,847	50,367,252	53,306,256	56,691,418	47,466,268	45,051,407	46,446,332	54,205,724	591,977,223	89%	89%	88%	88%	89%	88%	88%	88%	88%	89%	89%	88%	88%
Total	59,379,425	55,677,556	56,498,850	47,902,607	49,269,765	57,465,803	60,449,273	64,767,140	53,866,000	50,585,366	52,275,789	61,486,887	669,615,461													

Proposed TOU Periods (Based on Staff's Alt. 1)		
Months	On-Peak	Off-Peak
January - December	5 PM - 9 PM (weekdays)	All Other

https://bedrolaus-my.sharepoint.com/personal/luann_coughlin_avangrid_com/Documents/U410766/Desktop/4.xlsxA-LM Bill Impacts RY3 WinOPT Q:IP&ARRR2021 Rate Case/Forecasts/CY2021 Hourly Usage Combined into Proposed TOU Hours.xlsxSummary

Stipulation Attachment 16 Docket No. 2022-00152	Stipulation Attachment 16 Docket No. 2022-00152												Total	Stipulation Attachment 16 Docket No. 2022-00152											
	Jan-21	Feb-21	Mar-21	Apr-21	May-21	Jun-21	Jul-21	Aug-21	Sep-21	Oct-21	Nov-21	Dec-21		Jan-21	Feb-21	Mar-21	Apr-21	May-21	Jun-21	Jul-21	Aug-21	Sep-21	Oct-21	Nov-21	Dec-21
Rate A																									
On-Peak	99,788,099	101,562,739	106,926,676	83,920,717	74,064,433	101,844,498	99,031,343	113,010,868	85,333,309	79,532,133	91,126,877	117,461,080	1,153,602,770	26%	29%	31%	29%	27%	30%	29%	27%	28%	30%	29%	
Shoulder	38,597,965	39,877,313	40,725,234	32,765,289	29,411,671	44,071,460	43,071,630	50,003,137	34,558,179	30,498,398	34,414,837	45,669,224	463,664,337	10%	11%	12%	11%	11%	13%	12%	13%	12%	10%	11%	
Off-Peak	249,821,513	213,409,231	196,154,675	169,071,897	174,405,308	188,587,592	202,687,467	217,781,923	172,490,424	181,299,777	199,358,858	231,162,798	2,306,231,464	64%	60%	57%	59%	63%	56%	59%	57%	59%	62%	61%	
Total	388,207,577	354,849,283	343,806,584	285,757,903	277,881,412	334,503,550	344,790,440	380,795,928	292,381,912	291,330,308	324,900,572	394,293,103	4,013,498,571												
A-TOU																									
On-Peak	1,725,843	1,787,299	1,758,534	1,210,123	946,060	1,204,804	1,187,720	1,316,786	1,023,963	1,006,998	1,309,400	1,856,649	16,334,179	24%	27%	29%	28%	25%	30%	28%	29%	29%	26%	26%	
Shoulder	686,620	718,664	684,809	484,419	385,565	523,280	522,022	583,149	420,481	393,252	505,889	741,333	6,649,463	10%	11%	11%	11%	10%	13%	12%	13%	12%	10%	10%	
Off-Peak	4,762,447	4,154,481	3,567,880	2,687,807	2,419,310	2,310,657	2,534,909	2,618,739	2,142,689	2,413,583	3,161,517	4,021,367	36,795,385	66%	62%	59%	61%	64%	57%	60%	58%	60%	63%	64%	
Total	7,174,910	6,660,444	6,011,223	4,382,348	3,750,936	4,038,721	4,244,650	4,518,674	3,587,133	3,813,833	4,976,806	6,619,349	59,779,028												
A & A-TOU																									
On-Peak	101,513,942	103,350,037	108,685,210	85,130,839	75,010,493	103,049,302	100,219,063	114,327,654	86,357,272	80,539,131	92,436,277	119,317,729	1,169,936,949	26%	29%	31%	29%	27%	30%	29%	27%	28%	30%	29%	
Shoulder	39,294,594	40,595,977	41,410,043	33,249,707	29,797,236	44,594,720	43,593,652	50,586,286	34,978,661	30,891,649	34,920,726	46,410,558	470,313,800	10%	11%	12%	11%	11%	13%	12%	13%	12%	10%	11%	
Off-Peak	254,583,960	217,563,712	199,722,555	171,759,705	176,824,619	190,898,248	205,222,376	220,400,662	174,633,112	183,713,360	202,620,375	235,184,165	2,433,026,849	64%	60%	57%	59%	63%	56%	59%	57%	59%	62%	61%	
Total	395,382,496	361,509,727	349,817,808	290,140,251	281,632,348	338,542,270	349,035,090	385,314,602	295,969,045	295,144,141	329,877,378	400,912,452	4,073,277,598												
A-LM																									
On-Peak	8,725	10,345	8,845	3,728	1,692	825	490	677	853	1,877	5,483	7,641	50,982	5%	7%	7%	5%	5%	7%	5%	8%	8%	6%	7%	
Shoulder	3,063	3,486	2,787	1,290	528	286	178	316	280	689	2,025	2,807	17,735	2%	2%	2%	2%	2%	2%	4%	3%	2%	2%	2%	
Off-Peak	148,729	142,310	119,348	64,345	28,905	10,726	9,111	7,139	7,401	27,343	76,030	116,961	758,347	93%	91%	91%	93%	93%	91%	93%	88%	89%	91%	91%	
Total	160,617	156,141	130,980	69,363	31,125	11,837	9,780	8,132	8,334	29,909	83,537	127,409	827,064												
SGS																									
On-Peak	15,853,827	16,182,909	18,049,113	14,649,588	14,159,353	18,674,722	18,441,178	20,611,486	16,686,219	14,599,518	15,256,745	18,774,105	201,938,763	27%	29%	32%	31%	29%	32%	31%	32%	31%	29%	29%	
Shoulder	16,067,633	14,267,341	13,903,432	7,380,498	7,380,675	9,974,724	9,844,363	11,130,572	8,784,416	7,388,200	7,341,095	15,474,022	128,936,971	27%	26%	25%	15%	15%	17%	16%	17%	16%	15%	14%	
Off-Peak	27,457,965	25,227,307	24,546,305	25,872,522	27,720,736	28,816,357	32,163,732	33,025,082	26,395,364	28,597,648	29,677,949	27,238,761	338,739,727	46%	45%	43%	54%	56%	50%	53%	51%	53%	57%	57%	
Total	59,379,425	55,677,556	56,498,850	47,902,607	49,260,765	57,465,803	60,449,273	64,767,140	53,866,000	50,585,366	52,275,789	61,486,887	669,615,461												

A-TOU, A-LM, & Super Saver

The daily periods for weekdays (Monday through Friday, excluding holidays) shall be as follows:

On-Peak	7:00 a.m. to 12:00 p.m. and 4:00 p.m. to 8:00 p.m.
Shoulder	12:00 p.m. to 4:00 p.m.
Off-Peak	8:00 p.m. to 7:00 a.m.

All Saturdays, Sundays and holidays year round shall be designated as all off-peak.

SGS-TOU

The daily periods for weekdays (Monday through Friday, excluding holidays) shall be as follows:

On-Peak:	7:00 a.m. to 12:00 p.m. and 4:00 p.m. to 8:00 p.m.
Shoulder:	12:00 p.m. to 4:00 p.m.
Off-Peak:	8:00 p.m. to 7:00 a.m.

Saturdays, Sundays and holidays during December through March shall be treated as consisting of two shoulder periods, from 7:00 a.m. to 12:00 p.m. and from 4:00 p.m. to 8:00 p.m., with the remainder to be designated as off-peak. Saturdays, Sundays and holidays during April through November shall be designated as all off-peak.

https://berdrolaus-my.sharepoint.com/personal/luann_coughlin_avangrid_com/Documents/U410766/Desktop/f4.xlsxA-LM Bill Impacts RY3 WinOPT Q:IP&A:RRR:2021 Rate Case/Forecasts/CY2021 Hourly Usage Combined into Current TOU Hours.xlsx\$Summary

**Stipulation
 Attachment 16
 Docket No. 2022-00152**

Central Maine Power Company
 Monthly Units -Projections from Sales and Load Forecasting

	Jan-23	Feb-23	Mar-23	Apr-23	May-23	Jun-23	Jul-22	Aug-22	Sep-22	Oct-22	Nov-22	Dec-22	Total
RATES A & R													
Minimum Charge	577,459	577,811	578,087	578,223	578,142	578,533	578,981	574,938	575,379	575,925	576,548	577,157	6,927,183
kWh 50 or less	28,499,033	27,946,952	26,084,051	28,726,684	27,888,203	27,756,933	27,250,526	28,958,249	26,581,540	28,379,356	26,982,324	27,131,104	332,184,955
kWh Charge for kWh > 50	379,751,520	358,332,892	333,502,948	298,819,238	253,524,886	276,031,807	330,999,860	324,337,280	308,994,335	260,535,069	266,212,826	342,374,662	3,733,417,322
Total kWh	408,250,554	386,279,844	359,586,999	327,545,922	281,413,089	303,788,741	358,250,386	353,295,529	335,575,874	288,914,425	293,195,150	369,505,766	4,065,602,277
A & R-TOU													
Service Charge	4,945	4,938	4,931	4,924	4,833	4,826	4,780	4,769	4,771	4,771	4,781	4,777	58,046
kWh-On Peak	1,791,019	1,801,632	1,655,651	1,368,059	1,019,978	957,537	1,131,746	1,153,965	1,075,361	926,646	1,069,332	1,509,627	15,460,553
kWh-Shoulder	715,974	715,983	641,108	524,253	404,781	401,810	494,738	520,971	465,493	367,250	408,675	590,366	6,251,402
kWh-Off Peak	4,323,164	4,182,936	3,788,564	2,974,483	2,247,636	2,149,327	2,324,815	2,355,380	2,222,426	2,016,143	2,361,119	3,482,637	34,428,631
Total kWh	6,830,157	6,700,550	6,085,324	4,866,795	3,672,395	3,508,674	3,951,298	4,030,316	3,763,280	3,310,040	3,839,127	5,582,629	56,140,586
A-LM													
Service Charge	164	165	165	164	164	163	161	162	162	162	161	161	1,954
kWh-On Peak	8,645	14,477	7,421	4,686	1,662	1,530	551	554	585	996	2,634	6,623	50,384
kWh-Shoulder	10,042	10,737	10,666	4,785	1,455	1,807	631	637	796	1,077	2,302	7,043	51,980
kWh-Off Peak	131,469	160,518	147,902	83,955	9,398	44,937	7,444	6,766	5,648	13,502	46,366	93,267	751,173
Total kWh	150,155	185,731	165,990	93,426	12,515	48,275	8,626	7,957	7,030	15,575	51,303	106,934	853,517
A-TOU-OPTS SUPER SAVER													
Service Charge	210	210	211	210	207	206	205	205	206	206	206	206	2,488
kWh-On Peak	90,168	84,657	77,960	58,632	41,438	32,658	39,266	41,561	39,689	39,288	45,264	68,626	659,207
kWh-Shoulder	-	-	-	-	-	-	-	-	-	-	-	-	-
kWh-Off Peak	358,984	341,432	313,709	234,251	154,510	116,069	121,041	120,811	117,085	130,603	158,517	258,616	2,425,629
Total kWh	449,153	426,089	391,669	292,883	195,948	148,727	160,307	162,372	156,774	169,892	203,781	327,243	3,084,836
Residential All Hours (Rate A, A-TOU, Super Saver)													
Minimum Charge	582,613	582,959	583,229	583,357	583,182	583,566	583,966	579,911	580,355	580,902	581,535	582,140	6,987,716
kWh 50 or less	29,007,185	28,462,557	26,553,885	29,179,202	28,271,558	28,091,107	27,563,278	29,301,907	26,892,054	28,721,181	27,354,387	27,565,038	336,963,339
kWh Charge for kWh > 50	386,522,678	364,943,926	339,510,107	303,526,398	257,009,874	279,355,035	334,798,713	328,186,309	312,603,875	263,673,175	269,883,671	347,850,600	3,787,864,361
Total kWh	415,529,863	393,406,483	366,063,991	332,705,600	285,281,432	307,446,142	362,361,991	357,488,216	339,495,929	292,394,356	297,238,058	375,415,638	4,124,827,699
Residential TOU (Rate A, A-TOU, Super Saver)													
Service Charge	582,613	582,959	583,229	583,357	583,182	583,566	583,966	579,911	580,355	580,902	581,535	582,140	6,987,716
kWh-On Peak	106,686,755	112,468,826	113,732,752	97,620,054	75,982,397	93,583,913	104,045,639	106,071,217	99,057,461	79,788,768	83,290,281	111,729,484	1,184,057,547
kWh-Shoulder	41,286,396	44,177,845	43,333,202	38,127,643	30,183,316	40,498,560	45,258,150	46,933,081	40,122,821	30,603,840	31,465,537	43,458,987	475,449,378
kWh-Off Peak	267,556,713	236,759,812	208,998,038	196,957,903	179,115,719	173,363,668	213,058,202	204,483,918	200,315,647	182,001,749	182,482,240	220,227,167	2,465,320,776
Total kWh	415,529,864	393,406,483	366,063,992	332,705,600	285,281,432	307,446,141	362,361,991	357,488,216	339,495,929	292,394,357	297,238,058	375,415,638	4,124,827,701
	1	(0)	1	(0)	0	(1)	0	(0)	0	1	0	(0)	2
SGS (0 - 20 kW)													
Service Charge - Single Phase	52,829	52,941	52,981	53,089	53,190	53,298	52,238	52,337	52,423	52,491	52,587	52,693	633,097
Service Charge - Three Phase	9,624	9,632	9,709	9,719	9,737	9,745	9,532	9,551	9,582	9,631	9,654	9,688	115,784
Total kWh	62,124,089	57,039,659	47,040,350	57,757,173	43,668,106	43,030,787	64,877,297	58,425,229	61,587,637	51,858,481	50,152,392	56,606,546	654,167,747
SGS-TOU													
Service Charge - Single Phase	466	462	463	461	460	461	450	449	449	448	447	444	5,460
Service Charge - Three Phase	57	57	57	57	57	55	54	54	53	54	54	54	662
kWh-On Peak	434,487	411,728	350,936	483,776	387,940	370,520	524,250	464,076	486,847	426,737	390,896	402,856	5,135,049
kWh-Shoulder	387,906	339,161	278,054	290,635	178,277	173,545	244,562	217,681	227,249	196,326	175,036	243,547	2,951,979
kWh-Off Peak	959,390	851,294	692,065	1,028,172	885,708	856,696	1,185,184	988,683	1,094,550	988,858	940,701	919,274	11,390,573
Total kWh	1,781,783	1,602,182	1,321,054	1,802,583	1,451,926	1,400,761	1,953,996	1,670,439	1,808,645	1,611,921	1,506,633	1,565,677	19,477,601
SGS All Hours (SGS & SGS-TOU)													
Service Charge - Single Phase	53,295	53,404	53,443	53,550	53,649	53,759	52,688	52,786	52,873	52,939	53,034	53,137	638,558
Service Charge - Three Phase	9,680	9,689	9,766	9,776	9,793	9,801	9,586	9,605	9,635	9,685	9,708	9,722	116,446
Total kWh	63,905,872	58,641,841	48,361,405	59,559,756	45,120,032	44,431,548	66,831,293	60,095,668	63,396,282	53,470,402	51,659,025	58,172,223	673,645,348
SGS-TOU (SGS & SGS-TOU)													
Service Charge - Single Phase	53,295	53,404	53,443	53,550	53,649	53,759	52,688	52,786	52,873	52,939	53,034	53,137	638,558
Service Charge - Three Phase	9,680	9,689	9,766	9,776	9,793	9,801	9,586	9,605	9,635	9,685	9,708	9,722	116,446
kWh-On Peak	17,062,352	17,044,491	15,449,526	18,214,580	12,969,154	14,438,967	20,388,132	19,124,838	19,638,441	15,432,172	15,076,742	17,762,021	202,601,416

kWh-Shoulder	17,292,456	15,026,937	11,900,942	9,176,549	6,760,275	7,712,281	10,883,696	10,327,755	10,338,605	7,809,572	7,254,482	14,639,841	129,123,391
kWh-Off Peak	29,551,064	26,570,414	21,010,937	32,168,627	25,390,602	22,280,300	35,559,465	30,643,076	33,419,236	30,228,658	29,327,801	25,770,361	341,920,541
Total kWh	63,905,872	58,641,842	48,361,405	59,559,756	45,120,031	44,431,548	66,831,293	60,095,669	63,396,282	53,470,402	51,659,025	58,172,223	673,645,348

**Stipulation
Attachment 16
Docket No. 2022-00152**

Central Maine Power Company
Monthly Units -Projections from Sales and L

	Jan-24	Feb-24	Mar-24	Apr-24	May-24	Jun-24	Jul-24	Aug-23	Sep-23	Oct-23	Nov-23	Dec-23	Total
RATES A & R													
Minimum Charge	582,148	582,505	582,788	582,931	582,857	583,254	583,708	579,518	579,991	580,544	581,255	581,854	6,983,352
kWh 50 or less	28,691,595	28,085,137	25,996,998	28,657,517	27,747,409	27,833,110	27,648,768	29,295,240	26,596,579	28,564,333	27,343,124	27,048,845	333,508,654
kWh Charge for kWh > 50	385,435,396	364,070,644	337,510,983	303,342,484	258,049,995	282,353,147	341,574,154	333,545,508	313,884,588	266,031,424	272,304,330	343,802,169	3,801,904,823
Total kWh	414,126,991	392,155,781	363,507,981	332,000,001	285,797,404	310,186,256	369,222,922	362,840,748	340,481,167	294,595,757	299,647,454	370,851,014	4,135,413,477
A & R-TOU													
Service Charge	4,985	4,978	4,971	4,964	4,872	4,865	4,859	4,807	4,809	4,809	4,820	4,816	58,556
kWh-On Peak	1,803,121	1,810,540	1,650,126	1,364,765	1,014,828	960,165	1,156,892	1,167,394	1,075,969	932,686	1,083,631	1,505,050	15,525,166
kWh-Shoulder	720,811	719,523	638,968	522,991	402,738	402,912	505,730	527,034	465,756	369,644	414,140	588,576	6,278,824
kWh-Off Peak	4,352,375	4,203,619	3,775,920	2,967,321	2,236,289	2,155,226	2,376,469	2,382,790	2,223,684	2,029,285	2,392,692	3,472,078	34,567,746
Total kWh	6,876,307	6,733,681	6,065,015	4,855,077	3,653,855	3,518,303	4,039,090	4,077,217	3,765,409	3,331,615	3,890,463	5,565,703	56,371,736
A-LM													
Service Charge	165	166	166	165	165	164	164	164	164	164	163	163	1,971
kWh-On Peak	8,703	14,548	7,397	4,675	1,653	1,534	564	560	586	1,002	2,669	6,603	50,494
kWh-Shoulder	10,110	10,790	10,631	4,773	1,448	1,812	645	645	797	1,084	2,333	7,022	52,090
kWh-Off Peak	132,357	161,312	147,409	83,753	9,351	45,061	7,610	6,845	5,651	13,590	46,986	92,984	752,908
Total kWh	151,170	186,650	165,436	93,201	12,452	48,407	8,818	8,050	7,034	15,676	51,989	106,610	855,492
A-TOU-OPTS SUPER SAVER													
Service Charge	211	212	213	212	209	208	208	206	207	207	207	207	2,509
kWh-On Peak	90,777	85,075	77,700	58,491	41,229	32,748	40,138	42,045	39,712	39,544	45,869	68,418	661,746
kWh-Shoulder	-	-	-	-	-	-	-	-	-	-	-	-	-
kWh-Off Peak	361,410	343,120	312,662	233,687	153,730	116,388	123,730	122,217	117,151	131,455	160,637	257,832	2,434,018
Total kWh	452,187	428,196	390,362	292,177	194,958	149,135	163,868	164,261	156,863	170,999	206,506	326,251	3,095,764
Residential All Hours (Rate A, A-TOU, Super Saver)													
Minimum Charge	587,344	587,695	587,972	588,107	587,939	588,328	588,775	584,531	585,007	585,560	586,282	586,877	7,044,417
kWh 50 or less	29,199,328	28,598,051	26,458,667	29,101,816	28,121,081	28,162,190	27,963,501	29,637,691	26,902,966	28,903,951	27,718,977	27,478,587	338,244,806
kWh Charge for kWh > 50	392,256,157	370,719,607	343,504,690	308,045,439	261,525,136	285,691,505	345,462,380	337,444,535	317,500,473	269,194,420	276,027,446	349,264,380	3,856,636,168
Total kWh	421,455,485	399,317,659	369,963,357	337,147,255	289,846,217	313,853,695	373,425,881	367,082,226	344,403,440	298,098,371	303,744,423	376,742,968	4,194,880,977
Residential TOU (Rate A, A-TOU, Super Saver)													
Service Charge	587,344	587,695	587,972	588,107	587,939	588,328	588,775	584,531	585,007	585,560	586,282	586,877	7,044,417
kWh-On Peak	108,208,150	114,158,740	114,944,249	98,923,292	77,144,922	95,534,316	107,222,433	108,917,880	100,489,365	81,345,283	85,113,456	112,124,518	1,204,126,604
kWh-Shoulder	41,875,157	44,841,644	43,794,793	38,636,651	30,645,119	41,342,600	46,640,004	48,192,637	40,702,807	31,200,858	32,154,299	43,612,642	483,639,211
kWh-Off Peak	271,372,178	240,317,274	211,224,315	199,587,313	181,856,176	176,976,779	219,563,444	209,971,709	203,211,267	185,552,230	186,476,669	221,005,808	2,507,115,162
Total kWh	421,455,485	399,317,659	369,963,357	337,147,255	289,846,217	313,853,695	373,425,881	367,082,226	344,403,440	298,098,371	303,744,423	376,742,968	4,194,880,977
	0	(1)	(0)	1	(0)	0	0	0	(1)	0	1	0	0
SGS (0 - 20 kW)													
Service Charge - Single Phase	54,005	54,118	54,156	54,265	54,365	54,474	54,590	53,513	53,600	53,667	53,762	53,868	648,385
Service Charge - Three Phase	9,838	9,846	9,824	9,834	9,852	9,960	9,962	9,766	9,797	9,847	9,870	9,883	118,580
Total kWh	62,227,790	57,100,362	47,045,575	57,737,040	43,621,981	42,988,810	65,007,573	58,541,324	61,687,103	51,952,660	50,260,390	56,716,858	654,887,467
SGS-TOU													
Service Charge - Single Phase	477	472	473	471	470	471	470	459	460	458	457	454	5,592
Service Charge - Three Phase	58	58	58	58	58	57	57	55	54	55	55	55	678
kWh-On Peak	435,212	412,166	350,975	483,608	387,530	370,158	525,303	464,998	487,633	427,512	391,738	403,641	5,140,474
kWh-Shoulder	388,553	339,522	278,085	290,534	178,089	173,376	245,053	218,113	227,616	196,683	175,413	244,022	2,955,058
kWh-Off Peak	960,991	852,200	692,141	1,027,813	884,773	855,860	1,187,564	990,647	1,096,317	990,654	942,727	921,066	11,402,753
Total kWh	1,784,757	1,603,887	1,321,201	1,801,955	1,450,392	1,399,394	1,957,920	1,673,758	1,811,566	1,614,848	1,509,877	1,568,729	19,498,286
SGS All Hours (SGS & SGS-TOU)													
Service Charge - Single Phase	54,482	54,591	54,629	54,736	54,835	54,945	55,061	53,972	54,059	54,125	54,219	54,322	653,977
Service Charge - Three Phase	9,896	9,904	9,882	9,892	10,010	10,017	10,018	9,821	9,851	9,902	9,925	9,939	119,257
Total kWh	64,012,547	58,704,250	48,366,777	59,538,995	45,072,373	44,388,204	66,965,494	60,215,082	63,498,669	53,567,509	51,770,268	58,285,587	674,385,753
SGS-TOU (SGS & SGS-TOU)													
Service Charge - Single Phase	54,482	54,591	54,629	54,736	54,835	54,945	55,061	53,972	54,059	54,125	54,219	54,322	653,977
Service Charge - Three Phase	9,896	9,904	9,882	9,892	10,010	10,017	10,018	9,821	9,851	9,902	9,925	9,939	119,257
kWh-On Peak	17,090,833	17,062,630	15,451,242	18,208,231	12,955,455	14,424,881	20,429,073	19,162,310	19,670,158	15,460,198	15,109,208	17,796,635	202,821,384

kWh-Shoulder	17,321,322	15,042,929	11,902,264	9,173,351	6,753,134	7,704,758	10,905,551	10,348,277	10,355,303	7,823,754	7,270,104	14,668,371	129,269,118
kWh-Off Peak	29,600,393	26,598,691	21,013,271	32,157,413	25,363,783	22,258,565	35,630,870	30,703,965	33,473,209	30,283,556	29,390,955	25,820,581	342,295,252
Total kWh	64,012,548	58,704,250	48,366,777	59,538,995	45,072,372	44,388,204	66,965,494	60,215,082	63,498,670	53,567,508	51,770,267	58,285,587	674,385,754

**Stipulation
Attachment 16
Docket No. 2022-00152**

Central Maine Power Company
Monthly Units -Projections from Sales and L

	Jan-25	Feb-25	Mar-25	Apr-25	May-25	Jun-25	Jul-25	Aug-24	Sep-24	Oct-24	Nov-24	Dec-24	Total
RATES A & R													
Minimum Charge	586,904	587,262	587,544	587,687	587,615	588,012	588,465	584,250	584,728	585,286	586,001	586,603	7,040,358
kWh 50 or less	29,242,062	28,508,301	26,134,774	28,695,491	27,724,126	28,167,165	28,338,288	29,898,639	27,017,964	28,825,886	27,637,389	27,305,946	337,496,031
kWh Charge for kWh > 50	395,589,836	372,930,901	343,515,713	307,903,415	262,214,212	289,576,137	353,673,227	345,645,547	323,362,675	272,131,131	277,666,794	349,391,486	3,893,601,074
Total kWh	424,831,898	401,439,201	369,650,487	336,598,906	289,938,338	317,743,302	382,011,516	375,544,186	350,380,639	300,957,017	305,304,183	376,697,432	4,231,097,106

A & R-TOU													
Service Charge	5,026	5,019	5,011	5,005	4,912	4,905	4,899	4,846	4,849	4,849	4,859	4,855	59,034
kWh-On Peak	1,837,715	1,837,819	1,658,871	1,366,573	1,013,977	971,689	1,185,743	1,191,439	1,093,016	941,226	1,095,293	1,519,355	15,712,717
kWh-Shoulder	734,641	730,364	642,355	523,684	402,400	407,748	518,342	537,889	473,136	373,029	418,597	594,170	6,356,355
kWh-Off Peak	4,435,878	4,266,955	3,795,932	2,971,253	2,234,412	2,181,093	2,435,734	2,431,868	2,258,915	2,047,866	2,418,442	3,505,080	34,983,429
Total kWh	7,008,233	6,835,139	6,097,158	4,861,510	3,650,789	3,560,530	4,139,820	4,161,196	3,825,067	3,362,121	3,932,332	5,618,606	57,052,501

A-LM													
Service Charge	166	167	167	166	166	165	165	165	165	165	164	164	1,987
kWh-On Peak	8,870	14,767	7,436	4,681	1,652	1,553	578	572	595	1,012	2,698	6,666	51,078
kWh-Shoulder	10,304	10,953	10,687	4,780	1,447	1,834	661	658	810	1,094	2,358	7,089	52,674
kWh-Off Peak	134,896	163,742	148,190	83,864	9,343	45,602	7,800	6,986	5,741	13,714	47,492	93,868	761,237
Total kWh	154,070	189,462	166,313	93,325	12,442	48,988	9,038	8,216	7,145	15,820	52,548	107,623	864,989

A-TOU-OPTS SUPER SAVER													
Service Charge	213	214	215	214	211	210	210	208	209	209	209	209	2,530
kWh-On Peak	92,519	86,357	78,111	58,568	41,194	33,141	41,139	42,911	40,341	39,906	46,363	69,069	669,619
kWh-Shoulder	-	-	-	-	-	-	-	-	-	-	-	-	-
kWh-Off Peak	368,344	348,290	314,319	233,996	153,601	117,785	126,816	124,734	119,007	132,658	162,366	260,283	2,462,199
Total kWh	460,863	434,647	392,430	292,565	194,795	150,925	167,955	167,645	159,348	172,565	208,728	329,352	3,131,818

Residential All Hours (Rate A, A-TOU, Super Saver)													
Minimum Charge	592,143	592,495	592,771	592,906	592,738	593,127	593,574	589,304	589,786	590,343	591,069	591,668	7,101,922
kWh 50 or less	29,756,175	29,024,566	26,593,696	29,134,882	28,091,843	28,496,177	28,657,847	30,243,276	27,325,204	29,164,441	28,012,255	27,737,100	342,237,362
kWh Charge for kWh > 50	402,544,819	379,684,421	349,546,478	312,618,099	265,692,078	292,958,581	357,661,444	349,629,751	327,039,850	275,327,262	281,432,989	354,908,289	3,949,044,061
Total kWh	432,300,994	408,708,987	376,140,074	341,752,981	293,783,921	321,454,758	386,319,290	379,873,027	354,365,054	304,491,703	309,445,243	382,645,389	4,291,281,424

Residential TOU (Rate A, A-TOU, Super Saver)													
Service Charge	592,143	592,495	592,771	592,906	592,738	593,127	593,574	589,304	589,786	590,343	591,069	591,668	7,101,922
kWh-On Peak	110,992,721	116,843,576	116,863,299	100,274,670	78,246,966	97,848,013	110,924,541	112,713,070	103,395,946	83,089,900	86,710,906	113,881,170	1,231,784,778
kWh-Shoulder	42,952,750	45,896,250	44,525,968	39,164,461	31,082,895	42,343,855	48,250,360	49,871,886	41,880,106	31,870,024	32,757,786	44,295,920	494,892,261
kWh-Off Peak	278,355,524	245,969,162	214,750,807	202,313,849	184,454,060	181,262,889	227,144,390	217,288,071	209,089,002	189,531,779	189,976,552	224,468,300	2,564,604,385
Total kWh	432,300,995	408,708,988	376,140,074	341,752,989	293,783,921	321,454,757	386,319,291	379,873,027	354,365,054	304,491,703	309,445,244	382,645,390	4,291,281,424
	432,300,994	408,708,987	376,140,074	341,752,981	293,783,921	321,454,758	386,319,290	379,873,027	354,365,054	304,491,703	309,445,243	382,645,389	4,291,281,424
	1	1	(0)	(1)	(0)	(1)	1	(0)	(0)	(0)	1	1	(0)

SGS (0 - 20 kW)													
Service Charge - Single Phase	55,182	55,295	55,332	55,441	55,541	55,650	55,767	54,690	54,776	54,842	54,938	55,044	662,497
Service Charge - Three Phase	10,052	10,060	10,140	10,149	10,167	10,175	10,176	9,980	10,012	10,063	10,085	10,099	121,160
Total kWh	62,189,902	57,031,518	46,961,148	57,635,198	43,532,055	42,904,828	64,897,407	58,477,720	61,627,888	51,909,212	50,234,636	56,678,002	654,079,515

SGS-TOU													
Service Charge - Single Phase	487	483	483	482	480	481	480	469	470	468	467	464	5,714
Service Charge - Three Phase	59	59	59	59	59	58	58	57	55	56	56	56	693
kWh-On Peak	434,947	411,669	350,345	482,755	386,731	369,435	524,413	464,492	487,165	427,154	391,537	403,364	5,134,009
kWh-Shoulder	388,317	339,112	277,585	290,021	177,722	173,037	244,638	217,876	227,397	196,519	175,323	243,855	2,951,403
kWh-Off Peak	960,406	851,172	690,899	1,026,000	882,949	854,188	1,185,551	989,571	1,095,265	989,825	942,243	920,435	11,388,506
Total kWh	1,783,671	1,601,954	1,318,830	1,798,776	1,447,402	1,396,661	1,954,602	1,671,939	1,809,827	1,613,498	1,509,104	1,567,654	19,473,918

SGS All Hours (SGS & SGS-TOU)													
Service Charge - Single Phase	55,669	55,778	55,815	55,922	56,021	56,131	56,247	55,159	55,245	55,310	55,405	55,508	668,211
Service Charge - Three Phase	10,112	10,119	10,199	10,208	10,226	10,233	10,234	10,037	10,067	10,119	10,142	10,155	121,853
Total kWh	63,973,573	58,633,472	48,279,979	59,433,974	44,979,457	44,301,489	66,852,009	60,149,660	63,437,715	53,522,710	51,743,740	58,245,656	673,553,432

SGS-TOU (SGS & SGS-TOU)													
Service Charge - Single Phase	55,669	55,778	55,815	55,922	56,021	56,131	56,247	55,159	55,245	55,310	55,405	55,508	668,211
Service Charge - Three Phase	10,112	10,119	10,199	10,208	10,226	10,233	10,234	10,037	10,067	10,119	10,142	10,155	121,853
kWh-On Peak	17,080,427	17,042,058	15,423,514	18,176,114	12,928,748	14,396,701	20,394,452	19,114,000	19,651,276	15,447,269	15,101,466	17,784,443	202,568,488

kWh-Shoulder	17,310,775	15,024,792	11,880,904	9,157,170	6,739,213	7,689,706	10,887,070	10,337,034	10,345,362	7,817,211	7,266,379	14,658,322	129,113,938
kWh-Off Peak	29,582,370	26,566,621	20,975,561	32,100,691	25,311,496	22,215,082	35,570,487	30,670,606	33,441,077	30,258,230	29,375,895	25,802,891	341,871,007
Total kWh	63,973,572	58,633,471	48,279,979	59,433,975	44,979,457	44,301,489	66,852,009	60,149,660	63,437,715	53,522,710	51,743,740	58,245,656	673,553,433

**Stipulation
Attachment 16
Docket No. 2022-00152**

Central Maine Power Company
Monthly Units - Projections from Sales and L

	Jan-26	Feb-26	Mar-26	Apr-26	May-26	Jun-26	Jul-26	Aug-25	Sep-25	Oct-25	Nov-25	Dec-25	Total	Jan 2024-Dec 2024	Jan 2025-Dec 2025
RATES A & R															
Minimum Charge	591,645	591,999	592,278	592,418	592,341	592,734	593,184	589,007	589,483	590,038	590,750	591,349	7,097,227	7,007,059	7,064,117
kWh 50 or less	30,419,604	29,536,644	26,915,057	29,451,735	28,527,149	29,315,987	29,763,731	30,846,897	27,793,132	29,363,516	28,111,833	27,800,161	347,845,446	335,346,358	340,725,745
kWh Charge for kWh > 50	412,396,860	387,416,039	355,021,764	317,183,593	270,868,272	302,021,313	371,738,974	359,571,898	335,005,915	279,048,185	283,560,950	356,677,131	4,030,510,893	3,840,534,436	3,939,267,520
Total kWh	442,816,464	416,952,683	381,936,821	346,635,328	299,395,420	331,337,300	401,502,704	390,418,795	362,799,048	308,411,701	311,672,782	384,477,292	4,378,356,339	4,175,880,794	4,279,993,265
A & R-TOU															
Service Charge	5,066	5,059	5,052	5,045	4,952	4,944	4,938	4,885	4,888	4,888	4,899	4,895	59,511	58,753	59,231
kWh-On Peak	1,911,717	1,904,113	1,708,399	1,402,588	1,043,346	1,011,320	1,245,387	1,229,226	1,124,376	958,781	1,114,096	1,546,854	16,200,203	15,600,766	15,845,721
kWh-Shoulder	764,224	756,710	661,533	537,485	414,055	424,379	544,415	554,949	486,710	379,986	425,783	604,924	6,555,153	6,310,495	6,411,886
kWh-Off Peak	4,614,505	4,420,872	3,909,263	3,049,558	2,299,132	2,270,051	2,558,254	2,508,997	2,323,725	2,086,061	2,459,958	3,968,519	36,068,895	34,729,389	35,268,518
Total kWh	7,290,446	7,081,694	6,279,195	4,989,631	3,756,533	3,705,750	4,348,056	4,293,172	3,934,811	3,424,828	3,999,837	5,720,298	58,824,252	56,640,651	57,526,125
A-LM															
Service Charge	168	169	169	168	168	167	167	166	166	166	165	165	2,003	1,978	1,994
kWh-On Peak	9,227	15,300	7,658	4,804	1,700	1,616	607	590	612	1,030	2,744	6,787	52,675	50,615	51,299
kWh-Shoulder	10,719	11,348	11,006	4,906	1,489	1,909	694	679	833	1,114	2,399	7,217	54,312	52,218	52,907
kWh-Off Peak	140,328	169,649	152,614	86,074	9,614	47,461	8,192	7,207	5,906	13,970	48,307	95,567	784,889	754,652	764,393
Total kWh	160,274	196,296	171,278	95,784	12,802	50,986	9,492	8,476	7,350	16,115	53,450	109,571	891,876	857,485	868,599
A-TOU-OPTS SUPER SAVER															
Service Charge	215	216	217	216	213	212	211	210	211	211	211	211	2,550	2,518	2,538
kWh-On Peak	96,245	89,472	80,444	60,112	42,387	34,492	43,209	44,272	41,498	40,651	47,158	70,319	690,258	664,747	674,928
kWh-Shoulder	-	-	-	-	-	-	-	-	-	-	-	-	-	-	-
kWh-Off Peak	383,177	360,853	323,703	240,163	158,050	122,588	133,195	128,690	122,422	135,132	165,153	264,994	2,538,121	2,443,775	2,479,542
Total kWh	479,421	450,326	404,147	300,275	200,437	157,081	176,403	172,961	163,920	175,783	212,312	335,313	3,228,379	3,108,522	3,154,469
Residential All Hours (Rate A, A-TOU, Super Saver)															
Minimum Charge	596,926	597,274	597,547	597,678	597,505	597,890	598,333	594,102	594,581	595,137	595,859	596,455	7,159,288	7,068,329	7,125,886
kWh 50 or less	30,953,361	30,070,207	27,386,032	29,901,190	28,904,179	29,657,762	30,099,133	31,199,765	28,107,126	29,706,326	28,491,754	28,238,020	352,714,855	340,086,910	345,498,077
kWh Charge for kWh > 50	419,632,970	394,414,496	361,234,131	322,024,044	274,448,212	305,542,369	375,928,031	363,685,163	338,790,653	282,305,986	287,393,177	362,294,882	4,087,694,114	3,895,543,055	3,995,175,781
Total kWh	450,586,332	424,484,703	388,620,163	351,925,234	303,352,391	335,200,131	406,027,164	394,884,928	366,897,779	312,012,312	315,884,931	390,532,903	4,440,408,970	4,235,629,967	4,340,673,859
Residential TOU (Rate A, A-TOU, Super Saver)															
Service Charge	596,926	597,274	597,547	597,678	597,505	597,890	598,333	594,102	594,581	595,137	595,859	596,455	7,159,288	7,068,329	7,125,886
kWh-On Peak	115,687,457	121,353,609	120,740,749	103,259,339	80,795,451	102,031,984	116,583,297	117,167,289	107,052,720	85,142,129	88,515,397	116,228,615	1,274,558,036	1,215,927,094	1,246,099,936
kWh-Shoulder	44,769,552	47,667,795	46,003,312	40,330,189	32,095,258	44,154,474	50,711,826	51,842,733	43,361,267	32,657,179	33,439,490	45,208,997	512,242,072	488,451,690	500,726,205
kWh-Off Peak	290,129,322	255,463,300	221,876,102	208,335,707	190,461,682	189,013,672	238,732,040	225,874,906	216,483,792	194,213,004	193,930,045	229,095,291	2,653,608,863	2,531,251,183	2,593,847,719
Total kWh	450,586,331	424,484,703	388,620,163	351,925,235	303,352,391	335,200,130	406,027,163	394,884,928	366,897,779	312,012,312	315,884,932	390,532,903	4,440,408,971	4,235,629,967	4,340,673,860
	450,586,332	424,484,703	388,620,163	351,925,234	303,352,391	335,200,131	406,027,164	394,884,928	366,897,779	312,012,312	315,884,931	390,532,903	4,440,408,970	4,235,629,967	4,340,673,859
	(1)	1	0	1	0	(1)	(1)	(0)	(0)	0	1	0	1	0	1
SGS (0 - 20 kW)															
Service Charge - Single Phase	56,358	56,472	56,507	56,616	56,717	56,826	56,943	55,866	55,952	56,018	56,113	56,220	676,608		
Service Charge - Three Phase	10,267	10,274	10,355	10,365	10,383	10,390	10,391	10,195	10,227	10,278	10,301	10,315	123,741		
Total kWh	62,570,679	57,395,732	47,275,413	58,010,843	43,834,092	43,186,190	65,301,351	58,358,271	61,515,118	51,820,424	50,160,385	56,604,665	656,033,163		
SGS-TOU															
Service Charge - Single Phase	498	493	493	492	490	491	491	479	480	478	477	474	5,836		
Service Charge - Three Phase	61	60	60	60	60	59	59	58	57	58	58	58	707		
kWh-On Peak	437,611	414,298	352,690	485,901	389,415	371,858	527,677	463,544	486,274	426,424	390,959	402,842	5,149,491		
kWh-Shoulder	390,694	341,278	279,443	291,911	178,955	174,172	246,161	217,431	226,981	196,182	175,064	243,539	2,961,812		
kWh-Off Peak	966,287	856,608	695,523	1,032,687	889,075	859,790	1,192,931	987,549	1,093,261	988,132	940,851	919,244	11,421,937		
Total kWh	1,794,592	1,612,184	1,327,656	1,810,500	1,457,445	1,405,820	1,966,768	1,668,524	1,806,516	1,610,738	1,506,873	1,565,625	19,533,240		
SGS All Hours (SGS & SGS-TOU)															
Service Charge - Single Phase	56,856	56,965	57,001	57,108	57,207	57,317	57,434	56,345	56,432	56,496	56,590	56,693	682,444		
Service Charge - Three Phase	10,327	10,335	10,416	10,425	10,443	10,449	10,450	10,253	10,284	10,336	10,359	10,372	124,449		
Total kWh	64,365,271	59,007,916	48,603,069	59,821,343	45,291,537	44,592,010	67,268,119	60,026,795	63,321,633	53,431,162	51,667,258	58,170,290	675,566,403		
SGS-TOU (SGS & SGS-TOU)															
Service Charge - Single Phase	56,856	56,965	57,001	57,108	57,207	57,317	57,434	56,345	56,432	56,496	56,590	56,693	682,444		
Service Charge - Three Phase	10,327	10,335	10,416	10,425	10,443	10,449	10,450	10,253	10,284	10,336	10,359	10,372	124,449		
kWh-On Peak	17,185,007	17,150,892	15,526,728	18,294,579	13,018,451	14,491,112	20,521,394	19,182,805	19,615,317	15,420,847	15,079,145	17,761,431	203,167,823		

kWh-Shoulder	17,416,766	15,120,743	11,960,411	9,216,853	6,785,971	7,740,134	10,954,835	10,315,919	10,326,432	7,803,840	7,255,639	14,639,355	129,536,898
kWh-Off Peak	29,763,497	26,736,281	21,115,930	32,309,911	25,487,114	22,360,764	35,791,890	30,607,957	33,379,885	30,206,474	29,332,475	25,769,504	342,861,682
Total kWh	64,365,270	59,007,916	48,603,069	59,821,343	45,291,536	44,592,010	67,268,119	60,026,796	63,321,634	53,431,161	51,667,259	58,170,290	675,566,403

**Stipulation
 Attachment 16
 Docket No. 2022-00152**

Central Maine Power Company
 Monthly Units - Projections from Sales and Load Forecasting

	Jan-23	Feb-23	Mar-23	Apr-23	May-23	Jun-23	Jul-22	Aug-22	Sep-22	Oct-22	Nov-22	Dec-22	Total
RATES A & R													
Minimum Charge	577,459	577,811	578,087	578,223	578,142	578,533	574,277	574,938	575,379	575,925	576,548	577,157	6,922,478
kWh 50 or less	28,499,033	27,946,952	26,084,051	28,726,684	27,888,203	27,756,933	27,250,526	28,958,249	26,581,540	28,379,356	26,982,324	27,131,104	332,184,955
kWh Charge for kWh > 50	379,751,520	358,332,892	333,502,948	298,819,238	253,524,886	276,031,807	330,999,860	324,337,280	308,994,335	260,535,069	266,212,826	342,374,662	3,733,417,322
Total kWh	408,250,554	386,279,844	359,586,999	327,545,922	281,413,089	303,788,741	358,250,386	353,295,529	335,575,874	288,914,425	293,195,150	369,505,766	4,065,602,277
A & R-TOU													
Service Charge	4,945	4,938	4,931	4,924	4,833	4,826	4,780	4,769	4,771	4,771	4,781	4,777	58,046
kWh-On Peak	1,791,019	1,801,632	1,655,651	1,368,059	1,019,978	957,537	1,131,746	1,153,965	1,075,361	926,646	1,069,332	1,509,627	15,460,553
kWh-Shoulder	715,974	715,983	641,108	524,253	404,781	401,810	494,738	520,971	465,493	367,250	408,675	590,366	6,251,402
kWh-Off Peak	4,323,164	4,182,936	3,788,564	2,974,483	2,247,636	2,149,327	2,324,815	2,355,380	2,222,426	2,016,143	2,361,119	3,482,637	34,428,631
Total kWh	6,830,157	6,700,550	6,085,324	4,866,795	3,672,395	3,508,674	3,951,298	4,030,316	3,763,280	3,310,040	3,839,127	5,582,629	56,140,588
A-LM													
Service Charge	164	165	165	164	164	163	161	162	162	162	161	161	1,954
kWh-On Peak	8,645	14,477	7,421	4,686	1,662	1,530	551	554	585	996	2,634	6,623	50,364
kWh-Shoulder	10,042	10,737	10,666	4,785	1,455	1,807	631	637	796	1,077	2,302	7,043	51,980
kWh-Off Peak	131,469	160,518	147,902	83,955	9,398	44,937	7,444	6,766	5,648	13,502	46,366	93,267	751,173
Total kWh	150,155	185,731	165,990	93,426	12,515	48,275	8,626	7,957	7,030	15,575	51,303	106,934	853,517
A-TOU-OPTS SUPER SAVER													
Service Charge	210	210	211	210	207	206	205	205	206	206	206	206	2,488
kWh-On Peak	90,168	84,657	77,960	58,632	41,438	32,658	39,266	41,561	39,689	39,288	45,264	68,626	659,207
kWh-Shoulder	-	-	-	-	-	-	-	-	-	-	-	-	-
kWh-Off Peak	358,984	341,432	313,709	234,251	154,510	116,069	121,041	120,811	117,085	130,603	158,517	258,616	2,425,629
Total kWh	449,153	426,089	391,669	292,883	195,948	148,727	160,307	162,372	156,774	169,892	203,781	327,243	3,084,836
Residential All Hours (Rate A, A-TOU, Super Saver)													
Minimum Charge	582,613	582,959	583,229	583,357	583,182	583,566	579,262	579,911	580,355	580,902	581,535	582,140	6,983,012
kWh 50 or less	29,007,185	28,462,557	26,553,885	29,179,202	28,271,558	28,091,107	27,563,278	29,301,907	26,892,054	28,721,181	27,354,387	27,565,038	336,983,339
kWh Charge for kWh > 50	386,522,678	364,943,926	339,510,107	303,526,398	257,009,874	279,355,035	334,798,713	328,186,309	312,603,875	263,673,175	269,883,671	347,850,600	3,787,864,361
Total kWh	415,529,863	393,406,483	366,063,991	332,705,600	285,281,432	307,446,142	362,361,991	357,488,216	339,495,929	292,394,356	297,238,058	375,415,638	4,124,827,699
Residential TOU (Rate A, A-TOU, Super Saver)													
Service Charge	582,613	582,959	583,229	583,357	583,182	583,566	579,262	579,911	580,355	580,902	581,535	582,140	6,983,012
kWh-On Peak	55,971,049	55,618,519	56,250,875	50,567,483	38,346,458	47,130,284	52,891,535	55,152,944	51,071,295	40,718,563	42,242,366	56,157,093	602,118,464
kWh-Shoulder	-	-	-	-	-	-	-	-	-	-	-	-	-
kWh-Off Peak	359,558,815	337,787,964	309,813,116	282,138,117	246,934,974	260,315,858	309,470,456	302,335,272	288,424,634	251,675,793	254,995,692	319,258,545	3,522,709,236
Total kWh	415,529,864	393,406,483	366,063,991	332,705,600	285,281,432	307,446,142	362,361,991	357,488,216	339,495,929	292,394,356	297,238,058	375,415,638	4,124,827,700
	415,529,863	393,406,483	366,063,991	332,705,600	285,281,432	307,446,142	362,361,991	357,488,216	339,495,929	292,394,356	297,238,058	375,415,638	4,124,827,699
	1	(0)	(0)	(0)	0	0	0	(0)	0	(0)	0	(0)	1
A-LM													
Service Charge	164	165	165	164	164	163	161	162	162	162	161	161	1,954
kWh-On Peak	16,616	21,036	20,574	12,589	1,647	9,226	1,628	1,671	1,360	2,363	6,515	13,607	108,832
kWh-Shoulder	-	-	-	-	-	-	-	-	-	-	-	-	-
kWh-Off Peak	133,539	164,695	145,416	80,837	10,868	39,048	6,998	6,287	5,669	13,212	44,787	93,326	744,682
Total kWh	150,155	185,731	165,990	93,426	12,515	48,274	8,626	7,958	7,029	15,575	51,302	106,933	853,514
	150,155	185,731	165,990	93,426	12,515	48,275	8,626	7,957	7,030	15,575	51,303	106,934	853,517
	(0)	(0)	(0)	(0)	(0)	(1)	(0)	1	(1)	0	(1)	(1)	(3)
SGS (0 - 20 kW)													
Service Charge - Single Phase	52,829	52,941	52,981	53,089	53,190	53,298	52,238	52,337	52,423	52,491	52,587	52,693	633,097
Service Charge - Three Phase	9,624	9,632	9,709	9,719	9,737	9,745	9,532	9,551	9,562	9,631	9,654	9,668	115,784
Total kWh	62,124,089	57,039,659	47,040,350	57,757,173	43,668,106	43,030,787	64,877,297	58,425,229	61,587,637	51,858,481	50,152,392	56,606,546	654,167,747
SGS-TOU													
Service Charge - Single Phase	466	462	463	461	460	461	450	449	449	448	447	444	5,460
Service Charge - Three Phase	57	57	57	57	57	55	54	54	53	54	54	54	662
kWh-On Peak	434,487	411,728	350,936	483,776	387,940	370,520	524,250	464,076	486,847	426,737	390,896	402,856	5,135,049
kWh-Shoulder	387,906	339,161	278,054	290,635	178,277	173,545	244,562	217,681	227,249	196,326	175,306	243,547	2,951,979
kWh-Off Peak	959,390	851,294	692,065	1,028,172	885,708	856,696	1,185,184	988,683	1,094,550	988,858	940,701	919,274	11,390,573
Total kWh	1,781,783	1,602,182	1,321,054	1,802,583	1,451,926	1,400,761	1,953,996	1,670,439	1,808,645	1,611,921	1,506,633	1,565,677	19,477,601
SGS All Hours (SGS & SGS-TOU)													
Service Charge - Single Phase	53,295	53,404	53,443	53,550	53,649	53,759	52,688	52,786	52,873	52,939	53,034	53,137	638,558
Service Charge - Three Phase	9,680	9,689	9,766	9,776	9,793	9,801	9,586	9,605	9,635	9,685	9,708	9,722	116,446
Total kWh	63,905,872	58,641,841	48,361,405	59,559,756	45,120,032	44,431,548	66,831,293	60,095,668	63,396,282	53,470,402	51,659,025	58,172,223	673,645,348
SGS-TOU (SGS & SGS-TOU)													
Service Charge - Single Phase	53,295	53,404	53,443	53,550	53,649	53,759	52,688	52,786	52,873	52,939	53,034	53,137	638,558
Service Charge - Three Phase	9,680	9,689	9,766	9,776	9,793	9,801	9,586	9,605	9,635	9,685	9,708	9,722	116,446
kWh-On Peak	6,835,435	6,585,483	5,781,719	7,004,136	4,840,681	5,488,475	7,897,152	1,174,632,435	7,532,008	5,849,578	5,760,680	6,888,647	77,957,237

kWh-Shoulder	-	-	-	-	-	-	-	-	-	-	-	-	-
kWh-Off Peak	57,070,437	52,056,358	42,579,686	52,555,619	40,279,351	38,943,073	58,934,141	52,602,425	55,864,274	47,620,825	45,898,345	51,283,576	595,688,110
Total kWh	63,905,872	58,641,841	48,361,405	59,559,755	45,120,032	44,431,548	66,831,293	60,095,668	63,396,282	53,470,403	51,659,025	58,172,223	673,645,347

**Stipulation
Attachment 16
Docket No. 2022-00152**

Central Maine Power Company
Monthly Units - Projections from Sales and Load

	Jan-24	Feb-24	Mar-24	Apr-24	May-24	Jun-24	Jul-24	Aug-23	Sep-23	Oct-23	Nov-23	Dec-23	Total
RATES A & R													
Minimum Charge	582,148	582,505	582,788	582,931	582,857	583,254	583,708	579,518	579,991	580,544	581,255	581,854	6,983,352
kWh 50 or less	28,691,595	28,085,137	25,996,998	28,657,517	27,747,409	27,833,110	27,648,768	29,295,240	26,596,579	28,564,333	27,343,124	27,048,845	333,508,654
kWh Charge for kWh > 50	385,435,396	364,070,644	337,510,983	303,342,484	258,049,995	282,353,147	341,574,154	333,545,508	313,884,588	266,031,424	272,304,330	343,802,169	3,801,904,823
Total kWh	414,126,991	392,155,781	363,507,981	332,000,001	285,797,404	310,186,256	369,222,922	362,840,748	340,481,167	294,695,757	299,647,454	370,851,014	4,135,413,477
A & R-TOU													
Service Charge	4,985	4,978	4,971	4,964	4,872	4,865	4,859	4,807	4,809	4,809	4,820	4,816	58,556
kWh-On Peak	1,803,121	1,810,540	1,650,126	1,364,765	1,014,828	960,165	1,156,892	1,167,394	1,075,969	932,686	1,083,631	1,505,050	15,525,166
kWh-Shoulder	720,811	719,523	638,968	522,991	402,738	402,912	505,730	527,034	465,756	369,644	414,140	588,576	6,278,824
kWh-Off Peak	4,352,375	4,203,619	3,775,920	2,967,321	2,236,289	2,155,226	2,376,469	2,382,790	2,223,684	2,029,285	2,392,692	3,472,078	34,567,746
Total kWh	6,876,307	6,733,681	6,065,015	4,855,077	3,653,855	3,518,303	4,039,090	4,077,217	3,765,409	3,331,615	3,890,463	5,565,703	56,371,736
A-LM													
Service Charge	165	166	166	165	165	164	164	164	164	164	163	163	1,971
kWh-On Peak	8,703	14,548	7,397	4,675	1,653	1,534	564	560	586	1,002	2,669	6,603	50,494
kWh-Shoulder	10,110	10,790	10,631	4,773	1,448	1,812	645	645	797	1,084	2,333	7,022	52,090
kWh-Off Peak	132,357	161,312	147,409	83,753	9,351	45,061	7,610	6,845	5,651	13,590	46,986	92,984	752,908
Total kWh	151,170	186,650	165,436	93,201	12,452	48,407	8,818	8,050	7,034	15,676	51,989	106,610	855,492
A-TOU-OPTS SUPER SAVER													
Service Charge	211	212	213	212	209	208	208	206	207	207	207	207	2,509
kWh-On Peak	90,777	85,075	77,700	58,491	41,229	32,748	40,138	42,045	39,712	39,544	45,869	68,418	661,746
kWh-Shoulder	-	-	-	-	-	-	-	-	-	-	-	-	-
kWh-Off Peak	361,410	343,120	312,662	233,687	153,730	116,388	123,730	122,217	117,151	131,455	160,637	257,832	2,434,018
Total kWh	452,187	428,196	390,362	292,177	194,958	149,135	163,868	164,261	156,863	170,999	206,506	326,251	3,095,764
Residential All Hours (Rate A, A-TOU, Super Saver)													
Minimum Charge	587,344	587,695	587,972	588,107	587,939	588,328	588,775	584,531	585,007	585,560	586,282	586,877	7,044,417
kWh 50 or less	29,199,328	28,598,051	26,458,667	29,101,816	28,121,081	28,162,190	27,963,501	29,637,691	26,902,966	28,903,951	27,719,977	27,478,587	338,244,806
kWh Charge for kWh > 50	392,256,157	370,719,607	343,504,890	308,045,439	261,525,136	285,691,505	345,482,380	337,444,535	317,500,473	269,194,420	276,027,446	349,264,380	3,856,636,168
Total kWh	421,455,485	399,317,659	369,963,357	337,147,255	289,646,217	313,853,695	373,425,881	367,082,226	344,403,440	298,098,371	303,744,423	376,742,968	4,194,880,977
Residential TOU (Rate A, A-TOU, Super Saver)													
Service Charge	587,344	587,695	587,972	588,107	587,939	588,328	588,775	584,531	585,007	585,560	586,282	586,877	7,044,417
kWh-On Peak	56,769,218	56,454,221	56,850,068	51,242,564	38,933,156	48,112,537	54,506,456	56,633,099	51,809,545	41,512,899	43,167,026	56,355,644	612,346,433
kWh-Shoulder	-	-	-	-	-	-	-	-	-	-	-	-	-
kWh-Off Peak	364,686,267	342,863,437	313,113,289	285,904,691	250,713,062	265,741,158	318,919,425	310,449,127	292,593,894	256,585,472	260,577,397	320,387,324	3,582,534,543
Total kWh	421,455,485	399,317,659	369,963,357	337,147,255	289,646,217	313,853,695	373,425,881	367,082,226	344,403,440	298,098,371	303,744,423	376,742,968	4,194,880,977
	0	(1)	(0)	(0)	1	0	0	0	(1)	0	(0)	0	(1)
A-LM													
Service Charge	165	166	166	165	165	164	164	164	164	164	163	163	1,971
kWh-On Peak	16,728	21,140	20,505	12,559	1,639	9,252	1,664	1,690	1,361	2,378	6,602	13,566	109,084
kWh-Shoulder	-	-	-	-	-	-	-	-	-	-	-	-	-
kWh-Off Peak	134,441	165,510	144,931	80,643	10,813	39,156	7,154	6,360	5,673	13,298	45,386	93,043	746,408
Total kWh	151,169	186,650	165,436	93,202	12,452	48,408	8,818	8,050	7,034	15,676	51,988	106,609	855,492
	151,170	186,650	165,436	93,201	12,452	48,407	8,818	8,050	7,034	15,676	51,989	106,610	855,492
	(1)	0	(0)	1	(0)	1	0	0	0	(0)	(1)	(1)	0
SGS (0 - 20 kW)													
Service Charge - Single Phase	54,005	54,118	54,156	54,265	54,365	54,474	54,590	53,513	53,600	53,667	53,762	53,868	648,385
Service Charge - Three Phase	9,836	9,846	9,924	9,934	9,952	9,960	9,962	9,766	9,797	9,847	9,870	9,883	119,590
Total kWh	62,227,790	57,100,362	47,045,575	57,737,040	43,621,981	42,988,810	65,007,573	58,541,324	61,687,103	51,952,660	50,260,390	56,716,858	654,887,467
SGS-TOU													
Service Charge - Single Phase	477	472	473	471	470	471	470	459	460	458	457	454	5,592
Service Charge - Three Phase	58	58	58	58	58	57	57	55	54	55	55	55	678
kWh-On Peak	435,212	412,166	350,975	483,608	387,530	370,158	525,303	464,998	487,633	427,512	391,738	403,641	5,140,474
kWh-Shoulder	388,553	339,522	278,085	290,534	178,089	173,376	245,053	218,113	227,616	196,683	175,413	244,022	2,955,058
kWh-Off Peak	960,991	852,200	692,141	1,027,813	884,773	855,860	1,187,564	990,647	1,096,317	990,654	942,727	921,066	11,402,753
Total kWh	1,784,757	1,603,887	1,321,201	1,801,955	1,450,392	1,399,394	1,957,920	1,673,758	1,811,566	1,614,848	1,509,877	1,568,729	19,498,286
SGS All Hours (SGS & SGS-TOU)													
Service Charge - Single Phase	54,482	54,591	54,629	54,736	54,835	54,945	55,061	53,972	54,059	54,125	54,219	54,322	653,977
Service Charge - Three Phase	9,896	9,904	9,982	9,992	10,010	10,017	10,018	9,821	9,851	9,902	9,925	9,939	119,257
Total kWh	64,012,547	58,704,250	48,366,777	59,538,995	45,072,373	44,388,204	66,965,494	60,215,082	63,498,669	53,567,509	51,770,268	58,285,587	674,385,753
SGS-TOU (SGS & SGS-TOU)													
Service Charge - Single Phase	54,482	54,591	54,629	54,736	54,835	54,945	55,061	53,972	54,059	54,125	54,219	54,322	653,977
Service Charge - Three Phase	9,896	9,904	9,982	9,992	10,010	10,017	10,018	9,821	9,851	9,902	9,925	9,939	119,257
kWh-On Peak	6,846,846	6,592,492	5,782,361	7,001,695	4,835,568	5,463,121	7,913,010	Int of 508192	7,544,173	5,860,201	5,773,085	6,902,071	78,042,755

kWh-Shoulder	-	-	-	-	-	-	-	-	-	-	-	-	
kWh-Off Peak	57,165,702	52,111,758	42,584,415	52,537,300	40,236,805	38,905,084	59,052,484	52,706,950	55,954,496	47,707,308	45,997,182	51,383,515	596,342,999
Total kWh	64,012,548	58,704,250	48,366,776	59,538,995	45,072,373	44,388,205	66,965,494	60,215,082	63,498,669	53,567,509	51,770,267	58,285,586	674,385,754

**Stipulation
Attachment 16
Docket No. 2022-00152**

Central Maine Power Company
Monthly Units -Projections from Sales and Load

	Jan-25	Feb-25	Mar-25	Apr-25	May-25	Jun-25	Jul-25	Aug-24	Sep-24	Oct-24	Nov-24	Dec-24	Total
RATES A & R													
Minimum Charge	596,904	587,262	587,544	587,687	587,615	588,012	588,465	584,250	584,728	585,286	586,001	586,603	7,040,358
kWh 50 or less	29,242,062	28,508,301	26,134,774	28,695,491	27,724,126	28,167,165	28,338,288	29,898,639	27,017,964	28,825,886	27,637,389	27,305,946	337,496,031
kWh Charge for kWh > 50	395,589,836	372,930,901	343,515,713	307,903,415	262,214,212	289,576,137	353,673,227	345,645,547	323,362,675	272,131,131	277,666,794	349,391,486	3,893,601,074
Total kWh	424,831,898	401,439,201	369,650,487	336,598,906	289,938,338	317,743,302	382,011,516	375,544,186	350,380,639	300,957,017	305,304,183	376,697,432	4,231,097,106
A & R-TOU													
Service Charge	5,026	5,019	5,011	5,005	4,912	4,905	4,899	4,846	4,849	4,849	4,859	4,855	59,034
kWh-On Peak	1,837,715	1,837,819	1,658,871	1,366,573	1,013,977	971,689	1,185,743	1,191,439	1,093,016	941,226	1,095,293	1,519,355	15,712,717
kWh-Shoulder	734,641	730,364	642,355	523,684	402,400	407,748	518,342	537,889	473,136	373,029	418,597	594,170	6,356,355
kWh-Off Peak	4,435,878	4,266,955	3,795,932	2,971,253	2,234,412	2,181,093	2,435,734	2,431,868	2,258,915	2,047,866	2,418,442	3,505,080	34,983,429
Total kWh	7,008,233	6,835,139	6,097,158	4,861,510	3,650,789	3,560,530	4,139,820	4,161,196	3,825,067	3,362,121	3,932,332	5,618,606	57,052,501
A-LM													
Service Charge	166	167	167	166	166	165	165	165	165	165	164	164	1,987
kWh-On Peak	8,870	14,767	7,436	4,681	1,652	1,553	578	572	595	1,012	2,698	6,666	51,078
kWh-Shoulder	10,304	10,953	10,687	4,780	1,447	1,834	661	658	810	1,094	2,358	7,089	52,674
kWh-Off Peak	134,896	163,742	148,190	83,864	9,343	45,602	7,800	6,986	5,741	13,714	47,492	93,868	761,237
Total kWh	154,070	189,462	166,313	93,325	12,442	48,988	9,038	8,216	7,145	15,820	52,548	107,623	864,989
A-TOU-OPTS SUPER SAVER													
Service Charge	213	214	215	214	211	210	210	208	209	209	209	209	2,530
kWh-On Peak	92,519	86,357	78,111	58,568	41,194	33,141	41,139	42,911	40,341	39,906	46,363	69,069	669,619
kWh-Shoulder	-	-	-	-	-	-	-	-	-	-	-	-	-
kWh-Off Peak	368,344	348,290	314,319	233,996	153,601	117,785	126,816	124,734	119,007	132,658	162,366	260,283	2,462,199
Total kWh	460,863	434,647	392,430	292,565	194,795	150,925	167,955	167,645	159,348	172,565	208,728	329,352	3,131,818
Residential All Hours (Rate A, A-TOU, Super Saver)													
Minimum Charge	592,143	592,495	592,771	592,906	592,738	593,127	593,574	589,304	589,786	590,343	591,069	591,668	7,101,922
kWh 50 or less	29,756,175	29,024,566	26,593,596	29,134,882	28,091,843	28,496,177	28,657,847	30,243,276	27,325,204	29,164,441	28,012,255	27,737,100	342,237,362
kWh Charge for kWh > 50	402,544,819	379,684,421	349,546,421	312,618,099	265,692,078	292,958,581	357,661,444	349,629,751	327,039,850	275,327,262	281,432,989	354,908,289	3,949,044,061
Total kWh	432,300,994	408,708,987	376,140,074	341,752,981	293,783,921	321,454,758	386,319,290	379,873,027	354,365,054	304,491,703	309,445,243	382,645,389	4,291,281,424
Residential TOU (Rate A, A-TOU, Super Saver)													
Service Charge	592,143	592,495	592,771	592,906	592,738	593,127	593,574	589,304	589,786	590,343	591,069	591,668	7,101,922
kWh-On Peak	58,230,087	57,781,937	57,799,207	51,942,583	39,489,330	49,277,750	56,388,420	58,606,451	53,308,098	42,403,228	43,977,206	57,238,566	626,442,863
kWh-Shoulder	-	-	-	-	-	-	-	-	-	-	-	-	-
kWh-Off Peak	374,070,907	350,927,051	318,340,867	289,810,398	254,294,591	272,177,008	329,930,870	321,266,576	301,056,956	262,088,475	265,468,038	325,406,823	3,664,838,560
Total kWh	432,300,994	408,708,988	376,140,074	341,752,981	293,783,921	321,454,758	386,319,290	379,873,027	354,365,054	304,491,703	309,445,244	382,645,389	4,291,281,423
	432,300,994	408,708,987	376,140,074	341,752,981	293,783,921	321,454,758	386,319,290	379,873,027	354,365,054	304,491,703	309,445,243	382,645,389	4,291,281,424
	(0)	1	(0)	0	(0)	0	(0)	(0)	(0)	(0)	1	(0)	(1)
A-LM													
Service Charge	166	167	167	166	166	165	165	165	165	165	164	164	1,987
kWh-On Peak	17,049	21,459	20,614	12,575	1,638	9,363	1,706	1,725	1,383	2,400	6,674	13,695	110,281
kWh-Shoulder	-	-	-	-	-	-	-	-	-	-	-	-	-
kWh-Off Peak	137,021	168,003	145,699	80,750	10,804	39,625	7,332	6,491	5,762	13,420	45,875	93,928	754,710
Total kWh	154,070	189,462	166,313	93,325	12,442	48,988	9,038	8,216	7,145	15,820	52,549	107,623	864,991
	154,070	189,462	166,313	93,325	12,442	48,988	9,038	8,216	7,145	15,820	52,548	107,623	864,989
	(0)	(0)	0	0	0	(0)	0	0	(0)	0	1	0	2
SGS (0 - 20 kW)													
Service Charge - Single Phase	55,182	55,295	55,332	55,441	55,541	55,650	55,767	54,690	54,776	54,842	54,938	55,044	662,497
Service Charge - Three Phase	10,052	10,060	10,140	10,149	10,167	10,175	10,176	9,980	10,012	10,063	10,085	10,099	121,160
Total kWh	62,189,902	57,031,518	46,961,148	57,635,198	43,532,055	42,904,828	64,897,407	58,477,720	61,627,888	51,909,212	50,234,636	56,678,002	654,079,515
SGS-TOU													
Service Charge - Single Phase	487	483	483	482	480	481	480	469	470	468	467	464	5,714
Service Charge - Three Phase	59	59	59	59	59	58	58	57	55	56	56	56	693
kWh-On Peak	434,947	411,669	350,345	482,755	386,731	369,435	524,413	464,492	487,165	427,154	391,537	403,364	5,134,009
kWh-Shoulder	388,317	339,112	277,585	209,021	177,722	173,037	244,638	217,876	227,397	196,519	175,323	243,855	2,951,403
kWh-Off Peak	960,406	851,172	690,899	1,026,000	882,949	854,188	1,185,551	989,571	1,095,265	989,825	942,243	920,435	11,388,506
Total kWh	1,783,671	1,601,954	1,318,830	1,798,776	1,447,402	1,396,661	1,954,602	1,671,939	1,809,827	1,613,498	1,509,104	1,567,654	19,473,918
SGS All Hours (SGS & SGS-TOU)													
Service Charge - Single Phase	55,669	55,778	55,815	55,922	56,021	56,131	56,247	55,159	55,245	55,310	55,405	55,508	668,211
Service Charge - Three Phase	10,112	10,119	10,199	10,208	10,226	10,233	10,234	10,037	10,067	10,119	10,142	10,155	121,853
Total kWh	63,973,573	58,633,472	48,279,979	59,433,974	44,979,457	44,301,489	66,852,009	60,149,660	63,437,715	53,522,710	51,743,740	58,245,656	673,553,432
SGS-TOU (SGS & SGS-TOU)													
Service Charge - Single Phase	55,669	55,778	55,815	55,922	56,021	56,131	56,247	55,159	55,245	55,310	55,405	55,508	668,211
Service Charge - Three Phase	10,112	10,119	10,199	10,208	10,226	10,233	10,234	10,037	10,067	10,119	10,142	10,155	121,853
kWh-On Peak	6,842,677	6,584,543	5,771,984	6,989,345	4,825,600	5,472,409	7,899,600	7,499,975	7,536,931	5,855,300	5,770,127	6,897,343	77,945,834

kWh-Shoulder	-	-	-	-	-	-	-	-	-	-	-	-
kWh-Off Peak	57,130,896	52,048,928	42,507,994	52,444,630	40,153,858	38,829,080	58,952,409	52,649,685	55,900,784	47,667,410	45,973,613	51,348,313
Total kWh	63,973,573	58,633,471	48,279,978	59,433,975	44,979,458	44,301,489	66,852,009	60,149,660	63,437,715	53,522,710	51,743,740	58,245,656
	595,607,600	673,553,434										

**Stipulation
 Attachment 16
 Docket No. 2022-00152**

Central Maine Power Company
 Monthly Units -Projections from Sales and Load

	Jan-26	Feb-26	Mar-26	Apr-26	May-26	Jun-26	Jul-26	Aug-25	Sep-25	Oct-25	Nov-25	Dec-25	Total	Jan 2024-Dec 2024	Jan 2025-Dec 2025
RATES A & R															
Minimum Charge	591,645	591,999	592,278	592,418	592,341	592,734	593,184	589,007	589,483	590,038	590,750	591,349	7,097,227	7,007,059	7,064,117
kWh 50 or less	30,419,604	29,536,644	26,915,057	29,451,735	28,527,149	29,315,987	29,763,731	30,846,897	27,793,132	29,363,516	28,111,833	27,800,161	347,845,446	335,346,358	340,725,745
kWh Charge for kWh > 50	412,396,860	387,416,039	355,021,764	317,183,593	270,868,272	302,021,313	371,738,974	359,571,898	335,005,915	279,048,185	283,560,950	356,677,131	4,030,510,893	3,840,534,436	3,939,267,520
Total kWh	442,816,464	416,952,683	381,936,821	346,635,328	299,395,420	331,337,300	401,502,704	390,418,795	362,799,048	308,411,701	311,672,782	384,477,292	4,378,356,339	4,175,880,794	4,279,993,265
A & R-TOU															
Service Charge	5,066	5,059	5,052	5,045	4,952	4,944	4,938	4,885	4,888	4,888	4,899	4,895	59,511	58,753	59,231
kWh-On Peak	1,911,717	1,904,113	1,708,399	1,402,588	1,043,346	1,011,320	1,245,387	1,229,226	1,124,376	958,781	1,114,096	1,546,854	16,200,203	15,600,766	15,845,721
kWh-Shoulder	764,224	756,710	661,533	537,485	414,055	424,379	544,415	554,949	486,710	379,986	425,783	604,924	6,555,153	6,310,495	6,411,886
kWh-Off Peak	4,614,505	4,420,872	3,909,263	3,049,558	2,299,132	2,270,051	2,558,254	2,508,997	2,323,725	2,086,061	2,459,958	3,568,519	36,068,895	34,729,389	35,268,518
Total kWh	7,290,446	7,081,694	6,279,195	4,989,631	3,756,533	3,705,750	4,348,056	4,293,172	3,934,811	3,424,828	3,999,837	5,720,298	58,824,252	56,640,651	57,526,125
A-LM															
Service Charge	168	169	169	168	168	167	167	166	166	166	165	165	2,003	1,978	1,994
kWh-On Peak	9,227	15,300	7,658	4,804	1,700	1,616	607	590	612	1,030	2,744	6,787	52,675	50,615	51,299
kWh-Shoulder	10,719	11,348	11,006	4,906	1,489	1,909	694	679	833	1,114	2,399	7,217	54,312	52,218	52,907
kWh-Off Peak	140,328	169,649	152,614	86,074	9,614	47,461	8,192	7,207	5,906	13,970	48,307	95,567	784,889	754,652	764,393
Total kWh	160,274	196,296	171,278	95,784	12,802	50,986	9,492	8,476	7,350	16,115	53,450	109,571	891,876	857,485	868,599
A-TOU-OPTS SUPER SAVER															
Service Charge	215	216	217	216	213	212	211	210	211	211	211	211	2,550	2,518	2,538
kWh-On Peak	96,245	89,472	80,444	60,112	42,387	34,492	43,209	44,272	41,498	40,651	47,158	70,319	690,258	664,747	674,928
kWh-Shoulder	-	-	-	-	-	-	-	-	-	-	-	-	-	-	-
kWh-Off Peak	383,177	360,853	323,703	240,163	158,050	122,588	133,195	128,690	122,422	135,132	165,153	264,994	2,538,121	2,443,775	2,479,542
Total kWh	479,421	450,326	404,147	300,275	200,437	157,081	176,403	172,961	163,920	175,783	212,312	335,313	3,228,379	3,108,522	3,154,469
Residential All Hours (Rate A, A-TOU, Super Saver)															
Minimum Charge	596,926	597,274	597,547	597,678	597,505	597,890	598,333	594,102	594,581	595,137	595,859	596,455	7,159,288	7,068,329	7,125,886
kWh 50 or less	30,953,361	30,070,207	27,386,032	29,901,190	28,904,179	29,857,762	30,099,133	31,199,765	28,107,126	29,706,326	28,491,754	28,238,020	352,714,855	340,086,910	345,498,077
kWh Charge for kWh > 50	419,632,970	394,414,496	361,234,131	322,024,044	274,448,212	305,542,369	375,928,031	363,685,163	338,790,653	282,305,986	287,393,177	362,294,882	4,087,694,114	3,895,543,055	3,995,175,781
Total kWh	450,586,332	424,484,703	388,620,163	351,925,234	303,352,391	335,200,131	406,027,164	394,884,928	366,897,779	312,012,312	315,884,931	390,532,903	4,440,408,970	4,235,629,967	4,340,673,859
Residential TOU (Rate A, A-TOU, Super Saver)															
Service Charge	596,926	597,274	597,547	597,678	597,505	597,890	598,333	594,102	594,581	595,137	595,859	596,455	7,159,288	7,068,329	7,125,886
kWh-On Peak	60,693,086	60,012,256	59,716,948	53,488,650	40,775,488	51,384,861	59,265,046	60,922,473	55,193,430	43,450,541	44,892,390	58,418,431	648,213,600	618,401,769	633,786,579
kWh-Shoulder	-	-	-	-	-	-	-	-	-	-	-	-	-	-	-
kWh-Off Peak	389,893,246	364,472,448	328,903,215	298,436,584	262,576,903	283,815,270	346,762,118	333,962,455	311,704,349	268,561,770	270,992,541	332,114,471	3,792,195,370	3,617,228,197	3,706,887,278
Total kWh	450,586,332	424,484,703	388,620,163	351,925,234	303,352,391	335,200,131	406,027,164	394,884,928	366,897,779	312,012,312	315,884,931	390,532,903	4,440,408,970	4,235,629,967	4,340,673,859
	0	1	0	(0)	0	0	0	(0)	(0)	(1)	0	(1)	0	(1)	(2)
A-LM															
Service Charge	168	169	169	168	168	167	167	166	166	166	165	165	2,003	1,978	1,994
kWh-On Peak	17,736	22,233	21,229	12,907	1,685	9,744	1,791	1,780	1,422	2,444	6,788	13,943	113,702	109,364	110,781
kWh-Shoulder	-	-	-	-	-	-	-	-	-	-	-	-	-	-	-
kWh-Off Peak	142,538	174,064	150,049	82,878	11,117	41,242	7,701	6,697	5,928	13,670	46,662	95,628	778,174	748,124	757,819
Total kWh	160,274	196,297	171,278	95,785	12,802	50,986	9,492	8,477	7,350	16,114	53,450	109,571	891,876	857,488	868,600
	160,274	196,296	171,278	95,784	12,802	50,986	9,492	8,476	7,350	16,115	53,450	109,571	891,876	857,485	868,599
	(0)	1	(0)	1	(0)	(0)	(0)	1	(0)	(1)	(0)	0	0	3	1
SGS (0 - 20 kW)															
Service Charge - Single Phase	56,358	56,472	56,507	56,616	56,717	56,826	56,943	55,866	55,952	56,018	56,113	56,220	676,608	676,608	676,608
Service Charge - Three Phase	10,267	10,274	10,355	10,365	10,383	10,390	10,391	10,195	10,227	10,278	10,301	10,315	123,741	123,741	123,741
Total kWh	62,570,679	57,395,732	47,275,413	58,010,843	43,834,092	43,186,190	65,301,351	58,358,271	61,515,118	51,820,424	50,160,385	56,604,665	656,033,163	656,033,163	656,033,163
SGS-TOU															
Service Charge - Single Phase	498	493	493	492	490	491	491	479	480	478	477	474	5,836	5,836	5,836
Service Charge - Three Phase	61	60	60	60	60	59	59	58	57	58	58	58	707	707	707
kWh-On Peak	437,611	414,298	352,690	485,901	389,415	371,858	527,677	463,544	486,274	426,424	390,959	402,842	5,149,491	5,149,491	5,149,491
kWh-Shoulder	390,694	341,278	279,443	291,911	178,955	174,172	246,161	217,431	226,981	196,182	175,064	243,539	2,961,812	2,961,812	2,961,812
kWh-Off Peak	966,287	856,608	695,523	1,032,687	889,075	859,790	1,192,931	987,549	1,093,261	988,132	940,851	919,244	11,421,937	11,421,937	11,421,937
Total kWh	1,794,592	1,612,184	1,327,656	1,810,500	1,457,445	1,405,820	1,966,768	1,668,524	1,806,516	1,610,738	1,506,873	1,565,625	19,533,240	19,533,240	19,533,240
SGS All Hours (SGS & SGS-TOU)															
Service Charge - Single Phase	56,856	56,965	57,001	57,108	57,207	57,317	57,434	56,345	56,432	56,496	56,590	56,693	682,444	682,444	682,444
Service Charge - Three Phase	10,327	10,335	10,416	10,425	10,443	10,449	10,450	10,253	10,284	10,336	10,359	10,372	124,449	124,449	124,449
Total kWh	64,365,271	59,007,916	48,603,069	59,821,343	45,291,537	44,592,010	67,268,119	60,028,795	63,321,633	53,431,162	51,667,258	58,170,290	675,566,403	675,566,403	675,566,403
SGS-TOU (SGS & SGS-TOU)															
Service Charge - Single Phase	56,856	56,965	57,001	57,108	57,207	57,317	57,434	56,345	56,432	56,496	56,590	56,693	682,444	682,444	682,444
Service Charge - Three Phase	10,327	10,335	10,416	10,425	10,443	10,449	10,450	10,253	10,284	10,336	10,359	10,372	124,449	124,449	124,449
kWh-On Peak	6,884,573	6,626,593	5,810,611	7,034,899	4,859,081	5,508,296	7,948,770	7,448,656	7,523,140	5,845,285	5,761,598	6,888,418	78,175,919	78,175,919	78,175,919

kWh-Shoulder	-	-	-	-	-	-	-	-	-	-	-	-	-
kWh-Off Peak	57,480,697	52,381,322	42,792,459	52,786,444	40,432,456	39,083,714	59,319,349	52,542,140	55,798,494	47,585,877	45,905,660	51,281,872	597,390,484
Total kWh	64,365,270	59,007,915	48,603,070	59,821,343	45,291,537	44,592,010	67,268,119	60,026,795	63,321,634	53,431,162	51,667,258	58,170,290	675,566,403

**Stipulation
Attachment 16
Docket No. 2022-00152**

	Distribution Rates 7/1/2022	ELP Assessment 1/1/2023	EMT Assessment 7/1/2022	Stranded Cost Rates 7/1/2022	Transmission Rates 1/1/2023	Total Rates Effective 1/1/2023	A Distribution One Yr Adj 7/1/2022	B 100 BP Yrly Impact 7/1/2022	A - B 7/1/2022	RDM Adj 7/1/2022
RATES A & R										
Service Charge	13.44	0.07	0.22	(1.96)	1.89	13.66	2.96	0.25	2.71	-
kWh Charge kWh > 50	0.042877	0.001468	0.004494	(0.001898)	0.039479	0.086420	0.009857	0.000831	0.009026	(0.001917)
A & R-TOU										
Service Charge	13.44					13.44	2.96	0.25	2.71	-
kWh-On Peak	0.092888	0.001468	0.004494	(0.005898)	0.039479	0.132431	0.021238	0.001791	0.019447	(0.003617)
kWh-Shoulder	0.092888	0.001468	0.004494	(0.005898)	0.039479	0.132431	0.021238	0.001791	0.019447	(0.003617)
kWh-Off Peak	0.024197	0.001468	0.004494	(0.005898)	0.039479	0.063740	0.005476	0.000462	0.005014	(0.000679)
A-LM										
Service Charge	18.17					18.17	4.00	0.34	3.66	-
kWh-On Peak	0.088475	0.001468	0.004494	(0.002471)	0.062243	0.154209	0.022157	0.001828	0.020329	(0.012220)
kWh-Shoulder	0.088475	0.001468	0.004494	(0.002471)	0.062243	0.154209	0.022157	0.001828	0.020329	(0.012220)
kWh-Off Peak	0.007972	0.001468	0.004494	(0.002471)	-	0.011463	0.001804	0.000152	0.001652	(0.000224)

Residential
Rate Schedule: 2022-2023
 Central Maine Power Company
 Residential All Hours (New Energy Proposal)

Rate Distribution Summary - Residential All Hours

	January 2022 - July 2024	January 2024 - December 2024	August 2024 - July 2025	January 2025 - December 2025	August 2025 - July 2026
1 Rate A	\$ 233,038,853	\$ 235,033,287	\$ 251,327,244	\$ 263,865,784	\$ 257,388,123
2 A-TDU	\$ 3,146,490	\$ 3,321,086	\$ 3,543,946	\$ 3,732,202	\$ 3,635,186
3 Smart Meter (1)	\$ 142,852	\$ 144,823	\$ 152,273	\$ 160,507	\$ 153,048
4 Total TDU	\$ 3,289,394	\$ 3,606,995	\$ 3,849,495	\$ 4,053,716	\$ 3,941,280
5 Total	\$ 236,328,247	\$ 238,640,282	\$ 255,176,739	\$ 267,919,499	\$ 261,329,403

Rate Design - kWh Pricing

Residential All Hours	Period 1 Aug 2022 - July 2024		Period 2 Jan 2024 - Dec 2024		Period 3 Aug 2024 - July 2025		Period 4 Jan 2025 - Dec 2025		Period 5 Aug 2025 - July 2026	
	Units	Revenue	Units	Revenue	Units	Revenue	Units	Revenue	Units	Revenue
6 Customers	7,044,417	\$ 30.82	7,117,153	\$ 30.82	7,173,153	\$ 30.79	7,168,995	\$ 30.82	7,167,702	\$ 30.82
7 kWh at rate	3,585,314,458	0.00170	3,579,349,344	0.00170	3,579,349,344	0.00169	3,579,349,344	0.00169	3,579,349,344	0.00169
8 kWh metering (2)	3,585,314,458	0.00170	3,579,349,344	0.00170	3,579,349,344	0.00169	3,579,349,344	0.00169	3,579,349,344	0.00169
9 Total	7,047,728,915	\$ 31.19	7,116,508,688	\$ 31.19	7,172,508,688	\$ 31.16	7,168,348,688	\$ 31.19	7,167,051,046	\$ 31.19
10 Difference from Rev Req	\$ 1,500,000		\$ 1,500,000		\$ 1,500,000		\$ 1,500,000		\$ 1,500,000	

Residential All Hours	Period 1 Aug 2022 - July 2024		Period 2 Jan 2024 - Dec 2024		Period 3 Aug 2024 - July 2025		Period 4 Jan 2025 - Dec 2025		Period 5 Aug 2025 - July 2026	
	Units	Revenue	Units	Revenue	Units	Revenue	Units	Revenue	Units	Revenue
11 Customers	7,044,417	\$ 30.82	7,117,153	\$ 30.82	7,173,153	\$ 30.79	7,168,995	\$ 30.82	7,167,702	\$ 30.82
12 kWh at rate	3,585,314,458	0.00170	3,579,349,344	0.00170	3,579,349,344	0.00169	3,579,349,344	0.00169	3,579,349,344	0.00169
13 kWh metering (2)	3,585,314,458	0.00170	3,579,349,344	0.00170	3,579,349,344	0.00169	3,579,349,344	0.00169	3,579,349,344	0.00169
14 Total	7,047,728,915	\$ 31.19	7,116,508,688	\$ 31.19	7,172,508,688	\$ 31.16	7,168,348,688	\$ 31.19	7,167,051,046	\$ 31.19
15 Difference from Rev Req	\$ 1,500,000		\$ 1,500,000		\$ 1,500,000		\$ 1,500,000		\$ 1,500,000	

Residential All Hours	Period 1 Aug 2022 - July 2024		Period 2 Jan 2024 - Dec 2024		Period 3 Aug 2024 - July 2025		Period 4 Jan 2025 - Dec 2025		Period 5 Aug 2025 - July 2026	
	Units	Revenue	Units	Revenue	Units	Revenue	Units	Revenue	Units	Revenue
16 Customers	7,044,417	\$ 30.82	7,117,153	\$ 30.82	7,173,153	\$ 30.79	7,168,995	\$ 30.82	7,167,702	\$ 30.82
17 kWh at rate	3,585,314,458	0.00170	3,579,349,344	0.00170	3,579,349,344	0.00169	3,579,349,344	0.00169	3,579,349,344	0.00169
18 kWh metering (2)	3,585,314,458	0.00170	3,579,349,344	0.00170	3,579,349,344	0.00169	3,579,349,344	0.00169	3,579,349,344	0.00169
19 Total	7,047,728,915	\$ 31.19	7,116,508,688	\$ 31.19	7,172,508,688	\$ 31.16	7,168,348,688	\$ 31.19	7,167,051,046	\$ 31.19
20 Difference from Rev Req	\$ 1,500,000		\$ 1,500,000		\$ 1,500,000		\$ 1,500,000		\$ 1,500,000	

Residential All Hours	Period 1 Aug 2022 - July 2024		Period 2 Jan 2024 - Dec 2024		Period 3 Aug 2024 - July 2025		Period 4 Jan 2025 - Dec 2025		Period 5 Aug 2025 - July 2026	
	Units	Revenue	Units	Revenue	Units	Revenue	Units	Revenue	Units	Revenue
19 Customers	7,044,417	\$ 30.82	7,117,153	\$ 30.82	7,173,153	\$ 30.79	7,168,995	\$ 30.82	7,167,702	\$ 30.82
20 kWh at rate	3,585,314,458	0.00170	3,579,349,344	0.00170	3,579,349,344	0.00169	3,579,349,344	0.00169	3,579,349,344	0.00169
21 kWh metering (2)	3,585,314,458	0.00170	3,579,349,344	0.00170	3,579,349,344	0.00169	3,579,349,344	0.00169	3,579,349,344	0.00169
22 Total	7,047,728,915	\$ 31.19	7,116,508,688	\$ 31.19	7,172,508,688	\$ 31.16	7,168,348,688	\$ 31.19	7,167,051,046	\$ 31.19
23 Difference from Rev Req	\$ 1,500,000		\$ 1,500,000		\$ 1,500,000		\$ 1,500,000		\$ 1,500,000	

Residential All Hours	Period 1 Aug 2022 - July 2024		Period 2 Jan 2024 - Dec 2024		Period 3 Aug 2024 - July 2025		Period 4 Jan 2025 - Dec 2025		Period 5 Aug 2025 - July 2026	
	Units	Revenue	Units	Revenue	Units	Revenue	Units	Revenue	Units	Revenue
20 Customers	7,044,417	\$ 30.82	7,117,153	\$ 30.82	7,173,153	\$ 30.79	7,168,995	\$ 30.82	7,167,702	\$ 30.82
21 kWh at rate	3,585,314,458	0.00170	3,579,349,344	0.00170	3,579,349,344	0.00169	3,579,349,344	0.00169	3,579,349,344	0.00169
22 kWh metering (2)	3,585,314,458	0.00170	3,579,349,344	0.00170	3,579,349,344	0.00169	3,579,349,344	0.00169	3,579,349,344	0.00169
23 Total	7,047,728,915	\$ 31.19	7,116,508,688	\$ 31.19	7,172,508,688	\$ 31.16	7,168,348,688	\$ 31.19	7,167,051,046	\$ 31.19
24 Difference from Rev Req	\$ 1,500,000		\$ 1,500,000		\$ 1,500,000		\$ 1,500,000		\$ 1,500,000	

(1) Equipment customers engaged in other residential rates, i.e., A-TDU, Electric Technology, Rate A and are included in the Residential total amount for calculation purposes

Stipulation
Attachment 17
Docket No. 2022-00152

Central Maine Power Company
Index to SGS Rate Design Workpaper Backup
Docket No. 2022-00152

Workpaper Backup/Exhibits

Workpaper RD-4 Schedule 1

Workpaper RD-4 Schedule 2

Workpaper RD-4 Schedule 3

Workpaper RD-4 Schedule 4

Workpaper RD-4 Schedule 5

Workpaper RD-4 Schedule 6

Workpaper RD-4 Schedule 7

Workpaper RD-4 Schedule 8

Exhibit RD-4 Schedule 1

Exhibit RD-4 Schedule 1-A

Exhibit RD-4 Schedule 1-B

Exhibit RD-4 Schedule 1-C

Exhibit RD-4 Schedule 1-D

Exhibit RD-4 Schedule 1-E

Exhibit RD-4 Schedule 1-F

Exhibit RD-4 Schedule 1-G

Exhibit RD-4 Schedule 1-H

Exhibit RD-4 Schedule 1-I

Exhibit RD-4 Schedule 1-J

Exhibit RD-4 Schedule 2

Exhibit RD-4 Schedule 2-A

Exhibit RD-4 Schedule 2-B

Exhibit RD-4 Schedule 2-C

Exhibit RD-4 Schedule 2-D

Exhibit RD-4 Schedule 2-E

Exhibit RD-4 Schedule 2-F

Exhibit RD-4 Schedule 2-G

Exhibit RD-4 Schedule 2-H

Exhibit RD-4 Schedule 2-I

Exhibit RD-4 Schedule 2-J

Exhibit RD-4 Schedule 2-K

Exhibit RD-4 Schedule 2-L

Exhibit RD-4 Schedule 2-M

Exhibit RD-4 Schedule 2-N

Exhibit RD-4 Schedule 2-O

Exhibit RD-4 Schedule 2-P

Exhibit RD-4 Schedule 2-Q

Exhibit RD-4 Schedule 2-R

Exhibit RD-4 Schedule 2-S

Exhibit RD-4 Schedule 2-T

Exhibit RD-4 Schedule 2-U

Exhibit RD-4 Schedule 2-V

Exhibit RD-4 Schedule 2-W

Exhibit RD-4 Schedule 2-X

Exhibit RD-4 Schedule 2-Y
Exhibit RD-4 Schedule 2-Z
Exhibit RD-4 Schedule 2-AA
Exhibit RD-4 Schedule 2-AB
Exhibit RD-4 Schedule 3
Exhibit RD-4 Schedule 3-A
Exhibit RD-4 Schedule 3-B
Exhibit RD-4 Schedule 3-C
Exhibit RD-4 Schedule 3-D
Exhibit RD-4 Schedule 3-E
Exhibit RD-4 Schedule 3-F
Exhibit RD-4 Schedule 3-G
Exhibit RD-4 Schedule 3-H
Exhibit RD-4 Schedule 3-I
Exhibit RD-4 Schedule 3-J
Exhibit RD-4 Schedule 3-K
Exhibit RD-4 Schedule 3-L
Exhibit RD-4 Schedule 3-M
Exhibit RD-4 Schedule 3-N
Exhibit RD-4 Schedule 3-O
Exhibit RD-4 Schedule 3-P
Exhibit RD-4 Schedule 3-Q
Exhibit RD-4 Schedule 3-R
Exhibit RD-4 Schedule 4

) and Exhibits

Description

SGS Counts by Usage Level
SGS-TOU Counts by Usage Level
Max Hourly On-Peak Demand
CY2021 Usage Adjusted for Proposed TOU Periods
CY2021 Usage Under Current TOU Periods
Forecast Current TOU Periods
Forecast Proposed TOU Periods
7-2022 SGS Delivery Rates

SGS All Hours Rate Design

SGS All Hours Bill Impacts P1 Single Phase
SGS All Hours Bill Impacts P1 Three Phase
SGS All Hours Bill Impacts P2 Single Phase
SGS All Hours Bill Impacts P2 Three Phase
SGS All Hours Bill Impacts P3 Single Phase
SGS All Hours Bill Impacts P3 Three Phase
SGS All Hours Bill Impacts P4 Single Phase
SGS All Hours Bill Impacts P4 Three Phase
SGS All Hours Bill Impacts P5 Single Phase
SGS All Hours Bill Impacts 5 Three Phase

SGS Time-of-Use (TOU) Rate Design

SGS TOU Bill Impacts P1 Single Phase
SGS TOU Bill Impacts P1 Three Phase
SGS TOU Bill Impacts P2 Single Phase
SGS TOU Bill Impacts P2 Three Phase
SGS TOU Bill Impacts P3 Summer Single Phase
SGS TOU Bill Impacts P3 Summer Three Phase
SGS TOU Bill Impacts P3 Winter Single Phase
SGS TOU Bill Impacts P3 Winter Three Phase
SGS TOU Bill Impacts P3 Other Single Phase
SGS TOU Bill Impacts P3 Other Three Phase
SGS TOU Bill Impacts P3 Average Single Phase
SGS TOU Bill Impacts P3 Average Three Phase
SGS TOU Bill Impacts P4 Summer Single Phase
SGS TOU Bill Impacts P4 Summer Three Phase
SGS TOU Bill Impacts P4 Winter Single Phase
SGS TOU Bill Impacts P4 Winter Three Phase
SGS TOU Bill Impacts P4 Other Single Phase
SGS TOU Bill Impacts P4 Other Three Phase
SGS TOU Bill Impacts P4 Average Single Phase
SGS TOU Bill Impacts P4 Average Three Phase
SGS TOU Bill Impacts P5 Summer Single Phase
SGS TOU Bill Impacts P5 Summer Three Phase
SGS TOU Bill Impacts 54 Winter Single Phase
SGS TOU Bill Impacts P5 Winter Three Phase

SGS TOU Bill Impacts P5 Other Single Phase
SGS TOU Bill Impacts P5 Other Three Phase
SGS TOU Bill Impacts P5 Average Single Phase
SGS TOU Bill Impacts P5 Average Three Phase
SGS TOU On-Peak Transmission Calculation
SGS TOU Bill Impacts RY1 Single Phase On-Peak kWh Transmission
SGS TOU Bill Impacts RY1 Three Phase On-Peak kWh Transmission
SGS TOU Bill Impacts RY2 Summer Single Phase On-Peak kWh Transmission
SGS TOU Bill Impacts RY2 Summer Three Phase On-Peak kWh Transmission
SGS TOU Bill Impacts RY2 Winter Single Phase On-Peak kWh Transmission
SGS TOU Bill Impacts RY2 Winter Three Phase On-Peak kWh Transmission
SGS TOU Bill Impacts RY2 Other Single Phase On-Peak kWh Transmission
SGS TOU Bill Impacts RY2 Other Three Phase On-Peak kWh Transmission
SGS TOU Bill Impacts RY2 Average Single Phase On-Peak kWh Transmission
SGS TOU Bill Impacts RY2 Average Three Phase On-Peak kWh Transmission
SGS TOU Bill Impacts RY3 Summer Single Phase On-Peak kWh Transmission
SGS TOU Bill Impacts RY3 Summer Three Phase On-Peak kWh Transmission
SGS TOU Bill Impacts RY3 Winter Single Phase On-Peak kWh Transmission
SGS TOU Bill Impacts RY3 Winter Three Phase On-Peak kWh Transmission
SGS TOU Bill Impacts RY3 Other Single Phase On-Peak kWh Transmission
SGS TOU Bill Impacts RY3 Other Three Phase On-Peak kWh Transmission
SGS TOU Bill Impacts RY3 Average Single Phase On-Peak kWh Transmission
SGS TOU Bill Impacts RY3 Average Three Phase On-Peak kWh Transmission
Electric Vehicle Charging Bill Comparison Under Various SGS Rates

Stipulation
 Attachment 17
 Docket No. 2022-00152

Calendar Year/Month	Consumption Block	C/A Count	Consumption KWH	Cumulative C/A	Cumulative Consumption KWH
FEB 2022	00000-00000	5,285	0	5,285	0
FEB 2022	00001-00010	1,995	17,881	7,280	17,881
FEB 2022	00011-00020	1,381	37,280	8,661	55,160
FEB 2022	00021-00030	1,142	51,366	9,803	106,527
FEB 2022	00031-00040	926	60,009	10,729	166,535
FEB 2022	00041-00050	708	59,235	11,437	225,770
FEB 2022	00051-00060	672	69,030	12,109	294,800
FEB 2022	00061-00070	529	63,172	12,638	357,972
FEB 2022	00071-00080	621	86,441	13,259	444,413
FEB 2022	00081-00090	557	86,187	13,816	530,600
FEB 2022	00091-00100	554	94,924	14,370	625,524
FEB 2022	00101-00110	502	96,048	14,872	721,572
FEB 2022	00111-00120	506	104,783	15,378	826,355
FEB 2022	00121-00130	504	111,713	15,882	938,068
FEB 2022	00131-00140	437	103,693	16,319	1,041,761
FEB 2022	00141-00150	492	125,130	16,811	1,166,891
FEB 2022	00151-00160	479	126,693	17,290	1,293,584
FEB 2022	00161-00170	513	143,151	17,803	1,436,735
FEB 2022	00171-00180	481	134,335	18,284	1,571,070
FEB 2022	00181-00190	522	154,173	18,806	1,725,242
FEB 2022	00191-00200	537	169,872	19,343	1,895,114
FEB 2022	00201-00210	508	165,939	19,851	2,061,053
FEB 2022	00211-00220	508	172,943	20,359	2,233,996
FEB 2022	00221-00230	510	184,583	20,869	2,418,579
FEB 2022	00231-00240	478	180,941	21,347	2,599,520
FEB 2022	00241-00250	451	177,167	21,798	2,776,687
FEB 2022	00251-00260	492	201,722	22,290	2,978,409
FEB 2022	00261-00270	449	186,368	22,739	3,164,777
FEB 2022	00271-00280	477	213,054	23,216	3,377,831
FEB 2022	00281-00290	428	190,098	23,644	3,567,929
FEB 2022	00291-00300	444	206,504	24,088	3,774,433
FEB 2022	00301-00350	2,197	1,110,129	26,285	4,884,562
FEB 2022	00351-00400	1,937	1,130,926	28,222	6,015,488
FEB 2022	00401-00450	1,729	1,161,240	29,951	7,176,728
FEB 2022	00451-00500	1,577	1,179,846	31,528	8,356,574
FEB 2022	00501-00550	1,394	1,189,976	32,922	9,546,550
FEB 2022	00551-00600	1,302	1,241,948	34,224	10,788,497
FEB 2022	00601-00650	1,058	1,138,655	35,282	11,927,152
FEB 2022	00651-00700	955	1,122,472	36,237	13,049,624
FEB 2022	00701-00750	879	1,121,174	37,116	14,170,797
FEB 2022	00751-00800	889	1,218,437	38,005	15,389,234
FEB 2022	00801-00850	725	1,074,596	38,730	16,463,831
FEB 2022	00851-00900	737	1,143,532	39,467	17,607,363
FEB 2022	00901-00950	714	1,184,305	40,181	18,791,667
FEB 2022	00951-01000	701	1,221,708	40,882	20,013,376
FEB 2022	01001-01050	642	1,184,722	41,524	21,198,098
FEB 2022	01051-01100	637	1,226,248	42,161	22,424,346
FEB 2022	01101-01150	596	1,193,186	42,757	23,617,532
FEB 2022	01151-01200	574	1,208,045	43,331	24,825,577
FEB 2022	01201-01250	507	1,103,923	43,838	25,929,501
FEB 2022	01251-01300	508	1,172,044	44,346	27,101,545
FEB 2022	01301-01350	464	1,095,813	44,810	28,197,358
FEB 2022	01351-01400	463	1,128,736	45,273	29,326,093
FEB 2022	01401-01450	415	1,043,936	45,688	30,370,029
FEB 2022	01451-01500	429	1,101,639	46,117	31,471,668
FEB 2022	01501-01550	408	1,100,547	46,525	32,572,215
FEB 2022	01551-01600	406	1,120,240	46,931	33,692,455
FEB 2022	01601-01650	382	1,114,197	47,313	34,806,652
FEB 2022	01651-01700	349	1,030,452	47,662	35,837,105
FEB 2022	01701-01750	348	1,071,781	48,010	36,908,885
FEB 2022	01751-01800	359	1,145,721	48,369	38,054,606
FEB 2022	01801-01850	330	1,067,940	48,699	39,122,546
FEB 2022	01851-01900	338	1,106,793	49,037	40,229,339
FEB 2022	01901-01950	307	1,030,125	49,344	41,259,464
FEB 2022	01951-02000	305	1,029,357	49,649	42,288,820
FEB 2022	02001-02100	592	2,124,543	50,241	44,413,363
FEB 2022	02101-02200	532	1,987,809	50,773	46,401,172
FEB 2022	02201-02300	504	1,991,346	51,277	48,392,518
FEB 2022	02301-02400	525	2,159,000	51,802	50,551,518
FEB 2022	02401-02500	432	1,874,178	52,234	52,425,697
FEB 2022	02501-02600	404	1,799,329	52,638	54,225,026
FEB 2022	02601-02700	414	1,904,265	53,052	56,129,291
FEB 2022	02701-02800	392	1,885,155	53,444	58,014,446
FEB 2022	02801-02900	359	1,790,948	53,803	59,805,394
FEB 2022	02901-03000	321	1,656,105	54,124	61,461,499
FEB 2022	03001-03100	273	1,452,845	54,397	62,914,344
FEB 2022	03101-03200	302	1,651,854	54,699	64,566,199
FEB 2022	03201-03300	255	1,431,055	54,954	65,997,254
FEB 2022	03301-03400	245	1,486,287	55,199	67,483,541
FEB 2022	03401-03500	245	1,464,107	55,444	68,947,648
FEB 2022	03501-03600	185	1,115,417	55,629	70,063,065
FEB 2022	03601-03700	226	1,427,016	55,855	71,490,081
FEB 2022	03701-03800	186	1,219,530	56,041	72,709,611
FEB 2022	03801-03900	173	1,128,207	56,214	73,837,818
FEB 2022	03901-04000	169	1,152,332	56,383	74,990,150
FEB 2022	04001-04100	148	1,053,321	56,531	76,043,471
FEB 2022	04101-04200	146	1,045,579	56,677	77,089,049
FEB 2022	04201-04300	131	914,541	56,808	78,003,590
FEB 2022	04301-04400	156	1,161,128	56,964	79,164,718
FEB 2022	04401-04500	106	832,378	57,070	79,997,096
FEB 2022	04501-04600	108	810,532	57,178	80,807,628
FEB 2022	04601-04700	97	800,742	57,275	81,608,370
FEB 2022	04701-04800	100	836,649	57,375	82,445,019
FEB 2022	04801-04900	98	815,978	57,473	83,260,997
FEB 2022	04901-05000	86	702,987	57,559	83,963,984
FEB 2022	05001-06000	585	5,474,375	58,144	89,438,359
FEB 2022	06001-07000	312	3,408,604	58,456	92,846,963
FEB 2022	07001-08000	160	2,101,161	58,616	94,948,124
FEB 2022	08001-09000	95	1,414,698	58,711	96,362,822
FEB 2022	09001-10000	54	922,764	58,765	97,285,587
FEB 2022	10001-11000	43	828,734	58,808	98,114,321
FEB 2022	11001-12000	25	536,899	58,833	98,651,220
FEB 2022	12001-13000	22	500,259	58,855	99,151,479
FEB 2022	13001-14000	21	550,866	58,876	99,702,345
FEB 2022	14001-15000	11	292,092	58,887	99,994,437
FEB 2022	15001-20000	34	1,096,294	58,921	101,090,731
FEB 2022	20001-99999	25	1,366,006	58,946	102,456,737
FEB 2022	99999+++++	2	1,317,286	58,948	103,774,023
Overall Result		58,719	103,774,023	58,719	103,774,023

Total Usage	February	
1500	12,831	21.77%
1400	844	1.43%
1300	927	1.57%
1200	1,015	1.72%
1100	1,170	1.98%
1000	1,279	2.17%
950	701	1.19%
900	714	1.21%
850	737	1.25%
800	725	1.23%
750	889	1.51%
700	879	1.49%
650	955	1.62%
600	1,058	1.79%
550	1,302	2.21%
400	4,700	7.97%
300	4,134	7.01%
200	4,745	8.05%
100	4,973	8.44%
75	1,111	1.88%
50	1,822	3.09%
25	1,634	2.77%
0	9,803	16.63%

Total Usage	February		
5,000	1,389	2.36%	5,000
4,500	489	0.83%	4,500
4,000	687	1.17%	4,000
3,800	342	0.58%	3,800
3,600	412	0.70%	3,600
3,400	430	0.73%	3,400
3,200	500	0.85%	3,200
3,000	575	0.98%	3,000
2,800	680	1.15%	2,800
2,600	806	1.37%	2,600
2,400	836	1.42%	2,400
2,200	1,029	1.75%	2,200
2,000	1,124	1.91%	2,000
1,800	1,280	2.17%	1,800
1,600	1,438	2.44%	1,600
1,400	1,658	2.81%	1,400
1,200	1,942	3.29%	1,200
1,000	2,449	4.15%	1,000
900	1,415	2.40%	800
800	1,462	2.48%	600
600	3,781	6.41%	550
550	1,302	2.21%	400
400	4,700	7.97%	200
200	8,879	15.06%	150
150	2,532	4.30%	100
100	2,441	4.14%	50
50	2,933	4.98%	-
-	11,437	19.40%	-

58,948

**Stipulation
Attachment 17
Docket No. 2022-00152**

Calendar Year/Month	Consumption Block	C/A Count	Consumption KWH	Cumulative C/A	Cumulative Consumption KWH
FEB 2022	00000-00000	20	0	20	0
FEB 2022	00001-00010	5	15	25	15
FEB 2022	00011-00020	3	48	28	63
FEB 2022	00021-00030	5	128	33	192
FEB 2022	00031-00040	3	99	36	291
FEB 2022	00061-00070	4	265	40	556
FEB 2022	00071-00080	1	80	41	636
FEB 2022	00081-00090	3	253	44	889
FEB 2022	00111-00120	2	230	46	1,119
FEB 2022	00131-00140	1	137	47	1,256
FEB 2022	00161-00170	2	325	49	1,581
FEB 2022	00171-00180	1	172	50	1,753
FEB 2022	00181-00190	1	184	51	1,937
FEB 2022	00221-00230	1	225	52	2,162
FEB 2022	00231-00240	1	234	53	2,396
FEB 2022	00271-00280	2	544	55	2,940
FEB 2022	00281-00290	1	290	56	3,230
FEB 2022	00301-00350	3	990	59	4,220
FEB 2022	00351-00400	3	1,122	62	5,342
FEB 2022	00401-00450	9	3,786	71	9,128
FEB 2022	00451-00500	3	1,427	74	10,555
FEB 2022	00501-00550	7	3,625	81	14,180
FEB 2022	00551-00600	8	4,615	89	18,794
FEB 2022	00601-00650	6	3,734	95	22,528
FEB 2022	00651-00700	4	2,714	99	25,242
FEB 2022	00701-00750	3	2,195	102	27,437
FEB 2022	00751-00800	4	3,053	106	30,490
FEB 2022	00801-00850	3	2,454	109	32,944
FEB 2022	00851-00900	5	4,386	114	37,330
FEB 2022	00901-00950	4	3,682	118	41,012
FEB 2022	00951-01000	1	962	119	41,974
FEB 2022	01001-01050	1	1,034	120	43,009
FEB 2022	01051-01100	2	2,133	122	45,142
FEB 2022	01101-01150	3	3,370	125	48,511
FEB 2022	01151-01200	3	3,530	128	52,041
FEB 2022	01201-01250	4	4,908	132	56,950
FEB 2022	01251-01300	1	1,299	133	58,249
FEB 2022	01351-01400	1	1,395	134	59,643
FEB 2022	01401-01450	1	1,436	135	61,079
FEB 2022	01451-01500	2	2,945	137	64,024
FEB 2022	01501-01550	4	6,091	141	70,115
FEB 2022	01551-01600	1	1,596	142	71,712
FEB 2022	01601-01650	5	8,153	147	79,865
FEB 2022	01651-01700	2	3,367	149	83,232
FEB 2022	01701-01750	1	1,717	150	84,949
FEB 2022	01751-01800	1	1,775	151	86,724
FEB 2022	01851-01900	2	3,748	153	90,471
FEB 2022	01901-01950	2	3,877	155	94,349
FEB 2022	01951-02000	3	5,895	158	100,244
FEB 2022	02001-02100	6	12,271	164	112,515
FEB 2022	02101-02200	6	13,025	170	125,540
FEB 2022	02201-02300	4	9,130	174	134,670
FEB 2022	02301-02400	5	11,746	179	146,416
FEB 2022	02401-02500	8	19,599	187	166,014
FEB 2022	02501-02600	7	17,825	194	183,839
FEB 2022	02601-02700	10	26,370	204	210,209
FEB 2022	02701-02800	15	41,447	219	251,656
FEB 2022	02801-02900	7	19,887	226	271,543
FEB 2022	02901-03000	6	17,800	232	289,344
FEB 2022	03001-03100	10	30,660	242	320,004
FEB 2022	03101-03200	5	15,678	247	335,682
FEB 2022	03201-03300	8	25,939	255	361,620
FEB 2022	03301-03400	4	13,441	259	375,061
FEB 2022	03401-03500	6	20,608	265	395,669
FEB 2022	03501-03600	4	14,258	269	409,927
FEB 2022	03601-03700	6	22,043	275	431,971
FEB 2022	03701-03800	5	18,879	280	450,850
FEB 2022	03801-03900	12	46,167	292	497,017
FEB 2022	03901-04000	9	35,478	301	532,495
FEB 2022	04001-04100	12	48,726	313	581,221
FEB 2022	04101-04200	7	29,081	320	610,302
FEB 2022	04201-04300	6	25,467	326	635,769
FEB 2022	04301-04400	11	47,915	337	683,684
FEB 2022	04401-04500	10	44,482	347	728,165
FEB 2022	04501-04600	9	41,086	356	769,252
FEB 2022	04601-04700	9	41,861	365	811,113
FEB 2022	04701-04800	7	33,188	372	844,301
FEB 2022	04801-04900	6	29,097	378	873,399
FEB 2022	04901-05000	4	19,839	382	893,237
FEB 2022	05001-06000	41	221,925	423	1,115,162
FEB 2022	06001-07000	19	123,086	442	1,238,248
FEB 2022	07001-08000	11	80,829	453	1,319,077
FEB 2022	08001-09000	7	58,704	460	1,377,781
FEB 2022	09001-10000	2	19,199	462	1,396,980
Overall Result		460	1,396,980	460	1,396,980

Total Usage	February	
1500	325	70.35%
1400	3	0.65%
1300	1	0.22%
1200	5	1.08%
1100	6	1.30%
1000	3	0.65%
950	1	0.22%
900	4	0.87%
850	5	1.08%
800	3	0.65%
750	4	0.87%
700	3	0.65%
650	4	0.87%
600	6	1.30%
550	8	1.73%
400	19	4.11%
300	6	1.30%
200	5	1.08%
100	7	1.52%
75	3	0.65%
50	5	1.08%
25	8	1.73%
0	28	6.06%

462

Total Usage	February	
5,000	80	17.32%
4,500	35	7.58%
4,000	46	9.96%
3,800	21	4.55%
3,600	11	2.38%
3,400	10	2.16%
3,200	12	2.60%
3,000	15	3.25%
2,800	13	2.81%
2,600	25	5.41%
2,400	15	3.25%
2,200	9	1.95%
2,000	12	2.60%
1,800	7	1.52%
1,600	9	1.95%
1,400	8	1.73%
1,200	6	1.30%
1,000	9	1.95%
900	5	1.08%
800	8	1.73%
600	17	3.68%
550	8	1.73%
400	19	4.11%
200	11	2.38%
150	4	0.87%
100	3	0.65%
50	8	1.73%
-	36	7.79%

462

Internal Use

**Stipulation
Attachment 17
Docket No. 2022-00152**

Central Maine Power Company
Maximum Hourly On-Peak Demands
CY2021

	January	February	March	April	May	June	July	August	September	October	November	December	Total
A	733,061	746,839	748,044	571,084	565,004	866,688	744,612	819,572	94,466	610,137	687,105	765,970	7,952,583
AL	2,384	2,373	2,340	2,356	2,290	2,323	2,252	2,280	14,088	2,407	2,384	2,520	39,998
ALM	777	797	799	593	333	114	103	77	97,505	330	610	712	102,750
A-TOU	13,211	12,825	12,903	9,103	7,333	9,496	8,596	9,111	85,572	7,866	10,171	12,320	198,508
IGS-P	18,043	18,858	19,146	18,084	20,543	23,049	21,710	23,694	14,104	20,880	18,840	18,618	235,568
IGS-S	52,392	50,789	51,378	52,336	63,170	68,295	66,608	68,188	348,150	57,036	51,933	53,202	983,476
LGS-P	71,095	71,520	71,865	71,468	82,191	87,400	84,761	88,071	115,297	77,791	75,868	73,182	970,511
LGS-S	8,572	8,653	9,381	10,836	11,933	13,453	13,354	14,566	-	12,616	11,113	10,976	125,455
LGS-ST	102,663	87,194	88,343	88,750	86,672	94,277	93,079	96,226	566,250	89,574	96,812	103,892	1,593,733
LGS-T	71,582	74,765	79,604	158,232	114,993	104,352	106,344	88,415	-	80,885	79,449	81,076	1,039,697
MGS-P	12,891	12,236	11,234	9,157	10,194	12,664	11,846	12,851	8	11,643	9,786	10,543	125,052
MGS-S	256,101	258,554	251,772	230,761	296,883	344,386	328,830	343,472	6,462	266,400	247,366	259,016	3,090,003
SGS	95,205	95,697	93,073	74,031	91,046	120,271	110,305	119,695	27,033	78,589	89,369	96,747	1,091,062
SL	4,295	4,163	3,892	3,883	3,711	3,713	3,503	3,550	74,632	3,675	3,013	2,932	114,961
A & A-TOU	746,272	759,664	760,947	580,187	572,338	876,184	753,208	828,683	180,038	618,002	697,276	778,290	8,151,090
SGS	95,205	95,697	93,073	74,031	91,046	120,271	110,305	119,695	27,033	78,589	89,369	96,747	1,091,062

Stipulation
Attachment 17
Docket No. 2022-00152

	Jan-21	Feb-21	Mar-21	Apr-21	May-21	Jun-21	Jul-21	Aug-21	Sep-21	Oct-21	Nov-21	Dec-21	Total	Jan-21	Feb-21	Mar-21	Apr-21	May-21	Jun-21	Jul-21	Aug-21	Sep-21	Oct-21	Nov-21	Dec-21	Total
Rate A																										
On-Peak	52,384,519	50,252,070	52,922,266	43,493,122	37,390,151	51,301,008	50,353,599	58,773,712	44,003,905	40,598,850	46,232,108	59,063,128	586,768,440	13%	14%	15%	15%	13%	15%	15%	15%	15%	14%	14%	15%	15%
Shoulder	-	-	-	-	-	-	-	-	-	-	-	-	-	0%	0%	0%	0%	0%	0%	0%	0%	0%	0%	0%	0%	0%
Off-Peak	335,823,057	304,597,212	290,884,319	242,264,781	240,491,261	283,202,541	294,436,841	322,022,216	248,378,008	250,731,458	278,668,464	335,229,975	3,426,730,131	87%	86%	85%	85%	87%	85%	85%	85%	85%	86%	86%	85%	85%
Total	388,207,577	354,849,283	343,806,584	285,757,903	277,881,412	334,503,550	344,790,440	380,795,928	292,381,912	291,330,308	324,900,572	394,293,103	4,013,498,571													
A-TOU																										
On-Peak	872,718	856,989	832,155	604,910	465,810	596,190	592,698	672,260	519,522	502,645	648,837	907,943	8,072,678	12%	13%	14%	14%	12%	15%	14%	15%	14%	13%	13%	14%	14%
Shoulder	-	-	-	-	-	-	-	-	-	-	-	-	-	0%	0%	0%	0%	0%	0%	0%	0%	0%	0%	0%	0%	0%
Off-Peak	6,302,192	5,803,455	5,179,068	3,777,438	3,285,126	3,442,531	3,651,952	3,846,414	3,067,611	3,311,187	4,327,970	5,711,406	51,706,350	88%	87%	86%	86%	88%	85%	86%	85%	86%	87%	87%	86%	86%
Total	7,174,910	6,660,444	6,011,223	4,382,348	3,750,936	4,038,721	4,244,650	4,518,674	3,587,133	3,813,833	4,976,806	6,619,349	59,779,028													
A & A-TOU																										
On-Peak	53,257,237	51,109,060	53,754,421	44,098,032	37,855,961	51,897,198	50,946,297	59,445,972	44,523,428	41,101,496	46,880,945	59,971,071	594,841,118	13%	14%	15%	15%	13%	15%	15%	15%	15%	14%	14%	15%	15%
Shoulder	-	-	-	-	-	-	-	-	-	-	-	-	-	0%	0%	0%	0%	0%	0%	0%	0%	0%	0%	0%	0%	0%
Off-Peak	342,125,249	310,400,667	296,063,387	246,042,219	243,776,387	286,645,072	298,088,793	325,868,630	251,445,617	254,042,645	282,996,433	340,941,381	3,478,436,481	87%	86%	85%	85%	87%	85%	85%	85%	85%	86%	86%	85%	85%
Total	395,382,486	361,509,727	349,817,808	290,140,251	281,632,348	338,542,270	349,035,090	385,314,602	295,969,045	295,144,141	329,877,378	400,912,452	4,073,277,598													
A-LM																										
On-Peak	17,763	17,685	16,235	9,346	4,097	2,262	1,846	1,707	1,613	4,537	10,609	16,213	103,913	11%	11%	12%	13%	13%	19%	19%	21%	19%	15%	13%	13%	13%
Shoulder	-	-	-	-	-	-	-	-	-	-	-	-	-	0%	0%	0%	0%	0%	0%	0%	0%	0%	0%	0%	0%	0%
Off-Peak	142,754	138,457	114,746	60,016	27,028	9,574	7,934	6,425	6,721	25,372	72,928	111,196	723,151	89%	89%	88%	87%	87%	81%	81%	79%	81%	85%	87%	87%	87%
Total	160,517	156,141	130,980	69,363	31,125	11,837	9,780	8,132	8,334	29,909	83,537	127,409	827,064													
SGS																										
On-Peak	6,351,282	6,252,594	6,754,570	5,633,273	5,284,918	7,098,551	7,143,017	8,075,722	6,399,731	5,533,959	5,829,458	7,281,163	77,638,239	11%	11%	12%	12%	11%	12%	12%	12%	12%	11%	11%	12%	12%
Shoulder	-	-	-	-	-	-	-	-	-	-	-	-	-	0%	0%	0%	0%	0%	0%	0%	0%	0%	0%	0%	0%	0%
Off-Peak	53,028,143	49,424,963	49,744,280	42,269,333	43,975,847	50,367,252	53,306,256	56,691,418	47,466,268	45,051,407	46,446,332	54,205,724	591,977,223	89%	89%	88%	88%	89%	88%	88%	88%	88%	89%	89%	88%	88%
Total	59,379,425	55,677,556	56,498,850	47,902,607	49,260,765	57,465,803	60,449,273	64,767,140	53,866,000	50,585,366	52,275,789	61,486,887	669,615,461													

Proposed TOU Periods (Based on Staff's Alt. 1)		
Months	On-Peak	Off-Peak
January - December	5 PM - 9 PM (weekdays)	All Other

[https://berdrolaus-my.sharepoint.com/personal/luann_coughlin_avangrid_com/Documents/U410766/Desktop/\[5.xlsx\]SGS EV Charging Bill Compare Q:IP&AIRRR/2021 Rate Case/Forecasts/CY2021 Hourly Usage Combined into Proposed TOU Hours.xlsx](https://berdrolaus-my.sharepoint.com/personal/luann_coughlin_avangrid_com/Documents/U410766/Desktop/[5.xlsx]SGS EV Charging Bill Compare Q:IP&AIRRR/2021 Rate Case/Forecasts/CY2021 Hourly Usage Combined into Proposed TOU Hours.xlsx)Summary

Stipulation
 Attachment 17
 Docket No. 2022-00152

	Jan-21	Feb-21	Mar-21	Apr-21	May-21	Jun-21	Jul-21	Aug-21	Sep-21	Oct-21	Nov-21	Dec-21	Total	Jan-21	Feb-21	Mar-21	Apr-21	May-21	Jun-21	Jul-21	Aug-21	Sep-21	Oct-21	Nov-21	Dec-21	Total	
Rate A																											
On-Peak	99,788,099	101,562,739	106,926,676	83,920,717	74,064,433	101,844,498	99,031,343	113,010,868	85,333,309	79,532,133	91,126,877	117,461,080	1,153,602,770	26%	29%	31%	29%	27%	30%	29%	30%	29%	27%	28%	30%	29%	
Shoulder	38,597,965	39,877,313	40,725,234	32,765,289	29,411,671	44,071,460	43,071,630	50,003,137	34,558,179	30,498,398	34,414,837	45,669,224	463,664,337	10%	11%	12%	11%	11%	13%	12%	13%	12%	10%	11%	12%	12%	
Off-Peak	249,821,513	213,409,231	196,154,675	169,071,897	174,405,308	188,587,592	202,687,467	217,781,923	172,490,424	181,299,777	199,358,858	231,162,798	2,396,231,464	64%	60%	57%	59%	63%	56%	59%	57%	59%	62%	61%	59%	60%	
Total	388,207,577	384,849,283	343,808,584	285,757,903	277,881,412	334,503,550	344,790,440	380,795,928	292,381,912	291,330,308	324,900,572	394,293,103	4,013,498,571														
A-TOU																											
On-Peak	1,725,843	1,787,299	1,758,534	1,210,123	946,060	1,204,804	1,187,720	1,316,786	1,023,963	1,006,998	1,309,400	1,856,649	16,334,179	24%	27%	29%	28%	25%	30%	28%	29%	29%	26%	26%	28%	27%	
Shoulder	686,620	718,664	684,809	484,419	385,565	523,280	522,022	583,149	420,481	393,252	505,889	741,333	6,649,463	10%	11%	11%	11%	10%	13%	12%	13%	12%	10%	10%	11%	11%	
Off-Peak	4,762,447	4,154,481	3,567,880	2,687,307	2,419,310	2,310,657	2,534,909	2,618,739	2,142,689	2,413,583	3,161,517	4,021,367	36,795,385	66%	62%	59%	61%	64%	57%	60%	58%	60%	63%	64%	61%	62%	
Total	7,174,910	6,660,444	6,011,223	4,382,348	3,750,936	4,038,721	4,244,650	4,518,674	3,587,133	3,813,833	4,976,806	6,619,349	59,779,028														
A & A-TOU																											
On-Peak	101,513,942	103,350,037	108,685,210	85,130,839	75,010,493	103,049,302	100,219,063	114,327,654	86,357,272	80,539,131	92,436,277	119,317,729	1,169,936,949	26%	29%	31%	29%	27%	30%	29%	30%	29%	27%	28%	30%	29%	
Shoulder	39,284,584	40,595,977	41,410,043	33,249,707	29,797,236	44,594,720	43,593,652	50,586,286	34,978,661	30,891,649	34,920,726	46,410,558	470,313,800	10%	11%	12%	11%	11%	13%	12%	13%	12%	10%	11%	12%	12%	
Off-Peak	254,583,960	217,563,712	199,722,555	171,759,705	176,624,619	190,896,248	205,222,376	220,400,662	174,633,112	183,713,360	202,520,375	235,184,165	2,433,026,849	64%	60%	57%	59%	63%	56%	59%	57%	59%	62%	61%	59%	60%	
Total	395,382,486	361,509,727	349,817,808	290,140,251	281,632,348	338,542,270	349,035,090	385,314,602	295,969,045	295,144,141	329,877,378	400,912,452	4,073,277,598														
A-LM																											
On-Peak	8,725	10,345	8,845	3,728	1,692	825	490	677	653	1,877	5,483	7,641	50,982	5%	7%	7%	5%	5%	7%	5%	8%	8%	6%	7%	6%	6%	
Shoulder	3,063	3,486	2,787	1,290	528	286	178	316	280	689	2,025	2,807	17,735	2%	2%	2%	2%	2%	2%	2%	4%	3%	2%	2%	2%	2%	
Off-Peak	148,729	142,310	119,348	64,345	28,905	10,726	9,111	7,139	7,401	27,343	76,030	116,961	758,347	93%	91%	91%	93%	93%	91%	93%	88%	89%	91%	91%	92%	92%	
Total	160,517	156,141	130,980	69,363	31,125	11,837	9,780	8,132	8,334	29,909	83,537	127,409	827,064														
SGS																											
On-Peak	15,853,827	16,182,909	18,049,113	14,649,588	14,159,353	18,674,722	18,441,178	20,611,486	16,686,219	14,599,518	15,256,745	18,774,105	201,938,763	27%	29%	32%	31%	29%	32%	31%	32%	31%	29%	29%	31%	30%	
Shoulder	16,067,633	14,267,341	13,903,432	7,380,498	7,380,675	9,974,724	9,844,363	11,130,572	8,784,416	7,388,200	7,341,095	15,474,022	128,936,971	27%	26%	25%	15%	15%	17%	16%	17%	16%	15%	14%	25%	19%	
Off-Peak	27,457,965	25,227,307	24,546,305	25,872,522	27,720,736	28,816,357	32,163,732	33,025,082	28,395,364	28,597,648	29,677,949	27,238,761	338,739,727	46%	45%	43%	54%	56%	50%	53%	51%	53%	57%	57%	44%	51%	
Total	59,379,425	55,677,556	56,498,850	47,902,607	49,260,765	57,465,803	60,449,273	64,767,140	53,866,000	50,585,366	52,275,789	61,486,887	669,615,461														

A-TOU, A-LM, & Super Saver

The daily periods for weekdays (Monday through Friday, excluding holidays) shall be as follows:

On-Peak	7:00 a.m. to 12:00 p.m. and 4:00 p.m. to 8:00 p.m.
Shoulder	12:00 p.m. to 4:00 p.m.
Off-Peak	8:00 p.m. to 7:00 a.m.

All Saturdays, Sundays and holidays year round shall be designated as all off-peak.

SGS-TOU

The daily periods for weekdays (Monday through Friday, excluding holidays) shall be as follows:

On-Peak:	7:00 a.m. to 12:00 p.m. and 4:00 p.m. to 8:00 p.m.
Shoulder:	12:00 p.m. to 4:00 p.m.
Off-Peak:	8:00 p.m. to 7:00 a.m.

Saturdays, Sundays and holidays during December through March shall be treated as consisting of two shoulder periods, from 7:00 a.m. to 12:00 p.m. and from 4:00 p.m. to 8:00 p.m., with the remainder to be designated as off-peak. Saturdays, Sundays and holidays during April through November shall be designated as all off-peak.

[https://iberdrolaus-my.sharepoint.com/personal/luann_coughlin_avangrid_com/Documents/U410766/Desktop/\[5.xlsx\]SGS EV Charging Bill Compare Q1P&A\RRR2021 Rate Case\Forecasts\CY2021 Hourly Usage Combined into Current TOU Hours.xlsx](https://iberdrolaus-my.sharepoint.com/personal/luann_coughlin_avangrid_com/Documents/U410766/Desktop/[5.xlsx]SGS EV Charging Bill Compare Q1P&A\RRR2021 Rate Case\Forecasts\CY2021 Hourly Usage Combined into Current TOU Hours.xlsx) Summary

**Stipulation
 Attachment 17
 Docket No. 2022-00152**

Central Maine Power Company
 Monthly Units - Projections from Sales and Load Forecasting

	Jan-23	Feb-23	Mar-23	Apr-23	May-23	Jun-23	Jul-22	Aug-22	Sep-22	Oct-22	Nov-22	Dec-22	Total
RATES A & R													
Minimum Charge	577,459	577,811	578,087	578,223	578,142	578,533	578,981	574,938	575,379	575,925	576,548	577,157	6,927,183
kWh 50 or less	28,499,033	27,946,952	26,084,051	28,726,684	27,888,203	27,756,933	27,250,526	28,958,249	26,581,540	28,379,356	26,982,324	27,131,104	332,184,955
kWh Charge for kWh > 50	379,751,520	358,332,892	333,502,948	298,819,238	253,524,886	276,031,807	330,999,860	324,337,280	308,994,335	260,535,069	266,212,826	342,374,662	3,733,417,322
Total kWh	408,250,554	386,279,844	359,586,999	327,545,922	281,413,089	303,788,741	358,250,386	353,295,529	335,575,874	288,914,425	293,195,150	369,505,766	4,065,602,277
A & R-TOU													
Service Charge	4,945	4,938	4,931	4,924	4,833	4,826	4,780	4,769	4,771	4,771	4,781	4,777	58,046
kWh-On Peak	1,791,019	1,801,632	1,655,651	1,368,059	1,019,978	957,537	1,131,746	1,153,965	1,075,361	926,646	1,069,332	1,509,627	15,460,553
kWh-Shoulder	715,974	715,983	641,108	524,253	404,781	401,810	494,738	520,971	465,493	367,250	408,675	590,366	6,251,402
kWh-Off Peak	4,323,164	4,182,936	3,788,564	2,974,483	2,247,636	2,149,327	2,324,815	2,355,380	2,222,426	2,016,143	2,361,119	3,482,637	34,428,631
Total kWh	6,830,157	6,700,550	6,085,324	4,866,795	3,672,395	3,508,674	3,951,298	4,030,316	3,763,280	3,310,040	3,839,127	5,582,629	56,140,586
A-LM													
Service Charge	164	165	165	164	164	163	161	162	162	162	161	161	1,954
kWh-On Peak	8,645	14,477	7,421	4,686	1,662	1,530	551	554	585	996	2,634	6,623	50,364
kWh-Shoulder	10,042	10,737	10,666	4,785	1,455	1,807	631	637	796	1,077	2,302	7,043	51,980
kWh-Off Peak	131,469	160,518	147,902	83,955	9,398	44,937	7,444	6,766	5,648	13,502	46,366	93,267	751,173
Total kWh	150,155	185,731	165,990	93,426	12,515	48,275	8,626	7,957	7,030	15,575	51,303	106,934	853,517
A-TOU-OPTS SUPER SAVER													
Service Charge	210	210	211	210	207	206	205	205	206	206	206	206	2,488
kWh-On Peak	90,168	84,657	77,960	58,632	41,438	32,658	39,266	41,561	39,689	39,288	45,264	68,626	659,207
kWh-Shoulder	-	-	-	-	-	-	-	-	-	-	-	-	-
kWh-Off Peak	358,984	341,432	313,709	234,251	154,510	116,069	121,041	120,811	117,085	130,603	158,517	258,616	2,425,629
Total kWh	449,153	426,089	391,669	292,883	195,948	148,727	160,307	162,372	156,774	169,892	203,781	327,243	3,084,836
Residential All Hours (Rate A, A-TOU, Super Saver)													
Minimum Charge	582,613	582,959	583,229	583,357	583,182	583,566	583,966	579,911	580,355	580,902	581,535	582,140	6,987,716
kWh 50 or less	29,007,185	28,462,557	26,553,885	29,179,202	28,271,558	28,091,107	27,563,278	29,301,907	26,892,054	28,721,181	27,354,387	27,565,038	336,983,339
kWh Charge for kWh > 50	386,522,678	364,943,926	339,510,107	303,526,398	257,009,874	279,355,035	334,798,713	328,186,309	312,603,875	263,673,175	269,883,671	347,850,600	3,787,864,361
Total kWh	415,529,863	393,406,483	366,063,991	332,705,600	285,281,432	307,446,142	362,361,991	357,488,216	339,495,929	292,394,356	297,238,058	375,415,638	4,124,827,699
Residential TOU (Rate A, A-TOU, Super Saver)													
Service Charge	582,613	582,959	583,229	583,357	583,182	583,566	583,966	579,911	580,355	580,902	581,535	582,140	6,987,716
kWh-On Peak	106,686,755	112,468,826	113,732,752	97,620,054	75,982,397	93,583,913	104,045,639	106,071,217	99,057,461	79,788,768	83,290,281	111,729,484	1,184,057,547
kWh-Shoulder	41,286,396	44,177,845	43,333,202	38,127,643	30,183,316	40,498,560	45,258,150	46,933,081	40,122,821	30,603,840	31,465,537	43,458,987	475,449,378
kWh-Off Peak	267,556,713	236,759,812	208,998,038	196,957,903	179,115,719	173,363,668	213,058,202	204,483,918	200,315,647	182,001,749	182,482,240	220,227,167	2,465,320,776
Total kWh	415,529,864	393,406,483	366,063,992	332,705,600	285,281,432	307,446,141	362,361,991	357,488,216	339,495,929	292,394,357	297,238,058	375,415,638	4,124,827,701
	415,529,863	393,406,483	366,063,991	332,705,600	285,281,432	307,446,142	362,361,991	357,488,216	339,495,929	292,394,356	297,238,058	375,415,638	4,124,827,699
	1	(0)	1	(0)	0	(1)	0	(0)	0	1	0	(0)	2
SGS (0 - 20 kW)													
Service Charge - Single Phase	52,829	52,941	52,981	53,089	53,190	53,298	52,238	52,337	52,423	52,491	52,587	52,693	633,097
Service Charge - Three Phase	9,624	9,632	9,709	9,719	9,737	9,745	9,532	9,551	9,582	9,631	9,654	9,668	115,784
Total kWh	62,124,089	57,039,659	47,040,350	57,757,173	43,668,106	43,030,787	64,877,297	58,425,229	61,587,637	51,858,481	50,152,392	56,606,546	654,167,747
SGS-TOU													
Service Charge - Single Phase	466	462	463	461	460	461	450	449	449	448	447	444	5,460
Service Charge - Three Phase	57	57	57	57	57	55	54	54	53	54	54	54	662
kWh-On Peak	434,487	411,728	350,936	483,776	387,940	370,520	524,250	464,076	486,847	426,737	390,896	402,856	5,135,049
kWh-Shoulder	387,906	339,161	278,054	290,635	178,277	173,545	244,562	217,681	227,249	196,326	175,036	243,547	2,951,979
kWh-Off Peak	959,390	851,294	692,065	1,028,172	885,708	856,696	1,185,184	988,683	1,094,550	988,858	940,701	919,274	11,390,573
Total kWh	1,781,783	1,602,182	1,321,054	1,802,583	1,451,926	1,400,761	1,953,996	1,670,439	1,808,645	1,611,921	1,506,633	1,565,677	19,477,601
SGS All Hours (SGS & SGS-TOU)													
Service Charge - Single Phase	53,295	53,404	53,443	53,550	53,649	53,759	52,688	52,786	52,873	52,939	53,034	53,137	638,558
Service Charge - Three Phase	9,680	9,689	9,766	9,776	9,793	9,801	9,586	9,605	9,635	9,685	9,708	9,722	116,446
Total kWh	63,905,872	58,641,841	48,361,405	59,559,756	45,120,032	44,431,548	66,831,293	60,095,668	63,396,282	53,470,402	51,659,025	58,172,223	673,645,348
SGS-TOU (SGS & SGS-TOU)													
Service Charge - Single Phase	53,295	53,404	53,443	53,550	53,649	53,759	52,688	52,786	52,873	52,939	53,034	53,137	638,558
Service Charge - Three Phase	9,680	9,689	9,766	9,776	9,793	9,801	9,586	9,605	9,635	9,685	9,708	9,722	116,446
kWh-On Peak	17,062,352	17,044,491	15,449,526	18,214,580	12,969,154	14,438,967	20,388,132	19,124,888 Use	19,638,441	15,432,172	15,076,742	17,762,021	202,601,416

kWh-Shoulder	17,292,456	15,026,937	11,900,942	9,176,549	6,760,275	7,712,281	10,883,696	10,327,755	10,338,605	7,809,572	7,254,482	14,639,841	129,123,391
kWh-Off Peak	29,551,064	26,570,414	21,010,937	32,168,627	25,390,602	22,280,300	35,559,465	30,643,076	33,419,236	30,228,658	29,327,801	25,770,361	341,920,541
Total kWh	63,905,872	58,641,842	48,361,405	59,559,756	45,120,031	44,431,548	66,831,293	60,095,669	63,396,282	53,470,402	51,659,025	58,172,223	673,645,348

**Stipulation
Attachment 17
Docket No. 2022-00152**

Central Maine Power Company
Monthly Units -Projections from Sales and L

	Jan-24	Feb-24	Mar-24	Apr-24	May-24	Jun-24	Jul-24	Aug-23	Sep-23	Oct-23	Nov-23	Dec-23	Total
RATES A & R													
Minimum Charge	582,148	582,505	582,788	582,931	582,857	583,254	583,708	579,518	579,991	580,544	581,255	581,854	6,983,352
kWh 50 or less	28,691,595	28,085,137	25,996,998	28,657,517	27,747,409	27,833,110	27,648,768	29,295,240	26,596,579	28,564,333	27,343,124	27,048,845	333,508,654
kWh Charge for kWh > 50	385,435,396	364,070,644	337,510,983	303,342,484	258,049,995	282,353,147	341,574,154	333,545,508	313,884,588	266,031,424	272,304,330	343,802,169	3,801,904,823
Total kWh	414,126,991	392,155,781	363,507,981	332,000,001	285,797,404	310,186,256	369,222,922	362,840,748	340,481,167	294,595,757	299,647,454	370,851,014	4,135,413,477
A & R-TOU													
Service Charge	4,985	4,978	4,971	4,964	4,872	4,865	4,859	4,807	4,809	4,809	4,820	4,816	58,556
kWh-On Peak	1,803,121	1,810,540	1,650,126	1,364,765	1,014,828	960,165	1,156,892	1,167,394	1,075,969	932,686	1,083,631	1,505,050	15,525,166
kWh-Shoulder	720,811	719,523	638,968	522,991	402,738	402,912	505,730	527,034	465,756	369,644	414,140	588,576	6,278,824
kWh-Off Peak	4,352,375	4,203,619	3,775,920	2,967,321	2,236,289	2,155,226	2,376,469	2,382,790	2,223,684	2,029,285	2,392,692	3,472,078	34,567,746
Total kWh	6,876,307	6,733,681	6,065,015	4,855,077	3,653,855	3,518,303	4,039,090	4,077,217	3,765,409	3,331,615	3,890,463	5,565,703	56,371,736
A-LM													
Service Charge	165	166	166	165	165	164	164	164	164	164	163	163	1,971
kWh-On Peak	8,703	14,548	7,397	4,675	1,653	1,534	564	560	586	1,002	2,669	6,603	50,494
kWh-Shoulder	10,110	10,790	10,631	4,773	1,448	1,812	645	645	797	1,084	2,333	7,022	52,090
kWh-Off Peak	132,357	161,312	147,409	83,753	9,351	45,061	7,610	6,845	5,651	13,590	46,986	92,984	752,908
Total kWh	151,170	186,650	165,436	93,201	12,452	48,407	8,818	8,050	7,034	15,676	51,989	106,610	855,492
A-TOU-OPTS SUPER SAVER													
Service Charge	211	212	213	212	209	208	208	206	207	207	207	207	2,509
kWh-On Peak	90,777	85,075	77,700	58,491	41,229	32,748	40,138	42,045	39,712	39,544	45,869	68,418	661,746
kWh-Shoulder	-	-	-	-	-	-	-	-	-	-	-	-	-
kWh-Off Peak	361,410	343,120	312,662	233,687	153,730	116,388	123,730	122,217	117,151	131,455	160,637	257,832	2,434,018
Total kWh	452,187	428,196	390,362	292,177	194,958	149,135	163,868	164,261	156,863	170,999	206,506	326,251	3,095,764
Residential All Hours (Rate A, A-TOU, Super Saver)													
Minimum Charge	587,344	587,695	587,972	588,107	587,939	588,328	588,775	584,531	585,007	585,560	586,282	586,877	7,044,417
kWh 50 or less	29,199,328	28,598,051	26,458,667	29,101,816	28,121,081	28,162,190	27,963,501	29,637,691	26,902,966	28,903,951	27,718,977	27,478,587	338,244,806
kWh Charge for kWh > 50	392,256,157	370,719,607	343,504,690	308,045,439	261,525,136	285,691,505	345,462,380	337,444,535	317,500,473	269,194,420	276,027,446	349,264,380	3,856,636,168
Total kWh	421,455,485	399,317,659	369,963,357	337,147,255	289,846,217	313,853,695	373,425,881	367,082,226	344,403,440	298,098,371	303,744,423	376,742,968	4,194,880,977
Residential TOU (Rate A, A-TOU, Super Saver)													
Service Charge	587,344	587,695	587,972	588,107	587,939	588,328	588,775	584,531	585,007	585,560	586,282	586,877	7,044,417
kWh-On Peak	108,208,150	114,158,740	114,944,249	98,923,292	77,144,922	95,534,316	107,222,433	108,917,880	100,489,365	81,345,283	85,113,456	112,124,518	1,204,126,604
kWh-Shoulder	41,875,157	44,841,644	43,794,793	38,636,651	30,645,119	41,342,600	46,640,004	48,192,637	40,702,807	31,200,858	32,154,299	43,612,642	483,639,211
kWh-Off Peak	271,372,178	240,317,274	211,224,315	199,587,313	181,856,176	176,976,779	219,563,444	209,971,709	203,211,267	185,552,230	186,476,669	221,005,808	2,507,115,162
Total kWh	421,455,485	399,317,659	369,963,357	337,147,255	289,846,217	313,853,695	373,425,881	367,082,226	344,403,440	298,098,371	303,744,423	376,742,968	4,194,880,977
	0	(1)	(0)	1	(0)	0	0	0	(1)	0	1	0	0
SGS (0 - 20 kW)													
Service Charge - Single Phase	54,005	54,118	54,156	54,265	54,365	54,474	54,590	53,513	53,600	53,667	53,762	53,868	648,385
Service Charge - Three Phase	9,838	9,846	9,824	9,834	9,852	9,960	9,962	9,766	9,797	9,847	9,870	9,883	118,580
Total kWh	62,227,790	57,100,362	47,045,575	57,737,040	43,621,981	42,988,810	65,007,573	58,541,324	61,687,103	51,952,660	50,260,390	56,716,858	654,887,467
SGS-TOU													
Service Charge - Single Phase	477	472	473	471	470	471	470	459	460	458	457	454	5,592
Service Charge - Three Phase	58	58	58	58	58	57	57	55	54	55	55	55	678
kWh-On Peak	435,212	412,166	350,975	483,608	387,530	370,158	525,303	464,998	487,633	427,512	391,738	403,641	5,140,474
kWh-Shoulder	388,553	339,522	278,085	290,534	178,089	173,376	245,053	218,113	227,616	196,683	175,413	244,022	2,955,058
kWh-Off Peak	960,991	852,200	692,141	1,027,813	884,773	855,860	1,187,564	990,647	1,096,317	990,654	942,727	921,066	11,402,753
Total kWh	1,784,757	1,603,887	1,321,201	1,801,955	1,450,392	1,399,394	1,957,920	1,673,758	1,811,566	1,614,848	1,509,877	1,568,729	19,498,286
SGS All Hours (SGS & SGS-TOU)													
Service Charge - Single Phase	54,482	54,591	54,629	54,736	54,835	54,945	55,061	53,972	54,059	54,125	54,219	54,322	653,977
Service Charge - Three Phase	9,896	9,904	9,882	9,992	10,010	10,017	10,018	9,821	9,851	9,902	9,925	9,939	119,257
Total kWh	64,012,547	58,704,250	48,366,777	59,538,995	45,072,373	44,388,204	66,965,494	60,215,082	63,498,669	53,567,509	51,770,268	58,285,587	674,385,753
SGS-TOU (SGS & SGS-TOU)													
Service Charge - Single Phase	54,482	54,591	54,629	54,736	54,835	54,945	55,061	53,972	54,059	54,125	54,219	54,322	653,977
Service Charge - Three Phase	9,896	9,904	9,882	9,992	10,010	10,017	10,018	9,821	9,851	9,902	9,925	9,939	119,257
kWh-On Peak	17,090,833	17,062,630	15,451,242	18,208,231	12,955,455	14,424,881	20,429,073	19,162,310	19,670,158	15,460,198	15,109,208	17,796,635	202,821,384

kWh-Shoulder	17,321,322	15,042,929	11,902,264	9,173,351	6,753,134	7,704,758	10,905,551	10,348,277	10,355,303	7,823,754	7,270,104	14,668,371	129,269,118
kWh-Off Peak	29,600,393	26,598,691	21,013,271	32,157,413	25,363,783	22,258,565	35,630,870	30,703,965	33,473,209	30,283,556	29,390,955	25,820,581	342,295,252
Total kWh	64,012,548	58,704,250	48,366,777	59,538,995	45,072,372	44,388,204	66,965,494	60,215,082	63,498,670	53,567,508	51,770,267	58,285,587	674,385,754

**Stipulation
Attachment 17
Docket No. 2022-00152**

Central Maine Power Company
Monthly Units -Projections from Sales and L

	Jan-25	Feb-25	Mar-25	Apr-25	May-25	Jun-25	Jul-25	Aug-24	Sep-24	Oct-24	Nov-24	Dec-24	Total
RATES A & R													
Minimum Charge	586,904	587,262	587,544	587,687	587,615	588,012	588,465	584,250	584,728	585,286	586,001	586,603	7,040,358
kWh 50 or less	29,242,062	28,508,301	26,134,774	28,695,491	27,724,126	28,167,165	28,338,288	29,898,639	27,017,964	28,825,886	27,637,389	27,305,946	337,496,031
kWh Charge for kWh > 50	395,589,836	372,930,901	343,515,713	307,903,415	262,214,212	289,576,137	353,673,227	345,645,547	323,362,675	272,131,131	277,666,794	349,391,486	3,893,601,074
Total kWh	424,831,898	401,439,201	369,650,487	336,598,906	289,938,338	317,743,302	382,011,516	375,544,186	350,380,639	300,957,017	305,304,183	376,697,432	4,231,097,106

A & R-TOU													
Service Charge	5,026	5,019	5,011	5,005	4,912	4,905	4,899	4,846	4,849	4,849	4,859	4,855	59,034
kWh-On Peak	1,837,715	1,837,819	1,658,871	1,366,573	1,013,977	971,689	1,185,743	1,191,439	1,093,016	941,226	1,095,293	1,519,355	15,712,717
kWh-Shoulder	734,641	730,364	642,355	523,684	402,400	407,748	518,342	537,889	473,136	373,029	418,597	594,170	6,356,355
kWh-Off Peak	4,435,878	4,266,955	3,795,932	2,971,253	2,234,412	2,181,093	2,435,734	2,431,868	2,258,915	2,047,866	2,418,442	3,505,080	34,983,429
Total kWh	7,008,233	6,835,139	6,097,158	4,861,510	3,650,789	3,560,530	4,139,820	4,161,196	3,825,067	3,362,121	3,932,332	5,618,606	57,052,501

A-LM													
Service Charge	166	167	167	166	166	165	165	165	165	165	164	164	1,987
kWh-On Peak	8,870	14,767	7,436	4,681	1,652	1,553	578	572	595	1,012	2,698	6,666	51,078
kWh-Shoulder	10,304	10,953	10,687	4,780	1,447	1,834	661	658	810	1,094	2,358	7,089	52,674
kWh-Off Peak	134,896	163,742	148,190	83,864	9,343	45,602	7,800	6,986	5,741	13,714	47,492	93,868	761,237
Total kWh	154,070	189,462	166,313	93,325	12,442	48,988	9,038	8,216	7,145	15,820	52,548	107,623	864,989

A-TOU-OPTS SUPER SAVER													
Service Charge	213	214	215	214	211	210	210	208	209	209	209	209	2,530
kWh-On Peak	92,519	86,357	78,111	58,568	41,194	33,141	41,139	42,911	40,341	39,906	46,363	69,069	669,619
kWh-Shoulder	-	-	-	-	-	-	-	-	-	-	-	-	-
kWh-Off Peak	368,344	348,290	314,319	233,996	153,601	117,785	126,816	124,734	119,007	132,658	162,366	260,283	2,462,199
Total kWh	460,863	434,647	392,430	292,565	194,795	150,925	167,955	167,645	159,348	172,565	208,728	329,352	3,131,818

Residential All Hours (Rate A, A-TOU, Super Saver)													
Minimum Charge	592,143	592,495	592,771	592,906	592,738	593,127	593,574	589,304	589,786	590,343	591,069	591,668	7,101,922
kWh 50 or less	29,756,175	29,024,566	26,593,696	29,134,882	28,091,843	28,496,177	28,657,847	30,243,276	27,325,204	29,164,441	28,012,255	27,737,100	342,237,362
kWh Charge for kWh > 50	402,544,819	379,684,421	349,546,478	312,618,099	265,692,078	292,958,581	357,661,444	349,629,751	327,039,850	275,327,262	281,432,989	354,908,289	3,949,044,061
Total kWh	432,300,994	408,708,987	376,140,074	341,752,981	293,783,921	321,454,758	386,319,290	379,873,027	354,365,054	304,491,703	309,445,243	382,645,389	4,291,281,424

Residential TOU (Rate A, A-TOU, Super Saver)													
Service Charge	592,143	592,495	592,771	592,906	592,738	593,127	593,574	589,304	589,786	590,343	591,069	591,668	7,101,922
kWh-On Peak	110,992,721	116,843,576	116,863,299	100,274,670	78,246,966	97,848,013	110,924,541	112,713,070	103,395,946	83,089,900	86,710,906	113,881,170	1,231,784,778
kWh-Shoulder	42,952,750	45,896,250	44,525,968	39,164,461	31,082,895	42,343,855	48,250,360	49,871,886	41,880,106	31,870,024	32,757,786	44,295,920	494,892,261
kWh-Off Peak	278,355,524	245,969,162	214,750,807	202,313,849	184,454,060	181,262,889	227,144,390	217,288,071	209,089,002	189,531,779	189,976,552	224,468,300	2,564,604,385
Total kWh	432,300,995	408,708,988	376,140,074	341,752,989	293,783,921	321,454,757	386,319,291	379,873,027	354,365,054	304,491,703	309,445,244	382,645,390	4,291,281,424
	432,300,994	408,708,987	376,140,074	341,752,981	293,783,921	321,454,758	386,319,290	379,873,027	354,365,054	304,491,703	309,445,243	382,645,389	4,291,281,424
	1	1	(0)	(1)	(0)	(1)	1	(0)	(0)	(0)	1	1	(0)

SGS (0 - 20 kW)													
Service Charge - Single Phase	55,182	55,295	55,332	55,441	55,541	55,650	55,767	54,690	54,776	54,842	54,938	55,044	662,497
Service Charge - Three Phase	10,052	10,060	10,140	10,149	10,167	10,175	10,176	9,980	10,012	10,063	10,085	10,099	121,160
Total kWh	62,189,902	57,031,518	46,961,148	57,635,198	43,532,055	42,904,828	64,897,407	58,477,720	61,627,888	51,909,212	50,234,636	56,678,002	654,079,515

SGS-TOU													
Service Charge - Single Phase	487	483	483	482	480	481	480	469	470	468	467	464	5,714
Service Charge - Three Phase	59	59	59	59	59	58	58	57	55	56	56	56	693
kWh-On Peak	434,947	411,669	350,345	482,755	386,731	369,435	524,413	464,492	487,165	427,154	391,537	403,364	5,134,009
kWh-Shoulder	388,317	339,112	277,585	290,021	177,722	173,037	244,638	217,876	227,397	196,519	175,233	243,855	2,951,403
kWh-Off Peak	960,406	851,172	690,899	1,026,000	882,949	854,188	1,185,551	989,571	1,095,265	989,825	942,243	920,435	11,388,506
Total kWh	1,783,671	1,601,954	1,318,830	1,798,776	1,447,402	1,396,661	1,954,602	1,671,939	1,809,827	1,613,498	1,509,104	1,567,654	19,473,918

SGS All Hours (SGS & SGS-TOU)													
Service Charge - Single Phase	55,669	55,778	55,815	55,922	56,021	56,131	56,247	55,159	55,245	55,310	55,405	55,508	668,211
Service Charge - Three Phase	10,112	10,119	10,199	10,208	10,226	10,233	10,234	10,037	10,067	10,119	10,142	10,155	121,853
Total kWh	63,973,573	58,633,472	48,279,979	59,433,974	44,979,457	44,301,489	66,852,009	60,149,660	63,437,715	53,522,710	51,743,740	58,245,656	673,553,432

SGS-TOU (SGS & SGS-TOU)													
Service Charge - Single Phase	55,669	55,778	55,815	55,922	56,021	56,131	56,247	55,159	55,245	55,310	55,405	55,508	668,211
Service Charge - Three Phase	10,112	10,119	10,199	10,208	10,226	10,233	10,234	10,037	10,067	10,119	10,142	10,155	121,853
kWh-On Peak	17,080,427	17,042,058	15,423,514	18,176,114	12,928,748	14,396,701	20,394,452	19,114,000	19,651,276	15,447,269	15,101,466	17,784,443	202,568,488

kWh-Shoulder	17,310,775	15,024,792	11,880,904	9,157,170	6,739,213	7,689,706	10,887,070	10,337,034	10,345,362	7,817,211	7,266,379	14,658,322	129,113,938
kWh-Off Peak	29,582,370	26,566,621	20,975,561	32,100,691	25,311,496	22,215,082	35,570,487	30,670,606	33,441,077	30,258,230	29,375,895	25,802,891	341,871,007
Total kWh	63,973,572	58,633,471	48,279,979	59,433,975	44,979,457	44,301,489	66,852,009	60,149,660	63,437,715	53,522,710	51,743,740	58,245,656	673,553,433

**Stipulation
Attachment 17
Docket No. 2022-00152**

Central Maine Power Company
Monthly Units - Projections from Sales and L

	Jan-26	Feb-26	Mar-26	Apr-26	May-26	Jun-26	Jul-26	Aug-25	Sep-25	Oct-25	Nov-25	Dec-25	Total
RATES A & R													
Minimum Charge	591,645	591,999	592,278	592,418	592,341	592,734	593,184	589,007	589,483	590,038	590,750	591,349	7,097,227
kWh 50 or less	30,419,604	29,536,644	26,915,057	29,451,735	28,527,149	29,315,987	29,763,731	30,846,897	27,793,132	29,363,516	28,111,833	27,800,161	347,845,446
kWh Charge for kWh > 50	412,396,860	387,416,039	355,021,764	317,183,593	270,868,272	302,021,313	371,738,974	359,571,898	335,005,915	279,048,185	283,560,950	356,677,131	4,030,510,893
Total kWh	442,816,464	416,952,683	381,936,821	346,635,328	299,395,420	331,337,300	401,502,704	390,418,795	362,799,048	308,411,701	311,672,782	384,477,292	4,378,356,339
A & R-TOU													
Service Charge	5,066	5,059	5,052	5,045	4,952	4,944	4,938	4,885	4,888	4,888	4,899	4,895	59,511
kWh-On Peak	1,911,717	1,904,113	1,708,399	1,402,588	1,043,346	1,011,320	1,245,387	1,229,226	1,124,376	958,781	1,114,096	1,546,854	16,200,203
kWh-Shoulder	764,224	756,710	661,533	537,485	414,055	424,379	544,415	554,949	486,710	379,986	425,783	604,924	6,555,153
kWh-Off Peak	4,614,505	4,420,872	3,909,263	3,049,558	2,299,132	2,270,051	2,558,254	2,508,997	2,323,725	2,086,061	2,459,958	3,968,519	36,068,895
Total kWh	7,290,446	7,081,694	6,279,195	4,989,631	3,756,533	3,705,750	4,348,056	4,293,172	3,934,811	3,424,828	3,999,837	5,720,298	58,824,252
A-LM													
Service Charge	168	169	169	168	168	167	167	166	166	166	165	165	2,003
kWh-On Peak	9,227	15,300	7,658	4,804	1,700	1,616	607	590	612	1,030	2,744	6,787	52,675
kWh-Shoulder	10,719	11,348	11,006	4,906	1,489	1,909	694	679	833	1,114	2,399	7,217	54,312
kWh-Off Peak	140,328	169,649	152,614	86,074	9,614	47,461	8,192	7,207	5,906	13,970	48,307	95,567	784,889
Total kWh	160,274	196,296	171,278	95,784	12,802	50,986	9,492	8,476	7,350	16,115	53,450	109,571	891,876
A-TOU-OPTS SUPER SAVER													
Service Charge	215	216	217	216	213	212	211	210	211	211	211	211	2,550
kWh-On Peak	96,245	89,472	80,444	60,112	42,387	34,492	43,209	44,272	41,498	40,651	47,158	70,319	690,258
kWh-Shoulder	-	-	-	-	-	-	-	-	-	-	-	-	-
kWh-Off Peak	383,177	360,853	323,703	240,163	158,050	122,588	133,195	128,690	122,422	135,132	165,153	264,994	2,538,121
Total kWh	479,421	450,326	404,147	300,275	200,437	157,081	176,403	172,961	163,920	175,783	212,312	335,313	3,228,379
Residential All Hours (Rate A, A-TOU, Super Saver)													
Minimum Charge	596,926	597,274	597,547	597,678	597,505	597,890	598,333	594,102	594,581	595,137	595,859	596,455	7,159,288
kWh 50 or less	30,953,361	30,070,207	27,386,032	29,901,190	28,904,179	29,657,762	30,099,133	31,199,765	28,107,126	29,706,326	28,491,754	28,238,020	352,714,855
kWh Charge for kWh > 50	419,632,970	394,414,496	361,234,131	322,024,044	274,448,212	305,542,369	375,928,031	363,685,163	338,790,653	282,305,986	287,393,177	362,294,882	4,087,684,114
Total kWh	450,586,332	424,484,703	388,620,163	351,925,234	303,352,391	335,200,131	406,027,164	394,884,928	366,897,779	312,012,312	315,884,931	390,532,903	4,440,408,970
Residential TOU (Rate A, A-TOU, Super Saver)													
Service Charge	596,926	597,274	597,547	597,678	597,505	597,890	598,333	594,102	594,581	595,137	595,859	596,455	7,159,288
kWh-On Peak	115,687,457	121,353,609	120,740,749	103,259,339	80,795,451	102,031,984	116,583,297	117,167,289	107,052,720	85,142,129	88,515,397	116,228,615	1,274,558,036
kWh-Shoulder	44,769,552	47,667,795	46,003,312	40,330,189	32,095,258	44,154,474	50,711,826	51,842,733	43,361,267	32,657,179	33,439,490	45,208,997	512,242,072
kWh-Off Peak	290,129,322	255,463,300	221,876,102	208,335,707	190,461,682	189,013,672	238,732,040	225,874,906	216,483,792	194,213,004	193,930,045	229,095,291	2,653,608,863
Total kWh	450,586,331	424,484,704	388,620,163	351,925,235	303,352,391	335,200,130	406,027,163	394,884,928	366,897,779	312,012,312	315,884,932	390,532,903	4,440,408,971
	450,586,332	424,484,703	388,620,163	351,925,234	303,352,391	335,200,131	406,027,164	394,884,928	366,897,779	312,012,312	315,884,931	390,532,903	4,440,408,970
	(1)	1	0	1	0	(1)	(1)	(0)	(0)	0	1	0	1
SGS (0 - 20 kW)													
Service Charge - Single Phase	56,358	56,472	56,507	56,616	56,717	56,826	56,943	55,866	55,952	56,018	56,113	56,220	676,608
Service Charge - Three Phase	10,267	10,274	10,355	10,365	10,383	10,390	10,391	10,195	10,227	10,278	10,301	10,315	123,741
Total kWh	62,570,679	57,395,732	47,275,413	58,010,843	43,834,092	43,186,190	65,301,351	58,358,271	61,515,118	51,820,424	50,160,385	56,604,665	656,033,163
SGS-TOU													
Service Charge - Single Phase	498	493	493	492	490	491	491	479	480	478	477	474	5,836
Service Charge - Three Phase	61	60	60	60	60	59	59	58	57	58	58	58	707
kWh-On Peak	437,611	414,298	352,690	485,901	389,415	371,858	527,677	463,544	486,274	426,424	390,959	402,842	5,149,491
kWh-Shoulder	390,694	341,278	279,443	291,911	178,955	174,172	246,161	217,431	226,981	196,182	175,064	243,539	2,961,812
kWh-Off Peak	966,287	856,608	695,523	1,032,687	889,075	859,790	1,192,931	987,549	1,093,261	988,132	940,851	919,244	11,421,937
Total kWh	1,794,592	1,612,184	1,327,656	1,810,500	1,457,445	1,405,820	1,966,768	1,668,524	1,806,516	1,610,738	1,506,873	1,565,625	19,533,240
SGS All Hours (SGS & SGS-TOU)													
Service Charge - Single Phase	56,856	56,965	57,001	57,108	57,207	57,317	57,434	56,345	56,432	56,496	56,590	56,693	682,444
Service Charge - Three Phase	10,327	10,335	10,416	10,425	10,443	10,449	10,450	10,253	10,284	10,336	10,359	10,372	124,449
Total kWh	64,365,271	59,007,916	48,603,069	59,821,343	45,291,537	44,592,010	67,268,119	60,026,795	63,321,633	53,431,162	51,667,258	58,170,290	675,566,403
SGS-TOU (SGS & SGS-TOU)													
Service Charge - Single Phase	56,856	56,965	57,001	57,108	57,207	57,317	57,434	56,345	56,432	56,496	56,590	56,693	682,444
Service Charge - Three Phase	10,327	10,335	10,416	10,425	10,443	10,449	10,450	10,253	10,284	10,336	10,359	10,372	124,449
kWh-On Peak	17,185,007	17,150,892	15,526,728	18,294,579	13,018,451	14,491,112	20,521,394	19,182,805	19,615,317	15,420,847	15,079,145	17,761,431	203,167,823

Jan-Dec 2024 Jan-Dec 2025

659,907	674,140
674,148,119	673,071,091
659,907	674,140
120,340	122,936
202,748,819	202,421,674

kWh-Shoulder	17,416,766	15,120,743	11,960,411	9,216,853	6,785,971	7,740,134	10,954,835	10,315,919	10,326,432	7,803,840	7,255,639	14,639,355	129,536,898	129,227,617	129,030,815
kWh-Off Peak	29,763,497	26,736,281	21,115,930	32,309,911	25,487,114	22,360,764	35,791,890	30,607,957	33,379,885	30,206,474	29,332,475	25,769,504	342,861,682	342,171,685	341,618,603
Total kWh	64,365,270	59,007,916	48,603,069	59,821,343	45,291,536	44,592,010	67,268,119	60,026,796	63,321,634	53,431,161	51,667,259	58,170,290	675,566,403	674,148,121	673,071,092

Stipulation
 Attachment 17
 Docket No. 2022-00152

	Jan-23	Feb-23	Mar-23	Apr-23	May-23	Jun-23	Jul-22	Aug-22	Sep-22	Oct-22	Nov-22	Dec-22	Total
RATES A & R													
Minimum Charge	577,459	577,811	578,087	578,223	578,142	578,533	578,981	574,938	575,379	575,925	576,548	577,157	6,927,183
kWh 50 or less	28,499,033	27,946,952	26,084,051	28,726,684	27,888,203	27,756,933	27,250,526	28,968,248	26,581,540	28,379,356	26,982,324	27,131,104	332,184,955
kWh Charge for kWh > 50	379,751,520	358,332,892	333,502,948	298,819,238	253,524,886	276,031,807	330,999,860	324,337,280	308,994,335	280,535,069	266,212,826	342,374,662	3,733,417,322
Total kWh	408,250,554	386,279,844	359,586,999	327,545,922	281,413,089	303,788,741	358,250,386	353,295,529	335,575,874	288,914,425	293,195,150	369,505,766	4,065,602,277
A & R-TOU													
Service Charge	4,945	4,938	4,931	4,924	4,833	4,826	4,780	4,769	4,771	4,771	4,781	4,777	58,046
kWh-On Peak	1,791,019	1,801,632	1,655,651	1,368,059	1,019,978	957,537	1,131,746	1,153,965	1,075,361	926,646	1,069,332	1,509,627	15,460,553
kWh-Shoulder	715,974	715,983	641,108	524,253	404,781	401,810	494,738	520,971	465,493	367,250	408,675	590,366	6,251,402
kWh-Off Peak	4,323,164	4,182,936	3,788,564	2,974,483	2,247,636	2,149,327	2,324,815	2,355,380	2,222,426	2,016,143	2,361,119	3,482,637	34,428,631
Total kWh	6,830,157	6,700,550	6,085,324	4,866,795	3,672,395	3,508,674	3,951,298	4,030,316	3,763,280	3,310,040	3,839,127	5,582,629	56,140,586
A-LM													
Service Charge	164	165	165	164	164	163	161	162	162	162	161	161	1,954
kWh-On Peak	8,645	14,477	7,421	4,686	1,662	1,530	551	554	585	996	2,634	6,623	50,364
kWh-Shoulder	10,042	10,737	10,666	4,785	1,455	1,807	631	637	796	1,077	2,302	7,043	51,980
kWh-Off Peak	131,489	160,518	147,902	83,955	9,398	44,937	7,444	6,766	5,648	13,502	46,366	93,267	751,173
Total kWh	150,155	185,731	165,990	93,426	12,515	48,275	8,626	7,957	7,030	15,575	51,303	106,934	853,517
A-TOU-OPTS SUPER SAVER													
Service Charge	210	210	211	210	207	206	205	205	206	206	206	206	2,488
kWh-On Peak	90,168	84,657	77,960	58,632	41,438	32,658	39,266	41,561	39,689	39,288	45,264	68,626	659,207
kWh-Shoulder	-	-	-	-	-	-	-	-	-	-	-	-	-
kWh-Off Peak	358,984	341,432	313,709	234,251	154,510	116,069	121,041	120,811	117,085	130,603	158,517	258,616	2,425,629
Total kWh	449,153	426,089	391,669	292,883	195,948	148,727	160,307	162,372	156,774	169,892	203,781	327,243	3,084,836
Residential All Hours (Rate A, A-TOU, Super Saver)													
Minimum Charge	582,613	582,959	583,229	583,357	583,182	583,566	583,966	579,911	580,355	580,902	581,535	582,140	6,987,716
kWh 50 or less	29,007,185	28,462,557	26,553,885	29,179,202	28,271,558	28,091,107	27,563,278	29,301,907	26,892,054	28,721,181	27,354,387	27,565,038	336,963,339
kWh Charge for kWh > 50	386,522,678	364,943,926	339,510,107	303,526,398	257,009,874	279,355,035	334,798,713	328,186,309	312,603,875	263,673,175	269,883,671	347,850,600	3,787,864,361
Total kWh	415,529,863	393,406,483	366,063,991	332,705,600	285,281,432	307,446,142	362,361,991	357,488,216	339,495,929	292,394,356	297,238,058	375,415,638	4,124,827,699
Residential TOU (Rate A, A-TOU, Super Saver)													
Service Charge	582,613	582,959	583,229	583,357	583,182	583,566	583,966	579,911	580,355	580,902	581,535	582,140	6,987,716
kWh-On Peak	55,971,049	55,618,519	56,250,875	50,567,483	38,346,458	47,130,284	52,891,535	55,152,944	51,071,295	40,718,563	42,242,366	56,157,093	602,118,464
kWh-Shoulder	-	-	-	-	-	-	-	-	-	-	-	-	-
kWh-Off Peak	359,558,815	337,787,964	309,813,116	282,138,117	246,934,974	260,315,858	309,470,456	302,335,272	288,424,634	251,675,793	254,995,692	319,258,545	3,522,709,236
Total kWh	415,529,864	393,406,483	366,063,991	332,705,600	285,281,432	307,446,142	362,361,991	357,488,216	339,495,929	292,394,356	297,238,058	375,415,638	4,124,827,699
	1	(0)	(0)	(0)	0	0	0	(0)	0	(0)	0	(0)	1
A-LM													
Service Charge	164	165	165	164	164	163	161	162	162	162	161	161	1,954
kWh-On Peak	16,616	21,036	20,574	12,589	1,647	9,226	1,628	1,671	1,360	2,363	6,515	13,607	108,832
kWh-Shoulder	-	-	-	-	-	-	-	-	-	-	-	-	-
kWh-Off Peak	133,539	164,695	145,416	80,837	10,868	39,048	6,998	6,287	5,669	13,212	44,787	93,326	744,682
Total kWh	150,155	185,731	165,990	93,426	12,515	48,274	8,626	7,958	7,029	15,575	51,302	106,933	853,514
	150,155	185,731	165,990	93,426	12,515	48,275	8,626	7,957	7,030	15,575	51,303	106,934	853,517
	(0)	(0)	(0)	(0)	(0)	(1)	(0)	1	(1)	0	(1)	(1)	(3)
SGS (0 - 20 kW)													
Service Charge - Single Phase	52,829	52,941	52,981	53,089	53,190	53,298	52,238	52,337	52,423	52,491	52,587	52,693	633,097
Service Charge - Three Phase	9,624	9,632	9,709	9,719	9,737	9,745	9,532	9,551	9,582	9,631	9,654	9,668	115,784
Total kWh	62,124,089	57,039,659	47,040,530	57,757,173	43,668,106	43,030,787	64,877,297	58,425,229	61,587,637	51,858,481	50,152,392	56,606,546	654,167,747
SGS-TOU													
Service Charge - Single Phase	466	462	463	461	460	461	450	449	449	448	447	444	5,460
Service Charge - Three Phase	57	57	57	57	57	55	54	54	53	54	54	54	662
kWh-On Peak	434,487	411,728	350,936	483,776	387,940	370,520	524,250	464,076	486,847	426,737	390,896	402,856	5,135,049
kWh-Shoulder	387,906	339,161	278,054	290,635	178,277	173,545	244,562	217,681	227,249	196,326	175,036	243,547	2,951,979
kWh-Off Peak	959,390	851,294	692,065	1,028,172	885,708	856,696	1,185,184	988,683	1,094,550	988,858	940,701	919,274	11,390,573
Total kWh	1,781,783	1,602,182	1,321,054	1,802,583	1,451,926	1,400,761	1,953,996	1,670,439	1,808,645	1,611,921	1,506,633	1,565,677	19,477,601
SGS All Hours (SGS & SGS-TOU)													
Service Charge - Single Phase	53,295	53,404	53,443	53,550	53,649	53,759	52,688	52,786	52,873	52,939	53,034	53,137	638,558
Service Charge - Three Phase	9,680	9,689	9,766	9,776	9,793	9,801	9,586	9,605	9,635	9,685	9,708	9,722	116,446
Total kWh	63,905,872	58,641,841	48,361,405	59,559,756	45,120,032	44,431,548	66,831,293	60,095,668	63,396,282	53,470,402	51,659,025	58,172,223	673,645,348
SGS-TOU (SGS & SGS-TOU)													
Service Charge - Single Phase	53,295	53,404	53,443	53,550	53,649	53,759	52,688	52,786	52,873	52,939	53,034	53,137	638,558
Service Charge - Three Phase	9,680	9,689	9,766	9,776	9,793	9,801	9,586	9,605	9,635	9,685	9,708	9,722	116,446
kWh-On Peak	6,835,435	6,585,483	5,781,719	7,004,136	4,840,661	5,488,475	7,897,152	7,493,243	7,532,008	5,849,578	5,760,680	6,888,647	77,957,237
kWh-Shoulder	-	-	-	-	-	-	-	-	-	-	-	-	-
kWh-Off Peak	57,070,437	52,056,568	42,579,686	52,556,619	40,279,361	38,943,073	58,934,141	52,602,425	55,864,274	47,620,825	45,898,345	51,283,576	595,688,110
Total kWh	63,905,872	58,641,841	48,361,405	59,559,755	45,120,032	44,431,548	66,831,293	60,095,668	63,396,282	53,470,403	51,659,025	58,172,223	673,645,347

Internal Use

Stipulation
Attachment 17
Docket No. 2022-00152

	Jan-24	Feb-24	Mar-24	Apr-24	May-24	Jun-24	Jul-24	Aug-23	Sep-23	Oct-23	Nov-23	Dec-23	Total
RATES A & R													
Minimum Charge	582,148	582,505	582,788	582,931	582,857	583,254	583,708	579,518	579,991	580,544	581,255	581,854	6,983,352
kWh 50 or less	28,691,595	28,085,137	25,996,998	28,657,517	27,747,409	27,833,110	27,648,768	29,295,240	26,596,579	28,564,333	27,343,124	27,048,845	333,508,654
kWh Charge for kWh > 50	385,435,396	364,070,644	337,510,983	303,342,484	258,049,995	282,353,147	341,574,154	333,545,508	313,884,588	266,031,424	272,304,330	343,802,169	3,801,904,823
Total kWh	414,126,991	392,155,781	363,507,981	332,000,001	285,797,404	310,186,256	369,222,922	362,840,748	340,481,167	294,595,757	299,647,454	370,851,014	4,135,413,477
A & R-TOU													
Service Charge	4,985	4,978	4,971	4,964	4,872	4,865	4,859	4,807	4,809	4,809	4,820	4,816	58,556
kWh-On Peak	1,803,121	1,810,540	1,650,126	1,364,765	1,014,828	960,165	1,156,892	1,167,394	1,075,969	932,686	1,083,631	1,505,050	15,525,166
kWh-Shoulder	720,811	719,523	638,968	522,991	402,738	402,912	505,730	527,034	465,756	369,644	414,140	588,576	6,278,824
kWh-Off Peak	4,352,375	4,203,619	3,775,920	2,967,321	2,236,289	2,155,226	2,376,469	2,382,790	2,223,684	2,029,285	2,392,692	3,472,078	34,567,746
Total kWh	6,876,307	6,733,681	6,065,015	4,855,077	3,653,855	3,518,303	4,039,090	4,077,217	3,765,409	3,331,615	3,890,463	5,565,703	56,371,736
A-LM													
Service Charge	165	166	166	165	165	164	164	164	164	164	163	163	1,971
kWh-On Peak	8,703	14,548	7,397	4,675	1,653	1,534	564	580	586	1,002	2,669	6,603	50,944
kWh-Shoulder	10,110	10,790	10,631	4,773	1,448	1,812	645	645	797	1,084	2,333	7,022	52,090
kWh-Off Peak	132,357	161,312	147,409	83,753	9,351	45,061	7,610	6,845	5,651	13,590	46,986	92,984	752,908
Total kWh	151,170	186,650	165,436	93,201	12,452	48,407	8,818	8,050	7,034	15,676	51,989	106,610	855,492
A-TOU-OPTS SUPER SAVER													
Service Charge	211	212	213	212	209	208	208	206	207	207	207	207	2,509
kWh-On Peak	90,777	85,075	77,700	58,491	41,229	32,748	40,138	42,045	39,712	39,544	45,869	68,418	661,746
kWh-Shoulder	-	-	-	-	-	-	-	-	-	-	-	-	-
kWh-Off Peak	361,410	343,120	312,662	233,687	153,730	116,388	123,730	122,217	117,151	131,455	160,637	257,832	2,434,018
Total kWh	452,187	428,196	390,362	292,177	194,958	149,135	163,868	164,261	156,863	170,999	206,506	326,251	3,095,764
Residential All Hours (Rate A, A-TOU, Super Saver)													
Minimum Charge	587,344	587,695	587,972	588,107	587,939	588,328	588,775	584,531	585,007	585,560	586,282	586,877	7,044,417
kWh 50 or less	29,199,328	28,598,051	26,458,667	29,101,816	28,121,081	28,162,190	27,963,501	29,637,691	26,902,966	28,903,951	27,716,977	27,478,587	338,244,806
kWh Charge for kWh > 50	392,256,157	370,719,607	343,504,690	308,045,439	261,525,136	285,691,505	345,462,380	337,444,535	317,500,473	269,194,420	276,027,446	349,264,380	3,856,636,168
Total kWh	421,455,485	399,317,659	369,963,357	337,147,255	289,646,217	313,853,695	373,425,881	367,082,226	344,403,440	298,098,371	303,744,423	376,742,968	4,194,880,977
Residential TOU (Rate A, A-TOU, Super Saver)													
Service Charge	587,344	587,695	587,972	588,107	587,939	588,328	588,775	584,531	585,007	585,560	586,282	586,877	7,044,417
kWh-On Peak	56,769,218	56,454,221	56,850,068	51,242,564	38,933,156	48,112,537	54,506,456	56,633,099	51,809,545	41,512,899	43,167,026	56,355,644	612,346,433
kWh-Shoulder	-	-	-	-	-	-	-	-	-	-	-	-	-
kWh-Off Peak	364,686,267	342,863,437	313,113,289	285,904,691	250,713,062	265,741,158	318,919,425	310,449,127	292,593,894	256,585,472	260,577,397	320,387,324	3,582,534,543
Total kWh	421,455,485	399,317,659	369,963,357	337,147,255	289,646,217	313,853,695	373,425,881	367,082,226	344,403,439	298,098,371	303,744,423	376,742,968	4,194,880,976
	0	(1)	(0)	(0)	1	0	0	0	(1)	0	(0)	0	(1)
A-LM													
Service Charge	165	166	166	165	165	164	164	164	164	164	163	163	1,971
kWh-On Peak	16,728	21,140	20,505	12,559	1,639	9,252	1,664	1,690	1,361	2,378	6,602	13,566	109,084
kWh-Shoulder	-	-	-	-	-	-	-	-	-	-	-	-	-
kWh-Off Peak	134,441	165,510	144,931	80,643	10,813	39,156	7,154	6,360	5,673	13,298	45,386	93,043	748,408
Total kWh	151,169	186,650	165,436	93,202	12,452	48,408	8,818	8,050	7,034	15,676	51,988	106,609	855,492
	151,170	186,650	165,436	93,201	12,452	48,407	8,818	8,050	7,034	15,676	51,989	106,610	855,492
	(1)	0	(0)	1	(0)	1	0	0	0	(0)	(1)	(1)	0
SGS (0 - 20 kW)													
Service Charge - Single Phase	54,005	54,118	54,156	54,265	54,365	54,474	54,590	53,513	53,600	53,667	53,762	53,868	648,385
Service Charge - Three Phase	9,838	9,846	9,924	9,934	9,952	9,960	9,962	9,766	9,797	9,847	9,870	9,883	118,580
Total kWh	62,227,790	57,100,362	47,045,575	57,737,040	43,621,981	42,988,810	65,007,573	58,541,324	61,687,103	51,952,680	50,260,390	56,716,858	654,887,467
SGS-TOU													
Service Charge - Single Phase	477	472	473	471	470	471	470	459	460	458	457	454	5,592
Service Charge - Three Phase	58	58	58	58	58	57	57	55	54	55	55	55	678
kWh-On Peak	435,212	412,166	350,975	483,608	387,530	370,158	525,303	464,998	487,633	427,512	391,738	403,641	5,140,474
kWh-Shoulder	388,553	339,522	278,085	290,534	178,089	173,376	245,053	218,113	227,616	196,683	175,413	244,022	2,955,058
kWh-Off Peak	960,991	852,200	692,141	1,027,813	884,773	855,860	1,187,564	990,647	1,096,317	990,654	942,727	921,066	11,402,753
Total kWh	1,784,757	1,603,887	1,321,201	1,801,955	1,450,392	1,399,394	1,957,920	1,673,758	1,811,566	1,614,848	1,509,877	1,568,729	19,498,286
SGS All Hours (SGS & SGS-TOU)													
Service Charge - Single Phase	54,482	54,591	54,629	54,736	54,835	54,945	55,061	53,972	54,059	54,125	54,219	54,322	653,977
Service Charge - Three Phase	9,896	9,904	9,982	9,992	10,010	10,017	10,018	9,821	9,851	9,902	9,925	9,939	119,257
Total kWh	64,012,547	58,704,250	48,366,777	59,538,995	45,072,373	44,388,204	66,965,494	60,215,082	63,498,669	53,567,509	51,770,267	58,285,587	674,385,753
SGS-TOU (SGS & SGS-TOU)													
Service Charge - Single Phase	54,482	54,591	54,629	54,736	54,835	54,945	55,061	53,972	54,059	54,125	54,219	54,322	653,977
Service Charge - Three Phase	9,896	9,904	9,982	9,992	10,010	10,017	10,018	9,821	9,851	9,902	9,925	9,939	119,257
kWh-On Peak	6,846,846	6,592,492	5,782,361	7,001,695	4,835,568	5,483,121	7,913,010	7,508,132	7,544,173	5,860,201	5,773,085	6,902,071	78,042,755
kWh-Shoulder	-	-	-	-	-	-	-	-	-	-	-	-	-
kWh-Off Peak	57,165,702	52,111,758	42,584,415	52,537,300	40,236,805	38,905,084	59,052,484	52,708,950	55,954,496	47,707,308	45,997,182	51,383,515	596,342,999
Total kWh	64,012,548	58,704,250	48,366,776	59,538,995	45,072,373	44,388,205	66,965,494	60,215,082	63,498,669	53,567,509	51,770,267	58,285,586	674,385,754

Internal Use

7,913,010	6,897,343	7,001,695
7,499,975	6,846,846	4,835,568
	6,592,492	5,483,121
	5,782,361	7,536,931
		5,855,300
		5,770,127

Stipulation
Attachment 17
Docket No. 2022-00152

	Jan-25	Feb-25	Mar-25	Apr-25	May-25	Jun-25	Jul-25	Aug-24	Sep-24	Oct-24	Nov-24	Dec-24	Total
RATES A & R													
Minimum Charge	596,904	587,262	587,544	587,687	587,615	588,012	588,465	584,250	584,728	585,286	586,001	586,603	7,040,358
kWh 50 or less	29,242,062	28,508,301	26,134,774	28,695,491	27,724,126	28,167,165	28,338,288	29,898,639	27,017,964	28,825,886	27,637,389	27,305,946	337,496,031
kWh Charge for kWh > 50	395,589,836	372,930,901	343,515,713	307,903,415	262,214,212	289,576,137	353,673,227	345,645,547	323,362,675	272,131,131	277,666,794	349,391,486	3,893,601,074
Total kWh	424,831,898	401,439,201	369,650,487	336,598,906	289,938,338	317,743,302	382,011,516	375,544,186	350,380,639	300,957,017	305,304,183	376,697,432	4,231,097,106
A & R-TOU													
Service Charge	5,026	5,019	5,011	5,005	4,912	4,905	4,899	4,846	4,849	4,849	4,859	4,855	59,034
kWh-On Peak	1,837,715	1,837,819	1,658,871	1,366,573	1,013,977	971,689	1,185,743	1,191,439	1,093,016	941,226	1,095,293	1,519,355	15,712,717
kWh-Shoulder	734,641	730,364	642,355	523,684	402,400	407,748	518,342	537,889	473,136	373,029	418,597	594,170	6,356,355
kWh-Off Peak	4,435,878	4,266,955	3,795,932	2,971,253	2,234,412	2,181,093	2,435,734	2,431,868	2,258,915	2,047,866	2,418,442	3,505,080	34,983,429
Total kWh	7,008,233	6,835,139	6,097,158	4,861,510	3,650,789	3,560,530	4,139,820	4,161,196	3,825,067	3,362,121	3,932,332	5,618,606	57,052,501
A-LM													
Service Charge	166	167	167	166	166	165	165	165	165	165	164	164	1,987
kWh-On Peak	8,870	14,767	7,436	4,681	1,652	1,553	578	572	595	1,012	2,698	6,666	51,078
kWh-Shoulder	10,304	10,953	10,687	4,780	1,447	1,834	661	658	810	1,094	2,358	7,089	52,674
kWh-Off Peak	134,896	163,742	148,190	83,864	9,343	45,602	7,800	6,986	5,741	13,714	47,492	93,868	781,237
Total kWh	154,070	189,462	166,313	93,325	12,442	48,988	9,038	8,216	7,145	15,820	52,548	107,623	864,989
A-TOU-OPTS SUPER SAVER													
Service Charge	213	214	215	214	211	210	210	208	209	209	209	209	2,530
kWh-On Peak	92,519	86,357	78,111	58,568	41,194	33,141	41,139	42,911	40,341	39,906	46,363	69,069	669,619
kWh-Shoulder	-	-	-	-	-	-	-	-	-	-	-	-	-
kWh-Off Peak	368,344	348,290	314,319	233,996	153,601	117,785	126,816	124,734	119,007	132,658	162,366	260,283	2,462,199
Total kWh	460,863	434,647	392,430	292,565	194,795	150,925	167,955	167,645	159,348	172,565	208,728	329,352	3,131,818
Residential All Hours (Rate A, A-TOU, Super Saver)													
Minimum Charge	592,143	592,495	592,771	592,906	592,738	593,127	593,574	589,304	589,786	590,343	591,069	591,668	7,101,922
kWh 50 or less	29,756,175	29,024,566	26,593,596	29,134,882	28,091,843	28,496,177	28,657,847	30,243,276	27,325,204	29,164,441	28,012,255	27,737,100	342,237,362
kWh Charge for kWh > 50	402,544,819	379,684,421	349,546,478	312,618,099	265,692,078	292,958,581	357,661,444	349,629,751	327,039,850	275,327,262	281,432,989	354,908,289	3,949,044,061
Total kWh	432,300,994	408,708,987	376,140,074	341,752,981	293,783,921	321,454,758	386,319,290	379,873,027	354,365,054	304,491,703	309,445,243	382,645,389	4,291,281,424
Residential TOU (Rate A, A-TOU, Super Saver)													
Service Charge	592,143	592,495	592,771	592,906	592,738	593,127	593,574	589,304	589,786	590,343	591,069	591,668	7,101,922
kWh-On Peak	58,230,087	57,781,937	57,799,207	51,942,583	39,489,330	49,277,750	56,388,420	58,606,451	53,308,098	42,403,228	43,977,206	57,238,566	626,442,863
kWh-Shoulder	-	-	-	-	-	-	-	-	-	-	-	-	-
kWh-Off Peak	374,070,907	350,927,051	318,340,867	289,810,398	254,294,591	272,177,008	329,930,870	321,266,576	301,056,956	262,088,475	265,468,038	325,406,823	3,664,838,560
Total kWh	432,300,994	408,708,988	376,140,074	341,752,981	293,783,921	321,454,758	386,319,290	379,873,027	354,365,054	304,491,703	309,445,243	382,645,389	4,291,281,423
	(0)	1	(0)	0	(0)	0	(0)	(0)	(0)	(0)	1	(0)	(1)
A-LM													
Service Charge	166	167	167	166	166	165	165	165	165	165	164	164	1,987
kWh-On Peak	17,049	21,459	20,614	12,575	1,638	9,363	1,706	1,725	1,383	2,400	6,674	13,695	110,281
kWh-Shoulder	-	-	-	-	-	-	-	-	-	-	-	-	-
kWh-Off Peak	137,021	168,003	145,699	80,750	10,804	39,625	7,332	6,491	5,762	13,420	45,875	93,928	754,710
Total kWh	154,070	189,462	166,313	93,325	12,442	48,988	9,038	8,216	7,145	15,820	52,549	107,623	864,991
	(0)	(0)	0	0	0	(0)	0	0	(0)	0	1	0	2
SGS (0 - 20 kW)													
Service Charge - Single Phase	55,182	55,295	55,332	55,441	55,541	55,650	55,767	54,690	54,776	54,842	54,938	55,044	662,497
Service Charge - Three Phase	10,052	10,060	10,140	10,149	10,167	10,175	10,176	9,980	10,012	10,063	10,085	10,099	121,160
Total kWh	62,189,902	57,031,518	46,961,148	57,635,198	43,532,055	42,904,828	64,897,407	58,477,720	61,627,888	51,909,212	50,234,636	56,678,002	654,079,515
SGS-TOU													
Service Charge - Single Phase	487	483	483	482	480	481	480	469	470	468	467	464	5,714
Service Charge - Three Phase	59	59	59	59	59	58	58	57	55	56	56	56	693
kWh-On Peak	434,947	411,669	350,345	482,755	386,731	369,435	524,413	464,492	487,165	427,154	391,537	403,364	5,134,009
kWh-Shoulder	388,317	339,112	277,585	290,021	177,722	173,037	244,638	217,876	227,397	196,519	175,323	243,855	2,951,403
kWh-Off Peak	960,406	851,172	690,899	1,026,000	882,949	854,188	1,185,551	989,571	1,095,265	989,825	942,243	920,435	11,388,506
Total kWh	1,783,671	1,601,954	1,318,830	1,798,776	1,447,402	1,396,661	1,954,602	1,671,939	1,809,827	1,613,498	1,509,104	1,567,654	19,473,918
SGS All Hours (SGS & SGS-TOU)													
Service Charge - Single Phase	55,669	55,778	55,815	55,922	56,021	56,131	56,247	55,159	55,245	55,310	55,405	55,508	668,211
Service Charge - Three Phase	10,112	10,119	10,199	10,208	10,226	10,233	10,234	10,037	10,067	10,119	10,142	10,155	121,853
Total kWh	63,973,573	58,633,472	48,279,978	59,433,974	44,979,457	44,301,489	66,852,009	60,149,660	63,437,715	53,522,710	51,743,740	58,245,656	673,553,432
SGS-TOU (SGS & SGS-TOU)													
Service Charge - Single Phase	55,669	55,778	55,815	55,922	56,021	56,131	56,247	55,159	55,245	55,310	55,405	55,508	668,211
Service Charge - Three Phase	10,112	10,119	10,199	10,208	10,226	10,233	10,234	10,037	10,067	10,119	10,142	10,155	121,853
kWh-On Peak	6,842,677	6,584,543	5,771,984	6,989,345	4,825,600	5,472,409	7,899,600	7,499,975	7,536,931	5,855,300	5,770,127	6,897,343	77,945,834
kWh-Shoulder	-	-	-	-	-	-	-	-	-	-	-	-	-
kWh-Off Peak	57,130,896	52,048,928	42,507,984	52,444,630	40,153,858	38,829,800	58,952,409	52,649,685	55,900,784	47,667,410	45,973,613	51,348,313	595,607,600
Total kWh	63,973,573	58,633,471	48,279,978	59,433,975	44,979,458	44,301,489	66,852,009	60,149,660	63,437,715	53,522,710	51,743,740	58,245,656	673,553,434

Stipulation
 Attachment 17
 Docket No. 2022-00152

January 2024-December 2024 January 2025-December 2025

	Jan-26	Feb-26	Mar-26	Apr-26	May-26	Jun-26	Jul-26	Aug-25	Sep-25	Oct-25	Nov-25	Dec-25	Total
RATES A & R													
Minimum Charge	591,645	591,999	592,278	592,418	592,341	592,734	593,184	589,007	589,483	590,038	590,750	591,349	7,097,227
kWh 50 or less	30,419,604	29,536,644	28,915,057	29,451,735	28,527,149	29,315,987	29,763,731	30,846,897	27,793,132	29,363,516	28,111,833	27,800,161	347,845,446
kWh Charge for kWh > 50	412,396,860	387,416,039	355,021,764	317,183,593	270,868,272	302,021,313	371,738,974	359,571,898	335,005,915	279,048,185	283,560,950	356,677,131	4,030,510,893
Total kWh	442,816,464	416,952,683	381,936,821	346,635,328	299,395,420	331,337,300	401,502,704	390,418,795	362,799,048	308,411,701	311,672,782	384,477,292	4,378,356,339
A & R-TOU													
Service Charge	5,066	5,059	5,052	5,045	4,952	4,944	4,938	4,885	4,888	4,888	4,899	4,895	59,511
kWh-On Peak	1,911,717	1,904,113	1,708,399	1,402,588	1,043,346	1,011,320	1,245,387	1,229,226	1,124,376	958,781	1,114,096	1,546,854	16,200,203
kWh-Shoulder	764,224	756,710	661,533	537,485	414,055	424,379	544,415	554,949	486,710	379,986	425,783	604,924	6,555,153
kWh-Off Peak	4,614,505	4,420,872	3,909,263	3,049,558	2,299,132	2,270,051	2,558,254	2,508,997	2,323,725	2,086,061	2,459,958	3,568,519	36,068,895
Total kWh	7,290,446	7,081,694	6,279,195	4,989,631	3,756,533	3,705,750	4,348,056	4,293,172	3,934,811	3,424,828	3,999,837	5,720,298	58,824,252
A-LM													
Service Charge	168	169	169	168	168	167	167	166	166	166	165	165	2,003
kWh-On Peak	9,227	15,300	7,658	4,804	1,700	1,616	607	590	612	1,030	2,744	6,787	52,675
kWh-Shoulder	10,719	11,348	11,006	4,906	1,489	1,909	694	679	833	1,114	2,399	7,217	54,312
kWh-Off Peak	140,328	169,649	152,814	86,074	9,814	47,461	8,192	7,207	5,906	13,970	48,307	95,567	784,889
Total kWh	160,274	196,296	171,278	95,784	12,802	50,986	9,492	8,476	7,350	16,115	53,450	109,571	891,876
A-TOU-OPTS SUPER SAVER													
Service Charge	215	216	217	216	213	212	211	210	211	211	211	211	2,550
kWh-On Peak	96,245	89,472	80,444	60,112	42,387	34,492	43,209	44,272	41,498	40,651	47,158	70,319	690,258
kWh-Shoulder	-	-	-	-	-	-	-	-	-	-	-	-	-
kWh-Off Peak	383,177	360,853	323,703	240,163	158,050	122,588	133,195	128,690	122,422	135,132	165,153	264,994	2,538,121
Total kWh	479,421	450,326	404,147	300,275	200,437	157,081	176,403	172,961	163,920	175,783	212,312	335,313	3,228,379
Residential All Hours (Rate A, A-TOU, Super Saver)													
Minimum Charge	596,926	597,274	597,547	597,678	597,505	597,890	598,333	594,102	594,581	595,137	595,859	596,455	7,159,288
kWh 50 or less	30,953,361	30,070,207	27,386,032	29,901,190	28,904,179	29,657,762	30,099,133	31,199,765	28,107,126	29,706,326	28,491,754	28,238,020	352,714,855
kWh Charge for kWh > 50	419,632,970	394,414,496	361,234,131	322,024,044	274,448,212	305,542,369	375,928,031	363,685,163	338,790,653	282,305,986	287,393,177	362,294,882	4,087,694,114
Total kWh	450,586,332	424,484,703	388,620,163	351,925,234	303,352,391	335,200,131	406,027,164	394,884,928	366,897,779	312,012,312	315,884,931	390,532,903	4,440,408,970
Residential TOU (Rate A, A-TOU, Super Saver)													
Service Charge	596,926	597,274	597,547	597,678	597,505	597,890	598,333	594,102	594,581	595,137	595,859	596,455	7,159,288
kWh-On Peak	60,693,086	60,012,256	59,716,948	53,488,650	40,775,488	51,384,861	59,265,046	60,922,473	55,193,430	43,450,541	44,892,390	58,418,431	648,213,600
kWh-Shoulder	-	-	-	-	-	-	-	-	-	-	-	-	-
kWh-Off Peak	389,893,246	364,472,448	328,903,215	298,436,584	262,576,903	283,815,270	346,762,118	333,962,455	311,704,349	268,561,770	270,992,541	332,114,471	3,792,195,370
Total kWh	450,586,332	424,484,704	388,620,163	351,925,234	303,352,391	335,200,131	406,027,164	394,884,928	366,897,779	312,012,312	315,884,931	390,532,903	4,440,408,970
	0	1	0	(0)	0	0	0	(0)	(0)	(1)	0	(1)	0
A-LM													
Service Charge	168	169	169	168	168	167	167	166	166	166	165	165	2,003
kWh-On Peak	17,736	22,233	21,229	12,907	1,685	9,744	1,791	1,780	1,422	2,444	6,788	13,943	113,702
kWh-Shoulder	-	-	-	-	-	-	-	-	-	-	-	-	-
kWh-Off Peak	142,538	174,064	150,049	82,878	11,117	41,242	7,701	6,697	5,928	13,670	46,662	95,628	778,174
Total kWh	160,274	196,297	171,278	95,785	12,802	50,986	9,492	8,477	7,350	16,114	53,450	109,571	891,876
	160,274	196,296	171,278	95,784	12,802	50,986	9,492	8,476	7,350	16,115	53,450	109,571	891,876
	(0)	1	(0)	1	(0)	(0)	(0)	1	(0)	(1)	(0)	0	0
SGS (0 - 20 kW)													
Service Charge - Single Phase	56,358	56,472	56,507	56,616	56,717	56,826	56,943	55,866	55,952	56,018	56,113	56,220	676,608
Service Charge - Three Phase	10,267	10,274	10,355	10,365	10,383	10,390	10,391	10,195	10,227	10,278	10,301	10,315	123,741
Total kWh	62,570,679	57,395,732	47,275,413	58,010,843	43,834,092	43,186,190	65,301,351	58,358,271	61,615,118	51,820,424	50,160,385	56,604,665	656,033,163
													654,264
													668,376
													119,656
													123,237
													653,610,919
SGS-TOU													
Service Charge - Single Phase	498	493	493	492	490	491	491	479	480	478	477	474	5,836
Service Charge - Three Phase	61	60	60	60	60	59	59	58	57	58	58	58	707
kWh-On Peak	437,611	414,298	352,690	485,901	389,415	371,858	527,677	463,544	486,274	426,424	390,959	402,842	5,149,491
kWh-Shoulder	390,694	341,278	279,443	291,911	178,955	174,172	246,161	217,431	226,981	196,182	175,064	243,539	2,961,812
kWh-Off Peak	966,287	856,608	695,523	1,032,687	889,075	859,790	1,192,931	987,549	1,093,261	988,132	904,851	919,244	11,421,937
Total kWh	1,794,592	1,612,184	1,327,656	1,810,500	1,457,445	1,405,820	1,966,768	1,668,524	1,806,516	1,610,738	1,506,873	1,565,625	19,533,240
													19,491,529
													19,460,172
SGS All Hours (SGS & SGS-TOU)													
Service Charge - Single Phase	56,856	56,965	57,001	57,108	57,207	57,317	57,434	56,345	56,432	56,496	56,590	56,693	682,444
Service Charge - Three Phase	10,327	10,335	10,416	10,425	10,443	10,449	10,450	10,253	10,284	10,336	10,359	10,372	124,449
Total kWh	64,365,271	59,007,916	48,603,069	59,821,343	45,291,537	44,592,010	67,268,119	60,026,795	63,321,633	53,431,162	51,667,258	58,170,290	675,566,403
													659,907
													674,140
													120,340
													122,936
													78,014,769
													77,889,254
													596,181,838
													596,133,353
													674,148,122
													673,071,092

Internal Use

**Stipulation
Attachment 17
Docket No. 2022-00152**

	<u>7/1/2022</u>	<u>1/1/2023</u>	<u>7/1/2022</u>	<u>7/1/2022</u>	<u>1/1/2023</u>	<u>1/1/2023</u>	<u>7/1/2022</u>	<u>7/1/2022</u>	<u>7/1/2022</u>	<u>7/1/2022</u>
<u>SGS</u>										
Service Charge - Single Phase	20.16	-	-	-	-	20.16	4.44	0.37	4.07	-
Service Charge - Three Phase	25.67	-	-	-	-	25.67	5.65	0.48	5.17	-
KWH	0.033155	0.001468	0.004494	(0.005625)	0.036363	0.069855	0.007649	0.000649	0.007000	(0.001606)
<u>SGS-TOU</u>										
Service Charge - Single Phase	20.20					20.20	4.45	1.05	3.40	-
Service Charge - Three Phase	34.22					34.22	7.53	1.05	6.48	-
kWh-On Peak	0.063654	0.001468	0.004494	(0.002031)	0.036363	0.103948	0.014504	0.021351	(0.006847)	(0.002248)
kWh-Shoulder	0.063654	0.001468	0.004494	(0.002031)	0.036363	0.103948	0.014504	0.021351	(0.006847)	(0.002248)
kWh-Off Peak	0.010120	0.001468	0.004494	(0.002031)	0.036363	0.050414	0.002290	0.002290	-	(0.000284)

Stipulation
 Attachment 17
 Docket No. 2022-00152
 Central Maine Power Company
 SGS All Hours Rate Design Proposal

Base Distribution Revenue Requirement

	August 2023 - July 2024	January 2024 - December 2024	August 2024 - July 2025	January 2025 - December 2025	August 2025 - July 2026
1 SGS	\$ 32,824,741	\$ 34,519,579	\$ 36,626,941	\$ 38,254,338	\$ 37,031,311
2					
3 SGS-TOU	\$ 664,973	\$ 697,771	\$ 737,796	\$ 768,831	\$ 742,733
4 Total	\$ 33,489,714	\$ 35,217,350	\$ 37,364,737	\$ 39,023,169	\$ 37,774,044

Rate Design - KWH Pricing

SGS All Hours	Period 1 August 2023 - July 2024		Marginal Cost Based Pricing Scenario		Marginal Cost Based Pricing Scenario		CMP KWH Pricing Scenario		CMP Proposal		CMP Proposal	
	Forecasted Units	Prices	Revenue	Adjusted to Collect Revenue Requirement	Adjusted to Collect Revenue Requirement	Adj MC for 3P Srv Chrg	Revenue	Increase 8/23 Srv Chrg to \$17.10	Revenue	All Base Dist Collected Via Srv Chrg	Revenue	
5 Customers												
6 Single Phase	653,977	\$ 51.32	\$ 33,561,588	\$ 45.24	\$ 29,585,936	\$ 17.09	\$ 11,176,473	\$ 17.10	\$ 11,183,013	\$ 40.79	\$ 26,675,737	
7 Three Phase	119,257	\$ 27.17	\$ 3,240,015	\$ 23.95	\$ 2,856,217	\$ 23.95	\$ 2,856,217	\$ 24.00	\$ 2,862,180	\$ 57.16	\$ 6,816,759	
8 Total KWH	674,234	0.001758	1,185,797	0.001553	1,047,321	0.028851	19,456,703	0.028833	19,444,564	-	-	
9 Total			\$ 37,987,400	\$ 33,489,475	\$ 33,489,475	\$ 33,489,394	\$ 33,489,758	\$ 33,489,758	\$ 33,489,758	\$ 33,492,496		
10 Difference from Rev Req			\$ 4,497,686	\$ (239)	\$ (239)	\$ (320)	\$ 44	\$ 44	\$ 2,782			

SGS All Hours	Period 2 January 2024 - Dec 2024		Period 1		PER1 Prices Adjusted to Collect		CMP KWH Pricing Scenario		CMP Proposal		CMP Proposal	
	Forecasted Units	Prices	Revenue	PER2 Revenue Requirement	PER2 Revenue Requirement	PER2 Revenue Requirement	\$1 Incr to PER1 Base D 1P Srv Chrg	Revenue	Increase 1/24 Srv Chrg to \$18.10	Revenue	All Base Dist Collected Via Srv Chrg	Revenue
11 Customers												
12 Single Phase	659,907	\$ 17.10	\$ 11,284,401	\$ 17.92	\$ 11,825,525	\$ 18.10	\$ 11,944,308	\$ 18.10	\$ 11,944,308	\$ 42.63	\$ 28,131,815	
13 Three Phase	120,340	\$ 24.00	\$ 2,888,168	\$ 25.15	\$ 3,026,560	\$ 25.00	\$ 3,008,509	\$ 25.00	\$ 3,008,509	\$ 58.88	\$ 7,085,639	
14 Total KWH	674,148,119	0.028833	19,437,713	0.030209	20,365,341	0.030059	20,264,218	0.030059	20,264,218	-	-	
15 Total			\$ 33,610,282	\$ 35,217,425	\$ 35,217,425	\$ 35,217,035	\$ 35,217,035	\$ 35,217,035	\$ 35,217,035	\$ 35,217,454		
16 Difference from Rev Req			\$ (1,607,068)	\$ 75	\$ 75	\$ (315)	\$ (315)	\$ (315)	\$ (315)	\$ 104		

SGS All Hours	Period 3 August 2024 - July 2025		Period 2		PER2 Prices Adjusted to Collect		CMP KWH Pricing Scenario		CMP Proposal		CMP Proposal	
	Forecasted Units	Prices	Revenue	PER3 Revenue Requirement	PER3 Revenue Requirement	PER3 Revenue Requirement	\$1 Incr to PER2 Base D 1P Srv Chrg	Revenue	Increase 8/24 Srv Chrg to \$19.10	Revenue	All Base Dist Collected Via Srv Chrg	Revenue
17 Customers												
18 Single Phase	668,211	\$ 18.10	\$ 12,094,612	\$ 19.11	\$ 12,769,504	\$ 19.10	\$ 12,762,822	\$ 19.10	\$ 12,762,822	\$ 45.14	\$ 30,163,026	
19 Three Phase	121,853	\$ 25.00	\$ 3,046,326	\$ 26.40	\$ 3,216,920	\$ 25.00	\$ 3,046,326	\$ 25.00	\$ 3,046,326	\$ 59.09	\$ 7,200,296	
20 Total KWH	673,553,432	0.030059	20,246,343	0.03174	21,378,586	0.032003	21,555,730	0.032003	21,555,730	-	-	
21 Total			\$ 35,387,280	\$ 37,365,010	\$ 37,365,010	\$ 37,364,879	\$ 37,364,879	\$ 37,364,879	\$ 37,364,879	\$ 37,363,322		
21 Difference from Rev Req			\$ (1,977,457)	\$ 273	\$ 273	\$ 141	\$ 141	\$ 141	\$ 141	\$ (1,416)		

SGS All Hours	Period 4 January 2025 - Dec 2025		Period 3		PER3 Prices Adjusted to Collect		CMP KWH Pricing Scenario		CMP Proposal		CMP Proposal	
	Forecasted Units	Prices	Revenue	PER4 Revenue Requirement	PER4 Revenue Requirement	PER4 Revenue Requirement	\$1 Incr to PER3 Base D 1P Srv Chrg	Revenue	Increase 1/25 Srv Chrg to \$20.10	Revenue	All Base Dist Collected Via Srv Chrg	Revenue
17 Customers												
18 Single Phase	674,140	\$ 19.10	\$ 12,876,069	\$ 19.88	\$ 13,401,898	\$ 20.10	\$ 13,550,208	\$ 20.10	\$ 13,550,208	\$ 47.18	\$ 31,805,912	
19 Three Phase	122,936	\$ 25.00	\$ 3,073,397	\$ 26.02	\$ 3,198,791	\$ 25.00	\$ 3,073,397	\$ 25.00	\$ 3,073,397	\$ 58.69	\$ 7,215,107	
20 Total KWH	673,071,091	0.032003	21,540,294	0.033314	22,422,690	0.03328	22,399,806	0.033280	22,399,806	-	-	
21 Total			\$ 37,489,760	\$ 39,023,380	\$ 39,023,380	\$ 39,023,411	\$ 39,023,411	\$ 39,023,411	\$ 39,023,411	\$ 39,021,019		
21 Difference from Rev Req			\$ (1,533,409)	\$ 210	\$ 210	\$ 242	\$ 242	\$ 242	\$ 242	\$ (2,151)		

SGS All Hours	Period 5 August 2025 - July 2026		Period 4		PER4 Prices Adjusted to Collect		CMP KWH Pricing Scenario		CMP Proposal		CMP Proposal	
	Forecasted Units	Prices	Revenue	PER5 Revenue Requirement	PER5 Revenue Requirement	PER4 Chrg for Base D 3P Srv Chrg	Revenue	Revenue	8/25 Srv Chrg at \$20.10	Revenue	All Base Dist Collected Via Srv Chrg	Revenue
17 Customers												
18 Single Phase	682,444	\$ 20.10	\$ 13,717,120	\$ 19.31	\$ 13,177,990	\$ 20.10	\$ 13,717,120	\$ 20.10	\$ 13,717,120	\$ 45.12	\$ 30,791,864	
19 Three Phase	124,449	\$ 25.00	\$ 3,111,214	\$ 24.02	\$ 2,989,255	\$ 25.00	\$ 3,111,214	\$ 25.00	\$ 3,111,214	\$ 56.12	\$ 6,984,054	
20 Total KWH	675,566,403	0.033280	22,482,850	0.031983	21,806,640	0.031005	20,945,936	0.031005	20,945,936	-	-	
21 Total			\$ 39,311,185	\$ 37,773,885	\$ 37,773,885	\$ 37,774,271	\$ 37,774,271	\$ 37,774,271	\$ 37,774,271	\$ 37,775,918		
21 Difference from Rev Req			\$ 1,537,140	\$ (160)	\$ (160)	\$ 227	\$ 227	\$ 227	\$ 227	\$ 1,874		

Stipulation
Attachment 18
Docket No. 2022-00152

Central Maine Power Company
Index to MGS Rate Design Workpaper Backup and Exhibits
Docket No. 2022-00152

Workpaper Backup/Exhibits	Description
Workpaper RD-5 Schedule 1	CY2021 Usage Adjusted for Proposed TOU Periods
Workpaper RD-5 Schedule 2	CY2021 Usage Under Current TOU Periods
Workpaper RD-5 Schedule 3	Forecast Current TOU Periods
Workpaper RD-5 Schedule 4	Forecast Proposed TOU Periods
Exhibit RD-5 Schedule 1	MGS-S All Hours Rate Design
Exhibit RD-5 Schedule 2	MGS-P All Hours Rate Design
Exhibit RD-5 Schedule 3	MGS-S-TOU Rate Design
Exhibit RD-5 Schedule 4	MGS-P-TOU Rate Design
Exhibit RD-5 Schedule 5	MGS-S All Hours Bill Impacts
Exhibit RD-5 Schedule 6	MGS-P All Hours Bill Impacts
Exhibit RD-5 Schedule 7	MGS-S-TOU Bill Impacts
Exhibit RD-5 Schedule 8	MGS-P-TOU Bill Impacts
Exhibit RD-5 Schedule 9	MGS-S Delivery & SOP Rates Effective 1-1-2023
Exhibit RD-5 Schedule 10	MGS-P Delivery & SOP Rates Effective 1-1-2023
Exhibit RD-5 Schedule 11	MGS-S-TOU Delivery & SOP Rates Effective 1-1-2023
Exhibit RD-5 Schedule 12	MGS-P-TOU Delivery & SOP Rates Effective 1-1-2023

**Stipulation
 Attachment 18
 Docket No. 2022-00152**

	Jan-21	Feb-21	Mar-21	Apr-21	May-21	Jun-21	Jul-21	Aug-21	Sep-21	Oct-21	Nov-21	Dec-21	Total	Jan-21	Feb-21	Mar-21	Apr-21	May-21	Jun-21	Jul-21	Aug-21	Sep-21	Oct-21	Nov-21	Dec-21	Total
MGS-P																										
On-Peak	12,891	12,236	11,234	9,157	10,194	12,664	11,846	12,851	10,797	11,643	9,786	10,543	135,841	84%	82%	81%	79%	75%	79%	82%	82%	77%	83%	72%	80%	80%
Shoulder	-	-	-	-	-	-	-	-	-	-	-	-	-	0%	0%	0%	0%	0%	0%	0%	0%	0%	0%	0%	0%	0%
Off-Peak	15,411	14,895	13,889	11,580	13,623	15,978	14,417	15,700	14,104	14,099	13,499	13,110	170,306	100%	100%	100%	100%	100%	100%	100%	100%	100%	100%	100%	100%	100%
Max	15,411	14,895	13,889	11,580	13,623	15,978	14,417	15,700	14,104	14,099	13,499	13,110	170,306													
MGS-S																										
On-Peak	256,101	258,554	251,772	230,761	296,883	344,386	328,830	343,472	291,491	266,400	247,366	259,016	3,375,033	85%	85%	73%	82%	84%	86%	86%	84%	83%	80%	85%	83%	
Shoulder	-	-	-	-	-	-	-	-	-	-	-	-	-	0%	0%	0%	0%	0%	0%	0%	0%	0%	0%	0%	0%	
Off-Peak	301,244	302,585	346,228	280,504	351,893	402,246	381,044	400,107	348,150	319,156	309,016	303,227	4,045,399	100%	100%	100%	100%	100%	100%	100%	100%	100%	100%	100%	100%	
Max	301,244	302,585	346,228	280,504	351,893	402,246	381,044	400,107	348,150	319,156	309,016	303,227	4,045,399													

Proposed TOU Periods (Based on Staff's Alt. 1)		
Months	On-Peak	Off-Peak
January - December	5 PM - 9 PM (weekdays)	All Other

**Stipulation
 Attachment 18
 Docket No. 2022-00152**

	Jan-21	Feb-21	Mar-21	Apr-21	May-21	Jun-21	Jul-21	Aug-21	Sep-21	Oct-21	Nov-21	Dec-21	Total	Jan-21	Feb-21	Mar-21	Apr-21	May-21	Jun-21	Jul-21	Aug-21	Sep-21	Oct-21	Nov-21	Dec-21	Total
MGS-P																										
On-Peak	15,411	14,895	13,889	11,578	13,607	15,731	14,111	15,651	13,723	14,099	12,477	13,110	168,283	100%	100%	100%	100%	100%	100%	98%	98%	97%	100%	92%	100%	99%
Shoulder	15,163	14,626	13,714	11,580	13,623	15,978	14,417	15,700	14,104	14,034	12,028	12,785	167,753	98%	98%	99%	100%	100%	100%	100%	100%	100%	100%	89%	98%	99%
Off-Peak	13,099	13,014	11,737	10,602	10,390	11,974	10,775	12,364	10,643	11,464	13,499	11,553	141,113	85%	87%	85%	92%	76%	75%	75%	79%	75%	81%	100%	88%	83%
Max	15,411	14,895	13,889	11,580	13,623	15,978	14,417	15,700	14,104	14,099	13,499	13,110	170,306													
MGS-S																										
On-Peak	301,244	302,585	346,228	280,504	344,061	397,683	373,184	389,932	342,360	313,703	290,349	303,227	3,985,059	100%	100%	100%	100%	98%	99%	98%	97%	98%	98%	94%	100%	99%
Shoulder	293,026	295,324	330,526	276,449	351,893	402,246	381,044	400,107	348,150	319,156	284,171	298,612	3,980,704	97%	98%	95%	99%	100%	100%	100%	100%	100%	100%	92%	98%	98%
Off-Peak	252,906	259,795	280,221	256,672	252,929	296,045	276,575	323,826	279,374	270,862	309,016	242,979	3,301,201	84%	86%	81%	92%	72%	74%	73%	81%	80%	85%	100%	80%	82%
Max	301,244	302,585	346,228	280,504	351,893	402,246	381,044	400,107	348,150	319,156	309,016	303,227	4,045,399													

The daily periods for weekdays (Monday through Friday, excluding holidays) shall be as follows:

On-Peak: 7:00 a.m. to 12:00 p.m. and
 4:00 p.m. to 8:00 p.m.

Shoulder: 12:00 p.m. to 4:00 p.m.

Off-Peak: 8:00 p.m. to 7:00 a.m.

Saturdays, Sundays and holidays during December through March shall be treated as consisting of two shoulder periods, from 7:00 a.m. to 12:00 p.m. and from 4:00 p.m. to 8:00 p.m., with the remainder to be designated as off-peak. Saturdays, Sundays and holidays during April through November shall be designated as all off-peak.

Stipulation Attachment 18
Docket No. 2022-00152
Central Maine Power Company
Monthly Units -Projections from Sales and Load Forecasting

Stipulation Attachment 18
Docket No. 2022-00152

	Jan-23	Feb-23	Mar-23	Apr-23	May-23	Jun-23	Jul-22	Aug-22	Sep-22	Oct-22	Nov-22	Dec-22	Total
<u>MGS-S</u>													
Service Charge - Single Phase	3,677	3,683	3,700	3,705	3,711	3,731	3,658	3,669	3,679	3,691	3,710	3,720	44,331
Service Charge - Three Phase	7,521	7,535	7,538	7,554	7,567	7,566	7,411	7,422	7,433	7,444	7,444	7,455	89,890
kW	471,528	448,408	395,974	503,551	426,747	473,356	574,367	529,874	575,854	512,813	487,452	462,022	5,861,945
kWh	172,917,603	155,187,207	133,974,984	172,449,372	139,041,416	142,674,880	193,257,632	173,753,122	195,769,792	165,809,350	155,099,218	161,145,713	1,961,080,287
KVAR	12,310	11,821	13,965	13,907	14,735	18,420	17,297	17,106	16,400	17,120	13,369	16,097	182,547
<u>MGS-P</u>													
Service Charge - Single Phase	67	69	68	69	69	70	67	69	70	71	70	69	827
Service Charge - Three Phase	131	131	131	133	133	132	131	130	126	126	128	128	1,560
kW	14,735	9,454	12,727	17,463	14,337	15,953	18,096	17,965	20,623	19,617	16,341	15,271	192,581
kWh	5,488,729	3,115,644	4,161,960	5,780,773	4,578,346	4,785,213	6,218,351	5,813,475	6,297,910	5,859,510	5,109,653	5,016,723	62,226,288
KVAR	8,874	7,351	9,399	9,075	8,985	10,135	7,613	8,555	8,117	7,647	8,666	9,379	103,795
<u>MGS-S-TOU</u>													
Service Charge - Single Phase	56	58	59	59	60	60	59	59	59	59	59	61	708
Service Charge - Three Phase	104	102	103	103	104	106	103	102	103	100	101	102	1,234
kW-On Peak	11,421	10,599	9,154	11,271	8,581	9,417	11,888	10,461	11,981	10,093	9,937	9,853	124,656
kW-Shoulder	11,305	10,425	9,233	11,024	7,728	9,059	11,124	9,911	11,233	9,097	9,161	9,462	118,762
kW-Off Peak	12,080	11,087	9,694	11,969	9,483	9,887	11,341	10,873	12,715	10,700	10,198	9,967	129,995
kWh	4,312,855	3,809,564	3,086,416	3,800,428	2,881,393	3,153,911	3,959,313	3,478,687	4,210,941	3,389,123	3,499,625	3,504,103	43,086,358
KVAR	540	534	608	599	629	655	699	755	618	639	523	651	7,450
<u>MGS-P-TOU</u>													
Service Charge - Single Phase	1	1	2	2	2	2	2	2	2	2	1	1	21
Service Charge - Three Phase	24	22	22	21	21	21	20	20	23	24	24	25	267
kW-On	10,376	7,703	3,675	4,644	3,297	3,327	3,923	3,958	4,317	4,154	4,361	4,342	58,076
kW-Shoulder	10,388	7,604	3,641	4,581	3,140	3,204	3,769	3,699	3,878	3,907	4,264	4,681	56,756
kW-Off Peak	11,913	9,045	4,315	6,213	4,504	4,414	4,878	4,794	5,276	4,080	6,180	6,209	71,821
kWh	4,454,464	2,821,047	1,202,022	1,710,495	1,251,071	1,096,997	1,397,781	1,285,127	1,533,018	1,521,868	1,576,223	1,605,862	21,455,977
KVAR	577	665	1,158	835	413	1,095	673	636	641	665	598	722	8,678
<u>MGS-S & MGS-S-TOU All Hours</u>													
Service Charge - Single Phase	3,733	3,741	3,758	3,764	3,771	3,791	3,716	3,727	3,738	3,750	3,770	3,780	45,039
Service Charge - Three Phase	7,625	7,638	7,641	7,657	7,671	7,672	7,515	7,525	7,535	7,544	7,546	7,556	91,124
kW	483,609	459,495	405,668	515,520	436,230	483,242	586,254	540,747	588,569	523,513	497,649	471,989	5,991,940
kWh	177,230,458	158,996,771	137,061,399	176,249,800	141,922,809	145,828,791	197,216,945	177,231,809	199,980,733	169,198,472	158,598,843	164,649,815	2,004,166,646
KVAR	12,851	12,355	14,573	14,506	15,364	19,075	17,996	17,860	17,018	17,759	13,892	16,748	189,997
<u>MGS-P & MGS-P-TOU All Hours</u>													
Service Charge - Single Phase	68	70	70	71	71	72	69	71	72	73	71	70	848
Service Charge - Three Phase	155	153	154	153	154	153	151	150	150	149	151	153	1,827
kW	26,648	18,499	17,042	23,676	18,840	20,368	22,974	22,759	25,899	23,772	22,521	21,481	264,402
kWh	9,943,193	5,936,691	5,363,982	7,491,267	5,829,418	5,882,210	7,616,133	7,098,603	7,830,928	7,381,378	6,685,876	6,622,586	83,682,264
KVAR	9,452	8,016	10,557	9,910	9,398	11,230	8,286	9,191	8,758	8,312	9,264	10,101	112,473
<u>MGS-S & MGS-S-TOU TOU</u>													
Service Charge - Single Phase	3,733	3,741	3,758	3,764	3,771	3,791	3,716	3,727	3,738	3,750	3,770	3,780	45,039
Service Charge - Three Phase	7,625	7,638	7,641	7,657	7,671	7,672	7,515	7,525	7,535	7,544	7,546	7,556	91,124
kW-On	482,949	459,007	405,128	514,822	425,830	477,402	574,407	526,860	578,258	514,145	467,943	471,875	5,898,626
kW-Shoulder	469,970	448,072	387,249	507,294	434,475	482,415	585,491	539,785	587,087	521,910	457,422	464,454	5,885,624
kW-Off Peak	407,947	396,084	330,177	472,738	316,215	358,267	428,236	439,726	474,810	445,916	497,650	380,190	4,947,957
kWh	177,230,458	158,996,771	137,061,399	176,249,800	141,922,809	145,828,791	197,216,945	177,231,809	199,980,733	169,198,472	158,598,843	164,649,815	2,004,166,646
KVAR	12,851	12,355	14,573	14,506	15,364	19,075	17,996	17,860	17,018	17,759	13,892	16,748	189,997
<u>MGS-P & MGS-P-TOU TOU</u>													
Service Charge - Single Phase	68	70	70	71	71	72	69	71	72	73	71	70	848
Service Charge - Three Phase	155	153	154	153	154	153	151	150	150	149	151	153	1,827
kW-On	25,111	17,157	16,402	22,104	17,617	19,034	21,634	21,866	24,383	23,771	19,465	19,613	248,156

Internal Use

kW-Shoulder	24,886	16,887	16,207	22,044	17,477	19,157	21,865	21,664	24,501	23,434	18,824	19,574	246,520
kW-Off Peak	24,438	17,305	15,070	22,201	15,438	16,369	18,402	18,941	20,838	20,030	22,521	19,666	231,219
kWh	9,943,193	5,936,691	5,363,982	7,491,267	5,829,418	5,882,210	7,616,133	7,098,603	7,830,928	7,381,378	6,685,876	6,622,586	83,682,264
KVAR	9,452	8,016	10,557	9,910	9,398	11,230	8,286	9,191	8,758	8,312	9,264	10,101	112,473

Stipulation Attachment 18
 Docket No. 2022-00152
 Central Maine Power Company
 Monthly Units -Projections from Sales and

Stipulation Attachment 18
 Docket No. 2022-00152

	Jan-24	Feb-24	Mar-24	Apr-24	May-24	Jun-24	Jul-24	Aug-23	Sep-23	Oct-23	Nov-23	Dec-23	Total
MGS-S													
Service Charge - Single Phase	3,758	3,765	3,782	3,787	3,793	3,813	3,822	3,751	3,761	3,773	3,793	3,803	45,402
Service Charge - Three Phase	7,688	7,703	7,706	7,721	7,734	7,733	7,745	7,589	7,599	7,611	7,611	7,621	92,061
kW	472,315	448,885	396,018	503,375	428,297	472,894	575,520	530,927	576,784	513,744	488,501	462,922	5,868,183
kWh	173,841,560	156,159,346	135,020,475	173,446,442	140,061,735	143,667,895	194,147,632	175,205,165	197,039,238	166,881,913	155,950,611	161,956,212	1,973,378,225
KVAR	12,310	11,821	13,965	13,907	14,735	18,420	17,297	17,106	16,400	17,120	13,369	16,097	182,547
MGS-P													
Service Charge - Single Phase	68	71	70	70	71	71	70	71	71	72	72	70	847
Service Charge - Three Phase	134	134	134	135	136	135	137	133	129	129	130	131	1,598
kW	14,760	9,464	12,728	17,457	14,321	15,938	18,132	18,000	20,656	19,653	16,376	15,301	192,786
kWh	5,497,891	3,118,960	4,162,422	5,778,758	4,573,510	4,780,545	6,230,838	5,825,027	6,308,081	5,870,151	5,120,656	5,026,500	62,293,339
KVAR	8,874	7,351	9,399	9,075	8,985	10,135	7,613	8,555	8,117	7,647	8,666	9,379	103,795
MGS-S-TOU													
Service Charge - Single Phase	57	60	60	60	61	61	61	60	60	61	61	62	725
Service Charge - Three Phase	106	105	105	105	107	108	108	105	105	103	104	104	1,264
kW-On Peak	11,440	10,610	9,155	11,268	8,572	9,408	11,912	10,482	12,000	10,112	9,958	9,873	124,789
kW-Shoulder	11,323	10,436	9,234	11,020	7,720	9,051	11,146	9,931	11,251	9,114	9,181	9,480	118,887
kW-Off Peak	12,100	11,099	9,695	11,965	9,473	9,877	11,364	10,894	12,736	10,720	10,220	9,987	130,130
kWh	4,320,055	3,813,618	3,086,759	3,799,104	2,878,349	3,150,834	3,967,264	3,485,600	4,217,741	3,395,278	3,507,161	3,510,931	43,132,693
KVAR	540	534	608	599	629	655	699	755	618	639	523	651	7,450
MGS-P-TOU													
Service Charge - Single Phase	1	1	2	2	2	2	2	2	2	2	1	1	21
Service Charge - Three Phase	25	23	23	21	21	21	21	21	24	24	24	26	274
kW-On	10,394	7,711	3,675	4,642	3,293	3,323	3,930	3,966	4,324	4,162	4,370	4,351	58,142
kW-Shoulder	10,405	7,612	3,642	4,579	3,137	3,201	3,777	3,706	3,884	3,914	4,273	4,691	56,820
kW-Off Peak	11,933	9,055	4,315	6,211	4,499	4,410	4,888	4,804	5,284	4,087	6,193	6,222	71,901
kWh	4,461,900	2,824,049	1,202,155	1,709,898	1,249,750	1,095,927	1,400,588	1,287,681	1,535,494	1,524,632	1,579,618	1,608,992	21,480,684
KVAR	577	665	1,158	835	413	1,095	673	636	641	665	598	722	8,678
MGS-S & MGS-S-TOU All Hours													
Service Charge - Single Phase	3,816	3,824	3,842	3,847	3,854	3,875	3,884	3,811	3,822	3,834	3,854	3,864	46,127
Service Charge - Three Phase	7,795	7,807	7,811	7,827	7,840	7,841	7,853	7,694	7,704	7,713	7,714	7,725	93,324
kW	484,416	459,985	405,713	515,340	435,770	482,771	587,432	541,822	589,520	524,464	498,721	472,909	5,998,313
kWh	178,161,615	159,972,965	138,107,233	177,245,546	142,940,085	146,818,729	198,114,896	178,690,764	201,256,979	170,277,191	159,457,772	165,467,143	2,016,510,918
KVAR	12,851	12,355	14,573	14,506	15,364	19,075	17,996	17,860	17,018	17,759	13,892	16,748	189,997
MGS-P & MGS-P-TOU All Hours													
Service Charge - Single Phase	69	72	72	73	73	74	73	73	73	74	73	71	869
Service Charge - Three Phase	159	157	157	157	157	157	158	153	153	153	155	156	1,871
kW	26,693	18,518	17,043	23,668	18,820	20,348	23,020	22,804	25,940	23,815	22,569	21,523	264,687
kWh	9,959,791	5,943,009	5,364,578	7,488,656	5,823,260	5,876,472	7,631,426	7,112,708	7,843,576	7,394,783	6,700,274	6,635,492	83,774,023
KVAR	9,452	8,016	10,557	9,910	9,398	11,230	8,286	9,191	8,758	8,312	9,264	10,101	112,473
MGS-S & MGS-S-TOU TOU													
Service Charge - Single Phase	3,816	3,824	3,842	3,847	3,854	3,875	3,884	3,811	3,822	3,834	3,854	3,864	46,127
Service Charge - Three Phase	7,795	7,807	7,811	7,827	7,840	7,841	7,853	7,694	7,704	7,713	7,714	7,725	93,324
kW-On	483,755	459,495	405,173	514,643	425,380	476,937	575,560	527,908	579,192	515,080	468,950	472,795	5,904,867
kW-Shoulder	470,754	448,549	387,292	507,117	434,017	481,945	586,666	540,858	588,035	522,858	458,407	465,358	5,891,856
kW-Off Peak	408,628	396,506	330,213	472,573	315,881	357,918	429,097	440,599	475,578	446,727	498,721	380,932	4,953,373
kWh	178,161,615	159,972,965	138,107,233	177,245,546	142,940,085	146,818,729	198,114,896	178,690,764	201,256,979	170,277,191	159,457,772	165,467,143	2,016,510,918
KVAR	12,851	12,355	14,573	14,506	15,364	19,075	17,996	17,860	17,018	17,759	13,892	16,748	189,997
MGS-P & MGS-P-TOU TOU													
Service Charge - Single Phase	69	72	72	73	73	74	73	73	73	74	73	71	869
Service Charge - Three Phase	159	157	157	157	157	157	158	153	153	153	155	156	1,871
kW-On	25,154	17,175	16,403	22,095	17,598	19,015	21,676	21,910	24,422	23,815	19,506	19,652	248,422

Internal Use

kW-Shoulder	24,928	16,905	16,210	22,036	17,458	19,139	21,909	21,706	24,540	23,476	18,865	19,613	246,784
kW-Off Peak	24,479	17,324	15,071	22,193	15,422	16,354	18,439	18,980	20,871	20,066	22,569	19,706	231,474
kWh	9,959,791	5,943,009	5,364,578	7,488,656	5,823,260	5,876,472	7,631,426	7,112,708	7,843,576	7,394,783	6,700,274	6,635,492	83,774,023
KVAR	9,452	8,016	10,557	9,910	9,398	11,230	8,286	9,191	8,758	8,312	9,264	10,101	112,473

Stipulation Attachment 18
Docket No. 2022-00152
Central Maine Power Company
Monthly Units -Projections from Sales and

Stipulation Attachment 18
Docket No. 2022-00152

	Jan-25	Feb-25	Mar-25	Apr-25	May-25	Jun-25	Jul-25	Aug-24	Sep-24	Oct-24	Nov-24	Dec-24	Total
<u>MGS-S</u>													
Service Charge - Single Phase	3,840	3,846	3,864	3,869	3,875	3,896	3,905	3,833	3,844	3,856	3,876	3,886	46,390
Service Charge - Three Phase	7,856	7,870	7,873	7,889	7,901	7,900	7,912	7,756	7,766	7,777	7,777	7,787	94,064
kW	472,028	448,344	395,307	502,487	425,418	471,970	574,545	530,350	576,230	513,315	488,251	462,605	5,860,850
kWh	174,324,075	156,686,242	135,649,766	173,990,514	140,662,979	144,203,214	194,626,421	176,113,592	197,789,751	167,497,678	156,373,774	162,324,851	1,980,242,856
KVAR	12,310	11,821	13,965	13,907	14,735	18,420	17,297	17,106	16,400	17,120	13,369	16,097	182,547
<u>MGS-P</u>													
Service Charge - Single Phase	70	72	71	72	72	73	72	72	73	74	73	72	866
Service Charge - Three Phase	137	137	137	138	139	138	140	136	132	131	133	134	1,632
kW	14,751	9,452	12,706	17,426	14,292	15,906	18,101	17,981	20,636	19,637	16,367	15,291	192,546
kWh	5,494,544	3,115,200	4,154,952	5,768,565	4,564,082	4,771,206	6,220,279	5,818,698	6,302,026	5,865,242	5,118,032	5,023,056	62,215,881
KVAR	8,874	7,351	9,399	9,075	8,985	10,135	7,613	8,555	8,117	7,647	8,666	9,379	103,795
<u>MGS-S-TOU</u>													
Service Charge - Single Phase	59	61	61	61	63	63	63	61	62	62	62	63	741
Service Charge - Three Phase	109	107	107	108	109	110	110	107	107	105	106	106	1,291
kW-On Peak	11,433	10,597	9,138	11,248	8,554	9,390	11,891	10,470	11,989	10,103	9,953	9,866	124,633
kW-Shoulder	11,316	10,423	9,217	11,001	7,704	9,033	11,127	9,920	11,240	9,106	9,176	9,474	118,738
kW-Off Peak	12,093	11,086	9,678	11,944	9,454	9,858	11,345	10,883	12,724	10,711	10,214	9,980	129,968
kWh	4,317,424	3,809,020	3,081,219	3,792,402	2,872,416	3,144,679	3,960,541	3,481,812	4,213,693	3,392,438	3,505,364	3,508,526	43,079,534
KVAR	540	534	608	599	629	655	699	755	618	639	523	651	7,450
<u>MGS-P-TOU</u>													
Service Charge - Single Phase	1	1	2	2	2	2	2	2	2	2	1	1	22
Service Charge - Three Phase	25	23	23	22	22	22	22	21	24	25	25	26	280
kW-On	10,387	7,702	3,669	4,634	3,286	3,317	3,924	3,962	4,319	4,158	4,368	4,348	58,074
kW-Shoulder	10,399	7,603	3,635	4,571	3,130	3,195	3,771	3,702	3,880	3,911	4,271	4,687	56,755
kW-Off Peak	11,926	9,044	4,307	6,200	4,489	4,401	4,879	4,799	5,279	4,084	6,190	6,217	71,816
kWh	4,459,183	2,820,644	1,199,998	1,706,882	1,247,173	1,093,786	1,398,215	1,286,282	1,534,020	1,523,357	1,578,808	1,607,890	21,456,239
KVAR	577	665	1,158	835	413	1,095	673	636	641	665	598	722	8,678
<u>MGS-S & MGS-S-TOU All Hours</u>													
Service Charge - Single Phase	3,899	3,907	3,925	3,930	3,938	3,958	3,967	3,895	3,905	3,918	3,938	3,949	47,130
Service Charge - Three Phase	7,964	7,977	7,980	7,996	8,010	8,010	8,022	7,863	7,874	7,882	7,883	7,893	95,356
kW	484,121	459,430	404,985	514,431	434,871	481,828	586,436	541,233	588,954	524,026	498,465	472,585	5,990,818
kWh	178,641,499	160,495,262	138,730,985	177,782,916	143,535,394	147,347,892	198,586,961	179,595,404	202,003,444	170,890,116	159,879,137	165,833,377	2,023,322,390
KVAR	12,851	12,355	14,573	14,506	15,364	19,075	17,996	17,860	17,018	17,759	13,892	16,748	189,997
<u>MGS-P & MGS-P-TOU All Hours</u>													
Service Charge - Single Phase	71	73	74	74	74	75	74	74	75	76	74	73	887
Service Charge - Three Phase	162	160	160	160	160	160	161	157	156	156	158	160	1,912
kW	26,676	18,496	17,013	23,626	18,781	20,308	22,981	22,779	25,916	23,795	22,558	21,508	264,362
kWh	9,953,727	5,935,844	5,354,950	7,475,447	5,811,256	5,864,992	7,618,493	7,104,980	7,836,046	7,388,598	6,696,840	6,630,946	83,672,120
KVAR	9,452	8,016	10,557	9,910	9,398	11,230	8,286	9,191	8,758	8,312	9,264	10,101	112,473
<u>MGS-S & MGS-S-TOU TOU</u>													
Service Charge - Single Phase	3,899	3,907	3,925	3,930	3,938	3,958	3,967	3,895	3,905	3,918	3,938	3,949	47,130
Service Charge - Three Phase	7,964	7,977	7,980	7,996	8,010	8,010	8,022	7,863	7,874	7,882	7,883	7,893	95,356
kW-On	483,461	458,941	404,445	513,735	424,503	476,005	574,584	527,333	578,636	514,648	468,710	472,471	5,897,473
kW-Shoulder	470,467	448,008	386,596	506,223	433,122	481,003	585,672	540,270	587,470	522,421	458,172	465,040	5,884,465
kW-Off Peak	408,379	396,028	329,621	471,740	315,230	357,219	428,370	440,121	475,121	446,353	498,465	380,671	4,947,316
kWh	178,641,499	160,495,262	138,730,985	177,782,916	143,535,394	147,347,892	198,586,961	179,595,404	202,003,444	170,890,116	159,879,137	165,833,377	2,023,322,390
KVAR	12,851	12,355	14,573	14,506	15,364	19,075	17,996	17,860	17,018	17,759	13,892	16,748	189,997
<u>MGS-P & MGS-P-TOU TOU</u>													
Service Charge - Single Phase	71	73	74	74	74	75	74	74	75	76	74	73	887
Service Charge - Three Phase	162	160	160	160	160	160	161	157	156	156	158	160	1,912
kW-On	25,138	17,154	16,375	22,057	17,561	18,978	21,640	21,886	24,398	23,795	19,497	19,639	248,118

Internal Use

kW-Shoulder	24,913	16,884	16,180	21,997	17,422	19,101	21,872	21,683	24,516	23,457	18,855	19,598	246,478
kW-Off Peak	24,464	17,303	15,044	22,154	15,389	16,321	18,407	18,959	20,851	20,050	22,557	19,691	231,191
kWh	9,953,727	5,935,844	5,354,950	7,475,447	5,811,256	5,864,992	7,618,493	7,104,980	7,836,046	7,388,598	6,696,840	6,630,946	83,672,120
KVAR	9,452	8,016	10,557	9,910	9,398	11,230	8,286	9,191	8,758	8,312	9,264	10,101	112,473

Stipulation Attachment 18
 Docket No. 2022-00152
 Central Maine Power Company
 Monthly Units -Projections from Sales and

Stipulation Attachment 18
 Docket No. 2022-00152

	Jan-26	Feb-26	Mar-26	Apr-26	May-26	Jun-26	Jul-26	Aug-25	Sep-25	Oct-25	Nov-25	Dec-25	Total
MGS-S													
Service Charge - Single Phase	3,922	3,928	3,946	3,951	3,957	3,978	3,987	3,916	3,926	3,939	3,959	3,969	47,378
Service Charge - Three Phase	8,023	8,038	8,040	8,056	8,068	8,067	8,079	7,923	7,933	7,944	7,943	7,954	96,068
kW	474,918	451,207	397,952	505,762	428,369	475,065	578,121	529,267	575,176	512,437	487,529	462,007	5,877,811
kWh	175,640,749	157,976,089	136,891,270	175,432,114	141,938,603	145,403,718	196,066,932	176,453,843	197,986,296	167,627,798	156,398,392	162,337,599	1,990,153,402
KVAR	12,310	11,821	13,965	13,907	14,735	18,420	17,297	17,106	16,400	17,120	13,369	16,097	182,547
MGS-P													
Service Charge - Single Phase	71	74	73	73	74	74	73	74	74	75	75	73	884
Service Charge - Three Phase	140	140	140	141	142	141	143	139	135	134	136	137	1,667
kW	14,841	9,513	12,791	17,540	14,391	16,011	18,214	17,944	20,599	19,603	16,343	15,271	193,059
kWh	5,528,186	3,135,094	4,182,757	5,806,162	4,595,749	4,802,494	6,258,996	5,806,813	6,290,494	5,855,209	5,110,467	5,016,557	62,388,979
KVAR	8,874	7,351	9,399	9,075	8,985	10,135	7,613	8,555	8,117	7,647	8,666	9,379	103,795
MGS-S-TOU													
Service Charge - Single Phase	60	62	62	63	64	64	64	63	63	63	63	65	756
Service Charge - Three Phase	111	109	110	110	111	113	113	109	110	107	108	108	1,319
kW-On Peak	11,503	10,665	9,199	11,321	8,614	9,451	11,965	10,449	11,967	10,086	9,939	9,853	125,012
kW-Shoulder	11,386	10,490	9,279	11,072	7,757	9,092	11,196	9,900	11,220	9,090	9,163	9,462	119,107
kW-Off Peak	12,167	11,156	9,742	12,022	9,519	9,923	11,415	10,860	12,700	10,692	10,199	9,967	130,364
kWh	4,343,859	3,833,345	3,101,839	3,817,120	2,892,345	3,165,301	3,985,193	3,474,700	4,205,982	3,386,635	3,500,182	3,503,986	43,210,489
KVAR	540	534	608	599	629	655	699	755	618	639	523	651	7,450
MGS-P-TOU													
Service Charge - Single Phase	1	1	2	2	2	2	2	2	2	2	1	1	22
Service Charge - Three Phase	26	24	24	22	22	22	22	22	25	25	25	27	286
kW-On	10,451	7,751	3,693	4,664	3,309	3,339	3,948	3,953	4,312	4,151	4,362	4,342	58,276
kW-Shoulder	10,463	7,651	3,659	4,601	3,152	3,216	3,794	3,695	3,873	3,904	4,264	4,681	56,953
kW-Off Peak	11,999	9,102	4,336	6,241	4,521	4,430	4,910	4,789	5,270	4,077	6,181	6,209	72,063
kWh	4,486,486	2,838,657	1,208,029	1,718,007	1,255,827	1,100,959	1,406,918	1,283,654	1,531,213	1,520,751	1,576,475	1,605,809	21,532,785
KVAR	577	665	1,158	835	413	1,095	673	636	641	665	598	722	8,678
MGS-S & MGS-S-TOU All Hours													
Service Charge - Single Phase	3,982	3,990	4,009	4,014	4,021	4,042	4,051	3,979	3,989	4,002	4,023	4,033	48,134
Service Charge - Three Phase	8,134	8,147	8,150	8,166	8,180	8,180	8,192	8,032	8,043	8,051	8,052	8,062	97,387
kW	487,085	462,364	407,695	517,784	437,889	484,988	590,086	540,127	587,876	523,129	497,729	471,974	6,008,175
kWh	179,984,608	161,809,434	139,993,109	179,249,234	144,830,948	148,569,019	200,052,124	179,928,544	202,192,278	171,014,433	159,898,574	165,841,585	2,033,363,891
KVAR	12,851	12,355	14,573	14,506	15,364	19,075	17,996	17,860	17,018	17,759	13,892	16,748	189,997
MGS-P & MGS-P-TOU All Hours													
Service Charge - Single Phase	72	75	75	76	76	77	76	76	77	77	76	74	906
Service Charge - Three Phase	166	164	164	164	164	163	165	160	160	159	161	163	1,953
kW	26,840	18,614	17,127	23,780	18,912	20,441	23,124	22,733	25,868	23,754	22,524	21,480	265,122
kWh	10,014,672	5,973,751	5,390,786	7,524,169	5,851,576	5,903,453	7,665,914	7,090,467	7,821,708	7,375,961	6,686,942	6,622,366	83,921,763
KVAR	9,452	8,016	10,557	9,910	9,398	11,230	8,286	9,191	8,758	8,312	9,264	10,101	112,473
MGS-S & MGS-S-TOU TOU													
Service Charge - Single Phase	3,982	3,990	4,009	4,014	4,021	4,042	4,051	3,979	3,989	4,002	4,023	4,033	48,134
Service Charge - Three Phase	8,134	8,147	8,150	8,166	8,180	8,180	8,192	8,032	8,043	8,051	8,052	8,062	97,387
kW-On	486,421	461,872	407,151	517,083	427,449	479,126	578,160	526,257	577,578	513,768	468,018	471,860	5,914,743
kW-Shoulder	473,348	450,869	389,184	509,522	436,126	484,157	589,317	539,167	586,396	521,527	457,495	464,439	5,901,547
kW-Off Peak	410,880	398,556	331,826	474,814	317,417	359,562	431,035	439,221	474,251	445,589	497,728	380,178	4,961,059
kWh	179,984,608	161,809,434	139,993,109	179,249,234	144,830,948	148,569,019	200,052,124	179,928,544	202,192,278	171,014,433	159,898,574	165,841,585	2,033,363,891
KVAR	12,851	12,355	14,573	14,506	15,364	19,075	17,996	17,860	17,018	17,759	13,892	16,748	189,997
MGS-P & MGS-P-TOU TOU													
Service Charge - Single Phase	72	75	75	76	76	77	76	76	77	77	76	74	906
Service Charge - Three Phase	166	164	164	164	164	163	165	160	160	159	161	163	1,953
kW-On	25,292	17,264	16,484	22,200	17,683	19,103	21,775	21,841	24,354	23,754	19,468	19,613	248,832

Internal Use

kW-Shoulder	25,066	16,992	16,288	22,141	17,543	19,227	22,008	21,639	24,472	23,417	18,827	19,573	247,193
kW-Off Peak	24,614	17,413	15,145	22,299	15,497	16,428	18,523	18,920	20,813	20,015	22,524	19,666	231,855
kWh	10,014,672	5,973,751	5,390,786	7,524,169	5,851,576	5,903,453	7,665,914	7,090,467	7,821,708	7,375,961	6,686,942	6,622,366	83,921,763
KVAR	9,452	8,016	10,557	9,910	9,398	11,230	8,286	9,191	8,758	8,312	9,264	10,101	112,473

Stipulation
Attachment 18
Docket No. 2022-00152
Central Maine Power Company
Monthly Units -Projections from Sales and

Stipul
Attac
Docke

	Jan-Dec 2024	Jan-Dec 2025
<u>MGS-S</u>		
Service Charge - Single Phase	45,815	46,803
Service Charge - Three Phase	92,894	94,897
kW	5,866,055	5,856,514
kWh	1,976,444,732	1,980,947,137
KVAR	182,547	182,547
<u>MGS-P</u>		
Service Charge - Single Phase	855	874
Service Charge - Three Phase	1,612	1,647
kW	192,711	192,394
kWh	62,269,978	62,168,367
KVAR	103,795	103,795
<u>MGS-S-TOU</u>		
Service Charge - Single Phase	731	747
Service Charge - Three Phase	1,275	1,303
kW-On Peak	124,745	124,545
kW-Shoulder	118,846	118,656
kW-Off Peak	130,085	129,876
kWh	43,117,815	43,049,188
KVAR	7,450	7,450
<u>MGS-P-TOU</u>		
Service Charge - Single Phase	21	22
Service Charge - Three Phase	276	282
kW-On	58,125	58,039
kW-Shoulder	56,804	56,721
kW-Off Peak	71,879	71,773
kWh	21,474,624	21,443,784
KVAR	8,678	8,678
<u>MGS-S & MGS-S-TOU All Hours</u>		
Service Charge - Single Phase	46,547	47,551
Service Charge - Three Phase	94,169	96,200
kW	5,996,688	5,986,937
kWh	2,019,562,548	2,023,996,325
KVAR	189,997	189,997
<u>MGS-P & MGS-P-TOU All Hours</u>		
Service Charge - Single Phase	877	895
Service Charge - Three Phase	1,888	1,929
kW	264,665	264,241
kWh	83,744,603	83,612,152
KVAR	112,473	112,473
<u>MGS-S & MGS-S-TOU TOU</u>		
Service Charge - Single Phase	46,547	47,551
Service Charge - Three Phase	94,169	96,200
kW-On	5,902,740	5,893,155
kW-Shoulder	5,889,713	5,880,115
kW-Off Peak	4,951,547	4,943,554
kWh	2,019,562,548	2,023,996,325
KVAR	189,997	189,997
<u>MGS-P & MGS-P-TOU TOU</u>		
Service Charge - Single Phase	877	895
Service Charge - Three Phase	1,888	1,929
kW-On	248,333	247,933

kW-Shoulder	246,694	246,297
kW-Off Peak	231,389	231,021
kWh	83,744,603	83,612,152
KVAR	112,473	112,473

-	-
-	-
-	-
-	-
-	-
-	-
-	-
-	-
-	-

Stipulation Attachment 18
Docket No. 2022-00152
 Central Maine Power Company
 Monthly Units -Projections from Sales and Load Forecasting

Stipulation Attachment 18
Docket No. 2022-00152

	Jan-23	Feb-23	Mar-23	Apr-23	May-23	Jun-23	Jul-22	Aug-22	Sep-22	Oct-22	Nov-22	Dec-22	Total
<u>MGS-S</u>													
Service Charge - Single Phase	3,677	3,683	3,700	3,705	3,711	3,731	3,658	3,669	3,679	3,691	3,710	3,720	44,331
Service Charge - Three Phase	7,521	7,535	7,538	7,554	7,567	7,566	7,411	7,422	7,433	7,444	7,444	7,455	89,890
kW	471,528	448,408	395,974	503,551	426,747	473,356	574,367	529,874	575,854	512,813	487,452	462,022	5,861,945
kWh	172,917,603	155,187,207	133,974,984	172,449,372	139,041,416	142,674,880	193,257,632	173,753,122	195,769,792	165,809,350	155,099,218	161,145,713	1,961,080,287
KVAR	12,310	11,821	13,965	13,907	14,735	18,420	17,297	17,106	16,400	17,120	13,369	16,097	182,547
<u>MGS-P</u>													
Service Charge - Single Phase	67	69	68	69	69	70	67	69	70	71	70	69	827
Service Charge - Three Phase	131	131	131	133	133	132	131	130	126	126	128	128	1,560
kW	14,735	9,454	12,727	17,463	14,337	15,953	18,096	17,965	20,623	19,617	16,341	15,271	192,581
kWh	5,488,729	3,115,644	4,161,960	5,780,773	4,578,346	4,785,213	6,218,351	5,813,475	6,297,910	5,859,510	5,109,653	5,016,723	62,226,288
KVAR	8,874	7,351	9,399	9,075	8,985	10,135	7,613	8,555	8,117	7,647	8,666	9,379	103,795
<u>MGS-S-TOU</u>													
Service Charge - Single Phase	56	58	59	59	60	60	59	59	59	59	59	61	708
Service Charge - Three Phase	104	102	103	103	104	106	103	102	103	100	101	102	1,234
kW-On Peak	11,421	10,599	9,154	11,271	8,581	9,417	11,888	10,461	11,981	10,093	9,937	9,853	124,656
kW-Shoulder	11,305	10,425	9,233	11,024	7,728	9,059	11,124	9,911	11,233	9,097	9,161	9,462	118,762
kW-Off Peak	12,080	11,087	9,694	11,969	9,483	9,887	11,341	10,873	12,715	10,700	10,198	9,967	129,995
kWh	4,312,855	3,809,564	3,086,416	3,800,428	2,881,393	3,153,911	3,959,313	3,478,687	4,210,941	3,389,123	3,499,625	3,504,103	43,086,358
KVAR	540	534	608	599	629	655	699	755	618	639	523	651	7,450
<u>MGS-P-TOU</u>													
Service Charge - Single Phase	1	1	2	2	2	2	2	2	2	2	1	1	21
Service Charge - Three Phase	24	22	22	21	21	21	20	20	23	24	24	25	267
kW-On	10,376	7,703	3,675	4,644	3,297	3,327	3,923	3,958	4,317	4,154	4,361	4,342	58,076
kW-Shoulder	10,388	7,604	3,641	4,581	3,140	3,204	3,769	3,699	3,878	3,907	4,264	4,681	56,756
kW-Off Peak	11,913	9,045	4,315	6,213	4,504	4,414	4,878	4,794	5,276	4,080	6,180	6,209	71,821
kWh	4,454,464	2,821,047	1,202,022	1,710,495	1,251,071	1,096,997	1,397,781	1,285,127	1,533,018	1,521,868	1,576,223	1,605,862	21,455,977
KVAR	577	665	1,158	835	413	1,095	673	636	641	665	598	722	8,678
<u>MGS-S & MGS-S-TOU All Hours</u>													
Service Charge - Single Phase	3,733	3,741	3,758	3,764	3,771	3,791	3,716	3,727	3,738	3,750	3,770	3,780	45,039
Service Charge - Three Phase	7,625	7,638	7,641	7,657	7,671	7,672	7,515	7,525	7,535	7,544	7,546	7,556	91,124
kW	483,609	459,495	405,668	515,520	436,230	483,242	586,254	540,747	588,569	523,513	497,649	471,989	5,991,940
kWh	177,230,458	158,996,771	137,061,399	176,249,800	141,922,809	145,828,791	197,216,945	177,231,809	199,980,733	169,198,472	158,598,843	164,649,815	2,004,166,646
KVAR	12,851	12,355	14,573	14,506	15,364	19,075	17,996	17,860	17,018	17,759	13,892	16,748	189,997
<u>MGS-P & MGS-P-TOU All Hours</u>													
Service Charge - Single Phase	68	70	70	71	71	72	69	71	72	73	71	70	848
Service Charge - Three Phase	155	153	154	153	154	153	151	150	150	149	151	153	1,827
kW	26,648	18,499	17,042	23,676	18,840	20,368	22,974	22,759	25,899	23,772	22,521	21,481	264,402
kWh	9,943,193	5,936,691	5,363,982	7,491,267	5,829,418	5,882,210	7,616,133	7,098,603	7,830,928	7,381,378	6,685,876	6,622,586	83,682,264
KVAR	9,452	8,016	10,557	9,910	9,398	11,230	8,286	9,191	8,758	8,312	9,264	10,101	112,473
<u>MGS-S & MGS-S-TOU TOU</u>													
Service Charge - Single Phase	3,733	3,741	3,758	3,764	3,771	3,791	3,716	3,727	3,738	3,750	3,770	3,780	45,039
Service Charge - Three Phase	7,625	7,638	7,641	7,657	7,671	7,672	7,515	7,525	7,535	7,544	7,546	7,556	91,124
kW-On	411,138	392,632	294,995	424,101	368,036	413,732	505,921	464,206	492,784	436,978	398,366	403,173	5,006,062
kW-Shoulder	-	-	-	-	-	-	-	-	-	-	-	-	-
kW-Off Peak	483,609	459,495	405,668	515,520	436,230	483,242	586,254	540,747	588,569	523,513	497,649	471,989	5,992,485
kWh	177,230,458	158,996,771	137,061,399	176,249,800	141,922,809	145,828,791	197,216,945	177,231,809	199,980,733	169,198,472	158,598,843	164,649,815	2,004,166,646
KVAR	12,851	12,355	14,573	14,506	15,364	19,075	17,996	17,860	17,018	17,759	13,892	16,748	189,997
<u>MGS-P & MGS-P-TOU TOU</u>													
Service Charge - Single Phase	68	70	70	71	71	72	69	71	72	73	71	70	848
Service Charge - Three Phase	155	153	154	153	154	153	151	150	150	149	151	153	1,827
kW-On	22,290	15,196	13,783	18,723	14,097	16,143	18,876	18,629	19,827	19,630	16,327	17,275	210,796

Internal Use

kW-Shoulder	-	-	-	-	-	-	-	-	-	-	-	-	-
kW-Off Peak	26,648	18,499	17,042	23,676	18,840	20,368	22,974	22,759	25,899	23,772	22,521	21,481	264,479
kWh	9,943,193	5,936,691	5,363,982	7,491,267	5,829,418	5,882,210	7,616,133	7,098,603	7,830,928	7,381,378	6,685,876	6,622,586	83,682,264
KVAR	9,452	8,016	10,557	9,910	9,398	11,230	8,286	9,191	8,758	8,312	9,264	10,101	112,473

Stipulation Attachment 18
 Docket No. 2022-00152
 Central Maine Power Company
 Monthly Units -Projections from Sales and

Stipulation Attachment 18
 Docket No. 2022-00152

	Jan-24	Feb-24	Mar-24	Apr-24	May-24	Jun-24	Jul-24	Aug-23	Sep-23	Oct-23	Nov-23	Dec-23	Total
MGS-S													
Service Charge - Single Phase	3,758	3,765	3,782	3,787	3,793	3,813	3,822	3,751	3,761	3,773	3,793	3,803	45,402
Service Charge - Three Phase	7,688	7,703	7,706	7,721	7,734	7,733	7,745	7,589	7,599	7,611	7,611	7,621	92,061
kW	472,315	448,885	396,018	503,375	428,297	472,894	575,520	530,927	576,784	513,744	488,501	462,922	5,868,183
kWh	173,841,560	156,159,346	135,020,475	173,446,442	140,061,735	143,667,895	194,147,632	175,205,165	197,039,238	166,881,913	155,950,611	161,956,212	1,973,378,225
KVAR	12,310	11,821	13,965	13,907	14,735	18,420	17,297	17,106	16,400	17,120	13,369	16,097	182,547
MGS-P													
Service Charge - Single Phase	68	71	70	70	71	71	70	71	71	72	72	70	847
Service Charge - Three Phase	134	134	134	135	136	135	137	133	129	129	130	131	1,598
kW	14,760	9,464	12,728	17,457	14,321	15,938	18,132	18,000	20,656	19,653	16,376	15,301	192,786
kWh	5,497,891	3,118,960	4,162,422	5,778,758	4,573,510	4,780,545	6,230,838	5,825,027	6,308,081	5,870,151	5,120,656	5,026,500	62,293,339
KVAR	8,874	7,351	9,399	9,075	8,985	10,135	7,613	8,555	8,117	7,647	8,666	9,379	103,795
MGS-S-TOU													
Service Charge - Single Phase	57	60	60	60	61	61	61	60	60	61	61	62	725
Service Charge - Three Phase	106	105	105	105	107	108	108	105	105	103	104	104	1,264
kW-On Peak	11,440	10,610	9,155	11,268	8,572	9,408	11,912	10,482	12,000	10,112	9,958	9,873	124,789
kW-Shoulder	11,323	10,436	9,234	11,020	7,720	9,051	11,146	9,931	11,251	9,114	9,181	9,480	118,887
kW-Off Peak	12,100	11,099	9,695	11,965	9,473	9,877	11,364	10,894	12,736	10,720	10,220	9,987	130,130
kWh	4,320,055	3,813,618	3,086,759	3,799,104	2,878,349	3,150,834	3,967,264	3,485,600	4,217,741	3,395,278	3,507,161	3,510,931	43,132,693
KVAR	540	534	608	599	629	655	699	755	618	639	523	651	7,450
MGS-P-TOU													
Service Charge - Single Phase	1	1	2	2	2	2	2	2	2	2	1	1	21
Service Charge - Three Phase	25	23	23	21	21	21	21	21	24	24	24	26	274
kW-On	10,394	7,711	3,675	4,642	3,293	3,323	3,930	3,966	4,324	4,162	4,370	4,351	58,142
kW-Shoulder	10,405	7,612	3,642	4,579	3,137	3,201	3,777	3,706	3,884	3,914	4,273	4,691	56,820
kW-Off Peak	11,933	9,055	4,315	6,211	4,499	4,410	4,888	4,804	5,284	4,087	6,193	6,222	71,901
kWh	4,461,900	2,824,049	1,202,155	1,709,898	1,249,750	1,095,927	1,400,588	1,287,681	1,535,494	1,524,632	1,579,618	1,608,992	21,480,684
KVAR	577	665	1,158	835	413	1,095	673	636	641	665	598	722	8,678
MGS-S & MGS-S-TOU All Hours													
Service Charge - Single Phase	3,816	3,824	3,842	3,847	3,854	3,875	3,884	3,811	3,822	3,834	3,854	3,864	46,127
Service Charge - Three Phase	7,795	7,807	7,811	7,827	7,840	7,841	7,853	7,694	7,704	7,713	7,714	7,725	93,324
kW	484,416	459,985	405,713	515,340	435,770	482,771	587,432	541,822	589,520	524,464	498,721	472,909	5,998,313
kWh	178,161,615	159,972,965	138,107,233	177,245,546	142,940,085	146,818,729	198,114,896	178,690,764	201,256,979	170,277,191	159,457,772	165,467,143	2,016,510,918
KVAR	12,851	12,355	14,573	14,506	15,364	19,075	17,996	17,860	17,018	17,759	13,892	16,748	189,997
MGS-P & MGS-P-TOU All Hours													
Service Charge - Single Phase	69	72	72	73	73	74	73	73	73	74	73	71	869
Service Charge - Three Phase	159	157	157	157	157	157	158	153	153	153	155	156	1,871
kW	26,693	18,518	17,043	23,668	18,820	20,348	23,020	22,804	25,940	23,815	22,569	21,523	264,687
kWh	9,959,791	5,943,009	5,364,578	7,488,656	5,823,260	5,876,472	7,631,426	7,112,708	7,843,576	7,394,783	6,700,274	6,635,492	83,774,023
KVAR	9,452	8,016	10,557	9,910	9,398	11,230	8,286	9,191	8,758	8,312	9,264	10,101	112,473
MGS-S & MGS-S-TOU TOU													
Service Charge - Single Phase	3,816	3,824	3,842	3,847	3,854	3,875	3,884	3,811	3,822	3,834	3,854	3,864	46,127
Service Charge - Three Phase	7,795	7,807	7,811	7,827	7,840	7,841	7,853	7,694	7,704	7,713	7,714	7,725	93,324
kW-On	411,824	393,049	295,028	423,953	367,647	413,328	506,937	465,128	493,580	437,771	399,224	403,958	5,011,427
kW-Shoulder	-	-	-	-	-	-	-	-	-	-	-	-	-
kW-Off Peak	484,416	459,985	405,713	515,340	435,770	482,771	587,432	541,822	589,520	524,464	498,721	472,909	5,998,863
kWh	178,161,615	159,972,965	138,107,233	177,245,546	142,940,085	146,818,729	198,114,896	178,690,764	201,256,979	170,277,191	159,457,772	165,467,143	2,016,510,918
KVAR	12,851	12,355	14,573	14,506	15,364	19,075	17,996	17,860	17,018	17,759	13,892	16,748	189,997
MGS-P & MGS-P-TOU TOU													
Service Charge - Single Phase	69	72	72	73	73	74	73	73	73	74	73	71	869
Service Charge - Three Phase	159	157	157	157	157	157	158	153	153	153	155	156	1,871
kW-On	22,327	15,213	13,785	18,716	14,082	16,127	18,914	18,666	19,859	19,666	16,362	17,309	211,026

Internal Use

kW-Shoulder	-	-	-	-	-	-	-	-	-	-	-	-	-
kW-Off Peak	26,693	18,518	17,043	23,668	18,820	20,348	23,020	22,804	25,940	23,815	22,569	21,523	264,761
kWh	9,959,791	5,943,009	5,364,578	7,488,656	5,823,260	5,876,472	7,631,426	7,112,708	7,843,576	7,394,783	6,700,274	6,635,492	83,774,023
KVAR	9,452	8,016	10,557	9,910	9,398	11,230	8,286	9,191	8,758	8,312	9,264	10,101	112,473

Stipulation Attachment 18
 Docket No. 2022-00152
 Central Maine Power Company
 Monthly Units -Projections from Sales and

Stipulation Attachment 18
 Docket No. 2022-00152

	Jan-25	Feb-25	Mar-25	Apr-25	May-25	Jun-25	Jul-25	Aug-24	Sep-24	Oct-24	Nov-24	Dec-24	Total
MGS-S													
Service Charge - Single Phase	3,840	3,846	3,864	3,869	3,875	3,896	3,905	3,833	3,844	3,856	3,876	3,886	46,390
Service Charge - Three Phase	7,856	7,870	7,873	7,889	7,901	7,900	7,912	7,756	7,766	7,777	7,777	7,787	94,064
kW	472,028	448,344	395,307	502,487	425,418	471,970	574,545	530,350	576,230	513,315	488,251	462,605	5,860,850
kWh	174,324,075	156,686,242	135,649,766	173,990,514	140,662,979	144,203,214	194,626,421	176,113,592	197,789,751	167,497,678	156,373,774	162,324,851	1,980,242,856
KVAR	12,310	11,821	13,965	13,907	14,735	18,420	17,297	17,106	16,400	17,120	13,369	16,097	182,547
MGS-P													
Service Charge - Single Phase	70	72	71	72	72	73	72	72	73	74	73	72	866
Service Charge - Three Phase	137	137	137	138	139	138	140	136	132	131	133	134	1,632
kW	14,751	9,452	12,706	17,426	14,292	15,906	18,101	17,981	20,636	19,637	16,367	15,291	192,546
kWh	5,494,544	3,115,200	4,154,952	5,768,565	4,564,082	4,771,206	6,220,279	5,818,698	6,302,026	5,865,242	5,118,032	5,023,056	62,215,881
KVAR	8,874	7,351	9,399	9,075	8,985	10,135	7,613	8,555	8,117	7,647	8,666	9,379	103,795
MGS-S-TOU													
Service Charge - Single Phase	59	61	61	61	63	63	63	61	62	62	62	63	741
Service Charge - Three Phase	109	107	107	108	109	110	110	107	107	105	106	106	1,291
kW-On Peak	11,433	10,597	9,138	11,248	8,554	9,390	11,891	10,470	11,989	10,103	9,953	9,866	124,633
kW-Shoulder	11,316	10,423	9,217	11,001	7,704	9,033	11,127	9,920	11,240	9,106	9,176	9,474	118,738
kW-Off Peak	12,093	11,086	9,678	11,944	9,454	9,858	11,345	10,883	12,724	10,711	10,214	9,980	129,968
kWh	4,317,424	3,809,020	3,081,219	3,792,402	2,872,416	3,144,679	3,960,541	3,481,812	4,213,693	3,392,438	3,505,364	3,508,526	43,079,534
KVAR	540	534	608	599	629	655	699	755	618	639	523	651	7,450
MGS-P-TOU													
Service Charge - Single Phase	1	1	2	2	2	2	2	2	2	2	1	1	22
Service Charge - Three Phase	25	23	23	22	22	22	22	21	24	25	25	26	280
kW-On	10,387	7,702	3,669	4,634	3,286	3,317	3,924	3,962	4,319	4,158	4,368	4,348	58,074
kW-Shoulder	10,399	7,603	3,635	4,571	3,130	3,195	3,771	3,702	3,880	3,911	4,271	4,687	56,755
kW-Off Peak	11,926	9,044	4,307	6,200	4,489	4,401	4,879	4,799	5,279	4,084	6,190	6,217	71,816
kWh	4,459,183	2,820,644	1,199,998	1,706,882	1,247,173	1,093,786	1,398,215	1,286,282	1,534,020	1,523,357	1,578,808	1,607,890	21,456,239
KVAR	577	665	1,158	835	413	1,095	673	636	641	665	598	722	8,678
MGS-S & MGS-S-TOU All Hours													
Service Charge - Single Phase	3,899	3,907	3,925	3,930	3,938	3,958	3,967	3,895	3,905	3,918	3,938	3,949	47,130
Service Charge - Three Phase	7,964	7,977	7,980	7,996	8,010	8,010	8,022	7,863	7,874	7,882	7,883	7,893	95,356
kW	484,121	459,430	404,985	514,431	434,871	481,828	586,436	541,233	588,954	524,026	498,465	472,585	5,990,818
kWh	178,641,499	160,495,262	138,730,985	177,782,916	143,535,394	147,347,892	198,586,961	179,595,404	202,003,444	170,890,116	159,879,137	165,833,377	2,023,322,390
KVAR	12,851	12,355	14,573	14,506	15,364	19,075	17,996	17,860	17,018	17,759	13,892	16,748	189,997
MGS-P & MGS-P-TOU All Hours													
Service Charge - Single Phase	71	73	74	74	74	75	74	74	75	76	74	73	887
Service Charge - Three Phase	162	160	160	160	160	160	161	157	156	156	158	160	1,912
kW	26,676	18,496	17,013	23,626	18,781	20,308	22,981	22,779	25,916	23,795	22,558	21,508	264,362
kWh	9,953,727	5,935,844	5,354,950	7,475,447	5,811,256	5,864,992	7,618,493	7,104,980	7,836,046	7,388,598	6,696,840	6,630,946	83,672,120
KVAR	9,452	8,016	10,557	9,910	9,398	11,230	8,286	9,191	8,758	8,312	9,264	10,101	112,473
MGS-S & MGS-S-TOU TOU													
Service Charge - Single Phase	3,899	3,907	3,925	3,930	3,938	3,958	3,967	3,895	3,905	3,918	3,938	3,949	47,130
Service Charge - Three Phase	7,964	7,977	7,980	7,996	8,010	8,010	8,022	7,863	7,874	7,882	7,883	7,893	95,356
kW-On	411,574	392,576	294,498	423,205	366,889	412,521	506,078	464,223	493,106	437,405	399,019	403,682	5,005,176
kW-Shoulder	-	-	-	-	-	-	-	-	-	-	-	-	-
kW-Off Peak	484,121	459,430	404,985	514,431	434,871	481,828	586,436	541,233	588,954	524,026	498,465	472,585	5,991,365
kWh	178,641,499	160,495,262	138,730,985	177,782,916	143,535,394	147,347,892	198,586,961	179,595,404	202,003,444	170,890,116	159,879,137	165,833,377	2,023,322,390
KVAR	12,851	12,355	14,573	14,506	15,364	19,075	17,996	17,860	17,018	17,759	13,892	16,748	189,997
MGS-P & MGS-P-TOU TOU													
Service Charge - Single Phase	71	73	74	74	74	75	74	74	75	76	74	73	887
Service Charge - Three Phase	162	160	160	160	160	160	161	157	156	156	158	160	1,912
kW-On	22,314	15,194	13,760	18,683	14,053	16,096	18,882	18,645	19,840	19,649	16,354	17,297	210,767

kW-Shoulder	-	-	-	-	-	-	-	-	-	-	-	-	-
kW-Off Peak	26,676	18,496	17,013	23,626	18,781	20,308	22,981	22,779	25,916	23,795	22,558	21,508	264,437
kWh	9,953,727	5,935,844	5,354,950	7,475,447	5,811,256	5,864,992	7,618,493	7,104,980	7,836,046	7,388,598	6,696,840	6,630,946	83,672,120
KVAR	9,452	8,016	10,557	9,910	9,398	11,230	8,286	9,191	8,758	8,312	9,264	10,101	112,473

Stipulation Attachment 18
 Docket No. 2022-00152
 Central Maine Power Company
 Monthly Units -Projections from Sales and

Stipulation Attachment 18
 Docket No. 2022-00152

	Jan-26	Feb-26	Mar-26	Apr-26	May-26	Jun-26	Jul-26	Aug-25	Sep-25	Oct-25	Nov-25	Dec-25	Total
MGS-S													
Service Charge - Single Phase	3,922	3,928	3,946	3,951	3,957	3,978	3,987	3,916	3,926	3,939	3,959	3,969	47,378
Service Charge - Three Phase	8,023	8,038	8,040	8,056	8,068	8,067	8,079	7,923	7,933	7,944	7,943	7,954	96,068
kW	474,918	451,207	397,952	505,762	428,369	475,065	578,121	529,267	575,176	512,437	487,529	462,007	5,877,811
kWh	175,640,749	157,976,089	136,891,270	175,432,114	141,938,603	145,403,718	196,066,932	176,453,843	197,986,296	167,627,798	156,398,392	162,337,599	1,990,153,402
KVAR	12,310	11,821	13,965	13,907	14,735	18,420	17,297	17,106	16,400	17,120	13,369	16,097	182,547
MGS-P													
Service Charge - Single Phase	71	74	73	73	74	74	73	74	74	75	75	73	884
Service Charge - Three Phase	140	140	140	141	142	141	143	139	135	134	136	137	1,667
kW	14,841	9,513	12,791	17,540	14,391	16,011	18,214	17,944	20,599	19,603	16,343	15,271	193,059
kWh	5,528,186	3,135,094	4,182,757	5,806,162	4,595,749	4,802,494	6,258,996	5,806,813	6,290,494	5,855,209	5,110,467	5,016,557	62,388,979
KVAR	8,874	7,351	9,399	9,075	8,985	10,135	7,613	8,555	8,117	7,647	8,666	9,379	103,795
MGS-S-TOU													
Service Charge - Single Phase	60	62	62	63	64	64	64	63	63	63	63	65	756
Service Charge - Three Phase	111	109	110	110	111	113	113	109	110	107	108	108	1,319
kW-On Peak	11,503	10,665	9,199	11,321	8,614	9,451	11,965	10,449	11,967	10,086	9,939	9,853	125,012
kW-Shoulder	11,386	10,490	9,279	11,072	7,757	9,092	11,196	9,900	11,220	9,090	9,163	9,462	119,107
kW-Off Peak	12,167	11,156	9,742	12,022	9,519	9,923	11,415	10,860	12,700	10,692	10,199	9,967	130,364
kWh	4,343,859	3,833,345	3,101,839	3,817,120	2,892,345	3,165,301	3,985,193	3,474,700	4,205,982	3,386,635	3,500,182	3,503,986	43,210,489
KVAR	540	534	608	599	629	655	699	755	618	639	523	651	7,450
MGS-P-TOU													
Service Charge - Single Phase	1	1	2	2	2	2	2	2	2	2	1	1	22
Service Charge - Three Phase	26	24	24	22	22	22	22	22	25	25	25	27	286
kW-On	10,451	7,751	3,693	4,664	3,309	3,339	3,948	3,953	4,312	4,151	4,362	4,342	58,276
kW-Shoulder	10,463	7,651	3,659	4,601	3,152	3,216	3,794	3,695	3,873	3,904	4,264	4,681	56,953
kW-Off Peak	11,999	9,102	4,336	6,241	4,521	4,430	4,910	4,789	5,270	4,077	6,181	6,209	72,063
kWh	4,486,486	2,838,657	1,208,029	1,718,007	1,255,827	1,100,959	1,406,918	1,283,654	1,531,213	1,520,751	1,576,475	1,605,809	21,532,785
KVAR	577	665	1,158	835	413	1,095	673	636	641	665	598	722	8,678
MGS-S & MGS-S-TOU All Hours													
Service Charge - Single Phase	3,982	3,990	4,009	4,014	4,021	4,042	4,051	3,979	3,989	4,002	4,023	4,033	48,134
Service Charge - Three Phase	8,134	8,147	8,150	8,166	8,180	8,180	8,192	8,032	8,043	8,051	8,052	8,062	97,387
kW	487,085	462,364	407,695	517,784	437,889	484,988	590,086	540,127	587,876	523,129	497,729	471,974	6,008,175
kWh	179,984,608	161,809,434	139,993,109	179,249,234	144,830,948	148,569,019	200,052,124	179,928,544	202,192,278	171,014,433	159,898,574	165,841,585	2,033,363,891
KVAR	12,851	12,355	14,573	14,506	15,364	19,075	17,996	17,860	17,018	17,759	13,892	16,748	189,997
MGS-P & MGS-P-TOU All Hours													
Service Charge - Single Phase	72	75	75	76	76	77	76	76	77	77	76	74	906
Service Charge - Three Phase	166	164	164	164	164	163	165	160	160	159	161	163	1,953
kW	26,840	18,614	17,127	23,780	18,912	20,441	23,124	22,733	25,868	23,754	22,524	21,480	265,122
kWh	10,014,672	5,973,751	5,390,786	7,524,169	5,851,576	5,903,453	7,665,914	7,090,467	7,821,708	7,375,961	6,686,942	6,622,366	83,921,763
KVAR	9,452	8,016	10,557	9,910	9,398	11,230	8,286	9,191	8,758	8,312	9,264	10,101	112,473
MGS-S & MGS-S-TOU TOU													
Service Charge - Single Phase	3,982	3,990	4,009	4,014	4,021	4,042	4,051	3,979	3,989	4,002	4,023	4,033	48,134
Service Charge - Three Phase	8,134	8,147	8,150	8,166	8,180	8,180	8,192	8,032	8,043	8,051	8,052	8,062	97,387
kW-On	414,094	395,083	296,469	425,963	369,435	415,226	509,435	463,674	492,204	436,657	398,429	403,159	5,019,621
kW-Shoulder	-	-	-	-	-	-	-	-	-	-	-	-	-
kW-Off Peak	487,085	462,364	407,695	517,784	437,889	484,988	590,086	540,127	587,876	523,129	497,729	471,974	6,008,726
kWh	179,984,608	161,809,434	139,993,109	179,249,234	144,830,948	148,569,019	200,052,124	179,928,544	202,192,278	171,014,433	159,898,574	165,841,585	2,033,363,891
KVAR	12,851	12,355	14,573	14,506	15,364	19,075	17,996	17,860	17,018	17,759	13,892	16,748	189,997
MGS-P & MGS-P-TOU TOU													
Service Charge - Single Phase	72	75	75	76	76	77	76	76	77	77	76	74	906
Service Charge - Three Phase	166	164	164	164	164	163	165	160	160	159	161	163	1,953
kW-On	22,450	15,291	13,852	18,805	14,150	16,201	18,999	18,607	19,804	19,616	16,330	17,275	211,380

Internal Use

kW-Shoulder	-	-	-	-	-	-	-	-	-	-	-	-	-
kW-Off Peak	26,840	18,614	17,127	23,780	18,912	20,441	23,124	22,733	25,868	23,754	22,524	21,480	265,197
kWh	10,014,672	5,973,751	5,390,786	7,524,169	5,851,576	5,903,453	7,665,914	7,090,467	7,821,708	7,375,961	6,686,942	6,622,366	83,921,763
KVAR	9,452	8,016	10,557	9,910	9,398	11,230	8,286	9,191	8,758	8,312	9,264	10,101	112,473

kW-Shoulder	-	-
kW-Off Peak	264,666	264,240
kWh	83,744,603	83,612,152
KVAR	112,473	112,473

Central Maine Power Company
MGS-S Rate Design Proposal

Base Distribution Revenue Requirement

	August 2023 - July 2024	January 2024 - December 2024	August 2024 - July 2025	January 2025 - December 2025	August 2025-July 2026
MGS-S	\$ 30,196,170	\$ 31,664,382	\$ 33,449,713	\$ 34,893,480	\$ 33,717,722
MGS-S-TOU	764,756	802,184	848,283	883,084	852,604
Total MGS-S	\$ 30,960,926	\$ 32,466,566	\$ 34,297,996	\$ 35,776,564	\$ 34,570,327
MGS-P	\$ 1,083,265	\$ 1,136,690	\$ 1,205,083	\$ 1,256,802	\$ 1,214,556
MGS-P-TOU	284,304	298,356	314,845	328,225	316,673
Total MGS-P	\$ 1,367,569	\$ 1,435,046	\$ 1,519,928	\$ 1,585,027	\$ 1,531,229

MGS-S All Hours	Period 1 August 2023 - July 2024 Forecasted Units	Marginal Cost Price	Marginal Cost Revenue	Marginal Cost Adjusted to Collect Revenue Requirement		Service Charges Set to 7/22 Base D * 1.25 Remainder Recovered in kW and kVar kVar Adj to Collect Revenue Requirement		1.125	
				Price	Revenue	Price	Revenue	Price	Revenue
Customer - 1 Phase	46,127	11.37	\$ 524,284	12.74	\$ 587,652	33.71	\$ 1,554,696		
Local Distribution -1 Phase	46,127	148.62	6,855,296	166.64	7,686,529				
Customer - 3 Phase	93,324	14.34	1,338,225	16.08	1,500,657	43.88	4,094,611		
Local Distribution -3 Phase	93,324	117.74	10,987,630	131.72	12,292,697				
Peak KW: Sept - Jun	4,869,060	1.28	6,249,855	1.44	7,011,446	4.18	20,352,671		
Peak KW: Jul - Aug	1,129,253	1.28	1,449,493	1.44	1,626,125	4.18	4,720,279		
KVAR	189,997			1.23	233,697	1.25	237,497		
			\$ 27,404,783		\$ 30,938,804		\$ 30,959,753		
			\$ (3,556,143)		\$ (22,122)		\$ (1,173)		

CMP Proposal RY1 1st half Pricing	
Price	Revenue
32.57	\$ 1,502,342
42.40	3,956,957
4.06	19,768,383
4.87	5,499,464
1.23	233,697
	\$ 30,960,843
	\$ (83)

MGS-S All Hours	Period 2 January 2024 - Dec 2024 Forecasted Units	RY1 Prices	Revenue	RY1 Prices Adjusted to Collect RY2 Revenue Requirement		1.125 RY1 Price Adjusted to Collect Revenue Requirement			
				Prices	Revenue	Price	Revenue	Price	Revenue
Customer - 1 Phase	46,547	32.57	\$ 1,516,028	34.11	\$ 1,587,710	38.37	\$ 1,786,174		
Local Distribution -1 Phase	46,547		-		-				
Customer - 3 Phase	94,169	42.40	3,992,759	44.41	4,182,038	49.96	4,704,793		
Local Distribution -3 Phase	94,169		-		-				
Peak KW: Sept - Jun	4,868,024	4.06	19,764,176	4.25	20,689,100	4.13	20,104,937		
Peak KW: Jul - Aug	1,128,665	4.87	5,496,597	5.10	5,756,190	4.96	5,598,177		
KVAR	189,997	1.23		1.25	237,497	1.37	260,297		
			\$ 30,769,559		\$ 32,452,535		\$ 32,454,377		
			\$ (1,697,006)		\$ (14,031)		\$ (12,189)		

CMP Proposal RY1 2nd half Pricing	
Price	Revenue
37.13	\$ 1,728,282
48.34	4,552,122
4.17	20,299,658
5.00	5,643,323
1.28	243,197
	\$ 32,466,581
	\$ 15

MGS-S All Hours	Period 3 August 2024 - July 2025	RY2 Price	Marginal Cost Revenue	RY2 Prices Adjusted to Collect RY3 Revenue Requirement		1.0175 RY2 Price Adjusted to Collect Revenue Requirement		CMP Proposal RY2 1st half Pricing	
	Forecasted Units			Prices	Revenue	Price	Revenue	Price	Revenue
Customer - 1 Phase	47,130	37.13	\$ 1,749,954	39.19	\$ 1,847,043	39.88	\$ 1,879,366	44.72	\$ 2,107,675
Local Distribution -1 Phase	47,130		-		-				
Customer - 3 Phase	95,356	48.34	4,609,488	51.03	4,865,994	51.92	4,951,149	58.22	5,551,601
Local Distribution -3 Phase	95,356		-		-				
Peak KW: Sept - Jun	4,863,149	4.17	20,279,330	4.40	21,397,855	4.38	21,300,592	4.24	20,619,751
Peak KW: Jul - Aug	1,127,669	5.00	5,638,346	5.28	5,954,093	5.25	5,920,263	5.09	5,739,836
KVAR	189,997	1.28		1.20	227,997	1.33	252,697	1.47	279,296
			\$ 32,277,118		\$ 34,292,982		\$ 34,304,067		\$ 34,298,159
			\$ (2,020,877)		\$ (5,014)		\$ 6,071		\$ 163

MGS-S All Hours	Period 4 January 2025 - Dec 2025	RY2 Price	Marginal Cost Revenue	RY2 Prices Adjusted to Collect RY3 Revenue Requirement		1.0175 RY2 Price Adjusted to Collect Revenue Requirement		CMP Proposal RY2 2nd half Pricing	
	Forecasted Units			Prices	Revenue	Price	Revenue	Price	Revenue
Customer - 1 Phase	47,551	44.72	\$ 2,126,467	46.61	\$ 2,216,337	47.43	\$ 2,255,123	47.43	\$ 2,255,123
Local Distribution -1 Phase	47,551		-		-				
Customer - 3 Phase	96,200	58.22	5,600,761	60.69	5,838,375	61.75	5,940,546	61.75	5,940,546
Local Distribution -3 Phase	95,356		-		-				
Peak KW: Sept - Jun	4,860,373	4.24	20,607,982	4.42	21,482,850	4.40	21,385,642	4.57	22,211,906
Peak KW: Jul - Aug	1,126,564	5.09	5,734,209	5.31	5,982,053	5.28	5,948,256	4.57	5,148,396
KVAR	189,997	1.47		1.39	264,097	1.30	246,997	1.30	246,997
			\$ 34,069,418		\$ 35,783,711		\$ 35,776,564		\$ 35,802,967
			\$ (1,707,146)		\$ 7,147		\$ (0)		\$ 26,403

MGS-S All Hours	Period 5 August 2025 - July 2026	RY2 Price	Marginal Cost Revenue	RY2 Prices Adjusted to Collect RY3 Revenue Requirement		1.025 RY2 Price Adjusted to Collect Revenue Requirement		CMP Proposal RY3 Pricing	
	Forecasted Units			Prices	Revenue	Price	Revenue	Price	Revenue
Customer - 1 Phase	48,134	47.43	\$ 2,282,806	45.55	\$ 2,192,521	46.69	\$ 2,247,334	46.69	\$ 2,247,334
Local Distribution -1 Phase	48,134		-		-				

Central Maine Power Company
MGS-P Rate Design Proposal

Base Distribution Revenue Requirement

	August 2023 - July 2024	January 2024 - December 2024	August 2024 - July 2025	January 2025 - December 2025	August 2025-July 2026
MGS-S	\$ 30,196,170	\$ 31,664,382	\$ 33,449,713	\$ 34,893,480	\$ 33,717,722
MGS-S-TOU	764,756	802,184	848,283	883,084	852,604
Total MGS-S	\$ 30,960,926	\$ 32,466,566	\$ 34,297,996	\$ 35,776,564	\$ 34,570,327
MGS-P	\$ 1,083,265	\$ 1,136,690	\$ 1,205,083	\$ 1,256,802	\$ 1,214,556
MGS-P-TOU	284,304	298,356	314,845	328,225	316,673
Total MGS-P	\$ 1,367,569	\$ 1,435,046	\$ 1,519,928	\$ 1,585,027	\$ 1,531,229

MGS-P All Hours	Period 1 August 2023 - July 2024 Forecasted Units	Marginal Cost Price	Marginal Cost Revenue	Marginal Cost Adjusted to Collect Revenue Requirement		1.125 Service Charges Set to 7/22 Base D * 1.25 Remainder Recovered in kW and kVar kVar Adj to Collect Revenue Requirement		CMP Proposal RY1 Pricing	
				Price	Revenue	Price	Revenue	Price	Revenue
Customer - 1 Phase	869	45.41	\$ 39,441	53.15	\$ 46,164	94.24	\$ 81,854	89.23	\$ 77,501
Local Distribution -1 Phase	869	199.66	173,415	233.67	202,955				
Customer - 3 Phase	1,871	103.67	193,986	121.33	227,031	146.24	273,640	138.46	259,085
Local Distribution -3 Phase	1,871	190.87	357,155	223.38	417,986				
Peak KW: Sept - Jun	218,863	1.25	273,301	1.46	319,540	3.50	766,020	3.44	752,888
Peak KW: Jul - Aug	45,824	1.25	57,222	1.46	66,903	3.50	160,383	4.13	189,252
KVAR	112,473			0.77	86,604	0.76	85,479	0.79	88,854
			\$ 1,094,519		\$ 1,367,182		\$ 1,367,376		\$ 1,367,580
			\$ (273,050)		\$ (387)		\$ (193)		\$ 11

MGS-P All Hours	Period 2 January 2024 - Dec 2024 Forecasted Units	RY1 Price	Marginal Cost Revenue	RY1 Price Adjusted to Collect Revenue Requirement		1.125 RY1 Price Adjusted to Collect Revenue Requirement		CMP Proposal RY2 Pricing	
				Price	Revenue	Price	Revenue	Price	Revenue
Customer - 1 Phase	877	89.23	\$ 78,213	93.88	\$ 82,289	105.62	\$ 92,575	99.73	\$ 87,416
Local Distribution -1 Phase	877		-		-				
Customer - 3 Phase	1,888	138.46	261,420	145.67	275,033	163.88	309,412	154.75	292,177
Local Distribution -3 Phase	1,888		-		-				
Peak KW: Sept - Jun	218,866	3.44	752,900	3.62	792,296	3.45	755,089	3.49	763,844
Peak KW: Jul - Aug	45,799	4.13	189,150	4.35	199,226	4.15	190,066	4.19	191,898
KVAR	112,473	0.79		0.77	86,604	0.78	87,729	0.89	100,101
			\$ 1,281,683		\$ 1,435,448		\$ 1,434,871		\$ 1,435,436
			\$ (153,363)		\$ 402		\$ (176)		\$ 389

MGS-P All Hours	Period 3 August 2024 - July 2025	RY2 Price	Marginal Cost Revenue	RY2 Price Adjusted to Collect Revenue Requirement		1.0175 RY2 Price Adjusted to Collect Revenue Requirement		CMP Proposal RY3 Pricing	
	Forecasted Units			Price	Revenue	Price	Revenue	Price	Revenue
Customer - 1 Phase	887	99.73	\$ 88,506	106.70	\$ 94,692	108.57	\$ 96,349	118.06	\$ 104,773
Local Distribution -1 Phase	887		-		-				
Customer - 3 Phase	1,912	154.75	295,868	165.56	316,536	168.46	322,075	183.19	350,243
Local Distribution -3 Phase	1,912		-		-				
Peak KW: Sept - Jun	217,571	3.49	759,323	3.73	811,540	3.70	805,013	3.46	752,796
Peak KW: Jul - Aug	46,791	4.19	196,056	4.48	209,625	4.45	208,222	4.15	194,184
KVAR	112,473	0.89		0.77	86,604	0.78	87,729	1.05	118,097
			\$ 1,339,753		\$ 1,518,997		\$ 1,519,387		\$ 1,520,093
			\$ (180,175)		\$ (931)		\$ (541)		\$ 164

MGS-P All Hours	Period 4 January 2025 - Dec 2025	RY2 Price	Marginal Cost Revenue	RY2 Price Adjusted to Collect Revenue Requirement		1.0175 RY2 Price Adjusted to Collect Revenue Requirement		CMP Proposal RY3 Pricing	
	Forecasted Units			Price	Revenue	Price	Revenue	Price	Revenue
Customer - 1 Phase	895	118.06	\$ 105,715	125.92	\$ 112,753	128.12	\$ 114,726	128.12	\$ 114,726
Local Distribution -1 Phase	895		-		-				
Customer - 3 Phase	1,929	183.19	353,333	195.39	376,865	198.81	383,460	198.81	383,460
Local Distribution -3 Phase	1,929		-		-				
Peak KW: Sept - Jun	218,528	3.46	756,105	3.69	806,367	3.66	799,811	3.79	828,220
Peak KW: Jul - Aug	45,714	4.15	189,711	4.43	202,511	4.39	200,682	3.79	173,254
KVAR	112,473	1.05		0.77	86,604	0.77	86,604	0.77	86,604
			\$ 1,404,865		\$ 1,585,099		\$ 1,585,283		\$ 1,586,264
			\$ (180,162)		\$ 65,171		\$ 65,355		\$ 1,237

MGS-P All Hours	Period 5 August 2025 - July 2026	RY2 Price	Marginal Cost Revenue	RY2 Price Adjusted to Collect Revenue Requirement		1.025 RY2 Price Adjusted to Collect Revenue Requirement		CMP Proposal RY3 Pricing	
	Forecasted Units			Price	Revenue	Price	Revenue	Price	Revenue
Customer - 1 Phase	906	128.12	\$ 116,126	138.15	\$ 125,214	141.60	\$ 128,344	141.60	\$ 128,344
Local Distribution -1 Phase	906		-		-				

Central Maine Power Company
MGS-S-TOU Rate Design Proposal

Base Distribution Revenue Requirement

	August 2023 - July 2024	January 2024 - December 2024	August 2024 - July 2025	January 2025 - December 2025	August 2025-July 2026
MGS-S	\$ 30,196,170	\$ 31,664,382	\$ 33,449,713	\$ 34,893,480	\$ 33,717,722
MGS-S-TOU	764,756	802,184	848,283	883,084	852,604
Total MGS-S	\$ 30,960,926	\$ 32,466,566	\$ 34,297,996	\$ 35,776,564	\$ 34,570,327
MGS-P	\$ 1,083,265	\$ 1,136,690	\$ 1,205,083	\$ 1,256,802	\$ 1,214,556
MGS-P-TOU	284,304	298,356	314,845	328,225	316,673
Total MGS-P	\$ 1,367,569	\$ 1,435,046	\$ 1,519,928	\$ 1,585,027	\$ 1,531,229

MGS-S TOU	Period 1 August 2023 - July 2024	Marginal Cost Price	Marginal Cost Revenue	Marginal Cost Adjusted to Collect Revenue Requirement		Service Charges Set to MGS-S All Hours Chrg Remainder Recovered in kW and kVar kVar Adj to Collect Revenue Requirement	
	Forecasted Units			Price	Revenue	Price	Revenue
Customer - 1 Phase	46,127	12.65	\$ 583,297	13.94	\$ 643,004	33.71	\$ 1,554,696
Local Distribution -1 Phase	46,127	148.62	6,855,296	163.78	7,554,607		
Customer - 3 Phase	93,324	15.44	1,441,332	17.02	1,588,382	43.88	4,094,611
Local Distribution -3 Phase	93,324	117.74	10,987,630	130.03	12,134,979		
KW On-Peak	5,904,867						
July - August	1,103,467	5.69	6,278,858	6.27	6,918,740	17.74	19,575,510
December - March	1,821,217	0.07	132,999	0.08	145,697	0.23	418,880
April-June; September-November	2,980,182	0.00	1,699	-	-	-	-
KW Shoulder	5,891,856						
July - August	1,127,524	0.06	66,557	0.07	78,927	0.20	225,505
December - March	1,771,954	0.08	139,655	0.09	159,476	0.25	442,988
April-June; September-November	2,992,378	0.00	154	-	-	-	-
KW Off-Peak	4,953,373						
July - August	869,696	1.64	1,426,341	1.81	1,574,150	5.12	4,452,846
December - March	1,516,279	0.00	5,067	-	-	-	-
April-June; September-November	2,567,398	0.00	77	-	-	-	-
KVAR	189,997			1.02	193,797	1.03	195,697
			\$ 27,918,962		\$ 30,991,761		\$ 30,960,733
			\$ (3,041,964)		\$ 30,835		\$ (193)

CMP Proposal Period 1 Pricing	
Price	Revenue
28.20	\$ 1,300,769
36.29	3,386,745
2.56	2,824,876
2.13	3,879,193
2.13	6,347,788
2.56	2,886,462
2.13	3,774,262
2.13	6,373,765
-	-
-	-
-	-
0.69	131,098
	\$ 30,904,956
	\$ (55,970)

MGS-S TOU	Period 2	Period 1	Marginal Cost	Marginal Cost Adjusted to		Service Charges Set to MGS-S All Hours Chrg		CMP Proposal			
	January 2024 -			Price	Revenue	Price	Revenue	Price	Revenue	Period 2	
	Dec 2024									Remainder Recovered in kW and kVar	
	Forecasted			Collect Revenue Requirement	Collect Revenue Requirement	kVar Adj to Collect Revenue Requirement	kVar Adj to Collect Revenue Requirement	Price	Revenue		
	Units	Price	Revenue	Price	Revenue	Price	Revenue				
Customer - 1 Phase	46,547	28.20	\$ 1,312,619	32.73	\$ 1,523,476	37.13	\$ 1,728,282	29.54	\$ 1,374,992		
Local Distribution -1 Phase	46,547		-	-	-						
Customer - 3 Phase	94,169	36.29	3,417,387	42.12	3,966,391	48.34	4,552,122	38.01	3,579,357		
Local Distribution -3 Phase	94,169		-	-	-						
KW On-Peak	5,902,740										
July - August	1,102,893	2.56	2,823,406	2.97	3,275,592	7.65	8,437,131	2.66	2,933,695		
December - March	1,415,721	2.13	3,015,485	2.47	3,496,830	2.47	3,496,830	2.22	3,142,900		
April-June; September-November	3,384,127	2.13	7,208,190	-	-	-	-	2.22	7,512,762		
KW Shoulder	5,884,465										
July - August	1,126,936	2.56	2,884,957	2.97	3,347,001	7.65	8,621,062	2.66	2,997,650		
December - March	1,384,343	2.13	-	-	-	-	-	2.22	3,073,242		
April-June; September-November	3,378,434	2.13	7,196,064	-	-	-	-	2.22	7,500,123		
KW Off-Peak	4,951,547										
July - August	869,218	-	-	-	-	-	-	-	-		
December - March	1,185,805	-	-	-	-	-	-	-	-		
April-June; September-November	2,896,524	-	-	-	-	-	-	-	-		
KVAR	189,997	0.69		0.69	131,098	0.68	129,198	1.06	201,397		
			\$ 27,858,108		\$ 15,740,388		\$ 26,964,625		\$ 32,316,118		
			\$ (4,608,458)		\$ (16,726,178)		\$ (5,501,941)		\$ (150,447)		

MGS-S TOU	Period 3	Marginal Cost Price	Marginal Cost Revenue	RY2 Price Adjusted to		RY2 Price Adjusted to		CMP Proposal	
	August 2024 - July 2025			Collect Revenue Requirement		Collect Revenue Requirement		Period 3	
	Forecasted Units			Price	Revenue	Price	Revenue	Price	Revenue
Customer - 1 Phase	47,130	12.65	\$ 595,993	14.94	\$ 704,129	39.88	\$ 1,879,366	31.16	\$ 1,468,585
Local Distribution -1 Phase	47,130	148.62	7,004,497	175.59	8,275,639				
Customer - 3 Phase	95,356	15.44	1,472,701	18.25	1,740,239	51.92	4,951,149	40.11	3,824,712
Local Distribution -3 Phase	95,356	117.74	11,226,764	139.22	13,275,402				
KW On-Peak	5,897,473								
July - August	1,101,918	7.09	7,814,218	8.38	9,234,071	23.19	25,553,473	2.84	3,129,446
December - February	1,414,873	0.12	167,773	0.14	198,082	0.39	551,800	2.37	3,353,249
March-June; September-November	3,380,682	0.00	12,445	-	-	-	-	2.37	8,012,217
KW Shoulder	5,884,465								
July - August	1,125,942	-	-	-	-	-	-	2.84	3,197,676
December - February	1,383,516	-	-	-	-	-	-	2.37	3,278,932
March-June; September-November	3,375,007	-	-	-	-	-	-	2.37	7,998,767
KW Off-Peak	4,947,316								
July - August	868,490	0.40	348,279	0.47	408,190	1.30	1,129,037	-	-
December - February	1,185,078	0.01	12,435	0.01	11,851	0.03	35,552	-	-
March-June; September-November	2,893,748	0.00	2,033	-	-	-	-	-	-
KVAR	189,997	1.06	201,397	1.06	201,397	1.10	208,997	0.94	178,598
			\$ 28,858,534		\$ 34,049,001		\$ 34,309,376		\$ 34,442,183
			\$ (5,439,462)		\$ (248,995)		\$ 11,380		\$ 144,187

MGS-S TOU	Period 4	Marginal Cost Price	Marginal Cost Revenue	Marginal Cost Adjusted to		CES Proposal		CMP Proposal	
	January 2025 - Dec 2025			Collect Revenue Requirement		Price	Revenue	Period 4	
	Forecasted Units			Price	Revenue	Price	Revenue	Price	Revenue
Customer - 1 Phase	47,551	12.65	601,306	16.09	\$ 765,091	153.88	\$ 7,316,980	153.88	\$ 7,316,980
Local Distribution -1 Phase	47,551	148.62	7,066,949	189.08	8,990,883				
Customer - 3 Phase	96,200	15.44	1,485,742	19.65	1,890,329	127.08	12,225,089	127.08	12,225,089
Local Distribution -3 Phase	96,200	117.74	11,326,177	149.79	14,409,790				
KW On-Peak	5,001,464								
July - August	969,752	7.09	6,876,969	9.02	8,747,163	9.02	8,747,163	9.02	8,747,163
December - February	1,207,309	0.12	143,160	0.15	181,096	1.77	2,131,741	1.77	2,131,741
March-June; September-November	2,824,403	0.00	10,397	-	-	1.62	4,563,378	1.62	4,563,378
KW Shoulder	-								
July - August	-	-	-	-	-	-	-	-	-

Central Maine Power Company
MGS-P-TOU Rate Design Proposal

Base Distribution Revenue Requirement

	August 2023 - July 2024	January 2024 - December 2024	August 2024 - July 2025	January 2025 - December 2025	August 2025-July 2026
MGS-S	\$ 30,196,170	\$ 31,664,382	\$ 33,449,713	\$ 34,893,480	\$ 33,717,722
MGS-S-TOU	764,756	802,184	848,283	883,084	852,604
Total MGS-S	\$ 30,960,926	\$ 32,466,566	\$ 34,297,996	\$ 35,776,564	\$ 34,570,327
MGS-P	\$ 1,083,265	\$ 1,136,690	\$ 1,205,083	\$ 1,256,802	\$ 1,214,556
MGS-P-TOU	284,304	298,356	314,845	328,225	316,673
Total MGS-P	\$ 1,367,569	\$ 1,435,046	\$ 1,519,928	\$ 1,585,027	\$ 1,531,229

MGS-P TOU	Period 1 August 2023 - July 2024 Forecasted Units	Marginal Cost Price	Marginal Cost Revenue	Marginal Cost Adjusted to Collect Revenue Requirement		Remainder Recovered in kW and kVar kVar Adj to Collect Revenue Requirement		CMP Proposal Period 1 Pricing	
				Price	Revenue	Price	Revenue	Price	Revenue
Customer - 1 Phase	869	45.41	\$ 39,441	50.25	\$ 43,645	94.24	\$ 81,854	83.10	\$ 72,177
Local Distribution -1 Phase	869	199.66	173,415	220.92	191,881				
Customer - 3 Phase	1,871	116.74	218,448	129.18	241,720	146.24	273,640	123.21	230,549
Local Distribution -3 Phase	1,871	190.87	357,155	211.20	395,195				
KW On-Peak	248,422								
July - August	43,586	5.54	241,276	6.13	267,184	15.23	663,819	1.84	80,199
December - March	78,384	0.07	5,569	0.08	6,271	0.20	15,677	1.53	119,927
April-June; September-November	126,452	0.00	70	-	-	-	-	1.53	193,471
KW Shoulder	246,784								
July - August	43,615	0.06	2,505	0.06	2,617	0.15	6,542	1.84	80,252
December - March	77,655	0.08	5,954	0.08	6,212	0.20	15,531	1.53	118,813
April-June; September-November	125,514	0.00	6	-	-	-	-	1.53	192,036
KW Off-Peak	231,474								
July - August	37,419	1.60	59,702	1.77	66,231	4.40	164,642	-	-
December - March	76,579	0.00	249	-	-	-	-	-	-
April-June; September-November	117,476	0.00	3	-	-	-	-	-	-
KVAR	112,473			1.30	146,215	1.30	146,215	2.47	277,808
			\$ 1,103,794		\$ 1,367,170		\$ 1,367,919		\$ 1,365,232
			\$ (263,775)		\$ (399)		\$ 350		\$ (2,337)

MGS-P TOU	Period 2 January 2024 - Dec 2024	Period 1 Price	Marginal Cost Revenue	Marginal Cost Adjusted to		Service Charges Set to MGS-P All Hours Chrg		CMP Proposal Period 2	
	Forecasted Units			Collect Revenue Requirement		Remainder Recovered in kW and kVar kVar Adj to Collect Revenue Requirement		Pricing	
				Price	Revenue	Price	Revenue	Price	Revenue
Customer - 1 Phase	877	83.10	\$ 72,840	88.24	\$ 77,345	99.73	\$ 87,416	87.19	\$ 76,425
Local Distribution -1 Phase	877		-	-	-				
Customer - 3 Phase	1,888	123.21	232,628	130.83	247,015	154.75	292,177	129.28	244,088
Local Distribution -3 Phase	1,888		-	-	-				
KW On-Peak	248,333								
July - August	43,562	1.84	80,154	1.95	84,946	4.10	178,604	1.92	83,639
December - March	61,968	1.53	94,811	1.62	100,388	3.41	211,310	1.60	99,148
April-June; September-November	142,803	1.53	218,489	-	-	-	-	1.60	228,485
KW Shoulder	246,694								
July - August	43,592	1.84	80,209	1.95	85,005	4.10	178,727	1.92	83,697
December - March	61,431	1.53	93,990	1.62	99,519	3.41	209,481	1.60	98,290
April-June; September-November	141,670	1.53	216,756	-	-	-	-	1.60	226,673
KW Off-Peak	231,389								
July - August	37,397	-	-	-	-	-	-	-	-
December - March	61,494	-	-	-	-	-	-	-	-
April-June; September-November	132,498	-	-	-	-	-	-	-	-
KVAR	112,473	2.47		2.47	277,808	2.47	277,808	2.58	290,180
			\$ 1,089,875		\$ 972,025		\$ 1,435,524		\$ 1,430,624
			\$ (345,171)		\$ (463,022)		\$ 477		\$ (4,422)

MGS-P TOU	Period 3 August 2024 - July 2025	Marginal Cost Price	Marginal Cost Revenue	RY2 Price Adjusted to		RY2 Price Adjusted to		CMP Proposal Period 3	
	Forecasted Units			Collect Revenue Requirement		Collect Revenue Requirement		Pricing	
				Price	Revenue	Price	Revenue	Price	Revenue
Customer - 1 Phase	887	45.41	\$ 40,300	39.35	\$ 34,921	108.57	\$ 96,349	92.42	\$ 82,019
Local Distribution -1 Phase	887	199.66	177,189	173.03	153,557				
Customer - 3 Phase	1,912	116.74	223,202	101.17	193,428	168.46	322,075	137.03	261,989
Local Distribution -3 Phase	1,912	190.87	364,928	165.41	316,249				
KW On-Peak	248,118								
July - August	43,525	6.90	300,277	5.98	260,281	17.34	754,729	2.06	89,662
December - February	61,931	0.12	7,144	0.10	6,193	0.29	17,960	1.72	106,521
March-June; September-November	142,662	-	-	-	-	-	-	1.72	245,379
KW Shoulder	246,478								
July - August	43,555	-	-	-	-	-	-	2.06	89,723
December - February	61,395	-	-	-	-	-	-	1.72	105,599
March-June; September-November	141,528	0.00	507	-	-	-	-	1.72	243,428
KW Off-Peak	231,191								
July - August	37,366	0.39	14,577	0.34	12,704	0.99	36,992	-	-
December - February	61,458	0.01	627	0.01	615	0.03	1,844	-	-
March-June; September-November	132,368	0.00	92	-	-	-	-	-	-
KVAR	112,473	2.58	290,180	2.58	290,180	2.58	290,180	2.72	305,926
			\$ 1,419,025		\$ 1,268,129		\$ 1,520,130		\$ 1,530,247
			\$ (100,903)		\$ (251,799)		\$ 201		\$ 10,318

**Stipulation
 Attachment 18
 Docket No. 2022-00152**

Customer	Phase	Jul - Aug KW	Sept - Jun KW	Jan - Dec KWH	Jan - Dec KVAR	Distribution 7/22 Prices	Distribution 8/23 Prices	Distribution % Difference
MGS-S Customer 1	3	346.24	1,273.12	633,280	144.96	\$ 8,650.00	\$ 9,082.13	5.00%
MGS-S Customer 2	3	121.16	460.36	256,320	-	\$ 3,399.42	\$ 3,573.47	5.12%
MGS-S Customer 3	3	47.20	179.68	80,240	-	\$ 1,692.20	\$ 1,778.18	5.08%
MGS-S Customer 4	3	97.60	344.96	196,720	-	\$ 2,735.52	\$ 2,875.27	5.11%
MGS-S Customer 5	3	103.96	392.32	211,480	-	\$ 2,989.62	\$ 3,142.52	5.11%
MGS-S Customer 6	3	136.64	500.56	265,680	-	\$ 3,671.06	\$ 3,859.09	5.12%
MGS-S Customer 7	1	169.04	847.36	422,000	-	\$ 5,314.02	\$ 5,587.51	5.15%
MGS-S Customer 8	3	82.16	480.88	108,720	-	\$ 3,277.77	\$ 3,445.83	5.13%
MGS-S Customer 9	3	229.44	981.36	531,360	-	\$ 6,407.40	\$ 6,736.80	5.14%
MGS-S Customer 10	1	57.13	257.77	116,222	-	\$ 1,969.01	\$ 2,069.67	5.11%
MGS-S Customer 11	3	122.84	474.96	178,760	-	\$ 3,476.20	\$ 3,654.22	5.12%
MGS-S Customer 12	3	270.28	1,260.28	909,920	-	\$ 7,922.67	\$ 8,330.45	5.15%
MGS-S Customer 13	1	36.97	157.00	52,811	-	\$ 1,391.56	\$ 1,462.40	5.09%
MGS-S Customer 14	3	33.68	197.40	65,080	-	\$ 1,699.03	\$ 1,785.48	5.09%
MGS-S Customer 15	3	128.40	557.84	225,680	79.12	\$ 4,024.46	\$ 4,223.94	4.96%
MGS-S Customer 16	1	47.12	239.66	38,329	-	\$ 1,829.79	\$ 1,923.30	5.11%
MGS-S Customer 17	3	166.44	647.52	260,520	-	\$ 4,515.40	\$ 4,747.05	5.13%
MGS-S Customer 18	3	135.36	557.44	312,800	-	\$ 3,926.74	\$ 4,128.07	5.13%
MGS-S Customer 19	3	50.57	130.34	62,544	-	\$ 1,482.95	\$ 1,558.04	5.06%
MGS-S Customer 20	3	60.85	225.53	55,508	-	\$ 1,979.79	\$ 2,080.59	5.09%
MGS-S Customer 21	3	53.38	189.44	80,963	-	\$ 1,771.59	\$ 1,861.64	5.08%
MGS-S Customer 22	1	83.73	388.78	168,331	-	\$ 2,721.91	\$ 2,861.46	5.13%
MGS-S Customer 23	1	63.52	373.65	188,742	-	\$ 2,539.84	\$ 2,670.10	5.13%
MGS-S Customer 24	3	88.74	412.75	241,907	-	\$ 2,999.53	\$ 3,153.08	5.12%
MGS-S Customer 25	3	-	13.60	2,720	-	\$ 662.95	\$ 695.86	4.96%
MGS-S Customer 26	3	31.09	118.45	54,553	-	\$ 1,319.91	\$ 1,386.68	5.06%
MGS-S Customer 27	3	79.72	326.70	107,110	-	\$ 2,551.92	\$ 2,682.29	5.11%
MGS-S Customer 28	3	66.79	313.57	107,498	-	\$ 2,419.50	\$ 2,543.10	5.11%
MGS-S Customer 29	3	-	-	11,200	-	\$ 600.12	\$ 629.76	4.94%
MGS-S Customer 30	3	61.12	218.00	91,440	-	\$ 1,946.50	\$ 2,045.57	5.09%
MGS-S Customer 31	3	481.60	2,241.92	1,070,560	-	\$ 13,630.67	\$ 14,333.22	5.15%
MGS-S Customer 32	3	126.84	488.28	319,040	-	\$ 3,559.94	\$ 3,742.28	5.12%
MGS-S Customer 33	1	25.79	127.21	107,388	-	\$ 1,191.88	\$ 1,252.44	5.08%
MGS-S Customer 34	3	141.78	494.07	293,560	-	\$ 3,669.60	\$ 3,857.52	5.12%
MGS-S Customer 35	1	183.60	925.04	434,000	-	\$ 5,753.70	\$ 6,049.92	5.15%
MGS-S Customer 36	1	134.41	417.13	195,265	-	\$ 3,134.16	\$ 3,294.70	5.12%
MGS-S Customer 37	3	47.41	240.94	90,110	-	\$ 1,976.39	\$ 2,077.13	5.10%

Internal Use

Customer	Phase	Jul - Aug KW	Sept - Jun KW	Jan - Dec KWH	Jan - Dec KVAR	Distribution 7/22 Prices	Distribution 8/23 Prices	Distribution % Difference
MGS-S Customer 38	3	34.00	75.20	10,880	-	\$ 1,136.24	\$ 1,193.45	5.04%
MGS-S Customer 39	3	45.68	102.24	17,680	-	\$ 1,325.99	\$ 1,392.96	5.05%
MGS-S Customer 40	1	82.31	319.24	55,819	-	\$ 2,392.75	\$ 2,515.21	5.12%
MGS-S Customer 41	3	23.28	176.28	32,470	-	\$ 1,543.74	\$ 1,622.20	5.08%
MGS-S Customer 42	1	45.40	199.18	65,309	-	\$ 1,633.22	\$ 1,716.54	5.10%
MGS-S Customer 43	1	-	56.72	18	-	\$ 723.09	\$ 759.50	5.04%
MGS-S Customer 44	1	26.68	184.00	76,640	-	\$ 1,459.19	\$ 1,533.62	5.10%
MGS-S Customer 45	1	36.72	110.72	30,880	-	\$ 1,176.36	\$ 1,236.02	5.07%
MGS-S Customer 46	1	49.66	114.48	16,800	-	\$ 1,265.55	\$ 1,329.73	5.07%
MGS-S Customer 47	1	36.61	85.06	23,588	-	\$ 1,057.20	\$ 1,110.67	5.06%
MGS-S Customer 48	1	60.32	274.94	146,073	-	\$ 2,066.04	\$ 2,171.71	5.11%
MGS-S Customer 49	3	105.04	551.54	358,145	-	\$ 3,731.21	\$ 3,922.63	5.13%
MGS-S Customer 50	3	100.66	205.68	132,871	-	\$ 2,109.02	\$ 2,216.21	5.08%
MGS-S Customer 51	1	129.68	482.15	231,975	-	\$ 3,408.30	\$ 3,583.12	5.13%
MGS-S Customer 52	3	149.16	530.04	148,800	-	\$ 3,876.74	\$ 4,075.36	5.12%
MGS-S Customer 53	1	137.52	620.64	320,880	-	\$ 4,091.63	\$ 4,301.89	5.14%
MGS-S Customer 54	1	38.64	58.40	18,000	-	\$ 945.30	\$ 992.94	5.04%
MGS-S Customer 55	1	34.64	38.24	13,040	-	\$ 829.96	\$ 871.64	5.02%
MGS-S Customer 56	1	44.24	68.00	17,040	-	\$ 1,020.73	\$ 1,072.24	5.05%
MGS-S Customer 57	1	55.92	67.76	28,000	-	\$ 1,084.45	\$ 1,139.17	5.05%
MGS-S Customer 58	3	82.49	342.70	158,408	-	\$ 2,641.21	\$ 2,776.20	5.11%
MGS-S Customer 59	3	70.43	297.48	134,272	-	\$ 2,365.36	\$ 2,486.12	5.11%
MGS-S Customer 60	3	139.52	545.60	253,440	-	\$ 3,895.13	\$ 4,094.78	5.13%
MGS-S Customer 61	3	32.20	195.41	78,174	-	\$ 1,681.62	\$ 1,767.18	5.09%
MGS-S Customer 62	3	46.83	309.66	136,471	-	\$ 2,290.66	\$ 2,407.73	5.11%
MGS-S Customer 63	3	78.76	421.06	214,818	-	\$ 2,982.54	\$ 3,135.28	5.12%
MGS-S Customer 64	3	57.63	290.71	123,856	-	\$ 2,263.05	\$ 2,378.59	5.11%
MGS-S Customer 65	1	72.37	391.43	182,151	-	\$ 2,671.10	\$ 2,808.11	5.13%
MGS-S Customer 66	3	244.68	776.88	508,080	-	\$ 5,547.28	\$ 5,831.88	5.13%
MGS-S Customer 67	1	43.97	125.94	56,754	-	\$ 1,286.92	\$ 1,352.25	5.08%
MGS-S Customer 68	1	63.25	249.89	121,935	-	\$ 1,966.57	\$ 2,067.05	5.11%
MGS-S Customer 69	3	48.36	145.88	39,880	0.90	\$ 1,544.01	\$ 1,622.21	5.06%
MGS-S Customer 70	3	127.92	551.04	279,280	-	\$ 3,855.88	\$ 4,053.59	5.13%
MGS-S Customer 71	3	111.00	440.76	204,960	-	\$ 3,252.48	\$ 3,418.98	5.12%
MGS-S Customer 72	3	112.80	451.52	243,520	-	\$ 3,312.18	\$ 3,481.77	5.12%
MGS-S Customer 73	3	108.52	390.88	229,580	-	\$ 3,008.27	\$ 3,162.11	5.11%
MGS-S Customer 74	3	60.23	213.42	94,944	-	\$ 1,920.40	\$ 2,018.12	5.09%
MGS-S Customer 75	3	67.70	227.12	84,979	-	\$ 2,025.15	\$ 2,128.25	5.09%
MGS-S Customer 76	3	4.12	51.32	22,560	-	\$ 860.08	\$ 903.19	5.01%
MGS-S Customer 77	1	198.80	905.76	466,320	-	\$ 5,748.99	\$ 6,044.84	5.15%

Internal Use

Customer	Phase	Jul - Aug KW	Sept - Jun KW	Jan - Dec KWH	Jan - Dec KVAR	Distribution 7/22 Prices	Distribution 8/23 Prices	Distribution % Difference
MGS-S Customer 78	3	77.97	313.52	132,564	-	\$ 2,481.32	\$ 2,608.03	5.11%
MGS-S Customer 79	1	37.32	165.92	54,286	-	\$ 1,434.72	\$ 1,507.79	5.09%
MGS-S Customer 80	3	52.16	164.29	74,915	-	\$ 1,648.63	\$ 1,732.30	5.08%
MGS-S Customer 81	3	-	32.55	11,997	-	\$ 750.50	\$ 787.95	4.99%
MGS-S Customer 82	1	113.43	483.64	328,102	-	\$ 3,324.99	\$ 3,495.63	5.13%
MGS-S Customer 83	1	171.96	789.00	366,480	-	\$ 5,060.60	\$ 5,320.91	5.14%
MGS-S Customer 84	3	-	453.28	93,680	-	\$ 2,694.27	\$ 2,832.70	5.14%
MGS-S Customer 85	3	49.60	197.84	90,720	-	\$ 1,789.42	\$ 1,880.43	5.09%
MGS-S Customer 86	1	128.08	581.04	325,760	-	\$ 3,856.29	\$ 4,054.40	5.14%
MGS-S Customer 87	3	186.24	853.60	411,360	-	\$ 5,577.38	\$ 5,864.04	5.14%
MGS-S Customer 88	3	275.36	1,309.76	572,640	-	\$ 8,179.46	\$ 8,600.54	5.15%
MGS-S Customer 89	1	86.57	444.42	238,409	-	\$ 2,994.72	\$ 3,148.42	5.13%
MGS-S Customer 90	1	70.08	255.92	90,480	-	\$ 2,032.33	\$ 2,136.18	5.11%
MGS-S Customer 91	3	595.80	3,133.80	924,600	-	\$ 18,384.97	\$ 19,333.54	5.16%
MGS-S Customer 92	3	105.28	425.48	165,520	-	\$ 3,150.14	\$ 3,311.38	5.12%
MGS-S Customer 93	3	304.50	1,136.50	626,000	329.50	\$ 8,100.88	\$ 8,488.54	4.79%
MGS-S Customer 94	3	63.46	273.40	82,243	-	\$ 2,215.43	\$ 2,328.46	5.10%
MGS-S Customer 95	1	152.80	188.96	96,720	-	\$ 2,182.08	\$ 2,293.01	5.08%
MGS-S Customer 96	3	212.76	1,001.32	192,680	-	\$ 6,407.04	\$ 6,736.57	5.14%
MGS-S Customer 97	3	252.33	1,253.10	762,024	-	\$ 7,789.87	\$ 8,190.91	5.15%
MGS-S Customer 98	3	248.29	1,142.59	546,425	-	\$ 7,256.90	\$ 7,630.28	5.15%
MGS-S Customer 99	1	49.20	217.44	109,680	-	\$ 1,738.67	\$ 1,827.43	5.11%
MGS-S Customer 100	3	66.24	309.87	130,133	-	\$ 2,399.35	\$ 2,521.91	5.11%
MGS-S Customer 101	1	54.22	141.39	53,925	-	\$ 1,415.18	\$ 1,487.10	5.08%
MGS-S Customer 102	3	71.06	234.60	115,860	-	\$ 2,078.36	\$ 2,184.20	5.09%
MGS-S Customer 103	1	124.83	570.42	272,318	-	\$ 3,789.19	\$ 3,983.84	5.14%
MGS-S Customer 104	1	72.43	275.45	138,190	-	\$ 2,135.61	\$ 2,244.79	5.11%
MGS-S Customer 105	1	57.28	326.64	36,960	-	\$ 2,288.02	\$ 2,405.25	5.12%
MGS-S Customer 106	1	4.96	297.44	42,880	-	\$ 1,862.74	\$ 1,958.32	5.13%
MGS-S Customer 107	1	50.46	207.74	93,776	-	\$ 1,700.85	\$ 1,787.64	5.10%
MGS-S Customer 108	3	33.57	114.85	46,744	-	\$ 1,317.04	\$ 1,383.64	5.06%
MGS-S Customer 109	1	-	181.83	68,147	-	\$ 1,301.09	\$ 1,367.53	5.11%
MGS-S Customer 110	3	70.96	347.76	143,560	-	\$ 2,600.60	\$ 2,733.57	5.11%
MGS-S Customer 111	3	36.61	254.97	67,404	-	\$ 1,981.27	\$ 2,082.35	5.10%
MGS-S Customer 112	3	23.67	86.69	38,472	-	\$ 1,132.00	\$ 1,189.07	5.04%
MGS-S Customer 113	3	14.32	97.26	39,929	-	\$ 1,128.94	\$ 1,185.93	5.05%
MGS-S Customer 114	3	51.08	203.68	69,917	-	\$ 1,824.62	\$ 1,917.44	5.09%
MGS-S Customer 115	3	65.08	229.20	102,320	-	\$ 2,020.22	\$ 2,123.09	5.09%
MGS-S Customer 116	1	57.11	166.09	74,359	-	\$ 1,545.34	\$ 1,623.99	5.09%
MGS-S Customer 117	3	676.40	362.00	122,640	-	\$ 6,026.58	\$ 6,332.49	5.08%

Internal Use

Customer	Phase	Jul - Aug KW	Sept - Jun KW	Jan - Dec KWH	Jan - Dec KVAR	Distribution 7/22 Prices	Distribution 8/23 Prices	Distribution % Difference
MGS-S Customer 118	1	76.88	294.36	142,086	-	\$ 2,247.67	\$ 2,362.64	5.12%
MGS-S Customer 119	1	-	-	88,705	-	\$ 461.04	\$ 483.84	4.95%
MGS-S Customer 120	1	70.88	326.93	154,965	-	\$ 2,364.84	\$ 2,485.95	5.12%
MGS-S Customer 121	1	96.44	403.12	164,055	-	\$ 2,858.70	\$ 3,005.25	5.13%
MGS-S Customer 122	3	106.44	398.36	145,640	-	\$ 3,031.29	\$ 3,186.33	5.11%
MGS-S Customer 123	3	54.36	230.16	139,080	-	\$ 1,965.16	\$ 2,065.26	5.09%
MGS-S Customer 124	3	113.56	449.52	171,720	-	\$ 3,307.16	\$ 3,476.48	5.12%
MGS-S Customer 125	3	74.88	320.48	162,080	-	\$ 2,496.32	\$ 2,623.84	5.11%
MGS-S Customer 126	3	100.97	388.18	105,985	-	\$ 2,953.90	\$ 3,104.97	5.11%
MGS-S Customer 127	3	33.72	115.20	56,080	-	\$ 1,319.49	\$ 1,386.22	5.06%
MGS-S Customer 128	3	22.88	145.12	86,920	-	\$ 1,397.56	\$ 1,468.43	5.07%
MGS-S Customer 129	3	38.00	210.52	69,120	-	\$ 1,783.62	\$ 1,874.43	5.09%
MGS-S Customer 130	3	121.20	714.48	258,160	-	\$ 4,573.68	\$ 4,808.73	5.14%
MGS-S Customer 131	3	107.12	459.44	193,120	10.88	\$ 3,335.74	\$ 3,505.64	5.09%
MGS-S Customer 132	3	60.92	227.50	108,752	-	\$ 1,989.28	\$ 2,090.57	5.09%
MGS-S Customer 133	3	103.01	408.62	158,763	-	\$ 3,059.65	\$ 3,216.20	5.12%
MGS-S Customer 134	3	-	29.38	44,685	-	\$ 735.86	\$ 772.55	4.99%
MGS-S Customer 135	3	65.42	247.52	80,022	-	\$ 2,106.74	\$ 2,214.11	5.10%
MGS-S Customer 136	3	18.19	73.22	26,486	-	\$ 1,039.35	\$ 1,091.66	5.03%
MGS-S Customer 137	3	46.66	175.12	68,880	-	\$ 1,668.14	\$ 1,752.87	5.08%
MGS-S Customer 138	1	64.87	259.48	129,027	-	\$ 2,019.87	\$ 2,123.10	5.11%
MGS-S Customer 139	3	36.72	89.37	69,747	-	\$ 1,216.81	\$ 1,278.18	5.04%
MGS-S Customer 140	3	31.20	63.24	32,160	-	\$ 1,065.45	\$ 1,119.00	5.03%
MGS-S Customer 141	3	176.00	1,109.60	380,800	1,012.60	\$ 8,424.69	\$ 8,769.92	4.10%
MGS-S Customer 142	3	122.64	759.12	276,240	251.28	\$ 5,215.08	\$ 5,461.25	4.72%
MGS-S Customer 143	3	106.85	328.51	130,976	-	\$ 2,710.85	\$ 2,849.25	5.11%
MGS-S Customer 144	1	76.08	366.60	117,120	-	\$ 2,576.98	\$ 2,709.06	5.13%
MGS-S Customer 145	1	196.00	933.60	406,720	-	\$ 5,862.07	\$ 6,163.82	5.15%
MGS-S Customer 146	1	96.28	486.53	179,244	-	\$ 3,243.16	\$ 3,409.69	5.13%
MGS-S Customer 147	3	274.96	794.08	444,000	-	\$ 5,794.80	\$ 6,092.01	5.13%
MGS-S Customer 148	3	49.84	198.72	99,280	-	\$ 1,794.82	\$ 1,886.11	5.09%
MGS-S Customer 149	3	144.26	679.62	262,100	-	\$ 4,540.61	\$ 4,773.75	5.13%
MGS-S Customer 150	1	78.02	287.13	127,189	-	\$ 2,220.59	\$ 2,334.15	5.11%
MGS-S Customer 151	1	47.82	217.95	157,818	-	\$ 1,733.37	\$ 1,821.87	5.11%
MGS-S Customer 152	3	77.20	351.30	51,300	-	\$ 2,651.59	\$ 2,787.15	5.11%
MGS-S Customer 153	1	66.55	266.68	78,374	-	\$ 2,062.45	\$ 2,167.89	5.11%
MGS-S Customer 154	3	125.81	553.91	214,369	-	\$ 3,857.43	\$ 4,055.23	5.13%
MGS-S Customer 155	1	91.88	364.28	141,427	-	\$ 2,653.95	\$ 2,789.90	5.12%
MGS-S Customer 156	1	145.45	524.06	159,648	-	\$ 3,689.44	\$ 3,878.75	5.13%
MGS-S Customer 157	3	120.56	528.99	222,406	-	\$ 3,713.16	\$ 3,903.52	5.13%

Internal Use

Customer	Phase	Jul - Aug KW	Sept - Jun KW	Jan - Dec KWH	Jan - Dec KVAR	Distribution 7/22 Prices	Distribution 8/23 Prices	Distribution % Difference
MGS-S Customer 158	1	73.28	402.56	162,240	-	\$ 2,727.57	\$ 2,867.50	5.13%
MGS-S Customer 159	3	77.68	367.76	138,400	-	\$ 2,730.30	\$ 2,869.95	5.11%
MGS-S Customer 160	1	136.53	654.28	300,430	-	\$ 4,241.56	\$ 4,459.61	5.14%
MGS-S Customer 161	1	56.20	105.66	34,856	-	\$ 1,261.10	\$ 1,324.99	5.07%
MGS-S Customer 162	1	66.56	81.56	53,101	-	\$ 1,207.26	\$ 1,268.27	5.05%
MGS-S Customer 163	1	45.96	195.04	84,440	-	\$ 1,617.20	\$ 1,699.68	5.10%
MGS-S Customer 164	3	49.52	179.64	102,500	-	\$ 1,704.89	\$ 1,791.51	5.08%
MGS-S Customer 165	3	135.90	1,200.65	217,193	-	\$ 6,901.37	\$ 7,257.22	5.16%
MGS-S Customer 166	3	23.16	84.47	104,173	-	\$ 1,118.91	\$ 1,175.31	5.04%
MGS-S Customer 167	3	129.43	491.71	178,436	-	\$ 3,590.16	\$ 3,774.05	5.12%
MGS-S Customer 168	3	-	61.85	89,106	-	\$ 885.87	\$ 930.35	5.02%
MGS-S Customer 169	3	215.28	1,031.88	646,080	-	\$ 6,562.21	\$ 6,899.78	5.14%
MGS-S Customer 170	1	54.20	237.35	63,335	-	\$ 1,858.41	\$ 1,953.35	5.11%
MGS-S Customer 171	1	52.08	213.94	75,037	-	\$ 1,738.49	\$ 1,827.21	5.10%
MGS-S Customer 172	3	54.72	214.32	102,440	-	\$ 1,893.97	\$ 1,990.37	5.09%
MGS-S Customer 173	3	33.84	219.68	121,817	-	\$ 1,802.85	\$ 1,894.69	5.09%
MGS-S Customer 174	3	103.36	475.92	218,880	-	\$ 3,372.52	\$ 3,545.32	5.12%
MGS-S Customer 175	3	40.90	127.10	20,217	-	\$ 1,414.32	\$ 1,485.91	5.06%
MGS-S Customer 176	3	40.37	210.50	77,537	-	\$ 1,796.68	\$ 1,888.15	5.09%
MGS-S Customer 177	3	210.88	740.96	88,400	-	\$ 5,193.74	\$ 5,460.26	5.13%
MGS-S Customer 178	3	160.80	943.20	349,400	-	\$ 5,850.14	\$ 6,151.18	5.15%
MGS-S Customer 179	1	181.60	895.04	321,680	-	\$ 5,604.00	\$ 5,892.46	5.15%
MGS-S Customer 180	3	10.56	130.64	58,880	-	\$ 1,262.28	\$ 1,326.24	5.07%
MGS-S Customer 181	1	124.52	486.44	200,283	-	\$ 3,399.48	\$ 3,573.89	5.13%
MGS-S Customer 182	1	36.98	127.50	34,545	-	\$ 1,255.33	\$ 1,319.08	5.08%
MGS-S Customer 183	1	25.44	125.41	62,497	-	\$ 1,181.63	\$ 1,241.65	5.08%
MGS-S Customer 184	3	154.04	755.60	202,480	288.70	\$ 5,436.70	\$ 5,690.82	4.67%
MGS-S Customer 185	1	57.99	227.25	78,778	-	\$ 1,832.78	\$ 1,926.36	5.11%
MGS-S Customer 186	1	131.96	519.78	325,606	-	\$ 3,594.80	\$ 3,779.30	5.13%
MGS-S Customer 187	1	23.76	266.88	55,440	-	\$ 1,825.89	\$ 1,919.40	5.12%
MGS-S Customer 188	1	60.19	113.77	134,506	-	\$ 1,320.71	\$ 1,387.67	5.07%
MGS-S Customer 189	3	71.12	203.68	85,200	-	\$ 1,935.84	\$ 2,034.27	5.08%
MGS-S Customer 190	1	-	77.89	31,801	-	\$ 820.89	\$ 862.39	5.06%
MGS-S Customer 191	1	96.51	388.28	224,886	-	\$ 2,790.52	\$ 2,933.53	5.12%
MGS-S Customer 192	1	51.81	239.26	63,040	-	\$ 1,853.97	\$ 1,948.70	5.11%
MGS-S Customer 193	1	62.16	288.83	150,072	-	\$ 2,140.42	\$ 2,249.95	5.12%
MGS-S Customer 194	1	181.28	913.36	319,600	-	\$ 5,686.87	\$ 5,979.63	5.15%
MGS-S Customer 195	3	45.01	195.93	57,142	-	\$ 1,755.12	\$ 1,844.39	5.09%
MGS-S Customer 196	1	216.64	954.80	534,960	-	\$ 6,074.57	\$ 6,387.18	5.15%
MGS-S Customer 197	3	78.69	302.48	98,114	-	\$ 2,434.31	\$ 2,558.58	5.10%

Internal Use

Customer	Phase	Jul - Aug KW	Sept - Jun KW	Jan - Dec KWH	Jan - Dec KVAR	Distribution 7/22 Prices	Distribution 8/23 Prices	Distribution % Difference
MGS-S Customer 198	1	-	0.11	1	-	\$ 461.55	\$ 484.37	4.94%
MGS-S Customer 199	1	-	-	-	-	\$ 461.04	\$ 483.84	4.95%
MGS-S Customer 200	1	51.11	68.40	27,431	-	\$ 1,060.71	\$ 1,114.24	5.05%
MGS-S Customer 201	3	60.24	239.24	52,880	-	\$ 2,039.74	\$ 2,143.67	5.10%
MGS-S Customer 202	3	122.96	426.40	182,480	-	\$ 3,252.52	\$ 3,418.92	5.12%
MGS-S Customer 203	1	53.22	217.08	103,985	-	\$ 1,759.32	\$ 1,849.12	5.10%
MGS-S Customer 204	1	130.08	534.24	163,080	-	\$ 3,651.17	\$ 3,838.61	5.13%
MGS-S Customer 205	3	43.21	187.93	65,384	-	\$ 1,708.17	\$ 1,795.01	5.08%
MGS-S Customer 206	3	54.17	221.34	73,793	-	\$ 1,923.35	\$ 2,021.28	5.09%
MGS-S Customer 207	3	93.40	356.60	223,600	-	\$ 2,765.98	\$ 2,907.36	5.11%
MGS-S Customer 208	3	58.66	224.52	118,710	-	\$ 1,962.97	\$ 2,062.92	5.09%
MGS-S Customer 209	1	37.76	156.12	57,024	-	\$ 1,391.88	\$ 1,462.72	5.09%
MGS-S Customer 210	1	40.09	203.34	72,746	-	\$ 1,622.97	\$ 1,705.80	5.10%
MGS-S Customer 211	1	-	40.48	113,442	-	\$ 648.06	\$ 680.57	5.02%
MGS-S Customer 212	3	139.76	1,203.12	519,280	-	\$ 6,934.20	\$ 7,291.72	5.16%
MGS-S Customer 213	3	57.70	259.17	83,121	-	\$ 2,117.72	\$ 2,225.72	5.10%
MGS-S Customer 214	1	176.04	738.84	351,960	-	\$ 4,851.50	\$ 5,100.92	5.14%
MGS-S Customer 215	3	57.24	317.04	63,960	-	\$ 2,382.53	\$ 2,504.28	5.11%
MGS-S Customer 216	1	68.98	293.62	148,045	-	\$ 2,200.40	\$ 2,312.99	5.12%
MGS-S Customer 217	3	105.77	483.29	209,976	-	\$ 3,419.94	\$ 3,595.19	5.12%
MGS-S Customer 218	3	86.88	344.80	142,880	-	\$ 2,675.28	\$ 2,812.00	5.11%
MGS-S Customer 219	3	62.88	458.80	137,760	-	\$ 3,068.76	\$ 3,226.12	5.13%
MGS-S Customer 220	3	125.28	462.32	148,720	-	\$ 3,431.34	\$ 3,607.02	5.12%
MGS-S Customer 221	3	54.78	186.80	48,540	-	\$ 1,767.17	\$ 1,856.98	5.08%
MGS-S Customer 222	3	376.80	1,544.64	667,560	-	\$ 9,827.60	\$ 10,333.45	5.15%
MGS-S Customer 223	3	74.09	216.33	84,166	-	\$ 2,010.76	\$ 2,113.07	5.09%
MGS-S Customer 224	3	115.64	562.24	119,920	-	\$ 3,839.47	\$ 4,036.43	5.13%
MGS-S Customer 225	3	65.24	196.36	72,360	-	\$ 1,869.39	\$ 1,964.42	5.08%
MGS-S Customer 226	1	47.06	238.04	99,006	-	\$ 1,821.97	\$ 1,915.07	5.11%
MGS-S Customer 227	3	237.76	1,115.36	413,920	-	\$ 7,072.65	\$ 7,436.55	5.15%
MGS-S Customer 228	1	34.05	139.05	79,903	-	\$ 1,292.43	\$ 1,358.13	5.08%
MGS-S Customer 229	3	111.20	1,072.80	451,840	-	\$ 6,173.62	\$ 6,491.86	5.15%
MGS-S Customer 230	1	-	4.83	981	-	\$ 483.35	\$ 507.31	4.96%
MGS-S Customer 231	3	227.92	899.20	415,760	-	\$ 6,019.38	\$ 6,328.65	5.14%
MGS-S Customer 232	1	71.50	333.82	121,278	-	\$ 2,400.11	\$ 2,523.05	5.12%
MGS-S Customer 233	3	59.68	176.76	51,480	-	\$ 1,747.98	\$ 1,836.75	5.08%
MGS-S Customer 234	3	4.01	77.81	24,674	-	\$ 981.86	\$ 1,031.29	5.03%
MGS-S Customer 235	1	141.63	246.59	103,055	-	\$ 2,386.33	\$ 2,507.97	5.10%
MGS-S Customer 236	3	941.60	2,784.00	1,757,520	-	\$ 18,688.08	\$ 19,649.53	5.14%
MGS-S Customer 237	3	129.12	347.28	158,160	-	\$ 2,921.17	\$ 3,070.31	5.11%

Internal Use

Customer	Phase	Jul - Aug KW	Sept - Jun KW	Jan - Dec KWH	Jan - Dec KVAR	Distribution 7/22 Prices	Distribution 8/23 Prices	Distribution % Difference
MGS-S Customer 238	3	87.25	414.68	95,481	-	\$ 3,000.18	\$ 3,153.77	5.12%
MGS-S Customer 239	1	49.00	186.80	78,290	-	\$ 1,596.01	\$ 1,677.36	5.10%
MGS-S Customer 240	3	175.20	788.56	124,160	-	\$ 5,215.63	\$ 5,483.58	5.14%
MGS-S Customer 241	3	70.31	226.92	63,364	-	\$ 2,038.71	\$ 2,142.50	5.09%
MGS-S Customer 242	3	742.40	3,360.16	1,310,480	-	\$ 20,244.38	\$ 21,288.33	5.16%
MGS-S Customer 243	3	123.12	470.64	208,760	-	\$ 3,457.79	\$ 3,634.86	5.12%
MGS-S Customer 244	1	29.59	95.35	43,133	-	\$ 1,065.78	\$ 1,119.75	5.06%
MGS-S Customer 245	1	45.46	190.96	81,669	-	\$ 1,595.58	\$ 1,676.94	5.10%
MGS-S Customer 246	1	63.76	185.36	73,680	-	\$ 1,671.27	\$ 1,756.41	5.09%
MGS-S Customer 247	3	55.76	159.74	64,646	-	\$ 1,647.59	\$ 1,731.18	5.07%
MGS-S Customer 248	3	276.00	1,337.12	327,840	242.08	\$ 8,720.95	\$ 9,148.78	4.91%
MGS-S Customer 249	3	298.40	858.40	389,600	-	\$ 6,222.05	\$ 6,541.26	5.13%
MGS-S Customer 250	3	-	401.60	175,200	-	\$ 2,455.51	\$ 2,581.54	5.13%
MGS-S Customer 251	3	95.32	343.45	163,799	-	\$ 2,715.89	\$ 2,854.64	5.11%
MGS-S Customer 252	3	26.44	228.64	46,631	-	\$ 1,803.18	\$ 1,895.10	5.10%
MGS-S Customer 253	3	45.33	133.89	37,752	-	\$ 1,470.27	\$ 1,544.74	5.07%
MGS-S Customer 254	3	269.76	996.72	493,120	33.96	\$ 6,759.87	\$ 7,104.25	5.09%
MGS-S Customer 255	3	2.40	460.00	158,600	-	\$ 2,738.64	\$ 2,879.35	5.14%
MGS-S Customer 256	1	0.38	130.40	41,535	-	\$ 1,065.60	\$ 1,119.80	5.09%
MGS-S Customer 257	1	12.29	216.99	107,218	-	\$ 1,531.74	\$ 1,610.06	5.11%
MGS-S Customer 258	3	95.04	578.40	232,160	-	\$ 3,799.80	\$ 3,994.87	5.13%
MGS-S Customer 259	1	144.84	634.32	203,760	-	\$ 4,195.46	\$ 4,411.05	5.14%
MGS-S Customer 260	1	-	86.16	18,960	-	\$ 859.10	\$ 902.58	5.06%
MGS-S Customer 261	1	49.80	243.24	105,120	-	\$ 1,861.20	\$ 1,956.32	5.11%
MGS-S Customer 262	1	75.48	389.76	199,200	-	\$ 2,680.65	\$ 2,818.12	5.13%
MGS-S Customer 263	3	150.20	712.52	261,000	-	\$ 4,725.57	\$ 4,968.27	5.14%
MGS-S Customer 264	1	-	72.54	379,556	-	\$ 796.17	\$ 836.38	5.05%
MGS-S Customer 265	1	159.89	558.66	409,252	-	\$ 3,929.44	\$ 4,131.09	5.13%
MGS-S Customer 266	1	-	113.45	39,315	-	\$ 985.18	\$ 1,035.21	5.08%
MGS-S Customer 267	3	11.88	77.61	36,967	-	\$ 1,024.61	\$ 1,076.21	5.04%
MGS-S Customer 268	3	308.16	845.16	132,480	470.10	\$ 7,014.22	\$ 7,332.98	4.54%
MGS-S Customer 269	3	39.32	201.88	88,520	-	\$ 1,751.03	\$ 1,840.13	5.09%
MGS-S Customer 270	1	36.72	154.69	70,155	-	\$ 1,379.50	\$ 1,449.71	5.09%
MGS-S Customer 271	1	-	0.84	2,601	-	\$ 464.92	\$ 487.92	4.95%
MGS-S Customer 272	3	31.04	308.80	118,240	-	\$ 2,199.05	\$ 2,311.49	5.11%
MGS-S Customer 273	1	81.48	390.96	202,560	-	\$ 2,719.49	\$ 2,858.93	5.13%
MGS-S Customer 274	1	97.52	484.24	166,720	-	\$ 3,239.46	\$ 3,405.79	5.13%
MGS-S Customer 275	3	42.40	162.64	33,160	-	\$ 1,586.84	\$ 1,667.38	5.08%
MGS-S Customer 276	3	15.03	76.44	32,374	-	\$ 1,036.69	\$ 1,088.88	5.03%
MGS-S Customer 277	3	159.92	799.12	443,200	-	\$ 5,179.61	\$ 5,445.82	5.14%

Internal Use

Customer	Phase	Jul - Aug KW	Sept - Jun KW	Jan - Dec KWH	Jan - Dec KVAR	Distribution 7/22 Prices	Distribution 8/23 Prices	Distribution % Difference
MGS-S Customer 278	1	98.45	453.36	171,350	-	\$ 3,101.96	\$ 3,261.13	5.13%
MGS-S Customer 279	3	9.12	62.56	24,920	-	\$ 939.76	\$ 986.97	5.02%
MGS-S Customer 280	3	68.12	432.24	114,240	-	\$ 2,975.13	\$ 3,127.59	5.12%
MGS-S Customer 281	1	37.62	208.60	103,774	-	\$ 1,633.56	\$ 1,716.96	5.11%
MGS-S Customer 282	1	146.40	643.28	262,240	-	\$ 4,245.51	\$ 4,463.69	5.14%
MGS-S Customer 283	1	-	255.20	81,760	-	\$ 1,640.06	\$ 1,724.11	5.12%
MGS-S Customer 284	3	49.04	259.20	114,080	-	\$ 2,069.80	\$ 2,175.38	5.10%
MGS-S Customer 285	3	76.88	312.88	74,640	-	\$ 2,472.31	\$ 2,598.57	5.11%
MGS-S Customer 286	3	2.96	24.88	16,000	-	\$ 731.49	\$ 767.93	4.98%
MGS-S Customer 287	3	48.87	107.13	44,385	-	\$ 1,366.29	\$ 1,435.32	5.05%
MGS-S Customer 288	1	79.36	267.70	98,782	-	\$ 2,138.26	\$ 2,247.53	5.11%
MGS-S Customer 289	3	86.82	411.40	221,765	-	\$ 2,982.64	\$ 3,135.32	5.12%
MGS-S Customer 290	1	82.88	345.94	176,845	-	\$ 2,519.27	\$ 2,648.30	5.12%
MGS-S Customer 291	1	141.04	646.72	343,040	-	\$ 4,231.66	\$ 4,449.16	5.14%
MGS-S Customer 292	3	43.83	181.74	86,480	-	\$ 1,683.02	\$ 1,768.55	5.08%
MGS-S Customer 293	3	109.08	451.96	186,720	-	\$ 3,293.57	\$ 3,462.22	5.12%
MGS-S Customer 294	1	63.69	117.09	48,788	-	\$ 1,355.48	\$ 1,424.21	5.07%
MGS-S Customer 295	1	58.82	110.78	49,527	-	\$ 1,299.29	\$ 1,365.15	5.07%
MGS-S Customer 296	3	39.87	180.84	70,686	-	\$ 1,656.88	\$ 1,741.08	5.08%
MGS-S Customer 297	3	91.44	477.04	387,280	-	\$ 3,311.54	\$ 3,481.27	5.13%
MGS-S Customer 298	3	59.94	266.86	163,062	-	\$ 2,165.68	\$ 2,276.15	5.10%
MGS-S Customer 299	1	20.71	106.62	74,426	-	\$ 1,068.56	\$ 1,122.75	5.07%
MGS-S Customer 300	1	51.30	206.32	180,338	-	\$ 1,698.95	\$ 1,785.63	5.10%
MGS-S Customer 301	1	-	34.56	2,520	-	\$ 620.71	\$ 651.80	5.01%
MGS-S Customer 302	1	-	22.20	1,440	-	\$ 563.60	\$ 591.73	4.99%
MGS-S Customer 303	1	-	25.20	1,200	-	\$ 577.46	\$ 606.31	5.00%
MGS-S Customer 304	3	509.28	1,883.04	352,080	-	\$ 12,126.27	\$ 12,750.44	5.15%
MGS-S Customer 305	3	-	128.63	16,240	-	\$ 1,194.39	\$ 1,254.90	5.07%
MGS-S Customer 306	1	45.72	226.56	72,120	-	\$ 1,761.49	\$ 1,851.47	5.11%
MGS-S Customer 307	1	110.74	320.80	142,532	-	\$ 2,557.74	\$ 2,688.54	5.11%
MGS-S Customer 308	3	130.92	444.00	231,720	-	\$ 3,378.01	\$ 3,550.86	5.12%
MGS-S Customer 309	1	76.64	406.00	228,080	-	\$ 2,762.11	\$ 2,903.81	5.13%
MGS-S Customer 310	3	69.69	255.08	115,904	-	\$ 2,165.37	\$ 2,275.74	5.10%
MGS-S Customer 311	1	72.72	285.60	122,800	-	\$ 2,184.11	\$ 2,295.81	5.11%
MGS-S Customer 312	1	47.67	180.01	33,554	-	\$ 1,557.25	\$ 1,636.60	5.10%
MGS-S Customer 313	1	32.30	315.90	154,925	-	\$ 2,099.76	\$ 2,207.42	5.13%
MGS-S Customer 314	3	22.40	92.24	39,120	-	\$ 1,150.59	\$ 1,208.64	5.05%
MGS-S Customer 315	1	113.60	539.28	299,236	-	\$ 3,582.99	\$ 3,767.03	5.14%
MGS-S Customer 316	3	-	214.88	63,280	-	\$ 1,592.87	\$ 1,674.08	5.10%
MGS-S Customer 317	3	104.45	372.20	106,141	-	\$ 2,899.38	\$ 3,047.60	5.11%

Internal Use

Customer	Phase	Jul - Aug KW	Sept - Jun KW	Jan - Dec KWH	Jan - Dec KVAR	Distribution 7/22 Prices	Distribution 8/23 Prices	Distribution % Difference
MGS-S Customer 318	3	38.69	147.14	69,020	-	\$ 1,494.64	\$ 1,570.42	5.07%
MGS-S Customer 319	3	117.00	535.44	264,840	-	\$ 3,723.20	\$ 3,914.11	5.13%
MGS-S Customer 320	1	57.92	251.99	119,394	-	\$ 1,946.69	\$ 2,046.19	5.11%
MGS-S Customer 321	3	41.60	586.20	93,400	-	\$ 3,539.24	\$ 3,721.22	5.14%
MGS-S Customer 322	3	98.90	398.04	107,379	-	\$ 2,987.96	\$ 3,140.82	5.12%
MGS-S Customer 323	3	38.06	130.82	47,491	-	\$ 1,415.74	\$ 1,487.44	5.06%
MGS-S Customer 324	3	76.51	335.48	72,721	-	\$ 2,574.67	\$ 2,706.25	5.11%
MGS-S Customer 325	1	36.37	333.13	134,442	-	\$ 2,201.95	\$ 2,314.89	5.13%
MGS-S Customer 326	1	77.68	338.54	133,672	-	\$ 2,456.22	\$ 2,582.02	5.12%
MGS-S Customer 327	3	44.32	422.00	119,840	-	\$ 2,795.74	\$ 2,939.07	5.13%
MGS-S Customer 328	3	132.52	538.00	322,040	-	\$ 3,821.17	\$ 4,017.03	5.13%
MGS-S Customer 329	3	20.92	130.16	48,459	-	\$ 1,317.57	\$ 1,384.30	5.06%
MGS-S Customer 330	3	46.43	169.55	40,636	-	\$ 1,641.13	\$ 1,724.46	5.08%
MGS-S Customer 331	3	216.72	1,088.00	522,240	-	\$ 6,829.48	\$ 7,180.92	5.15%
MGS-S Customer 332	3	438.20	2,122.80	420,200	1,000.90	\$ 14,541.00	\$ 15,202.80	4.55%
MGS-S Customer 333	1	33.23	66.64	39,297	-	\$ 953.34	\$ 1,001.44	5.05%
MGS-S Customer 334	1	81.86	399.50	244,481	-	\$ 2,761.05	\$ 2,902.65	5.13%
MGS-S Customer 335	3	72.88	336.24	150,560	-	\$ 2,558.03	\$ 2,688.78	5.11%
MGS-S Customer 336	3	58.32	375.36	129,600	-	\$ 2,657.96	\$ 2,794.02	5.12%
MGS-S Customer 337	1	110.47	468.22	330,417	-	\$ 3,237.32	\$ 3,403.43	5.13%
MGS-S Customer 338	1	83.33	402.61	175,062	-	\$ 2,783.58	\$ 2,926.34	5.13%
MGS-S Customer 339	1	136.80	520.88	214,560	-	\$ 3,626.75	\$ 3,812.86	5.13%
MGS-S Customer 340	3	48.36	235.08	66,400	-	\$ 1,954.59	\$ 2,054.19	5.10%
MGS-S Customer 341	3	100.20	347.64	158,400	-	\$ 2,762.33	\$ 2,903.46	5.11%
MGS-S Customer 342	1	-	116.61	42,040	-	\$ 999.78	\$ 1,050.56	5.08%
MGS-S Customer 343	3	56.40	800.24	358,440	-	\$ 4,610.25	\$ 4,847.74	5.15%
MGS-S Customer 344	3	54.01	173.42	52,264	-	\$ 1,701.08	\$ 1,787.46	5.08%
MGS-S Customer 345	3	-	145.13	60,237	-	\$ 1,270.62	\$ 1,335.09	5.07%
MGS-S Customer 346	3	236.93	1,041.48	656,488	-	\$ 6,726.72	\$ 7,072.65	5.14%
MGS-S Customer 347	1	46.00	214.20	96,200	-	\$ 1,705.94	\$ 1,793.03	5.11%
MGS-S Customer 348	3	582.60	2,262.30	1,376,100	196.35	\$ 14,619.17	\$ 15,354.89	5.03%
MGS-S Customer 349	3	160.16	907.52	410,080	-	\$ 5,681.75	\$ 5,974.04	5.14%
MGS-S Customer 350	3	98.40	370.64	209,600	-	\$ 2,858.60	\$ 3,004.74	5.11%
MGS-S Customer 351	3	37.36	141.80	61,415	-	\$ 1,462.58	\$ 1,536.72	5.07%
MGS-S Customer 352	3	84.73	317.12	122,298	-	\$ 2,535.47	\$ 2,664.94	5.11%
MGS-S Customer 353	1	92.64	423.30	272,475	-	\$ 2,930.84	\$ 3,081.17	5.13%
MGS-S Customer 354	3	-	23.24	3,691	-	\$ 707.49	\$ 742.71	4.98%
MGS-S Customer 355	1	82.62	242.74	118,042	-	\$ 2,041.04	\$ 2,145.23	5.10%
MGS-S Customer 356	1	41.67	186.43	48,064	-	\$ 1,553.62	\$ 1,632.83	5.10%
MGS-S Customer 357	1	37.10	160.94	29,464	-	\$ 1,410.49	\$ 1,482.30	5.09%

Internal Use

Customer	Phase	Jul - Aug KW	Sept - Jun KW	Jan - Dec KWH	Jan - Dec KVAR	Distribution 7/22 Prices	Distribution 8/23 Prices	Distribution % Difference
MGS-S Customer 358	1	74.54	301.09	146,129	-	\$ 2,265.77	\$ 2,381.71	5.12%
MGS-S Customer 359	3	80.76	372.12	123,000	-	\$ 2,767.53	\$ 2,909.09	5.12%
MGS-S Customer 360	3	97.66	371.93	136,949	-	\$ 2,860.45	\$ 3,006.70	5.11%
MGS-S Customer 361	3	145.24	171.64	87,800	-	\$ 2,199.18	\$ 2,310.68	5.07%
MGS-S Customer 362	1	-	80.24	26,960	-	\$ 831.75	\$ 873.81	5.06%
MGS-S Customer 363	3	194.44	1,077.44	522,680	-	\$ 6,657.03	\$ 6,999.70	5.15%
MGS-S Customer 364	3	58.70	305.07	177,705	-	\$ 2,335.33	\$ 2,454.62	5.11%
MGS-S Customer 365	3	560.80	2,049.40	975,400	-	\$ 13,180.79	\$ 13,859.31	5.15%
MGS-S Customer 366	1	76.88	374.29	45,769	-	\$ 2,616.94	\$ 2,751.10	5.13%
MGS-S Customer 367	3	-	172.92	77,520	-	\$ 1,399.01	\$ 1,470.15	5.09%
MGS-S Customer 368	3	108.48	593.92	182,000	-	\$ 3,946.09	\$ 4,148.65	5.13%
MGS-S Customer 369	3	84.84	314.20	158,200	-	\$ 2,522.59	\$ 2,651.39	5.11%
MGS-S Customer 370	3	147.52	732.34	407,620	-	\$ 4,802.27	\$ 5,048.97	5.14%
MGS-S Customer 371	3	176.40	1,005.96	329,040	-	\$ 6,226.68	\$ 6,547.14	5.15%
MGS-S Customer 372	1	-	13.33	4,123	-	\$ 522.62	\$ 548.62	4.97%
MGS-S Customer 373	1	50.16	289.32	150,640	-	\$ 2,076.09	\$ 2,182.37	5.12%
MGS-S Customer 374	3	200.16	971.36	430,560	-	\$ 6,198.69	\$ 6,517.50	5.14%
MGS-S Customer 375	3	115.36	662.64	126,880	-	\$ 4,301.76	\$ 4,522.74	5.14%
MGS-S Customer 376	1	74.81	350.00	169,709	-	\$ 2,493.24	\$ 2,620.98	5.12%
MGS-S Customer 377	1	46.54	218.80	82,210	-	\$ 1,730.19	\$ 1,818.54	5.11%
MGS-S Customer 378	3	38.64	211.60	73,280	-	\$ 1,792.16	\$ 1,883.41	5.09%
MGS-S Customer 379	3	76.16	303.56	139,560	-	\$ 2,425.26	\$ 2,549.07	5.11%
MGS-S Customer 380	3	47.20	179.12	47,760	-	\$ 1,689.61	\$ 1,775.46	5.08%
MGS-S Customer 381	1	54.56	245.68	80,480	-	\$ 1,898.89	\$ 1,995.93	5.11%
MGS-S Customer 382	1	65.26	290.46	132,021	-	\$ 2,165.16	\$ 2,275.94	5.12%
MGS-S Customer 383	3	33.88	157.12	114,560	-	\$ 1,514.05	\$ 1,590.88	5.07%
MGS-S Customer 384	3	71.20	337.76	130,720	-	\$ 2,555.73	\$ 2,686.37	5.11%
MGS-S Customer 385	1	32.95	209.70	68,619	-	\$ 1,612.73	\$ 1,695.08	5.11%
MGS-S Customer 386	1	50.18	223.84	95,777	-	\$ 1,773.68	\$ 1,864.25	5.11%
MGS-S Customer 387	3	545.80	3,321.60	1,060,000	-	\$ 18,975.10	\$ 19,954.75	5.16%
MGS-S Customer 388	3	109.32	547.92	247,200	-	\$ 3,738.24	\$ 3,929.99	5.13%
MGS-S Customer 389	3	49.73	223.04	112,231	-	\$ 1,906.57	\$ 2,003.66	5.09%
MGS-S Customer 390	1	39.36	251.92	60,960	-	\$ 1,843.36	\$ 1,937.64	5.11%
MGS-S Customer 391	3	40.24	152.13	59,641	-	\$ 1,526.29	\$ 1,603.71	5.07%
MGS-S Customer 392	1	40.78	135.96	64,640	-	\$ 1,315.50	\$ 1,382.35	5.08%
MGS-S Customer 393	1	62.52	314.00	149,282	-	\$ 2,258.71	\$ 2,374.37	5.12%
MGS-S Customer 394	1	34.91	99.55	43,082	-	\$ 1,114.71	\$ 1,171.18	5.07%
MGS-S Customer 395	1	132.96	294.96	127,200	-	\$ 2,561.68	\$ 2,692.50	5.11%
MGS-S Customer 396	3	121.98	475.55	155,987	-	\$ 3,474.15	\$ 3,652.08	5.12%
MGS-S Customer 397	3	22.40	95.76	42,640	-	\$ 1,166.85	\$ 1,225.75	5.05%

Internal Use

Customer	Phase	Jul - Aug KW	Sept - Jun KW	Jan - Dec KWH	Jan - Dec KVAR	Distribution 7/22 Prices	Distribution 8/23 Prices	Distribution % Difference
MGS-S Customer 398	3	23.30	149.60	48,600	9.80	\$ 1,437.25	\$ 1,509.32	5.01%
MGS-S Customer 399	3	42.76	163.96	56,408	-	\$ 1,594.93	\$ 1,675.90	5.08%
MGS-S Customer 400	3	72.48	359.21	47,060	-	\$ 2,661.93	\$ 2,798.08	5.11%
MGS-S Customer 401	1	42.45	182.18	52,190	-	\$ 1,538.31	\$ 1,616.72	5.10%
MGS-S Customer 402	1	45.45	171.62	65,232	-	\$ 1,506.17	\$ 1,582.89	5.09%
MGS-S Customer 403	3	134.72	478.04	90,440	8.02	\$ 3,569.99	\$ 3,752.09	5.10%
MGS-S Customer 404	1	105.44	466.62	185,123	-	\$ 3,202.02	\$ 3,366.33	5.13%
MGS-S Customer 405	1	67.21	339.43	143,427	-	\$ 2,402.22	\$ 2,525.30	5.12%
MGS-S Customer 406	3	58.36	123.29	62,986	-	\$ 1,493.62	\$ 1,569.19	5.06%
MGS-S Customer 407	1	22.60	230.79	74,426	-	\$ 1,652.72	\$ 1,737.24	5.11%
MGS-S Customer 408	3	41.68	213.04	72,240	-	\$ 1,815.69	\$ 1,908.13	5.09%
MGS-S Customer 409	1	154.16	506.96	286,720	-	\$ 3,658.78	\$ 3,846.42	5.13%
MGS-S Customer 410	1	47.98	238.26	92,057	-	\$ 1,828.09	\$ 1,921.51	5.11%
MGS-S Customer 411	3	61.92	323.16	107,000	-	\$ 2,436.78	\$ 2,561.31	5.11%
MGS-S Customer 412	1	2.35	183.66	28,411	-	\$ 1,322.59	\$ 1,390.13	5.11%
MGS-S Customer 413	3	-	-	68,280	-	\$ 600.12	\$ 629.76	4.94%
MGS-S Customer 414	3	50.20	222.04	102,919	-	\$ 1,904.55	\$ 2,001.54	5.09%
MGS-S Customer 415	1	34.05	115.94	52,957	-	\$ 1,185.66	\$ 1,245.82	5.07%
MGS-S Customer 416	1	149.27	588.01	264,701	-	\$ 4,006.09	\$ 4,211.81	5.14%
MGS-S Customer 417	3	49.04	208.56	86,320	-	\$ 1,835.84	\$ 1,929.26	5.09%
MGS-S Customer 418	1	37.60	198.14	82,821	-	\$ 1,585.13	\$ 1,666.01	5.10%
MGS-S Customer 419	3	158.56	570.40	295,200	-	\$ 4,115.38	\$ 4,326.31	5.13%
MGS-S Customer 420	3	186.00	1,291.68	449,040	-	\$ 7,599.98	\$ 7,991.70	5.15%
MGS-S Customer 421	3	127.04	539.04	169,040	-	\$ 3,795.56	\$ 3,990.14	5.13%
MGS-S Customer 422	1	99.20	423.20	236,160	-	\$ 2,966.78	\$ 3,118.93	5.13%
MGS-S Customer 423	3	88.68	375.20	180,640	-	\$ 2,825.72	\$ 2,970.24	5.11%
MGS-S Customer 424	3	56.49	235.58	113,453	-	\$ 2,002.02	\$ 2,104.02	5.09%
MGS-S Customer 425	1	67.66	244.10	128,361	-	\$ 1,964.30	\$ 2,064.62	5.11%
MGS-S Customer 426	1	43.96	162.26	69,488	-	\$ 1,454.66	\$ 1,528.71	5.09%
MGS-S Customer 427	3	99.12	338.32	123,680	11.76	\$ 2,733.27	\$ 2,871.86	5.07%
MGS-S Customer 428	3	204.48	877.08	503,280	-	\$ 5,787.09	\$ 6,084.49	5.14%
MGS-S Customer 429	1	46.70	197.01	69,715	-	\$ 1,630.41	\$ 1,713.57	5.10%
MGS-S Customer 430	1	57.66	228.06	88,531	-	\$ 1,834.69	\$ 1,928.37	5.11%
MGS-S Customer 431	1	48.43	219.79	75,824	-	\$ 1,745.26	\$ 1,834.37	5.11%
MGS-S Customer 432	1	-	-	65,911	-	\$ 461.04	\$ 483.84	4.95%
MGS-S Customer 433	3	65.04	270.64	98,200	-	\$ 2,211.45	\$ 2,324.25	5.10%
MGS-S Customer 434	3	59.88	285.50	130,805	-	\$ 2,251.46	\$ 2,366.39	5.10%
MGS-S Customer 435	1	102.00	458.00	132,800	-	\$ 3,143.10	\$ 3,304.38	5.13%
MGS-S Customer 436	3	76.39	293.18	153,786	-	\$ 2,378.58	\$ 2,499.97	5.10%
MGS-S Customer 437	3	74.72	223.84	107,760	-	\$ 2,048.96	\$ 2,153.24	5.09%

Internal Use

Customer	Phase	Jul - Aug KW	Sept - Jun KW	Jan - Dec KWH	Jan - Dec KVAR	Distribution 7/22 Prices	Distribution 8/23 Prices	Distribution % Difference
MGS-S Customer 438	3	32.44	139.44	55,920	-	\$ 1,424.37	\$ 1,496.56	5.07%
MGS-S Customer 439	1	39.73	263.97	65,485	-	\$ 1,901.08	\$ 1,998.36	5.12%
MGS-S Customer 440	1	72.72	363.72	155,000	-	\$ 2,545.02	\$ 2,675.48	5.13%
MGS-S Customer 441	3	43.26	201.81	67,396	-	\$ 1,772.58	\$ 1,862.76	5.09%
MGS-S Customer 442	3	49.08	161.04	68,520	-	\$ 1,616.52	\$ 1,698.55	5.07%
MGS-S Customer 443	3	55.76	246.56	108,480	-	\$ 2,048.70	\$ 2,153.12	5.10%
MGS-S Customer 444	3	266.26	1,190.42	496,795	-	\$ 7,577.60	\$ 7,967.50	5.15%
MGS-S Customer 445	1	30.16	191.00	32,977	-	\$ 1,510.85	\$ 1,587.93	5.10%
MGS-S Customer 446	3	97.00	422.52	182,760	-	\$ 3,090.51	\$ 3,248.72	5.12%
MGS-S Customer 447	3	405.12	1,858.56	602,640	48.00	\$ 11,516.68	\$ 12,105.81	5.12%
MGS-S Customer 448	3	87.92	352.80	150,120	-	\$ 2,718.01	\$ 2,856.94	5.11%
MGS-S Customer 449	1	35.84	93.85	53,364	-	\$ 1,093.54	\$ 1,148.90	5.06%
MGS-S Customer 450	3	332.80	1,459.60	726,000	-	\$ 9,190.51	\$ 9,663.64	5.15%
MGS-S Customer 451	3	333.84	1,421.28	753,360	-	\$ 9,019.25	\$ 9,483.47	5.15%
MGS-S Customer 452	3	515.92	2,302.00	502,560	27.32	\$ 14,145.16	\$ 14,871.74	5.14%
MGS-S Customer 453	3	50.32	399.52	41,976	-	\$ 2,725.18	\$ 2,864.79	5.12%
MGS-S Customer 454	3	45.87	218.00	81,142	-	\$ 1,861.86	\$ 1,956.66	5.09%
MGS-S Customer 455	3	178.80	1,092.72	433,600	-	\$ 6,640.83	\$ 6,982.78	5.15%
MGS-S Customer 456	3	93.68	476.22	158,207	-	\$ 3,320.18	\$ 3,490.34	5.13%
MGS-S Customer 457	3	310.60	1,482.00	917,800	-	\$ 9,170.79	\$ 9,643.08	5.15%
MGS-S Customer 458	3	48.88	137.16	52,240	-	\$ 1,505.08	\$ 1,581.33	5.07%
MGS-S Customer 459	3	49.40	184.07	54,349	-	\$ 1,724.69	\$ 1,812.34	5.08%
MGS-S Customer 460	1	103.41	468.39	229,717	-	\$ 3,198.93	\$ 3,363.10	5.13%
MGS-S Customer 461	1	51.27	98.51	117,465	-	\$ 1,200.70	\$ 1,261.50	5.06%
MGS-S Customer 462	3	84.61	225.56	60,736	-	\$ 2,111.79	\$ 2,219.26	5.09%
MGS-S Customer 463	3	68.88	252.72	85,720	-	\$ 2,149.97	\$ 2,259.55	5.10%
MGS-S Customer 464	3	201.80	360.40	50,800	-	\$ 3,385.16	\$ 3,557.80	5.10%
MGS-S Customer 465	3	29.52	165.92	53,520	-	\$ 1,530.51	\$ 1,608.23	5.08%
MGS-S Customer 466	3	116.52	531.48	403,560	-	\$ 3,702.24	\$ 3,892.06	5.13%
MGS-S Customer 467	1	13.20	67.52	25,285	-	\$ 846.24	\$ 888.94	5.05%
MGS-S Customer 468	3	-	83.91	141,288	-	\$ 987.78	\$ 1,037.56	5.04%
MGS-S Customer 469	1	80.69	390.52	207,302	-	\$ 2,713.07	\$ 2,852.19	5.13%
MGS-S Customer 470	1	44.25	189.63	91,644	-	\$ 1,582.72	\$ 1,663.42	5.10%
MGS-S Customer 471	3	52.51	202.94	109,274	-	\$ 1,829.13	\$ 1,922.18	5.09%
MGS-S Customer 472	3	228.60	972.30	535,500	-	\$ 6,360.88	\$ 6,687.88	5.14%
MGS-S Customer 473	3	-	13.22	3,706	-	\$ 661.20	\$ 694.01	4.96%
MGS-S Customer 474	3	82.93	371.29	230,698	-	\$ 2,775.74	\$ 2,917.71	5.11%
MGS-S Customer 475	1	98.32	331.84	138,400	-	\$ 2,539.82	\$ 2,669.79	5.12%
MGS-S Customer 476	3	28.90	302.98	61,224	-	\$ 2,160.28	\$ 2,270.73	5.11%
MGS-S Customer 477	3	65.99	264.69	102,288	-	\$ 2,189.23	\$ 2,300.88	5.10%

Internal Use

Customer	Phase	Jul - Aug KW	Sept - Jun KW	Jan - Dec KWH	Jan - Dec KVAR	Distribution 7/22 Prices	Distribution 8/23 Prices	Distribution % Difference
MGS-S Customer 478	1	-	-	56,141	-	\$ 461.04	\$ 483.84	4.95%
MGS-S Customer 479	3	41.56	359.84	70,880	-	\$ 2,493.24	\$ 2,620.88	5.12%
MGS-S Customer 480	1	58.49	283.61	148,930	-	\$ 2,095.94	\$ 2,203.18	5.12%
MGS-S Customer 481	1	49.59	93.58	42,824	-	\$ 1,168.60	\$ 1,227.75	5.06%
MGS-S Customer 482	1	145.68	738.36	470,760	-	\$ 4,680.79	\$ 4,921.58	5.14%
MGS-S Customer 483	1	48.73	177.52	89,182	-	\$ 1,551.63	\$ 1,630.68	5.09%
MGS-S Customer 484	3	65.56	287.12	135,720	-	\$ 2,290.47	\$ 2,407.38	5.10%
MGS-S Customer 485	1	41.71	161.13	48,123	-	\$ 1,436.95	\$ 1,510.10	5.09%
MGS-S Customer 486	1	70.74	411.61	126,150	-	\$ 2,755.29	\$ 2,896.68	5.13%
MGS-S Customer 487	1	53.28	278.26	53,951	-	\$ 2,042.31	\$ 2,146.81	5.12%
MGS-S Customer 488	3	71.86	272.10	92,739	-	\$ 2,256.05	\$ 2,371.11	5.10%
MGS-S Customer 489	3	119.92	1,456.88	164,960	-	\$ 7,996.46	\$ 8,409.33	5.16%
MGS-S Customer 490	3	77.52	369.60	84,080	149.88	\$ 2,992.70	\$ 3,132.75	4.68%
MGS-S Customer 491	1	48.22	209.38	111,830	-	\$ 1,696.00	\$ 1,782.55	5.10%
MGS-S Customer 492	3	130.96	528.24	83,440	-	\$ 3,767.42	\$ 3,960.50	5.12%
MGS-S Customer 493	3	34.49	82.89	30,143	-	\$ 1,174.49	\$ 1,233.68	5.04%
MGS-S Customer 494	1	-	147.36	47,367	-	\$ 1,141.84	\$ 1,200.01	5.09%
MGS-S Customer 495	1	42.78	160.16	73,026	-	\$ 1,438.41	\$ 1,511.63	5.09%
MGS-S Customer 496	3	115.30	692.46	200,478	-	\$ 4,439.20	\$ 4,667.31	5.14%
MGS-S Customer 497	3	63.41	222.81	113,520	-	\$ 1,981.43	\$ 2,082.30	5.09%
MGS-S Customer 498	3	60.05	232.58	118,680	-	\$ 2,007.92	\$ 2,110.19	5.09%
MGS-S Customer 499	3	71.31	266.25	138,094	-	\$ 2,225.97	\$ 2,339.47	5.10%
MGS-S Customer 500	3	255.52	1,236.96	550,720	-	\$ 7,733.01	\$ 8,131.07	5.15%
MGS-S Customer 501	3	177.50	732.30	446,300	132.95	\$ 5,194.49	\$ 5,449.58	4.91%
MGS-S Customer 502	3	89.69	346.52	99,417	-	\$ 2,698.82	\$ 2,836.74	5.11%
MGS-S Customer 503	3	88.68	461.04	65,760	-	\$ 3,222.30	\$ 3,387.42	5.12%
MGS-S Customer 504	1	43.50	166.92	61,233	-	\$ 1,473.64	\$ 1,548.68	5.09%
MGS-S Customer 505	1	56.75	236.37	55,882	-	\$ 1,868.03	\$ 1,963.45	5.11%
MGS-S Customer 506	1	36.05	141.85	55,138	-	\$ 1,316.46	\$ 1,383.40	5.08%
MGS-S Customer 507	1	10.70	105.47	48,020	-	\$ 1,007.70	\$ 1,058.81	5.07%
MGS-S Customer 508	3	-	6.47	6,414	-	\$ 630.01	\$ 661.20	4.95%
MGS-S Customer 509	3	115.54	503.59	168,437	-	\$ 3,567.95	\$ 3,750.81	5.13%
MGS-S Customer 510	3	276.16	1,526.08	796,000	-	\$ 9,183.30	\$ 9,656.52	5.15%
MGS-S Customer 511	1	136.55	501.88	205,825	-	\$ 3,537.58	\$ 3,719.06	5.13%
MGS-S Customer 512	1	-	-	70,442	-	\$ 461.04	\$ 483.84	4.95%
MGS-S Customer 513	1	147.60	738.16	284,160	-	\$ 4,690.52	\$ 4,931.81	5.14%
MGS-S Customer 514	3	39.86	112.09	16,646	-	\$ 1,339.20	\$ 1,406.90	5.06%
MGS-S Customer 515	3	673.80	860.80	704,400	-	\$ 8,316.61	\$ 8,741.50	5.11%
MGS-S Customer 516	1	74.10	315.01	186,670	-	\$ 2,327.64	\$ 2,446.79	5.12%
MGS-S Customer 517	3	88.08	346.96	157,280	-	\$ 2,691.92	\$ 2,829.49	5.11%

Internal Use

Customer	Phase	Jul - Aug KW	Sept - Jun KW	Jan - Dec KWH	Jan - Dec KVAR	Distribution 7/22 Prices	Distribution 8/23 Prices	Distribution % Difference
MGS-S Customer 518	1	17.26	181.71	89,245	-	\$ 1,396.33	\$ 1,467.58	5.10%
MGS-S Customer 519	1	53.59	212.47	120,925	-	\$ 1,740.08	\$ 1,828.87	5.10%
MGS-S Customer 520	3	61.92	191.20	38,240	-	\$ 1,827.12	\$ 1,919.99	5.08%
MGS-S Customer 521	3	51.08	239.00	96,200	-	\$ 1,987.79	\$ 2,089.10	5.10%
MGS-S Customer 522	1	-	17.37	7,789	-	\$ 541.29	\$ 568.26	4.98%
MGS-S Customer 523	3	75.03	248.17	74,297	-	\$ 2,163.08	\$ 2,273.29	5.10%
MGS-S Customer 524	3	129.80	287.28	98,280	-	\$ 2,647.74	\$ 2,782.67	5.10%
MGS-S Customer 525	3	186.40	757.60	233,680	-	\$ 5,134.75	\$ 5,398.41	5.13%
MGS-S Customer 526	3	105.68	479.64	94,120	-	\$ 3,402.58	\$ 3,576.92	5.12%
MGS-S Customer 527	1	98.52	331.40	89,160	-	\$ 2,538.89	\$ 2,668.82	5.12%
MGS-S Customer 528	1	54.88	233.21	71,519	-	\$ 1,843.05	\$ 1,937.19	5.11%
MGS-S Customer 529	3	20.72	91.91	36,110	-	\$ 1,139.74	\$ 1,197.24	5.05%
MGS-S Customer 530	3	55.64	198.87	69,106	-	\$ 1,827.70	\$ 1,920.65	5.09%
MGS-S Customer 531	3	32.04	280.44	68,640	-	\$ 2,073.57	\$ 2,179.49	5.11%
MGS-S Customer 532	1	53.79	207.25	51,973	-	\$ 1,717.07	\$ 1,804.67	5.10%
MGS-S Customer 533	3	99.68	422.24	228,800	-	\$ 3,104.09	\$ 3,262.98	5.12%
MGS-S Customer 534	3	121.60	475.68	268,560	-	\$ 3,472.64	\$ 3,650.49	5.12%
MGS-S Customer 535	3	76.47	341.23	117,638	-	\$ 2,601.01	\$ 2,733.96	5.11%
MGS-S Customer 536	3	66.32	447.44	163,120	-	\$ 3,035.37	\$ 3,190.96	5.13%
MGS-S Customer 537	3	119.79	463.08	245,725	-	\$ 3,404.38	\$ 3,578.70	5.12%
MGS-S Customer 538	3	83.28	365.72	204,520	-	\$ 2,751.95	\$ 2,892.68	5.11%
MGS-S Customer 539	3	101.40	423.36	212,760	-	\$ 3,118.81	\$ 3,278.45	5.12%
MGS-S Customer 540	3	113.88	445.00	254,480	-	\$ 3,288.05	\$ 3,456.38	5.12%
MGS-S Customer 541	3	91.80	401.24	199,800	-	\$ 2,963.34	\$ 3,114.98	5.12%
MGS-S Customer 542	3	133.04	510.44	272,520	-	\$ 3,696.72	\$ 3,886.12	5.12%
MGS-S Customer 543	3	121.12	494.96	362,160	-	\$ 3,559.05	\$ 3,741.40	5.12%
MGS-S Customer 544	3	147.04	477.12	344,960	-	\$ 3,620.49	\$ 3,805.81	5.12%
MGS-S Customer 545	3	103.28	419.72	207,240	-	\$ 3,112.43	\$ 3,271.72	5.12%
MGS-S Customer 546	3	74.27	307.26	166,817	-	\$ 2,431.86	\$ 2,556.04	5.11%
MGS-S Customer 547	3	114.96	482.56	242,240	-	\$ 3,467.58	\$ 3,645.22	5.12%
MGS-S Customer 548	3	114.91	467.97	255,972	-	\$ 3,399.89	\$ 3,574.02	5.12%
MGS-S Customer 549	3	108.99	412.06	270,183	-	\$ 3,108.73	\$ 3,267.78	5.12%
MGS-S Customer 550	3	135.20	523.92	340,560	-	\$ 3,770.99	\$ 3,964.23	5.12%
MGS-S Customer 551	3	144.72	584.72	386,960	-	\$ 4,104.72	\$ 4,315.22	5.13%
MGS-S Customer 552	3	75.23	304.61	166,891	-	\$ 2,424.94	\$ 2,548.76	5.11%
MGS-S Customer 553	3	159.60	649.36	411,520	-	\$ 4,485.94	\$ 4,716.12	5.13%
MGS-S Customer 554	3	99.67	467.10	282,194	-	\$ 3,311.29	\$ 3,480.94	5.12%
MGS-S Customer 555	3	90.34	378.52	225,123	-	\$ 2,850.27	\$ 2,996.05	5.11%
MGS-S Customer 556	3	105.16	440.64	219,767	-	\$ 3,219.51	\$ 3,384.35	5.12%
MGS-S Customer 557	3	-	35.60	6,720	-	\$ 764.59	\$ 802.78	4.99%

Internal Use

Customer	Phase	Jul - Aug KW	Sept - Jun KW	Jan - Dec KWH	Jan - Dec KVAR	Distribution 7/22 Prices	Distribution 8/23 Prices	Distribution % Difference
MGS-S Customer 558	3	112.56	444.00	264,160	-	\$ 3,276.11	\$ 3,443.82	5.12%
MGS-S Customer 559	3	122.16	471.24	297,360	-	\$ 3,455.24	\$ 3,632.18	5.12%
MGS-S Customer 560	3	106.48	455.52	227,720	-	\$ 3,295.59	\$ 3,464.37	5.12%
MGS-S Customer 561	3	121.82	506.39	258,140	-	\$ 3,615.74	\$ 3,801.03	5.12%
MGS-S Customer 562	3	97.37	346.79	203,199	-	\$ 2,742.69	\$ 2,882.83	5.11%
MGS-S Customer 563	3	166.40	641.36	465,680	-	\$ 4,486.72	\$ 4,716.88	5.13%
MGS-S Customer 564	3	120.16	481.68	354,800	-	\$ 3,492.37	\$ 3,671.26	5.12%
MGS-S Customer 565	3	82.84	325.64	162,120	-	\$ 2,564.34	\$ 2,695.33	5.11%
MGS-S Customer 566	3	104.97	432.40	302,589	-	\$ 3,180.39	\$ 3,343.20	5.12%
MGS-S Customer 567	3	126.64	496.00	359,120	-	\$ 3,594.49	\$ 3,778.63	5.12%
MGS-S Customer 568	3	116.03	426.67	277,287	-	\$ 3,215.30	\$ 3,379.83	5.12%
MGS-S Customer 569	3	39.36	146.88	44,880	-	\$ 1,497.15	\$ 1,573.07	5.07%
MGS-S Customer 570	3	79.42	338.27	189,767	-	\$ 2,603.71	\$ 2,736.77	5.11%
MGS-S Customer 571	3	122.12	479.52	268,800	-	\$ 3,493.27	\$ 3,672.19	5.12%
MGS-S Customer 572	3	95.78	421.16	237,597	-	\$ 3,077.46	\$ 3,235.00	5.12%
MGS-S Customer 573	3	109.72	450.44	228,600	-	\$ 3,290.10	\$ 3,458.57	5.12%
MGS-S Customer 574	3	128.24	426.16	256,000	-	\$ 3,280.71	\$ 3,448.54	5.12%
MGS-S Customer 575	3	107.52	455.96	246,520	-	\$ 3,303.39	\$ 3,472.57	5.12%
MGS-S Customer 576	3	97.76	383.60	196,120	-	\$ 2,914.92	\$ 3,064.00	5.11%
MGS-S Customer 577	3	102.60	418.44	242,000	-	\$ 3,102.74	\$ 3,261.54	5.12%
MGS-S Customer 578	3	21.52	92.96	9,920	-	\$ 1,149.03	\$ 1,207.01	5.05%
MGS-S Customer 579	3	94.20	399.76	199,800	-	\$ 2,969.82	\$ 3,121.78	5.12%
MGS-S Customer 580	3	82.00	354.28	184,800	-	\$ 2,691.99	\$ 2,829.62	5.11%
MGS-S Customer 581	3	113.89	441.04	203,684	-	\$ 3,269.81	\$ 3,437.19	5.12%
MGS-S Customer 582	3	111.16	473.49	325,450	-	\$ 3,404.58	\$ 3,578.98	5.12%
MGS-S Customer 583	3	126.48	505.12	300,920	-	\$ 3,635.74	\$ 3,822.02	5.12%
MGS-S Customer 584	3	96.20	384.80	181,400	-	\$ 2,911.81	\$ 3,060.73	5.11%
MGS-S Customer 585	1	76.05	346.18	142,962	-	\$ 2,482.47	\$ 2,609.65	5.12%
MGS-S Customer 586	1	69.50	362.47	35,803	-	\$ 2,521.38	\$ 2,650.63	5.13%
MGS-S Customer 587	1	35.20	152.48	57,800	-	\$ 1,360.86	\$ 1,430.11	5.09%
MGS-S Customer 588	3	121.24	531.70	260,189	-	\$ 3,729.46	\$ 3,920.65	5.13%
MGS-S Customer 589	3	33.90	189.17	79,124	-	\$ 1,662.23	\$ 1,746.76	5.09%
MGS-S Customer 590	3	112.00	518.40	250,080	-	\$ 3,616.73	\$ 3,802.14	5.13%
MGS-S Customer 591	3	95.55	404.37	135,642	-	\$ 2,998.61	\$ 3,152.05	5.12%
MGS-S Customer 592	1	-	165.74	43,252	-	\$ 1,226.76	\$ 1,289.34	5.10%
MGS-S Customer 593	3	47.44	222.82	91,806	-	\$ 1,892.84	\$ 1,989.24	5.09%
MGS-S Customer 594	1	24.61	90.40	46,820	-	\$ 1,015.27	\$ 1,066.66	5.06%
MGS-S Customer 595	1	37.36	367.70	120,993	-	\$ 2,367.16	\$ 2,488.67	5.13%
MGS-S Customer 596	3	73.08	284.72	127,680	-	\$ 2,321.12	\$ 2,439.56	5.10%
MGS-S Customer 597	1	71.77	330.81	151,706	-	\$ 2,387.71	\$ 2,510.00	5.12%

Internal Use

Customer	Phase	Jul - Aug KW	Sept - Jun KW	Jan - Dec KWH	Jan - Dec KVAR	Distribution 7/22 Prices	Distribution 8/23 Prices	Distribution % Difference
MGS-S Customer 598	3	10.69	53.11	24,491	-	\$ 904.82	\$ 950.20	5.02%
MGS-S Customer 599	1	7.75	147.57	68,896	-	\$ 1,185.83	\$ 1,246.21	5.09%
MGS-S Customer 600	3	394.24	1,803.84	715,840	73.92	\$ 11,247.56	\$ 11,820.51	5.09%
MGS-S Customer 601	3	80.48	341.24	117,280	-	\$ 2,623.31	\$ 2,757.38	5.11%
MGS-S Customer 602	3	215.44	616.40	290,880	-	\$ 4,643.58	\$ 4,881.48	5.12%
MGS-S Customer 603	1	37.97	136.45	54,453	-	\$ 1,302.17	\$ 1,368.35	5.08%
MGS-S Customer 604	3	84.04	372.84	127,120	-	\$ 2,789.06	\$ 2,931.72	5.11%
MGS-S Customer 605	3	49.83	225.86	81,950	-	\$ 1,920.15	\$ 2,017.95	5.09%
MGS-S Customer 606	1	-	-	98,874	-	\$ 461.04	\$ 483.84	4.95%
MGS-S Customer 607	3	77.48	317.88	64,200	-	\$ 2,498.74	\$ 2,626.37	5.11%
MGS-S Customer 608	3	37.70	140.46	41,392	-	\$ 1,458.28	\$ 1,532.19	5.07%
MGS-S Customer 609	3	51.26	215.62	78,920	-	\$ 1,880.78	\$ 1,976.52	5.09%
MGS-S Customer 610	3	46.60	182.60	51,707	-	\$ 1,702.36	\$ 1,788.87	5.08%
MGS-S Customer 611	3	55.14	640.31	144,125	-	\$ 3,864.38	\$ 4,063.13	5.14%
MGS-S Customer 612	3	47.87	199.95	39,690	-	\$ 1,789.57	\$ 1,880.60	5.09%
MGS-S Customer 613	3	126.73	626.72	294,273	-	\$ 4,198.92	\$ 4,414.46	5.13%
MGS-S Customer 614	3	4.81	357.26	197,880	-	\$ 2,277.36	\$ 2,394.09	5.13%
MGS-S Customer 615	1	52.68	200.35	77,246	-	\$ 1,679.03	\$ 1,764.67	5.10%
MGS-S Customer 616	3	-	0.72	400	-	\$ 603.45	\$ 633.26	4.94%
MGS-S Customer 617	1	105.26	548.71	349,298	-	\$ 3,580.27	\$ 3,764.24	5.14%
MGS-S Customer 618	3	47.20	200.92	115,720	-	\$ 1,790.33	\$ 1,881.41	5.09%
MGS-S Customer 619	3	180.00	856.40	352,200	-	\$ 5,555.69	\$ 5,841.26	5.14%
MGS-S Customer 620	3	-	75.96	6,120	0.90	\$ 952.59	\$ 1,000.46	5.03%
MGS-S Customer 621	3	87.02	170.61	190,892	-	\$ 1,871.30	\$ 1,966.25	5.07%
MGS-S Customer 622	3	-	-	8,610	-	\$ 600.12	\$ 629.76	4.94%
MGS-S Customer 623	3	49.10	158.53	38,215	-	\$ 1,605.03	\$ 1,686.47	5.07%
MGS-S Customer 624	3	94.24	334.16	177,200	-	\$ 2,666.97	\$ 2,803.20	5.11%
MGS-S Customer 625	3	122.40	396.40	175,920	-	\$ 3,110.81	\$ 3,269.86	5.11%
MGS-S Customer 626	3	61.47	240.08	141,588	-	\$ 2,050.45	\$ 2,154.92	5.09%
MGS-S Customer 627	3	-	120.84	50,480	-	\$ 1,158.40	\$ 1,217.04	5.06%
MGS-S Customer 628	1	39.43	166.02	71,418	-	\$ 1,446.89	\$ 1,520.57	5.09%
MGS-S Customer 629	3	63.48	367.68	84,840	216.90	\$ 3,019.85	\$ 3,155.50	4.49%
MGS-S Customer 630	3	59.68	225.36	134,880	-	\$ 1,972.51	\$ 2,072.94	5.09%
MGS-S Customer 631	3	98.04	285.12	93,880	-	\$ 2,461.50	\$ 2,587.02	5.10%
MGS-S Customer 632	3	666.00	3,200.80	1,265,600	-	\$ 19,084.12	\$ 20,068.43	5.16%
MGS-S Customer 633	1	79.22	416.12	162,428	-	\$ 2,823.19	\$ 2,968.04	5.13%
MGS-S Customer 634	3	117.28	394.88	104,440	-	\$ 3,075.37	\$ 3,232.62	5.11%
MGS-S Customer 635	3	98.92	465.00	250,800	-	\$ 3,297.43	\$ 3,466.36	5.12%
MGS-S Customer 636	3	205.24	519.76	210,640	9.34	\$ 4,156.37	\$ 4,368.22	5.10%
MGS-S Customer 637	1	-	15.39	75,644	-	\$ 532.14	\$ 558.64	4.98%

Internal Use

Customer	Phase	Jul - Aug KW	Sept - Jun KW	Jan - Dec KWH	Jan - Dec KVAR	Distribution 7/22 Prices	Distribution 8/23 Prices	Distribution % Difference
MGS-S Customer 638	3	63.90	268.80	49,500	-	\$ 2,196.62	\$ 2,308.67	5.10%
MGS-S Customer 639	3	76.32	447.95	222,610	-	\$ 3,093.23	\$ 3,251.74	5.12%
MGS-S Customer 640	3	52.47	170.15	49,745	-	\$ 1,677.42	\$ 1,762.59	5.08%
MGS-S Customer 641	3	117.76	445.28	227,440	-	\$ 3,310.88	\$ 3,480.36	5.12%
MGS-S Customer 642	3	235.20	1,041.48	524,520	-	\$ 6,717.12	\$ 7,062.57	5.14%
MGS-S Customer 643	3	141.28	697.52	339,600	-	\$ 4,606.77	\$ 4,843.37	5.14%
MGS-S Customer 644	1	111.77	478.39	201,497	-	\$ 3,291.53	\$ 3,460.43	5.13%
MGS-S Customer 645	3	124.68	448.20	211,600	-	\$ 3,362.78	\$ 3,534.90	5.12%
MGS-S Customer 646	1	98.69	398.07	185,727	-	\$ 2,847.85	\$ 2,993.82	5.13%
MGS-S Customer 647	1	148.82	223.35	269,137	-	\$ 2,318.87	\$ 2,436.94	5.09%
MGS-S Customer 648	3	45.08	121.41	33,833	-	\$ 1,411.23	\$ 1,482.63	5.06%
MGS-S Customer 649	3	125.04	394.44	128,880	-	\$ 3,116.40	\$ 3,275.72	5.11%
MGS-S Customer 650	3	201.84	1,205.36	228,760	-	\$ 7,289.10	\$ 7,664.54	5.15%
MGS-S Customer 651	3	36.40	141.17	33,249	-	\$ 1,454.35	\$ 1,528.06	5.07%
MGS-S Customer 652	3	56.93	133.19	61,617	-	\$ 1,531.42	\$ 1,608.97	5.06%
MGS-S Customer 653	1	49.14	168.80	76,601	-	\$ 1,513.62	\$ 1,590.69	5.09%
MGS-S Customer 654	1	42.09	197.74	107,683	-	\$ 1,608.20	\$ 1,690.24	5.10%
MGS-S Customer 655	3	74.76	397.56	210,240	-	\$ 2,851.77	\$ 2,997.75	5.12%
MGS-S Customer 656	3	63.16	206.88	74,960	-	\$ 1,906.44	\$ 2,003.42	5.09%
MGS-S Customer 657	3	92.92	338.24	158,200	-	\$ 2,678.49	\$ 2,815.33	5.11%
MGS-S Customer 658	3	340.70	1,145.90	591,500	-	\$ 7,785.06	\$ 8,185.12	5.14%
MGS-S Customer 659	1	56.49	243.33	133,356	-	\$ 1,898.74	\$ 1,995.76	5.11%
MGS-S Customer 660	1	84.36	391.82	217,897	-	\$ 2,739.45	\$ 2,879.90	5.13%
MGS-S Customer 661	1	185.41	512.10	284,868	-	\$ 3,855.97	\$ 4,053.59	5.13%
MGS-S Customer 662	1	83.73	366.44	208,208	-	\$ 2,618.69	\$ 2,752.88	5.12%
MGS-S Customer 663	3	-	20.87	3,955	-	\$ 696.54	\$ 731.19	4.97%
MGS-S Customer 664	3	62.40	222.72	113,736	-	\$ 1,975.41	\$ 2,075.97	5.09%
MGS-S Customer 665	3	-	-	17,536	-	\$ 600.12	\$ 629.76	4.94%
MGS-S Customer 666	3	28.96	101.12	44,280	-	\$ 1,228.02	\$ 1,290.04	5.05%
MGS-S Customer 667	3	77.68	275.28	133,440	-	\$ 2,303.04	\$ 2,420.50	5.10%
MGS-S Customer 668	3	127.40	365.00	162,600	-	\$ 2,993.49	\$ 3,146.40	5.11%
MGS-S Customer 669	3	25.36	168.72	39,040	-	\$ 1,520.35	\$ 1,597.59	5.08%
MGS-S Customer 670	3	-	-	65	-	\$ 600.12	\$ 629.76	4.94%
MGS-S Customer 671	3	84.36	289.52	131,880	-	\$ 2,405.90	\$ 2,528.65	5.10%
MGS-S Customer 672	3	92.60	356.06	167,220	-	\$ 2,759.05	\$ 2,900.07	5.11%
MGS-S Customer 673	1	0.29	2.49	42,800	-	\$ 474.15	\$ 497.63	4.95%
MGS-S Customer 674	3	400.48	2,181.12	982,080	-	\$ 12,899.56	\$ 13,564.80	5.16%
MGS-S Customer 675	3	44.56	202.37	54,443	-	\$ 1,782.38	\$ 1,873.06	5.09%
MGS-S Customer 676	3	-	-	67,823	-	\$ 600.12	\$ 629.76	4.94%
MGS-S Customer 677	1	40.01	166.38	55,075	-	\$ 1,451.77	\$ 1,525.71	5.09%

Internal Use

Customer	Phase	Jul - Aug KW	Sept - Jun KW	Jan - Dec KWH	Jan - Dec KVAR	Distribution 7/22 Prices	Distribution 8/23 Prices	Distribution % Difference
MGS-S Customer 678	1	60.32	262.58	125,765	-	\$ 2,008.94	\$ 2,111.64	5.11%
MGS-S Customer 679	3	-	649.84	207,764	-	\$ 3,602.38	\$ 3,787.98	5.15%
MGS-S Customer 680	1	-	102.16	73,760	-	\$ 933.02	\$ 980.34	5.07%
MGS-S Customer 681	3	94.42	393.14	181,304	-	\$ 2,940.46	\$ 3,090.89	5.12%
MGS-S Customer 682	3	163.76	984.56	457,600	-	\$ 6,057.66	\$ 6,369.44	5.15%
MGS-S Customer 683	3	588.00	2,331.60	333,600	1,201.40	\$ 16,677.89	\$ 17,431.76	4.52%
MGS-S Customer 684	1	44.32	272.96	123,280	-	\$ 1,968.09	\$ 2,068.81	5.12%
MGS-S Customer 685	3	185.76	1,101.44	549,920	-	\$ 6,719.74	\$ 7,065.74	5.15%
MGS-S Customer 686	3	-	732.32	1,478,231	-	\$ 3,983.44	\$ 4,188.84	5.16%
MGS-S Customer 687	1	36.06	175.87	57,987	-	\$ 1,473.69	\$ 1,548.80	5.10%
MGS-S Customer 688	3	85.32	424.68	137,400	-	\$ 3,035.67	\$ 3,191.12	5.12%
MGS-S Customer 689	3	50.42	261.09	29,383	-	\$ 2,086.19	\$ 2,192.61	5.10%
MGS-S Customer 690	3	146.18	577.24	219,076	-	\$ 4,078.27	\$ 4,287.38	5.13%
MGS-S Customer 691	1	120.13	602.49	243,564	-	\$ 3,911.27	\$ 4,112.30	5.14%
MGS-S Customer 692	1	45.02	229.37	114,547	-	\$ 1,770.59	\$ 1,861.04	5.11%
MGS-S Customer 693	1	68.73	293.70	171,872	-	\$ 2,199.39	\$ 2,311.92	5.12%
MGS-S Customer 694	3	-	41.78	69,379	-	\$ 793.14	\$ 832.81	5.00%
MGS-S Customer 695	3	62.33	213.22	41,293	-	\$ 1,931.13	\$ 2,029.39	5.09%
MGS-S Customer 696	1	-	-	134,384	-	\$ 461.04	\$ 483.84	4.95%
MGS-S Customer 697	1	50.70	87.48	32,960	-	\$ 1,146.58	\$ 1,204.57	5.06%
MGS-S Customer 698	1	-	206.24	45,520	-	\$ 1,413.87	\$ 1,486.17	5.11%
MGS-S Customer 699	1	31.29	84.31	78,274	-	\$ 1,024.21	\$ 1,076.01	5.06%
MGS-S Customer 700	1	166.32	730.20	391,560	-	\$ 4,757.64	\$ 5,002.26	5.14%
MGS-S Customer 701	1	283.80	1,232.28	549,480	-	\$ 7,729.26	\$ 8,127.27	5.15%
MGS-S Customer 702	3	44.48	269.56	2,400	-	\$ 2,092.35	\$ 2,199.14	5.10%
MGS-S Customer 703	1	-	97.65	87,087	-	\$ 912.18	\$ 958.42	5.07%
MGS-S Customer 704	1	-	107.06	43,365	-	\$ 955.66	\$ 1,004.15	5.07%
MGS-S Customer 705	1	40.45	248.55	125,952	-	\$ 1,833.84	\$ 1,927.62	5.11%
MGS-S Customer 706	3	165.48	654.20	137,640	-	\$ 4,540.94	\$ 4,773.92	5.13%
MGS-S Customer 707	1	85.30	409.53	163,643	-	\$ 2,826.48	\$ 2,971.45	5.13%
MGS-S Customer 708	3	-	102.19	128,428	-	\$ 1,072.24	\$ 1,126.40	5.05%
MGS-S Customer 709	1	47.67	141.27	24,217	-	\$ 1,378.28	\$ 1,448.33	5.08%
MGS-S Customer 710	3	34.52	207.92	98,120	-	\$ 1,752.30	\$ 1,841.50	5.09%
MGS-S Customer 711	3	192.84	1,108.80	164,000	-	\$ 6,793.04	\$ 7,142.79	5.15%
MGS-S Customer 712	3	195.93	910.49	361,264	-	\$ 5,894.00	\$ 6,197.01	5.14%
MGS-S Customer 713	3	65.59	207.41	83,967	-	\$ 1,922.38	\$ 2,020.16	5.09%
MGS-S Customer 714	3	-	38.32	2,400	-	\$ 777.16	\$ 816.00	5.00%
MGS-S Customer 715	3	-	-	-	-	\$ 600.12	\$ 629.76	4.94%
MGS-S Customer 716	1	75.54	324.60	198,954	-	\$ 2,379.94	\$ 2,501.79	5.12%
MGS-S Customer 717	3	62.16	289.44	76,800	-	\$ 2,282.32	\$ 2,398.83	5.10%

Internal Use

Customer	Phase	Jul - Aug KW	Sept - Jun KW	Jan - Dec KWH	Jan - Dec KVAR	Distribution 7/22 Prices	Distribution 8/23 Prices	Distribution % Difference
MGS-S Customer 718	3	301.44	1,542.24	642,720	-	\$ 9,398.26	\$ 9,882.44	5.15%
MGS-S Customer 719	3	55.73	240.88	67,594	-	\$ 2,022.29	\$ 2,125.34	5.10%
MGS-S Customer 720	1	-	178.10	78,568	-	\$ 1,283.86	\$ 1,349.41	5.11%
MGS-S Customer 721	1	-	38.28	40,989	-	\$ 637.89	\$ 669.88	5.01%
MGS-S Customer 722	3	56.77	273.98	94,201	-	\$ 2,180.98	\$ 2,292.27	5.10%
MGS-S Customer 723	3	76.37	322.11	163,768	-	\$ 2,512.12	\$ 2,640.45	5.11%
MGS-S Customer 724	3	63.77	84.77	48,395	-	\$ 1,345.68	\$ 1,413.52	5.04%
MGS-S Customer 725	3	36.56	216.01	107,574	-	\$ 1,800.99	\$ 1,892.71	5.09%
MGS-S Customer 726	3	279.52	446.88	247,520	-	\$ 4,216.04	\$ 4,431.20	5.10%
MGS-S Customer 727	3	51.55	180.39	66,376	-	\$ 1,719.62	\$ 1,806.99	5.08%
MGS-S Customer 728	3	97.44	340.36	114,120	-	\$ 2,713.38	\$ 2,851.98	5.11%
MGS-S Customer 729	1	38.04	106.21	90,736	-	\$ 1,162.85	\$ 1,221.79	5.07%
MGS-S Customer 730	1	67.64	215.12	71,200	-	\$ 1,830.30	\$ 1,923.66	5.10%
MGS-S Customer 731	3	52.20	205.73	91,030	-	\$ 1,840.30	\$ 1,933.93	5.09%
MGS-S Customer 732	3	56.52	215.37	94,219	-	\$ 1,908.82	\$ 2,005.97	5.09%
MGS-S Customer 733	3	51.74	205.67	86,655	-	\$ 1,837.47	\$ 1,930.96	5.09%
MGS-S Customer 734	1	116.56	589.84	304,160	-	\$ 3,833.01	\$ 4,030.01	5.14%
MGS-S Customer 735	1	65.46	314.42	115,514	-	\$ 2,276.96	\$ 2,393.55	5.12%
MGS-S Customer 736	1	7.45	66.00	96,645	-	\$ 807.31	\$ 848.03	5.04%
MGS-S Customer 737	1	56.72	233.77	96,458	-	\$ 1,855.85	\$ 1,950.64	5.11%
MGS-S Customer 738	3	34.91	77.65	114,312	-	\$ 1,152.61	\$ 1,210.66	5.04%
MGS-S Customer 739	3	188.40	934.40	306,000	-	\$ 5,962.67	\$ 6,269.32	5.14%
MGS-S Customer 740	1	71.48	270.84	106,560	-	\$ 2,109.03	\$ 2,216.85	5.11%
MGS-S Customer 741	1	57.84	222.39	82,942	-	\$ 1,809.49	\$ 1,901.86	5.10%
MGS-S Customer 742	1	69.71	309.09	168,661	-	\$ 2,275.93	\$ 2,392.43	5.12%
MGS-S Customer 743	3	-	26.72	7,800	-	\$ 723.57	\$ 759.62	4.98%
MGS-S Customer 744	3	135.02	797.54	235,840	-	\$ 5,034.12	\$ 5,292.97	5.14%
MGS-S Customer 745	3	116.88	480.64	188,640	-	\$ 3,469.36	\$ 3,647.08	5.12%
MGS-S Customer 746	1	46.45	208.39	86,714	-	\$ 1,681.60	\$ 1,767.42	5.10%
MGS-S Customer 747	1	66.91	223.57	109,929	-	\$ 1,865.28	\$ 1,960.48	5.10%
MGS-S Customer 748	1	137.42	678.00	348,436	-	\$ 4,356.08	\$ 4,580.08	5.14%
MGS-S Customer 749	3	46.44	344.64	204,240	-	\$ 2,450.10	\$ 2,575.46	5.12%
MGS-S Customer 750	1	46.97	161.03	48,647	-	\$ 1,465.68	\$ 1,540.28	5.09%
MGS-S Customer 751	3	523.68	2,318.72	629,280	973.20	\$ 15,873.47	\$ 16,606.23	4.62%
MGS-S Customer 752	1	216.12	867.56	326,440	-	\$ 5,668.63	\$ 5,960.16	5.14%
MGS-S Customer 753	1	149.20	625.85	240,571	-	\$ 4,180.53	\$ 4,395.31	5.14%
MGS-S Customer 754	3	14.44	94.42	26,539	-	\$ 1,116.48	\$ 1,172.83	5.05%
MGS-S Customer 755	3	12.96	68.84	16,361	0.92	\$ 991.65	\$ 1,041.44	5.02%
MGS-S Customer 756	1	17.76	108.48	46,460	-	\$ 1,060.79	\$ 1,114.59	5.07%
MGS-S Customer 757	3	130.35	566.45	274,891	-	\$ 3,940.56	\$ 4,142.65	5.13%

Internal Use

Customer	Phase	Jul - Aug KW	Sept - Jun KW	Jan - Dec KWH	Jan - Dec KVAR	Distribution 7/22 Prices	Distribution 8/23 Prices	Distribution % Difference
MGS-S Customer 758	3	181.66	483.55	216,159	-	\$ 3,842.33	\$ 4,038.89	5.12%
MGS-S Customer 759	1	28.73	141.85	72,471	-	\$ 1,275.84	\$ 1,340.73	5.09%
MGS-S Customer 760	3	30.06	191.89	50,850	-	\$ 1,653.48	\$ 1,737.60	5.09%
MGS-S Customer 761	1	121.68	140.61	51,050	-	\$ 1,785.98	\$ 1,876.60	5.07%
MGS-S Customer 762	1	79.76	90.00	36,720	-	\$ 1,319.51	\$ 1,386.24	5.06%
MGS-S Customer 763	1	85.07	88.61	31,492	-	\$ 1,342.56	\$ 1,410.44	5.06%
MGS-S Customer 764	1	79.57	87.32	26,336	-	\$ 1,306.07	\$ 1,372.11	5.06%
MGS-S Customer 765	1	87.82	123.68	47,539	-	\$ 1,519.84	\$ 1,596.92	5.07%
MGS-S Customer 766	1	92.48	130.80	52,880	-	\$ 1,578.60	\$ 1,658.69	5.07%
MGS-S Customer 767	3	74.24	410.88	77,120	-	\$ 2,910.42	\$ 3,059.46	5.12%
MGS-S Customer 768	1	46.78	114.72	22,396	-	\$ 1,250.68	\$ 1,314.11	5.07%
MGS-S Customer 769	1	26.88	237.12	56,135	-	\$ 1,705.72	\$ 1,792.95	5.11%
MGS-S Customer 770	3	28.72	246.78	75,060	-	\$ 1,899.64	\$ 1,996.55	5.10%
MGS-S Customer 771	3	287.40	1,933.32	323,040	5.94	\$ 11,137.23	\$ 11,711.34	5.15%
MGS-S Customer 772	1	61.73	231.38	126,555	-	\$ 1,872.62	\$ 1,968.23	5.11%
MGS-S Customer 773	1	15.86	75.55	64,243	-	\$ 898.10	\$ 943.48	5.05%
MGS-S Customer 774	3	28.77	144.69	89,818	-	\$ 1,428.26	\$ 1,500.68	5.07%
MGS-S Customer 775	3	63.15	290.98	222,708	-	\$ 2,294.93	\$ 2,412.09	5.11%
MGS-S Customer 776	3	186.48	573.08	245,560	-	\$ 4,282.71	\$ 4,502.11	5.12%
MGS-S Customer 777	3	12.24	80.08	36,080	-	\$ 1,038.02	\$ 1,090.31	5.04%
MGS-S Customer 778	3	-	309.60	32,200	27.70	\$ 2,077.56	\$ 2,181.51	5.00%
MGS-S Customer 779	3	-	34.26	15,760	-	\$ 758.40	\$ 796.26	4.99%
MGS-S Customer 780	3	15.80	142.68	76,240	-	\$ 1,346.99	\$ 1,415.30	5.07%
MGS-S Customer 781	3	10.00	32.00	9,600	2.20	\$ 807.20	\$ 847.32	4.97%
MGS-S Customer 782	3	36.89	42.17	75,052	-	\$ 999.68	\$ 1,049.77	5.01%
MGS-S Customer 783	1	42.90	133.05	60,813	-	\$ 1,313.83	\$ 1,380.57	5.08%
MGS-S Customer 784	3	46.75	145.98	53,952	-	\$ 1,534.01	\$ 1,611.78	5.07%
MGS-S Customer 785	3	76.24	374.80	126,800	46.72	\$ 2,834.25	\$ 2,975.19	4.97%
MGS-S Customer 786	3	66.86	258.40	96,298	-	\$ 2,165.00	\$ 2,275.38	5.10%
MGS-S Customer 787	3	119.08	316.68	125,280	-	\$ 2,724.08	\$ 2,863.06	5.10%
MGS-S Customer 788	3	144.48	602.54	356,668	-	\$ 4,185.72	\$ 4,400.42	5.13%
MGS-S Customer 789	1	120.48	572.39	331,759	-	\$ 3,774.15	\$ 3,968.05	5.14%
MGS-S Customer 790	1	35.74	188.86	31,016	-	\$ 1,531.93	\$ 1,610.06	5.10%
MGS-S Customer 791	3	239.84	994.40	575,360	4.16	\$ 6,532.43	\$ 6,867.88	5.14%
MGS-S Customer 792	1	67.70	337.02	155,419	-	\$ 2,393.81	\$ 2,516.45	5.12%
MGS-S Customer 793	3	134.53	300.07	141,756	-	\$ 2,733.08	\$ 2,872.41	5.10%
MGS-S Customer 794	1	-	78.32	19,972	-	\$ 822.88	\$ 864.48	5.06%
MGS-S Customer 795	3	713.70	2,591.40	1,482,000	-	\$ 16,533.42	\$ 17,384.84	5.15%
MGS-S Customer 796	3	181.28	609.68	284,960	-	\$ 4,422.95	\$ 4,649.67	5.13%
MGS-S Customer 797	3	131.16	790.08	351,860	-	\$ 4,978.23	\$ 5,234.21	5.14%

Internal Use

Customer	Phase	Jul - Aug KW	Sept - Jun KW	Jan - Dec KWH	Jan - Dec KVAR	Distribution 7/22 Prices	Distribution 8/23 Prices	Distribution % Difference
MGS-S Customer 798	3	124.40	530.16	329,360	-	\$ 3,739.88	\$ 3,931.59	5.13%
MGS-S Customer 799	3	48.24	184.00	82,880	-	\$ 1,717.93	\$ 1,805.24	5.08%
MGS-S Customer 800	1	50.97	209.18	66,927	-	\$ 1,710.34	\$ 1,797.61	5.10%
MGS-S Customer 801	3	166.68	569.28	293,160	-	\$ 4,155.27	\$ 4,368.21	5.12%
MGS-S Customer 802	3	49.48	265.24	60,760	-	\$ 2,100.14	\$ 2,207.29	5.10%
MGS-S Customer 803	1	52.76	129.28	81,320	-	\$ 1,351.13	\$ 1,419.73	5.08%
MGS-S Customer 804	3	470.24	1,551.04	73,600	-	\$ 10,375.76	\$ 10,909.31	5.14%
MGS-S Customer 805	3	-	-	120,352	-	\$ 600.12	\$ 629.76	4.94%
MGS-S Customer 806	3	12.40	68.40	21,800	-	\$ 984.95	\$ 1,034.48	5.03%
MGS-S Customer 807	3	100.38	398.16	187,200	-	\$ 2,996.73	\$ 3,150.03	5.12%
MGS-S Customer 808	3	56.52	359.04	78,840	-	\$ 2,572.57	\$ 2,704.21	5.12%
MGS-S Customer 809	3	65.72	286.12	117,040	-	\$ 2,286.74	\$ 2,403.45	5.10%
MGS-S Customer 810	1	-	-	140,464	-	\$ 461.04	\$ 483.84	4.95%
MGS-S Customer 811	3	54.92	233.60	102,280	-	\$ 1,984.16	\$ 2,085.24	5.09%
MGS-S Customer 812	1	85.92	441.43	180,808	-	\$ 2,977.30	\$ 3,130.10	5.13%
MGS-S Customer 813	3	72.12	296.20	144,160	-	\$ 2,368.83	\$ 2,489.75	5.10%
MGS-S Customer 814	3	270.96	1,647.84	576,960	66.72	\$ 9,830.39	\$ 10,331.38	5.10%
MGS-S Customer 815	3	86.36	345.72	150,240	-	\$ 2,676.64	\$ 2,813.44	5.11%
MGS-S Customer 816	3	243.76	1,137.04	699,840	-	\$ 7,206.11	\$ 7,576.90	5.15%
MGS-S Customer 817	3	10.49	128.20	41,434	-	\$ 1,250.62	\$ 1,313.97	5.07%
MGS-S Customer 818	3	32.28	170.52	123,800	-	\$ 1,567.08	\$ 1,646.68	5.08%
MGS-S Customer 819	3	16.99	84.37	61,586	-	\$ 1,084.20	\$ 1,138.85	5.04%
MGS-S Customer 820	3	8.24	74.72	47,200	-	\$ 991.06	\$ 1,040.94	5.03%
MGS-S Customer 821	3	24.48	218.16	128,880	122.28	\$ 1,951.76	\$ 2,040.61	4.55%
MGS-S Customer 822	1	58.23	302.62	116,949	-	\$ 2,182.32	\$ 2,294.05	5.12%
MGS-S Customer 823	3	20.16	99.96	32,160	-	\$ 1,173.82	\$ 1,233.10	5.05%
MGS-S Customer 824	1	64.10	228.15	78,281	-	\$ 1,870.85	\$ 1,966.35	5.10%
MGS-S Customer 825	1	30.02	160.98	100,022	-	\$ 1,371.38	\$ 1,441.22	5.09%
MGS-S Customer 826	3	-	110.08	21,040	-	\$ 1,108.69	\$ 1,164.75	5.06%
MGS-S Customer 827	1	90.67	466.80	217,980	-	\$ 3,120.87	\$ 3,281.09	5.13%
MGS-S Customer 828	3	66.16	317.04	160,400	-	\$ 2,432.03	\$ 2,556.29	5.11%
MGS-S Customer 829	1	54.99	337.47	178,435	-	\$ 2,325.35	\$ 2,444.54	5.13%
MGS-S Customer 830	1	67.68	319.84	122,670	-	\$ 2,314.32	\$ 2,432.84	5.12%
MGS-S Customer 831	3	70.12	328.31	141,828	-	\$ 2,506.08	\$ 2,634.15	5.11%
MGS-S Customer 832	1	67.34	288.68	120,820	-	\$ 2,168.48	\$ 2,279.42	5.12%
MGS-S Customer 833	1	145.24	771.84	447,881	-	\$ 4,833.02	\$ 5,081.73	5.15%
MGS-S Customer 834	1	86.94	437.40	185,033	-	\$ 2,964.35	\$ 3,116.46	5.13%
MGS-S Customer 835	3	63.83	246.11	112,557	-	\$ 2,091.40	\$ 2,197.98	5.10%
MGS-S Customer 836	1	50.59	224.08	105,541	-	\$ 1,777.06	\$ 1,867.81	5.11%
MGS-S Customer 837	1	43.66	169.21	68,416	-	\$ 1,485.10	\$ 1,560.74	5.09%

Internal Use

Customer	Phase	Jul - Aug KW	Sept - Jun KW	Jan - Dec KWH	Jan - Dec KVAR	Distribution 7/22 Prices	Distribution 8/23 Prices	Distribution % Difference
MGS-S Customer 838	3	116.32	541.92	366,920	-	\$ 3,749.37	\$ 3,941.64	5.13%
MGS-S Customer 839	3	138.36	759.24	86,520	-	\$ 4,875.71	\$ 5,126.31	5.14%
MGS-S Customer 840	3	58.57	253.91	51,017	-	\$ 2,098.25	\$ 2,205.23	5.10%
MGS-S Customer 841	3	484.72	2,325.68	559,200	43.16	\$ 14,108.33	\$ 14,831.85	5.13%
MGS-S Customer 842	3	219.60	1,215.92	372,000	1.52	\$ 7,439.03	\$ 7,821.98	5.15%
MGS-S Customer 843	1	45.35	181.30	89,476	-	\$ 1,550.34	\$ 1,629.35	5.10%
MGS-S Customer 844	3	121.40	497.60	218,600	-	\$ 3,572.80	\$ 3,755.86	5.12%
MGS-S Customer 845	3	44.00	156.60	78,404	-	\$ 1,567.81	\$ 1,647.36	5.07%
MGS-S Customer 846	3	712.26	920.88	407,340	-	\$ 8,807.63	\$ 9,257.71	5.11%
MGS-S Customer 847	3	57.78	328.71	44,535	-	\$ 2,439.44	\$ 2,564.15	5.11%
MGS-S Customer 848	1	24.99	244.17	86,745	-	\$ 1,727.80	\$ 1,816.20	5.12%
MGS-S Customer 849	3	38.61	163.14	66,505	-	\$ 1,568.11	\$ 1,647.72	5.08%
MGS-S Customer 850	3	-	198.72	67,040	-	\$ 1,518.21	\$ 1,595.54	5.09%
MGS-S Customer 851	3	185.56	1,101.72	129,760	172.48	\$ 7,013.14	\$ 7,359.15	4.93%
MGS-S Customer 852	3	80.90	306.76	156,973	-	\$ 2,466.35	\$ 2,592.26	5.11%
MGS-S Customer 853	1	118.33	357.33	165,393	-	\$ 2,768.64	\$ 2,910.33	5.12%
MGS-S Customer 854	3	252.80	955.76	280,560	-	\$ 6,418.77	\$ 6,748.58	5.14%
MGS-S Customer 855	1	77.46	328.34	227,255	-	\$ 2,407.87	\$ 2,531.16	5.12%
MGS-S Customer 856	1	95.20	489.68	262,240	-	\$ 3,251.72	\$ 3,418.70	5.14%
MGS-S Customer 857	3	124.56	306.88	113,600	-	\$ 2,709.21	\$ 2,847.38	5.10%
MGS-S Customer 858	3	47.92	270.64	86,960	-	\$ 2,116.43	\$ 2,224.44	5.10%
MGS-S Customer 859	1	65.10	183.02	66,307	-	\$ 1,667.90	\$ 1,752.85	5.09%
MGS-S Customer 860	3	60.63	205.40	94,707	-	\$ 1,885.56	\$ 1,981.48	5.09%
MGS-S Customer 861	1	38.99	152.60	62,962	-	\$ 1,382.45	\$ 1,452.79	5.09%
MGS-S Customer 862	1	63.95	174.13	89,140	-	\$ 1,620.44	\$ 1,702.94	5.09%
MGS-S Customer 863	3	28.52	145.44	61,120	-	\$ 1,430.34	\$ 1,502.87	5.07%
MGS-S Customer 864	1	50.79	154.03	53,498	-	\$ 1,454.54	\$ 1,528.53	5.09%
MGS-S Customer 865	1	81.77	234.92	103,643	-	\$ 2,000.19	\$ 2,102.27	5.10%
MGS-S Customer 866	3	209.28	874.56	431,280	-	\$ 5,802.09	\$ 6,100.22	5.14%
MGS-S Customer 867	1	57.28	190.40	52,400	-	\$ 1,658.59	\$ 1,743.13	5.10%
MGS-S Customer 868	3	202.88	845.36	254,480	-	\$ 5,631.67	\$ 5,921.00	5.14%
MGS-S Customer 869	1	37.97	125.58	41,328	-	\$ 1,251.95	\$ 1,315.52	5.08%
MGS-S Customer 870	3	140.24	339.63	203,268	-	\$ 2,947.54	\$ 3,097.96	5.10%
MGS-S Customer 871	1	43.48	163.76	33,209	-	\$ 1,458.93	\$ 1,533.20	5.09%
MGS-S Customer 872	1	72.35	151.82	49,583	-	\$ 1,563.99	\$ 1,643.49	5.08%
MGS-S Customer 873	1	89.57	297.95	139,154	-	\$ 2,334.68	\$ 2,454.07	5.11%
MGS-S Customer 874	1	79.83	356.35	187,036	-	\$ 2,550.43	\$ 2,681.11	5.12%
MGS-S Customer 875	1	48.10	155.49	45,118	-	\$ 1,446.36	\$ 1,519.94	5.09%
MGS-S Customer 876	3	113.51	384.44	198,120	-	\$ 3,006.21	\$ 3,159.90	5.11%
MGS-S Customer 877	3	27.47	133.38	55,181	-	\$ 1,368.79	\$ 1,438.14	5.07%

Internal Use

Customer	Phase	Jul - Aug KW	Sept - Jun KW	Jan - Dec KWH	Jan - Dec KVAR	Distribution 7/22 Prices	Distribution 8/23 Prices	Distribution % Difference
MGS-S Customer 878	1	74.31	344.79	141,854	-	\$ 2,466.39	\$ 2,592.75	5.12%
MGS-S Customer 879	3	39.15	116.94	42,374	-	\$ 1,357.67	\$ 1,426.33	5.06%
MGS-S Customer 880	1	34.57	168.91	84,615	-	\$ 1,433.27	\$ 1,506.29	5.09%
MGS-S Customer 881	3	51.74	175.42	46,945	-	\$ 1,697.72	\$ 1,783.95	5.08%
MGS-S Customer 882	1	121.04	601.12	263,040	-	\$ 3,909.99	\$ 4,110.95	5.14%
MGS-S Customer 883	1	-	169.52	158,880	-	\$ 1,244.22	\$ 1,307.71	5.10%
MGS-S Customer 884	1	153.04	833.52	385,520	-	\$ 5,161.27	\$ 5,426.97	5.15%
MGS-S Customer 885	1	80.32	424.88	218,800	-	\$ 2,869.76	\$ 3,017.02	5.13%
MGS-S Customer 886	1	36.92	223.81	87,092	-	\$ 1,699.95	\$ 1,786.80	5.11%
MGS-S Customer 887	3	71.80	396.30	100,000	-	\$ 2,829.52	\$ 2,974.37	5.12%
MGS-S Customer 888	3	25.50	151.83	20,439	-	\$ 1,443.10	\$ 1,516.32	5.07%
MGS-S Customer 889	1	41.55	188.75	73,110	-	\$ 1,563.67	\$ 1,643.40	5.10%
MGS-S Customer 890	3	-	31.59	11,138	-	\$ 746.07	\$ 783.29	4.99%
MGS-S Customer 891	3	49.84	194.00	52,840	-	\$ 1,773.01	\$ 1,863.17	5.09%
MGS-S Customer 892	3	46.57	79.08	67,410	-	\$ 1,223.93	\$ 1,285.59	5.04%
MGS-S Customer 893	1	30.29	131.75	54,122	-	\$ 1,237.83	\$ 1,300.74	5.08%
MGS-S Customer 894	3	61.30	286.82	147,106	-	\$ 2,265.44	\$ 2,381.08	5.10%
MGS-S Customer 895	3	85.40	360.48	192,840	-	\$ 2,739.51	\$ 2,879.57	5.11%
MGS-S Customer 896	1	50.58	276.13	90,815	-	\$ 2,017.48	\$ 2,120.71	5.12%
MGS-S Customer 897	3	518.00	243.00	219,000	20.50	\$ 4,632.53	\$ 4,865.53	5.03%
MGS-S Customer 898	1	69.99	301.29	183,266	-	\$ 2,241.44	\$ 2,356.15	5.12%
MGS-S Customer 899	3	16.03	141.71	44,191	-	\$ 1,343.79	\$ 1,411.93	5.07%
MGS-S Customer 900	3	36.11	201.26	28,457	-	\$ 1,730.35	\$ 1,818.40	5.09%
MGS-S Customer 901	1	25.47	111.15	49,981	-	\$ 1,115.91	\$ 1,172.52	5.07%
MGS-S Customer 902	1	65.72	349.92	88,410	-	\$ 2,442.42	\$ 2,567.60	5.13%
MGS-S Customer 903	3	196.16	700.48	209,920	-	\$ 4,925.03	\$ 5,177.71	5.13%
MGS-S Customer 904	3	183.08	862.27	465,722	-	\$ 5,599.90	\$ 5,887.75	5.14%
MGS-S Customer 905	1	282.56	882.08	475,040	-	\$ 6,104.46	\$ 6,418.07	5.14%
MGS-S Customer 906	3	167.74	823.15	410,668	-	\$ 5,334.03	\$ 5,608.19	5.14%
MGS-S Customer 907	1	83.02	138.11	56,065	-	\$ 1,559.87	\$ 1,639.06	5.08%
MGS-S Customer 908	3	46.39	234.66	83,949	-	\$ 1,941.71	\$ 2,040.66	5.10%
MGS-S Customer 909	3	43.80	190.40	89,120	-	\$ 1,722.86	\$ 1,810.46	5.08%
MGS-S Customer 910	3	47.08	206.33	58,709	-	\$ 1,814.66	\$ 1,907.00	5.09%
MGS-S Customer 911	1	70.25	546.29	187,435	-	\$ 3,374.79	\$ 3,548.37	5.14%
MGS-S Customer 912	3	21.49	236.78	77,793	-	\$ 1,813.31	\$ 1,905.80	5.10%
MGS-S Customer 913	3	83.68	147.53	61,641	-	\$ 1,746.13	\$ 1,834.61	5.07%
MGS-S Customer 914	1	41.09	167.76	65,838	-	\$ 1,464.14	\$ 1,538.71	5.09%
MGS-S Customer 915	1	48.00	190.62	98,399	-	\$ 1,608.10	\$ 1,690.09	5.10%
MGS-S Customer 916	1	86.16	509.36	226,960	-	\$ 3,292.47	\$ 3,461.64	5.14%
MGS-S Customer 917	1	58.59	112.83	32,382	-	\$ 1,307.49	\$ 1,373.77	5.07%

Internal Use

Customer	Phase	Jul - Aug KW	Sept - Jun KW	Jan - Dec KWH	Jan - Dec KVAR	Distribution 7/22 Prices	Distribution 8/23 Prices	Distribution % Difference
MGS-S Customer 918	3	243.40	1,983.20	540,800	-	\$ 11,113.37	\$ 11,687.13	5.16%
MGS-S Customer 919	1	94.35	150.20	69,148	-	\$ 1,678.61	\$ 1,763.87	5.08%
MGS-S Customer 920	3	96.96	380.48	121,520	-	\$ 2,896.07	\$ 3,044.17	5.11%
MGS-S Customer 921	1	17.70	90.78	95,695	-	\$ 978.68	\$ 1,028.22	5.06%
MGS-S Customer 922	1	33.76	49.52	14,800	-	\$ 877.19	\$ 921.33	5.03%
MGS-S Customer 923	1	36.32	58.96	17,040	-	\$ 935.01	\$ 982.13	5.04%
MGS-S Customer 924	1	51.44	75.44	24,080	-	\$ 1,095.06	\$ 1,150.37	5.05%
MGS-S Customer 925	1	37.52	43.76	15,760	-	\$ 871.45	\$ 915.26	5.03%
MGS-S Customer 926	1	45.28	50.80	19,440	-	\$ 947.04	\$ 994.71	5.03%
MGS-S Customer 927	3	36.08	137.21	53,213	-	\$ 1,434.27	\$ 1,506.95	5.07%
MGS-S Customer 928	1	34.29	124.45	41,768	-	\$ 1,226.31	\$ 1,288.58	5.08%
MGS-S Customer 929	3	123.12	480.56	201,040	-	\$ 3,503.62	\$ 3,683.07	5.12%
MGS-S Customer 930	3	143.84	479.36	196,880	-	\$ 3,613.08	\$ 3,798.04	5.12%
MGS-S Customer 931	3	81.78	336.78	134,440	-	\$ 2,609.92	\$ 2,743.29	5.11%
MGS-S Customer 932	3	44.48	81.91	91,772	-	\$ 1,225.41	\$ 1,287.16	5.04%
MGS-S Customer 933	3	138.36	427.20	190,680	-	\$ 3,341.68	\$ 3,512.59	5.11%
MGS-S Customer 934	3	76.00	297.12	134,240	-	\$ 2,394.61	\$ 2,516.84	5.10%
MGS-S Customer 935	1	63.97	305.75	125,803	-	\$ 2,228.64	\$ 2,342.73	5.12%
MGS-S Customer 936	3	143.00	674.56	119,160	-	\$ 4,510.24	\$ 4,741.81	5.13%
MGS-S Customer 937	1	57.84	198.32	68,720	-	\$ 1,698.29	\$ 1,784.88	5.10%
MGS-S Customer 938	3	60.80	211.80	82,000	-	\$ 1,916.08	\$ 2,013.57	5.09%
MGS-S Customer 939	3	114.84	625.14	244,218	-	\$ 4,125.63	\$ 4,337.46	5.13%
MGS-S Customer 940	3	47.18	188.90	76,482	-	\$ 1,734.69	\$ 1,822.87	5.08%
MGS-S Customer 941	3	131.96	603.12	6,720	-	\$ 4,118.91	\$ 4,330.25	5.13%
MGS-S Customer 942	3	152.80	677.80	7,120	-	\$ 4,579.60	\$ 4,814.69	5.13%
MGS-S Customer 943	3	209.44	811.28	23,920	-	\$ 5,510.63	\$ 5,793.62	5.14%
MGS-S Customer 944	3	66.56	297.28	99,120	-	\$ 2,342.96	\$ 2,462.59	5.11%
MGS-S Customer 945	3	257.52	1,289.68	637,840	-	\$ 7,987.68	\$ 8,398.95	5.15%
MGS-S Customer 946	3	59.24	284.92	149,000	-	\$ 2,245.23	\$ 2,359.84	5.10%
MGS-S Customer 947	3	191.84	518.32	194,240	-	\$ 4,059.47	\$ 4,267.22	5.12%
MGS-S Customer 948	3	54.24	176.44	91,200	57.90	\$ 1,814.73	\$ 1,901.91	4.80%
MGS-S Customer 949	1	106.74	466.13	293,640	-	\$ 3,206.97	\$ 3,371.53	5.13%
MGS-S Customer 950	3	4.27	21.03	13,544	-	\$ 720.98	\$ 756.86	4.98%
MGS-S Customer 951	1	28.81	163.28	65,293	-	\$ 1,375.29	\$ 1,445.34	5.09%
MGS-S Customer 952	1	66.25	354.79	147,079	-	\$ 2,467.86	\$ 2,594.36	5.13%
MGS-S Customer 953	1	71.92	343.62	168,430	-	\$ 2,447.72	\$ 2,573.13	5.12%
MGS-S Customer 954	1	56.75	265.33	122,949	-	\$ 2,001.83	\$ 2,104.20	5.11%
MGS-S Customer 955	1	80.47	373.99	153,061	-	\$ 2,635.48	\$ 2,770.57	5.13%
MGS-S Customer 956	3	73.64	292.76	121,400	-	\$ 2,361.37	\$ 2,481.89	5.10%
MGS-S Customer 957	1	124.00	524.48	191,120	-	\$ 3,572.34	\$ 3,755.73	5.13%

Internal Use

Customer	Phase	Jul - Aug KW	Sept - Jun KW	Jan - Dec KWH	Jan - Dec KVAR	Distribution 7/22 Prices	Distribution 8/23 Prices	Distribution % Difference
MGS-S Customer 958	3	177.39	851.78	481,413	-	\$ 5,519.86	\$ 5,803.59	5.14%
MGS-S Customer 959	3	121.05	446.59	289,757	-	\$ 3,335.19	\$ 3,505.91	5.12%
MGS-S Customer 960	3	62.16	380.04	49,920	-	\$ 2,700.89	\$ 2,839.15	5.12%
MGS-S Customer 961	3	206.40	833.76	328,720	-	\$ 5,597.61	\$ 5,885.15	5.14%
MGS-S Customer 962	1	46.89	89.90	71,082	-	\$ 1,136.62	\$ 1,194.12	5.06%
MGS-S Customer 963	3	55.16	221.68	71,080	-	\$ 1,930.42	\$ 2,028.71	5.09%
MGS-S Customer 964	3	27.58	124.84	48,386	-	\$ 1,329.95	\$ 1,397.27	5.06%
MGS-S Customer 965	3	82.00	257.84	118,720	-	\$ 2,246.44	\$ 2,360.92	5.10%
MGS-S Customer 966	3	47.43	203.10	67,304	-	\$ 1,801.68	\$ 1,893.34	5.09%
MGS-S Customer 967	3	57.17	240.24	95,544	-	\$ 2,027.32	\$ 2,130.63	5.10%
MGS-S Customer 968	1	42.54	325.80	120,575	-	\$ 2,202.33	\$ 2,315.24	5.13%
MGS-S Customer 969	3	-	1,749.00	21,900	-	\$ 8,680.50	\$ 9,129.90	5.18%
MGS-S Customer 970	1	-	29.60	7,328	-	\$ 597.79	\$ 627.70	5.00%
MGS-S Customer 971	1	73.28	111.52	33,760	-	\$ 1,382.97	\$ 1,453.05	5.07%
MGS-S Customer 972	1	72.60	110.04	33,120	-	\$ 1,372.35	\$ 1,441.89	5.07%
MGS-S Customer 973	3	257.18	1,128.76	547,994	-	\$ 7,242.34	\$ 7,614.89	5.14%
MGS-S Customer 974	1	53.85	111.11	125,570	-	\$ 1,273.24	\$ 1,337.78	5.07%
MGS-S Customer 975	3	47.20	154.40	74,400	-	\$ 1,575.41	\$ 1,655.32	5.07%
MGS-S Customer 976	3	78.72	276.08	158,720	-	\$ 2,312.51	\$ 2,430.45	5.10%
MGS-S Customer 977	3	4.48	40.48	13,840	-	\$ 812.00	\$ 852.61	5.00%
MGS-S Customer 978	3	724.56	261.00	321,960	32.70	\$ 5,882.84	\$ 6,177.99	5.02%
MGS-S Customer 979	3	110.41	444.75	219,322	-	\$ 3,267.64	\$ 3,434.94	5.12%
MGS-S Customer 980	3	1.66	10.75	6,456	-	\$ 659.00	\$ 691.68	4.96%
MGS-S Customer 981	3	118.32	525.28	281,920	-	\$ 3,683.59	\$ 3,872.43	5.13%
MGS-S Customer 982	1	48.13	105.07	46,867	-	\$ 1,213.58	\$ 1,275.08	5.07%
MGS-S Customer 983	3	56.84	214.14	52,275	-	\$ 1,904.91	\$ 2,001.86	5.09%
MGS-S Customer 984	1	39.86	195.54	30,614	-	\$ 1,585.66	\$ 1,666.55	5.10%
MGS-S Customer 985	1	78.72	354.31	177,187	-	\$ 2,534.85	\$ 2,664.72	5.12%
MGS-S Customer 986	3	220.64	1,046.80	653,040	-	\$ 6,660.89	\$ 7,003.54	5.14%
MGS-S Customer 987	1	50.78	272.14	125,118	-	\$ 2,000.16	\$ 2,102.49	5.12%
MGS-S Customer 988	1	105.08	509.47	237,882	-	\$ 3,397.99	\$ 3,572.48	5.14%
MGS-S Customer 989	3	77.38	348.07	114,000	-	\$ 2,637.66	\$ 2,772.51	5.11%
MGS-S Customer 990	3	37.44	145.50	72,875	-	\$ 1,480.12	\$ 1,555.17	5.07%
MGS-S Customer 991	3	375.68	1,809.60	657,280	1,064.24	\$ 12,854.70	\$ 13,423.84	4.43%
MGS-S Customer 992	1	108.16	327.92	131,680	-	\$ 2,576.32	\$ 2,708.10	5.12%
MGS-S Customer 993	1	101.96	412.84	127,000	-	\$ 2,934.24	\$ 3,084.67	5.13%
MGS-S Customer 994	3	209.76	707.52	261,840	-	\$ 5,033.03	\$ 5,291.21	5.13%
MGS-S Customer 995	3	-	63.99	9,884	-	\$ 895.75	\$ 940.75	5.02%
MGS-S Customer 996	1	-	84.69	91,952	-	\$ 852.31	\$ 895.43	5.06%
MGS-S Customer 997	3	9.92	60.89	26,663	-	\$ 936.49	\$ 983.52	5.02%

Internal Use

Customer	Phase	Jul - Aug KW	Sept - Jun KW	Jan - Dec KWH	Jan - Dec KVAR	Distribution 7/22 Prices	Distribution 8/23 Prices	Distribution % Difference
MGS-S Customer 998	1	39.40	165.92	93,200	-	\$ 1,446.26	\$ 1,519.91	5.09%
MGS-S Customer 999	1	52.21	233.57	121,545	-	\$ 1,829.90	\$ 1,923.37	5.11%
MGS-S Customer 1000	1	49.73	243.82	54,776	-	\$ 1,863.49	\$ 1,958.73	5.11%
MGS-S Customer 1001	3	25.53	65.01	105,490	-	\$ 1,042.16	\$ 1,094.55	5.03%
MGS-S Customer 1002	1	-	-	55,133	-	\$ 461.04	\$ 483.84	4.95%
MGS-S Customer 1003	3	228.90	1,298.40	332,700	-	\$ 7,869.12	\$ 8,274.47	5.15%
MGS-S Customer 1004	1	50.93	209.87	102,867	-	\$ 1,713.30	\$ 1,800.73	5.10%
MGS-S Customer 1005	1	28.84	147.57	67,337	-	\$ 1,302.88	\$ 1,369.17	5.09%
MGS-S Customer 1006	3	1.60	54.00	5,200	-	\$ 858.48	\$ 901.53	5.01%
MGS-S Customer 1007	3	108.56	340.56	111,360	-	\$ 2,776.02	\$ 2,917.79	5.11%
MGS-S Customer 1008	3	290.20	1,314.76	785,440	-	\$ 8,284.92	\$ 8,711.36	5.15%
MGS-S Customer 1009	3	44.92	177.40	66,440	-	\$ 1,669.01	\$ 1,753.81	5.08%
MGS-S Customer 1010	1	119.28	598.84	279,720	-	\$ 3,889.68	\$ 4,089.60	5.14%
MGS-S Customer 1011	1	38.19	224.04	60,227	-	\$ 1,708.06	\$ 1,795.32	5.11%
MGS-S Customer 1012	1	56.70	255.62	84,793	-	\$ 1,956.69	\$ 2,056.71	5.11%
MGS-S Customer 1013	1	48.66	151.62	48,563	-	\$ 1,431.59	\$ 1,504.40	5.09%
MGS-S Customer 1014	3	96.48	343.20	170,880	-	\$ 2,721.17	\$ 2,860.19	5.11%
MGS-S Customer 1015	3	-	875.10	191,400	-	\$ 4,643.08	\$ 4,882.75	5.16%
MGS-S Customer 1016	3	44.03	359.19	118,398	-	\$ 2,503.94	\$ 2,632.12	5.12%
MGS-S Customer 1017	3	-	-	69,857	-	\$ 600.12	\$ 629.76	4.94%
MGS-S Customer 1018	1	48.28	228.68	101,346	-	\$ 1,785.50	\$ 1,876.70	5.11%
MGS-S Customer 1019	3	21.77	126.93	96,222	-	\$ 1,307.36	\$ 1,373.56	5.06%
MGS-S Customer 1020	3	456.96	1,173.96	187,560	-	\$ 8,559.94	\$ 8,999.28	5.13%
MGS-S Customer 1021	3	255.00	1,278.00	775,200	-	\$ 7,919.73	\$ 8,327.49	5.15%
MGS-S Customer 1022	3	34.41	167.43	68,228	-	\$ 1,564.62	\$ 1,644.08	5.08%
MGS-S Customer 1023	1	45.12	172.02	59,335	-	\$ 1,506.19	\$ 1,582.91	5.09%
MGS-S Customer 1024	1	66.53	299.21	112,243	-	\$ 2,212.63	\$ 2,325.87	5.12%
MGS-S Customer 1025	1	83.74	361.11	151,189	-	\$ 2,594.13	\$ 2,727.04	5.12%
MGS-S Customer 1026	3	-	271.09	73,592	-	\$ 1,852.56	\$ 1,947.26	5.11%
MGS-S Customer 1027	3	47.24	224.24	86,160	-	\$ 1,898.29	\$ 1,994.98	5.09%
MGS-S Customer 1028	3	-	-	5,360	-	\$ 600.12	\$ 629.76	4.94%
MGS-S Customer 1029	1	218.88	1,014.16	360,240	-	\$ 6,361.24	\$ 6,688.73	5.15%
MGS-S Customer 1030	1	55.03	203.45	100,031	-	\$ 1,706.40	\$ 1,793.43	5.10%
MGS-S Customer 1031	1	105.55	509.20	234,166	-	\$ 3,399.35	\$ 3,573.91	5.14%
MGS-S Customer 1032	3	743.10	3,140.70	1,715,700	-	\$ 19,234.36	\$ 20,225.84	5.15%
MGS-S Customer 1033	3	113.33	611.56	218,015	-	\$ 4,054.51	\$ 4,262.66	5.13%
MGS-S Customer 1034	1	12.69	107.98	54,664	-	\$ 1,030.34	\$ 1,082.61	5.07%
MGS-S Customer 1035	1	89.12	166.80	85,840	-	\$ 1,726.27	\$ 1,814.06	5.09%
MGS-S Customer 1036	1	48.96	106.16	30,320	-	\$ 1,223.23	\$ 1,285.21	5.07%
MGS-S Customer 1037	1	87.52	184.84	75,331	-	\$ 1,800.74	\$ 1,892.40	5.09%

Internal Use

Customer	Phase	Jul - Aug KW	Sept - Jun KW	Jan - Dec KWH	Jan - Dec KVAR	Distribution 7/22 Prices	Distribution 8/23 Prices	Distribution % Difference
MGS-S Customer 1038	1	77.57	222.57	84,316	-	\$ 1,919.83	\$ 2,017.76	5.10%
MGS-S Customer 1039	1	137.24	457.44	250,755	-	\$ 3,336.09	\$ 3,507.11	5.13%
MGS-S Customer 1040	1	121.61	489.91	197,979	-	\$ 3,399.36	\$ 3,573.79	5.13%
MGS-S Customer 1041	1	114.72	434.02	225,000	-	\$ 3,102.91	\$ 3,261.99	5.13%
MGS-S Customer 1042	3	74.04	381.60	122,880	-	\$ 2,774.03	\$ 2,915.99	5.12%
MGS-S Customer 1043	3	6.92	143.36	65,480	-	\$ 1,300.85	\$ 1,366.83	5.07%
MGS-S Customer 1044	3	23.60	82.40	17,440	-	\$ 1,111.79	\$ 1,167.81	5.04%
MGS-S Customer 1045	3	10.32	77.52	36,240	-	\$ 1,015.54	\$ 1,066.67	5.03%
MGS-S Customer 1046	3	325.44	1,558.68	437,760	-	\$ 9,607.41	\$ 10,102.26	5.15%
MGS-S Customer 1047	3	35.24	231.84	43,760	119.98	\$ 2,070.77	\$ 2,165.92	4.59%
MGS-S Customer 1048	3	650.00	2,347.20	870,400	-	\$ 15,051.68	\$ 15,826.65	5.15%
MGS-S Customer 1049	1	51.21	174.31	93,963	-	\$ 1,550.57	\$ 1,629.54	5.09%
MGS-S Customer 1050	3	72.40	301.80	135,200	-	\$ 2,396.26	\$ 2,518.60	5.11%
MGS-S Customer 1051	3	-	68.12	110,181	-	\$ 914.83	\$ 960.82	5.03%
MGS-S Customer 1052	1	81.84	367.12	153,320	-	\$ 2,611.35	\$ 2,745.17	5.12%
MGS-S Customer 1053	1	82.39	330.92	120,035	-	\$ 2,447.15	\$ 2,572.44	5.12%
MGS-S Customer 1054	3	-	7.16	600	-	\$ 633.20	\$ 664.56	4.95%
MGS-S Customer 1055	1	43.20	209.68	111,280	-	\$ 1,669.52	\$ 1,754.74	5.10%
MGS-S Customer 1056	1	-	-	52,881	-	\$ 461.04	\$ 483.84	4.95%
MGS-S Customer 1057	1	34.83	180.51	77,855	-	\$ 1,488.30	\$ 1,564.18	5.10%
MGS-S Customer 1058	1	15.16	162.17	49,955	-	\$ 1,294.40	\$ 1,360.37	5.10%
MGS-S Customer 1059	1	43.94	185.93	89,336	-	\$ 1,563.90	\$ 1,643.63	5.10%
MGS-S Customer 1060	3	-	-	92,093	-	\$ 600.12	\$ 629.76	4.94%
MGS-S Customer 1061	1	180.32	806.08	394,400	-	\$ 5,185.91	\$ 5,452.65	5.14%
MGS-S Customer 1062	3	12.39	113.52	51,847	-	\$ 1,193.35	\$ 1,253.70	5.06%
MGS-S Customer 1063	1	75.02	313.48	151,994	-	\$ 2,325.68	\$ 2,444.72	5.12%
MGS-S Customer 1064	3	38.37	169.61	72,316	-	\$ 1,596.67	\$ 1,677.76	5.08%
MGS-S Customer 1065	1	127.76	577.14	260,426	-	\$ 3,836.49	\$ 4,033.58	5.14%
MGS-S Customer 1066	3	47.05	227.96	67,534	-	\$ 1,914.42	\$ 2,011.95	5.09%
MGS-S Customer 1067	3	-	-	-	-	\$ 600.12	\$ 629.76	4.94%
MGS-S Customer 1068	3	33.68	200.24	37,680	-	\$ 1,712.15	\$ 1,799.28	5.09%
MGS-S Customer 1069	1	91.53	409.18	187,124	-	\$ 2,859.44	\$ 3,006.07	5.13%
MGS-S Customer 1070	3	40.04	139.24	49,520	-	\$ 1,465.63	\$ 1,539.90	5.07%
MGS-S Customer 1071	1	76.80	359.92	216,751	-	\$ 2,550.11	\$ 2,680.80	5.12%
MGS-S Customer 1072	3	124.62	591.24	331,095	-	\$ 4,023.29	\$ 4,229.72	5.13%
MGS-S Customer 1073	3	42.40	193.28	41,008	8.08	\$ 1,742.13	\$ 1,830.03	5.05%
MGS-S Customer 1074	1	50.49	280.37	135,344	-	\$ 2,036.57	\$ 2,140.79	5.12%
MGS-S Customer 1075	3	292.08	1,290.48	634,320	-	\$ 8,183.18	\$ 8,604.32	5.15%
MGS-S Customer 1076	1	67.08	297.05	137,428	-	\$ 2,205.71	\$ 2,318.58	5.12%
MGS-S Customer 1077	3	69.68	251.44	105,040	-	\$ 2,148.50	\$ 2,257.99	5.10%

Internal Use

Customer	Phase	Jul - Aug KW	Sept - Jun KW	Jan - Dec KWH	Jan - Dec KVAR	Distribution 7/22 Prices	Distribution 8/23 Prices	Distribution % Difference
MGS-S Customer 1078	3	78.69	262.45	116,969	-	\$ 2,249.37	\$ 2,364.03	5.10%
MGS-S Customer 1079	3	40.08	109.88	35,160	-	\$ 1,330.21	\$ 1,397.44	5.05%
MGS-S Customer 1080	3	51.28	164.88	55,680	-	\$ 1,646.47	\$ 1,730.04	5.08%
MGS-S Customer 1081	3	53.44	195.76	74,000	-	\$ 1,801.12	\$ 1,892.71	5.09%
MGS-S Customer 1082	1	37.36	445.60	37,280	-	\$ 2,727.06	\$ 2,867.26	5.14%
MGS-S Customer 1083	1	61.93	354.50	140,495	-	\$ 2,442.54	\$ 2,567.76	5.13%
MGS-S Customer 1084	3	115.68	410.08	149,200	-	\$ 3,136.71	\$ 3,297.16	5.12%
MGS-S Customer 1085	1	47.20	208.55	79,031	-	\$ 1,686.50	\$ 1,772.57	5.10%
MGS-S Customer 1086	3	95.07	463.99	291,578	-	\$ 3,271.39	\$ 3,439.01	5.12%
MGS-S Customer 1087	1	138.00	555.60	317,840	-	\$ 3,793.81	\$ 3,988.60	5.13%
MGS-S Customer 1088	3	139.88	566.62	281,954	-	\$ 3,994.24	\$ 4,199.03	5.13%
MGS-S Customer 1089	1	54.91	266.83	154,820	-	\$ 1,998.55	\$ 2,100.76	5.11%
MGS-S Customer 1090	1	85.43	364.58	204,387	-	\$ 2,619.54	\$ 2,753.76	5.12%
MGS-S Customer 1091	1	70.79	324.74	119,415	-	\$ 2,354.22	\$ 2,474.78	5.12%
MGS-S Customer 1092	1	79.93	148.22	118,011	-	\$ 1,589.43	\$ 1,670.18	5.08%
MGS-S Customer 1093	3	56.48	201.20	92,400	-	\$ 1,843.13	\$ 1,936.87	5.09%
MGS-S Customer 1094	3	33.20	178.80	14,720	43.68	\$ 1,684.69	\$ 1,766.54	4.86%
MGS-S Customer 1095	1	55.78	144.04	90,805	-	\$ 1,436.08	\$ 1,509.07	5.08%
MGS-S Customer 1096	3	132.37	497.42	185,341	-	\$ 3,632.85	\$ 3,818.94	5.12%
MGS-S Customer 1097	3	103.06	351.91	173,820	-	\$ 2,797.93	\$ 2,940.88	5.11%
MGS-S Customer 1098	3	43.52	258.64	61,640	-	\$ 2,036.57	\$ 2,140.47	5.10%
MGS-S Customer 1099	3	155.79	730.61	287,349	-	\$ 4,840.17	\$ 5,088.78	5.14%
MGS-S Customer 1100	1	47.79	238.06	104,357	-	\$ 1,826.11	\$ 1,919.43	5.11%
MGS-S Customer 1101	3	44.17	218.06	77,539	-	\$ 1,852.70	\$ 1,947.04	5.09%
MGS-S Customer 1102	3	10.80	54.60	39,000	103.90	\$ 1,088.94	\$ 1,134.71	4.20%
MGS-S Customer 1103	3	41.82	15.27	142,449	-	\$ 902.77	\$ 947.78	4.99%
MGS-S Customer 1104	1	114.30	495.32	247,930	-	\$ 3,383.78	\$ 3,557.46	5.13%
MGS-S Customer 1105	1	71.81	333.75	142,687	-	\$ 2,401.51	\$ 2,524.52	5.12%
MGS-S Customer 1106	3	316.08	931.20	462,560	1.52	\$ 6,659.09	\$ 7,000.72	5.13%
MGS-S Customer 1107	3	132.68	250.56	68,840	-	\$ 2,494.08	\$ 2,621.01	5.09%
MGS-S Customer 1108	1	128.48	581.39	301,511	-	\$ 3,860.13	\$ 4,058.43	5.14%
MGS-S Customer 1109	1	60.36	249.65	82,376	-	\$ 1,949.42	\$ 2,049.04	5.11%
MGS-S Customer 1110	3	42.23	152.04	73,171	-	\$ 1,536.92	\$ 1,614.88	5.07%
MGS-S Customer 1111	3	58.00	260.64	68,840	-	\$ 2,126.18	\$ 2,234.61	5.10%
MGS-S Customer 1112	1	-	350.28	81,779	-	\$ 2,079.33	\$ 2,186.20	5.14%
MGS-S Customer 1113	1	56.66	232.16	48,519	-	\$ 1,848.08	\$ 1,942.47	5.11%
MGS-S Customer 1114	1	41.08	227.49	104,798	-	\$ 1,740.04	\$ 1,828.94	5.11%
MGS-S Customer 1115	1	71.16	199.64	191,053	-	\$ 1,778.31	\$ 1,868.95	5.10%
MGS-S Customer 1116	3	48.80	703.72	206,680	-	\$ 4,122.15	\$ 4,334.34	5.15%
MGS-S Customer 1117	3	300.96	1,035.68	488,000	434.80	\$ 7,794.45	\$ 8,156.92	4.65%

Internal Use

Customer	Phase	Jul - Aug KW	Sept - Jun KW	Jan - Dec KWH	Jan - Dec KVAR	Distribution 7/22 Prices	Distribution 8/23 Prices	Distribution % Difference
MGS-S Customer 1118	3	59.50	226.81	81,809	-	\$ 1,978.21	\$ 2,078.94	5.09%
MGS-S Customer 1119	1	-	58.40	124,540	-	\$ 730.85	\$ 767.66	5.04%
MGS-S Customer 1120	3	83.84	382.40	214,720	-	\$ 2,832.12	\$ 2,977.01	5.12%
MGS-S Customer 1121	3	62.00	237.64	117,200	-	\$ 2,042.12	\$ 2,146.15	5.09%
MGS-S Customer 1122	1	62.22	279.96	116,290	-	\$ 2,099.78	\$ 2,207.19	5.12%
MGS-S Customer 1123	3	156.20	690.60	342,600	-	\$ 4,657.60	\$ 4,896.72	5.13%
MGS-S Customer 1124	3	242.80	643.84	76,800	120.24	\$ 5,126.61	\$ 5,378.75	4.92%
MGS-S Customer 1125	3	83.49	342.68	95,815	-	\$ 2,646.67	\$ 2,781.93	5.11%
MGS-S Customer 1126	3	-	-	87,582	-	\$ 600.12	\$ 629.76	4.94%
MGS-S Customer 1127	1	-	76.74	115,402	-	\$ 815.58	\$ 856.80	5.05%
MGS-S Customer 1128	3	46.75	201.56	71,732	-	\$ 1,790.79	\$ 1,881.89	5.09%
MGS-S Customer 1129	1	48.74	181.00	82,932	-	\$ 1,567.77	\$ 1,647.65	5.10%
MGS-S Customer 1130	1	91.56	585.24	255,000	-	\$ 3,673.01	\$ 3,861.90	5.14%
MGS-S Customer 1131	1	54.48	244.44	103,800	-	\$ 1,892.72	\$ 1,989.44	5.11%
MGS-S Customer 1132	3	141.20	434.80	222,000	-	\$ 3,392.56	\$ 3,566.08	5.11%
MGS-S Customer 1133	1	54.24	293.87	130,323	-	\$ 2,119.75	\$ 2,228.27	5.12%
MGS-S Customer 1134	1	-	69.68	78,880	-	\$ 782.96	\$ 822.48	5.05%
MGS-S Customer 1135	1	46.56	178.00	62,080	-	\$ 1,541.81	\$ 1,620.36	5.09%
MGS-S Customer 1136	3	113.36	418.24	226,640	-	\$ 3,161.54	\$ 3,323.30	5.12%
MGS-S Customer 1137	3	68.96	265.91	117,210	-	\$ 2,211.35	\$ 2,324.12	5.10%
MGS-S Customer 1138	3	-	-	-	-	\$ 600.12	\$ 629.76	4.94%
MGS-S Customer 1139	3	-	40.96	13,440	-	\$ 789.36	\$ 828.83	5.00%
MGS-S Customer 1140	1	229.95	1,049.14	442,880	-	\$ 6,584.29	\$ 6,923.27	5.15%
MGS-S Customer 1141	3	238.60	549.56	8,840	-	\$ 4,463.32	\$ 4,691.66	5.12%
MGS-S Customer 1142	3	108.80	478.24	196,640	-	\$ 3,413.43	\$ 3,588.31	5.12%
MGS-S Customer 1143	1	46.22	219.55	91,980	-	\$ 1,731.88	\$ 1,820.32	5.11%
MGS-S Customer 1144	1	83.93	222.66	87,419	-	\$ 1,955.54	\$ 2,055.28	5.10%
MGS-S Customer 1145	3	404.20	1,614.16	509,400	-	\$ 10,300.85	\$ 10,831.06	5.15%
MGS-S Customer 1146	1	194.16	955.52	447,200	-	\$ 5,953.13	\$ 6,259.62	5.15%
MGS-S Customer 1147	1	44.80	175.85	91,994	-	\$ 1,522.11	\$ 1,599.66	5.09%
MGS-S Customer 1148	1	121.36	605.68	317,440	-	\$ 3,932.83	\$ 4,134.97	5.14%
MGS-S Customer 1149	1	85.43	386.75	184,411	-	\$ 2,721.96	\$ 2,861.50	5.13%
MGS-S Customer 1150	1	80.79	341.80	180,756	-	\$ 2,488.54	\$ 2,615.99	5.12%
MGS-S Customer 1151	3	47.37	197.38	106,613	-	\$ 1,774.92	\$ 1,865.19	5.09%
MGS-S Customer 1152	1	-	172.92	142,560	-	\$ 1,259.93	\$ 1,324.23	5.10%
MGS-S Customer 1153	3	55.96	273.80	77,280	-	\$ 2,175.65	\$ 2,286.67	5.10%
MGS-S Customer 1154	3	214.20	843.00	321,900	-	\$ 5,683.59	\$ 5,975.53	5.14%
MGS-S Customer 1155	3	159.52	725.92	274,880	-	\$ 4,839.21	\$ 5,087.73	5.14%
MGS-S Customer 1156	1	-	33.00	101,628	-	\$ 613.50	\$ 644.22	5.01%
MGS-S Customer 1157	3	30.78	362.44	85,459	-	\$ 2,445.42	\$ 2,570.67	5.12%

Internal Use

Customer	Phase	Jul - Aug KW	Sept - Jun KW	Jan - Dec KWH	Jan - Dec KVAR	Distribution 7/22 Prices	Distribution 8/23 Prices	Distribution % Difference
MGS-S Customer 1158	3	42.96	179.88	118,000	-	\$ 1,669.59	\$ 1,754.43	5.08%
MGS-S Customer 1159	3	91.44	333.28	170,880	183.24	\$ 2,958.87	\$ 3,094.10	4.57%
MGS-S Customer 1160	3	48.79	252.73	112,438	-	\$ 2,038.52	\$ 2,142.47	5.10%
MGS-S Customer 1161	1	96.64	270.07	173,415	-	\$ 2,245.12	\$ 2,359.79	5.11%
MGS-S Customer 1162	3	39.86	139.89	49,017	-	\$ 1,467.63	\$ 1,542.01	5.07%
MGS-S Customer 1163	1	66.82	259.09	113,686	-	\$ 2,028.89	\$ 2,132.58	5.11%
MGS-S Customer 1164	1	70.82	289.40	127,851	-	\$ 2,191.12	\$ 2,303.20	5.12%
MGS-S Customer 1165	1	51.49	181.86	67,895	-	\$ 1,587.00	\$ 1,667.87	5.10%
MGS-S Customer 1166	3	10.38	59.35	29,856	-	\$ 931.93	\$ 978.72	5.02%
MGS-S Customer 1167	3	146.56	528.11	205,380	-	\$ 3,853.40	\$ 4,050.82	5.12%
MGS-S Customer 1168	1	-	-	1,351	-	\$ 461.04	\$ 483.84	4.95%
MGS-S Customer 1169	1	40.24	165.38	57,211	-	\$ 1,448.43	\$ 1,522.19	5.09%
MGS-S Customer 1170	3	104.94	389.73	182,507	-	\$ 2,983.09	\$ 3,135.65	5.11%
MGS-S Customer 1171	1	26.74	263.42	94,259	-	\$ 1,826.45	\$ 1,919.96	5.12%
MGS-S Customer 1172	3	167.88	486.36	144,000	-	\$ 3,778.84	\$ 3,972.21	5.12%
MGS-S Customer 1173	1	-	1.86	377	-	\$ 469.63	\$ 492.88	4.95%
MGS-S Customer 1174	1	70.05	215.34	128,024	-	\$ 1,844.69	\$ 1,938.78	5.10%
MGS-S Customer 1175	1	79.84	231.48	122,823	-	\$ 1,973.59	\$ 2,074.30	5.10%
MGS-S Customer 1176	3	103.12	513.20	158,280	-	\$ 3,543.42	\$ 3,725.10	5.13%
MGS-S Customer 1177	3	77.62	330.76	142,043	-	\$ 2,559.02	\$ 2,689.78	5.11%
MGS-S Customer 1178	3	-	123.31	125,929	-	\$ 1,169.81	\$ 1,229.05	5.06%
MGS-S Customer 1179	3	35.28	193.40	80,080	-	\$ 1,689.43	\$ 1,775.37	5.09%
MGS-S Customer 1180	1	53.44	238.64	71,000	-	\$ 1,860.15	\$ 1,955.19	5.11%
MGS-S Customer 1181	3	-	-	-	-	\$ 600.12	\$ 629.76	4.94%
MGS-S Customer 1182	1	26.02	53.80	31,332	-	\$ 854.01	\$ 897.00	5.03%
MGS-S Customer 1183	1	8.65	96.80	45,902	-	\$ 956.26	\$ 1,004.72	5.07%
MGS-S Customer 1184	3	4.24	144.08	41,440	0.44	\$ 1,290.05	\$ 1,355.46	5.07%
MGS-S Customer 1185	1	81.96	316.36	170,320	-	\$ 2,377.50	\$ 2,499.18	5.12%
MGS-S Customer 1186	1	-	-	41,094	-	\$ 461.04	\$ 483.84	4.95%
MGS-S Customer 1187	1	105.83	493.14	231,079	-	\$ 3,326.70	\$ 3,497.49	5.13%
MGS-S Customer 1188	1	48.48	170.80	-	-	\$ 1,519.20	\$ 1,596.57	5.09%
MGS-S Customer 1189	1	80.40	331.60	23,120	-	\$ 2,439.25	\$ 2,564.15	5.12%
MGS-S Customer 1190	3	197.28	705.36	268,320	-	\$ 4,953.79	\$ 5,207.95	5.13%
MGS-S Customer 1191	3	-	87.00	12,000	29.60	\$ 1,052.38	\$ 1,102.90	4.80%
MGS-S Customer 1192	1	37.48	106.10	60,289	-	\$ 1,159.24	\$ 1,217.99	5.07%
MGS-S Customer 1193	3	-	181.40	38,280	75.62	\$ 1,566.74	\$ 1,639.92	4.67%
MGS-S Customer 1194	1	67.25	206.53	101,859	-	\$ 1,788.45	\$ 1,879.64	5.10%
MGS-S Customer 1195	3	237.36	768.40	361,840	-	\$ 5,467.48	\$ 5,747.99	5.13%
MGS-S Customer 1196	3	2.20	180.04	40,080	-	\$ 1,444.11	\$ 1,517.58	5.09%
MGS-S Customer 1197	1	60.05	289.04	97,776	-	\$ 2,129.68	\$ 2,238.67	5.12%

Internal Use

Customer	Phase	Jul - Aug KW	Sept - Jun KW	Jan - Dec KWH	Jan - Dec KVAR	Distribution 7/22 Prices	Distribution 8/23 Prices	Distribution % Difference
MGS-S Customer 1198	3	46.00	234.72	112,720	-	\$ 1,939.83	\$ 2,038.68	5.10%
MGS-S Customer 1199	3	45.77	169.89	87,359	-	\$ 1,639.04	\$ 1,722.26	5.08%
MGS-S Customer 1200	1	116.42	497.51	193,801	-	\$ 3,405.67	\$ 3,580.47	5.13%
MGS-S Customer 1201	1	99.01	390.15	178,381	-	\$ 2,813.04	\$ 2,957.20	5.12%
MGS-S Customer 1202	1	28.28	123.12	67,209	-	\$ 1,186.81	\$ 1,247.08	5.08%
MGS-S Customer 1203	3	54.87	225.51	105,175	-	\$ 1,946.50	\$ 2,045.63	5.09%
MGS-S Customer 1204	1	46.05	185.58	94,749	-	\$ 1,574.00	\$ 1,654.23	5.10%
MGS-S Customer 1205	3	174.18	784.77	394,329	-	\$ 5,192.46	\$ 5,459.21	5.14%
MGS-S Customer 1206	1	78.22	364.39	155,399	-	\$ 2,578.64	\$ 2,710.80	5.13%
MGS-S Customer 1207	1	-	-	101,143	-	\$ 461.04	\$ 483.84	4.95%
MGS-S Customer 1208	1	57.90	232.42	89,556	-	\$ 1,856.17	\$ 1,950.96	5.11%
MGS-S Customer 1209	3	305.20	939.20	407,800	-	\$ 6,633.08	\$ 6,973.59	5.13%
MGS-S Customer 1210	1	104.22	537.23	246,923	-	\$ 3,521.46	\$ 3,702.38	5.14%
MGS-S Customer 1211	1	54.80	272.27	124,763	-	\$ 2,023.07	\$ 2,126.56	5.12%
MGS-S Customer 1212	3	55.43	313.05	140,847	-	\$ 2,354.05	\$ 2,474.34	5.11%
MGS-S Customer 1213	1	25.72	98.75	144,297	-	\$ 1,060.01	\$ 1,113.71	5.07%
MGS-S Customer 1214	3	41.60	397.64	95,760	-	\$ 2,668.10	\$ 2,804.82	5.12%
MGS-S Customer 1215	3	498.80	1,268.80	750,600	-	\$ 9,230.32	\$ 9,704.13	5.13%
MGS-S Customer 1216	3	153.92	501.44	196,160	-	\$ 3,771.03	\$ 3,964.11	5.12%
MGS-S Customer 1217	1	70.68	208.38	93,040	-	\$ 1,816.03	\$ 1,908.63	5.10%
MGS-S Customer 1218	3	107.16	178.80	76,760	-	\$ 2,020.91	\$ 2,123.47	5.07%
MGS-S Customer 1219	3	153.36	619.04	319,160	-	\$ 4,311.23	\$ 4,532.38	5.13%
MGS-S Customer 1220	3	114.08	434.48	240,880	-	\$ 3,240.56	\$ 3,406.42	5.12%
MGS-S Customer 1221	3	58.24	279.52	97,280	-	\$ 2,214.73	\$ 2,327.77	5.10%
MGS-S Customer 1222	3	246.08	1,014.52	344,160	-	\$ 6,652.95	\$ 6,994.97	5.14%
MGS-S Customer 1223	3	12.74	73.75	13,880	-	\$ 1,011.55	\$ 1,062.46	5.03%
MGS-S Customer 1224	3	36.94	185.66	121,134	-	\$ 1,662.89	\$ 1,747.43	5.08%
MGS-S Customer 1225	3	57.44	208.48	99,010	-	\$ 1,882.09	\$ 1,977.85	5.09%
MGS-S Customer 1226	3	33.43	116.34	42,164	-	\$ 1,323.15	\$ 1,390.07	5.06%
MGS-S Customer 1227	3	44.07	275.77	124,799	-	\$ 2,118.77	\$ 2,226.93	5.10%
MGS-S Customer 1228	1	65.36	240.64	720	-	\$ 1,935.54	\$ 2,034.40	5.11%
MGS-S Customer 1229	1	55.60	216.64	13,920	-	\$ 1,770.50	\$ 1,860.86	5.10%
MGS-S Customer 1230	3	47.98	128.05	49,028	-	\$ 1,458.00	\$ 1,531.81	5.06%
MGS-S Customer 1231	3	124.50	294.60	77,100	0.30	\$ 2,652.66	\$ 2,787.86	5.10%
MGS-S Customer 1232	3	165.44	598.32	282,400	24.28	\$ 4,323.83	\$ 4,543.39	5.08%
MGS-S Customer 1233	3	44.59	161.66	39,402	-	\$ 1,594.46	\$ 1,675.39	5.08%
MGS-S Customer 1234	3	76.26	245.37	85,257	-	\$ 2,156.97	\$ 2,266.85	5.09%
MGS-S Customer 1235	3	65.25	237.83	82,538	-	\$ 2,061.03	\$ 2,166.02	5.09%
MGS-S Customer 1236	1	47.76	151.93	52,157	-	\$ 1,428.02	\$ 1,500.66	5.09%
MGS-S Customer 1237	3	40.70	189.82	111,086	-	\$ 1,702.97	\$ 1,789.57	5.09%

Internal Use

Customer	Phase	Jul - Aug KW	Sept - Jun KW	Jan - Dec KWH	Jan - Dec KVAR	Distribution 7/22 Prices	Distribution 8/23 Prices	Distribution % Difference
MGS-S Customer 1238	3	62.96	331.76	170,640	-	\$ 2,482.28	\$ 2,609.17	5.11%
MGS-S Customer 1239	3	36.60	184.50	91,536	-	\$ 1,655.64	\$ 1,739.81	5.08%
MGS-S Customer 1240	3	74.00	304.96	161,840	-	\$ 2,419.74	\$ 2,543.29	5.11%
MGS-S Customer 1241	3	20.80	116.06	50,015	-	\$ 1,251.76	\$ 1,315.08	5.06%
MGS-S Customer 1242	3	62.63	333.24	152,813	-	\$ 2,487.29	\$ 2,614.44	5.11%
MGS-S Customer 1243	3	-	68.60	12,200	-	\$ 917.05	\$ 963.16	5.03%
MGS-S Customer 1244	3	332.64	1,072.48	458,400	-	\$ 7,401.13	\$ 7,781.30	5.14%
MGS-S Customer 1245	1	4.66	77.74	130,332	-	\$ 846.06	\$ 888.82	5.05%
MGS-S Customer 1246	3	244.56	464.24	223,760	-	\$ 4,102.22	\$ 4,311.75	5.11%
MGS-S Customer 1247	3	-	64.66	99,722	-	\$ 898.85	\$ 944.01	5.02%
MGS-S Customer 1248	3	428.04	1,694.04	575,520	-	\$ 10,802.21	\$ 11,358.27	5.15%
MGS-S Customer 1249	3	87.95	354.02	169,585	-	\$ 2,723.81	\$ 2,863.05	5.11%
MGS-S Customer 1250	1	5.12	344.60	143,720	-	\$ 2,081.51	\$ 2,188.45	5.14%
MGS-S Customer 1251	1	2.40	52.48	15,360	-	\$ 716.82	\$ 752.88	5.03%
MGS-S Customer 1252	1	42.90	269.35	110,433	-	\$ 1,943.53	\$ 2,042.99	5.12%
MGS-S Customer 1253	3	45.81	147.28	66,390	-	\$ 1,534.80	\$ 1,612.61	5.07%
MGS-S Customer 1254	3	42.18	144.50	34,480	-	\$ 1,501.81	\$ 1,577.94	5.07%
MGS-S Customer 1255	3	47.31	156.35	74,806	-	\$ 1,585.03	\$ 1,665.44	5.07%
MGS-S Customer 1256	1	-	72.77	125,330	-	\$ 797.24	\$ 837.50	5.05%
MGS-S Customer 1257	3	171.76	680.32	307,680	-	\$ 4,696.47	\$ 4,937.48	5.13%
MGS-S Customer 1258	3	168.08	468.95	284,480	10.69	\$ 3,717.68	\$ 3,906.93	5.09%
MGS-S Customer 1259	1	77.67	260.30	103,614	-	\$ 2,094.69	\$ 2,201.71	5.11%
MGS-S Customer 1260	1	45.22	204.04	83,473	-	\$ 1,654.68	\$ 1,739.11	5.10%
MGS-S Customer 1261	1	6.69	99.86	52,596	-	\$ 959.52	\$ 1,008.16	5.07%
MGS-S Customer 1262	1	142.88	631.84	295,520	-	\$ 4,173.12	\$ 4,387.57	5.14%
MGS-S Customer 1263	1	50.64	200.96	93,440	-	\$ 1,670.53	\$ 1,755.74	5.10%
MGS-S Customer 1264	1	56.92	196.79	116,910	-	\$ 1,686.12	\$ 1,772.08	5.10%
MGS-S Customer 1265	1	58.43	140.50	123,435	-	\$ 1,434.44	\$ 1,507.32	5.08%
MGS-S Customer 1266	1	-	86.68	90,737	-	\$ 861.50	\$ 905.10	5.06%
MGS-S Customer 1267	3	56.40	186.26	66,195	-	\$ 1,773.66	\$ 1,863.80	5.08%
MGS-S Customer 1268	1	10.78	135.22	62,159	-	\$ 1,145.59	\$ 1,203.86	5.09%
MGS-S Customer 1269	3	82.00	270.24	105,920	-	\$ 2,303.73	\$ 2,421.19	5.10%
MGS-S Customer 1270	1	-	20.12	5,465	-	\$ 553.99	\$ 581.62	4.99%
MGS-S Customer 1271	1	-	-	10,199	-	\$ 461.04	\$ 483.84	4.95%
MGS-S Customer 1272	1	51.80	224.30	64,116	-	\$ 1,784.80	\$ 1,875.93	5.11%
MGS-S Customer 1273	1	144.24	564.64	230,452	-	\$ 3,870.21	\$ 4,068.91	5.13%
MGS-S Customer 1274	3	36.32	190.84	7,760	365.58	\$ 2,304.86	\$ 2,390.47	3.71%
MGS-S Customer 1275	1	175.20	880.32	422,240	-	\$ 5,500.48	\$ 5,783.61	5.15%
MGS-S Customer 1276	3	2.06	30.10	1,639	-	\$ 750.62	\$ 788.06	4.99%
MGS-S Customer 1277	1	154.48	567.92	269,040	-	\$ 3,942.19	\$ 4,144.55	5.13%

Internal Use

Customer	Phase	Jul - Aug KW	Sept - Jun KW	Jan - Dec KWH	Jan - Dec KVAR	Distribution 7/22 Prices	Distribution 8/23 Prices	Distribution % Difference
MGS-S Customer 1278	1	131.05	567.80	256,719	-	\$ 3,811.60	\$ 4,007.37	5.14%
MGS-S Customer 1279	1	122.33	692.80	271,388	-	\$ 4,340.71	\$ 4,564.03	5.14%
MGS-S Customer 1280	3	544.20	1,797.90	1,055,400	-	\$ 11,926.73	\$ 12,540.24	5.14%
MGS-S Customer 1281	1	-	-	100,680	-	\$ 461.04	\$ 483.84	4.95%
MGS-S Customer 1282	1	160.41	723.35	306,210	-	\$ 4,693.19	\$ 4,934.51	5.14%
MGS-S Customer 1283	1	35.32	106.64	35,302	-	\$ 1,149.74	\$ 1,208.03	5.07%
MGS-S Customer 1284	1	204.64	984.80	497,840	-	\$ 6,146.57	\$ 6,463.02	5.15%
MGS-S Customer 1285	1	155.68	991.20	446,880	-	\$ 5,904.41	\$ 6,208.69	5.15%
MGS-S Customer 1286	3	29.32	140.16	23,400	61.50	\$ 1,514.94	\$ 1,586.42	4.72%
MGS-S Customer 1287	1	72.81	300.27	156,757	-	\$ 2,252.38	\$ 2,367.63	5.12%
MGS-S Customer 1288	3	56.39	208.64	69,103	-	\$ 1,877.00	\$ 1,972.50	5.09%
MGS-S Customer 1289	1	45.33	184.28	87,264	-	\$ 1,564.00	\$ 1,643.71	5.10%
MGS-S Customer 1290	3	10.04	141.11	24,026	-	\$ 1,307.77	\$ 1,374.09	5.07%
MGS-S Customer 1291	3	-	-	96,463	-	\$ 600.12	\$ 629.76	4.94%
MGS-S Customer 1292	3	47.16	192.08	49,600	-	\$ 1,749.27	\$ 1,838.21	5.08%
MGS-S Customer 1293	1	46.75	195.85	38,031	-	\$ 1,625.33	\$ 1,708.22	5.10%
MGS-S Customer 1294	3	177.72	572.52	223,200	-	\$ 4,231.51	\$ 4,448.31	5.12%
MGS-S Customer 1295	1	195.20	861.60	429,680	-	\$ 5,524.99	\$ 5,809.23	5.14%
MGS-S Customer 1296	1	58.72	226.00	106,880	-	\$ 1,831.06	\$ 1,924.54	5.11%
MGS-S Customer 1297	3	178.92	614.28	264,480	-	\$ 4,431.10	\$ 4,658.26	5.13%
MGS-S Customer 1298	3	62.91	180.72	221,042	-	\$ 1,784.20	\$ 1,874.82	5.08%
MGS-S Customer 1299	3	-	38.28	11,321	-	\$ 776.97	\$ 815.80	5.00%
MGS-S Customer 1300	3	89.93	418.46	199,450	-	\$ 3,032.52	\$ 3,187.77	5.12%
MGS-S Customer 1301	1	53.20	244.33	140,071	-	\$ 1,885.10	\$ 1,981.44	5.11%
MGS-S Customer 1302	1	-	34.97	13,678	-	\$ 622.60	\$ 653.79	5.01%
MGS-S Customer 1303	1	49.70	263.12	140,083	-	\$ 1,952.49	\$ 2,052.35	5.11%
MGS-S Customer 1304	1	45.72	193.34	87,966	-	\$ 1,608.02	\$ 1,690.02	5.10%
MGS-S Customer 1305	1	2.01	13.96	173,200	-	\$ 536.69	\$ 563.40	4.98%
MGS-S Customer 1306	3	71.31	141.41	77,636	-	\$ 1,649.20	\$ 1,732.75	5.07%
MGS-S Customer 1307	3	133.92	346.48	71,560	125.40	\$ 3,157.29	\$ 3,307.59	4.76%
MGS-S Customer 1308	1	115.20	87.12	46,720	-	\$ 1,502.89	\$ 1,578.86	5.05%
MGS-S Customer 1309	1	64.40	73.52	34,240	-	\$ 1,158.12	\$ 1,216.60	5.05%
MGS-S Customer 1310	1	69.30	63.91	38,221	-	\$ 1,140.92	\$ 1,198.46	5.04%
MGS-S Customer 1311	1	85.76	115.76	49,520	-	\$ 1,471.82	\$ 1,546.41	5.07%
MGS-S Customer 1312	3	160.08	326.40	135,840	321.00	\$ 3,542.23	\$ 3,695.03	4.31%
MGS-S Customer 1313	3	247.44	926.64	312,480	76.80	\$ 6,385.05	\$ 6,706.37	5.03%
MGS-S Customer 1314	1	65.04	98.88	34,720	-	\$ 1,278.84	\$ 1,343.58	5.06%
MGS-S Customer 1315	1	70.28	116.12	36,400	-	\$ 1,387.57	\$ 1,457.92	5.07%
MGS-S Customer 1316	1	65.28	116.56	50,400	-	\$ 1,361.85	\$ 1,430.90	5.07%
MGS-S Customer 1317	1	81.28	121.36	44,160	-	\$ 1,472.83	\$ 1,547.51	5.07%

Internal Use

Customer	Phase	Jul - Aug KW	Sept - Jun KW	Jan - Dec KWH	Jan - Dec KVAR	Distribution 7/22 Prices	Distribution 8/23 Prices	Distribution % Difference
MGS-S Customer 1318	1	26.72	48.00	16,240	-	\$ 831.10	\$ 872.90	5.03%
MGS-S Customer 1319	1	41.01	79.62	23,132	-	\$ 1,056.49	\$ 1,109.88	5.05%
MGS-S Customer 1320	1	45.54	178.37	57,784	-	\$ 1,537.86	\$ 1,616.22	5.10%
MGS-S Customer 1321	1	5.60	253.84	117,440	-	\$ 1,664.86	\$ 1,750.15	5.12%
MGS-S Customer 1322	1	44.62	177.84	74,241	-	\$ 1,530.30	\$ 1,608.28	5.10%
MGS-S Customer 1323	3	108.43	466.08	185,241	-	\$ 3,355.20	\$ 3,527.06	5.12%
MGS-S Customer 1324	1	0.08	52.19	38,295	-	\$ 702.60	\$ 737.95	5.03%
MGS-S Customer 1325	1	54.47	232.64	85,151	-	\$ 1,838.15	\$ 1,932.03	5.11%
MGS-S Customer 1326	3	87.84	376.32	132,720	-	\$ 2,826.23	\$ 2,970.78	5.11%
MGS-S Customer 1327	1	-	3.06	458	-	\$ 475.18	\$ 498.71	4.95%
MGS-S Customer 1328	3	5.58	85.57	36,783	-	\$ 1,026.42	\$ 1,078.16	5.04%
MGS-S Customer 1329	3	56.01	241.31	115,562	-	\$ 2,025.83	\$ 2,129.06	5.10%
MGS-S Customer 1330	3	2.56	268.16	11,520	256.16	\$ 2,288.70	\$ 2,383.41	4.14%
MGS-S Customer 1331	1	-	84.88	106,675	-	\$ 853.19	\$ 896.36	5.06%
MGS-S Customer 1332	3	9.36	88.08	56,640	-	\$ 1,059.00	\$ 1,112.40	5.04%
MGS-S Customer 1333	3	501.12	1,759.80	990,600	487.86	\$ 12,340.97	\$ 12,933.28	4.80%
MGS-S Customer 1334	1	92.15	527.16	260,638	-	\$ 3,407.95	\$ 3,583.07	5.14%
MGS-S Customer 1335	1	38.74	341.03	121,972	-	\$ 2,251.61	\$ 2,367.10	5.13%
MGS-S Customer 1336	3	-	-	80,560	-	\$ 600.12	\$ 629.76	4.94%
MGS-S Customer 1337	3	39.20	268.00	86,240	8.08	\$ 2,069.58	\$ 2,174.51	5.07%
MGS-S Customer 1338	1	30.93	149.44	56,107	-	\$ 1,323.11	\$ 1,390.44	5.09%
MGS-S Customer 1339	1	223.04	930.44	326,280	-	\$ 5,997.54	\$ 6,306.10	5.14%
MGS-S Customer 1340	3	57.76	263.76	64,000	-	\$ 2,139.26	\$ 2,248.37	5.10%
MGS-S Customer 1341	1	66.66	218.52	77,667	-	\$ 1,840.57	\$ 1,934.48	5.10%
MGS-S Customer 1342	1	63.72	327.68	126,052	-	\$ 2,328.57	\$ 2,447.85	5.12%
MGS-S Customer 1343	1	51.00	521.14	203,116	-	\$ 3,151.76	\$ 3,313.91	5.14%
MGS-S Customer 1344	1	40.28	153.96	34,920	-	\$ 1,395.89	\$ 1,466.92	5.09%
MGS-S Customer 1345	3	35.24	191.92	4,600	152.38	\$ 1,941.42	\$ 2,026.99	4.41%
MGS-S Customer 1346	1	81.76	306.24	86,320	-	\$ 2,329.64	\$ 2,448.83	5.12%
MGS-S Customer 1347	1	70.22	292.82	136,910	-	\$ 2,203.59	\$ 2,316.33	5.12%
MGS-S Customer 1348	1	204.00	1,040.56	724,960	-	\$ 6,400.63	\$ 6,730.28	5.15%
MGS-S Customer 1349	1	98.16	340.00	201,200	-	\$ 2,576.63	\$ 2,708.51	5.12%
MGS-S Customer 1350	3	45.91	170.06	56,101	-	\$ 1,640.60	\$ 1,723.91	5.08%
MGS-S Customer 1351	3	149.76	703.60	186,320	49.44	\$ 4,765.97	\$ 5,006.40	5.04%
MGS-S Customer 1352	3	37.15	160.80	80,928	-	\$ 1,549.20	\$ 1,627.83	5.08%
MGS-S Customer 1353	1	48.98	199.71	106,613	-	\$ 1,655.54	\$ 1,739.98	5.10%
MGS-S Customer 1354	3	175.60	721.10	181,200	-	\$ 4,906.18	\$ 5,158.05	5.13%
MGS-S Customer 1355	1	62.96	324.12	130,280	-	\$ 2,307.90	\$ 2,426.12	5.12%
MGS-S Customer 1356	3	-	0.52	120	-	\$ 602.52	\$ 632.29	4.94%
MGS-S Customer 1357	3	62.72	238.24	87,320	-	\$ 2,048.88	\$ 2,153.26	5.09%

Internal Use

Customer	Phase	Jul - Aug KW	Sept - Jun KW	Jan - Dec KWH	Jan - Dec KVAR	Distribution 7/22 Prices	Distribution 8/23 Prices	Distribution % Difference
MGS-S Customer 1358	3	31.20	130.42	93,228	-	\$ 1,375.82	\$ 1,445.50	5.06%
MGS-S Customer 1359	3	33.84	131.86	50,429	-	\$ 1,397.13	\$ 1,467.89	5.06%
MGS-S Customer 1360	1	80.56	371.92	166,080	-	\$ 2,626.42	\$ 2,761.04	5.13%
MGS-S Customer 1361	3	81.93	329.50	131,615	-	\$ 2,577.12	\$ 2,708.78	5.11%
MGS-S Customer 1362	1	103.60	452.24	221,624	-	\$ 3,125.37	\$ 3,285.71	5.13%
MGS-S Customer 1363	1	54.17	246.86	117,470	-	\$ 1,902.18	\$ 1,999.39	5.11%
MGS-S Customer 1364	1	26.70	138.37	72,030	-	\$ 1,248.49	\$ 1,311.98	5.09%
MGS-S Customer 1365	3	19.64	183.60	67,240	-	\$ 1,557.35	\$ 1,636.56	5.09%
MGS-S Customer 1366	1	45.56	192.79	90,972	-	\$ 1,604.59	\$ 1,686.41	5.10%
MGS-S Customer 1367	3	176.08	890.80	119,840	742.16	\$ 6,954.53	\$ 7,247.27	4.21%
MGS-S Customer 1368	3	87.20	229.84	69,400	83.60	\$ 2,288.06	\$ 2,397.28	4.77%
MGS-S Customer 1369	1	104.50	521.71	305,415	-	\$ 3,451.32	\$ 3,628.59	5.14%
MGS-S Customer 1370	1	102.34	467.20	193,677	-	\$ 3,187.49	\$ 3,351.07	5.13%
MGS-S Customer 1371	3	85.95	303.49	118,443	-	\$ 2,479.27	\$ 2,605.81	5.10%
MGS-S Customer 1372	1	17.46	208.45	10,904	-	\$ 1,520.98	\$ 1,598.70	5.11%
MGS-S Customer 1373	3	102.80	439.92	170,480	-	\$ 3,203.09	\$ 3,367.10	5.12%
MGS-S Customer 1374	3	83.19	291.51	97,030	-	\$ 2,408.60	\$ 2,531.50	5.10%
MGS-S Customer 1375	3	155.84	612.24	362,000	-	\$ 4,293.58	\$ 4,513.79	5.13%
MGS-S Customer 1376	3	86.92	191.40	100,440	-	\$ 1,966.79	\$ 2,066.71	5.08%
MGS-S Customer 1377	3	726.72	3,182.24	1,756,160	-	\$ 19,335.36	\$ 20,332.22	5.16%
MGS-S Customer 1378	3	83.50	324.30	163,100	778.50	\$ 3,885.26	\$ 4,016.11	3.37%
MGS-S Customer 1379	3	111.60	432.16	248,640	-	\$ 3,216.08	\$ 3,380.69	5.12%
MGS-S Customer 1380	1	50.72	235.48	100,840	-	\$ 1,830.45	\$ 1,923.97	5.11%
MGS-S Customer 1381	3	0.04	59.08	8,400	-	\$ 873.29	\$ 917.12	5.02%
MGS-S Customer 1382	3	-	100.56	240	-	\$ 1,064.71	\$ 1,118.48	5.05%
MGS-S Customer 1383	1	34.86	152.03	75,019	-	\$ 1,356.89	\$ 1,425.94	5.09%
MGS-S Customer 1384	3	95.28	322.80	174,240	-	\$ 2,620.26	\$ 2,754.05	5.11%
MGS-S Customer 1385	3	112.73	369.94	119,901	-	\$ 2,934.89	\$ 3,084.88	5.11%
MGS-S Customer 1386	1	75.73	338.57	166,788	-	\$ 2,445.53	\$ 2,570.80	5.12%
MGS-S Customer 1387	1	135.48	751.20	343,680	-	\$ 4,683.50	\$ 4,924.52	5.15%
MGS-S Customer 1388	1	73.05	249.97	84,291	-	\$ 2,021.33	\$ 2,124.58	5.11%
MGS-S Customer 1389	1	39.96	119.87	69,123	-	\$ 1,236.62	\$ 1,299.38	5.08%
MGS-S Customer 1390	1	45.63	132.38	53,657	-	\$ 1,325.88	\$ 1,393.23	5.08%
MGS-S Customer 1391	1	33.28	149.95	82,565	-	\$ 1,338.51	\$ 1,406.62	5.09%
MGS-S Customer 1392	3	57.04	273.36	41,360	-	\$ 2,179.62	\$ 2,290.83	5.10%
MGS-S Customer 1393	3	43.60	135.14	46,170	-	\$ 1,466.45	\$ 1,540.73	5.07%
MGS-S Customer 1394	1	52.58	332.85	126,028	-	\$ 2,290.63	\$ 2,408.03	5.13%
MGS-S Customer 1395	3	49.66	193.72	53,305	-	\$ 1,770.72	\$ 1,860.76	5.08%
MGS-S Customer 1396	3	17.28	105.12	77,160	-	\$ 1,181.68	\$ 1,241.39	5.05%
MGS-S Customer 1397	3	102.36	343.20	126,600	-	\$ 2,753.80	\$ 2,894.47	5.11%

Internal Use

Customer	Phase	Jul - Aug KW	Sept - Jun KW	Jan - Dec KWH	Jan - Dec KVAR	Distribution 7/22 Prices	Distribution 8/23 Prices	Distribution % Difference
MGS-S Customer 1398	1	46.77	177.18	74,789	-	\$ 1,539.19	\$ 1,617.60	5.09%
MGS-S Customer 1399	3	82.19	379.94	189,555	-	\$ 2,811.60	\$ 2,955.44	5.12%
MGS-S Customer 1400	3	103.80	356.96	198,543	-	\$ 2,825.37	\$ 2,969.74	5.11%
MGS-S Customer 1401	3	77.52	299.60	143,527	-	\$ 2,414.51	\$ 2,537.76	5.10%
MGS-S Customer 1402	3	-	96.78	34,740	-	\$ 1,047.24	\$ 1,100.11	5.05%
MGS-S Customer 1403	3	-	360.32	114,720	-	\$ 2,264.80	\$ 2,380.92	5.13%
MGS-S Customer 1404	1	48.81	174.23	143,011	-	\$ 1,536.88	\$ 1,615.16	5.09%
MGS-S Customer 1405	3	9.38	172.41	61,419	-	\$ 1,448.71	\$ 1,522.36	5.08%
MGS-S Customer 1406	1	64.48	318.56	145,200	-	\$ 2,290.65	\$ 2,407.96	5.12%
MGS-S Customer 1407	3	-	-	-	-	\$ 600.12	\$ 629.76	4.94%
MGS-S Customer 1408	3	81.52	335.31	120,615	-	\$ 2,601.69	\$ 2,734.63	5.11%
MGS-S Customer 1409	3	389.28	1,178.88	262,720	-	\$ 8,207.05	\$ 8,628.62	5.14%
MGS-S Customer 1410	3	75.76	325.60	101,120	-	\$ 2,524.86	\$ 2,653.86	5.11%
MGS-S Customer 1411	1	41.63	171.16	80,184	-	\$ 1,482.85	\$ 1,558.38	5.09%
MGS-S Customer 1412	1	109.92	503.36	240,880	-	\$ 3,396.62	\$ 3,571.00	5.13%
MGS-S Customer 1413	1	66.13	253.80	140,708	-	\$ 2,000.62	\$ 2,102.85	5.11%
MGS-S Customer 1414	3	384.80	1,392.72	713,440	-	\$ 9,170.13	\$ 9,641.76	5.14%
MGS-S Customer 1415	3	112.40	670.64	148,520	-	\$ 4,322.30	\$ 4,544.36	5.14%
MGS-S Customer 1416	3	-	66.64	20,640	-	\$ 908.00	\$ 953.63	5.03%
MGS-S Customer 1417	3	39.07	222.22	31,270	-	\$ 1,843.61	\$ 1,937.53	5.09%
MGS-S Customer 1418	3	16.98	79.01	29,882	-	\$ 1,059.39	\$ 1,112.74	5.04%
MGS-S Customer 1419	1	52.77	156.95	38,793	-	\$ 1,479.02	\$ 1,554.27	5.09%
MGS-S Customer 1420	3	75.73	149.48	24,640	-	\$ 1,711.02	\$ 1,797.74	5.07%
MGS-S Customer 1421	3	63.50	321.04	110,745	-	\$ 2,435.75	\$ 2,560.22	5.11%
MGS-S Customer 1422	1	152.52	586.68	250,040	-	\$ 4,017.99	\$ 4,224.30	5.13%
MGS-S Customer 1423	1	48.08	244.79	80,317	-	\$ 1,858.81	\$ 1,953.83	5.11%
MGS-S Customer 1424	3	176.40	692.24	215,760	-	\$ 4,777.29	\$ 5,022.46	5.13%
MGS-S Customer 1425	3	48.64	221.54	48,947	-	\$ 1,893.59	\$ 1,990.02	5.09%
MGS-S Customer 1426	3	89.49	493.18	63,629	-	\$ 3,375.28	\$ 3,548.34	5.13%
MGS-S Customer 1427	1	67.60	240.56	114,000	-	\$ 1,947.61	\$ 2,047.07	5.11%
MGS-S Customer 1428	1	79.36	183.89	99,357	-	\$ 1,751.06	\$ 1,840.21	5.09%
MGS-S Customer 1429	3	64.72	168.32	36,000	-	\$ 1,736.95	\$ 1,825.11	5.08%
MGS-S Customer 1430	1	64.69	180.13	76,106	-	\$ 1,652.27	\$ 1,736.41	5.09%
MGS-S Customer 1431	3	198.56	954.96	502,400	-	\$ 6,114.04	\$ 6,428.47	5.14%
MGS-S Customer 1432	3	39.03	153.86	59,408	-	\$ 1,527.57	\$ 1,605.06	5.07%
MGS-S Customer 1433	1	58.27	217.38	56,285	-	\$ 1,788.73	\$ 1,880.02	5.10%
MGS-S Customer 1434	3	35.68	183.84	43,520	7.20	\$ 1,659.72	\$ 1,743.48	5.05%
MGS-S Customer 1435	1	61.18	206.32	122,745	-	\$ 1,753.79	\$ 1,843.23	5.10%
MGS-S Customer 1436	3	135.92	492.00	190,480	-	\$ 3,627.52	\$ 3,813.29	5.12%
MGS-S Customer 1437	1	90.72	626.96	236,880	-	\$ 3,861.09	\$ 4,059.76	5.15%

Internal Use

Customer	Phase	Jul - Aug KW	Sept - Jun KW	Jan - Dec KWH	Jan - Dec KVAR	Distribution 7/22 Prices	Distribution 8/23 Prices	Distribution % Difference
MGS-S Customer 1438	3	53.29	215.61	72,620	-	\$ 1,892.00	\$ 1,988.31	5.09%
MGS-S Customer 1439	3	174.46	505.18	321,086	-	\$ 3,902.30	\$ 4,102.04	5.12%
MGS-S Customer 1440	1	89.64	304.89	105,583	-	\$ 2,367.13	\$ 2,488.21	5.12%
MGS-S Customer 1441	1	208.24	594.08	215,840	-	\$ 4,361.42	\$ 4,585.11	5.13%
MGS-S Customer 1442	1	89.10	506.73	275,417	-	\$ 3,296.64	\$ 3,466.00	5.14%
MGS-S Customer 1443	3	114.80	592.50	58,600	467.85	\$ 4,769.96	\$ 4,973.94	4.28%
MGS-S Customer 1444	1	50.82	246.26	81,848	-	\$ 1,880.81	\$ 1,976.94	5.11%
MGS-S Customer 1445	1	71.63	335.37	151,586	-	\$ 2,408.00	\$ 2,531.34	5.12%
MGS-S Customer 1446	1	48.57	209.91	82,054	-	\$ 1,700.39	\$ 1,787.17	5.10%
MGS-S Customer 1447	1	64.64	129.28	36,880	-	\$ 1,417.07	\$ 1,488.99	5.08%
MGS-S Customer 1448	3	62.92	214.70	111,071	-	\$ 1,941.24	\$ 2,040.03	5.09%
MGS-S Customer 1449	3	51.28	169.51	69,369	-	\$ 1,667.86	\$ 1,752.54	5.08%
MGS-S Customer 1450	1	73.28	289.14	147,618	-	\$ 2,203.57	\$ 2,316.28	5.11%
MGS-S Customer 1451	1	-	98.11	26,084	-	\$ 914.31	\$ 960.65	5.07%
MGS-S Customer 1452	1	37.22	202.07	83,666	-	\$ 1,601.17	\$ 1,682.89	5.10%
MGS-S Customer 1453	1	83.02	171.95	165,547	-	\$ 1,716.21	\$ 1,803.52	5.09%
MGS-S Customer 1454	3	33.24	254.68	109,400	-	\$ 1,961.22	\$ 2,061.29	5.10%
MGS-S Customer 1455	3	36.00	244.84	94,680	-	\$ 1,931.08	\$ 2,029.56	5.10%
MGS-S Customer 1456	3	103.60	352.76	171,880	-	\$ 2,804.85	\$ 2,948.16	5.11%
MGS-S Customer 1457	3	63.73	407.23	131,033	-	\$ 2,835.22	\$ 2,980.44	5.12%
MGS-S Customer 1458	3	28.69	135.60	65,509	-	\$ 1,385.82	\$ 1,456.04	5.07%
MGS-S Customer 1459	1	27.32	140.98	58,440	-	\$ 1,263.99	\$ 1,328.28	5.09%
MGS-S Customer 1460	3	59.75	240.38	125,550	-	\$ 2,042.29	\$ 2,146.35	5.10%
MGS-S Customer 1461	3	-	22.31	73,669	-	\$ 703.19	\$ 738.19	4.98%
MGS-S Customer 1462	1	37.74	214.11	119,064	-	\$ 1,659.69	\$ 1,744.44	5.11%
MGS-S Customer 1463	1	47.19	234.13	92,497	-	\$ 1,804.63	\$ 1,896.83	5.11%
MGS-S Customer 1464	3	54.41	179.70	124,394	-	\$ 1,732.31	\$ 1,820.31	5.08%
MGS-S Customer 1465	3	188.40	1,071.84	487,560	-	\$ 6,597.64	\$ 6,937.27	5.15%
MGS-S Customer 1466	1	-	90.75	85,737	-	\$ 880.31	\$ 924.89	5.06%
MGS-S Customer 1467	3	108.41	209.31	61,220	-	\$ 2,168.81	\$ 2,279.04	5.08%
MGS-S Customer 1468	1	41.09	125.06	50,059	-	\$ 1,266.87	\$ 1,331.19	5.08%
MGS-S Customer 1469	3	61.07	305.02	177,162	-	\$ 2,348.25	\$ 2,468.20	5.11%
MGS-S Customer 1470	1	45.53	102.38	106,351	-	\$ 1,186.73	\$ 1,246.85	5.07%
MGS-S Customer 1471	1	90.48	385.60	167,120	-	\$ 2,744.68	\$ 2,885.35	5.13%
MGS-S Customer 1472	3	11.44	207.28	76,560	-	\$ 1,621.25	\$ 1,703.84	5.09%
MGS-S Customer 1473	3	86.08	347.52	118,080	-	\$ 2,683.41	\$ 2,820.55	5.11%
MGS-S Customer 1474	3	625.44	2,919.84	1,173,120	-	\$ 17,560.97	\$ 18,466.50	5.16%
MGS-S Customer 1475	3	46.52	200.72	64,240	-	\$ 1,785.63	\$ 1,876.47	5.09%
MGS-S Customer 1476	1	127.86	606.83	253,604	-	\$ 3,974.22	\$ 4,178.46	5.14%
MGS-S Customer 1477	3	658.40	2,155.20	868,000	159.00	\$ 14,481.56	\$ 15,212.80	5.05%

Internal Use

Customer	Phase	Jul - Aug KW	Sept - Jun KW	Jan - Dec KWH	Jan - Dec KVAR	Distribution 7/22 Prices	Distribution 8/23 Prices	Distribution % Difference
MGS-S Customer 1478	3	-	-	4,778	-	\$ 600.12	\$ 629.76	4.94%
MGS-S Customer 1479	3	48.52	221.44	48,760	-	\$ 1,892.46	\$ 1,988.83	5.09%
MGS-S Customer 1480	3	137.36	641.12	376,000	-	\$ 4,324.44	\$ 4,546.41	5.13%
MGS-S Customer 1481	1	139.76	676.05	312,122	-	\$ 4,360.06	\$ 4,584.24	5.14%
MGS-S Customer 1482	1	120.12	644.14	283,782	-	\$ 4,103.63	\$ 4,314.66	5.14%
MGS-S Customer 1483	3	95.53	424.78	200,852	-	\$ 3,092.80	\$ 3,251.13	5.12%
MGS-S Customer 1484	3	143.86	603.52	233,580	61.02	\$ 4,290.54	\$ 4,505.31	5.01%
MGS-S Customer 1485	3	-	0.40	15,600	-	\$ 601.97	\$ 631.70	4.94%
MGS-S Customer 1486	3	105.20	413.92	179,840	-	\$ 3,096.29	\$ 3,254.73	5.12%
MGS-S Customer 1487	1	59.28	139.60	51,280	-	\$ 1,435.00	\$ 1,507.90	5.08%
MGS-S Customer 1488	3	100.88	454.72	157,680	-	\$ 3,260.81	\$ 3,427.83	5.12%
MGS-S Customer 1489	3	164.40	586.74	140,520	-	\$ 4,223.28	\$ 4,439.77	5.13%
MGS-S Customer 1490	3	102.67	429.69	153,782	-	\$ 3,155.11	\$ 3,316.62	5.12%
MGS-S Customer 1491	3	70.21	259.33	99,872	-	\$ 2,187.89	\$ 2,299.43	5.10%
MGS-S Customer 1492	1	24.32	193.44	73,600	-	\$ 1,489.71	\$ 1,565.74	5.10%
MGS-S Customer 1493	1	24.89	176.51	73,521	-	\$ 1,414.66	\$ 1,486.79	5.10%
MGS-S Customer 1494	3	160.08	1,013.40	480,840	-	\$ 6,170.47	\$ 6,488.15	5.15%
MGS-S Customer 1495	3	43.61	207.34	73,650	-	\$ 1,800.07	\$ 1,891.68	5.09%
MGS-S Customer 1496	1	4.37	20.92	120,081	-	\$ 581.94	\$ 610.99	4.99%
MGS-S Customer 1497	3	153.72	788.84	345,000	-	\$ 5,097.71	\$ 5,359.71	5.14%
MGS-S Customer 1498	3	173.52	871.04	222,480	-	\$ 5,587.36	\$ 5,874.64	5.14%
MGS-S Customer 1499	1	134.56	616.00	283,200	-	\$ 4,053.77	\$ 4,262.08	5.14%
MGS-S Customer 1500	3	42.00	163.45	47,944	-	\$ 1,588.36	\$ 1,668.99	5.08%
MGS-S Customer 1501	1	80.16	266.56	114,517	-	\$ 2,137.44	\$ 2,246.65	5.11%
MGS-S Customer 1502	1	84.92	366.26	173,533	-	\$ 2,624.47	\$ 2,758.95	5.12%
MGS-S Customer 1503	1	-	-	73,581	-	\$ 461.04	\$ 483.84	4.95%
MGS-S Customer 1504	3	61.12	199.00	63,160	-	\$ 1,858.72	\$ 1,953.23	5.08%
MGS-S Customer 1505	3	-	2.13	271	-	\$ 609.96	\$ 640.11	4.94%
MGS-S Customer 1506	1	72.19	280.74	58,551	-	\$ 2,158.71	\$ 2,269.10	5.11%
MGS-S Customer 1507	3	38.32	127.48	51,160	-	\$ 1,401.75	\$ 1,472.72	5.06%
MGS-S Customer 1508	3	-	89.60	22,400	-	\$ 1,014.07	\$ 1,065.22	5.04%
MGS-S Customer 1509	1	-	92.67	127,404	-	\$ 889.18	\$ 934.22	5.07%
MGS-S Customer 1510	1	46.54	152.56	57,691	-	\$ 1,424.16	\$ 1,496.61	5.09%
MGS-S Customer 1511	1	-	-	130,746	-	\$ 461.04	\$ 483.84	4.95%
MGS-S Customer 1512	3	43.47	252.70	45,439	-	\$ 2,008.85	\$ 2,111.31	5.10%
MGS-S Customer 1513	1	42.12	188.66	90,039	-	\$ 1,566.42	\$ 1,646.29	5.10%
MGS-S Customer 1514	3	174.16	441.04	104,800	231.92	\$ 3,998.58	\$ 4,182.83	4.61%
MGS-S Customer 1515	3	7.44	192.56	65,120	-	\$ 1,531.04	\$ 1,608.98	5.09%
MGS-S Customer 1516	1	63.12	269.56	105,034	-	\$ 2,056.72	\$ 2,161.89	5.11%
MGS-S Customer 1517	3	48.41	163.24	50,513	-	\$ 1,622.96	\$ 1,705.34	5.08%

Internal Use

Customer	Phase	Jul - Aug KW	Sept - Jun KW	Jan - Dec KWH	Jan - Dec KVAR	Distribution 7/22 Prices	Distribution 8/23 Prices	Distribution % Difference
MGS-S Customer 1518	3	34.77	113.79	41,679	-	\$ 1,318.80	\$ 1,385.49	5.06%
MGS-S Customer 1519	3	115.24	419.80	137,660	-	\$ 3,179.18	\$ 3,341.84	5.12%
MGS-S Customer 1520	3	20.60	57.44	15,200	-	\$ 979.82	\$ 1,029.02	5.02%
MGS-S Customer 1521	3	57.17	268.52	150,863	-	\$ 2,157.98	\$ 2,268.07	5.10%
MGS-S Customer 1522	1	71.50	307.79	182,233	-	\$ 2,279.85	\$ 2,396.54	5.12%
MGS-S Customer 1523	1	32.27	130.84	66,553	-	\$ 1,244.62	\$ 1,307.86	5.08%
MGS-S Customer 1524	3	63.52	199.04	64,120	-	\$ 1,872.22	\$ 1,967.42	5.08%
MGS-S Customer 1525	3	15.16	41.40	21,360	-	\$ 875.53	\$ 919.35	5.00%
MGS-S Customer 1526	1	-	349.44	545,488	-	\$ 2,075.45	\$ 2,182.12	5.14%
MGS-S Customer 1527	3	-	109.40	51,320	-	\$ 1,105.55	\$ 1,161.44	5.06%
MGS-S Customer 1528	3	36.17	127.90	45,928	-	\$ 1,391.76	\$ 1,462.23	5.06%
MGS-S Customer 1529	3	116.64	629.04	266,280	-	\$ 4,153.64	\$ 4,366.91	5.13%
MGS-S Customer 1530	3	-	87.28	20,480	-	\$ 1,003.35	\$ 1,053.94	5.04%
MGS-S Customer 1531	1	-	70.32	26,560	-	\$ 785.92	\$ 825.60	5.05%
MGS-S Customer 1532	1	34.08	174.56	32,560	-	\$ 1,456.65	\$ 1,530.89	5.10%
MGS-S Customer 1533	3	78.81	311.05	120,715	-	\$ 2,474.57	\$ 2,600.93	5.11%
MGS-S Customer 1534	3	373.00	1,451.80	534,400	161.10	\$ 9,651.46	\$ 10,133.97	5.00%
MGS-S Customer 1535	3	259.40	1,558.60	416,600	345.40	\$ 9,827.70	\$ 10,304.04	4.85%
MGS-S Customer 1536	1	-	-	31,040	-	\$ 461.04	\$ 483.84	4.95%
MGS-S Customer 1537	1	6.76	47.61	80,785	-	\$ 718.52	\$ 754.64	5.03%
MGS-S Customer 1538	1	43.43	146.96	74,843	-	\$ 1,381.03	\$ 1,451.26	5.09%
MGS-S Customer 1539	1	218.88	661.36	397,280	-	\$ 4,731.31	\$ 4,974.12	5.13%
MGS-S Customer 1540	1	122.09	519.57	282,589	-	\$ 3,539.05	\$ 3,720.73	5.13%
MGS-S Customer 1541	3	105.36	553.44	264,720	-	\$ 3,741.76	\$ 3,933.73	5.13%
MGS-S Customer 1542	1	-	84.25	23,921	-	\$ 850.28	\$ 893.30	5.06%
MGS-S Customer 1543	3	96.13	394.10	175,672	-	\$ 2,954.38	\$ 3,105.52	5.12%
MGS-S Customer 1544	1	58.33	146.25	80,039	-	\$ 1,460.45	\$ 1,534.68	5.08%
MGS-S Customer 1545	3	117.91	333.13	134,380	-	\$ 2,793.58	\$ 2,936.19	5.10%
MGS-S Customer 1546	3	65.40	163.12	49,320	-	\$ 1,716.70	\$ 1,803.81	5.07%
MGS-S Customer 1547	3	167.04	764.16	47,520	-	\$ 5,057.61	\$ 5,317.42	5.14%
MGS-S Customer 1548	1	-	37.37	94,814	-	\$ 633.69	\$ 665.46	5.01%
MGS-S Customer 1549	1	63.63	276.55	112,931	-	\$ 2,091.85	\$ 2,198.84	5.11%
MGS-S Customer 1550	1	126.01	275.64	213,015	-	\$ 2,433.85	\$ 2,558.09	5.10%
MGS-S Customer 1551	3	605.52	2,535.00	1,265,760	8.82	\$ 15,687.45	\$ 16,495.04	5.15%
MGS-S Customer 1552	1	-	-	58,590	-	\$ 461.04	\$ 483.84	4.95%
MGS-S Customer 1553	3	2.61	67.67	19,798	-	\$ 927.24	\$ 973.85	5.03%
MGS-S Customer 1554	3	90.52	339.92	36,640	368.66	\$ 3,299.66	\$ 3,436.22	4.14%
MGS-S Customer 1555	3	389.44	1,200.96	161,280	814.72	\$ 9,694.97	\$ 10,121.88	4.40%
MGS-S Customer 1556	3	68.32	203.36	16,800	132.32	\$ 2,143.76	\$ 2,241.34	4.55%
MGS-S Customer 1557	1	73.54	220.21	125,594	-	\$ 1,886.56	\$ 1,982.80	5.10%

Internal Use

Customer	Phase	Jul - Aug KW	Sept - Jun KW	Jan - Dec KWH	Jan - Dec KVAR	Distribution 7/22 Prices	Distribution 8/23 Prices	Distribution % Difference
MGS-S Customer 1558	3	74.38	394.70	81,220	213.74	\$ 3,199.80	\$ 3,345.00	4.54%
MGS-S Customer 1559	3	67.72	269.36	117,640	-	\$ 2,220.41	\$ 2,333.66	5.10%
MGS-S Customer 1560	1	42.48	207.96	68,880	-	\$ 1,657.58	\$ 1,742.18	5.10%
MGS-S Customer 1561	1	46.18	182.35	55,650	-	\$ 1,559.80	\$ 1,639.29	5.10%
MGS-S Customer 1562	3	32.35	290.10	111,080	-	\$ 2,119.92	\$ 2,228.25	5.11%
MGS-S Customer 1563	3	32.79	213.64	86,423	-	\$ 1,769.12	\$ 1,859.22	5.09%
MGS-S Customer 1564	1	45.07	122.20	102,847	-	\$ 1,275.74	\$ 1,340.49	5.08%
MGS-S Customer 1565	1	34.84	199.97	9,249	-	\$ 1,578.26	\$ 1,658.81	5.10%
MGS-S Customer 1566	1	38.28	122.60	43,280	-	\$ 1,239.91	\$ 1,302.85	5.08%
MGS-S Customer 1567	3	51.16	230.24	92,960	-	\$ 1,947.77	\$ 2,046.99	5.09%
MGS-S Customer 1568	3	93.08	247.43	84,319	-	\$ 2,259.84	\$ 2,374.93	5.09%
MGS-S Customer 1569	1	-	-	95,741	-	\$ 461.04	\$ 483.84	4.95%
MGS-S Customer 1570	1	52.01	75.54	27,358	-	\$ 1,098.69	\$ 1,154.18	5.05%
MGS-S Customer 1571	3	18.64	144.24	19,120	106.12	\$ 1,550.36	\$ 1,619.84	4.48%
MGS-S Customer 1572	3	13.32	270.00	125,760	-	\$ 1,921.45	\$ 2,019.62	5.11%
MGS-S Customer 1573	1	59.01	283.48	78,213	-	\$ 2,098.22	\$ 2,205.58	5.12%
MGS-S Customer 1574	1	-	135.20	256,473	-	\$ 1,085.66	\$ 1,140.91	5.09%
MGS-S Customer 1575	3	151.60	704.96	284,440	-	\$ 4,698.42	\$ 4,939.69	5.14%
MGS-S Customer 1576	3	43.82	184.48	59,655	-	\$ 1,695.62	\$ 1,781.80	5.08%
MGS-S Customer 1577	1	33.08	147.31	50,744	-	\$ 1,325.21	\$ 1,392.62	5.09%
MGS-S Customer 1578	1	44.28	214.11	62,188	-	\$ 1,695.98	\$ 1,782.57	5.11%
MGS-S Customer 1579	3	43.20	187.42	97,476	-	\$ 1,705.76	\$ 1,792.48	5.08%
MGS-S Customer 1580	3	48.97	232.98	71,635	-	\$ 1,948.27	\$ 2,047.54	5.10%
MGS-S Customer 1581	1	-	118.57	160,395	-	\$ 1,008.83	\$ 1,060.09	5.08%
MGS-S Customer 1582	1	-	66.76	56,774	-	\$ 769.47	\$ 808.29	5.05%
MGS-S Customer 1583	1	114.98	302.56	238,659	-	\$ 2,497.01	\$ 2,624.62	5.11%
MGS-S Customer 1584	3	174.24	639.36	437,920	-	\$ 4,521.00	\$ 4,752.87	5.13%
MGS-S Customer 1585	3	-	11.12	1,680	-	\$ 651.49	\$ 683.80	4.96%
MGS-S Customer 1586	3	-	-	71,872	-	\$ 600.12	\$ 629.76	4.94%
MGS-S Customer 1587	1	60.17	224.86	112,589	-	\$ 1,833.84	\$ 1,927.45	5.10%
MGS-S Customer 1588	1	49.28	199.99	95,297	-	\$ 1,658.50	\$ 1,743.09	5.10%
MGS-S Customer 1589	3	87.33	297.72	88,984	-	\$ 2,460.27	\$ 2,585.81	5.10%
MGS-S Customer 1590	1	66.01	248.90	138,655	-	\$ 1,977.31	\$ 2,078.33	5.11%
MGS-S Customer 1591	3	57.60	378.16	172,320	-	\$ 2,666.90	\$ 2,803.43	5.12%
MGS-S Customer 1592	3	71.90	247.64	71,565	-	\$ 2,143.26	\$ 2,252.47	5.10%
MGS-S Customer 1593	3	52.52	207.28	73,400	-	\$ 1,849.24	\$ 1,943.33	5.09%
MGS-S Customer 1594	1	89.69	425.87	181,577	-	\$ 2,926.34	\$ 3,076.46	5.13%
MGS-S Customer 1595	3	70.56	79.92	8,640	-	\$ 1,360.96	\$ 1,429.54	5.04%
MGS-S Customer 1596	3	39.60	300.32	90,720	-	\$ 2,207.38	\$ 2,320.18	5.11%
MGS-S Customer 1597	3	70.96	306.72	104,160	-	\$ 2,410.99	\$ 2,534.12	5.11%

Internal Use

Customer	Phase	Jul - Aug KW	Sept - Jun KW	Jan - Dec KWH	Jan - Dec KVAR	Distribution 7/22 Prices	Distribution 8/23 Prices	Distribution % Difference
MGS-S Customer 1598	3	68.32	293.28	130,960	-	\$ 2,334.25	\$ 2,453.41	5.10%
MGS-S Customer 1599	3	136.48	302.96	148,480	-	\$ 2,757.26	\$ 2,897.82	5.10%
MGS-S Customer 1600	3	64.48	205.20	40,160	-	\$ 1,906.01	\$ 2,002.95	5.09%
MGS-S Customer 1601	3	23.28	127.12	76,040	9.14	\$ 1,332.16	\$ 1,398.82	5.00%
MGS-S Customer 1602	1	64.57	210.81	137,745	-	\$ 1,793.35	\$ 1,884.82	5.10%
MGS-S Customer 1603	3	46.91	141.46	44,034	-	\$ 1,514.02	\$ 1,590.74	5.07%
MGS-S Customer 1604	1	58.80	229.20	135,680	-	\$ 1,846.28	\$ 1,940.56	5.11%
MGS-S Customer 1605	1	46.06	237.89	37,303	-	\$ 1,815.72	\$ 1,908.52	5.11%
MGS-S Customer 1606	1	40.20	152.93	80,282	-	\$ 1,390.69	\$ 1,461.45	5.09%
MGS-S Customer 1607	1	52.13	196.08	94,060	-	\$ 1,656.25	\$ 1,740.71	5.10%
MGS-S Customer 1608	3	128.40	489.10	222,000	-	\$ 3,572.38	\$ 3,755.36	5.12%
MGS-S Customer 1609	3	86.00	327.96	117,240	-	\$ 2,592.60	\$ 2,725.03	5.11%
MGS-S Customer 1610	3	48.01	191.80	75,409	-	\$ 1,752.69	\$ 1,841.81	5.08%
MGS-S Customer 1611	3	42.57	195.51	88,662	-	\$ 1,739.64	\$ 1,828.12	5.09%
MGS-S Customer 1612	3	43.06	180.87	15,138	-	\$ 1,674.72	\$ 1,759.83	5.08%
MGS-S Customer 1613	3	-	54.44	14,480	-	\$ 851.63	\$ 894.34	5.02%
MGS-S Customer 1614	3	-	-	6,160	-	\$ 600.12	\$ 629.76	4.94%
MGS-S Customer 1615	1	52.38	212.16	91,635	-	\$ 1,731.93	\$ 1,820.31	5.10%
MGS-S Customer 1616	1	114.28	535.96	238,601	-	\$ 3,571.43	\$ 3,754.86	5.14%
MGS-S Customer 1617	1	73.82	250.09	171,153	-	\$ 2,026.16	\$ 2,129.65	5.11%
MGS-S Customer 1618	1	-	-	124,673	-	\$ 461.04	\$ 483.84	4.95%
MGS-S Customer 1619	3	-	320.40	147,200	-	\$ 2,080.37	\$ 2,186.90	5.12%
MGS-S Customer 1620	1	43.53	223.87	80,235	-	\$ 1,736.91	\$ 1,825.63	5.11%
MGS-S Customer 1621	1	79.65	179.49	144,365	-	\$ 1,732.34	\$ 1,820.52	5.09%
MGS-S Customer 1622	3	50.54	150.24	56,792	-	\$ 1,574.73	\$ 1,654.57	5.07%
MGS-S Customer 1623	3	49.20	213.04	75,800	-	\$ 1,857.42	\$ 1,951.97	5.09%
MGS-S Customer 1624	1	83.71	422.93	197,284	-	\$ 2,879.57	\$ 3,027.31	5.13%
MGS-S Customer 1625	1	59.08	205.02	51,076	-	\$ 1,736.13	\$ 1,824.67	5.10%
MGS-S Customer 1626	1	24.08	79.92	89,375	-	\$ 963.91	\$ 1,012.64	5.06%
MGS-S Customer 1627	3	-	44.04	11,160	-	\$ 803.58	\$ 843.79	5.00%
MGS-S Customer 1628	1	10.56	49.44	4,160	-	\$ 748.06	\$ 785.68	5.03%
MGS-S Customer 1629	3	27.88	166.98	59,483	-	\$ 1,526.30	\$ 1,603.82	5.08%
MGS-S Customer 1630	3	411.60	1,647.60	805,000	-	\$ 10,496.41	\$ 11,036.72	5.15%
MGS-S Customer 1631	3	340.80	1,312.80	479,600	-	\$ 8,556.70	\$ 8,996.83	5.14%
MGS-S Customer 1632	3	312.16	1,210.24	482,400	-	\$ 7,923.92	\$ 8,331.42	5.14%
MGS-S Customer 1633	3	50.19	231.41	101,458	-	\$ 1,947.79	\$ 2,047.02	5.09%
MGS-S Customer 1634	3	35.92	125.20	53,840	-	\$ 1,377.90	\$ 1,447.65	5.06%
MGS-S Customer 1635	3	73.17	271.98	141,302	-	\$ 2,262.76	\$ 2,378.16	5.10%
MGS-S Customer 1636	3	29.86	99.54	34,676	-	\$ 1,225.72	\$ 1,287.61	5.05%
MGS-S Customer 1637	1	58.48	186.50	20,470	-	\$ 1,647.23	\$ 1,731.17	5.10%

Internal Use

Customer	Phase	Jul - Aug KW	Sept - Jun KW	Jan - Dec KWH	Jan - Dec KVAR	Distribution 7/22 Prices	Distribution 8/23 Prices	Distribution % Difference
MGS-S Customer 1638	3	52.56	283.92	18,360	119.28	\$ 2,406.31	\$ 2,518.81	4.68%
MGS-S Customer 1639	1	42.42	168.75	80,634	-	\$ 1,476.10	\$ 1,551.27	5.09%
MGS-S Customer 1640	3	58.32	229.28	85,840	-	\$ 1,983.07	\$ 2,084.07	5.09%
MGS-S Customer 1641	1	84.86	395.62	214,754	-	\$ 2,759.78	\$ 2,901.29	5.13%
MGS-S Customer 1642	1	79.46	377.40	175,867	-	\$ 2,645.63	\$ 2,781.26	5.13%
MGS-S Customer 1643	1	84.91	456.42	228,771	-	\$ 3,040.95	\$ 3,197.07	5.13%
MGS-S Customer 1644	1	-	34.11	4,263	-	\$ 618.63	\$ 649.61	5.01%
MGS-S Customer 1645	3	148.10	455.00	138,000	-	\$ 3,524.18	\$ 3,704.48	5.12%
MGS-S Customer 1646	3	103.92	320.88	114,880	-	\$ 2,659.34	\$ 2,795.09	5.10%
MGS-S Customer 1647	1	76.92	221.09	156,480	-	\$ 1,909.38	\$ 2,006.78	5.10%
MGS-S Customer 1648	3	54.60	223.34	63,779	-	\$ 1,934.98	\$ 2,033.51	5.09%
MGS-S Customer 1649	3	25.80	139.90	-	-	\$ 1,389.65	\$ 1,460.09	5.07%
MGS-S Customer 1650	3	117.48	587.64	388,080	-	\$ 3,967.03	\$ 4,170.60	5.13%
MGS-S Customer 1651	3	29.20	119.04	53,360	-	\$ 1,312.14	\$ 1,378.53	5.06%
MGS-S Customer 1652	3	128.59	653.32	521,486	-	\$ 4,332.13	\$ 4,554.57	5.13%
MGS-S Customer 1653	1	26.23	67.58	111,788	-	\$ 918.84	\$ 965.20	5.05%
MGS-S Customer 1654	1	67.02	276.96	72,622	-	\$ 2,112.56	\$ 2,220.59	5.11%
MGS-S Customer 1655	1	-	43.73	103,602	-	\$ 663.07	\$ 696.37	5.02%
MGS-S Customer 1656	3	39.68	146.72	22,160	-	\$ 1,498.19	\$ 1,574.15	5.07%
MGS-S Customer 1657	1	41.19	172.68	72,742	-	\$ 1,487.43	\$ 1,563.20	5.09%
MGS-S Customer 1658	1	31.57	23.83	127	-	\$ 746.35	\$ 783.71	5.01%
MGS-S Customer 1659	3	33.37	140.69	60,271	-	\$ 1,435.31	\$ 1,508.06	5.07%
MGS-S Customer 1660	1	2.87	24.93	419	-	\$ 592.15	\$ 621.73	5.00%
MGS-S Customer 1661	1	-	-	-	-	\$ 461.04	\$ 483.84	4.95%
MGS-S Customer 1662	3	54.43	199.04	118,361	-	\$ 1,821.77	\$ 1,914.42	5.09%
MGS-S Customer 1663	3	163.36	804.32	361,920	-	\$ 5,222.73	\$ 5,491.14	5.14%
MGS-S Customer 1664	1	-	34.86	109,370	-	\$ 622.09	\$ 653.26	5.01%
MGS-S Customer 1665	3	154.20	653.24	412,920	9.20	\$ 4,489.54	\$ 4,719.13	5.11%
MGS-S Customer 1666	1	58.88	249.15	132,419	-	\$ 1,938.90	\$ 2,037.98	5.11%
MGS-S Customer 1667	1	26.13	30.97	72,437	-	\$ 749.14	\$ 786.69	5.01%
MGS-S Customer 1668	1	46.92	195.78	103,838	-	\$ 1,625.95	\$ 1,708.87	5.10%
MGS-S Customer 1669	3	134.12	353.48	110,520	62.46	\$ 3,083.75	\$ 3,235.77	4.93%
MGS-S Customer 1670	3	42.85	159.54	65,239	-	\$ 1,575.01	\$ 1,654.94	5.07%
MGS-S Customer 1671	3	8.88	72.48	23,520	-	\$ 984.26	\$ 1,033.78	5.03%
MGS-S Customer 1672	1	-	78.56	16,400	-	\$ 823.99	\$ 865.64	5.05%
MGS-S Customer 1673	1	68.47	132.01	112,829	-	\$ 1,450.93	\$ 1,524.59	5.08%
MGS-S Customer 1674	3	475.04	1,220.72	52,080	0.68	\$ 8,877.47	\$ 9,333.10	5.13%
MGS-S Customer 1675	3	-	96.48	129,280	-	\$ 1,045.86	\$ 1,098.65	5.05%
MGS-S Customer 1676	3	203.04	665.12	275,520	-	\$ 4,799.85	\$ 5,045.97	5.13%
MGS-S Customer 1677	3	105.40	419.36	244,240	-	\$ 3,122.53	\$ 3,282.33	5.12%

Internal Use

Customer	Phase	Jul - Aug KW	Sept - Jun KW	Jan - Dec KWH	Jan - Dec KVAR	Distribution 7/22 Prices	Distribution 8/23 Prices	Distribution % Difference
MGS-S Customer 1678	3	49.84	303.12	194,400	-	\$ 2,277.15	\$ 2,393.49	5.11%
MGS-S Customer 1679	1	-	281.76	84,480	-	\$ 1,762.77	\$ 1,853.19	5.13%
MGS-S Customer 1680	1	24.00	72.32	16,080	-	\$ 928.36	\$ 975.24	5.05%
MGS-S Customer 1681	1	113.13	573.54	248,798	-	\$ 3,738.67	\$ 3,930.79	5.14%
MGS-S Customer 1682	3	-	2.63	821	-	\$ 612.27	\$ 642.54	4.94%
MGS-S Customer 1683	1	165.43	817.15	383,346	-	\$ 5,154.41	\$ 5,419.65	5.15%
MGS-S Customer 1684	1	80.10	847.59	322,484	-	\$ 4,821.46	\$ 5,070.11	5.16%
MGS-S Customer 1685	1	-	-	106,286	-	\$ 461.04	\$ 483.84	4.95%
MGS-S Customer 1686	1	-	50.29	90,864	-	\$ 693.38	\$ 728.25	5.03%
MGS-S Customer 1687	3	-	72.96	42,720	-	\$ 937.20	\$ 984.35	5.03%
MGS-S Customer 1688	3	63.14	337.36	90,400	-	\$ 2,509.15	\$ 2,637.44	5.11%
MGS-S Customer 1689	1	41.55	157.85	57,104	-	\$ 1,420.91	\$ 1,493.23	5.09%
MGS-S Customer 1690	3	58.51	217.45	105,628	-	\$ 1,929.47	\$ 2,027.68	5.09%
MGS-S Customer 1691	3	83.52	426.64	190,480	-	\$ 3,034.73	\$ 3,190.15	5.12%
MGS-S Customer 1692	1	42.06	245.15	75,047	-	\$ 1,827.07	\$ 1,920.48	5.11%
MGS-S Customer 1693	1	95.80	420.96	129,480	-	\$ 2,937.57	\$ 3,088.22	5.13%
MGS-S Customer 1694	1	110.69	553.84	110,696	-	\$ 3,634.11	\$ 3,820.83	5.14%
MGS-S Customer 1695	3	114.25	496.95	219,300	-	\$ 3,530.12	\$ 3,711.01	5.12%
MGS-S Customer 1696	1	14.56	152.24	66,960	-	\$ 1,245.20	\$ 1,308.61	5.09%
MGS-S Customer 1697	3	28.88	215.20	126,120	-	\$ 1,754.63	\$ 1,844.00	5.09%
MGS-S Customer 1698	1	54.79	197.19	58,263	-	\$ 1,676.14	\$ 1,761.61	5.10%
MGS-S Customer 1699	3	46.80	224.04	95,040	-	\$ 1,894.92	\$ 1,991.44	5.09%
MGS-S Customer 1700	1	-	-	80,597	-	\$ 461.04	\$ 483.84	4.95%
MGS-S Customer 1701	3	95.20	409.60	143,280	-	\$ 3,020.83	\$ 3,175.43	5.12%
MGS-S Customer 1702	1	-	98.75	108,059	-	\$ 917.27	\$ 963.77	5.07%
MGS-S Customer 1703	3	222.00	855.36	328,720	-	\$ 5,783.98	\$ 6,081.07	5.14%
MGS-S Customer 1704	1	-	78.20	35,383	-	\$ 822.32	\$ 863.89	5.06%
MGS-S Customer 1705	1	-	18.38	38,084	-	\$ 545.96	\$ 573.17	4.98%
MGS-S Customer 1706	3	49.51	176.74	162,172	-	\$ 1,691.44	\$ 1,777.36	5.08%
MGS-S Customer 1707	1	99.08	358.48	110,840	-	\$ 2,667.11	\$ 2,803.69	5.12%
MGS-S Customer 1708	1	56.57	272.81	110,568	-	\$ 2,035.39	\$ 2,139.50	5.11%
MGS-S Customer 1709	3	43.95	294.95	68,397	-	\$ 2,206.71	\$ 2,319.45	5.11%
MGS-S Customer 1710	3	19.79	107.61	45,763	-	\$ 1,207.11	\$ 1,268.12	5.05%
MGS-S Customer 1711	3	229.12	824.64	441,880	-	\$ 5,681.57	\$ 5,973.28	5.13%
MGS-S Customer 1712	3	152.72	722.80	330,480	-	\$ 4,787.05	\$ 5,032.93	5.14%
MGS-S Customer 1713	3	57.84	240.48	107,040	-	\$ 2,032.15	\$ 2,135.70	5.10%
MGS-S Customer 1714	3	19.74	187.49	33,669	-	\$ 1,575.88	\$ 1,656.05	5.09%
MGS-S Customer 1715	1	46.03	199.06	77,130	-	\$ 1,636.16	\$ 1,719.63	5.10%
MGS-S Customer 1716	3	101.76	348.63	95,264	-	\$ 2,775.56	\$ 2,917.36	5.11%
MGS-S Customer 1717	1	58.48	179.84	52,800	-	\$ 1,616.46	\$ 1,698.80	5.09%

Internal Use

Customer	Phase	Jul - Aug KW	Sept - Jun KW	Jan - Dec KWH	Jan - Dec KVAR	Distribution 7/22 Prices	Distribution 8/23 Prices	Distribution % Difference
MGS-S Customer 1718	3	45.43	229.83	46,893	-	\$ 1,914.07	\$ 2,011.59	5.09%
MGS-S Customer 1719	1	129.44	598.72	305,200	-	\$ 3,945.52	\$ 4,148.25	5.14%
MGS-S Customer 1720	1	63.08	253.67	132,308	-	\$ 1,983.09	\$ 2,084.43	5.11%
MGS-S Customer 1721	3	87.65	449.33	170,009	-	\$ 3,162.48	\$ 3,324.50	5.12%
MGS-S Customer 1722	1	24.73	114.34	55,861	-	\$ 1,126.54	\$ 1,183.71	5.07%
MGS-S Customer 1723	1	172.80	80.72	28,960	-	\$ 1,793.01	\$ 1,883.56	5.05%
MGS-S Customer 1724	1	34.78	193.97	94,809	-	\$ 1,550.21	\$ 1,629.30	5.10%
MGS-S Customer 1725	3	36.86	184.49	81,061	-	\$ 1,657.04	\$ 1,741.28	5.08%
MGS-S Customer 1726	1	118.96	260.96	113,600	-	\$ 2,326.90	\$ 2,445.64	5.10%
MGS-S Customer 1727	1	45.52	181.32	58,320	-	\$ 1,551.37	\$ 1,630.44	5.10%
MGS-S Customer 1728	3	150.88	600.88	231,280	-	\$ 4,213.57	\$ 4,429.67	5.13%
MGS-S Customer 1729	1	39.63	133.31	56,526	-	\$ 1,296.88	\$ 1,362.77	5.08%
MGS-S Customer 1730	3	178.48	778.40	322,360	-	\$ 5,186.89	\$ 5,453.32	5.14%
MGS-S Customer 1731	3	212.24	837.52	372,400	-	\$ 5,647.39	\$ 5,937.47	5.14%
MGS-S Customer 1732	3	152.08	746.96	259,840	-	\$ 4,895.12	\$ 5,146.61	5.14%
MGS-S Customer 1733	3	137.50	629.70	254,054	-	\$ 4,272.46	\$ 4,491.73	5.13%
MGS-S Customer 1734	3	142.60	568.12	196,400	-	\$ 4,016.26	\$ 4,222.18	5.13%
MGS-S Customer 1735	3	127.12	468.72	174,160	-	\$ 3,471.12	\$ 3,648.85	5.12%
MGS-S Customer 1736	3	187.20	683.28	264,960	-	\$ 4,795.83	\$ 5,041.88	5.13%
MGS-S Customer 1737	3	208.00	846.08	305,600	-	\$ 5,663.41	\$ 5,954.35	5.14%
MGS-S Customer 1738	3	180.48	767.04	319,760	-	\$ 5,145.51	\$ 5,409.77	5.14%
MGS-S Customer 1739	3	155.68	704.40	292,000	-	\$ 4,718.47	\$ 4,960.76	5.13%
MGS-S Customer 1740	3	141.52	633.44	236,560	-	\$ 4,312.05	\$ 4,533.34	5.13%
MGS-S Customer 1741	3	56.16	231.36	57,920	-	\$ 1,980.69	\$ 2,081.58	5.09%
MGS-S Customer 1742	1	-	114.55	38,329	-	\$ 990.26	\$ 1,040.55	5.08%
MGS-S Customer 1743	3	70.96	284.98	96,975	-	\$ 2,310.56	\$ 2,428.46	5.10%
MGS-S Customer 1744	3	120.81	408.25	160,546	-	\$ 3,156.73	\$ 3,318.18	5.11%
MGS-S Customer 1745	3	313.28	1,212.16	545,360	18.12	\$ 7,969.81	\$ 8,378.08	5.12%
MGS-S Customer 1746	1	30.94	107.81	77,250	-	\$ 1,130.84	\$ 1,188.18	5.07%
MGS-S Customer 1747	3	83.62	345.42	124,456	-	\$ 2,660.05	\$ 2,796.01	5.11%
MGS-S Customer 1748	1	137.58	753.09	468,376	-	\$ 4,703.88	\$ 4,945.95	5.15%
MGS-S Customer 1749	1	44.10	153.85	109,457	-	\$ 1,416.58	\$ 1,488.65	5.09%
MGS-S Customer 1750	1	99.97	484.81	232,126	-	\$ 3,255.70	\$ 3,422.84	5.13%
MGS-S Customer 1751	3	17.72	80.18	35,510	-	\$ 1,068.90	\$ 1,122.74	5.04%
MGS-S Customer 1752	3	43.38	258.25	84,601	-	\$ 2,033.99	\$ 2,137.76	5.10%
MGS-S Customer 1753	3	238.40	1,024.72	449,440	-	\$ 6,657.45	\$ 6,999.77	5.14%
MGS-S Customer 1754	1	-	-	71,575	-	\$ 461.04	\$ 483.84	4.95%
MGS-S Customer 1755	1	82.28	154.29	124,970	-	\$ 1,630.51	\$ 1,713.38	5.08%
MGS-S Customer 1756	3	107.36	466.48	311,280	-	\$ 3,351.11	\$ 3,522.76	5.12%
MGS-S Customer 1757	1	92.09	355.17	189,681	-	\$ 2,613.02	\$ 2,746.85	5.12%

Internal Use

Customer	Phase	Jul - Aug KW	Sept - Jun KW	Jan - Dec KWH	Jan - Dec KVAR	Distribution 7/22 Prices	Distribution 8/23 Prices	Distribution % Difference
MGS-S Customer 1758	1	106.42	396.47	210,179	-	\$ 2,883.36	\$ 3,031.11	5.12%
MGS-S Customer 1759	1	97.76	318.88	129,920	-	\$ 2,476.83	\$ 2,603.54	5.12%
MGS-S Customer 1760	3	324.80	965.92	518,080	-	\$ 6,865.31	\$ 7,217.72	5.13%
MGS-S Customer 1761	1	48.52	213.00	59,640	-	\$ 1,714.39	\$ 1,801.89	5.10%
MGS-S Customer 1762	1	63.81	264.84	112,446	-	\$ 2,038.75	\$ 2,142.97	5.11%
MGS-S Customer 1763	1	-	81.32	92,540	-	\$ 836.74	\$ 879.06	5.06%
MGS-S Customer 1764	3	53.82	125.54	19,340	2.53	\$ 1,483.12	\$ 1,557.96	5.05%
MGS-S Customer 1765	3	66.94	262.98	142,370	-	\$ 2,186.60	\$ 2,298.10	5.10%
MGS-S Customer 1766	1	50.67	229.53	121,520	-	\$ 1,802.69	\$ 1,894.76	5.11%
MGS-S Customer 1767	3	77.05	177.73	214,889	-	\$ 1,848.86	\$ 1,942.73	5.08%
MGS-S Customer 1768	1	63.20	173.84	67,520	-	\$ 1,614.94	\$ 1,697.16	5.09%
MGS-S Customer 1769	3	-	6.65	2,683	-	\$ 630.84	\$ 662.08	4.95%
MGS-S Customer 1770	1	43.33	160.12	65,151	-	\$ 1,441.28	\$ 1,514.64	5.09%
MGS-S Customer 1771	1	-	112.12	250,158	-	\$ 979.03	\$ 1,028.74	5.08%
MGS-S Customer 1772	3	116.39	476.25	151,669	-	\$ 3,446.36	\$ 3,622.89	5.12%
MGS-S Customer 1773	1	68.72	121.78	143,997	-	\$ 1,405.06	\$ 1,476.33	5.07%
MGS-S Customer 1774	3	-	92.25	85,687	-	\$ 1,026.32	\$ 1,078.10	5.05%
MGS-S Customer 1775	3	80.60	260.48	84,600	-	\$ 2,250.87	\$ 2,365.59	5.10%
MGS-S Customer 1776	3	32.00	176.60	19,760	-	\$ 1,593.61	\$ 1,674.60	5.08%
MGS-S Customer 1777	3	90.49	510.65	103,568	-	\$ 3,461.54	\$ 3,639.08	5.13%
MGS-S Customer 1778	3	79.72	297.30	110,323	-	\$ 2,416.09	\$ 2,539.41	5.10%
MGS-S Customer 1779	3	19.74	258.31	33,193	-	\$ 1,903.07	\$ 2,000.23	5.11%
MGS-S Customer 1780	3	33.74	341.03	79,265	-	\$ 2,362.94	\$ 2,483.87	5.12%
MGS-S Customer 1781	3	45.37	162.20	41,244	-	\$ 1,601.29	\$ 1,682.56	5.08%
MGS-S Customer 1782	1	50.92	83.61	85,028	-	\$ 1,129.92	\$ 1,187.05	5.06%
MGS-S Customer 1783	3	166.56	473.88	211,440	-	\$ 3,713.85	\$ 3,903.86	5.12%
MGS-S Customer 1784	3	8.60	70.72	33,800	-	\$ 974.58	\$ 1,023.60	5.03%
MGS-S Customer 1785	3	-	57.84	12,120	-	\$ 867.34	\$ 910.86	5.02%
MGS-S Customer 1786	1	-	74.04	101,341	-	\$ 803.10	\$ 843.67	5.05%
MGS-S Customer 1787	3	46.85	235.23	52,322	-	\$ 1,946.90	\$ 2,046.11	5.10%
MGS-S Customer 1788	3	96.80	362.52	123,960	-	\$ 2,812.20	\$ 2,955.95	5.11%
MGS-S Customer 1789	3	69.04	324.61	79,297	-	\$ 2,482.99	\$ 2,609.87	5.11%
MGS-S Customer 1790	3	18.92	147.92	64,680	-	\$ 1,388.52	\$ 1,458.95	5.07%
MGS-S Customer 1791	3	287.68	1,594.40	617,760	-	\$ 9,562.87	\$ 10,055.72	5.15%
MGS-S Customer 1792	1	84.52	111.25	97,197	-	\$ 1,444.10	\$ 1,517.27	5.07%
MGS-S Customer 1793	3	42.95	164.77	20,548	-	\$ 1,599.73	\$ 1,680.94	5.08%
MGS-S Customer 1794	1	-	50.00	9,975	-	\$ 692.04	\$ 726.84	5.03%
MGS-S Customer 1795	3	39.24	212.76	86,400	-	\$ 1,800.85	\$ 1,892.54	5.09%
MGS-S Customer 1796	3	122.12	520.44	201,360	-	\$ 3,682.32	\$ 3,871.06	5.13%
MGS-S Customer 1797	3	250.56	895.04	434,080	-	\$ 6,125.81	\$ 6,440.42	5.14%

Internal Use

Customer	Phase	Jul - Aug KW	Sept - Jun KW	Jan - Dec KWH	Jan - Dec KVAR	Distribution 7/22 Prices	Distribution 8/23 Prices	Distribution % Difference
MGS-S Customer 1798	3	117.04	247.00	105,360	48.20	\$ 2,472.77	\$ 2,594.46	4.92%
MGS-S Customer 1799	1	115.80	333.96	183,480	-	\$ 2,646.63	\$ 2,782.00	5.11%
MGS-S Customer 1800	1	18.36	250.32	42,120	-	\$ 1,719.42	\$ 1,807.43	5.12%
MGS-S Customer 1801	1	1.08	158.01	59,350	-	\$ 1,197.04	\$ 1,258.07	5.10%
MGS-S Customer 1802	1	40.72	173.02	79,396	-	\$ 1,486.39	\$ 1,562.11	5.09%
MGS-S Customer 1803	1	44.39	198.40	81,712	-	\$ 1,624.01	\$ 1,706.86	5.10%
MGS-S Customer 1804	1	-	91.80	93,719	-	\$ 885.16	\$ 929.99	5.06%
MGS-S Customer 1805	1	52.31	207.25	53,641	-	\$ 1,708.86	\$ 1,796.04	5.10%
MGS-S Customer 1806	1	63.78	256.13	116,861	-	\$ 1,998.34	\$ 2,100.47	5.11%
MGS-S Customer 1807	3	37.56	190.56	77,240	-	\$ 1,688.97	\$ 1,774.86	5.09%
MGS-S Customer 1808	3	2.60	3.68	1,160	0.72	\$ 632.78	\$ 664.03	4.94%
MGS-S Customer 1809	1	-	142.85	241,082	-	\$ 1,121.01	\$ 1,178.09	5.09%
MGS-S Customer 1810	3	-	-	-	-	\$ 600.12	\$ 629.76	4.94%
MGS-S Customer 1811	1	44.54	197.27	110,778	-	\$ 1,619.62	\$ 1,702.24	5.10%
MGS-S Customer 1812	1	-	-	151,850	-	\$ 461.04	\$ 483.84	4.95%
MGS-S Customer 1813	3	-	2.38	3	-	\$ 611.12	\$ 641.33	4.94%
MGS-S Customer 1814	3	-	-	-	-	\$ 600.12	\$ 629.76	4.94%
MGS-S Customer 1815	1	-	3.36	240	-	\$ 476.56	\$ 500.17	4.95%
MGS-S Customer 1816	3	246.72	599.92	291,520	-	\$ 4,741.05	\$ 4,983.75	5.12%
MGS-S Customer 1817	3	2.68	-	160	-	\$ 614.99	\$ 645.38	4.94%
MGS-S Customer 1818	1	35.89	203.56	54,523	-	\$ 1,600.68	\$ 1,682.38	5.10%
MGS-S Customer 1819	1	29.36	123.30	45,998	-	\$ 1,193.63	\$ 1,254.25	5.08%
MGS-S Customer 1820	3	238.72	1,415.36	431,520	-	\$ 8,463.98	\$ 8,900.15	5.15%
MGS-S Customer 1821	1	108.32	335.28	155,840	-	\$ 2,611.21	\$ 2,744.81	5.12%
MGS-S Customer 1822	1	92.30	428.80	202,195	-	\$ 2,954.36	\$ 3,105.92	5.13%
MGS-S Customer 1823	1	-	-	190,848	-	\$ 461.04	\$ 483.84	4.95%
MGS-S Customer 1824	3	31.36	133.39	55,040	-	\$ 1,390.43	\$ 1,460.86	5.07%
MGS-S Customer 1825	3	21.67	105.16	40,764	-	\$ 1,206.23	\$ 1,267.17	5.05%
MGS-S Customer 1826	1	-	-	69,715	-	\$ 461.04	\$ 483.84	4.95%
MGS-S Customer 1827	1	-	-	107,903	-	\$ 461.04	\$ 483.84	4.95%
MGS-S Customer 1828	1	51.67	149.63	69,541	-	\$ 1,439.10	\$ 1,512.28	5.09%
MGS-S Customer 1829	3	82.34	416.84	266,620	-	\$ 2,982.91	\$ 3,135.64	5.12%
MGS-S Customer 1830	1	43.89	225.36	126,012	-	\$ 1,745.79	\$ 1,834.97	5.11%
MGS-S Customer 1831	3	44.23	272.56	165,931	-	\$ 2,104.82	\$ 2,212.26	5.10%
MGS-S Customer 1832	1	34.87	165.73	102,225	-	\$ 1,420.24	\$ 1,492.58	5.09%
MGS-S Customer 1833	3	458.40	1,938.00	1,303,440	-	\$ 12,097.80	\$ 12,720.91	5.15%
MGS-S Customer 1834	3	243.12	1,049.52	771,600	-	\$ 6,798.22	\$ 7,147.82	5.14%
MGS-S Customer 1835	3	33.75	166.73	120,813	-	\$ 1,557.73	\$ 1,636.83	5.08%
MGS-S Customer 1836	3	84.47	292.26	164,895	-	\$ 2,419.17	\$ 2,542.60	5.10%
MGS-S Customer 1837	3	208.48	950.48	623,360	-	\$ 6,148.40	\$ 6,464.53	5.14%

Internal Use

Customer	Phase	Jul - Aug KW	Sept - Jun KW	Jan - Dec KWH	Jan - Dec KVAR	Distribution 7/22 Prices	Distribution 8/23 Prices	Distribution % Difference
MGS-S Customer 1838	3	29.16	136.76	72,297	-	\$ 1,393.79	\$ 1,464.42	5.07%
MGS-S Customer 1839	3	54.53	249.43	166,624	-	\$ 2,055.13	\$ 2,159.90	5.10%
MGS-S Customer 1840	3	117.44	421.88	240,760	-	\$ 3,201.00	\$ 3,364.77	5.12%
MGS-S Customer 1841	3	54.62	240.15	153,802	-	\$ 2,012.75	\$ 2,115.32	5.10%
MGS-S Customer 1842	1	32.72	141.01	91,635	-	\$ 1,294.10	\$ 1,359.91	5.09%
MGS-S Customer 1843	1	45.28	183.84	96,480	-	\$ 1,561.68	\$ 1,641.28	5.10%
MGS-S Customer 1844	3	274.88	1,084.80	782,240	-	\$ 7,137.48	\$ 7,504.44	5.14%
MGS-S Customer 1845	3	30.13	173.47	104,084	-	\$ 1,568.77	\$ 1,648.48	5.08%
MGS-S Customer 1846	3	58.96	229.39	128,865	-	\$ 1,987.13	\$ 2,088.33	5.09%
MGS-S Customer 1847	1	42.45	228.63	109,974	-	\$ 1,752.91	\$ 1,842.47	5.11%
MGS-S Customer 1848	3	326.00	1,363.04	959,360	-	\$ 8,706.66	\$ 9,154.71	5.15%
MGS-S Customer 1849	3	62.96	264.27	174,365	-	\$ 2,170.48	\$ 2,281.17	5.10%
MGS-S Customer 1850	1	38.36	180.88	100,736	-	\$ 1,509.60	\$ 1,586.56	5.10%
MGS-S Customer 1851	1	51.95	199.29	129,203	-	\$ 1,670.08	\$ 1,755.26	5.10%
MGS-S Customer 1852	3	50.02	210.42	131,906	-	\$ 1,849.87	\$ 1,944.02	5.09%
MGS-S Customer 1853	3	620.64	2,644.80	1,880,480	-	\$ 16,263.65	\$ 17,101.82	5.15%
MGS-S Customer 1854	3	100.10	445.70	285,049	-	\$ 3,214.81	\$ 3,379.45	5.12%
MGS-S Customer 1855	3	334.20	1,472.00	953,800	28.00	\$ 9,303.17	\$ 9,779.67	5.12%
MGS-S Customer 1856	3	122.11	492.75	413,590	-	\$ 3,554.34	\$ 3,736.43	5.12%
MGS-S Customer 1857	1	49.61	218.52	141,388	-	\$ 1,745.94	\$ 1,835.07	5.10%
MGS-S Customer 1858	3	55.09	253.52	145,401	-	\$ 2,077.13	\$ 2,183.04	5.10%
MGS-S Customer 1859	3	38.21	162.63	106,113	-	\$ 1,563.54	\$ 1,642.91	5.08%
MGS-S Customer 1860	3	46.24	154.64	56,560	-	\$ 1,571.19	\$ 1,650.89	5.07%
MGS-S Customer 1861	3	115.20	422.04	212,040	-	\$ 3,189.30	\$ 3,352.49	5.12%
MGS-S Customer 1862	1	40.24	167.43	109,306	-	\$ 1,457.90	\$ 1,532.15	5.09%
MGS-S Customer 1863	3	21.50	181.47	33,950	-	\$ 1,557.84	\$ 1,637.05	5.08%
MGS-S Customer 1864	3	51.69	228.63	265,688	-	\$ 1,943.27	\$ 2,042.25	5.09%
MGS-S Customer 1865	3	34.35	158.31	111,616	-	\$ 1,522.15	\$ 1,599.41	5.08%
MGS-S Customer 1866	3	76.33	332.29	239,721	-	\$ 2,558.93	\$ 2,689.69	5.11%
MGS-S Customer 1867	3	109.77	495.14	331,586	-	\$ 3,496.89	\$ 3,676.10	5.12%
MGS-S Customer 1868	3	86.03	431.54	266,671	-	\$ 3,071.30	\$ 3,228.60	5.12%
MGS-S Customer 1869	3	90.56	470.24	297,840	-	\$ 3,275.24	\$ 3,443.09	5.12%
MGS-S Customer 1870	1	44.57	166.68	122,452	-	\$ 1,478.47	\$ 1,553.75	5.09%
MGS-S Customer 1871	3	59.88	279.02	170,796	-	\$ 2,221.53	\$ 2,334.90	5.10%
MGS-S Customer 1872	3	38.67	183.43	122,467	-	\$ 1,662.19	\$ 1,746.68	5.08%
MGS-S Customer 1873	3	32.80	130.72	63,680	-	\$ 1,386.09	\$ 1,456.28	5.06%
MGS-S Customer 1874	3	144.80	507.04	192,000	-	\$ 3,746.28	\$ 3,938.16	5.12%
MGS-S Customer 1875	1	-	69.96	145,820	-	\$ 784.26	\$ 823.85	5.05%
MGS-S Customer 1876	1	130.36	350.19	177,281	-	\$ 2,802.42	\$ 2,945.76	5.11%
MGS-S Customer 1877	1	116.70	347.56	169,760	-	\$ 2,714.45	\$ 2,853.34	5.12%

Internal Use

Customer	Phase	Jul - Aug KW	Sept - Jun KW	Jan - Dec KWH	Jan - Dec KVAR	Distribution 7/22 Prices	Distribution 8/23 Prices	Distribution % Difference
MGS-S Customer 1878	3	225.02	820.39	439,475	-	\$ 5,639.18	\$ 5,928.72	5.13%
MGS-S Customer 1879	3	-	-	23,598	-	\$ 600.12	\$ 629.76	4.94%
MGS-S Customer 1880	1	204.12	471.00	228,000	-	\$ 3,769.93	\$ 3,962.92	5.12%
MGS-S Customer 1881	3	89.21	374.72	152,527	-	\$ 2,826.44	\$ 2,970.99	5.11%
MGS-S Customer 1882	3	-	2.99	225	-	\$ 613.93	\$ 644.29	4.95%
MGS-S Customer 1883	1	-	380.32	362,051	-	\$ 2,218.12	\$ 2,332.20	5.14%
MGS-S Customer 1884	3	-	168.88	3,040	-	\$ 1,380.35	\$ 1,450.52	5.08%
MGS-S Customer 1885	1	55.64	318.43	103,942	-	\$ 2,240.99	\$ 2,355.79	5.12%
MGS-S Customer 1886	1	58.93	258.56	142,306	-	\$ 1,982.65	\$ 2,084.00	5.11%
MGS-S Customer 1887	1	63.58	307.28	106,961	-	\$ 2,233.54	\$ 2,347.89	5.12%
MGS-S Customer 1888	1	53.76	296.27	95,161	-	\$ 2,128.18	\$ 2,237.13	5.12%
MGS-S Customer 1889	3	23.49	226.19	78,052	-	\$ 1,775.49	\$ 1,865.99	5.10%
MGS-S Customer 1890	1	72.42	342.46	150,957	-	\$ 2,445.14	\$ 2,570.40	5.12%
MGS-S Customer 1891	1	-	40.97	128,609	-	\$ 650.32	\$ 682.95	5.02%
MGS-S Customer 1892	3	216.88	486.64	264,800	-	\$ 4,052.08	\$ 4,259.24	5.11%
MGS-S Customer 1893	3	80.12	332.40	193,280	-	\$ 2,580.47	\$ 2,712.32	5.11%
MGS-S Customer 1894	3	60.33	284.32	74,352	-	\$ 2,248.51	\$ 2,363.28	5.10%
MGS-S Customer 1895	1	90.47	458.35	231,835	-	\$ 3,080.73	\$ 3,238.86	5.13%
MGS-S Customer 1896	3	74.83	257.40	112,445	-	\$ 2,204.61	\$ 2,316.98	5.10%
MGS-S Customer 1897	3	53.74	191.31	66,258	-	\$ 1,782.23	\$ 1,872.83	5.08%
MGS-S Customer 1898	1	108.76	307.40	105,216	-	\$ 2,484.85	\$ 2,611.87	5.11%
MGS-S Customer 1899	1	-	-	331	-	\$ 461.04	\$ 483.84	4.95%
MGS-S Customer 1900	1	54.38	246.42	115,109	-	\$ 1,901.31	\$ 1,998.48	5.11%
MGS-S Customer 1901	3	39.00	156.28	63,940	-	\$ 1,538.58	\$ 1,616.65	5.07%
MGS-S Customer 1902	3	2.48	84.34	21,831	-	\$ 1,003.53	\$ 1,054.11	5.04%
MGS-S Customer 1903	3	26.63	73.02	34,768	-	\$ 1,085.27	\$ 1,139.89	5.03%
MGS-S Customer 1904	1	-	-	113,030	-	\$ 461.04	\$ 483.84	4.95%
MGS-S Customer 1905	1	82.78	389.37	182,934	-	\$ 2,719.36	\$ 2,858.79	5.13%
MGS-S Customer 1906	1	-	24.11	116,473	-	\$ 572.43	\$ 601.01	4.99%
MGS-S Customer 1907	1	-	-	77,361	-	\$ 461.04	\$ 483.84	4.95%
MGS-S Customer 1908	1	-	60.15	117,053	-	\$ 738.93	\$ 776.17	5.04%
MGS-S Customer 1909	1	-	103.73	183,181	-	\$ 940.27	\$ 987.97	5.07%
MGS-S Customer 1910	1	-	57.20	18,800	-	\$ 725.30	\$ 761.83	5.04%
MGS-S Customer 1911	3	55.19	165.99	102,002	-	\$ 1,673.30	\$ 1,758.23	5.08%
MGS-S Customer 1912	1	-	1.21	630	-	\$ 466.63	\$ 489.72	4.95%
MGS-S Customer 1913	3	36.52	245.44	62,920	-	\$ 1,936.74	\$ 2,035.51	5.10%
MGS-S Customer 1914	1	-	126.75	114,084	-	\$ 1,046.63	\$ 1,099.85	5.08%
MGS-S Customer 1915	3	650.00	2,756.80	729,600	-	\$ 16,944.04	\$ 17,817.31	5.15%
MGS-S Customer 1916	1	61.96	252.12	131,981	-	\$ 1,969.71	\$ 2,070.37	5.11%
MGS-S Customer 1917	1	-	54.27	10,804	-	\$ 711.77	\$ 747.59	5.03%

Internal Use

Customer	Phase	Jul - Aug KW	Sept - Jun KW	Jan - Dec KWH	Jan - Dec KVAR	Distribution 7/22 Prices	Distribution 8/23 Prices	Distribution % Difference
MGS-S Customer 1918	1	-	34.23	8,580	-	\$ 619.18	\$ 650.20	5.01%
MGS-S Customer 1919	3	-	43.01	62,603	-	\$ 798.83	\$ 838.79	5.00%
MGS-S Customer 1920	3	45.20	187.08	83,240	-	\$ 1,715.29	\$ 1,802.48	5.08%
MGS-S Customer 1921	3	41.39	209.74	94,693	-	\$ 1,798.83	\$ 1,890.40	5.09%
MGS-S Customer 1922	3	94.67	495.27	282,919	-	\$ 3,413.69	\$ 3,588.70	5.13%
MGS-S Customer 1923	3	135.48	650.04	308,040	7.02	\$ 4,367.15	\$ 4,590.74	5.12%
MGS-S Customer 1924	3	101.91	425.30	216,291	-	\$ 3,130.61	\$ 3,290.85	5.12%
MGS-S Customer 1925	3	81.84	276.00	113,280	-	\$ 2,329.45	\$ 2,448.25	5.10%
MGS-S Customer 1926	1	-	-	127,217	-	\$ 461.04	\$ 483.84	4.95%
MGS-S Customer 1927	3	52.24	254.08	112,560	16.80	\$ 2,092.46	\$ 2,197.71	5.03%
MGS-S Customer 1928	3	18.48	133.08	52,320	-	\$ 1,317.51	\$ 1,384.27	5.07%
MGS-S Customer 1929	1	46.78	199.85	98,981	-	\$ 1,643.98	\$ 1,727.84	5.10%
MGS-S Customer 1930	1	-	15.68	1,186	-	\$ 533.48	\$ 560.04	4.98%
MGS-S Customer 1931	1	74.09	357.44	125,738	-	\$ 2,523.61	\$ 2,652.94	5.12%
MGS-S Customer 1932	1	151.95	656.12	312,706	-	\$ 4,335.64	\$ 4,558.45	5.14%
MGS-S Customer 1933	1	60.00	247.10	112,987	-	\$ 1,935.64	\$ 2,034.55	5.11%
MGS-S Customer 1934	3	-	63.68	9,760	6.32	\$ 905.07	\$ 949.99	4.96%
MGS-S Customer 1935	1	-	41.35	119,275	-	\$ 652.08	\$ 684.80	5.02%
MGS-S Customer 1936	1	-	-	74,129	-	\$ 461.04	\$ 483.84	4.95%
MGS-S Customer 1937	1	-	10.52	3,389	-	\$ 509.64	\$ 534.97	4.97%
MGS-S Customer 1938	3	-	35.92	11,720	-	\$ 766.07	\$ 804.33	4.99%
MGS-S Customer 1939	3	75.40	282.40	119,400	3.50	\$ 2,329.23	\$ 2,447.76	5.09%
MGS-S Customer 1940	3	6.96	67.56	29,640	2.64	\$ 955.36	\$ 1,003.17	5.00%
MGS-S Customer 1941	1	75.04	308.75	116,290	-	\$ 2,303.94	\$ 2,421.85	5.12%
MGS-S Customer 1942	1	100.72	450.65	189,858	-	\$ 3,102.04	\$ 3,261.20	5.13%
MGS-S Customer 1943	3	-	97.76	26,240	-	\$ 1,051.77	\$ 1,104.87	5.05%
MGS-S Customer 1944	3	8.72	33.18	25,812	-	\$ 801.81	\$ 841.85	4.99%
MGS-S Customer 1945	3	76.16	147.36	50,560	-	\$ 1,703.61	\$ 1,789.94	5.07%
MGS-S Customer 1946	3	73.92	387.30	170,329	-	\$ 2,799.70	\$ 2,942.99	5.12%
MGS-S Customer 1947	3	93.84	389.48	156,760	-	\$ 2,920.33	\$ 3,069.72	5.12%
MGS-S Customer 1948	3	203.74	972.61	460,665	-	\$ 6,224.34	\$ 6,544.45	5.14%
MGS-S Customer 1949	1	30.72	249.92	52,480	-	\$ 1,786.17	\$ 1,877.55	5.12%
MGS-S Customer 1950	1	-	-	94,197	-	\$ 461.04	\$ 483.84	4.95%
MGS-S Customer 1951	3	83.84	442.54	215,807	-	\$ 3,109.97	\$ 3,269.29	5.12%
MGS-S Customer 1952	3	-	24.80	4,000	-	\$ 714.70	\$ 750.29	4.98%
MGS-S Customer 1953	1	27.28	132.86	60,387	-	\$ 1,226.26	\$ 1,288.58	5.08%
MGS-S Customer 1954	3	298.56	1,245.76	573,280	-	\$ 8,012.54	\$ 8,424.76	5.14%
MGS-S Customer 1955	1	33.84	6.84	5,520	-	\$ 680.45	\$ 714.37	4.98%
MGS-S Customer 1956	3	44.72	203.59	49,806	-	\$ 1,788.90	\$ 1,879.93	5.09%
MGS-S Customer 1957	3	27.52	97.49	36,689	-	\$ 1,203.26	\$ 1,264.00	5.05%

Internal Use

Customer	Phase	Jul - Aug KW	Sept - Jun KW	Jan - Dec KWH	Jan - Dec KVAR	Distribution 7/22 Prices	Distribution 8/23 Prices	Distribution % Difference
MGS-S Customer 1958	1	84.66	354.93	141,180	-	\$ 2,570.68	\$ 2,702.37	5.12%
MGS-S Customer 1959	3	45.80	207.49	57,450	-	\$ 1,812.91	\$ 1,905.18	5.09%
MGS-S Customer 1960	1	-	-	-	-	\$ 461.04	\$ 483.84	4.95%
MGS-S Customer 1961	3	44.55	144.54	44,865	-	\$ 1,515.15	\$ 1,591.95	5.07%
MGS-S Customer 1962	3	60.32	324.32	100,640	-	\$ 2,433.25	\$ 2,557.62	5.11%
MGS-S Customer 1963	1	140.18	282.14	268,398	-	\$ 2,542.53	\$ 2,672.29	5.10%
MGS-S Customer 1964	3	199.44	930.24	345,440	-	\$ 6,004.72	\$ 6,313.46	5.14%
MGS-S Customer 1965	1	127.84	383.52	156,960	-	\$ 2,942.41	\$ 3,093.05	5.12%
MGS-S Customer 1966	3	39.53	140.43	29,626	-	\$ 1,468.30	\$ 1,542.71	5.07%
MGS-S Customer 1967	3	46.59	412.89	167,000	-	\$ 2,766.25	\$ 2,908.03	5.13%
MGS-S Customer 1968	3	247.12	1,037.14	468,658	-	\$ 6,763.22	\$ 7,110.97	5.14%
MGS-S Customer 1969	1	49.98	236.67	129,215	-	\$ 1,831.84	\$ 1,925.44	5.11%
MGS-S Customer 1970	3	27.60	293.04	132,480	143.92	\$ 2,351.81	\$ 2,459.51	4.58%
MGS-S Customer 1971	1	40.54	186.60	103,737	-	\$ 1,548.13	\$ 1,627.06	5.10%
MGS-S Customer 1972	1	-	-	80,090	-	\$ 461.04	\$ 483.84	4.95%
MGS-S Customer 1973	1	-	-	90,098	-	\$ 461.04	\$ 483.84	4.95%
MGS-S Customer 1974	3	146.58	367.85	153,661	-	\$ 3,113.11	\$ 3,272.07	5.11%
MGS-S Customer 1975	1	-	22.08	1,120	-	\$ 563.05	\$ 591.15	4.99%
MGS-S Customer 1976	3	126.23	379.11	189,645	-	\$ 3,052.18	\$ 3,208.16	5.11%
MGS-S Customer 1977	1	-	186.47	254,230	-	\$ 1,322.53	\$ 1,390.08	5.11%
MGS-S Customer 1978	3	55.52	121.12	33,040	-	\$ 1,467.83	\$ 1,542.08	5.06%
MGS-S Customer 1979	1	-	-	93,075	-	\$ 461.04	\$ 483.84	4.95%
MGS-S Customer 1980	1	88.44	433.23	194,411	-	\$ 2,953.40	\$ 3,104.94	5.13%
MGS-S Customer 1981	1	41.07	142.96	32,861	-	\$ 1,349.45	\$ 1,418.06	5.08%
MGS-S Customer 1982	1	118.16	539.55	249,575	-	\$ 3,609.55	\$ 3,794.93	5.14%
MGS-S Customer 1983	1	17.42	160.22	68,996	-	\$ 1,297.94	\$ 1,364.07	5.09%
MGS-S Customer 1984	1	51.86	263.91	125,052	-	\$ 1,968.13	\$ 2,068.79	5.11%
MGS-S Customer 1985	1	57.58	295.27	148,398	-	\$ 2,144.76	\$ 2,254.54	5.12%
MGS-S Customer 1986	3	-	76.96	17,720	-	\$ 955.68	\$ 1,003.79	5.03%
MGS-S Customer 1987	3	121.84	493.84	270,440	-	\$ 3,557.87	\$ 3,740.15	5.12%
MGS-S Customer 1988	3	22.43	115.95	35,094	-	\$ 1,260.30	\$ 1,324.04	5.06%
MGS-S Customer 1989	3	-	164.40	62,960	-	\$ 1,359.65	\$ 1,428.74	5.08%
MGS-S Customer 1990	1	42.36	114.24	42,891	-	\$ 1,223.93	\$ 1,286.01	5.07%
MGS-S Customer 1991	1	129.81	584.43	276,907	-	\$ 3,881.55	\$ 4,080.96	5.14%
MGS-S Customer 1992	1	-	41.40	150,720	-	\$ 652.31	\$ 685.04	5.02%
MGS-S Customer 1993	3	-	-	-	-	\$ 600.12	\$ 629.76	4.94%
MGS-S Customer 1994	1	0.24	32.33	12,889	-	\$ 611.74	\$ 642.36	5.01%
MGS-S Customer 1995	1	83.00	106.56	46,560	-	\$ 1,414.00	\$ 1,485.61	5.06%
MGS-S Customer 1996	3	24.41	9.64	7,280	-	\$ 780.13	\$ 818.92	4.97%
MGS-S Customer 1997	3	50.88	160.28	46,472	-	\$ 1,623.00	\$ 1,705.35	5.07%

Internal Use

Customer	Phase	Jul - Aug KW	Sept - Jun KW	Jan - Dec KWH	Jan - Dec KVAR	Distribution 7/22 Prices	Distribution 8/23 Prices	Distribution % Difference
MGS-S Customer 1998	1	27.76	151.31	52,053	-	\$ 1,314.16	\$ 1,381.05	5.09%
MGS-S Customer 1999	3	112.32	466.68	230,620	-	\$ 3,379.56	\$ 3,552.65	5.12%
MGS-S Customer 2000	3	-	104.24	27,040	-	\$ 1,081.71	\$ 1,136.37	5.05%
MGS-S Customer 2001	1	17.35	91.17	34,732	-	\$ 978.54	\$ 1,028.08	5.06%
MGS-S Customer 2002	3	53.56	170.52	59,080	-	\$ 1,685.18	\$ 1,770.74	5.08%
MGS-S Customer 2003	3	82.74	354.15	159,342	-	\$ 2,695.50	\$ 2,833.30	5.11%
MGS-S Customer 2004	3	62.48	169.44	51,040	-	\$ 1,729.70	\$ 1,817.50	5.08%
MGS-S Customer 2005	3	8.55	12.66	1,743	-	\$ 706.06	\$ 741.13	4.97%
MGS-S Customer 2006	3	99.04	441.00	288,160	-	\$ 3,187.21	\$ 3,350.42	5.12%
MGS-S Customer 2007	3	70.64	249.76	85,600	-	\$ 2,146.06	\$ 2,255.42	5.10%
MGS-S Customer 2008	3	58.20	113.91	47,559	-	\$ 1,449.39	\$ 1,522.67	5.06%
MGS-S Customer 2009	3	237.68	1,193.52	742,360	-	\$ 7,433.31	\$ 7,815.94	5.15%
MGS-S Customer 2010	3	162.08	684.64	212,560	-	\$ 4,662.70	\$ 4,902.04	5.13%
MGS-S Customer 2011	3	-	69.84	10,320	-	\$ 922.78	\$ 969.18	5.03%
MGS-S Customer 2012	1	9.00	37.60	12,120	-	\$ 684.70	\$ 719.05	5.02%
MGS-S Customer 2013	3	44.20	300.40	157,600	-	\$ 2,233.28	\$ 2,347.39	5.11%
MGS-S Customer 2014	3	133.36	633.52	268,880	-	\$ 4,267.13	\$ 4,486.16	5.13%
MGS-S Customer 2015	3	-	-	75,328	-	\$ 600.12	\$ 629.76	4.94%
MGS-S Customer 2016	3	36.61	134.75	34,164	-	\$ 1,425.85	\$ 1,498.08	5.07%
MGS-S Customer 2017	1	71.04	448.44	191,280	-	\$ 2,927.10	\$ 3,077.42	5.14%
MGS-S Customer 2018	3	6.96	16.48	2,880	-	\$ 714.89	\$ 750.43	4.97%
MGS-S Customer 2019	3	107.94	465.07	178,335	-	\$ 3,347.81	\$ 3,519.29	5.12%
MGS-S Customer 2020	1	156.96	533.01	248,015	-	\$ 3,794.67	\$ 3,989.35	5.13%
MGS-S Customer 2021	3	87.44	385.51	130,420	-	\$ 2,866.47	\$ 3,013.11	5.12%
MGS-S Customer 2022	3	9.99	44.19	15,762	-	\$ 859.72	\$ 902.77	5.01%
MGS-S Customer 2023	3	99.36	49.08	6,160	-	\$ 1,378.32	\$ 1,447.56	5.02%
MGS-S Customer 2024	3	142.24	353.20	143,680	-	\$ 3,021.34	\$ 3,175.57	5.10%
MGS-S Customer 2025	1	55.71	134.14	51,196	-	\$ 1,389.96	\$ 1,460.55	5.08%
MGS-S Customer 2026	3	90.96	391.76	90,800	-	\$ 2,914.88	\$ 3,064.01	5.12%
MGS-S Customer 2027	3	38.40	149.80	52,520	-	\$ 1,505.32	\$ 1,581.66	5.07%
MGS-S Customer 2028	1	4.88	4.96	2,880	-	\$ 511.04	\$ 536.40	4.96%
MGS-S Customer 2029	1	145.28	186.00	62,400	-	\$ 2,126.66	\$ 2,234.78	5.08%
MGS-S Customer 2030	1	84.00	146.04	38,240	-	\$ 1,601.94	\$ 1,683.31	5.08%
MGS-S Customer 2031	3	60.32	117.79	111,274	-	\$ 1,479.09	\$ 1,553.89	5.06%
MGS-S Customer 2032	3	25.69	135.93	54,003	-	\$ 1,370.70	\$ 1,440.15	5.07%
MGS-S Customer 2033	3	55.68	186.56	81,320	-	\$ 1,771.05	\$ 1,861.06	5.08%
MGS-S Customer 2034	3	37.51	183.33	95,637	-	\$ 1,655.29	\$ 1,739.43	5.08%
MGS-S Customer 2035	1	-	-	108,342	-	\$ 461.04	\$ 483.84	4.95%
MGS-S Customer 2036	3	-	2,150.00	873,700	-	\$ 10,533.12	\$ 11,078.76	5.18%
MGS-S Customer 2037	1	169.92	707.16	324,600	-	\$ 4,671.18	\$ 4,911.27	5.14%

Internal Use

Customer	Phase	Jul - Aug KW	Sept - Jun KW	Jan - Dec KWH	Jan - Dec KVAR	Distribution 7/22 Prices	Distribution 8/23 Prices	Distribution % Difference
MGS-S Customer 2038	3	46.15	276.25	95,500	-	\$ 2,132.53	\$ 2,241.39	5.10%
MGS-S Customer 2039	3	293.52	1,423.44	705,840	-	\$ 8,805.45	\$ 9,258.90	5.15%
MGS-S Customer 2040	3	-	61.32	28,160	-	\$ 883.42	\$ 927.78	5.02%
MGS-S Customer 2041	3	-	219.96	117,600	-	\$ 1,616.34	\$ 1,698.77	5.10%
MGS-S Customer 2042	3	327.60	2,264.10	958,800	-	\$ 12,878.44	\$ 13,543.19	5.16%
MGS-S Customer 2043	3	41.33	184.13	76,009	-	\$ 1,680.18	\$ 1,765.59	5.08%
MGS-S Customer 2044	3	621.90	1,252.20	828,300	-	\$ 9,836.83	\$ 10,341.13	5.13%
MGS-S Customer 2045	3	227.59	638.24	288,065	-	\$ 4,811.91	\$ 5,058.46	5.12%
MGS-S Customer 2046	3	14.20	16.36	3,440	-	\$ 754.51	\$ 792.06	4.98%
MGS-S Customer 2047	3	-	-	55,558	-	\$ 600.12	\$ 629.76	4.94%
MGS-S Customer 2048	1	2.68	12.88	4,720	-	\$ 535.42	\$ 562.06	4.98%
MGS-S Customer 2049	3	22.00	330.16	145,600	-	\$ 2,247.56	\$ 2,362.60	5.12%
MGS-S Customer 2050	3	19.52	154.80	37,520	-	\$ 1,423.63	\$ 1,495.89	5.08%
MGS-S Customer 2051	3	2.29	7.08	3,792	-	\$ 645.54	\$ 677.52	4.95%
MGS-S Customer 2052	1	44.26	197.30	85,230	-	\$ 1,618.21	\$ 1,700.75	5.10%
MGS-S Customer 2053	1	120.34	603.87	267,890	-	\$ 3,918.81	\$ 4,120.23	5.14%
MGS-S Customer 2054	3	74.45	326.34	117,864	-	\$ 2,521.01	\$ 2,649.82	5.11%
MGS-S Customer 2055	3	38.08	255.92	79,520	-	\$ 1,993.81	\$ 2,095.54	5.10%
MGS-S Customer 2056	1	-	-	101	-	\$ 461.04	\$ 483.84	4.95%
MGS-S Customer 2057	1	-	-	2,860	-	\$ 461.04	\$ 483.84	4.95%
MGS-S Customer 2058	1	-	18.61	6,221	-	\$ 547.02	\$ 574.28	4.98%
MGS-S Customer 2059	3	276.80	1,674.40	946,200	-	\$ 9,872.09	\$ 10,381.09	5.16%
MGS-S Customer 2060	3	91.60	447.20	238,400	-	\$ 3,174.56	\$ 3,337.18	5.12%
MGS-S Customer 2061	3	81.60	655.20	231,360	-	\$ 4,080.02	\$ 4,289.76	5.14%
MGS-S Customer 2062	1	-	14.16	240	-	\$ 526.46	\$ 552.66	4.98%
MGS-S Customer 2063	3	141.30	418.73	203,791	-	\$ 3,318.87	\$ 3,488.57	5.11%
MGS-S Customer 2064	3	96.54	357.40	153,500	-	\$ 2,787.11	\$ 2,929.55	5.11%
MGS-S Customer 2065	1	60.35	267.01	91,678	-	\$ 2,029.57	\$ 2,133.35	5.11%
MGS-S Customer 2066	3	94.12	350.99	145,390	-	\$ 2,744.06	\$ 2,884.29	5.11%
MGS-S Customer 2067	1	51.75	153.71	53,655	-	\$ 1,458.39	\$ 1,532.57	5.09%
MGS-S Customer 2068	3	46.60	124.46	36,993	-	\$ 1,433.76	\$ 1,506.31	5.06%
MGS-S Customer 2069	3	86.28	334.92	146,880	-	\$ 2,626.30	\$ 2,760.48	5.11%
MGS-S Customer 2070	1	82.48	363.59	146,421	-	\$ 2,598.59	\$ 2,731.75	5.12%
MGS-S Customer 2071	3	124.56	495.56	238,680	-	\$ 3,580.92	\$ 3,764.37	5.12%
MGS-S Customer 2072	3	129.52	555.12	275,200	-	\$ 3,883.61	\$ 4,082.74	5.13%
MGS-S Customer 2073	3	114.32	514.32	239,040	-	\$ 3,610.75	\$ 3,795.84	5.13%
MGS-S Customer 2074	3	29.47	58.52	15,445	-	\$ 1,034.04	\$ 1,085.98	5.02%
MGS-S Customer 2075	3	5.36	112.60	24,960	-	\$ 1,150.08	\$ 1,208.24	5.06%
MGS-S Customer 2076	1	39.00	78.60	13,440	-	\$ 1,040.62	\$ 1,093.21	5.05%
MGS-S Customer 2077	1	-	60.32	4,880	-	\$ 739.72	\$ 777.00	5.04%

Internal Use

Customer	Phase	Jul - Aug KW	Sept - Jun KW	Jan - Dec KWH	Jan - Dec KVAR	Distribution 7/22 Prices	Distribution 8/23 Prices	Distribution % Difference
MGS-S Customer 2078	1	-	-	106,285	-	\$ 461.04	\$ 483.84	4.95%
MGS-S Customer 2079	1	50.88	186.24	56,800	-	\$ 1,603.85	\$ 1,685.60	5.10%
MGS-S Customer 2080	3	-	-	756	-	\$ 600.12	\$ 629.76	4.94%
MGS-S Customer 2081	1	-	49.12	15,040	-	\$ 687.97	\$ 722.56	5.03%
MGS-S Customer 2082	3	18.08	231.12	124,720	153.96	\$ 2,029.97	\$ 2,120.14	4.44%
MGS-S Customer 2083	1	35.70	181.78	37,613	-	\$ 1,499.00	\$ 1,575.42	5.10%
MGS-S Customer 2084	1	38.07	157.55	52,682	-	\$ 1,400.21	\$ 1,471.48	5.09%
MGS-S Customer 2085	1	7.18	35.78	16,935	-	\$ 666.19	\$ 699.59	5.01%
MGS-S Customer 2086	3	166.56	523.68	186,720	-	\$ 3,943.93	\$ 4,145.89	5.12%
MGS-S Customer 2087	3	341.60	851.40	601,600	-	\$ 6,429.47	\$ 6,759.09	5.13%
MGS-S Customer 2088	1	-	116.27	111,920	-	\$ 998.21	\$ 1,048.91	5.08%
MGS-S Customer 2089	3	-	-	83,160	-	\$ 600.12	\$ 629.76	4.94%
MGS-S Customer 2090	3	194.40	563.04	222,840	-	\$ 4,280.28	\$ 4,499.49	5.12%
MGS-S Customer 2091	1	7.12	38.36	14,360	-	\$ 677.78	\$ 711.78	5.02%
MGS-S Customer 2092	3	40.92	145.80	54,360	-	\$ 1,500.82	\$ 1,576.91	5.07%
MGS-S Customer 2093	3	-	-	157,698	-	\$ 600.12	\$ 629.76	4.94%
MGS-S Customer 2094	3	-	88.20	99,647	-	\$ 1,007.60	\$ 1,058.41	5.04%
MGS-S Customer 2095	3	246.72	1,353.44	495,040	-	\$ 8,222.31	\$ 8,645.86	5.15%
MGS-S Customer 2096	3	-	147.88	1,040	-	\$ 1,283.33	\$ 1,348.46	5.08%
MGS-S Customer 2097	3	291.28	1,130.24	1,436,800	-	\$ 7,438.43	\$ 7,820.89	5.14%
MGS-S Customer 2098	1	-	30.80	240	-	\$ 603.34	\$ 633.53	5.00%
MGS-S Customer 2099	1	-	-	-	-	\$ 461.04	\$ 483.84	4.95%
MGS-S Customer 2100	3	34.68	192.60	41,600	-	\$ 1,682.41	\$ 1,767.98	5.09%
MGS-S Customer 2101	3	53.44	257.22	88,510	-	\$ 2,085.07	\$ 2,191.40	5.10%
MGS-S Customer 2102	3	136.56	590.00	221,680	-	\$ 4,083.83	\$ 4,293.30	5.13%
MGS-S Customer 2103	3	109.20	462.16	203,840	-	\$ 3,341.36	\$ 3,512.49	5.12%
MGS-S Customer 2104	3	123.56	462.08	213,160	-	\$ 3,420.69	\$ 3,595.82	5.12%
MGS-S Customer 2105	1	-	-	104,367	-	\$ 461.04	\$ 483.84	4.95%
MGS-S Customer 2106	3	-	22.12	8,680	-	\$ 702.31	\$ 737.26	4.98%
MGS-S Customer 2107	1	-	26.67	101,322	-	\$ 584.26	\$ 613.46	5.00%
MGS-S Customer 2108	1	119.31	505.92	204,345	-	\$ 3,460.56	\$ 3,638.19	5.13%
MGS-S Customer 2109	1	91.10	142.46	179,344	-	\$ 1,624.81	\$ 1,707.31	5.08%
MGS-S Customer 2110	1	-	118.67	162,514	-	\$ 1,009.30	\$ 1,060.58	5.08%
MGS-S Customer 2111	1	61.20	304.04	120,416	-	\$ 2,205.36	\$ 2,318.27	5.12%
MGS-S Customer 2112	3	-	71.83	104,824	-	\$ 931.97	\$ 978.85	5.03%
MGS-S Customer 2113	3	4.52	67.80	6,520	-	\$ 938.44	\$ 985.62	5.03%
MGS-S Customer 2114	1	-	56.98	13,052	-	\$ 724.29	\$ 760.76	5.04%
MGS-S Customer 2115	1	110.64	-	22,680	-	\$ 1,075.09	\$ 1,128.87	5.00%
MGS-S Customer 2116	1	-	45.90	81,207	-	\$ 673.10	\$ 706.91	5.02%
MGS-S Customer 2117	3	162.96	839.62	360,344	-	\$ 5,383.59	\$ 5,660.37	5.14%

Internal Use

Customer	Phase	Jul - Aug KW	Sept - Jun KW	Jan - Dec KWH	Jan - Dec KVAR	Distribution 7/22 Prices	Distribution 8/23 Prices	Distribution % Difference
MGS-S Customer 2118	3	51.98	263.24	32,341	-	\$ 2,104.78	\$ 2,212.15	5.10%
MGS-S Customer 2119	3	136.96	766.48	243,080	-	\$ 4,901.39	\$ 5,153.33	5.14%
MGS-S Customer 2120	3	-	374.56	402,675	-	\$ 2,330.59	\$ 2,450.12	5.13%
MGS-S Customer 2121	3	45.88	148.16	69,120	-	\$ 1,539.25	\$ 1,617.30	5.07%
MGS-S Customer 2122	1	44.82	193.58	94,861	-	\$ 1,604.13	\$ 1,685.94	5.10%
MGS-S Customer 2123	3	23.84	80.72	31,280	-	\$ 1,105.36	\$ 1,161.05	5.04%
MGS-S Customer 2124	1	-	-	136,417	-	\$ 461.04	\$ 483.84	4.95%
MGS-S Customer 2125	3	-	107.12	11,920	13.56	\$ 1,118.07	\$ 1,173.42	4.95%
MGS-S Customer 2126	3	11.87	44.22	12,521	-	\$ 870.29	\$ 913.87	5.01%
MGS-S Customer 2127	3	183.80	674.00	317,600	-	\$ 4,734.09	\$ 4,976.95	5.13%
MGS-S Customer 2128	3	41.16	123.36	40,400	-	\$ 1,398.48	\$ 1,469.25	5.06%
MGS-S Customer 2129	1	36.23	146.66	57,807	-	\$ 1,339.69	\$ 1,407.83	5.09%
MGS-S Customer 2130	1	154.08	817.11	362,920	-	\$ 5,091.23	\$ 5,353.28	5.15%
MGS-S Customer 2131	1	175.28	922.32	431,280	-	\$ 5,694.96	\$ 5,988.20	5.15%
MGS-S Customer 2132	1	36.68	153.93	70,475	-	\$ 1,375.77	\$ 1,445.78	5.09%
MGS-S Customer 2133	3	173.36	639.92	141,520	40.28	\$ 4,587.17	\$ 4,818.94	5.05%
MGS-S Customer 2134	3	54.95	253.84	45,674	-	\$ 2,077.83	\$ 2,183.78	5.10%
MGS-S Customer 2135	3	-	24.08	4,348	-	\$ 711.37	\$ 746.79	4.98%
MGS-S Customer 2136	1	64.82	293.61	122,095	-	\$ 2,177.27	\$ 2,288.69	5.12%
MGS-S Customer 2137	1	-	49.18	85,610	-	\$ 688.25	\$ 722.85	5.03%
MGS-S Customer 2138	3	51.87	281.67	51,527	-	\$ 2,189.31	\$ 2,301.08	5.11%
MGS-S Customer 2139	3	55.19	215.74	65,388	-	\$ 1,903.14	\$ 2,000.01	5.09%
MGS-S Customer 2140	3	-	344.48	106,000	-	\$ 2,191.62	\$ 2,303.93	5.12%
MGS-S Customer 2141	3	-	183.33	263,986	-	\$ 1,447.10	\$ 1,520.74	5.09%
MGS-S Customer 2142	3	80.48	415.68	77,760	-	\$ 2,967.23	\$ 3,119.16	5.12%
MGS-S Customer 2143	3	21.00	93.80	37,240	-	\$ 1,150.03	\$ 1,208.06	5.05%
MGS-S Customer 2144	3	-	-	26,548	-	\$ 600.12	\$ 629.76	4.94%
MGS-S Customer 2145	3	339.60	1,522.92	730,440	-	\$ 9,520.79	\$ 10,011.02	5.15%
MGS-S Customer 2146	3	79.28	582.16	171,760	-	\$ 3,729.70	\$ 3,921.26	5.14%
MGS-S Customer 2147	1	67.09	270.08	141,640	-	\$ 2,081.16	\$ 2,187.56	5.11%
MGS-S Customer 2148	1	-	19.40	52,071	-	\$ 550.67	\$ 578.12	4.98%
MGS-S Customer 2149	1	-	-	-	-	\$ 461.04	\$ 483.84	4.95%
MGS-S Customer 2150	3	95.04	339.60	158,720	-	\$ 2,696.54	\$ 2,834.30	5.11%
MGS-S Customer 2151	3	36.15	217.16	62,458	-	\$ 1,804.03	\$ 1,895.91	5.09%
MGS-S Customer 2152	3	94.08	491.04	187,520	-	\$ 3,390.87	\$ 3,564.70	5.13%
MGS-S Customer 2153	1	37.82	91.31	19,774	-	\$ 1,092.79	\$ 1,148.10	5.06%
MGS-S Customer 2154	3	48.12	189.96	58,320	-	\$ 1,744.80	\$ 1,833.51	5.08%
MGS-S Customer 2155	3	29.76	100.80	43,200	-	\$ 1,230.98	\$ 1,293.15	5.05%
MGS-S Customer 2156	3	94.22	407.66	219,671	-	\$ 3,006.43	\$ 3,160.29	5.12%
MGS-S Customer 2157	1	-	79.98	119,326	-	\$ 830.55	\$ 872.54	5.06%

Internal Use

Customer	Phase	Jul - Aug KW	Sept - Jun KW	Jan - Dec KWH	Jan - Dec KVAR	Distribution 7/22 Prices	Distribution 8/23 Prices	Distribution % Difference
MGS-S Customer 2158	1	-	44.11	96,149	-	\$ 664.83	\$ 698.21	5.02%
MGS-S Customer 2159	3	72.56	318.80	147,600	-	\$ 2,475.68	\$ 2,602.15	5.11%
MGS-S Customer 2160	3	1.76	244.20	51,720	-	\$ 1,738.09	\$ 1,826.83	5.11%
MGS-S Customer 2161	3	20.58	151.06	33,763	-	\$ 1,412.24	\$ 1,483.89	5.07%
MGS-S Customer 2162	3	0.44	122.98	13,361	-	\$ 1,170.73	\$ 1,230.01	5.06%
MGS-S Customer 2163	3	27.59	177.96	37,597	-	\$ 1,575.42	\$ 1,655.50	5.08%
MGS-S Customer 2164	3	-	40.32	5,520	-	\$ 786.40	\$ 825.72	5.00%
MGS-S Customer 2165	3	31.16	143.76	56,440	-	\$ 1,437.23	\$ 1,510.10	5.07%
MGS-S Customer 2166	3	83.75	386.34	163,867	-	\$ 2,849.82	\$ 2,995.63	5.12%
MGS-S Customer 2167	3	24.96	134.80	81,440	-	\$ 1,361.42	\$ 1,430.40	5.07%
MGS-S Customer 2168	1	-	-	87,657	-	\$ 461.04	\$ 483.84	4.95%
MGS-S Customer 2169	3	101.56	350.36	107,240	-	\$ 2,782.44	\$ 2,924.60	5.11%
MGS-S Customer 2170	1	-	-	72,300	-	\$ 461.04	\$ 483.84	4.95%
MGS-S Customer 2171	3	-	103.94	11,303	-	\$ 1,080.32	\$ 1,134.91	5.05%
MGS-S Customer 2172	3	12.52	164.20	42,680	-	\$ 1,428.21	\$ 1,500.76	5.08%
MGS-S Customer 2173	1	-	53.05	5,592	-	\$ 706.13	\$ 741.66	5.03%
MGS-S Customer 2174	3	26.69	131.76	45,811	-	\$ 1,356.98	\$ 1,425.72	5.07%
MGS-S Customer 2175	3	59.36	203.57	89,212	-	\$ 1,870.06	\$ 1,965.18	5.09%
MGS-S Customer 2176	3	21.16	123.60	31,502	-	\$ 1,288.59	\$ 1,353.82	5.06%
MGS-S Customer 2177	1	-	-	86,236	-	\$ 461.04	\$ 483.84	4.95%
MGS-S Customer 2178	3	-	-	-	-	\$ 600.12	\$ 629.76	4.94%
MGS-S Customer 2179	3	215.01	927.41	261,538	-	\$ 6,078.06	\$ 6,390.48	5.14%
MGS-S Customer 2180	3	42.30	261.40	48,004	-	\$ 2,042.55	\$ 2,146.77	5.10%
MGS-S Customer 2181	3	552.16	2,345.60	735,520	861.52	\$ 15,965.86	\$ 16,713.05	4.68%
MGS-S Customer 2182	3	-	143.74	203,713	-	\$ 1,264.20	\$ 1,328.34	5.07%
MGS-S Customer 2183	1	49.61	220.90	84,718	-	\$ 1,756.93	\$ 1,846.64	5.11%
MGS-S Customer 2184	1	74.66	246.16	132,361	-	\$ 2,012.66	\$ 2,115.45	5.11%
MGS-S Customer 2185	3	78.93	134.60	40,846	-	\$ 1,660.03	\$ 1,744.08	5.06%
MGS-S Customer 2186	3	-	-	70,890	-	\$ 600.12	\$ 629.76	4.94%
MGS-S Customer 2187	1	69.82	110.51	57,005	-	\$ 1,359.10	\$ 1,427.97	5.07%
MGS-S Customer 2188	3	19.74	68.52	33,688	-	\$ 1,026.24	\$ 1,077.85	5.03%
MGS-S Customer 2189	3	-	14.64	3,645	-	\$ 667.76	\$ 700.91	4.96%
MGS-S Customer 2190	3	98.48	166.32	67,208	-	\$ 1,915.08	\$ 2,012.21	5.07%
MGS-S Customer 2191	1	31.45	105.08	58,948	-	\$ 1,121.06	\$ 1,177.88	5.07%
MGS-S Customer 2192	3	19.56	555.64	128,680	-	\$ 3,275.73	\$ 3,444.21	5.14%
MGS-S Customer 2193	1	39.49	74.25	17,866	-	\$ 1,023.24	\$ 1,074.92	5.05%
MGS-S Customer 2194	1	15.90	55.05	23,116	-	\$ 803.62	\$ 844.08	5.03%
MGS-S Customer 2195	1	44.15	182.59	76,451	-	\$ 1,549.64	\$ 1,628.62	5.10%
MGS-S Customer 2196	3	5.16	40.32	18,120	-	\$ 815.04	\$ 855.80	5.00%
MGS-S Customer 2197	3	116.40	468.08	98,640	-	\$ 3,408.67	\$ 3,583.24	5.12%

Internal Use

Customer	Phase	Jul - Aug KW	Sept - Jun KW	Jan - Dec KWH	Jan - Dec KVAR	Distribution 7/22 Prices	Distribution 8/23 Prices	Distribution % Difference
MGS-S Customer 2198	3	-	120.72	84,080	-	\$ 1,157.85	\$ 1,216.46	5.06%
MGS-S Customer 2199	3	19.52	94.08	54,880	-	\$ 1,143.11	\$ 1,200.79	5.05%
MGS-S Customer 2200	1	17.12	68.12	25,214	-	\$ 870.77	\$ 914.71	5.05%
MGS-S Customer 2201	1	42.14	190.15	111,065	-	\$ 1,573.41	\$ 1,653.65	5.10%
MGS-S Customer 2202	1	208.32	694.44	296,640	-	\$ 4,825.53	\$ 5,073.32	5.13%
MGS-S Customer 2203	3	12.25	92.29	21,407	-	\$ 1,094.49	\$ 1,149.71	5.05%
MGS-S Customer 2204	1	72.69	238.52	81,458	-	\$ 1,966.43	\$ 2,066.83	5.11%
MGS-S Customer 2205	1	-	0.96	-	-	\$ 465.48	\$ 488.51	4.95%
MGS-S Customer 2206	1	-	3.21	259	-	\$ 475.87	\$ 499.44	4.95%
MGS-S Customer 2207	3	66.00	153.80	48,100	-	\$ 1,676.98	\$ 1,762.01	5.07%
MGS-S Customer 2208	3	93.76	348.96	100,560	-	\$ 2,732.68	\$ 2,872.33	5.11%
MGS-S Customer 2209	3	22.06	149.81	60,667	-	\$ 1,414.68	\$ 1,486.45	5.07%
MGS-S Customer 2210	3	5.00	89.68	20,848	-	\$ 1,042.19	\$ 1,094.75	5.04%
MGS-S Customer 2211	1	-	46.92	15,000	-	\$ 677.81	\$ 711.87	5.03%
MGS-S Customer 2212	3	441.60	1,320.64	212,160	1,978.40	\$ 12,515.64	\$ 12,985.88	3.76%
MGS-S Customer 2213	1	-	0.72	425	-	\$ 464.37	\$ 487.34	4.95%
MGS-S Customer 2214	1	18.60	111.09	32,956	-	\$ 1,077.51	\$ 1,132.18	5.07%
MGS-S Customer 2215	3	37.44	190.08	92,800	99.04	\$ 1,854.45	\$ 1,940.19	4.62%
MGS-S Customer 2216	3	3.95	22.12	30,720	-	\$ 724.24	\$ 760.29	4.98%
MGS-S Customer 2217	1	65.37	275.25	139,071	-	\$ 2,095.50	\$ 2,202.66	5.11%
MGS-S Customer 2218	3	-	30.20	92,835	-	\$ 739.64	\$ 776.53	4.99%
MGS-S Customer 2219	3	132.72	320.16	106,000	-	\$ 2,815.86	\$ 2,959.50	5.10%
MGS-S Customer 2220	3	-	30.44	5,480	-	\$ 740.75	\$ 777.70	4.99%
MGS-S Customer 2221	3	-	43.48	80	-	\$ 801.00	\$ 841.07	5.00%
MGS-S Customer 2222	1	42.86	119.42	53,619	-	\$ 1,250.63	\$ 1,314.10	5.08%
MGS-S Customer 2223	1	63.41	203.59	77,130	-	\$ 1,753.55	\$ 1,842.97	5.10%
MGS-S Customer 2224	1	46.80	171.37	72,280	-	\$ 1,512.51	\$ 1,589.54	5.09%
MGS-S Customer 2225	3	37.52	155.72	76,640	-	\$ 1,527.78	\$ 1,605.30	5.07%
MGS-S Customer 2226	3	136.88	257.60	151,200	-	\$ 2,549.92	\$ 2,679.71	5.09%
MGS-S Customer 2227	3	160.40	190.00	94,880	-	\$ 2,368.14	\$ 2,488.29	5.07%
MGS-S Customer 2228	1	78.53	245.31	135,481	-	\$ 2,030.21	\$ 2,133.88	5.11%
MGS-S Customer 2229	1	45.04	146.56	79,760	-	\$ 1,388.12	\$ 1,458.70	5.08%
MGS-S Customer 2230	3	16.80	113.92	7,520	-	\$ 1,219.67	\$ 1,281.36	5.06%
MGS-S Customer 2231	3	124.80	270.72	92,160	-	\$ 2,543.49	\$ 2,673.04	5.09%
MGS-S Customer 2232	1	92.72	286.01	117,225	-	\$ 2,297.00	\$ 2,414.41	5.11%
MGS-S Customer 2233	3	62.92	211.24	106,840	-	\$ 1,925.25	\$ 2,023.21	5.09%
MGS-S Customer 2234	1	51.81	126.07	53,069	-	\$ 1,331.03	\$ 1,398.59	5.08%
MGS-S Customer 2235	3	13.64	76.56	15,840	-	\$ 1,029.53	\$ 1,081.36	5.03%
MGS-S Customer 2236	3	4.93	57.44	12,295	-	\$ 892.85	\$ 937.66	5.02%
MGS-S Customer 2237	3	139.52	223.28	84,960	-	\$ 2,406.01	\$ 2,528.30	5.08%

Internal Use

Customer	Phase	Jul - Aug KW	Sept - Jun KW	Jan - Dec KWH	Jan - Dec KVAR	Distribution 7/22 Prices	Distribution 8/23 Prices	Distribution % Difference
MGS-S Customer 2238	3	-	50.52	6,880	-	\$ 833.52	\$ 875.29	5.01%
MGS-S Customer 2239	1	39.21	176.58	175,775	-	\$ 1,494.46	\$ 1,570.61	5.10%
MGS-S Customer 2240	3	381.60	2,459.40	954,000	-	\$ 14,080.43	\$ 14,807.17	5.16%
MGS-S Customer 2241	3	71.40	535.20	134,100	-	\$ 3,469.01	\$ 3,647.09	5.13%
MGS-S Customer 2242	3	59.68	226.72	79,680	6.40	\$ 1,989.67	\$ 2,090.43	5.06%
MGS-S Customer 2243	3	56.28	224.92	83,640	-	\$ 1,951.60	\$ 2,050.98	5.09%
MGS-S Customer 2244	3	56.16	168.48	57,560	-	\$ 1,690.19	\$ 1,775.99	5.08%
MGS-S Customer 2245	3	37.36	142.28	17,480	-	\$ 1,464.80	\$ 1,539.05	5.07%
MGS-S Customer 2246	3	131.88	390.60	189,240	-	\$ 3,136.63	\$ 3,296.94	5.11%
MGS-S Customer 2247	1	66.80	221.91	108,593	-	\$ 1,857.00	\$ 1,951.77	5.10%
MGS-S Customer 2248	3	2.76	45.80	12,040	-	\$ 827.03	\$ 868.44	5.01%
MGS-S Customer 2249	3	12.72	174.48	31,560	0.06	\$ 1,476.92	\$ 1,551.99	5.08%
MGS-S Customer 2250	3	57.39	153.30	64,249	-	\$ 1,626.88	\$ 1,709.38	5.07%
MGS-S Customer 2251	3	56.61	191.16	51,798	-	\$ 1,797.46	\$ 1,888.83	5.08%
MGS-S Customer 2252	1	44.01	248.85	138,254	-	\$ 1,854.98	\$ 1,949.83	5.11%
MGS-S Customer 2253	1	86.85	290.38	158,016	-	\$ 2,284.61	\$ 2,401.42	5.11%
MGS-S Customer 2254	1	59.67	197.32	94,073	-	\$ 1,703.83	\$ 1,790.69	5.10%
MGS-S Customer 2255	1	50.27	183.76	101,367	-	\$ 1,589.01	\$ 1,669.99	5.10%
MGS-S Customer 2256	3	167.84	722.68	160,920	-	\$ 4,870.41	\$ 5,120.49	5.13%
MGS-S Customer 2257	3	105.28	494.28	176,400	-	\$ 3,468.00	\$ 3,645.74	5.13%
MGS-S Customer 2258	3	185.84	512.24	192,160	-	\$ 3,998.08	\$ 4,202.69	5.12%
MGS-S Customer 2259	3	24.24	95.76	33,360	-	\$ 1,177.06	\$ 1,236.47	5.05%
MGS-S Customer 2260	1	4.65	136.06	36,539	-	\$ 1,115.44	\$ 1,172.20	5.09%
MGS-S Customer 2261	3	-	84.72	2,160	-	\$ 991.53	\$ 1,041.50	5.04%
MGS-S Customer 2262	1	-	46.40	10,080	-	\$ 675.41	\$ 709.34	5.02%
MGS-S Customer 2263	3	116.48	464.24	164,640	-	\$ 3,391.37	\$ 3,565.04	5.12%
MGS-S Customer 2264	1	78.32	268.78	133,070	-	\$ 2,137.48	\$ 2,246.72	5.11%
MGS-S Customer 2265	1	-	25.28	400	-	\$ 577.83	\$ 606.70	5.00%
MGS-S Customer 2266	3	4.22	6.22	941	-	\$ 652.28	\$ 684.59	4.95%
MGS-S Customer 2267	1	20.98	75.17	26,378	-	\$ 924.76	\$ 971.48	5.05%
MGS-S Customer 2268	3	0.49	3.70	1,273	-	\$ 619.93	\$ 650.60	4.95%
MGS-S Customer 2269	3	0.20	102.56	1,560	-	\$ 1,075.06	\$ 1,129.37	5.05%
MGS-S Customer 2270	1	-	-	19,086	-	\$ 461.04	\$ 483.84	4.95%
MGS-S Customer 2271	3	27.76	143.12	21,920	7.00	\$ 1,427.30	\$ 1,499.06	5.03%
MGS-S Customer 2272	1	61.96	185.03	74,669	-	\$ 1,659.76	\$ 1,744.31	5.09%
MGS-S Customer 2273	1	61.36	174.23	110,379	-	\$ 1,606.53	\$ 1,688.33	5.09%
MGS-S Customer 2274	3	-	26.63	3,559	-	\$ 723.15	\$ 759.18	4.98%
MGS-S Customer 2275	3	61.53	182.25	67,891	-	\$ 1,783.61	\$ 1,874.21	5.08%
MGS-S Customer 2276	1	71.88	249.43	132,783	-	\$ 2,012.34	\$ 2,115.13	5.11%
MGS-S Customer 2277	1	85.54	306.95	98,250	-	\$ 2,353.90	\$ 2,474.32	5.12%

Internal Use

Customer	Phase	Jul - Aug KW	Sept - Jun KW	Jan - Dec KWH	Jan - Dec KVAR	Distribution 7/22 Prices	Distribution 8/23 Prices	Distribution % Difference
MGS-S Customer 2278	1	91.92	377.76	155,520	-	\$ 2,716.45	\$ 2,855.65	5.12%
MGS-S Customer 2279	3	-	9.72	367	-	\$ 645.03	\$ 677.00	4.96%
MGS-S Customer 2280	1	87.09	286.44	126,884	-	\$ 2,267.74	\$ 2,383.67	5.11%
MGS-S Customer 2281	1	54.08	150.41	66,917	-	\$ 1,456.08	\$ 1,530.12	5.08%
MGS-S Customer 2282	1	40.40	56.21	31,112	-	\$ 944.95	\$ 992.55	5.04%
MGS-S Customer 2283	1	48.86	70.05	40,638	-	\$ 1,055.84	\$ 1,109.14	5.05%
MGS-S Customer 2284	3	72.62	131.75	36,286	-	\$ 1,611.85	\$ 1,693.44	5.06%
MGS-S Customer 2285	3	-	-	83,840	-	\$ 600.12	\$ 629.76	4.94%
MGS-S Customer 2286	1	36.87	103.40	39,414	-	\$ 1,143.38	\$ 1,201.32	5.07%
MGS-S Customer 2287	3	179.72	473.12	189,280	-	\$ 3,783.38	\$ 3,976.89	5.11%
MGS-S Customer 2288	1	-	16.83	1,778	-	\$ 538.79	\$ 565.63	4.98%
MGS-S Customer 2289	3	31.90	94.96	40,083	-	\$ 1,215.88	\$ 1,277.24	5.05%
MGS-S Customer 2290	1	-	-	40,539	-	\$ 461.04	\$ 483.84	4.95%
MGS-S Customer 2291	3	88.12	285.05	144,967	-	\$ 2,406.12	\$ 2,528.84	5.10%
MGS-S Customer 2292	3	36.88	155.68	73,440	-	\$ 1,524.05	\$ 1,601.38	5.07%
MGS-S Customer 2293	3	26.99	182.28	39,481	-	\$ 1,592.05	\$ 1,672.99	5.08%
MGS-S Customer 2294	1	49.62	148.89	70,667	-	\$ 1,424.30	\$ 1,496.73	5.09%
MGS-S Customer 2295	3	68.12	183.16	49,760	-	\$ 1,824.39	\$ 1,917.06	5.08%
MGS-S Customer 2296	1	-	0.12	-	-	\$ 461.59	\$ 484.42	4.95%
MGS-S Customer 2297	1	56.64	97.21	50,646	-	\$ 1,224.50	\$ 1,286.49	5.06%
MGS-S Customer 2298	1	18.72	164.16	62,080	-	\$ 1,323.36	\$ 1,390.80	5.10%
MGS-S Customer 2299	3	86.35	280.11	104,331	-	\$ 2,373.47	\$ 2,494.52	5.10%
MGS-S Customer 2300	1	-	21.28	76,960	-	\$ 559.35	\$ 587.26	4.99%
MGS-S Customer 2301	3	95.52	244.08	38,400	-	\$ 2,257.91	\$ 2,372.87	5.09%
MGS-S Customer 2302	1	88.34	205.58	88,894	-	\$ 1,901.11	\$ 1,997.98	5.10%
MGS-S Customer 2303	1	59.56	175.86	42,389	-	\$ 1,604.07	\$ 1,685.75	5.09%
MGS-S Customer 2304	1	5.15	18.07	2,641	-	\$ 573.11	\$ 601.68	4.99%
MGS-S Customer 2305	3	12.96	60.00	14,320	-	\$ 949.25	\$ 996.92	5.02%
MGS-S Customer 2306	1	57.62	165.27	61,534	-	\$ 1,544.38	\$ 1,622.98	5.09%
MGS-S Customer 2307	3	-	-	14,181	-	\$ 600.12	\$ 629.76	4.94%
MGS-S Customer 2308	3	125.47	312.10	156,206	-	\$ 2,738.38	\$ 2,878.06	5.10%
MGS-S Customer 2309	3	82.85	220.27	86,650	-	\$ 2,077.58	\$ 2,183.29	5.09%
MGS-S Customer 2310	3	81.68	174.96	69,040	-	\$ 1,861.76	\$ 1,956.26	5.08%
MGS-S Customer 2311	1	-	13.52	960	-	\$ 523.50	\$ 549.55	4.98%
MGS-S Customer 2312	1	45.66	127.33	46,519	-	\$ 1,302.72	\$ 1,368.86	5.08%
MGS-S Customer 2313	3	104.56	227.68	85,120	-	\$ 2,232.31	\$ 2,345.87	5.09%
MGS-S Customer 2314	3	17.40	40.80	6,840	-	\$ 885.19	\$ 929.49	5.00%
MGS-S Customer 2315	3	-	104.44	16,360	15.86	\$ 1,109.59	\$ 1,164.30	4.93%
MGS-S Customer 2316	3	14.64	227.96	75,960	-	\$ 1,734.55	\$ 1,823.00	5.10%
MGS-S Customer 2317	3	166.68	429.36	182,880	-	\$ 3,508.84	\$ 3,688.19	5.11%

Internal Use

Customer	Phase	Jul - Aug KW	Sept - Jun KW	Jan - Dec KWH	Jan - Dec KVAR	Distribution 7/22 Prices	Distribution 8/23 Prices	Distribution % Difference
MGS-S Customer 2318	3	38.11	92.95	44,299	-	\$ 1,241.06	\$ 1,303.68	5.05%
MGS-S Customer 2319	3	122.76	297.96	169,680	-	\$ 2,658.01	\$ 2,793.54	5.10%
MGS-S Customer 2320	3	266.40	691.80	418,400	-	\$ 5,274.76	\$ 5,545.02	5.12%
MGS-S Customer 2321	3	-	73.52	7,360	-	\$ 939.78	\$ 987.07	5.03%
MGS-S Customer 2322	3	60.08	144.00	37,360	-	\$ 1,598.84	\$ 1,679.87	5.07%
MGS-S Customer 2323	3	80.52	195.84	41,360	272.94	\$ 2,415.78	\$ 2,514.97	4.11%
MGS-S Customer 2324	3	23.00	98.00	20,205	-	\$ 1,180.53	\$ 1,240.13	5.05%
MGS-S Customer 2325	3	33.46	138.94	31,673	-	\$ 1,427.73	\$ 1,500.08	5.07%
MGS-S Customer 2326	3	379.60	1,047.20	583,280	-	\$ 7,544.96	\$ 7,932.22	5.13%
MGS-S Customer 2327	1	158.32	222.00	80,160	-	\$ 2,365.36	\$ 2,485.77	5.09%
MGS-S Customer 2328	1	43.32	108.87	45,966	-	\$ 1,204.45	\$ 1,265.50	5.07%
MGS-S Customer 2329	3	55.04	162.16	89,240	-	\$ 1,654.77	\$ 1,738.74	5.07%
MGS-S Customer 2330	1	57.70	153.90	46,748	-	\$ 1,492.29	\$ 1,568.19	5.09%
MGS-S Customer 2331	3	72.00	154.40	49,600	-	\$ 1,713.05	\$ 1,799.90	5.07%
MGS-S Customer 2332	3	63.00	137.88	35,280	-	\$ 1,586.78	\$ 1,667.15	5.06%
MGS-S Customer 2333	3	17.91	30.90	12,897	-	\$ 842.28	\$ 884.35	4.99%
MGS-S Customer 2334	3	-	-	-	-	\$ 600.12	\$ 629.76	4.94%
MGS-S Customer 2335	3	27.20	97.80	22,360	-	\$ 1,202.92	\$ 1,263.64	5.05%
MGS-S Customer 2336	3	19.40	80.91	9,500	-	\$ 1,081.59	\$ 1,136.08	5.04%
MGS-S Customer 2337	1	79.77	173.53	69,798	-	\$ 1,705.47	\$ 1,792.25	5.09%
MGS-S Customer 2338	3	121.24	330.76	230,400	-	\$ 2,801.11	\$ 2,944.08	5.10%
MGS-S Customer 2339	1	2.45	13.70	713	-	\$ 537.93	\$ 564.71	4.98%
MGS-S Customer 2340	3	26.08	59.60	14,120	56.68	\$ 1,116.57	\$ 1,167.82	4.59%
MGS-S Customer 2341	1	31.37	123.16	25,583	-	\$ 1,204.14	\$ 1,265.28	5.08%
MGS-S Customer 2342	3	47.43	102.30	40,375	-	\$ 1,335.98	\$ 1,403.45	5.05%
MGS-S Customer 2343	1	-	23.40	120	-	\$ 569.15	\$ 597.56	4.99%
MGS-S Customer 2344	3	44.80	63.28	17,040	-	\$ 1,141.11	\$ 1,198.48	5.03%
MGS-S Customer 2345	1	-	72.69	125,532	-	\$ 796.87	\$ 837.11	5.05%
MGS-S Customer 2346	3	9.36	25.80	2,520	-	\$ 771.26	\$ 809.72	4.99%
MGS-S Customer 2347	3	36.20	81.70	11,567	-	\$ 1,178.48	\$ 1,237.87	5.04%
MGS-S Customer 2348	1	2.56	103.98	40,626	-	\$ 955.64	\$ 1,004.11	5.07%
MGS-S Customer 2349	3	-	-	62,560	-	\$ 600.12	\$ 629.76	4.94%
MGS-S Customer 2350	3	112.13	320.65	124,430	-	\$ 2,703.84	\$ 2,841.84	5.10%
MGS-S Customer 2351	1	35.72	63.40	17,320	-	\$ 952.19	\$ 1,000.21	5.04%
MGS-S Customer 2352	3	57.52	118.96	48,800	-	\$ 1,468.95	\$ 1,543.25	5.06%
MGS-S Customer 2353	3	24.63	28.39	3,985	-	\$ 867.98	\$ 911.33	4.99%
MGS-S Customer 2354	3	9.68	72.73	19,531	-	\$ 989.86	\$ 1,039.66	5.03%
MGS-S Customer 2355	1	132.08	348.56	182,640	-	\$ 2,804.43	\$ 2,947.87	5.11%
MGS-S Customer 2356	1	4.15	10.11	990	-	\$ 530.78	\$ 557.17	4.97%
MGS-S Customer 2357	1	58.10	137.31	42,293	-	\$ 1,417.87	\$ 1,489.89	5.08%

Internal Use

Customer	Phase	Jul - Aug KW	Sept - Jun KW	Jan - Dec KWH	Jan - Dec KVAR	Distribution 7/22 Prices	Distribution 8/23 Prices	Distribution % Difference
MGS-S Customer 2358	3	52.12	152.12	47,400	9.76	\$ 1,608.77	\$ 1,689.51	5.02%
MGS-S Customer 2359	1	99.60	129.84	46,080	-	\$ 1,613.68	\$ 1,695.53	5.07%
MGS-S Customer 2360	1	73.56	99.96	38,280	-	\$ 1,331.11	\$ 1,398.50	5.06%
MGS-S Customer 2361	1	79.32	110.52	34,080	-	\$ 1,411.87	\$ 1,483.40	5.07%
MGS-S Customer 2362	1	50.99	81.99	44,513	-	\$ 1,122.83	\$ 1,179.58	5.05%
MGS-S Customer 2363	1	63.97	92.09	45,953	-	\$ 1,241.53	\$ 1,304.34	5.06%
MGS-S Customer 2364	3	88.56	269.80	34,360	-	\$ 2,338.10	\$ 2,457.29	5.10%
MGS-S Customer 2365	1	44.50	90.07	41,655	-	\$ 1,124.14	\$ 1,181.02	5.06%
MGS-S Customer 2366	3	85.92	252.14	43,867	-	\$ 2,241.86	\$ 2,356.07	5.09%
MGS-S Customer 2367	1	53.56	93.02	22,101	-	\$ 1,188.05	\$ 1,248.17	5.06%
MGS-S Customer 2368	3	50.73	126.33	65,701	-	\$ 1,465.32	\$ 1,539.48	5.06%
MGS-S Customer 2369	1	3.44	11.10	6,786	-	\$ 531.41	\$ 557.84	4.97%
MGS-S Customer 2370	3	36.31	110.58	31,369	-	\$ 1,312.52	\$ 1,378.87	5.06%
MGS-S Customer 2371	1	0.39	4.37	136	-	\$ 483.39	\$ 507.35	4.96%
MGS-S Customer 2372	3	32.11	98.75	35,441	-	\$ 1,234.56	\$ 1,296.89	5.05%
MGS-S Customer 2373	3	4.35	14.61	8,116	-	\$ 691.76	\$ 726.13	4.97%
MGS-S Customer 2374	1	44.42	54.30	14,943	-	\$ 958.44	\$ 1,006.71	5.04%
MGS-S Customer 2375	1	54.86	141.01	89,796	-	\$ 1,416.98	\$ 1,488.98	5.08%
MGS-S Customer 2376	3	3.68	3.04	1,360	-	\$ 634.59	\$ 665.99	4.95%
MGS-S Customer 2377	3	-	-	-	-	\$ 600.12	\$ 629.76	4.94%
MGS-S Customer 2378	3	103.80	230.40	141,040	-	\$ 2,240.66	\$ 2,354.66	5.09%
MGS-S Customer 2379	1	3.92	51.78	11,872	-	\$ 722.02	\$ 758.34	5.03%
MGS-S Customer 2380	1	71.44	133.20	65,440	-	\$ 1,472.92	\$ 1,547.69	5.08%
MGS-S Customer 2381	1	-	94.15	129,758	-	\$ 896.01	\$ 941.41	5.07%
MGS-S Customer 2382	1	8.87	11.16	379	-	\$ 561.83	\$ 589.79	4.98%
MGS-S Customer 2383	1	53.60	153.04	41,520	-	\$ 1,465.56	\$ 1,540.10	5.09%
MGS-S Customer 2384	3	72.36	233.64	49,360	130.48	\$ 2,302.95	\$ 2,408.93	4.60%
MGS-S Customer 2385	1	7.20	19.12	5,680	-	\$ 589.33	\$ 618.74	4.99%
MGS-S Customer 2386	3	7.41	58.62	5,429	-	\$ 912.07	\$ 957.85	5.02%
MGS-S Customer 2387	3	7.68	36.16	3,920	-	\$ 809.80	\$ 850.27	5.00%
MGS-S Customer 2388	3	49.82	117.06	45,864	-	\$ 1,417.44	\$ 1,489.12	5.06%
MGS-S Customer 2389	1	-	-	84,162	-	\$ 461.04	\$ 483.84	4.95%
MGS-S Customer 2390	1	-	-	40,907	-	\$ 461.04	\$ 483.84	4.95%
MGS-S Customer 2391	3	38.80	338.60	105,600	171.30	\$ 2,671.00	\$ 2,792.77	4.56%
MGS-S Customer 2392	1	24.41	53.86	11,075	-	\$ 845.35	\$ 887.91	5.03%
MGS-S Customer 2393	3	95.96	220.75	141,552	-	\$ 2,152.56	\$ 2,262.05	5.09%
MGS-S Customer 2394	1	61.38	148.27	81,516	-	\$ 1,486.71	\$ 1,562.28	5.08%
MGS-S Customer 2395	1	46.72	115.96	42,320	-	\$ 1,256.07	\$ 1,319.78	5.07%
MGS-S Customer 2396	3	34.64	8.36	4,300	-	\$ 831.00	\$ 872.34	4.97%
MGS-S Customer 2397	1	95.34	204.43	118,739	-	\$ 1,934.64	\$ 2,033.20	5.09%

Internal Use

Customer	Phase	Jul - Aug KW	Sept - Jun KW	Jan - Dec KWH	Jan - Dec KVAR	Distribution 7/22 Prices	Distribution 8/23 Prices	Distribution % Difference
MGS-S Customer 2398	1	74.00	60.00	37,400	-	\$ 1,148.94	\$ 1,206.86	5.04%
MGS-S Customer 2399	3	200.76	349.56	284,160	-	\$ 3,329.31	\$ 3,499.05	5.10%
MGS-S Customer 2400	1	26.91	90.45	48,724	-	\$ 1,028.27	\$ 1,080.31	5.06%
MGS-S Customer 2401	3	51.82	86.92	49,055	-	\$ 1,289.29	\$ 1,354.30	5.04%
MGS-S Customer 2402	3	19.27	52.92	10,782	-	\$ 951.56	\$ 999.30	5.02%
MGS-S Customer 2403	3	14.00	19.92	4,960	-	\$ 769.85	\$ 808.19	4.98%
MGS-S Customer 2404	3	14.62	30.81	6,717	-	\$ 823.60	\$ 864.73	4.99%
MGS-S Customer 2405	1	60.07	133.79	73,635	-	\$ 1,412.54	\$ 1,484.27	5.08%
MGS-S Customer 2406	1	68.54	102.53	73,867	-	\$ 1,315.13	\$ 1,381.72	5.06%
MGS-S Customer 2407	1	12.42	21.02	4,517	-	\$ 627.08	\$ 658.41	5.00%
MGS-S Customer 2408	1	8.37	13.88	7,664	-	\$ 571.62	\$ 600.09	4.98%
MGS-S Customer 2409	3	21.89	50.30	19,240	-	\$ 954.00	\$ 1,001.84	5.01%
MGS-S Customer 2410	1	6.42	19.26	4,473	-	\$ 585.65	\$ 614.87	4.99%
MGS-S Customer 2411	1	95.96	172.76	61,060	-	\$ 1,791.77	\$ 1,882.90	5.09%
MGS-S Customer 2412	1	71.10	163.60	63,644	-	\$ 1,611.48	\$ 1,693.45	5.09%
MGS-S Customer 2413	1	75.41	165.56	85,349	-	\$ 1,644.45	\$ 1,728.10	5.09%
MGS-S Customer 2414	1	40.02	96.33	40,272	-	\$ 1,128.20	\$ 1,185.32	5.06%
MGS-S Customer 2415	1	34.57	64.79	15,343	-	\$ 952.23	\$ 1,000.26	5.04%
MGS-S Customer 2416	3	152.08	312.96	160,080	-	\$ 2,890.04	\$ 3,037.37	5.10%
MGS-S Customer 2417	3	286.80	879.60	400,400	-	\$ 6,255.61	\$ 6,576.66	5.13%
MGS-S Customer 2418	1	94.64	277.04	100,560	-	\$ 2,266.22	\$ 2,382.01	5.11%
MGS-S Customer 2419	1	3.03	6.46	334	-	\$ 507.70	\$ 532.90	4.96%
MGS-S Customer 2420	3	12.36	38.70	14,593	-	\$ 847.51	\$ 889.90	5.00%
MGS-S Customer 2421	3	26.80	87.56	42,840	-	\$ 1,153.39	\$ 1,211.55	5.04%
MGS-S Customer 2422	1	-	-	-	-	\$ 461.04	\$ 483.84	4.95%
MGS-S Customer 2423	1	-	5.04	1,200	-	\$ 484.32	\$ 508.33	4.96%
MGS-S Customer 2424	1	27.31	83.95	37,662	-	\$ 1,000.46	\$ 1,051.05	5.06%
MGS-S Customer 2425	3	2.72	13.92	1,240	-	\$ 679.53	\$ 713.27	4.97%
MGS-S Customer 2426	1	-	4.09	420	-	\$ 479.94	\$ 503.72	4.95%
MGS-S Customer 2427	1	47.52	129.33	56,944	-	\$ 1,322.28	\$ 1,389.43	5.08%
MGS-S Customer 2428	3	-	7.32	228	-	\$ 633.94	\$ 665.34	4.95%
MGS-S Customer 2429	1	1.38	3.31	751	-	\$ 483.99	\$ 507.97	4.95%
MGS-S Customer 2430	3	-	21.27	109,281	-	\$ 698.39	\$ 733.13	4.97%
MGS-S Customer 2431	1	143.28	289.20	132,960	-	\$ 2,592.35	\$ 2,724.67	5.10%
MGS-S Customer 2432	3	79.52	152.32	40,560	-	\$ 1,745.17	\$ 1,833.64	5.07%
MGS-S Customer 2433	3	32.88	107.28	17,640	-	\$ 1,278.24	\$ 1,342.83	5.05%
MGS-S Customer 2434	3	-	14.56	2,400	-	\$ 667.39	\$ 700.52	4.96%
MGS-S Customer 2435	3	37.46	53.25	25,296	-	\$ 1,054.04	\$ 1,106.95	5.02%
MGS-S Customer 2436	1	109.92	298.96	150,094	-	\$ 2,452.29	\$ 2,577.62	5.11%
MGS-S Customer 2437	1	91.72	161.89	106,241	-	\$ 1,718.02	\$ 1,805.35	5.08%

Internal Use

Customer	Phase	Jul - Aug KW	Sept - Jun KW	Jan - Dec KWH	Jan - Dec KVAR	Distribution 7/22 Prices	Distribution 8/23 Prices	Distribution % Difference
MGS-S Customer 2438	3	28.70	53.73	21,933	-	\$ 1,007.64	\$ 1,058.21	5.02%
MGS-S Customer 2439	3	97.48	132.96	116,640	-	\$ 1,755.41	\$ 1,844.25	5.06%
MGS-S Customer 2440	1	10.53	47.66	20,635	-	\$ 739.67	\$ 776.86	5.03%
MGS-S Customer 2441	3	109.82	181.57	99,440	-	\$ 2,048.47	\$ 2,152.44	5.08%
MGS-S Customer 2442	3	419.52	566.76	393,720	473.58	\$ 6,351.97	\$ 6,635.10	4.46%
MGS-S Customer 2443	3	44.44	71.00	39,560	-	\$ 1,174.78	\$ 1,233.91	5.03%
MGS-S Customer 2444	3	62.80	158.24	65,840	-	\$ 1,679.73	\$ 1,764.93	5.07%
MGS-S Customer 2445	3	100.56	261.12	102,560	-	\$ 2,364.60	\$ 2,485.07	5.09%
MGS-S Customer 2446	3	79.49	141.32	46,694	-	\$ 1,694.19	\$ 1,780.00	5.06%
MGS-S Customer 2447	3	24.00	99.72	39,360	-	\$ 1,194.03	\$ 1,254.32	5.05%
MGS-S Customer 2448	3	52.82	99.54	22,542	-	\$ 1,353.15	\$ 1,421.47	5.05%
MGS-S Customer 2449	3	219.60	1,252.40	480,240	-	\$ 7,604.99	\$ 7,996.69	5.15%
MGS-S Customer 2450	3	589.28	398.72	219,600	-	\$ 5,712.71	\$ 6,003.04	5.08%
MGS-S Customer 2451	3	16.19	45.58	11,998	-	\$ 900.55	\$ 945.67	5.01%
MGS-S Customer 2452	3	27.36	19.20	15,040	-	\$ 840.67	\$ 882.58	4.99%
MGS-S Customer 2453	1	23.89	56.85	12,898	-	\$ 856.28	\$ 899.41	5.04%
MGS-S Customer 2454	3	10.99	6.61	3,315	-	\$ 691.65	\$ 725.96	4.96%
MGS-S Customer 2455	3	192.08	320.56	200,080	-	\$ 3,147.15	\$ 3,307.51	5.10%
MGS-S Customer 2456	3	63.95	87.36	34,090	-	\$ 1,358.65	\$ 1,427.16	5.04%
MGS-S Customer 2457	3	33.56	100.40	28,480	-	\$ 1,250.23	\$ 1,313.36	5.05%
MGS-S Customer 2458	3	0.94	11.99	1,156	-	\$ 660.73	\$ 693.51	4.96%
MGS-S Customer 2459	3	14.19	59.42	9,481	-	\$ 953.39	\$ 1,001.27	5.02%
MGS-S Customer 2460	3	21.61	37.46	14,164	-	\$ 893.12	\$ 937.80	5.00%
MGS-S Customer 2461	3	1.40	28.72	5,240	5.02	\$ 749.11	\$ 786.04	4.93%
MGS-S Customer 2462	1	54.87	105.43	52,263	-	\$ 1,252.66	\$ 1,316.12	5.07%
MGS-S Customer 2463	3	-	110.32	40,640	-	\$ 1,109.80	\$ 1,165.92	5.06%
MGS-S Customer 2464	3	33.12	63.89	23,771	-	\$ 1,079.11	\$ 1,133.36	5.03%
MGS-S Customer 2465	3	33.32	70.85	27,312	-	\$ 1,112.37	\$ 1,168.35	5.03%
MGS-S Customer 2466	3	74.92	98.28	63,120	-	\$ 1,469.98	\$ 1,544.18	5.05%
MGS-S Customer 2467	3	62.96	125.44	30,480	-	\$ 1,529.08	\$ 1,606.46	5.06%
MGS-S Customer 2468	3	46.56	72.56	35,680	-	\$ 1,193.76	\$ 1,253.85	5.03%
MGS-S Customer 2469	1	10.03	42.57	15,261	-	\$ 713.38	\$ 749.21	5.02%
MGS-S Customer 2470	3	10.49	42.42	14,573	-	\$ 854.32	\$ 897.08	5.01%
MGS-S Customer 2471	3	124.24	182.48	149,200	-	\$ 2,132.71	\$ 2,240.93	5.07%
MGS-S Customer 2472	3	96.52	152.68	82,320	-	\$ 1,841.19	\$ 1,934.50	5.07%
MGS-S Customer 2473	3	9.28	24.48	4,320	-	\$ 764.72	\$ 802.84	4.98%
MGS-S Customer 2474	3	66.32	124.32	56,400	-	\$ 1,542.55	\$ 1,620.60	5.06%
MGS-S Customer 2475	3	-	34.40	3,360	1.20	\$ 761.09	\$ 798.98	4.98%
MGS-S Customer 2476	3	48.41	35.43	5,280	-	\$ 1,032.48	\$ 1,084.18	5.01%
MGS-S Customer 2477	1	34.83	102.69	59,470	-	\$ 1,128.77	\$ 1,185.97	5.07%

Internal Use

Customer	Phase	Jul - Aug KW	Sept - Jun KW	Jan - Dec KWH	Jan - Dec KVAR	Distribution 7/22 Prices	Distribution 8/23 Prices	Distribution % Difference
MGS-S Customer 2478	3	15.36	73.16	6,200	14.42	\$ 1,047.88	\$ 1,099.38	4.91%
MGS-S Customer 2479	3	28.72	92.80	37,520	-	\$ 1,188.25	\$ 1,248.21	5.05%
MGS-S Customer 2480	3	36.88	57.52	18,640	-	\$ 1,070.55	\$ 1,124.32	5.02%
MGS-S Customer 2481	3	66.95	238.64	107,333	-	\$ 2,074.21	\$ 2,179.87	5.09%
MGS-S Customer 2482	1	5.04	32.45	11,618	-	\$ 638.93	\$ 670.93	5.01%
MGS-S Customer 2483	1	6.33	11.47	1,164	-	\$ 549.16	\$ 576.49	4.98%
MGS-S Customer 2484	1	-	-	61,501	-	\$ 461.04	\$ 483.84	4.95%
MGS-S Customer 2485	1	23.23	70.32	33,343	-	\$ 914.84	\$ 961.03	5.05%
MGS-S Customer 2486	3	46.16	201.96	34,640	-	\$ 1,789.36	\$ 1,880.40	5.09%
MGS-S Customer 2487	3	4.01	8.68	993	-	\$ 662.48	\$ 695.32	4.96%
MGS-S Customer 2488	3	12.35	24.21	10,221	-	\$ 780.51	\$ 819.42	4.99%
MGS-S Customer 2489	3	18.42	60.97	27,284	-	\$ 984.03	\$ 1,033.46	5.02%
MGS-S Customer 2490	3	10.88	57.68	18,960	-	\$ 926.99	\$ 973.52	5.02%
MGS-S Customer 2491	1	38.32	146.26	71,394	-	\$ 1,349.44	\$ 1,418.07	5.09%
MGS-S Customer 2492	1	27.70	93.52	33,868	-	\$ 1,046.84	\$ 1,099.84	5.06%
MGS-S Customer 2493	3	24.82	74.56	31,366	-	\$ 1,082.34	\$ 1,136.82	5.03%
MGS-S Customer 2494	1	12.87	69.91	22,752	-	\$ 855.45	\$ 898.63	5.05%
MGS-S Customer 2495	3	-	966.32	527,600	152.20	\$ 5,323.26	\$ 5,584.82	4.91%
MGS-S Customer 2496	1	74.58	81.32	51,730	-	\$ 1,250.66	\$ 1,313.86	5.05%
MGS-S Customer 2497	3	7.95	34.70	4,258	-	\$ 804.56	\$ 844.75	5.00%
MGS-S Customer 2498	3	9.97	5.39	1,991	-	\$ 680.36	\$ 714.08	4.96%
MGS-S Customer 2499	3	25.13	95.38	55,793	-	\$ 1,180.25	\$ 1,239.81	5.05%
MGS-S Customer 2500	1	42.82	87.33	24,163	-	\$ 1,102.16	\$ 1,157.90	5.06%
MGS-S Customer 2501	3	31.38	50.59	30,445	-	\$ 1,008.00	\$ 1,058.57	5.02%
MGS-S Customer 2502	1	0.17	3.00	626	-	\$ 475.84	\$ 499.41	4.95%
MGS-S Customer 2503	3	-	712.20	368,400	-	\$ 3,890.48	\$ 4,091.05	5.16%
MGS-S Customer 2504	3	76.96	433.04	181,200	-	\$ 3,027.89	\$ 3,183.01	5.12%
MGS-S Customer 2505	3	-	312.00	119,600	-	\$ 2,041.56	\$ 2,146.08	5.12%
MGS-S Customer 2506	1	15.18	60.98	25,395	-	\$ 827.02	\$ 868.70	5.04%
MGS-S Customer 2507	3	6.08	24.32	13,240	-	\$ 746.22	\$ 783.40	4.98%
MGS-S Customer 2508	1	21.59	73.13	17,783	-	\$ 918.73	\$ 965.12	5.05%
MGS-S Customer 2509	3	60.40	232.32	79,200	-	\$ 2,008.66	\$ 2,110.97	5.09%
MGS-S Customer 2510	1	119.84	476.48	209,280	-	\$ 3,327.49	\$ 3,498.20	5.13%
MGS-S Customer 2511	3	20.35	41.67	28,852	-	\$ 905.58	\$ 950.92	5.01%
MGS-S Customer 2512	1	0.92	12.58	1,989	-	\$ 524.27	\$ 550.34	4.97%
MGS-S Customer 2513	3	-	16.00	3,000	-	\$ 674.04	\$ 707.52	4.97%
MGS-S Customer 2514	3	-	191.20	61,480	-	\$ 1,483.46	\$ 1,558.99	5.09%
MGS-S Customer 2515	3	340.56	1,169.64	677,400	9.00	\$ 7,909.26	\$ 8,314.98	5.13%
MGS-S Customer 2516	1	65.50	241.50	124,216	-	\$ 1,940.30	\$ 2,039.40	5.11%
MGS-S Customer 2517	1	58.74	233.32	113,812	-	\$ 1,864.99	\$ 1,960.23	5.11%

Internal Use

Customer	Phase	Jul - Aug KW	Sept - Jun KW	Jan - Dec KWH	Jan - Dec KVAR	Distribution 7/22 Prices	Distribution 8/23 Prices	Distribution % Difference
MGS-S Customer 2518	1	-	-	-	-	\$ 461.04	\$ 483.84	4.95%
MGS-S Customer 2519	1	-	208.61	88,307	-	\$ 1,424.82	\$ 1,497.68	5.11%
MGS-S Customer 2520	3	28.71	93.83	32,567	-	\$ 1,192.96	\$ 1,253.15	5.05%
MGS-S Customer 2521	3	9.65	79.20	21,366	-	\$ 1,019.58	\$ 1,070.93	5.04%
MGS-S Customer 2522	3	0.92	4.92	960	-	\$ 627.96	\$ 659.03	4.95%
MGS-S Customer 2523	3	-	72.38	15,404	-	\$ 934.52	\$ 981.53	5.03%
MGS-S Customer 2524	3	3.92	15.44	3,040	-	\$ 693.21	\$ 727.65	4.97%
MGS-S Customer 2525	1	18.13	77.73	32,467	-	\$ 920.77	\$ 967.31	5.05%
MGS-S Customer 2526	3	12.36	-	1,724	-	\$ 668.72	\$ 701.82	4.95%
MGS-S Customer 2527	1	39.51	61.62	27,522	-	\$ 965.00	\$ 1,013.66	5.04%
MGS-S Customer 2528	1	20.91	63.38	28,286	-	\$ 869.91	\$ 913.77	5.04%
MGS-S Customer 2529	3	-	-	-	-	\$ 600.12	\$ 629.76	4.94%
MGS-S Customer 2530	1	2.34	114.13	35,759	-	\$ 1,001.31	\$ 1,052.15	5.08%
MGS-S Customer 2531	1	-	115.47	44,586	-	\$ 994.51	\$ 1,045.02	5.08%
MGS-S Customer 2532	1	-	14.19	1,426	-	\$ 526.60	\$ 552.80	4.98%
MGS-S Customer 2533	3	-	64.20	11,120	-	\$ 896.72	\$ 941.77	5.02%
MGS-S Customer 2534	3	4.16	17.80	9,720	-	\$ 705.44	\$ 740.52	4.97%
MGS-S Customer 2535	3	-	27.25	7,968	-	\$ 726.02	\$ 762.20	4.98%
MGS-S Customer 2536	3	-	79.90	43,700	-	\$ 969.26	\$ 1,018.07	5.04%
MGS-S Customer 2537	3	-	257.76	31,280	-	\$ 1,790.97	\$ 1,882.47	5.11%
MGS-S Customer 2538	3	-	600.60	302,800	-	\$ 3,374.89	\$ 3,548.68	5.15%
MGS-S Customer 2539	3	-	109.27	33,586	-	\$ 1,104.95	\$ 1,160.81	5.06%
MGS-S Customer 2540	3	-	44.00	31,200	68.88	\$ 920.50	\$ 960.70	4.37%
MGS-S Customer 2541	3	-	779.00	301,000	-	\$ 4,199.10	\$ 4,415.70	5.16%
MGS-S Customer 2542	3	-	68.14	18,337	-	\$ 914.93	\$ 960.92	5.03%
MGS-S Customer 2543	3	-	45.25	6,352	-	\$ 809.18	\$ 849.68	5.01%
MGS-S Customer 2544	3	6.60	57.10	-	-	\$ 900.55	\$ 945.74	5.02%
MGS-S Customer 2545	3	-	752.60	316,200	-	\$ 4,077.13	\$ 4,287.40	5.16%
MGS-S Customer 2546	3	-	90.24	18,760	-	\$ 1,017.03	\$ 1,068.33	5.04%
MGS-S Customer 2547	3	-	73.60	21,320	-	\$ 940.15	\$ 987.46	5.03%
MGS-S Customer 2548	3	-	497.56	273,480	-	\$ 2,898.85	\$ 3,047.90	5.14%
MGS-S Customer 2549	3	-	335.02	158,570	-	\$ 2,147.91	\$ 2,257.96	5.12%
MGS-S Customer 2550	3	-	38.12	11,840	-	\$ 776.23	\$ 815.02	5.00%
MGS-S Customer 2551	3	-	122.56	40,240	-	\$ 1,166.35	\$ 1,225.40	5.06%
MGS-S Customer 2552	3	-	-	50,056	-	\$ 600.12	\$ 629.76	4.94%
MGS-S Customer 2553	1	-	102.44	6,120	-	\$ 934.31	\$ 981.70	5.07%
MGS-S Customer 2554	3	-	132.00	28,280	-	\$ 1,209.96	\$ 1,271.28	5.07%
MGS-S Customer 2555	3	-	40.00	11,160	-	\$ 784.92	\$ 824.16	5.00%
MGS-S Customer 2556	3	-	6.53	1,030	-	\$ 630.29	\$ 661.50	4.95%
MGS-S Customer 2557	3	-	69.24	26,668	-	\$ 920.01	\$ 966.27	5.03%

Internal Use

Customer	Phase	Jul - Aug KW	Sept - Jun KW	Jan - Dec KWH	Jan - Dec KVAR	Distribution 7/22 Prices	Distribution 8/23 Prices	Distribution % Difference
MGS-S Customer 2558	3	-	31.62	10,397	-	\$ 746.20	\$ 783.43	4.99%
MGS-S Customer 2559	3	-	40.64	11,559	-	\$ 787.88	\$ 827.27	5.00%
MGS-S Customer 2560	3	-	469.80	184,800	-	\$ 2,770.60	\$ 2,912.99	5.14%
MGS-S Customer 2561	3	-	24.91	5,751	-	\$ 715.20	\$ 750.82	4.98%
MGS-S Customer 2562	1	-	2.15	168	-	\$ 470.97	\$ 494.29	4.95%
MGS-S Customer 2563	3	-	56.56	13,560	-	\$ 861.43	\$ 904.64	5.02%
MGS-S Customer 2564	3	-	74.01	25,527	-	\$ 942.05	\$ 989.45	5.03%
MGS-S Customer 2565	3	-	124.40	42,600	47.40	\$ 1,255.43	\$ 1,314.92	4.74%
MGS-S Customer 2566	1	-	41.63	5,312	-	\$ 653.37	\$ 686.16	5.02%
MGS-S Customer 2567	1	-	68.54	14,160	-	\$ 777.69	\$ 816.94	5.05%
MGS-S Customer 2568	1	-	103.29	37,369	-	\$ 938.24	\$ 985.83	5.07%
MGS-S Customer 2569	1	-	99.33	36,360	-	\$ 919.94	\$ 966.58	5.07%
MGS-S Customer 2570	1	-	78.28	20,200	-	\$ 822.69	\$ 864.28	5.06%
MGS-S Customer 2571	1	-	92.41	27,760	-	\$ 887.97	\$ 932.95	5.07%
MGS-S Customer 2572	1	-	-	80,844	-	\$ 461.04	\$ 483.84	4.95%
MGS-S Customer 2573	1	-	36.76	2,065	-	\$ 630.87	\$ 662.49	5.01%
MGS-S Customer 2574	3	-	160.34	53,348	-	\$ 1,340.89	\$ 1,409.01	5.08%
MGS-S Customer 2575	1	-	71.92	13,040	-	\$ 793.31	\$ 833.37	5.05%
MGS-S Customer 2576	3	-	591.52	263,200	-	\$ 3,332.94	\$ 3,504.55	5.15%
MGS-S Customer 2577	3	86.56	284.12	87,160	160.46	\$ 2,665.94	\$ 2,788.01	4.58%
MGS-S Customer 2578	1	-	13.45	4,560	-	\$ 523.18	\$ 549.21	4.98%
MGS-S Customer 2579	3	-	40.60	2,915	-	\$ 787.69	\$ 827.08	5.00%
MGS-S Customer 2580	1	-	95.69	22,225	-	\$ 903.13	\$ 948.89	5.07%
MGS-S Customer 2581	3	-	36.23	17,953	-	\$ 767.50	\$ 805.84	5.00%
MGS-S Customer 2582	3	-	41.98	14,395	-	\$ 794.07	\$ 833.78	5.00%
MGS-S Customer 2583	1	-	64.82	22,763	-	\$ 760.51	\$ 798.87	5.04%
MGS-S Customer 2584	1	-	180.80	42,966	-	\$ 1,296.34	\$ 1,362.53	5.11%
MGS-S Customer 2585	1	-	58.69	17,982	-	\$ 732.19	\$ 769.07	5.04%
MGS-S Customer 2586	1	-	7.48	3,230	-	\$ 495.60	\$ 520.19	4.96%
MGS-S Customer 2587	3	-	99.76	24,611	-	\$ 1,061.01	\$ 1,114.59	5.05%
MGS-S Customer 2588	3	-	70.59	20,761	-	\$ 926.25	\$ 972.83	5.03%
MGS-S Customer 2589	3	-	26.40	9,360	-	\$ 722.09	\$ 758.06	4.98%
MGS-S Customer 2590	3	-	36.34	11,902	-	\$ 768.01	\$ 806.37	4.99%
MGS-S Customer 2591	3	-	903.92	425,520	185.00	\$ 5,090.73	\$ 5,337.31	4.84%
MGS-S Customer 2592	3	-	106.40	35,360	-	\$ 1,091.69	\$ 1,146.86	5.05%
MGS-S Customer 2593	3	-	262.44	50,640	-	\$ 1,812.59	\$ 1,905.22	5.11%
MGS-S Customer 2594	3	-	42.77	9,911	-	\$ 797.72	\$ 837.62	5.00%
MGS-S Customer 2595	1	-	68.90	29,395	-	\$ 779.36	\$ 818.69	5.05%
MGS-S Customer 2596	3	-	124.08	29,880	-	\$ 1,173.37	\$ 1,232.79	5.06%
MGS-S Customer 2597	1	-	204.33	59,658	-	\$ 1,405.04	\$ 1,476.88	5.11%

Internal Use

Customer	Phase	Jul - Aug KW	Sept - Jun KW	Jan - Dec KWH	Jan - Dec KVAR	Distribution 7/22 Prices	Distribution 8/23 Prices	Distribution % Difference
MGS-S Customer 2598	1	-	51.27	1,763	-	\$ 697.91	\$ 733.01	5.03%
MGS-S Customer 2599	3	-	7.71	2,095	-	\$ 635.74	\$ 667.23	4.95%
MGS-S Customer 2600	1	-	98.09	29,863	-	\$ 914.22	\$ 960.56	5.07%
MGS-S Customer 2601	3	-	112.85	42,060	-	\$ 1,121.49	\$ 1,178.21	5.06%
MGS-S Customer 2602	1	-	40.56	15,920	-	\$ 648.43	\$ 680.96	5.02%
MGS-S Customer 2603	3	-	166.46	49,924	-	\$ 1,369.17	\$ 1,438.76	5.08%
MGS-S Customer 2604	3	-	20.32	4,280	-	\$ 694.00	\$ 728.52	4.97%
MGS-S Customer 2605	3	-	67.04	14,841	-	\$ 909.84	\$ 955.57	5.03%
MGS-S Customer 2606	3	-	78.29	19,562	-	\$ 961.82	\$ 1,010.25	5.04%
MGS-S Customer 2607	3	-	353.04	166,400	-	\$ 2,231.16	\$ 2,345.53	5.13%
MGS-S Customer 2608	3	-	116.04	37,560	-	\$ 1,136.22	\$ 1,193.71	5.06%
MGS-S Customer 2609	3	-	27.09	5,815	-	\$ 725.28	\$ 761.42	4.98%
MGS-S Customer 2610	1	-	41.83	6,713	-	\$ 654.29	\$ 687.13	5.02%
MGS-S Customer 2611	3	-	29.68	4,000	-	\$ 737.24	\$ 774.00	4.99%
MGS-S Customer 2612	3	-	31.87	10,198	-	\$ 747.36	\$ 784.65	4.99%
MGS-S Customer 2613	1	-	5.56	1,058	-	\$ 486.73	\$ 510.86	4.96%
MGS-S Customer 2614	3	-	152.16	36,480	5.68	\$ 1,312.76	\$ 1,378.91	5.04%
MGS-S Customer 2615	3	-	111.01	42,269	-	\$ 1,112.99	\$ 1,169.27	5.06%
MGS-S Customer 2616	1	-	17.77	2,106	-	\$ 543.14	\$ 570.20	4.98%
MGS-S Customer 2617	1	-	109.74	20,117	-	\$ 968.04	\$ 1,017.18	5.08%
MGS-S Customer 2618	1	-	104.71	30,901	-	\$ 944.80	\$ 992.73	5.07%
MGS-S Customer 2619	1	-	27.12	11,174	-	\$ 586.33	\$ 615.64	5.00%
MGS-S Customer 2620	3	-	3.74	1,129	-	\$ 617.40	\$ 647.94	4.95%
MGS-S Customer 2621	1	-	1.27	196	-	\$ 466.91	\$ 490.01	4.95%
MGS-S Customer 2622	1	-	52.88	8,400	-	\$ 705.35	\$ 740.84	5.03%
MGS-S Customer 2623	3	-	29.37	3,289	-	\$ 735.81	\$ 772.50	4.99%
MGS-S Customer 2624	1	-	46.58	10,907	-	\$ 676.24	\$ 710.22	5.02%
MGS-S Customer 2625	3	-	2.79	333	-	\$ 613.01	\$ 643.32	4.94%
MGS-S Customer 2626	3	-	5.82	197	-	\$ 627.01	\$ 658.05	4.95%
MGS-S Customer 2627	3	-	69.28	14,640	-	\$ 920.19	\$ 966.46	5.03%
MGS-S Customer 2628	1	-	64.04	21,497	-	\$ 756.90	\$ 795.07	5.04%
MGS-S Customer 2629	3	-	15.33	4,892	-	\$ 670.94	\$ 704.26	4.97%
MGS-S Customer 2630	3	-	18.74	2,441	-	\$ 686.70	\$ 720.84	4.97%
MGS-S Customer 2631	3	-	57.28	18,000	-	\$ 864.75	\$ 908.14	5.02%
MGS-S Customer 2632	1	98.16	385.44	178,560	-	\$ 2,786.56	\$ 2,929.35	5.12%
MGS-S Customer 2633	3	-	57.88	17,480	-	\$ 867.53	\$ 911.06	5.02%
MGS-S Customer 2634	3	-	57.04	19,054	-	\$ 863.64	\$ 906.97	5.02%
MGS-S Customer 2635	3	-	65.36	12,680	-	\$ 902.08	\$ 947.41	5.03%
MGS-S Customer 2636	3	-	34.08	15,040	-	\$ 757.57	\$ 795.39	4.99%
MGS-S Customer 2637	3	-	28.04	11,720	19.74	\$ 763.22	\$ 799.59	4.77%

Internal Use

Customer	Phase	Jul - Aug KW	Sept - Jun KW	Jan - Dec KWH	Jan - Dec KVAR	Distribution 7/22 Prices	Distribution 8/23 Prices	Distribution % Difference
MGS-S Customer 2638	3	-	71.78	5,469	-	\$ 931.74	\$ 978.61	5.03%
MGS-S Customer 2639	1	-	11.67	1,547	-	\$ 514.96	\$ 540.56	4.97%
MGS-S Customer 2640	1	-	40.51	10,649	-	\$ 648.20	\$ 680.72	5.02%
MGS-S Customer 2641	3	-	17.38	3,390	-	\$ 680.42	\$ 714.23	4.97%
MGS-S Customer 2642	3	-	10.86	6,569	-	\$ 650.29	\$ 682.54	4.96%
MGS-S Customer 2643	3	-	-	-	-	\$ 600.12	\$ 629.76	4.94%
MGS-S Customer 2644	3	-	-	-	-	\$ 600.12	\$ 629.76	4.94%
MGS-S Customer 2645	3	-	6.80	1,200	-	\$ 631.54	\$ 662.81	4.95%
MGS-S Customer 2646	1	-	35.00	8,760	-	\$ 622.74	\$ 653.94	5.01%
MGS-S Customer 2647	3	-	21.96	5,170	-	\$ 701.58	\$ 736.49	4.98%
MGS-S Customer 2648	1	-	-	-	-	\$ 461.04	\$ 483.84	4.95%
MGS-S Customer 2649	1	-	30.60	8,280	-	\$ 602.41	\$ 632.56	5.00%
MGS-S Customer 2650	3	-	83.09	27,852	-	\$ 984.00	\$ 1,033.58	5.04%
MGS-S Customer 2651	3	-	43.11	4,021	-	\$ 799.29	\$ 839.27	5.00%
MGS-S Customer 2652	1	-	43.18	5,838	-	\$ 660.53	\$ 693.69	5.02%
MGS-S Customer 2653	3	-	47.80	11,400	-	\$ 820.96	\$ 862.07	5.01%
MGS-S Customer 2654	3	-	35.02	11,826	-	\$ 761.91	\$ 799.96	4.99%
MGS-S Customer 2655	3	-	20.16	5,880	-	\$ 693.26	\$ 727.74	4.97%
MGS-S Customer 2656	3	-	47.30	6,892	-	\$ 818.65	\$ 859.64	5.01%
MGS-S Customer 2657	1	-	18.45	7,275	-	\$ 546.28	\$ 573.51	4.98%
MGS-S Customer 2658	1	-	0.95	84	-	\$ 465.43	\$ 488.46	4.95%
MGS-S Customer 2659	1	-	0.65	94	-	\$ 464.04	\$ 487.00	4.95%
MGS-S Customer 2660	1	-	4.97	1,588	-	\$ 484.00	\$ 507.99	4.96%
MGS-S Customer 2661	3	-	15.64	893	-	\$ 672.38	\$ 705.77	4.97%
MGS-S Customer 2662	1	-	1.60	155	-	\$ 468.43	\$ 491.62	4.95%
MGS-S Customer 2663	1	-	39.45	11,940	-	\$ 643.30	\$ 675.57	5.02%
MGS-S Customer 2664	1	-	38.79	10,447	-	\$ 640.25	\$ 672.36	5.02%
MGS-S Customer 2665	1	-	7.38	241	-	\$ 495.14	\$ 519.71	4.96%
MGS-S Customer 2666	3	-	162.50	32,160	-	\$ 1,350.87	\$ 1,419.51	5.08%
MGS-S Customer 2667	3	-	12.95	3,782	-	\$ 659.95	\$ 692.70	4.96%
MGS-S Customer 2668	3	-	22.36	2,759	-	\$ 703.42	\$ 738.43	4.98%
MGS-S Customer 2669	3	-	24.90	8,109	-	\$ 715.16	\$ 750.77	4.98%
MGS-S Customer 2670	1	-	38.79	6,285	-	\$ 640.25	\$ 672.36	5.02%
MGS-S Customer 2671	1	-	44.14	11,913	-	\$ 664.97	\$ 698.36	5.02%
MGS-S Customer 2672	3	-	15.02	2,948	-	\$ 669.51	\$ 702.76	4.97%
MGS-S Customer 2673	3	-	23.92	7,579	-	\$ 710.63	\$ 746.01	4.98%
MGS-S Customer 2674	1	-	24.36	5,259	-	\$ 573.58	\$ 602.23	4.99%
MGS-S Customer 2675	3	-	71.80	14,340	-	\$ 931.84	\$ 978.71	5.03%
MGS-S Customer 2676	3	-	20.08	3,760	-	\$ 692.89	\$ 727.35	4.97%
MGS-S Customer 2677	1	-	39.20	11,862	-	\$ 642.14	\$ 674.35	5.02%

Internal Use

Customer	Phase	Jul - Aug KW	Sept - Jun KW	Jan - Dec KWH	Jan - Dec KVAR	Distribution 7/22 Prices	Distribution 8/23 Prices	Distribution % Difference
MGS-S Customer 2678	3	-	3.08	811	-	\$ 614.35	\$ 644.73	4.95%
MGS-S Customer 2679	1	-	24.00	360	-	\$ 571.92	\$ 600.48	4.99%
MGS-S Customer 2680	3	-	-	-	-	\$ 600.12	\$ 629.76	4.94%
MGS-S Customer 2681	3	-	26.84	3,520	-	\$ 724.12	\$ 760.20	4.98%
MGS-S Customer 2682	1	-	3.94	1,026	-	\$ 479.24	\$ 502.99	4.96%
MGS-S Customer 2683	1	-	43.20	8,760	-	\$ 660.62	\$ 693.79	5.02%
MGS-S Customer 2684	3	-	2.89	641	-	\$ 613.47	\$ 643.81	4.95%
MGS-S Customer 2685	1	-	46.56	13,360	-	\$ 676.15	\$ 710.12	5.02%
MGS-S Customer 2686	3	-	31.20	13,360	-	\$ 744.26	\$ 781.39	4.99%
MGS-S Customer 2687	1	-	35.37	-	-	\$ 624.45	\$ 655.74	5.01%
MGS-S Customer 2688	3	-	24.48	-	-	\$ 713.22	\$ 748.73	4.98%
MGS-S Customer 2689	3	-	28.72	6,240	-	\$ 732.81	\$ 769.34	4.98%
MGS-S Customer 2690	1	-	47.28	11,568	-	\$ 679.47	\$ 713.62	5.03%
MGS-S Customer 2691	1	-	-	-	-	\$ 461.04	\$ 483.84	4.95%
MGS-S Customer 2692	1	-	106.36	37,353	-	\$ 952.42	\$ 1,000.75	5.07%
MGS-S Customer 2693	3	-	8.90	4,127	-	\$ 641.24	\$ 673.01	4.95%
MGS-S Customer 2694	3	-	141.90	30,600	-	\$ 1,255.70	\$ 1,319.39	5.07%
MGS-S Customer 2695	3	-	0.96	-	-	\$ 604.56	\$ 634.43	4.94%
MGS-S Customer 2696	1	-	24.01	4,727	-	\$ 571.97	\$ 600.53	4.99%
MGS-S Customer 2697	3	-	3.28	720	-	\$ 615.27	\$ 645.70	4.95%
MGS-S Customer 2698	3	-	49.20	12,480	-	\$ 827.42	\$ 868.87	5.01%
MGS-S Customer 2699	1	-	0.97	252	-	\$ 465.52	\$ 488.55	4.95%
MGS-S Customer 2700	1	-	23.90	4,476	-	\$ 571.46	\$ 599.99	4.99%
MGS-S Customer 2701	3	-	142.40	22,800	34.20	\$ 1,316.15	\$ 1,379.96	4.85%
MGS-S Customer 2702	3	-	8.20	1,357	-	\$ 638.00	\$ 669.61	4.95%
MGS-S Customer 2703	3	-	34.40	7,200	-	\$ 759.05	\$ 796.94	4.99%
MGS-S Customer 2704	1	-	54.06	14,893	-	\$ 710.80	\$ 746.57	5.03%
MGS-S Customer 2705	3	-	6.20	2,480	-	\$ 628.76	\$ 659.89	4.95%
MGS-S Customer 2706	3	-	10.36	1,440	-	\$ 647.98	\$ 680.11	4.96%
MGS-S Customer 2707	1	-	6.76	435	-	\$ 492.27	\$ 516.69	4.96%
MGS-S Customer 2708	3	-	29.44	3,600	-	\$ 736.13	\$ 772.84	4.99%
MGS-S Customer 2709	3	-	13.71	3,996	-	\$ 663.46	\$ 696.39	4.96%
MGS-S Customer 2710	3	-	47.56	7,160	-	\$ 819.85	\$ 860.90	5.01%
MGS-S Customer 2711	3	-	-	-	-	\$ 600.12	\$ 629.76	4.94%
MGS-S Customer 2712	1	-	3.62	442	-	\$ 477.76	\$ 501.43	4.95%
MGS-S Customer 2713	1	-	8.75	1,383	-	\$ 501.47	\$ 526.37	4.97%
MGS-S Customer 2714	3	-	72.32	13,680	-	\$ 934.24	\$ 981.24	5.03%
MGS-S Customer 2715	3	-	121.48	4,480	-	\$ 1,161.36	\$ 1,220.15	5.06%
MGS-S Customer 2716	3	-	94.40	49,360	-	\$ 1,036.25	\$ 1,088.54	5.05%
MGS-S Customer 2717	3	-	290.64	32,880	-	\$ 1,942.88	\$ 2,042.27	5.12%

Internal Use

Customer	Phase	Jul - Aug KW	Sept - Jun KW	Jan - Dec KWH	Jan - Dec KVAR	Distribution 7/22 Prices	Distribution 8/23 Prices	Distribution % Difference
MGS-S Customer 2718	1	-	3.92	240	-	\$ 479.15	\$ 502.89	4.95%
MGS-S Customer 2719	3	-	35.39	4,227	-	\$ 763.62	\$ 801.76	4.99%
MGS-S Customer 2720	1	-	17.10	6,961	-	\$ 540.04	\$ 566.95	4.98%
MGS-S Customer 2721	1	-	1.42	34	-	\$ 467.60	\$ 490.74	4.95%
MGS-S Customer 2722	1	-	5.16	311	-	\$ 484.88	\$ 508.92	4.96%
MGS-S Customer 2723	1	-	2.38	686	-	\$ 472.04	\$ 495.41	4.95%
MGS-S Customer 2724	3	-	15.80	5,680	-	\$ 673.12	\$ 706.55	4.97%
MGS-S Customer 2725	3	-	29.20	2,160	-	\$ 735.02	\$ 771.67	4.99%
MGS-S Customer 2726	3	-	50.40	9,440	-	\$ 832.97	\$ 874.70	5.01%
MGS-S Customer 2727	3	-	29.12	6,955	-	\$ 734.65	\$ 771.28	4.99%
MGS-S Customer 2728	3	-	13.28	1,682	-	\$ 661.47	\$ 694.30	4.96%
MGS-S Customer 2729	1	-	-	-	-	\$ 461.04	\$ 483.84	4.95%
MGS-S Customer 2730	1	-	1.60	160	-	\$ 468.43	\$ 491.62	4.95%
MGS-S Customer 2731	1	-	-	-	-	\$ 461.04	\$ 483.84	4.95%
MGS-S Customer 2732	3	-	10.80	2,720	-	\$ 650.02	\$ 682.25	4.96%
MGS-S Customer 2733	3	-	4.48	880	-	\$ 620.82	\$ 651.53	4.95%
MGS-S Customer 2734	3	61.96	217.96	105,960	-	\$ 1,950.97	\$ 2,050.27	5.09%
MGS-S Customer 2735	3	18.78	160.10	67,247	-	\$ 1,444.01	\$ 1,517.33	5.08%
MGS-S Customer 2736	3	50.46	239.13	72,979	-	\$ 1,984.95	\$ 2,086.11	5.10%
MGS-S Customer 2737	1	32.35	102.38	6,477	-	\$ 1,113.58	\$ 1,170.01	5.07%
MGS-S Customer 2738	3	51.76	544.56	50,320	51.52	\$ 3,490.84	\$ 3,665.67	5.01%
MGS-S Customer 2739	3	219.50	1,015.30	591,600	-	\$ 6,509.03	\$ 6,843.80	5.14%
MGS-S Customer 2740	3	37.92	156.64	53,280	-	\$ 1,534.25	\$ 1,612.10	5.07%
MGS-S Customer 2741	1	94.85	295.02	177,001	-	\$ 2,350.45	\$ 2,470.61	5.11%
MGS-S Customer 2742	1	48.10	217.81	80,771	-	\$ 1,734.28	\$ 1,822.82	5.11%
MGS-S Customer 2743	3	90.99	363.42	168,540	-	\$ 2,784.11	\$ 2,926.45	5.11%
MGS-S Customer 2744	3	190.52	909.24	520,280	-	\$ 5,858.19	\$ 6,159.40	5.14%
MGS-S Customer 2745	1	45.50	215.58	120,091	-	\$ 1,709.54	\$ 1,796.82	5.11%
MGS-S Customer 2746	1	140.10	623.38	380,847	-	\$ 4,118.61	\$ 4,330.25	5.14%
MGS-S Customer 2747	1	48.91	208.35	59,778	-	\$ 1,695.07	\$ 1,781.57	5.10%
MGS-S Customer 2748	1	-	57.53	14,284	-	\$ 726.83	\$ 763.44	5.04%
MGS-S Customer 2749	3	-	-	20,833	-	\$ 600.12	\$ 629.76	4.94%
MGS-S Customer 2750	3	38.94	186.87	146,813	-	\$ 1,679.58	\$ 1,764.97	5.08%
MGS-S Customer 2751	1	51.22	140.92	23,484	-	\$ 1,396.36	\$ 1,467.32	5.08%
MGS-S Customer 2752	3	-	89.17	27,327	-	\$ 1,012.09	\$ 1,063.13	5.04%
MGS-S Customer 2753	3	610.68	2,152.32	1,185,480	-	\$ 13,933.11	\$ 14,650.30	5.15%
MGS-S Customer 2754	3	-	23.53	5,354	-	\$ 708.83	\$ 744.12	4.98%
MGS-S Customer 2755	1	29.51	110.68	47,004	-	\$ 1,136.16	\$ 1,193.79	5.07%
MGS-S Customer 2756	1	32.44	173.96	68,035	-	\$ 1,444.78	\$ 1,518.41	5.10%
MGS-S Customer 2757	1	181.68	801.36	480,080	-	\$ 5,171.65	\$ 5,437.64	5.14%

Internal Use

Customer	Phase	Jul - Aug KW	Sept - Jun KW	Jan - Dec KWH	Jan - Dec KVAR	Distribution 7/22 Prices	Distribution 8/23 Prices	Distribution % Difference
MGS-S Customer 2758	3	46.68	306.72	85,160	-	\$ 2,276.24	\$ 2,392.56	5.11%
MGS-S Customer 2759	3	371.52	1,468.00	850,240	-	\$ 9,444.22	\$ 9,930.20	5.15%
MGS-S Customer 2760	3	159.36	618.64	343,440	-	\$ 4,342.68	\$ 4,565.42	5.13%
MGS-S Customer 2761	3	29.57	177.17	56,630	-	\$ 1,582.76	\$ 1,663.20	5.08%
MGS-S Customer 2762	3	91.68	529.44	251,880	-	\$ 3,554.96	\$ 3,737.33	5.13%
MGS-S Customer 2763	1	38.21	206.13	63,290	-	\$ 1,625.43	\$ 1,708.40	5.10%
MGS-S Customer 2764	1	44.49	213.66	40,487	-	\$ 1,695.07	\$ 1,781.60	5.10%
MGS-S Customer 2765	1	36.46	206.82	13,162	-	\$ 1,618.90	\$ 1,701.55	5.11%
MGS-S Customer 2766	3	56.08	195.56	69,000	-	\$ 1,814.85	\$ 1,907.13	5.08%
MGS-S Customer 2767	3	54.52	282.24	106,160	-	\$ 2,206.65	\$ 2,319.30	5.11%
MGS-S Customer 2768	3	87.00	425.16	215,840	-	\$ 3,047.21	\$ 3,203.25	5.12%
MGS-S Customer 2769	3	-	177.20	47,200	-	\$ 1,418.78	\$ 1,490.95	5.09%
MGS-S Customer 2770	3	-	262.48	57,000	-	\$ 1,812.78	\$ 1,905.41	5.11%
MGS-S Customer 2771	3	36.63	162.83	65,840	-	\$ 1,555.69	\$ 1,634.67	5.08%
MGS-S Customer 2772	3	120.20	510.00	256,800	87.10	\$ 3,771.50	\$ 3,957.20	4.92%
MGS-S Customer 2773	3	27.88	217.00	67,920	-	\$ 1,757.39	\$ 1,846.92	5.09%
MGS-S Customer 2774	3	82.36	383.90	145,519	-	\$ 2,830.84	\$ 2,975.67	5.12%
MGS-S Customer 2775	1	48.95	215.35	90,772	-	\$ 1,727.63	\$ 1,815.82	5.10%
MGS-S Customer 2776	3	289.68	937.44	340,320	-	\$ 6,538.82	\$ 6,874.55	5.13%
MGS-S Customer 2777	3	98.56	222.04	56,280	-	\$ 2,172.95	\$ 2,283.48	5.09%
MGS-S Customer 2778	3	209.88	1,141.24	396,440	-	\$ 7,037.48	\$ 7,399.79	5.15%
MGS-S Customer 2779	1	15.89	82.00	66,767	-	\$ 928.07	\$ 975.00	5.06%
MGS-S Customer 2780	3	50.56	178.88	96,000	-	\$ 1,707.15	\$ 1,793.88	5.08%
MGS-S Customer 2781	3	41.45	144.62	33,254	-	\$ 1,498.31	\$ 1,574.27	5.07%
MGS-S Customer 2782	3	43.32	142.92	55,520	-	\$ 1,500.84	\$ 1,576.91	5.07%
MGS-S Customer 2783	1	10.45	172.79	30,015	-	\$ 1,317.33	\$ 1,384.52	5.10%
MGS-S Customer 2784	1	84.00	341.60	153,280	-	\$ 2,505.43	\$ 2,633.74	5.12%
MGS-S Customer 2785	1	157.78	679.73	238,025	-	\$ 4,477.07	\$ 4,707.19	5.14%
MGS-S Customer 2786	3	110.40	420.56	264,320	-	\$ 3,155.83	\$ 3,317.31	5.12%
MGS-S Customer 2787	3	220.56	1,020.56	396,080	-	\$ 6,539.22	\$ 6,875.55	5.14%
MGS-S Customer 2788	1	59.12	430.96	97,680	-	\$ 2,780.19	\$ 2,922.98	5.14%
MGS-S Customer 2789	3	68.27	315.23	185,105	-	\$ 2,435.38	\$ 2,559.79	5.11%
MGS-S Customer 2790	3	107.87	605.57	128,602	-	\$ 3,996.53	\$ 4,201.71	5.13%
MGS-S Customer 2791	3	44.39	138.87	34,623	-	\$ 1,488.06	\$ 1,563.46	5.07%
MGS-S Customer 2792	3	67.68	349.26	255,629	-	\$ 2,589.33	\$ 2,721.74	5.11%
MGS-S Customer 2793	1	27.27	437.15	91,279	-	\$ 2,632.02	\$ 2,767.37	5.14%
MGS-S Customer 2794	3	311.64	958.92	572,040	168.96	\$ 7,047.16	\$ 7,394.20	4.92%
MGS-S Customer 2795	3	42.11	143.38	53,178	-	\$ 1,496.25	\$ 1,572.09	5.07%
MGS-S Customer 2796	3	143.60	600.00	332,000	-	\$ 4,169.10	\$ 4,382.95	5.13%
MGS-S Customer 2797	1	41.66	160.57	58,457	Internal Use	\$ 1,434.09	\$ 1,507.09	5.09%

Customer	Phase	Jul - Aug KW	Sept - Jun KW	Jan - Dec KWH	Jan - Dec KVAR	Distribution 7/22 Prices	Distribution 8/23 Prices	Distribution % Difference
MGS-S Customer 2798	1	43.44	185.16	108,242	-	\$ 1,557.57	\$ 1,636.97	5.10%
MGS-S Customer 2799	1	23.93	197.37	44,807	-	\$ 1,505.70	\$ 1,582.57	5.11%
MGS-S Customer 2800	1	65.92	231.48	119,160	-	\$ 1,896.33	\$ 1,993.15	5.11%
MGS-S Customer 2801	1	85.76	628.80	164,000	-	\$ 3,842.06	\$ 4,039.79	5.15%
MGS-S Customer 2802	1	41.01	202.28	73,447	-	\$ 1,623.18	\$ 1,706.01	5.10%
MGS-S Customer 2803	3	204.96	1,281.84	404,880	-	\$ 7,659.75	\$ 8,054.42	5.15%
MGS-S Customer 2804	1	25.17	117.57	61,649	-	\$ 1,143.91	\$ 1,201.97	5.08%
MGS-S Customer 2805	3	284.16	1,323.20	564,800	330.72	\$ 8,852.62	\$ 9,279.39	4.82%
MGS-S Customer 2806	1	25.19	94.95	46,446	-	\$ 1,039.51	\$ 1,092.15	5.06%
MGS-S Customer 2807	1	73.92	187.52	48,400	-	\$ 1,737.64	\$ 1,826.14	5.09%
MGS-S Customer 2808	1	33.84	149.91	51,959	-	\$ 1,341.44	\$ 1,409.69	5.09%
MGS-S Customer 2809	1	81.24	284.78	70,600	-	\$ 2,227.61	\$ 2,341.50	5.11%
MGS-S Customer 2810	3	34.64	268.56	102,480	-	\$ 2,033.12	\$ 2,136.91	5.10%
MGS-S Customer 2811	3	43.74	249.24	151,441	-	\$ 1,994.37	\$ 2,096.07	5.10%
MGS-S Customer 2812	3	36.56	87.00	35,960	-	\$ 1,204.97	\$ 1,265.72	5.04%
MGS-S Customer 2813	3	61.91	125.12	110,091	-	\$ 1,521.77	\$ 1,598.78	5.06%
MGS-S Customer 2814	3	17.88	159.01	40,289	-	\$ 1,433.98	\$ 1,506.79	5.08%
MGS-S Customer 2815	1	40.84	63.35	10,155	-	\$ 980.38	\$ 1,029.82	5.04%
MGS-S Customer 2816	1	59.87	69.49	23,127	-	\$ 1,114.36	\$ 1,170.60	5.05%
MGS-S Customer 2817	3	100.92	356.55	120,285	-	\$ 2,807.49	\$ 2,950.96	5.11%
MGS-S Customer 2818	3	405.44	1,926.24	797,440	-	\$ 11,749.54	\$ 12,355.00	5.15%
MGS-S Customer 2819	3	51.29	257.15	42,631	-	\$ 2,072.81	\$ 2,178.53	5.10%
MGS-S Customer 2820	1	71.25	249.25	116,394	-	\$ 2,008.01	\$ 2,110.58	5.11%
MGS-S Customer 2821	3	63.20	476.32	99,680	-	\$ 3,151.48	\$ 3,313.13	5.13%
MGS-S Customer 2822	3	802.08	2,312.52	1,069,800	-	\$ 15,735.51	\$ 16,544.73	5.14%
MGS-S Customer 2823	1	59.04	258.40	104,680	-	\$ 1,982.52	\$ 2,083.87	5.11%
MGS-S Customer 2824	1	55.13	241.59	70,423	-	\$ 1,883.16	\$ 1,979.38	5.11%
MGS-S Customer 2825	1	48.30	226.22	121,785	-	\$ 1,774.24	\$ 1,864.86	5.11%
MGS-S Customer 2826	3	124.04	565.64	152,040	-	\$ 3,901.80	\$ 4,101.92	5.13%
MGS-S Customer 2827	1	67.24	375.46	32,541	-	\$ 2,568.85	\$ 2,700.58	5.13%
MGS-S Customer 2828	3	45.69	192.28	55,384	-	\$ 1,742.03	\$ 1,830.61	5.08%
MGS-S Customer 2829	3	57.37	211.77	82,547	-	\$ 1,896.90	\$ 1,993.43	5.09%
MGS-S Customer 2830	1	54.14	248.26	78,573	-	\$ 1,908.48	\$ 2,006.02	5.11%
MGS-S Customer 2831	3	78.23	317.15	92,428	-	\$ 2,499.53	\$ 2,627.19	5.11%
MGS-S Customer 2832	3	-	80.16	15,480	-	\$ 970.46	\$ 1,019.34	5.04%
MGS-S Customer 2833	3	151.50	582.80	201,100	-	\$ 4,133.48	\$ 4,345.41	5.13%
MGS-S Customer 2834	3	-	30.72	4,560	-	\$ 742.05	\$ 779.06	4.99%
MGS-S Customer 2835	3	48.44	178.35	40,323	-	\$ 1,692.94	\$ 1,778.95	5.08%
MGS-S Customer 2836	3	37.84	147.43	82,208	-	\$ 1,491.26	\$ 1,566.88	5.07%
MGS-S Customer 2837	3	70.48	227.32	74,440	-	\$ 2,041.50	\$ 2,145.43	5.09%

Internal Use

Customer	Phase	Jul - Aug KW	Sept - Jun KW	Jan - Dec KWH	Jan - Dec KVAR	Distribution 7/22 Prices	Distribution 8/23 Prices	Distribution % Difference
MGS-S Customer 2838	3	-	17.08	4,761	-	\$ 679.03	\$ 712.77	4.97%
MGS-S Customer 2839	3	76.47	333.08	99,832	-	\$ 2,563.36	\$ 2,694.35	5.11%
MGS-S Customer 2840	3	67.68	731.04	223,040	-	\$ 4,353.15	\$ 4,577.19	5.15%
MGS-S Customer 2841	1	45.56	160.78	34,257	-	\$ 1,456.70	\$ 1,530.85	5.09%
MGS-S Customer 2842	3	54.28	251.24	91,200	-	\$ 2,062.10	\$ 2,167.24	5.10%
MGS-S Customer 2843	3	301.44	1,379.28	588,080	162.28	\$ 8,921.26	\$ 9,366.33	4.99%
MGS-S Customer 2844	3	64.32	235.28	94,400	-	\$ 2,044.09	\$ 2,148.21	5.09%
MGS-S Customer 2845	1	41.40	201.60	90,480	-	\$ 1,622.20	\$ 1,704.98	5.10%
MGS-S Customer 2846	3	98.88	510.08	232,120	-	\$ 3,505.47	\$ 3,685.22	5.13%
MGS-S Customer 2847	3	64.16	243.64	144,200	-	\$ 2,081.82	\$ 2,187.90	5.10%
MGS-S Customer 2848	3	69.20	279.50	114,100	-	\$ 2,275.47	\$ 2,391.57	5.10%
MGS-S Customer 2849	3	50.00	351.04	104,320	-	\$ 2,499.42	\$ 2,627.31	5.12%
MGS-S Customer 2850	3	94.68	630.00	225,480	-	\$ 4,036.19	\$ 4,243.54	5.14%
MGS-S Customer 2851	1	11.71	59.74	24,946	-	\$ 802.03	\$ 842.45	5.04%
MGS-S Customer 2852	3	44.88	266.00	92,080	-	\$ 2,078.12	\$ 2,184.17	5.10%
MGS-S Customer 2853	1	95.52	538.76	91,240	-	\$ 3,480.25	\$ 3,659.10	5.14%
MGS-S Customer 2854	3	48.48	772.96	298,400	-	\$ 4,440.26	\$ 4,668.98	5.15%
MGS-S Customer 2855	3	46.85	157.78	37,083	-	\$ 1,589.08	\$ 1,669.71	5.07%
MGS-S Customer 2856	3	157.20	560.76	387,120	-	\$ 4,063.29	\$ 4,271.53	5.12%
MGS-S Customer 2857	3	86.76	534.60	132,360	-	\$ 3,551.49	\$ 3,733.73	5.13%
MGS-S Customer 2858	3	380.90	2,018.30	1,582,200	-	\$ 12,038.66	\$ 12,659.35	5.16%
MGS-S Customer 2859	3	133.72	819.68	551,800	-	\$ 5,129.19	\$ 5,392.99	5.14%
MGS-S Customer 2860	3	91.30	393.52	229,893	-	\$ 2,924.90	\$ 3,074.55	5.12%
MGS-S Customer 2861	1	57.53	181.86	71,878	-	\$ 1,620.52	\$ 1,703.08	5.09%
MGS-S Customer 2862	3	559.20	3,135.30	1,093,500	0.30	\$ 18,189.28	\$ 19,127.96	5.16%
MGS-S Customer 2863	3	138.58	458.86	100,824	-	\$ 3,489.17	\$ 3,667.74	5.12%
MGS-S Customer 2864	3	53.60	186.00	103,440	-	\$ 1,756.92	\$ 1,846.21	5.08%
MGS-S Customer 2865	1	25.25	188.35	53,586	-	\$ 1,471.35	\$ 1,546.43	5.10%
MGS-S Customer 2866	3	82.32	558.08	154,000	-	\$ 3,635.33	\$ 3,821.95	5.13%
MGS-S Customer 2867	1	35.00	121.95	58,401	-	\$ 1,218.70	\$ 1,280.57	5.08%
MGS-S Customer 2868	3	356.80	881.00	634,000	-	\$ 6,650.58	\$ 6,991.56	5.13%
MGS-S Customer 2869	3	108.84	417.34	164,500	-	\$ 3,132.29	\$ 3,292.57	5.12%
MGS-S Customer 2870	3	52.20	232.30	122,094	-	\$ 1,963.06	\$ 2,063.06	5.09%
MGS-S Customer 2871	1	86.16	176.64	42,080	-	\$ 1,755.30	\$ 1,844.62	5.09%
MGS-S Customer 2872	3	97.68	402.76	186,735	-	\$ 3,003.00	\$ 3,156.65	5.12%
MGS-S Customer 2873	1	137.17	166.76	64,188	-	\$ 1,992.76	\$ 2,093.99	5.08%
MGS-S Customer 2874	3	46.03	260.59	144,199	-	\$ 2,059.51	\$ 2,164.58	5.10%
MGS-S Customer 2875	3	96.24	475.80	297,360	-	\$ 3,332.45	\$ 3,503.23	5.12%
MGS-S Customer 2876	3	47.71	212.69	37,068	-	\$ 1,847.54	\$ 1,941.58	5.09%
MGS-S Customer 2877	3	212.16	664.64	286,240	-	\$ 4,848.24	\$ 5,096.80	5.13%

Internal Use

Customer	Phase	Jul - Aug KW	Sept - Jun KW	Jan - Dec KWH	Jan - Dec KVAR	Distribution 7/22 Prices	Distribution 8/23 Prices	Distribution % Difference
MGS-S Customer 2878	3	584.88	1,771.92	727,200	-	\$ 12,032.47	\$ 12,651.14	5.14%
MGS-S Customer 2879	1	44.54	170.41	52,995	-	\$ 1,495.53	\$ 1,571.70	5.09%
MGS-S Customer 2880	3	422.76	2,020.68	484,080	83.04	\$ 12,423.15	\$ 13,056.12	5.10%
MGS-S Customer 2881	3	148.32	501.72	158,400	-	\$ 3,741.24	\$ 3,932.82	5.12%
MGS-S Customer 2882	3	151.60	510.30	276,100	-	\$ 3,799.09	\$ 3,993.65	5.12%
MGS-S Customer 2883	3	93.44	246.13	93,197	-	\$ 2,255.83	\$ 2,370.71	5.09%
MGS-S Customer 2884	1	71.04	289.98	166,823	-	\$ 2,195.02	\$ 2,307.31	5.12%
MGS-S Customer 2885	3	263.04	1,864.80	709,440	-	\$ 10,675.37	\$ 11,226.21	5.16%
MGS-S Customer 2886	3	94.32	363.04	171,040	-	\$ 2,800.84	\$ 2,944.02	5.11%
MGS-S Customer 2887	3	5.04	150.64	17,920	-	\$ 1,324.05	\$ 1,391.25	5.08%
MGS-S Customer 2888	1	86.88	347.84	68,240	-	\$ 2,550.24	\$ 2,680.85	5.12%
MGS-S Customer 2889	1	67.05	306.42	143,552	-	\$ 2,248.83	\$ 2,363.94	5.12%
MGS-S Customer 2890	3	102.08	361.52	163,680	-	\$ 2,836.89	\$ 2,981.87	5.11%
MGS-S Customer 2891	1	61.26	206.96	94,529	-	\$ 1,757.19	\$ 1,846.81	5.10%
MGS-S Customer 2892	3	204.00	864.72	368,880	-	\$ 5,727.33	\$ 6,021.62	5.14%
MGS-S Customer 2893	3	114.83	410.87	113,347	-	\$ 3,135.65	\$ 3,296.05	5.12%
MGS-S Customer 2894	3	100.18	381.10	166,968	-	\$ 2,916.80	\$ 3,065.96	5.11%
MGS-S Customer 2895	3	57.68	188.80	101,440	-	\$ 1,792.50	\$ 1,883.60	5.08%
MGS-S Customer 2896	3	34.06	110.01	58,680	-	\$ 1,297.40	\$ 1,362.98	5.05%
MGS-S Customer 2897	3	114.57	448.75	266,133	-	\$ 3,309.21	\$ 3,478.63	5.12%
MGS-S Customer 2898	3	82.40	341.84	49,120	-	\$ 2,636.74	\$ 2,771.49	5.11%
MGS-S Customer 2899	3	62.44	325.88	28,080	-	\$ 2,452.23	\$ 2,577.56	5.11%
MGS-S Customer 2900	3	41.98	189.39	79,753	-	\$ 1,708.09	\$ 1,794.94	5.08%
MGS-S Customer 2901	1	50.20	153.12	47,920	-	\$ 1,447.06	\$ 1,520.67	5.09%
MGS-S Customer 2902	3	99.52	480.91	280,746	-	\$ 3,374.26	\$ 3,547.18	5.12%
MGS-S Customer 2903	3	260.96	1,077.04	701,360	-	\$ 7,024.37	\$ 7,385.57	5.14%
MGS-S Customer 2904	3	44.84	303.30	55,717	-	\$ 2,250.23	\$ 2,365.22	5.11%
MGS-S Customer 2905	3	54.64	186.00	57,520	-	\$ 1,762.69	\$ 1,852.27	5.08%
MGS-S Customer 2906	3	40.40	138.24	53,720	-	\$ 1,463.01	\$ 1,537.14	5.07%
MGS-S Customer 2907	3	45.61	143.30	31,697	-	\$ 1,515.30	\$ 1,592.10	5.07%
MGS-S Customer 2908	3	240.84	946.08	501,600	-	\$ 6,307.67	\$ 6,631.81	5.14%
MGS-S Customer 2909	1	29.47	227.56	109,631	-	\$ 1,675.93	\$ 1,761.59	5.11%
MGS-S Customer 2910	3	27.59	149.29	55,545	-	\$ 1,442.96	\$ 1,516.16	5.07%
MGS-S Customer 2911	3	61.64	367.48	190,000	-	\$ 2,639.98	\$ 2,775.07	5.12%
MGS-S Customer 2912	3	37.12	134.62	63,619	-	\$ 1,428.08	\$ 1,500.42	5.07%
MGS-S Customer 2913	1	39.47	170.35	58,220	-	\$ 1,467.12	\$ 1,541.85	5.09%
MGS-S Customer 2914	3	180.76	673.96	289,680	-	\$ 4,717.03	\$ 4,959.04	5.13%
MGS-S Customer 2915	3	102.12	512.51	239,361	-	\$ 3,534.68	\$ 3,715.92	5.13%
MGS-S Customer 2916	3	129.68	499.84	126,080	-	\$ 3,629.10	\$ 3,815.02	5.12%
MGS-S Customer 2917	1	148.48	247.04	98,760	-	\$ 2,426.43	\$ 2,550.09	5.10%

Internal Use

Customer	Phase	Jul - Aug KW	Sept - Jun KW	Jan - Dec KWH	Jan - Dec KVAR	Distribution 7/22 Prices	Distribution 8/23 Prices	Distribution % Difference
MGS-S Customer 2918	3	92.40	321.64	129,840	-	\$ 2,598.92	\$ 2,731.62	5.11%
MGS-S Customer 2919	3	61.84	233.60	79,880	-	\$ 2,022.56	\$ 2,125.58	5.09%
MGS-S Customer 2920	3	206.04	1,152.36	735,120	-	\$ 7,067.55	\$ 7,431.44	5.15%
MGS-S Customer 2921	1	40.94	187.92	98,658	-	\$ 1,556.45	\$ 1,635.81	5.10%
MGS-S Customer 2922	3	82.10	378.84	222,400	-	\$ 2,806.02	\$ 2,949.57	5.12%
MGS-S Customer 2923	1	138.12	194.08	78,520	-	\$ 2,124.26	\$ 2,232.31	5.09%
MGS-S Customer 2924	1	78.96	131.08	48,046	-	\$ 1,504.86	\$ 1,581.23	5.07%
MGS-S Customer 2925	3	59.40	218.92	104,480	-	\$ 1,941.20	\$ 2,040.01	5.09%
MGS-S Customer 2926	3	87.40	349.60	107,080	-	\$ 2,700.34	\$ 2,838.36	5.11%
MGS-S Customer 2927	1	36.44	241.24	56,600	-	\$ 1,777.81	\$ 1,868.71	5.11%
MGS-S Customer 2928	1	45.48	179.42	59,617	-	\$ 1,542.37	\$ 1,620.97	5.10%
MGS-S Customer 2929	3	32.33	111.45	51,928	-	\$ 1,294.45	\$ 1,359.89	5.06%
MGS-S Customer 2930	3	95.28	481.12	190,740	-	\$ 3,351.70	\$ 3,523.49	5.13%
MGS-S Customer 2931	3	75.58	255.57	110,965	-	\$ 2,200.32	\$ 2,312.46	5.10%
MGS-S Customer 2932	1	45.67	201.20	96,801	-	\$ 1,644.05	\$ 1,727.93	5.10%
MGS-S Customer 2933	3	125.04	353.04	149,800	-	\$ 2,925.14	\$ 3,074.52	5.11%
MGS-S Customer 2934	3	91.20	197.12	68,000	-	\$ 2,016.97	\$ 2,119.46	5.08%
MGS-S Customer 2935	3	34.47	138.52	46,728	-	\$ 1,431.39	\$ 1,503.93	5.07%
MGS-S Customer 2936	3	58.40	269.04	45,760	-	\$ 2,167.20	\$ 2,277.77	5.10%
MGS-S Customer 2937	1	68.05	324.29	137,756	-	\$ 2,336.94	\$ 2,456.62	5.12%
MGS-S Customer 2938	3	96.71	282.48	83,526	-	\$ 2,441.92	\$ 2,566.43	5.10%
MGS-S Customer 2939	3	515.52	2,278.40	1,415,200	655.68	\$ 15,102.12	\$ 15,822.92	4.77%
MGS-S Customer 2940	1	57.47	209.68	47,712	-	\$ 1,748.72	\$ 1,837.93	5.10%
MGS-S Customer 2941	3	55.04	203.50	100,571	-	\$ 1,845.76	\$ 1,939.65	5.09%
MGS-S Customer 2942	1	43.77	173.98	42,267	-	\$ 1,507.75	\$ 1,584.56	5.09%
MGS-S Customer 2943	3	128.70	543.74	278,440	-	\$ 3,826.48	\$ 4,022.66	5.13%
MGS-S Customer 2944	3	131.64	899.28	297,000	-	\$ 5,485.40	\$ 5,767.72	5.15%
MGS-S Customer 2945	3	397.20	1,882.32	636,000	-	\$ 11,500.90	\$ 12,093.51	5.15%
MGS-S Customer 2946	3	70.48	698.64	155,360	-	\$ 4,219.00	\$ 4,436.05	5.14%
MGS-S Customer 2947	1	56.62	280.42	153,606	-	\$ 2,070.82	\$ 2,176.78	5.12%
MGS-S Customer 2948	1	141.60	464.48	195,760	-	\$ 3,392.82	\$ 3,566.74	5.13%
MGS-S Customer 2949	1	45.12	201.89	49,034	-	\$ 1,644.19	\$ 1,728.08	5.10%
MGS-S Customer 2950	1	47.74	244.16	108,481	-	\$ 1,854.02	\$ 1,948.78	5.11%
MGS-S Customer 2951	3	138.16	196.23	86,825	-	\$ 2,273.49	\$ 2,388.91	5.08%
MGS-S Customer 2952	1	192.80	154.64	68,720	-	\$ 2,245.52	\$ 2,359.41	5.07%
MGS-S Customer 2953	3	173.60	647.68	355,520	-	\$ 4,555.88	\$ 4,789.57	5.13%
MGS-S Customer 2954	1	71.65	277.24	64,307	-	\$ 2,139.55	\$ 2,248.95	5.11%
MGS-S Customer 2955	1	59.04	227.44	94,400	-	\$ 1,839.48	\$ 1,933.40	5.11%
MGS-S Customer 2956	3	34.06	141.13	49,409	-	\$ 1,441.17	\$ 1,514.22	5.07%
MGS-S Customer 2957	3	77.44	307.44	95,120	-	\$ 2,450.28	\$ 2,575.39	5.11%

Internal Use

Customer	Phase	Jul - Aug KW	Sept - Jun KW	Jan - Dec KWH	Jan - Dec KVAR	Distribution 7/22 Prices	Distribution 8/23 Prices	Distribution % Difference
MGS-S Customer 2958	3	72.68	310.36	130,783	-	\$ 2,437.36	\$ 2,561.83	5.11%
MGS-S Customer 2959	3	191.52	801.84	376,640	-	\$ 5,367.56	\$ 5,643.26	5.14%
MGS-S Customer 2960	1	33.25	152.57	52,864	-	\$ 1,350.45	\$ 1,419.18	5.09%
MGS-S Customer 2961	3	41.78	141.90	45,747	-	\$ 1,487.58	\$ 1,562.97	5.07%
MGS-S Customer 2962	3	-	10.67	3,875	-	\$ 649.42	\$ 681.62	4.96%
MGS-S Customer 2963	3	41.11	212.24	122,776	-	\$ 1,808.83	\$ 1,900.92	5.09%
MGS-S Customer 2964	3	41.84	167.56	52,040	-	\$ 1,606.46	\$ 1,688.03	5.08%
MGS-S Customer 2965	3	552.96	2,488.20	1,806,360	-	\$ 15,164.53	\$ 15,946.17	5.15%
MGS-S Customer 2966	1	102.49	123.22	41,543	-	\$ 1,599.14	\$ 1,680.21	5.07%
MGS-S Customer 2967	1	93.37	446.07	247,931	-	\$ 3,040.09	\$ 3,196.09	5.13%
MGS-S Customer 2968	3	89.08	311.92	132,440	-	\$ 2,535.58	\$ 2,665.03	5.11%
MGS-S Customer 2969	1	54.16	149.12	63,920	-	\$ 1,450.56	\$ 1,524.32	5.08%
MGS-S Customer 2970	3	90.16	309.60	85,520	-	\$ 2,530.86	\$ 2,660.05	5.10%
MGS-S Customer 2971	3	52.77	210.58	79,773	-	\$ 1,865.87	\$ 1,960.83	5.09%
MGS-S Customer 2972	3	287.52	1,215.68	899,120	-	\$ 7,812.30	\$ 8,214.21	5.14%
MGS-S Customer 2973	3	119.40	640.68	282,480	-	\$ 4,222.73	\$ 4,439.57	5.14%
MGS-S Customer 2974	3	7.39	43.56	16,867	-	\$ 842.38	\$ 884.55	5.01%
MGS-S Customer 2975	1	200.80	915.28	591,840	-	\$ 5,804.07	\$ 6,102.76	5.15%
MGS-S Customer 2976	3	86.08	276.36	149,409	-	\$ 2,354.65	\$ 2,474.72	5.10%
MGS-S Customer 2977	1	39.60	165.37	69,093	-	\$ 1,444.83	\$ 1,518.41	5.09%
MGS-S Customer 2978	3	172.96	932.96	543,440	209.78	\$ 6,226.95	\$ 6,528.93	4.85%
MGS-S Customer 2979	3	244.36	241.24	11,400	-	\$ 3,070.85	\$ 3,226.81	5.08%
MGS-S Customer 2980	3	46.12	186.05	46,228	-	\$ 1,715.64	\$ 1,802.84	5.08%
MGS-S Customer 2981	3	41.27	134.54	52,669	-	\$ 1,450.74	\$ 1,524.23	5.07%
MGS-S Customer 2982	3	18.59	98.21	40,536	-	\$ 1,157.02	\$ 1,215.44	5.05%
MGS-S Customer 2983	3	95.83	442.61	230,501	-	\$ 3,176.83	\$ 3,339.53	5.12%
MGS-S Customer 2984	3	58.76	319.60	76,280	54.10	\$ 2,494.76	\$ 2,617.56	4.92%
MGS-S Customer 2985	3	54.32	282.56	95,760	-	\$ 2,207.02	\$ 2,319.69	5.11%
MGS-S Customer 2986	3	140.72	526.64	224,240	-	\$ 3,814.19	\$ 4,009.63	5.12%
MGS-S Customer 2987	3	34.64	388.28	127,600	-	\$ 2,586.23	\$ 2,718.75	5.12%
MGS-S Customer 2988	3	155.88	817.64	154,840	237.52	\$ 5,646.53	\$ 5,916.05	4.77%
MGS-S Customer 2989	1	48.54	150.03	65,941	-	\$ 1,423.58	\$ 1,495.97	5.09%
MGS-S Customer 2990	3	787.60	2,964.80	1,825,200	6.40	\$ 18,679.56	\$ 19,641.28	5.15%
MGS-S Customer 2991	3	164.04	343.68	151,920	-	\$ 3,098.34	\$ 3,256.40	5.10%
MGS-S Customer 2992	1	50.32	71.84	21,440	-	\$ 1,072.22	\$ 1,126.35	5.05%
MGS-S Customer 2993	3	93.08	254.04	85,280	-	\$ 2,290.38	\$ 2,407.05	5.09%
MGS-S Customer 2994	3	82.82	321.95	100,671	-	\$ 2,547.18	\$ 2,677.28	5.11%
MGS-S Customer 2995	1	55.60	84.16	23,600	-	\$ 1,158.44	\$ 1,217.01	5.06%
MGS-S Customer 2996	1	59.68	86.40	25,360	-	\$ 1,191.43	\$ 1,251.68	5.06%
MGS-S Customer 2997	1	25.95	125.68	64,085	-	\$ 1,185.70	\$ 1,245.93	5.08%

Internal Use

Customer	Phase	Jul - Aug KW	Sept - Jun KW	Jan - Dec KWH	Jan - Dec KVAR	Distribution 7/22 Prices	Distribution 8/23 Prices	Distribution % Difference
MGS-S Customer 2998	1	54.40	91.12	26,080	-	\$ 1,183.93	\$ 1,243.84	5.06%
MGS-S Customer 2999	3	45.48	174.16	92,040	-	\$ 1,657.15	\$ 1,741.33	5.08%
MGS-S Customer 3000	3	140.24	842.16	86,880	-	\$ 5,269.23	\$ 5,540.26	5.14%
MGS-S Customer 3001	3	43.57	158.40	58,586	-	\$ 1,573.74	\$ 1,653.60	5.07%
MGS-S Customer 3002	3	126.24	504.96	250,960	-	\$ 3,633.67	\$ 3,819.84	5.12%
MGS-S Customer 3003	3	92.32	361.44	159,360	-	\$ 2,782.35	\$ 2,924.58	5.11%
MGS-S Customer 3004	3	45.05	170.63	53,298	-	\$ 1,638.46	\$ 1,721.66	5.08%
MGS-S Customer 3005	1	44.29	209.47	105,050	-	\$ 1,674.60	\$ 1,760.07	5.10%
MGS-S Customer 3006	3	25.61	193.84	63,633	-	\$ 1,637.80	\$ 1,721.13	5.09%
MGS-S Customer 3007	3	68.54	352.73	201,060	-	\$ 2,610.13	\$ 2,743.62	5.11%
MGS-S Customer 3008	1	41.23	156.02	53,307	-	\$ 1,410.68	\$ 1,482.47	5.09%
MGS-S Customer 3009	1	19.52	87.72	53,240	-	\$ 974.64	\$ 1,023.96	5.06%
MGS-S Customer 3010	1	96.72	134.24	49,200	-	\$ 1,618.02	\$ 1,700.12	5.07%
MGS-S Customer 3011	3	49.08	552.48	236,880	-	\$ 3,424.97	\$ 3,600.95	5.14%
MGS-S Customer 3012	1	45.92	138.72	35,600	-	\$ 1,356.78	\$ 1,425.73	5.08%
MGS-S Customer 3013	3	248.92	151.20	91,080	-	\$ 2,680.17	\$ 2,815.80	5.06%
MGS-S Customer 3014	3	358.64	2,161.44	743,680	-	\$ 12,576.42	\$ 13,225.23	5.16%
MGS-S Customer 3015	3	28.12	146.92	53,440	-	\$ 1,434.96	\$ 1,507.73	5.07%
MGS-S Customer 3016	3	1.70	63.65	37,197	-	\$ 903.62	\$ 949.01	5.02%
MGS-S Customer 3017	1	48.70	219.14	85,878	-	\$ 1,743.75	\$ 1,832.78	5.11%
MGS-S Customer 3018	1	48.24	193.24	73,360	-	\$ 1,621.54	\$ 1,704.23	5.10%
MGS-S Customer 3019	3	69.57	180.10	83,851	-	\$ 1,818.30	\$ 1,910.64	5.08%
MGS-S Customer 3020	3	202.40	930.40	527,360	-	\$ 6,021.89	\$ 6,331.50	5.14%
MGS-S Customer 3021	1	62.66	222.45	112,256	-	\$ 1,836.52	\$ 1,930.25	5.10%
MGS-S Customer 3022	1	45.52	182.48	74,720	-	\$ 1,556.73	\$ 1,636.07	5.10%
MGS-S Customer 3023	1	107.60	397.60	108,320	-	\$ 2,895.13	\$ 3,043.48	5.12%
MGS-S Customer 3024	3	375.48	1,594.56	862,800	250.26	\$ 10,476.34	\$ 10,993.81	4.94%
MGS-S Customer 3025	3	84.34	332.15	149,401	-	\$ 2,602.74	\$ 2,735.71	5.11%
MGS-S Customer 3026	1	28.73	217.65	69,418	-	\$ 1,626.03	\$ 1,709.11	5.11%
MGS-S Customer 3027	3	42.85	197.71	104,234	-	\$ 1,751.36	\$ 1,840.45	5.09%
MGS-S Customer 3028	3	44.50	162.93	77,692	-	\$ 1,599.83	\$ 1,681.03	5.08%
MGS-S Customer 3029	1	67.52	257.40	57,362	-	\$ 2,024.96	\$ 2,128.45	5.11%
MGS-S Customer 3030	3	75.84	274.44	167,040	-	\$ 2,288.94	\$ 2,405.69	5.10%
MGS-S Customer 3031	1	43.68	116.44	39,403	-	\$ 1,241.42	\$ 1,304.39	5.07%
MGS-S Customer 3032	3	616.44	2,490.48	1,062,000	682.98	\$ 16,688.45	\$ 17,488.40	4.79%
MGS-S Customer 3033	1	24.41	208.85	51,562	-	\$ 1,561.40	\$ 1,641.16	5.11%
MGS-S Customer 3034	1	61.97	112.63	30,227	-	\$ 1,325.32	\$ 1,392.51	5.07%
MGS-S Customer 3035	1	22.49	236.46	97,168	-	\$ 1,678.30	\$ 1,764.15	5.12%
MGS-S Customer 3036	3	396.96	1,570.88	573,280	-	\$ 10,060.71	\$ 10,578.51	5.15%
MGS-S Customer 3037	1	41.71	188.70	67,943	-	\$ 1,564.32	\$ 1,644.09	5.10%

Internal Use

Customer	Phase	Jul - Aug KW	Sept - Jun KW	Jan - Dec KWH	Jan - Dec KVAR	Distribution 7/22 Prices	Distribution 8/23 Prices	Distribution % Difference
MGS-S Customer 3038	3	403.20	1,956.12	424,680	-	\$ 11,875.15	\$ 12,487.16	5.15%
MGS-S Customer 3039	3	37.85	117.37	48,015	-	\$ 1,352.44	\$ 1,420.84	5.06%
MGS-S Customer 3040	3	62.69	228.99	71,241	-	\$ 2,005.98	\$ 2,108.13	5.09%
MGS-S Customer 3041	1	56.12	229.76	61,200	-	\$ 1,834.00	\$ 1,927.65	5.11%
MGS-S Customer 3042	3	79.80	343.30	112,273	-	\$ 2,629.06	\$ 2,763.43	5.11%
MGS-S Customer 3043	3	89.92	480.72	155,680	-	\$ 3,320.10	\$ 3,490.29	5.13%
MGS-S Customer 3044	3	453.76	2,836.64	1,458,880	-	\$ 16,223.76	\$ 17,061.25	5.16%
MGS-S Customer 3045	3	65.71	239.13	86,909	-	\$ 2,069.59	\$ 2,175.02	5.09%
MGS-S Customer 3046	3	58.04	326.01	164,360	-	\$ 2,428.41	\$ 2,552.54	5.11%
MGS-S Customer 3047	3	43.84	443.84	172,800	-	\$ 2,893.97	\$ 3,042.41	5.13%
MGS-S Customer 3048	3	158.87	581.21	224,256	-	\$ 4,167.04	\$ 4,380.65	5.13%
MGS-S Customer 3049	3	124.72	608.55	68,537	-	\$ 4,103.82	\$ 4,314.43	5.13%
MGS-S Customer 3050	3	131.12	591.92	165,120	-	\$ 4,062.51	\$ 4,270.92	5.13%
MGS-S Customer 3051	3	42.72	280.96	83,840	187.28	\$ 2,453.63	\$ 2,562.66	4.44%
MGS-S Customer 3052	3	100.80	219.76	53,600	37.48	\$ 2,238.57	\$ 2,349.17	4.94%
MGS-S Customer 3053	3	18.12	671.28	93,240	166.92	\$ 4,085.76	\$ 4,281.58	4.79%
MGS-S Customer 3054	3	59.37	242.83	69,111	-	\$ 2,051.50	\$ 2,156.04	5.10%
MGS-S Customer 3055	3	87.60	331.08	153,600	7.38	\$ 2,628.44	\$ 2,762.06	5.08%
MGS-S Customer 3056	3	86.40	351.72	226,320	-	\$ 2,704.59	\$ 2,842.83	5.11%
MGS-S Customer 3057	3	66.52	433.68	134,560	-	\$ 2,972.91	\$ 3,125.26	5.12%
MGS-S Customer 3058	3	61.04	281.36	161,200	-	\$ 2,238.78	\$ 2,353.03	5.10%
MGS-S Customer 3059	3	111.92	443.92	214,760	-	\$ 3,272.19	\$ 3,439.70	5.12%
MGS-S Customer 3060	1	91.12	228.00	109,520	-	\$ 2,020.12	\$ 2,123.15	5.10%
MGS-S Customer 3061	3	113.68	561.68	185,120	-	\$ 3,826.01	\$ 4,022.28	5.13%
MGS-S Customer 3062	3	122.52	155.64	61,200	-	\$ 1,999.16	\$ 2,100.46	5.07%
MGS-S Customer 3063	3	177.56	754.68	473,000	-	\$ 5,072.20	\$ 5,332.68	5.14%
MGS-S Customer 3064	3	118.44	744.48	225,480	-	\$ 4,696.96	\$ 4,938.44	5.14%
MGS-S Customer 3065	3	88.64	558.80	135,120	-	\$ 3,673.73	\$ 3,862.30	5.13%
MGS-S Customer 3066	3	40.24	217.91	23,831	-	\$ 1,830.20	\$ 1,923.40	5.09%
MGS-S Customer 3067	3	127.12	494.08	241,280	-	\$ 3,588.29	\$ 3,772.10	5.12%
MGS-S Customer 3068	3	69.96	256.32	55,560	-	\$ 2,172.60	\$ 2,283.34	5.10%
MGS-S Customer 3069	1	60.75	130.27	36,135	-	\$ 1,400.05	\$ 1,471.12	5.08%
MGS-S Customer 3070	3	65.73	227.75	98,642	-	\$ 2,017.13	\$ 2,119.83	5.09%
MGS-S Customer 3071	3	57.63	196.56	96,404	-	\$ 1,828.07	\$ 1,921.02	5.08%
MGS-S Customer 3072	1	57.00	285.56	41,880	-	\$ 2,096.68	\$ 2,203.97	5.12%
MGS-S Customer 3073	3	311.70	1,105.50	621,300	308.10	\$ 7,961.24	\$ 8,343.47	4.80%
MGS-S Customer 3074	1	25.95	195.02	60,227	-	\$ 1,506.05	\$ 1,582.93	5.10%
MGS-S Customer 3075	1	39.89	184.34	90,946	-	\$ 1,534.08	\$ 1,612.29	5.10%
MGS-S Customer 3076	1	38.48	190.56	59,840	-	\$ 1,554.99	\$ 1,634.30	5.10%
MGS-S Customer 3077	3	24.96	103.06	38,694	-	\$ 1,214.79	\$ 1,276.15	5.05%

Internal Use

Customer	Phase	Jul - Aug KW	Sept - Jun KW	Jan - Dec KWH	Jan - Dec KVAR	Distribution 7/22 Prices	Distribution 8/23 Prices	Distribution % Difference
MGS-S Customer 3078	3	-	29.63	2,467	-	\$ 737.01	\$ 773.76	4.99%
MGS-S Customer 3079	1	1.85	14.26	498	-	\$ 537.19	\$ 563.93	4.98%
MGS-S Customer 3080	3	53.04	261.33	56,983	-	\$ 2,101.84	\$ 2,209.05	5.10%
MGS-S Customer 3081	3	40.09	233.98	56,965	-	\$ 1,903.61	\$ 2,000.63	5.10%
MGS-S Customer 3082	3	77.84	388.64	139,600	-	\$ 2,827.65	\$ 2,972.36	5.12%
MGS-S Customer 3083	1	160.32	227.84	43,680	-	\$ 2,403.44	\$ 2,525.81	5.09%
MGS-S Customer 3084	3	52.32	254.77	35,543	-	\$ 2,067.53	\$ 2,172.97	5.10%
MGS-S Customer 3085	3	31.12	161.12	84,240	-	\$ 1,517.21	\$ 1,594.23	5.08%
MGS-S Customer 3086	3	82.40	684.48	192,880	-	\$ 4,219.74	\$ 4,436.72	5.14%
MGS-S Customer 3087	1	137.92	477.44	164,240	-	\$ 3,432.27	\$ 3,608.27	5.13%
MGS-S Customer 3088	1	93.04	225.48	108,142	-	\$ 2,019.13	\$ 2,122.10	5.10%
MGS-S Customer 3089	3	95.84	400.32	204,720	-	\$ 2,981.51	\$ 3,134.06	5.12%
MGS-S Customer 3090	3	42.68	240.92	115,315	-	\$ 1,950.04	\$ 2,049.46	5.10%
MGS-S Customer 3091	1	31.96	136.72	49,600	-	\$ 1,270.06	\$ 1,334.63	5.08%
MGS-S Customer 3092	3	-	-	-	-	\$ 600.12	\$ 629.76	4.94%
MGS-S Customer 3093	3	62.44	207.79	92,902	-	\$ 1,906.65	\$ 2,003.64	5.09%
MGS-S Customer 3094	3	135.78	482.24	190,109	-	\$ 3,581.65	\$ 3,765.04	5.12%
MGS-S Customer 3095	3	540.00	2,181.24	1,065,720	300.30	\$ 14,184.96	\$ 14,889.30	4.97%
MGS-S Customer 3096	1	32.38	166.55	55,763	-	\$ 1,410.21	\$ 1,482.05	5.09%
MGS-S Customer 3097	3	78.69	318.15	200,256	-	\$ 2,506.70	\$ 2,634.73	5.11%
MGS-S Customer 3098	3	33.60	119.20	48,040	-	\$ 1,337.30	\$ 1,404.96	5.06%
MGS-S Customer 3099	3	40.07	147.55	74,896	-	\$ 1,504.19	\$ 1,580.46	5.07%
MGS-S Customer 3100	3	234.56	898.64	487,120	-	\$ 6,053.64	\$ 6,364.64	5.14%
MGS-S Customer 3101	3	30.58	173.01	80,759	-	\$ 1,569.15	\$ 1,648.87	5.08%
MGS-S Customer 3102	3	91.86	402.15	166,207	-	\$ 2,967.88	\$ 3,119.75	5.12%
MGS-S Customer 3103	3	184.52	896.19	406,000	-	\$ 5,764.60	\$ 6,061.00	5.14%
MGS-S Customer 3104	3	76.06	333.52	178,276	-	\$ 2,563.12	\$ 2,694.10	5.11%
MGS-S Customer 3105	3	-	594.30	2,027,629	162.90	\$ 3,622.72	\$ 3,794.99	4.76%
MGS-S Customer 3106	1	44.52	169.44	79,376	-	\$ 1,490.94	\$ 1,566.87	5.09%
MGS-S Customer 3107	1	62.96	281.42	176,934	-	\$ 2,110.63	\$ 2,218.60	5.12%
MGS-S Customer 3108	3	60.56	151.20	79,560	-	\$ 1,634.77	\$ 1,717.66	5.07%
MGS-S Customer 3109	3	322.72	1,127.68	427,520	336.24	\$ 8,172.71	\$ 8,563.35	4.78%
MGS-S Customer 3110	1	51.92	191.11	53,001	-	\$ 1,632.12	\$ 1,715.33	5.10%
MGS-S Customer 3111	1	29.55	117.75	51,981	-	\$ 1,169.05	\$ 1,228.38	5.08%
MGS-S Customer 3112	3	64.94	257.53	87,005	-	\$ 2,150.33	\$ 2,259.96	5.10%
MGS-S Customer 3113	3	93.12	327.04	106,020	-	\$ 2,627.86	\$ 2,762.06	5.11%
MGS-S Customer 3114	3	45.50	220.88	117,551	-	\$ 1,873.11	\$ 1,968.50	5.09%
MGS-S Customer 3115	3	27.66	158.90	48,353	-	\$ 1,487.75	\$ 1,563.27	5.08%
MGS-S Customer 3116	3	32.15	156.87	56,646	-	\$ 1,503.29	\$ 1,579.58	5.07%
MGS-S Customer 3117	3	190.48	614.32	257,680	-	\$ 4,495.44	\$ 4,725.85	5.13%

Internal Use

Customer	Phase	Jul - Aug KW	Sept - Jun KW	Jan - Dec KWH	Jan - Dec KVAR	Distribution 7/22 Prices	Distribution 8/23 Prices	Distribution % Difference
MGS-S Customer 3118	3	80.04	299.64	144,560	-	\$ 2,428.68	\$ 2,552.64	5.10%
MGS-S Customer 3119	3	80.61	153.15	49,219	-	\$ 1,755.06	\$ 1,844.03	5.07%
MGS-S Customer 3120	3	80.56	193.76	59,680	-	\$ 1,942.40	\$ 2,041.10	5.08%
MGS-S Customer 3121	3	404.88	693.84	274,320	-	\$ 6,052.74	\$ 6,362.27	5.11%
MGS-S Customer 3122	3	37.50	293.70	41,300	116.00	\$ 2,362.34	\$ 2,472.97	4.68%
MGS-S Customer 3123	3	79.20	310.24	90,400	-	\$ 2,472.99	\$ 2,599.26	5.11%
MGS-S Customer 3124	3	86.88	224.88	85,320	-	\$ 2,121.25	\$ 2,229.19	5.09%
MGS-S Customer 3125	1	7.31	42.69	21,892	-	\$ 698.84	\$ 733.93	5.02%
MGS-S Customer 3126	3	63.93	118.32	49,253	-	\$ 1,501.57	\$ 1,577.51	5.06%
MGS-S Customer 3127	3	63.20	272.56	121,920	-	\$ 2,210.11	\$ 2,322.86	5.10%
MGS-S Customer 3128	3	14.63	129.67	48,883	-	\$ 1,280.39	\$ 1,345.25	5.07%
MGS-S Customer 3129	1	13.75	80.03	25,674	-	\$ 907.09	\$ 952.95	5.06%
MGS-S Customer 3130	3	96.64	408.72	176,576	-	\$ 3,024.76	\$ 3,179.55	5.12%
MGS-S Customer 3131	3	53.07	100.68	31,124	-	\$ 1,359.80	\$ 1,428.46	5.05%
MGS-S Customer 3132	3	65.30	395.90	84,800	-	\$ 2,791.59	\$ 2,934.53	5.12%
MGS-S Customer 3133	1	70.21	325.10	140,736	-	\$ 2,352.67	\$ 2,473.15	5.12%
MGS-S Customer 3134	3	32.56	280.28	81,120	-	\$ 2,075.72	\$ 2,181.75	5.11%
MGS-S Customer 3135	3	204.16	906.56	554,640	-	\$ 5,921.52	\$ 6,225.89	5.14%
MGS-S Customer 3136	3	231.84	1,088.60	324,320	-	\$ 6,916.16	\$ 7,271.98	5.14%
MGS-S Customer 3137	3	291.00	1,777.44	639,840	-	\$ 10,426.94	\$ 10,964.65	5.16%
MGS-S Customer 3138	3	46.56	164.32	61,360	-	\$ 1,617.69	\$ 1,699.80	5.08%
MGS-S Customer 3139	3	66.24	733.92	212,160	-	\$ 4,358.46	\$ 4,582.79	5.15%
MGS-S Customer 3140	1	54.92	222.16	105,840	-	\$ 1,792.23	\$ 1,883.72	5.10%
MGS-S Customer 3141	3	177.13	801.18	78,734	-	\$ 5,284.64	\$ 5,556.16	5.14%
MGS-S Customer 3142	3	113.70	589.97	190,826	-	\$ 3,956.82	\$ 4,159.89	5.13%
MGS-S Customer 3143	1	96.76	359.02	98,970	-	\$ 2,656.73	\$ 2,792.79	5.12%
MGS-S Customer 3144	3	65.04	252.02	135,260	-	\$ 2,125.42	\$ 2,233.76	5.10%
MGS-S Customer 3145	1	58.98	206.21	114,909	-	\$ 1,741.07	\$ 1,829.87	5.10%
MGS-S Customer 3146	3	88.82	353.83	137,551	-	\$ 2,727.77	\$ 2,867.19	5.11%
MGS-S Customer 3147	3	39.00	305.97	150,703	-	\$ 2,230.15	\$ 2,344.14	5.11%
MGS-S Customer 3148	3	101.48	431.08	120,520	-	\$ 3,154.92	\$ 3,316.44	5.12%
MGS-S Customer 3149	1	48.67	38.95	20,939	-	\$ 911.11	\$ 956.88	5.02%
MGS-S Customer 3150	3	40.04	282.00	95,360	-	\$ 2,125.18	\$ 2,233.71	5.11%
MGS-S Customer 3151	3	74.48	390.32	199,680	-	\$ 2,816.76	\$ 2,960.93	5.12%
MGS-S Customer 3152	3	152.88	573.36	327,440	-	\$ 4,097.53	\$ 4,307.58	5.13%
MGS-S Customer 3153	3	50.55	199.37	77,674	-	\$ 1,801.76	\$ 1,893.40	5.09%
MGS-S Customer 3154	3	26.80	307.12	133,280	-	\$ 2,167.75	\$ 2,278.61	5.11%
MGS-S Customer 3155	1	63.52	191.10	112,702	-	\$ 1,696.46	\$ 1,782.91	5.10%
MGS-S Customer 3156	3	113.69	531.66	299,063	-	\$ 3,687.37	\$ 3,876.44	5.13%
MGS-S Customer 3157	3	47.15	154.12	58,972	-	\$ 1,573.84	\$ 1,653.67	5.07%

Internal Use

Customer	Phase	Jul - Aug KW	Sept - Jun KW	Jan - Dec KWH	Jan - Dec KVAR	Distribution 7/22 Prices	Distribution 8/23 Prices	Distribution % Difference
MGS-S Customer 3158	3	182.81	536.70	335,979	-	\$ 4,094.27	\$ 4,303.90	5.12%
MGS-S Customer 3159	3	723.30	3,006.00	1,613,400	-	\$ 18,502.16	\$ 19,455.76	5.15%
MGS-S Customer 3160	3	147.96	709.44	138,440	11.20	\$ 4,717.95	\$ 4,959.29	5.12%
MGS-S Customer 3161	1	135.48	563.89	211,160	-	\$ 3,818.13	\$ 4,014.19	5.13%
MGS-S Customer 3162	3	167.20	541.76	203,680	-	\$ 4,031.01	\$ 4,237.49	5.12%
MGS-S Customer 3163	3	47.68	241.84	123,400	-	\$ 1,982.04	\$ 2,083.08	5.10%
MGS-S Customer 3164	3	43.10	219.76	43,212	-	\$ 1,854.62	\$ 1,949.07	5.09%
MGS-S Customer 3165	1	51.84	256.97	118,372	-	\$ 1,935.95	\$ 2,034.94	5.11%
MGS-S Customer 3166	1	40.32	200.86	61,629	-	\$ 1,612.79	\$ 1,695.09	5.10%
MGS-S Customer 3167	3	62.14	267.10	107,195	-	\$ 2,179.00	\$ 2,290.14	5.10%
MGS-S Customer 3168	1	34.22	171.47	52,592	-	\$ 1,443.15	\$ 1,516.69	5.10%
MGS-S Customer 3169	1	75.80	263.81	89,897	-	\$ 2,100.53	\$ 2,207.87	5.11%
MGS-S Customer 3170	3	177.36	881.92	363,600	-	\$ 5,658.94	\$ 5,949.90	5.14%
MGS-S Customer 3171	3	158.88	403.68	150,960	-	\$ 3,346.91	\$ 3,517.92	5.11%
MGS-S Customer 3172	3	131.68	555.04	337,200	-	\$ 3,895.23	\$ 4,094.95	5.13%
MGS-S Customer 3173	3	202.56	778.36	220,120	-	\$ 5,320.35	\$ 5,593.51	5.13%
MGS-S Customer 3174	1	45.37	419.89	109,746	-	\$ 2,652.74	\$ 2,789.01	5.14%
MGS-S Customer 3175	3	78.64	404.64	172,960	-	\$ 2,906.01	\$ 3,054.78	5.12%
MGS-S Customer 3176	3	73.13	203.74	70,221	-	\$ 1,947.27	\$ 2,046.28	5.08%
MGS-S Customer 3177	1	72.14	312.40	149,106	-	\$ 2,304.71	\$ 2,422.68	5.12%
MGS-S Customer 3178	1	72.00	118.72	42,680	-	\$ 1,409.13	\$ 1,480.58	5.07%
MGS-S Customer 3179	3	286.88	1,532.80	470,400	-	\$ 9,273.84	\$ 9,751.68	5.15%
MGS-S Customer 3180	3	51.87	136.17	54,909	-	\$ 1,517.10	\$ 1,593.95	5.07%
MGS-S Customer 3181	3	256.96	1,006.24	422,240	-	\$ 6,675.08	\$ 7,018.16	5.14%
MGS-S Customer 3182	1	57.10	177.79	83,012	-	\$ 1,599.33	\$ 1,680.79	5.09%
MGS-S Customer 3183	3	28.83	185.07	77,143	-	\$ 1,615.15	\$ 1,697.28	5.08%
MGS-S Customer 3184	3	139.08	628.32	270,120	-	\$ 4,274.85	\$ 4,494.23	5.13%
MGS-S Customer 3185	1	38.68	142.52	54,350	-	\$ 1,334.16	\$ 1,401.99	5.08%
MGS-S Customer 3186	3	45.60	495.76	190,560	-	\$ 3,143.61	\$ 3,305.00	5.13%
MGS-S Customer 3187	3	30.96	304.72	123,920	-	\$ 2,179.75	\$ 2,291.20	5.11%
MGS-S Customer 3188	1	70.06	226.99	79,740	-	\$ 1,898.57	\$ 1,995.46	5.10%
MGS-S Customer 3189	1	6.46	391.38	93,118	-	\$ 2,305.07	\$ 2,423.61	5.14%
MGS-S Customer 3190	1	65.76	73.12	27,720	-	\$ 1,163.82	\$ 1,222.58	5.05%
MGS-S Customer 3191	3	109.44	506.72	310,640	-	\$ 3,548.56	\$ 3,730.45	5.13%
MGS-S Customer 3192	3	129.24	441.72	204,360	-	\$ 3,358.15	\$ 3,529.99	5.12%
MGS-S Customer 3193	3	58.58	164.65	80,476	-	\$ 1,685.92	\$ 1,771.48	5.07%
MGS-S Customer 3194	3	115.02	393.19	176,355	-	\$ 3,055.02	\$ 3,211.23	5.11%
MGS-S Customer 3195	3	130.14	322.56	90,244	-	\$ 2,812.62	\$ 2,956.12	5.10%
MGS-S Customer 3196	3	111.80	420.60	198,040	-	\$ 3,163.78	\$ 3,325.67	5.12%
MGS-S Customer 3197	3	0.08	2.54	37	Internal Use	\$ 612.30	\$ 642.57	4.94%

Customer	Phase	Jul - Aug KW	Sept - Jun KW	Jan - Dec KWH	Jan - Dec KVAR	Distribution 7/22 Prices	Distribution 8/23 Prices	Distribution % Difference
MGS-S Customer 3198	1	46.38	205.14	60,355	-	\$ 1,666.20	\$ 1,751.22	5.10%
MGS-S Customer 3199	3	210.08	986.56	506,240	-	\$ 6,323.97	\$ 6,649.21	5.14%
MGS-S Customer 3200	3	79.82	239.49	52,711	-	\$ 2,149.56	\$ 2,259.03	5.09%
MGS-S Customer 3201	3	39.96	172.20	75,000	-	\$ 1,617.46	\$ 1,699.62	5.08%
MGS-S Customer 3202	1	1.80	1.36	606	-	\$ 477.31	\$ 500.94	4.95%
MGS-S Customer 3203	3	180.22	755.54	296,607	-	\$ 5,090.94	\$ 5,352.37	5.14%
MGS-S Customer 3204	3	177.03	743.37	440,977	-	\$ 5,017.01	\$ 5,274.62	5.13%
MGS-S Customer 3205	1	69.12	116.83	39,972	-	\$ 1,384.41	\$ 1,454.60	5.07%
MGS-S Customer 3206	3	306.96	1,432.32	672,720	-	\$ 8,921.07	\$ 9,380.41	5.15%
MGS-S Customer 3207	1	23.14	173.50	41,329	-	\$ 1,391.04	\$ 1,461.96	5.10%
MGS-S Customer 3208	3	155.84	700.00	386,960	51.60	\$ 4,786.75	\$ 5,028.03	5.04%
MGS-S Customer 3209	1	46.96	195.05	51,257	-	\$ 1,622.80	\$ 1,705.56	5.10%
MGS-S Customer 3210	3	47.00	228.44	101,680	-	\$ 1,916.36	\$ 2,013.99	5.09%
MGS-S Customer 3211	3	53.39	116.02	43,547	-	\$ 1,432.45	\$ 1,504.88	5.06%
MGS-S Customer 3212	3	55.38	232.38	98,964	-	\$ 1,981.07	\$ 2,081.99	5.09%
MGS-S Customer 3213	1	58.08	150.16	59,560	-	\$ 1,477.12	\$ 1,552.22	5.08%
MGS-S Customer 3214	3	160.16	935.52	225,120	-	\$ 5,811.11	\$ 6,110.12	5.15%
MGS-S Customer 3215	3	137.04	643.44	87,040	-	\$ 4,333.38	\$ 4,555.82	5.13%
MGS-S Customer 3216	1	32.43	45.74	22,991	-	\$ 852.35	\$ 895.20	5.03%
MGS-S Customer 3217	3	33.80	186.28	52,560	-	\$ 1,648.32	\$ 1,732.13	5.08%
MGS-S Customer 3218	1	57.29	230.16	84,783	-	\$ 1,842.34	\$ 1,936.42	5.11%
MGS-S Customer 3219	3	52.51	94.92	40,556	-	\$ 1,330.08	\$ 1,397.20	5.05%
MGS-S Customer 3220	3	36.29	179.65	79,380	-	\$ 1,631.51	\$ 1,714.43	5.08%
MGS-S Customer 3221	3	115.16	507.28	269,620	-	\$ 3,582.89	\$ 3,766.52	5.13%
MGS-S Customer 3222	3	104.96	502.08	75,680	-	\$ 3,502.26	\$ 3,681.79	5.13%
MGS-S Customer 3223	1	66.49	301.62	121,532	-	\$ 2,223.54	\$ 2,337.35	5.12%
MGS-S Customer 3224	1	84.88	442.04	124,720	-	\$ 2,974.35	\$ 3,127.00	5.13%
MGS-S Customer 3225	3	54.53	282.68	43,131	-	\$ 2,208.74	\$ 2,321.49	5.10%
MGS-S Customer 3226	3	79.30	312.83	153,229	-	\$ 2,485.51	\$ 2,612.43	5.11%
MGS-S Customer 3227	1	80.81	363.54	155,185	-	\$ 2,589.09	\$ 2,721.77	5.12%
MGS-S Customer 3228	3	23.84	133.04	81,280	-	\$ 1,347.08	\$ 1,415.32	5.07%
MGS-S Customer 3229	3	210.32	963.20	133,320	611.68	\$ 7,257.24	\$ 7,576.93	4.41%
MGS-S Customer 3230	3	25.95	152.76	65,803	-	\$ 1,449.89	\$ 1,523.46	5.07%
MGS-S Customer 3231	1	36.00	131.95	53,162	-	\$ 1,270.45	\$ 1,335.00	5.08%
MGS-S Customer 3232	3	98.28	312.98	129,617	-	\$ 2,591.54	\$ 2,723.82	5.10%
MGS-S Customer 3233	3	78.82	304.39	181,276	-	\$ 2,443.85	\$ 2,568.62	5.11%
MGS-S Customer 3234	3	318.56	1,202.40	563,640	-	\$ 7,923.22	\$ 8,330.63	5.14%
MGS-S Customer 3235	3	136.16	497.60	222,320	-	\$ 3,654.72	\$ 3,841.91	5.12%
MGS-S Customer 3236	3	154.00	738.56	314,160	-	\$ 4,866.97	\$ 5,116.98	5.14%
MGS-S Customer 3237	3	122.88	547.84	325,920	-	\$ 3,813.12	\$ 4,008.65	5.13%

Internal Use

Customer	Phase	Jul - Aug KW	Sept - Jun KW	Jan - Dec KWH	Jan - Dec KVAR	Distribution 7/22 Prices	Distribution 8/23 Prices	Distribution % Difference
MGS-S Customer 3238	3	79.64	372.84	219,720	-	\$ 2,764.64	\$ 2,906.06	5.12%
MGS-S Customer 3239	1	60.37	258.04	94,314	-	\$ 1,988.24	\$ 2,089.87	5.11%
MGS-S Customer 3240	1	48.00	139.36	44,880	-	\$ 1,371.28	\$ 1,440.97	5.08%
MGS-S Customer 3241	3	220.24	926.24	474,400	-	\$ 6,101.68	\$ 6,415.29	5.14%
MGS-S Customer 3242	3	88.08	332.16	159,840	-	\$ 2,623.54	\$ 2,757.56	5.11%
MGS-S Customer 3243	1	43.36	182.52	82,419	-	\$ 1,544.93	\$ 1,623.68	5.10%
MGS-S Customer 3244	1	62.16	186.08	36,560	-	\$ 1,665.72	\$ 1,750.58	5.09%
MGS-S Customer 3245	3	45.98	164.68	64,378	-	\$ 1,616.13	\$ 1,698.17	5.08%
MGS-S Customer 3246	3	90.20	341.92	46,840	-	\$ 2,680.40	\$ 2,817.36	5.11%
MGS-S Customer 3247	3	97.68	269.52	109,520	-	\$ 2,387.43	\$ 2,509.10	5.10%
MGS-S Customer 3248	3	27.12	220.60	77,720	-	\$ 1,769.81	\$ 1,859.99	5.10%
MGS-S Customer 3249	3	27.09	181.89	100,256	-	\$ 1,590.80	\$ 1,671.68	5.08%
MGS-S Customer 3250	3	109.04	410.44	223,520	-	\$ 3,101.52	\$ 3,260.20	5.12%
MGS-S Customer 3251	1	-	57.86	16,230	-	\$ 728.35	\$ 765.04	5.04%
MGS-S Customer 3252	3	50.51	202.99	93,573	-	\$ 1,818.26	\$ 1,910.76	5.09%
MGS-S Customer 3253	3	29.56	171.43	56,840	-	\$ 1,556.18	\$ 1,635.24	5.08%
MGS-S Customer 3254	1	47.53	181.20	53,408	-	\$ 1,561.98	\$ 1,641.57	5.10%
MGS-S Customer 3255	1	42.80	204.04	42,640	-	\$ 1,641.24	\$ 1,725.00	5.10%
MGS-S Customer 3256	3	11.88	169.85	64,608	-	\$ 1,450.76	\$ 1,524.49	5.08%
MGS-S Customer 3257	3	40.91	202.01	72,413	-	\$ 1,760.46	\$ 1,850.03	5.09%
MGS-S Customer 3258	3	-	68.53	16,986	-	\$ 916.73	\$ 962.82	5.03%
MGS-S Customer 3259	3	21.70	100.07	45,429	-	\$ 1,182.88	\$ 1,242.61	5.05%
MGS-S Customer 3260	3	28.63	119.35	44,229	-	\$ 1,310.41	\$ 1,376.71	5.06%
MGS-S Customer 3261	3	435.00	1,871.20	1,257,400	533.10	\$ 12,565.58	\$ 13,166.11	4.78%
MGS-S Customer 3262	1	36.67	145.34	62,106	-	\$ 1,336.03	\$ 1,403.98	5.09%
MGS-S Customer 3263	3	195.16	925.02	449,040	-	\$ 5,956.85	\$ 6,263.14	5.14%
MGS-S Customer 3264	3	28.20	261.96	122,280	-	\$ 1,966.89	\$ 2,067.29	5.10%
MGS-S Customer 3265	1	2.92	128.35	39,104	-	\$ 1,070.22	\$ 1,124.64	5.08%
MGS-S Customer 3266	3	740.48	3,527.84	921,280	-	\$ 21,008.40	\$ 22,092.06	5.16%
MGS-S Customer 3267	3	60.11	246.23	125,809	-	\$ 2,071.31	\$ 2,176.88	5.10%
MGS-S Customer 3268	3	167.85	597.65	251,258	-	\$ 4,292.83	\$ 4,512.90	5.13%
MGS-S Customer 3269	3	66.22	234.59	141,594	-	\$ 2,051.45	\$ 2,155.93	5.09%
MGS-S Customer 3270	3	57.17	201.11	70,438	-	\$ 1,846.54	\$ 1,940.46	5.09%
MGS-S Customer 3271	1	55.72	117.93	55,995	-	\$ 1,315.12	\$ 1,381.83	5.07%
MGS-S Customer 3272	1	57.31	282.50	70,674	-	\$ 2,084.26	\$ 2,190.91	5.12%
MGS-S Customer 3273	3	73.92	348.32	257,503	-	\$ 2,619.61	\$ 2,753.55	5.11%
MGS-S Customer 3274	3	98.32	264.48	75,200	-	\$ 2,367.69	\$ 2,488.34	5.10%
MGS-S Customer 3275	3	57.76	260.12	79,610	-	\$ 2,122.44	\$ 2,230.68	5.10%
MGS-S Customer 3276	1	59.62	241.59	78,696	-	\$ 1,908.08	\$ 2,005.55	5.11%
MGS-S Customer 3277	3	53.99	271.48	45,853	-	\$ 2,154.00	\$ 2,263.91	5.10%

Internal Use

Customer	Phase	Jul - Aug KW	Sept - Jun KW	Jan - Dec KWH	Jan - Dec KVAR	Distribution 7/22 Prices	Distribution 8/23 Prices	Distribution % Difference
MGS-S Customer 3278	1	62.43	152.51	52,779	-	\$ 1,512.12	\$ 1,589.01	5.08%
MGS-S Customer 3279	1	33.16	138.60	48,116	-	\$ 1,285.41	\$ 1,350.76	5.08%
MGS-S Customer 3280	1	39.34	127.88	58,566	-	\$ 1,270.18	\$ 1,334.69	5.08%
MGS-S Customer 3281	3	50.72	263.76	103,520	-	\$ 2,100.19	\$ 2,207.33	5.10%
MGS-S Customer 3282	1	60.84	241.99	116,015	-	\$ 1,916.70	\$ 2,014.61	5.11%
MGS-S Customer 3283	3	33.25	105.35	59,859	-	\$ 1,271.37	\$ 1,335.61	5.05%
MGS-S Customer 3284	1	45.06	179.50	36,880	-	\$ 1,540.41	\$ 1,618.91	5.10%
MGS-S Customer 3285	1	64.51	305.98	150,738	-	\$ 2,232.70	\$ 2,347.00	5.12%
MGS-S Customer 3286	3	79.94	314.77	112,716	-	\$ 2,498.02	\$ 2,625.59	5.11%
MGS-S Customer 3287	3	38.53	214.76	16,399	-	\$ 1,806.15	\$ 1,898.12	5.09%
MGS-S Customer 3288	3	-	1.40	0	2.30	\$ 610.50	\$ 640.47	4.91%
MGS-S Customer 3289	3	37.80	176.29	130,879	-	\$ 1,624.37	\$ 1,706.90	5.08%
MGS-S Customer 3290	3	40.36	180.50	93,109	-	\$ 1,658.03	\$ 1,742.29	5.08%
MGS-S Customer 3291	3	100.48	347.68	175,760	-	\$ 2,764.07	\$ 2,905.28	5.11%
MGS-S Customer 3292	3	106.79	460.09	220,486	-	\$ 3,318.42	\$ 3,488.38	5.12%
MGS-S Customer 3293	1	28.40	188.52	58,520	-	\$ 1,489.62	\$ 1,565.62	5.10%
MGS-S Customer 3294	3	63.98	193.10	83,651	-	\$ 1,847.33	\$ 1,941.23	5.08%
MGS-S Customer 3295	3	36.09	267.50	95,842	-	\$ 2,036.27	\$ 2,140.21	5.10%
MGS-S Customer 3296	3	77.58	397.61	144,178	-	\$ 2,867.65	\$ 3,014.44	5.12%
MGS-S Customer 3297	3	114.48	1,156.08	488,640	254.04	\$ 7,008.44	\$ 7,347.60	4.84%
MGS-S Customer 3298	3	352.32	1,604.88	993,000	-	\$ 9,970.04	\$ 10,483.50	5.15%
MGS-S Customer 3299	3	340.20	1,839.48	716,880	96.72	\$ 11,151.05	\$ 11,717.42	5.08%
MGS-S Customer 3300	3	76.86	387.59	142,331	-	\$ 2,817.36	\$ 2,961.54	5.12%
MGS-S Customer 3301	3	45.00	182.10	75,762	-	\$ 1,691.17	\$ 1,777.12	5.08%
MGS-S Customer 3302	1	54.61	250.74	92,087	-	\$ 1,922.54	\$ 2,020.81	5.11%
MGS-S Customer 3303	3	751.40	3,590.80	1,843,400	490.90	\$ 22,194.42	\$ 23,296.24	4.96%
MGS-S Customer 3304	1	38.24	93.79	22,245	-	\$ 1,106.58	\$ 1,162.60	5.06%
MGS-S Customer 3305	3	52.27	264.98	79,981	-	\$ 2,114.43	\$ 2,222.30	5.10%
MGS-S Customer 3306	1	64.60	260.27	130,614	-	\$ 2,022.02	\$ 2,125.37	5.11%
MGS-S Customer 3307	1	74.30	261.99	94,674	-	\$ 2,083.80	\$ 2,190.28	5.11%
MGS-S Customer 3308	3	47.99	199.65	70,909	-	\$ 1,788.85	\$ 1,879.84	5.09%
MGS-S Customer 3309	3	303.90	982.60	439,900	410.05	\$ 7,523.46	\$ 7,874.02	4.66%
MGS-S Customer 3310	1	6.01	108.35	29,271	-	\$ 994.97	\$ 1,045.46	5.07%
MGS-S Customer 3311	1	4.08	124.40	26,560	-	\$ 1,058.41	\$ 1,112.21	5.08%
MGS-S Customer 3312	3	102.75	130.76	49,968	-	\$ 1,774.49	\$ 1,864.29	5.06%
MGS-S Customer 3313	1	58.03	236.48	76,867	-	\$ 1,875.64	\$ 1,971.45	5.11%
MGS-S Customer 3314	1	47.95	61.51	23,378	-	\$ 1,011.34	\$ 1,062.33	5.04%
MGS-S Customer 3315	3	37.12	230.36	62,480	-	\$ 1,870.40	\$ 1,965.72	5.10%
MGS-S Customer 3316	1	62.02	264.00	66,781	-	\$ 2,024.93	\$ 2,128.46	5.11%
MGS-S Customer 3317	1	70.36	150.56	13,491	-	\$ 1,547.13	\$ 1,625.76	5.08%

Internal Use

Customer	Phase	Jul - Aug KW	Sept - Jun KW	Jan - Dec KWH	Jan - Dec KVAR	Distribution 7/22 Prices	Distribution 8/23 Prices	Distribution % Difference
MGS-S Customer 3318	1	48.40	152.16	36,480	-	\$ 1,432.64	\$ 1,505.51	5.09%
MGS-S Customer 3319	1	33.84	151.56	78,002	-	\$ 1,349.06	\$ 1,417.71	5.09%
MGS-S Customer 3320	3	22.63	155.35	71,293	-	\$ 1,443.43	\$ 1,516.69	5.08%
MGS-S Customer 3321	3	33.55	166.71	77,859	-	\$ 1,556.52	\$ 1,635.57	5.08%
MGS-S Customer 3322	3	485.04	2,218.68	371,040	1,021.14	\$ 15,278.33	\$ 15,976.27	4.57%
MGS-S Customer 3323	1	64.64	277.71	121,912	-	\$ 2,102.81	\$ 2,210.36	5.11%
MGS-S Customer 3324	1	43.16	173.30	77,637	-	\$ 1,501.22	\$ 1,577.70	5.09%
MGS-S Customer 3325	3	71.04	278.32	120,680	-	\$ 2,280.23	\$ 2,396.56	5.10%
MGS-S Customer 3326	1	57.20	447.96	105,840	-	\$ 2,848.08	\$ 2,994.40	5.14%
MGS-S Customer 3327	1	71.80	326.44	184,263	-	\$ 2,367.68	\$ 2,488.93	5.12%
MGS-S Customer 3328	1	101.32	86.73	41,819	-	\$ 1,424.06	\$ 1,496.04	5.05%
MGS-S Customer 3329	3	39.44	194.16	57,600	-	\$ 1,716.03	\$ 1,803.31	5.09%
MGS-S Customer 3330	3	80.28	318.92	137,960	-	\$ 2,519.08	\$ 2,647.74	5.11%
MGS-S Customer 3331	1	59.76	241.92	116,880	-	\$ 1,910.38	\$ 2,007.97	5.11%
MGS-S Customer 3332	3	705.00	3,555.96	1,871,880	-	\$ 20,941.41	\$ 22,021.88	5.16%
MGS-S Customer 3333	3	721.92	3,397.28	1,119,840	35.28	\$ 20,362.19	\$ 21,409.31	5.14%
MGS-S Customer 3334	3	60.77	144.52	59,215	-	\$ 1,605.08	\$ 1,686.42	5.07%
MGS-S Customer 3335	3	16.90	44.46	24,653	-	\$ 899.32	\$ 944.36	5.01%
MGS-S Customer 3336	1	129.75	242.97	89,705	-	\$ 2,303.67	\$ 2,421.12	5.10%
MGS-S Customer 3337	3	82.65	260.81	85,466	-	\$ 2,263.77	\$ 2,379.15	5.10%
MGS-S Customer 3338	3	90.88	357.60	125,600	-	\$ 2,756.62	\$ 2,897.53	5.11%
MGS-S Customer 3339	1	89.68	110.00	46,402	-	\$ 1,466.96	\$ 1,541.27	5.07%
MGS-S Customer 3340	3	46.33	188.55	69,356	-	\$ 1,728.35	\$ 1,816.22	5.08%
MGS-S Customer 3341	3	147.12	1,018.56	298,440	63.72	\$ 6,230.71	\$ 6,546.00	5.06%
MGS-S Customer 3342	1	291.16	802.80	398,360	-	\$ 5,785.91	\$ 6,082.91	5.13%
MGS-S Customer 3343	1	-	23.57	73,097	-	\$ 569.93	\$ 598.39	4.99%
MGS-S Customer 3344	1	177.48	866.32	203,160	-	\$ 5,448.45	\$ 5,728.86	5.15%
MGS-S Customer 3345	1	22.11	167.02	83,696	-	\$ 1,355.38	\$ 1,424.46	5.10%
MGS-S Customer 3346	1	38.92	116.53	44,196	-	\$ 1,215.41	\$ 1,277.08	5.07%
MGS-S Customer 3347	3	431.84	1,734.48	714,160	-	\$ 11,010.13	\$ 11,576.96	5.15%
MGS-S Customer 3348	3	170.28	791.49	171,029	-	\$ 5,201.86	\$ 5,469.13	5.14%
MGS-S Customer 3349	3	20.32	201.92	112,920	-	\$ 1,645.77	\$ 1,729.56	5.09%
MGS-S Customer 3350	1	71.61	357.16	258,220	-	\$ 2,508.55	\$ 2,637.12	5.13%
MGS-S Customer 3351	3	30.72	379.80	125,880	0.66	\$ 2,526.41	\$ 2,655.81	5.12%
MGS-S Customer 3352	3	199.36	1,109.76	176,960	674.40	\$ 7,980.14	\$ 8,331.94	4.41%
MGS-S Customer 3353	3	48.60	487.08	168,400	-	\$ 3,120.16	\$ 3,280.31	5.13%
MGS-S Customer 3354	3	106.19	448.42	176,316	-	\$ 3,261.17	\$ 3,428.17	5.12%
MGS-S Customer 3355	3	131.79	552.11	269,000	-	\$ 3,882.30	\$ 4,081.35	5.13%
MGS-S Customer 3356	3	-	13.43	144	-	\$ 662.17	\$ 695.03	4.96%
MGS-S Customer 3357	3	77.70	322.66	183,042	-	\$ 2,522.04	\$ 2,650.88	5.11%

Internal Use

Customer	Phase	Jul - Aug KW	Sept - Jun KW	Jan - Dec KWH	Jan - Dec KVAR	Distribution 7/22 Prices	Distribution 8/23 Prices	Distribution % Difference
MGS-S Customer 3358	3	-	37.56	11,280	-	\$ 773.65	\$ 812.30	5.00%
MGS-S Customer 3359	3	-	74.44	13,720	-	\$ 944.03	\$ 991.54	5.03%
MGS-S Customer 3360	3	76.40	270.68	71,280	92.50	\$ 2,431.93	\$ 2,547.93	4.77%
MGS-S Customer 3361	3	208.40	548.84	166,840	-	\$ 4,292.38	\$ 4,512.09	5.12%
MGS-S Customer 3362	3	-	20.01	2,088	-	\$ 692.57	\$ 727.01	4.97%
MGS-S Customer 3363	3	86.56	546.24	87,840	-	\$ 3,604.16	\$ 3,789.13	5.13%
MGS-S Customer 3364	3	93.84	407.88	217,920	-	\$ 3,005.34	\$ 3,159.14	5.12%
MGS-S Customer 3365	3	543.04	2,455.60	1,269,840	40.60	\$ 15,027.88	\$ 15,798.92	5.13%
MGS-S Customer 3366	3	59.56	166.19	64,276	-	\$ 1,698.48	\$ 1,784.68	5.08%
MGS-S Customer 3367	3	104.31	455.30	195,483	-	\$ 3,282.53	\$ 3,450.65	5.12%
MGS-S Customer 3368	1	81.88	308.32	102,440	-	\$ 2,339.91	\$ 2,459.64	5.12%
MGS-S Customer 3369	1	40.66	188.79	86,113	-	\$ 1,558.91	\$ 1,638.41	5.10%
MGS-S Customer 3370	3	81.20	315.25	79,246	-	\$ 2,507.24	\$ 2,635.27	5.11%
MGS-S Customer 3371	3	60.82	319.09	87,573	-	\$ 2,411.87	\$ 2,535.12	5.11%
MGS-S Customer 3372	3	33.62	433.45	96,137	-	\$ 2,789.25	\$ 2,932.33	5.13%
MGS-S Customer 3373	1	0.77	43.42	515	-	\$ 665.91	\$ 699.35	5.02%
MGS-S Customer 3374	3	93.93	294.27	89,183	-	\$ 2,480.96	\$ 2,607.52	5.10%
MGS-S Customer 3375	3	28.90	146.66	62,586	-	\$ 1,438.08	\$ 1,511.01	5.07%
MGS-S Customer 3376	3	58.02	233.14	59,094	-	\$ 1,999.24	\$ 2,101.08	5.09%
MGS-S Customer 3377	3	33.76	268.08	62,600	-	\$ 2,026.02	\$ 2,129.45	5.11%
MGS-S Customer 3378	3	20.19	106.22	45,780	-	\$ 1,202.91	\$ 1,263.70	5.05%
MGS-S Customer 3379	3	42.87	224.22	94,396	-	\$ 1,873.94	\$ 1,969.40	5.09%
MGS-S Customer 3380	3	58.40	264.24	74,480	-	\$ 2,145.03	\$ 2,254.44	5.10%
MGS-S Customer 3381	1	38.35	207.27	64,806	-	\$ 1,631.47	\$ 1,714.75	5.10%
MGS-S Customer 3382	3	208.64	1,035.78	227,360	-	\$ 6,543.38	\$ 6,880.02	5.14%
MGS-S Customer 3383	1	87.71	285.80	110,772	-	\$ 2,268.23	\$ 2,384.18	5.11%
MGS-S Customer 3384	3	220.30	1,258.60	343,300	411.05	\$ 8,336.30	\$ 8,729.69	4.72%
MGS-S Customer 3385	1	84.24	415.99	241,485	-	\$ 2,850.45	\$ 2,996.67	5.13%
MGS-S Customer 3386	1	36.40	149.19	68,221	-	\$ 1,352.32	\$ 1,421.12	5.09%
MGS-S Customer 3387	3	95.04	239.44	35,440	-	\$ 2,233.80	\$ 2,347.52	5.09%
MGS-S Customer 3388	1	113.52	137.28	67,520	-	\$ 1,725.31	\$ 1,812.84	5.07%
MGS-S Customer 3389	3	41.39	168.72	84,915	-	\$ 1,609.32	\$ 1,691.04	5.08%
MGS-S Customer 3390	1	64.63	296.99	144,622	-	\$ 2,191.83	\$ 2,304.00	5.12%
MGS-S Customer 3391	3	78.64	302.12	112,200	-	\$ 2,432.37	\$ 2,556.53	5.10%
MGS-S Customer 3392	1	78.08	298.00	107,840	-	\$ 2,271.14	\$ 2,387.33	5.12%
MGS-S Customer 3393	3	49.12	257.04	67,440	-	\$ 2,060.26	\$ 2,165.34	5.10%
MGS-S Customer 3394	1	77.09	385.51	193,235	-	\$ 2,669.95	\$ 2,806.85	5.13%
MGS-S Customer 3395	1	47.25	231.06	83,717	-	\$ 1,790.77	\$ 1,882.26	5.11%
MGS-S Customer 3396	3	40.32	206.03	55,711	-	\$ 1,775.75	\$ 1,866.13	5.09%
MGS-S Customer 3397	1	45.85	196.28	92,239	-	\$ 1,622.32	\$ 1,705.07	5.10%

Internal Use

Customer	Phase	Jul - Aug KW	Sept - Jun KW	Jan - Dec KWH	Jan - Dec KVAR	Distribution 7/22 Prices	Distribution 8/23 Prices	Distribution % Difference
MGS-S Customer 3398	1	17.36	156.29	55,912	-	\$ 1,279.45	\$ 1,344.62	5.09%
MGS-S Customer 3399	3	76.48	290.96	95,680	-	\$ 2,368.82	\$ 2,489.70	5.10%
MGS-S Customer 3400	1	72.45	299.86	142,455	-	\$ 2,248.49	\$ 2,363.54	5.12%
MGS-S Customer 3401	3	117.36	405.20	192,880	-	\$ 3,123.49	\$ 3,283.24	5.11%
MGS-S Customer 3402	1	99.36	192.64	96,960	-	\$ 1,902.48	\$ 1,999.34	5.09%
MGS-S Customer 3403	1	92.98	424.72	251,656	-	\$ 2,939.29	\$ 3,090.05	5.13%
MGS-S Customer 3404	3	82.04	325.24	82,400	-	\$ 2,558.05	\$ 2,688.72	5.11%
MGS-S Customer 3405	3	182.00	500.72	182,960	-	\$ 3,923.55	\$ 4,124.32	5.12%
MGS-S Customer 3406	3	54.41	136.15	42,152	-	\$ 1,531.11	\$ 1,608.66	5.06%
MGS-S Customer 3407	1	70.33	112.41	41,598	-	\$ 1,370.71	\$ 1,440.18	5.07%
MGS-S Customer 3408	1	72.88	276.68	115,922	-	\$ 2,143.79	\$ 2,253.40	5.11%
MGS-S Customer 3409	1	-	290.71	4,850	-	\$ 1,804.12	\$ 1,896.69	5.13%
MGS-S Customer 3410	3	77.85	393.11	106,174	-	\$ 2,848.36	\$ 2,994.14	5.12%
MGS-S Customer 3411	3	178.50	664.80	315,000	-	\$ 4,662.17	\$ 4,901.34	5.13%
MGS-S Customer 3412	3	53.70	203.35	84,424	-	\$ 1,837.63	\$ 1,931.11	5.09%
MGS-S Customer 3413	3	50.58	74.54	36,040	-	\$ 1,225.21	\$ 1,286.91	5.04%
MGS-S Customer 3414	3	230.00	847.80	418,400	-	\$ 5,793.46	\$ 6,090.97	5.14%
MGS-S Customer 3415	3	55.36	305.20	113,360	-	\$ 2,317.39	\$ 2,435.78	5.11%
MGS-S Customer 3416	1	95.35	431.64	193,225	-	\$ 2,984.41	\$ 3,137.50	5.13%
MGS-S Customer 3417	1	39.41	99.36	33,960	-	\$ 1,138.81	\$ 1,196.49	5.06%
MGS-S Customer 3418	3	106.16	492.64	180,960	-	\$ 3,465.30	\$ 3,642.90	5.13%
MGS-S Customer 3419	3	66.48	253.90	98,297	-	\$ 2,142.10	\$ 2,251.29	5.10%
MGS-S Customer 3420	1	24.26	106.40	39,032	-	\$ 1,087.25	\$ 1,142.38	5.07%
MGS-S Customer 3421	3	69.48	383.52	115,680	-	\$ 2,757.60	\$ 2,898.74	5.12%
MGS-S Customer 3422	3	194.20	706.72	339,560	-	\$ 4,942.98	\$ 5,196.61	5.13%
MGS-S Customer 3423	1	136.78	644.46	312,253	-	\$ 4,197.57	\$ 4,413.34	5.14%
MGS-S Customer 3424	3	61.04	304.95	125,275	-	\$ 2,347.76	\$ 2,467.68	5.11%
MGS-S Customer 3425	3	35.68	198.72	71,360	-	\$ 1,716.23	\$ 1,803.55	5.09%
MGS-S Customer 3426	1	79.24	273.84	103,207	-	\$ 2,165.96	\$ 2,276.67	5.11%
MGS-S Customer 3427	3	43.74	257.64	58,171	-	\$ 2,033.17	\$ 2,136.89	5.10%
MGS-S Customer 3428	3	164.96	899.84	230,240	-	\$ 5,672.91	\$ 5,964.70	5.14%
MGS-S Customer 3429	3	35.43	139.00	62,810	-	\$ 1,438.94	\$ 1,511.86	5.07%
MGS-S Customer 3430	3	213.36	771.08	348,800	-	\$ 5,346.66	\$ 5,621.10	5.13%
MGS-S Customer 3431	1	12.96	174.14	49,449	-	\$ 1,337.49	\$ 1,405.72	5.10%
MGS-S Customer 3432	3	29.60	103.76	40,640	-	\$ 1,243.77	\$ 1,306.60	5.05%
MGS-S Customer 3433	3	16.92	182.92	31,120	71.76	\$ 1,661.11	\$ 1,739.39	4.71%
MGS-S Customer 3434	3	27.73	166.41	9,839	-	\$ 1,522.84	\$ 1,600.18	5.08%
MGS-S Customer 3435	1	21.88	147.63	76,313	-	\$ 1,264.52	\$ 1,328.88	5.09%
MGS-S Customer 3436	3	822.12	3,864.24	1,830,360	-	\$ 23,015.67	\$ 24,202.93	5.16%
MGS-S Customer 3437	3	26.93	113.09	52,319	-	\$ 1,272.06	\$ 1,336.38	5.06%

Internal Use

Customer	Phase	Jul - Aug KW	Sept - Jun KW	Jan - Dec KWH	Jan - Dec KVAR	Distribution 7/22 Prices	Distribution 8/23 Prices	Distribution % Difference
MGS-S Customer 3438	3	153.12	996.64	387,840	-	\$ 6,054.41	\$ 6,366.12	5.15%
MGS-S Customer 3439	1	-	110.17	47,395	-	\$ 970.03	\$ 1,019.27	5.08%
MGS-S Customer 3440	3	58.41	295.13	140,166	-	\$ 2,287.80	\$ 2,404.62	5.11%
MGS-S Customer 3441	1	47.91	246.27	101,625	-	\$ 1,864.71	\$ 1,960.03	5.11%
MGS-S Customer 3442	3	68.17	326.01	204,207	-	\$ 2,484.63	\$ 2,611.60	5.11%
MGS-S Customer 3443	3	218.72	964.56	509,200	-	\$ 6,270.28	\$ 6,592.66	5.14%
MGS-S Customer 3444	3	183.24	922.28	220,760	-	\$ 5,878.04	\$ 6,180.33	5.14%
MGS-S Customer 3445	3	51.46	249.23	115,503	-	\$ 2,037.17	\$ 2,141.03	5.10%
MGS-S Customer 3446	3	203.80	888.90	353,100	11.80	\$ 5,857.99	\$ 6,158.03	5.12%
MGS-S Customer 3447	3	51.90	235.26	104,428	-	\$ 1,975.07	\$ 2,075.70	5.10%
MGS-S Customer 3448	3	77.27	279.45	114,503	-	\$ 2,320.03	\$ 2,438.37	5.10%
MGS-S Customer 3449	1	77.84	219.32	45,280	-	\$ 1,906.31	\$ 2,003.54	5.10%
MGS-S Customer 3450	1	61.40	177.48	41,040	-	\$ 1,621.77	\$ 1,704.35	5.09%
MGS-S Customer 3451	3	136.56	544.64	322,480	-	\$ 3,874.26	\$ 4,072.86	5.13%
MGS-S Customer 3452	3	59.07	161.09	49,988	-	\$ 1,672.19	\$ 1,757.04	5.07%
MGS-S Customer 3453	3	450.24	1,607.76	1,128,360	413.16	\$ 11,229.18	\$ 11,770.74	4.82%
MGS-S Customer 3454	3	49.76	198.79	143,830	-	\$ 1,794.70	\$ 1,885.98	5.09%
MGS-S Customer 3455	1	47.23	216.07	81,198	-	\$ 1,721.41	\$ 1,809.29	5.11%
MGS-S Customer 3456	3	41.60	602.24	122,000	-	\$ 3,613.35	\$ 3,799.17	5.14%
MGS-S Customer 3457	3	43.42	190.05	60,570	-	\$ 1,719.13	\$ 1,806.54	5.08%
MGS-S Customer 3458	3	48.77	165.09	61,838	-	\$ 1,633.51	\$ 1,716.43	5.08%
MGS-S Customer 3459	1	35.93	172.89	59,533	-	\$ 1,459.20	\$ 1,533.56	5.10%
MGS-S Customer 3460	3	26.80	109.68	49,600	-	\$ 1,255.58	\$ 1,319.05	5.06%
MGS-S Customer 3461	3	433.12	2,137.92	709,280	295.76	\$ 13,383.92	\$ 14,047.93	4.96%
MGS-S Customer 3462	3	60.21	276.48	97,397	-	\$ 2,211.62	\$ 2,324.48	5.10%
MGS-S Customer 3463	3	802.50	3,194.10	2,067,900	117.60	\$ 20,010.66	\$ 21,031.58	5.10%
MGS-S Customer 3464	3	79.03	372.66	184,089	-	\$ 2,760.43	\$ 2,901.63	5.12%
MGS-S Customer 3465	1	113.12	517.99	233,469	-	\$ 3,481.97	\$ 3,660.76	5.13%
MGS-S Customer 3466	1	44.41	136.44	55,820	-	\$ 1,337.87	\$ 1,405.85	5.08%
MGS-S Customer 3467	1	101.76	500.11	220,682	-	\$ 3,336.32	\$ 3,507.64	5.13%
MGS-S Customer 3468	3	288.30	1,341.00	753,300	-	\$ 8,395.61	\$ 8,827.81	5.15%
MGS-S Customer 3469	3	316.20	1,490.16	678,000	-	\$ 9,239.57	\$ 9,715.38	5.15%
MGS-S Customer 3470	1	57.36	45.36	17,600	-	\$ 988.95	\$ 1,038.70	5.03%
MGS-S Customer 3471	1	44.56	136.93	58,034	-	\$ 1,340.96	\$ 1,409.10	5.08%
MGS-S Customer 3472	3	135.68	584.96	336,320	-	\$ 4,055.66	\$ 4,263.68	5.13%
MGS-S Customer 3473	3	52.26	158.40	24,785	-	\$ 1,621.97	\$ 1,704.26	5.07%
MGS-S Customer 3474	3	117.92	683.68	444,640	-	\$ 4,413.18	\$ 4,639.92	5.14%
MGS-S Customer 3475	3	137.64	465.36	195,360	-	\$ 3,513.99	\$ 3,693.85	5.12%
MGS-S Customer 3476	3	273.00	956.16	479,040	-	\$ 6,532.73	\$ 6,868.29	5.14%
MGS-S Customer 3477	3	81.98	257.89	90,512	-	\$ 2,246.56	\$ 2,361.05	5.10%

Internal Use

Customer	Phase	Jul - Aug KW	Sept - Jun KW	Jan - Dec KWH	Jan - Dec KVAR	Distribution 7/22 Prices	Distribution 8/23 Prices	Distribution % Difference
MGS-S Customer 3478	3	76.72	286.08	55,280	-	\$ 2,347.61	\$ 2,467.39	5.10%
MGS-S Customer 3479	1	51.73	224.56	105,241	-	\$ 1,785.61	\$ 1,876.79	5.11%
MGS-S Customer 3480	1	68.76	287.13	109,544	-	\$ 2,169.20	\$ 2,280.16	5.12%
MGS-S Customer 3481	3	88.00	307.76	64,880	-	\$ 2,510.37	\$ 2,638.51	5.10%
MGS-S Customer 3482	1	116.52	557.16	321,820	-	\$ 3,681.81	\$ 3,870.95	5.14%
MGS-S Customer 3483	3	58.62	233.68	100,140	-	\$ 2,005.06	\$ 2,107.20	5.09%
MGS-S Customer 3484	3	159.82	789.58	321,740	-	\$ 5,134.98	\$ 5,398.87	5.14%
MGS-S Customer 3485	1	99.58	458.65	166,011	-	\$ 3,132.67	\$ 3,293.43	5.13%
MGS-S Customer 3486	3	96.02	386.73	165,852	-	\$ 2,919.72	\$ 3,069.06	5.11%
MGS-S Customer 3487	3	62.54	215.22	90,806	-	\$ 1,941.53	\$ 2,040.34	5.09%
MGS-S Customer 3488	3	91.04	464.20	196,160	-	\$ 3,250.00	\$ 3,416.54	5.12%
MGS-S Customer 3489	3	15.65	81.80	27,127	-	\$ 1,064.89	\$ 1,118.55	5.04%
MGS-S Customer 3490	1	60.08	278.44	113,160	-	\$ 2,080.88	\$ 2,187.32	5.12%
MGS-S Customer 3491	3	-	58.24	5,099	-	\$ 869.19	\$ 912.81	5.02%
MGS-S Customer 3492	3	116.21	555.21	282,471	-	\$ 3,810.16	\$ 4,005.58	5.13%
MGS-S Customer 3493	1	44.78	204.31	15,003	-	\$ 1,653.48	\$ 1,737.85	5.10%
MGS-S Customer 3494	1	54.24	117.92	43,840	-	\$ 1,306.86	\$ 1,373.15	5.07%
MGS-S Customer 3495	1	42.53	203.36	64,867	-	\$ 1,636.60	\$ 1,720.12	5.10%
MGS-S Customer 3496	3	83.13	351.94	116,553	-	\$ 2,687.45	\$ 2,824.84	5.11%
MGS-S Customer 3497	3	65.64	185.48	74,840	-	\$ 1,821.34	\$ 1,913.87	5.08%
MGS-S Customer 3498	3	67.57	251.62	120,050	-	\$ 2,137.62	\$ 2,246.57	5.10%
MGS-S Customer 3499	3	163.70	836.40	283,800	-	\$ 5,372.82	\$ 5,649.04	5.14%
MGS-S Customer 3500	1	84.83	80.51	24,912	-	\$ 1,303.80	\$ 1,369.68	5.05%
MGS-S Customer 3501	1	54.51	230.99	68,580	-	\$ 1,830.74	\$ 1,924.24	5.11%
MGS-S Customer 3502	1	40.56	186.46	77,188	-	\$ 1,547.59	\$ 1,626.50	5.10%
MGS-S Customer 3503	1	0.26	204.52	1,583	-	\$ 1,407.37	\$ 1,479.32	5.11%
MGS-S Customer 3504	3	263.64	1,187.16	470,760	-	\$ 7,548.00	\$ 7,936.38	5.15%
MGS-S Customer 3505	3	165.44	614.08	205,200	1.12	\$ 4,357.27	\$ 4,580.61	5.13%
MGS-S Customer 3506	3	35.65	176.42	78,886	-	\$ 1,613.04	\$ 1,695.00	5.08%
MGS-S Customer 3507	3	207.84	1,026.56	248,960	443.28	\$ 7,249.92	\$ 7,584.12	4.61%
MGS-S Customer 3508	1	35.96	134.56	61,096	-	\$ 1,282.29	\$ 1,347.45	5.08%
MGS-S Customer 3509	3	110.24	966.40	233,760	-	\$ 5,676.72	\$ 5,969.16	5.15%
MGS-S Customer 3510	1	64.89	280.47	107,517	-	\$ 2,116.95	\$ 2,225.23	5.11%
MGS-S Customer 3511	3	45.11	137.60	69,754	-	\$ 1,486.19	\$ 1,561.49	5.07%
MGS-S Customer 3512	3	34.24	106.88	37,040	-	\$ 1,283.94	\$ 1,348.82	5.05%
MGS-S Customer 3513	1	27.10	137.37	68,080	-	\$ 1,246.09	\$ 1,309.45	5.08%
MGS-S Customer 3514	3	36.63	112.40	49,184	-	\$ 1,322.70	\$ 1,389.58	5.06%
MGS-S Customer 3515	3	46.79	150.53	56,740	-	\$ 1,555.25	\$ 1,634.12	5.07%
MGS-S Customer 3516	3	119.04	383.64	122,040	-	\$ 3,033.21	\$ 3,188.25	5.11%
MGS-S Customer 3517	3	-	276.00	1,768,515	64.40	\$ 1,984.72	\$ 2,080.60	4.83%

Internal Use

Customer	Phase	Jul - Aug KW	Sept - Jun KW	Jan - Dec KWH	Jan - Dec KVAR	Distribution 7/22 Prices	Distribution 8/23 Prices	Distribution % Difference
MGS-S Customer 3518	3	-	66.72	21,399	-	\$ 908.37	\$ 954.02	5.03%
MGS-S Customer 3519	3	84.56	383.68	65,760	-	\$ 2,842.03	\$ 2,987.43	5.12%
MGS-S Customer 3520	1	70.97	296.89	149,399	-	\$ 2,226.56	\$ 2,340.48	5.12%
MGS-S Customer 3521	3	56.00	136.72	24,560	-	\$ 1,542.57	\$ 1,620.70	5.06%
MGS-S Customer 3522	1	48.97	206.63	95,574	-	\$ 1,687.45	\$ 1,773.56	5.10%
MGS-S Customer 3523	1	48.57	215.33	66,206	-	\$ 1,725.43	\$ 1,813.51	5.10%
MGS-S Customer 3524	3	52.56	171.00	40,960	-	\$ 1,681.85	\$ 1,767.24	5.08%
MGS-S Customer 3525	3	161.88	723.36	416,880	-	\$ 4,840.48	\$ 5,089.05	5.14%
MGS-S Customer 3526	3	1.20	16.56	8,000	-	\$ 683.29	\$ 717.24	4.97%
MGS-S Customer 3527	3	77.10	98.80	74,508	-	\$ 1,484.48	\$ 1,559.42	5.05%
MGS-S Customer 3528	1	58.16	191.76	83,120	-	\$ 1,669.76	\$ 1,754.87	5.10%
MGS-S Customer 3529	3	67.28	570.24	198,000	-	\$ 3,608.03	\$ 3,793.37	5.14%
MGS-S Customer 3530	3	74.36	264.04	98,280	-	\$ 2,232.68	\$ 2,346.51	5.10%
MGS-S Customer 3531	3	39.75	104.66	73,713	-	\$ 1,304.26	\$ 1,370.15	5.05%
MGS-S Customer 3532	3	27.40	80.60	35,680	-	\$ 1,124.56	\$ 1,181.22	5.04%
MGS-S Customer 3533	1	52.77	257.74	63,156	-	\$ 1,944.67	\$ 2,044.11	5.11%
MGS-S Customer 3534	3	99.84	390.52	178,080	-	\$ 2,958.43	\$ 3,109.75	5.11%
MGS-S Customer 3535	3	77.40	532.88	187,080	-	\$ 3,491.60	\$ 3,670.80	5.13%
MGS-S Customer 3536	3	45.64	143.52	53,720	-	\$ 1,516.48	\$ 1,593.35	5.07%
MGS-S Customer 3537	1	128.82	607.56	425,960	-	\$ 3,982.92	\$ 4,187.60	5.14%
MGS-S Customer 3538	3	44.01	180.86	55,693	-	\$ 1,679.95	\$ 1,765.32	5.08%
MGS-S Customer 3539	3	174.68	521.80	198,360	-	\$ 3,980.31	\$ 4,184.09	5.12%
MGS-S Customer 3540	3	55.66	241.52	100,367	-	\$ 2,024.86	\$ 2,128.05	5.10%
MGS-S Customer 3541	1	44.68	222.05	55,789	-	\$ 1,734.89	\$ 1,823.49	5.11%
MGS-S Customer 3542	3	49.71	219.44	80,393	-	\$ 1,889.82	\$ 1,986.05	5.09%
MGS-S Customer 3543	1	7.84	129.89	49,055	-	\$ 1,104.64	\$ 1,160.81	5.08%
MGS-S Customer 3544	3	55.64	218.76	49,920	-	\$ 1,919.59	\$ 2,017.31	5.09%
MGS-S Customer 3545	3	29.27	115.41	50,138	-	\$ 1,295.76	\$ 1,361.30	5.06%
MGS-S Customer 3546	3	51.96	225.20	124,000	-	\$ 1,928.92	\$ 2,027.16	5.09%
MGS-S Customer 3547	3	238.44	1,020.72	654,360	-	\$ 6,639.19	\$ 6,980.56	5.14%
MGS-S Customer 3548	3	117.60	493.88	301,040	-	\$ 3,534.53	\$ 3,715.62	5.12%
MGS-S Customer 3549	3	55.62	292.28	115,741	-	\$ 2,259.14	\$ 2,374.51	5.11%
MGS-S Customer 3550	3	-	13.84	7,841	-	\$ 664.06	\$ 697.02	4.96%
MGS-S Customer 3551	3	34.56	183.05	81,909	-	\$ 1,637.62	\$ 1,720.87	5.08%
MGS-S Customer 3552	3	60.20	262.93	117,062	-	\$ 2,148.97	\$ 2,258.57	5.10%
MGS-S Customer 3553	1	72.05	363.96	213,430	-	\$ 2,542.41	\$ 2,672.74	5.13%
MGS-S Customer 3554	1	43.40	141.60	40,160	-	\$ 1,356.10	\$ 1,425.04	5.08%
MGS-S Customer 3555	3	11.64	391.24	118,360	-	\$ 2,472.25	\$ 2,599.05	5.13%
MGS-S Customer 3556	1	105.13	212.20	64,769	-	\$ 2,024.88	\$ 2,128.04	5.09%
MGS-S Customer 3557	1	58.92	72.81	27,385	-	\$ 1,124.43	\$ 1,181.20	5.05%

Internal Use

Customer	Phase	Jul - Aug KW	Sept - Jun KW	Jan - Dec KWH	Jan - Dec KVAR	Distribution 7/22 Prices	Distribution 8/23 Prices	Distribution % Difference
MGS-S Customer 3558	1	17.19	93.57	35,979	-	\$ 988.74	\$ 1,038.81	5.06%
MGS-S Customer 3559	1	128.80	159.20	66,720	-	\$ 1,911.38	\$ 2,008.46	5.08%
MGS-S Customer 3560	3	-	441.12	1,822,103	-	\$ 2,638.09	\$ 2,773.60	5.14%
MGS-S Customer 3561	1	98.73	485.04	289,149	-	\$ 3,249.88	\$ 3,416.73	5.13%
MGS-S Customer 3562	3	94.93	399.66	157,646	-	\$ 2,973.41	\$ 3,125.55	5.12%
MGS-S Customer 3563	3	63.28	184.04	57,520	-	\$ 1,801.59	\$ 1,893.12	5.08%
MGS-S Customer 3564	3	77.20	342.17	188,772	-	\$ 2,609.41	\$ 2,742.78	5.11%
MGS-S Customer 3565	3	51.69	196.59	64,581	-	\$ 1,795.25	\$ 1,886.54	5.09%
MGS-S Customer 3566	3	372.24	2,281.44	846,840	-	\$ 13,206.30	\$ 13,887.72	5.16%
MGS-S Customer 3567	1	23.25	154.54	21,383	-	\$ 1,304.05	\$ 1,370.45	5.09%
MGS-S Customer 3568	3	84.75	365.37	179,605	-	\$ 2,758.49	\$ 2,899.55	5.11%
MGS-S Customer 3569	3	64.46	254.93	84,344	-	\$ 2,135.65	\$ 2,244.52	5.10%
MGS-S Customer 3570	1	46.09	202.49	92,269	-	\$ 1,652.34	\$ 1,736.65	5.10%
MGS-S Customer 3571	3	100.36	452.68	136,560	-	\$ 3,248.50	\$ 3,414.88	5.12%
MGS-S Customer 3572	3	56.71	232.74	28,657	-	\$ 1,990.12	\$ 2,091.50	5.09%
MGS-S Customer 3573	3	35.79	204.51	73,563	-	\$ 1,743.59	\$ 1,832.33	5.09%
MGS-S Customer 3574	1	57.75	199.94	105,342	-	\$ 1,705.28	\$ 1,792.23	5.10%
MGS-S Customer 3575	1	104.44	354.55	163,319	-	\$ 2,678.70	\$ 2,815.84	5.12%
MGS-S Customer 3576	3	149.44	827.04	164,880	-	\$ 5,250.44	\$ 5,520.41	5.14%
MGS-S Customer 3577	1	50.51	186.76	68,349	-	\$ 1,604.20	\$ 1,685.97	5.10%
MGS-S Customer 3578	3	28.16	137.47	61,518	-	\$ 1,391.52	\$ 1,462.04	5.07%
MGS-S Customer 3579	1	83.32	357.38	265,561	-	\$ 2,574.56	\$ 2,706.46	5.12%
MGS-S Customer 3580	3	59.96	248.56	119,530	-	\$ 2,081.25	\$ 2,187.33	5.10%
MGS-S Customer 3581	3	-	96.92	20,480	-	\$ 1,047.89	\$ 1,100.79	5.05%
MGS-S Customer 3582	1	65.20	286.38	111,105	-	\$ 2,145.98	\$ 2,255.76	5.12%
MGS-S Customer 3583	1	50.61	58.27	24,187	-	\$ 1,011.13	\$ 1,062.09	5.04%
MGS-S Customer 3584	3	105.68	400.56	164,240	-	\$ 3,037.23	\$ 3,192.60	5.12%
MGS-S Customer 3585	3	665.44	2,921.44	894,080	152.08	\$ 18,048.90	\$ 18,966.01	5.08%
MGS-S Customer 3586	3	55.96	235.93	119,786	-	\$ 2,000.69	\$ 2,102.63	5.10%
MGS-S Customer 3587	1	41.50	171.09	74,406	-	\$ 1,481.80	\$ 1,557.28	5.09%
MGS-S Customer 3588	1	62.11	102.85	34,170	-	\$ 1,280.92	\$ 1,345.79	5.06%
MGS-S Customer 3589	1	49.84	123.32	45,581	-	\$ 1,307.39	\$ 1,373.74	5.07%
MGS-S Customer 3590	1	41.11	195.10	-	-	\$ 1,590.56	\$ 1,671.70	5.10%
MGS-S Customer 3591	1	33.63	32.03	7,962	-	\$ 795.67	\$ 835.57	5.01%
MGS-S Customer 3592	1	58.72	273.01	143,389	-	\$ 2,048.24	\$ 2,153.01	5.12%
MGS-S Customer 3593	3	122.88	520.24	211,960	157.24	\$ 3,952.92	\$ 4,141.82	4.78%
MGS-S Customer 3594	1	44.01	57.48	22,535	-	\$ 970.85	\$ 1,019.77	5.04%
MGS-S Customer 3595	3	67.00	311.40	151,880	133.72	\$ 2,637.96	\$ 2,761.10	4.67%
MGS-S Customer 3596	3	78.07	332.59	130,723	-	\$ 2,569.97	\$ 2,701.30	5.11%
MGS-S Customer 3597	1	43.12	201.49	38,045	-	\$ 1,631.24	\$ 1,714.47	5.10%

Internal Use

Customer	Phase	Jul - Aug KW	Sept - Jun KW	Jan - Dec KWH	Jan - Dec KVAR	Distribution 7/22 Prices	Distribution 8/23 Prices	Distribution % Difference
MGS-S Customer 3598	3	158.40	1,007.60	509,800	-	\$ 6,134.35	\$ 6,450.17	5.15%
MGS-S Customer 3599	3	87.20	516.48	247,520	-	\$ 3,470.22	\$ 3,648.23	5.13%
MGS-S Customer 3600	1	24.49	146.68	51,253	-	\$ 1,274.62	\$ 1,339.48	5.09%
MGS-S Customer 3601	1	57.91	57.90	41,440	-	\$ 1,049.94	\$ 1,102.85	5.04%
MGS-S Customer 3602	1	73.36	346.02	104,415	-	\$ 2,466.80	\$ 2,593.19	5.12%
MGS-S Customer 3603	1	76.40	330.96	152,880	-	\$ 2,414.10	\$ 2,537.72	5.12%
MGS-S Customer 3604	3	47.79	177.21	80,422	-	\$ 1,684.06	\$ 1,769.62	5.08%
MGS-S Customer 3605	3	431.50	1,540.70	623,800	-	\$ 10,112.98	\$ 10,633.21	5.14%
MGS-S Customer 3606	3	65.28	278.80	127,120	-	\$ 2,250.48	\$ 2,365.31	5.10%
MGS-S Customer 3607	1	130.98	226.91	77,183	-	\$ 2,236.30	\$ 2,350.24	5.10%
MGS-S Customer 3608	1	108.24	275.64	150,200	-	\$ 2,335.23	\$ 2,454.49	5.11%
MGS-S Customer 3609	3	275.40	994.44	473,640	-	\$ 6,722.90	\$ 7,068.32	5.14%
MGS-S Customer 3610	3	73.46	310.89	193,355	-	\$ 2,444.13	\$ 2,568.96	5.11%
MGS-S Customer 3611	3	322.40	1,257.12	445,840	-	\$ 8,197.33	\$ 8,618.96	5.14%
MGS-S Customer 3612	3	72.33	371.99	156,294	-	\$ 2,720.15	\$ 2,859.32	5.12%
MGS-S Customer 3613	3	61.30	232.86	78,710	-	\$ 2,016.15	\$ 2,118.84	5.09%
MGS-S Customer 3614	1	-	58.72	3,177	-	\$ 732.33	\$ 769.22	5.04%
MGS-S Customer 3615	3	49.71	245.46	119,542	-	\$ 2,010.04	\$ 2,112.50	5.10%
MGS-S Customer 3616	3	64.54	258.22	130,324	-	\$ 2,151.29	\$ 2,260.98	5.10%
MGS-S Customer 3617	3	57.25	247.51	127,200	-	\$ 2,061.35	\$ 2,166.43	5.10%
MGS-S Customer 3618	1	-	81.96	18,374	-	\$ 839.70	\$ 882.17	5.06%
MGS-S Customer 3619	1	55.16	175.00	26,840	-	\$ 1,575.68	\$ 1,655.92	5.09%
MGS-S Customer 3620	3	41.52	214.11	37,485	-	\$ 1,819.74	\$ 1,912.40	5.09%
MGS-S Customer 3621	3	197.04	717.10	142,700	-	\$ 5,006.69	\$ 5,263.61	5.13%
MGS-S Customer 3622	1	-	-	-	-	\$ 461.04	\$ 483.84	4.95%
MGS-S Customer 3623	3	63.34	388.70	149,347	-	\$ 2,747.45	\$ 2,888.11	5.12%
MGS-S Customer 3624	1	100.44	745.80	226,080	-	\$ 4,464.08	\$ 4,693.99	5.15%
MGS-S Customer 3625	3	55.50	258.96	106,204	-	\$ 2,104.54	\$ 2,211.87	5.10%
MGS-S Customer 3626	1	242.16	1,112.08	752,240	-	\$ 6,942.84	\$ 7,300.34	5.15%
MGS-S Customer 3627	1	38.87	139.37	56,959	-	\$ 1,320.66	\$ 1,387.79	5.08%
MGS-S Customer 3628	3	27.40	307.40	94,000	-	\$ 2,172.38	\$ 2,283.47	5.11%
MGS-S Customer 3629	3	215.52	992.16	563,040	-	\$ 6,380.04	\$ 6,708.14	5.14%
MGS-S Customer 3630	1	77.32	157.47	50,066	-	\$ 1,617.68	\$ 1,699.92	5.08%
MGS-S Customer 3631	3	72.20	424.16	253,160	220.14	\$ 3,334.69	\$ 3,486.34	4.55%
MGS-S Customer 3632	1	67.48	336.08	96,456	-	\$ 2,388.24	\$ 2,510.60	5.12%
MGS-S Customer 3633	3	99.30	265.27	93,181	-	\$ 2,376.78	\$ 2,497.89	5.10%
MGS-S Customer 3634	1	111.07	489.98	180,317	-	\$ 3,341.19	\$ 3,512.68	5.13%
MGS-S Customer 3635	3	168.61	699.52	399,144	-	\$ 4,767.69	\$ 5,012.42	5.13%
MGS-S Customer 3636	3	132.12	452.48	149,960	-	\$ 3,423.84	\$ 3,599.07	5.12%
MGS-S Customer 3637	3	61.84	182.71	57,434	-	\$ 1,787.45	\$ 1,878.26	5.08%

Internal Use

Customer	Phase	Jul - Aug KW	Sept - Jun KW	Jan - Dec KWH	Jan - Dec KVAR	Distribution 7/22 Prices	Distribution 8/23 Prices	Distribution % Difference
MGS-S Customer 3638	3	74.56	311.80	241,040	-	\$ 2,454.44	\$ 2,579.79	5.11%
MGS-S Customer 3639	3	56.00	190.16	91,464	-	\$ 1,789.46	\$ 1,880.42	5.08%
MGS-S Customer 3640	3	30.94	121.09	51,862	-	\$ 1,331.27	\$ 1,398.64	5.06%
MGS-S Customer 3641	3	313.12	949.28	492,760	-	\$ 6,723.61	\$ 7,068.75	5.13%
MGS-S Customer 3642	3	94.41	375.26	192,688	-	\$ 2,857.80	\$ 3,003.93	5.11%
MGS-S Customer 3643	3	462.36	1,872.12	799,200	-	\$ 11,815.41	\$ 12,423.82	5.15%
MGS-S Customer 3644	3	291.12	1,266.48	901,200	29.76	\$ 8,117.57	\$ 8,532.67	5.11%
MGS-S Customer 3645	3	273.84	1,273.52	302,640	1,095.04	\$ 9,865.16	\$ 10,277.12	4.18%
MGS-S Customer 3646	1	36.18	165.50	69,260	-	\$ 1,426.45	\$ 1,499.10	5.09%
MGS-S Customer 3647	3	136.28	560.68	194,840	-	\$ 3,946.82	\$ 4,149.18	5.13%
MGS-S Customer 3648	3	99.60	474.00	183,840	-	\$ 3,342.78	\$ 3,514.07	5.12%
MGS-S Customer 3649	1	47.34	239.09	104,394	-	\$ 1,828.37	\$ 1,921.81	5.11%
MGS-S Customer 3650	3	39.64	166.44	91,480	-	\$ 1,589.07	\$ 1,669.76	5.08%
MGS-S Customer 3651	3	47.20	197.04	75,760	-	\$ 1,772.40	\$ 1,862.55	5.09%
MGS-S Customer 3652	3	26.39	127.29	42,515	-	\$ 1,334.66	\$ 1,402.24	5.06%
MGS-S Customer 3653	3	31.28	311.68	99,440	-	\$ 2,213.69	\$ 2,326.89	5.11%
MGS-S Customer 3654	1	50.71	197.62	36,114	-	\$ 1,655.48	\$ 1,739.91	5.10%
MGS-S Customer 3655	3	41.96	176.74	70,351	-	\$ 1,649.54	\$ 1,733.34	5.08%
MGS-S Customer 3656	1	47.45	180.78	41,447	-	\$ 1,559.59	\$ 1,639.06	5.10%
MGS-S Customer 3657	3	50.77	191.19	56,252	-	\$ 1,765.19	\$ 1,854.93	5.08%
MGS-S Customer 3658	3	59.88	203.95	79,967	-	\$ 1,874.70	\$ 1,970.06	5.09%
MGS-S Customer 3659	1	41.30	207.85	36,425	-	\$ 1,650.52	\$ 1,734.77	5.10%
MGS-S Customer 3660	1	64.92	419.26	115,926	-	\$ 2,758.33	\$ 2,899.93	5.13%
MGS-S Customer 3661	1	77.26	363.59	161,788	-	\$ 2,569.62	\$ 2,701.31	5.12%
MGS-S Customer 3662	1	36.62	171.40	56,415	-	\$ 1,456.15	\$ 1,530.34	5.09%
MGS-S Customer 3663	3	94.59	252.52	86,220	-	\$ 2,291.74	\$ 2,408.47	5.09%
MGS-S Customer 3664	3	15.39	215.38	56,974	-	\$ 1,680.59	\$ 1,766.23	5.10%
MGS-S Customer 3665	3	75.72	358.80	219,628	-	\$ 2,678.02	\$ 2,814.98	5.11%
MGS-S Customer 3666	1	53.34	231.87	69,864	-	\$ 1,828.32	\$ 1,921.70	5.11%
MGS-S Customer 3667	1	42.67	164.90	78,717	-	\$ 1,459.70	\$ 1,534.02	5.09%
MGS-S Customer 3668	3	87.58	315.27	137,175	-	\$ 2,542.74	\$ 2,672.56	5.11%
MGS-S Customer 3669	3	52.10	281.56	83,234	-	\$ 2,190.08	\$ 2,301.88	5.10%
MGS-S Customer 3670	3	103.60	397.96	130,480	-	\$ 3,013.68	\$ 3,167.83	5.12%
MGS-S Customer 3671	1	33.42	183.83	63,958	-	\$ 1,495.82	\$ 1,572.09	5.10%
MGS-S Customer 3672	3	78.52	142.04	66,200	-	\$ 1,692.13	\$ 1,777.85	5.07%
MGS-S Customer 3673	3	89.12	870.00	261,040	-	\$ 5,114.14	\$ 5,377.53	5.15%
MGS-S Customer 3674	3	132.96	596.48	264,160	-	\$ 4,093.79	\$ 4,303.81	5.13%
MGS-S Customer 3675	3	0.32	108.48	17,080	-	\$ 1,103.07	\$ 1,158.84	5.06%
MGS-S Customer 3676	1	47.53	208.15	41,946	-	\$ 1,686.48	\$ 1,772.55	5.10%
MGS-S Customer 3677	3	47.79	124.98	36,549	-	\$ 1,442.76	\$ 1,515.78	5.06%

Internal Use

Customer	Phase	Jul - Aug KW	Sept - Jun KW	Jan - Dec KWH	Jan - Dec KVAR	Distribution 7/22 Prices	Distribution 8/23 Prices	Distribution % Difference
MGS-S Customer 3678	3	63.14	203.23	83,442	-	\$ 1,889.47	\$ 1,985.56	5.09%
MGS-S Customer 3679	3	134.04	846.12	472,800	-	\$ 5,253.12	\$ 5,523.36	5.14%
MGS-S Customer 3680	3	133.04	746.08	387,880	-	\$ 4,785.38	\$ 5,031.33	5.14%
MGS-S Customer 3681	3	132.52	397.48	213,640	-	\$ 3,171.96	\$ 3,334.10	5.11%
MGS-S Customer 3682	1	43.51	248.48	109,639	-	\$ 1,850.50	\$ 1,945.12	5.11%
MGS-S Customer 3683	3	63.08	830.68	241,960	-	\$ 4,787.96	\$ 5,034.62	5.15%
MGS-S Customer 3684	3	91.00	420.13	110,069	-	\$ 3,046.17	\$ 3,202.12	5.12%
MGS-S Customer 3685	1	37.02	325.04	163,433	-	\$ 2,168.19	\$ 2,279.36	5.13%
MGS-S Customer 3686	3	198.64	781.52	420,240	-	\$ 5,313.19	\$ 5,586.02	5.13%
MGS-S Customer 3687	1	44.54	153.66	70,206	-	\$ 1,418.15	\$ 1,490.30	5.09%
MGS-S Customer 3688	3	376.16	2,183.52	824,320	-	\$ 12,775.67	\$ 13,434.68	5.16%
MGS-S Customer 3689	1	81.30	277.45	107,948	-	\$ 2,194.07	\$ 2,306.23	5.11%
MGS-S Customer 3690	3	25.57	98.24	33,328	-	\$ 1,195.90	\$ 1,256.28	5.05%
MGS-S Customer 3691	3	59.50	199.91	90,937	-	\$ 1,853.93	\$ 1,948.21	5.09%
MGS-S Customer 3692	3	141.72	1,529.44	507,280	-	\$ 8,452.68	\$ 8,889.07	5.16%
MGS-S Customer 3693	1	125.84	623.20	226,800	-	\$ 4,038.64	\$ 4,246.24	5.14%
MGS-S Customer 3694	3	273.04	1,386.80	648,920	-	\$ 8,522.51	\$ 8,961.43	5.15%
MGS-S Customer 3695	3	549.60	2,298.90	1,531,800	-	\$ 14,271.32	\$ 15,006.58	5.15%
MGS-S Customer 3696	3	34.35	146.67	57,218	-	\$ 1,468.38	\$ 1,542.84	5.07%
MGS-S Customer 3697	3	134.08	572.80	230,000	-	\$ 3,990.60	\$ 4,195.25	5.13%
MGS-S Customer 3698	3	125.99	574.36	334,653	-	\$ 3,952.91	\$ 4,155.67	5.13%
MGS-S Customer 3699	1	55.54	245.87	56,260	-	\$ 1,905.21	\$ 2,002.57	5.11%
MGS-S Customer 3700	3	23.35	242.22	46,717	-	\$ 1,848.77	\$ 1,943.08	5.10%
MGS-S Customer 3701	3	153.28	554.16	198,720	-	\$ 4,011.04	\$ 4,216.60	5.12%
MGS-S Customer 3702	3	48.45	155.75	43,318	-	\$ 1,588.58	\$ 1,669.17	5.07%
MGS-S Customer 3703	3	55.87	211.49	68,724	-	\$ 1,887.28	\$ 1,983.32	5.09%
MGS-S Customer 3704	3	88.11	438.27	98,194	-	\$ 3,113.94	\$ 3,273.43	5.12%
MGS-S Customer 3705	3	44.55	299.99	59,137	-	\$ 2,233.33	\$ 2,347.44	5.11%
MGS-S Customer 3706	3	159.52	561.76	301,680	-	\$ 4,080.79	\$ 4,289.92	5.12%
MGS-S Customer 3707	1	27.24	183.16	73,355	-	\$ 1,458.42	\$ 1,532.81	5.10%
MGS-S Customer 3708	3	81.91	282.43	153,103	-	\$ 2,359.55	\$ 2,479.91	5.10%
MGS-S Customer 3709	3	568.20	2,311.68	943,320	-	\$ 14,433.59	\$ 15,177.13	5.15%
MGS-S Customer 3710	3	34.35	176.00	61,797	-	\$ 1,603.88	\$ 1,685.38	5.08%
MGS-S Customer 3711	1	44.26	197.90	90,077	-	\$ 1,620.98	\$ 1,703.67	5.10%
MGS-S Customer 3712	3	103.92	461.92	276,400	-	\$ 3,310.95	\$ 3,480.54	5.12%
MGS-S Customer 3713	3	-	534.40	2,400	-	\$ 3,069.05	\$ 3,226.94	5.14%
MGS-S Customer 3714	3	78.68	146.03	42,461	-	\$ 1,711.45	\$ 1,798.17	5.07%
MGS-S Customer 3715	3	33.65	262.12	80,412	-	\$ 1,997.87	\$ 2,099.84	5.10%
MGS-S Customer 3716	3	43.44	169.04	60,520	-	\$ 1,622.18	\$ 1,704.55	5.08%
MGS-S Customer 3717	1	44.55	59.54	25,224	-	\$ 983.37	\$ 1,032.93	5.04%

Internal Use

Customer	Phase	Jul - Aug KW	Sept - Jun KW	Jan - Dec KWH	Jan - Dec KVAR	Distribution 7/22 Prices	Distribution 8/23 Prices	Distribution % Difference
MGS-S Customer 3718	3	33.56	340.04	77,920	-	\$ 2,357.36	\$ 2,478.01	5.12%
MGS-S Customer 3719	3	49.97	215.85	94,126	-	\$ 1,874.68	\$ 1,970.12	5.09%
MGS-S Customer 3720	1	-	9.23	1,728	-	\$ 503.68	\$ 528.70	4.97%
MGS-S Customer 3721	3	148.92	585.44	227,280	-	\$ 4,131.36	\$ 4,343.20	5.13%
MGS-S Customer 3722	3	1.83	163.44	93,470	-	\$ 1,365.37	\$ 1,434.75	5.08%
MGS-S Customer 3723	3	75.20	254.72	112,640	-	\$ 2,194.29	\$ 2,306.12	5.10%
MGS-S Customer 3724	3	138.00	515.76	91,840	-	\$ 3,748.83	\$ 3,940.89	5.12%
MGS-S Customer 3725	3	535.80	1,506.60	871,200	-	\$ 10,534.30	\$ 11,075.55	5.14%
MGS-S Customer 3726	3	453.12	1,491.12	914,880	-	\$ 10,003.91	\$ 10,518.29	5.14%
MGS-S Customer 3727	1	-	163.73	53,155	-	\$ 1,217.47	\$ 1,279.57	5.10%
MGS-S Customer 3728	1	-	-	59,191	-	\$ 461.04	\$ 483.84	4.95%
MGS-S Customer 3729	1	55.99	350.50	130,420	-	\$ 2,391.09	\$ 2,513.69	5.13%
MGS-S Customer 3730	1	68.63	277.26	179,449	-	\$ 2,122.88	\$ 2,231.44	5.11%
MGS-S Customer 3731	3	66.28	278.35	67,659	-	\$ 2,253.95	\$ 2,368.95	5.10%
MGS-S Customer 3732	3	52.19	268.84	16,760	-	\$ 2,131.82	\$ 2,240.59	5.10%
MGS-S Customer 3733	3	70.96	309.06	145,366	-	\$ 2,421.81	\$ 2,545.49	5.11%
MGS-S Customer 3734	1	-	-	55,611	-	\$ 461.04	\$ 483.84	4.95%
MGS-S Customer 3735	3	114.72	459.52	286,960	-	\$ 3,359.80	\$ 3,531.84	5.12%
MGS-S Customer 3736	3	28.66	127.63	48,134	-	\$ 1,348.83	\$ 1,417.13	5.06%
MGS-S Customer 3737	3	361.20	1,325.00	700,000	-	\$ 8,726.28	\$ 9,175.06	5.14%
MGS-S Customer 3738	1	43.96	139.91	45,352	-	\$ 1,351.40	\$ 1,420.09	5.08%
MGS-S Customer 3739	1	44.37	237.59	116,167	-	\$ 1,804.96	\$ 1,897.20	5.11%
MGS-S Customer 3740	1	58.04	232.39	80,724	-	\$ 1,856.80	\$ 1,951.63	5.11%
MGS-S Customer 3741	1	44.16	179.62	56,448	-	\$ 1,535.97	\$ 1,614.25	5.10%
MGS-S Customer 3742	3	228.48	821.64	318,960	-	\$ 5,664.16	\$ 5,954.97	5.13%
MGS-S Customer 3743	3	40.83	226.64	124,684	-	\$ 1,873.80	\$ 1,969.27	5.09%
MGS-S Customer 3744	1	105.04	425.79	189,190	-	\$ 3,011.16	\$ 3,165.56	5.13%
MGS-S Customer 3745	3	58.44	384.80	132,160	-	\$ 2,702.24	\$ 2,840.59	5.12%
MGS-S Customer 3746	1	73.48	139.24	7,360	-	\$ 1,512.14	\$ 1,588.93	5.08%
MGS-S Customer 3747	1	78.78	344.25	187,273	-	\$ 2,488.70	\$ 2,616.18	5.12%
MGS-S Customer 3748	1	44.20	205.07	88,242	-	\$ 1,653.77	\$ 1,738.17	5.10%
MGS-S Customer 3749	1	47.62	192.94	61,277	-	\$ 1,616.71	\$ 1,699.15	5.10%
MGS-S Customer 3750	3	199.00	1,062.00	486,000	-	\$ 6,611.01	\$ 6,951.25	5.15%
MGS-S Customer 3751	3	47.44	445.36	85,840	-	\$ 2,920.98	\$ 3,070.78	5.13%
MGS-S Customer 3752	1	19.47	103.76	47,995	-	\$ 1,048.47	\$ 1,101.62	5.07%
MGS-S Customer 3753	3	268.08	1,930.08	690,240	-	\$ 11,004.93	\$ 11,572.86	5.16%
MGS-S Customer 3754	3	31.36	130.20	50,708	-	\$ 1,375.69	\$ 1,445.36	5.06%
MGS-S Customer 3755	3	337.92	1,755.12	295,120	2,848.20	\$ 15,426.17	\$ 15,971.66	3.54%
MGS-S Customer 3756	3	155.76	627.28	244,640	-	\$ 4,362.62	\$ 4,586.42	5.13%
MGS-S Customer 3757	3	108.69	362.60	151,646	-	\$ 2,878.56	\$ 3,025.66	5.11%

Internal Use

Customer	Phase	Jul - Aug KW	Sept - Jun KW	Jan - Dec KWH	Jan - Dec KVAR	Distribution 7/22 Prices	Distribution 8/23 Prices	Distribution % Difference
MGS-S Customer 3758	3	16.52	170.08	55,200	-	\$ 1,477.58	\$ 1,552.66	5.08%
MGS-S Customer 3759	3	61.20	181.10	79,739	-	\$ 1,776.46	\$ 1,866.70	5.08%
MGS-S Customer 3760	3	48.61	201.17	111,659	-	\$ 1,799.31	\$ 1,890.84	5.09%
MGS-S Customer 3761	3	37.03	166.77	63,559	-	\$ 1,576.11	\$ 1,656.15	5.08%
MGS-S Customer 3762	1	45.75	93.78	28,006	-	\$ 1,148.22	\$ 1,206.33	5.06%
MGS-S Customer 3763	3	74.08	324.07	50,287	-	\$ 2,508.47	\$ 2,636.63	5.11%
MGS-S Customer 3764	1	44.16	228.69	104,415	-	\$ 1,762.68	\$ 1,852.73	5.11%
MGS-S Customer 3765	3	93.68	476.52	152,200	-	\$ 3,321.57	\$ 3,491.80	5.12%
MGS-S Customer 3766	1	45.93	217.50	61,144	-	\$ 1,720.80	\$ 1,808.66	5.11%
MGS-S Customer 3767	3	24.53	196.42	61,810	-	\$ 1,643.72	\$ 1,727.37	5.09%
MGS-S Customer 3768	3	168.08	764.40	394,960	-	\$ 5,064.49	\$ 5,324.65	5.14%
MGS-S Customer 3769	3	45.16	181.56	63,560	-	\$ 1,689.57	\$ 1,775.42	5.08%
MGS-S Customer 3770	1	63.29	258.04	144,508	-	\$ 2,004.44	\$ 2,106.90	5.11%
MGS-S Customer 3771	3	33.20	219.85	55,576	-	\$ 1,800.09	\$ 1,891.79	5.09%
MGS-S Customer 3772	1	45.86	183.77	76,745	-	\$ 1,564.58	\$ 1,644.33	5.10%
MGS-S Customer 3773	3	60.08	447.52	161,200	-	\$ 3,001.11	\$ 3,154.97	5.13%
MGS-S Customer 3774	3	241.80	717.72	260,520	-	\$ 5,257.98	\$ 5,527.57	5.13%
MGS-S Customer 3775	1	-	60.37	96,763	-	\$ 739.95	\$ 777.24	5.04%
MGS-S Customer 3776	1	44.09	208.48	108,525	-	\$ 1,668.92	\$ 1,754.10	5.10%
MGS-S Customer 3777	3	267.00	1,169.88	570,600	-	\$ 7,486.82	\$ 7,871.99	5.14%
MGS-S Customer 3778	3	40.87	236.89	113,943	-	\$ 1,921.38	\$ 2,019.32	5.10%
MGS-S Customer 3779	3	42.68	307.60	105,040	-	\$ 2,258.11	\$ 2,373.52	5.11%
MGS-S Customer 3780	1	47.44	217.09	64,833	-	\$ 1,727.29	\$ 1,815.47	5.11%
MGS-S Customer 3781	3	57.56	520.84	104,800	-	\$ 3,325.86	\$ 3,496.62	5.13%
MGS-S Customer 3782	3	23.30	136.33	55,077	-	\$ 1,359.28	\$ 1,428.16	5.07%
MGS-S Customer 3783	3	99.90	357.38	190,380	-	\$ 2,805.66	\$ 2,949.04	5.11%
MGS-S Customer 3784	1	47.67	226.95	146,003	-	\$ 1,774.12	\$ 1,864.73	5.11%
MGS-S Customer 3785	3	53.84	230.08	120,480	-	\$ 1,961.90	\$ 2,061.84	5.09%
MGS-S Customer 3786	3	10.80	125.30	56,755	-	\$ 1,238.95	\$ 1,301.68	5.06%
MGS-S Customer 3787	3	153.92	1,227.28	373,520	-	\$ 7,124.41	\$ 7,491.69	5.16%
MGS-S Customer 3788	3	183.48	787.08	385,800	-	\$ 5,254.74	\$ 5,524.66	5.14%
MGS-S Customer 3789	3	216.88	1,106.16	403,120	-	\$ 6,914.26	\$ 7,270.11	5.15%
MGS-S Customer 3790	3	92.92	482.28	263,600	-	\$ 3,343.96	\$ 3,515.36	5.13%
MGS-S Customer 3791	3	89.56	833.60	282,760	-	\$ 4,948.41	\$ 5,203.19	5.15%
MGS-S Customer 3792	1	47.85	72.16	22,602	-	\$ 1,059.99	\$ 1,113.50	5.05%
MGS-S Customer 3793	3	61.80	249.32	40,480	89.48	\$ 2,247.08	\$ 2,353.87	4.75%
MGS-S Customer 3794	3	20.96	155.48	4,040	-	\$ 1,434.77	\$ 1,507.59	5.08%
MGS-S Customer 3795	1	19.32	83.49	32,849	-	\$ 953.99	\$ 1,002.24	5.06%
MGS-S Customer 3796	1	58.32	321.04	149,721	-	\$ 2,267.92	\$ 2,384.10	5.12%
MGS-S Customer 3797	3	63.78	258.93	51,744	-	\$ 2,150.36	\$ 2,260.00	5.10%

Internal Use

Customer	Phase	Jul - Aug KW	Sept - Jun KW	Jan - Dec KWH	Jan - Dec KVAR	Distribution 7/22 Prices	Distribution 8/23 Prices	Distribution % Difference
MGS-S Customer 3798	3	227.20	1,029.20	395,920	-	\$ 6,615.98	\$ 6,956.25	5.14%
MGS-S Customer 3799	1	86.68	111.52	46,440	-	\$ 1,457.34	\$ 1,531.17	5.07%
MGS-S Customer 3800	1	117.28	106.60	55,320	-	\$ 1,604.44	\$ 1,685.66	5.06%
MGS-S Customer 3801	3	34.68	347.16	172,080	-	\$ 2,396.47	\$ 2,519.14	5.12%
MGS-S Customer 3802	3	217.60	1,644.00	530,560	-	\$ 9,403.08	\$ 9,888.21	5.16%
MGS-S Customer 3803	3	55.39	299.60	78,254	-	\$ 2,291.69	\$ 2,408.74	5.11%
MGS-S Customer 3804	1	44.08	161.76	38,320	-	\$ 1,453.02	\$ 1,526.98	5.09%
MGS-S Customer 3805	3	45.31	141.62	87,510	-	\$ 1,505.87	\$ 1,582.19	5.07%
MGS-S Customer 3806	3	99.02	444.01	247,184	-	\$ 3,201.01	\$ 3,364.94	5.12%
MGS-S Customer 3807	3	22.60	129.29	59,686	-	\$ 1,322.87	\$ 1,389.87	5.06%
MGS-S Customer 3808	1	61.11	296.02	126,367	-	\$ 2,167.81	\$ 2,278.77	5.12%
MGS-S Customer 3809	3	45.40	268.06	107,400	-	\$ 2,090.53	\$ 2,197.21	5.10%
MGS-S Customer 3810	3	44.24	395.68	124,080	-	\$ 2,673.69	\$ 2,810.68	5.12%
MGS-S Customer 3811	3	71.25	310.75	112,574	-	\$ 2,431.22	\$ 2,555.39	5.11%
MGS-S Customer 3812	1	46.41	192.53	65,236	-	\$ 1,608.10	\$ 1,690.11	5.10%
MGS-S Customer 3813	1	50.33	290.87	163,372	-	\$ 2,084.19	\$ 2,190.89	5.12%
MGS-S Customer 3814	3	104.04	404.36	178,960	-	\$ 3,045.69	\$ 3,201.50	5.12%
MGS-S Customer 3815	1	44.16	313.28	61,880	-	\$ 2,153.48	\$ 2,263.83	5.12%
MGS-S Customer 3816	1	69.90	566.67	297,735	-	\$ 3,467.00	\$ 3,645.37	5.14%
MGS-S Customer 3817	3	29.79	263.98	85,468	-	\$ 1,985.04	\$ 2,086.38	5.11%
MGS-S Customer 3818	3	199.96	713.36	275,760	-	\$ 5,005.62	\$ 5,262.46	5.13%
MGS-S Customer 3819	3	-	15.24	4,680	-	\$ 670.53	\$ 703.83	4.97%
MGS-S Customer 3820	3	256.50	1,531.80	975,900	32.40	\$ 9,155.69	\$ 9,624.78	5.12%
MGS-S Customer 3821	1	17.19	212.22	41,359	-	\$ 1,536.90	\$ 1,615.45	5.11%
MGS-S Customer 3822	3	96.00	466.80	191,880	-	\$ 3,289.54	\$ 3,458.09	5.12%
MGS-S Customer 3823	1	55.20	243.60	50,000	-	\$ 1,892.83	\$ 1,989.55	5.11%
MGS-S Customer 3824	1	34.25	272.55	111,149	-	\$ 1,910.31	\$ 2,008.11	5.12%
MGS-S Customer 3825	1	39.32	163.91	81,013	-	\$ 1,436.53	\$ 1,509.68	5.09%
MGS-S Customer 3826	3	51.87	201.15	64,841	-	\$ 1,817.31	\$ 1,909.75	5.09%
MGS-S Customer 3827	3	258.88	996.96	495,360	-	\$ 6,642.86	\$ 6,984.26	5.14%
MGS-S Customer 3828	3	523.68	2,486.76	420,840	2,260.14	\$ 18,837.61	\$ 19,610.71	4.10%
MGS-S Customer 3829	3	44.93	140.17	31,521	-	\$ 1,497.07	\$ 1,572.93	5.07%
MGS-S Customer 3830	3	10.21	160.76	50,964	-	\$ 1,399.50	\$ 1,470.58	5.08%
MGS-S Customer 3831	3	312.32	1,657.92	265,520	443.84	\$ 10,747.61	\$ 11,262.60	4.79%
MGS-S Customer 3832	1	42.68	173.61	59,307	-	\$ 1,499.99	\$ 1,576.41	5.09%
MGS-S Customer 3833	3	62.72	285.76	122,400	-	\$ 2,268.43	\$ 2,384.21	5.10%
MGS-S Customer 3834	1	62.59	262.20	160,029	-	\$ 2,019.78	\$ 2,123.03	5.11%
MGS-S Customer 3835	1	78.48	344.40	37,360	-	\$ 2,487.73	\$ 2,615.16	5.12%
MGS-S Customer 3836	3	-	34.08	13,680	-	\$ 757.57	\$ 795.39	4.99%
MGS-S Customer 3837	3	120.50	453.70	196,000	-	\$ 3,364.99	\$ 3,537.26	5.12%

Internal Use

Customer	Phase	Jul - Aug KW	Sept - Jun KW	Jan - Dec KWH	Jan - Dec KVAR	Distribution 7/22 Prices	Distribution 8/23 Prices	Distribution % Difference
MGS-S Customer 3838	3	91.71	372.78	146,247	-	\$ 2,831.35	\$ 2,976.14	5.11%
MGS-S Customer 3839	1	-	35.71	7,307	-	\$ 626.02	\$ 657.39	5.01%
MGS-S Customer 3840	3	206.08	1,448.40	437,680	-	\$ 8,435.47	\$ 8,870.43	5.16%
MGS-S Customer 3841	3	679.56	1,997.28	364,440	1,408.02	\$ 15,992.75	\$ 16,692.01	4.37%
MGS-S Customer 3842	3	65.16	299.24	133,212	-	\$ 2,344.25	\$ 2,463.95	5.11%
MGS-S Customer 3843	3	89.84	293.20	111,920	-	\$ 2,453.32	\$ 2,578.48	5.10%
MGS-S Customer 3844	1	46.12	356.16	113,480	-	\$ 2,362.47	\$ 2,483.66	5.13%
MGS-S Customer 3845	3	38.85	168.60	57,944	-	\$ 1,594.67	\$ 1,675.65	5.08%
MGS-S Customer 3846	1	37.64	85.70	36,285	-	\$ 1,065.88	\$ 1,119.78	5.06%
MGS-S Customer 3847	3	76.08	515.60	130,880	-	\$ 3,404.44	\$ 3,579.12	5.13%
MGS-S Customer 3848	1	41.82	119.43	30,902	-	\$ 1,244.91	\$ 1,308.08	5.07%
MGS-S Customer 3849	1	32.10	132.18	103,560	-	\$ 1,249.87	\$ 1,313.38	5.08%
MGS-S Customer 3850	3	47.92	213.41	147,575	-	\$ 1,852.03	\$ 1,946.31	5.09%
MGS-S Customer 3851	1	59.87	260.07	66,707	-	\$ 1,994.84	\$ 2,096.82	5.11%
MGS-S Customer 3852	3	21.69	122.41	50,493	-	\$ 1,286.03	\$ 1,351.13	5.06%
MGS-S Customer 3853	1	41.16	76.41	28,602	-	\$ 1,042.49	\$ 1,095.16	5.05%
MGS-S Customer 3854	1	73.12	301.40	81,000	-	\$ 2,259.32	\$ 2,374.93	5.12%
MGS-S Customer 3855	3	25.38	131.80	71,546	-	\$ 1,349.90	\$ 1,418.27	5.06%
MGS-S Customer 3856	3	32.42	145.34	85,050	-	\$ 1,451.52	\$ 1,525.12	5.07%
MGS-S Customer 3857	3	157.52	567.56	113,200	-	\$ 4,096.48	\$ 4,306.44	5.13%
MGS-S Customer 3858	3	64.26	327.85	127,030	-	\$ 2,471.43	\$ 2,597.75	5.11%
MGS-S Customer 3859	3	23.79	118.80	60,343	-	\$ 1,281.01	\$ 1,345.82	5.06%
MGS-S Customer 3860	3	26.99	134.98	47,193	-	\$ 1,373.52	\$ 1,443.11	5.07%
MGS-S Customer 3861	3	33.75	147.56	66,302	-	\$ 1,469.16	\$ 1,543.66	5.07%
MGS-S Customer 3862	3	29.52	149.32	68,240	-	\$ 1,453.81	\$ 1,527.56	5.07%
MGS-S Customer 3863	3	176.32	803.84	247,920	173.28	\$ 5,587.01	\$ 5,858.94	4.87%
MGS-S Customer 3864	3	110.64	455.64	199,360	-	\$ 3,319.23	\$ 3,489.20	5.12%
MGS-S Customer 3865	3	107.44	331.36	137,520	-	\$ 2,727.30	\$ 2,866.54	5.11%
MGS-S Customer 3866	1	57.83	78.91	24,279	-	\$ 1,146.56	\$ 1,204.49	5.05%
MGS-S Customer 3867	3	2.88	147.04	76,960	-	\$ 1,295.43	\$ 1,361.16	5.07%
MGS-S Customer 3868	3	347.40	1,003.80	411,000	308.00	\$ 7,689.35	\$ 8,057.17	4.78%
MGS-S Customer 3869	1	17.67	34.92	22,741	-	\$ 720.44	\$ 756.57	5.01%
MGS-S Customer 3870	3	230.16	972.16	614,560	-	\$ 6,368.89	\$ 6,696.29	5.14%
MGS-S Customer 3871	3	33.69	192.55	100,335	-	\$ 1,676.68	\$ 1,761.97	5.09%
MGS-S Customer 3872	3	323.40	1,003.92	337,920	-	\$ 7,033.10	\$ 7,394.23	5.13%
MGS-S Customer 3873	1	54.95	320.50	160,902	-	\$ 2,246.72	\$ 2,361.83	5.12%
MGS-S Customer 3874	1	155.44	707.84	333,979	-	\$ 4,593.95	\$ 4,830.16	5.14%
MGS-S Customer 3875	3	22.68	111.96	53,960	-	\$ 1,243.25	\$ 1,306.11	5.06%
MGS-S Customer 3876	3	59.68	381.52	95,395	-	\$ 2,693.97	\$ 2,831.88	5.12%
MGS-S Customer 3877	3	39.64	264.68	22,800	71.48	\$ 2,164.46	\$ 2,268.72	4.82%

Customer	Phase	Jul - Aug KW	Sept - Jun KW	Jan - Dec KWH	Jan - Dec KVAR	Distribution 7/22 Prices	Distribution 8/23 Prices	Distribution % Difference
MGS-S Customer 3878	1	34.83	185.10	78,630	-	\$ 1,509.51	\$ 1,586.48	5.10%
MGS-S Customer 3879	3	221.52	896.40	517,200	-	\$ 5,970.92	\$ 6,277.73	5.14%
MGS-S Customer 3880	1	23.08	121.86	45,194	-	\$ 1,152.13	\$ 1,210.64	5.08%
MGS-S Customer 3881	1	41.69	248.54	102,358	-	\$ 1,840.67	\$ 1,934.80	5.11%
MGS-S Customer 3882	1	76.50	316.64	176,826	-	\$ 2,348.49	\$ 2,468.71	5.12%
MGS-S Customer 3883	3	528.60	1,816.80	831,600	21.90	\$ 11,964.70	\$ 12,578.38	5.13%
MGS-S Customer 3884	1	66.73	265.83	92,778	-	\$ 2,059.53	\$ 2,164.81	5.11%
MGS-S Customer 3885	1	54.88	208.06	114,848	-	\$ 1,726.86	\$ 1,814.96	5.10%
MGS-S Customer 3886	3	47.47	147.39	62,223	-	\$ 1,544.52	\$ 1,622.83	5.07%
MGS-S Customer 3887	3	396.96	1,321.44	816,960	-	\$ 8,908.30	\$ 9,366.24	5.14%
MGS-S Customer 3888	1	52.68	186.72	83,840	-	\$ 1,616.06	\$ 1,698.42	5.10%
MGS-S Customer 3889	3	49.18	229.77	105,051	-	\$ 1,934.61	\$ 2,033.16	5.09%
MGS-S Customer 3890	3	135.72	796.20	263,760	-	\$ 5,031.81	\$ 5,290.54	5.14%
MGS-S Customer 3891	3	161.76	656.48	165,360	-	\$ 4,530.83	\$ 4,763.31	5.13%
MGS-S Customer 3892	1	5.92	273.56	16,920	-	\$ 1,757.74	\$ 1,847.86	5.13%
MGS-S Customer 3893	1	42.36	183.11	105,602	-	\$ 1,542.11	\$ 1,620.71	5.10%
MGS-S Customer 3894	1	58.68	100.29	44,610	-	\$ 1,250.05	\$ 1,313.35	5.06%
MGS-S Customer 3895	1	51.02	66.21	18,729	-	\$ 1,050.09	\$ 1,103.07	5.05%
MGS-S Customer 3896	1	52.88	193.59	69,737	-	\$ 1,648.91	\$ 1,732.98	5.10%
MGS-S Customer 3897	1	46.16	30.26	13,926	-	\$ 857.03	\$ 900.02	5.02%
MGS-S Customer 3898	1	41.68	186.56	55,480	-	\$ 1,554.27	\$ 1,633.52	5.10%
MGS-S Customer 3899	1	75.82	100.19	40,031	-	\$ 1,344.72	\$ 1,412.79	5.06%
MGS-S Customer 3900	3	18.05	74.97	33,489	-	\$ 1,046.66	\$ 1,099.35	5.03%
MGS-S Customer 3901	3	84.42	276.30	141,000	-	\$ 2,345.16	\$ 2,464.75	5.10%
MGS-S Customer 3902	3	71.88	266.56	101,760	-	\$ 2,230.56	\$ 2,344.30	5.10%
MGS-S Customer 3903	1	56.97	262.59	95,809	-	\$ 1,990.39	\$ 2,092.16	5.11%
MGS-S Customer 3904	3	36.32	119.52	52,320	-	\$ 1,353.88	\$ 1,422.37	5.06%
MGS-S Customer 3905	3	41.76	291.52	143,840	-	\$ 2,178.71	\$ 2,290.01	5.11%
MGS-S Customer 3906	3	85.52	415.04	78,240	-	\$ 2,992.24	\$ 3,145.44	5.12%
MGS-S Customer 3907	3	129.48	432.84	145,800	-	\$ 3,318.45	\$ 3,488.23	5.12%
MGS-S Customer 3908	1	33.41	254.31	78,898	-	\$ 1,821.38	\$ 1,914.57	5.12%
MGS-S Customer 3909	3	209.12	1,017.56	185,240	-	\$ 6,461.86	\$ 6,794.27	5.14%
MGS-S Customer 3910	3	117.76	369.28	108,320	-	\$ 2,959.76	\$ 3,111.00	5.11%
MGS-S Customer 3911	3	135.44	668.32	278,320	-	\$ 4,439.45	\$ 4,667.41	5.13%
MGS-S Customer 3912	3	104.96	284.96	133,120	-	\$ 2,499.16	\$ 2,626.58	5.10%
MGS-S Customer 3913	3	46.17	184.78	59,146	-	\$ 1,710.05	\$ 1,796.96	5.08%
MGS-S Customer 3914	1	105.85	495.50	265,070	-	\$ 3,337.72	\$ 3,509.08	5.13%
MGS-S Customer 3915	1	61.17	257.59	124,644	-	\$ 1,990.60	\$ 2,092.35	5.11%
MGS-S Customer 3916	1	76.82	305.82	199,988	-	\$ 2,300.28	\$ 2,417.99	5.12%
MGS-S Customer 3917	3	73.41	287.99	132,013	-	\$ 2,338.06	\$ 2,457.37	5.10%

Internal Use

Customer	Phase	Jul - Aug KW	Sept - Jun KW	Jan - Dec KWH	Jan - Dec KVAR	Distribution 7/22 Prices	Distribution 8/23 Prices	Distribution % Difference
MGS-S Customer 3918	3	180.56	816.96	457,920	-	\$ 5,376.58	\$ 5,652.85	5.14%
MGS-S Customer 3919	3	90.08	260.24	89,880	-	\$ 2,302.37	\$ 2,419.69	5.10%
MGS-S Customer 3920	3	628.08	2,391.96	1,310,280	216.06	\$ 15,504.12	\$ 16,283.69	5.03%
MGS-S Customer 3921	1	83.03	320.57	162,382	-	\$ 2,402.89	\$ 2,525.88	5.12%
MGS-S Customer 3922	1	54.16	237.60	128,080	-	\$ 1,859.34	\$ 1,954.33	5.11%
MGS-S Customer 3923	3	85.28	273.36	150,720	73.88	\$ 2,461.94	\$ 2,581.07	4.84%
MGS-S Customer 3924	3	90.36	336.36	176,120	-	\$ 2,655.60	\$ 2,791.27	5.11%
MGS-S Customer 3925	3	78.00	271.20	144,400	-	\$ 2,285.96	\$ 2,402.53	5.10%
MGS-S Customer 3926	1	32.61	143.85	58,312	-	\$ 1,306.61	\$ 1,373.07	5.09%
MGS-S Customer 3927	1	61.06	286.54	129,958	-	\$ 2,123.74	\$ 2,232.40	5.12%
MGS-S Customer 3928	3	47.76	178.68	59,040	-	\$ 1,690.69	\$ 1,776.59	5.08%
MGS-S Customer 3929	3	56.74	226.36	48,117	-	\$ 1,960.81	\$ 2,060.66	5.09%
MGS-S Customer 3930	1	95.42	478.58	187,141	-	\$ 3,201.66	\$ 3,366.04	5.13%
MGS-S Customer 3931	3	59.04	394.40	115,040	-	\$ 2,749.92	\$ 2,890.75	5.12%
MGS-S Customer 3932	3	91.60	393.44	196,000	-	\$ 2,926.19	\$ 3,075.91	5.12%
MGS-S Customer 3933	3	111.92	690.64	184,240	-	\$ 4,412.03	\$ 4,638.76	5.14%
MGS-S Customer 3934	3	65.33	318.48	84,829	-	\$ 2,434.08	\$ 2,558.45	5.11%
MGS-S Customer 3935	3	57.49	227.54	125,368	-	\$ 1,970.42	\$ 2,070.77	5.09%
MGS-S Customer 3936	1	60.72	137.62	77,214	-	\$ 1,433.84	\$ 1,506.67	5.08%
MGS-S Customer 3937	3	30.16	312.72	59,000	-	\$ 2,212.27	\$ 2,325.41	5.11%
MGS-S Customer 3938	3	60.82	345.30	81,498	-	\$ 2,532.96	\$ 2,662.50	5.11%
MGS-S Customer 3939	3	46.32	160.72	53,680	-	\$ 1,599.72	\$ 1,680.90	5.07%
MGS-S Customer 3940	1	99.98	403.99	215,663	-	\$ 2,882.36	\$ 3,030.11	5.13%
MGS-S Customer 3941	3	41.68	146.96	44,560	-	\$ 1,510.40	\$ 1,586.98	5.07%
MGS-S Customer 3942	3	196.24	685.52	208,400	17.68	\$ 4,886.41	\$ 5,135.52	5.10%
MGS-S Customer 3943	3	35.45	122.19	62,700	-	\$ 1,361.39	\$ 1,430.28	5.06%
MGS-S Customer 3944	3	172.44	819.64	46,840	440.72	\$ 6,093.12	\$ 6,367.76	4.51%
MGS-S Customer 3945	3	46.36	180.36	52,760	-	\$ 1,690.68	\$ 1,776.59	5.08%
MGS-S Customer 3946	3	271.04	945.04	485,840	-	\$ 6,470.48	\$ 6,802.82	5.14%
MGS-S Customer 3947	1	60.79	253.11	128,385	-	\$ 1,967.79	\$ 2,068.36	5.11%
MGS-S Customer 3948	1	33.36	142.87	74,189	-	\$ 1,306.25	\$ 1,372.68	5.09%
MGS-S Customer 3949	3	111.12	448.64	209,211	-	\$ 3,289.55	\$ 3,457.98	5.12%
MGS-S Customer 3950	3	73.28	397.60	147,680	-	\$ 2,843.74	\$ 2,989.32	5.12%
MGS-S Customer 3951	1	57.88	223.54	74,260	-	\$ 1,815.03	\$ 1,907.68	5.10%
MGS-S Customer 3952	3	58.80	185.36	63,920	-	\$ 1,782.82	\$ 1,873.41	5.08%
MGS-S Customer 3953	1	59.52	252.34	115,271	-	\$ 1,957.19	\$ 2,057.21	5.11%
MGS-S Customer 3954	3	89.73	326.81	115,367	-	\$ 2,607.98	\$ 2,741.18	5.11%
MGS-S Customer 3955	3	48.80	217.24	103,018	-	\$ 1,874.61	\$ 1,970.05	5.09%
MGS-S Customer 3956	3	72.79	312.99	141,844	-	\$ 2,450.12	\$ 2,575.26	5.11%
MGS-S Customer 3957	3	77.51	332.81	93,405	-	\$ 2,567.88	\$ 2,699.10	5.11%

Internal Use

Customer	Phase	Jul - Aug KW	Sept - Jun KW	Jan - Dec KWH	Jan - Dec KVAR	Distribution 7/22 Prices	Distribution 8/23 Prices	Distribution % Difference
MGS-S Customer 3958	1	51.56	70.94	31,403	-	\$ 1,074.94	\$ 1,129.20	5.05%
MGS-S Customer 3959	3	28.32	147.15	59,192	-	\$ 1,437.13	\$ 1,510.01	5.07%
MGS-S Customer 3960	3	185.88	407.28	160,080	-	\$ 3,513.39	\$ 3,692.82	5.11%
MGS-S Customer 3961	1	49.02	180.08	94,585	-	\$ 1,565.07	\$ 1,644.82	5.10%
MGS-S Customer 3962	3	76.56	170.96	57,840	-	\$ 1,814.86	\$ 1,906.97	5.08%
MGS-S Customer 3963	1	78.72	297.76	156,240	-	\$ 2,273.59	\$ 2,389.89	5.12%
MGS-S Customer 3964	1	55.13	68.70	21,342	-	\$ 1,084.41	\$ 1,139.13	5.05%
MGS-S Customer 3965	1	29.44	42.41	18,131	-	\$ 820.37	\$ 861.59	5.02%
MGS-S Customer 3966	3	133.76	475.76	223,120	-	\$ 3,540.50	\$ 3,721.77	5.12%
MGS-S Customer 3967	1	14.12	64.70	31,205	-	\$ 838.32	\$ 880.60	5.04%
MGS-S Customer 3968	1	48.99	223.46	112,304	-	\$ 1,765.32	\$ 1,855.47	5.11%
MGS-S Customer 3969	3	39.60	314.16	120,240	-	\$ 2,271.32	\$ 2,387.45	5.11%
MGS-S Customer 3970	3	527.40	2,550.00	1,604,700	-	\$ 15,308.19	\$ 16,097.50	5.16%
MGS-S Customer 3971	1	46.52	193.20	51,370	-	\$ 1,611.81	\$ 1,694.00	5.10%
MGS-S Customer 3972	3	670.80	2,629.40	1,442,000	-	\$ 16,470.89	\$ 17,319.41	5.15%
MGS-S Customer 3973	3	148.56	512.26	213,612	-	\$ 3,791.27	\$ 3,985.45	5.12%
MGS-S Customer 3974	1	-	14.80	3,138	-	\$ 529.42	\$ 555.77	4.98%
MGS-S Customer 3975	1	-	-	39,312	-	\$ 461.04	\$ 483.84	4.95%
MGS-S Customer 3976	1	18.71	191.70	81,694	-	\$ 1,450.53	\$ 1,524.58	5.11%
MGS-S Customer 3977	3	174.40	889.28	303,360	200.32	\$ 6,017.06	\$ 6,308.96	4.85%
MGS-S Customer 3978	1	87.00	88.00	35,800	-	\$ 1,350.45	\$ 1,418.73	5.06%
MGS-S Customer 3979	1	48.23	52.17	27,650	-	\$ 969.74	\$ 1,018.57	5.04%
MGS-S Customer 3980	3	154.52	733.96	337,440	-	\$ 4,848.60	\$ 5,097.66	5.14%
MGS-S Customer 3981	3	109.44	492.24	301,920	-	\$ 3,481.66	\$ 3,660.08	5.12%
MGS-S Customer 3982	3	201.76	888.72	361,920	-	\$ 5,825.77	\$ 6,125.20	5.14%
MGS-S Customer 3983	1	-	95.60	14,880	-	\$ 902.71	\$ 948.46	5.07%
MGS-S Customer 3984	3	222.60	692.20	449,000	-	\$ 5,033.51	\$ 5,291.61	5.13%
MGS-S Customer 3985	3	112.27	433.49	224,007	-	\$ 3,225.94	\$ 3,391.06	5.12%
MGS-S Customer 3986	3	80.04	311.32	100,040	-	\$ 2,482.64	\$ 2,609.41	5.11%
MGS-S Customer 3987	1	44.36	181.86	93,759	-	\$ 1,547.43	\$ 1,626.30	5.10%
MGS-S Customer 3988	1	28.40	50.69	24,846	-	\$ 852.85	\$ 895.77	5.03%
MGS-S Customer 3989	3	57.24	268.88	110,840	-	\$ 2,160.03	\$ 2,270.23	5.10%
MGS-S Customer 3990	3	295.92	1,115.28	493,920	-	\$ 7,395.07	\$ 7,775.23	5.14%
MGS-S Customer 3991	1	-	13.28	3,360	-	\$ 522.39	\$ 548.38	4.98%
MGS-S Customer 3992	1	53.15	224.40	78,083	-	\$ 1,792.75	\$ 1,884.29	5.11%
MGS-S Customer 3993	3	515.20	1,883.20	984,800	-	\$ 12,159.86	\$ 12,785.73	5.15%
MGS-S Customer 3994	3	72.40	278.24	83,440	-	\$ 2,287.41	\$ 2,404.10	5.10%
MGS-S Customer 3995	3	140.76	939.60	375,960	-	\$ 5,722.29	\$ 6,016.85	5.15%
MGS-S Customer 3996	1	102.32	395.93	122,902	-	\$ 2,858.11	\$ 3,004.59	5.13%
MGS-S Customer 3997	1	49.62	237.62	94,108	-	\$ 1,834.24	\$ 1,927.96	5.11%

Internal Use

Customer	Phase	Jul - Aug KW	Sept - Jun KW	Jan - Dec KWH	Jan - Dec KVAR	Distribution 7/22 Prices	Distribution 8/23 Prices	Distribution % Difference
MGS-S Customer 3998	1	70.36	459.36	115,160	-	\$ 2,973.78	\$ 3,126.53	5.14%
MGS-S Customer 3999	3	145.99	713.21	265,908	-	\$ 4,705.39	\$ 4,947.08	5.14%
MGS-S Customer 4000	1	71.56	276.22	148,709	-	\$ 2,134.33	\$ 2,243.46	5.11%
MGS-S Customer 4001	1	70.45	270.74	92,611	-	\$ 2,102.86	\$ 2,210.36	5.11%
MGS-S Customer 4002	1	47.26	144.87	47,338	-	\$ 1,392.63	\$ 1,463.43	5.08%
MGS-S Customer 4003	3	294.60	1,066.56	504,120	-	\$ 7,162.66	\$ 7,530.76	5.14%
MGS-S Customer 4004	3	38.41	235.55	49,252	-	\$ 1,901.54	\$ 1,998.46	5.10%
MGS-S Customer 4005	1	-	90.26	138,531	-	\$ 878.04	\$ 922.50	5.06%
MGS-S Customer 4006	1	29.20	111.44	38,240	-	\$ 1,137.95	\$ 1,195.67	5.07%
MGS-S Customer 4007	1	46.15	159.37	48,616	-	\$ 1,453.46	\$ 1,527.43	5.09%
MGS-S Customer 4008	1	129.70	536.43	224,259	-	\$ 3,659.18	\$ 3,847.04	5.13%
MGS-S Customer 4009	3	236.96	922.40	571,200	-	\$ 6,176.74	\$ 6,494.10	5.14%
MGS-S Customer 4010	1	76.52	189.52	37,320	-	\$ 1,761.31	\$ 1,851.02	5.09%
MGS-S Customer 4011	1	100.80	287.52	58,880	-	\$ 2,348.82	\$ 2,468.85	5.11%
MGS-S Customer 4012	3	116.24	468.24	226,800	-	\$ 3,408.52	\$ 3,583.09	5.12%
MGS-S Customer 4013	3	65.84	330.00	176,160	-	\$ 2,490.13	\$ 2,617.41	5.11%
MGS-S Customer 4014	3	175.56	611.92	289,280	-	\$ 4,401.55	\$ 4,627.21	5.13%
MGS-S Customer 4015	1	35.31	193.32	121,387	-	\$ 1,550.15	\$ 1,629.23	5.10%
MGS-S Customer 4016	3	178.08	768.96	254,640	-	\$ 5,141.06	\$ 5,405.11	5.14%
MGS-S Customer 4017	3	21.44	102.08	45,840	-	\$ 1,190.72	\$ 1,250.86	5.05%
MGS-S Customer 4018	3	340.52	1,515.28	545,600	333.20	\$ 10,057.04	\$ 10,545.69	4.86%
MGS-S Customer 4019	3	453.76	1,983.20	1,111,680	-	\$ 12,280.87	\$ 12,913.53	5.15%
MGS-S Customer 4020	3	184.40	704.88	258,800	-	\$ 4,880.09	\$ 5,130.53	5.13%
MGS-S Customer 4021	1	30.37	130.89	24,934	-	\$ 1,234.31	\$ 1,297.02	5.08%
MGS-S Customer 4022	1	13.87	194.74	75,200	-	\$ 1,437.72	\$ 1,511.14	5.11%
MGS-S Customer 4023	3	164.56	498.48	237,360	-	\$ 3,816.41	\$ 4,011.76	5.12%
MGS-S Customer 4024	1	80.48	343.52	175,360	-	\$ 2,494.77	\$ 2,622.55	5.12%
MGS-S Customer 4025	1	115.07	481.64	206,338	-	\$ 3,324.86	\$ 3,495.47	5.13%
MGS-S Customer 4026	1	-	2.00	720	-	\$ 470.28	\$ 493.56	4.95%
MGS-S Customer 4027	3	149.64	531.00	145,720	-	\$ 3,883.84	\$ 4,082.82	5.12%
MGS-S Customer 4028	3	53.96	184.76	82,760	-	\$ 1,753.19	\$ 1,842.28	5.08%
MGS-S Customer 4029	1	71.88	106.59	34,086	-	\$ 1,352.42	\$ 1,420.93	5.07%
MGS-S Customer 4030	1	74.28	208.23	94,956	-	\$ 1,835.32	\$ 1,928.89	5.10%
MGS-S Customer 4031	3	50.88	265.28	115,120	-	\$ 2,108.10	\$ 2,215.65	5.10%
MGS-S Customer 4032	3	38.75	167.65	91,446	-	\$ 1,589.73	\$ 1,670.45	5.08%
MGS-S Customer 4033	3	47.21	182.46	69,586	-	\$ 1,705.10	\$ 1,791.75	5.08%
MGS-S Customer 4034	1	61.68	257.60	97,200	-	\$ 1,993.48	\$ 2,095.37	5.11%
MGS-S Customer 4035	1	62.73	271.84	70,865	-	\$ 2,065.09	\$ 2,170.70	5.11%
MGS-S Customer 4036	3	88.00	406.88	143,200	-	\$ 2,968.31	\$ 3,120.24	5.12%
MGS-S Customer 4037	1	93.93	363.12	226,585	-	\$ 2,659.97	\$ 2,796.22	5.12%

Internal Use

Customer	Phase	Jul - Aug KW	Sept - Jun KW	Jan - Dec KWH	Jan - Dec KVAR	Distribution 7/22 Prices	Distribution 8/23 Prices	Distribution % Difference
MGS-S Customer 4038	3	58.15	195.02	92,327	-	\$ 1,823.84	\$ 1,916.57	5.08%
MGS-S Customer 4039	3	46.51	179.52	82,621	-	\$ 1,687.63	\$ 1,773.38	5.08%
MGS-S Customer 4040	3	272.64	1,185.04	422,880	-	\$ 7,588.16	\$ 7,978.55	5.14%
MGS-S Customer 4041	1	44.24	273.44	124,640	-	\$ 1,969.86	\$ 2,070.68	5.12%
MGS-S Customer 4042	3	42.32	246.76	100,760	-	\$ 1,975.03	\$ 2,075.74	5.10%
MGS-S Customer 4043	3	43.60	150.40	53,760	-	\$ 1,536.95	\$ 1,614.89	5.07%
MGS-S Customer 4044	3	174.24	257.20	47,840	-	\$ 2,755.42	\$ 2,895.57	5.09%
MGS-S Customer 4045	3	175.44	458.72	163,680	-	\$ 3,693.10	\$ 3,881.95	5.11%
MGS-S Customer 4046	3	92.20	370.20	157,700	-	\$ 2,822.15	\$ 2,966.46	5.11%
MGS-S Customer 4047	3	197.44	916.00	435,520	-	\$ 5,927.83	\$ 6,232.60	5.14%
MGS-S Customer 4048	1	58.71	290.04	121,103	-	\$ 2,126.87	\$ 2,235.71	5.12%
MGS-S Customer 4049	3	62.75	341.05	81,070	-	\$ 2,524.03	\$ 2,653.10	5.11%
MGS-S Customer 4050	3	49.42	208.85	90,972	-	\$ 1,839.29	\$ 1,932.89	5.09%
MGS-S Customer 4051	1	126.72	598.16	64,400	-	\$ 3,927.84	\$ 4,129.68	5.14%
MGS-S Customer 4052	3	149.27	615.26	354,648	-	\$ 4,271.07	\$ 4,490.17	5.13%
MGS-S Customer 4053	3	118.08	377.16	146,560	-	\$ 2,997.94	\$ 3,151.16	5.11%
MGS-S Customer 4054	1	31.42	144.40	84,189	-	\$ 1,302.55	\$ 1,368.80	5.09%
MGS-S Customer 4055	3	34.59	164.37	54,231	-	\$ 1,551.48	\$ 1,630.26	5.08%
MGS-S Customer 4056	3	114.36	528.48	319,440	-	\$ 3,676.40	\$ 3,864.89	5.13%
MGS-S Customer 4057	3	386.40	1,663.60	707,600	-	\$ 10,430.47	\$ 10,967.57	5.15%
MGS-S Customer 4058	3	53.40	184.80	60,960	-	\$ 1,750.27	\$ 1,839.21	5.08%
MGS-S Customer 4059	3	79.76	266.24	65,120	-	\$ 2,272.82	\$ 2,388.69	5.10%
MGS-S Customer 4060	3	99.48	377.20	85,400	232.62	\$ 3,290.35	\$ 3,438.37	4.50%
MGS-S Customer 4061	3	23.60	183.60	47,680	-	\$ 1,579.33	\$ 1,659.64	5.09%
MGS-S Customer 4062	3	158.96	681.84	284,080	-	\$ 4,632.45	\$ 4,870.24	5.13%
MGS-S Customer 4063	3	45.80	213.21	24,901	-	\$ 1,839.34	\$ 1,932.97	5.09%
MGS-S Customer 4064	3	45.46	272.80	111,932	-	\$ 2,112.76	\$ 2,220.60	5.10%
MGS-S Customer 4065	3	46.44	262.78	125,273	-	\$ 2,071.91	\$ 2,177.62	5.10%
MGS-S Customer 4066	3	91.28	338.72	176,240	-	\$ 2,671.61	\$ 2,808.10	5.11%
MGS-S Customer 4067	3	101.52	658.48	220,160	-	\$ 4,205.73	\$ 4,421.83	5.14%
MGS-S Customer 4068	1	3.24	181.20	24,720	-	\$ 1,316.17	\$ 1,383.36	5.10%
MGS-S Customer 4069	1	40.63	251.00	58,093	-	\$ 1,846.16	\$ 1,940.57	5.11%
MGS-S Customer 4070	3	12.84	246.36	63,280	7.54	\$ 1,822.38	\$ 1,914.74	5.07%
MGS-S Customer 4071	3	12.22	56.30	33,240	-	\$ 928.05	\$ 974.62	5.02%
MGS-S Customer 4072	3	204.84	765.08	303,920	-	\$ 5,271.65	\$ 5,542.27	5.13%
MGS-S Customer 4073	3	467.20	1,773.92	1,199,680	-	\$ 11,388.59	\$ 11,974.79	5.15%
MGS-S Customer 4074	1	89.87	477.99	219,786	-	\$ 3,168.13	\$ 3,330.81	5.13%
MGS-S Customer 4075	3	323.90	985.23	517,303	-	\$ 6,949.53	\$ 7,306.31	5.13%
MGS-S Customer 4076	1	45.43	202.09	90,319	-	\$ 1,646.83	\$ 1,730.85	5.10%
MGS-S Customer 4077	1	47.88	196.04	100,883	-	\$ 1,632.48	\$ 1,715.73	5.10%

Internal Use

Customer	Phase	Jul - Aug KW	Sept - Jun KW	Jan - Dec KWH	Jan - Dec KVAR	Distribution 7/22 Prices	Distribution 8/23 Prices	Distribution % Difference
MGS-S Customer 4078	1	79.50	429.07	95,590	-	\$ 2,884.57	\$ 3,032.61	5.13%
MGS-S Customer 4079	3	63.07	249.01	125,616	-	\$ 2,100.58	\$ 2,207.65	5.10%
MGS-S Customer 4080	1	68.40	236.90	10,604	-	\$ 1,935.14	\$ 2,033.95	5.11%
MGS-S Customer 4081	1	29.39	153.56	66,234	-	\$ 1,333.60	\$ 1,401.49	5.09%
MGS-S Customer 4082	3	41.10	217.61	93,333	-	\$ 1,833.58	\$ 1,926.96	5.09%
MGS-S Customer 4083	1	37.88	54.55	19,773	-	\$ 923.30	\$ 969.79	5.04%
MGS-S Customer 4084	1	46.99	38.52	22,679	-	\$ 899.80	\$ 945.00	5.02%
MGS-S Customer 4085	3	153.20	437.52	246,480	-	\$ 3,471.72	\$ 3,649.26	5.11%
MGS-S Customer 4086	3	44.55	225.20	19,900	143.58	\$ 2,131.87	\$ 2,228.04	4.51%
MGS-S Customer 4087	3	106.74	340.96	152,393	-	\$ 2,767.76	\$ 2,909.12	5.11%
MGS-S Customer 4088	3	173.96	858.52	185,400	110.04	\$ 5,719.03	\$ 6,003.42	4.97%
MGS-S Customer 4089	3	21.24	129.06	41,040	-	\$ 1,314.26	\$ 1,380.82	5.06%
MGS-S Customer 4090	3	29.80	211.45	69,282	-	\$ 1,742.41	\$ 1,831.14	5.09%
MGS-S Customer 4091	1	54.28	204.24	92,160	-	\$ 1,705.88	\$ 1,792.90	5.10%
MGS-S Customer 4092	3	34.11	167.99	61,285	-	\$ 1,565.54	\$ 1,645.05	5.08%
MGS-S Customer 4093	3	200.80	687.20	312,000	-	\$ 4,889.42	\$ 5,140.22	5.13%
MGS-S Customer 4094	3	69.28	426.24	185,120	-	\$ 2,953.85	\$ 3,105.19	5.12%
MGS-S Customer 4095	3	569.84	2,590.88	606,240	44.80	\$ 15,808.76	\$ 16,619.76	5.13%
MGS-S Customer 4096	3	95.74	374.33	172,133	-	\$ 2,860.88	\$ 3,007.17	5.11%
MGS-S Customer 4097	3	95.60	534.84	244,320	-	\$ 3,601.66	\$ 3,786.43	5.13%
MGS-S Customer 4098	3	123.92	379.00	146,760	-	\$ 3,038.86	\$ 3,194.15	5.11%
MGS-S Customer 4099	3	69.12	494.16	159,440	-	\$ 3,266.76	\$ 3,434.35	5.13%
MGS-S Customer 4100	3	44.23	172.83	62,561	-	\$ 1,644.07	\$ 1,727.57	5.08%
MGS-S Customer 4101	3	34.56	123.15	47,000	-	\$ 1,360.88	\$ 1,429.75	5.06%
MGS-S Customer 4102	3	43.91	177.53	63,916	-	\$ 1,664.01	\$ 1,748.55	5.08%
MGS-S Customer 4103	3	26.86	139.68	59,345	-	\$ 1,394.51	\$ 1,465.20	5.07%
MGS-S Customer 4104	3	57.96	211.09	89,221	-	\$ 1,897.03	\$ 1,993.56	5.09%
MGS-S Customer 4105	3	84.40	296.96	89,360	-	\$ 2,440.50	\$ 2,565.04	5.10%
MGS-S Customer 4106	3	145.68	475.04	146,000	-	\$ 3,603.33	\$ 3,787.77	5.12%
MGS-S Customer 4107	1	51.05	286.57	64,329	-	\$ 2,068.32	\$ 2,174.19	5.12%
MGS-S Customer 4108	3	51.48	110.55	35,161	-	\$ 1,396.58	\$ 1,467.16	5.05%
MGS-S Customer 4109	3	43.11	146.99	61,177	-	\$ 1,518.47	\$ 1,595.46	5.07%
MGS-S Customer 4110	3	56.06	169.55	53,971	-	\$ 1,694.57	\$ 1,780.60	5.08%
MGS-S Customer 4111	3	164.08	942.88	429,440	-	\$ 5,866.87	\$ 6,168.74	5.15%
MGS-S Customer 4112	3	312.84	1,376.16	478,680	-	\$ 8,694.24	\$ 9,141.75	5.15%
MGS-S Customer 4113	1	47.38	214.43	103,203	-	\$ 1,714.67	\$ 1,802.20	5.10%
MGS-S Customer 4114	3	139.19	543.29	55,377	-	\$ 3,882.62	\$ 4,081.63	5.13%
MGS-S Customer 4115	1	123.05	133.12	50,804	-	\$ 1,758.98	\$ 1,848.18	5.07%
MGS-S Customer 4116	3	63.68	138.80	60,320	-	\$ 1,594.80	\$ 1,675.58	5.07%
MGS-S Customer 4117	3	194.76	796.68	307,320	-	\$ 5,361.70	\$ 5,637.08	5.14%

Internal Use

Customer	Phase	Jul - Aug KW	Sept - Jun KW	Jan - Dec KWH	Jan - Dec KVAR	Distribution 7/22 Prices	Distribution 8/23 Prices	Distribution % Difference
MGS-S Customer 4118	3	76.28	258.24	100,880	-	\$ 2,216.54	\$ 2,329.52	5.10%
MGS-S Customer 4119	1	111.75	505.71	231,299	-	\$ 3,417.63	\$ 3,593.09	5.13%
MGS-S Customer 4120	1	34.06	72.45	30,457	-	\$ 984.79	\$ 1,034.52	5.05%
MGS-S Customer 4121	3	73.24	225.88	85,400	-	\$ 2,050.17	\$ 2,154.53	5.09%
MGS-S Customer 4122	1	51.35	230.73	41,851	-	\$ 1,812.01	\$ 1,904.56	5.11%
MGS-S Customer 4123	1	45.01	185.61	76,556	-	\$ 1,568.36	\$ 1,648.31	5.10%
MGS-S Customer 4124	3	-	121.97	42,139	-	\$ 1,163.62	\$ 1,222.53	5.06%
MGS-S Customer 4125	3	127.44	605.84	264,240	-	\$ 4,106.39	\$ 4,317.12	5.13%
MGS-S Customer 4126	3	149.28	681.92	231,840	-	\$ 4,579.09	\$ 4,814.19	5.13%
MGS-S Customer 4127	3	285.12	2,081.12	806,160	11.00	\$ 11,816.01	\$ 12,424.95	5.15%
MGS-S Customer 4128	3	70.26	309.67	118,643	-	\$ 2,420.74	\$ 2,544.37	5.11%
MGS-S Customer 4129	3	152.32	635.32	289,720	-	\$ 4,380.67	\$ 4,605.44	5.13%
MGS-S Customer 4130	3	68.56	132.24	88,480	-	\$ 1,591.58	\$ 1,672.15	5.06%
MGS-S Customer 4131	1	-	79.02	22,323	-	\$ 826.11	\$ 867.88	5.06%
MGS-S Customer 4132	3	2.00	172.55	6,042	-	\$ 1,408.40	\$ 1,480.01	5.08%
MGS-S Customer 4133	3	81.92	530.16	253,760	45.40	\$ 3,581.30	\$ 3,761.11	5.02%
MGS-S Customer 4134	3	266.16	1,351.20	433,920	154.32	\$ 8,582.20	\$ 9,010.65	4.99%
MGS-S Customer 4135	3	88.85	291.98	91,840	-	\$ 2,442.19	\$ 2,566.78	5.10%
MGS-S Customer 4136	3	131.60	512.16	223,840	-	\$ 3,696.68	\$ 3,886.09	5.12%
MGS-S Customer 4137	3	25.64	186.84	98,120	110.80	\$ 1,793.98	\$ 1,875.64	4.55%
MGS-S Customer 4138	3	265.56	1,007.52	546,000	6.72	\$ 6,740.14	\$ 7,085.95	5.13%
MGS-S Customer 4139	3	102.93	385.79	166,266	-	\$ 2,953.73	\$ 3,104.78	5.11%
MGS-S Customer 4140	3	56.56	178.68	25,600	-	\$ 1,739.53	\$ 1,827.89	5.08%
MGS-S Customer 4141	3	176.04	782.28	363,720	-	\$ 5,191.28	\$ 5,457.95	5.14%
MGS-S Customer 4142	1	66.06	284.11	30,809	-	\$ 2,140.26	\$ 2,249.74	5.12%
MGS-S Customer 4143	3	129.32	639.44	140,880	-	\$ 4,272.06	\$ 4,491.37	5.13%
MGS-S Customer 4144	3	73.48	262.40	81,480	-	\$ 2,220.22	\$ 2,333.41	5.10%
MGS-S Customer 4145	3	63.12	473.92	99,040	-	\$ 3,139.95	\$ 3,301.00	5.13%
MGS-S Customer 4146	3	68.59	279.49	90,451	-	\$ 2,272.04	\$ 2,387.96	5.10%
MGS-S Customer 4147	1	70.56	227.92	117,040	-	\$ 1,905.64	\$ 2,002.90	5.10%
MGS-S Customer 4148	3	33.60	233.76	83,520	-	\$ 1,866.57	\$ 1,961.72	5.10%
MGS-S Customer 4149	3	105.20	510.04	273,560	-	\$ 3,540.36	\$ 3,721.87	5.13%
MGS-S Customer 4150	1	54.20	284.03	119,446	-	\$ 2,074.07	\$ 2,180.21	5.12%
MGS-S Customer 4151	1	52.69	248.84	104,186	-	\$ 1,903.11	\$ 2,000.39	5.11%
MGS-S Customer 4152	3	85.91	322.37	103,496	-	\$ 2,566.27	\$ 2,697.33	5.11%
MGS-S Customer 4153	3	10.16	57.12	30,080	-	\$ 920.40	\$ 966.60	5.02%
MGS-S Customer 4154	3	443.76	1,368.48	582,480	-	\$ 9,385.37	\$ 9,867.69	5.14%
MGS-S Customer 4155	3	64.88	295.04	150,400	-	\$ 2,323.29	\$ 2,441.90	5.11%
MGS-S Customer 4156	3	25.96	97.97	50,492	-	\$ 1,196.82	\$ 1,257.24	5.05%
MGS-S Customer 4157	3	90.03	268.85	130,955	-	\$ 2,341.87	\$ 2,461.25	5.10%

Internal Use

Customer	Phase	Jul - Aug KW	Sept - Jun KW	Jan - Dec KWH	Jan - Dec KVAR	Distribution 7/22 Prices	Distribution 8/23 Prices	Distribution % Difference
MGS-S Customer 4158	3	16.90	55.31	26,910	-	\$ 949.45	\$ 997.09	5.02%
MGS-S Customer 4159	3	54.00	230.40	127,040	-	\$ 1,964.27	\$ 2,064.32	5.09%
MGS-S Customer 4160	3	17.40	66.53	29,544	-	\$ 1,004.06	\$ 1,054.54	5.03%
MGS-S Customer 4161	3	53.76	236.71	106,787	-	\$ 1,992.09	\$ 2,093.59	5.10%
MGS-S Customer 4162	3	54.10	265.29	65,481	-	\$ 2,126.01	\$ 2,234.47	5.10%
MGS-S Customer 4163	3	222.56	808.96	409,200	-	\$ 5,572.72	\$ 5,858.83	5.13%
MGS-S Customer 4164	3	38.37	146.37	84,524	-	\$ 1,489.30	\$ 1,564.82	5.07%
MGS-S Customer 4165	3	54.00	243.56	100,800	-	\$ 2,025.07	\$ 2,128.28	5.10%
MGS-S Customer 4166	3	74.00	322.59	76,621	-	\$ 2,501.19	\$ 2,628.97	5.11%
MGS-S Customer 4167	3	657.12	2,616.48	1,721,280	-	\$ 16,335.27	\$ 17,176.86	5.15%
MGS-S Customer 4168	3	94.15	342.20	105,580	-	\$ 2,703.62	\$ 2,841.75	5.11%
MGS-S Customer 4169	3	34.16	121.31	48,018	-	\$ 1,350.16	\$ 1,418.48	5.06%
MGS-S Customer 4170	3	136.40	565.20	243,800	-	\$ 3,968.36	\$ 4,171.84	5.13%
MGS-S Customer 4171	3	61.85	257.35	111,565	-	\$ 2,132.34	\$ 2,241.07	5.10%
MGS-S Customer 4172	3	114.00	437.04	244,080	-	\$ 3,251.94	\$ 3,418.39	5.12%
MGS-S Customer 4173	3	46.65	214.30	82,546	-	\$ 1,849.09	\$ 1,943.23	5.09%
MGS-S Customer 4174	3	55.52	201.26	85,804	-	\$ 1,838.08	\$ 1,931.57	5.09%
MGS-S Customer 4175	3	163.12	741.44	360,960	-	\$ 4,930.89	\$ 5,184.15	5.14%
MGS-S Customer 4176	3	293.92	1,628.56	403,920	-	\$ 9,755.32	\$ 10,258.12	5.15%
MGS-S Customer 4177	3	42.61	147.43	60,076	-	\$ 1,517.73	\$ 1,594.69	5.07%
MGS-S Customer 4178	1	44.72	187.92	85,040	-	\$ 1,577.43	\$ 1,657.85	5.10%
MGS-S Customer 4179	3	145.92	496.80	190,960	-	\$ 3,705.19	\$ 3,894.92	5.12%
MGS-S Customer 4180	3	22.72	132.96	84,640	-	\$ 1,340.49	\$ 1,408.40	5.07%
MGS-S Customer 4181	1	67.52	253.29	104,194	-	\$ 2,005.98	\$ 2,108.47	5.11%
MGS-S Customer 4182	3	275.76	1,365.24	528,840	-	\$ 8,438.00	\$ 8,872.51	5.15%
MGS-S Customer 4183	1	26.04	189.83	36,437	-	\$ 1,482.58	\$ 1,558.23	5.10%
MGS-S Customer 4184	1	95.20	393.92	176,160	-	\$ 2,809.31	\$ 2,953.31	5.13%
MGS-S Customer 4185	3	70.00	311.10	57,100	177.95	\$ 2,728.42	\$ 2,852.32	4.54%
MGS-S Customer 4186	3	196.40	1,156.40	376,600	-	\$ 7,032.71	\$ 7,394.88	5.15%
MGS-S Customer 4187	3	224.00	845.20	344,400	-	\$ 5,748.14	\$ 6,043.35	5.14%
MGS-S Customer 4188	3	214.80	1,170.90	499,500	-	\$ 7,201.82	\$ 7,572.62	5.15%
MGS-S Customer 4189	3	71.72	221.52	76,920	-	\$ 2,021.59	\$ 2,124.47	5.09%
MGS-S Customer 4190	3	167.20	656.84	290,360	-	\$ 4,562.68	\$ 4,796.78	5.13%
MGS-S Customer 4191	3	74.39	241.51	67,163	-	\$ 2,128.76	\$ 2,237.19	5.09%
MGS-S Customer 4192	1	45.20	95.42	29,495	-	\$ 1,152.74	\$ 1,211.10	5.06%
MGS-S Customer 4193	1	114.12	499.20	216,480	-	\$ 3,400.71	\$ 3,575.27	5.13%
MGS-S Customer 4194	3	40.48	199.68	59,440	-	\$ 1,747.31	\$ 1,836.20	5.09%
MGS-S Customer 4195	3	96.96	432.64	219,920	-	\$ 3,137.04	\$ 3,297.67	5.12%
MGS-S Customer 4196	1	60.48	238.71	134,190	-	\$ 1,899.54	\$ 1,996.57	5.11%
MGS-S Customer 4197	3	54.78	175.59	63,058	-	\$ 1,715.37	\$ 1,802.49	5.08%

Internal Use

Customer	Phase	Jul - Aug KW	Sept - Jun KW	Jan - Dec KWH	Jan - Dec KVAR	Distribution 7/22 Prices	Distribution 8/23 Prices	Distribution % Difference
MGS-S Customer 4198	3	72.48	293.44	128,640	-	\$ 2,358.08	\$ 2,478.44	5.10%
MGS-S Customer 4199	1	32.91	196.30	46,184	-	\$ 1,550.60	\$ 1,629.72	5.10%
MGS-S Customer 4200	3	59.37	205.72	37,630	-	\$ 1,880.05	\$ 1,975.69	5.09%
MGS-S Customer 4201	3	38.96	200.79	48,363	-	\$ 1,744.00	\$ 1,832.74	5.09%
MGS-S Customer 4202	3	54.80	226.44	71,143	-	\$ 1,950.41	\$ 2,049.74	5.09%
MGS-S Customer 4203	3	36.28	196.76	51,400	-	\$ 1,710.51	\$ 1,797.53	5.09%
MGS-S Customer 4204	1	47.59	225.57	86,697	-	\$ 1,767.30	\$ 1,857.56	5.11%
MGS-S Customer 4205	3	47.05	153.16	36,386	-	\$ 1,568.85	\$ 1,648.42	5.07%
MGS-S Customer 4206	3	68.40	368.72	209,880	-	\$ 2,683.23	\$ 2,820.51	5.12%
MGS-S Customer 4207	1	-	-	129,924	-	\$ 461.04	\$ 483.84	4.95%
MGS-S Customer 4208	3	62.37	199.40	84,800	-	\$ 1,867.50	\$ 1,962.46	5.08%
MGS-S Customer 4209	3	66.88	206.88	52,880	-	\$ 1,927.09	\$ 2,025.11	5.09%
MGS-S Customer 4210	3	55.41	220.00	59,197	-	\$ 1,924.05	\$ 2,022.00	5.09%
MGS-S Customer 4211	3	57.83	189.28	77,777	-	\$ 1,795.55	\$ 1,886.81	5.08%
MGS-S Customer 4212	1	-	81.92	20,931	-	\$ 839.51	\$ 881.97	5.06%
MGS-S Customer 4213	3	24.24	175.91	39,216	-	\$ 1,547.36	\$ 1,626.00	5.08%
MGS-S Customer 4214	1	46.55	152.50	45,599	-	\$ 1,423.94	\$ 1,496.38	5.09%
MGS-S Customer 4215	1	86.56	411.52	131,920	-	\$ 2,842.67	\$ 2,988.47	5.13%
MGS-S Customer 4216	3	107.62	509.38	155,168	-	\$ 3,550.75	\$ 3,732.77	5.13%
MGS-S Customer 4217	3	382.08	1,482.40	880,800	-	\$ 9,569.35	\$ 10,061.75	5.15%
MGS-S Customer 4218	3	142.28	688.28	177,400	-	\$ 4,569.63	\$ 4,804.29	5.14%
MGS-S Customer 4219	3	89.66	266.21	81,087	-	\$ 2,327.62	\$ 2,446.26	5.10%
MGS-S Customer 4220	3	95.84	299.44	101,040	-	\$ 2,515.44	\$ 2,643.79	5.10%
MGS-S Customer 4221	3	125.20	512.08	217,760	-	\$ 3,660.79	\$ 3,848.38	5.12%
MGS-S Customer 4222	3	125.12	360.96	116,960	-	\$ 2,962.17	\$ 3,113.48	5.11%
MGS-S Customer 4223	3	137.04	745.52	344,400	-	\$ 4,804.99	\$ 5,051.93	5.14%
MGS-S Customer 4224	3	67.36	286.16	67,560	44.98	\$ 2,372.49	\$ 2,489.67	4.94%
MGS-S Customer 4225	1	62.57	300.20	116,167	-	\$ 2,195.23	\$ 2,307.60	5.12%
MGS-S Customer 4226	3	109.60	414.10	141,128	-	\$ 3,121.54	\$ 3,281.25	5.12%
MGS-S Customer 4227	3	84.84	318.52	111,280	-	\$ 2,542.54	\$ 2,672.38	5.11%
MGS-S Customer 4228	3	60.63	391.88	118,567	-	\$ 2,747.10	\$ 2,887.77	5.12%
MGS-S Customer 4229	3	49.83	217.35	83,028	-	\$ 1,880.83	\$ 1,976.59	5.09%
MGS-S Customer 4230	3	107.76	716.64	214,720	-	\$ 4,509.06	\$ 4,740.87	5.14%
MGS-S Customer 4231	3	267.68	1,266.56	896,800	-	\$ 7,937.25	\$ 8,345.82	5.15%
MGS-S Customer 4232	3	67.16	233.42	97,399	-	\$ 2,051.26	\$ 2,155.72	5.09%
MGS-S Customer 4233	3	19.15	108.35	43,110	-	\$ 1,206.98	\$ 1,267.99	5.05%
MGS-S Customer 4234	1	84.43	342.16	154,322	-	\$ 2,510.41	\$ 2,638.96	5.12%
MGS-S Customer 4235	1	55.68	293.96	28,103	-	\$ 2,128.16	\$ 2,237.10	5.12%
MGS-S Customer 4236	1	40.43	189.37	70,450	-	\$ 1,560.32	\$ 1,639.89	5.10%
MGS-S Customer 4237	3	129.92	573.52	260,320	-	\$ 3,970.84	\$ 4,174.50	5.13%

Internal Use

Customer	Phase	Jul - Aug KW	Sept - Jun KW	Jan - Dec KWH	Jan - Dec KVAR	Distribution 7/22 Prices	Distribution 8/23 Prices	Distribution % Difference
MGS-S Customer 4238	3	229.32	1,206.80	858,760	-	\$ 7,448.26	\$ 7,831.74	5.15%
MGS-S Customer 4239	1	99.58	146.94	71,430	-	\$ 1,692.57	\$ 1,778.52	5.08%
MGS-S Customer 4240	1	75.80	262.40	70,960	-	\$ 2,094.02	\$ 2,201.02	5.11%
MGS-S Customer 4241	3	-	34.11	51,613	-	\$ 757.71	\$ 795.53	4.99%
MGS-S Customer 4242	1	72.94	362.40	235,719	-	\$ 2,540.15	\$ 2,670.34	5.13%
MGS-S Customer 4243	3	193.44	567.36	293,760	-	\$ 4,294.92	\$ 4,514.88	5.12%
MGS-S Customer 4244	1	8.42	170.69	53,978	-	\$ 1,296.36	\$ 1,362.48	5.10%
MGS-S Customer 4245	3	73.94	255.96	124,316	-	\$ 2,193.02	\$ 2,304.80	5.10%
MGS-S Customer 4246	3	82.98	323.48	142,775	-	\$ 2,555.14	\$ 2,685.65	5.11%
MGS-S Customer 4247	1	74.39	292.34	130,261	-	\$ 2,224.52	\$ 2,338.31	5.12%
MGS-S Customer 4248	3	34.08	233.04	86,240	-	\$ 1,865.91	\$ 1,961.02	5.10%
MGS-S Customer 4249	1	49.89	256.81	106,341	-	\$ 1,924.39	\$ 2,022.80	5.11%
MGS-S Customer 4250	1	37.32	199.96	85,180	-	\$ 1,591.98	\$ 1,673.22	5.10%
MGS-S Customer 4251	3	64.00	269.96	73,520	-	\$ 2,202.54	\$ 2,314.89	5.10%
MGS-S Customer 4252	1	86.08	140.80	56,080	-	\$ 1,589.28	\$ 1,669.97	5.08%
MGS-S Customer 4253	1	36.68	193.52	26,400	-	\$ 1,558.68	\$ 1,638.19	5.10%
MGS-S Customer 4254	1	75.23	216.11	129,026	-	\$ 1,876.99	\$ 1,972.73	5.10%
MGS-S Customer 4255	3	208.50	692.70	261,300	333.30	\$ 5,524.18	\$ 5,778.45	4.60%
MGS-S Customer 4256	1	61.97	320.01	130,889	-	\$ 2,283.42	\$ 2,400.37	5.12%
MGS-S Customer 4257	3	130.12	236.12	114,600	-	\$ 2,413.16	\$ 2,535.90	5.09%
MGS-S Customer 4258	1	54.76	253.56	69,560	-	\$ 1,936.41	\$ 2,035.39	5.11%
MGS-S Customer 4259	1	58.52	168.64	4,719	-	\$ 1,564.94	\$ 1,644.60	5.09%
MGS-S Customer 4260	1	32.09	115.87	48,179	-	\$ 1,174.46	\$ 1,234.05	5.07%
MGS-S Customer 4261	1	43.86	109.30	19,700	-	\$ 1,209.43	\$ 1,270.74	5.07%
MGS-S Customer 4262	3	30.25	104.45	42,406	-	\$ 1,250.57	\$ 1,313.74	5.05%
MGS-S Customer 4263	3	148.00	996.00	326,560	-	\$ 6,023.04	\$ 6,333.16	5.15%
MGS-S Customer 4264	1	13.11	101.03	41,930	-	\$ 1,000.56	\$ 1,051.28	5.07%
MGS-S Customer 4265	3	35.41	190.21	25,391	-	\$ 1,675.42	\$ 1,760.62	5.09%
MGS-S Customer 4266	3	26.96	167.70	82,319	-	\$ 1,524.52	\$ 1,601.96	5.08%
MGS-S Customer 4267	1	57.60	204.76	82,640	-	\$ 1,726.71	\$ 1,814.78	5.10%
MGS-S Customer 4268	3	664.48	2,983.36	1,513,600	-	\$ 18,071.11	\$ 19,002.81	5.16%
MGS-S Customer 4269	3	55.24	229.92	56,880	-	\$ 1,968.93	\$ 2,069.22	5.09%
MGS-S Customer 4270	1	72.56	283.10	150,656	-	\$ 2,171.67	\$ 2,282.73	5.11%
MGS-S Customer 4271	1	58.16	189.24	31,040	-	\$ 1,658.12	\$ 1,742.62	5.10%
MGS-S Customer 4272	3	120.72	472.64	161,280	-	\$ 3,453.71	\$ 3,630.59	5.12%
MGS-S Customer 4273	3	170.48	777.44	339,200	35.96	\$ 5,199.19	\$ 5,463.15	5.08%
MGS-S Customer 4274	3	42.72	128.75	46,306	-	\$ 1,432.04	\$ 1,504.54	5.06%
MGS-S Customer 4275	1	76.96	193.52	40,800	-	\$ 1,782.23	\$ 1,873.02	5.09%
MGS-S Customer 4276	1	105.04	323.04	74,640	-	\$ 2,536.46	\$ 2,666.20	5.12%
MGS-S Customer 4277	1	112.40	318.96	75,680	-	\$ 2,558.46	\$ 2,689.28	5.11%

Internal Use

Customer	Phase	Jul - Aug KW	Sept - Jun KW	Jan - Dec KWH	Jan - Dec KVAR	Distribution 7/22 Prices	Distribution 8/23 Prices	Distribution % Difference
MGS-S Customer 4278	3	165.84	1,064.04	347,520	-	\$ 6,436.40	\$ 6,767.84	5.15%
MGS-S Customer 4279	1	65.48	190.16	38,320	-	\$ 1,702.99	\$ 1,789.77	5.10%
MGS-S Customer 4280	3	52.72	273.76	31,320	-	\$ 2,157.49	\$ 2,267.59	5.10%
MGS-S Customer 4281	3	108.04	337.64	126,040	-	\$ 2,759.64	\$ 2,900.56	5.11%
MGS-S Customer 4282	1	94.53	353.19	208,556	-	\$ 2,617.42	\$ 2,751.45	5.12%
MGS-S Customer 4283	3	135.56	667.23	537,683	-	\$ 4,435.08	\$ 4,662.81	5.13%
MGS-S Customer 4284	3	147.60	481.36	210,160	-	\$ 3,643.18	\$ 3,829.68	5.12%
MGS-S Customer 4285	1	88.98	324.66	206,840	-	\$ 2,454.81	\$ 2,580.44	5.12%
MGS-S Customer 4286	1	97.57	395.62	234,247	-	\$ 2,830.32	\$ 2,975.39	5.13%
MGS-S Customer 4287	3	147.68	635.64	390,040	-	\$ 4,356.40	\$ 4,579.94	5.13%
MGS-S Customer 4288	3	19.07	100.89	54,512	-	\$ 1,172.07	\$ 1,231.26	5.05%
MGS-S Customer 4289	3	43.24	209.32	80,040	-	\$ 1,807.16	\$ 1,899.14	5.09%
MGS-S Customer 4290	3	10.00	101.20	30,160	-	\$ 1,123.16	\$ 1,179.89	5.05%
MGS-S Customer 4291	3	76.40	350.84	149,520	-	\$ 2,645.02	\$ 2,780.25	5.11%
MGS-S Customer 4292	3	53.55	286.59	41,200	-	\$ 2,221.37	\$ 2,334.78	5.11%
MGS-S Customer 4293	1	50.96	249.30	98,438	-	\$ 1,895.63	\$ 1,992.53	5.11%
MGS-S Customer 4294	3	55.52	277.12	63,320	-	\$ 2,188.55	\$ 2,300.24	5.10%
MGS-S Customer 4295	3	42.12	213.32	79,640	-	\$ 1,819.42	\$ 1,912.05	5.09%
MGS-S Customer 4296	1	52.33	346.84	172,490	-	\$ 2,353.87	\$ 2,474.57	5.13%
MGS-S Customer 4297	3	61.56	210.22	82,834	-	\$ 1,912.99	\$ 2,010.32	5.09%
MGS-S Customer 4298	3	63.64	162.36	65,164	-	\$ 1,703.43	\$ 1,789.85	5.07%
MGS-S Customer 4299	3	47.85	253.18	116,133	-	\$ 2,035.38	\$ 2,139.18	5.10%
MGS-S Customer 4300	1	41.12	276.56	86,920	-	\$ 1,966.96	\$ 2,067.65	5.12%
MGS-S Customer 4301	3	98.52	352.16	54,360	-	\$ 2,773.89	\$ 2,915.63	5.11%
MGS-S Customer 4302	3	75.09	298.70	134,193	-	\$ 2,396.86	\$ 2,519.22	5.11%
MGS-S Customer 4303	1	51.13	218.83	101,145	-	\$ 1,755.81	\$ 1,845.44	5.10%
MGS-S Customer 4304	3	73.68	250.20	97,920	-	\$ 2,164.97	\$ 2,275.29	5.10%
MGS-S Customer 4305	3	41.44	216.40	92,086	-	\$ 1,829.88	\$ 1,923.06	5.09%
MGS-S Customer 4306	3	106.72	398.84	144,640	-	\$ 3,035.06	\$ 3,190.30	5.11%
MGS-S Customer 4307	1	78.74	400.29	155,639	-	\$ 2,747.39	\$ 2,888.30	5.13%
MGS-S Customer 4308	1	261.68	260.56	149,040	-	\$ 3,117.15	\$ 3,275.76	5.09%
MGS-S Customer 4309	1	101.00	132.52	37,560	-	\$ 1,633.83	\$ 1,716.72	5.07%
MGS-S Customer 4310	3	85.20	579.76	232,400	-	\$ 3,751.47	\$ 3,944.11	5.14%
MGS-S Customer 4311	3	73.96	237.06	89,460	-	\$ 2,105.82	\$ 2,213.06	5.09%
MGS-S Customer 4312	3	36.10	276.50	122,800	-	\$ 2,077.91	\$ 2,184.01	5.11%
MGS-S Customer 4313	1	34.60	138.90	53,757	-	\$ 1,294.79	\$ 1,360.61	5.08%
MGS-S Customer 4314	1	29.60	438.32	97,680	-	\$ 2,650.36	\$ 2,786.64	5.14%
MGS-S Customer 4315	1	78.66	332.60	194,070	-	\$ 2,434.22	\$ 2,558.86	5.12%
MGS-S Customer 4316	3	90.84	355.20	85,440	-	\$ 2,745.31	\$ 2,885.63	5.11%
MGS-S Customer 4317	3	40.82	167.50	59,488	-	\$ 1,600.52	\$ 1,681.79	5.08%

Internal Use

Customer	Phase	Jul - Aug KW	Sept - Jun KW	Jan - Dec KWH	Jan - Dec KVAR	Distribution 7/22 Prices	Distribution 8/23 Prices	Distribution % Difference
MGS-S Customer 4318	3	44.34	197.18	65,838	-	\$ 1,757.18	\$ 1,846.56	5.09%
MGS-S Customer 4319	1	116.96	519.45	327,972	-	\$ 3,510.03	\$ 3,690.24	5.13%
MGS-S Customer 4320	3	34.62	342.22	61,580	-	\$ 2,373.32	\$ 2,494.78	5.12%
MGS-S Customer 4321	3	304.88	873.84	124,240	66.64	\$ 6,442.63	\$ 6,767.36	5.04%
MGS-S Customer 4322	1	40.48	168.10	71,255	-	\$ 1,462.33	\$ 1,536.80	5.09%
MGS-S Customer 4323	3	52.82	285.64	134,117	-	\$ 2,212.93	\$ 2,325.91	5.11%
MGS-S Customer 4324	3	70.25	191.65	73,476	-	\$ 1,875.43	\$ 1,970.74	5.08%
MGS-S Customer 4325	3	175.42	826.22	125,860	-	\$ 5,390.84	\$ 5,667.89	5.14%
MGS-S Customer 4326	1	40.55	233.62	129,976	-	\$ 1,765.42	\$ 1,855.64	5.11%
MGS-S Customer 4327	1	37.42	179.83	93,634	-	\$ 1,499.54	\$ 1,575.97	5.10%
MGS-S Customer 4328	3	-	73.28	19,520	35.68	\$ 999.33	\$ 1,046.56	4.73%
MGS-S Customer 4329	3	73.37	256.70	84,736	-	\$ 2,193.28	\$ 2,305.07	5.10%
MGS-S Customer 4330	3	98.06	449.19	322,945	-	\$ 3,219.61	\$ 3,384.51	5.12%
MGS-S Customer 4331	1	63.51	246.02	153,547	-	\$ 1,950.13	\$ 2,049.76	5.11%
MGS-S Customer 4332	3	42.12	307.80	71,400	-	\$ 2,255.92	\$ 2,371.23	5.11%
MGS-S Customer 4333	1	54.84	330.84	139,280	-	\$ 2,293.88	\$ 2,411.44	5.12%
MGS-S Customer 4334	1	80.99	321.09	175,270	-	\$ 2,393.97	\$ 2,516.51	5.12%
MGS-S Customer 4335	3	49.92	512.56	153,440	-	\$ 3,245.20	\$ 3,411.84	5.13%
MGS-S Customer 4336	3	230.16	923.76	428,880	-	\$ 6,145.28	\$ 6,461.07	5.14%
MGS-S Customer 4337	3	-	79.61	23,188	-	\$ 967.92	\$ 1,016.66	5.04%
MGS-S Customer 4338	3	423.60	1,193.88	495,000	144.60	\$ 8,712.65	\$ 9,147.42	4.99%
MGS-S Customer 4339	1	74.88	309.36	221,680	-	\$ 2,305.87	\$ 2,423.88	5.12%
MGS-S Customer 4340	3	46.01	186.43	71,078	-	\$ 1,716.78	\$ 1,804.05	5.08%
MGS-S Customer 4341	3	26.62	260.54	108,042	-	\$ 1,951.56	\$ 2,051.18	5.10%
MGS-S Customer 4342	3	346.20	1,165.50	729,900	-	\$ 7,906.14	\$ 8,312.44	5.14%
MGS-S Customer 4343	3	25.88	174.59	24,644	-	\$ 1,550.36	\$ 1,629.15	5.08%
MGS-S Customer 4344	3	52.93	197.13	93,847	-	\$ 1,804.62	\$ 1,896.39	5.09%
MGS-S Customer 4345	1	185.92	566.56	179,280	-	\$ 4,110.40	\$ 4,321.24	5.13%
MGS-S Customer 4346	1	34.74	140.24	71,392	-	\$ 1,301.76	\$ 1,367.94	5.08%
MGS-S Customer 4347	3	179.88	984.00	469,440	-	\$ 6,144.53	\$ 6,460.70	5.15%
MGS-S Customer 4348	3	52.41	158.73	49,769	-	\$ 1,624.33	\$ 1,706.74	5.07%
MGS-S Customer 4349	3	45.36	199.72	39,240	2.24	\$ 1,778.38	\$ 1,868.66	5.08%
MGS-S Customer 4350	1	58.18	196.01	53,606	-	\$ 1,689.51	\$ 1,775.64	5.10%
MGS-S Customer 4351	1	48.35	221.05	28,164	-	\$ 1,750.63	\$ 1,840.02	5.11%
MGS-S Customer 4352	3	223.04	887.12	556,400	-	\$ 5,936.49	\$ 6,241.49	5.14%
MGS-S Customer 4353	3	33.68	187.60	33,480	-	\$ 1,653.76	\$ 1,737.85	5.08%
MGS-S Customer 4354	1	61.71	112.99	40,727	-	\$ 1,325.54	\$ 1,392.74	5.07%
MGS-S Customer 4355	1	243.36	1,008.00	490,200	-	\$ 6,468.65	\$ 6,801.51	5.15%
MGS-S Customer 4356	3	158.88	645.16	280,800	-	\$ 4,462.54	\$ 4,691.51	5.13%
MGS-S Customer 4357	3	58.96	342.32	85,920	-	\$ 2,508.87	\$ 2,637.17	5.11%

Internal Use

Customer	Phase	Jul - Aug KW	Sept - Jun KW	Jan - Dec KWH	Jan - Dec KVAR	Distribution 7/22 Prices	Distribution 8/23 Prices	Distribution % Difference
MGS-S Customer 4358	3	77.71	303.34	162,259	-	\$ 2,432.84	\$ 2,557.04	5.11%
MGS-S Customer 4359	1	92.49	121.55	51,533	-	\$ 1,535.92	\$ 1,613.79	5.07%
MGS-S Customer 4360	3	9.44	38.48	34,400	-	\$ 830.29	\$ 871.81	5.00%
MGS-S Customer 4361	3	139.60	576.16	238,560	-	\$ 4,036.76	\$ 4,243.77	5.13%
MGS-S Customer 4362	1	58.11	196.86	108,502	-	\$ 1,693.04	\$ 1,779.36	5.10%
MGS-S Customer 4363	3	123.00	513.72	171,480	-	\$ 3,656.16	\$ 3,843.53	5.12%
MGS-S Customer 4364	1	42.22	197.40	39,555	-	\$ 1,607.35	\$ 1,689.35	5.10%
MGS-S Customer 4365	3	241.20	1,005.84	222,080	-	\$ 6,585.76	\$ 6,924.34	5.14%
MGS-S Customer 4366	3	53.53	222.13	89,649	-	\$ 1,923.45	\$ 2,021.39	5.09%
MGS-S Customer 4367	3	58.70	260.40	98,360	-	\$ 2,128.95	\$ 2,237.53	5.10%
MGS-S Customer 4368	1	151.96	473.71	12,217	-	\$ 3,492.96	\$ 3,672.00	5.13%
MGS-S Customer 4369	3	270.60	1,594.40	407,000	656.10	\$ 10,583.45	\$ 11,071.51	4.61%
MGS-S Customer 4370	3	153.36	785.28	249,240	-	\$ 5,079.26	\$ 5,340.31	5.14%
MGS-S Customer 4371	3	10.00	50.14	27,274	-	\$ 887.27	\$ 931.74	5.01%
MGS-S Customer 4372	3	54.82	276.81	211,146	-	\$ 2,183.23	\$ 2,294.66	5.10%
MGS-S Customer 4373	3	152.00	1,406.72	344,400	-	\$ 7,942.77	\$ 8,352.58	5.16%
MGS-S Customer 4374	1	43.08	62.27	31,573	-	\$ 987.82	\$ 1,037.63	5.04%
MGS-S Customer 4375	3	-	40.13	137,649	-	\$ 785.52	\$ 824.79	5.00%
MGS-S Customer 4376	1	71.02	309.13	240,399	-	\$ 2,283.38	\$ 2,400.26	5.12%
MGS-S Customer 4377	1	108.48	463.04	278,080	-	\$ 3,202.35	\$ 3,366.65	5.13%
MGS-S Customer 4378	3	81.76	347.56	141,080	-	\$ 2,659.62	\$ 2,795.56	5.11%
MGS-S Customer 4379	3	13.48	119.40	41,428	-	\$ 1,226.56	\$ 1,288.63	5.06%
MGS-S Customer 4380	1	38.57	145.04	55,886	-	\$ 1,345.19	\$ 1,413.60	5.09%
MGS-S Customer 4381	1	31.24	115.26	45,730	-	\$ 1,166.92	\$ 1,226.13	5.07%
MGS-S Customer 4382	3	85.52	419.33	349,691	-	\$ 3,012.06	\$ 3,166.29	5.12%
MGS-S Customer 4383	3	-	278.88	1,969,429	88.24	\$ 2,038.55	\$ 2,135.12	4.74%
MGS-S Customer 4384	1	45.52	58.82	62,101	-	\$ 985.42	\$ 1,035.09	5.04%
MGS-S Customer 4385	1	48.64	363.92	110,480	-	\$ 2,412.30	\$ 2,536.06	5.13%
MGS-S Customer 4386	3	58.60	260.54	97,794	-	\$ 2,129.04	\$ 2,237.62	5.10%
MGS-S Customer 4387	3	137.20	507.92	274,720	-	\$ 3,708.17	\$ 3,898.13	5.12%
MGS-S Customer 4388	3	190.56	542.08	262,880	-	\$ 4,162.14	\$ 4,375.23	5.12%
MGS-S Customer 4389	3	46.80	220.19	39,163	-	\$ 1,877.14	\$ 1,972.73	5.09%
MGS-S Customer 4390	3	57.96	202.54	84,420	-	\$ 1,857.53	\$ 1,952.01	5.09%
MGS-S Customer 4391	3	386.40	1,477.76	733,760	-	\$ 9,571.89	\$ 10,064.39	5.15%
MGS-S Customer 4392	3	108.39	496.78	104,828	-	\$ 3,496.81	\$ 3,676.02	5.12%
MGS-S Customer 4393	1	74.04	296.52	122,560	-	\$ 2,241.88	\$ 2,356.58	5.12%
MGS-S Customer 4394	1	51.36	237.93	116,627	-	\$ 1,845.32	\$ 1,939.61	5.11%
MGS-S Customer 4395	3	36.67	82.34	23,794	-	\$ 1,184.05	\$ 1,243.72	5.04%
MGS-S Customer 4396	1	57.20	108.62	38,601	-	\$ 1,280.32	\$ 1,345.21	5.07%
MGS-S Customer 4397	3	119.40	558.16	153,640	-	\$ 3,841.49	\$ 4,038.52	5.13%

Internal Use

Customer	Phase	Jul - Aug KW	Sept - Jun KW	Jan - Dec KWH	Jan - Dec KVAR	Distribution 7/22 Prices	Distribution 8/23 Prices	Distribution % Difference
MGS-S Customer 4398	1	28.25	170.41	82,116	-	\$ 1,405.12	\$ 1,476.73	5.10%
MGS-S Customer 4399	1	85.74	359.15	191,238	-	\$ 2,596.17	\$ 2,729.17	5.12%
MGS-S Customer 4400	3	171.84	621.12	342,080	-	\$ 4,423.41	\$ 4,650.23	5.13%
MGS-S Customer 4401	3	50.16	190.65	60,591	-	\$ 1,759.31	\$ 1,848.75	5.08%
MGS-S Customer 4402	3	248.80	1,632.00	497,600	-	\$ 9,520.80	\$ 10,011.78	5.16%
MGS-S Customer 4403	3	98.32	350.96	171,280	-	\$ 2,767.23	\$ 2,908.63	5.11%
MGS-S Customer 4404	1	34.87	180.40	84,329	-	\$ 1,488.02	\$ 1,563.88	5.10%
MGS-S Customer 4405	3	23.40	103.93	36,317	-	\$ 1,210.15	\$ 1,271.28	5.05%
MGS-S Customer 4406	1	49.04	225.45	90,583	-	\$ 1,774.79	\$ 1,865.43	5.11%
MGS-S Customer 4407	1	24.45	181.36	62,090	-	\$ 1,434.62	\$ 1,507.79	5.10%
MGS-S Customer 4408	3	60.29	220.15	103,312	-	\$ 1,951.82	\$ 2,051.18	5.09%
MGS-S Customer 4409	3	48.25	190.45	65,680	-	\$ 1,747.79	\$ 1,836.64	5.08%
MGS-S Customer 4410	3	79.56	196.47	10,797	-	\$ 1,949.37	\$ 2,048.44	5.08%
MGS-S Customer 4411	3	50.70	251.10	169,600	6.25	\$ 2,052.21	\$ 2,156.31	5.07%
MGS-S Customer 4412	1	69.83	324.17	173,639	-	\$ 2,346.26	\$ 2,466.42	5.12%
MGS-S Customer 4413	3	279.20	787.84	287,680	-	\$ 5,789.50	\$ 6,086.40	5.13%
MGS-S Customer 4414	1	64.04	269.23	142,691	-	\$ 2,060.30	\$ 2,165.65	5.11%
MGS-S Customer 4415	3	402.56	1,573.60	883,440	-	\$ 10,104.36	\$ 10,624.38	5.15%
MGS-S Customer 4416	1	17.61	74.95	28,154	-	\$ 905.04	\$ 950.76	5.05%
MGS-S Customer 4417	3	46.19	205.64	103,650	-	\$ 1,806.53	\$ 1,898.46	5.09%
MGS-S Customer 4418	3	83.88	559.60	134,000	-	\$ 3,651.01	\$ 3,838.44	5.13%
MGS-S Customer 4419	3	31.26	100.80	36,625	-	\$ 1,239.31	\$ 1,301.89	5.05%
MGS-S Customer 4420	3	43.46	169.56	65,612	-	\$ 1,624.69	\$ 1,707.19	5.08%
MGS-S Customer 4421	3	31.68	115.14	45,474	-	\$ 1,307.89	\$ 1,374.03	5.06%
MGS-S Customer 4422	3	171.76	456.12	132,240	170.42	\$ 3,950.38	\$ 4,137.58	4.74%
MGS-S Customer 4423	3	156.10	717.34	447,520	39.26	\$ 4,847.33	\$ 5,092.84	5.06%
MGS-S Customer 4424	1	81.63	647.13	267,748	-	\$ 3,903.83	\$ 4,104.79	5.15%
MGS-S Customer 4425	3	93.68	619.32	118,000	-	\$ 3,981.30	\$ 4,185.81	5.14%
MGS-S Customer 4426	3	37.68	120.24	75,360	-	\$ 1,364.75	\$ 1,433.80	5.06%
MGS-S Customer 4427	3	611.04	2,860.92	1,549,440	-	\$ 17,208.84	\$ 18,096.19	5.16%
MGS-S Customer 4428	3	240.88	418.56	90,000	-	\$ 3,870.75	\$ 4,068.29	5.10%
MGS-S Customer 4429	3	82.08	386.48	226,360	-	\$ 2,841.20	\$ 2,986.58	5.12%
MGS-S Customer 4430	1	56.86	166.50	60,344	-	\$ 1,545.84	\$ 1,624.52	5.09%
MGS-S Customer 4431	1	114.87	535.18	263,710	-	\$ 3,571.10	\$ 3,754.51	5.14%
MGS-S Customer 4432	1	46.40	141.52	-	-	\$ 1,372.38	\$ 1,442.14	5.08%
MGS-S Customer 4433	1	56.56	228.29	145,399	-	\$ 1,829.65	\$ 1,923.07	5.11%
MGS-S Customer 4434	1	12.47	136.25	52,407	-	\$ 1,159.72	\$ 1,218.72	5.09%
MGS-S Customer 4435	3	-	89.09	15,290	-	\$ 1,011.72	\$ 1,062.74	5.04%
MGS-S Customer 4436	3	191.84	828.80	150,720	-	\$ 5,493.89	\$ 5,776.16	5.14%
MGS-S Customer 4437	3	45.60	257.04	78,350	-	\$ 2,040.72	\$ 2,144.82	5.10%

Internal Use

Customer	Phase	Jul - Aug KW	Sept - Jun KW	Jan - Dec KWH	Jan - Dec KVAR	Distribution 7/22 Prices	Distribution 8/23 Prices	Distribution % Difference
MGS-S Customer 4438	3	62.73	308.86	127,476	-	\$ 2,375.20	\$ 2,496.54	5.11%
MGS-S Customer 4439	3	-	197.63	25,792	-	\$ 1,513.17	\$ 1,590.24	5.09%
MGS-S Customer 4440	3	121.76	773.68	187,520	-	\$ 4,850.29	\$ 5,099.71	5.14%
MGS-S Customer 4441	1	18.85	93.78	54,366	-	\$ 998.92	\$ 1,049.51	5.06%
MGS-S Customer 4442	3	-	37.17	11,727	-	\$ 771.85	\$ 810.41	5.00%
MGS-S Customer 4443	3	71.94	209.50	52,400	-	\$ 1,967.28	\$ 2,067.34	5.09%
MGS-S Customer 4444	1	41.59	237.10	78,572	-	\$ 1,787.27	\$ 1,878.62	5.11%
MGS-S Customer 4445	3	73.68	407.72	123,440	-	\$ 2,892.71	\$ 3,040.83	5.12%
MGS-S Customer 4446	3	70.66	261.27	136,107	-	\$ 2,199.35	\$ 2,311.48	5.10%
MGS-S Customer 4447	3	66.48	292.31	45,963	-	\$ 2,319.56	\$ 2,437.97	5.10%
MGS-S Customer 4448	3	493.32	2,075.40	1,190,280	-	\$ 12,926.39	\$ 13,592.26	5.15%
MGS-S Customer 4449	3	184.36	1,095.24	144,080	-	\$ 6,683.33	\$ 7,027.45	5.15%
MGS-S Customer 4450	3	115.44	490.00	197,280	-	\$ 3,504.61	\$ 3,684.18	5.12%
MGS-S Customer 4451	1	77.46	307.41	85,839	-	\$ 2,311.18	\$ 2,429.44	5.12%
MGS-S Customer 4452	3	282.80	1,366.80	806,000	-	\$ 8,484.28	\$ 8,921.13	5.15%
MGS-S Customer 4453	3	60.98	218.23	66,273	-	\$ 1,946.78	\$ 2,045.87	5.09%
MGS-S Customer 4454	3	438.24	1,580.40	661,680	322.80	\$ 10,882.56	\$ 11,414.20	4.89%
MGS-S Customer 4455	3	46.36	159.76	16,080	-	\$ 1,595.51	\$ 1,676.47	5.07%
MGS-S Customer 4456	3	111.30	489.33	271,323	-	\$ 3,478.54	\$ 3,656.78	5.12%
MGS-S Customer 4457	3	150.00	546.88	184,080	-	\$ 3,959.21	\$ 4,162.10	5.12%
MGS-S Customer 4458	1	47.02	199.85	71,213	-	\$ 1,645.31	\$ 1,729.24	5.10%
MGS-S Customer 4459	3	255.36	1,194.60	611,400	-	\$ 7,536.42	\$ 7,924.26	5.15%
MGS-S Customer 4460	1	26.06	117.80	47,643	-	\$ 1,149.91	\$ 1,208.28	5.08%
MGS-S Customer 4461	3	176.16	636.36	350,880	-	\$ 4,517.79	\$ 4,749.48	5.13%
MGS-S Customer 4462	3	39.13	184.92	70,334	-	\$ 1,671.62	\$ 1,756.60	5.08%
MGS-S Customer 4463	3	176.88	500.52	210,360	-	\$ 3,894.21	\$ 4,093.50	5.12%
MGS-S Customer 4464	3	59.84	220.00	116,800	-	\$ 1,948.63	\$ 2,047.83	5.09%
MGS-S Customer 4465	3	39.28	139.80	43,400	-	\$ 1,464.00	\$ 1,538.19	5.07%
MGS-S Customer 4466	3	27.96	155.40	46,200	-	\$ 1,473.25	\$ 1,548.01	5.07%
MGS-S Customer 4467	3	88.64	328.40	92,560	33.10	\$ 2,665.55	\$ 2,798.83	5.00%
MGS-S Customer 4468	3	223.68	338.56	63,200	-	\$ 3,405.69	\$ 3,579.22	5.10%
MGS-S Customer 4469	3	43.19	157.04	43,666	-	\$ 1,565.35	\$ 1,644.77	5.07%
MGS-S Customer 4470	3	46.64	152.56	50,840	-	\$ 1,563.80	\$ 1,643.11	5.07%
MGS-S Customer 4471	1	50.79	226.92	89,727	-	\$ 1,791.29	\$ 1,882.78	5.11%
MGS-S Customer 4472	3	158.88	858.48	259,600	-	\$ 5,448.08	\$ 5,728.24	5.14%
MGS-S Customer 4473	3	49.70	183.11	56,374	-	\$ 1,721.92	\$ 1,809.43	5.08%
MGS-S Customer 4474	1	303.92	1,432.24	693,760	-	\$ 8,764.74	\$ 9,216.38	5.15%
MGS-S Customer 4475	3	52.84	289.52	59,123	-	\$ 2,230.96	\$ 2,344.88	5.11%
MGS-S Customer 4476	1	79.20	496.00	142,000	-	\$ 3,192.12	\$ 3,356.14	5.14%
MGS-S Customer 4477	3	459.60	2,049.20	1,112,400	400.00	\$ 13,298.20	\$ 13,948.34	4.89%

Internal Use

Customer	Phase	Jul - Aug KW	Sept - Jun KW	Jan - Dec KWH	Jan - Dec KVAR	Distribution 7/22 Prices	Distribution 8/23 Prices	Distribution % Difference
MGS-S Customer 4478	3	88.44	333.44	139,760	-	\$ 2,631.45	\$ 2,765.88	5.11%
MGS-S Customer 4479	3	36.72	188.32	89,600	-	\$ 1,673.95	\$ 1,759.07	5.08%
MGS-S Customer 4480	1	39.42	176.07	64,379	-	\$ 1,493.26	\$ 1,569.36	5.10%
MGS-S Customer 4481	3	33.20	250.72	58,640	-	\$ 1,942.71	\$ 2,041.82	5.10%
MGS-S Customer 4482	3	29.76	490.32	142,080	-	\$ 3,030.57	\$ 3,186.22	5.14%
MGS-S Customer 4483	3	71.68	458.72	45,440	-	\$ 3,117.23	\$ 3,277.03	5.13%
MGS-S Customer 4484	3	168.40	692.80	337,120	-	\$ 4,735.48	\$ 4,978.54	5.13%
MGS-S Customer 4485	1	-	19.99	1,007	-	\$ 553.39	\$ 580.99	4.99%
MGS-S Customer 4486	3	33.04	316.88	45,280	-	\$ 2,247.48	\$ 2,362.42	5.11%
MGS-S Customer 4487	3	129.72	477.72	213,720	-	\$ 3,527.13	\$ 3,707.75	5.12%
MGS-S Customer 4488	3	27.02	239.21	95,866	-	\$ 1,855.23	\$ 1,949.85	5.10%
MGS-S Customer 4489	1	199.28	914.56	449,520	-	\$ 5,792.31	\$ 6,090.40	5.15%
MGS-S Customer 4490	3	32.96	266.28	52,642	-	\$ 2,013.26	\$ 2,116.04	5.11%
MGS-S Customer 4491	1	99.16	406.00	124,000	-	\$ 2,887.10	\$ 3,035.10	5.13%
MGS-S Customer 4492	3	278.32	1,146.00	732,480	-	\$ 7,439.32	\$ 7,821.93	5.14%
MGS-S Customer 4493	1	63.10	325.70	151,437	-	\$ 2,315.98	\$ 2,434.62	5.12%
MGS-S Customer 4494	3	73.19	373.53	121,316	-	\$ 2,732.03	\$ 2,871.81	5.12%
MGS-S Customer 4495	1	66.70	142.34	67,184	-	\$ 1,488.84	\$ 1,564.47	5.08%
MGS-S Customer 4496	3	55.96	262.96	40,960	-	\$ 2,125.57	\$ 2,233.99	5.10%
MGS-S Customer 4497	3	42.64	177.64	58,357	-	\$ 1,657.47	\$ 1,741.68	5.08%
MGS-S Customer 4498	1	36.77	168.13	68,463	-	\$ 1,441.87	\$ 1,515.32	5.09%
MGS-S Customer 4499	3	97.44	501.12	83,440	64.16	\$ 3,565.16	\$ 3,742.35	4.97%
MGS-S Customer 4500	3	145.60	659.76	351,120	-	\$ 4,456.29	\$ 4,685.04	5.13%
MGS-S Customer 4501	3	50.04	232.55	57,371	-	\$ 1,952.22	\$ 2,051.69	5.10%
MGS-S Customer 4502	1	34.24	188.60	23,560	-	\$ 1,522.40	\$ 1,600.06	5.10%
MGS-S Customer 4503	3	17.84	109.28	46,080	-	\$ 1,204.01	\$ 1,264.87	5.05%
MGS-S Customer 4504	3	137.68	467.08	209,280	-	\$ 3,522.15	\$ 3,702.44	5.12%
MGS-S Customer 4505	3	153.56	451.56	159,960	-	\$ 3,538.59	\$ 3,719.60	5.12%
MGS-S Customer 4506	1	109.11	460.09	197,875	-	\$ 3,192.22	\$ 3,355.99	5.13%
MGS-S Customer 4507	3	48.60	226.16	63,520	-	\$ 1,914.71	\$ 2,012.24	5.09%
MGS-S Customer 4508	3	106.40	927.76	324,000	215.08	\$ 5,842.53	\$ 6,124.62	4.83%
MGS-S Customer 4509	3	35.40	176.30	51,500	-	\$ 1,611.10	\$ 1,692.96	5.08%
MGS-S Customer 4510	1	54.11	209.05	62,201	-	\$ 1,727.16	\$ 1,815.28	5.10%
MGS-S Customer 4511	3	51.76	266.00	95,840	-	\$ 2,116.31	\$ 2,224.28	5.10%
MGS-S Customer 4512	3	734.10	2,831.10	1,657,500	5.55	\$ 17,763.49	\$ 18,678.14	5.15%
MGS-S Customer 4513	1	46.30	99.25	42,157	-	\$ 1,176.54	\$ 1,236.12	5.06%
MGS-S Customer 4514	3	64.64	375.36	134,240	-	\$ 2,693.04	\$ 2,830.86	5.12%
MGS-S Customer 4515	3	126.58	549.36	72,700	-	\$ 3,840.68	\$ 4,037.61	5.13%
MGS-S Customer 4516	3	69.60	246.08	31,040	-	\$ 2,123.29	\$ 2,231.48	5.10%
MGS-S Customer 4517	1	-	1.12	146	-	\$ 466.21	\$ 489.28	4.95%

Customer	Phase	Jul - Aug KW	Sept - Jun KW	Jan - Dec KWH	Jan - Dec KVAR	Distribution 7/22 Prices	Distribution 8/23 Prices	Distribution % Difference
MGS-S Customer 4518	3	427.60	1,994.00	1,030,320	-	\$ 12,185.58	\$ 12,813.51	5.15%
MGS-S Customer 4519	1	39.33	135.55	74,221	-	\$ 1,305.56	\$ 1,371.91	5.08%
MGS-S Customer 4520	1	97.12	501.60	263,204	-	\$ 3,317.45	\$ 3,487.83	5.14%
MGS-S Customer 4521	1	-	39.20	8,678	-	\$ 642.14	\$ 674.35	5.02%
MGS-S Customer 4522	1	144.53	609.47	392,901	-	\$ 4,078.93	\$ 4,288.47	5.14%
MGS-S Customer 4523	3	52.12	209.36	83,520	-	\$ 1,856.63	\$ 1,951.11	5.09%
MGS-S Customer 4524	1	47.53	217.76	112,503	-	\$ 1,730.88	\$ 1,819.25	5.11%
MGS-S Customer 4525	3	62.72	333.56	116,360	-	\$ 2,489.26	\$ 2,616.52	5.11%
MGS-S Customer 4526	3	7.69	36.79	27,407	-	\$ 812.77	\$ 853.39	5.00%
MGS-S Customer 4527	3	-	33.63	2,505	-	\$ 755.49	\$ 793.20	4.99%
MGS-S Customer 4528	1	34.55	149.00	50,262	-	\$ 1,341.17	\$ 1,409.41	5.09%
MGS-S Customer 4529	3	61.40	231.78	123,091	-	\$ 2,011.71	\$ 2,114.17	5.09%
MGS-S Customer 4530	1	62.30	226.76	87,329	-	\$ 1,854.44	\$ 1,949.10	5.10%
MGS-S Customer 4531	3	54.40	367.72	94,800	-	\$ 2,600.91	\$ 2,734.03	5.12%
MGS-S Customer 4532	3	10.99	240.90	56,117	-	\$ 1,774.07	\$ 1,864.61	5.10%
MGS-S Customer 4533	3	93.14	380.70	145,856	-	\$ 2,875.88	\$ 3,022.97	5.11%
MGS-S Customer 4534	1	54.08	233.52	115,409	-	\$ 1,840.05	\$ 1,934.03	5.11%
MGS-S Customer 4535	3	232.00	860.80	176,000	583.52	\$ 6,856.60	\$ 7,157.79	4.39%
MGS-S Customer 4536	3	88.15	370.84	209,986	-	\$ 2,802.63	\$ 2,945.96	5.11%
MGS-S Customer 4537	3	86.76	312.00	68,440	-	\$ 2,523.08	\$ 2,651.89	5.11%
MGS-S Customer 4538	1	36.23	48.01	20,639	-	\$ 883.92	\$ 928.39	5.03%
MGS-S Customer 4539	3	92.64	392.08	191,600	-	\$ 2,925.68	\$ 3,075.36	5.12%
MGS-S Customer 4540	3	61.89	469.66	119,944	-	\$ 3,113.44	\$ 3,273.13	5.13%
MGS-S Customer 4541	3	6.51	653.93	32,117	-	\$ 3,657.41	\$ 3,845.81	5.15%
MGS-S Customer 4542	1	26.01	133.72	69,645	-	\$ 1,223.18	\$ 1,285.36	5.08%
MGS-S Customer 4543	1	64.32	95.50	33,016	-	\$ 1,259.23	\$ 1,322.96	5.06%
MGS-S Customer 4544	3	99.33	487.63	75,263	-	\$ 3,404.25	\$ 3,578.74	5.13%
MGS-S Customer 4545	1	182.40	615.92	334,960	-	\$ 4,318.91	\$ 4,540.60	5.13%
MGS-S Customer 4546	3	73.32	743.88	293,400	-	\$ 4,443.77	\$ 4,672.47	5.15%
MGS-S Customer 4547	3	67.11	265.40	119,115	-	\$ 2,198.73	\$ 2,310.86	5.10%
MGS-S Customer 4548	3	573.00	2,859.00	559,800	4,099.80	\$ 23,958.51	\$ 24,834.75	3.66%
MGS-S Customer 4549	3	29.97	188.95	27,808	-	\$ 1,639.40	\$ 1,722.78	5.09%
MGS-S Customer 4550	1	78.45	268.19	62,219	-	\$ 2,135.48	\$ 2,244.61	5.11%
MGS-S Customer 4551	3	113.36	493.76	277,680	-	\$ 3,510.44	\$ 3,690.32	5.12%
MGS-S Customer 4552	3	27.60	137.08	46,640	-	\$ 1,386.61	\$ 1,456.88	5.07%
MGS-S Customer 4553	1	96.81	422.44	157,900	-	\$ 2,950.01	\$ 3,101.30	5.13%
MGS-S Customer 4554	3	-	23.69	3,232	-	\$ 709.57	\$ 744.89	4.98%
MGS-S Customer 4555	3	43.08	347.36	95,040	-	\$ 2,444.02	\$ 2,569.09	5.12%
MGS-S Customer 4556	3	239.60	1,084.24	627,360	-	\$ 6,939.09	\$ 7,296.03	5.14%
MGS-S Customer 4557	3	70.68	360.80	110,720	-	\$ 2,659.29	\$ 2,795.31	5.11%

Internal Use

Customer	Phase	Jul - Aug KW	Sept - Jun KW	Jan - Dec KWH	Jan - Dec KVAR	Distribution 7/22 Prices	Distribution 8/23 Prices	Distribution % Difference
MGS-S Customer 4558	3	99.44	1,070.88	525,280	231.64	\$ 6,493.27	\$ 6,807.76	4.84%
MGS-S Customer 4559	3	48.44	229.41	105,970	-	\$ 1,928.84	\$ 2,027.10	5.09%
MGS-S Customer 4560	3	175.68	709.44	300,000	-	\$ 4,852.76	\$ 5,101.85	5.13%
MGS-S Customer 4561	3	62.24	206.04	46,440	-	\$ 1,897.46	\$ 1,993.97	5.09%
MGS-S Customer 4562	3	54.56	254.12	122,378	-	\$ 2,076.96	\$ 2,182.87	5.10%
MGS-S Customer 4563	3	206.24	589.76	218,000	-	\$ 4,469.44	\$ 4,698.37	5.12%
MGS-S Customer 4564	1	61.66	170.54	63,349	-	\$ 1,591.15	\$ 1,672.14	5.09%
MGS-S Customer 4565	3	72.40	294.08	156,000	-	\$ 2,360.59	\$ 2,481.08	5.10%
MGS-S Customer 4566	3	61.86	240.23	79,208	-	\$ 2,053.31	\$ 2,157.92	5.09%
MGS-S Customer 4567	3	125.60	513.12	244,080	-	\$ 3,667.81	\$ 3,855.77	5.12%
MGS-S Customer 4568	1	93.82	132.63	42,179	-	\$ 1,594.49	\$ 1,675.39	5.07%
MGS-S Customer 4569	3	29.00	161.52	78,560	-	\$ 1,507.29	\$ 1,583.82	5.08%
MGS-S Customer 4570	1	42.68	209.43	125,478	-	\$ 1,665.48	\$ 1,750.49	5.10%
MGS-S Customer 4571	1	-	161.58	52,035	-	\$ 1,207.54	\$ 1,269.12	5.10%
MGS-S Customer 4572	3	45.92	178.44	61,640	-	\$ 1,679.37	\$ 1,764.69	5.08%
MGS-S Customer 4573	3	135.60	620.32	388,160	-	\$ 4,218.58	\$ 4,435.06	5.13%
MGS-S Customer 4574	1	27.75	187.24	130,714	-	\$ 1,480.10	\$ 1,555.61	5.10%
MGS-S Customer 4575	1	84.31	355.77	190,487	-	\$ 2,572.62	\$ 2,704.41	5.12%
MGS-S Customer 4576	3	67.92	294.40	155,760	-	\$ 2,337.20	\$ 2,456.52	5.11%
MGS-S Customer 4577	3	293.04	1,068.00	450,240	-	\$ 7,160.65	\$ 7,528.66	5.14%
MGS-S Customer 4578	1	185.04	623.12	358,720	-	\$ 4,366.83	\$ 4,590.99	5.13%
MGS-S Customer 4579	3	192.36	621.12	245,280	-	\$ 4,537.29	\$ 4,769.86	5.13%
MGS-S Customer 4580	3	4.16	65.27	73,622	-	\$ 924.76	\$ 971.23	5.03%
MGS-S Customer 4581	1	109.04	275.04	57,280	-	\$ 2,336.90	\$ 2,456.24	5.11%
MGS-S Customer 4582	1	90.81	398.87	155,850	-	\$ 2,807.81	\$ 2,951.77	5.13%
MGS-S Customer 4583	3	165.16	577.68	365,160	-	\$ 4,185.64	\$ 4,400.17	5.13%
MGS-S Customer 4584	1	107.99	545.29	218,490	-	\$ 3,579.62	\$ 3,763.53	5.14%
MGS-S Customer 4585	1	64.02	104.75	46,910	-	\$ 1,300.30	\$ 1,366.16	5.06%
MGS-S Customer 4586	1	64.08	284.32	93,626	-	\$ 2,130.24	\$ 2,239.22	5.12%
MGS-S Customer 4587	1	51.54	348.54	84,240	-	\$ 2,357.34	\$ 2,478.22	5.13%
MGS-S Customer 4588	1	74.52	335.24	168,200	-	\$ 2,423.43	\$ 2,547.56	5.12%
MGS-S Customer 4589	3	50.43	192.81	50,003	-	\$ 1,770.79	\$ 1,860.82	5.08%
MGS-S Customer 4590	1	45.49	200.60	67,053	-	\$ 1,640.28	\$ 1,723.96	5.10%
MGS-S Customer 4591	3	67.48	397.32	81,640	53.22	\$ 2,900.73	\$ 3,044.62	4.96%
MGS-S Customer 4592	3	80.00	283.28	65,120	-	\$ 2,352.87	\$ 2,472.90	5.10%
MGS-S Customer 4593	1	59.16	220.28	78,560	-	\$ 1,807.07	\$ 1,899.30	5.10%
MGS-S Customer 4594	3	49.33	173.97	48,264	-	\$ 1,677.64	\$ 1,762.85	5.08%
MGS-S Customer 4595	3	165.53	435.50	57,920	-	\$ 3,530.82	\$ 3,711.33	5.11%
MGS-S Customer 4596	3	37.61	219.01	60,299	-	\$ 1,820.68	\$ 1,913.41	5.09%
MGS-S Customer 4597	3	19.34	164.79	61,014	-	\$ 1,468.79	\$ 1,543.39	5.08%

Internal Use

Customer	Phase	Jul - Aug KW	Sept - Jun KW	Jan - Dec KWH	Jan - Dec KVAR	Distribution 7/22 Prices	Distribution 8/23 Prices	Distribution % Difference
MGS-S Customer 4598	3	131.01	609.59	370,371	-	\$ 4,143.53	\$ 4,356.16	5.13%
MGS-S Customer 4599	3	162.72	579.12	216,800	-	\$ 4,178.75	\$ 4,392.94	5.13%
MGS-S Customer 4600	1	74.99	301.18	152,376	-	\$ 2,268.69	\$ 2,384.77	5.12%
MGS-S Customer 4601	3	94.26	381.14	234,452	-	\$ 2,884.13	\$ 3,031.64	5.11%
MGS-S Customer 4602	3	293.52	1,603.44	627,600	-	\$ 9,637.05	\$ 10,133.70	5.15%
MGS-S Customer 4603	3	148.08	592.72	353,440	-	\$ 4,160.33	\$ 4,373.69	5.13%
MGS-S Customer 4604	3	94.76	354.96	114,200	-	\$ 2,765.95	\$ 2,907.32	5.11%
MGS-S Customer 4605	1	54.70	319.12	82,007	-	\$ 2,238.96	\$ 2,353.66	5.12%
MGS-S Customer 4606	3	61.54	193.29	71,071	-	\$ 1,834.67	\$ 1,927.93	5.08%
MGS-S Customer 4607	1	120.60	592.22	273,645	-	\$ 3,866.43	\$ 4,065.13	5.14%
MGS-S Customer 4608	3	11.31	132.08	45,195	-	\$ 1,273.10	\$ 1,337.61	5.07%
MGS-S Customer 4609	1	53.68	234.56	87,920	-	\$ 1,842.63	\$ 1,936.76	5.11%
MGS-S Customer 4610	1	84.80	358.64	99,920	-	\$ 2,588.60	\$ 2,721.21	5.12%
MGS-S Customer 4611	3	208.80	894.00	36,880	-	\$ 5,889.24	\$ 6,191.90	5.14%
MGS-S Customer 4612	3	26.16	105.52	44,240	-	\$ 1,232.81	\$ 1,295.10	5.05%
MGS-S Customer 4613	1	49.68	154.64	66,240	-	\$ 1,451.20	\$ 1,525.02	5.09%
MGS-S Customer 4614	1	37.92	188.98	110,172	-	\$ 1,544.58	\$ 1,623.36	5.10%
MGS-S Customer 4615	1	51.95	219.95	53,091	-	\$ 1,765.53	\$ 1,855.67	5.11%
MGS-S Customer 4616	3	42.48	145.60	73,920	-	\$ 1,508.56	\$ 1,585.03	5.07%
MGS-S Customer 4617	3	19.40	92.26	35,729	-	\$ 1,134.03	\$ 1,191.25	5.05%
MGS-S Customer 4618	3	81.59	449.27	110,473	-	\$ 3,128.57	\$ 3,288.88	5.12%
MGS-S Customer 4619	3	145.92	892.00	239,200	-	\$ 5,531.02	\$ 5,815.59	5.14%
MGS-S Customer 4620	1	129.31	670.88	332,176	-	\$ 4,278.18	\$ 4,498.19	5.14%
MGS-S Customer 4621	1	77.44	97.08	36,441	-	\$ 1,339.34	\$ 1,407.12	5.06%
MGS-S Customer 4622	3	82.56	537.52	181,920	-	\$ 3,541.67	\$ 3,723.43	5.13%
MGS-S Customer 4623	3	45.24	388.68	106,560	-	\$ 2,646.90	\$ 2,782.49	5.12%
MGS-S Customer 4624	1	54.11	60.97	26,179	-	\$ 1,043.03	\$ 1,095.62	5.04%
MGS-S Customer 4625	1	3.79	72.67	62,390	-	\$ 817.81	\$ 859.11	5.05%
MGS-S Customer 4626	3	34.24	266.30	60,640	-	\$ 2,020.46	\$ 2,123.60	5.10%
MGS-S Customer 4627	3	80.16	317.04	197,360	-	\$ 2,509.73	\$ 2,637.91	5.11%
MGS-S Customer 4628	3	54.12	278.60	95,440	-	\$ 2,187.62	\$ 2,299.28	5.10%
MGS-S Customer 4629	1	44.81	253.63	23,743	-	\$ 1,881.51	\$ 1,977.72	5.11%
MGS-S Customer 4630	3	118.24	455.92	156,640	-	\$ 3,362.70	\$ 3,534.87	5.12%
MGS-S Customer 4631	3	38.44	228.28	121,760	-	\$ 1,868.12	\$ 1,963.31	5.10%
MGS-S Customer 4632	1	39.12	246.98	56,350	-	\$ 1,819.20	\$ 1,912.23	5.11%
MGS-S Customer 4633	1	41.38	149.48	49,715	-	\$ 1,381.30	\$ 1,451.56	5.09%
MGS-S Customer 4634	3	196.80	1,942.50	525,900	200.55	\$ 11,007.65	\$ 11,558.59	5.01%
MGS-S Customer 4635	3	61.36	304.25	90,016	-	\$ 2,346.30	\$ 2,466.14	5.11%
MGS-S Customer 4636	3	5.78	319.26	17,580	-	\$ 2,107.18	\$ 2,215.06	5.12%
MGS-S Customer 4637	1	29.17	205.90	66,585	-	\$ 1,574.19	\$ 1,654.58	5.11%

Internal Use

Customer	Phase	Jul - Aug KW	Sept - Jun KW	Jan - Dec KWH	Jan - Dec KVAR	Distribution 7/22 Prices	Distribution 8/23 Prices	Distribution % Difference
MGS-S Customer 4638	3	40.74	128.20	54,834	-	\$ 1,418.51	\$ 1,490.33	5.06%
MGS-S Customer 4639	3	47.81	147.01	70,665	-	\$ 1,544.65	\$ 1,622.96	5.07%
MGS-S Customer 4640	3	153.60	582.00	232,800	-	\$ 4,141.44	\$ 4,353.77	5.13%
MGS-S Customer 4641	3	53.76	131.24	50,068	-	\$ 1,504.82	\$ 1,581.01	5.06%
MGS-S Customer 4642	1	94.53	453.34	205,022	-	\$ 3,080.11	\$ 3,238.18	5.13%
MGS-S Customer 4643	3	53.62	252.18	91,581	-	\$ 2,062.78	\$ 2,167.96	5.10%
MGS-S Customer 4644	3	78.72	420.24	208,880	-	\$ 2,978.52	\$ 3,131.06	5.12%
MGS-S Customer 4645	3	25.85	116.14	70,264	-	\$ 1,280.15	\$ 1,344.91	5.06%
MGS-S Customer 4646	1	50.59	251.86	118,965	-	\$ 1,905.41	\$ 2,002.82	5.11%
MGS-S Customer 4647	1	80.13	330.30	127,326	-	\$ 2,431.75	\$ 2,556.26	5.12%
MGS-S Customer 4648	3	86.00	359.68	155,840	-	\$ 2,739.14	\$ 2,879.18	5.11%
MGS-S Customer 4649	3	105.00	552.20	271,000	21.90	\$ 3,771.26	\$ 3,962.83	5.08%
MGS-S Customer 4650	1	-	88.65	21,402	-	\$ 870.60	\$ 914.68	5.06%
MGS-S Customer 4651	3	14.28	92.57	42,744	-	\$ 1,107.05	\$ 1,162.90	5.04%
MGS-S Customer 4652	3	62.66	263.29	92,538	-	\$ 2,164.28	\$ 2,274.66	5.10%
MGS-S Customer 4653	1	34.91	282.51	111,150	-	\$ 1,959.99	\$ 2,060.36	5.12%
MGS-S Customer 4654	3	264.52	1,343.66	100,050	627.81	\$ 9,343.19	\$ 9,769.38	4.56%
MGS-S Customer 4655	3	69.31	308.90	141,164	-	\$ 2,411.91	\$ 2,535.09	5.11%
MGS-S Customer 4656	1	37.72	143.14	82,024	-	\$ 1,331.69	\$ 1,399.41	5.09%
MGS-S Customer 4657	3	59.34	254.92	102,137	-	\$ 2,107.19	\$ 2,214.62	5.10%
MGS-S Customer 4658	3	99.12	398.32	248,720	-	\$ 2,990.47	\$ 3,143.46	5.12%
MGS-S Customer 4659	3	700.68	3,231.20	1,345,840	-	\$ 19,417.04	\$ 20,418.36	5.16%
MGS-S Customer 4660	3	34.94	136.97	67,398	-	\$ 1,426.84	\$ 1,499.13	5.07%
MGS-S Customer 4661	1	52.55	174.78	86,098	-	\$ 1,560.18	\$ 1,639.64	5.09%
MGS-S Customer 4662	1	0.03	14.41	3,500	-	\$ 527.78	\$ 554.05	4.98%
MGS-S Customer 4663	3	283.44	1,577.76	412,800	949.68	\$ 11,076.92	\$ 11,564.58	4.40%
MGS-S Customer 4664	1	44.56	209.70	115,064	-	\$ 1,677.16	\$ 1,762.77	5.10%
MGS-S Customer 4665	3	46.36	204.66	62,708	-	\$ 1,802.95	\$ 1,894.69	5.09%
MGS-S Customer 4666	1	114.95	506.45	228,679	-	\$ 3,438.81	\$ 3,615.35	5.13%
MGS-S Customer 4667	1	73.62	372.01	194,205	-	\$ 2,588.32	\$ 2,721.01	5.13%
MGS-S Customer 4668	1	90.93	288.46	81,132	-	\$ 2,298.39	\$ 2,415.88	5.11%
MGS-S Customer 4669	3	108.12	418.04	199,640	-	\$ 3,131.53	\$ 3,291.77	5.12%
MGS-S Customer 4670	1	41.98	206.78	104,064	-	\$ 1,649.35	\$ 1,733.53	5.10%
MGS-S Customer 4671	3	127.00	536.84	288,960	-	\$ 3,785.17	\$ 3,979.21	5.13%
MGS-S Customer 4672	3	107.84	480.08	301,760	-	\$ 3,416.60	\$ 3,591.66	5.12%
MGS-S Customer 4673	3	65.44	301.44	239,600	-	\$ 2,355.96	\$ 2,476.27	5.11%
MGS-S Customer 4674	3	183.04	779.20	371,040	-	\$ 5,215.90	\$ 5,483.80	5.14%
MGS-S Customer 4675	3	51.68	165.84	50,960	-	\$ 1,653.12	\$ 1,737.04	5.08%
MGS-S Customer 4676	1	125.20	387.12	72,080	-	\$ 2,944.39	\$ 3,095.16	5.12%
MGS-S Customer 4677	1	28.99	174.75	66,998	-	\$ 1,429.28	\$ 1,502.14	5.10%

Internal Use

Customer	Phase	Jul - Aug KW	Sept - Jun KW	Jan - Dec KWH	Jan - Dec KVAR	Distribution 7/22 Prices	Distribution 8/23 Prices	Distribution % Difference
MGS-S Customer 4678	3	118.62	531.88	210,002	-	\$ 3,715.75	\$ 3,906.25	5.13%
MGS-S Customer 4679	3	71.44	242.64	98,880	-	\$ 2,117.61	\$ 2,225.49	5.09%
MGS-S Customer 4680	3	14.01	144.47	59,469	-	\$ 1,345.33	\$ 1,413.56	5.07%
MGS-S Customer 4681	1	41.27	170.32	103,055	-	\$ 1,476.97	\$ 1,552.20	5.09%
MGS-S Customer 4682	3	41.25	146.95	59,335	-	\$ 1,507.97	\$ 1,584.42	5.07%
MGS-S Customer 4683	1	43.05	184.89	109,116	-	\$ 1,554.16	\$ 1,633.39	5.10%
MGS-S Customer 4684	3	490.08	2,232.40	789,040	1.48	\$ 13,636.27	\$ 14,338.91	5.15%
MGS-S Customer 4685	1	46.27	202.93	65,873	-	\$ 1,655.38	\$ 1,739.83	5.10%
MGS-S Customer 4686	3	410.08	1,599.04	1,060,640	-	\$ 10,263.63	\$ 10,791.86	5.15%
MGS-S Customer 4687	3	235.40	1,224.40	455,600	-	\$ 7,563.32	\$ 7,952.73	5.15%
MGS-S Customer 4688	3	39.72	188.18	72,179	-	\$ 1,689.96	\$ 1,775.88	5.08%
MGS-S Customer 4689	3	14.40	79.84	65,760	-	\$ 1,048.90	\$ 1,101.73	5.04%
MGS-S Customer 4690	3	116.75	317.93	50,789	-	\$ 2,716.92	\$ 2,855.55	5.10%
MGS-S Customer 4691	1	38.86	167.16	57,935	-	\$ 1,448.99	\$ 1,522.79	5.09%
MGS-S Customer 4692	3	119.20	540.96	78,480	-	\$ 3,760.92	\$ 3,953.76	5.13%
MGS-S Customer 4693	3	123.84	1,106.08	426,880	-	\$ 6,397.52	\$ 6,727.30	5.15%
MGS-S Customer 4694	3	351.36	1,978.56	606,720	1,178.88	\$ 13,695.21	\$ 14,298.09	4.40%
MGS-S Customer 4695	3	46.68	145.07	50,289	-	\$ 1,529.42	\$ 1,606.94	5.07%
MGS-S Customer 4696	3	82.28	578.80	93,760	-	\$ 3,730.83	\$ 3,922.42	5.14%
MGS-S Customer 4697	1	16.10	140.36	36,946	-	\$ 1,198.86	\$ 1,259.85	5.09%
MGS-S Customer 4698	3	40.28	222.56	30,920	-	\$ 1,851.90	\$ 1,946.23	5.09%
MGS-S Customer 4699	3	127.24	643.56	103,000	416.64	\$ 4,987.84	\$ 5,207.56	4.41%
MGS-S Customer 4700	3	33.30	146.11	52,547	-	\$ 1,459.96	\$ 1,533.99	5.07%
MGS-S Customer 4701	3	40.96	141.48	61,880	-	\$ 1,481.09	\$ 1,556.15	5.07%
MGS-S Customer 4702	3	225.28	1,315.84	158,080	215.20	\$ 8,295.44	\$ 8,703.96	4.92%
MGS-S Customer 4703	3	39.20	153.84	42,640	-	\$ 1,528.42	\$ 1,605.96	5.07%
MGS-S Customer 4704	3	60.32	279.68	11,840	-	\$ 2,227.02	\$ 2,340.67	5.10%
MGS-S Customer 4705	3	54.64	312.72	99,120	-	\$ 2,348.14	\$ 2,468.13	5.11%
MGS-S Customer 4706	3	115.84	356.36	176,200	-	\$ 2,889.42	\$ 3,037.02	5.11%
MGS-S Customer 4707	1	45.72	170.64	46,320	-	\$ 1,503.14	\$ 1,579.70	5.09%
MGS-S Customer 4708	1	50.69	233.51	78,230	-	\$ 1,821.19	\$ 1,914.22	5.11%
MGS-S Customer 4709	3	12.00	342.56	14,160	-	\$ 2,249.35	\$ 2,364.56	5.12%
MGS-S Customer 4710	3	25.69	181.71	60,823	-	\$ 1,582.20	\$ 1,662.64	5.08%
MGS-S Customer 4711	1	73.73	210.99	102,863	-	\$ 1,845.02	\$ 1,939.10	5.10%
MGS-S Customer 4712	3	33.91	181.69	64,618	-	\$ 1,627.73	\$ 1,710.47	5.08%
MGS-S Customer 4713	3	184.96	738.40	342,240	-	\$ 5,038.06	\$ 5,296.70	5.13%
MGS-S Customer 4714	1	42.69	139.48	57,604	-	\$ 1,342.37	\$ 1,410.60	5.08%
MGS-S Customer 4715	3	64.16	618.72	220,640	-	\$ 3,814.69	\$ 4,010.79	5.14%
MGS-S Customer 4716	3	47.64	558.36	142,320	-	\$ 3,444.15	\$ 3,621.13	5.14%
MGS-S Customer 4717	3	213.60	880.80	408,240	-	\$ 5,854.90	\$ 6,155.74	5.14%

Internal Use

Customer	Phase	Jul - Aug KW	Sept - Jun KW	Jan - Dec KWH	Jan - Dec KVAR	Distribution 7/22 Prices	Distribution 8/23 Prices	Distribution % Difference
MGS-S Customer 4718	3	55.52	194.01	67,653	-	\$ 1,804.58	\$ 1,896.33	5.08%
MGS-S Customer 4719	3	157.28	775.12	249,520	-	\$ 5,054.08	\$ 5,313.79	5.14%
MGS-S Customer 4720	3	60.87	148.52	38,474	-	\$ 1,624.11	\$ 1,706.44	5.07%
MGS-S Customer 4721	3	61.15	231.51	76,627	-	\$ 2,009.08	\$ 2,111.40	5.09%
MGS-S Customer 4722	1	45.85	205.76	151,501	-	\$ 1,666.12	\$ 1,751.14	5.10%
MGS-S Customer 4723	1	85.01	371.71	274,043	-	\$ 2,650.15	\$ 2,785.96	5.12%
MGS-S Customer 4724	3	32.39	142.09	56,871	-	\$ 1,436.34	\$ 1,509.15	5.07%
MGS-S Customer 4725	3	45.84	202.24	74,240	-	\$ 1,788.88	\$ 1,879.89	5.09%
MGS-S Customer 4726	3	185.84	642.72	223,240	-	\$ 4,600.90	\$ 4,836.83	5.13%
MGS-S Customer 4727	3	140.00	639.12	377,680	-	\$ 4,329.85	\$ 4,552.08	5.13%
MGS-S Customer 4728	3	44.96	312.00	119,040	-	\$ 2,291.09	\$ 2,408.20	5.11%
MGS-S Customer 4729	3	143.56	689.48	215,640	-	\$ 4,582.28	\$ 4,817.59	5.14%
MGS-S Customer 4730	3	368.48	1,327.32	693,040	-	\$ 8,777.40	\$ 9,228.77	5.14%
MGS-S Customer 4731	3	79.20	281.78	150,094	-	\$ 2,341.50	\$ 2,460.95	5.10%
MGS-S Customer 4732	3	8.20	93.76	25,800	-	\$ 1,078.80	\$ 1,133.24	5.05%
MGS-S Customer 4733	3	21.26	90.70	38,940	-	\$ 1,137.15	\$ 1,194.51	5.04%
MGS-S Customer 4734	1	46.10	267.13	121,451	-	\$ 1,951.04	\$ 2,050.85	5.12%
MGS-S Customer 4735	1	27.50	155.79	53,077	-	\$ 1,333.41	\$ 1,401.30	5.09%
MGS-S Customer 4736	3	18.80	118.96	65,120	-	\$ 1,254.06	\$ 1,317.51	5.06%
MGS-S Customer 4737	1	42.50	200.25	59,401	-	\$ 1,622.07	\$ 1,704.83	5.10%
MGS-S Customer 4738	1	36.69	127.54	48,241	-	\$ 1,253.90	\$ 1,317.59	5.08%
MGS-S Customer 4739	1	59.78	238.34	125,810	-	\$ 1,893.95	\$ 1,990.69	5.11%
MGS-S Customer 4740	3	292.50	1,457.70	531,900	73.65	\$ 9,083.27	\$ 9,544.66	5.08%
MGS-S Customer 4741	3	134.70	1,393.80	570,900	-	\$ 7,787.06	\$ 8,188.93	5.16%
MGS-S Customer 4742	3	53.56	271.29	111,944	-	\$ 2,150.74	\$ 2,260.48	5.10%
MGS-S Customer 4743	3	28.80	234.20	112,800	-	\$ 1,841.96	\$ 1,935.88	5.10%
MGS-S Customer 4744	3	411.40	2,040.60	527,600	1,033.80	\$ 14,068.42	\$ 14,703.00	4.51%
MGS-S Customer 4745	3	439.52	1,758.40	984,320	-	\$ 11,163.26	\$ 11,737.99	5.15%
MGS-S Customer 4746	1	65.59	198.31	92,202	-	\$ 1,741.26	\$ 1,830.02	5.10%
MGS-S Customer 4747	1	117.42	427.02	192,260	-	\$ 3,085.55	\$ 3,243.72	5.13%
MGS-S Customer 4748	3	3.00	369.12	101,880	-	\$ 2,322.10	\$ 2,441.17	5.13%
MGS-S Customer 4749	3	165.52	608.16	184,400	-	\$ 4,328.46	\$ 4,550.40	5.13%
MGS-S Customer 4750	1	55.07	190.51	82,840	-	\$ 1,646.83	\$ 1,730.78	5.10%
MGS-S Customer 4751	1	76.25	351.73	194,591	-	\$ 2,509.22	\$ 2,637.79	5.12%
MGS-S Customer 4752	1	88.80	481.12	98,880	-	\$ 3,176.65	\$ 3,339.79	5.14%
MGS-S Customer 4753	1	11.28	92.56	49,520	-	\$ 951.27	\$ 999.44	5.06%
MGS-S Customer 4754	3	36.45	119.01	43,884	-	\$ 1,352.24	\$ 1,420.65	5.06%
MGS-S Customer 4755	3	56.40	273.80	121,700	-	\$ 2,178.10	\$ 2,289.24	5.10%
MGS-S Customer 4756	3	65.04	276.40	88,480	-	\$ 2,238.06	\$ 2,352.25	5.10%
MGS-S Customer 4757	3	42.72	221.48	98,600	-	\$ 1,860.45	\$ 1,955.21	5.09%

Internal Use

Customer	Phase	Jul - Aug KW	Sept - Jun KW	Jan - Dec KWH	Jan - Dec KVAR	Distribution 7/22 Prices	Distribution 8/23 Prices	Distribution % Difference
MGS-S Customer 4758	1	52.42	258.79	118,731	-	\$ 1,947.58	\$ 2,047.17	5.11%
MGS-S Customer 4759	3	632.00	2,170.80	1,354,400	55.20	\$ 14,230.66	\$ 14,958.25	5.11%
MGS-S Customer 4760	3	117.92	527.28	143,600	-	\$ 3,690.61	\$ 3,879.81	5.13%
MGS-S Customer 4761	3	89.12	245.88	88,720	-	\$ 2,230.70	\$ 2,344.31	5.09%
MGS-S Customer 4762	3	49.88	171.84	70,360	-	\$ 1,670.85	\$ 1,755.70	5.08%
MGS-S Customer 4763	3	291.60	1,994.00	901,600	-	\$ 11,430.78	\$ 12,020.63	5.16%
MGS-S Customer 4764	3	137.60	546.12	305,720	-	\$ 3,886.87	\$ 4,086.11	5.13%
MGS-S Customer 4765	3	220.08	1,236.56	612,080	166.96	\$ 7,818.30	\$ 8,206.34	4.96%
MGS-S Customer 4766	3	561.92	2,522.64	966,640	-	\$ 15,373.37	\$ 16,165.78	5.15%
MGS-S Customer 4767	3	175.68	1,086.08	236,160	-	\$ 6,592.83	\$ 6,932.32	5.15%
MGS-S Customer 4768	3	68.08	802.36	212,040	-	\$ 4,684.87	\$ 4,926.14	5.15%
MGS-S Customer 4769	3	105.72	984.02	365,180	-	\$ 5,733.04	\$ 6,028.44	5.15%
MGS-S Customer 4770	1	98.44	368.16	91,480	-	\$ 2,708.28	\$ 2,847.00	5.12%
MGS-S Customer 4771	1	8.64	117.99	33,068	-	\$ 1,054.11	\$ 1,107.64	5.08%
MGS-S Customer 4772	1	56.71	292.81	123,852	-	\$ 2,128.56	\$ 2,237.52	5.12%
MGS-S Customer 4773	3	222.24	636.96	305,040	-	\$ 4,776.31	\$ 5,021.04	5.12%
MGS-S Customer 4774	1	83.25	101.11	35,033	-	\$ 1,390.21	\$ 1,460.58	5.06%
MGS-S Customer 4775	3	208.16	1,077.84	563,760	-	\$ 6,735.03	\$ 7,081.64	5.15%
MGS-S Customer 4776	1	73.76	126.00	39,600	-	\$ 1,452.53	\$ 1,526.22	5.07%
MGS-S Customer 4777	3	37.64	95.30	30,676	-	\$ 1,249.31	\$ 1,312.36	5.05%
MGS-S Customer 4778	3	121.84	549.52	296,560	-	\$ 3,815.11	\$ 4,010.75	5.13%
MGS-S Customer 4779	3	32.25	133.44	51,623	-	\$ 1,395.60	\$ 1,466.30	5.07%
MGS-S Customer 4780	3	62.16	246.16	107,440	-	\$ 2,082.37	\$ 2,188.49	5.10%
MGS-S Customer 4781	3	77.09	330.39	123,246	-	\$ 2,554.37	\$ 2,684.89	5.11%
MGS-S Customer 4782	1	67.56	438.63	82,527	-	\$ 2,862.47	\$ 3,009.46	5.14%
MGS-S Customer 4783	3	38.10	77.67	42,680	-	\$ 1,170.41	\$ 1,229.36	5.04%
MGS-S Customer 4784	3	102.44	253.60	18,280	-	\$ 2,340.29	\$ 2,459.48	5.09%
MGS-S Customer 4785	3	100.80	768.48	194,720	-	\$ 4,709.94	\$ 4,952.24	5.14%
MGS-S Customer 4786	3	147.36	756.40	353,520	-	\$ 4,912.54	\$ 5,164.97	5.14%
MGS-S Customer 4787	3	63.56	266.24	120,393	-	\$ 2,182.91	\$ 2,294.24	5.10%
MGS-S Customer 4788	3	67.36	394.60	107,680	-	\$ 2,797.02	\$ 2,940.22	5.12%
MGS-S Customer 4789	1	84.18	292.84	106,590	-	\$ 2,281.16	\$ 2,397.81	5.11%
MGS-S Customer 4790	1	70.21	324.75	128,646	-	\$ 2,351.05	\$ 2,471.45	5.12%
MGS-S Customer 4791	3	59.20	282.96	29,680	-	\$ 2,235.96	\$ 2,350.08	5.10%
MGS-S Customer 4792	1	84.32	451.32	152,943	-	\$ 3,014.11	\$ 3,168.84	5.13%
MGS-S Customer 4793	1	37.12	175.15	52,265	-	\$ 1,476.25	\$ 1,551.48	5.10%
MGS-S Customer 4794	1	65.69	186.44	92,705	-	\$ 1,686.97	\$ 1,772.91	5.09%
MGS-S Customer 4795	1	50.71	201.20	95,149	-	\$ 1,672.02	\$ 1,757.31	5.10%
MGS-S Customer 4796	3	674.40	2,668.96	1,047,520	33.20	\$ 16,730.08	\$ 17,589.10	5.13%
MGS-S Customer 4797	3	57.96	423.08	139,280	-	\$ 2,876.43	\$ 3,023.84	5.12%

Internal Use

Customer	Phase	Jul - Aug KW	Sept - Jun KW	Jan - Dec KWH	Jan - Dec KVAR	Distribution 7/22 Prices	Distribution 8/23 Prices	Distribution % Difference
MGS-S Customer 4798	3	317.76	1,077.92	496,720	-	\$ 7,343.68	\$ 7,720.99	5.14%
MGS-S Customer 4799	3	203.28	1,076.76	354,000	-	\$ 6,702.96	\$ 7,047.94	5.15%
MGS-S Customer 4800	3	191.10	1,426.80	598,200	-	\$ 8,252.54	\$ 8,678.12	5.16%
MGS-S Customer 4801	3	138.00	619.80	209,800	-	\$ 4,229.50	\$ 4,446.53	5.13%
MGS-S Customer 4802	3	68.59	326.45	165,010	-	\$ 2,488.99	\$ 2,616.19	5.11%
MGS-S Customer 4803	3	12.28	99.91	30,842	-	\$ 1,129.86	\$ 1,186.92	5.05%
MGS-S Customer 4804	3	126.10	409.00	238,800	-	\$ 3,189.56	\$ 3,352.66	5.11%
MGS-S Customer 4805	3	192.00	639.20	345,400	-	\$ 4,618.82	\$ 4,855.63	5.13%
MGS-S Customer 4806	3	241.92	569.68	299,440	-	\$ 4,574.70	\$ 4,808.80	5.12%
MGS-S Customer 4807	3	125.22	510.72	261,500	-	\$ 3,654.62	\$ 3,841.89	5.12%
MGS-S Customer 4808	3	1.34	58.19	94,320	-	\$ 876.39	\$ 920.38	5.02%
MGS-S Customer 4809	3	169.68	711.60	289,400	-	\$ 4,829.44	\$ 5,077.37	5.13%
MGS-S Customer 4810	3	153.08	522.60	206,480	-	\$ 3,864.13	\$ 4,062.05	5.12%
MGS-S Customer 4811	3	57.52	267.92	100,080	-	\$ 2,157.15	\$ 2,267.19	5.10%
MGS-S Customer 4812	3	99.24	176.60	87,332	-	\$ 1,966.79	\$ 2,066.61	5.08%
MGS-S Customer 4813	3	78.18	251.98	94,775	-	\$ 2,198.17	\$ 2,310.17	5.10%
MGS-S Customer 4814	3	174.88	686.56	339,120	-	\$ 4,742.61	\$ 4,985.99	5.13%
MGS-S Customer 4815	1	55.54	77.80	28,203	-	\$ 1,128.72	\$ 1,185.75	5.05%
MGS-S Customer 4816	1	68.00	155.44	50,720	-	\$ 1,556.57	\$ 1,635.72	5.08%
MGS-S Customer 4817	3	100.24	578.48	208,400	-	\$ 3,829.03	\$ 4,025.57	5.13%
MGS-S Customer 4818	3	39.66	202.63	70,043	-	\$ 1,756.38	\$ 1,845.76	5.09%
MGS-S Customer 4819	3	146.16	512.24	177,600	-	\$ 3,777.86	\$ 3,971.36	5.12%
MGS-S Customer 4820	3	476.16	1,704.48	850,560	-	\$ 11,117.51	\$ 11,689.55	5.15%
MGS-S Customer 4821	1	39.20	304.56	74,480	-	\$ 2,085.67	\$ 2,192.54	5.12%
MGS-S Customer 4822	3	63.42	274.73	106,782	-	\$ 2,221.35	\$ 2,334.69	5.10%
MGS-S Customer 4823	1	14.41	102.29	34,054	-	\$ 1,013.60	\$ 1,064.98	5.07%
MGS-S Customer 4824	3	47.00	172.92	53,480	-	\$ 1,659.86	\$ 1,744.16	5.08%
MGS-S Customer 4825	3	92.70	398.93	107,119	-	\$ 2,957.66	\$ 3,109.00	5.12%
MGS-S Customer 4826	3	71.30	320.71	147,862	-	\$ 2,477.52	\$ 2,604.09	5.11%
MGS-S Customer 4827	1	49.62	190.20	94,680	-	\$ 1,615.16	\$ 1,697.50	5.10%
MGS-S Customer 4828	1	64.15	251.22	88,090	-	\$ 1,977.71	\$ 2,078.76	5.11%
MGS-S Customer 4829	3	92.88	394.68	137,000	-	\$ 2,939.03	\$ 3,089.40	5.12%
MGS-S Customer 4830	1	24.53	106.54	56,821	-	\$ 1,089.40	\$ 1,144.63	5.07%
MGS-S Customer 4831	3	436.80	1,951.92	1,118,280	325.20	\$ 12,595.07	\$ 13,215.48	4.93%
MGS-S Customer 4832	3	61.49	242.76	89,639	-	\$ 2,062.94	\$ 2,168.06	5.10%
MGS-S Customer 4833	3	15.57	83.94	45,842	-	\$ 1,074.34	\$ 1,128.48	5.04%
MGS-S Customer 4834	1	56.92	291.40	87,706	-	\$ 2,123.21	\$ 2,231.89	5.12%
MGS-S Customer 4835	3	115.56	470.02	146,538	-	\$ 3,412.97	\$ 3,587.77	5.12%
MGS-S Customer 4836	3	204.16	983.80	231,840	183.94	\$ 6,591.06	\$ 6,913.98	4.90%
MGS-S Customer 4837	3	100.24	427.84	180,960	-	\$ 3,133.07	\$ 3,293.46	5.12%

Internal Use

Customer	Phase	Jul - Aug KW	Sept - Jun KW	Jan - Dec KWH	Jan - Dec KVAR	Distribution 7/22 Prices	Distribution 8/23 Prices	Distribution % Difference
MGS-S Customer 4838	3	67.92	322.40	99,520	-	\$ 2,466.56	\$ 2,592.60	5.11%
MGS-S Customer 4839	3	42.41	165.96	31,614	-	\$ 1,602.23	\$ 1,683.58	5.08%
MGS-S Customer 4840	1	29.89	145.69	42,715	-	\$ 1,300.02	\$ 1,366.15	5.09%
MGS-S Customer 4841	3	62.41	181.36	65,324	-	\$ 1,784.38	\$ 1,875.02	5.08%
MGS-S Customer 4842	1	48.14	247.34	78,926	-	\$ 1,870.93	\$ 1,966.57	5.11%
MGS-S Customer 4843	3	165.56	678.16	136,720	-	\$ 4,652.08	\$ 4,890.83	5.13%
MGS-S Customer 4844	3	415.92	1,464.64	629,480	99.04	\$ 9,843.48	\$ 10,341.09	5.06%
MGS-S Customer 4845	3	13.77	78.73	28,178	-	\$ 1,040.28	\$ 1,092.67	5.04%
MGS-S Customer 4846	3	38.86	166.80	61,605	-	\$ 1,586.41	\$ 1,666.96	5.08%
MGS-S Customer 4847	1	38.06	179.98	88,412	-	\$ 1,503.78	\$ 1,580.43	5.10%
MGS-S Customer 4848	1	71.04	276.81	151,101	-	\$ 2,134.17	\$ 2,243.30	5.11%
MGS-S Customer 4849	1	-	24.48	2,398	-	\$ 574.14	\$ 602.81	4.99%
MGS-S Customer 4850	3	61.96	410.80	169,800	-	\$ 2,841.89	\$ 2,987.47	5.12%
MGS-S Customer 4851	3	85.36	233.52	83,320	-	\$ 2,152.73	\$ 2,262.32	5.09%
MGS-S Customer 4852	3	-	69.76	19,280	-	\$ 922.41	\$ 968.79	5.03%
MGS-S Customer 4853	1	81.46	333.85	140,691	-	\$ 2,455.53	\$ 2,581.26	5.12%
MGS-S Customer 4854	3	124.80	635.28	130,800	-	\$ 4,227.75	\$ 4,444.80	5.13%
MGS-S Customer 4855	3	63.07	211.48	103,720	-	\$ 1,927.20	\$ 2,025.25	5.09%
MGS-S Customer 4856	3	44.59	189.63	64,274	-	\$ 1,723.69	\$ 1,811.32	5.08%
MGS-S Customer 4857	3	114.68	414.00	133,360	-	\$ 3,149.27	\$ 3,310.38	5.12%
MGS-S Customer 4858	1	48.17	154.73	45,463	-	\$ 1,443.24	\$ 1,516.66	5.09%
MGS-S Customer 4859	3	160.32	1,147.68	423,520	-	\$ 6,792.18	\$ 7,142.15	5.15%
MGS-S Customer 4860	3	62.18	301.94	89,820	-	\$ 2,340.18	\$ 2,459.70	5.11%
MGS-S Customer 4861	3	97.44	672.80	229,440	-	\$ 4,249.25	\$ 4,467.64	5.14%
MGS-S Customer 4862	3	62.09	299.84	137,779	-	\$ 2,329.98	\$ 2,448.97	5.11%
MGS-S Customer 4863	3	126.84	486.56	147,760	-	\$ 3,551.99	\$ 3,733.92	5.12%
MGS-S Customer 4864	3	29.80	160.88	53,680	-	\$ 1,508.78	\$ 1,585.37	5.08%
MGS-S Customer 4865	1	139.84	700.00	320,560	-	\$ 4,471.15	\$ 4,701.11	5.14%
MGS-S Customer 4866	3	60.21	322.75	139,438	-	\$ 2,425.39	\$ 2,549.35	5.11%
MGS-S Customer 4867	1	61.27	179.81	50,895	-	\$ 1,631.81	\$ 1,714.92	5.09%
MGS-S Customer 4868	3	38.35	169.00	66,850	-	\$ 1,593.74	\$ 1,674.68	5.08%
MGS-S Customer 4869	1	51.56	121.99	19,327	-	\$ 1,310.79	\$ 1,377.31	5.07%
MGS-S Customer 4870	3	48.16	352.80	124,800	-	\$ 2,497.34	\$ 2,625.14	5.12%
MGS-S Customer 4871	3	40.88	191.60	85,120	-	\$ 1,712.20	\$ 1,799.27	5.09%
MGS-S Customer 4872	3	146.24	779.24	200,240	477.98	\$ 5,824.41	\$ 6,082.01	4.42%
MGS-S Customer 4873	3	157.96	610.08	155,560	378.74	\$ 4,939.23	\$ 5,159.51	4.46%
MGS-S Customer 4874	1	72.80	281.68	93,120	-	\$ 2,166.44	\$ 2,277.23	5.11%
MGS-S Customer 4875	3	46.89	185.13	66,728	-	\$ 1,715.66	\$ 1,802.86	5.08%
MGS-S Customer 4876	3	95.08	542.92	95,400	-	\$ 3,636.10	\$ 3,822.67	5.13%
MGS-S Customer 4877	3	-	54.58	17,455	-	\$ 852.28	\$ 895.02	5.01%

Internal Use

Customer	Phase	Jul - Aug KW	Sept - Jun KW	Jan - Dec KWH	Jan - Dec KVAR	Distribution 7/22 Prices	Distribution 8/23 Prices	Distribution % Difference
MGS-S Customer 4878	3	42.67	164.41	75,347	-	\$ 1,596.51	\$ 1,677.56	5.08%
MGS-S Customer 4879	1	78.49	345.54	197,410	-	\$ 2,493.05	\$ 2,620.76	5.12%
MGS-S Customer 4880	3	133.58	709.73	99,268	-	\$ 4,620.44	\$ 4,857.82	5.14%
MGS-S Customer 4881	1	42.92	168.24	59,240	-	\$ 1,476.51	\$ 1,551.71	5.09%
MGS-S Customer 4882	3	130.40	838.40	345,760	-	\$ 5,197.25	\$ 5,464.62	5.14%
MGS-S Customer 4883	3	115.40	502.76	301,600	-	\$ 3,563.34	\$ 3,745.96	5.12%
MGS-S Customer 4884	3	151.28	457.28	170,120	-	\$ 3,552.36	\$ 3,734.10	5.12%
MGS-S Customer 4885	3	102.02	333.71	97,571	-	\$ 2,708.07	\$ 2,846.37	5.11%
MGS-S Customer 4886	1	33.29	160.68	79,274	-	\$ 1,388.14	\$ 1,458.83	5.09%
MGS-S Customer 4887	1	43.46	198.43	74,549	-	\$ 1,618.99	\$ 1,701.58	5.10%
MGS-S Customer 4888	3	30.96	137.93	71,212	-	\$ 1,409.18	\$ 1,480.60	5.07%
MGS-S Customer 4889	3	428.80	1,585.60	972,800	-	\$ 10,305.43	\$ 10,835.68	5.15%
MGS-S Customer 4890	3	1.82	247.28	344,480	-	\$ 1,752.65	\$ 1,842.15	5.11%
MGS-S Customer 4891	3	51.68	206.24	80,000	-	\$ 1,839.77	\$ 1,933.38	5.09%
MGS-S Customer 4892	3	340.00	1,419.00	919,000	509.70	\$ 9,909.39	\$ 10,374.79	4.70%
MGS-S Customer 4893	3	320.16	1,241.04	761,040	-	\$ 8,110.61	\$ 8,527.75	5.14%
MGS-S Customer 4894	3	133.16	541.76	223,320	-	\$ 3,842.09	\$ 4,039.04	5.13%
MGS-S Customer 4895	3	52.90	164.86	49,343	-	\$ 1,655.37	\$ 1,739.39	5.08%
MGS-S Customer 4896	3	191.60	933.60	237,150	-	\$ 5,976.73	\$ 6,284.08	5.14%
MGS-S Customer 4897	1	82.17	327.10	147,406	-	\$ 2,428.29	\$ 2,552.60	5.12%
MGS-S Customer 4898	1	56.62	223.74	54,840	-	\$ 1,808.96	\$ 1,901.31	5.11%
MGS-S Customer 4899	3	201.44	980.64	397,600	-	\$ 6,248.67	\$ 6,570.07	5.14%
MGS-S Customer 4900	3	191.28	848.76	520,080	-	\$ 5,583.00	\$ 5,869.90	5.14%
MGS-S Customer 4901	3	64.01	255.66	108,888	-	\$ 2,136.52	\$ 2,245.45	5.10%
MGS-S Customer 4902	3	130.86	384.28	121,320	-	\$ 3,101.77	\$ 3,260.27	5.11%
MGS-S Customer 4903	1	47.58	194.25	112,577	-	\$ 1,622.54	\$ 1,705.29	5.10%
MGS-S Customer 4904	3	43.07	172.96	95,175	-	\$ 1,638.23	\$ 1,721.44	5.08%
MGS-S Customer 4905	3	162.84	795.20	127,080	617.46	\$ 6,227.39	\$ 6,493.47	4.27%
MGS-S Customer 4906	3	53.65	219.60	68,668	-	\$ 1,912.43	\$ 2,009.80	5.09%
MGS-S Customer 4907	3	40.36	255.62	116,424	-	\$ 2,005.08	\$ 2,107.37	5.10%
MGS-S Customer 4908	1	97.48	434.47	40,272	-	\$ 3,009.31	\$ 3,163.67	5.13%
MGS-S Customer 4909	1	56.45	232.21	151,609	-	\$ 1,847.15	\$ 1,941.48	5.11%
MGS-S Customer 4910	3	154.92	523.20	221,280	-	\$ 3,877.11	\$ 4,075.70	5.12%
MGS-S Customer 4911	3	47.85	198.38	80,765	-	\$ 1,782.20	\$ 1,872.85	5.09%
MGS-S Customer 4912	3	44.17	222.58	24,575	-	\$ 1,873.58	\$ 1,969.01	5.09%
MGS-S Customer 4913	3	46.82	139.86	55,736	-	\$ 1,506.12	\$ 1,582.44	5.07%
MGS-S Customer 4914	3	220.00	879.80	513,400	-	\$ 5,885.80	\$ 6,188.19	5.14%
MGS-S Customer 4915	3	36.57	140.59	61,182	-	\$ 1,452.61	\$ 1,526.23	5.07%
MGS-S Customer 4916	3	34.04	200.91	44,267	-	\$ 1,717.25	\$ 1,804.64	5.09%
MGS-S Customer 4917	3	74.82	237.00	70,780	-	\$ 2,110.31	\$ 2,217.78	5.09%

Internal Use

Customer	Phase	Jul - Aug KW	Sept - Jun KW	Jan - Dec KWH	Jan - Dec KVAR	Distribution 7/22 Prices	Distribution 8/23 Prices	Distribution % Difference
MGS-S Customer 4918	3	35.22	191.26	107,660	-	\$ 1,679.21	\$ 1,764.62	5.09%
MGS-S Customer 4919	3	81.12	611.20	154,480	-	\$ 3,874.08	\$ 4,073.12	5.14%
MGS-S Customer 4920	3	128.22	494.25	84,149	-	\$ 3,595.18	\$ 3,779.34	5.12%
MGS-S Customer 4921	3	42.64	194.52	42,640	-	\$ 1,735.45	\$ 1,823.72	5.09%
MGS-S Customer 4922	1	50.69	118.70	26,681	-	\$ 1,290.76	\$ 1,356.24	5.07%
MGS-S Customer 4923	3	116.51	560.65	96,963	-	\$ 3,836.95	\$ 4,033.77	5.13%
MGS-S Customer 4924	3	80.51	313.67	160,880	-	\$ 2,496.11	\$ 2,623.57	5.11%
MGS-S Customer 4925	3	54.96	242.24	104,640	-	\$ 2,024.30	\$ 2,127.46	5.10%
MGS-S Customer 4926	3	169.68	669.68	342,320	-	\$ 4,635.77	\$ 4,873.64	5.13%
MGS-S Customer 4927	3	365.60	1,399.04	840,000	-	\$ 9,092.76	\$ 9,560.54	5.14%
MGS-S Customer 4928	3	42.90	167.05	36,500	-	\$ 1,609.99	\$ 1,691.73	5.08%
MGS-S Customer 4929	3	39.28	147.16	53,000	-	\$ 1,498.00	\$ 1,573.96	5.07%
MGS-S Customer 4930	3	62.68	372.12	48,840	0.20	\$ 2,667.53	\$ 2,804.03	5.12%
MGS-S Customer 4931	3	26.72	135.83	53,689	-	\$ 1,375.95	\$ 1,445.67	5.07%
MGS-S Customer 4932	3	266.50	887.60	126,600	-	\$ 6,179.91	\$ 6,497.19	5.13%
MGS-S Customer 4933	3	59.82	266.08	153,041	-	\$ 2,161.41	\$ 2,271.66	5.10%
MGS-S Customer 4934	3	203.44	454.88	138,960	-	\$ 3,830.76	\$ 4,026.53	5.11%
MGS-S Customer 4935	3	370.16	1,549.92	707,680	-	\$ 9,815.14	\$ 10,320.40	5.15%
MGS-S Customer 4936	3	40.00	186.08	52,880	-	\$ 1,681.81	\$ 1,767.31	5.08%
MGS-S Customer 4937	3	29.75	163.53	76,949	-	\$ 1,520.74	\$ 1,597.96	5.08%
MGS-S Customer 4938	3	554.00	2,516.00	1,528,400	-	\$ 15,298.74	\$ 16,087.34	5.15%
MGS-S Customer 4939	3	45.69	151.98	58,527	-	\$ 1,555.85	\$ 1,634.76	5.07%
MGS-S Customer 4940	1	74.05	120.45	39,122	-	\$ 1,428.50	\$ 1,500.94	5.07%
MGS-S Customer 4941	3	21.67	115.83	95,841	-	\$ 1,255.52	\$ 1,319.03	5.06%
MGS-S Customer 4942	1	80.01	337.09	182,028	-	\$ 2,462.45	\$ 2,588.56	5.12%
MGS-S Customer 4943	3	425.76	1,083.84	648,960	-	\$ 7,970.43	\$ 8,379.40	5.13%
MGS-S Customer 4944	3	90.44	338.16	77,400	-	\$ 2,664.36	\$ 2,800.48	5.11%
MGS-S Customer 4945	3	181.68	592.88	207,200	-	\$ 4,347.55	\$ 4,570.35	5.12%
MGS-S Customer 4946	3	123.04	657.44	303,720	-	\$ 4,320.36	\$ 4,542.24	5.14%
MGS-S Customer 4947	3	109.76	389.84	199,760	-	\$ 3,010.35	\$ 3,164.28	5.11%
MGS-S Customer 4948	3	150.80	765.52	119,440	20.24	\$ 5,008.17	\$ 5,263.76	5.10%
MGS-S Customer 4949	1	51.76	400.32	104,480	-	\$ 2,597.79	\$ 2,731.16	5.13%
MGS-S Customer 4950	1	37.31	270.62	52,152	-	\$ 1,918.37	\$ 2,016.57	5.12%
MGS-S Customer 4951	3	91.49	422.80	117,142	-	\$ 3,061.23	\$ 3,217.95	5.12%
MGS-S Customer 4952	1	45.40	176.62	60,649	-	\$ 1,528.99	\$ 1,606.90	5.10%
MGS-S Customer 4953	3	130.24	573.68	288,000	-	\$ 3,973.35	\$ 4,177.14	5.13%
MGS-S Customer 4954	3	59.88	205.41	70,526	-	\$ 1,881.45	\$ 1,977.15	5.09%
MGS-S Customer 4955	3	151.68	539.12	277,200	-	\$ 3,932.68	\$ 4,134.18	5.12%
MGS-S Customer 4956	3	71.36	265.40	78,240	-	\$ 2,222.32	\$ 2,335.63	5.10%
MGS-S Customer 4957	3	248.08	737.28	494,400	-	\$ 5,383.20	\$ 5,659.25	5.13%

Internal Use

Customer	Phase	Jul - Aug KW	Sept - Jun KW	Jan - Dec KWH	Jan - Dec KVAR	Distribution 7/22 Prices	Distribution 8/23 Prices	Distribution % Difference
MGS-S Customer 4958	3	47.41	211.26	100,725	-	\$ 1,839.27	\$ 1,932.88	5.09%
MGS-S Customer 4959	3	26.00	681.44	102,320	251.00	\$ 4,319.37	\$ 4,519.84	4.64%
MGS-S Customer 4960	3	204.00	780.24	347,600	-	\$ 5,337.03	\$ 5,611.05	5.13%
MGS-S Customer 4961	3	214.10	1,002.40	278,200	-	\$ 6,419.46	\$ 6,749.63	5.14%
MGS-S Customer 4962	3	39.33	163.13	35,461	-	\$ 1,572.06	\$ 1,651.87	5.08%
MGS-S Customer 4963	1	11.57	88.14	45,173	-	\$ 932.46	\$ 979.65	5.06%
MGS-S Customer 4964	3	159.64	722.84	267,000	-	\$ 4,825.64	\$ 5,073.46	5.14%
MGS-S Customer 4965	3	231.24	919.32	407,400	-	\$ 6,130.76	\$ 6,445.78	5.14%
MGS-S Customer 4966	3	90.56	425.44	-	-	\$ 3,068.26	\$ 3,225.36	5.12%
MGS-S Customer 4967	3	108.60	633.92	288,680	-	\$ 4,131.56	\$ 4,343.75	5.14%
MGS-S Customer 4968	1	134.60	193.60	66,360	-	\$ 2,102.50	\$ 2,209.45	5.09%
MGS-S Customer 4969	3	33.76	152.56	59,520	-	\$ 1,492.32	\$ 1,568.02	5.07%
MGS-S Customer 4970	1	47.68	189.28	67,954	-	\$ 1,600.14	\$ 1,681.72	5.10%
MGS-S Customer 4971	3	131.16	700.08	379,200	-	\$ 4,562.43	\$ 4,796.81	5.14%
MGS-S Customer 4972	3	94.32	530.08	273,760	-	\$ 3,572.57	\$ 3,755.83	5.13%
MGS-S Customer 4973	3	35.01	262.12	36,109	-	\$ 2,005.42	\$ 2,107.77	5.10%
MGS-S Customer 4974	3	143.90	854.86	371,551	-	\$ 5,348.22	\$ 5,623.32	5.14%
MGS-S Customer 4975	3	505.76	2,129.12	1,040,000	-	\$ 13,243.62	\$ 13,925.86	5.15%
MGS-S Customer 4976	3	34.21	175.27	25,407	-	\$ 1,599.73	\$ 1,681.02	5.08%
MGS-S Customer 4977	3	21.96	228.52	40,600	-	\$ 1,777.76	\$ 1,868.39	5.10%
MGS-S Customer 4978	3	75.05	347.77	262,905	-	\$ 2,623.34	\$ 2,757.46	5.11%
MGS-S Customer 4979	3	533.04	2,168.64	1,293,600	-	\$ 13,577.61	\$ 14,276.97	5.15%
MGS-S Customer 4980	1	40.81	194.29	78,881	-	\$ 1,585.16	\$ 1,666.01	5.10%
MGS-S Customer 4981	3	42.17	182.45	49,209	-	\$ 1,677.08	\$ 1,762.32	5.08%
MGS-S Customer 4982	3	30.98	163.32	78,491	-	\$ 1,526.60	\$ 1,604.11	5.08%
MGS-S Customer 4983	3	63.28	290.72	130,600	-	\$ 2,294.45	\$ 2,411.58	5.10%
MGS-S Customer 4984	3	40.84	196.56	105,181	-	\$ 1,734.89	\$ 1,823.14	5.09%
MGS-S Customer 4985	3	55.04	330.80	84,800	-	\$ 2,433.89	\$ 2,558.33	5.11%
MGS-S Customer 4986	1	43.20	107.76	39,920	-	\$ 1,198.65	\$ 1,259.41	5.07%
MGS-S Customer 4987	3	148.32	544.80	281,680	-	\$ 3,940.27	\$ 4,142.19	5.12%
MGS-S Customer 4988	3	67.77	256.74	54,571	-	\$ 2,162.38	\$ 2,272.62	5.10%
MGS-S Customer 4989	1	46.54	193.99	62,204	-	\$ 1,615.57	\$ 1,697.96	5.10%
MGS-S Customer 4990	3	88.56	345.48	144,280	-	\$ 2,687.75	\$ 2,825.10	5.11%
MGS-S Customer 4991	3	29.24	123.93	43,771	-	\$ 1,334.96	\$ 1,402.53	5.06%
MGS-S Customer 4992	3	104.88	977.04	250,080	-	\$ 5,696.13	\$ 5,989.62	5.15%
MGS-S Customer 4993	3	31.80	110.36	14,160	-	\$ 1,286.47	\$ 1,351.50	5.05%
MGS-S Customer 4994	3	64.48	249.60	56,640	-	\$ 2,111.14	\$ 2,218.73	5.10%
MGS-S Customer 4995	3	116.96	958.72	310,960	-	\$ 5,678.53	\$ 5,971.02	5.15%
MGS-S Customer 4996	3	44.25	130.25	49,147	-	\$ 1,447.46	\$ 1,520.75	5.06%
MGS-S Customer 4997	3	143.68	518.80	213,040	-	\$ 3,794.40	\$ 3,988.78	5.12%

Internal Use

Customer	Phase	Jul - Aug KW	Sept - Jun KW	Jan - Dec KWH	Jan - Dec KVAR	Distribution 7/22 Prices	Distribution 8/23 Prices	Distribution % Difference
MGS-S Customer 4998	3	91.48	327.20	-	-	\$ 2,619.50	\$ 2,753.28	5.11%
MGS-S Customer 4999	3	47.44	243.68	87,840	-	\$ 1,989.21	\$ 2,090.62	5.10%
MGS-S Customer 5000	1	116.72	501.44	327,680	-	\$ 3,425.49	\$ 3,601.32	5.13%
MGS-S Customer 5001	1	32.96	136.44	51,200	-	\$ 1,274.32	\$ 1,339.10	5.08%
MGS-S Customer 5002	3	85.58	315.68	159,720	-	\$ 2,533.53	\$ 2,662.90	5.11%
MGS-S Customer 5003	3	59.52	316.16	215,040	-	\$ 2,391.12	\$ 2,513.30	5.11%
MGS-S Customer 5004	1	77.31	282.41	34,447	-	\$ 2,194.84	\$ 2,307.07	5.11%
MGS-S Customer 5005	3	58.48	244.48	131,480	-	\$ 2,054.18	\$ 2,158.87	5.10%
MGS-S Customer 5006	1	49.70	185.85	106,085	-	\$ 1,595.50	\$ 1,676.82	5.10%
MGS-S Customer 5007	3	331.68	1,617.12	535,920	-	\$ 9,912.04	\$ 10,422.66	5.15%
MGS-S Customer 5008	3	294.64	943.12	389,840	-	\$ 6,592.59	\$ 6,931.07	5.13%
MGS-S Customer 5009	3	85.68	705.04	310,480	-	\$ 4,332.93	\$ 4,555.77	5.14%
MGS-S Customer 5010	3	678.00	2,244.00	690,600	517.20	\$ 15,609.54	\$ 16,367.58	4.86%
MGS-S Customer 5011	3	26.65	133.03	78,198	-	\$ 1,362.63	\$ 1,431.66	5.07%
MGS-S Customer 5012	3	145.83	648.07	497,338	-	\$ 4,403.56	\$ 4,629.57	5.13%
MGS-S Customer 5013	3	41.46	218.46	115,001	-	\$ 1,839.51	\$ 1,933.19	5.09%
MGS-S Customer 5014	3	93.44	632.80	184,480	-	\$ 4,042.25	\$ 4,249.92	5.14%
MGS-S Customer 5015	1	56.95	227.40	68,954	-	\$ 1,827.70	\$ 1,921.02	5.11%
MGS-S Customer 5016	1	45.35	204.69	89,111	-	\$ 1,658.40	\$ 1,743.02	5.10%
MGS-S Customer 5017	3	46.84	198.64	89,400	-	\$ 1,777.80	\$ 1,868.23	5.09%
MGS-S Customer 5018	1	17.09	314.30	122,134	-	\$ 2,007.96	\$ 2,110.97	5.13%
MGS-S Customer 5019	3	38.50	214.94	95,868	-	\$ 1,806.82	\$ 1,898.82	5.09%
MGS-S Customer 5020	3	75.81	107.12	6,911	-	\$ 1,515.76	\$ 1,592.34	5.05%
MGS-S Customer 5021	3	67.64	231.84	101,040	-	\$ 2,046.62	\$ 2,150.84	5.09%
MGS-S Customer 5022	3	6.05	23.75	14,005	-	\$ 743.42	\$ 780.46	4.98%
MGS-S Customer 5023	3	74.01	163.13	31,357	-	\$ 1,764.54	\$ 1,854.05	5.07%
MGS-S Customer 5024	3	251.52	1,434.72	480,240	-	\$ 8,624.46	\$ 9,068.86	5.15%
MGS-S Customer 5025	3	35.23	163.17	93,142	-	\$ 1,549.49	\$ 1,628.16	5.08%
MGS-S Customer 5026	1	39.93	271.33	65,909	-	\$ 1,936.20	\$ 2,035.30	5.12%
MGS-S Customer 5027	1	54.68	265.05	50,099	-	\$ 1,989.05	\$ 2,090.77	5.11%
MGS-S Customer 5028	3	85.44	309.80	187,320	-	\$ 2,505.59	\$ 2,633.50	5.10%
MGS-S Customer 5029	3	78.61	395.52	6,346	-	\$ 2,863.71	\$ 3,010.28	5.12%
MGS-S Customer 5030	3	51.44	243.31	62,154	-	\$ 2,009.70	\$ 2,112.14	5.10%
MGS-S Customer 5031	3	240.36	528.84	186,720	-	\$ 4,377.36	\$ 4,601.22	5.11%
MGS-S Customer 5032	3	79.20	328.44	136,960	-	\$ 2,557.07	\$ 2,687.71	5.11%
MGS-S Customer 5033	1	54.84	247.96	111,896	-	\$ 1,910.98	\$ 2,008.64	5.11%
MGS-S Customer 5034	1	12.62	68.48	28,065	-	\$ 847.46	\$ 890.23	5.05%
MGS-S Customer 5035	3	-	18.72	10,680	-	\$ 686.61	\$ 720.74	4.97%
MGS-S Customer 5036	3	45.91	152.43	58,163	-	\$ 1,559.15	\$ 1,638.23	5.07%
MGS-S Customer 5037	3	419.28	1,596.96	294,000	-	\$ 10,305.08	\$ 10,835.39	5.15%

Internal Use

Customer	Phase	Jul - Aug KW	Sept - Jun KW	Jan - Dec KWH	Jan - Dec KVAR	Distribution 7/22 Prices	Distribution 8/23 Prices	Distribution % Difference
MGS-S Customer 5038	3	128.40	509.04	224,520	-	\$ 3,664.50	\$ 3,852.27	5.12%
MGS-S Customer 5039	3	40.24	197.68	46,800	-	\$ 1,736.73	\$ 1,825.08	5.09%
MGS-S Customer 5040	3	221.04	912.40	49,200	-	\$ 6,042.18	\$ 6,352.69	5.14%
MGS-S Customer 5041	3	42.18	151.79	76,661	-	\$ 1,535.49	\$ 1,613.37	5.07%
MGS-S Customer 5042	3	42.72	148.86	56,820	-	\$ 1,524.95	\$ 1,602.28	5.07%
MGS-S Customer 5043	3	440.16	2,251.60	1,270,800	-	\$ 13,445.40	\$ 14,138.67	5.16%
MGS-S Customer 5044	3	42.74	108.18	40,776	-	\$ 1,337.12	\$ 1,404.69	5.05%
MGS-S Customer 5045	3	227.70	997.50	577,710	118.20	\$ 6,673.25	\$ 7,006.04	4.99%
MGS-S Customer 5046	3	184.48	878.08	318,960	-	\$ 5,680.71	\$ 5,972.75	5.14%
MGS-S Customer 5047	1	21.96	145.43	57,507	-	\$ 1,254.80	\$ 1,318.66	5.09%
MGS-S Customer 5048	3	51.44	138.16	36,400	0.12	\$ 1,524.12	\$ 1,601.32	5.07%
MGS-S Customer 5049	1	46.24	272.20	48,400	-	\$ 1,975.24	\$ 2,076.31	5.12%
MGS-S Customer 5050	3	33.98	152.43	67,015	-	\$ 1,492.94	\$ 1,568.67	5.07%
MGS-S Customer 5051	1	24.28	206.28	51,840	-	\$ 1,548.81	\$ 1,627.91	5.11%
MGS-S Customer 5052	1	37.80	173.03	55,533	-	\$ 1,470.23	\$ 1,545.14	5.10%
MGS-S Customer 5053	3	52.14	204.52	62,203	-	\$ 1,834.38	\$ 1,927.70	5.09%
MGS-S Customer 5054	3	89.56	596.44	163,240	-	\$ 3,852.73	\$ 4,050.59	5.14%
MGS-S Customer 5055	3	47.32	492.45	79,954	-	\$ 3,137.87	\$ 3,298.94	5.13%
MGS-S Customer 5056	3	30.15	169.75	49,239	-	\$ 1,551.70	\$ 1,630.52	5.08%
MGS-S Customer 5057	1	34.23	192.23	24,706	-	\$ 1,539.12	\$ 1,617.64	5.10%
MGS-S Customer 5058	3	32.63	159.83	71,895	-	\$ 1,519.63	\$ 1,596.77	5.08%
MGS-S Customer 5059	3	63.95	266.28	89,819	-	\$ 2,185.26	\$ 2,296.71	5.10%
MGS-S Customer 5060	3	53.56	233.48	76,880	-	\$ 1,976.06	\$ 2,076.73	5.09%
MGS-S Customer 5061	3	33.88	192.04	45,680	-	\$ 1,675.38	\$ 1,760.59	5.09%
MGS-S Customer 5062	3	223.12	1,049.77	286,027	-	\$ 6,688.37	\$ 7,032.43	5.14%
MGS-S Customer 5063	3	28.82	120.91	25,400	-	\$ 1,318.68	\$ 1,385.40	5.06%
MGS-S Customer 5064	3	-	54.24	21,360	-	\$ 850.71	\$ 893.37	5.01%
MGS-S Customer 5065	1	39.16	233.32	36,960	-	\$ 1,756.32	\$ 1,846.08	5.11%
MGS-S Customer 5066	1	112.88	403.52	140,960	-	\$ 2,951.79	\$ 3,103.04	5.12%
MGS-S Customer 5067	3	50.94	171.91	52,109	-	\$ 1,677.06	\$ 1,762.22	5.08%
MGS-S Customer 5068	3	128.24	674.72	124,720	-	\$ 4,429.06	\$ 4,656.54	5.14%
MGS-S Customer 5069	3	62.38	226.00	86,678	-	\$ 1,990.45	\$ 2,091.80	5.09%
MGS-S Customer 5070	3	690.40	1,206.24	738,560	-	\$ 10,004.67	\$ 10,517.12	5.12%
MGS-S Customer 5071	3	79.94	299.71	174,846	-	\$ 2,428.45	\$ 2,552.40	5.10%
MGS-S Customer 5072	1	24.24	405.48	52,240	-	\$ 2,468.89	\$ 2,595.79	5.14%
MGS-S Customer 5073	1	45.22	108.46	33,820	-	\$ 1,213.10	\$ 1,274.59	5.07%
MGS-S Customer 5074	1	67.03	289.90	68,153	-	\$ 2,172.39	\$ 2,283.54	5.12%
MGS-S Customer 5075	1	97.34	273.30	173,519	-	\$ 2,263.92	\$ 2,379.57	5.11%
MGS-S Customer 5076	1	52.64	227.16	66,080	-	\$ 1,802.67	\$ 1,894.73	5.11%
MGS-S Customer 5077	3	100.64	288.48	138,480	-	\$ 2,491.45	\$ 2,618.50	5.10%

Internal Use

Customer	Phase	Jul - Aug KW	Sept - Jun KW	Jan - Dec KWH	Jan - Dec KVAR	Distribution 7/22 Prices	Distribution 8/23 Prices	Distribution % Difference
MGS-S Customer 5078	3	13.25	38.61	9,956	-	\$ 852.04	\$ 894.65	5.00%
MGS-S Customer 5079	3	67.01	237.21	78,802	-	\$ 2,067.94	\$ 2,173.27	5.09%
MGS-S Customer 5080	3	48.00	977.04	324,600	-	\$ 5,380.44	\$ 5,658.01	5.16%
MGS-S Customer 5081	3	116.08	411.03	155,793	-	\$ 3,143.32	\$ 3,304.11	5.12%
MGS-S Customer 5082	1	43.36	395.28	109,240	-	\$ 2,527.88	\$ 2,657.69	5.14%
MGS-S Customer 5083	1	125.21	336.39	55,129	-	\$ 2,710.08	\$ 2,848.67	5.11%
MGS-S Customer 5084	3	50.57	215.28	88,063	-	\$ 1,875.38	\$ 1,970.84	5.09%
MGS-S Customer 5085	3	36.20	179.56	76,600	-	\$ 1,630.60	\$ 1,713.47	5.08%
MGS-S Customer 5086	1	31.62	234.21	21,100	-	\$ 1,718.58	\$ 1,806.45	5.11%
MGS-S Customer 5087	1	63.58	324.45	98,008	-	\$ 2,312.87	\$ 2,431.34	5.12%
MGS-S Customer 5088	3	95.68	368.40	141,040	-	\$ 2,833.15	\$ 2,978.00	5.11%
MGS-S Customer 5089	3	149.12	1,045.12	277,760	-	\$ 6,256.19	\$ 6,578.41	5.15%
MGS-S Customer 5090	3	142.34	915.38	328,452	-	\$ 5,619.16	\$ 5,908.35	5.15%
MGS-S Customer 5091	3	226.16	916.80	310,800	-	\$ 6,090.92	\$ 6,403.92	5.14%
MGS-S Customer 5092	3	215.70	1,306.50	419,100	-	\$ 7,833.29	\$ 8,236.88	5.15%
MGS-S Customer 5093	3	69.96	329.90	143,040	-	\$ 2,512.54	\$ 2,640.94	5.11%
MGS-S Customer 5094	3	76.00	276.64	128,640	-	\$ 2,300.00	\$ 2,417.31	5.10%
MGS-S Customer 5095	3	307.30	1,544.80	652,800	672.65	\$ 10,586.12	\$ 11,072.55	4.59%
MGS-S Customer 5096	3	84.88	334.88	183,280	-	\$ 2,618.35	\$ 2,752.13	5.11%
MGS-S Customer 5097	1	55.23	203.48	61,935	-	\$ 1,707.64	\$ 1,794.74	5.10%
MGS-S Customer 5098	1	74.55	356.19	88,813	-	\$ 2,520.39	\$ 2,649.55	5.12%
MGS-S Customer 5099	3	84.94	393.19	80,041	-	\$ 2,888.07	\$ 3,035.86	5.12%
MGS-S Customer 5100	1	97.77	443.75	207,817	-	\$ 3,053.79	\$ 3,210.46	5.13%
MGS-S Customer 5101	1	42.74	202.47	24,063	-	\$ 1,633.66	\$ 1,717.02	5.10%
MGS-S Customer 5102	1	43.45	175.76	48,749	-	\$ 1,514.20	\$ 1,591.35	5.10%
MGS-S Customer 5103	1	48.57	194.99	73,187	-	\$ 1,631.46	\$ 1,714.65	5.10%
MGS-S Customer 5104	3	114.90	348.78	103,400	124.90	\$ 3,061.51	\$ 3,207.03	4.75%
MGS-S Customer 5105	1	62.10	234.42	107,989	-	\$ 1,888.72	\$ 1,985.16	5.11%
MGS-S Customer 5106	1	108.79	497.39	225,591	-	\$ 3,362.77	\$ 3,535.40	5.13%
MGS-S Customer 5107	3	148.40	738.08	341,920	-	\$ 4,833.67	\$ 5,082.00	5.14%
MGS-S Customer 5108	3	771.80	3,020.20	1,849,800	-	\$ 18,836.93	\$ 19,807.53	5.15%
MGS-S Customer 5109	3	28.94	162.55	76,776	-	\$ 1,511.72	\$ 1,588.47	5.08%
MGS-S Customer 5110	3	71.11	216.17	67,951	-	\$ 1,993.49	\$ 2,094.92	5.09%
MGS-S Customer 5111	1	-	150.99	39,839	-	\$ 1,158.61	\$ 1,217.65	5.10%
MGS-S Customer 5112	1	41.85	128.98	59,240	-	\$ 1,289.20	\$ 1,354.67	5.08%
MGS-S Customer 5113	1	40.33	193.44	117,220	-	\$ 1,578.56	\$ 1,659.08	5.10%
MGS-S Customer 5114	1	89.49	460.40	255,052	-	\$ 3,084.76	\$ 3,243.11	5.13%
MGS-S Customer 5115	1	29.98	186.34	73,990	-	\$ 1,488.32	\$ 1,564.24	5.10%
MGS-S Customer 5116	3	294.40	1,112.00	404,600	-	\$ 7,371.48	\$ 7,750.43	5.14%
MGS-S Customer 5117	3	-	-	58,442	-	\$ 600.12	\$ 629.76	4.94%

Internal Use

Customer	Phase	Jul - Aug KW	Sept - Jun KW	Jan - Dec KWH	Jan - Dec KVAR	Distribution 7/22 Prices	Distribution 8/23 Prices	Distribution % Difference
MGS-S Customer 5118	3	63.31	328.31	170,956	-	\$ 2,468.28	\$ 2,594.44	5.11%
MGS-S Customer 5119	3	22.28	140.52	35,508	-	\$ 1,372.98	\$ 1,442.58	5.07%
MGS-S Customer 5120	3	93.80	390.50	147,173	-	\$ 2,924.82	\$ 3,074.44	5.12%
MGS-S Customer 5121	1	275.59	1,152.35	693,591	-	\$ 7,314.42	\$ 7,690.95	5.15%
MGS-S Customer 5122	3	292.72	1,062.80	557,920	13.72	\$ 7,158.18	\$ 7,524.85	5.12%
MGS-S Customer 5123	3	180.96	808.80	199,360	-	\$ 5,341.10	\$ 5,615.52	5.14%
MGS-S Customer 5124	3	107.00	820.64	321,560	129.86	\$ 5,206.09	\$ 5,462.64	4.93%
MGS-S Customer 5125	1	99.24	693.92	223,440	-	\$ 4,217.73	\$ 4,434.86	5.15%
MGS-S Customer 5126	1	45.04	183.64	72,948	-	\$ 1,559.43	\$ 1,638.91	5.10%
MGS-S Customer 5127	3	226.80	1,045.12	692,080	127.24	\$ 6,903.62	\$ 7,247.60	4.98%
MGS-S Customer 5128	3	255.36	574.44	284,520	-	\$ 4,671.28	\$ 4,910.29	5.12%
MGS-S Customer 5129	3	96.45	187.28	64,996	-	\$ 2,000.65	\$ 2,102.24	5.08%
MGS-S Customer 5130	3	41.64	198.17	49,329	-	\$ 1,746.77	\$ 1,835.63	5.09%
MGS-S Customer 5131	3	102.28	437.76	172,240	-	\$ 3,190.23	\$ 3,353.57	5.12%
MGS-S Customer 5132	1	157.48	172.16	84,440	-	\$ 2,130.43	\$ 2,238.65	5.08%
MGS-S Customer 5133	3	686.00	2,769.20	1,498,400	16.80	\$ 17,229.68	\$ 18,116.01	5.14%
MGS-S Customer 5134	1	132.12	464.76	165,360	-	\$ 3,341.50	\$ 3,512.83	5.13%
MGS-S Customer 5135	3	123.36	461.24	272,720	-	\$ 3,415.70	\$ 3,590.58	5.12%
MGS-S Customer 5136	3	40.77	189.60	63,137	-	\$ 1,702.35	\$ 1,788.91	5.08%
MGS-S Customer 5137	3	40.38	188.69	115,753	-	\$ 1,695.98	\$ 1,782.21	5.08%
MGS-S Customer 5138	3	116.56	374.56	139,200	-	\$ 2,977.50	\$ 3,129.67	5.11%
MGS-S Customer 5139	3	38.66	209.90	77,269	-	\$ 1,784.42	\$ 1,875.26	5.09%
MGS-S Customer 5140	3	40.39	162.54	104,247	-	\$ 1,575.22	\$ 1,655.18	5.08%
MGS-S Customer 5141	3	117.04	482.36	204,280	-	\$ 3,478.20	\$ 3,656.37	5.12%
MGS-S Customer 5142	3	67.08	202.68	59,120	-	\$ 1,908.80	\$ 2,005.86	5.08%
MGS-S Customer 5143	3	261.60	1,465.08	431,880	-	\$ 8,820.67	\$ 9,275.18	5.15%
MGS-S Customer 5144	1	27.36	494.32	72,880	-	\$ 2,896.65	\$ 3,045.74	5.15%
MGS-S Customer 5145	1	87.00	662.64	196,680	-	\$ 4,005.29	\$ 4,211.48	5.15%
MGS-S Customer 5146	3	96.15	372.44	165,900	-	\$ 2,854.43	\$ 3,000.37	5.11%
MGS-S Customer 5147	3	315.36	1,402.08	261,120	961.20	\$ 10,462.02	\$ 10,916.46	4.34%
MGS-S Customer 5148	3	82.53	229.91	63,214	-	\$ 2,120.35	\$ 2,228.27	5.09%
MGS-S Customer 5149	3	123.44	521.00	72,160	187.22	\$ 4,010.51	\$ 4,199.75	4.72%
MGS-S Customer 5150	3	34.00	219.92	73,440	-	\$ 1,804.85	\$ 1,896.79	5.09%
MGS-S Customer 5151	3	52.08	254.80	131,600	-	\$ 2,066.34	\$ 2,171.71	5.10%
MGS-S Customer 5152	3	55.20	269.92	137,680	-	\$ 2,153.51	\$ 2,263.39	5.10%
MGS-S Customer 5153	1	42.10	199.14	92,332	-	\$ 1,614.72	\$ 1,697.10	5.10%
MGS-S Customer 5154	1	70.85	255.56	136,133	-	\$ 2,034.94	\$ 2,138.92	5.11%
MGS-S Customer 5155	3	24.36	155.72	51,360	-	\$ 1,454.74	\$ 1,528.58	5.08%
MGS-S Customer 5156	3	62.64	352.08	146,120	-	\$ 2,574.38	\$ 2,706.06	5.12%
MGS-S Customer 5157	3	54.98	203.41	88,663	-	\$ 1,845.01	\$ 1,938.87	5.09%

Internal Use

Customer	Phase	Jul - Aug KW	Sept - Jun KW	Jan - Dec KWH	Jan - Dec KVAR	Distribution 7/22 Prices	Distribution 8/23 Prices	Distribution % Difference
MGS-S Customer 5158	3	33.49	179.35	93,629	-	\$ 1,614.59	\$ 1,696.65	5.08%
MGS-S Customer 5159	3	78.85	351.59	179,801	-	\$ 2,662.08	\$ 2,798.18	5.11%
MGS-S Customer 5160	3	126.24	424.44	154,400	-	\$ 3,261.66	\$ 3,428.52	5.12%
MGS-S Customer 5161	3	74.67	342.85	164,333	-	\$ 2,598.51	\$ 2,731.34	5.11%
MGS-S Customer 5162	1	21.96	102.89	45,355	-	\$ 1,058.27	\$ 1,111.91	5.07%
MGS-S Customer 5163	3	41.76	179.52	13,320	-	\$ 1,661.27	\$ 1,745.69	5.08%
MGS-S Customer 5164	3	27.68	148.32	56,720	-	\$ 1,438.98	\$ 1,511.97	5.07%
MGS-S Customer 5165	1	31.24	147.38	55,654	-	\$ 1,315.32	\$ 1,382.24	5.09%
MGS-S Customer 5166	3	73.54	367.25	52,583	-	\$ 2,704.96	\$ 2,843.33	5.12%
MGS-S Customer 5167	3	41.17	193.36	80,950	-	\$ 1,721.94	\$ 1,809.51	5.09%
MGS-S Customer 5168	3	331.52	1,165.36	633,880	-	\$ 7,824.02	\$ 8,226.17	5.14%
MGS-S Customer 5169	3	31.48	176.00	72,200	-	\$ 1,587.95	\$ 1,668.65	5.08%
MGS-S Customer 5170	3	342.96	1,450.64	792,760	69.50	\$ 9,323.65	\$ 9,797.48	5.08%
MGS-S Customer 5171	1	30.62	119.09	45,442	-	\$ 1,181.18	\$ 1,241.13	5.08%
MGS-S Customer 5172	3	64.83	299.66	167,529	-	\$ 2,344.36	\$ 2,464.07	5.11%
MGS-S Customer 5173	3	252.18	1,458.90	351,389	370.98	\$ 9,370.50	\$ 9,820.89	4.81%
MGS-S Customer 5174	3	76.66	310.25	157,812	-	\$ 2,458.94	\$ 2,584.50	5.11%
MGS-S Customer 5175	3	50.09	162.97	45,710	-	\$ 1,631.04	\$ 1,713.82	5.08%
MGS-S Customer 5176	3	119.04	565.36	119,600	162.60	\$ 4,149.18	\$ 4,347.83	4.79%
MGS-S Customer 5177	3	98.48	389.60	175,920	-	\$ 2,946.64	\$ 3,097.35	5.11%
MGS-S Customer 5178	3	58.52	246.13	88,495	-	\$ 2,062.03	\$ 2,167.12	5.10%
MGS-S Customer 5179	3	392.32	1,435.52	733,600	14.64	\$ 9,434.49	\$ 9,918.50	5.13%
MGS-S Customer 5180	3	72.71	378.12	50,547	-	\$ 2,750.57	\$ 2,891.32	5.12%
MGS-S Customer 5181	1	24.70	145.93	77,156	-	\$ 1,272.32	\$ 1,337.06	5.09%
MGS-S Customer 5182	3	651.40	3,260.80	762,400	3,154.90	\$ 24,643.62	\$ 25,638.24	4.04%
MGS-S Customer 5183	3	34.80	151.44	54,088	-	\$ 1,492.91	\$ 1,568.64	5.07%
MGS-S Customer 5184	3	157.00	636.60	275,400	-	\$ 4,412.56	\$ 4,638.95	5.13%
MGS-S Customer 5185	3	268.26	756.60	397,200	-	\$ 5,584.46	\$ 5,870.79	5.13%
MGS-S Customer 5186	1	73.52	335.68	66,880	-	\$ 2,419.92	\$ 2,543.87	5.12%
MGS-S Customer 5187	1	54.31	188.76	82,804	-	\$ 1,634.53	\$ 1,717.84	5.10%
MGS-S Customer 5188	1	13.86	54.80	24,836	-	\$ 791.14	\$ 830.97	5.03%
MGS-S Customer 5189	1	33.82	184.86	46,367	-	\$ 1,502.79	\$ 1,579.43	5.10%
MGS-S Customer 5190	3	39.60	157.88	68,120	-	\$ 1,549.31	\$ 1,627.92	5.07%
MGS-S Customer 5191	3	55.60	239.84	72,560	-	\$ 2,016.76	\$ 2,119.53	5.10%
MGS-S Customer 5192	3	108.31	425.15	91,702	-	\$ 3,165.43	\$ 3,327.44	5.12%
MGS-S Customer 5193	3	24.61	131.71	55,056	-	\$ 1,345.21	\$ 1,413.35	5.07%
MGS-S Customer 5194	3	239.04	852.56	477,360	-	\$ 5,865.62	\$ 6,166.80	5.13%
MGS-S Customer 5195	3	138.56	443.52	234,000	-	\$ 3,418.19	\$ 3,593.07	5.12%
MGS-S Customer 5196	3	52.07	216.50	68,935	-	\$ 1,889.34	\$ 1,985.52	5.09%
MGS-S Customer 5197	3	107.82	442.08	256,006	-	\$ 3,240.93	\$ 3,406.86	5.12%

Internal Use

Customer	Phase	Jul - Aug KW	Sept - Jun KW	Jan - Dec KWH	Jan - Dec KVAR	Distribution 7/22 Prices	Distribution 8/23 Prices	Distribution % Difference
MGS-S Customer 5198	3	470.00	2,160.40	1,114,800	-	\$ 13,189.67	\$ 13,869.40	5.15%
MGS-S Customer 5199	3	116.72	1,557.28	451,040	-	\$ 8,442.55	\$ 8,878.62	5.17%
MGS-S Customer 5200	1	56.33	273.19	67,831	-	\$ 2,035.81	\$ 2,139.95	5.12%
MGS-S Customer 5201	3	94.84	415.24	185,400	-	\$ 3,044.89	\$ 3,200.74	5.12%
MGS-S Customer 5202	3	531.30	2,631.60	1,305,000	-	\$ 15,706.83	\$ 16,516.82	5.16%
MGS-S Customer 5203	3	54.57	236.14	96,302	-	\$ 1,993.95	\$ 2,095.54	5.09%
MGS-S Customer 5204	1	27.76	145.39	82,989	-	\$ 1,286.81	\$ 1,352.28	5.09%
MGS-S Customer 5205	3	138.52	526.32	216,120	-	\$ 3,800.50	\$ 3,995.25	5.12%
MGS-S Customer 5206	3	84.96	423.08	253,197	-	\$ 3,026.28	\$ 3,181.25	5.12%
MGS-S Customer 5207	3	103.32	446.64	108,520	-	\$ 3,237.02	\$ 3,402.79	5.12%
MGS-S Customer 5208	1	81.41	406.13	198,551	-	\$ 2,789.19	\$ 2,932.25	5.13%
MGS-S Customer 5209	3	202.88	716.64	344,960	-	\$ 5,036.98	\$ 5,295.42	5.13%
MGS-S Customer 5210	3	87.84	426.76	94,920	-	\$ 3,059.26	\$ 3,215.92	5.12%
MGS-S Customer 5211	3	67.14	213.02	71,683	-	\$ 1,956.90	\$ 2,056.46	5.09%
MGS-S Customer 5212	3	73.16	394.40	163,960	-	\$ 2,828.29	\$ 2,973.07	5.12%
MGS-S Customer 5213	1	82.04	134.28	52,920	-	\$ 1,536.74	\$ 1,614.73	5.08%
MGS-S Customer 5214	3	87.20	239.12	106,000	-	\$ 2,188.81	\$ 2,300.26	5.09%
MGS-S Customer 5215	3	47.57	182.24	71,232	-	\$ 1,706.08	\$ 1,792.78	5.08%
MGS-S Customer 5216	3	345.90	2,421.30	1,247,700	-	\$ 13,706.27	\$ 14,413.88	5.16%
MGS-S Customer 5217	3	-	51.56	15,160	-	\$ 838.33	\$ 880.34	5.01%
MGS-S Customer 5218	3	388.40	1,872.20	783,360	-	\$ 11,405.30	\$ 11,993.02	5.15%
MGS-S Customer 5219	3	42.03	191.08	57,279	-	\$ 1,716.18	\$ 1,803.44	5.08%
MGS-S Customer 5220	3	217.32	738.24	357,240	-	\$ 5,216.91	\$ 5,484.58	5.13%
MGS-S Customer 5221	3	29.43	117.69	40,034	-	\$ 1,307.18	\$ 1,373.31	5.06%
MGS-S Customer 5222	1	33.41	150.44	73,839	-	\$ 1,341.50	\$ 1,409.76	5.09%
MGS-S Customer 5223	3	-	15.84	1,560	-	\$ 673.30	\$ 706.74	4.97%
MGS-S Customer 5224	3	195.92	955.76	203,520	-	\$ 6,103.09	\$ 6,416.97	5.14%
MGS-S Customer 5225	3	23.45	363.59	121,237	-	\$ 2,410.05	\$ 2,533.52	5.12%
MGS-S Customer 5226	1	58.33	275.62	121,072	-	\$ 2,058.14	\$ 2,163.42	5.12%
MGS-S Customer 5227	3	37.48	191.78	70,520	-	\$ 1,694.16	\$ 1,780.32	5.09%
MGS-S Customer 5228	3	131.96	654.76	284,720	476.44	\$ 5,167.44	\$ 5,391.17	4.33%
MGS-S Customer 5229	3	631.80	2,452.60	1,538,600	-	\$ 15,437.62	\$ 16,232.79	5.15%
MGS-S Customer 5230	3	21.61	82.52	42,857	-	\$ 1,101.30	\$ 1,156.79	5.04%
MGS-S Customer 5231	1	41.04	349.52	107,760	-	\$ 2,303.59	\$ 2,421.77	5.13%
MGS-S Customer 5232	3	68.00	895.52	255,680	9.04	\$ 5,130.19	\$ 5,393.80	5.14%
MGS-S Customer 5233	1	-	28.65	115,895	-	\$ 593.40	\$ 623.08	5.00%
MGS-S Customer 5234	3	69.20	565.76	184,000	-	\$ 3,597.99	\$ 3,782.79	5.14%
MGS-S Customer 5235	1	48.08	334.24	83,680	-	\$ 2,272.07	\$ 2,388.55	5.13%
MGS-S Customer 5236	3	59.48	226.02	85,083	-	\$ 1,974.45	\$ 2,074.99	5.09%
MGS-S Customer 5237	3	294.56	1,435.36	282,560	-	\$ 8,866.29	\$ 9,322.89	5.15%

Internal Use

Customer	Phase	Jul - Aug KW	Sept - Jun KW	Jan - Dec KWH	Jan - Dec KVAR	Distribution 7/22 Prices	Distribution 8/23 Prices	Distribution % Difference
MGS-S Customer 5238	3	104.32	463.76	204,560	-	\$ 3,321.67	\$ 3,491.82	5.12%
MGS-S Customer 5239	1	39.76	267.20	70,560	-	\$ 1,916.17	\$ 2,014.23	5.12%
MGS-S Customer 5240	1	85.33	287.10	107,480	-	\$ 2,261.02	\$ 2,376.62	5.11%
MGS-S Customer 5241	3	53.36	217.44	67,080	-	\$ 1,900.84	\$ 1,997.61	5.09%
MGS-S Customer 5242	1	78.32	581.36	150,000	-	\$ 3,581.60	\$ 3,765.86	5.14%
MGS-S Customer 5243	1	20.48	193.75	51,728	-	\$ 1,469.83	\$ 1,544.86	5.10%
MGS-S Customer 5244	1	61.54	299.69	148,236	-	\$ 2,187.15	\$ 2,299.11	5.12%
MGS-S Customer 5245	3	386.64	1,522.40	773,520	-	\$ 9,779.46	\$ 10,282.74	5.15%
MGS-S Customer 5246	1	20.27	118.01	48,807	-	\$ 1,118.74	\$ 1,175.54	5.08%
MGS-S Customer 5247	3	119.75	451.88	139,269	-	\$ 3,352.42	\$ 3,524.04	5.12%
MGS-S Customer 5248	1	45.08	262.67	41,775	-	\$ 1,924.77	\$ 2,023.23	5.12%
MGS-S Customer 5249	1	44.22	202.12	136,622	-	\$ 1,640.26	\$ 1,723.95	5.10%
MGS-S Customer 5250	3	44.88	256.50	104,228	-	\$ 2,034.23	\$ 2,138.00	5.10%
MGS-S Customer 5251	3	45.12	188.72	80,960	-	\$ 1,722.42	\$ 1,809.99	5.08%
MGS-S Customer 5252	3	46.84	217.68	81,920	-	\$ 1,865.76	\$ 1,960.76	5.09%
MGS-S Customer 5253	3	72.14	259.41	127,982	-	\$ 2,198.97	\$ 2,311.07	5.10%
MGS-S Customer 5254	3	-	107.04	3,360	-	\$ 1,094.64	\$ 1,149.97	5.05%
MGS-S Customer 5255	3	342.60	1,875.30	560,700	-	\$ 11,165.44	\$ 11,741.08	5.16%
MGS-S Customer 5256	3	37.32	163.24	91,880	-	\$ 1,561.41	\$ 1,640.68	5.08%
MGS-S Customer 5257	3	67.43	216.85	76,598	-	\$ 1,976.20	\$ 2,076.77	5.09%
MGS-S Customer 5258	3	408.80	1,758.40	664,160	147.00	\$ 11,242.67	\$ 11,808.79	5.04%
MGS-S Customer 5259	1	15.96	204.94	55,332	-	\$ 1,496.44	\$ 1,572.90	5.11%
MGS-S Customer 5260	3	-	28.99	56,385	-	\$ 734.05	\$ 770.65	4.99%
MGS-S Customer 5261	1	51.36	454.24	128,640	-	\$ 2,844.68	\$ 2,990.88	5.14%
MGS-S Customer 5262	1	58.01	263.46	32,400	-	\$ 2,000.18	\$ 2,102.45	5.11%
MGS-S Customer 5263	3	45.63	208.80	113,018	-	\$ 1,818.02	\$ 1,910.55	5.09%
MGS-S Customer 5264	1	56.03	224.62	80,114	-	\$ 1,809.75	\$ 1,902.15	5.11%
MGS-S Customer 5265	3	45.80	250.72	173,960	-	\$ 2,012.64	\$ 2,115.27	5.10%
MGS-S Customer 5266	1	69.86	115.26	48,897	-	\$ 1,381.26	\$ 1,451.29	5.07%
MGS-S Customer 5267	1	-	71.28	9,760	-	\$ 790.35	\$ 830.26	5.05%
MGS-S Customer 5268	3	-	286.15	113,150	-	\$ 1,922.13	\$ 2,020.45	5.12%
MGS-S Customer 5269	1	92.96	211.40	99,360	-	\$ 1,953.64	\$ 2,053.20	5.10%
MGS-S Customer 5270	3	67.16	338.00	141,800	-	\$ 2,534.42	\$ 2,663.98	5.11%
MGS-S Customer 5271	3	175.20	417.88	163,000	-	\$ 3,503.09	\$ 3,682.07	5.11%
MGS-S Customer 5272	1	82.86	151.22	57,887	-	\$ 1,619.55	\$ 1,701.84	5.08%
MGS-S Customer 5273	3	75.89	193.89	83,710	-	\$ 1,917.08	\$ 2,014.50	5.08%
MGS-S Customer 5274	3	477.96	1,644.00	966,480	-	\$ 10,848.08	\$ 11,406.11	5.14%
MGS-S Customer 5275	3	42.00	349.14	36,750	2,106.59	\$ 6,027.45	\$ 6,152.64	2.08%
MGS-S Customer 5276	1	57.87	254.45	108,990	-	\$ 1,957.78	\$ 2,057.85	5.11%
MGS-S Customer 5277	3	55.39	130.36	50,489	-	\$ 1,509.80	\$ 1,586.23	5.06%

Internal Use

Customer	Phase	Jul - Aug KW	Sept - Jun KW	Jan - Dec KWH	Jan - Dec KVAR	Distribution 7/22 Prices	Distribution 8/23 Prices	Distribution % Difference
MGS-S Customer 5278	1	88.42	424.27	169,517	-	\$ 2,911.90	\$ 3,061.28	5.13%
MGS-S Customer 5279	1	152.44	534.32	155,160	-	\$ 3,775.64	\$ 3,969.36	5.13%
MGS-S Customer 5280	1	61.76	200.48	27,760	-	\$ 1,730.03	\$ 1,818.23	5.10%
MGS-S Customer 5281	3	113.28	423.44	222,880	-	\$ 3,185.12	\$ 3,348.10	5.12%
MGS-S Customer 5282	3	83.68	303.28	133,920	-	\$ 2,465.70	\$ 2,591.56	5.10%
MGS-S Customer 5283	3	6.24	568.20	63,880	-	\$ 3,259.84	\$ 3,427.59	5.15%
MGS-S Customer 5284	3	-	89.58	38,913	-	\$ 1,013.98	\$ 1,065.12	5.04%
MGS-S Customer 5285	3	60.72	312.00	121,080	-	\$ 2,378.56	\$ 2,500.08	5.11%
MGS-S Customer 5286	3	36.10	175.74	66,296	-	\$ 1,612.39	\$ 1,694.32	5.08%
MGS-S Customer 5287	1	34.27	164.91	70,403	-	\$ 1,413.12	\$ 1,485.10	5.09%
MGS-S Customer 5288	3	230.64	1,314.56	414,640	-	\$ 7,953.44	\$ 8,363.15	5.15%
MGS-S Customer 5289	1	59.76	338.80	78,400	-	\$ 2,357.96	\$ 2,478.81	5.13%
MGS-S Customer 5290	1	21.30	74.16	27,663	-	\$ 921.87	\$ 968.44	5.05%
MGS-S Customer 5291	3	74.79	285.13	93,141	-	\$ 2,332.51	\$ 2,451.52	5.10%
MGS-S Customer 5292	1	30.02	149.93	50,446	-	\$ 1,320.33	\$ 1,387.52	5.09%
MGS-S Customer 5293	1	63.80	282.97	183,611	-	\$ 2,122.45	\$ 2,231.03	5.12%
MGS-S Customer 5294	3	81.74	344.17	137,776	-	\$ 2,643.84	\$ 2,778.97	5.11%
MGS-S Customer 5295	1	48.00	218.12	102,446	-	\$ 1,735.15	\$ 1,823.74	5.11%
MGS-S Customer 5296	3	2.40	91.20	14,720	8.40	\$ 1,049.06	\$ 1,101.26	4.98%
MGS-S Customer 5297	3	122.88	566.96	239,840	-	\$ 3,901.46	\$ 4,101.58	5.13%
MGS-S Customer 5298	3	27.81	153.82	35,740	-	\$ 1,465.11	\$ 1,539.46	5.07%
MGS-S Customer 5299	3	200.32	1,018.64	195,040	-	\$ 6,418.01	\$ 6,748.22	5.15%
MGS-S Customer 5300	3	81.72	287.40	119,320	-	\$ 2,381.45	\$ 2,502.95	5.10%
MGS-S Customer 5301	3	98.96	398.96	43,840	106.40	\$ 3,173.42	\$ 3,326.52	4.82%
MGS-S Customer 5302	3	222.48	907.28	245,200	-	\$ 6,026.52	\$ 6,336.20	5.14%
MGS-S Customer 5303	3	27.11	132.48	46,125	-	\$ 1,362.64	\$ 1,431.66	5.07%
MGS-S Customer 5304	3	175.92	661.52	322,960	-	\$ 4,632.70	\$ 4,870.36	5.13%
MGS-S Customer 5305	1	37.81	192.01	34,852	-	\$ 1,557.97	\$ 1,637.44	5.10%
MGS-S Customer 5306	3	44.06	244.89	129,601	-	\$ 1,976.04	\$ 2,076.80	5.10%
MGS-S Customer 5307	1	52.01	199.66	115,794	-	\$ 1,672.12	\$ 1,757.41	5.10%
MGS-S Customer 5308	3	67.64	228.11	53,632	-	\$ 2,029.39	\$ 2,132.72	5.09%
MGS-S Customer 5309	3	85.60	330.08	149,040	-	\$ 2,600.17	\$ 2,733.00	5.11%
MGS-S Customer 5310	3	101.04	461.36	175,680	-	\$ 3,292.38	\$ 3,461.03	5.12%
MGS-S Customer 5311	1	164.48	589.20	167,520	-	\$ 4,096.01	\$ 4,306.27	5.13%
MGS-S Customer 5312	3	26.40	165.38	59,549	-	\$ 1,510.70	\$ 1,587.42	5.08%
MGS-S Customer 5313	3	155.20	524.48	165,040	-	\$ 3,884.58	\$ 4,083.55	5.12%
MGS-S Customer 5314	3	136.96	676.72	261,207	-	\$ 4,486.69	\$ 4,717.10	5.14%
MGS-S Customer 5315	1	19.80	144.37	45,785	-	\$ 1,237.92	\$ 1,300.91	5.09%
MGS-S Customer 5316	3	217.84	917.68	430,120	351.12	\$ 6,645.72	\$ 6,956.60	4.68%
MGS-S Customer 5317	3	170.24	877.00	481,440	830.62	\$ 6,158.75	\$ 6,446.53	4.67%

Internal Use

Customer	Phase	Jul - Aug KW	Sept - Jun KW	Jan - Dec KWH	Jan - Dec KVAR	Distribution 7/22 Prices	Distribution 8/23 Prices	Distribution % Difference
MGS-S Customer 5318	1	57.48	240.91	84,202	-	\$ 1,893.06	\$ 1,989.77	5.11%
MGS-S Customer 5319	1	23.58	130.50	46,811	-	\$ 1,194.82	\$ 1,255.54	5.08%
MGS-S Customer 5320	3	44.81	315.56	106,873	-	\$ 2,306.70	\$ 2,424.62	5.11%
MGS-S Customer 5321	3	211.44	1,071.24	446,920	-	\$ 6,722.74	\$ 7,068.68	5.15%
MGS-S Customer 5322	1	73.58	188.24	80,290	-	\$ 1,739.08	\$ 1,827.66	5.09%
MGS-S Customer 5323	1	89.23	372.73	159,591	-	\$ 2,678.28	\$ 2,815.52	5.12%
MGS-S Customer 5324	3	670.16	2,421.44	397,040	710.48	\$ 16,714.38	\$ 17,512.81	4.78%
MGS-S Customer 5325	3	147.84	554.72	189,440	-	\$ 3,983.44	\$ 4,187.61	5.13%
MGS-S Customer 5326	3	0.26	46.17	18,976	-	\$ 814.87	\$ 855.66	5.01%
MGS-S Customer 5327	3	67.68	294.48	107,880	-	\$ 2,336.24	\$ 2,455.51	5.11%
MGS-S Customer 5328	1	50.26	172.46	46,508	-	\$ 1,536.75	\$ 1,615.01	5.09%
MGS-S Customer 5329	1	55.52	244.88	80,376	-	\$ 1,900.52	\$ 1,997.64	5.11%
MGS-S Customer 5330	1	35.22	125.06	60,924	-	\$ 1,234.29	\$ 1,296.96	5.08%
MGS-S Customer 5331	1	74.11	114.31	47,263	-	\$ 1,400.46	\$ 1,471.45	5.07%
MGS-S Customer 5332	3	136.35	533.96	210,161	-	\$ 3,823.76	\$ 4,019.73	5.13%
MGS-S Customer 5333	1	54.68	104.45	35,342	-	\$ 1,247.07	\$ 1,310.25	5.07%
MGS-S Customer 5334	1	70.55	122.08	47,610	-	\$ 1,416.60	\$ 1,488.46	5.07%
MGS-S Customer 5335	1	38.00	152.50	52,646	-	\$ 1,376.49	\$ 1,446.53	5.09%
MGS-S Customer 5336	1	68.80	115.47	47,937	-	\$ 1,376.35	\$ 1,446.13	5.07%
MGS-S Customer 5337	1	49.03	79.74	29,654	-	\$ 1,101.56	\$ 1,157.22	5.05%
MGS-S Customer 5338	1	43.60	188.50	41,978	-	\$ 1,573.89	\$ 1,654.14	5.10%
MGS-S Customer 5339	3	81.89	333.32	177,519	-	\$ 2,594.55	\$ 2,727.11	5.11%
MGS-S Customer 5340	3	317.52	1,347.84	771,360	-	\$ 8,589.38	\$ 9,031.40	5.15%
MGS-S Customer 5341	3	-	19.02	2,050	-	\$ 687.99	\$ 722.20	4.97%
MGS-S Customer 5342	3	164.48	390.24	74,080	-	\$ 3,315.89	\$ 3,485.24	5.11%
MGS-S Customer 5343	3	66.46	379.31	124,139	-	\$ 2,721.39	\$ 2,860.67	5.12%
MGS-S Customer 5344	3	79.20	683.20	171,840	-	\$ 4,196.06	\$ 4,411.85	5.14%
MGS-S Customer 5345	3	42.50	248.30	78,400	2.45	\$ 1,987.31	\$ 2,088.44	5.09%
MGS-S Customer 5346	1	43.63	161.06	55,268	-	\$ 1,447.28	\$ 1,520.95	5.09%
MGS-S Customer 5347	3	48.00	409.60	102,760	-	\$ 2,758.87	\$ 2,900.26	5.12%
MGS-S Customer 5348	1	7.49	166.27	52,820	-	\$ 1,270.78	\$ 1,335.58	5.10%
MGS-S Customer 5349	3	167.19	636.67	270,862	-	\$ 4,469.44	\$ 4,698.69	5.13%
MGS-S Customer 5350	3	151.72	308.04	82,800	71.28	\$ 2,986.49	\$ 3,132.54	4.89%
MGS-S Customer 5351	3	191.44	661.50	167,280	93.93	\$ 4,878.42	\$ 5,120.43	4.96%
MGS-S Customer 5352	3	67.36	222.04	85,395	-	\$ 1,999.79	\$ 2,101.58	5.09%
MGS-S Customer 5353	3	53.80	197.58	61,823	-	\$ 1,811.53	\$ 1,903.65	5.09%
MGS-S Customer 5354	1	51.67	211.64	97,744	-	\$ 1,725.59	\$ 1,813.65	5.10%
MGS-S Customer 5355	1	52.96	178.16	51,720	-	\$ 1,578.07	\$ 1,658.45	5.09%
MGS-S Customer 5356	3	53.24	217.04	60,840	5.00	\$ 1,906.83	\$ 2,003.46	5.07%
MGS-S Customer 5357	3	48.97	132.22	75,031	Internal Use	\$ 1,482.76	\$ 1,557.84	5.06%

Customer	Phase	Jul - Aug KW	Sept - Jun KW	Jan - Dec KWH	Jan - Dec KVAR	Distribution 7/22 Prices	Distribution 8/23 Prices	Distribution % Difference
MGS-S Customer 5358	1	10.19	318.26	77,038	-	\$ 1,987.96	\$ 2,089.99	5.13%
MGS-S Customer 5359	3	-	113.76	20,160	-	\$ 1,125.69	\$ 1,182.63	5.06%
MGS-S Customer 5360	1	26.94	99.78	37,983	-	\$ 1,071.54	\$ 1,125.83	5.07%
MGS-S Customer 5361	1	78.36	205.54	81,310	-	\$ 1,845.53	\$ 1,939.60	5.10%
MGS-S Customer 5362	3	56.16	224.48	117,440	-	\$ 1,948.91	\$ 2,048.15	5.09%
MGS-S Customer 5363	3	65.77	124.77	22,783	-	\$ 1,541.58	\$ 1,619.58	5.06%
MGS-S Customer 5364	3	58.67	250.30	101,452	-	\$ 2,082.12	\$ 2,188.26	5.10%
MGS-S Customer 5365	3	417.36	1,699.88	568,960	-	\$ 10,769.91	\$ 11,324.39	5.15%
MGS-S Customer 5366	1	76.08	650.16	200,280	-	\$ 3,887.02	\$ 4,087.16	5.15%
MGS-S Customer 5367	3	57.19	241.09	119,350	-	\$ 2,031.36	\$ 2,134.88	5.10%
MGS-S Customer 5368	3	48.13	184.38	74,600	-	\$ 1,719.08	\$ 1,806.44	5.08%
MGS-S Customer 5369	3	67.08	289.28	145,600	-	\$ 2,308.89	\$ 2,426.74	5.10%
MGS-S Customer 5370	3	198.84	813.48	291,360	-	\$ 5,461.96	\$ 5,742.51	5.14%
MGS-S Customer 5371	3	27.43	156.74	97,134	-	\$ 1,476.50	\$ 1,551.43	5.07%
MGS-S Customer 5372	3	54.56	182.35	53,850	-	\$ 1,745.39	\$ 1,834.07	5.08%
MGS-S Customer 5373	3	507.20	2,535.60	1,330,800	106.90	\$ 15,311.28	\$ 16,091.48	5.10%
MGS-S Customer 5374	3	140.86	585.40	136,523	-	\$ 4,086.44	\$ 4,296.02	5.13%
MGS-S Customer 5375	3	291.28	1,163.84	582,240	309.08	\$ 8,119.10	\$ 8,509.62	4.81%
MGS-S Customer 5376	3	51.97	223.86	126,248	-	\$ 1,922.79	\$ 2,020.70	5.09%
MGS-S Customer 5377	1	40.40	233.24	54,360	-	\$ 1,762.83	\$ 1,852.92	5.11%
MGS-S Customer 5378	3	-	96.26	22,873	-	\$ 1,044.84	\$ 1,097.58	5.05%
MGS-S Customer 5379	3	68.78	384.39	153,717	-	\$ 2,757.73	\$ 2,898.88	5.12%
MGS-S Customer 5380	3	58.36	108.67	70,213	-	\$ 1,426.07	\$ 1,498.14	5.05%
MGS-S Customer 5381	3	168.96	513.36	172,240	-	\$ 3,909.57	\$ 4,109.73	5.12%
MGS-S Customer 5382	3	119.52	548.56	111,120	-	\$ 3,797.80	\$ 3,992.56	5.13%
MGS-S Customer 5383	3	89.48	307.64	119,280	-	\$ 2,518.03	\$ 2,646.56	5.10%
MGS-S Customer 5384	3	25.32	130.32	51,880	-	\$ 1,342.72	\$ 1,410.73	5.07%
MGS-S Customer 5385	3	73.94	320.87	134,008	-	\$ 2,492.91	\$ 2,620.26	5.11%
MGS-S Customer 5386	3	58.43	283.54	150,860	-	\$ 2,234.36	\$ 2,348.41	5.10%
MGS-S Customer 5387	3	487.52	2,070.40	773,120	77.76	\$ 13,003.30	\$ 13,666.34	5.10%
MGS-S Customer 5388	1	51.20	157.29	53,718	-	\$ 1,471.88	\$ 1,546.77	5.09%
MGS-S Customer 5389	3	41.56	142.24	46,511	-	\$ 1,487.93	\$ 1,563.34	5.07%
MGS-S Customer 5390	3	82.96	461.12	154,000	-	\$ 3,190.92	\$ 3,354.46	5.13%
MGS-S Customer 5391	3	162.24	358.40	158,720	-	\$ 3,156.36	\$ 3,317.44	5.10%
MGS-S Customer 5392	3	192.70	942.58	179,086	-	\$ 6,024.32	\$ 6,334.14	5.14%
MGS-S Customer 5393	1	26.25	115.58	62,815	-	\$ 1,140.71	\$ 1,198.60	5.07%
MGS-S Customer 5394	3	416.16	2,588.88	901,440	-	\$ 14,870.43	\$ 15,637.93	5.16%
MGS-S Customer 5395	1	48.76	201.64	42,276	-	\$ 1,663.23	\$ 1,748.08	5.10%
MGS-S Customer 5396	3	391.04	1,795.96	158,800	-	\$ 11,067.73	\$ 11,637.89	5.15%
MGS-S Customer 5397	3	150.00	859.80	349,440	-	\$ 5,404.90	\$ 5,682.89	5.14%

Internal Use

Customer	Phase	Jul - Aug KW	Sept - Jun KW	Jan - Dec KWH	Jan - Dec KVAR	Distribution 7/22 Prices	Distribution 8/23 Prices	Distribution % Difference
MGS-S Customer 5398	3	67.44	153.43	24,408	-	\$ 1,683.26	\$ 1,768.61	5.07%
MGS-S Customer 5399	3	100.34	496.41	72,887	-	\$ 3,450.42	\$ 3,627.29	5.13%
MGS-S Customer 5400	1	41.48	139.08	41,867	-	\$ 1,333.80	\$ 1,401.60	5.08%
MGS-S Customer 5401	3	111.28	436.48	186,400	-	\$ 3,234.26	\$ 3,399.82	5.12%
MGS-S Customer 5402	1	44.53	160.00	65,060	-	\$ 1,447.38	\$ 1,521.05	5.09%
MGS-S Customer 5403	3	5.80	294.20	83,406	-	\$ 1,991.51	\$ 2,093.39	5.12%
MGS-S Customer 5404	3	10.44	61.14	23,300	-	\$ 940.53	\$ 987.77	5.02%
MGS-S Customer 5405	3	42.23	168.46	75,178	-	\$ 1,612.78	\$ 1,694.68	5.08%
MGS-S Customer 5406	3	144.36	426.00	131,040	-	\$ 3,369.44	\$ 3,541.74	5.11%
MGS-S Customer 5407	3	79.06	160.03	3,026	-	\$ 1,778.24	\$ 1,868.43	5.07%
MGS-S Customer 5408	3	68.39	283.10	143,399	-	\$ 2,287.61	\$ 2,404.34	5.10%
MGS-S Customer 5409	3	36.97	199.17	28,070	-	\$ 1,725.47	\$ 1,813.26	5.09%
MGS-S Customer 5410	1	57.80	164.60	45,120	-	\$ 1,542.28	\$ 1,620.77	5.09%
MGS-S Customer 5411	3	43.00	163.88	60,840	-	\$ 1,595.90	\$ 1,676.91	5.08%
MGS-S Customer 5412	3	22.96	101.88	60,011	-	\$ 1,198.23	\$ 1,258.75	5.05%
MGS-S Customer 5413	3	67.70	264.70	134,500	-	\$ 2,198.77	\$ 2,310.89	5.10%
MGS-S Customer 5414	3	185.44	736.48	404,640	-	\$ 5,031.85	\$ 5,290.17	5.13%
MGS-S Customer 5415	3	167.04	847.68	114,240	492.32	\$ 6,280.42	\$ 6,560.27	4.46%
MGS-S Customer 5416	3	-	152.76	61,800	-	\$ 1,305.87	\$ 1,372.17	5.08%
MGS-S Customer 5417	3	86.76	342.64	173,680	-	\$ 2,664.63	\$ 2,800.80	5.11%
MGS-S Customer 5418	3	103.32	381.48	154,920	-	\$ 2,935.98	\$ 3,086.11	5.11%
MGS-S Customer 5419	3	42.05	136.19	65,600	-	\$ 1,462.70	\$ 1,536.79	5.07%
MGS-S Customer 5420	3	88.19	344.77	171,811	-	\$ 2,682.41	\$ 2,819.49	5.11%
MGS-S Customer 5421	3	762.00	3,787.80	732,400	-	\$ 22,328.86	\$ 23,480.93	5.16%
MGS-S Customer 5422	3	341.60	1,179.60	673,600	-	\$ 7,945.75	\$ 8,354.14	5.14%
MGS-S Customer 5423	1	46.58	85.37	34,347	-	\$ 1,113.97	\$ 1,170.30	5.06%
MGS-S Customer 5424	3	39.04	82.22	12,160	-	\$ 1,196.65	\$ 1,256.95	5.04%
MGS-S Customer 5425	1	49.34	149.65	74,485	-	\$ 1,426.26	\$ 1,498.79	5.09%
MGS-S Customer 5426	1	118.99	458.27	215,088	-	\$ 3,238.64	\$ 3,404.74	5.13%
MGS-S Customer 5427	3	116.77	491.87	102,409	-	\$ 3,520.63	\$ 3,701.02	5.12%
MGS-S Customer 5428	3	68.48	380.44	101,160	-	\$ 2,737.82	\$ 2,877.94	5.12%
MGS-S Customer 5429	1	57.76	135.44	27,200	-	\$ 1,407.34	\$ 1,478.82	5.08%
MGS-S Customer 5430	3	48.63	233.35	135,243	-	\$ 1,948.09	\$ 2,047.35	5.10%
MGS-S Customer 5431	1	94.36	219.72	50,000	-	\$ 1,999.84	\$ 2,101.80	5.10%
MGS-S Customer 5432	3	29.43	267.37	84,839	-	\$ 1,998.71	\$ 2,100.76	5.11%
MGS-S Customer 5433	3	52.34	221.97	65,563	-	\$ 1,916.11	\$ 2,013.68	5.09%
MGS-S Customer 5434	3	226.32	694.24	390,960	-	\$ 5,063.58	\$ 5,323.21	5.13%
MGS-S Customer 5435	3	58.51	238.95	127,528	-	\$ 2,028.80	\$ 2,132.17	5.10%
MGS-S Customer 5436	3	9.00	462.60	67,500	282.60	\$ 3,267.70	\$ 3,410.89	4.38%
MGS-S Customer 5437	3	56.29	197.48	47,391	Internal Use	\$ 1,824.89	\$ 1,917.68	5.08%

Customer	Phase	Jul - Aug KW	Sept - Jun KW	Jan - Dec KWH	Jan - Dec KVAR	Distribution 7/22 Prices	Distribution 8/23 Prices	Distribution % Difference
MGS-S Customer 5438	3	76.32	196.00	47,600	-	\$ 1,929.22	\$ 2,027.27	5.08%
MGS-S Customer 5439	1	42.91	179.02	70,816	-	\$ 1,526.26	\$ 1,604.04	5.10%
MGS-S Customer 5440	3	40.72	258.92	102,960	-	\$ 2,022.33	\$ 2,125.51	5.10%
MGS-S Customer 5441	3	169.80	1,031.20	221,000	303.90	\$ 6,823.28	\$ 7,147.96	4.76%
MGS-S Customer 5442	1	102.95	432.51	196,412	-	\$ 3,030.61	\$ 3,186.04	5.13%
MGS-S Customer 5443	3	26.82	91.64	32,588	-	\$ 1,172.35	\$ 1,231.49	5.04%
MGS-S Customer 5444	3	67.96	327.20	177,000	-	\$ 2,488.96	\$ 2,616.16	5.11%
MGS-S Customer 5445	1	40.06	202.73	64,634	-	\$ 1,619.99	\$ 1,702.66	5.10%
MGS-S Customer 5446	3	99.58	447.63	224,430	-	\$ 3,220.84	\$ 3,385.79	5.12%
MGS-S Customer 5447	1	1.49	50.00	19,404	-	\$ 700.31	\$ 735.53	5.03%
MGS-S Customer 5448	3	51.86	240.74	135,622	-	\$ 2,000.16	\$ 2,102.10	5.10%
MGS-S Customer 5449	1	48.12	222.55	163,642	-	\$ 1,756.29	\$ 1,845.97	5.11%
MGS-S Customer 5450	1	41.52	185.93	75,914	-	\$ 1,550.47	\$ 1,629.52	5.10%
MGS-S Customer 5451	3	58.39	292.19	124,546	-	\$ 2,274.10	\$ 2,390.22	5.11%
MGS-S Customer 5452	3	101.59	334.23	126,978	-	\$ 2,708.09	\$ 2,846.39	5.11%
MGS-S Customer 5453	1	84.60	290.84	87,046	-	\$ 2,274.25	\$ 2,390.54	5.11%
MGS-S Customer 5454	3	48.00	193.29	114,215	-	\$ 1,759.52	\$ 1,848.99	5.08%
MGS-S Customer 5455	1	40.40	176.19	53,246	-	\$ 1,499.26	\$ 1,575.66	5.10%
MGS-S Customer 5456	3	86.20	378.73	183,877	-	\$ 2,828.26	\$ 2,972.93	5.12%
MGS-S Customer 5457	1	72.76	273.17	102,706	-	\$ 2,126.90	\$ 2,235.64	5.11%
MGS-S Customer 5458	1	44.45	184.66	65,365	-	\$ 1,560.87	\$ 1,640.43	5.10%
MGS-S Customer 5459	3	42.70	213.84	24,441	-	\$ 1,825.05	\$ 1,917.96	5.09%
MGS-S Customer 5460	3	465.36	1,746.00	902,280	-	\$ 11,249.39	\$ 11,828.37	5.15%
MGS-S Customer 5461	1	80.49	109.09	34,646	-	\$ 1,411.76	\$ 1,483.27	5.07%
MGS-S Customer 5462	3	329.76	1,076.76	548,160	-	\$ 7,404.92	\$ 7,785.31	5.14%
MGS-S Customer 5463	1	59.30	257.47	86,932	-	\$ 1,979.67	\$ 2,080.86	5.11%
MGS-S Customer 5464	1	48.36	153.36	157,200	-	\$ 1,437.96	\$ 1,511.11	5.09%
MGS-S Customer 5465	3	53.39	180.46	67,795	-	\$ 1,730.16	\$ 1,818.06	5.08%
MGS-S Customer 5466	1	154.52	151.29	86,976	-	\$ 2,017.59	\$ 2,119.96	5.07%
MGS-S Customer 5467	1	-	-	26,194	-	\$ 461.04	\$ 483.84	4.95%
MGS-S Customer 5468	3	152.28	392.84	36,600	-	\$ 3,260.19	\$ 3,426.75	5.11%
MGS-S Customer 5469	3	16.21	118.01	48,317	-	\$ 1,235.29	\$ 1,297.79	5.06%
MGS-S Customer 5470	3	49.08	193.27	55,961	-	\$ 1,765.42	\$ 1,855.19	5.08%
MGS-S Customer 5471	1	74.36	304.82	179,348	-	\$ 2,282.01	\$ 2,398.78	5.12%
MGS-S Customer 5472	1	91.36	227.84	99,840	-	\$ 2,020.71	\$ 2,123.77	5.10%
MGS-S Customer 5473	1	12.17	142.00	59,669	-	\$ 1,184.62	\$ 1,244.91	5.09%
MGS-S Customer 5474	3	126.26	554.85	370,391	-	\$ 3,864.27	\$ 4,062.43	5.13%
MGS-S Customer 5475	1	33.08	260.92	79,440	-	\$ 1,850.08	\$ 1,944.77	5.12%
MGS-S Customer 5476	3	110.58	439.24	237,862	-	\$ 3,243.13	\$ 3,409.15	5.12%
MGS-S Customer 5477	3	67.15	236.15	43,719	-	\$ 2,063.82	\$ 2,168.93	5.09%

Internal Use

Customer	Phase	Jul - Aug KW	Sept - Jun KW	Jan - Dec KWH	Jan - Dec KVAR	Distribution 7/22 Prices	Distribution 8/23 Prices	Distribution % Difference
MGS-S Customer 5478	1	56.95	157.50	35,264	-	\$ 1,504.76	\$ 1,581.31	5.09%
MGS-S Customer 5479	1	208.16	824.60	433,760	-	\$ 5,425.98	\$ 5,704.97	5.14%
MGS-S Customer 5480	3	114.88	329.76	34,240	-	\$ 2,761.20	\$ 2,902.14	5.10%
MGS-S Customer 5481	3	53.88	162.36	56,760	-	\$ 1,649.26	\$ 1,732.95	5.07%
MGS-S Customer 5482	1	-	113.36	31,058	-	\$ 984.76	\$ 1,034.77	5.08%
MGS-S Customer 5483	3	29.04	189.68	40,720	-	\$ 1,637.61	\$ 1,720.91	5.09%
MGS-S Customer 5484	1	24.22	107.34	41,563	-	\$ 1,091.37	\$ 1,146.72	5.07%
MGS-S Customer 5485	1	36.49	117.41	46,509	-	\$ 1,205.99	\$ 1,267.19	5.07%
MGS-S Customer 5486	1	60.74	270.61	98,112	-	\$ 2,048.37	\$ 2,153.12	5.11%
MGS-S Customer 5487	3	86.88	321.84	60,240	-	\$ 2,569.20	\$ 2,700.41	5.11%
MGS-S Customer 5488	3	51.87	271.11	60,729	-	\$ 2,140.53	\$ 2,249.76	5.10%
MGS-S Customer 5489	3	60.54	169.07	65,628	-	\$ 1,717.22	\$ 1,804.39	5.08%
MGS-S Customer 5490	1	74.16	276.44	117,000	-	\$ 2,149.78	\$ 2,259.69	5.11%
MGS-S Customer 5491	3	66.24	198.76	60,196	-	\$ 1,886.02	\$ 1,981.91	5.08%
MGS-S Customer 5492	3	144.96	744.16	356,320	365.12	\$ 5,463.37	\$ 5,712.20	4.55%
MGS-S Customer 5493	3	95.24	371.16	102,360	-	\$ 2,843.46	\$ 2,988.85	5.11%
MGS-S Customer 5494	3	137.92	514.48	162,800	-	\$ 3,742.47	\$ 3,934.21	5.12%
MGS-S Customer 5495	3	86.46	188.29	52,251	-	\$ 1,949.87	\$ 2,048.91	5.08%
MGS-S Customer 5496	3	321.44	1,510.24	721,360	-	\$ 9,361.42	\$ 9,843.52	5.15%
MGS-S Customer 5497	3	62.16	228.04	103,280	-	\$ 1,998.65	\$ 2,100.43	5.09%
MGS-S Customer 5498	3	111.00	428.84	301,240	-	\$ 3,197.41	\$ 3,361.05	5.12%
MGS-S Customer 5499	1	71.58	271.23	146,660	-	\$ 2,111.39	\$ 2,219.33	5.11%
MGS-S Customer 5500	1	57.76	231.13	110,809	-	\$ 1,849.43	\$ 1,943.87	5.11%
MGS-S Customer 5501	3	33.79	169.46	71,162	-	\$ 1,570.56	\$ 1,650.33	5.08%
MGS-S Customer 5502	3	601.92	2,633.04	1,104,240	-	\$ 16,105.42	\$ 16,935.53	5.15%
MGS-S Customer 5503	3	312.12	1,484.40	933,840	-	\$ 9,190.31	\$ 9,663.60	5.15%
MGS-S Customer 5504	3	281.52	1,060.44	507,720	339.30	\$ 7,638.60	\$ 8,001.57	4.75%
MGS-S Customer 5505	3	114.80	545.04	189,840	-	\$ 3,755.34	\$ 3,947.94	5.13%
MGS-S Customer 5506	1	38.55	138.14	77,624	-	\$ 1,313.20	\$ 1,379.95	5.08%
MGS-S Customer 5507	3	82.08	264.16	111,200	-	\$ 2,276.08	\$ 2,392.10	5.10%
MGS-S Customer 5508	3	63.09	181.70	53,664	-	\$ 1,789.72	\$ 1,880.64	5.08%
MGS-S Customer 5509	1	99.52	249.36	103,720	-	\$ 2,165.42	\$ 2,275.93	5.10%
MGS-S Customer 5510	3	105.76	339.36	190,283	-	\$ 2,754.93	\$ 2,895.63	5.11%
MGS-S Customer 5511	3	80.30	377.60	102,600	-	\$ 2,790.30	\$ 2,933.05	5.12%
MGS-S Customer 5512	1	71.86	289.84	103,898	-	\$ 2,198.92	\$ 2,311.41	5.12%
MGS-S Customer 5513	3	149.36	892.40	278,640	-	\$ 5,551.96	\$ 5,837.59	5.14%
MGS-S Customer 5514	3	50.17	199.91	78,012	-	\$ 1,802.15	\$ 1,893.81	5.09%
MGS-S Customer 5515	3	531.60	2,514.00	1,953,000	821.10	\$ 16,561.05	\$ 17,342.90	4.72%
MGS-S Customer 5516	3	96.60	839.16	224,880	-	\$ 5,013.17	\$ 5,271.26	5.15%
MGS-S Customer 5517	3	31.31	135.09	52,704	-	\$ 1,398.01	\$ 1,468.83	5.07%

Internal Use

Customer	Phase	Jul - Aug KW	Sept - Jun KW	Jan - Dec KWH	Jan - Dec KVAR	Distribution 7/22 Prices	Distribution 8/23 Prices	Distribution % Difference
MGS-S Customer 5518	1	64.66	272.81	151,881	-	\$ 2,080.29	\$ 2,186.66	5.11%
MGS-S Customer 5519	1	42.48	168.56	21,236	-	\$ 1,475.55	\$ 1,550.70	5.09%
MGS-S Customer 5520	3	40.99	174.71	49,606	-	\$ 1,634.77	\$ 1,717.82	5.08%
MGS-S Customer 5521	3	-	50.05	78,150	-	\$ 831.35	\$ 873.00	5.01%
MGS-S Customer 5522	1	106.00	468.48	230,960	-	\$ 3,213.72	\$ 3,378.63	5.13%
MGS-S Customer 5523	3	203.84	881.44	220,480	-	\$ 5,803.68	\$ 6,101.95	5.14%
MGS-S Customer 5524	1	39.92	157.24	33,280	-	\$ 1,409.04	\$ 1,480.76	5.09%
MGS-S Customer 5525	3	32.72	137.06	76,860	-	\$ 1,414.93	\$ 1,486.63	5.07%
MGS-S Customer 5526	3	63.01	171.44	56,684	-	\$ 1,741.88	\$ 1,830.31	5.08%
MGS-S Customer 5527	1	27.97	167.21	67,431	-	\$ 1,388.78	\$ 1,459.55	5.10%
MGS-S Customer 5528	3	185.04	963.76	120,080	2,165.68	\$ 9,761.32	\$ 10,074.07	3.20%
MGS-S Customer 5529	3	663.60	2,812.80	1,765,200	58.80	\$ 17,378.20	\$ 18,268.72	5.12%
MGS-S Customer 5530	3	154.08	626.88	298,080	-	\$ 4,351.45	\$ 4,574.68	5.13%
MGS-S Customer 5531	3	249.60	974.64	469,200	-	\$ 6,488.24	\$ 6,821.68	5.14%
MGS-S Customer 5532	3	52.68	253.60	109,160	-	\$ 2,064.13	\$ 2,169.38	5.10%
MGS-S Customer 5533	3	87.68	370.18	77,277	-	\$ 2,796.98	\$ 2,940.01	5.11%
MGS-S Customer 5534	3	37.55	228.41	145,072	-	\$ 1,863.78	\$ 1,958.75	5.10%
MGS-S Customer 5535	1	43.56	226.44	86,953	-	\$ 1,748.95	\$ 1,838.29	5.11%
MGS-S Customer 5536	3	224.04	823.08	314,160	-	\$ 5,646.17	\$ 5,936.08	5.13%
MGS-S Customer 5537	3	300.24	1,737.36	572,760	337.32	\$ 10,866.50	\$ 11,397.17	4.88%
MGS-S Customer 5538	3	67.08	299.88	92,720	-	\$ 2,357.86	\$ 2,478.25	5.11%
MGS-S Customer 5539	3	118.92	553.68	156,600	-	\$ 3,818.13	\$ 4,013.95	5.13%
MGS-S Customer 5540	3	170.04	672.96	275,520	-	\$ 4,652.92	\$ 4,891.68	5.13%
MGS-S Customer 5541	3	73.04	350.72	122,240	-	\$ 2,625.82	\$ 2,760.08	5.11%
MGS-S Customer 5542	3	57.06	216.11	80,071	-	\$ 1,915.23	\$ 2,012.71	5.09%
MGS-S Customer 5543	3	211.60	1,491.44	532,560	-	\$ 8,664.95	\$ 9,111.79	5.16%
MGS-S Customer 5544	3	154.40	660.88	228,960	-	\$ 4,510.31	\$ 4,741.79	5.13%
MGS-S Customer 5545	1	-	220.66	1,476	-	\$ 1,480.49	\$ 1,556.25	5.12%
MGS-S Customer 5546	3	85.52	361.84	183,680	-	\$ 2,746.46	\$ 2,886.88	5.11%
MGS-S Customer 5547	1	79.73	341.04	117,805	-	\$ 2,479.15	\$ 2,606.12	5.12%
MGS-S Customer 5548	3	153.44	733.04	324,480	-	\$ 4,838.36	\$ 5,086.89	5.14%
MGS-S Customer 5549	1	36.55	193.83	28,331	-	\$ 1,559.39	\$ 1,638.94	5.10%
MGS-S Customer 5550	3	177.25	622.82	259,087	-	\$ 4,461.29	\$ 4,690.03	5.13%
MGS-S Customer 5551	3	70.53	249.02	73,048	-	\$ 2,142.03	\$ 2,251.19	5.10%
MGS-S Customer 5552	1	33.24	180.83	68,669	-	\$ 1,480.96	\$ 1,556.46	5.10%
MGS-S Customer 5553	3	117.87	555.98	344,572	-	\$ 3,822.93	\$ 4,019.00	5.13%
MGS-S Customer 5554	3	89.91	322.26	165,825	-	\$ 2,587.96	\$ 2,720.12	5.11%
MGS-S Customer 5555	3	50.96	172.88	92,760	-	\$ 1,681.65	\$ 1,767.05	5.08%
MGS-S Customer 5556	1	67.43	306.23	102,746	-	\$ 2,250.06	\$ 2,365.23	5.12%
MGS-S Customer 5557	3	57.21	161.63	66,641	-	\$ 1,664.37	\$ 1,748.82	5.07%

Internal Use

Customer	Phase	Jul - Aug KW	Sept - Jun KW	Jan - Dec KWH	Jan - Dec KVAR	Distribution 7/22 Prices	Distribution 8/23 Prices	Distribution % Difference
MGS-S Customer 5558	1	40.07	266.81	78,288	-	\$ 1,916.09	\$ 2,014.14	5.12%
MGS-S Customer 5559	1	48.57	266.67	70,152	-	\$ 1,962.62	\$ 2,063.02	5.12%
MGS-S Customer 5560	3	183.68	747.04	391,280	-	\$ 5,070.87	\$ 5,331.23	5.13%
MGS-S Customer 5561	3	684.96	2,298.24	1,163,520	645.36	\$ 16,116.63	\$ 16,889.64	4.80%
MGS-S Customer 5562	1	219.84	344.16	146,400	-	\$ 3,271.17	\$ 3,438.12	5.10%
MGS-S Customer 5563	1	68.53	261.38	160,400	-	\$ 2,048.96	\$ 2,153.68	5.11%
MGS-S Customer 5564	1	87.36	149.77	47,577	-	\$ 1,637.83	\$ 1,721.03	5.08%
MGS-S Customer 5565	3	57.24	246.32	128,740	-	\$ 2,055.80	\$ 2,160.58	5.10%
MGS-S Customer 5566	1	51.36	199.78	105,100	-	\$ 1,669.07	\$ 1,754.20	5.10%
MGS-S Customer 5567	1	134.44	570.32	150,120	-	\$ 3,842.06	\$ 4,039.38	5.14%
MGS-S Customer 5568	3	58.77	222.77	84,396	-	\$ 1,955.49	\$ 2,055.05	5.09%
MGS-S Customer 5569	3	46.81	405.90	165,985	-	\$ 2,735.17	\$ 2,875.34	5.12%
MGS-S Customer 5570	3	69.53	337.68	52,239	-	\$ 2,546.09	\$ 2,676.24	5.11%
MGS-S Customer 5571	3	158.80	364.26	129,512	-	\$ 3,164.34	\$ 3,325.87	5.10%
MGS-S Customer 5572	1	75.52	144.62	71,307	-	\$ 1,548.32	\$ 1,626.97	5.08%
MGS-S Customer 5573	3	83.80	440.40	240,000	-	\$ 3,099.86	\$ 3,258.66	5.12%
MGS-S Customer 5574	3	67.06	237.44	114,886	-	\$ 2,069.28	\$ 2,174.68	5.09%
MGS-S Customer 5575	1	22.32	215.40	57,480	-	\$ 1,580.06	\$ 1,660.81	5.11%
MGS-S Customer 5576	1	47.94	190.78	74,969	-	\$ 1,608.51	\$ 1,690.52	5.10%
MGS-S Customer 5577	3	34.72	107.44	8,640	1.72	\$ 1,292.11	\$ 1,357.26	5.04%
MGS-S Customer 5578	3	203.28	744.40	332,720	-	\$ 5,167.45	\$ 5,432.67	5.13%
MGS-S Customer 5579	1	44.66	154.27	84,862	-	\$ 1,421.63	\$ 1,493.96	5.09%
MGS-S Customer 5580	3	98.40	422.80	143,440	-	\$ 3,099.58	\$ 3,258.24	5.12%
MGS-S Customer 5581	3	91.16	465.76	73,560	86.74	\$ 3,405.33	\$ 3,572.27	4.90%
MGS-S Customer 5582	1	37.94	156.70	78,389	-	\$ 1,395.56	\$ 1,466.59	5.09%
MGS-S Customer 5583	3	80.00	270.16	98,120	-	\$ 2,292.26	\$ 2,409.14	5.10%
MGS-S Customer 5584	3	51.68	222.68	125,680	-	\$ 1,915.73	\$ 2,013.28	5.09%
MGS-S Customer 5585	3	32.72	70.40	43,360	-	\$ 1,106.96	\$ 1,162.66	5.03%
MGS-S Customer 5586	3	111.88	343.12	140,704	-	\$ 2,806.27	\$ 2,949.58	5.11%
MGS-S Customer 5587	3	414.50	2,332.00	728,500	-	\$ 13,674.44	\$ 14,379.82	5.16%
MGS-S Customer 5588	3	-	-	62,383	-	\$ 600.12	\$ 629.76	4.94%
MGS-S Customer 5589	1	32.82	178.34	95,737	-	\$ 1,467.12	\$ 1,541.91	5.10%
MGS-S Customer 5590	3	69.01	293.57	102,032	-	\$ 2,339.42	\$ 2,458.84	5.10%
MGS-S Customer 5591	3	455.80	1,937.84	270,120	-	\$ 12,082.63	\$ 12,704.98	5.15%
MGS-S Customer 5592	3	79.44	272.77	97,736	-	\$ 2,301.21	\$ 2,418.56	5.10%
MGS-S Customer 5593	3	51.17	197.13	52,491	-	\$ 1,794.85	\$ 1,886.13	5.09%
MGS-S Customer 5594	3	200.88	1,044.48	383,440	115.48	\$ 6,736.82	\$ 7,073.38	5.00%
MGS-S Customer 5595	3	54.16	218.40	119,436	-	\$ 1,909.72	\$ 2,006.94	5.09%
MGS-S Customer 5596	3	169.68	1,107.60	385,846	-	\$ 6,658.96	\$ 7,001.93	5.15%
MGS-S Customer 5597	3	85.99	389.22	237,127	-	\$ 2,875.56	\$ 3,022.69	5.12%

Internal Use

Customer	Phase	Jul - Aug KW	Sept - Jun KW	Jan - Dec KWH	Jan - Dec KVAR	Distribution 7/22 Prices	Distribution 8/23 Prices	Distribution % Difference
MGS-S Customer 5598	1	29.79	121.83	60,511	-	\$ 1,189.23	\$ 1,249.61	5.08%
MGS-S Customer 5599	3	149.48	640.29	311,395	-	\$ 4,387.87	\$ 4,613.04	5.13%
MGS-S Customer 5600	3	187.44	830.76	390,960	-	\$ 5,478.52	\$ 5,760.03	5.14%
MGS-S Customer 5601	3	79.20	313.92	110,880	-	\$ 2,489.99	\$ 2,617.15	5.11%
MGS-S Customer 5602	3	120.72	373.92	160,560	-	\$ 2,997.63	\$ 3,150.81	5.11%
MGS-S Customer 5603	1	91.04	285.21	66,364	-	\$ 2,283.98	\$ 2,400.72	5.11%
MGS-S Customer 5604	1	30.48	184.80	52,408	-	\$ 1,483.98	\$ 1,559.67	5.10%
MGS-S Customer 5605	1	43.97	194.37	85,568	-	\$ 1,603.06	\$ 1,684.82	5.10%
MGS-S Customer 5606	3	75.28	401.84	97,880	-	\$ 2,874.42	\$ 3,021.58	5.12%
MGS-S Customer 5607	3	19.29	95.18	36,211	-	\$ 1,146.91	\$ 1,204.80	5.05%
MGS-S Customer 5608	3	78.34	281.63	125,839	-	\$ 2,336.04	\$ 2,455.20	5.10%
MGS-S Customer 5609	1	35.91	156.29	53,868	-	\$ 1,382.40	\$ 1,452.76	5.09%
MGS-S Customer 5610	1	-	93.76	98,528	-	\$ 894.21	\$ 939.51	5.07%
MGS-S Customer 5611	3	246.08	1,010.88	305,040	-	\$ 6,636.13	\$ 6,977.28	5.14%
MGS-S Customer 5612	3	39.40	188.29	83,656	-	\$ 1,688.69	\$ 1,774.55	5.08%
MGS-S Customer 5613	3	62.22	191.86	64,308	-	\$ 1,831.83	\$ 1,924.94	5.08%
MGS-S Customer 5614	3	31.06	33.68	7,335	-	\$ 928.10	\$ 974.52	5.00%
MGS-S Customer 5615	3	99.46	296.29	109,302	-	\$ 2,520.98	\$ 2,649.58	5.10%
MGS-S Customer 5616	3	303.60	1,007.76	480,360	-	\$ 6,940.95	\$ 7,297.46	5.14%
MGS-S Customer 5617	1	45.29	173.33	56,689	-	\$ 1,513.18	\$ 1,590.26	5.09%
MGS-S Customer 5618	3	92.00	367.84	171,280	-	\$ 2,810.14	\$ 2,953.82	5.11%
MGS-S Customer 5619	3	70.16	399.84	173,840	-	\$ 2,836.77	\$ 2,982.02	5.12%
MGS-S Customer 5620	3	60.78	241.97	56,775	-	\$ 2,055.35	\$ 2,160.08	5.10%
MGS-S Customer 5621	3	115.00	492.08	287,880	-	\$ 3,511.78	\$ 3,691.72	5.12%
MGS-S Customer 5622	3	57.60	232.24	92,880	-	\$ 1,992.75	\$ 2,094.25	5.09%
MGS-S Customer 5623	1	55.59	218.40	115,295	-	\$ 1,778.57	\$ 1,869.35	5.10%
MGS-S Customer 5624	3	40.40	300.56	127,120	-	\$ 2,212.93	\$ 2,326.01	5.11%
MGS-S Customer 5625	3	266.88	924.32	513,600	-	\$ 6,351.66	\$ 6,677.87	5.14%
MGS-S Customer 5626	1	42.07	167.40	62,331	-	\$ 1,467.92	\$ 1,542.67	5.09%
MGS-S Customer 5627	3	98.04	511.20	328,040	-	\$ 3,505.99	\$ 3,685.77	5.13%
MGS-S Customer 5628	3	11.10	138.88	42,340	-	\$ 1,303.35	\$ 1,369.43	5.07%
MGS-S Customer 5629	3	349.44	1,326.00	842,720	-	\$ 8,665.63	\$ 9,111.36	5.14%
MGS-S Customer 5630	3	436.68	1,460.16	644,280	-	\$ 9,769.63	\$ 10,271.98	5.14%
MGS-S Customer 5631	3	685.44	3,110.16	1,714,080	-	\$ 18,773.25	\$ 19,741.25	5.16%
MGS-S Customer 5632	1	132.43	600.79	276,666	-	\$ 3,971.68	\$ 4,175.75	5.14%
MGS-S Customer 5633	3	50.72	422.32	160,000	-	\$ 2,832.73	\$ 2,977.93	5.13%
MGS-S Customer 5634	3	90.72	384.96	202,160	-	\$ 2,882.13	\$ 3,029.56	5.12%
MGS-S Customer 5635	3	80.60	239.40	79,800	-	\$ 2,153.48	\$ 2,263.14	5.09%
MGS-S Customer 5636	3	111.50	443.10	123,400	-	\$ 3,266.07	\$ 3,433.27	5.12%
MGS-S Customer 5637	1	116.63	626.39	275,569	-	\$ 4,002.26	\$ 4,208.05	5.14%

Internal Use

Customer	Phase	Jul - Aug KW	Sept - Jun KW	Jan - Dec KWH	Jan - Dec KVAR	Distribution 7/22 Prices	Distribution 8/23 Prices	Distribution % Difference
MGS-S Customer 5638	3	52.04	139.84	64,280	-	\$ 1,535.00	\$ 1,612.78	5.07%
MGS-S Customer 5639	3	86.52	358.92	181,560	-	\$ 2,738.52	\$ 2,878.52	5.11%
MGS-S Customer 5640	3	100.68	371.80	176,280	-	\$ 2,876.61	\$ 3,023.67	5.11%
MGS-S Customer 5641	3	28.33	162.32	67,093	-	\$ 1,507.27	\$ 1,583.80	5.08%
MGS-S Customer 5642	3	81.33	335.18	172,712	-	\$ 2,600.03	\$ 2,732.89	5.11%
MGS-S Customer 5643	1	79.28	227.60	26,040	-	\$ 1,952.56	\$ 2,052.18	5.10%
MGS-S Customer 5644	3	49.02	142.06	63,029	-	\$ 1,528.50	\$ 1,605.96	5.07%
MGS-S Customer 5645	1	46.80	274.00	71,640	-	\$ 1,986.66	\$ 2,088.32	5.12%
MGS-S Customer 5646	1	40.94	148.81	59,858	-	\$ 1,375.76	\$ 1,445.74	5.09%
MGS-S Customer 5647	3	127.96	530.44	262,960	-	\$ 3,760.93	\$ 3,953.71	5.13%
MGS-S Customer 5648	3	73.73	293.37	109,417	-	\$ 2,364.69	\$ 2,485.38	5.10%
MGS-S Customer 5649	1	50.73	211.72	123,152	-	\$ 1,720.74	\$ 1,808.56	5.10%
MGS-S Customer 5650	3	124.88	560.56	341,040	-	\$ 3,882.99	\$ 4,082.13	5.13%
MGS-S Customer 5651	1	57.25	128.45	46,719	-	\$ 1,372.22	\$ 1,441.87	5.08%
MGS-S Customer 5652	3	163.36	601.60	302,320	-	\$ 4,286.16	\$ 4,505.92	5.13%
MGS-S Customer 5653	1	60.40	280.70	144,644	-	\$ 2,093.09	\$ 2,200.17	5.12%
MGS-S Customer 5654	3	514.40	2,319.20	1,080,000	336.40	\$ 14,741.62	\$ 15,471.90	4.95%
MGS-S Customer 5655	1	92.08	188.72	76,160	-	\$ 1,843.97	\$ 1,937.85	5.09%
MGS-S Customer 5656	3	192.00	837.96	396,600	-	\$ 5,537.10	\$ 5,821.61	5.14%
MGS-S Customer 5657	3	48.72	261.48	93,360	-	\$ 2,078.55	\$ 2,184.59	5.10%
MGS-S Customer 5658	1	57.44	169.97	68,238	-	\$ 1,565.09	\$ 1,644.77	5.09%
MGS-S Customer 5659	3	20.83	111.30	49,592	-	\$ 1,229.93	\$ 1,292.12	5.06%
MGS-S Customer 5660	1	69.28	314.46	64,303	-	\$ 2,298.35	\$ 2,416.02	5.12%
MGS-S Customer 5661	3	104.22	373.58	116,050	-	\$ 2,904.48	\$ 3,052.96	5.11%
MGS-S Customer 5662	3	118.88	490.16	320,880	-	\$ 3,524.44	\$ 3,705.01	5.12%
MGS-S Customer 5663	3	60.19	261.18	90,999	-	\$ 2,140.83	\$ 2,250.00	5.10%
MGS-S Customer 5664	1	53.61	277.02	90,162	-	\$ 2,038.41	\$ 2,142.70	5.12%
MGS-S Customer 5665	3	49.84	227.92	120,440	-	\$ 1,929.72	\$ 2,028.02	5.09%
MGS-S Customer 5666	3	57.68	190.16	43,480	-	\$ 1,798.78	\$ 1,890.21	5.08%
MGS-S Customer 5667	1	71.21	283.77	137,508	-	\$ 2,167.27	\$ 2,278.12	5.11%
MGS-S Customer 5668	3	530.60	2,245.40	1,309,000	-	\$ 13,918.70	\$ 14,635.80	5.15%
MGS-S Customer 5669	1	25.50	107.43	34,094	-	\$ 1,098.89	\$ 1,154.61	5.07%
MGS-S Customer 5670	3	53.02	188.64	85,871	-	\$ 1,765.90	\$ 1,855.66	5.08%
MGS-S Customer 5671	1	38.71	155.51	75,665	-	\$ 1,394.34	\$ 1,465.30	5.09%
MGS-S Customer 5672	3	43.52	222.61	53,469	-	\$ 1,870.11	\$ 1,965.37	5.09%
MGS-S Customer 5673	3	64.09	145.27	36,663	-	\$ 1,626.97	\$ 1,709.42	5.07%
MGS-S Customer 5674	1	46.72	428.32	125,920	-	\$ 2,699.17	\$ 2,837.85	5.14%
MGS-S Customer 5675	3	75.82	433.38	38,620	-	\$ 3,023.14	\$ 3,178.02	5.12%
MGS-S Customer 5676	3	60.36	447.00	140,280	-	\$ 3,000.26	\$ 3,154.08	5.13%
MGS-S Customer 5677	3	54.91	233.65	59,156	-	\$ 1,984.33	\$ 2,085.42	5.09%

Internal Use

Customer	Phase	Jul - Aug KW	Sept - Jun KW	Jan - Dec KWH	Jan - Dec KVAR	Distribution 7/22 Prices	Distribution 8/23 Prices	Distribution % Difference
MGS-S Customer 5678	3	40.85	140.96	62,767	-	\$ 1,478.07	\$ 1,552.98	5.07%
MGS-S Customer 5679	3	110.72	432.96	237,040	-	\$ 3,214.89	\$ 3,379.44	5.12%
MGS-S Customer 5680	3	94.36	423.12	128,520	14.78	\$ 3,103.76	\$ 3,261.37	5.08%
MGS-S Customer 5681	3	135.24	1,081.92	356,520	2.82	\$ 6,353.97	\$ 6,681.13	5.15%
MGS-S Customer 5682	1	1.75	0.11	393	-	\$ 471.26	\$ 494.58	4.95%
MGS-S Customer 5683	3	47.86	189.79	38,272	-	\$ 1,742.57	\$ 1,831.16	5.08%
MGS-S Customer 5684	3	154.80	718.20	267,280	-	\$ 4,777.34	\$ 5,022.70	5.14%
MGS-S Customer 5685	3	47.08	176.47	91,483	-	\$ 1,676.71	\$ 1,761.88	5.08%
MGS-S Customer 5686	3	86.56	289.68	110,720	-	\$ 2,418.85	\$ 2,542.25	5.10%
MGS-S Customer 5687	3	90.15	334.66	125,393	-	\$ 2,646.58	\$ 2,781.78	5.11%
MGS-S Customer 5688	3	139.60	520.96	142,080	-	\$ 3,781.74	\$ 3,975.49	5.12%
MGS-S Customer 5689	3	36.21	186.86	78,115	-	\$ 1,664.38	\$ 1,749.00	5.08%
MGS-S Customer 5690	3	98.06	365.02	146,442	-	\$ 2,830.75	\$ 2,975.45	5.11%
MGS-S Customer 5691	3	65.00	179.32	56,960	-	\$ 1,789.33	\$ 1,880.21	5.08%
MGS-S Customer 5692	3	62.82	244.84	113,398	-	\$ 2,079.93	\$ 2,185.92	5.10%
MGS-S Customer 5693	3	35.33	142.82	64,031	-	\$ 1,456.03	\$ 1,529.84	5.07%
MGS-S Customer 5694	3	248.80	1,014.32	639,760	13.20	\$ 6,689.56	\$ 7,032.30	5.12%
MGS-S Customer 5695	1	48.74	190.92	45,996	-	\$ 1,613.60	\$ 1,695.87	5.10%
MGS-S Customer 5696	1	50.80	235.24	73,600	-	\$ 1,829.79	\$ 1,923.27	5.11%
MGS-S Customer 5697	3	86.96	607.52	252,160	-	\$ 3,889.49	\$ 4,089.28	5.14%
MGS-S Customer 5698	1	34.24	199.20	52,000	-	\$ 1,571.38	\$ 1,651.57	5.10%
MGS-S Customer 5699	3	33.84	154.04	8,680	-	\$ 1,499.60	\$ 1,575.68	5.07%
MGS-S Customer 5700	1	44.78	204.45	101,840	-	\$ 1,654.13	\$ 1,738.53	5.10%
MGS-S Customer 5701	3	11.18	101.16	294,446	-	\$ 1,129.53	\$ 1,186.58	5.05%
MGS-S Customer 5702	3	37.08	211.32	72,480	-	\$ 1,782.21	\$ 1,872.95	5.09%
MGS-S Customer 5703	1	39.98	117.26	58,030	-	\$ 1,224.67	\$ 1,286.81	5.07%
MGS-S Customer 5704	3	52.70	177.10	53,150	-	\$ 1,710.81	\$ 1,797.71	5.08%
MGS-S Customer 5705	1	42.33	217.59	86,519	-	\$ 1,701.24	\$ 1,788.11	5.11%
MGS-S Customer 5706	3	677.76	3,270.24	465,600	1,064.88	\$ 21,280.49	\$ 22,284.76	4.72%
MGS-S Customer 5707	3	132.72	1,328.04	404,400	-	\$ 7,472.26	\$ 7,857.79	5.16%
MGS-S Customer 5708	1	61.30	277.30	100,282	-	\$ 2,082.38	\$ 2,188.90	5.12%
MGS-S Customer 5709	3	-	19.46	3,633	-	\$ 690.03	\$ 724.34	4.97%
MGS-S Customer 5710	1	41.92	246.08	78,687	-	\$ 1,830.59	\$ 1,924.18	5.11%
MGS-S Customer 5711	3	39.19	74.04	37,990	-	\$ 1,159.69	\$ 1,218.07	5.03%
MGS-S Customer 5712	1	29.08	162.06	88,315	-	\$ 1,371.15	\$ 1,440.99	5.09%
MGS-S Customer 5713	3	206.04	900.24	203,640	344.82	\$ 6,488.94	\$ 6,792.33	4.68%
MGS-S Customer 5714	3	62.80	309.50	64,400	-	\$ 2,378.55	\$ 2,500.05	5.11%
MGS-S Customer 5715	3	75.80	233.79	77,422	-	\$ 2,100.92	\$ 2,207.89	5.09%
MGS-S Customer 5716	3	27.95	212.23	103,408	-	\$ 1,735.75	\$ 1,824.15	5.09%
MGS-S Customer 5717	1	54.27	255.45	201,723	-	\$ 1,942.42	\$ 2,041.72	5.11%

Internal Use

Customer	Phase	Jul - Aug KW	Sept - Jun KW	Jan - Dec KWH	Jan - Dec KVAR	Distribution 7/22 Prices	Distribution 8/23 Prices	Distribution % Difference
MGS-S Customer 5718	3	68.91	372.78	111,076	-	\$ 2,704.81	\$ 2,843.22	5.12%
MGS-S Customer 5719	3	-	-	-	-	\$ 600.12	\$ 629.76	4.94%
MGS-S Customer 5720	1	52.44	232.25	50,969	-	\$ 1,825.08	\$ 1,918.30	5.11%
MGS-S Customer 5721	3	38.32	162.40	59,280	-	\$ 1,563.08	\$ 1,642.43	5.08%
MGS-S Customer 5722	1	-	-	-	-	\$ 461.04	\$ 483.84	4.95%
MGS-S Customer 5723	3	507.60	1,801.92	1,011,920	139.36	\$ 11,979.08	\$ 12,583.31	5.04%
MGS-S Customer 5724	3	192.96	464.50	16,680	-	\$ 3,817.04	\$ 4,012.19	5.11%
MGS-S Customer 5725	3	118.06	553.08	223,500	-	\$ 3,810.58	\$ 4,006.02	5.13%
MGS-S Customer 5726	1	131.20	287.68	98,080	-	\$ 2,518.28	\$ 2,646.86	5.11%
MGS-S Customer 5727	1	104.51	144.15	50,758	-	\$ 1,707.04	\$ 1,793.70	5.08%
MGS-S Customer 5728	3	39.34	177.94	61,086	-	\$ 1,640.54	\$ 1,723.90	5.08%
MGS-S Customer 5729	3	57.40	683.44	132,240	-	\$ 4,076.18	\$ 4,285.92	5.15%
MGS-S Customer 5730	3	33.92	158.16	77,120	-	\$ 1,519.08	\$ 1,596.17	5.07%
MGS-S Customer 5731	3	52.88	151.41	51,322	-	\$ 1,593.12	\$ 1,673.90	5.07%
MGS-S Customer 5732	3	29.18	120.79	42,981	-	\$ 1,320.12	\$ 1,386.92	5.06%
MGS-S Customer 5733	3	86.72	250.04	120,880	-	\$ 2,236.60	\$ 2,350.53	5.09%
MGS-S Customer 5734	3	68.91	220.37	51,676	-	\$ 2,000.68	\$ 2,102.50	5.09%
MGS-S Customer 5735	3	221.76	1,020.00	507,120	-	\$ 6,543.29	\$ 6,879.82	5.14%
MGS-S Customer 5736	1	69.57	204.47	58,169	-	\$ 1,791.80	\$ 1,883.16	5.10%
MGS-S Customer 5737	3	319.44	1,167.36	600,000	107.76	\$ 7,949.41	\$ 8,348.66	5.02%
MGS-S Customer 5738	3	79.13	259.49	114,483	-	\$ 2,238.14	\$ 2,352.21	5.10%
MGS-S Customer 5739	3	56.74	259.52	126,341	-	\$ 2,114.01	\$ 2,221.82	5.10%
MGS-S Customer 5740	3	94.65	478.15	42,315	-	\$ 3,334.48	\$ 3,505.38	5.13%
MGS-S Customer 5741	3	134.04	644.48	309,680	65.78	\$ 4,433.37	\$ 4,655.21	5.00%
MGS-S Customer 5742	3	48.56	317.44	106,720	-	\$ 2,336.20	\$ 2,455.62	5.11%
MGS-S Customer 5743	1	3.09	341.66	54,034	-	\$ 2,056.66	\$ 2,162.32	5.14%
MGS-S Customer 5744	3	44.86	206.37	80,794	-	\$ 1,802.52	\$ 1,894.25	5.09%
MGS-S Customer 5745	3	47.35	196.15	59,402	-	\$ 1,769.13	\$ 1,859.10	5.09%
MGS-S Customer 5746	3	155.52	631.40	345,440	-	\$ 4,380.32	\$ 4,605.05	5.13%
MGS-S Customer 5747	3	33.76	151.36	44,640	-	\$ 1,486.77	\$ 1,562.19	5.07%
MGS-S Customer 5748	3	39.36	96.96	23,840	-	\$ 1,266.52	\$ 1,330.45	5.05%
MGS-S Customer 5749	3	64.86	247.55	76,025	-	\$ 2,103.77	\$ 2,210.99	5.10%
MGS-S Customer 5750	3	-	187.96	48,465	-	\$ 1,468.50	\$ 1,543.25	5.09%
MGS-S Customer 5751	3	44.32	173.26	97,436	-	\$ 1,646.56	\$ 1,730.19	5.08%
MGS-S Customer 5752	1	123.60	462.48	262,960	-	\$ 3,283.68	\$ 3,452.08	5.13%
MGS-S Customer 5753	1	39.71	181.76	82,805	-	\$ 1,521.16	\$ 1,598.70	5.10%
MGS-S Customer 5754	3	24.26	115.92	45,441	-	\$ 1,270.31	\$ 1,334.57	5.06%
MGS-S Customer 5755	1	46.76	158.61	61,854	-	\$ 1,453.34	\$ 1,527.30	5.09%
MGS-S Customer 5756	3	353.92	1,681.44	1,400,080	-	\$ 10,332.63	\$ 10,864.91	5.15%
MGS-S Customer 5757	3	125.04	391.48	162,000	-	\$ 3,102.73	\$ 3,261.34	5.11%

Internal Use

Customer	Phase	Jul - Aug KW	Sept - Jun KW	Jan - Dec KWH	Jan - Dec KVAR	Distribution 7/22 Prices	Distribution 8/23 Prices	Distribution % Difference
MGS-S Customer 5758	3	133.79	737.83	140,136	-	\$ 4,751.43	\$ 4,995.61	5.14%
MGS-S Customer 5759	3	214.88	884.20	503,840	-	\$ 5,877.71	\$ 6,179.72	5.14%
MGS-S Customer 5760	1	47.44	245.55	105,955	-	\$ 1,858.77	\$ 1,953.79	5.11%
MGS-S Customer 5761	1	41.41	193.40	56,229	-	\$ 1,584.37	\$ 1,665.18	5.10%
MGS-S Customer 5762	1	80.09	361.89	93,558	-	\$ 2,577.47	\$ 2,709.55	5.12%
MGS-S Customer 5763	3	37.12	160.45	51,815	-	\$ 1,547.42	\$ 1,625.96	5.08%
MGS-S Customer 5764	3	69.37	281.77	113,652	-	\$ 2,286.90	\$ 2,403.59	5.10%
MGS-S Customer 5765	3	38.01	204.02	52,030	-	\$ 1,753.65	\$ 1,842.90	5.09%
MGS-S Customer 5766	3	32.72	198.64	92,840	-	\$ 1,699.43	\$ 1,785.91	5.09%
MGS-S Customer 5767	1	51.01	303.76	156,654	-	\$ 2,147.52	\$ 2,257.50	5.12%
MGS-S Customer 5768	3	29.11	144.42	95,834	-	\$ 1,428.90	\$ 1,501.35	5.07%
MGS-S Customer 5769	3	26.94	129.36	67,251	-	\$ 1,347.28	\$ 1,415.51	5.06%
MGS-S Customer 5770	1	44.52	176.22	66,462	-	\$ 1,522.26	\$ 1,599.82	5.10%
MGS-S Customer 5771	1	58.47	184.34	86,919	-	\$ 1,637.20	\$ 1,720.61	5.09%
MGS-S Customer 5772	3	210.08	888.96	553,120	-	\$ 5,873.06	\$ 6,174.87	5.14%
MGS-S Customer 5773	3	46.90	181.63	39,510	-	\$ 1,699.55	\$ 1,785.91	5.08%
MGS-S Customer 5774	3	24.10	200.02	53,341	-	\$ 1,657.97	\$ 1,742.36	5.09%
MGS-S Customer 5775	1	62.76	89.48	38,760	-	\$ 1,222.76	\$ 1,284.60	5.06%
MGS-S Customer 5776	1	30.51	134.63	99,005	-	\$ 1,252.36	\$ 1,316.02	5.08%
MGS-S Customer 5777	3	201.08	749.40	406,240	-	\$ 5,178.34	\$ 5,444.14	5.13%
MGS-S Customer 5778	1	41.47	84.81	29,747	-	\$ 1,083.02	\$ 1,137.79	5.06%
MGS-S Customer 5779	3	46.81	187.07	77,114	-	\$ 1,724.18	\$ 1,811.82	5.08%
MGS-S Customer 5780	3	56.31	233.35	104,998	-	\$ 1,990.72	\$ 2,092.13	5.09%
MGS-S Customer 5781	1	14.59	63.88	27,846	-	\$ 837.14	\$ 879.36	5.04%
MGS-S Customer 5782	3	73.00	317.68	58,640	157.78	\$ 2,741.18	\$ 2,867.50	4.61%
MGS-S Customer 5783	3	453.48	2,194.32	1,226,640	-	\$ 13,254.69	\$ 13,937.94	5.15%
MGS-S Customer 5784	1	86.84	158.56	58,543	-	\$ 1,675.55	\$ 1,760.72	5.08%
MGS-S Customer 5785	3	117.48	409.20	224,640	-	\$ 3,142.64	\$ 3,303.38	5.11%
MGS-S Customer 5786	3	31.84	180.92	84,560	-	\$ 1,612.68	\$ 1,694.66	5.08%
MGS-S Customer 5787	1	92.31	119.28	40,381	-	\$ 1,524.43	\$ 1,601.71	5.07%
MGS-S Customer 5788	3	104.05	512.13	199,764	-	\$ 3,543.64	\$ 3,725.32	5.13%
MGS-S Customer 5789	3	52.66	201.09	70,644	-	\$ 1,821.42	\$ 1,914.07	5.09%
MGS-S Customer 5790	1	36.75	164.65	102,468	-	\$ 1,425.69	\$ 1,498.29	5.09%
MGS-S Customer 5791	3	64.95	267.71	113,466	-	\$ 2,197.41	\$ 2,309.49	5.10%
MGS-S Customer 5792	3	150.04	624.12	384,040	-	\$ 4,316.28	\$ 4,537.72	5.13%
MGS-S Customer 5793	3	167.37	587.82	312,396	-	\$ 4,244.75	\$ 4,462.33	5.13%
MGS-S Customer 5794	3	53.33	224.10	80,681	-	\$ 1,931.44	\$ 2,029.80	5.09%
MGS-S Customer 5795	3	41.80	171.96	48,440	-	\$ 1,626.57	\$ 1,709.18	5.08%
MGS-S Customer 5796	3	126.80	588.00	228,320	-	\$ 4,020.42	\$ 4,226.68	5.13%
MGS-S Customer 5797	3	189.84	561.60	295,920	-	\$ 4,248.32	\$ 4,465.90	5.12%

Internal Use

Customer	Phase	Jul - Aug KW	Sept - Jun KW	Jan - Dec KWH	Jan - Dec KVAR	Distribution 7/22 Prices	Distribution 8/23 Prices	Distribution % Difference
MGS-S Customer 5798	3	55.80	279.18	103,116	-	\$ 2,199.62	\$ 2,311.89	5.10%
MGS-S Customer 5799	1	46.14	149.18	52,070	-	\$ 1,406.33	\$ 1,477.85	5.09%
MGS-S Customer 5800	3	44.62	193.91	129,926	-	\$ 1,743.63	\$ 1,832.30	5.09%
MGS-S Customer 5801	3	175.42	719.94	222,900	-	\$ 4,899.82	\$ 5,151.37	5.13%
MGS-S Customer 5802	1	57.64	77.98	24,880	-	\$ 1,141.21	\$ 1,198.86	5.05%
MGS-S Customer 5803	1	33.05	161.54	59,665	-	\$ 1,390.78	\$ 1,461.61	5.09%
MGS-S Customer 5804	3	35.60	183.52	35,440	-	\$ 1,645.56	\$ 1,729.22	5.08%
MGS-S Customer 5805	3	90.23	378.16	146,396	-	\$ 2,848.00	\$ 2,993.66	5.11%
MGS-S Customer 5806	3	60.49	260.17	124,925	-	\$ 2,137.82	\$ 2,246.84	5.10%
MGS-S Customer 5807	3	73.52	297.44	29,680	-	\$ 2,382.33	\$ 2,503.94	5.10%
MGS-S Customer 5808	3	74.60	285.84	103,480	-	\$ 2,334.73	\$ 2,453.86	5.10%
MGS-S Customer 5809	1	60.44	221.28	131,091	-	\$ 1,818.80	\$ 1,911.63	5.10%
MGS-S Customer 5810	1	87.40	95.88	41,754	-	\$ 1,389.08	\$ 1,459.36	5.06%
MGS-S Customer 5811	3	28.32	180.12	83,890	-	\$ 1,589.45	\$ 1,670.25	5.08%
MGS-S Customer 5812	3	70.24	320.48	144,640	-	\$ 2,470.57	\$ 2,596.79	5.11%
MGS-S Customer 5813	3	92.80	452.00	147,600	-	\$ 3,203.40	\$ 3,367.50	5.12%
MGS-S Customer 5814	3	89.40	482.60	238,300	-	\$ 3,325.90	\$ 3,496.40	5.13%
MGS-S Customer 5815	3	91.18	392.56	137,454	-	\$ 2,919.80	\$ 3,069.18	5.12%
MGS-S Customer 5816	3	29.76	240.04	94,160	-	\$ 1,874.27	\$ 1,969.86	5.10%
MGS-S Customer 5817	3	169.68	745.04	398,720	-	\$ 4,983.93	\$ 5,239.89	5.14%
MGS-S Customer 5818	1	14.52	140.20	42,894	-	\$ 1,189.35	\$ 1,249.86	5.09%
MGS-S Customer 5819	3	194.56	1,123.28	506,400	44.68	\$ 6,945.44	\$ 7,299.14	5.09%
MGS-S Customer 5820	3	22.08	123.24	47,800	-	\$ 1,292.03	\$ 1,357.43	5.06%
MGS-S Customer 5821	3	59.76	255.40	163,882	-	\$ 2,111.74	\$ 2,219.40	5.10%
MGS-S Customer 5822	1	67.91	340.95	121,169	-	\$ 2,413.13	\$ 2,536.77	5.12%
MGS-S Customer 5823	3	55.92	251.60	64,560	-	\$ 2,072.87	\$ 2,178.55	5.10%
MGS-S Customer 5824	3	64.46	183.32	36,097	-	\$ 1,804.81	\$ 1,896.50	5.08%
MGS-S Customer 5825	1	26.56	165.92	58,640	-	\$ 1,375.00	\$ 1,445.06	5.10%
MGS-S Customer 5826	3	244.32	1,042.32	573,480	-	\$ 6,771.61	\$ 7,119.82	5.14%
MGS-S Customer 5827	3	77.75	319.69	161,245	-	\$ 2,508.60	\$ 2,636.74	5.11%
MGS-S Customer 5828	1	46.26	228.54	42,420	-	\$ 1,773.64	\$ 1,864.24	5.11%
MGS-S Customer 5829	3	77.50	430.90	205,900	157.90	\$ 3,289.43	\$ 3,444.19	4.70%
MGS-S Customer 5830	3	57.00	307.80	120,200	-	\$ 2,338.51	\$ 2,457.98	5.11%
MGS-S Customer 5831	3	283.60	940.00	475,600	-	\$ 6,516.90	\$ 6,851.55	5.14%
MGS-S Customer 5832	3	65.60	382.30	141,000	72.75	\$ 2,854.10	\$ 2,993.86	4.90%
MGS-S Customer 5833	3	93.39	461.18	251,721	-	\$ 3,249.09	\$ 3,415.56	5.12%
MGS-S Customer 5834	1	-	77.39	39,898	-	\$ 818.58	\$ 859.96	5.06%
MGS-S Customer 5835	3	91.32	456.74	109,220	-	\$ 3,217.08	\$ 3,381.91	5.12%
MGS-S Customer 5836	1	82.53	100.42	34,091	-	\$ 1,383.02	\$ 1,453.03	5.06%
MGS-S Customer 5837	3	156.40	670.82	328,337	Internal Use	\$ 4,567.33	\$ 4,801.76	5.13%

Customer	Phase	Jul - Aug KW	Sept - Jun KW	Jan - Dec KWH	Jan - Dec KVAR	Distribution 7/22 Prices	Distribution 8/23 Prices	Distribution % Difference
MGS-S Customer 5838	1	77.02	223.83	86,800	-	\$ 1,922.60	\$ 2,020.68	5.10%
MGS-S Customer 5839	1	122.97	179.50	57,231	-	\$ 1,972.81	\$ 2,073.13	5.09%
MGS-S Customer 5840	3	44.19	212.68	81,630	-	\$ 1,827.96	\$ 1,921.01	5.09%
MGS-S Customer 5841	3	40.23	236.61	92,861	-	\$ 1,916.53	\$ 2,014.23	5.10%
MGS-S Customer 5842	3	49.00	204.56	65,800	-	\$ 1,817.14	\$ 1,909.59	5.09%
MGS-S Customer 5843	1	46.16	198.94	83,119	-	\$ 1,636.33	\$ 1,719.80	5.10%
MGS-S Customer 5844	3	208.00	665.60	386,800	79.60	\$ 4,964.91	\$ 5,212.54	4.99%
MGS-S Customer 5845	1	29.06	142.55	51,094	-	\$ 1,280.90	\$ 1,346.05	5.09%
MGS-S Customer 5846	1	35.08	251.88	61,365	-	\$ 1,819.42	\$ 1,912.49	5.12%
MGS-S Customer 5847	3	90.87	334.55	157,260	-	\$ 2,650.07	\$ 2,785.45	5.11%
MGS-S Customer 5848	3	50.00	290.80	116,360	-	\$ 2,221.12	\$ 2,334.55	5.11%
MGS-S Customer 5849	3	6.18	132.84	60,049	-	\$ 1,248.14	\$ 1,311.39	5.07%
MGS-S Customer 5850	3	60.73	178.56	42,123	-	\$ 1,762.12	\$ 1,851.62	5.08%
MGS-S Customer 5851	3	98.12	439.20	276,760	-	\$ 3,173.79	\$ 3,336.31	5.12%
MGS-S Customer 5852	3	29.80	120.31	58,290	-	\$ 1,321.34	\$ 1,388.20	5.06%
MGS-S Customer 5853	3	76.65	371.17	152,311	-	\$ 2,740.33	\$ 2,880.52	5.12%
MGS-S Customer 5854	1	58.25	206.01	74,550	-	\$ 1,736.09	\$ 1,824.65	5.10%
MGS-S Customer 5855	3	51.23	202.06	83,970	-	\$ 1,817.96	\$ 1,910.44	5.09%
MGS-S Customer 5856	3	64.60	326.60	106,200	64.00	\$ 2,576.34	\$ 2,702.45	4.89%
MGS-S Customer 5857	3	453.12	2,075.04	1,631,040	-	\$ 12,701.62	\$ 13,356.14	5.15%
MGS-S Customer 5858	3	39.77	182.50	44,897	-	\$ 1,663.99	\$ 1,748.57	5.08%
MGS-S Customer 5859	3	123.60	488.37	213,097	-	\$ 3,542.37	\$ 3,723.83	5.12%
MGS-S Customer 5860	3	20.80	61.12	29,680	-	\$ 997.93	\$ 1,048.07	5.02%
MGS-S Customer 5861	3	126.48	590.48	255,120	-	\$ 4,030.10	\$ 4,236.87	5.13%
MGS-S Customer 5862	3	61.62	188.91	65,725	-	\$ 1,814.88	\$ 1,907.11	5.08%
MGS-S Customer 5863	3	164.40	682.32	286,240	-	\$ 4,664.86	\$ 4,904.29	5.13%
MGS-S Customer 5864	3	266.16	997.20	380,560	-	\$ 6,684.37	\$ 7,027.86	5.14%
MGS-S Customer 5865	3	104.56	521.36	218,640	-	\$ 3,589.11	\$ 3,773.15	5.13%
MGS-S Customer 5866	3	794.08	2,680.64	1,545,120	166.80	\$ 17,675.38	\$ 18,570.72	5.07%
MGS-S Customer 5867	1	54.74	243.31	156,671	-	\$ 1,888.94	\$ 1,985.46	5.11%
MGS-S Customer 5868	3	149.20	652.88	363,200	-	\$ 4,444.49	\$ 4,672.59	5.13%
MGS-S Customer 5869	3	134.64	458.96	66,080	105.32	\$ 3,646.81	\$ 3,824.30	4.87%
MGS-S Customer 5870	1	78.56	294.96	64,280	-	\$ 2,259.76	\$ 2,375.35	5.12%
MGS-S Customer 5871	1	35.57	142.18	61,673	-	\$ 1,315.33	\$ 1,382.21	5.08%
MGS-S Customer 5872	3	231.60	1,006.24	613,040	-	\$ 6,534.33	\$ 6,870.31	5.14%
MGS-S Customer 5873	1	41.95	110.96	40,663	-	\$ 1,206.50	\$ 1,267.67	5.07%
MGS-S Customer 5874	3	95.16	371.32	191,480	-	\$ 2,843.76	\$ 2,989.16	5.11%
MGS-S Customer 5875	3	36.48	308.00	35,840	-	\$ 2,225.54	\$ 2,339.32	5.11%
MGS-S Customer 5876	3	102.21	338.86	133,446	-	\$ 2,732.92	\$ 2,872.50	5.11%
MGS-S Customer 5877	3	276.48	1,840.92	561,360	-	\$ 10,639.63	\$ 11,188.51	5.16%

Internal Use

Customer	Phase	Jul - Aug KW	Sept - Jun KW	Jan - Dec KWH	Jan - Dec KVAR	Distribution 7/22 Prices	Distribution 8/23 Prices	Distribution % Difference
MGS-S Customer 5878	3	80.68	553.16	137,120	-	\$ 3,603.49	\$ 3,788.48	5.13%
MGS-S Customer 5879	3	41.60	220.32	79,680	-	\$ 1,848.88	\$ 1,943.04	5.09%
MGS-S Customer 5880	3	92.60	452.58	76,348	-	\$ 3,204.97	\$ 3,369.16	5.12%
MGS-S Customer 5881	3	113.16	589.84	216,480	-	\$ 3,953.22	\$ 4,156.11	5.13%
MGS-S Customer 5882	3	62.24	236.40	113,600	-	\$ 2,037.72	\$ 2,141.52	5.09%
MGS-S Customer 5883	3	194.96	741.44	382,960	-	\$ 5,107.60	\$ 5,369.78	5.13%
MGS-S Customer 5884	3	49.20	213.08	94,400	-	\$ 1,857.61	\$ 1,952.16	5.09%
MGS-S Customer 5885	3	159.46	340.53	32,250	-	\$ 3,058.37	\$ 3,214.39	5.10%
MGS-S Customer 5886	3	-	119.37	24,147	-	\$ 1,151.61	\$ 1,209.90	5.06%
MGS-S Customer 5887	3	119.20	572.40	179,600	86.40	\$ 4,053.05	\$ 4,253.44	4.94%
MGS-S Customer 5888	3	72.78	326.96	208,818	-	\$ 2,514.60	\$ 2,643.09	5.11%
MGS-S Customer 5889	3	91.28	508.16	155,120	-	\$ 3,454.42	\$ 3,631.58	5.13%
MGS-S Customer 5890	3	61.44	223.06	112,733	-	\$ 1,971.65	\$ 2,072.03	5.09%
MGS-S Customer 5891	3	100.56	394.96	159,360	-	\$ 2,982.94	\$ 3,135.53	5.12%
MGS-S Customer 5892	3	276.96	2,276.04	1,067,280	-	\$ 12,652.55	\$ 13,305.99	5.16%
MGS-S Customer 5893	3	28.16	235.60	85,520	-	\$ 1,844.88	\$ 1,938.95	5.10%
MGS-S Customer 5894	1	70.87	70.47	3,506	-	\$ 1,179.94	\$ 1,239.50	5.05%
MGS-S Customer 5895	3	77.53	323.87	171,742	-	\$ 2,526.69	\$ 2,655.77	5.11%
MGS-S Customer 5896	3	68.48	236.61	91,436	-	\$ 2,073.32	\$ 2,178.92	5.09%
MGS-S Customer 5897	3	336.00	1,239.20	620,800	237.90	\$ 8,594.45	\$ 9,015.58	4.90%
MGS-S Customer 5898	3	98.07	388.32	150,630	-	\$ 2,938.45	\$ 3,088.74	5.11%
MGS-S Customer 5899	1	67.80	257.28	102,760	-	\$ 2,025.96	\$ 2,129.49	5.11%
MGS-S Customer 5900	3	-	-	2,461,545	263.10	\$ 1,047.39	\$ 1,077.03	2.83%
MGS-S Customer 5901	3	78.38	354.61	183,625	-	\$ 2,673.43	\$ 2,810.12	5.11%
MGS-S Customer 5902	3	54.97	213.79	50,678	-	\$ 1,892.91	\$ 1,989.25	5.09%
MGS-S Customer 5903	3	528.48	2,158.08	667,080	-	\$ 13,503.51	\$ 14,199.07	5.15%
MGS-S Customer 5904	3	42.24	214.08	53,160	-	\$ 1,823.60	\$ 1,916.45	5.09%
MGS-S Customer 5905	3	47.24	300.72	87,080	-	\$ 2,251.63	\$ 2,366.67	5.11%
MGS-S Customer 5906	1	41.62	221.49	40,480	-	\$ 1,715.31	\$ 1,802.93	5.11%
MGS-S Customer 5907	3	72.96	331.40	94,480	-	\$ 2,536.12	\$ 2,665.72	5.11%
MGS-S Customer 5908	3	46.35	204.24	70,819	-	\$ 1,800.95	\$ 1,892.59	5.09%
MGS-S Customer 5909	3	76.48	461.36	178,640	-	\$ 3,156.07	\$ 3,317.85	5.13%
MGS-S Customer 5910	1	49.22	192.95	69,997	-	\$ 1,625.64	\$ 1,708.53	5.10%
MGS-S Customer 5911	1	48.37	166.37	53,128	-	\$ 1,498.12	\$ 1,574.40	5.09%
MGS-S Customer 5912	1	53.74	199.86	44,219	-	\$ 1,682.65	\$ 1,768.46	5.10%
MGS-S Customer 5913	1	119.28	420.40	267,920	-	\$ 3,065.29	\$ 3,222.39	5.13%
MGS-S Customer 5914	3	235.76	899.92	363,920	34.76	\$ 6,125.31	\$ 6,436.94	5.09%
MGS-S Customer 5915	3	135.20	818.08	144,320	6.48	\$ 5,141.03	\$ 5,404.86	5.13%
MGS-S Customer 5916	3	57.40	272.28	112,160	-	\$ 2,176.62	\$ 2,287.68	5.10%
MGS-S Customer 5917	1	44.67	165.09	91,218	-	\$ 1,471.67	\$ 1,546.60	5.09%

Internal Use

Customer	Phase	Jul - Aug KW	Sept - Jun KW	Jan - Dec KWH	Jan - Dec KVAR	Distribution 7/22 Prices	Distribution 8/23 Prices	Distribution % Difference
MGS-S Customer 5918	3	99.17	393.92	206,965	-	\$ 2,970.42	\$ 3,122.37	5.12%
MGS-S Customer 5919	3	32.06	261.74	97,924	-	\$ 1,987.29	\$ 2,088.73	5.10%
MGS-S Customer 5920	3	84.32	226.08	63,040	-	\$ 2,112.59	\$ 2,220.09	5.09%
MGS-S Customer 5921	1	43.24	176.52	34,800	-	\$ 1,516.54	\$ 1,593.82	5.10%
MGS-S Customer 5922	3	284.28	1,313.80	649,440	-	\$ 8,247.63	\$ 8,672.18	5.15%
MGS-S Customer 5923	1	38.90	180.44	86,432	-	\$ 1,510.57	\$ 1,587.57	5.10%
MGS-S Customer 5924	3	52.04	639.24	140,680	-	\$ 3,842.23	\$ 4,039.86	5.14%
MGS-S Customer 5925	3	30.28	104.89	46,852	-	\$ 1,252.77	\$ 1,316.06	5.05%
MGS-S Customer 5926	3	503.60	2,576.40	699,600	-	\$ 15,298.07	\$ 16,087.05	5.16%
MGS-S Customer 5927	3	30.29	116.92	60,293	-	\$ 1,308.40	\$ 1,374.58	5.06%
MGS-S Customer 5928	3	215.28	829.04	541,360	-	\$ 5,625.09	\$ 5,913.98	5.14%
MGS-S Customer 5929	3	139.61	477.28	262,337	-	\$ 3,579.99	\$ 3,763.27	5.12%
MGS-S Customer 5930	1	18.99	71.74	28,819	-	\$ 897.87	\$ 943.21	5.05%
MGS-S Customer 5931	3	69.06	216.08	80,660	-	\$ 1,981.69	\$ 2,082.53	5.09%
MGS-S Customer 5932	3	203.42	950.30	732,777	-	\$ 6,119.49	\$ 6,434.16	5.14%
MGS-S Customer 5933	3	51.24	272.80	135,055	-	\$ 2,144.84	\$ 2,254.30	5.10%
MGS-S Customer 5934	3	-	103.28	31,920	-	\$ 1,077.27	\$ 1,131.70	5.05%
MGS-S Customer 5935	3	52.91	103.93	47,250	-	\$ 1,373.93	\$ 1,443.33	5.05%
MGS-S Customer 5936	3	62.92	238.67	83,160	-	\$ 2,051.98	\$ 2,156.52	5.09%
MGS-S Customer 5937	1	45.33	239.72	74,118	-	\$ 1,820.13	\$ 1,913.15	5.11%
MGS-S Customer 5938	1	120.16	134.36	57,240	-	\$ 1,748.67	\$ 1,837.36	5.07%
MGS-S Customer 5939	1	90.20	123.16	45,680	-	\$ 1,530.65	\$ 1,608.26	5.07%
MGS-S Customer 5940	1	77.44	98.24	30,320	-	\$ 1,344.70	\$ 1,412.76	5.06%
MGS-S Customer 5941	3	208.70	900.20	452,900	-	\$ 5,917.33	\$ 6,221.45	5.14%
MGS-S Customer 5942	1	56.58	92.17	33,822	-	\$ 1,200.88	\$ 1,261.65	5.06%
MGS-S Customer 5943	3	48.16	188.60	62,400	-	\$ 1,738.74	\$ 1,827.13	5.08%
MGS-S Customer 5944	3	103.76	360.48	130,480	-	\$ 2,841.41	\$ 2,986.61	5.11%
MGS-S Customer 5945	3	79.20	316.08	140,080	-	\$ 2,499.97	\$ 2,627.64	5.11%
MGS-S Customer 5946	3	661.92	2,699.68	988,960	280.56	\$ 17,223.25	\$ 18,086.15	5.01%
MGS-S Customer 5947	3	149.12	617.28	168,960	-	\$ 4,279.57	\$ 4,499.11	5.13%
MGS-S Customer 5948	1	43.12	194.08	69,040	-	\$ 1,597.01	\$ 1,678.46	5.10%
MGS-S Customer 5949	1	21.52	119.48	64,426	-	\$ 1,132.47	\$ 1,189.97	5.08%
MGS-S Customer 5950	3	94.32	328.48	124,800	-	\$ 2,641.17	\$ 2,776.06	5.11%
MGS-S Customer 5951	3	136.24	682.48	298,880	-	\$ 4,509.31	\$ 4,740.89	5.14%
MGS-S Customer 5952	3	25.05	121.38	83,858	-	\$ 1,299.92	\$ 1,365.71	5.06%
MGS-S Customer 5953	3	64.76	215.92	91,600	-	\$ 1,957.09	\$ 2,056.68	5.09%
MGS-S Customer 5954	3	103.09	396.06	134,519	-	\$ 3,002.07	\$ 3,155.63	5.12%
MGS-S Customer 5955	3	45.20	207.24	73,920	-	\$ 1,808.43	\$ 1,900.46	5.09%
MGS-S Customer 5956	3	528.72	1,956.48	1,165,440	-	\$ 12,573.45	\$ 13,220.69	5.15%
MGS-S Customer 5957	1	75.03	345.22	202,398	-	\$ 2,472.37	\$ 2,599.03	5.12%

Internal Use

Customer	Phase	Jul - Aug KW	Sept - Jun KW	Jan - Dec KWH	Jan - Dec KVAR	Distribution 7/22 Prices	Distribution 8/23 Prices	Distribution % Difference
MGS-S Customer 5958	1	68.30	201.00	61,884	-	\$ 1,768.73	\$ 1,858.89	5.10%
MGS-S Customer 5959	1	25.24	67.94	34,086	-	\$ 915.00	\$ 961.18	5.05%
MGS-S Customer 5960	1	45.95	224.99	84,817	-	\$ 1,755.52	\$ 1,845.18	5.11%
MGS-S Customer 5961	3	48.32	240.88	117,120	-	\$ 1,981.16	\$ 2,082.14	5.10%
MGS-S Customer 5962	3	42.52	172.20	58,240	-	\$ 1,631.67	\$ 1,714.54	5.08%
MGS-S Customer 5963	3	105.76	425.08	221,240	-	\$ 3,150.96	\$ 3,312.23	5.12%
MGS-S Customer 5964	3	67.64	215.82	79,758	-	\$ 1,972.61	\$ 2,072.99	5.09%
MGS-S Customer 5965	3	153.12	480.32	230,400	-	\$ 3,669.01	\$ 3,856.80	5.12%
MGS-S Customer 5966	3	43.44	217.48	62,840	-	\$ 1,845.97	\$ 1,939.97	5.09%
MGS-S Customer 5967	1	26.52	165.81	27,030	-	\$ 1,374.27	\$ 1,444.29	5.10%
MGS-S Customer 5968	1	68.04	263.47	108,914	-	\$ 2,055.89	\$ 2,160.98	5.11%
MGS-S Customer 5969	3	10.12	93.44	53,400	-	\$ 1,087.98	\$ 1,142.88	5.05%
MGS-S Customer 5970	3	38.25	172.32	112,601	-	\$ 1,608.53	\$ 1,690.23	5.08%
MGS-S Customer 5971	3	36.96	271.01	91,915	-	\$ 2,057.31	\$ 2,162.35	5.11%
MGS-S Customer 5972	3	40.50	222.60	87,000	-	\$ 1,853.31	\$ 1,947.71	5.09%
MGS-S Customer 5973	3	81.98	398.86	228,082	-	\$ 2,897.84	\$ 3,046.16	5.12%
MGS-S Customer 5974	1	67.77	323.08	137,870	-	\$ 2,329.79	\$ 2,449.11	5.12%
MGS-S Customer 5975	3	112.32	524.24	182,160	-	\$ 3,645.48	\$ 3,832.39	5.13%
MGS-S Customer 5976	3	99.62	329.68	134,500	-	\$ 2,676.13	\$ 2,812.79	5.11%
MGS-S Customer 5977	3	112.72	417.08	132,760	-	\$ 3,152.63	\$ 3,313.93	5.12%
MGS-S Customer 5978	1	75.63	342.01	153,861	-	\$ 2,460.87	\$ 2,586.93	5.12%
MGS-S Customer 5979	3	114.76	430.36	172,760	-	\$ 3,225.30	\$ 3,390.36	5.12%
MGS-S Customer 5980	3	59.48	303.24	83,600	-	\$ 2,331.20	\$ 2,450.27	5.11%
MGS-S Customer 5981	1	25.14	157.31	49,145	-	\$ 1,327.34	\$ 1,394.93	5.09%
MGS-S Customer 5982	3	48.65	213.78	62,187	-	\$ 1,857.79	\$ 1,952.36	5.09%
MGS-S Customer 5983	3	55.02	266.27	42,248	-	\$ 2,135.65	\$ 2,244.60	5.10%
MGS-S Customer 5984	3	16.46	175.66	36,655	-	\$ 1,503.02	\$ 1,579.43	5.08%
MGS-S Customer 5985	3	31.90	151.70	61,133	-	\$ 1,478.02	\$ 1,553.00	5.07%
MGS-S Customer 5986	1	55.08	281.34	44,620	-	\$ 2,066.52	\$ 2,172.27	5.12%
MGS-S Customer 5987	1	65.20	252.36	93,960	-	\$ 1,988.80	\$ 2,090.43	5.11%
MGS-S Customer 5988	3	184.00	763.10	291,000	-	\$ 5,146.84	\$ 5,411.15	5.14%
MGS-S Customer 5989	3	156.20	549.90	209,100	-	\$ 4,007.57	\$ 4,212.92	5.12%
MGS-S Customer 5990	3	150.08	696.64	209,280	89.28	\$ 4,803.32	\$ 5,042.17	4.97%
MGS-S Customer 5991	3	180.10	725.40	335,200	-	\$ 4,951.02	\$ 5,205.19	5.13%
MGS-S Customer 5992	1	60.33	187.17	97,566	-	\$ 1,660.60	\$ 1,745.21	5.10%
MGS-S Customer 5993	1	39.72	117.45	37,665	-	\$ 1,224.11	\$ 1,286.21	5.07%
MGS-S Customer 5994	3	225.96	1,032.00	394,200	-	\$ 6,622.04	\$ 6,962.63	5.14%
MGS-S Customer 5995	1	26.84	136.14	58,315	-	\$ 1,238.97	\$ 1,301.96	5.08%
MGS-S Customer 5996	3	122.04	582.96	122,200	-	\$ 3,970.72	\$ 4,174.44	5.13%
MGS-S Customer 5997	3	73.41	327.78	149,922	-	\$ 2,521.89	\$ 2,650.75	5.11%

Internal Use

Customer	Phase	Jul - Aug KW	Sept - Jun KW	Jan - Dec KWH	Jan - Dec KVAR	Distribution 7/22 Prices	Distribution 8/23 Prices	Distribution % Difference
MGS-S Customer 5998	3	116.32	556.64	244,960	-	\$ 3,817.37	\$ 4,013.18	5.13%
MGS-S Customer 5999	3	162.56	573.20	201,920	-	\$ 4,150.51	\$ 4,363.24	5.13%
MGS-S Customer 6000	1	46.97	148.67	74,867	-	\$ 1,408.58	\$ 1,480.21	5.09%
MGS-S Customer 6001	3	104.32	454.24	160,720	-	\$ 3,277.68	\$ 3,445.55	5.12%
MGS-S Customer 6002	3	403.92	1,856.28	1,118,040	-	\$ 11,417.89	\$ 12,006.13	5.15%
MGS-S Customer 6003	3	44.88	200.23	90,822	-	\$ 1,774.27	\$ 1,864.53	5.09%
MGS-S Customer 6004	3	54.63	243.61	98,827	-	\$ 2,028.79	\$ 2,132.20	5.10%
MGS-S Customer 6005	3	76.21	347.77	192,369	-	\$ 2,629.78	\$ 2,764.23	5.11%
MGS-S Customer 6006	1	74.18	190.16	105,854	-	\$ 1,751.28	\$ 1,840.49	5.09%
MGS-S Customer 6007	3	51.74	178.29	37,567	-	\$ 1,710.98	\$ 1,797.89	5.08%
MGS-S Customer 6008	3	76.32	138.56	41,640	-	\$ 1,663.84	\$ 1,748.11	5.06%
MGS-S Customer 6009	1	70.57	109.30	42,487	-	\$ 1,357.67	\$ 1,426.46	5.07%
MGS-S Customer 6010	3	222.44	1,232.64	603,160	-	\$ 7,529.46	\$ 7,917.22	5.15%
MGS-S Customer 6011	3	804.96	3,417.96	1,467,360	-	\$ 20,858.62	\$ 21,933.96	5.16%
MGS-S Customer 6012	3	23.24	184.00	66,840	-	\$ 1,579.18	\$ 1,659.49	5.09%
MGS-S Customer 6013	1	53.84	66.36	36,880	-	\$ 1,066.44	\$ 1,120.24	5.04%
MGS-S Customer 6014	1	106.20	485.34	388,492	-	\$ 3,292.72	\$ 3,461.74	5.13%
MGS-S Customer 6015	3	63.52	263.08	157,880	-	\$ 2,168.09	\$ 2,278.65	5.10%
MGS-S Customer 6016	3	50.88	312.40	116,720	-	\$ 2,325.79	\$ 2,444.65	5.11%
MGS-S Customer 6017	1	60.92	271.12	58,160	-	\$ 2,051.72	\$ 2,156.65	5.11%
MGS-S Customer 6018	3	87.28	396.08	124,960	-	\$ 2,914.41	\$ 3,063.55	5.12%
MGS-S Customer 6019	3	55.66	241.30	101,722	-	\$ 2,023.84	\$ 2,126.98	5.10%
MGS-S Customer 6020	3	119.56	485.60	242,960	-	\$ 3,507.15	\$ 3,686.81	5.12%
MGS-S Customer 6021	3	92.52	387.72	179,316	-	\$ 2,904.87	\$ 3,053.47	5.12%
MGS-S Customer 6022	1	34.52	211.84	55,688	-	\$ 1,631.33	\$ 1,714.63	5.11%
MGS-S Customer 6023	3	35.79	196.60	33,238	-	\$ 1,707.05	\$ 1,793.89	5.09%
MGS-S Customer 6024	3	97.46	366.87	157,759	-	\$ 2,835.96	\$ 2,980.94	5.11%
MGS-S Customer 6025	3	73.91	134.45	57,979	-	\$ 1,631.48	\$ 1,714.08	5.06%
MGS-S Customer 6026	1	87.08	392.40	210,840	-	\$ 2,757.22	\$ 2,898.58	5.13%
MGS-S Customer 6027	3	16.80	128.73	41,861	-	\$ 1,288.09	\$ 1,353.33	5.06%
MGS-S Customer 6028	3	78.80	300.63	102,685	-	\$ 2,426.37	\$ 2,550.23	5.10%
MGS-S Customer 6029	3	165.28	592.96	371,040	-	\$ 4,256.90	\$ 4,475.13	5.13%
MGS-S Customer 6030	3	137.60	984.96	307,360	-	\$ 5,914.32	\$ 6,218.87	5.15%
MGS-S Customer 6031	3	41.55	170.82	99,653	-	\$ 1,619.91	\$ 1,702.18	5.08%
MGS-S Customer 6032	3	131.20	500.36	227,600	-	\$ 3,639.94	\$ 3,826.41	5.12%
MGS-S Customer 6033	3	20.80	183.04	49,980	-	\$ 1,561.20	\$ 1,640.60	5.09%
MGS-S Customer 6034	3	72.64	245.40	77,864	-	\$ 2,137.02	\$ 2,245.90	5.09%
MGS-S Customer 6035	3	58.06	251.80	80,500	-	\$ 2,085.67	\$ 2,192.00	5.10%
MGS-S Customer 6036	3	112.64	484.00	248,800	-	\$ 3,461.35	\$ 3,638.69	5.12%
MGS-S Customer 6037	3	178.48	762.80	255,200	-	\$ 5,114.82	\$ 5,377.51	5.14%

Internal Use

Customer	Phase	Jul - Aug KW	Sept - Jun KW	Jan - Dec KWH	Jan - Dec KVAR	Distribution 7/22 Prices	Distribution 8/23 Prices	Distribution % Difference
MGS-S Customer 6038	3	91.54	367.14	215,538	-	\$ 2,804.35	\$ 2,947.74	5.11%
MGS-S Customer 6039	1	51.58	223.25	115,589	-	\$ 1,778.72	\$ 1,869.55	5.11%
MGS-S Customer 6040	3	295.96	1,123.96	483,400	-	\$ 7,435.39	\$ 7,817.65	5.14%
MGS-S Customer 6041	3	169.96	699.40	197,560	-	\$ 4,774.63	\$ 5,019.71	5.13%
MGS-S Customer 6042	1	59.20	131.00	17,680	-	\$ 1,394.82	\$ 1,465.64	5.08%
MGS-S Customer 6043	1	140.88	547.84	273,200	-	\$ 3,773.94	\$ 3,967.67	5.13%
MGS-S Customer 6044	1	40.21	158.40	64,679	-	\$ 1,416.01	\$ 1,488.09	5.09%
MGS-S Customer 6045	3	75.60	630.00	122,080	-	\$ 3,930.30	\$ 4,132.31	5.14%
MGS-S Customer 6046	1	7.71	186.32	37,055	-	\$ 1,364.63	\$ 1,434.30	5.11%
MGS-S Customer 6047	3	24.48	154.24	69,520	-	\$ 1,448.57	\$ 1,522.08	5.07%
MGS-S Customer 6048	1	75.76	499.68	140,880	-	\$ 3,190.03	\$ 3,353.97	5.14%
MGS-S Customer 6049	3	55.80	259.92	98,600	-	\$ 2,110.64	\$ 2,218.29	5.10%
MGS-S Customer 6050	1	43.44	185.20	56,646	-	\$ 1,557.76	\$ 1,637.17	5.10%
MGS-S Customer 6051	1	35.05	136.24	71,539	-	\$ 1,285.00	\$ 1,350.31	5.08%
MGS-S Customer 6052	1	40.80	195.39	113,079	-	\$ 1,590.18	\$ 1,671.30	5.10%
MGS-S Customer 6053	3	20.28	166.64	61,720	-	\$ 1,482.55	\$ 1,557.86	5.08%
MGS-S Customer 6054	3	59.53	97.62	27,156	-	\$ 1,381.52	\$ 1,451.25	5.05%
MGS-S Customer 6055	3	102.88	334.52	112,480	-	\$ 2,716.59	\$ 2,855.32	5.11%
MGS-S Customer 6056	1	58.98	272.48	122,761	-	\$ 2,047.24	\$ 2,151.95	5.11%
MGS-S Customer 6057	3	186.00	1,024.92	670,320	-	\$ 6,367.55	\$ 6,695.25	5.15%
MGS-S Customer 6058	3	37.84	192.16	85,680	-	\$ 1,697.91	\$ 1,784.26	5.09%
MGS-S Customer 6059	1	76.00	425.86	198,365	-	\$ 2,850.31	\$ 2,996.60	5.13%
MGS-S Customer 6060	3	80.88	234.24	43,840	-	\$ 2,131.19	\$ 2,239.70	5.09%
MGS-S Customer 6061	3	255.04	1,220.84	211,320	-	\$ 7,655.87	\$ 8,049.93	5.15%
MGS-S Customer 6062	1	30.82	138.51	66,218	-	\$ 1,272.01	\$ 1,336.68	5.08%
MGS-S Customer 6063	3	60.45	253.01	112,068	-	\$ 2,104.52	\$ 2,211.81	5.10%
MGS-S Customer 6064	3	56.08	289.12	75,120	-	\$ 2,247.10	\$ 2,361.83	5.11%
MGS-S Customer 6065	1	65.20	146.31	61,245	-	\$ 1,498.85	\$ 1,575.02	5.08%
MGS-S Customer 6066	1	30.32	149.36	52,378	-	\$ 1,319.36	\$ 1,386.50	5.09%
MGS-S Customer 6067	3	79.66	352.89	187,313	-	\$ 2,672.58	\$ 2,809.22	5.11%
MGS-S Customer 6068	3	82.25	411.52	329,397	-	\$ 2,957.83	\$ 3,109.26	5.12%
MGS-S Customer 6069	1	40.06	113.53	55,141	-	\$ 1,207.88	\$ 1,269.15	5.07%
MGS-S Customer 6070	3	88.44	430.88	169,000	-	\$ 3,081.63	\$ 3,239.44	5.12%
MGS-S Customer 6071	3	486.40	2,387.10	1,524,300	1,072.85	\$ 16,151.89	\$ 16,890.62	4.57%
MGS-S Customer 6072	1	34.20	54.08	29,646	-	\$ 900.70	\$ 946.05	5.03%
MGS-S Customer 6073	3	34.64	126.00	62,880	-	\$ 1,374.49	\$ 1,444.07	5.06%
MGS-S Customer 6074	1	48.30	152.16	71,541	-	\$ 1,432.08	\$ 1,504.93	5.09%
MGS-S Customer 6075	1	68.17	126.49	74,313	-	\$ 1,423.77	\$ 1,496.01	5.07%
MGS-S Customer 6076	1	19.75	73.23	26,436	-	\$ 908.98	\$ 954.88	5.05%
MGS-S Customer 6077	3	230.52	825.36	314,400	-	\$ 5,692.67	\$ 5,984.94	5.13%

Internal Use

Customer	Phase	Jul - Aug KW	Sept - Jun KW	Jan - Dec KWH	Jan - Dec KVAR	Distribution 7/22 Prices	Distribution 8/23 Prices	Distribution % Difference
MGS-S Customer 6078	3	-	22.50	4,925	-	\$ 704.07	\$ 739.11	4.98%
MGS-S Customer 6079	1	165.11	618.54	342,320	-	\$ 4,235.06	\$ 4,452.54	5.14%
MGS-S Customer 6080	1	30.79	161.09	51,643	-	\$ 1,376.16	\$ 1,446.24	5.09%
MGS-S Customer 6081	3	19.52	110.44	79,000	-	\$ 1,218.69	\$ 1,280.30	5.06%
MGS-S Customer 6082	1	50.16	103.20	13,440	-	\$ 1,216.21	\$ 1,277.82	5.07%
MGS-S Customer 6083	3	209.20	1,615.00	616,600	-	\$ 9,222.48	\$ 9,698.30	5.16%
MGS-S Customer 6084	3	49.71	166.61	60,648	-	\$ 1,645.75	\$ 1,729.29	5.08%
MGS-S Customer 6085	3	65.76	116.96	48,720	-	\$ 1,505.44	\$ 1,581.57	5.06%
MGS-S Customer 6086	1	106.55	524.79	226,396	-	\$ 3,476.92	\$ 3,655.51	5.14%
MGS-S Customer 6087	3	48.12	176.57	51,752	-	\$ 1,682.94	\$ 1,768.43	5.08%
MGS-S Customer 6088	3	132.59	545.04	191,277	-	\$ 3,854.08	\$ 4,051.65	5.13%
MGS-S Customer 6089	1	75.68	96.56	45,920	-	\$ 1,327.17	\$ 1,394.34	5.06%
MGS-S Customer 6090	1	79.75	234.58	57,583	-	\$ 1,987.41	\$ 2,088.84	5.10%
MGS-S Customer 6091	3	-	201.84	72,600	-	\$ 1,532.62	\$ 1,610.70	5.09%
MGS-S Customer 6092	3	31.76	153.27	52,609	-	\$ 1,484.50	\$ 1,559.81	5.07%
MGS-S Customer 6093	1	73.38	247.64	63,630	-	\$ 2,012.40	\$ 2,115.18	5.11%
MGS-S Customer 6094	3	66.96	310.12	55,720	-	\$ 2,404.50	\$ 2,527.32	5.11%
MGS-S Customer 6095	3	55.72	216.60	71,280	-	\$ 1,910.06	\$ 2,007.28	5.09%
MGS-S Customer 6096	3	127.80	1,153.60	375,000	-	\$ 6,639.04	\$ 6,981.33	5.16%
MGS-S Customer 6097	3	110.76	450.36	213,000	-	\$ 3,295.50	\$ 3,464.24	5.12%
MGS-S Customer 6098	3	56.39	379.68	205,087	-	\$ 2,667.21	\$ 2,803.76	5.12%
MGS-S Customer 6099	3	68.04	331.64	125,040	-	\$ 2,509.92	\$ 2,638.20	5.11%
MGS-S Customer 6100	3	83.00	399.75	89,718	-	\$ 2,907.62	\$ 3,056.44	5.12%
MGS-S Customer 6101	1	-	-	42,539	-	\$ 461.04	\$ 483.84	4.95%
MGS-S Customer 6102	3	61.76	198.48	69,120	-	\$ 1,859.87	\$ 1,954.43	5.08%
MGS-S Customer 6103	3	64.72	461.92	130,800	-	\$ 3,093.39	\$ 3,252.01	5.13%
MGS-S Customer 6104	3	171.24	1,158.88	519,920	-	\$ 6,904.53	\$ 7,260.25	5.15%
MGS-S Customer 6105	1	38.70	139.73	46,443	-	\$ 1,321.38	\$ 1,388.55	5.08%
MGS-S Customer 6106	3	32.40	215.88	38,520	-	\$ 1,777.31	\$ 1,867.83	5.09%
MGS-S Customer 6107	1	107.84	191.92	75,760	-	\$ 1,946.22	\$ 2,045.28	5.09%
MGS-S Customer 6108	1	22.28	174.28	63,591	-	\$ 1,389.87	\$ 1,460.73	5.10%
MGS-S Customer 6109	3	-	28.22	4,852	-	\$ 730.50	\$ 766.91	4.98%
MGS-S Customer 6110	3	466.60	1,870.60	1,021,000	-	\$ 11,831.92	\$ 12,441.15	5.15%
MGS-S Customer 6111	3	25.00	370.80	38,400	-	\$ 2,451.97	\$ 2,577.60	5.12%
MGS-S Customer 6112	3	55.32	669.24	318,120	-	\$ 3,999.03	\$ 4,204.78	5.14%
MGS-S Customer 6113	1	59.98	264.82	133,291	-	\$ 2,017.40	\$ 2,120.55	5.11%
MGS-S Customer 6114	1	56.48	116.56	31,120	-	\$ 1,313.01	\$ 1,379.60	5.07%
MGS-S Customer 6115	3	37.68	180.56	64,840	-	\$ 1,643.43	\$ 1,726.96	5.08%
MGS-S Customer 6116	3	31.69	281.72	71,661	-	\$ 2,077.55	\$ 2,183.67	5.11%
MGS-S Customer 6117	3	71.24	293.72	125,280	-	\$ 2,352.49	\$ 2,472.57	5.10%

Internal Use

Customer	Phase	Jul - Aug KW	Sept - Jun KW	Jan - Dec KWH	Jan - Dec KVAR	Distribution 7/22 Prices	Distribution 8/23 Prices	Distribution % Difference
MGS-S Customer 6118	1	145.84	688.96	303,680	-	\$ 4,453.45	\$ 4,682.43	5.14%
MGS-S Customer 6119	1	38.61	160.90	61,736	-	\$ 1,418.68	\$ 1,490.91	5.09%
MGS-S Customer 6120	3	52.78	185.55	37,850	-	\$ 1,750.29	\$ 1,839.24	5.08%
MGS-S Customer 6121	1	38.49	177.65	73,276	-	\$ 1,495.40	\$ 1,571.62	5.10%
MGS-S Customer 6122	3	16.51	88.79	59,679	-	\$ 1,101.96	\$ 1,157.53	5.04%
MGS-S Customer 6123	3	175.20	1,237.92	678,586	-	\$ 7,291.67	\$ 7,667.47	5.15%
MGS-S Customer 6124	1	-	130.24	57,600	-	\$ 1,062.75	\$ 1,116.81	5.09%
MGS-S Customer 6125	3	24.91	249.21	54,355	-	\$ 1,889.72	\$ 1,986.15	5.10%
MGS-S Customer 6126	3	20.72	129.44	35,840	-	\$ 1,313.13	\$ 1,379.64	5.06%
MGS-S Customer 6127	3	96.96	369.40	162,680	-	\$ 2,844.88	\$ 2,990.32	5.11%
MGS-S Customer 6128	3	12.40	68.24	22,640	-	\$ 984.21	\$ 1,033.70	5.03%
MGS-S Customer 6129	3	106.68	385.82	198,568	-	\$ 2,974.68	\$ 3,126.79	5.11%
MGS-S Customer 6130	3	105.52	897.12	407,840	-	\$ 5,330.45	\$ 5,604.94	5.15%
MGS-S Customer 6131	3	1.12	59.60	27,600	-	\$ 881.69	\$ 925.95	5.02%
MGS-S Customer 6132	3	294.96	1,797.24	501,360	-	\$ 10,540.40	\$ 11,083.96	5.16%
MGS-S Customer 6133	3	51.09	241.02	113,486	-	\$ 1,997.18	\$ 2,098.97	5.10%
MGS-S Customer 6134	3	70.86	253.57	73,067	-	\$ 2,164.89	\$ 2,275.22	5.10%
MGS-S Customer 6135	3	42.81	252.92	50,187	-	\$ 2,006.21	\$ 2,108.53	5.10%
MGS-S Customer 6136	3	39.02	413.61	194,133	-	\$ 2,727.56	\$ 2,867.39	5.13%
MGS-S Customer 6137	1	74.48	303.04	155,524	-	\$ 2,274.45	\$ 2,390.83	5.12%
MGS-S Customer 6138	3	85.28	363.60	184,800	-	\$ 2,753.26	\$ 2,894.04	5.11%
MGS-S Customer 6139	3	39.19	204.07	93,956	-	\$ 1,760.43	\$ 1,850.02	5.09%
MGS-S Customer 6140	3	126.76	524.96	287,040	-	\$ 3,728.95	\$ 3,920.08	5.13%
MGS-S Customer 6141	3	48.00	141.39	32,797	-	\$ 1,519.74	\$ 1,596.76	5.07%
MGS-S Customer 6142	3	35.03	184.97	79,708	-	\$ 1,649.10	\$ 1,732.94	5.08%
MGS-S Customer 6143	3	26.72	102.12	38,040	-	\$ 1,220.21	\$ 1,281.84	5.05%
MGS-S Customer 6144	3	75.11	272.22	108,418	-	\$ 2,274.64	\$ 2,390.64	5.10%
MGS-S Customer 6145	3	46.96	189.92	73,280	-	\$ 1,738.18	\$ 1,826.55	5.08%
MGS-S Customer 6146	3	102.72	334.08	121,200	-	\$ 2,713.67	\$ 2,852.25	5.11%
MGS-S Customer 6147	3	211.08	1,014.24	517,200	-	\$ 6,457.40	\$ 6,789.56	5.14%
MGS-S Customer 6148	3	84.16	359.84	134,080	-	\$ 2,729.67	\$ 2,869.24	5.11%
MGS-S Customer 6149	3	130.48	495.60	192,400	-	\$ 3,613.96	\$ 3,799.07	5.12%
MGS-S Customer 6150	3	51.08	191.16	85,440	-	\$ 1,766.77	\$ 1,856.59	5.08%
MGS-S Customer 6151	3	42.40	175.56	65,340	-	\$ 1,646.53	\$ 1,730.17	5.08%
MGS-S Customer 6152	1	21.35	70.79	31,660	-	\$ 906.58	\$ 952.35	5.05%
MGS-S Customer 6153	3	100.85	435.86	229,680	-	\$ 3,173.51	\$ 3,336.00	5.12%
MGS-S Customer 6154	3	103.92	297.92	136,320	-	\$ 2,553.27	\$ 2,683.50	5.10%
MGS-S Customer 6155	3	52.06	217.35	84,181	-	\$ 1,893.21	\$ 1,989.59	5.09%
MGS-S Customer 6156	1	80.12	237.40	61,000	-	\$ 2,002.49	\$ 2,104.70	5.10%
MGS-S Customer 6157	3	89.12	404.84	146,680	-	\$ 2,965.10	\$ 3,116.85	5.12%

Internal Use

Customer	Phase	Jul - Aug KW	Sept - Jun KW	Jan - Dec KWH	Jan - Dec KVAR	Distribution 7/22 Prices	Distribution 8/23 Prices	Distribution % Difference
MGS-S Customer 6158	3	22.52	106.57	67,679	-	\$ 1,217.46	\$ 1,278.98	5.05%
MGS-S Customer 6159	3	233.16	1,028.24	430,880	545.50	\$ 7,571.98	\$ 7,913.68	4.51%
MGS-S Customer 6160	3	35.12	325.12	75,280	-	\$ 2,297.09	\$ 2,414.59	5.12%
MGS-S Customer 6161	3	80.86	318.29	115,081	-	\$ 2,519.39	\$ 2,648.06	5.11%
MGS-S Customer 6162	1	116.30	143.44	54,337	-	\$ 1,769.20	\$ 1,858.99	5.08%
MGS-S Customer 6163	3	178.32	740.80	222,720	-	\$ 5,012.29	\$ 5,269.65	5.13%
MGS-S Customer 6164	3	302.24	494.48	94,080	-	\$ 4,562.05	\$ 4,794.99	5.11%
MGS-S Customer 6165	3	16.80	62.11	15,616	-	\$ 980.31	\$ 1,029.56	5.02%
MGS-S Customer 6166	1	36.26	124.82	61,459	-	\$ 1,238.95	\$ 1,301.86	5.08%
MGS-S Customer 6167	1	41.34	174.75	37,522	-	\$ 1,497.82	\$ 1,574.14	5.10%
MGS-S Customer 6168	3	174.72	811.84	633,600	-	\$ 5,320.52	\$ 5,593.92	5.14%
MGS-S Customer 6169	3	67.29	266.18	127,615	-	\$ 2,203.33	\$ 2,315.70	5.10%
MGS-S Customer 6170	1	144.42	226.26	99,720	-	\$ 2,307.89	\$ 2,425.43	5.09%
MGS-S Customer 6171	1	58.65	202.97	88,811	-	\$ 1,724.27	\$ 1,812.20	5.10%
MGS-S Customer 6172	3	167.40	951.80	452,200	-	\$ 5,926.51	\$ 6,231.45	5.15%
MGS-S Customer 6173	3	517.76	2,018.72	1,068,320	-	\$ 12,800.17	\$ 13,459.28	5.15%
MGS-S Customer 6174	3	6.18	43.76	17,706	-	\$ 836.59	\$ 878.46	5.00%
MGS-S Customer 6175	3	17.19	97.37	62,099	-	\$ 1,145.37	\$ 1,203.20	5.05%
MGS-S Customer 6176	3	768.12	2,740.92	1,762,440	188.10	\$ 17,846.01	\$ 18,748.54	5.06%
MGS-S Customer 6177	3	194.24	237.60	67,520	-	\$ 2,775.86	\$ 2,916.92	5.08%
MGS-S Customer 6178	1	53.50	231.01	74,700	-	\$ 1,825.23	\$ 1,918.45	5.11%
MGS-S Customer 6179	3	140.96	476.24	243,800	-	\$ 3,582.68	\$ 3,766.08	5.12%
MGS-S Customer 6180	3	100.80	399.24	174,840	-	\$ 3,004.05	\$ 3,157.73	5.12%
MGS-S Customer 6181	3	56.42	313.46	6,985	-	\$ 2,361.44	\$ 2,482.10	5.11%
MGS-S Customer 6182	1	70.95	101.08	29,130	-	\$ 1,321.80	\$ 1,388.73	5.06%
MGS-S Customer 6183	1	75.36	85.44	27,440	-	\$ 1,274.02	\$ 1,338.43	5.06%
MGS-S Customer 6184	3	59.76	226.40	82,000	-	\$ 1,977.76	\$ 2,078.46	5.09%
MGS-S Customer 6185	3	55.12	156.88	55,520	-	\$ 1,630.82	\$ 1,713.55	5.07%
MGS-S Customer 6186	1	80.16	361.49	135,164	-	\$ 2,576.01	\$ 2,708.01	5.12%
MGS-S Customer 6187	1	34.79	187.11	88,063	-	\$ 1,518.57	\$ 1,596.02	5.10%
MGS-S Customer 6188	3	114.00	500.16	268,960	-	\$ 3,543.56	\$ 3,725.16	5.12%
MGS-S Customer 6189	3	40.72	129.60	50,160	-	\$ 1,424.87	\$ 1,497.01	5.06%
MGS-S Customer 6190	3	-	20.09	63,896	-	\$ 692.94	\$ 727.40	4.97%
MGS-S Customer 6191	3	33.94	237.49	90,275	-	\$ 1,885.69	\$ 1,981.83	5.10%
MGS-S Customer 6192	1	38.84	176.33	133,225	-	\$ 1,491.25	\$ 1,567.24	5.10%
MGS-S Customer 6193	1	39.88	276.91	98,552	-	\$ 1,961.70	\$ 2,062.12	5.12%
MGS-S Customer 6194	1	50.02	110.87	32,377	-	\$ 1,250.87	\$ 1,314.28	5.07%
MGS-S Customer 6195	3	217.92	816.08	312,240	-	\$ 5,579.87	\$ 5,866.38	5.13%
MGS-S Customer 6196	3	13.16	65.04	29,440	-	\$ 973.64	\$ 1,022.58	5.03%
MGS-S Customer 6197	3	62.72	267.03	92,393	-	\$ 2,181.89	\$ 2,293.18	5.10%

Internal Use

Customer	Phase	Jul - Aug KW	Sept - Jun KW	Jan - Dec KWH	Jan - Dec KVAR	Distribution 7/22 Prices	Distribution 8/23 Prices	Distribution % Difference
MGS-S Customer 6198	3	36.88	304.00	124,360	-	\$ 2,209.28	\$ 2,322.21	5.11%
MGS-S Customer 6199	1	52.20	166.64	77,080	-	\$ 1,520.63	\$ 1,598.04	5.09%
MGS-S Customer 6200	1	46.99	29.63	25,825	-	\$ 858.73	\$ 901.79	5.01%
MGS-S Customer 6201	3	251.10	1,031.90	291,200	-	\$ 6,761.10	\$ 7,108.71	5.14%
MGS-S Customer 6202	3	56.11	132.45	28,239	-	\$ 1,523.45	\$ 1,600.59	5.06%
MGS-S Customer 6203	3	118.10	238.76	58,603	-	\$ 2,358.65	\$ 2,478.66	5.09%
MGS-S Customer 6204	3	201.28	558.56	202,240	-	\$ 4,297.77	\$ 4,517.82	5.12%
MGS-S Customer 6205	1	26.58	99.71	39,051	-	\$ 1,069.22	\$ 1,123.39	5.07%
MGS-S Customer 6206	3	34.08	174.26	54,893	-	\$ 1,594.35	\$ 1,675.35	5.08%
MGS-S Customer 6207	3	156.90	473.40	155,700	-	\$ 3,658.02	\$ 3,845.21	5.12%
MGS-S Customer 6208	3	32.60	127.08	64,080	-	\$ 1,368.16	\$ 1,437.43	5.06%
MGS-S Customer 6209	3	83.36	367.70	71,397	-	\$ 2,761.54	\$ 2,902.77	5.11%
MGS-S Customer 6210	3	21.08	118.44	40,253	-	\$ 1,264.31	\$ 1,328.27	5.06%
MGS-S Customer 6211	3	55.92	169.56	60,240	-	\$ 1,693.84	\$ 1,779.84	5.08%
MGS-S Customer 6212	1	14.22	62.36	25,618	-	\$ 828.06	\$ 869.81	5.04%
MGS-S Customer 6213	3	73.60	302.24	3,280	-	\$ 2,404.95	\$ 2,527.73	5.11%
MGS-S Customer 6214	3	61.08	208.93	49,659	-	\$ 1,904.37	\$ 2,001.26	5.09%
MGS-S Customer 6215	3	46.83	188.78	42,904	-	\$ 1,732.19	\$ 1,820.25	5.08%
MGS-S Customer 6216	3	87.24	337.76	90,560	-	\$ 2,644.75	\$ 2,779.88	5.11%
MGS-S Customer 6217	3	110.72	424.24	85,120	-	\$ 3,174.60	\$ 3,337.06	5.12%
MGS-S Customer 6218	3	544.32	2,363.76	1,552,920	279.42	\$ 15,016.68	\$ 15,766.03	4.99%
MGS-S Customer 6219	3	22.34	138.26	47,057	-	\$ 1,362.87	\$ 1,431.95	5.07%
MGS-S Customer 6220	1	61.68	148.43	32,754	-	\$ 1,489.11	\$ 1,564.80	5.08%
MGS-S Customer 6221	3	61.44	492.16	199,040	-	\$ 3,214.89	\$ 3,379.85	5.13%
MGS-S Customer 6222	3	136.80	598.72	332,800	-	\$ 4,125.45	\$ 4,337.08	5.13%
MGS-S Customer 6223	1	90.08	543.92	124,640	-	\$ 3,473.89	\$ 3,652.46	5.14%
MGS-S Customer 6224	1	19.83	93.56	39,662	-	\$ 1,003.34	\$ 1,054.15	5.06%
MGS-S Customer 6225	3	392.10	1,367.40	910,200	-	\$ 9,093.66	\$ 9,561.27	5.14%
MGS-S Customer 6226	1	52.86	286.13	111,694	-	\$ 2,076.33	\$ 2,182.61	5.12%
MGS-S Customer 6227	3	103.32	380.20	159,440	-	\$ 2,930.07	\$ 3,079.89	5.11%
MGS-S Customer 6228	3	53.12	234.12	94,640	-	\$ 1,976.57	\$ 2,077.27	5.09%
MGS-S Customer 6229	3	96.28	544.28	267,740	-	\$ 3,649.05	\$ 3,836.27	5.13%
MGS-S Customer 6230	3	49.80	180.64	71,288	-	\$ 1,711.07	\$ 1,798.00	5.08%
MGS-S Customer 6231	3	49.17	165.67	49,796	-	\$ 1,638.41	\$ 1,721.58	5.08%
MGS-S Customer 6232	3	803.04	3,304.00	2,057,600	619.28	\$ 21,374.25	\$ 22,421.70	4.90%
MGS-S Customer 6233	3	-	47.39	84,633	-	\$ 819.06	\$ 860.08	5.01%
MGS-S Customer 6234	3	158.32	717.92	83,480	-	\$ 4,795.59	\$ 5,041.86	5.14%
MGS-S Customer 6235	3	246.00	884.52	294,000	-	\$ 6,051.90	\$ 6,362.71	5.14%
MGS-S Customer 6236	3	128.56	502.88	193,560	-	\$ 3,636.93	\$ 3,823.26	5.12%
MGS-S Customer 6237	1	39.52	102.00	114,560	-	\$ 1,151.62	\$ 1,209.96	5.07%

Internal Use

Customer	Phase	Jul - Aug KW	Sept - Jun KW	Jan - Dec KWH	Jan - Dec KVAR	Distribution 7/22 Prices	Distribution 8/23 Prices	Distribution % Difference
MGS-S Customer 6238	3	50.34	209.79	58,880	-	\$ 1,848.74	\$ 1,942.82	5.09%
MGS-S Customer 6239	3	89.18	385.00	138,802	-	\$ 2,873.77	\$ 3,020.78	5.12%
MGS-S Customer 6240	3	88.53	384.66	142,669	-	\$ 2,868.59	\$ 3,015.34	5.12%
MGS-S Customer 6241	1	61.75	204.69	82,658	-	\$ 1,749.42	\$ 1,838.64	5.10%
MGS-S Customer 6242	1	15.18	95.18	50,994	-	\$ 985.02	\$ 1,034.91	5.06%
MGS-S Customer 6243	1	50.47	188.74	84,533	-	\$ 1,613.13	\$ 1,695.36	5.10%
MGS-S Customer 6244	1	64.72	238.24	91,129	-	\$ 1,920.90	\$ 2,019.00	5.11%
MGS-S Customer 6245	3	73.70	320.87	101,251	-	\$ 2,491.57	\$ 2,618.86	5.11%
MGS-S Customer 6246	3	69.87	333.81	39,616	-	\$ 2,530.10	\$ 2,659.42	5.11%
MGS-S Customer 6247	3	56.31	248.38	111,512	-	\$ 2,060.16	\$ 2,165.17	5.10%
MGS-S Customer 6248	1	49.70	171.93	74,436	-	\$ 1,531.19	\$ 1,609.17	5.09%
MGS-S Customer 6249	1	47.21	192.04	103,970	-	\$ 1,610.28	\$ 1,692.39	5.10%
MGS-S Customer 6250	3	142.92	1,061.16	384,240	198.84	\$ 6,633.91	\$ 6,958.25	4.89%
MGS-S Customer 6251	3	252.00	1,250.00	566,800	-	\$ 7,773.72	\$ 8,173.92	5.15%
MGS-S Customer 6252	3	313.52	1,218.88	586,000	-	\$ 7,971.38	\$ 8,381.34	5.14%
MGS-S Customer 6253	3	36.87	188.69	53,556	-	\$ 1,676.50	\$ 1,761.75	5.08%
MGS-S Customer 6254	3	63.99	241.14	118,328	-	\$ 2,069.33	\$ 2,174.76	5.09%
MGS-S Customer 6255	1	39.81	163.10	60,193	-	\$ 1,435.51	\$ 1,508.60	5.09%
MGS-S Customer 6256	3	230.80	995.60	239,200	-	\$ 6,480.73	\$ 6,813.94	5.14%
MGS-S Customer 6257	3	137.12	444.48	127,680	-	\$ 3,414.63	\$ 3,589.34	5.12%
MGS-S Customer 6258	1	86.83	352.82	196,195	-	\$ 2,572.97	\$ 2,704.76	5.12%
MGS-S Customer 6259	3	84.45	222.03	58,651	-	\$ 2,094.60	\$ 2,201.17	5.09%
MGS-S Customer 6260	3	109.50	579.10	274,900	-	\$ 3,883.29	\$ 4,082.57	5.13%
MGS-S Customer 6261	3	105.36	402.08	215,680	0.04	\$ 3,042.55	\$ 3,198.19	5.12%
MGS-S Customer 6262	3	98.33	332.92	151,584	-	\$ 2,683.94	\$ 2,821.02	5.11%
MGS-S Customer 6263	3	98.53	453.92	208,272	-	\$ 3,244.07	\$ 3,410.24	5.12%
MGS-S Customer 6264	3	43.48	178.84	93,901	-	\$ 1,667.67	\$ 1,752.41	5.08%
MGS-S Customer 6265	3	65.51	469.20	111,926	-	\$ 3,131.40	\$ 3,292.00	5.13%
MGS-S Customer 6266	3	78.25	407.35	246,590	-	\$ 2,916.36	\$ 3,065.68	5.12%
MGS-S Customer 6267	3	35.03	156.77	55,142	-	\$ 1,518.81	\$ 1,595.89	5.08%
MGS-S Customer 6268	3	100.19	388.15	169,946	-	\$ 2,949.43	\$ 3,100.28	5.11%
MGS-S Customer 6269	3	69.04	332.60	120,800	-	\$ 2,519.90	\$ 2,648.70	5.11%
MGS-S Customer 6270	3	108.76	446.36	103,840	-	\$ 3,265.92	\$ 3,433.14	5.12%
MGS-S Customer 6271	3	137.47	490.14	242,395	-	\$ 3,627.53	\$ 3,813.29	5.12%
MGS-S Customer 6272	1	60.64	287.74	125,549	-	\$ 2,126.95	\$ 2,235.79	5.12%
MGS-S Customer 6273	3	143.52	539.16	282,080	-	\$ 3,887.58	\$ 4,086.80	5.12%
MGS-S Customer 6274	3	82.00	335.92	167,920	-	\$ 2,607.17	\$ 2,740.39	5.11%
MGS-S Customer 6275	1	122.80	515.16	298,560	-	\$ 3,522.62	\$ 3,703.44	5.13%
MGS-S Customer 6276	1	15.10	85.73	35,964	-	\$ 940.92	\$ 988.52	5.06%
MGS-S Customer 6277	1	24.08	122.56	39,320	-	\$ 1,160.91	\$ 1,219.87	5.08%

Internal Use

Customer	Phase	Jul - Aug KW	Sept - Jun KW	Jan - Dec KWH	Jan - Dec KVAR	Distribution 7/22 Prices	Distribution 8/23 Prices	Distribution % Difference
MGS-S Customer 6278	1	54.37	162.71	57,240	-	\$ 1,514.51	\$ 1,591.59	5.09%
MGS-S Customer 6279	3	97.28	353.12	96,600	-	\$ 2,771.44	\$ 2,913.07	5.11%
MGS-S Customer 6280	3	-	823.12	268,560	-	\$ 4,402.93	\$ 4,630.12	5.16%
MGS-S Customer 6281	1	42.96	172.05	67,131	-	\$ 1,494.34	\$ 1,570.46	5.09%
MGS-S Customer 6282	3	98.46	314.32	147,448	-	\$ 2,598.73	\$ 2,731.38	5.10%
MGS-S Customer 6283	3	41.92	184.84	69,200	67.38	\$ 1,801.28	\$ 1,887.02	4.76%
MGS-S Customer 6284	3	30.32	108.84	38,200	-	\$ 1,271.24	\$ 1,335.49	5.05%
MGS-S Customer 6285	3	103.36	541.92	247,200	-	\$ 3,677.44	\$ 3,866.08	5.13%
MGS-S Customer 6286	1	78.95	280.10	81,597	-	\$ 2,193.27	\$ 2,305.40	5.11%
MGS-S Customer 6287	3	102.48	417.68	210,560	-	\$ 3,098.57	\$ 3,257.14	5.12%
MGS-S Customer 6288	3	117.44	385.12	188,640	-	\$ 3,031.17	\$ 3,186.12	5.11%
MGS-S Customer 6289	3	46.65	196.12	88,878	-	\$ 1,765.10	\$ 1,854.87	5.09%
MGS-S Customer 6290	3	165.20	516.20	228,800	-	\$ 3,901.82	\$ 4,101.61	5.12%
MGS-S Customer 6291	3	123.60	401.84	194,200	-	\$ 3,142.60	\$ 3,303.29	5.11%
MGS-S Customer 6292	1	40.44	468.40	214,080	-	\$ 2,849.49	\$ 2,996.03	5.14%
MGS-S Customer 6293	3	56.47	221.58	43,850	-	\$ 1,937.23	\$ 2,035.86	5.09%
MGS-S Customer 6294	3	31.12	169.16	57,960	-	\$ 1,554.36	\$ 1,633.31	5.08%
MGS-S Customer 6295	3	35.80	181.76	85,158	-	\$ 1,638.54	\$ 1,721.83	5.08%
MGS-S Customer 6296	3	132.80	431.84	111,760	-	\$ 3,332.26	\$ 3,502.73	5.12%
MGS-S Customer 6297	1	34.72	159.54	55,088	-	\$ 1,390.81	\$ 1,461.62	5.09%
MGS-S Customer 6298	3	339.84	982.08	298,680	199.32	\$ 7,362.29	\$ 7,722.78	4.90%
MGS-S Customer 6299	3	115.04	499.44	311,760	-	\$ 3,546.00	\$ 3,727.72	5.12%
MGS-S Customer 6300	3	57.77	289.27	81,574	-	\$ 2,257.17	\$ 2,372.41	5.11%
MGS-S Customer 6301	3	65.30	255.10	95,500	-	\$ 2,141.10	\$ 2,250.25	5.10%
MGS-S Customer 6302	3	68.32	345.40	204,800	-	\$ 2,575.04	\$ 2,706.71	5.11%
MGS-S Customer 6303	3	70.05	383.51	208,093	-	\$ 2,760.71	\$ 2,902.01	5.12%
MGS-S Customer 6304	3	71.16	202.39	62,479	-	\$ 1,930.10	\$ 2,028.24	5.08%
MGS-S Customer 6305	3	46.08	220.36	76,720	-	\$ 1,873.93	\$ 1,969.36	5.09%
MGS-S Customer 6306	3	132.96	478.68	257,160	-	\$ 3,549.55	\$ 3,731.30	5.12%
MGS-S Customer 6307	3	90.67	432.54	163,993	-	\$ 3,101.67	\$ 3,260.51	5.12%
MGS-S Customer 6308	1	63.00	384.02	119,669	-	\$ 2,584.86	\$ 2,717.47	5.13%
MGS-S Customer 6309	3	63.55	195.04	62,848	-	\$ 1,853.91	\$ 1,948.15	5.08%
MGS-S Customer 6310	3	140.16	673.36	140,480	-	\$ 4,488.93	\$ 4,719.42	5.13%
MGS-S Customer 6311	3	53.90	269.18	86,684	-	\$ 2,142.88	\$ 2,252.21	5.10%
MGS-S Customer 6312	3	32.97	103.87	40,918	-	\$ 1,262.98	\$ 1,326.78	5.05%
MGS-S Customer 6313	3	147.12	884.52	405,120	-	\$ 5,503.12	\$ 5,786.24	5.14%
MGS-S Customer 6314	3	210.72	928.32	245,400	-	\$ 6,058.45	\$ 6,369.89	5.14%
MGS-S Customer 6315	3	290.16	1,315.44	307,200	239.52	\$ 8,695.02	\$ 9,121.62	4.91%
MGS-S Customer 6316	3	29.50	138.79	47,829	-	\$ 1,405.05	\$ 1,476.26	5.07%
MGS-S Customer 6317	3	120.64	643.60	211,400	-	\$ 4,243.10	\$ 4,460.99	5.14%

Internal Use

Customer	Phase	Jul - Aug KW	Sept - Jun KW	Jan - Dec KWH	Jan - Dec KVAR	Distribution 7/22 Prices	Distribution 8/23 Prices	Distribution % Difference
MGS-S Customer 6318	3	66.96	237.84	90,480	-	\$ 2,070.57	\$ 2,176.04	5.09%
MGS-S Customer 6319	3	107.58	499.27	197,043	-	\$ 3,503.82	\$ 3,683.40	5.13%
MGS-S Customer 6320	3	53.34	309.68	65,909	-	\$ 2,326.88	\$ 2,445.78	5.11%
MGS-S Customer 6321	3	63.20	255.92	103,840	-	\$ 2,133.23	\$ 2,241.99	5.10%
MGS-S Customer 6322	3	515.04	1,777.92	804,800	1.44	\$ 11,675.03	\$ 12,275.58	5.14%
MGS-S Customer 6323	3	83.55	374.81	207,823	-	\$ 2,795.44	\$ 2,938.43	5.12%
MGS-S Customer 6324	3	127.28	569.50	296,730	-	\$ 3,937.61	\$ 4,139.57	5.13%
MGS-S Customer 6325	1	75.65	276.63	79,194	-	\$ 2,158.93	\$ 2,269.30	5.11%
MGS-S Customer 6326	3	13.89	447.54	19,886	-	\$ 2,744.84	\$ 2,885.78	5.13%
MGS-S Customer 6327	3	81.78	368.32	134,100	-	\$ 2,755.64	\$ 2,896.57	5.11%
MGS-S Customer 6328	3	97.16	389.24	131,960	-	\$ 2,937.65	\$ 3,087.91	5.11%
MGS-S Customer 6329	3	7.91	146.41	54,985	-	\$ 1,320.43	\$ 1,387.43	5.07%
MGS-S Customer 6330	3	90.04	601.32	94,160	238.48	\$ 4,283.36	\$ 4,482.52	4.65%
MGS-S Customer 6331	1	51.30	154.03	54,070	-	\$ 1,457.37	\$ 1,531.50	5.09%
MGS-S Customer 6332	1	53.76	227.01	129,801	-	\$ 1,808.19	\$ 1,900.53	5.11%
MGS-S Customer 6333	3	32.88	241.20	64,880	-	\$ 1,896.95	\$ 1,993.68	5.10%
MGS-S Customer 6334	1	76.83	160.34	42,837	-	\$ 1,628.22	\$ 1,711.01	5.08%
MGS-S Customer 6335	1	111.00	310.79	148,148	-	\$ 2,512.94	\$ 2,641.41	5.11%
MGS-S Customer 6336	3	72.35	247.98	94,264	-	\$ 2,147.33	\$ 2,256.74	5.10%
MGS-S Customer 6337	1	54.00	117.52	56,333	-	\$ 1,303.68	\$ 1,369.81	5.07%
MGS-S Customer 6338	3	92.00	327.36	117,760	-	\$ 2,623.12	\$ 2,757.09	5.11%
MGS-S Customer 6339	1	39.50	166.94	58,820	-	\$ 1,451.53	\$ 1,525.45	5.09%
MGS-S Customer 6340	1	83.00	355.80	176,000	-	\$ 2,565.49	\$ 2,696.92	5.12%
MGS-S Customer 6341	3	138.64	377.84	220,160	-	\$ 3,115.19	\$ 3,274.33	5.11%
MGS-S Customer 6342	3	327.24	1,345.44	564,360	-	\$ 8,632.23	\$ 9,076.41	5.15%
MGS-S Customer 6343	1	40.49	38.34	14,747	-	\$ 862.89	\$ 906.23	5.02%
MGS-S Customer 6344	1	59.11	205.16	60,259	-	\$ 1,736.94	\$ 1,825.53	5.10%
MGS-S Customer 6345	1	50.76	70.65	39,000	-	\$ 1,069.16	\$ 1,123.13	5.05%
MGS-S Customer 6346	3	43.76	302.64	87,731	-	\$ 2,241.18	\$ 2,355.71	5.11%
MGS-S Customer 6347	1	50.32	220.14	68,893	-	\$ 1,757.36	\$ 1,847.09	5.11%
MGS-S Customer 6348	1	44.95	98.58	39,519	-	\$ 1,165.95	\$ 1,225.00	5.06%
MGS-S Customer 6349	3	85.27	277.03	32,012	-	\$ 2,353.25	\$ 2,473.25	5.10%
MGS-S Customer 6350	1	81.56	101.43	47,117	-	\$ 1,382.30	\$ 1,452.28	5.06%
MGS-S Customer 6351	1	58.00	101.16	27,800	-	\$ 1,250.30	\$ 1,313.62	5.06%
MGS-S Customer 6352	1	21.38	109.00	35,734	-	\$ 1,083.28	\$ 1,138.23	5.07%
MGS-S Customer 6353	1	44.56	220.90	128,161	-	\$ 1,728.91	\$ 1,817.20	5.11%
MGS-S Customer 6354	3	56.56	125.50	98,846	-	\$ 1,493.84	\$ 1,569.43	5.06%
MGS-S Customer 6355	3	201.32	683.56	241,320	-	\$ 4,875.49	\$ 5,125.56	5.13%
MGS-S Customer 6356	3	55.02	299.62	93,949	-	\$ 2,289.73	\$ 2,406.68	5.11%
MGS-S Customer 6357	3	105.58	411.88	160,980	-	\$ 3,088.97	\$ 3,247.03	5.12%

Internal Use

Customer	Phase	Jul - Aug KW	Sept - Jun KW	Jan - Dec KWH	Jan - Dec KVAR	Distribution 7/22 Prices	Distribution 8/23 Prices	Distribution % Difference
MGS-S Customer 6358	3	51.52	250.32	117,120	-	\$ 2,042.53	\$ 2,146.68	5.10%
MGS-S Customer 6359	3	57.60	316.92	120,360	-	\$ 2,383.97	\$ 2,505.80	5.11%
MGS-S Customer 6360	1	78.26	310.66	156,562	-	\$ 2,330.63	\$ 2,449.90	5.12%
MGS-S Customer 6361	3	191.40	604.68	306,480	-	\$ 4,456.01	\$ 4,684.37	5.12%
MGS-S Customer 6362	3	70.58	248.38	106,720	-	\$ 2,139.35	\$ 2,248.37	5.10%
MGS-S Customer 6363	3	93.40	346.12	179,760	-	\$ 2,717.56	\$ 2,856.43	5.11%
MGS-S Customer 6364	3	260.80	1,278.72	722,400	-	\$ 7,955.25	\$ 8,364.80	5.15%
MGS-S Customer 6365	3	87.08	307.04	101,280	-	\$ 2,501.94	\$ 2,629.65	5.10%
MGS-S Customer 6366	3	369.12	364.64	175,200	-	\$ 4,333.37	\$ 4,553.88	5.09%
MGS-S Customer 6367	3	237.76	320.64	144,480	-	\$ 3,401.04	\$ 3,574.21	5.09%
MGS-S Customer 6368	3	31.12	156.16	53,040	-	\$ 1,494.30	\$ 1,570.13	5.07%
MGS-S Customer 6369	3	96.76	319.31	99,296	-	\$ 2,612.35	\$ 2,745.72	5.11%
MGS-S Customer 6370	3	86.52	223.12	30,840	26.70	\$ 2,156.51	\$ 2,263.92	4.98%
MGS-S Customer 6371	3	117.60	458.00	186,720	-	\$ 3,368.76	\$ 3,541.25	5.12%
MGS-S Customer 6372	1	47.97	184.38	88,067	-	\$ 1,579.11	\$ 1,659.59	5.10%
MGS-S Customer 6373	1	47.02	183.33	95,540	-	\$ 1,568.99	\$ 1,648.95	5.10%
MGS-S Customer 6374	1	76.64	128.43	25,929	-	\$ 1,479.74	\$ 1,554.82	5.07%
MGS-S Customer 6375	3	101.72	385.12	144,480	-	\$ 2,943.92	\$ 3,094.47	5.11%
MGS-S Customer 6376	1	-	165.32	46,360	-	\$ 1,224.82	\$ 1,287.30	5.10%
MGS-S Customer 6377	1	36.84	134.72	44,435	-	\$ 1,287.91	\$ 1,353.36	5.08%
MGS-S Customer 6378	1	82.40	393.64	77,880	-	\$ 2,736.98	\$ 2,877.32	5.13%
MGS-S Customer 6379	3	76.70	429.86	88,980	-	\$ 3,011.76	\$ 3,166.04	5.12%
MGS-S Customer 6380	1	60.14	237.52	120,784	-	\$ 1,892.16	\$ 1,988.80	5.11%
MGS-S Customer 6381	1	44.40	191.03	52,386	-	\$ 1,590.02	\$ 1,671.10	5.10%
MGS-S Customer 6382	1	63.15	282.33	93,266	-	\$ 2,115.89	\$ 2,224.13	5.12%
MGS-S Customer 6383	1	72.79	207.93	127,894	-	\$ 1,825.66	\$ 1,918.75	5.10%
MGS-S Customer 6384	1	47.12	281.20	67,520	-	\$ 2,021.70	\$ 2,125.18	5.12%
MGS-S Customer 6385	3	188.00	859.62	334,913	-	\$ 5,614.96	\$ 5,903.55	5.14%
MGS-S Customer 6386	3	16.78	77.19	29,009	-	\$ 1,049.87	\$ 1,102.73	5.03%
MGS-S Customer 6387	1	-	-	27,509	-	\$ 461.04	\$ 483.84	4.95%
MGS-S Customer 6388	1	85.54	274.77	145,134	-	\$ 2,205.22	\$ 2,317.92	5.11%
MGS-S Customer 6389	1	10.76	61.41	23,689	-	\$ 804.47	\$ 845.02	5.04%
MGS-S Customer 6390	3	18.09	618.69	34,875	-	\$ 3,558.87	\$ 3,742.06	5.15%
MGS-S Customer 6391	1	39.73	175.98	41,707	-	\$ 1,494.57	\$ 1,570.73	5.10%
MGS-S Customer 6392	3	35.84	214.34	49,789	-	\$ 1,789.28	\$ 1,880.40	5.09%
MGS-S Customer 6393	3	102.00	404.40	196,560	-	\$ 3,034.55	\$ 3,189.80	5.12%
MGS-S Customer 6394	3	139.20	594.72	369,360	-	\$ 4,120.29	\$ 4,331.64	5.13%
MGS-S Customer 6395	1	33.39	224.91	76,469	-	\$ 1,685.44	\$ 1,771.57	5.11%
MGS-S Customer 6396	3	61.20	166.75	67,017	-	\$ 1,710.17	\$ 1,796.96	5.07%
MGS-S Customer 6397	1	76.95	235.65	94,333	-	\$ 1,976.82	\$ 2,077.72	5.10%

Internal Use

Customer	Phase	Jul - Aug KW	Sept - Jun KW	Jan - Dec KWH	Jan - Dec KVAR	Distribution 7/22 Prices	Distribution 8/23 Prices	Distribution % Difference
MGS-S Customer 6398	3	93.56	449.72	111,160	272.84	\$ 3,660.91	\$ 3,824.68	4.47%
MGS-S Customer 6399	3	46.44	248.52	134,520	-	\$ 2,006.02	\$ 2,108.31	5.10%
MGS-S Customer 6400	3	65.40	657.36	272,040	2.76	\$ 4,004.79	\$ 4,210.50	5.14%
MGS-S Customer 6401	3	7.61	162.10	36,813	-	\$ 1,391.26	\$ 1,461.93	5.08%
MGS-S Customer 6402	3	161.28	1,076.96	207,680	-	\$ 6,470.78	\$ 6,804.05	5.15%
MGS-S Customer 6403	3	41.08	180.92	68,760	-	\$ 1,663.96	\$ 1,748.53	5.08%
MGS-S Customer 6404	3	363.20	2,008.00	1,359,200	-	\$ 11,892.84	\$ 12,506.10	5.16%
MGS-S Customer 6405	3	55.12	290.55	145,691	-	\$ 2,248.38	\$ 2,363.18	5.11%
MGS-S Customer 6406	3	86.04	355.00	192,680	-	\$ 2,717.74	\$ 2,856.67	5.11%
MGS-S Customer 6407	3	54.30	209.10	89,900	-	\$ 1,867.53	\$ 1,962.56	5.09%
MGS-S Customer 6408	3	46.10	192.00	71,600	-	\$ 1,743.02	\$ 1,831.64	5.08%
MGS-S Customer 6409	3	81.40	308.60	153,000	-	\$ 2,477.62	\$ 2,604.12	5.11%
MGS-S Customer 6410	3	44.90	134.80	49,700	-	\$ 1,472.09	\$ 1,546.66	5.07%
MGS-S Customer 6411	3	39.60	150.50	56,600	-	\$ 1,515.21	\$ 1,592.06	5.07%
MGS-S Customer 6412	3	50.06	200.20	97,210	-	\$ 1,802.88	\$ 1,894.58	5.09%
MGS-S Customer 6413	3	129.24	468.24	258,560	-	\$ 3,480.67	\$ 3,658.88	5.12%
MGS-S Customer 6414	1	110.00	320.40	105,760	-	\$ 2,551.79	\$ 2,682.28	5.11%
MGS-S Customer 6415	3	32.32	77.76	46,400	-	\$ 1,138.75	\$ 1,196.10	5.04%
MGS-S Customer 6416	3	185.90	622.30	280,700	-	\$ 4,506.89	\$ 4,737.94	5.13%
MGS-S Customer 6417	1	119.33	673.08	260,801	-	\$ 4,232.95	\$ 4,450.70	5.14%
MGS-S Customer 6418	1	39.42	165.63	59,039	-	\$ 1,445.03	\$ 1,518.62	5.09%
MGS-S Customer 6419	1	27.43	221.89	61,236	-	\$ 1,638.41	\$ 1,722.14	5.11%
MGS-S Customer 6420	3	52.86	242.85	88,439	-	\$ 2,015.46	\$ 2,118.18	5.10%
MGS-S Customer 6421	3	52.62	192.27	88,788	-	\$ 1,780.45	\$ 1,870.97	5.08%
MGS-S Customer 6422	3	63.32	106.85	49,437	-	\$ 1,445.19	\$ 1,518.21	5.05%
MGS-S Customer 6423	3	416.76	1,404.72	847,680	-	\$ 9,402.94	\$ 9,886.41	5.14%
MGS-S Customer 6424	3	8.64	55.32	38,409	-	\$ 903.65	\$ 948.99	5.02%
MGS-S Customer 6425	1	38.63	156.92	91,214	-	\$ 1,400.41	\$ 1,471.68	5.09%
MGS-S Customer 6426	1	27.01	257.59	58,698	-	\$ 1,801.01	\$ 1,893.20	5.12%
MGS-S Customer 6427	3	55.47	275.70	80,455	-	\$ 2,181.71	\$ 2,293.05	5.10%
MGS-S Customer 6428	3	47.57	278.33	143,760	-	\$ 2,150.02	\$ 2,259.78	5.11%
MGS-S Customer 6429	3	94.96	497.04	197,840	-	\$ 3,423.47	\$ 3,598.99	5.13%
MGS-S Customer 6430	3	70.56	147.45	52,059	-	\$ 1,672.95	\$ 1,757.73	5.07%
MGS-S Customer 6431	3	76.85	349.32	80,200	-	\$ 2,640.50	\$ 2,775.49	5.11%
MGS-S Customer 6432	1	42.84	221.48	85,286	-	\$ 1,722.04	\$ 1,809.99	5.11%
MGS-S Customer 6433	3	66.80	291.68	106,080	-	\$ 2,318.42	\$ 2,436.77	5.10%
MGS-S Customer 6434	3	27.40	167.10	110,100	-	\$ 1,524.19	\$ 1,601.61	5.08%
MGS-S Customer 6435	3	61.89	302.54	91,048	-	\$ 2,341.34	\$ 2,460.92	5.11%
MGS-S Customer 6436	3	65.90	249.58	88,548	-	\$ 2,118.92	\$ 2,226.92	5.10%
MGS-S Customer 6437	3	299.52	1,053.76	144,960	433.12	\$ 7,867.13	\$ 8,233.54	4.66%

Customer	Phase	Jul - Aug KW	Sept - Jun KW	Jan - Dec KWH	Jan - Dec KVAR	Distribution 7/22 Prices	Distribution 8/23 Prices	Distribution % Difference
MGS-S Customer 6438	3	12.40	533.04	58,400	-	\$ 3,131.58	\$ 3,292.63	5.14%
MGS-S Customer 6439	3	266.00	1,059.60	319,362	102.60	\$ 7,146.19	\$ 7,504.62	5.02%
MGS-S Customer 6440	1	167.52	695.12	319,360	-	\$ 4,602.23	\$ 4,838.76	5.14%
MGS-S Customer 6441	1	61.48	218.92	62,691	-	\$ 1,813.66	\$ 1,906.22	5.10%
MGS-S Customer 6442	3	71.59	218.38	14,724	-	\$ 2,006.36	\$ 2,108.46	5.09%
MGS-S Customer 6443	3	59.78	260.21	50,545	-	\$ 2,134.07	\$ 2,242.90	5.10%
MGS-S Customer 6444	3	36.52	210.48	48,800	-	\$ 1,775.22	\$ 1,865.60	5.09%
MGS-S Customer 6445	3	78.62	264.08	112,327	-	\$ 2,256.51	\$ 2,371.54	5.10%
MGS-S Customer 6446	3	77.52	287.08	115,480	-	\$ 2,356.67	\$ 2,476.91	5.10%
MGS-S Customer 6447	3	27.08	129.64	3,920	-	\$ 1,349.35	\$ 1,417.69	5.06%
MGS-S Customer 6448	3	65.54	190.20	81,927	-	\$ 1,842.59	\$ 1,936.23	5.08%
MGS-S Customer 6449	3	28.49	122.78	52,324	-	\$ 1,325.48	\$ 1,392.57	5.06%
MGS-S Customer 6450	3	205.36	823.20	425,200	-	\$ 5,543.05	\$ 5,827.76	5.14%
MGS-S Customer 6451	1	42.42	170.08	26,961	-	\$ 1,482.24	\$ 1,557.74	5.09%
MGS-S Customer 6452	3	264.96	1,125.44	574,000	-	\$ 7,270.18	\$ 7,644.12	5.14%
MGS-S Customer 6453	3	185.76	674.04	302,880	-	\$ 4,745.15	\$ 4,988.58	5.13%
MGS-S Customer 6454	1	71.31	326.54	161,219	-	\$ 2,365.43	\$ 2,486.56	5.12%
MGS-S Customer 6455	3	67.44	485.88	172,800	-	\$ 3,219.18	\$ 3,384.31	5.13%
MGS-S Customer 6456	3	34.32	497.52	180,360	-	\$ 3,089.14	\$ 3,247.79	5.14%
MGS-S Customer 6457	3	-	47.04	2,720	-	\$ 817.44	\$ 858.37	5.01%
MGS-S Customer 6458	3	64.78	263.11	124,404	-	\$ 2,175.22	\$ 2,286.14	5.10%
MGS-S Customer 6459	3	41.52	184.18	76,930	-	\$ 1,681.47	\$ 1,766.94	5.08%
MGS-S Customer 6460	3	114.20	589.39	268,997	-	\$ 3,956.91	\$ 4,159.98	5.13%
MGS-S Customer 6461	3	106.46	394.21	237,351	-	\$ 3,012.22	\$ 3,166.28	5.11%
MGS-S Customer 6462	3	46.00	117.99	36,048	-	\$ 1,400.53	\$ 1,471.37	5.06%
MGS-S Customer 6463	3	60.14	210.07	76,740	-	\$ 1,904.42	\$ 2,001.32	5.09%
MGS-S Customer 6464	3	93.35	311.75	172,568	-	\$ 2,558.50	\$ 2,689.10	5.10%
MGS-S Customer 6465	1	90.40	272.89	78,620	-	\$ 2,223.51	\$ 2,337.12	5.11%
MGS-S Customer 6466	3	163.92	759.52	507,360	-	\$ 5,018.86	\$ 5,276.68	5.14%
MGS-S Customer 6467	3	65.72	285.60	90,960	-	\$ 2,284.34	\$ 2,400.92	5.10%
MGS-S Customer 6468	1	39.89	158.64	67,387	-	\$ 1,415.35	\$ 1,487.39	5.09%
MGS-S Customer 6469	3	37.60	155.20	51,280	-	\$ 1,525.82	\$ 1,603.24	5.07%
MGS-S Customer 6470	3	27.97	112.65	43,071	-	\$ 1,275.80	\$ 1,340.30	5.06%
MGS-S Customer 6471	3	126.08	475.92	263,360	-	\$ 3,498.61	\$ 3,677.78	5.12%
MGS-S Customer 6472	3	61.96	274.44	189,160	-	\$ 2,211.91	\$ 2,324.77	5.10%
MGS-S Customer 6473	3	149.56	510.00	193,440	-	\$ 3,786.38	\$ 3,980.29	5.12%
MGS-S Customer 6474	3	-	64.61	16,833	-	\$ 898.62	\$ 943.76	5.02%
MGS-S Customer 6475	3	736.68	3,526.08	764,640	3,699.18	\$ 27,267.79	\$ 28,349.96	3.97%
MGS-S Customer 6476	3	470.40	2,210.40	1,458,720	-	\$ 13,422.89	\$ 14,114.74	5.15%
MGS-S Customer 6477	3	22.27	91.94	36,292	-	\$ 1,148.48	\$ 1,206.42	5.04%

Internal Use

Customer	Phase	Jul - Aug KW	Sept - Jun KW	Jan - Dec KWH	Jan - Dec KVAR	Distribution 7/22 Prices	Distribution 8/23 Prices	Distribution % Difference
MGS-S Customer 6478	3	122.44	526.92	101,120	-	\$ 3,714.03	\$ 3,904.42	5.13%
MGS-S Customer 6479	3	56.07	210.93	103,022	-	\$ 1,885.81	\$ 1,981.77	5.09%
MGS-S Customer 6480	3	78.65	401.77	122,680	-	\$ 2,892.80	\$ 3,040.89	5.12%
MGS-S Customer 6481	3	183.68	735.04	213,040	327.28	\$ 5,571.80	\$ 5,829.28	4.62%
MGS-S Customer 6482	3	112.92	433.28	239,720	-	\$ 3,228.58	\$ 3,393.82	5.12%
MGS-S Customer 6483	3	426.08	1,554.24	893,760	-	\$ 10,145.45	\$ 10,667.41	5.14%
MGS-S Customer 6484	3	36.64	169.77	60,979	-	\$ 1,587.81	\$ 1,668.45	5.08%
MGS-S Customer 6485	3	16.48	153.04	53,520	-	\$ 1,398.63	\$ 1,469.61	5.07%
MGS-S Customer 6486	1	16.46	160.51	31,607	-	\$ 1,293.95	\$ 1,359.88	5.10%
MGS-S Customer 6487	1	25.24	188.24	53,000	-	\$ 1,470.79	\$ 1,545.84	5.10%
MGS-S Customer 6488	3	73.80	375.56	162,873	-	\$ 2,744.80	\$ 2,885.24	5.12%
MGS-S Customer 6489	1	38.74	229.73	30,515	-	\$ 1,737.40	\$ 1,826.18	5.11%
MGS-S Customer 6490	3	42.81	243.85	43,140	-	\$ 1,964.30	\$ 2,064.45	5.10%
MGS-S Customer 6491	1	59.50	283.70	58,160	-	\$ 2,101.96	\$ 2,209.51	5.12%
MGS-S Customer 6492	3	294.60	2,255.28	525,960	-	\$ 12,654.54	\$ 13,307.94	5.16%
MGS-S Customer 6493	3	68.08	286.41	90,385	-	\$ 2,301.18	\$ 2,418.62	5.10%
MGS-S Customer 6494	3	36.61	268.73	28,833	-	\$ 2,044.84	\$ 2,149.22	5.10%
MGS-S Customer 6495	1	25.28	154.40	47,280	-	\$ 1,314.67	\$ 1,381.61	5.09%
MGS-S Customer 6496	3	497.80	1,790.00	1,109,600	-	\$ 11,632.71	\$ 12,231.33	5.15%
MGS-S Customer 6497	1	77.34	282.80	100,811	-	\$ 2,196.81	\$ 2,309.14	5.11%
MGS-S Customer 6498	1	95.08	285.52	136,040	-	\$ 2,307.84	\$ 2,425.78	5.11%
MGS-S Customer 6499	3	176.64	1,313.04	394,560	-	\$ 7,646.72	\$ 8,040.95	5.16%
MGS-S Customer 6500	3	131.52	777.76	241,760	-	\$ 4,923.31	\$ 5,176.44	5.14%
MGS-S Customer 6501	3	96.10	333.90	156,203	-	\$ 2,676.09	\$ 2,812.78	5.11%
MGS-S Customer 6502	3	52.56	157.72	70,920	-	\$ 1,620.49	\$ 1,702.70	5.07%
MGS-S Customer 6503	3	6.84	106.72	6,720	-	\$ 1,131.13	\$ 1,188.30	5.05%
MGS-S Customer 6504	3	33.92	238.76	66,840	-	\$ 1,891.45	\$ 1,987.89	5.10%
MGS-S Customer 6505	3	94.32	496.68	181,320	-	\$ 3,418.26	\$ 3,593.51	5.13%
MGS-S Customer 6506	3	83.24	243.23	116,070	-	\$ 2,185.82	\$ 2,297.15	5.09%
MGS-S Customer 6507	3	238.64	1,143.76	230,400	378.56	\$ 7,852.30	\$ 8,223.26	4.72%
MGS-S Customer 6508	3	475.20	2,512.00	586,600	734.80	\$ 16,092.08	\$ 16,857.66	4.76%
MGS-S Customer 6509	3	163.56	995.16	358,920	-	\$ 6,105.52	\$ 6,419.79	5.15%
MGS-S Customer 6510	3	132.96	809.40	360,480	-	\$ 5,077.48	\$ 5,338.60	5.14%
MGS-S Customer 6511	3	75.36	302.72	130,240	-	\$ 2,416.93	\$ 2,540.33	5.11%
MGS-S Customer 6512	3	14.66	73.36	35,945	-	\$ 1,020.41	\$ 1,071.76	5.03%
MGS-S Customer 6513	3	65.15	326.56	243,201	-	\$ 2,470.41	\$ 2,596.67	5.11%
MGS-S Customer 6514	3	56.38	279.50	43,090	-	\$ 2,204.32	\$ 2,316.83	5.10%
MGS-S Customer 6515	3	254.40	1,404.30	710,700	-	\$ 8,499.91	\$ 8,937.81	5.15%
MGS-S Customer 6516	3	101.76	748.24	290,000	-	\$ 4,621.76	\$ 4,859.47	5.14%
MGS-S Customer 6517	3	76.54	320.87	92,966	-	\$ 2,507.34	\$ 2,635.42	5.11%

Internal Use

Customer	Phase	Jul - Aug KW	Sept - Jun KW	Jan - Dec KWH	Jan - Dec KVAR	Distribution 7/22 Prices	Distribution 8/23 Prices	Distribution % Difference
MGS-S Customer 6518	3	107.00	361.80	157,240	-	\$ 2,865.49	\$ 3,011.92	5.11%
MGS-S Customer 6519	3	161.80	709.50	225,400	-	\$ 4,776.00	\$ 5,021.22	5.13%
MGS-S Customer 6520	3	107.12	431.60	173,560	-	\$ 3,188.63	\$ 3,351.85	5.12%
MGS-S Customer 6521	3	241.50	983.50	533,000	-	\$ 6,484.22	\$ 6,817.52	5.14%
MGS-S Customer 6522	3	41.28	122.08	42,360	-	\$ 1,393.23	\$ 1,463.73	5.06%
MGS-S Customer 6523	3	24.08	170.58	63,153	-	\$ 1,521.84	\$ 1,599.17	5.08%
MGS-S Customer 6524	3	45.80	225.72	60,320	-	\$ 1,897.14	\$ 1,993.77	5.09%
MGS-S Customer 6525	1	123.87	540.36	321,378	-	\$ 3,644.98	\$ 3,832.15	5.14%
MGS-S Customer 6526	3	59.68	233.44	134,120	-	\$ 2,009.84	\$ 2,112.21	5.09%
MGS-S Customer 6527	1	49.04	68.16	19,600	-	\$ 1,048.11	\$ 1,101.00	5.05%
MGS-S Customer 6528	3	304.64	1,386.24	438,560	11.36	\$ 8,714.61	\$ 9,162.25	5.14%
MGS-S Customer 6529	1	40.64	70.00	15,520	-	\$ 1,009.99	\$ 1,060.97	5.05%
MGS-S Customer 6530	1	37.78	188.25	57,481	-	\$ 1,540.43	\$ 1,618.99	5.10%
MGS-S Customer 6531	3	105.92	622.64	112,240	-	\$ 4,064.57	\$ 4,273.30	5.14%
MGS-S Customer 6532	3	121.20	422.00	137,800	-	\$ 3,222.42	\$ 3,387.28	5.12%
MGS-S Customer 6533	3	17.09	111.03	53,637	-	\$ 1,207.93	\$ 1,269.00	5.06%
MGS-S Customer 6534	3	37.01	276.70	28,388	-	\$ 2,083.88	\$ 2,190.29	5.11%
MGS-S Customer 6535	3	322.56	1,226.64	585,600	54.36	\$ 8,149.82	\$ 8,564.17	5.08%
MGS-S Customer 6536	3	12.40	85.08	38,157	-	\$ 1,062.01	\$ 1,115.54	5.04%
MGS-S Customer 6537	3	22.80	93.32	42,462	-	\$ 1,157.80	\$ 1,216.22	5.05%
MGS-S Customer 6538	3	58.24	216.00	71,840	-	\$ 1,921.27	\$ 2,019.06	5.09%
MGS-S Customer 6539	3	483.80	2,340.70	780,200	-	\$ 14,099.24	\$ 14,826.12	5.16%
MGS-S Customer 6540	3	54.20	182.65	73,429	-	\$ 1,744.77	\$ 1,833.43	5.08%
MGS-S Customer 6541	1	33.24	96.30	34,776	-	\$ 1,090.43	\$ 1,145.65	5.06%
MGS-S Customer 6542	3	44.98	225.42	124,907	-	\$ 1,891.20	\$ 1,987.53	5.09%
MGS-S Customer 6543	1	75.76	594.48	87,120	-	\$ 3,628.01	\$ 3,814.69	5.15%
MGS-S Customer 6544	3	213.12	953.76	281,760	-	\$ 6,189.31	\$ 6,507.52	5.14%
MGS-S Customer 6545	3	62.16	515.52	269,440	24.20	\$ 3,367.95	\$ 3,538.72	5.07%
MGS-S Customer 6546	3	125.10	551.35	356,095	-	\$ 3,841.66	\$ 4,038.65	5.13%
MGS-S Customer 6547	3	84.88	371.48	170,622	-	\$ 2,787.44	\$ 2,930.00	5.11%
MGS-S Customer 6548	1	38.01	235.16	80,660	-	\$ 1,758.43	\$ 1,848.32	5.11%
MGS-S Customer 6549	3	274.40	969.20	564,880	-	\$ 6,600.74	\$ 6,939.82	5.14%
MGS-S Customer 6550	3	51.02	220.53	66,075	-	\$ 1,902.13	\$ 1,998.98	5.09%
MGS-S Customer 6551	3	52.32	256.16	109,440	-	\$ 2,073.96	\$ 2,179.72	5.10%
MGS-S Customer 6552	3	69.64	328.76	87,520	-	\$ 2,505.49	\$ 2,633.53	5.11%
MGS-S Customer 6553	1	36.81	180.01	31,739	-	\$ 1,496.98	\$ 1,573.29	5.10%
MGS-S Customer 6554	3	132.44	537.72	236,000	-	\$ 3,819.43	\$ 4,015.20	5.13%
MGS-S Customer 6555	1	-	84.81	125,637	-	\$ 852.86	\$ 896.02	5.06%
MGS-S Customer 6556	3	24.17	315.32	85,322	-	\$ 2,191.04	\$ 2,303.13	5.12%
MGS-S Customer 6557	1	5.11	47.44	114,897	-	\$ 708.57	\$ 744.19	5.03%

Internal Use

Customer	Phase	Jul - Aug KW	Sept - Jun KW	Jan - Dec KWH	Jan - Dec KVAR	Distribution 7/22 Prices	Distribution 8/23 Prices	Distribution % Difference
MGS-S Customer 6558	1	45.54	206.82	56,187	-	\$ 1,669.30	\$ 1,754.48	5.10%
MGS-S Customer 6559	3	20.32	232.47	16,782	-	\$ 1,786.91	\$ 1,878.03	5.10%
MGS-S Customer 6560	3	74.16	359.20	178,080	-	\$ 2,671.21	\$ 2,807.82	5.11%
MGS-S Customer 6561	3	88.40	462.36	256,280	-	\$ 3,226.84	\$ 3,392.20	5.12%
MGS-S Customer 6562	3	110.60	796.40	301,400	-	\$ 4,893.32	\$ 5,145.06	5.14%
MGS-S Customer 6563	1	37.33	155.12	58,318	-	\$ 1,384.88	\$ 1,455.36	5.09%
MGS-S Customer 6564	1	40.14	216.94	77,959	-	\$ 1,686.08	\$ 1,772.18	5.11%
MGS-S Customer 6565	3	184.00	778.96	382,880	-	\$ 5,220.12	\$ 5,488.23	5.14%
MGS-S Customer 6566	1	76.46	300.41	104,205	-	\$ 2,273.29	\$ 2,389.59	5.12%
MGS-S Customer 6567	3	255.60	1,174.72	350,960	-	\$ 7,445.91	\$ 7,829.05	5.15%
MGS-S Customer 6568	3	56.42	220.47	90,033	-	\$ 1,931.82	\$ 2,030.17	5.09%
MGS-S Customer 6569	1	51.52	201.92	76,960	-	\$ 1,679.85	\$ 1,765.53	5.10%
MGS-S Customer 6570	3	45.88	193.31	97,708	-	\$ 1,747.85	\$ 1,836.73	5.09%
MGS-S Customer 6571	3	120.84	675.96	163,920	-	\$ 4,393.72	\$ 4,619.42	5.14%
MGS-S Customer 6572	1	1.12	297.68	4,640	-	\$ 1,842.54	\$ 1,937.09	5.13%
MGS-S Customer 6573	3	47.44	200.82	61,192	-	\$ 1,791.20	\$ 1,882.32	5.09%
MGS-S Customer 6574	3	38.32	358.00	62,480	-	\$ 2,466.76	\$ 2,593.05	5.12%
MGS-S Customer 6575	3	29.87	101.68	35,889	-	\$ 1,235.66	\$ 1,298.07	5.05%
MGS-S Customer 6576	3	221.52	1,275.84	516,600	-	\$ 7,723.94	\$ 8,121.80	5.15%
MGS-S Customer 6577	3	22.48	23.76	1,840	-	\$ 834.66	\$ 876.29	4.99%
MGS-S Customer 6578	3	167.36	1,209.84	547,680	-	\$ 7,118.43	\$ 7,485.29	5.15%
MGS-S Customer 6579	1	23.81	120.10	46,692	-	\$ 1,148.05	\$ 1,206.34	5.08%
MGS-S Customer 6580	3	248.08	970.80	415,600	123.52	\$ 6,672.04	\$ 7,004.14	4.98%
MGS-S Customer 6581	3	47.20	177.02	90,300	-	\$ 1,679.91	\$ 1,765.25	5.08%
MGS-S Customer 6582	1	31.36	183.96	38,240	-	\$ 1,484.98	\$ 1,560.71	5.10%
MGS-S Customer 6583	3	55.08	306.76	122,400	-	\$ 2,323.05	\$ 2,441.73	5.11%
MGS-S Customer 6584	3	104.97	372.54	100,286	-	\$ 2,903.84	\$ 3,052.28	5.11%
MGS-S Customer 6585	3	80.88	341.88	155,720	-	\$ 2,628.49	\$ 2,762.83	5.11%
MGS-S Customer 6586	3	41.62	190.97	75,217	-	\$ 1,713.39	\$ 1,800.52	5.09%
MGS-S Customer 6587	3	57.14	188.72	59,095	-	\$ 1,789.13	\$ 1,880.07	5.08%
MGS-S Customer 6588	3	100.61	465.20	227,990	-	\$ 3,307.73	\$ 3,477.19	5.12%
MGS-S Customer 6589	1	-	362.40	157,600	-	\$ 2,135.33	\$ 2,245.10	5.14%
MGS-S Customer 6590	3	97.00	476.36	132,680	-	\$ 3,339.25	\$ 3,510.38	5.12%
MGS-S Customer 6591	3	15.12	133.44	33,440	195.72	\$ 1,633.25	\$ 1,699.15	4.03%
MGS-S Customer 6592	3	120.72	444.48	166,000	-	\$ 3,323.61	\$ 3,493.73	5.12%
MGS-S Customer 6593	3	56.13	323.67	139,041	-	\$ 2,407.00	\$ 2,530.03	5.11%
MGS-S Customer 6594	3	35.88	139.56	47,133	-	\$ 1,444.02	\$ 1,517.20	5.07%
MGS-S Customer 6595	3	115.20	465.52	216,880	-	\$ 3,390.18	\$ 3,563.80	5.12%
MGS-S Customer 6596	1	7.30	41.94	15,698	-	\$ 695.32	\$ 730.23	5.02%
MGS-S Customer 6597	1	76.37	277.25	107,481	Internal Use	\$ 2,165.79	\$ 2,276.51	5.11%

Customer	Phase	Jul - Aug KW	Sept - Jun KW	Jan - Dec KWH	Jan - Dec KVAR	Distribution 7/22 Prices	Distribution 8/23 Prices	Distribution % Difference
MGS-S Customer 6598	3	21.04	212.08	39,280	-	\$ 1,696.70	\$ 1,783.13	5.09%
MGS-S Customer 6599	1	-	-	13,228	-	\$ 461.04	\$ 483.84	4.95%
MGS-S Customer 6600	3	174.16	1,032.80	454,960	-	\$ 6,338.24	\$ 6,664.52	5.15%
MGS-S Customer 6601	1	74.76	232.07	91,062	-	\$ 1,948.12	\$ 2,047.55	5.10%
MGS-S Customer 6602	3	155.88	719.32	338,400	-	\$ 4,788.51	\$ 5,034.44	5.14%
MGS-S Customer 6603	1	48.71	112.46	49,027	-	\$ 1,250.95	\$ 1,314.37	5.07%
MGS-S Customer 6604	3	59.41	232.83	71,492	-	\$ 2,005.52	\$ 2,107.67	5.09%
MGS-S Customer 6605	3	46.08	120.84	6,090	-	\$ 1,414.14	\$ 1,485.69	5.06%
MGS-S Customer 6606	3	223.12	1,010.24	426,000	-	\$ 6,505.74	\$ 6,840.32	5.14%
MGS-S Customer 6607	3	117.52	413.36	165,360	5.28	\$ 3,171.06	\$ 3,332.81	5.10%
MGS-S Customer 6608	3	49.44	195.32	79,320	-	\$ 1,776.89	\$ 1,867.25	5.09%
MGS-S Customer 6609	3	39.32	195.60	23,679	-	\$ 1,722.02	\$ 1,809.61	5.09%
MGS-S Customer 6610	3	35.88	122.16	53,216	-	\$ 1,363.63	\$ 1,432.64	5.06%
MGS-S Customer 6611	3	87.80	557.60	347,400	-	\$ 3,663.52	\$ 3,851.57	5.13%
MGS-S Customer 6612	3	26.00	130.80	107,600	-	\$ 1,348.72	\$ 1,417.03	5.06%
MGS-S Customer 6613	3	86.24	366.72	167,407	-	\$ 2,773.00	\$ 2,914.80	5.11%
MGS-S Customer 6614	3	50.72	217.45	71,410	-	\$ 1,886.24	\$ 1,982.26	5.09%
MGS-S Customer 6615	3	24.20	187.42	44,111	-	\$ 1,600.31	\$ 1,681.71	5.09%
MGS-S Customer 6616	3	99.42	502.71	88,448	-	\$ 3,474.42	\$ 3,652.55	5.13%
MGS-S Customer 6617	3	59.00	452.60	256,400	-	\$ 3,018.58	\$ 3,173.37	5.13%
MGS-S Customer 6618	3	43.74	141.37	68,849	-	\$ 1,496.01	\$ 1,571.82	5.07%
MGS-S Customer 6619	3	88.50	965.10	324,600	38.55	\$ 5,615.59	\$ 5,901.64	5.09%
MGS-S Customer 6620	3	-	122.00	49,800	-	\$ 1,163.76	\$ 1,222.68	5.06%
MGS-S Customer 6621	3	42.07	111.16	49,691	-	\$ 1,347.17	\$ 1,415.27	5.06%
MGS-S Customer 6622	1	42.55	294.45	124,063	-	\$ 2,057.55	\$ 2,162.93	5.12%
MGS-S Customer 6623	3	147.92	703.04	183,920	-	\$ 4,669.12	\$ 4,908.91	5.14%
MGS-S Customer 6624	1	60.06	280.12	99,072	-	\$ 2,088.53	\$ 2,195.37	5.12%
MGS-S Customer 6625	3	125.96	521.13	235,989	-	\$ 3,706.82	\$ 3,896.80	5.13%
MGS-S Customer 6626	3	38.60	207.48	80,400	-	\$ 1,772.91	\$ 1,863.15	5.09%
MGS-S Customer 6627	3	27.92	158.96	83,840	-	\$ 1,489.47	\$ 1,565.08	5.08%
MGS-S Customer 6628	3	39.46	165.65	86,909	-	\$ 1,584.43	\$ 1,664.87	5.08%
MGS-S Customer 6629	3	107.12	603.36	191,840	-	\$ 3,982.16	\$ 4,186.60	5.13%
MGS-S Customer 6630	1	64.18	196.12	52,242	-	\$ 1,723.31	\$ 1,811.15	5.10%
MGS-S Customer 6631	3	24.80	114.40	53,008	-	\$ 1,266.29	\$ 1,330.33	5.06%
MGS-S Customer 6632	3	82.65	373.57	204,468	-	\$ 2,784.72	\$ 2,927.16	5.12%
MGS-S Customer 6633	1	55.72	197.78	94,050	-	\$ 1,684.03	\$ 1,769.90	5.10%
MGS-S Customer 6634	1	-	80.52	13,495	-	\$ 833.04	\$ 875.17	5.06%
MGS-S Customer 6635	3	84.32	275.28	139,400	-	\$ 2,339.89	\$ 2,459.21	5.10%
MGS-S Customer 6636	1	48.84	225.11	105,450	-	\$ 1,772.11	\$ 1,862.61	5.11%
MGS-S Customer 6637	1	25.11	162.99	53,413	-	\$ 1,353.41	\$ 1,422.36	5.09%

Internal Use

Customer	Phase	Jul - Aug KW	Sept - Jun KW	Jan - Dec KWH	Jan - Dec KVAR	Distribution 7/22 Prices	Distribution 8/23 Prices	Distribution % Difference
MGS-S Customer 6638	3	388.32	1,408.20	902,520	-	\$ 9,261.18	\$ 9,737.52	5.14%
MGS-S Customer 6639	3	125.12	503.44	229,520	-	\$ 3,620.43	\$ 3,805.93	5.12%
MGS-S Customer 6640	1	56.16	238.75	76,250	-	\$ 1,875.75	\$ 1,971.58	5.11%
MGS-S Customer 6641	3	214.08	901.28	394,720	108.24	\$ 6,136.19	\$ 6,442.08	4.99%
MGS-S Customer 6642	3	86.86	237.47	113,275	-	\$ 2,179.30	\$ 2,290.26	5.09%
MGS-S Customer 6643	3	591.60	3,024.60	1,011,000	398.10	\$ 18,533.92	\$ 19,455.11	4.97%
MGS-S Customer 6644	3	42.59	195.76	76,393	-	\$ 1,740.91	\$ 1,829.45	5.09%
MGS-S Customer 6645	3	148.24	599.46	191,656	-	\$ 4,192.36	\$ 4,407.37	5.13%
MGS-S Customer 6646	3	79.19	333.25	148,370	-	\$ 2,579.24	\$ 2,711.03	5.11%
MGS-S Customer 6647	3	-	112.66	38,815	-	\$ 1,120.61	\$ 1,177.29	5.06%
MGS-S Customer 6648	1	22.04	91.26	31,544	-	\$ 1,004.98	\$ 1,055.86	5.06%
MGS-S Customer 6649	1	16.40	79.61	26,798	-	\$ 919.86	\$ 966.36	5.06%
MGS-S Customer 6650	1	22.98	98.11	33,159	-	\$ 1,041.85	\$ 1,094.63	5.07%
MGS-S Customer 6651	3	175.28	646.64	245,680	-	\$ 4,560.40	\$ 4,794.31	5.13%
MGS-S Customer 6652	3	197.96	1,306.68	501,080	-	\$ 7,735.66	\$ 8,134.33	5.15%
MGS-S Customer 6653	3	171.36	827.92	511,840	-	\$ 5,376.16	\$ 5,652.48	5.14%
MGS-S Customer 6654	1	42.32	170.38	73,806	-	\$ 1,483.07	\$ 1,558.61	5.09%
MGS-S Customer 6655	3	44.52	225.85	71,518	-	\$ 1,890.63	\$ 1,986.94	5.09%
MGS-S Customer 6656	3	547.36	2,423.68	1,609,360	183.80	\$ 15,147.83	\$ 15,912.41	5.05%
MGS-S Customer 6657	3	68.64	281.28	115,200	-	\$ 2,280.59	\$ 2,396.95	5.10%
MGS-S Customer 6658	3	158.72	590.16	323,400	-	\$ 4,207.56	\$ 4,423.28	5.13%
MGS-S Customer 6659	3	16.68	241.33	29,254	-	\$ 1,807.64	\$ 1,899.87	5.10%
MGS-S Customer 6660	3	78.56	340.88	174,480	-	\$ 2,610.99	\$ 2,744.44	5.11%
MGS-S Customer 6661	1	37.02	156.76	68,089	-	\$ 1,390.73	\$ 1,461.52	5.09%
MGS-S Customer 6662	3	617.44	2,272.16	1,516,000	299.92	\$ 15,034.16	\$ 15,782.00	4.97%
MGS-S Customer 6663	3	70.24	234.00	93,761	-	\$ 2,071.03	\$ 2,176.50	5.09%
MGS-S Customer 6664	1	107.56	215.16	81,280	-	\$ 2,052.04	\$ 2,156.59	5.09%
MGS-S Customer 6665	3	58.66	246.75	95,631	-	\$ 2,065.67	\$ 2,170.95	5.10%
MGS-S Customer 6666	1	53.02	204.38	112,651	-	\$ 1,699.54	\$ 1,786.23	5.10%
MGS-S Customer 6667	3	4.08	117.76	28,080	-	\$ 1,166.82	\$ 1,225.86	5.06%
MGS-S Customer 6668	1	26.03	95.17	37,717	-	\$ 1,045.19	\$ 1,098.12	5.06%
MGS-S Customer 6669	1	44.75	197.95	82,655	-	\$ 1,623.93	\$ 1,706.77	5.10%
MGS-S Customer 6670	3	24.64	131.52	50,800	-	\$ 1,344.49	\$ 1,412.60	5.07%
MGS-S Customer 6671	3	56.92	222.60	115,880	-	\$ 1,944.44	\$ 2,043.44	5.09%
MGS-S Customer 6672	3	302.19	1,124.90	116,403	-	\$ 7,474.31	\$ 7,858.54	5.14%
MGS-S Customer 6673	3	107.24	521.84	215,647	-	\$ 3,606.20	\$ 3,791.11	5.13%
MGS-S Customer 6674	3	249.60	1,612.50	482,100	-	\$ 9,435.15	\$ 9,921.68	5.16%
MGS-S Customer 6675	3	13.32	84.41	37,321	-	\$ 1,064.02	\$ 1,117.65	5.04%
MGS-S Customer 6676	3	113.84	431.06	175,680	-	\$ 3,223.43	\$ 3,388.40	5.12%
MGS-S Customer 6677	3	95.43	314.51	151,409	-	\$ 2,582.79	\$ 2,714.64	5.10%

Internal Use

Customer	Phase	Jul - Aug KW	Sept - Jun KW	Jan - Dec KWH	Jan - Dec KVAR	Distribution 7/22 Prices	Distribution 8/23 Prices	Distribution % Difference
MGS-S Customer 6678	3	37.08	190.44	92,040	-	\$ 1,685.75	\$ 1,771.47	5.08%
MGS-S Customer 6679	3	95.76	308.04	114,720	-	\$ 2,554.73	\$ 2,685.12	5.10%
MGS-S Customer 6680	1	37.07	148.82	70,079	-	\$ 1,354.33	\$ 1,423.22	5.09%
MGS-S Customer 6681	3	98.61	336.09	158,660	-	\$ 2,700.14	\$ 2,838.05	5.11%
MGS-S Customer 6682	1	37.67	170.42	20,137	-	\$ 1,457.45	\$ 1,531.70	5.09%
MGS-S Customer 6683	3	25.40	110.77	39,349	-	\$ 1,252.85	\$ 1,316.18	5.05%
MGS-S Customer 6684	3	91.12	312.64	106,000	-	\$ 2,550.23	\$ 2,680.42	5.11%
MGS-S Customer 6685	3	339.72	1,810.08	709,140	621.84	\$ 11,905.26	\$ 12,464.44	4.70%
MGS-S Customer 6686	3	11.08	224.68	9,280	-	\$ 1,699.64	\$ 1,786.30	5.10%
MGS-S Customer 6687	3	108.48	598.88	197,200	-	\$ 3,969.01	\$ 4,172.76	5.13%
MGS-S Customer 6688	1	29.76	190.96	61,360	-	\$ 1,508.44	\$ 1,585.41	5.10%
MGS-S Customer 6689	3	24.96	167.04	53,120	-	\$ 1,510.37	\$ 1,587.09	5.08%
MGS-S Customer 6690	3	60.00	249.00	84,000	16.05	\$ 2,110.79	\$ 2,216.99	5.03%
MGS-S Customer 6691	3	54.73	383.02	78,294	-	\$ 2,673.42	\$ 2,810.31	5.12%
MGS-S Customer 6692	3	98.56	400.72	202,640	-	\$ 2,998.45	\$ 3,151.86	5.12%
MGS-S Customer 6693	3	56.63	165.93	83,987	-	\$ 1,681.01	\$ 1,766.33	5.08%
MGS-S Customer 6694	3	220.92	875.32	142,560	152.08	\$ 6,128.74	\$ 6,430.31	4.92%
MGS-S Customer 6695	3	34.44	250.80	87,480	-	\$ 1,949.96	\$ 2,049.43	5.10%
MGS-S Customer 6696	3	82.64	395.40	214,240	-	\$ 2,885.52	\$ 3,033.20	5.12%
MGS-S Customer 6697	3	109.90	424.00	178,300	-	\$ 3,168.95	\$ 3,331.12	5.12%
MGS-S Customer 6698	3	68.96	288.08	162,000	-	\$ 2,313.78	\$ 2,431.87	5.10%
MGS-S Customer 6699	1	43.27	188.66	88,308	-	\$ 1,572.80	\$ 1,652.99	5.10%
MGS-S Customer 6700	3	123.92	505.76	317,200	-	\$ 3,624.49	\$ 3,810.21	5.12%
MGS-S Customer 6701	3	68.64	253.12	121,840	-	\$ 2,150.49	\$ 2,260.09	5.10%
MGS-S Customer 6702	1	53.61	214.66	60,542	-	\$ 1,750.30	\$ 1,839.63	5.10%
MGS-S Customer 6703	3	70.92	316.36	127,240	-	\$ 2,455.31	\$ 2,580.73	5.11%
MGS-S Customer 6704	1	56.79	196.72	141,715	-	\$ 1,685.07	\$ 1,770.98	5.10%
MGS-S Customer 6705	1	69.73	349.48	240,166	-	\$ 2,462.64	\$ 2,588.84	5.12%
MGS-S Customer 6706	1	21.07	168.15	39,573	-	\$ 1,354.83	\$ 1,423.89	5.10%
MGS-S Customer 6707	3	92.84	386.55	145,701	-	\$ 2,901.24	\$ 3,049.65	5.12%
MGS-S Customer 6708	3	40.68	205.56	104,160	-	\$ 1,775.58	\$ 1,865.95	5.09%
MGS-S Customer 6709	3	10.45	275.70	144,884	-	\$ 1,931.85	\$ 2,030.59	5.11%
MGS-S Customer 6710	3	-	3.56	49,960	-	\$ 616.57	\$ 647.06	4.95%
MGS-S Customer 6711	1	8.39	257.83	97,182	-	\$ 1,698.78	\$ 1,785.81	5.12%
MGS-S Customer 6712	1	53.71	231.66	181,774	-	\$ 1,829.40	\$ 1,922.84	5.11%
MGS-S Customer 6713	3	53.52	218.76	96,240	88.74	\$ 2,058.69	\$ 2,155.81	4.72%
MGS-S Customer 6714	3	139.56	616.48	227,920	-	\$ 4,222.82	\$ 4,439.49	5.13%
MGS-S Customer 6715	3	18.40	159.52	72,720	-	\$ 1,439.22	\$ 1,512.30	5.08%
MGS-S Customer 6716	3	52.68	649.20	187,080	-	\$ 3,891.80	\$ 4,092.00	5.14%
MGS-S Customer 6717	1	50.48	228.99	119,788	-	\$ 1,799.14	\$ 1,891.03	5.11%

Internal Use

Customer	Phase	Jul - Aug KW	Sept - Jun KW	Jan - Dec KWH	Jan - Dec KVAR	Distribution 7/22 Prices	Distribution 8/23 Prices	Distribution % Difference
MGS-S Customer 6718	1	41.67	131.30	52,384	-	\$ 1,298.91	\$ 1,364.89	5.08%
MGS-S Customer 6719	1	0.98	82.65	27,735	-	\$ 848.32	\$ 891.23	5.06%
MGS-S Customer 6720	3	47.43	196.64	71,401	-	\$ 1,771.83	\$ 1,861.95	5.09%
MGS-S Customer 6721	1	45.46	122.21	32,394	-	\$ 1,277.95	\$ 1,342.81	5.08%
MGS-S Customer 6722	3	116.08	333.08	149,080	-	\$ 2,783.19	\$ 2,925.28	5.11%
MGS-S Customer 6723	3	48.04	242.12	63,960	-	\$ 1,985.34	\$ 2,086.54	5.10%
MGS-S Customer 6724	3	427.68	1,609.76	934,560	-	\$ 10,410.84	\$ 10,946.57	5.15%
MGS-S Customer 6725	1	40.48	183.79	60,556	-	\$ 1,534.81	\$ 1,613.06	5.10%
MGS-S Customer 6726	3	153.92	765.12	372,160	-	\$ 4,989.23	\$ 5,245.60	5.14%
MGS-S Customer 6727	3	37.26	165.88	63,003	-	\$ 1,573.28	\$ 1,653.16	5.08%
MGS-S Customer 6728	3	43.93	224.11	64,682	-	\$ 1,879.32	\$ 1,975.05	5.09%
MGS-S Customer 6729	3	68.24	421.76	276,560	-	\$ 2,927.38	\$ 3,077.35	5.12%
MGS-S Customer 6730	3	43.28	155.90	81,217	-	\$ 1,560.58	\$ 1,639.76	5.07%
MGS-S Customer 6731	1	153.60	669.52	398,000	-	\$ 4,406.70	\$ 4,633.20	5.14%
MGS-S Customer 6732	3	346.00	1,562.00	788,000	-	\$ 9,736.86	\$ 10,238.26	5.15%
MGS-S Customer 6733	3	-	172.20	21,600	-	\$ 1,395.68	\$ 1,466.65	5.08%
MGS-S Customer 6734	3	199.52	930.96	444,160	-	\$ 6,008.49	\$ 6,317.43	5.14%
MGS-S Customer 6735	3	97.92	624.40	187,600	-	\$ 4,028.30	\$ 4,235.22	5.14%
MGS-S Customer 6736	1	64.93	246.42	43,158	-	\$ 1,959.86	\$ 2,059.98	5.11%
MGS-S Customer 6737	3	36.66	145.88	57,670	-	\$ 1,477.55	\$ 1,552.46	5.07%
MGS-S Customer 6738	1	31.58	156.97	55,185	-	\$ 1,361.51	\$ 1,430.83	5.09%
MGS-S Customer 6739	3	107.20	826.40	176,800	-	\$ 5,013.05	\$ 5,271.04	5.15%
MGS-S Customer 6740	3	47.68	202.16	78,560	-	\$ 1,798.72	\$ 1,890.23	5.09%
MGS-S Customer 6741	1	113.60	768.40	202,320	-	\$ 4,641.53	\$ 4,880.55	5.15%
MGS-S Customer 6742	1	85.12	535.28	184,960	-	\$ 3,406.45	\$ 3,581.55	5.14%
MGS-S Customer 6743	3	150.80	884.56	250,800	-	\$ 5,523.73	\$ 5,807.89	5.14%
MGS-S Customer 6744	3	69.60	254.88	92,880	-	\$ 2,163.95	\$ 2,274.24	5.10%
MGS-S Customer 6745	1	27.84	186.96	22,849	-	\$ 1,479.31	\$ 1,554.77	5.10%
MGS-S Customer 6746	1	54.41	207.17	63,322	-	\$ 1,720.14	\$ 1,807.90	5.10%
MGS-S Customer 6747	3	42.72	122.80	31,440	-	\$ 1,404.55	\$ 1,475.63	5.06%
MGS-S Customer 6748	3	574.68	2,606.88	688,020	2,340.60	\$ 19,812.40	\$ 20,628.60	4.12%
MGS-S Customer 6749	3	40.16	226.28	49,550	-	\$ 1,868.42	\$ 1,963.61	5.09%
MGS-S Customer 6750	3	40.96	238.80	77,840	-	\$ 1,930.70	\$ 2,029.12	5.10%
MGS-S Customer 6751	3	65.28	308.16	116,320	-	\$ 2,386.12	\$ 2,508.00	5.11%
MGS-S Customer 6752	1	53.23	243.77	72,028	-	\$ 1,882.68	\$ 1,978.89	5.11%
MGS-S Customer 6753	3	63.74	175.60	63,128	-	\$ 1,765.15	\$ 1,854.78	5.08%
MGS-S Customer 6754	3	18.41	139.21	67,501	-	\$ 1,345.45	\$ 1,413.65	5.07%
MGS-S Customer 6755	1	40.03	197.96	143,572	-	\$ 1,597.78	\$ 1,679.30	5.10%
MGS-S Customer 6756	3	100.44	730.08	367,970	-	\$ 4,530.53	\$ 4,763.51	5.14%
MGS-S Customer 6757	1	37.43	115.26	41,462	-	\$ 1,201.28	\$ 1,262.22	5.07%

Internal Use

Customer	Phase	Jul - Aug KW	Sept - Jun KW	Jan - Dec KWH	Jan - Dec KVAR	Distribution 7/22 Prices	Distribution 8/23 Prices	Distribution % Difference
MGS-S Customer 6758	3	53.88	242.12	134,640	-	\$ 2,017.75	\$ 2,120.58	5.10%
MGS-S Customer 6759	3	107.76	375.92	199,920	-	\$ 2,934.94	\$ 3,084.97	5.11%
MGS-S Customer 6760	3	46.40	192.74	60,352	-	\$ 1,748.10	\$ 1,836.99	5.08%
MGS-S Customer 6761	3	48.08	261.41	78,068	-	\$ 2,074.68	\$ 2,180.52	5.10%
MGS-S Customer 6762	3	37.52	266.72	110,320	-	\$ 2,040.60	\$ 2,144.76	5.10%
MGS-S Customer 6763	3	54.48	341.88	109,320	-	\$ 2,481.97	\$ 2,608.92	5.11%
MGS-S Customer 6764	3	116.28	440.56	249,240	-	\$ 3,280.86	\$ 3,448.79	5.12%
MGS-S Customer 6765	1	80.04	97.95	71,308	-	\$ 1,357.79	\$ 1,426.51	5.06%
MGS-S Customer 6766	3	88.52	198.12	60,480	-	\$ 2,006.72	\$ 2,108.69	5.08%
MGS-S Customer 6767	3	138.00	706.40	269,900	-	\$ 4,629.59	\$ 4,867.40	5.14%
MGS-S Customer 6768	3	43.61	177.04	48,288	-	\$ 1,660.08	\$ 1,744.42	5.08%
MGS-S Customer 6769	3	24.72	98.96	46,880	-	\$ 1,194.51	\$ 1,254.82	5.05%
MGS-S Customer 6770	3	96.80	555.60	169,932	-	\$ 3,704.23	\$ 3,894.32	5.13%
MGS-S Customer 6771	3	46.60	168.83	65,314	-	\$ 1,638.74	\$ 1,721.95	5.08%
MGS-S Customer 6772	3	106.56	433.20	188,960	-	\$ 3,192.91	\$ 3,356.36	5.12%
MGS-S Customer 6773	3	161.40	1,132.60	476,600	-	\$ 6,728.50	\$ 7,075.16	5.15%
MGS-S Customer 6774	3	176.76	786.04	403,760	202.08	\$ 5,556.18	\$ 5,823.96	4.82%
MGS-S Customer 6775	3	39.83	169.34	100,527	-	\$ 1,603.53	\$ 1,684.96	5.08%
MGS-S Customer 6776	3	86.40	235.20	83,600	-	\$ 2,166.26	\$ 2,276.54	5.09%
MGS-S Customer 6777	3	30.96	465.00	115,800	-	\$ 2,920.25	\$ 3,070.16	5.13%
MGS-S Customer 6778	3	102.72	408.64	232,560	-	\$ 3,058.13	\$ 3,214.61	5.12%
MGS-S Customer 6779	3	79.92	312.96	129,960	-	\$ 2,489.55	\$ 2,616.68	5.11%
MGS-S Customer 6780	3	-	72.80	17,400	-	\$ 936.46	\$ 983.57	5.03%
MGS-S Customer 6781	1	53.04	221.44	84,080	-	\$ 1,778.46	\$ 1,869.26	5.11%
MGS-S Customer 6782	3	81.28	382.32	186,400	-	\$ 2,817.54	\$ 2,961.70	5.12%
MGS-S Customer 6783	3	45.92	511.44	107,040	-	\$ 3,217.83	\$ 3,383.07	5.14%
MGS-S Customer 6784	3	31.85	122.27	62,304	-	\$ 1,341.77	\$ 1,409.68	5.06%
MGS-S Customer 6785	1	117.06	154.06	64,163	-	\$ 1,822.48	\$ 1,915.03	5.08%
MGS-S Customer 6786	1	80.69	126.43	50,096	-	\$ 1,492.98	\$ 1,568.71	5.07%
MGS-S Customer 6787	3	115.68	559.40	306,920	-	\$ 3,826.57	\$ 4,022.86	5.13%
MGS-S Customer 6788	3	47.60	206.55	139,476	-	\$ 1,818.56	\$ 1,911.10	5.09%
MGS-S Customer 6789	1	29.28	138.85	61,211	-	\$ 1,265.03	\$ 1,329.35	5.08%
MGS-S Customer 6790	3	31.60	159.28	82,378	-	\$ 1,511.37	\$ 1,588.09	5.08%
MGS-S Customer 6791	3	8.35	38.24	15,872	-	\$ 823.13	\$ 864.29	5.00%
MGS-S Customer 6792	3	77.04	613.92	55,680	237.08	\$ 4,267.04	\$ 4,465.59	4.65%
MGS-S Customer 6793	3	61.56	282.07	106,961	-	\$ 2,244.94	\$ 2,359.52	5.10%
MGS-S Customer 6794	3	263.64	1,183.56	474,720	-	\$ 7,531.37	\$ 7,918.88	5.15%
MGS-S Customer 6795	1	165.12	503.76	186,840	-	\$ 3,704.83	\$ 3,894.76	5.13%
MGS-S Customer 6796	3	221.60	1,749.20	884,400	-	\$ 9,911.30	\$ 10,422.80	5.16%
MGS-S Customer 6797	3	177.40	704.20	207,400	-	\$ 4,838.09	\$ 5,086.41	5.13%

Internal Use

Customer	Phase	Jul - Aug KW	Sept - Jun KW	Jan - Dec KWH	Jan - Dec KVAR	Distribution 7/22 Prices	Distribution 8/23 Prices	Distribution % Difference
MGS-S Customer 6798	3	94.72	674.72	274,240	16.32	\$ 4,270.77	\$ 4,488.86	5.11%
MGS-S Customer 6799	3	65.58	355.11	69,583	-	\$ 2,604.70	\$ 2,737.93	5.11%
MGS-S Customer 6800	3	43.31	147.96	48,887	-	\$ 1,524.07	\$ 1,601.34	5.07%
MGS-S Customer 6801	3	109.36	414.84	180,320	-	\$ 3,123.63	\$ 3,283.45	5.12%
MGS-S Customer 6802	3	17.29	84.65	29,800	-	\$ 1,087.16	\$ 1,141.96	5.04%
MGS-S Customer 6803	1	39.33	151.86	61,494	-	\$ 1,380.91	\$ 1,451.17	5.09%
MGS-S Customer 6804	3	42.24	219.24	53,280	52.98	\$ 1,937.51	\$ 2,031.59	4.86%
MGS-S Customer 6805	3	44.36	129.38	39,164	-	\$ 1,444.05	\$ 1,517.17	5.06%
MGS-S Customer 6806	3	51.04	154.48	41,920	-	\$ 1,597.09	\$ 1,678.10	5.07%
MGS-S Customer 6807	3	45.42	162.36	39,421	-	\$ 1,602.30	\$ 1,683.63	5.08%
MGS-S Customer 6808	3	45.13	176.67	65,127	-	\$ 1,666.81	\$ 1,751.48	5.08%
MGS-S Customer 6809	3	32.06	100.62	34,761	-	\$ 1,242.92	\$ 1,305.68	5.05%
MGS-S Customer 6810	3	51.88	214.28	76,040	-	\$ 1,878.03	\$ 1,973.62	5.09%
MGS-S Customer 6811	3	55.92	305.88	86,920	40.14	\$ 2,391.88	\$ 2,510.59	4.96%
MGS-S Customer 6812	3	62.56	129.80	29,920	-	\$ 1,547.00	\$ 1,625.31	5.06%
MGS-S Customer 6813	1	35.73	142.16	48,686	-	\$ 1,316.12	\$ 1,383.04	5.08%
MGS-S Customer 6814	3	43.72	161.60	30,240	-	\$ 1,589.36	\$ 1,670.02	5.07%
MGS-S Customer 6815	3	49.76	238.26	136,786	-	\$ 1,977.05	\$ 2,077.80	5.10%
MGS-S Customer 6816	3	-	352.00	161,120	1.12	\$ 2,228.26	\$ 2,342.38	5.12%
MGS-S Customer 6817	3	54.88	364.96	124,400	-	\$ 2,590.82	\$ 2,723.42	5.12%
MGS-S Customer 6818	3	60.00	446.30	129,600	-	\$ 2,995.03	\$ 3,148.58	5.13%
MGS-S Customer 6819	3	85.27	263.62	78,622	-	\$ 2,291.29	\$ 2,408.08	5.10%
MGS-S Customer 6820	3	33.80	145.76	50,625	-	\$ 1,461.12	\$ 1,535.21	5.07%
MGS-S Customer 6821	3	64.05	191.42	75,664	-	\$ 1,839.96	\$ 1,933.47	5.08%
MGS-S Customer 6822	3	78.04	236.96	86,000	-	\$ 2,128.00	\$ 2,236.36	5.09%
MGS-S Customer 6823	3	42.61	150.54	52,691	-	\$ 1,532.10	\$ 1,609.80	5.07%
MGS-S Customer 6824	3	110.72	402.84	12,640	-	\$ 3,075.74	\$ 3,233.06	5.11%
MGS-S Customer 6825	3	56.52	232.28	44,920	-	\$ 1,986.94	\$ 2,088.15	5.09%
MGS-S Customer 6826	3	108.32	547.92	201,600	-	\$ 3,732.69	\$ 3,924.16	5.13%
MGS-S Customer 6827	3	159.04	618.64	379,600	175.04	\$ 4,638.48	\$ 4,861.12	4.80%
MGS-S Customer 6828	3	43.68	173.20	56,800	-	\$ 1,642.73	\$ 1,726.17	5.08%
MGS-S Customer 6829	3	99.76	368.76	154,560	-	\$ 2,857.46	\$ 3,003.53	5.11%
MGS-S Customer 6830	3	55.83	227.14	96,264	-	\$ 1,959.36	\$ 2,059.15	5.09%
MGS-S Customer 6831	3	49.41	177.68	64,582	-	\$ 1,695.23	\$ 1,781.35	5.08%
MGS-S Customer 6832	1	40.36	179.03	104,223	-	\$ 1,512.16	\$ 1,589.22	5.10%
MGS-S Customer 6833	1	71.06	306.52	139,277	-	\$ 2,271.55	\$ 2,387.81	5.12%
MGS-S Customer 6834	3	56.81	244.92	87,499	-	\$ 2,046.95	\$ 2,151.27	5.10%
MGS-S Customer 6835	1	53.60	86.48	31,520	-	\$ 1,158.06	\$ 1,216.62	5.06%
MGS-S Customer 6836	1	86.16	123.72	35,880	-	\$ 1,510.81	\$ 1,587.43	5.07%
MGS-S Customer 6837	1	93.40	123.68	43,960	-	\$ 1,550.81	\$ 1,629.45	5.07%

Internal Use

Customer	Phase	Jul - Aug KW	Sept - Jun KW	Jan - Dec KWH	Jan - Dec KVAR	Distribution 7/22 Prices	Distribution 8/23 Prices	Distribution % Difference
MGS-S Customer 6838	1	96.80	130.68	41,800	-	\$ 1,602.02	\$ 1,683.29	5.07%
MGS-S Customer 6839	3	36.24	192.00	71,840	-	\$ 1,688.29	\$ 1,774.16	5.09%
MGS-S Customer 6840	3	-	26.78	3,973	-	\$ 723.84	\$ 759.91	4.98%
MGS-S Customer 6841	3	61.80	254.22	94,487	-	\$ 2,117.61	\$ 2,225.56	5.10%
MGS-S Customer 6842	3	114.00	377.48	149,840	135.28	\$ 3,206.75	\$ 3,358.91	4.74%
MGS-S Customer 6843	3	35.21	193.27	82,377	-	\$ 1,688.44	\$ 1,774.33	5.09%
MGS-S Customer 6844	3	67.06	294.27	82,595	-	\$ 2,331.83	\$ 2,450.87	5.11%
MGS-S Customer 6845	3	37.06	131.81	57,343	-	\$ 1,414.77	\$ 1,486.42	5.06%
MGS-S Customer 6846	3	67.88	375.53	202,051	-	\$ 2,711.80	\$ 2,850.58	5.12%
MGS-S Customer 6847	3	165.44	888.64	497,120	-	\$ 5,623.83	\$ 5,913.07	5.14%
MGS-S Customer 6848	1	63.52	103.24	28,880	-	\$ 1,290.54	\$ 1,355.91	5.07%
MGS-S Customer 6849	3	57.76	193.92	90,400	-	\$ 1,816.60	\$ 1,908.95	5.08%
MGS-S Customer 6850	3	130.00	779.40	273,600	-	\$ 4,922.45	\$ 5,175.54	5.14%
MGS-S Customer 6851	1	95.84	391.76	158,320	-	\$ 2,802.88	\$ 2,946.54	5.13%
MGS-S Customer 6852	3	145.60	465.40	180,280	-	\$ 3,558.35	\$ 3,740.45	5.12%
MGS-S Customer 6853	1	37.11	230.16	42,499	-	\$ 1,730.34	\$ 1,818.77	5.11%
MGS-S Customer 6854	3	87.52	360.72	157,840	-	\$ 2,752.38	\$ 2,893.10	5.11%
MGS-S Customer 6855	1	86.20	266.64	104,156	-	\$ 2,171.33	\$ 2,282.26	5.11%
MGS-S Customer 6856	1	-	36.49	6,929	-	\$ 629.62	\$ 661.18	5.01%
MGS-S Customer 6857	3	174.32	624.80	273,040	-	\$ 4,454.17	\$ 4,682.57	5.13%
MGS-S Customer 6858	3	70.86	376.59	56,593	-	\$ 2,733.24	\$ 2,873.10	5.12%
MGS-S Customer 6859	1	41.96	187.25	72,185	-	\$ 1,559.01	\$ 1,638.50	5.10%
MGS-S Customer 6860	3	75.92	519.32	179,800	-	\$ 3,420.73	\$ 3,596.27	5.13%
MGS-S Customer 6861	3	202.64	821.36	441,600	-	\$ 5,519.46	\$ 5,802.96	5.14%
MGS-S Customer 6862	1	60.92	263.57	86,273	-	\$ 2,016.84	\$ 2,119.95	5.11%
MGS-S Customer 6863	3	183.12	812.76	370,320	-	\$ 5,371.39	\$ 5,647.36	5.14%
MGS-S Customer 6864	3	43.43	231.01	81,959	-	\$ 1,908.42	\$ 2,005.67	5.10%
MGS-S Customer 6865	3	333.92	1,306.88	848,960	40.48	\$ 8,559.98	\$ 8,996.77	5.10%
MGS-S Customer 6866	1	50.08	220.39	77,704	-	\$ 1,757.19	\$ 1,846.90	5.11%
MGS-S Customer 6867	3	63.74	290.51	22,785	-	\$ 2,296.03	\$ 2,413.24	5.10%
MGS-S Customer 6868	1	51.59	267.47	223,685	-	\$ 1,983.08	\$ 2,084.51	5.11%
MGS-S Customer 6869	3	27.80	538.70	53,800	-	\$ 3,243.20	\$ 3,409.92	5.14%
MGS-S Customer 6870	3	251.60	1,203.80	613,800	-	\$ 7,558.06	\$ 7,947.06	5.15%
MGS-S Customer 6871	3	142.32	439.56	114,720	-	\$ 3,420.76	\$ 3,595.75	5.12%
MGS-S Customer 6872	3	79.84	315.48	75,800	-	\$ 2,500.75	\$ 2,628.46	5.11%
MGS-S Customer 6873	3	157.04	530.08	272,000	-	\$ 3,920.66	\$ 4,121.49	5.12%
MGS-S Customer 6874	3	74.20	329.55	154,734	-	\$ 2,534.45	\$ 2,663.96	5.11%
MGS-S Customer 6875	1	115.12	404.72	191,360	-	\$ 2,969.76	\$ 3,121.93	5.12%
MGS-S Customer 6876	3	45.76	100.48	26,720	-	\$ 1,318.31	\$ 1,384.87	5.05%
MGS-S Customer 6877	3	63.68	443.84	137,840	-	\$ 3,004.08	\$ 3,158.08	5.13%

Internal Use

Customer	Phase	Jul - Aug KW	Sept - Jun KW	Jan - Dec KWH	Jan - Dec KVAR	Distribution 7/22 Prices	Distribution 8/23 Prices	Distribution % Difference
MGS-S Customer 6878	1	85.44	260.48	96,560	-	\$ 2,138.65	\$ 2,247.89	5.11%
MGS-S Customer 6879	3	2.18	491.61	201,120	-	\$ 2,883.46	\$ 3,031.69	5.14%
MGS-S Customer 6880	3	243.20	1,630.80	533,400	-	\$ 9,484.18	\$ 9,973.30	5.16%
MGS-S Customer 6881	3	135.88	659.64	155,800	-	\$ 4,401.79	\$ 4,627.79	5.13%
MGS-S Customer 6882	3	46.28	464.24	97,840	-	\$ 3,001.76	\$ 3,155.78	5.13%
MGS-S Customer 6883	1	25.29	117.63	49,286	-	\$ 1,144.85	\$ 1,202.96	5.08%
MGS-S Customer 6884	3	438.00	3,352.00	732,000	18.20	\$ 18,548.20	\$ 19,504.96	5.16%
MGS-S Customer 6885	3	42.46	312.65	54,696	-	\$ 2,280.22	\$ 2,396.78	5.11%
MGS-S Customer 6886	3	43.50	319.38	131,342	-	\$ 2,317.08	\$ 2,435.55	5.11%
MGS-S Customer 6887	3	43.40	175.56	54,720	-	\$ 1,652.08	\$ 1,736.00	5.08%
MGS-S Customer 6888	3	47.92	228.06	189,691	-	\$ 1,919.71	\$ 2,017.51	5.09%
MGS-S Customer 6889	3	54.07	277.84	231,399	-	\$ 2,183.83	\$ 2,295.29	5.10%
MGS-S Customer 6890	3	65.42	375.70	128,338	-	\$ 2,698.94	\$ 2,837.06	5.12%
MGS-S Customer 6891	3	-	52.48	4,080	-	\$ 842.58	\$ 884.81	5.01%
MGS-S Customer 6892	3	81.04	614.92	111,320	-	\$ 3,890.82	\$ 4,090.73	5.14%
MGS-S Customer 6893	3	53.84	290.88	202,880	-	\$ 2,242.80	\$ 2,357.32	5.11%
MGS-S Customer 6894	1	36.38	154.61	104,969	-	\$ 1,377.25	\$ 1,447.34	5.09%
MGS-S Customer 6895	3	87.44	312.48	87,720	-	\$ 2,529.07	\$ 2,658.19	5.11%
MGS-S Customer 6896	3	30.72	327.32	44,800	-	\$ 2,282.83	\$ 2,399.63	5.12%
MGS-S Customer 6897	3	59.01	338.00	95,279	-	\$ 2,489.19	\$ 2,616.47	5.11%
MGS-S Customer 6898	1	63.04	284.64	171,285	-	\$ 2,125.95	\$ 2,234.71	5.12%
MGS-S Customer 6899	3	103.52	440.08	196,480	-	\$ 3,207.83	\$ 3,372.07	5.12%
MGS-S Customer 6900	3	90.76	376.24	178,560	-	\$ 2,842.07	\$ 2,987.42	5.11%
MGS-S Customer 6901	1	58.57	221.34	113,164	-	\$ 1,808.69	\$ 1,901.02	5.10%
MGS-S Customer 6902	3	307.00	1,703.60	255,600	1,661.10	\$ 12,998.47	\$ 13,522.94	4.03%
MGS-S Customer 6903	1	72.60	119.28	32,520	-	\$ 1,415.04	\$ 1,486.80	5.07%
MGS-S Customer 6904	3	99.42	389.67	158,567	-	\$ 2,952.18	\$ 3,103.17	5.11%
MGS-S Customer 6905	3	53.44	202.16	85,411	-	\$ 1,830.69	\$ 1,923.81	5.09%
MGS-S Customer 6906	3	24.35	132.56	51,917	-	\$ 1,347.69	\$ 1,415.96	5.07%
MGS-S Customer 6907	3	39.51	179.08	54,613	-	\$ 1,646.75	\$ 1,730.43	5.08%
MGS-S Customer 6908	3	85.08	386.16	139,920	-	\$ 2,856.37	\$ 3,002.51	5.12%
MGS-S Customer 6909	3	117.76	517.92	219,120	-	\$ 3,646.48	\$ 3,833.39	5.13%
MGS-S Customer 6910	3	42.58	310.38	78,534	-	\$ 2,270.39	\$ 2,386.45	5.11%
MGS-S Customer 6911	3	66.17	288.71	92,211	-	\$ 2,301.20	\$ 2,418.66	5.10%
MGS-S Customer 6912	1	78.58	279.48	128,052	-	\$ 2,188.36	\$ 2,300.23	5.11%
MGS-S Customer 6913	3	126.24	474.32	218,000	-	\$ 3,492.11	\$ 3,670.93	5.12%
MGS-S Customer 6914	3	119.20	502.32	112,400	-	\$ 3,582.40	\$ 3,765.97	5.12%
MGS-S Customer 6915	3	51.40	256.75	115,507	-	\$ 2,071.58	\$ 2,177.23	5.10%
MGS-S Customer 6916	3	7.12	36.51	15,548	-	\$ 808.31	\$ 848.71	5.00%
MGS-S Customer 6917	3	60.79	230.30	54,649	-	\$ 2,001.49	\$ 2,103.42	5.09%

Internal Use

Customer	Phase	Jul - Aug KW	Sept - Jun KW	Jan - Dec KWH	Jan - Dec KVAR	Distribution 7/22 Prices	Distribution 8/23 Prices	Distribution % Difference
MGS-S Customer 6918	3	56.51	227.76	73,616	-	\$ 1,966.00	\$ 2,066.13	5.09%
MGS-S Customer 6919	1	57.34	227.47	112,442	-	\$ 1,830.19	\$ 1,923.64	5.11%
MGS-S Customer 6920	3	64.52	251.05	146,199	-	\$ 2,118.06	\$ 2,226.01	5.10%
MGS-S Customer 6921	3	15.09	69.12	28,013	-	\$ 1,003.20	\$ 1,053.66	5.03%
MGS-S Customer 6922	1	35.26	118.22	39,505	-	\$ 1,202.91	\$ 1,263.96	5.08%
MGS-S Customer 6923	3	63.40	262.44	120,120	-	\$ 2,164.46	\$ 2,274.84	5.10%
MGS-S Customer 6924	1	2.11	193.81	5,463	-	\$ 1,368.15	\$ 1,438.06	5.11%
MGS-S Customer 6925	3	75.64	512.72	161,080	-	\$ 3,388.69	\$ 3,562.56	5.13%
MGS-S Customer 6926	3	57.79	339.41	124,016	-	\$ 2,488.93	\$ 2,616.21	5.11%
MGS-S Customer 6927	3	247.80	960.90	592,200	-	\$ 6,414.77	\$ 6,744.41	5.14%
MGS-S Customer 6928	3	311.04	1,184.16	708,480	-	\$ 7,797.21	\$ 8,198.14	5.14%
MGS-S Customer 6929	3	24.48	123.44	70,760	-	\$ 1,306.28	\$ 1,372.40	5.06%
MGS-S Customer 6930	3	-	30.10	8,107	-	\$ 739.18	\$ 776.05	4.99%
MGS-S Customer 6931	3	240.96	913.44	605,200	-	\$ 6,157.54	\$ 6,473.88	5.14%
MGS-S Customer 6932	3	327.60	907.20	98,400	-	\$ 6,609.56	\$ 6,948.66	5.13%
MGS-S Customer 6933	1	2.52	69.64	32,760	-	\$ 796.76	\$ 836.98	5.05%
MGS-S Customer 6934	3	85.92	877.12	260,320	-	\$ 5,129.27	\$ 5,393.48	5.15%
MGS-S Customer 6935	3	56.24	206.68	67,720	-	\$ 1,867.11	\$ 1,962.10	5.09%
MGS-S Customer 6936	3	47.20	147.04	38,080	-	\$ 1,541.40	\$ 1,619.55	5.07%
MGS-S Customer 6937	3	126.84	854.16	318,360	-	\$ 5,250.30	\$ 5,520.45	5.15%
MGS-S Customer 6938	3	41.52	568.24	147,440	-	\$ 3,455.82	\$ 3,633.47	5.14%
MGS-S Customer 6939	3	308.16	1,246.08	686,320	-	\$ 8,067.30	\$ 8,482.28	5.14%
MGS-S Customer 6940	1	40.82	133.70	68,296	-	\$ 1,305.29	\$ 1,371.60	5.08%
MGS-S Customer 6941	1	35.45	153.64	71,373	-	\$ 1,367.60	\$ 1,437.20	5.09%
MGS-S Customer 6942	1	34.84	147.48	61,230	-	\$ 1,335.76	\$ 1,403.71	5.09%
MGS-S Customer 6943	3	81.86	325.62	194,698	-	\$ 2,558.81	\$ 2,689.52	5.11%
MGS-S Customer 6944	1	40.57	146.52	60,500	-	\$ 1,363.13	\$ 1,432.45	5.09%
MGS-S Customer 6945	1	27.84	371.64	89,040	-	\$ 2,332.53	\$ 2,452.32	5.14%
MGS-S Customer 6946	3	49.61	274.02	103,984	-	\$ 2,141.43	\$ 2,250.72	5.10%
MGS-S Customer 6947	3	37.76	224.48	99,760	-	\$ 1,846.79	\$ 1,940.87	5.09%
MGS-S Customer 6948	3	160.44	391.34	182,960	-	\$ 3,298.55	\$ 3,467.04	5.11%
MGS-S Customer 6949	3	51.11	182.23	70,786	-	\$ 1,725.68	\$ 1,813.37	5.08%
MGS-S Customer 6950	1	77.46	359.46	183,663	-	\$ 2,551.65	\$ 2,682.41	5.12%
MGS-S Customer 6951	1	36.01	186.90	40,021	-	\$ 1,524.37	\$ 1,602.11	5.10%
MGS-S Customer 6952	1	42.37	105.51	48,057	-	\$ 1,183.65	\$ 1,243.64	5.07%
MGS-S Customer 6953	1	21.59	148.95	34,873	-	\$ 1,269.01	\$ 1,333.61	5.09%
MGS-S Customer 6954	1	52.24	183.92	62,720	-	\$ 1,600.68	\$ 1,682.25	5.10%
MGS-S Customer 6955	3	158.56	530.48	226,160	-	\$ 3,930.95	\$ 4,132.30	5.12%
MGS-S Customer 6956	3	55.19	245.82	62,276	-	\$ 2,042.11	\$ 2,146.20	5.10%
MGS-S Customer 6957	3	93.60	292.76	116,000	-	\$ 2,472.15	\$ 2,598.26	5.10%

Internal Use

Customer	Phase	Jul - Aug KW	Sept - Jun KW	Jan - Dec KWH	Jan - Dec KVAR	Distribution 7/22 Prices	Distribution 8/23 Prices	Distribution % Difference
MGS-S Customer 6958	3	63.24	520.20	95,160	-	\$ 3,354.43	\$ 3,526.62	5.13%
MGS-S Customer 6959	3	92.39	335.28	120,600	-	\$ 2,661.88	\$ 2,797.85	5.11%
MGS-S Customer 6960	3	44.28	248.31	108,206	-	\$ 1,993.07	\$ 2,094.70	5.10%
MGS-S Customer 6961	3	294.00	1,675.92	574,200	12.18	\$ 9,995.28	\$ 10,509.46	5.14%
MGS-S Customer 6962	1	62.28	78.20	38,193	-	\$ 1,167.98	\$ 1,226.98	5.05%
MGS-S Customer 6963	3	101.48	378.32	134,920	-	\$ 2,911.17	\$ 3,060.02	5.11%
MGS-S Customer 6964	1	37.95	174.13	76,859	-	\$ 1,476.14	\$ 1,551.36	5.10%
MGS-S Customer 6965	3	48.56	215.88	115,553	-	\$ 1,866.99	\$ 1,962.04	5.09%
MGS-S Customer 6966	1	-	-	55,200	-	\$ 461.04	\$ 483.84	4.95%
MGS-S Customer 6967	1	55.04	389.52	121,520	-	\$ 2,566.09	\$ 2,697.79	5.13%
MGS-S Customer 6968	3	193.44	582.24	251,520	-	\$ 4,363.66	\$ 4,587.20	5.12%
MGS-S Customer 6969	3	69.60	232.56	74,640	-	\$ 2,060.83	\$ 2,165.77	5.09%
MGS-S Customer 6970	3	10.32	57.68	30,800	58.64	\$ 1,023.57	\$ 1,069.94	4.53%
MGS-S Customer 6971	3	54.62	175.20	91,629	-	\$ 1,712.69	\$ 1,799.67	5.08%
MGS-S Customer 6972	1	19.48	150.41	47,143	-	\$ 1,264.05	\$ 1,328.40	5.09%
MGS-S Customer 6973	1	52.65	271.49	186,742	-	\$ 2,007.53	\$ 2,110.23	5.12%
MGS-S Customer 6974	1	43.10	188.17	66,675	-	\$ 1,569.59	\$ 1,649.62	5.10%
MGS-S Customer 6975	3	198.56	673.28	354,240	-	\$ 4,812.68	\$ 5,059.51	5.13%
MGS-S Customer 6976	3	168.67	369.11	18,257	-	\$ 3,241.53	\$ 3,406.98	5.10%
MGS-S Customer 6977	1	19.00	84.05	38,818	-	\$ 954.80	\$ 1,003.09	5.06%
MGS-S Customer 6978	1	15.08	158.93	62,747	-	\$ 1,278.99	\$ 1,344.16	5.10%
MGS-S Customer 6979	3	68.56	264.86	119,627	-	\$ 2,204.28	\$ 2,316.68	5.10%
MGS-S Customer 6980	1	46.03	175.01	37,100	-	\$ 1,525.05	\$ 1,602.74	5.09%
MGS-S Customer 6981	3	158.20	569.00	329,600	-	\$ 4,106.91	\$ 4,317.41	5.13%
MGS-S Customer 6982	3	133.28	633.76	274,400	-	\$ 4,267.80	\$ 4,486.86	5.13%
MGS-S Customer 6983	3	41.84	130.56	50,954	-	\$ 1,435.52	\$ 1,508.21	5.06%
MGS-S Customer 6984	1	68.86	312.34	97,293	-	\$ 2,286.22	\$ 2,403.27	5.12%
MGS-S Customer 6985	3	49.44	223.68	96,000	-	\$ 1,907.91	\$ 2,005.08	5.09%
MGS-S Customer 6986	3	64.47	239.54	82,461	-	\$ 2,064.60	\$ 2,169.78	5.09%
MGS-S Customer 6987	3	38.66	237.91	85,437	-	\$ 1,913.83	\$ 2,011.39	5.10%
MGS-S Customer 6988	3	40.32	196.35	63,140	-	\$ 1,731.03	\$ 1,819.09	5.09%
MGS-S Customer 6989	3	125.68	553.92	221,920	-	\$ 3,856.75	\$ 4,054.53	5.13%
MGS-S Customer 6990	3	117.12	905.52	261,360	-	\$ 5,433.64	\$ 5,713.40	5.15%
MGS-S Customer 6991	3	52.35	206.45	70,209	-	\$ 1,844.46	\$ 1,938.31	5.09%
MGS-S Customer 6992	1	49.59	235.96	57,834	-	\$ 1,826.40	\$ 1,919.72	5.11%
MGS-S Customer 6993	1	50.69	239.95	112,786	-	\$ 1,850.94	\$ 1,945.52	5.11%
MGS-S Customer 6994	3	23.75	143.47	55,871	-	\$ 1,394.76	\$ 1,465.49	5.07%
MGS-S Customer 6995	1	65.47	251.49	117,921	-	\$ 1,986.28	\$ 2,087.77	5.11%
MGS-S Customer 6996	3	114.00	397.84	165,600	-	\$ 3,070.84	\$ 3,227.88	5.11%
MGS-S Customer 6997	1	67.13	375.67	150,356	-	\$ 2,569.21	\$ 2,700.96	5.13%

Internal Use

Customer	Phase	Jul - Aug KW	Sept - Jun KW	Jan - Dec KWH	Jan - Dec KVAR	Distribution 7/22 Prices	Distribution 8/23 Prices	Distribution % Difference
MGS-S Customer 6998	3	128.16	545.04	221,520	-	\$ 3,829.49	\$ 4,025.83	5.13%
MGS-S Customer 6999	3	41.56	166.89	61,025	-	\$ 1,601.81	\$ 1,683.14	5.08%
MGS-S Customer 7000	3	49.85	220.81	72,059	-	\$ 1,896.93	\$ 1,993.52	5.09%
MGS-S Customer 7001	3	46.52	172.52	34,081	-	\$ 1,655.35	\$ 1,739.42	5.08%
MGS-S Customer 7002	3	85.32	328.53	152,846	-	\$ 2,591.45	\$ 2,723.83	5.11%
MGS-S Customer 7003	1	46.35	236.24	56,691	-	\$ 1,809.71	\$ 1,902.19	5.11%
MGS-S Customer 7004	3	65.69	270.78	107,519	-	\$ 2,215.70	\$ 2,328.72	5.10%
MGS-S Customer 7005	3	40.80	183.60	82,320	-	\$ 1,674.79	\$ 1,759.92	5.08%
MGS-S Customer 7006	3	86.03	319.98	157,863	-	\$ 2,555.89	\$ 2,686.42	5.11%
MGS-S Customer 7007	3	71.60	479.30	189,200	-	\$ 3,211.87	\$ 3,376.59	5.13%
MGS-S Customer 7008	3	100.35	544.70	248,912	-	\$ 3,673.58	\$ 3,862.04	5.13%
MGS-S Customer 7009	3	61.12	215.22	91,147	-	\$ 1,933.65	\$ 2,032.06	5.09%
MGS-S Customer 7010	3	71.08	283.44	152,280	-	\$ 2,304.11	\$ 2,421.67	5.10%
MGS-S Customer 7011	1	109.28	309.84	157,080	-	\$ 2,499.00	\$ 2,626.76	5.11%
MGS-S Customer 7012	3	48.10	430.70	35,800	-	\$ 2,856.91	\$ 3,003.39	5.13%
MGS-S Customer 7013	3	430.50	1,899.75	1,071,470	-	\$ 11,766.24	\$ 12,372.36	5.15%
MGS-S Customer 7014	3	55.48	253.20	71,880	-	\$ 2,077.82	\$ 2,183.76	5.10%
MGS-S Customer 7015	3	68.14	306.03	42,824	-	\$ 2,392.16	\$ 2,514.32	5.11%
MGS-S Customer 7016	1	203.44	314.40	118,320	-	\$ 3,042.66	\$ 3,197.88	5.10%
MGS-S Customer 7017	3	99.18	319.50	130,160	-	\$ 2,626.66	\$ 2,760.75	5.10%
MGS-S Customer 7018	3	50.11	221.91	84,442	-	\$ 1,903.45	\$ 2,000.38	5.09%
MGS-S Customer 7019	3	90.96	314.68	106,035	-	\$ 2,558.77	\$ 2,689.40	5.11%
MGS-S Customer 7020	3	35.33	172.41	54,878	-	\$ 1,592.74	\$ 1,673.65	5.08%
MGS-S Customer 7021	3	71.89	173.18	56,051	-	\$ 1,799.20	\$ 1,890.53	5.08%
MGS-S Customer 7022	3	41.52	756.92	348,720	53.52	\$ 4,418.51	\$ 4,641.44	5.05%
MGS-S Customer 7023	3	71.60	320.10	86,200	-	\$ 2,476.36	\$ 2,602.87	5.11%
MGS-S Customer 7024	3	387.48	2,237.64	766,920	183.90	\$ 13,401.16	\$ 14,076.33	5.04%
MGS-S Customer 7025	3	42.69	83.91	68,747	-	\$ 1,224.71	\$ 1,286.45	5.04%
MGS-S Customer 7026	3	65.76	495.44	146,560	-	\$ 3,254.02	\$ 3,420.98	5.13%
MGS-S Customer 7027	3	191.28	809.28	595,120	-	\$ 5,400.60	\$ 5,678.02	5.14%
MGS-S Customer 7028	3	729.00	2,259.60	789,000	12.00	\$ 15,105.82	\$ 15,881.89	5.14%
MGS-S Customer 7029	3	37.50	299.43	100,740	-	\$ 2,191.61	\$ 2,303.61	5.11%
MGS-S Customer 7030	3	73.73	556.69	126,037	-	\$ 3,581.23	\$ 3,765.12	5.13%
MGS-S Customer 7031	3	34.43	223.31	67,742	-	\$ 1,822.90	\$ 1,915.77	5.09%
MGS-S Customer 7032	3	103.04	411.76	188,400	-	\$ 3,074.32	\$ 3,231.64	5.12%
MGS-S Customer 7033	3	81.68	339.92	143,080	-	\$ 2,623.87	\$ 2,757.97	5.11%
MGS-S Customer 7034	1	48.68	178.47	87,161	-	\$ 1,555.75	\$ 1,635.01	5.09%
MGS-S Customer 7035	3	56.00	468.30	231,100	-	\$ 3,074.47	\$ 3,232.18	5.13%
MGS-S Customer 7036	1	44.80	139.94	63,211	-	\$ 1,356.20	\$ 1,425.13	5.08%
MGS-S Customer 7037	3	38.80	179.40	60,700	-	\$ 1,644.29	\$ 1,727.85	5.08%

Internal Use

Customer	Phase	Jul - Aug KW	Sept - Jun KW	Jan - Dec KWH	Jan - Dec KVAR	Distribution 7/22 Prices	Distribution 8/23 Prices	Distribution % Difference
MGS-S Customer 7038	3	145.80	536.10	146,400	265.65	\$ 4,337.70	\$ 4,536.83	4.59%
MGS-S Customer 7039	3	37.20	282.71	128,735	-	\$ 2,112.70	\$ 2,220.61	5.11%
MGS-S Customer 7040	3	26.49	274.60	67,688	-	\$ 2,015.79	\$ 2,118.75	5.11%
MGS-S Customer 7041	3	129.43	489.92	249,837	-	\$ 3,581.89	\$ 3,765.35	5.12%
MGS-S Customer 7042	3	448.56	1,999.80	1,309,200	-	\$ 12,328.70	\$ 12,963.89	5.15%
MGS-S Customer 7043	3	152.28	392.92	116,440	-	\$ 3,260.56	\$ 3,427.14	5.11%
MGS-S Customer 7044	3	51.84	388.24	90,000	-	\$ 2,681.50	\$ 2,818.83	5.12%
MGS-S Customer 7045	1	75.79	294.03	174,058	-	\$ 2,240.09	\$ 2,354.68	5.12%
MGS-S Customer 7046	3	21.36	183.12	71,280	-	\$ 1,564.68	\$ 1,644.25	5.09%
MGS-S Customer 7047	1	9.55	92.08	31,005	-	\$ 939.45	\$ 987.03	5.06%
MGS-S Customer 7048	3	49.14	190.12	64,560	-	\$ 1,751.20	\$ 1,840.23	5.08%
MGS-S Customer 7049	1	95.27	338.92	89,482	-	\$ 2,555.60	\$ 2,686.42	5.12%
MGS-S Customer 7050	3	23.85	126.90	73,153	-	\$ 1,318.77	\$ 1,385.54	5.06%
MGS-S Customer 7051	3	144.12	500.56	204,170	-	\$ 3,712.57	\$ 3,902.70	5.12%
MGS-S Customer 7052	1	40.26	194.86	63,434	-	\$ 1,584.74	\$ 1,665.58	5.10%
MGS-S Customer 7053	3	217.56	1,010.64	504,840	-	\$ 6,476.73	\$ 6,809.85	5.14%
MGS-S Customer 7054	3	89.17	396.16	210,835	-	\$ 2,925.27	\$ 3,074.96	5.12%
MGS-S Customer 7055	3	92.16	360.00	120,800	-	\$ 2,774.81	\$ 2,916.65	5.11%
MGS-S Customer 7056	3	73.44	375.20	84,960	-	\$ 2,741.14	\$ 2,881.39	5.12%
MGS-S Customer 7057	3	-	57.28	13,040	-	\$ 864.75	\$ 908.14	5.02%
MGS-S Customer 7058	3	209.84	1,562.08	789,600	346.92	\$ 9,571.31	\$ 10,034.60	4.84%
MGS-S Customer 7059	3	555.20	2,668.48	1,120,320	-	\$ 16,009.86	\$ 16,835.39	5.16%
MGS-S Customer 7060	3	72.08	318.48	97,520	-	\$ 2,471.54	\$ 2,597.80	5.11%
MGS-S Customer 7061	3	27.80	194.06	99,900	-	\$ 1,650.97	\$ 1,734.97	5.09%
MGS-S Customer 7062	1	99.52	389.00	155,807	-	\$ 2,810.56	\$ 2,954.58	5.12%
MGS-S Customer 7063	1	59.99	240.57	98,952	-	\$ 1,905.42	\$ 2,002.75	5.11%
MGS-S Customer 7064	1	85.24	426.40	74,728	-	\$ 2,904.09	\$ 3,053.09	5.13%
MGS-S Customer 7065	3	260.64	1,553.28	872,800	-	\$ 9,222.83	\$ 9,698.23	5.15%
MGS-S Customer 7066	1	70.30	312.94	142,460	-	\$ 2,296.99	\$ 2,414.58	5.12%
MGS-S Customer 7067	1	97.64	311.48	99,685	-	\$ 2,441.98	\$ 2,566.87	5.11%
MGS-S Customer 7068	3	84.92	302.44	109,440	-	\$ 2,468.70	\$ 2,594.70	5.10%
MGS-S Customer 7069	3	51.09	231.07	69,082	-	\$ 1,951.21	\$ 2,050.61	5.09%
MGS-S Customer 7070	3	150.80	784.40	258,080	-	\$ 5,060.99	\$ 5,321.11	5.14%
MGS-S Customer 7071	1	1.26	97.05	16,657	-	\$ 916.40	\$ 962.85	5.07%
MGS-S Customer 7072	1	41.95	196.12	89,368	-	\$ 1,599.94	\$ 1,681.55	5.10%
MGS-S Customer 7073	3	26.92	135.14	73,963	-	\$ 1,373.87	\$ 1,443.48	5.07%
MGS-S Customer 7074	3	556.32	1,982.04	1,276,080	-	\$ 12,844.72	\$ 13,505.82	5.15%
MGS-S Customer 7075	3	325.60	2,000.00	778,080	26.32	\$ 11,691.94	\$ 12,292.75	5.14%
MGS-S Customer 7076	3	133.12	1,000.64	306,880	-	\$ 5,961.89	\$ 6,268.96	5.15%
MGS-S Customer 7077	3	134.40	836.64	261,360	-	\$ 5,211.32	\$ 5,479.38	5.14%

Internal Use

Customer	Phase	Jul - Aug KW	Sept - Jun KW	Jan - Dec KWH	Jan - Dec KVAR	Distribution 7/22 Prices	Distribution 8/23 Prices	Distribution % Difference
MGS-S Customer 7078	3	103.76	436.16	119,040	-	\$ 3,191.05	\$ 3,354.42	5.12%
MGS-S Customer 7079	1	47.64	191.67	112,101	-	\$ 1,610.96	\$ 1,693.10	5.10%
MGS-S Customer 7080	3	60.17	183.05	84,142	-	\$ 1,779.75	\$ 1,870.17	5.08%
MGS-S Customer 7081	3	53.60	184.88	73,040	-	\$ 1,751.75	\$ 1,840.76	5.08%
MGS-S Customer 7082	3	51.60	315.96	69,520	-	\$ 2,346.24	\$ 2,466.15	5.11%
MGS-S Customer 7083	3	63.32	264.07	110,191	-	\$ 2,171.55	\$ 2,282.30	5.10%
MGS-S Customer 7084	1	40.58	140.58	31,824	-	\$ 1,335.74	\$ 1,403.64	5.08%
MGS-S Customer 7085	3	102.84	545.16	244,920	13.08	\$ 3,711.76	\$ 3,901.03	5.10%
MGS-S Customer 7086	1	56.19	314.98	97,996	-	\$ 2,228.10	\$ 2,342.23	5.12%
MGS-S Customer 7087	1	-	75.72	27,594	-	\$ 810.87	\$ 851.84	5.05%
MGS-S Customer 7088	3	15.38	138.73	48,103	-	\$ 1,326.41	\$ 1,393.65	5.07%
MGS-S Customer 7089	1	22.08	153.68	35,440	-	\$ 1,293.59	\$ 1,359.45	5.09%
MGS-S Customer 7090	1	91.12	384.16	68,840	-	\$ 2,741.58	\$ 2,882.09	5.13%
MGS-S Customer 7091	1	37.31	159.43	86,111	-	\$ 1,404.68	\$ 1,476.19	5.09%
MGS-S Customer 7092	3	106.70	361.00	208,200	-	\$ 2,860.13	\$ 3,006.28	5.11%
MGS-S Customer 7093	3	368.10	1,098.00	464,100	359.85	\$ 8,327.58	\$ 8,723.81	4.76%
MGS-S Customer 7094	1	57.63	74.14	29,281	-	\$ 1,123.41	\$ 1,180.14	5.05%
MGS-S Customer 7095	3	59.76	157.68	49,107	-	\$ 1,660.27	\$ 1,744.49	5.07%
MGS-S Customer 7096	1	60.72	258.23	100,097	-	\$ 1,991.06	\$ 2,092.84	5.11%
MGS-S Customer 7097	1	52.71	255.64	61,065	-	\$ 1,934.64	\$ 2,033.55	5.11%
MGS-S Customer 7098	3	64.40	406.88	207,040	-	\$ 2,837.33	\$ 2,982.65	5.12%
MGS-S Customer 7099	3	58.65	261.02	139,375	-	\$ 2,131.54	\$ 2,240.25	5.10%
MGS-S Customer 7100	1	96.50	428.04	180,849	-	\$ 2,974.16	\$ 3,126.71	5.13%
MGS-S Customer 7101	1	48.22	136.85	46,140	-	\$ 1,360.91	\$ 1,430.05	5.08%
MGS-S Customer 7102	1	44.84	195.79	73,006	-	\$ 1,614.45	\$ 1,696.80	5.10%
MGS-S Customer 7103	3	-	256.13	101,268	-	\$ 1,783.44	\$ 1,874.55	5.11%
MGS-S Customer 7104	3	47.02	130.66	37,078	-	\$ 1,464.73	\$ 1,538.89	5.06%
MGS-S Customer 7105	3	92.48	418.69	80,749	-	\$ 3,047.73	\$ 3,203.75	5.12%
MGS-S Customer 7106	1	22.42	115.16	63,661	-	\$ 1,117.51	\$ 1,174.23	5.08%
MGS-S Customer 7107	3	158.76	431.64	273,360	-	\$ 3,475.41	\$ 3,653.10	5.11%
MGS-S Customer 7108	1	37.70	240.14	107,386	-	\$ 1,779.72	\$ 1,870.71	5.11%
MGS-S Customer 7109	3	48.06	154.68	60,341	-	\$ 1,581.47	\$ 1,661.69	5.07%
MGS-S Customer 7110	1	30.08	198.40	50,438	-	\$ 1,544.59	\$ 1,623.43	5.10%
MGS-S Customer 7111	1	98.49	403.52	159,060	-	\$ 2,871.92	\$ 3,019.14	5.13%
MGS-S Customer 7112	3	88.95	400.66	126,565	-	\$ 2,944.84	\$ 3,095.55	5.12%
MGS-S Customer 7113	1	62.58	282.88	85,187	-	\$ 2,115.26	\$ 2,223.48	5.12%
MGS-S Customer 7114	3	63.81	312.73	194,037	-	\$ 2,399.08	\$ 2,521.64	5.11%
MGS-S Customer 7115	3	283.00	1,001.00	452,600	-	\$ 6,795.39	\$ 7,144.51	5.14%
MGS-S Customer 7116	1	45.74	379.67	180,403	-	\$ 2,468.97	\$ 2,595.70	5.13%
MGS-S Customer 7117	3	-	47.30	13,100	-	\$ 818.65	\$ 859.64	5.01%

Internal Use

Customer	Phase	Jul - Aug KW	Sept - Jun KW	Jan - Dec KWH	Jan - Dec KVAR	Distribution 7/22 Prices	Distribution 8/23 Prices	Distribution % Difference
MGS-S Customer 7118	3	61.20	257.04	86,880	-	\$ 2,127.30	\$ 2,235.77	5.10%
MGS-S Customer 7119	1	57.73	264.36	83,773	-	\$ 2,002.78	\$ 2,105.20	5.11%
MGS-S Customer 7120	1	51.04	326.16	123,120	-	\$ 2,251.17	\$ 2,366.54	5.12%
MGS-S Customer 7121	1	97.22	90.50	37,890	-	\$ 1,418.72	\$ 1,490.46	5.06%
MGS-S Customer 7122	3	51.32	161.12	52,120	-	\$ 1,629.32	\$ 1,712.00	5.07%
MGS-S Customer 7123	3	87.27	403.98	248,163	-	\$ 2,950.86	\$ 3,101.89	5.12%
MGS-S Customer 7124	3	850.80	3,147.24	1,953,600	40.44	\$ 19,931.06	\$ 20,954.26	5.13%
MGS-S Customer 7125	1	45.72	188.92	35,232	-	\$ 1,587.60	\$ 1,668.54	5.10%
MGS-S Customer 7126	3	68.84	147.44	15,569	-	\$ 1,663.35	\$ 1,747.66	5.07%
MGS-S Customer 7127	3	101.60	559.92	237,840	-	\$ 3,750.83	\$ 3,943.30	5.13%
MGS-S Customer 7128	3	125.93	574.65	168,101	-	\$ 3,953.91	\$ 4,156.73	5.13%
MGS-S Customer 7129	3	56.28	319.37	20,343	-	\$ 2,387.96	\$ 2,510.01	5.11%
MGS-S Customer 7130	3	33.80	218.00	67,320	-	\$ 1,794.87	\$ 1,886.29	5.09%
MGS-S Customer 7131	1	74.98	88.08	36,223	-	\$ 1,284.11	\$ 1,349.04	5.06%
MGS-S Customer 7132	1	36.71	205.36	54,740	-	\$ 1,613.54	\$ 1,695.91	5.10%
MGS-S Customer 7133	3	283.80	954.60	564,300	-	\$ 6,585.46	\$ 6,923.67	5.14%
MGS-S Customer 7134	3	29.04	143.93	60,264	-	\$ 1,426.25	\$ 1,498.56	5.07%
MGS-S Customer 7135	3	455.52	1,748.48	551,200	-	\$ 11,206.23	\$ 11,783.05	5.15%
MGS-S Customer 7136	1	101.84	397.68	33,280	-	\$ 2,863.53	\$ 3,010.29	5.13%
MGS-S Customer 7137	3	70.57	309.29	124,281	-	\$ 2,420.70	\$ 2,544.33	5.11%
MGS-S Customer 7138	3	193.44	845.44	368,560	-	\$ 5,579.64	\$ 5,866.35	5.14%
MGS-S Customer 7139	3	60.70	288.40	160,138	-	\$ 2,269.41	\$ 2,385.27	5.11%
MGS-S Customer 7140	3	63.37	279.01	107,437	-	\$ 2,240.85	\$ 2,355.20	5.10%
MGS-S Customer 7141	3	35.94	156.38	67,808	-	\$ 1,522.06	\$ 1,599.30	5.07%
MGS-S Customer 7142	3	107.92	986.00	480,960	-	\$ 5,754.40	\$ 6,050.89	5.15%
MGS-S Customer 7143	3	152.44	689.16	153,480	-	\$ 4,630.08	\$ 4,867.80	5.13%
MGS-S Customer 7144	1	73.95	223.56	51,668	-	\$ 1,904.31	\$ 2,001.47	5.10%
MGS-S Customer 7145	3	-	42.66	12,512	-	\$ 797.21	\$ 837.09	5.00%
MGS-S Customer 7146	1	40.74	84.31	26,276	-	\$ 1,076.66	\$ 1,131.10	5.06%
MGS-S Customer 7147	3	306.40	1,198.00	514,160	-	\$ 7,835.40	\$ 8,238.35	5.14%
MGS-S Customer 7148	3	35.60	231.55	59,387	-	\$ 1,867.46	\$ 1,962.64	5.10%
MGS-S Customer 7149	3	111.56	437.08	212,920	-	\$ 3,238.59	\$ 3,404.36	5.12%
MGS-S Customer 7150	3	250.64	1,228.48	498,280	17.60	\$ 7,696.67	\$ 8,091.32	5.13%
MGS-S Customer 7151	3	487.00	1,706.20	888,000	281.80	\$ 11,664.67	\$ 12,240.16	4.93%
MGS-S Customer 7152	3	82.12	181.20	87,080	-	\$ 1,893.03	\$ 1,989.15	5.08%
MGS-S Customer 7153	3	56.52	156.76	43,480	-	\$ 1,638.04	\$ 1,721.13	5.07%
MGS-S Customer 7154	3	84.08	342.72	139,120	-	\$ 2,650.13	\$ 2,785.57	5.11%
MGS-S Customer 7155	3	42.16	181.84	62,720	-	\$ 1,674.21	\$ 1,759.30	5.08%
MGS-S Customer 7156	3	167.20	763.76	406,480	-	\$ 5,056.65	\$ 5,316.41	5.14%
MGS-S Customer 7157	1	98.51	122.96	50,938	-	\$ 1,575.85	\$ 1,655.74	5.07%

Internal Use

Customer	Phase	Jul - Aug KW	Sept - Jun KW	Jan - Dec KWH	Jan - Dec KVAR	Distribution 7/22 Prices	Distribution 8/23 Prices	Distribution % Difference
MGS-S Customer 7158	3	42.58	243.78	77,573	-	\$ 1,962.70	\$ 2,062.77	5.10%
MGS-S Customer 7159	3	51.09	234.50	81,733	-	\$ 1,967.06	\$ 2,067.28	5.09%
MGS-S Customer 7160	3	129.12	1,017.60	373,760	-	\$ 6,018.05	\$ 6,328.07	5.15%
MGS-S Customer 7161	3	103.04	263.78	77,848	-	\$ 2,390.66	\$ 2,512.45	5.09%
MGS-S Customer 7162	3	41.96	242.18	50,967	-	\$ 1,951.87	\$ 2,051.38	5.10%
MGS-S Customer 7163	1	58.91	227.75	115,328	-	\$ 1,840.20	\$ 1,934.15	5.11%
MGS-S Customer 7164	3	120.36	451.36	222,840	-	\$ 3,353.40	\$ 3,525.07	5.12%
MGS-S Customer 7165	1	79.04	341.00	191,360	-	\$ 2,475.13	\$ 2,601.90	5.12%
MGS-S Customer 7166	3	113.60	505.92	228,640	-	\$ 3,567.95	\$ 3,750.82	5.13%
MGS-S Customer 7167	3	39.80	213.40	72,200	-	\$ 1,806.92	\$ 1,898.92	5.09%
MGS-S Customer 7168	1	59.39	277.52	142,008	-	\$ 2,072.80	\$ 2,178.83	5.12%
MGS-S Customer 7169	3	33.00	91.72	29,240	-	\$ 1,207.02	\$ 1,267.91	5.04%
MGS-S Customer 7170	3	347.20	1,295.36	854,080	-	\$ 8,511.64	\$ 8,949.39	5.14%
MGS-S Customer 7171	3	91.29	291.38	120,049	-	\$ 2,452.96	\$ 2,578.09	5.10%
MGS-S Customer 7172	3	83.52	253.36	82,000	-	\$ 2,234.18	\$ 2,348.01	5.09%
MGS-S Customer 7173	1	70.32	163.62	28,540	-	\$ 1,607.24	\$ 1,689.00	5.09%
MGS-S Customer 7174	3	59.12	269.21	98,759	-	\$ 2,171.99	\$ 2,282.79	5.10%
MGS-S Customer 7175	3	161.60	827.20	220,000	26.16	\$ 5,363.14	\$ 5,636.55	5.10%
MGS-S Customer 7176	3	38.94	145.48	50,680	-	\$ 1,488.35	\$ 1,563.81	5.07%
MGS-S Customer 7177	3	248.62	950.60	400,580	-	\$ 6,371.73	\$ 6,699.13	5.14%
MGS-S Customer 7178	3	74.20	291.13	110,815	-	\$ 2,356.95	\$ 2,477.24	5.10%
MGS-S Customer 7179	3	30.32	215.75	83,375	-	\$ 1,765.16	\$ 1,855.07	5.09%
MGS-S Customer 7180	1	46.25	203.96	91,572	-	\$ 1,660.02	\$ 1,744.72	5.10%
MGS-S Customer 7181	1	18.79	48.38	24,905	-	\$ 788.84	\$ 828.51	5.03%
MGS-S Customer 7182	3	57.37	224.51	95,631	-	\$ 1,955.76	\$ 2,055.35	5.09%
MGS-S Customer 7183	3	2.22	81.23	26,280	-	\$ 987.72	\$ 1,037.48	5.04%
MGS-S Customer 7184	3	56.18	267.81	134,189	-	\$ 2,149.20	\$ 2,258.85	5.10%
MGS-S Customer 7185	3	12.56	60.35	26,794	-	\$ 948.65	\$ 996.29	5.02%
MGS-S Customer 7186	1	17.47	87.57	52,521	-	\$ 962.57	\$ 1,011.28	5.06%
MGS-S Customer 7187	3	427.56	2,371.92	199,800	3,277.26	\$ 19,502.69	\$ 20,221.31	3.68%
MGS-S Customer 7188	3	57.61	247.03	102,448	-	\$ 2,061.13	\$ 2,166.19	5.10%
MGS-S Customer 7189	3	22.95	229.64	102,387	-	\$ 1,788.43	\$ 1,879.61	5.10%
MGS-S Customer 7190	3	256.08	1,417.76	47,760	720.48	\$ 9,796.23	\$ 10,237.84	4.51%
MGS-S Customer 7191	3	74.15	295.12	147,383	-	\$ 2,375.11	\$ 2,496.34	5.10%
MGS-S Customer 7192	1	14.96	115.38	39,652	-	\$ 1,077.12	\$ 1,131.80	5.08%
MGS-S Customer 7193	1	27.46	192.02	67,609	-	\$ 1,500.58	\$ 1,577.15	5.10%
MGS-S Customer 7194	3	163.80	785.16	367,320	-	\$ 5,136.65	\$ 5,400.59	5.14%
MGS-S Customer 7195	3	172.32	1,139.36	359,200	-	\$ 6,820.34	\$ 7,171.68	5.15%
MGS-S Customer 7196	1	51.32	144.13	26,359	-	\$ 1,411.75	\$ 1,483.51	5.08%
MGS-S Customer 7197	3	149.60	802.72	244,960	-	\$ 5,138.97	\$ 5,403.15	5.14%

Internal Use

Customer	Phase	Jul - Aug KW	Sept - Jun KW	Jan - Dec KWH	Jan - Dec KVAR	Distribution 7/22 Prices	Distribution 8/23 Prices	Distribution % Difference
MGS-S Customer 7198	3	67.58	319.58	122,537	-	\$ 2,451.65	\$ 2,576.91	5.11%
MGS-S Customer 7199	1	54.15	267.06	104,807	-	\$ 1,995.39	\$ 2,097.45	5.11%
MGS-S Customer 7200	1	44.88	347.20	59,280	-	\$ 2,314.19	\$ 2,432.88	5.13%
MGS-S Customer 7201	1	55.90	154.72	63,081	-	\$ 1,486.09	\$ 1,561.68	5.09%
MGS-S Customer 7202	3	179.04	727.68	384,120	-	\$ 4,955.67	\$ 5,210.09	5.13%
MGS-S Customer 7203	3	114.88	482.68	114,920	-	\$ 3,467.69	\$ 3,645.34	5.12%
MGS-S Customer 7204	1	144.46	272.52	113,056	-	\$ 2,521.84	\$ 2,650.49	5.10%
MGS-S Customer 7205	3	42.67	303.17	105,611	-	\$ 2,237.58	\$ 2,351.93	5.11%
MGS-S Customer 7206	3	77.92	648.00	139,840	-	\$ 4,026.34	\$ 4,233.31	5.14%
MGS-S Customer 7207	3	120.64	267.36	59,360	-	\$ 2,504.88	\$ 2,632.46	5.09%
MGS-S Customer 7208	3	148.05	709.45	289,400	180.70	\$ 5,006.65	\$ 5,248.01	4.82%
MGS-S Customer 7209	3	607.36	2,115.04	1,275,040	-	\$ 13,742.45	\$ 14,449.76	5.15%
MGS-S Customer 7210	3	179.18	796.59	559,779	-	\$ 5,274.81	\$ 5,545.81	5.14%
MGS-S Customer 7211	1	-	12.88	960	-	\$ 520.55	\$ 546.44	4.97%
MGS-S Customer 7212	3	76.88	351.04	111,360	-	\$ 2,648.61	\$ 2,784.02	5.11%
MGS-S Customer 7213	3	40.64	234.24	72,880	-	\$ 1,907.86	\$ 2,005.10	5.10%
MGS-S Customer 7214	3	40.10	191.66	97,791	-	\$ 1,708.14	\$ 1,795.01	5.09%
MGS-S Customer 7215	3	158.72	622.00	233,040	-	\$ 4,354.66	\$ 4,578.02	5.13%
MGS-S Customer 7216	3	220.08	647.52	226,680	-	\$ 4,813.11	\$ 5,059.77	5.12%
MGS-S Customer 7217	3	-	18.32	5,746	-	\$ 684.76	\$ 718.80	4.97%
MGS-S Customer 7218	3	113.68	386.88	152,000	-	\$ 3,018.43	\$ 3,172.75	5.11%
MGS-S Customer 7219	3	78.49	299.75	126,134	-	\$ 2,420.58	\$ 2,544.14	5.10%
MGS-S Customer 7220	1	41.83	134.00	48,230	-	\$ 1,312.28	\$ 1,378.95	5.08%
MGS-S Customer 7221	3	47.98	155.15	47,356	-	\$ 1,583.20	\$ 1,663.51	5.07%
MGS-S Customer 7222	1	56.89	112.49	56,931	-	\$ 1,296.48	\$ 1,362.21	5.07%
MGS-S Customer 7223	3	-	419.40	117,200	175.10	\$ 2,835.42	\$ 2,965.71	4.60%
MGS-S Customer 7224	3	114.36	272.88	78,720	-	\$ 2,495.52	\$ 2,622.68	5.10%
MGS-S Customer 7225	3	141.92	961.20	304,640	-	\$ 5,828.52	\$ 6,128.59	5.15%
MGS-S Customer 7226	1	129.96	310.64	144,120	-	\$ 2,617.47	\$ 2,751.22	5.11%
MGS-S Customer 7227	3	449.80	1,595.40	397,200	187.20	\$ 10,785.50	\$ 11,323.98	4.99%
MGS-S Customer 7228	3	51.96	225.57	82,949	-	\$ 1,930.63	\$ 2,028.96	5.09%
MGS-S Customer 7229	3	323.40	2,184.40	875,000	-	\$ 12,486.92	\$ 13,131.37	5.16%
MGS-S Customer 7230	3	69.53	176.44	151,550	-	\$ 1,801.16	\$ 1,892.62	5.08%
MGS-S Customer 7231	1	49.81	238.39	99,828	-	\$ 1,838.85	\$ 1,932.81	5.11%
MGS-S Customer 7232	3	105.41	455.71	214,588	-	\$ 3,290.53	\$ 3,459.05	5.12%
MGS-S Customer 7233	3	710.40	3,377.60	2,233,600	-	\$ 20,147.35	\$ 21,186.53	5.16%
MGS-S Customer 7234	3	34.60	147.70	48,950	-	\$ 1,474.52	\$ 1,549.30	5.07%
MGS-S Customer 7235	3	19.44	127.59	40,124	-	\$ 1,297.48	\$ 1,363.18	5.06%
MGS-S Customer 7236	3	90.37	384.11	148,632	-	\$ 2,876.26	\$ 3,023.39	5.12%
MGS-S Customer 7237	3	86.15	342.83	85,416	-	\$ 2,662.13	\$ 2,798.17	5.11%

Internal Use

Customer	Phase	Jul - Aug KW	Sept - Jun KW	Jan - Dec KWH	Jan - Dec KVAR	Distribution 7/22 Prices	Distribution 8/23 Prices	Distribution % Difference
MGS-S Customer 7238	1	41.46	216.65	49,908	-	\$ 1,692.07	\$ 1,778.47	5.11%
MGS-S Customer 7239	3	76.47	158.42	27,439	-	\$ 1,756.43	\$ 1,845.50	5.07%
MGS-S Customer 7240	3	203.84	928.64	332,480	-	\$ 6,021.75	\$ 6,331.34	5.14%
MGS-S Customer 7241	3	79.84	295.84	128,640	-	\$ 2,410.01	\$ 2,533.01	5.10%
MGS-S Customer 7242	3	119.12	540.00	174,960	9.60	\$ 3,772.36	\$ 3,964.95	5.11%
MGS-S Customer 7243	1	50.32	153.15	57,936	-	\$ 1,447.87	\$ 1,521.51	5.09%
MGS-S Customer 7244	3	73.66	318.57	144,840	-	\$ 2,480.73	\$ 2,607.45	5.11%
MGS-S Customer 7245	3	23.49	110.75	42,063	-	\$ 1,242.15	\$ 1,304.95	5.06%
MGS-S Customer 7246	3	110.64	655.44	279,120	-	\$ 4,242.30	\$ 4,460.23	5.14%
MGS-S Customer 7247	3	-	158.46	60,242	-	\$ 1,332.21	\$ 1,399.88	5.08%
MGS-S Customer 7248	3	38.42	167.38	67,944	-	\$ 1,586.65	\$ 1,667.22	5.08%
MGS-S Customer 7249	3	39.69	391.07	91,286	-	\$ 2,627.14	\$ 2,761.75	5.12%
MGS-S Customer 7250	3	29.19	188.91	47,085	-	\$ 1,634.89	\$ 1,718.04	5.09%
MGS-S Customer 7251	3	66.83	281.18	151,490	-	\$ 2,270.08	\$ 2,385.91	5.10%
MGS-S Customer 7252	1	35.68	138.37	59,186	-	\$ 1,298.33	\$ 1,364.33	5.08%
MGS-S Customer 7253	3	65.10	265.55	86,952	-	\$ 2,188.27	\$ 2,299.87	5.10%
MGS-S Customer 7254	3	11.85	138.44	41,324	-	\$ 1,305.48	\$ 1,371.66	5.07%
MGS-S Customer 7255	1	131.44	407.68	156,560	-	\$ 3,074.01	\$ 3,231.46	5.12%
MGS-S Customer 7256	3	175.84	766.32	421,440	-	\$ 5,116.43	\$ 5,379.22	5.14%
MGS-S Customer 7257	1	38.42	159.61	58,717	-	\$ 1,411.67	\$ 1,483.53	5.09%
MGS-S Customer 7258	3	43.54	203.91	82,943	-	\$ 1,783.83	\$ 1,874.60	5.09%
MGS-S Customer 7259	3	17.44	169.20	73,760	-	\$ 1,478.62	\$ 1,553.75	5.08%
MGS-S Customer 7260	3	611.84	2,390.08	1,202,880	-	\$ 15,038.00	\$ 15,812.58	5.15%
MGS-S Customer 7261	3	35.78	97.20	40,604	-	\$ 1,247.76	\$ 1,310.75	5.05%
MGS-S Customer 7262	1	64.44	97.44	31,040	-	\$ 1,268.85	\$ 1,333.08	5.06%
MGS-S Customer 7263	3	-	53.15	31,267	-	\$ 845.67	\$ 888.07	5.01%
MGS-S Customer 7264	3	142.21	634.93	144,060	-	\$ 4,322.76	\$ 4,544.60	5.13%
MGS-S Customer 7265	3	16.40	60.20	110,200	-	\$ 969.26	\$ 1,017.94	5.02%
MGS-S Customer 7266	3	88.22	367.46	169,290	-	\$ 2,787.41	\$ 2,929.94	5.11%
MGS-S Customer 7267	3	43.44	292.56	85,800	-	\$ 2,192.84	\$ 2,304.86	5.11%
MGS-S Customer 7268	3	79.20	270.94	117,115	-	\$ 2,291.42	\$ 2,408.26	5.10%
MGS-S Customer 7269	3	197.76	681.36	315,840	-	\$ 4,845.57	\$ 5,094.11	5.13%
MGS-S Customer 7270	3	62.83	155.08	15,713	-	\$ 1,665.30	\$ 1,749.75	5.07%
MGS-S Customer 7271	3	87.04	680.56	257,120	-	\$ 4,227.38	\$ 4,444.72	5.14%
MGS-S Customer 7272	3	163.76	580.88	158,240	-	\$ 4,192.65	\$ 4,407.56	5.13%
MGS-S Customer 7273	3	25.92	92.40	36,080	-	\$ 1,170.86	\$ 1,229.94	5.05%
MGS-S Customer 7274	3	186.12	910.88	512,320	-	\$ 5,841.35	\$ 6,141.72	5.14%
MGS-S Customer 7275	3	64.03	359.41	15,216	-	\$ 2,615.96	\$ 2,749.79	5.12%
MGS-S Customer 7276	1	34.29	159.50	68,562	-	\$ 1,388.24	\$ 1,458.92	5.09%
MGS-S Customer 7277	3	157.08	568.56	254,280	-	\$ 4,098.66	\$ 4,308.74	5.13%

Internal Use

Customer	Phase	Jul - Aug KW	Sept - Jun KW	Jan - Dec KWH	Jan - Dec KVAR	Distribution 7/22 Prices	Distribution 8/23 Prices	Distribution % Difference
MGS-S Customer 7278	1	55.99	278.18	64,275	-	\$ 2,056.98	\$ 2,162.22	5.12%
MGS-S Customer 7279	3	513.00	1,901.70	960,300	-	\$ 12,233.12	\$ 12,862.81	5.15%
MGS-S Customer 7280	3	126.00	264.56	20,080	-	\$ 2,521.69	\$ 2,650.10	5.09%
MGS-S Customer 7281	3	122.08	537.39	333,436	-	\$ 3,760.41	\$ 3,953.20	5.13%
MGS-S Customer 7282	3	587.80	2,176.60	856,000	-	\$ 13,918.30	\$ 14,634.91	5.15%
MGS-S Customer 7283	3	316.44	1,126.80	589,680	-	\$ 7,562.18	\$ 7,950.85	5.14%
MGS-S Customer 7284	3	197.04	456.96	170,000	-	\$ 3,804.85	\$ 3,999.33	5.11%
MGS-S Customer 7285	3	49.12	249.44	44,320	-	\$ 2,025.15	\$ 2,128.41	5.10%
MGS-S Customer 7286	3	36.56	237.28	83,000	-	\$ 1,899.26	\$ 1,996.09	5.10%
MGS-S Customer 7287	3	314.64	1,604.28	787,080	-	\$ 9,758.15	\$ 10,260.91	5.15%
MGS-S Customer 7288	1	26.80	123.12	50,880	-	\$ 1,178.59	\$ 1,238.45	5.08%
MGS-S Customer 7289	1	39.24	230.72	64,686	-	\$ 1,744.75	\$ 1,833.91	5.11%
MGS-S Customer 7290	1	76.64	291.64	96,920	-	\$ 2,233.77	\$ 2,348.02	5.11%
MGS-S Customer 7291	3	-	116.21	27,329	-	\$ 1,137.01	\$ 1,194.54	5.06%
MGS-S Customer 7292	3	192.48	1,251.12	498,240	-	\$ 7,448.56	\$ 7,832.36	5.15%
MGS-S Customer 7293	3	11.62	100.09	34,166	-	\$ 1,127.03	\$ 1,183.94	5.05%
MGS-S Customer 7294	3	77.20	371.33	216,427	-	\$ 2,744.12	\$ 2,884.50	5.12%
MGS-S Customer 7295	1	20.72	181.96	50,842	-	\$ 1,416.69	\$ 1,488.96	5.10%
MGS-S Customer 7296	3	95.24	355.20	153,000	-	\$ 2,769.73	\$ 2,911.28	5.11%
MGS-S Customer 7297	3	51.20	323.92	110,320	-	\$ 2,380.79	\$ 2,502.51	5.11%
MGS-S Customer 7298	1	96.71	437.36	169,810	-	\$ 3,018.38	\$ 3,173.23	5.13%
MGS-S Customer 7299	1	36.40	150.77	52,950	-	\$ 1,359.62	\$ 1,428.79	5.09%
MGS-S Customer 7300	1	32.67	154.92	51,230	-	\$ 1,358.09	\$ 1,427.22	5.09%
MGS-S Customer 7301	1	163.20	675.04	347,360	-	\$ 4,485.48	\$ 4,715.99	5.14%
MGS-S Customer 7302	1	71.64	249.16	64,273	-	\$ 2,009.76	\$ 2,112.42	5.11%
MGS-S Customer 7303	3	209.60	933.44	565,920	-	\$ 6,075.89	\$ 6,388.25	5.14%
MGS-S Customer 7304	3	66.64	237.00	103,880	-	\$ 2,064.91	\$ 2,170.09	5.09%
MGS-S Customer 7305	3	100.48	442.69	175,597	-	\$ 3,203.01	\$ 3,367.03	5.12%
MGS-S Customer 7306	3	161.10	886.20	231,600	443.55	\$ 6,342.50	\$ 6,629.94	4.53%
MGS-S Customer 7307	1	113.50	505.03	228,903	-	\$ 3,424.20	\$ 3,599.99	5.13%
MGS-S Customer 7308	3	48.61	207.38	69,325	-	\$ 1,828.00	\$ 1,921.02	5.09%
MGS-S Customer 7309	1	51.51	242.02	132,753	-	\$ 1,865.05	\$ 1,960.36	5.11%
MGS-S Customer 7310	3	26.38	133.15	58,548	-	\$ 1,361.68	\$ 1,430.66	5.07%
MGS-S Customer 7311	1	92.64	391.28	180,000	-	\$ 2,782.91	\$ 2,925.55	5.13%
MGS-S Customer 7312	3	53.04	462.48	126,480	-	\$ 3,031.15	\$ 3,186.64	5.13%
MGS-S Customer 7313	3	156.88	613.52	330,160	-	\$ 4,305.27	\$ 4,526.08	5.13%
MGS-S Customer 7314	3	30.89	133.50	48,109	-	\$ 1,388.33	\$ 1,458.66	5.07%
MGS-S Customer 7315	1	89.76	477.12	149,600	-	\$ 3,163.50	\$ 3,325.94	5.13%
MGS-S Customer 7316	3	275.28	1,209.12	803,760	-	\$ 7,714.06	\$ 8,110.97	5.15%
MGS-S Customer 7317	3	80.40	278.03	128,636	-	\$ 2,330.84	\$ 2,449.72	5.10%

Internal Use

Customer	Phase	Jul - Aug KW	Sept - Jun KW	Jan - Dec KWH	Jan - Dec KVAR	Distribution 7/22 Prices	Distribution 8/23 Prices	Distribution % Difference
MGS-S Customer 7318	3	489.28	1,503.36	385,600	1,855.52	\$ 13,415.53	\$ 13,942.98	3.93%
MGS-S Customer 7319	3	1.04	665.24	15,000	-	\$ 3,679.30	\$ 3,868.89	5.15%
MGS-S Customer 7320	1	53.74	207.03	98,360	-	\$ 1,715.78	\$ 1,803.31	5.10%
MGS-S Customer 7321	1	35.25	148.50	57,278	-	\$ 1,342.75	\$ 1,411.06	5.09%
MGS-S Customer 7322	3	65.62	282.55	158,726	-	\$ 2,269.69	\$ 2,385.52	5.10%
MGS-S Customer 7323	3	154.24	718.16	345,120	-	\$ 4,774.05	\$ 5,019.24	5.14%
MGS-S Customer 7324	3	36.50	155.59	56,585	-	\$ 1,521.52	\$ 1,598.72	5.07%
MGS-S Customer 7325	3	74.72	256.96	-	-	\$ 2,201.97	\$ 2,314.20	5.10%
MGS-S Customer 7326	3	129.84	397.08	150,520	-	\$ 3,155.24	\$ 3,316.54	5.11%
MGS-S Customer 7327	3	67.19	304.20	84,597	-	\$ 2,378.43	\$ 2,499.89	5.11%
MGS-S Customer 7328	3	-	60.75	24,411	-	\$ 880.79	\$ 925.01	5.02%
MGS-S Customer 7329	3	-	223.56	98,640	-	\$ 1,632.97	\$ 1,716.26	5.10%
MGS-S Customer 7330	1	43.54	227.01	31,385	-	\$ 1,751.47	\$ 1,840.95	5.11%
MGS-S Customer 7331	3	44.02	183.05	33,347	-	\$ 1,690.12	\$ 1,776.02	5.08%
MGS-S Customer 7332	3	124.68	1,156.92	388,320	-	\$ 6,637.06	\$ 6,979.28	5.16%
MGS-S Customer 7333	1	-	-	119,382	-	\$ 461.04	\$ 483.84	4.95%
MGS-S Customer 7334	3	125.88	644.40	278,520	-	\$ 4,275.88	\$ 4,495.42	5.13%
MGS-S Customer 7335	3	117.81	299.51	26,745	-	\$ 2,637.70	\$ 2,772.21	5.10%
MGS-S Customer 7336	3	444.60	1,509.60	538,200	607.50	\$ 11,074.75	\$ 11,591.18	4.66%
MGS-S Customer 7337	3	210.60	492.10	164,500	85.70	\$ 4,188.14	\$ 4,394.85	4.94%
MGS-S Customer 7338	3	91.85	436.60	153,671	-	\$ 3,126.98	\$ 3,287.12	5.12%
MGS-S Customer 7339	1	47.85	197.08	80,343	-	\$ 1,637.12	\$ 1,720.61	5.10%
MGS-S Customer 7340	3	130.08	1,023.36	268,480	-	\$ 6,049.99	\$ 6,361.66	5.15%
MGS-S Customer 7341	3	91.76	417.52	221,440	-	\$ 3,038.33	\$ 3,193.87	5.12%
MGS-S Customer 7342	3	71.76	501.28	118,240	-	\$ 3,314.30	\$ 3,484.34	5.13%
MGS-S Customer 7343	1	59.72	85.51	28,807	-	\$ 1,187.54	\$ 1,247.59	5.06%
MGS-S Customer 7344	1	48.17	228.19	70,292	-	\$ 1,782.62	\$ 1,873.67	5.11%
MGS-S Customer 7345	1	26.60	166.18	54,941	-	\$ 1,376.42	\$ 1,446.55	5.10%
MGS-S Customer 7346	3	171.68	723.04	322,000	-	\$ 4,893.39	\$ 5,144.63	5.13%
MGS-S Customer 7347	3	186.08	576.00	284,800	-	\$ 4,293.98	\$ 4,513.97	5.12%
MGS-S Customer 7348	3	203.16	699.00	337,440	-	\$ 4,957.04	\$ 5,211.32	5.13%
MGS-S Customer 7349	1	48.77	115.59	30,334	-	\$ 1,265.74	\$ 1,329.94	5.07%
MGS-S Customer 7350	1	7.72	206.36	33,280	-	\$ 1,457.27	\$ 1,531.76	5.11%
MGS-S Customer 7351	3	65.01	250.93	130,200	-	\$ 2,120.22	\$ 2,228.29	5.10%
MGS-S Customer 7352	1	90.97	355.40	190,259	-	\$ 2,607.87	\$ 2,741.44	5.12%
MGS-S Customer 7353	3	49.38	165.07	59,483	-	\$ 1,636.80	\$ 1,719.89	5.08%
MGS-S Customer 7354	1	9.28	221.58	98,732	-	\$ 1,536.24	\$ 1,614.82	5.12%
MGS-S Customer 7355	3	207.20	680.64	289,760	-	\$ 4,894.64	\$ 5,145.65	5.13%
MGS-S Customer 7356	3	94.80	294.12	118,320	-	\$ 2,485.09	\$ 2,611.87	5.10%
MGS-S Customer 7357	1	164.88	172.64	78,560	-	\$ 2,173.72	\$ 2,284.12	5.08%

Internal Use

Customer	Phase	Jul - Aug KW	Sept - Jun KW	Jan - Dec KWH	Jan - Dec KVAR	Distribution 7/22 Prices	Distribution 8/23 Prices	Distribution % Difference
MGS-S Customer 7358	1	36.36	133.44	47,720	-	\$ 1,279.33	\$ 1,344.34	5.08%
MGS-S Customer 7359	1	68.98	276.47	94,774	-	\$ 2,121.17	\$ 2,229.64	5.11%
MGS-S Customer 7360	3	42.56	139.52	46,720	-	\$ 1,480.91	\$ 1,555.95	5.07%
MGS-S Customer 7361	3	40.68	196.80	43,160	-	\$ 1,735.11	\$ 1,823.37	5.09%
MGS-S Customer 7362	1	44.17	173.91	54,556	-	\$ 1,509.65	\$ 1,586.55	5.09%
MGS-S Customer 7363	1	88.28	106.99	38,446	-	\$ 1,445.29	\$ 1,518.48	5.06%
MGS-S Customer 7364	3	79.04	230.80	84,880	-	\$ 2,105.09	\$ 2,212.25	5.09%
MGS-S Customer 7365	3	155.44	754.40	348,640	-	\$ 4,948.14	\$ 5,202.36	5.14%
MGS-S Customer 7366	1	66.05	299.07	178,122	-	\$ 2,209.32	\$ 2,322.39	5.12%
MGS-S Customer 7367	3	85.52	313.92	96,600	-	\$ 2,525.07	\$ 2,653.99	5.11%
MGS-S Customer 7368	3	68.80	534.56	176,640	-	\$ 3,451.63	\$ 3,628.83	5.13%
MGS-S Customer 7369	3	110.64	779.52	280,800	-	\$ 4,815.55	\$ 5,063.26	5.14%
MGS-S Customer 7370	3	632.60	2,575.20	1,428,200	-	\$ 16,008.47	\$ 16,833.29	5.15%
MGS-S Customer 7371	3	97.44	506.08	181,600	22.00	\$ 3,516.40	\$ 3,694.78	5.07%
MGS-S Customer 7372	1	52.60	232.72	124,661	-	\$ 1,828.14	\$ 1,921.52	5.11%
MGS-S Customer 7373	3	57.36	89.44	30,560	-	\$ 1,331.68	\$ 1,398.85	5.04%
MGS-S Customer 7374	1	92.17	430.36	105,148	-	\$ 2,960.85	\$ 3,112.74	5.13%
MGS-S Customer 7375	3	86.56	380.44	142,580	-	\$ 2,838.16	\$ 2,983.34	5.12%
MGS-S Customer 7376	3	62.47	243.31	69,678	-	\$ 2,070.92	\$ 2,176.45	5.10%
MGS-S Customer 7377	3	79.20	721.12	321,280	-	\$ 4,371.25	\$ 4,596.14	5.14%
MGS-S Customer 7378	3	467.76	1,622.64	971,760	-	\$ 10,692.78	\$ 11,242.83	5.14%
MGS-S Customer 7379	3	58.14	279.58	159,751	-	\$ 2,214.46	\$ 2,327.48	5.10%
MGS-S Customer 7380	1	54.66	254.16	68,643	-	\$ 1,938.62	\$ 2,037.73	5.11%
MGS-S Customer 7381	1	20.79	179.88	60,717	-	\$ 1,407.47	\$ 1,479.26	5.10%
MGS-S Customer 7382	3	43.00	135.75	55,329	-	\$ 1,465.94	\$ 1,540.20	5.07%
MGS-S Customer 7383	1	88.63	77.01	25,244	-	\$ 1,308.72	\$ 1,374.82	5.05%
MGS-S Customer 7384	3	35.17	131.92	46,448	-	\$ 1,404.78	\$ 1,475.93	5.06%
MGS-S Customer 7385	1	31.68	134.96	13,200	-	\$ 1,260.38	\$ 1,324.44	5.08%
MGS-S Customer 7386	3	40.25	195.23	68,866	-	\$ 1,725.47	\$ 1,813.24	5.09%
MGS-S Customer 7387	3	676.24	2,384.64	1,467,440	587.48	\$ 16,369.00	\$ 17,160.31	4.83%
MGS-S Customer 7388	1	-	120.64	33,657	-	\$ 1,018.40	\$ 1,070.15	5.08%
MGS-S Customer 7389	3	14.98	101.23	43,731	-	\$ 1,150.94	\$ 1,209.07	5.05%
MGS-S Customer 7390	3	73.84	270.24	99,840	184.52	\$ 2,572.12	\$ 2,687.30	4.48%
MGS-S Customer 7391	3	14.32	153.60	50,995	-	\$ 1,389.23	\$ 1,459.74	5.08%
MGS-S Customer 7392	3	38.60	242.40	78,400	-	\$ 1,934.24	\$ 2,032.86	5.10%
MGS-S Customer 7393	3	20.34	111.86	69,507	-	\$ 1,229.80	\$ 1,291.98	5.06%
MGS-S Customer 7394	3	43.07	128.25	54,433	-	\$ 1,431.67	\$ 1,504.15	5.06%
MGS-S Customer 7395	3	35.95	223.10	107,176	-	\$ 1,830.36	\$ 1,923.61	5.09%
MGS-S Customer 7396	3	48.98	167.14	68,369	-	\$ 1,644.15	\$ 1,727.61	5.08%
MGS-S Customer 7397	3	56.21	171.36	50,407	-	\$ 1,703.77	\$ 1,790.27	5.08%

Internal Use

Customer	Phase	Jul - Aug KW	Sept - Jun KW	Jan - Dec KWH	Jan - Dec KVAR	Distribution 7/22 Prices	Distribution 8/23 Prices	Distribution % Difference
MGS-S Customer 7398	3	54.16	325.72	122,600	-	\$ 2,405.53	\$ 2,528.51	5.11%
MGS-S Customer 7399	3	64.12	290.72	100,960	-	\$ 2,299.11	\$ 2,416.48	5.11%
MGS-S Customer 7400	1	54.96	519.24	180,000	-	\$ 3,164.96	\$ 3,327.76	5.14%
MGS-S Customer 7401	3	103.07	226.16	71,702	-	\$ 2,217.02	\$ 2,329.80	5.09%
MGS-S Customer 7402	3	60.84	317.76	143,520	-	\$ 2,405.83	\$ 2,528.77	5.11%
MGS-S Customer 7403	3	36.68	354.48	72,000	-	\$ 2,441.39	\$ 2,566.38	5.12%
MGS-S Customer 7404	3	122.88	957.96	291,000	-	\$ 5,707.88	\$ 6,001.84	5.15%
MGS-S Customer 7405	1	-	60.55	73,635	-	\$ 740.78	\$ 778.11	5.04%
MGS-S Customer 7406	3	43.04	172.86	64,369	-	\$ 1,637.61	\$ 1,720.78	5.08%
MGS-S Customer 7407	1	76.44	102.04	23,045	-	\$ 1,356.71	\$ 1,425.40	5.06%
MGS-S Customer 7408	1	105.86	133.13	45,258	-	\$ 1,663.62	\$ 1,748.02	5.07%
MGS-S Customer 7409	1	67.20	143.07	8,822	-	\$ 1,494.98	\$ 1,570.94	5.08%
MGS-S Customer 7410	1	32.01	205.14	34,758	-	\$ 1,586.44	\$ 1,667.44	5.11%
MGS-S Customer 7411	3	94.25	404.66	197,818	-	\$ 2,992.74	\$ 3,145.89	5.12%
MGS-S Customer 7412	3	93.12	317.76	181,680	-	\$ 2,584.99	\$ 2,716.96	5.11%
MGS-S Customer 7413	1	60.72	446.40	109,200	-	\$ 2,860.40	\$ 3,007.34	5.14%
MGS-S Customer 7414	1	62.48	235.91	132,831	-	\$ 1,897.71	\$ 1,994.62	5.11%
MGS-S Customer 7415	3	780.48	2,714.88	1,775,520	-	\$ 17,474.53	\$ 18,374.28	5.15%
MGS-S Customer 7416	1	57.17	255.08	116,298	-	\$ 1,956.80	\$ 2,056.83	5.11%
MGS-S Customer 7417	3	10.13	80.69	32,040	-	\$ 1,029.13	\$ 1,080.97	5.04%
MGS-S Customer 7418	3	130.76	612.12	127,240	-	\$ 4,153.83	\$ 4,366.99	5.13%
MGS-S Customer 7419	3	69.41	439.06	184,659	-	\$ 3,013.80	\$ 3,168.25	5.12%
MGS-S Customer 7420	1	28.24	115.19	2,211	-	\$ 1,149.95	\$ 1,208.30	5.07%
MGS-S Customer 7421	1	35.56	120.03	-	-	\$ 1,212.94	\$ 1,274.50	5.08%
MGS-S Customer 7422	1	102.99	260.91	9,102	-	\$ 2,238.04	\$ 2,352.29	5.10%
MGS-S Customer 7423	3	6.82	135.34	66,567	-	\$ 1,263.24	\$ 1,327.27	5.07%
MGS-S Customer 7424	1	42.97	186.53	8,694	-	\$ 1,561.29	\$ 1,640.89	5.10%
MGS-S Customer 7425	1	40.14	267.80	68,419	-	\$ 1,921.05	\$ 2,019.36	5.12%
MGS-S Customer 7426	3	74.07	322.27	159,309	-	\$ 2,500.10	\$ 2,627.82	5.11%
MGS-S Customer 7427	3	99.52	727.84	150,400	31.68	\$ 4,568.93	\$ 4,801.12	5.08%
MGS-S Customer 7428	1	41.04	202.27	32,778	-	\$ 1,623.30	\$ 1,706.14	5.10%
MGS-S Customer 7429	3	148.40	1,120.20	372,400	10.50	\$ 6,616.91	\$ 6,956.95	5.14%
MGS-S Customer 7430	3	32.42	211.19	57,214	-	\$ 1,755.75	\$ 1,845.15	5.09%
MGS-S Customer 7431	3	87.52	339.52	153,600	-	\$ 2,654.44	\$ 2,790.07	5.11%
MGS-S Customer 7432	3	54.24	266.89	101,623	-	\$ 2,134.18	\$ 2,243.06	5.10%
MGS-S Customer 7433	1	49.52	246.16	86,345	-	\$ 1,873.14	\$ 1,968.88	5.11%
MGS-S Customer 7434	3	54.15	169.51	46,601	-	\$ 1,683.79	\$ 1,769.27	5.08%
MGS-S Customer 7435	3	60.24	223.60	102,560	-	\$ 1,967.48	\$ 2,067.66	5.09%
MGS-S Customer 7436	3	56.26	202.28	73,817	-	\$ 1,846.90	\$ 1,940.84	5.09%
MGS-S Customer 7437	3	4.38	201.04	49,180	-	\$ 1,553.23	\$ 1,632.35	5.09%

Internal Use

Customer	Phase	Jul - Aug KW	Sept - Jun KW	Jan - Dec KWH	Jan - Dec KVAR	Distribution 7/22 Prices	Distribution 8/23 Prices	Distribution % Difference
MGS-S Customer 7438	1	82.15	353.40	173,878	-	\$ 2,549.68	\$ 2,680.30	5.12%
MGS-S Customer 7439	3	30.32	101.26	40,808	-	\$ 1,236.22	\$ 1,298.65	5.05%
MGS-S Customer 7440	3	421.28	1,496.80	811,040	-	\$ 9,853.44	\$ 10,360.27	5.14%
MGS-S Customer 7441	3	40.96	385.20	8,800	73.72	\$ 2,732.40	\$ 2,865.95	4.89%
MGS-S Customer 7442	3	9.68	121.24	43,880	-	\$ 1,213.97	\$ 1,275.42	5.06%
MGS-S Customer 7443	3	195.56	694.56	537,080	0.16	\$ 4,894.62	\$ 5,145.71	5.13%
MGS-S Customer 7444	1	-	136.00	52,835	-	\$ 1,089.36	\$ 1,144.80	5.09%
MGS-S Customer 7445	3	60.85	239.10	56,053	-	\$ 2,042.48	\$ 2,146.54	5.09%
MGS-S Customer 7446	3	307.04	1,225.20	460,480	62.60	\$ 8,071.04	\$ 8,480.70	5.08%
MGS-S Customer 7447	3	75.04	376.84	130,840	-	\$ 2,757.59	\$ 2,898.69	5.12%
MGS-S Customer 7448	3	241.60	1,285.20	126,440	-	\$ 7,878.62	\$ 8,284.36	5.15%
MGS-S Customer 7449	1	43.38	165.70	46,103	-	\$ 1,467.33	\$ 1,542.05	5.09%
MGS-S Customer 7450	3	25.60	148.80	37,120	83.68	\$ 1,571.91	\$ 1,644.43	4.61%
MGS-S Customer 7451	3	42.42	160.19	75,508	-	\$ 1,575.63	\$ 1,655.59	5.07%
MGS-S Customer 7452	3	205.52	725.12	329,600	-	\$ 5,090.81	\$ 5,352.02	5.13%
MGS-S Customer 7453	1	27.64	172.93	105,648	-	\$ 1,413.38	\$ 1,485.42	5.10%
MGS-S Customer 7454	3	131.20	495.84	206,880	-	\$ 3,619.06	\$ 3,804.44	5.12%
MGS-S Customer 7455	1	20.45	151.30	78,971	-	\$ 1,273.54	\$ 1,338.38	5.09%
MGS-S Customer 7456	3	8.65	72.71	26,732	-	\$ 984.05	\$ 1,033.56	5.03%
MGS-S Customer 7457	3	77.35	302.00	159,859	-	\$ 2,424.65	\$ 2,548.43	5.11%
MGS-S Customer 7458	3	37.12	200.04	72,080	-	\$ 1,730.32	\$ 1,818.36	5.09%
MGS-S Customer 7459	3	47.52	372.96	144,480	-	\$ 2,586.93	\$ 2,719.39	5.12%
MGS-S Customer 7460	3	462.00	1,729.92	932,160	272.76	\$ 11,620.14	\$ 12,194.32	4.94%
MGS-S Customer 7461	3	138.94	655.46	230,926	-	\$ 4,399.46	\$ 4,625.32	5.13%
MGS-S Customer 7462	3	62.44	331.36	167,960	361.30	\$ 3,091.76	\$ 3,218.40	4.10%
MGS-S Customer 7463	1	77.92	315.68	133,040	-	\$ 2,351.94	\$ 2,472.32	5.12%
MGS-S Customer 7464	3	219.12	999.76	523,600	-	\$ 6,435.13	\$ 6,766.06	5.14%
MGS-S Customer 7465	1	45.76	165.75	75,671	-	\$ 1,480.77	\$ 1,556.17	5.09%
MGS-S Customer 7466	3	81.36	382.17	200,975	-	\$ 2,817.29	\$ 2,961.44	5.12%
MGS-S Customer 7467	3	73.27	389.38	176,804	-	\$ 2,805.70	\$ 2,949.31	5.12%
MGS-S Customer 7468	3	57.43	259.05	89,001	-	\$ 2,115.67	\$ 2,223.56	5.10%
MGS-S Customer 7469	1	85.48	422.13	211,615	-	\$ 2,885.69	\$ 3,033.74	5.13%
MGS-S Customer 7470	3	65.81	263.48	146,665	-	\$ 2,182.64	\$ 2,293.95	5.10%
MGS-S Customer 7471	3	49.44	138.16	22,640	-	\$ 1,512.81	\$ 1,589.45	5.07%
MGS-S Customer 7472	3	99.32	428.82	35,700	-	\$ 3,132.49	\$ 3,292.86	5.12%
MGS-S Customer 7473	3	40.61	183.96	92,117	-	\$ 1,675.40	\$ 1,760.56	5.08%
MGS-S Customer 7474	3	108.04	470.00	180,200	4.94	\$ 3,379.54	\$ 3,552.23	5.11%
MGS-S Customer 7475	3	262.32	966.60	474,960	-	\$ 6,521.69	\$ 6,856.76	5.14%
MGS-S Customer 7476	3	178.00	593.84	306,800	3.92	\$ 4,338.22	\$ 4,560.23	5.12%
MGS-S Customer 7477	3	69.68	569.84	217,738	-	\$ 3,619.50	\$ 3,805.42	5.14%

Internal Use

Customer	Phase	Jul - Aug KW	Sept - Jun KW	Jan - Dec KWH	Jan - Dec KVAR	Distribution 7/22 Prices	Distribution 8/23 Prices	Distribution % Difference
MGS-S Customer 7478	1	16.87	88.71	31,789	-	\$ 964.51	\$ 1,013.32	5.06%
MGS-S Customer 7479	1	76.20	116.84	37,760	-	\$ 1,423.75	\$ 1,495.93	5.07%
MGS-S Customer 7480	3	20.84	127.76	57,885	-	\$ 1,306.03	\$ 1,372.17	5.06%
MGS-S Customer 7481	3	184.48	887.52	439,600	-	\$ 5,724.33	\$ 6,018.63	5.14%
MGS-S Customer 7482	3	98.32	651.20	264,960	-	\$ 4,154.34	\$ 4,367.80	5.14%
MGS-S Customer 7483	1	35.84	185.59	77,628	-	\$ 1,517.38	\$ 1,594.75	5.10%
MGS-S Customer 7484	3	102.56	446.80	207,840	-	\$ 3,233.54	\$ 3,399.13	5.12%
MGS-S Customer 7485	1	71.64	262.12	104,818	-	\$ 2,069.64	\$ 2,175.40	5.11%
MGS-S Customer 7486	3	62.00	287.84	112,000	-	\$ 2,274.04	\$ 2,390.12	5.10%
MGS-S Customer 7487	3	51.00	238.40	131,000	-	\$ 1,984.58	\$ 2,085.71	5.10%
MGS-S Customer 7488	3	49.90	182.13	51,272	-	\$ 1,718.51	\$ 1,805.83	5.08%
MGS-S Customer 7489	3	175.20	757.68	396,640	-	\$ 5,072.96	\$ 5,333.50	5.14%
MGS-S Customer 7490	1	16.14	78.00	28,271	-	\$ 910.98	\$ 957.02	5.05%
MGS-S Customer 7491	3	38.19	209.02	109,212	-	\$ 1,777.75	\$ 1,868.24	5.09%
MGS-S Customer 7492	3	234.40	895.00	446,000	-	\$ 6,035.94	\$ 6,346.01	5.14%
MGS-S Customer 7493	3	58.08	208.64	56,000	-	\$ 1,886.38	\$ 1,982.36	5.09%
MGS-S Customer 7494	3	186.56	762.40	335,360	-	\$ 5,157.82	\$ 5,422.67	5.13%
MGS-S Customer 7495	3	289.30	856.20	233,600	-	\$ 6,161.38	\$ 6,477.51	5.13%
MGS-S Customer 7496	3	55.11	242.07	108,483	-	\$ 2,024.34	\$ 2,127.51	5.10%
MGS-S Customer 7497	3	115.28	520.16	121,760	15.48	\$ 3,669.38	\$ 3,856.14	5.09%
MGS-S Customer 7498	3	106.01	517.70	136,583	-	\$ 3,580.25	\$ 3,763.82	5.13%
MGS-S Customer 7499	1	49.28	220.62	81,202	-	\$ 1,753.81	\$ 1,843.36	5.11%
MGS-S Customer 7500	3	75.88	401.88	200,240	-	\$ 2,877.94	\$ 3,025.28	5.12%
MGS-S Customer 7501	1	59.02	255.37	77,345	-	\$ 1,968.41	\$ 2,069.02	5.11%
MGS-S Customer 7502	3	177.04	786.64	108,400	-	\$ 5,216.97	\$ 5,484.97	5.14%
MGS-S Customer 7503	1	50.51	252.29	58,811	-	\$ 1,906.95	\$ 2,004.44	5.11%
MGS-S Customer 7504	3	67.48	173.39	76,079	-	\$ 1,775.70	\$ 1,865.84	5.08%
MGS-S Customer 7505	3	75.84	331.72	198,600	-	\$ 2,553.58	\$ 2,684.07	5.11%
MGS-S Customer 7506	3	50.48	217.21	69,071	-	\$ 1,883.79	\$ 1,979.70	5.09%
MGS-S Customer 7507	1	47.54	56.05	24,134	-	\$ 983.84	\$ 1,033.40	5.04%
MGS-S Customer 7508	3	82.44	314.64	153,720	-	\$ 2,511.30	\$ 2,639.54	5.11%
MGS-S Customer 7509	1	44.20	196.89	94,040	-	\$ 1,615.98	\$ 1,698.41	5.10%
MGS-S Customer 7510	3	80.72	437.32	213,240	-	\$ 3,068.53	\$ 3,225.73	5.12%
MGS-S Customer 7511	1	42.67	148.46	56,530	-	\$ 1,383.74	\$ 1,454.12	5.09%
MGS-S Customer 7512	3	56.95	197.13	57,398	-	\$ 1,826.93	\$ 1,919.83	5.09%
MGS-S Customer 7513	3	308.40	896.04	374,400	-	\$ 6,451.44	\$ 6,782.49	5.13%
MGS-S Customer 7514	3	155.84	778.80	69,360	1,458.68	\$ 7,542.84	\$ 7,803.03	3.45%
MGS-S Customer 7515	1	43.68	178.11	60,559	-	\$ 1,526.33	\$ 1,604.11	5.10%
MGS-S Customer 7516	3	15.93	140.55	83,428	-	\$ 1,337.87	\$ 1,405.70	5.07%
MGS-S Customer 7517	3	95.12	473.48	243,960	-	\$ 3,315.51	\$ 3,485.42	5.12%

Internal Use

Customer	Phase	Jul - Aug KW	Sept - Jun KW	Jan - Dec KWH	Jan - Dec KVAR	Distribution 7/22 Prices	Distribution 8/23 Prices	Distribution % Difference
MGS-S Customer 7518	3	66.10	248.31	142,284	-	\$ 2,114.17	\$ 2,221.91	5.10%
MGS-S Customer 7519	1	102.88	449.20	265,280	-	\$ 3,107.33	\$ 3,266.74	5.13%
MGS-S Customer 7520	3	29.80	268.92	55,000	-	\$ 2,007.92	\$ 2,110.45	5.11%
MGS-S Customer 7521	3	222.60	698.40	186,560	-	\$ 5,062.16	\$ 5,321.74	5.13%
MGS-S Customer 7522	3	-	110.39	24,263	-	\$ 1,110.12	\$ 1,166.26	5.06%
MGS-S Customer 7523	1	43.95	178.12	98,202	-	\$ 1,527.88	\$ 1,605.73	5.10%
MGS-S Customer 7524	3	268.56	1,120.56	446,640	-	\$ 7,267.62	\$ 7,641.39	5.14%
MGS-S Customer 7525	3	41.68	253.44	54,560	-	\$ 2,002.34	\$ 2,104.47	5.10%
MGS-S Customer 7526	3	125.44	647.68	219,520	92.32	\$ 4,445.54	\$ 4,665.74	4.95%
MGS-S Customer 7527	1	83.24	119.27	51,661	-	\$ 1,474.05	\$ 1,548.78	5.07%
MGS-S Customer 7528	3	62.72	236.80	138,720	-	\$ 2,042.23	\$ 2,146.27	5.09%
MGS-S Customer 7529	3	53.16	256.92	101,960	-	\$ 2,082.13	\$ 2,188.31	5.10%
MGS-S Customer 7530	3	28.32	184.72	35,240	-	\$ 1,610.70	\$ 1,692.60	5.08%
MGS-S Customer 7531	3	1.21	94.09	18,448	-	\$ 1,041.53	\$ 1,094.09	5.05%
MGS-S Customer 7532	3	83.60	391.00	255,160	-	\$ 2,870.52	\$ 3,017.41	5.12%
MGS-S Customer 7533	3	95.44	694.24	288,720	-	\$ 4,337.20	\$ 4,560.18	5.14%
MGS-S Customer 7534	3	219.20	1,294.08	592,800	-	\$ 7,795.33	\$ 8,196.92	5.15%
MGS-S Customer 7535	3	19.04	47.39	17,633	-	\$ 924.73	\$ 971.08	5.01%
MGS-S Customer 7536	1	37.56	166.17	85,128	-	\$ 1,437.20	\$ 1,510.40	5.09%
MGS-S Customer 7537	3	61.02	316.14	57,979	-	\$ 2,399.35	\$ 2,521.95	5.11%
MGS-S Customer 7538	3	95.36	275.04	66,880	-	\$ 2,400.05	\$ 2,522.40	5.10%
MGS-S Customer 7539	1	45.60	144.60	52,440	-	\$ 1,382.17	\$ 1,452.44	5.08%
MGS-S Customer 7540	1	74.99	340.46	128,696	-	\$ 2,450.16	\$ 2,575.67	5.12%
MGS-S Customer 7541	1	73.72	157.00	46,280	-	\$ 1,595.53	\$ 1,676.65	5.08%
MGS-S Customer 7542	1	42.12	169.77	40,541	-	\$ 1,479.14	\$ 1,554.48	5.09%
MGS-S Customer 7543	3	55.51	238.16	77,347	-	\$ 2,008.50	\$ 2,110.84	5.10%
MGS-S Customer 7544	1	45.21	199.53	44,378	-	\$ 1,633.78	\$ 1,717.13	5.10%
MGS-S Customer 7545	1	72.30	195.84	40,234	-	\$ 1,767.09	\$ 1,857.13	5.10%
MGS-S Customer 7546	1	39.84	166.24	38,560	-	\$ 1,450.18	\$ 1,524.03	5.09%
MGS-S Customer 7547	3	82.68	347.35	155,650	-	\$ 2,663.75	\$ 2,799.91	5.11%
MGS-S Customer 7548	1	63.36	271.84	115,405	-	\$ 2,068.59	\$ 2,174.37	5.11%
MGS-S Customer 7549	3	294.64	1,425.36	552,640	446.24	\$ 9,579.14	\$ 10,033.37	4.74%
MGS-S Customer 7550	1	22.67	231.15	64,999	-	\$ 1,654.77	\$ 1,739.40	5.11%
MGS-S Customer 7551	3	388.72	1,697.36	1,024,400	52.08	\$ 10,687.86	\$ 11,233.70	5.11%
MGS-S Customer 7552	3	65.24	442.60	173,720	-	\$ 3,007.01	\$ 3,161.15	5.13%
MGS-S Customer 7553	3	52.16	438.08	111,520	-	\$ 2,913.54	\$ 3,062.92	5.13%
MGS-S Customer 7554	3	46.33	232.60	42,676	-	\$ 1,931.86	\$ 2,030.30	5.10%
MGS-S Customer 7555	3	84.00	435.44	163,120	-	\$ 3,078.05	\$ 3,235.72	5.12%
MGS-S Customer 7556	3	113.92	292.32	78,000	-	\$ 2,582.89	\$ 2,714.59	5.10%
MGS-S Customer 7557	3	288.96	1,063.36	535,520	-	\$ 7,116.57	\$ 7,482.33	5.14%

Internal Use

Customer	Phase	Jul - Aug KW	Sept - Jun KW	Jan - Dec KWH	Jan - Dec KVAR	Distribution 7/22 Prices	Distribution 8/23 Prices	Distribution % Difference
MGS-S Customer 7558	3	25.60	209.46	37,045	-	\$ 1,709.91	\$ 1,796.98	5.09%
MGS-S Customer 7559	3	61.28	286.72	95,080	-	\$ 2,264.87	\$ 2,380.48	5.10%
MGS-S Customer 7560	3	63.80	246.44	74,160	-	\$ 2,092.76	\$ 2,199.41	5.10%
MGS-S Customer 7561	3	220.80	1,020.48	24,000	-	\$ 6,540.18	\$ 6,876.56	5.14%
MGS-S Customer 7562	3	-	22.72	9,280	32.32	\$ 760.03	\$ 795.12	4.62%
MGS-S Customer 7563	3	358.64	1,408.80	536,240	-	\$ 9,099.23	\$ 9,567.40	5.15%
MGS-S Customer 7564	3	271.32	966.84	505,920	-	\$ 6,572.75	\$ 6,910.40	5.14%
MGS-S Customer 7565	3	110.15	571.64	106,952	-	\$ 3,852.43	\$ 4,050.10	5.13%
MGS-S Customer 7566	3	124.88	426.76	23,860	-	\$ 3,264.84	\$ 3,431.86	5.12%
MGS-S Customer 7567	3	75.34	288.04	116,692	-	\$ 2,349.00	\$ 2,468.87	5.10%
MGS-S Customer 7568	1	16.27	100.29	36,260	-	\$ 1,014.68	\$ 1,066.10	5.07%
MGS-S Customer 7569	3	202.96	987.60	593,200	-	\$ 6,289.26	\$ 6,612.75	5.14%
MGS-S Customer 7570	1	33.39	249.59	64,067	-	\$ 1,799.46	\$ 1,891.51	5.12%
MGS-S Customer 7571	3	59.00	358.20	145,000	-	\$ 2,582.45	\$ 2,714.58	5.12%
MGS-S Customer 7572	1	59.81	335.78	129,096	-	\$ 2,344.29	\$ 2,464.42	5.12%
MGS-S Customer 7573	1	57.58	116.17	30,518	-	\$ 1,317.31	\$ 1,384.12	5.07%
MGS-S Customer 7574	1	59.98	223.78	84,342	-	\$ 1,827.79	\$ 1,921.09	5.10%
MGS-S Customer 7575	1	89.64	475.52	89,760	-	\$ 3,155.44	\$ 3,317.47	5.13%
MGS-S Customer 7576	3	60.59	257.53	83,556	-	\$ 2,126.18	\$ 2,234.60	5.10%
MGS-S Customer 7577	1	27.32	259.60	57,720	-	\$ 1,812.02	\$ 1,904.77	5.12%
MGS-S Customer 7578	3	89.68	301.60	97,325	-	\$ 2,491.24	\$ 2,618.37	5.10%
MGS-S Customer 7579	1	-	24.45	10,444	-	\$ 574.00	\$ 602.67	4.99%
MGS-S Customer 7580	3	75.21	315.68	49,453	-	\$ 2,475.98	\$ 2,602.44	5.11%
MGS-S Customer 7581	3	46.43	231.49	89,332	-	\$ 1,927.29	\$ 2,025.49	5.10%
MGS-S Customer 7582	1	107.42	447.15	245,877	-	\$ 3,123.05	\$ 3,283.25	5.13%
MGS-S Customer 7583	3	199.08	1,383.72	623,520	-	\$ 8,097.80	\$ 8,515.28	5.16%
MGS-S Customer 7584	3	35.67	145.08	51,410	-	\$ 1,468.36	\$ 1,542.80	5.07%
MGS-S Customer 7585	3	-	10.83	2,137	-	\$ 650.15	\$ 682.39	4.96%
MGS-S Customer 7586	3	140.80	683.80	128,200	26.00	\$ 4,584.92	\$ 4,818.09	5.09%
MGS-S Customer 7587	3	241.44	841.44	350,960	-	\$ 5,827.56	\$ 6,126.75	5.13%
MGS-S Customer 7588	1	34.06	203.05	69,739	-	\$ 1,588.16	\$ 1,669.23	5.10%
MGS-S Customer 7589	3	-	-	68,660	-	\$ 600.12	\$ 629.76	4.94%
MGS-S Customer 7590	3	127.84	433.92	211,760	-	\$ 3,314.34	\$ 3,483.92	5.12%
MGS-S Customer 7591	1	49.32	188.12	83,520	-	\$ 1,603.88	\$ 1,685.64	5.10%
MGS-S Customer 7592	3	121.56	528.36	350,048	-	\$ 3,715.80	\$ 3,906.28	5.13%
MGS-S Customer 7593	1	106.72	203.04	68,880	-	\$ 1,991.38	\$ 2,092.79	5.09%
MGS-S Customer 7594	1	35.12	151.84	61,440	-	\$ 1,357.46	\$ 1,426.53	5.09%
MGS-S Customer 7595	3	79.04	278.56	145,840	-	\$ 2,325.74	\$ 2,444.36	5.10%
MGS-S Customer 7596	1	238.08	737.68	27,920	-	\$ 5,190.47	\$ 5,456.97	5.13%
MGS-S Customer 7597	1	42.87	172.01	46,046	-	\$ 1,493.65	\$ 1,569.74	5.09%

Internal Use

Customer	Phase	Jul - Aug KW	Sept - Jun KW	Jan - Dec KWH	Jan - Dec KVAR	Distribution 7/22 Prices	Distribution 8/23 Prices	Distribution % Difference
MGS-S Customer 7598	1	15.04	106.17	34,656	-	\$ 1,035.02	\$ 1,087.51	5.07%
MGS-S Customer 7599	3	243.28	1,595.92	337,040	-	\$ 9,323.47	\$ 9,804.25	5.16%
MGS-S Customer 7600	3	666.48	2,447.76	1,086,240	-	\$ 15,607.74	\$ 16,411.45	5.15%
MGS-S Customer 7601	3	42.72	219.20	104,000	-	\$ 1,849.92	\$ 1,944.13	5.09%
MGS-S Customer 7602	1	48.35	203.26	53,444	-	\$ 1,668.44	\$ 1,753.56	5.10%
MGS-S Customer 7603	3	74.05	358.18	54,422	-	\$ 2,665.89	\$ 2,802.23	5.11%
MGS-S Customer 7604	3	23.42	136.22	62,840	-	\$ 1,359.44	\$ 1,428.33	5.07%
MGS-S Customer 7605	3	102.64	512.48	165,589	-	\$ 3,537.43	\$ 3,718.80	5.13%
MGS-S Customer 7606	3	27.52	166.36	31,284	-	\$ 1,521.44	\$ 1,598.71	5.08%
MGS-S Customer 7607	3	161.04	494.54	117,896	-	\$ 3,778.67	\$ 3,972.09	5.12%
MGS-S Customer 7608	3	133.18	713.56	202,080	-	\$ 4,635.92	\$ 4,874.10	5.14%
MGS-S Customer 7609	1	43.48	150.08	70,981	-	\$ 1,395.72	\$ 1,466.72	5.09%
MGS-S Customer 7610	3	133.17	371.57	60,537	-	\$ 3,055.87	\$ 3,211.97	5.11%
MGS-S Customer 7611	3	62.20	246.28	141,800	-	\$ 2,083.14	\$ 2,189.31	5.10%
MGS-S Customer 7612	3	43.18	64.93	12,105	-	\$ 1,139.75	\$ 1,197.06	5.03%
MGS-S Customer 7613	1	98.16	452.88	230,880	-	\$ 3,098.13	\$ 3,257.11	5.13%
MGS-S Customer 7614	3	33.61	132.81	57,287	-	\$ 1,400.24	\$ 1,471.16	5.06%
MGS-S Customer 7615	1	101.76	552.08	121,920	-	\$ 3,576.42	\$ 3,760.21	5.14%
MGS-S Customer 7616	3	110.52	600.40	131,120	-	\$ 3,987.35	\$ 4,192.04	5.13%
MGS-S Customer 7617	3	72.95	314.86	72,559	-	\$ 2,459.65	\$ 2,585.28	5.11%
MGS-S Customer 7618	1	56.89	147.70	10,158	-	\$ 1,459.15	\$ 1,533.33	5.08%
MGS-S Customer 7619	1	-	33.08	42,448	-	\$ 613.87	\$ 644.61	5.01%
MGS-S Customer 7620	3	55.40	216.28	95,040	-	\$ 1,906.80	\$ 2,003.86	5.09%
MGS-S Customer 7621	1	43.55	204.91	74,718	-	\$ 1,649.43	\$ 1,733.60	5.10%
MGS-S Customer 7622	3	61.32	320.17	101,486	-	\$ 2,419.63	\$ 2,543.28	5.11%
MGS-S Customer 7623	3	47.83	154.69	43,662	-	\$ 1,580.24	\$ 1,660.40	5.07%
MGS-S Customer 7624	1	49.84	173.84	76,480	-	\$ 1,540.79	\$ 1,619.27	5.09%
MGS-S Customer 7625	1	44.63	234.35	44,809	-	\$ 1,791.43	\$ 1,882.97	5.11%
MGS-S Customer 7626	1	40.51	313.75	89,469	-	\$ 2,135.40	\$ 2,244.84	5.13%
MGS-S Customer 7627	1	48.10	185.36	74,770	-	\$ 1,584.36	\$ 1,665.11	5.10%
MGS-S Customer 7628	1	39.77	220.78	85,502	-	\$ 1,701.77	\$ 1,788.69	5.11%
MGS-S Customer 7629	3	73.56	360.34	144,833	-	\$ 2,673.15	\$ 2,809.87	5.11%
MGS-S Customer 7630	1	20.58	149.48	56,513	-	\$ 1,265.86	\$ 1,330.29	5.09%
MGS-S Customer 7631	3	42.13	124.49	31,801	-	\$ 1,409.09	\$ 1,480.40	5.06%
MGS-S Customer 7632	1	59.24	291.25	241,541	-	\$ 2,135.40	\$ 2,244.68	5.12%
MGS-S Customer 7633	3	81.99	386.36	154,428	-	\$ 2,840.15	\$ 2,985.47	5.12%
MGS-S Customer 7634	1	36.24	249.04	61,200	-	\$ 1,812.74	\$ 1,905.45	5.11%
MGS-S Customer 7635	1	69.82	252.36	158,044	-	\$ 2,014.44	\$ 2,117.36	5.11%
MGS-S Customer 7636	3	72.72	446.08	128,280	-	\$ 3,064.61	\$ 3,221.67	5.12%
MGS-S Customer 7637	1	102.08	158.32	90,880	-	\$ 1,759.02	\$ 1,848.40	5.08%

Internal Use

Customer	Phase	Jul - Aug KW	Sept - Jun KW	Jan - Dec KWH	Jan - Dec KVAR	Distribution 7/22 Prices	Distribution 8/23 Prices	Distribution % Difference
MGS-S Customer 7638	1	35.52	138.68	55,686	-	\$ 1,298.88	\$ 1,364.91	5.08%
MGS-S Customer 7639	1	32.19	217.86	63,950	-	\$ 1,646.21	\$ 1,730.31	5.11%
MGS-S Customer 7640	1	68.96	104.08	56,339	-	\$ 1,324.62	\$ 1,391.71	5.06%
MGS-S Customer 7641	3	65.68	361.84	103,080	-	\$ 2,636.34	\$ 2,771.22	5.12%
MGS-S Customer 7642	3	123.20	415.36	152,560	-	\$ 3,202.84	\$ 3,366.67	5.12%
MGS-S Customer 7643	3	54.12	360.84	138,960	-	\$ 2,567.57	\$ 2,698.96	5.12%
MGS-S Customer 7644	3	39.62	139.92	60,519	-	\$ 1,466.44	\$ 1,540.76	5.07%
MGS-S Customer 7645	3	141.84	649.44	39,440	-	\$ 4,387.74	\$ 4,612.97	5.13%
MGS-S Customer 7646	3	86.07	399.53	189,355	-	\$ 2,923.64	\$ 3,073.26	5.12%
MGS-S Customer 7647	3	185.96	609.28	279,760	-	\$ 4,447.07	\$ 4,675.01	5.13%
MGS-S Customer 7648	1	62.32	268.96	46,560	-	\$ 2,049.51	\$ 2,154.31	5.11%
MGS-S Customer 7649	3	119.12	438.08	202,960	-	\$ 3,285.17	\$ 3,453.30	5.12%
MGS-S Customer 7650	3	92.46	277.46	147,265	-	\$ 2,395.14	\$ 2,517.26	5.10%
MGS-S Customer 7651	3	79.35	335.27	100,670	-	\$ 2,589.46	\$ 2,721.78	5.11%
MGS-S Customer 7652	3	36.80	221.41	98,485	-	\$ 1,827.27	\$ 1,920.36	5.09%
MGS-S Customer 7653	1	22.74	110.73	40,821	-	\$ 1,098.82	\$ 1,154.56	5.07%
MGS-S Customer 7654	3	61.70	292.13	107,326	-	\$ 2,292.20	\$ 2,409.22	5.11%
MGS-S Customer 7655	3	73.36	244.16	97,440	-	\$ 2,135.29	\$ 2,244.07	5.09%
MGS-S Customer 7656	1	-	46.85	11,624	-	\$ 677.49	\$ 711.53	5.02%
MGS-S Customer 7657	1	27.63	160.18	59,242	-	\$ 1,354.42	\$ 1,423.40	5.09%
MGS-S Customer 7658	1	51.74	46.41	18,305	-	\$ 962.61	\$ 1,011.04	5.03%
MGS-S Customer 7659	1	69.73	137.23	50,957	-	\$ 1,482.04	\$ 1,557.30	5.08%
MGS-S Customer 7660	3	43.84	223.44	103,600	-	\$ 1,875.72	\$ 1,971.27	5.09%
MGS-S Customer 7661	3	278.08	1,149.92	568,160	-	\$ 7,456.09	\$ 7,839.58	5.14%
MGS-S Customer 7662	1	42.23	180.79	28,497	-	\$ 1,530.67	\$ 1,608.68	5.10%
MGS-S Customer 7663	1	39.80	74.48	29,720	-	\$ 1,026.03	\$ 1,077.85	5.05%
MGS-S Customer 7664	3	685.12	2,451.68	1,626,400	-	\$ 15,729.30	\$ 16,539.17	5.15%
MGS-S Customer 7665	1	100.00	131.44	47,280	-	\$ 1,623.29	\$ 1,705.64	5.07%
MGS-S Customer 7666	3	63.13	174.17	66,028	-	\$ 1,755.16	\$ 1,844.27	5.08%
MGS-S Customer 7667	3	179.20	619.28	169,040	-	\$ 4,455.75	\$ 4,684.20	5.13%
MGS-S Customer 7668	3	88.32	353.04	83,640	-	\$ 2,721.34	\$ 2,860.44	5.11%
MGS-S Customer 7669	3	53.76	208.19	46,565	-	\$ 1,860.33	\$ 1,954.98	5.09%
MGS-S Customer 7670	1	47.83	176.16	101,431	-	\$ 1,540.36	\$ 1,618.83	5.09%
MGS-S Customer 7671	3	67.29	300.20	60,457	-	\$ 2,360.50	\$ 2,481.03	5.11%
MGS-S Customer 7672	3	184.44	667.44	350,280	-	\$ 4,707.33	\$ 4,948.80	5.13%
MGS-S Customer 7673	3	33.28	190.96	63,920	-	\$ 1,667.06	\$ 1,751.85	5.09%
MGS-S Customer 7674	3	30.16	221.68	76,080	-	\$ 1,791.67	\$ 1,882.96	5.10%
MGS-S Customer 7675	3	154.80	635.64	281,400	-	\$ 4,395.92	\$ 4,621.45	5.13%
MGS-S Customer 7676	3	45.34	149.88	33,127	-	\$ 1,544.20	\$ 1,622.51	5.07%
MGS-S Customer 7677	1	50.07	221.38	99,366	-	\$ 1,761.70	\$ 1,851.65	5.11%

Internal Use

Customer	Phase	Jul - Aug KW	Sept - Jun KW	Jan - Dec KWH	Jan - Dec KVAR	Distribution 7/22 Prices	Distribution 8/23 Prices	Distribution % Difference
MGS-S Customer 7678	3	789.80	3,129.80	2,232,200	-	\$ 19,443.19	\$ 20,445.12	5.15%
MGS-S Customer 7679	1	-	-	76,551	-	\$ 461.04	\$ 483.84	4.95%
MGS-S Customer 7680	3	79.89	299.30	119,008	-	\$ 2,426.28	\$ 2,550.12	5.10%
MGS-S Customer 7681	1	4.20	404.16	9,600	-	\$ 2,351.57	\$ 2,472.54	5.14%
MGS-S Customer 7682	3	54.46	300.96	51,580	-	\$ 2,292.81	\$ 2,409.93	5.11%
MGS-S Customer 7683	3	130.20	524.20	284,560	-	\$ 3,744.53	\$ 3,936.44	5.13%
MGS-S Customer 7684	3	35.55	216.93	148,107	-	\$ 1,799.64	\$ 1,891.30	5.09%
MGS-S Customer 7685	3	56.38	276.26	83,663	-	\$ 2,189.35	\$ 2,301.08	5.10%
MGS-S Customer 7686	3	31.40	191.36	65,494	-	\$ 1,658.47	\$ 1,742.83	5.09%
MGS-S Customer 7687	3	100.52	1,079.56	488,440	-	\$ 6,145.57	\$ 6,462.45	5.16%
MGS-S Customer 7688	1	-	41.57	83,019	-	\$ 653.09	\$ 685.87	5.02%
MGS-S Customer 7689	3	183.12	850.88	388,640	-	\$ 5,547.50	\$ 5,832.63	5.14%
MGS-S Customer 7690	1	14.07	94.47	43,856	-	\$ 975.58	\$ 1,024.99	5.06%
MGS-S Customer 7691	1	33.48	164.70	78,680	-	\$ 1,407.77	\$ 1,479.47	5.09%
MGS-S Customer 7692	1	66.46	329.04	129,147	-	\$ 2,350.06	\$ 2,470.44	5.12%
MGS-S Customer 7693	1	205.28	771.76	427,440	-	\$ 5,165.88	\$ 5,431.38	5.14%
MGS-S Customer 7694	3	192.32	436.96	147,120	-	\$ 3,686.25	\$ 3,874.61	5.11%
MGS-S Customer 7695	3	101.84	236.40	57,880	-	\$ 2,257.50	\$ 2,372.39	5.09%
MGS-S Customer 7696	3	58.56	348.29	193,140	-	\$ 2,534.23	\$ 2,663.85	5.11%
MGS-S Customer 7697	3	21.12	166.19	51,458	-	\$ 1,485.13	\$ 1,560.57	5.08%
MGS-S Customer 7698	3	172.44	634.00	223,960	-	\$ 4,486.24	\$ 4,716.33	5.13%
MGS-S Customer 7699	3	147.61	554.31	185,313	-	\$ 3,980.27	\$ 4,184.27	5.13%
MGS-S Customer 7700	3	49.55	177.72	83,944	-	\$ 1,696.19	\$ 1,782.36	5.08%
MGS-S Customer 7701	1	46.28	101.96	32,480	-	\$ 1,188.95	\$ 1,249.18	5.07%
MGS-S Customer 7702	3	196.92	778.32	412,440	-	\$ 5,288.86	\$ 5,560.44	5.13%
MGS-S Customer 7703	1	77.19	131.30	42,931	-	\$ 1,496.05	\$ 1,571.98	5.08%
MGS-S Customer 7704	1	45.83	233.44	79,216	-	\$ 1,793.89	\$ 1,885.55	5.11%
MGS-S Customer 7705	1	29.01	197.63	63,532	-	\$ 1,535.10	\$ 1,613.45	5.10%
MGS-S Customer 7706	3	33.36	124.72	47,040	-	\$ 1,361.47	\$ 1,430.39	5.06%
MGS-S Customer 7707	3	53.23	213.34	101,596	-	\$ 1,881.18	\$ 1,976.92	5.09%
MGS-S Customer 7708	1	60.25	68.64	31,620	-	\$ 1,112.54	\$ 1,168.69	5.05%
MGS-S Customer 7709	3	168.80	619.44	290,400	-	\$ 4,398.77	\$ 4,624.34	5.13%
MGS-S Customer 7710	3	21.98	79.09	30,547	-	\$ 1,087.50	\$ 1,142.28	5.04%
MGS-S Customer 7711	3	14.63	85.24	30,828	-	\$ 1,075.13	\$ 1,129.32	5.04%
MGS-S Customer 7712	3	53.17	80.28	21,719	-	\$ 1,266.11	\$ 1,329.90	5.04%
MGS-S Customer 7713	3	91.27	376.04	139,368	-	\$ 2,843.97	\$ 2,989.42	5.11%
MGS-S Customer 7714	3	83.19	273.67	95,388	-	\$ 2,326.18	\$ 2,444.79	5.10%
MGS-S Customer 7715	3	45.76	200.88	68,080	-	\$ 1,782.15	\$ 1,872.82	5.09%
MGS-S Customer 7716	3	50.91	100.95	68,324	-	\$ 1,349.06	\$ 1,417.18	5.05%
MGS-S Customer 7717	1	-	53.84	11,240	-	\$ 709.78	\$ 745.50	5.03%

Internal Use

Customer	Phase	Jul - Aug KW	Sept - Jun KW	Jan - Dec KWH	Jan - Dec KVAR	Distribution 7/22 Prices	Distribution 8/23 Prices	Distribution % Difference
MGS-S Customer 7718	1	64.04	144.76	41,120	-	\$ 1,485.25	\$ 1,560.73	5.08%
MGS-S Customer 7719	3	-	118.24	29,600	-	\$ 1,146.39	\$ 1,204.41	5.06%
MGS-S Customer 7720	3	49.44	496.00	136,000	-	\$ 3,166.03	\$ 3,328.56	5.13%
MGS-S Customer 7721	1	-	25.64	2,600	-	\$ 579.50	\$ 608.45	5.00%
MGS-S Customer 7722	3	68.40	209.19	106,662	-	\$ 1,946.20	\$ 2,045.20	5.09%
MGS-S Customer 7723	3	101.10	246.05	16,746	-	\$ 2,297.98	\$ 2,414.98	5.09%
MGS-S Customer 7724	3	43.84	171.87	52,437	-	\$ 1,637.47	\$ 1,720.64	5.08%
MGS-S Customer 7725	3	224.64	1,033.68	564,480	-	\$ 6,622.47	\$ 6,963.10	5.14%
MGS-S Customer 7726	3	52.94	378.19	67,832	-	\$ 2,641.17	\$ 2,776.40	5.12%
MGS-S Customer 7727	3	47.38	252.25	107,674	-	\$ 2,028.47	\$ 2,131.92	5.10%
MGS-S Customer 7728	3	31.20	183.52	82,640	-	\$ 1,621.14	\$ 1,703.56	5.08%
MGS-S Customer 7729	1	71.36	302.46	186,787	-	\$ 2,254.45	\$ 2,369.82	5.12%
MGS-S Customer 7730	3	42.90	175.52	48,630	-	\$ 1,649.12	\$ 1,732.89	5.08%
MGS-S Customer 7731	3	168.52	874.92	299,720	62.08	\$ 5,683.07	\$ 5,969.88	5.05%
MGS-S Customer 7732	3	42.80	145.32	70,160	-	\$ 1,509.04	\$ 1,585.54	5.07%
MGS-S Customer 7733	3	53.92	267.44	123,400	-	\$ 2,134.95	\$ 2,243.87	5.10%
MGS-S Customer 7734	3	711.12	2,811.36	1,647,360	-	\$ 17,535.32	\$ 18,438.80	5.15%
MGS-S Customer 7735	3	59.34	268.75	137,608	-	\$ 2,171.08	\$ 2,281.84	5.10%
MGS-S Customer 7736	3	79.64	293.48	137,720	-	\$ 2,398.00	\$ 2,520.37	5.10%
MGS-S Customer 7737	1	59.84	330.80	111,040	-	\$ 2,321.45	\$ 2,440.40	5.12%
MGS-S Customer 7738	1	89.13	317.45	165,918	-	\$ 2,422.33	\$ 2,546.27	5.12%
MGS-S Customer 7739	3	30.96	129.02	44,430	-	\$ 1,368.02	\$ 1,437.29	5.06%
MGS-S Customer 7740	3	99.22	407.68	101,020	-	\$ 3,034.27	\$ 3,189.54	5.12%
MGS-S Customer 7741	3	81.28	398.64	226,240	-	\$ 2,892.94	\$ 3,041.01	5.12%
MGS-S Customer 7742	3	137.36	428.64	131,280	-	\$ 3,342.78	\$ 3,513.76	5.11%
MGS-S Customer 7743	3	170.88	1,033.28	475,840	-	\$ 6,322.26	\$ 6,647.73	5.15%
MGS-S Customer 7744	3	73.37	293.75	93,552	-	\$ 2,364.45	\$ 2,485.13	5.10%
MGS-S Customer 7745	3	63.36	485.92	171,120	-	\$ 3,196.72	\$ 3,360.72	5.13%
MGS-S Customer 7746	3	148.27	444.04	208,902	-	\$ 3,474.48	\$ 3,652.21	5.12%
MGS-S Customer 7747	1	72.28	115.56	44,600	-	\$ 1,396.08	\$ 1,466.85	5.07%
MGS-S Customer 7748	3	58.80	219.22	120,943	-	\$ 1,939.26	\$ 2,037.97	5.09%
MGS-S Customer 7749	3	89.28	251.52	100,480	-	\$ 2,257.65	\$ 2,372.65	5.09%
MGS-S Customer 7750	3	97.80	381.88	185,120	-	\$ 2,907.20	\$ 3,055.87	5.11%
MGS-S Customer 7751	3	172.80	895.68	482,400	-	\$ 5,697.20	\$ 5,990.19	5.14%
MGS-S Customer 7752	3	31.37	189.95	52,968	-	\$ 1,651.79	\$ 1,735.80	5.09%
MGS-S Customer 7753	3	-	-	-	-	\$ 600.12	\$ 629.76	4.94%
MGS-S Customer 7754	3	87.84	377.12	172,160	109.44	\$ 3,015.97	\$ 3,160.72	4.80%
MGS-S Customer 7755	1	55.30	197.18	90,622	-	\$ 1,678.93	\$ 1,764.53	5.10%
MGS-S Customer 7756	3	42.12	267.80	54,225	-	\$ 2,071.12	\$ 2,176.83	5.10%
MGS-S Customer 7757	3	98.70	469.21	246,675	-	\$ 3,315.66	\$ 3,485.54	5.12%

Internal Use

Customer	Phase	Jul - Aug KW	Sept - Jun KW	Jan - Dec KWH	Jan - Dec KVAR	Distribution 7/22 Prices	Distribution 8/23 Prices	Distribution % Difference
MGS-S Customer 7758	3	-	38.01	10,304	-	\$ 775.73	\$ 814.49	5.00%
MGS-S Customer 7759	3	81.27	292.56	69,656	-	\$ 2,402.80	\$ 2,525.41	5.10%
MGS-S Customer 7760	3	32.76	141.76	93,850	-	\$ 1,436.87	\$ 1,509.70	5.07%
MGS-S Customer 7761	1	45.15	184.26	85,013	-	\$ 1,562.90	\$ 1,642.57	5.10%
MGS-S Customer 7762	1	67.70	439.49	102,956	-	\$ 2,867.22	\$ 3,014.45	5.13%
MGS-S Customer 7763	1	22.00	194.02	62,997	-	\$ 1,479.51	\$ 1,555.04	5.11%
MGS-S Customer 7764	3	114.72	432.72	233,160	-	\$ 3,235.98	\$ 3,401.60	5.12%
MGS-S Customer 7765	1	42.52	72.13	25,382	-	\$ 1,030.27	\$ 1,082.28	5.05%
MGS-S Customer 7766	3	80.80	501.60	251,480	-	\$ 3,365.95	\$ 3,538.60	5.13%
MGS-S Customer 7767	3	130.62	505.66	222,100	318.78	\$ 4,203.14	\$ 4,390.71	4.46%
MGS-S Customer 7768	3	283.36	1,489.92	174,240	1,336.56	\$ 11,328.35	\$ 11,794.91	4.12%
MGS-S Customer 7769	3	34.84	129.85	54,205	-	\$ 1,393.39	\$ 1,463.95	5.06%
MGS-S Customer 7770	3	45.02	132.41	51,514	-	\$ 1,461.72	\$ 1,535.74	5.06%
MGS-S Customer 7771	3	386.88	2,197.20	1,037,640	278.34	\$ 13,371.55	\$ 14,036.84	4.98%
MGS-S Customer 7772	3	124.80	796.92	269,160	-	\$ 4,974.53	\$ 5,230.38	5.14%
MGS-S Customer 7773	3	147.12	954.96	241,760	-	\$ 5,828.55	\$ 6,128.58	5.15%
MGS-S Customer 7774	3	67.19	219.11	108,387	-	\$ 1,985.31	\$ 2,086.35	5.09%
MGS-S Customer 7775	3	118.20	940.20	258,000	9.00	\$ 5,615.15	\$ 5,903.54	5.14%
MGS-S Customer 7776	3	218.88	1,562.40	745,920	-	\$ 9,033.19	\$ 9,499.09	5.16%
MGS-S Customer 7777	1	51.11	70.06	23,020	-	\$ 1,068.38	\$ 1,122.30	5.05%
MGS-S Customer 7778	3	9.12	46.48	29,200	-	\$ 865.47	\$ 908.82	5.01%
MGS-S Customer 7779	1	74.34	331.46	143,588	-	\$ 2,404.97	\$ 2,528.14	5.12%
MGS-S Customer 7780	1	47.04	223.13	69,728	-	\$ 1,752.97	\$ 1,842.50	5.11%
MGS-S Customer 7781	3	71.48	380.72	50,480	-	\$ 2,755.76	\$ 2,896.79	5.12%
MGS-S Customer 7782	1	40.04	271.52	87,000	-	\$ 1,937.68	\$ 2,036.86	5.12%
MGS-S Customer 7783	3	45.86	199.08	61,754	-	\$ 1,774.39	\$ 1,864.65	5.09%
MGS-S Customer 7784	3	167.52	697.36	131,240	-	\$ 4,751.66	\$ 4,995.57	5.13%
MGS-S Customer 7785	3	23.72	213.04	112,240	-	\$ 1,716.01	\$ 1,803.42	5.09%
MGS-S Customer 7786	1	66.42	295.05	126,239	-	\$ 2,192.80	\$ 2,305.01	5.12%
MGS-S Customer 7787	3	396.24	1,450.68	807,720	128.64	\$ 9,720.08	\$ 10,208.83	5.03%
MGS-S Customer 7788	1	51.59	200.65	48,840	-	\$ 1,674.37	\$ 1,759.77	5.10%
MGS-S Customer 7789	3	134.64	396.40	237,440	-	\$ 3,178.74	\$ 3,341.22	5.11%
MGS-S Customer 7790	3	110.27	469.86	197,025	-	\$ 3,382.87	\$ 3,556.15	5.12%
MGS-S Customer 7791	3	67.92	262.96	93,000	-	\$ 2,191.95	\$ 2,303.72	5.10%
MGS-S Customer 7792	3	23.68	159.56	43,080	-	\$ 1,468.71	\$ 1,543.28	5.08%
MGS-S Customer 7793	3	252.00	1,066.00	567,400	-	\$ 6,923.64	\$ 7,279.68	5.14%
MGS-S Customer 7794	3	41.77	178.12	64,727	-	\$ 1,654.86	\$ 1,738.94	5.08%
MGS-S Customer 7795	1	39.60	165.09	79,349	-	\$ 1,443.54	\$ 1,517.05	5.09%
MGS-S Customer 7796	3	56.20	291.72	135,333	-	\$ 2,259.78	\$ 2,375.17	5.11%
MGS-S Customer 7797	3	85.30	357.80	149,400	-	\$ 2,726.57	\$ 2,865.97	5.11%

Internal Use

Customer	Phase	Jul - Aug KW	Sept - Jun KW	Jan - Dec KWH	Jan - Dec KVAR	Distribution 7/22 Prices	Distribution 8/23 Prices	Distribution % Difference
MGS-S Customer 7798	3	129.89	408.69	253,113	-	\$ 3,209.16	\$ 3,373.25	5.11%
MGS-S Customer 7799	3	191.28	693.52	345,520	-	\$ 4,865.79	\$ 5,115.43	5.13%
MGS-S Customer 7800	1	92.36	405.30	209,012	-	\$ 2,846.12	\$ 2,992.06	5.13%
MGS-S Customer 7801	1	28.76	119.87	43,770	-	\$ 1,174.46	\$ 1,234.08	5.08%
MGS-S Customer 7802	3	257.52	966.08	495,440	-	\$ 6,492.65	\$ 6,826.25	5.14%
MGS-S Customer 7803	3	61.12	506.60	228,120	-	\$ 3,279.83	\$ 3,448.17	5.13%
MGS-S Customer 7804	1	42.41	218.87	61,504	-	\$ 1,707.59	\$ 1,794.80	5.11%
MGS-S Customer 7805	1	83.90	334.92	170,147	-	\$ 2,474.02	\$ 2,600.69	5.12%
MGS-S Customer 7806	3	-	195.36	58,000	-	\$ 1,502.68	\$ 1,579.21	5.09%
MGS-S Customer 7807	3	84.26	266.43	92,976	-	\$ 2,298.67	\$ 2,415.85	5.10%
MGS-S Customer 7808	3	253.12	1,130.32	254,480	-	\$ 7,227.01	\$ 7,598.80	5.14%
MGS-S Customer 7809	3	51.62	178.22	82,837	-	\$ 1,709.99	\$ 1,796.85	5.08%
MGS-S Customer 7810	1	44.94	201.74	101,031	-	\$ 1,642.50	\$ 1,726.30	5.10%
MGS-S Customer 7811	3	99.57	392.60	232,889	-	\$ 2,966.55	\$ 3,118.29	5.12%
MGS-S Customer 7812	3	44.49	180.17	86,668	-	\$ 1,679.42	\$ 1,764.76	5.08%
MGS-S Customer 7813	3	73.35	246.58	102,670	-	\$ 2,146.41	\$ 2,255.77	5.10%
MGS-S Customer 7814	1	19.03	217.51	76,143	-	\$ 1,571.55	\$ 1,651.88	5.11%
MGS-S Customer 7815	3	66.32	342.24	146,160	-	\$ 2,549.34	\$ 2,679.69	5.11%
MGS-S Customer 7816	3	101.51	380.65	162,916	-	\$ 2,922.10	\$ 3,071.52	5.11%
MGS-S Customer 7817	3	71.75	387.61	183,306	-	\$ 2,789.09	\$ 2,931.85	5.12%
MGS-S Customer 7818	1	51.91	245.99	48,389	-	\$ 1,885.61	\$ 1,981.99	5.11%
MGS-S Customer 7819	1	36.14	159.53	62,970	-	\$ 1,398.65	\$ 1,469.85	5.09%
MGS-S Customer 7820	3	39.14	216.85	44,213	-	\$ 1,819.19	\$ 1,911.84	5.09%
MGS-S Customer 7821	3	63.47	305.58	102,542	-	\$ 2,364.16	\$ 2,484.91	5.11%
MGS-S Customer 7822	3	34.21	90.00	29,222	-	\$ 1,205.79	\$ 1,266.60	5.04%
MGS-S Customer 7823	3	48.30	305.02	65,580	-	\$ 2,277.38	\$ 2,393.75	5.11%
MGS-S Customer 7824	1	42.87	161.06	60,408	-	\$ 1,443.07	\$ 1,516.52	5.09%
MGS-S Customer 7825	3	26.60	146.31	44,417	-	\$ 1,423.70	\$ 1,495.90	5.07%
MGS-S Customer 7826	3	62.24	362.64	89,120	10.08	\$ 2,638.08	\$ 2,772.19	5.08%
MGS-S Customer 7827	1	26.67	248.18	116,648	-	\$ 1,755.65	\$ 1,845.48	5.12%
MGS-S Customer 7828	1	36.16	141.72	99,621	-	\$ 1,316.47	\$ 1,383.41	5.08%
MGS-S Customer 7829	1	56.72	152.40	50,400	-	\$ 1,479.92	\$ 1,555.18	5.09%
MGS-S Customer 7830	3	115.52	401.04	188,480	-	\$ 3,094.06	\$ 3,252.30	5.11%
MGS-S Customer 7831	3	82.64	705.04	326,160	-	\$ 4,316.06	\$ 4,538.05	5.14%
MGS-S Customer 7832	3	78.84	252.93	17,014	-	\$ 2,206.22	\$ 2,318.64	5.10%
MGS-S Customer 7833	3	41.55	135.57	65,915	-	\$ 1,457.06	\$ 1,530.87	5.07%
MGS-S Customer 7834	3	34.68	143.84	63,240	-	\$ 1,457.13	\$ 1,531.01	5.07%
MGS-S Customer 7835	3	427.44	2,031.60	1,052,400	-	\$ 12,358.40	\$ 12,995.31	5.15%
MGS-S Customer 7836	1	49.51	157.35	106,620	-	\$ 1,462.78	\$ 1,537.20	5.09%
MGS-S Customer 7837	3	105.56	878.20	407,960	-	\$ 5,267.81	\$ 5,537.77	5.12%

Customer	Phase	Jul - Aug KW	Sept - Jun KW	Jan - Dec KWH	Jan - Dec KVAR	Distribution 7/22 Prices	Distribution 8/23 Prices	Distribution % Difference
MGS-S Customer 7838	3	56.65	284.22	94,788	-	\$ 2,227.62	\$ 2,341.34	5.10%
MGS-S Customer 7839	3	109.55	491.15	263,672	-	\$ 3,477.24	\$ 3,655.43	5.12%
MGS-S Customer 7840	3	51.86	174.67	100,507	-	\$ 1,694.92	\$ 1,781.00	5.08%
MGS-S Customer 7841	3	135.92	427.44	216,680	-	\$ 3,329.25	\$ 3,499.53	5.11%
MGS-S Customer 7842	3	94.34	378.15	144,525	-	\$ 2,870.76	\$ 3,017.57	5.11%
MGS-S Customer 7843	1	-	-	-	-	\$ 461.04	\$ 483.84	4.95%
MGS-S Customer 7844	3	61.18	215.36	124,800	-	\$ 1,934.63	\$ 2,033.09	5.09%
MGS-S Customer 7845	3	30.62	97.06	40,188	-	\$ 1,218.48	\$ 1,279.99	5.05%
MGS-S Customer 7846	3	42.50	211.36	53,807	-	\$ 1,812.48	\$ 1,904.74	5.09%
MGS-S Customer 7847	1	62.75	325.71	267,532	-	\$ 2,314.08	\$ 2,432.62	5.12%
MGS-S Customer 7848	3	57.10	282.20	142,500	-	\$ 2,220.79	\$ 2,334.15	5.10%
MGS-S Customer 7849	3	201.60	1,031.52	398,640	-	\$ 6,484.62	\$ 6,818.28	5.15%
MGS-S Customer 7850	3	90.40	1,084.96	505,280	-	\$ 6,114.36	\$ 6,429.70	5.16%
MGS-S Customer 7851	3	205.56	677.64	343,320	-	\$ 4,871.67	\$ 5,121.51	5.13%
MGS-S Customer 7852	3	494.08	2,412.88	1,458,560	315.40	\$ 15,025.95	\$ 15,773.02	4.97%
MGS-S Customer 7853	1	137.40	670.44	147,240	-	\$ 4,321.04	\$ 4,543.22	5.14%
MGS-S Customer 7854	3	161.20	546.40	188,600	-	\$ 4,019.15	\$ 4,225.06	5.12%
MGS-S Customer 7855	3	42.32	147.68	62,400	-	\$ 1,517.28	\$ 1,594.21	5.07%
MGS-S Customer 7856	1	102.28	377.28	208,000	-	\$ 2,771.73	\$ 2,913.71	5.12%
MGS-S Customer 7857	3	420.96	2,257.20	938,880	-	\$ 13,364.71	\$ 14,053.95	5.16%
MGS-S Customer 7858	3	82.96	507.44	197,920	-	\$ 3,404.92	\$ 3,579.58	5.13%
MGS-S Customer 7859	3	26.75	250.40	88,590	-	\$ 1,905.43	\$ 2,002.66	5.10%
MGS-S Customer 7860	3	32.65	199.46	68,153	-	\$ 1,702.83	\$ 1,789.49	5.09%
MGS-S Customer 7861	1	102.36	154.68	60,880	-	\$ 1,743.76	\$ 1,832.34	5.08%
MGS-S Customer 7862	3	118.80	703.20	338,800	-	\$ 4,508.24	\$ 4,739.92	5.14%
MGS-S Customer 7863	3	52.72	266.44	139,440	-	\$ 2,123.67	\$ 2,232.02	5.10%
MGS-S Customer 7864	3	191.28	770.56	242,880	-	\$ 5,221.71	\$ 5,489.84	5.13%
MGS-S Customer 7865	1	52.15	34.56	24,391	-	\$ 910.14	\$ 955.84	5.02%
MGS-S Customer 7866	3	148.80	680.28	297,480	-	\$ 4,568.85	\$ 4,803.42	5.13%
MGS-S Customer 7867	3	305.68	1,341.00	113,480	-	\$ 8,492.06	\$ 8,929.13	5.15%
MGS-S Customer 7868	3	29.51	110.00	53,394	-	\$ 1,272.10	\$ 1,336.40	5.05%
MGS-S Customer 7869	3	72.08	300.02	127,084	-	\$ 2,386.26	\$ 2,508.08	5.11%
MGS-S Customer 7870	1	50.36	413.09	148,466	-	\$ 2,649.01	\$ 2,785.06	5.14%
MGS-S Customer 7871	1	30.60	306.00	81,323	-	\$ 2,044.59	\$ 2,149.40	5.13%
MGS-S Customer 7872	1	38.40	131.43	39,660	-	\$ 1,281.37	\$ 1,346.46	5.08%
MGS-S Customer 7873	1	40.86	166.98	63,093	-	\$ 1,459.26	\$ 1,533.58	5.09%
MGS-S Customer 7874	3	58.36	277.84	157,080	-	\$ 2,207.64	\$ 2,320.30	5.10%
MGS-S Customer 7875	1	35.78	181.32	70,051	-	\$ 1,497.32	\$ 1,573.65	5.10%
MGS-S Customer 7876	1	70.40	294.12	90,200	-	\$ 2,210.59	\$ 2,323.70	5.12%
MGS-S Customer 7877	3	118.44	329.36	110,600	-	\$ 2,779.11	\$ 2,920.95	5.10%

Internal Use

Customer	Phase	Jul - Aug KW	Sept - Jun KW	Jan - Dec KWH	Jan - Dec KVAR	Distribution 7/22 Prices	Distribution 8/23 Prices	Distribution % Difference
MGS-S Customer 7878	3	19.92	135.48	41,400	10.74	\$ 1,354.85	\$ 1,422.58	5.00%
MGS-S Customer 7879	3	385.92	1,461.12	761,440	3.04	\$ 9,497.52	\$ 9,985.88	5.14%
MGS-S Customer 7880	3	139.77	480.06	222,940	-	\$ 3,593.72	\$ 3,777.71	5.12%
MGS-S Customer 7881	3	41.92	111.19	34,605	-	\$ 1,346.47	\$ 1,414.54	5.06%
MGS-S Customer 7882	1	47.96	192.22	63,549	-	\$ 1,615.27	\$ 1,697.64	5.10%
MGS-S Customer 7883	3	406.00	2,038.80	880,800	-	\$ 12,272.68	\$ 12,905.31	5.15%
MGS-S Customer 7884	1	52.36	268.87	130,493	-	\$ 1,993.82	\$ 2,095.81	5.12%
MGS-S Customer 7885	1	19.86	100.74	72,720	-	\$ 1,036.68	\$ 1,089.22	5.07%
MGS-S Customer 7886	3	41.20	162.08	55,840	-	\$ 1,577.59	\$ 1,657.66	5.08%
MGS-S Customer 7887	1	103.92	458.32	252,080	-	\$ 3,155.23	\$ 3,317.13	5.13%
MGS-S Customer 7888	3	40.46	128.63	43,488	-	\$ 1,418.94	\$ 1,490.78	5.06%
MGS-S Customer 7889	3	41.76	239.92	79,040	-	\$ 1,940.32	\$ 2,039.23	5.10%
MGS-S Customer 7890	1	82.81	350.17	271,958	-	\$ 2,538.42	\$ 2,668.45	5.12%
MGS-S Customer 7891	1	106.07	232.48	80,085	-	\$ 2,123.79	\$ 2,232.08	5.10%
MGS-S Customer 7892	3	52.40	269.83	64,917	-	\$ 2,137.55	\$ 2,246.63	5.10%
MGS-S Customer 7893	1	29.36	47.56	35,040	-	\$ 843.72	\$ 886.15	5.03%
MGS-S Customer 7894	3	118.16	533.52	320,080	-	\$ 3,720.77	\$ 3,911.54	5.13%
MGS-S Customer 7895	3	46.39	134.59	34,098	-	\$ 1,479.39	\$ 1,554.32	5.06%
MGS-S Customer 7896	3	120.60	418.05	183,267	-	\$ 3,200.84	\$ 3,364.58	5.12%
MGS-S Customer 7897	3	40.08	209.52	58,400	-	\$ 1,790.55	\$ 1,881.69	5.09%
MGS-S Customer 7898	3	266.56	1,201.36	698,240	1.24	\$ 7,631.92	\$ 8,024.52	5.14%
MGS-S Customer 7899	3	136.52	518.12	200,680	-	\$ 3,751.52	\$ 3,943.73	5.12%
MGS-S Customer 7900	1	47.85	133.75	56,058	-	\$ 1,344.53	\$ 1,412.83	5.08%
MGS-S Customer 7901	1	39.75	97.40	32,142	-	\$ 1,131.64	\$ 1,188.95	5.06%
MGS-S Customer 7902	3	47.92	191.86	43,546	-	\$ 1,752.47	\$ 1,841.57	5.08%
MGS-S Customer 7903	3	9.79	146.35	61,485	-	\$ 1,330.59	\$ 1,398.10	5.07%
MGS-S Customer 7904	3	60.70	138.56	42,654	-	\$ 1,577.15	\$ 1,657.04	5.07%
MGS-S Customer 7905	3	361.60	1,358.40	844,960	-	\$ 8,882.81	\$ 9,339.71	5.14%
MGS-S Customer 7906	3	214.80	768.72	350,960	-	\$ 5,343.75	\$ 5,618.02	5.13%
MGS-S Customer 7907	3	94.79	480.80	345,886	-	\$ 3,347.50	\$ 3,519.07	5.13%
MGS-S Customer 7908	1	33.17	236.95	42,682	-	\$ 1,739.84	\$ 1,828.80	5.11%
MGS-S Customer 7909	3	40.92	158.44	76,800	126.68	\$ 1,774.57	\$ 1,853.70	4.46%
MGS-S Customer 7910	1	39.71	165.97	60,483	-	\$ 1,448.21	\$ 1,521.96	5.09%
MGS-S Customer 7911	1	42.24	124.72	44,800	-	\$ 1,271.68	\$ 1,336.24	5.08%
MGS-S Customer 7912	3	45.09	116.46	55,709	-	\$ 1,388.41	\$ 1,458.63	5.06%
MGS-S Customer 7913	1	51.38	238.57	36,707	-	\$ 1,848.39	\$ 1,942.84	5.11%
MGS-S Customer 7914	1	57.41	257.76	103,971	-	\$ 1,970.52	\$ 2,071.25	5.11%
MGS-S Customer 7915	1	36.88	196.32	57,354	-	\$ 1,572.72	\$ 1,652.97	5.10%
MGS-S Customer 7916	1	48.48	75.56	20,760	-	\$ 1,079.19	\$ 1,133.70	5.05%
MGS-S Customer 7917	3	28.96	136.80	23,280	-	\$ 1,392.86	\$ 1,463.44	5.07%

Internal Use

Customer	Phase	Jul - Aug KW	Sept - Jun KW	Jan - Dec KWH	Jan - Dec KVAR	Distribution 7/22 Prices	Distribution 8/23 Prices	Distribution % Difference
MGS-S Customer 7918	3	128.84	497.28	233,120	-	\$ 3,612.62	\$ 3,797.68	5.12%
MGS-S Customer 7919	3	35.44	187.20	69,880	-	\$ 1,661.68	\$ 1,746.17	5.08%
MGS-S Customer 7920	1	182.56	171.92	72,080	-	\$ 2,268.52	\$ 2,383.70	5.08%
MGS-S Customer 7921	3	71.68	291.21	113,552	-	\$ 2,343.33	\$ 2,462.94	5.10%
MGS-S Customer 7922	3	94.46	315.61	139,661	-	\$ 2,582.49	\$ 2,714.33	5.11%
MGS-S Customer 7923	1	76.91	328.80	86,813	-	\$ 2,406.95	\$ 2,530.19	5.12%
MGS-S Customer 7924	3	144.45	644.62	406,118	-	\$ 4,379.96	\$ 4,604.76	5.13%
MGS-S Customer 7925	3	42.48	209.12	113,760	-	\$ 1,802.02	\$ 1,893.74	5.09%
MGS-S Customer 7926	1	80.36	326.72	92,324	-	\$ 2,416.48	\$ 2,540.20	5.12%
MGS-S Customer 7927	3	4.32	277.12	26,000	-	\$ 1,904.39	\$ 2,001.75	5.11%
MGS-S Customer 7928	1	-	11.03	2,125	-	\$ 512.00	\$ 537.45	4.97%
MGS-S Customer 7929	3	89.67	411.49	150,215	-	\$ 2,998.87	\$ 3,152.38	5.12%
MGS-S Customer 7930	3	100.12	387.36	170,160	-	\$ 2,945.39	\$ 3,096.03	5.11%
MGS-S Customer 7931	3	98.16	395.36	249,200	-	\$ 2,971.47	\$ 3,123.48	5.12%
MGS-S Customer 7932	3	102.00	614.24	311,440	-	\$ 4,004.01	\$ 4,209.63	5.14%
MGS-S Customer 7933	3	51.23	245.25	75,088	-	\$ 2,017.50	\$ 2,120.35	5.10%
MGS-S Customer 7934	3	68.88	306.08	117,040	-	\$ 2,396.49	\$ 2,518.88	5.11%
MGS-S Customer 7935	3	14.13	78.57	39,343	-	\$ 1,041.53	\$ 1,093.99	5.04%
MGS-S Customer 7936	1	56.54	203.04	74,097	-	\$ 1,712.88	\$ 1,800.24	5.10%
MGS-S Customer 7937	3	79.20	500.72	241,720	-	\$ 3,353.01	\$ 3,525.00	5.13%
MGS-S Customer 7938	3	105.92	885.44	315,920	-	\$ 5,278.71	\$ 5,550.51	5.15%
MGS-S Customer 7939	3	39.47	199.15	53,697	-	\$ 1,739.25	\$ 1,827.74	5.09%
MGS-S Customer 7940	1	39.07	78.35	14,145	-	\$ 1,039.86	\$ 1,092.40	5.05%
MGS-S Customer 7941	3	76.87	336.20	177,099	-	\$ 2,579.99	\$ 2,711.84	5.11%
MGS-S Customer 7942	3	72.66	348.68	67,782	-	\$ 2,614.28	\$ 2,747.95	5.11%
MGS-S Customer 7943	3	83.05	257.28	68,334	-	\$ 2,249.68	\$ 2,364.32	5.10%
MGS-S Customer 7944	3	15.31	60.57	25,681	-	\$ 964.92	\$ 1,013.39	5.02%
MGS-S Customer 7945	1	41.41	121.66	79,852	-	\$ 1,252.93	\$ 1,316.53	5.08%
MGS-S Customer 7946	3	10.44	193.47	57,183	-	\$ 1,551.89	\$ 1,630.89	5.09%
MGS-S Customer 7947	1	83.05	185.33	87,414	-	\$ 1,778.19	\$ 1,868.73	5.09%
MGS-S Customer 7948	3	368.20	1,188.40	714,400	14.50	\$ 8,158.69	\$ 8,576.64	5.12%
MGS-S Customer 7949	3	55.46	245.23	123,972	-	\$ 2,040.89	\$ 2,144.91	5.10%
MGS-S Customer 7950	3	37.84	229.84	71,920	-	\$ 1,871.99	\$ 1,967.39	5.10%
MGS-S Customer 7951	1	50.58	215.26	69,124	-	\$ 1,736.26	\$ 1,824.89	5.10%
MGS-S Customer 7952	1	4.12	45.80	18,000	-	\$ 695.50	\$ 730.45	5.03%
MGS-S Customer 7953	3	603.48	3,178.08	377,040	180.18	\$ 18,938.47	\$ 19,899.82	5.08%
MGS-S Customer 7954	1	36.20	125.08	57,282	-	\$ 1,239.82	\$ 1,302.77	5.08%
MGS-S Customer 7955	1	136.32	642.77	502,339	-	\$ 4,187.21	\$ 4,402.45	5.14%
MGS-S Customer 7956	1	30.72	252.64	105,760	-	\$ 1,798.73	\$ 1,890.77	5.12%
MGS-S Customer 7957	3	113.12	425.84	246,600	-	\$ 3,195.32	\$ 3,358.83	5.12%

Internal Use

Customer	Phase	Jul - Aug KW	Sept - Jun KW	Jan - Dec KWH	Jan - Dec KVAR	Distribution 7/22 Prices	Distribution 8/23 Prices	Distribution % Difference
MGS-S Customer 7958	1	-	24.17	5,236	-	\$ 572.71	\$ 601.31	4.99%
MGS-S Customer 7959	1	54.63	287.98	36,768	-	\$ 2,094.70	\$ 2,201.92	5.12%
MGS-S Customer 7960	1	6.43	148.80	50,371	-	\$ 1,184.18	\$ 1,244.49	5.09%
MGS-S Customer 7961	3	50.64	195.69	37,049	-	\$ 1,785.26	\$ 1,876.04	5.08%
MGS-S Customer 7962	1	33.81	193.38	62,868	-	\$ 1,542.10	\$ 1,620.78	5.10%
MGS-S Customer 7963	3	38.22	179.83	86,173	-	\$ 1,643.06	\$ 1,726.56	5.08%
MGS-S Customer 7964	3	112.00	590.32	206,480	56.32	\$ 4,044.74	\$ 4,247.42	5.01%
MGS-S Customer 7965	3	130.80	1,042.60	539,400	91.00	\$ 6,297.57	\$ 6,614.06	5.03%
MGS-S Customer 7966	1	63.12	95.20	41,280	-	\$ 1,251.18	\$ 1,314.50	5.06%
MGS-S Customer 7967	3	34.44	242.88	64,840	-	\$ 1,913.37	\$ 2,010.94	5.10%
MGS-S Customer 7968	3	53.50	281.61	114,406	-	\$ 2,198.08	\$ 2,310.29	5.10%
MGS-S Customer 7969	3	37.80	242.08	66,520	-	\$ 1,928.32	\$ 2,026.64	5.10%
MGS-S Customer 7970	3	41.36	131.18	37,436	-	\$ 1,435.72	\$ 1,508.42	5.06%
MGS-S Customer 7971	1	55.72	247.68	90,920	-	\$ 1,914.57	\$ 2,012.41	5.11%
MGS-S Customer 7972	1	40.56	335.24	78,400	-	\$ 2,234.96	\$ 2,349.57	5.13%
MGS-S Customer 7973	3	44.93	157.22	70,555	-	\$ 1,575.84	\$ 1,655.79	5.07%
MGS-S Customer 7974	3	38.18	140.43	52,097	-	\$ 1,460.81	\$ 1,534.84	5.07%
MGS-S Customer 7975	3	10.21	76.98	51,335	-	\$ 1,012.43	\$ 1,063.41	5.04%
MGS-S Customer 7976	1	35.38	228.12	54,708	-	\$ 1,711.31	\$ 1,798.77	5.11%
MGS-S Customer 7977	3	62.32	342.40	83,680	-	\$ 2,527.88	\$ 2,657.15	5.11%
MGS-S Customer 7978	1	42.27	242.09	98,346	-	\$ 1,814.09	\$ 1,906.83	5.11%
MGS-S Customer 7979	3	47.74	200.80	96,774	-	\$ 1,792.77	\$ 1,883.97	5.09%
MGS-S Customer 7980	3	82.65	265.84	95,038	-	\$ 2,287.01	\$ 2,403.59	5.10%
MGS-S Customer 7981	3	63.28	612.64	190,000	-	\$ 3,781.72	\$ 3,976.11	5.14%
MGS-S Customer 7982	3	212.24	1,183.28	635,600	219.04	\$ 7,617.17	\$ 7,990.23	4.90%
MGS-S Customer 7983	3	43.43	206.06	84,557	-	\$ 1,793.15	\$ 1,884.41	5.09%
MGS-S Customer 7984	3	58.88	279.40	151,200	-	\$ 2,217.73	\$ 2,330.91	5.10%
MGS-S Customer 7985	1	62.34	257.51	92,727	-	\$ 1,996.72	\$ 2,098.78	5.11%
MGS-S Customer 7986	3	212.88	934.28	530,560	82.46	\$ 6,238.16	\$ 6,551.63	5.03%
MGS-S Customer 7987	3	101.04	287.68	158,760	-	\$ 2,489.97	\$ 2,616.95	5.10%
MGS-S Customer 7988	3	105.96	410.16	179,400	-	\$ 3,083.14	\$ 3,240.88	5.12%
MGS-S Customer 7989	3	54.00	244.58	87,384	-	\$ 2,029.78	\$ 2,133.24	5.10%
MGS-S Customer 7990	3	195.60	720.48	217,200	-	\$ 5,014.32	\$ 5,271.64	5.13%
MGS-S Customer 7991	1	71.34	549.59	240,320	-	\$ 3,396.08	\$ 3,570.76	5.14%
MGS-S Customer 7992	1	6.13	63.77	32,104	-	\$ 789.68	\$ 829.50	5.04%
MGS-S Customer 7993	3	242.16	698.08	323,920	-	\$ 5,169.24	\$ 5,434.22	5.13%
MGS-S Customer 7994	3	58.43	304.63	82,140	-	\$ 2,331.80	\$ 2,450.91	5.11%
MGS-S Customer 7995	3	82.04	297.96	85,680	-	\$ 2,432.02	\$ 2,556.14	5.10%
MGS-S Customer 7996	3	107.36	308.00	132,160	-	\$ 2,618.93	\$ 2,752.55	5.10%
MGS-S Customer 7997	1	64.60	198.88	80,640	-	\$ 1,738.40	\$ 1,827.01	5.10%

Internal Use

Customer	Phase	Jul - Aug KW	Sept - Jun KW	Jan - Dec KWH	Jan - Dec KVAR	Distribution 7/22 Prices	Distribution 8/23 Prices	Distribution % Difference
MGS-S Customer 7998	3	20.68	217.20	84,640	-	\$ 1,718.36	\$ 1,805.92	5.10%
MGS-S Customer 7999	1	97.36	494.80	241,360	-	\$ 3,287.36	\$ 3,456.18	5.14%
MGS-S Customer 8000	1	42.95	162.95	79,628	-	\$ 1,452.24	\$ 1,526.18	5.09%
MGS-S Customer 8001	3	80.73	309.71	196,794	-	\$ 2,479.03	\$ 2,605.61	5.11%
MGS-S Customer 8002	3	80.44	219.60	110,240	-	\$ 2,061.11	\$ 2,165.98	5.09%
MGS-S Customer 8003	1	49.53	286.88	14,055	-	\$ 2,061.32	\$ 2,166.84	5.12%
MGS-S Customer 8004	3	145.80	1,026.84	375,600	-	\$ 6,153.31	\$ 6,470.22	5.15%
MGS-S Customer 8005	3	38.74	159.11	38,710	-	\$ 1,550.22	\$ 1,628.89	5.07%
MGS-S Customer 8006	3	-	24.28	9	-	\$ 712.29	\$ 747.76	4.98%
MGS-S Customer 8007	3	71.73	226.35	123,115	-	\$ 2,043.96	\$ 2,148.01	5.09%
MGS-S Customer 8008	1	44.40	194.94	15,502	-	\$ 1,608.08	\$ 1,690.10	5.10%
MGS-S Customer 8009	1	154.09	184.23	96,410	-	\$ 2,167.38	\$ 2,277.54	5.08%
MGS-S Customer 8010	3	154.52	358.64	70,680	-	\$ 3,114.62	\$ 3,273.60	5.10%
MGS-S Customer 8011	3	73.48	252.00	105,720	-	\$ 2,172.17	\$ 2,282.87	5.10%
MGS-S Customer 8012	1	40.89	131.46	64,853	-	\$ 1,295.32	\$ 1,361.12	5.08%
MGS-S Customer 8013	1	101.16	149.23	51,505	-	\$ 1,711.92	\$ 1,798.86	5.08%
MGS-S Customer 8014	1	44.57	88.72	20,053	-	\$ 1,118.29	\$ 1,174.86	5.06%
MGS-S Customer 8015	3	60.24	667.76	270,400	270.24	\$ 4,478.91	\$ 4,685.68	4.62%
MGS-S Customer 8016	1	78.15	127.33	42,560	-	\$ 1,483.04	\$ 1,558.28	5.07%
MGS-S Customer 8017	3	45.28	165.36	39,040	-	\$ 1,615.39	\$ 1,697.39	5.08%
MGS-S Customer 8018	1	92.13	102.45	37,321	-	\$ 1,445.68	\$ 1,518.86	5.06%
MGS-S Customer 8019	3	532.96	2,099.04	808,960	-	\$ 13,255.61	\$ 13,938.25	5.15%
MGS-S Customer 8020	3	80.40	355.35	209,541	-	\$ 2,688.06	\$ 2,825.49	5.11%
MGS-S Customer 8021	3	86.76	689.20	134,640	-	\$ 4,265.74	\$ 4,485.08	5.14%
MGS-S Customer 8022	3	90.24	630.80	195,360	-	\$ 4,015.25	\$ 4,221.55	5.14%
MGS-S Customer 8023	3	116.52	364.44	136,080	-	\$ 2,930.52	\$ 3,080.25	5.11%
MGS-S Customer 8024	3	735.12	3,111.92	1,521,920	-	\$ 19,057.11	\$ 20,039.44	5.15%
MGS-S Customer 8025	1	40.74	185.62	123,567	-	\$ 1,544.71	\$ 1,623.47	5.10%
MGS-S Customer 8026	3	104.76	569.04	63,520	122.98	\$ 4,019.57	\$ 4,215.11	4.86%
MGS-S Customer 8027	3	68.30	345.06	181,630	-	\$ 2,573.36	\$ 2,704.94	5.11%
MGS-S Customer 8028	3	31.04	145.24	89,640	-	\$ 1,443.40	\$ 1,516.59	5.07%
MGS-S Customer 8029	3	58.40	253.60	76,560	-	\$ 2,095.87	\$ 2,202.73	5.10%
MGS-S Customer 8030	3	418.60	1,679.40	712,800	-	\$ 10,682.18	\$ 11,232.08	5.15%
MGS-S Customer 8031	3	205.20	977.04	334,560	426.24	\$ 6,977.51	\$ 7,299.10	4.61%
MGS-S Customer 8032	3	339.60	1,484.70	720,900	-	\$ 9,344.21	\$ 9,825.27	5.15%
MGS-S Customer 8033	3	152.52	467.44	137,160	-	\$ 3,606.18	\$ 3,790.71	5.12%
MGS-S Customer 8034	3	104.52	490.60	267,800	-	\$ 3,446.78	\$ 3,623.43	5.13%
MGS-S Customer 8035	3	0.02	42.90	19,779	-	\$ 798.43	\$ 838.37	5.00%
MGS-S Customer 8036	3	167.60	621.84	312,720	-	\$ 4,403.20	\$ 4,629.01	5.13%
MGS-S Customer 8037	3	121.68	526.88	293,120	-	\$ 3,709.63	\$ 3,899.79	5.13%

Internal Use

Customer	Phase	Jul - Aug KW	Sept - Jun KW	Jan - Dec KWH	Jan - Dec KVAR	Distribution 7/22 Prices	Distribution 8/23 Prices	Distribution % Difference
MGS-S Customer 8038	3	386.24	1,832.96	607,360	-	\$ 11,212.03	\$ 11,789.72	5.15%
MGS-S Customer 8039	1	64.73	237.39	98,255	-	\$ 1,917.03	\$ 2,014.93	5.11%
MGS-S Customer 8040	1	67.64	244.43	67,940	-	\$ 1,965.71	\$ 2,066.11	5.11%
MGS-S Customer 8041	3	200.40	791.80	372,000	-	\$ 5,370.46	\$ 5,646.24	5.14%
MGS-S Customer 8042	3	56.72	368.05	132,203	-	\$ 2,615.31	\$ 2,749.16	5.12%
MGS-S Customer 8043	1	94.53	408.74	317,952	-	\$ 2,874.06	\$ 3,021.43	5.13%
MGS-S Customer 8044	3	96.56	333.36	126,400	-	\$ 2,676.15	\$ 2,812.83	5.11%
MGS-S Customer 8045	3	99.27	434.29	167,296	-	\$ 3,157.49	\$ 3,319.15	5.12%
MGS-S Customer 8046	3	111.32	435.00	201,000	-	\$ 3,227.65	\$ 3,392.86	5.12%
MGS-S Customer 8047	3	76.80	293.68	64,000	-	\$ 2,383.16	\$ 2,504.79	5.10%
MGS-S Customer 8048	1	36.57	201.76	17,998	-	\$ 1,596.13	\$ 1,677.60	5.10%
MGS-S Customer 8049	3	25.51	166.68	61,584	-	\$ 1,511.76	\$ 1,588.55	5.08%
MGS-S Customer 8050	1	66.03	242.38	104,867	-	\$ 1,947.30	\$ 2,046.76	5.11%
MGS-S Customer 8051	3	50.26	291.64	75,205	-	\$ 2,226.44	\$ 2,340.15	5.11%
MGS-S Customer 8052	3	64.80	484.56	169,280	35.04	\$ 3,258.00	\$ 3,422.07	5.04%
MGS-S Customer 8053	3	231.20	671.80	272,400	-	\$ 4,987.00	\$ 5,242.60	5.13%
MGS-S Customer 8054	3	101.00	773.52	240,760	-	\$ 4,734.33	\$ 4,977.90	5.14%
MGS-S Customer 8055	3	358.72	1,868.20	301,200	-	\$ 11,222.10	\$ 11,800.55	5.15%
MGS-S Customer 8056	3	135.84	762.96	352,480	-	\$ 4,878.91	\$ 5,129.69	5.14%
MGS-S Customer 8057	3	43.96	195.82	47,448	-	\$ 1,748.79	\$ 1,837.73	5.09%
MGS-S Customer 8058	1	88.82	129.88	51,104	-	\$ 1,554.04	\$ 1,632.88	5.07%
MGS-S Customer 8059	1	31.03	146.99	45,206	-	\$ 1,312.35	\$ 1,379.12	5.09%
MGS-S Customer 8060	3	-	226.72	83,320	-	\$ 1,647.57	\$ 1,731.62	5.10%
MGS-S Customer 8061	1	57.88	143.33	42,789	-	\$ 1,444.46	\$ 1,517.86	5.08%
MGS-S Customer 8062	3	316.00	1,342.24	691,040	-	\$ 8,555.07	\$ 8,995.33	5.15%
MGS-S Customer 8063	3	195.84	776.80	388,320	-	\$ 5,275.85	\$ 5,546.76	5.13%
MGS-S Customer 8064	1	56.74	166.11	63,066	-	\$ 1,543.38	\$ 1,621.93	5.09%
MGS-S Customer 8065	3	54.44	257.68	171,080	-	\$ 2,092.74	\$ 2,199.47	5.10%
MGS-S Customer 8066	1	38.08	200.96	86,520	-	\$ 1,600.82	\$ 1,682.51	5.10%
MGS-S Customer 8067	3	84.20	370.89	187,412	-	\$ 2,780.94	\$ 2,923.17	5.11%
MGS-S Customer 8068	1	75.30	331.64	112,361	-	\$ 2,411.13	\$ 2,534.61	5.12%
MGS-S Customer 8069	3	37.50	239.30	43,200	-	\$ 1,913.81	\$ 2,011.38	5.10%
MGS-S Customer 8070	3	173.44	841.60	397,360	-	\$ 5,450.90	\$ 5,731.09	5.14%
MGS-S Customer 8071	3	355.36	1,110.72	505,760	-	\$ 7,703.89	\$ 8,099.61	5.14%
MGS-S Customer 8072	3	92.00	389.76	209,880	-	\$ 2,911.41	\$ 3,060.35	5.12%
MGS-S Customer 8073	1	43.00	74.04	22,240	-	\$ 1,041.75	\$ 1,094.36	5.05%
MGS-S Customer 8074	1	42.81	188.61	76,999	-	\$ 1,570.01	\$ 1,650.07	5.10%
MGS-S Customer 8075	1	15.00	63.29	39,243	-	\$ 836.69	\$ 878.88	5.04%
MGS-S Customer 8076	1	42.76	181.16	35,160	-	\$ 1,535.32	\$ 1,613.57	5.10%
MGS-S Customer 8077	3	107.89	517.21	105,991	Internal Use	\$ 3,588.42	\$ 3,772.40	5.13%

Customer	Phase	Jul - Aug KW	Sept - Jun KW	Jan - Dec KWH	Jan - Dec KVAR	Distribution 7/22 Prices	Distribution 8/23 Prices	Distribution % Difference
MGS-S Customer 8078	3	35.98	162.23	33,671	-	\$ 1,549.31	\$ 1,627.96	5.08%
MGS-S Customer 8079	3	48.38	269.93	66,770	-	\$ 2,115.71	\$ 2,223.68	5.10%
MGS-S Customer 8080	3	88.08	382.80	130,520	-	\$ 2,857.50	\$ 3,003.67	5.12%
MGS-S Customer 8081	1	43.72	68.68	57,556	-	\$ 1,020.99	\$ 1,072.51	5.05%
MGS-S Customer 8082	3	182.08	955.76	285,280	162.36	\$ 6,302.29	\$ 6,612.29	4.92%
MGS-S Customer 8083	3	709.60	2,900.80	1,921,000	100.10	\$ 18,110.27	\$ 19,034.79	5.10%
MGS-S Customer 8084	3	37.53	180.44	55,051	-	\$ 1,642.04	\$ 1,725.50	5.08%
MGS-S Customer 8085	3	92.08	1,957.36	725,280	-	\$ 10,154.17	\$ 10,679.36	5.17%
MGS-S Customer 8086	3	306.00	906.16	444,640	-	\$ 6,484.88	\$ 6,817.68	5.13%
MGS-S Customer 8087	1	69.56	324.29	72,270	-	\$ 2,345.32	\$ 2,465.42	5.12%
MGS-S Customer 8088	3	134.88	827.92	267,200	23.36	\$ 5,213.41	\$ 5,479.51	5.10%
MGS-S Customer 8089	1	27.42	265.61	117,856	-	\$ 1,840.34	\$ 1,934.56	5.12%
MGS-S Customer 8090	3	49.16	267.44	60,000	-	\$ 2,108.53	\$ 2,216.12	5.10%
MGS-S Customer 8091	1	62.02	266.40	153,835	-	\$ 2,036.02	\$ 2,140.12	5.11%
MGS-S Customer 8092	3	348.96	1,523.40	970,200	-	\$ 9,574.96	\$ 10,067.92	5.15%
MGS-S Customer 8093	1	47.46	145.30	63,020	-	\$ 1,395.73	\$ 1,466.69	5.08%
MGS-S Customer 8094	3	202.20	826.92	372,240	-	\$ 5,542.70	\$ 5,827.42	5.14%
MGS-S Customer 8095	3	130.48	655.84	250,720	-	\$ 4,354.26	\$ 4,577.84	5.13%
MGS-S Customer 8096	3	361.92	986.88	471,600	-	\$ 7,168.16	\$ 7,535.99	5.13%
MGS-S Customer 8097	3	21.60	193.84	51,280	-	\$ 1,615.54	\$ 1,697.75	5.09%
MGS-S Customer 8098	3	86.37	436.96	16,284	-	\$ 3,098.23	\$ 3,256.92	5.12%
MGS-S Customer 8099	3	70.60	290.52	142,120	-	\$ 2,334.15	\$ 2,453.29	5.10%
MGS-S Customer 8100	3	-	46.44	8,520	3.74	\$ 821.03	\$ 861.82	4.97%
MGS-S Customer 8101	3	277.20	1,275.00	424,400	216.70	\$ 8,397.47	\$ 8,810.73	4.92%
MGS-S Customer 8102	3	53.68	447.20	153,520	-	\$ 2,964.11	\$ 3,116.11	5.13%
MGS-S Customer 8103	1	72.00	221.76	71,680	-	\$ 1,885.17	\$ 1,981.35	5.10%
MGS-S Customer 8104	1	41.18	125.00	58,055	-	\$ 1,267.09	\$ 1,331.42	5.08%
MGS-S Customer 8105	3	98.32	372.16	137,920	23.16	\$ 2,904.55	\$ 3,051.04	5.04%
MGS-S Customer 8106	1	4.78	223.15	52,944	-	\$ 1,518.52	\$ 1,596.22	5.12%
MGS-S Customer 8107	3	47.21	224.26	57,090	-	\$ 1,898.22	\$ 1,994.90	5.09%
MGS-S Customer 8108	3	42.92	200.06	63,918	-	\$ 1,762.60	\$ 1,852.28	5.09%
MGS-S Customer 8109	1	47.56	242.44	83,000	-	\$ 1,845.07	\$ 1,939.37	5.11%
MGS-S Customer 8110	3	82.80	339.70	82,900	-	\$ 2,629.07	\$ 2,763.43	5.11%
MGS-S Customer 8111	3	79.60	230.00	104,400	14.08	\$ 2,128.44	\$ 2,235.56	5.03%
MGS-S Customer 8112	3	102.48	271.92	105,360	-	\$ 2,425.15	\$ 2,548.75	5.10%
MGS-S Customer 8113	3	193.76	747.12	300,640	-	\$ 5,127.18	\$ 5,390.38	5.13%
MGS-S Customer 8114	3	33.52	117.26	42,520	-	\$ 1,327.90	\$ 1,395.07	5.06%
MGS-S Customer 8115	3	23.36	153.44	52,000	2.96	\$ 1,443.69	\$ 1,516.70	5.06%
MGS-S Customer 8116	1	50.37	185.88	67,602	-	\$ 1,599.36	\$ 1,680.87	5.10%
MGS-S Customer 8117	3	538.08	2,650.32	373,200	-	\$ 15,830.94	\$ 16,647.32	5.16%

Internal Use

Customer	Phase	Jul - Aug KW	Sept - Jun KW	Jan - Dec KWH	Jan - Dec KVAR	Distribution 7/22 Prices	Distribution 8/23 Prices	Distribution % Difference
MGS-S Customer 8118	3	74.96	288.48	146,640	-	\$ 2,348.93	\$ 2,468.79	5.10%
MGS-S Customer 8119	3	68.24	358.08	95,200	108.68	\$ 2,817.94	\$ 2,952.62	4.78%
MGS-S Customer 8120	1	27.87	123.22	57,379	-	\$ 1,184.99	\$ 1,245.17	5.08%
MGS-S Customer 8121	1	118.60	137.80	52,259	-	\$ 1,755.91	\$ 1,844.99	5.07%
MGS-S Customer 8122	1	106.52	410.48	180,760	-	\$ 2,948.64	\$ 3,099.78	5.13%
MGS-S Customer 8123	3	114.99	507.70	322,163	-	\$ 3,583.89	\$ 3,767.57	5.13%
MGS-S Customer 8124	3	57.08	234.67	116,542	-	\$ 2,001.09	\$ 2,103.03	5.09%
MGS-S Customer 8125	1	38.46	198.78	65,473	-	\$ 1,592.86	\$ 1,674.13	5.10%
MGS-S Customer 8126	3	64.16	397.52	138,880	-	\$ 2,792.75	\$ 2,935.76	5.12%
MGS-S Customer 8127	3	119.04	517.12	245,680	-	\$ 3,649.89	\$ 3,836.97	5.13%
MGS-S Customer 8128	1	62.72	175.12	54,880	-	\$ 1,618.19	\$ 1,700.58	5.09%
MGS-S Customer 8129	3	190.85	939.03	240,717	-	\$ 5,997.66	\$ 6,306.10	5.14%
MGS-S Customer 8130	3	82.14	418.46	119,178	-	\$ 2,989.28	\$ 3,142.35	5.12%
MGS-S Customer 8131	3	23.52	234.00	104,744	34.90	\$ 1,871.07	\$ 1,963.45	4.94%
MGS-S Customer 8132	3	24.38	246.86	41,243	-	\$ 1,875.92	\$ 1,971.64	5.10%
MGS-S Customer 8133	1	67.00	290.99	67,868	-	\$ 2,177.26	\$ 2,288.66	5.12%
MGS-S Customer 8134	3	84.91	291.91	127,418	-	\$ 2,419.99	\$ 2,543.47	5.10%
MGS-S Customer 8135	3	99.60	370.20	208,200	-	\$ 2,863.22	\$ 3,009.60	5.11%
MGS-S Customer 8136	3	-	897.28	74,720	761.60	\$ 6,040.27	\$ 6,285.26	4.06%
MGS-S Customer 8137	1	50.73	145.71	45,187	-	\$ 1,415.77	\$ 1,487.75	5.08%
MGS-S Customer 8138	3	191.84	835.68	528,160	-	\$ 5,525.67	\$ 5,809.59	5.14%
MGS-S Customer 8139	3	58.36	313.82	62,020	-	\$ 2,373.87	\$ 2,495.16	5.11%
MGS-S Customer 8140	3	63.13	195.82	99,747	-	\$ 1,855.18	\$ 1,949.49	5.08%
MGS-S Customer 8141	3	108.88	775.68	248,160	-	\$ 4,788.05	\$ 5,034.34	5.14%
MGS-S Customer 8142	3	111.31	470.81	266,384	-	\$ 3,393.03	\$ 3,566.83	5.12%
MGS-S Customer 8143	3	158.52	1,342.32	397,680	5.10	\$ 7,690.09	\$ 8,086.28	5.15%
MGS-S Customer 8144	1	34.80	255.07	48,406	-	\$ 1,832.60	\$ 1,926.36	5.12%
MGS-S Customer 8145	1	50.86	155.41	58,189	-	\$ 1,461.31	\$ 1,535.65	5.09%
MGS-S Customer 8146	3	184.48	836.48	478,000	-	\$ 5,488.52	\$ 5,770.57	5.14%
MGS-S Customer 8147	3	56.74	196.53	96,583	-	\$ 1,823.00	\$ 1,915.69	5.08%
MGS-S Customer 8148	1	37.71	137.19	65,886	-	\$ 1,304.15	\$ 1,370.43	5.08%
MGS-S Customer 8149	1	111.23	145.84	49,485	-	\$ 1,752.15	\$ 1,841.09	5.08%
MGS-S Customer 8150	1	45.95	117.75	33,737	-	\$ 1,260.07	\$ 1,323.99	5.07%
MGS-S Customer 8151	1	36.54	175.50	57,285	-	\$ 1,474.65	\$ 1,549.80	5.10%
MGS-S Customer 8152	1	-	43.90	8,513	-	\$ 663.86	\$ 697.19	5.02%
MGS-S Customer 8153	3	154.08	647.65	410,000	-	\$ 4,447.41	\$ 4,675.63	5.13%
MGS-S Customer 8154	1	35.04	119.40	25,641	-	\$ 1,207.14	\$ 1,268.41	5.08%
MGS-S Customer 8155	1	41.92	64.20	16,120	-	\$ 990.30	\$ 1,040.25	5.04%
MGS-S Customer 8156	3	83.62	414.49	341,304	-	\$ 2,979.15	\$ 3,131.69	5.12%
MGS-S Customer 8157	3	25.93	132.60	58,514	-	\$ 1,356.64	\$ 1,425.37	5.07%

Internal Use

Customer	Phase	Jul - Aug KW	Sept - Jun KW	Jan - Dec KWH	Jan - Dec KVAR	Distribution 7/22 Prices	Distribution 8/23 Prices	Distribution % Difference
MGS-S Customer 8158	3	38.04	180.96	40,920	-	\$ 1,647.28	\$ 1,731.00	5.08%
MGS-S Customer 8159	3	52.40	187.84	56,640	-	\$ 1,758.76	\$ 1,848.15	5.08%
MGS-S Customer 8160	1	71.12	114.27	49,307	-	\$ 1,383.68	\$ 1,453.82	5.07%
MGS-S Customer 8161	1	40.17	96.30	30,886	-	\$ 1,128.89	\$ 1,186.05	5.06%
MGS-S Customer 8162	1	19.51	234.62	98,097	-	\$ 1,653.26	\$ 1,737.84	5.12%
MGS-S Customer 8163	1	92.04	339.94	103,750	-	\$ 2,542.38	\$ 2,672.54	5.12%
MGS-S Customer 8164	3	121.44	551.20	308,080	-	\$ 3,820.66	\$ 4,016.59	5.13%
MGS-S Customer 8165	1	44.38	90.15	9,973	-	\$ 1,123.84	\$ 1,180.70	5.06%
MGS-S Customer 8166	1	40.75	170.04	40,048	-	\$ 1,472.79	\$ 1,547.81	5.09%
MGS-S Customer 8167	3	50.88	195.04	69,440	-	\$ 1,783.59	\$ 1,874.28	5.08%
MGS-S Customer 8168	3	30.96	135.96	55,520	-	\$ 1,400.08	\$ 1,471.02	5.07%
MGS-S Customer 8169	3	50.24	213.00	56,760	-	\$ 1,863.01	\$ 1,957.84	5.09%
MGS-S Customer 8170	3	417.60	2,305.60	1,218,560	-	\$ 13,569.67	\$ 14,269.58	5.16%
MGS-S Customer 8171	3	49.44	308.68	92,120	-	\$ 2,300.61	\$ 2,418.18	5.11%
MGS-S Customer 8172	3	197.04	1,325.64	518,520	-	\$ 7,818.15	\$ 8,221.11	5.15%
MGS-S Customer 8173	3	28.64	129.23	73,058	-	\$ 1,356.11	\$ 1,424.79	5.06%
MGS-S Customer 8174	3	402.36	1,475.64	907,680	-	\$ 9,650.67	\$ 10,147.13	5.14%
MGS-S Customer 8175	3	55.88	288.24	67,600	-	\$ 2,241.92	\$ 2,356.39	5.11%
MGS-S Customer 8176	3	45.78	191.83	65,106	-	\$ 1,740.45	\$ 1,828.95	5.08%
MGS-S Customer 8177	3	62.32	224.16	142,640	-	\$ 1,981.62	\$ 2,082.50	5.09%
MGS-S Customer 8178	1	38.33	151.90	82,896	-	\$ 1,375.55	\$ 1,445.54	5.09%
MGS-S Customer 8179	3	139.08	443.12	119,520	-	\$ 3,419.23	\$ 3,594.16	5.12%
MGS-S Customer 8180	1	105.89	485.16	211,439	-	\$ 3,290.17	\$ 3,459.06	5.13%
MGS-S Customer 8181	3	4.25	59.95	600	-	\$ 900.68	\$ 945.89	5.02%
MGS-S Customer 8182	1	55.55	274.63	115,693	-	\$ 2,038.13	\$ 2,142.40	5.12%
MGS-S Customer 8183	1	47.99	299.04	50,367	-	\$ 2,108.95	\$ 2,216.96	5.12%
MGS-S Customer 8184	1	-	159.23	67,420	-	\$ 1,196.68	\$ 1,257.70	5.10%
MGS-S Customer 8185	3	63.09	321.02	149,093	-	\$ 2,433.38	\$ 2,557.73	5.11%
MGS-S Customer 8186	1	67.04	97.02	39,130	-	\$ 1,281.34	\$ 1,346.20	5.06%
MGS-S Customer 8187	1	72.20	267.88	69,440	-	\$ 2,099.36	\$ 2,206.66	5.11%
MGS-S Customer 8188	1	48.09	72.37	30,404	-	\$ 1,062.29	\$ 1,115.92	5.05%
MGS-S Customer 8189	1	64.82	253.43	138,430	-	\$ 1,991.64	\$ 2,093.41	5.11%
MGS-S Customer 8190	3	130.80	441.20	167,000	-	\$ 3,364.40	\$ 3,536.56	5.12%
MGS-S Customer 8191	3	112.60	467.92	116,160	-	\$ 3,386.84	\$ 3,560.31	5.12%
MGS-S Customer 8192	3	145.00	624.24	115,080	90.42	\$ 4,442.57	\$ 4,662.63	4.95%
MGS-S Customer 8193	3	170.85	803.90	322,322	-	\$ 5,262.36	\$ 5,532.77	5.14%
MGS-S Customer 8194	3	71.25	349.55	141,686	-	\$ 2,610.48	\$ 2,743.96	5.11%
MGS-S Customer 8195	3	61.34	238.93	122,046	-	\$ 2,044.41	\$ 2,148.57	5.09%
MGS-S Customer 8196	3	32.24	312.88	26,000	-	\$ 2,224.56	\$ 2,338.32	5.11%
MGS-S Customer 8197	3	290.40	1,239.20	716,640	-	\$ 7,936.94	\$ 8,345.30	5.15%

Internal Use

Customer	Phase	Jul - Aug KW	Sept - Jun KW	Jan - Dec KWH	Jan - Dec KVAR	Distribution 7/22 Prices	Distribution 8/23 Prices	Distribution % Difference
MGS-S Customer 8198	1	58.26	226.52	83,225	-	\$ 1,830.91	\$ 1,924.38	5.11%
MGS-S Customer 8199	1	40.25	181.66	96,017	-	\$ 1,523.70	\$ 1,601.37	5.10%
MGS-S Customer 8200	1	57.98	228.47	120,132	-	\$ 1,838.36	\$ 1,932.23	5.11%
MGS-S Customer 8201	3	69.27	332.93	61,207	-	\$ 2,522.71	\$ 2,651.64	5.11%
MGS-S Customer 8202	1	61.95	325.25	65,508	-	\$ 2,307.52	\$ 2,425.72	5.12%
MGS-S Customer 8203	3	53.99	258.87	26,939	-	\$ 2,095.74	\$ 2,202.63	5.10%
MGS-S Customer 8204	3	45.88	299.88	75,182	-	\$ 2,240.20	\$ 2,354.66	5.11%
MGS-S Customer 8205	3	494.76	1,767.96	1,080,960	203.28	\$ 11,859.59	\$ 12,452.07	5.00%
MGS-S Customer 8206	1	47.29	157.31	46,374	-	\$ 1,450.27	\$ 1,524.07	5.09%
MGS-S Customer 8207	1	18.37	205.26	69,806	-	\$ 1,511.29	\$ 1,588.50	5.11%
MGS-S Customer 8208	1	41.59	222.26	27,426	-	\$ 1,718.71	\$ 1,806.49	5.11%
MGS-S Customer 8209	3	497.70	1,941.00	1,120,200	-	\$ 12,329.78	\$ 12,964.61	5.15%
MGS-S Customer 8210	3	557.10	2,124.00	1,188,000	-	\$ 13,504.91	\$ 14,200.29	5.15%
MGS-S Customer 8211	3	90.96	339.20	154,560	-	\$ 2,672.05	\$ 2,808.57	5.11%
MGS-S Customer 8212	3	781.92	3,067.36	2,009,280	231.36	\$ 19,504.29	\$ 20,489.04	5.05%
MGS-S Customer 8213	1	51.35	89.12	41,647	-	\$ 1,157.77	\$ 1,216.33	5.06%
MGS-S Customer 8214	3	117.49	249.79	78,623	-	\$ 2,406.22	\$ 2,528.71	5.09%
MGS-S Customer 8215	3	57.47	325.97	89,136	-	\$ 2,425.06	\$ 2,549.02	5.11%
MGS-S Customer 8216	3	54.32	690.80	126,720	-	\$ 4,093.09	\$ 4,303.73	5.15%
MGS-S Customer 8217	3	133.84	514.56	224,000	136.16	\$ 3,951.67	\$ 4,142.28	4.82%
MGS-S Customer 8218	3	60.00	294.24	107,520	-	\$ 2,292.51	\$ 2,409.57	5.11%
MGS-S Customer 8219	3	70.72	216.28	-	-	\$ 1,991.83	\$ 2,093.18	5.09%
MGS-S Customer 8220	3	38.36	189.98	54,962	-	\$ 1,690.73	\$ 1,776.70	5.08%
MGS-S Customer 8221	3	106.72	278.72	23,240	-	\$ 2,480.10	\$ 2,606.52	5.10%
MGS-S Customer 8222	3	42.32	245.52	91,520	-	\$ 1,969.30	\$ 2,069.71	5.10%
MGS-S Customer 8223	3	64.72	291.32	44,502	-	\$ 2,305.21	\$ 2,422.89	5.10%
MGS-S Customer 8224	3	33.01	126.10	53,555	-	\$ 1,365.91	\$ 1,435.05	5.06%
MGS-S Customer 8225	1	57.33	261.94	52,688	-	\$ 1,989.38	\$ 2,091.10	5.11%
MGS-S Customer 8226	3	73.16	305.91	145,327	-	\$ 2,419.46	\$ 2,543.01	5.11%
MGS-S Customer 8227	1	57.24	199.09	96,639	-	\$ 1,698.52	\$ 1,785.13	5.10%
MGS-S Customer 8228	3	23.19	93.62	43,058	-	\$ 1,161.35	\$ 1,219.95	5.05%
MGS-S Customer 8229	1	28.29	166.93	77,880	-	\$ 1,389.27	\$ 1,460.05	5.09%
MGS-S Customer 8230	1	49.53	191.32	76,662	-	\$ 1,619.83	\$ 1,702.42	5.10%
MGS-S Customer 8231	3	40.88	344.71	58,972	-	\$ 2,419.56	\$ 2,543.38	5.12%
MGS-S Customer 8232	1	32.30	179.95	61,982	-	\$ 1,471.67	\$ 1,546.71	5.10%
MGS-S Customer 8233	1	30.25	299.95	92,994	-	\$ 2,014.70	\$ 2,117.95	5.12%
MGS-S Customer 8234	3	47.75	188.59	93,379	-	\$ 1,736.42	\$ 1,824.69	5.08%
MGS-S Customer 8235	1	-	9.08	552	-	\$ 502.99	\$ 527.97	4.97%
MGS-S Customer 8236	3	49.23	143.52	67,607	-	\$ 1,536.41	\$ 1,614.28	5.07%
MGS-S Customer 8237	1	-	35.30	4,113	-	\$ 624.13	\$ 655.40	5.01%

Internal Use

Customer	Phase	Jul - Aug KW	Sept - Jun KW	Jan - Dec KWH	Jan - Dec KVAR	Distribution 7/22 Prices	Distribution 8/23 Prices	Distribution % Difference
MGS-S Customer 8238	3	67.65	225.37	38,402	-	\$ 2,016.79	\$ 2,119.46	5.09%
MGS-S Customer 8239	3	53.22	232.95	107,718	-	\$ 1,971.72	\$ 2,072.17	5.09%
MGS-S Customer 8240	3	44.56	188.62	65,805	-	\$ 1,718.85	\$ 1,806.24	5.08%
MGS-S Customer 8241	3	95.60	319.20	185,760	-	\$ 2,605.40	\$ 2,738.42	5.11%
MGS-S Customer 8242	3	-	54.00	6,400	-	\$ 849.60	\$ 892.20	5.01%
MGS-S Customer 8243	3	265.68	941.44	188,480	-	\$ 6,424.10	\$ 6,754.07	5.14%
MGS-S Customer 8244	3	81.32	181.40	59,520	-	\$ 1,889.51	\$ 1,985.46	5.08%
MGS-S Customer 8245	3	72.68	213.40	41,600	-	\$ 1,989.40	\$ 2,090.61	5.09%
MGS-S Customer 8246	3	53.20	219.61	110,140	-	\$ 1,909.98	\$ 2,007.22	5.09%
MGS-S Customer 8247	3	132.72	472.88	231,360	-	\$ 3,521.42	\$ 3,701.71	5.12%
MGS-S Customer 8248	3	60.74	223.46	86,709	-	\$ 1,969.61	\$ 2,069.89	5.09%
MGS-S Customer 8249	1	37.43	207.10	59,812	-	\$ 1,625.58	\$ 1,708.56	5.10%
MGS-S Customer 8250	3	1.82	55.74	280,450	287.00	\$ 1,355.63	\$ 1,399.16	3.21%
MGS-S Customer 8251	1	43.60	190.10	56,322	-	\$ 1,581.28	\$ 1,661.91	5.10%
MGS-S Customer 8252	1	56.30	240.46	103,247	-	\$ 1,884.43	\$ 1,980.70	5.11%
MGS-S Customer 8253	3	50.32	397.76	116,720	-	\$ 2,717.05	\$ 2,856.24	5.12%
MGS-S Customer 8254	3	150.96	786.72	244,080	-	\$ 5,072.59	\$ 5,333.32	5.14%
MGS-S Customer 8255	3	24.56	193.60	25,120	71.60	\$ 1,752.58	\$ 1,835.56	4.73%
MGS-S Customer 8256	3	126.00	504.00	198,000	-	\$ 3,627.90	\$ 3,813.78	5.12%
MGS-S Customer 8257	3	30.35	115.18	41,038	-	\$ 1,300.69	\$ 1,366.48	5.06%
MGS-S Customer 8258	3	106.48	604.96	167,440	-	\$ 3,986.00	\$ 4,190.64	5.13%
MGS-S Customer 8259	1	29.04	246.56	68,320	-	\$ 1,761.32	\$ 1,851.42	5.12%
MGS-S Customer 8260	1	24.64	247.84	69,520	-	\$ 1,742.81	\$ 1,831.99	5.12%
MGS-S Customer 8261	3	49.52	200.28	81,840	-	\$ 1,800.25	\$ 1,891.82	5.09%
MGS-S Customer 8262	3	47.78	197.18	80,923	-	\$ 1,776.27	\$ 1,866.61	5.09%
MGS-S Customer 8263	1	56.82	194.96	77,860	-	\$ 1,677.11	\$ 1,762.61	5.10%
MGS-S Customer 8264	3	102.00	378.96	125,160	-	\$ 2,917.02	\$ 3,066.17	5.11%
MGS-S Customer 8265	3	85.52	284.76	115,640	-	\$ 2,390.35	\$ 2,512.28	5.10%
MGS-S Customer 8266	3	19.94	121.86	59,602	-	\$ 1,273.78	\$ 1,338.25	5.06%
MGS-S Customer 8267	3	105.44	495.76	307,680	-	\$ 3,475.72	\$ 3,653.87	5.13%
MGS-S Customer 8268	3	99.54	362.77	102,089	-	\$ 2,828.56	\$ 2,973.14	5.11%
MGS-S Customer 8269	3	69.12	606.56	170,800	-	\$ 3,786.04	\$ 3,980.61	5.14%
MGS-S Customer 8270	3	311.64	1,214.64	629,400	-	\$ 7,941.36	\$ 8,349.77	5.14%
MGS-S Customer 8271	3	29.40	198.80	125,000	-	\$ 1,681.75	\$ 1,767.33	5.09%
MGS-S Customer 8272	1	17.20	170.96	50,880	-	\$ 1,346.34	\$ 1,414.98	5.10%
MGS-S Customer 8273	1	34.35	97.99	24,096	-	\$ 1,104.40	\$ 1,160.33	5.06%
MGS-S Customer 8274	1	58.02	231.11	105,263	-	\$ 1,850.78	\$ 1,945.29	5.11%
MGS-S Customer 8275	3	362.56	1,462.00	838,320	-	\$ 9,366.77	\$ 9,848.80	5.15%
MGS-S Customer 8276	1	38.23	120.50	23,829	-	\$ 1,229.93	\$ 1,292.35	5.08%
MGS-S Customer 8277	3	47.94	242.32	66,700	19.06	\$ 2,018.11	\$ 2,119.33	5.02%

Internal Use

Customer	Phase	Jul - Aug KW	Sept - Jun KW	Jan - Dec KWH	Jan - Dec KVAR	Distribution 7/22 Prices	Distribution 8/23 Prices	Distribution % Difference
MGS-S Customer 8278	3	49.37	154.58	59,449	-	\$ 1,588.28	\$ 1,668.85	5.07%
MGS-S Customer 8279	3	54.96	141.99	47,905	-	\$ 1,561.14	\$ 1,640.25	5.07%
MGS-S Customer 8280	3	83.00	307.73	147,897	-	\$ 2,482.48	\$ 2,609.22	5.11%
MGS-S Customer 8281	3	96.88	411.04	216,000	8.76	\$ 3,051.70	\$ 3,207.12	5.09%
MGS-S Customer 8282	3	109.96	499.48	151,800	-	\$ 3,518.00	\$ 3,698.30	5.13%
MGS-S Customer 8283	3	130.36	399.45	155,959	-	\$ 3,169.08	\$ 3,331.09	5.11%
MGS-S Customer 8284	3	76.70	370.93	133,481	-	\$ 2,739.50	\$ 2,879.64	5.12%
MGS-S Customer 8285	3	61.74	317.31	110,046	-	\$ 2,408.75	\$ 2,531.83	5.11%
MGS-S Customer 8286	3	204.55	800.78	352,345	-	\$ 5,434.98	\$ 5,714.08	5.14%
MGS-S Customer 8287	3	2.56	26.02	12,103	-	\$ 734.54	\$ 771.14	4.98%
MGS-S Customer 8288	3	54.53	201.79	85,286	-	\$ 1,835.03	\$ 1,928.37	5.09%
MGS-S Customer 8289	3	26.83	228.97	94,901	-	\$ 1,806.87	\$ 1,898.97	5.10%
MGS-S Customer 8290	1	40.12	185.76	83,760	-	\$ 1,541.92	\$ 1,620.53	5.10%
MGS-S Customer 8291	1	42.13	231.25	109,255	-	\$ 1,763.24	\$ 1,853.33	5.11%
MGS-S Customer 8292	1	51.33	179.91	19,986	-	\$ 1,577.11	\$ 1,657.46	5.09%
MGS-S Customer 8293	1	43.52	185.27	86,798	-	\$ 1,558.52	\$ 1,637.97	5.10%
MGS-S Customer 8294	3	3.04	108.84	24,698	-	\$ 1,119.83	\$ 1,176.45	5.06%
MGS-S Customer 8295	3	58.24	209.68	87,080	-	\$ 1,892.07	\$ 1,988.34	5.09%
MGS-S Customer 8296	3	49.76	273.92	94,880	-	\$ 2,141.80	\$ 2,251.11	5.10%
MGS-S Customer 8297	1	57.52	283.00	118,172	-	\$ 2,087.74	\$ 2,194.56	5.12%
MGS-S Customer 8298	3	-	72.64	23,680	27.68	\$ 982.77	\$ 1,029.85	4.79%
MGS-S Customer 8299	3	35.79	248.27	70,817	-	\$ 1,945.76	\$ 2,045.01	5.10%
MGS-S Customer 8300	3	42.58	230.53	110,509	-	\$ 1,901.49	\$ 1,998.38	5.10%
MGS-S Customer 8301	3	46.83	165.66	52,678	-	\$ 1,625.38	\$ 1,707.89	5.08%
MGS-S Customer 8302	1	35.37	110.69	40,932	-	\$ 1,168.73	\$ 1,228.00	5.07%
MGS-S Customer 8303	1	33.11	156.83	66,612	-	\$ 1,369.36	\$ 1,439.07	5.09%
MGS-S Customer 8304	3	80.68	452.74	33,519	-	\$ 3,139.55	\$ 3,300.44	5.12%
MGS-S Customer 8305	3	12.60	124.82	26,380	-	\$ 1,246.72	\$ 1,309.84	5.06%
MGS-S Customer 8306	1	56.87	190.03	65,449	-	\$ 1,654.61	\$ 1,738.94	5.10%
MGS-S Customer 8307	3	31.27	245.85	75,482	-	\$ 1,909.50	\$ 2,006.90	5.10%
MGS-S Customer 8308	3	59.84	280.04	38,680	-	\$ 2,226.02	\$ 2,339.62	5.10%
MGS-S Customer 8309	3	51.92	268.80	39,720	-	\$ 2,130.13	\$ 2,238.82	5.10%
MGS-S Customer 8310	3	231.40	1,267.20	615,000	-	\$ 7,738.85	\$ 8,137.41	5.15%
MGS-S Customer 8311	3	95.40	588.00	58,800	72.90	\$ 3,970.08	\$ 4,167.55	4.97%
MGS-S Customer 8312	3	45.73	263.14	84,281	-	\$ 2,069.63	\$ 2,175.23	5.10%
MGS-S Customer 8313	3	58.80	332.00	63,000	293.80	\$ 2,959.76	\$ 3,085.54	4.25%
MGS-S Customer 8314	3	352.00	1,478.40	985,600	-	\$ 9,383.93	\$ 9,866.94	5.15%
MGS-S Customer 8315	3	57.44	222.32	65,040	-	\$ 1,946.03	\$ 2,045.11	5.09%
MGS-S Customer 8316	3	44.15	184.53	58,283	-	\$ 1,697.68	\$ 1,783.97	5.08%
MGS-S Customer 8317	3	110.60	618.80	258,800	-	\$ 4,072.81	\$ 4,281.93	5.13%

Internal Use

Customer	Phase	Jul - Aug KW	Sept - Jun KW	Jan - Dec KWH	Jan - Dec KVAR	Distribution 7/22 Prices	Distribution 8/23 Prices	Distribution % Difference
MGS-S Customer 8318	1	71.03	331.52	202,553	-	\$ 2,386.88	\$ 2,509.13	5.12%
MGS-S Customer 8319	1	34.95	180.45	26,823	-	\$ 1,488.69	\$ 1,564.59	5.10%
MGS-S Customer 8320	3	64.32	360.96	124,880	-	\$ 2,624.73	\$ 2,759.01	5.12%
MGS-S Customer 8321	3	53.56	514.12	207,960	-	\$ 3,272.61	\$ 3,440.64	5.13%
MGS-S Customer 8322	3	55.84	240.07	102,001	-	\$ 2,019.16	\$ 2,122.05	5.10%
MGS-S Customer 8323	3	79.56	299.60	158,040	-	\$ 2,425.83	\$ 2,549.65	5.10%
MGS-S Customer 8324	3	53.38	278.43	58,763	-	\$ 2,182.73	\$ 2,294.14	5.10%
MGS-S Customer 8325	1	178.48	696.08	383,840	-	\$ 4,667.49	\$ 4,907.33	5.14%
MGS-S Customer 8326	1	45.30	202.37	66,520	-	\$ 1,647.40	\$ 1,731.46	5.10%
MGS-S Customer 8327	3	113.40	401.64	183,320	-	\$ 3,085.07	\$ 3,242.85	5.11%
MGS-S Customer 8328	1	21.80	101.64	46,960	-	\$ 1,051.61	\$ 1,104.90	5.07%
MGS-S Customer 8329	1	54.10	68.42	84,636	-	\$ 1,077.40	\$ 1,131.76	5.05%
MGS-S Customer 8330	3	107.00	422.07	181,470	-	\$ 3,143.93	\$ 3,304.83	5.12%
MGS-S Customer 8331	3	35.52	158.85	60,091	-	\$ 1,531.14	\$ 1,608.85	5.08%
MGS-S Customer 8332	1	122.88	667.44	101,600	-	\$ 4,226.60	\$ 4,443.99	5.14%
MGS-S Customer 8333	3	89.76	244.78	96,941	-	\$ 2,229.17	\$ 2,342.69	5.09%
MGS-S Customer 8334	3	50.72	210.52	115,080	-	\$ 1,854.22	\$ 1,948.58	5.09%
MGS-S Customer 8335	1	31.38	139.86	46,992	-	\$ 1,281.35	\$ 1,346.51	5.09%
MGS-S Customer 8336	3	203.20	676.32	251,840	-	\$ 4,852.48	\$ 5,101.33	5.13%
MGS-S Customer 8337	3	48.96	206.97	51,287	-	\$ 1,828.05	\$ 1,921.07	5.09%
MGS-S Customer 8338	3	29.00	103.09	36,731	-	\$ 1,237.35	\$ 1,299.85	5.05%
MGS-S Customer 8339	3	184.16	701.68	349,320	-	\$ 4,863.97	\$ 5,113.58	5.13%
MGS-S Customer 8340	3	56.92	280.50	68,186	-	\$ 2,211.94	\$ 2,324.83	5.10%
MGS-S Customer 8341	3	63.35	277.06	106,142	-	\$ 2,231.73	\$ 2,345.60	5.10%
MGS-S Customer 8342	3	38.86	238.32	56,883	-	\$ 1,916.83	\$ 2,014.55	5.10%
MGS-S Customer 8343	3	41.14	268.45	35,496	-	\$ 2,068.69	\$ 2,174.27	5.10%
MGS-S Customer 8344	3	180.40	898.88	202,800	501.56	\$ 6,606.82	\$ 6,902.70	4.48%
MGS-S Customer 8345	3	67.48	256.08	90,080	-	\$ 2,157.72	\$ 2,267.72	5.10%
MGS-S Customer 8346	3	45.24	890.64	198,440	-	\$ 4,965.96	\$ 5,222.02	5.16%
MGS-S Customer 8347	3	-	78.64	15,474	-	\$ 963.44	\$ 1,011.95	5.04%
MGS-S Customer 8348	3	-	35.72	15,618	-	\$ 765.15	\$ 803.36	4.99%
MGS-S Customer 8349	3	50.72	387.68	136,400	-	\$ 2,672.70	\$ 2,809.58	5.12%
MGS-S Customer 8350	3	473.40	2,328.60	301,800	2,402.40	\$ 18,069.70	\$ 18,790.76	3.99%
MGS-S Customer 8351	1	41.81	184.49	82,003	-	\$ 1,545.43	\$ 1,624.21	5.10%
MGS-S Customer 8352	3	214.00	997.44	585,440	-	\$ 6,395.99	\$ 6,724.94	5.14%
MGS-S Customer 8353	3	291.52	871.44	349,040	-	\$ 6,244.11	\$ 6,564.52	5.13%
MGS-S Customer 8354	3	93.58	344.38	44,384	-	\$ 2,710.52	\$ 2,849.02	5.11%
MGS-S Customer 8355	3	80.91	347.60	111,975	-	\$ 2,655.08	\$ 2,790.80	5.11%
MGS-S Customer 8356	1	67.32	209.96	79,760	-	\$ 1,804.68	\$ 1,896.72	5.10%
MGS-S Customer 8357	1	22.72	87.01	59,709	-	\$ 989.12	\$ 1,039.17	5.06%

Internal Use

Customer	Phase	Jul - Aug KW	Sept - Jun KW	Jan - Dec KWH	Jan - Dec KVAR	Distribution 7/22 Prices	Distribution 8/23 Prices	Distribution % Difference
MGS-S Customer 8358	3	240.88	961.12	502,880	-	\$ 6,377.38	\$ 6,705.13	5.14%
MGS-S Customer 8359	3	46.35	186.86	42,987	-	\$ 1,720.66	\$ 1,808.12	5.08%
MGS-S Customer 8360	3	131.52	811.20	201,120	-	\$ 5,077.80	\$ 5,338.95	5.14%
MGS-S Customer 8361	3	107.68	454.00	173,320	-	\$ 3,295.22	\$ 3,463.97	5.12%
MGS-S Customer 8362	1	40.44	163.85	44,703	-	\$ 1,442.47	\$ 1,515.92	5.09%
MGS-S Customer 8363	3	149.59	588.61	391,854	-	\$ 4,149.72	\$ 4,362.51	5.13%
MGS-S Customer 8364	3	43.87	184.78	73,553	-	\$ 1,697.28	\$ 1,783.55	5.08%
MGS-S Customer 8365	3	50.59	213.76	49,426	-	\$ 1,868.47	\$ 1,963.57	5.09%
MGS-S Customer 8366	1	91.44	413.96	201,158	-	\$ 2,881.03	\$ 3,028.78	5.13%
MGS-S Customer 8367	1	82.08	415.68	134,240	-	\$ 2,837.03	\$ 2,982.57	5.13%
MGS-S Customer 8368	1	40.28	173.39	78,273	-	\$ 1,485.66	\$ 1,561.35	5.09%
MGS-S Customer 8369	3	102.56	508.76	125,000	-	\$ 3,519.80	\$ 3,700.26	5.13%
MGS-S Customer 8370	3	43.44	146.96	59,361	-	\$ 1,520.17	\$ 1,597.24	5.07%
MGS-S Customer 8371	3	56.36	155.96	61,680	-	\$ 1,633.45	\$ 1,716.30	5.07%
MGS-S Customer 8372	3	45.52	196.27	43,055	-	\$ 1,759.52	\$ 1,849.01	5.09%
MGS-S Customer 8373	3	98.56	329.44	151,120	-	\$ 2,669.14	\$ 2,805.44	5.11%
MGS-S Customer 8374	1	81.28	317.78	162,823	-	\$ 2,380.29	\$ 2,502.11	5.12%
MGS-S Customer 8375	3	122.40	817.12	182,080	-	\$ 5,054.53	\$ 5,314.56	5.14%
MGS-S Customer 8376	3	131.04	532.36	262,960	-	\$ 3,786.90	\$ 3,980.99	5.13%
MGS-S Customer 8377	3	71.53	233.84	74,958	-	\$ 2,077.45	\$ 2,183.24	5.09%
MGS-S Customer 8378	3	54.12	165.48	69,640	-	\$ 1,665.00	\$ 1,749.51	5.08%
MGS-S Customer 8379	3	469.80	1,895.20	1,152,800	496.10	\$ 12,806.70	\$ 13,422.74	4.81%
MGS-S Customer 8380	3	118.72	444.72	111,200	-	\$ 3,313.62	\$ 3,483.24	5.12%
MGS-S Customer 8381	3	131.67	359.70	23,596	-	\$ 2,992.70	\$ 3,145.54	5.11%
MGS-S Customer 8382	3	86.23	390.07	129,485	-	\$ 2,880.82	\$ 3,028.22	5.12%
MGS-S Customer 8383	3	44.71	208.00	30,042	-	\$ 1,809.22	\$ 1,901.30	5.09%
MGS-S Customer 8384	1	44.40	164.00	81,040	-	\$ 1,465.14	\$ 1,539.73	5.09%
MGS-S Customer 8385	3	36.80	206.08	22,560	380.08	\$ 2,402.59	\$ 2,491.99	3.72%
MGS-S Customer 8386	3	56.97	240.06	101,530	-	\$ 2,025.38	\$ 2,128.59	5.10%
MGS-S Customer 8387	3	44.53	136.83	43,102	-	\$ 1,479.42	\$ 1,554.36	5.07%
MGS-S Customer 8388	3	44.35	161.77	36,235	-	\$ 1,593.64	\$ 1,674.52	5.08%
MGS-S Customer 8389	1	2.72	378.08	6,640	-	\$ 2,222.87	\$ 2,337.17	5.14%
MGS-S Customer 8390	3	-	-	66,848	-	\$ 600.12	\$ 629.76	4.94%
MGS-S Customer 8391	1	32.99	113.75	51,068	-	\$ 1,169.66	\$ 1,229.00	5.07%
MGS-S Customer 8392	3	77.38	272.75	116,096	-	\$ 2,289.68	\$ 2,406.45	5.10%
MGS-S Customer 8393	3	45.60	241.80	81,600	-	\$ 1,970.32	\$ 2,070.76	5.10%
MGS-S Customer 8394	3	44.52	242.36	111,720	-	\$ 1,966.91	\$ 2,067.18	5.10%
MGS-S Customer 8395	1	57.53	271.20	98,730	-	\$ 2,033.28	\$ 2,137.27	5.11%
MGS-S Customer 8396	3	84.52	303.76	97,443	-	\$ 2,472.58	\$ 2,598.79	5.10%
MGS-S Customer 8397	3	59.01	201.14	85,439	-	\$ 1,856.89	\$ 1,951.33	5.09%

Internal Use

Customer	Phase	Jul - Aug KW	Sept - Jun KW	Jan - Dec KWH	Jan - Dec KVAR	Distribution 7/22 Prices	Distribution 8/23 Prices	Distribution % Difference
MGS-S Customer 8398	3	69.85	284.75	158,306	-	\$ 2,303.33	\$ 2,420.87	5.10%
MGS-S Customer 8399	3	210.20	2,066.40	952,600	-	\$ 11,313.50	\$ 11,897.93	5.17%
MGS-S Customer 8400	3	44.72	193.12	111,520	65.40	\$ 1,851.71	\$ 1,940.22	4.78%
MGS-S Customer 8401	3	255.96	913.80	402,960	-	\$ 6,242.45	\$ 6,563.07	5.14%
MGS-S Customer 8402	1	-	72.29	89,067	-	\$ 795.02	\$ 835.17	5.05%
MGS-S Customer 8403	3	49.84	269.20	64,200	-	\$ 2,120.44	\$ 2,228.64	5.10%
MGS-S Customer 8404	3	152.28	649.20	443,040	73.38	\$ 4,569.32	\$ 4,797.41	4.99%
MGS-S Customer 8405	3	12.16	65.28	37,760	-	\$ 969.20	\$ 1,017.91	5.03%
MGS-S Customer 8406	3	114.24	536.88	117,240	-	\$ 3,714.54	\$ 3,905.02	5.13%
MGS-S Customer 8407	3	141.44	510.88	164,880	-	\$ 3,745.38	\$ 3,937.23	5.12%
MGS-S Customer 8408	3	29.22	204.94	47,790	-	\$ 1,709.11	\$ 1,796.12	5.09%
MGS-S Customer 8409	3	190.72	804.96	384,720	-	\$ 5,377.53	\$ 5,653.76	5.14%
MGS-S Customer 8410	3	111.37	410.74	138,226	-	\$ 3,115.84	\$ 3,275.24	5.12%
MGS-S Customer 8411	3	111.88	519.28	115,880	5.26	\$ 3,629.07	\$ 3,814.66	5.11%
MGS-S Customer 8412	3	127.40	715.84	14,520	-	\$ 4,614.37	\$ 4,851.48	5.14%
MGS-S Customer 8413	3	-	4.99	1,944	-	\$ 623.17	\$ 654.01	4.95%
MGS-S Customer 8414	1	47.27	196.98	88,339	-	\$ 1,633.44	\$ 1,716.75	5.10%
MGS-S Customer 8415	3	32.96	142.80	53,920	-	\$ 1,442.78	\$ 1,515.92	5.07%
MGS-S Customer 8416	3	105.40	548.50	427,700	134.35	\$ 3,947.56	\$ 4,138.35	4.83%
MGS-S Customer 8417	3	57.52	202.80	51,600	-	\$ 1,856.29	\$ 1,950.71	5.09%
MGS-S Customer 8418	1	32.85	159.99	92,435	-	\$ 1,382.51	\$ 1,452.91	5.09%
MGS-S Customer 8419	3	54.25	284.64	140,210	-	\$ 2,216.24	\$ 2,329.39	5.11%
MGS-S Customer 8420	3	37.01	153.91	70,581	-	\$ 1,516.59	\$ 1,593.53	5.07%
MGS-S Customer 8421	3	35.17	159.34	92,173	-	\$ 1,531.46	\$ 1,609.19	5.08%
MGS-S Customer 8422	3	390.00	1,412.40	504,000	111.00	\$ 9,478.61	\$ 9,956.42	5.04%
MGS-S Customer 8423	3	549.84	2,899.84	533,600	406.84	\$ 17,740.62	\$ 18,620.18	4.96%
MGS-S Customer 8424	1	14.28	91.28	36,664	-	\$ 962.01	\$ 1,010.71	5.06%
MGS-S Customer 8425	1	15.70	197.02	56,137	-	\$ 1,458.41	\$ 1,532.89	5.11%
MGS-S Customer 8426	1	63.36	496.56	173,760	-	\$ 3,106.80	\$ 3,266.51	5.14%
MGS-S Customer 8427	3	114.40	360.40	139,600	-	\$ 2,900.09	\$ 3,048.26	5.11%
MGS-S Customer 8428	3	63.20	388.56	148,800	-	\$ 2,746.03	\$ 2,886.62	5.12%
MGS-S Customer 8429	1	31.15	144.10	50,613	-	\$ 1,299.66	\$ 1,365.77	5.09%
MGS-S Customer 8430	1	27.64	187.73	54,471	-	\$ 1,481.75	\$ 1,557.35	5.10%
MGS-S Customer 8431	1	63.36	456.96	155,400	-	\$ 2,923.84	\$ 3,074.05	5.14%
MGS-S Customer 8432	1	73.36	538.16	181,760	-	\$ 3,354.49	\$ 3,526.99	5.14%
MGS-S Customer 8433	3	113.22	216.16	56,265	-	\$ 2,227.15	\$ 2,340.37	5.08%
MGS-S Customer 8434	1	51.73	185.46	57,633	-	\$ 1,604.97	\$ 1,686.76	5.10%
MGS-S Customer 8435	3	22.35	155.81	40,751	-	\$ 1,444.00	\$ 1,517.30	5.08%
MGS-S Customer 8436	1	111.25	485.77	226,675	-	\$ 3,322.73	\$ 3,493.27	5.13%
MGS-S Customer 8437	3	78.31	433.32	97,257	-	\$ 3,036.68	\$ 3,192.24	5.12%

Internal Use

Customer	Phase	Jul - Aug KW	Sept - Jun KW	Jan - Dec KWH	Jan - Dec KVAR	Distribution 7/22 Prices	Distribution 8/23 Prices	Distribution % Difference
MGS-S Customer 8438	1	35.43	149.59	67,060	-	\$ 1,348.78	\$ 1,417.40	5.09%
MGS-S Customer 8439	1	77.99	67.95	22,326	-	\$ 1,207.81	\$ 1,268.76	5.05%
MGS-S Customer 8440	1	76.96	215.43	101,861	-	\$ 1,883.45	\$ 1,979.51	5.10%
MGS-S Customer 8441	3	65.18	294.36	138,545	-	\$ 2,321.81	\$ 2,440.35	5.11%
MGS-S Customer 8442	1	41.44	184.38	27,980	-	\$ 1,542.87	\$ 1,621.52	5.10%
MGS-S Customer 8443	3	12.79	63.02	30,122	-	\$ 962.26	\$ 1,010.60	5.02%
MGS-S Customer 8444	1	11.94	260.24	38,201	-	\$ 1,729.62	\$ 1,818.22	5.12%
MGS-S Customer 8445	3	120.72	436.32	202,720	-	\$ 3,285.91	\$ 3,454.07	5.12%
MGS-S Customer 8446	3	41.35	220.90	80,197	-	\$ 1,850.17	\$ 1,944.40	5.09%
MGS-S Customer 8447	3	40.02	201.90	37,488	-	\$ 1,755.01	\$ 1,844.31	5.09%
MGS-S Customer 8448	3	73.44	282.18	-	-	\$ 2,311.38	\$ 2,429.31	5.10%
MGS-S Customer 8449	3	106.71	408.63	151,016	-	\$ 3,080.23	\$ 3,237.82	5.12%
MGS-S Customer 8450	3	67.35	302.40	122,942	-	\$ 2,371.00	\$ 2,492.07	5.11%
MGS-S Customer 8451	3	45.44	224.96	115,680	-	\$ 1,891.63	\$ 1,987.98	5.09%
MGS-S Customer 8452	3	218.48	880.64	384,280	-	\$ 5,881.24	\$ 6,183.41	5.14%
MGS-S Customer 8453	1	35.40	273.20	48,240	-	\$ 1,919.69	\$ 2,017.97	5.12%
MGS-S Customer 8454	1	-	23.43	6,405	-	\$ 569.29	\$ 597.71	4.99%
MGS-S Customer 8455	3	147.96	758.04	134,280	1,024.32	\$ 6,664.79	\$ 6,917.79	3.80%
MGS-S Customer 8456	3	48.96	117.68	42,560	-	\$ 1,415.53	\$ 1,487.12	5.06%
MGS-S Customer 8457	3	97.80	407.20	160,200	-	\$ 3,024.17	\$ 3,178.93	5.12%
MGS-S Customer 8458	1	51.50	90.83	39,461	-	\$ 1,166.50	\$ 1,225.52	5.06%
MGS-S Customer 8459	3	60.14	191.01	68,354	-	\$ 1,816.36	\$ 1,908.68	5.08%
MGS-S Customer 8460	3	51.32	186.00	85,640	-	\$ 1,744.27	\$ 1,832.92	5.08%
MGS-S Customer 8461	3	16.95	188.55	32,405	-	\$ 1,565.29	\$ 1,644.93	5.09%
MGS-S Customer 8462	3	28.08	103.68	47,560	-	\$ 1,234.97	\$ 1,297.35	5.05%
MGS-S Customer 8463	1	60.04	222.80	87,800	-	\$ 1,823.60	\$ 1,916.68	5.10%
MGS-S Customer 8464	3	40.32	208.68	119,400	-	\$ 1,788.00	\$ 1,879.01	5.09%
MGS-S Customer 8465	3	-	185.28	30,960	-	\$ 1,456.11	\$ 1,530.22	5.09%
MGS-S Customer 8466	1	50.81	247.34	40,854	-	\$ 1,885.75	\$ 1,982.13	5.11%
MGS-S Customer 8467	3	211.32	588.84	289,080	-	\$ 4,493.39	\$ 4,723.52	5.12%
MGS-S Customer 8468	3	231.36	1,294.20	600,720	215.22	\$ 8,229.25	\$ 8,634.27	4.92%
MGS-S Customer 8469	1	44.36	198.49	89,764	-	\$ 1,624.26	\$ 1,707.12	5.10%
MGS-S Customer 8470	1	125.96	418.92	148,040	-	\$ 3,095.53	\$ 3,254.14	5.12%
MGS-S Customer 8471	3	47.87	255.05	42,743	-	\$ 2,044.13	\$ 2,148.39	5.10%
MGS-S Customer 8472	1	47.75	169.68	69,398	-	\$ 1,509.97	\$ 1,586.87	5.09%
MGS-S Customer 8473	3	93.10	352.72	174,828	-	\$ 2,746.39	\$ 2,886.75	5.11%
MGS-S Customer 8474	3	77.37	349.77	98,337	-	\$ 2,645.46	\$ 2,780.71	5.11%
MGS-S Customer 8475	3	114.72	561.28	226,720	-	\$ 3,829.93	\$ 4,026.40	5.13%
MGS-S Customer 8476	1	65.11	267.21	124,717	-	\$ 2,056.91	\$ 2,162.07	5.11%
MGS-S Customer 8477	3	30.94	152.65	58,226	-	\$ 1,477.08	\$ 1,552.02	5.07%

Internal Use

Customer	Phase	Jul - Aug KW	Sept - Jun KW	Jan - Dec KWH	Jan - Dec KVAR	Distribution 7/22 Prices	Distribution 8/23 Prices	Distribution % Difference
MGS-S Customer 8478	3	152.48	737.76	440,880	-	\$ 4,854.84	\$ 5,104.23	5.14%
MGS-S Customer 8479	3	50.55	194.21	101,350	-	\$ 1,777.92	\$ 1,868.33	5.09%
MGS-S Customer 8480	3	59.12	227.28	130,760	-	\$ 1,978.27	\$ 2,079.01	5.09%
MGS-S Customer 8481	1	40.46	116.62	48,445	-	\$ 1,224.38	\$ 1,286.50	5.07%
MGS-S Customer 8482	3	69.96	388.56	131,280	22.38	\$ 2,821.59	\$ 2,964.07	5.05%
MGS-S Customer 8483	3	112.00	567.52	129,760	572.72	\$ 4,817.29	\$ 5,014.49	4.09%
MGS-S Customer 8484	3	451.36	2,125.60	562,400	1,278.56	\$ 15,098.99	\$ 15,765.16	4.41%
MGS-S Customer 8485	1	56.39	254.87	97,997	-	\$ 1,951.50	\$ 2,051.26	5.11%
MGS-S Customer 8486	3	173.70	929.70	205,500	521.60	\$ 6,746.09	\$ 7,047.49	4.47%
MGS-S Customer 8487	3	45.24	347.04	126,840	-	\$ 2,454.53	\$ 2,580.12	5.12%
MGS-S Customer 8488	1	68.43	356.14	161,938	-	\$ 2,486.19	\$ 2,613.63	5.13%
MGS-S Customer 8489	1	208.80	243.68	106,160	-	\$ 2,745.68	\$ 2,885.43	5.09%
MGS-S Customer 8490	3	403.92	1,789.12	354,400	-	\$ 11,107.61	\$ 11,679.74	5.15%
MGS-S Customer 8491	3	236.40	1,560.90	691,500	-	\$ 9,123.50	\$ 9,593.95	5.16%
MGS-S Customer 8492	3	179.40	1,078.92	294,480	-	\$ 6,580.40	\$ 6,919.21	5.15%
MGS-S Customer 8493	3	40.22	100.39	33,539	-	\$ 1,287.14	\$ 1,352.14	5.05%
MGS-S Customer 8494	1	96.10	38.05	28,492	-	\$ 1,170.19	\$ 1,229.03	5.03%
MGS-S Customer 8495	1	36.84	147.19	81,508	-	\$ 1,345.52	\$ 1,413.96	5.09%
MGS-S Customer 8496	3	60.10	342.40	53,000	-	\$ 2,515.56	\$ 2,644.21	5.11%
MGS-S Customer 8497	3	290.96	1,096.48	496,720	-	\$ 7,280.69	\$ 7,654.95	5.14%
MGS-S Customer 8498	3	39.60	166.64	60,160	-	\$ 1,589.78	\$ 1,670.50	5.08%
MGS-S Customer 8499	1	80.08	383.84	97,280	-	\$ 2,678.82	\$ 2,816.17	5.13%
MGS-S Customer 8500	3	113.04	306.56	139,600	-	\$ 2,643.80	\$ 2,778.66	5.10%
MGS-S Customer 8501	3	159.68	535.04	170,560	14.24	\$ 3,982.44	\$ 4,185.20	5.09%
MGS-S Customer 8502	3	147.73	644.27	480,014	-	\$ 4,396.55	\$ 4,622.18	5.13%
MGS-S Customer 8503	1	61.44	240.16	105,960	-	\$ 1,911.57	\$ 2,009.21	5.11%
MGS-S Customer 8504	3	76.92	393.34	189,081	-	\$ 2,844.26	\$ 2,989.84	5.12%
MGS-S Customer 8505	3	169.60	1,112.00	253,200	245.50	\$ 7,096.19	\$ 7,440.20	4.85%
MGS-S Customer 8506	3	-	-	32,591	-	\$ 600.12	\$ 629.76	4.94%
MGS-S Customer 8507	1	129.51	177.02	65,382	-	\$ 1,997.65	\$ 2,099.20	5.08%
MGS-S Customer 8508	3	76.62	304.50	118,137	-	\$ 2,432.15	\$ 2,556.32	5.11%
MGS-S Customer 8509	3	388.32	1,367.88	618,240	-	\$ 9,074.90	\$ 9,541.56	5.14%
MGS-S Customer 8510	1	17.33	71.73	39,920	-	\$ 888.61	\$ 933.48	5.05%
MGS-S Customer 8511	1	80.19	107.22	43,008	-	\$ 1,401.45	\$ 1,472.44	5.07%
MGS-S Customer 8512	3	34.05	141.59	75,837	-	\$ 1,443.24	\$ 1,516.40	5.07%
MGS-S Customer 8513	3	171.24	802.44	306,240	-	\$ 5,257.77	\$ 5,527.95	5.14%
MGS-S Customer 8514	1	101.75	148.16	71,296	-	\$ 1,710.25	\$ 1,797.10	5.08%
MGS-S Customer 8515	3	118.68	548.08	297,400	-	\$ 3,790.92	\$ 3,985.33	5.13%
MGS-S Customer 8516	3	115.55	462.53	263,716	-	\$ 3,378.31	\$ 3,551.31	5.12%
MGS-S Customer 8517	3	41.48	207.88	122,800	-	\$ 1,790.74	\$ 1,881.89	5.09%

Internal Use

Customer	Phase	Jul - Aug KW	Sept - Jun KW	Jan - Dec KWH	Jan - Dec KVAR	Distribution 7/22 Prices	Distribution 8/23 Prices	Distribution % Difference
MGS-S Customer 8518	3	44.75	230.05	90,969	-	\$ 1,911.31	\$ 2,008.70	5.10%
MGS-S Customer 8519	3	170.12	892.32	184,160	-	\$ 5,666.80	\$ 5,958.23	5.14%
MGS-S Customer 8520	1	24.02	94.76	40,060	-	\$ 1,032.14	\$ 1,084.41	5.06%
MGS-S Customer 8521	3	11.83	64.80	28,439	-	\$ 965.15	\$ 1,013.66	5.03%
MGS-S Customer 8522	1	51.72	221.81	102,805	-	\$ 1,772.85	\$ 1,863.36	5.11%
MGS-S Customer 8523	3	-	44.00	16,381	-	\$ 803.40	\$ 843.60	5.00%
MGS-S Customer 8524	3	180.24	765.24	419,160	-	\$ 5,135.86	\$ 5,399.63	5.14%
MGS-S Customer 8525	1	31.03	264.54	81,622	-	\$ 1,855.43	\$ 1,950.41	5.12%
MGS-S Customer 8526	1	33.56	191.43	64,902	-	\$ 1,531.70	\$ 1,609.84	5.10%
MGS-S Customer 8527	1	2.04	74.18	3,211	-	\$ 815.07	\$ 856.25	5.05%
MGS-S Customer 8528	3	317.04	1,596.12	978,480	30.66	\$ 9,785.89	\$ 10,287.37	5.12%
MGS-S Customer 8529	3	63.93	262.93	107,815	-	\$ 2,169.67	\$ 2,280.31	5.10%
MGS-S Customer 8530	3	94.74	330.41	178,420	-	\$ 2,652.42	\$ 2,787.89	5.11%
MGS-S Customer 8531	3	123.68	1,408.32	438,880	-	\$ 7,792.98	\$ 8,195.25	5.16%
MGS-S Customer 8532	3	39.32	175.34	75,441	-	\$ 1,628.42	\$ 1,711.15	5.08%
MGS-S Customer 8533	3	101.20	829.76	203,360	-	\$ 4,995.27	\$ 5,252.39	5.15%
MGS-S Customer 8534	1	38.15	117.65	26,617	-	\$ 1,216.32	\$ 1,278.03	5.07%
MGS-S Customer 8535	3	73.76	550.32	247,920	-	\$ 3,551.97	\$ 3,734.34	5.13%
MGS-S Customer 8536	3	87.84	340.72	125,440	-	\$ 2,661.76	\$ 2,797.77	5.11%
MGS-S Customer 8537	1	33.62	132.55	46,939	-	\$ 1,260.01	\$ 1,324.04	5.08%
MGS-S Customer 8538	3	41.35	176.66	70,530	-	\$ 1,645.78	\$ 1,729.40	5.08%
MGS-S Customer 8539	3	57.74	211.31	77,091	-	\$ 1,896.83	\$ 1,993.35	5.09%
MGS-S Customer 8540	3	67.67	344.60	54,279	-	\$ 2,567.74	\$ 2,699.03	5.11%
MGS-S Customer 8541	3	69.48	357.37	22,902	-	\$ 2,636.78	\$ 2,771.65	5.11%
MGS-S Customer 8542	3	88.87	255.99	51,432	-	\$ 2,276.02	\$ 2,391.98	5.09%
MGS-S Customer 8543	1	114.95	458.73	245,161	-	\$ 3,218.35	\$ 3,383.43	5.13%
MGS-S Customer 8544	3	86.16	256.88	57,440	-	\$ 2,265.09	\$ 2,380.51	5.10%
MGS-S Customer 8545	1	102.42	445.08	148,080	-	\$ 3,085.74	\$ 3,244.04	5.13%
MGS-S Customer 8546	3	86.40	353.60	164,240	-	\$ 2,713.27	\$ 2,851.97	5.11%
MGS-S Customer 8547	3	28.88	287.28	124,720	-	\$ 2,087.64	\$ 2,194.31	5.11%
MGS-S Customer 8548	3	110.96	476.24	170,120	-	\$ 3,416.18	\$ 3,591.18	5.12%
MGS-S Customer 8549	3	64.65	308.83	78,592	-	\$ 2,385.72	\$ 2,507.58	5.11%
MGS-S Customer 8550	1	88.94	236.95	112,185	-	\$ 2,049.37	\$ 2,153.94	5.10%
MGS-S Customer 8551	3	113.92	514.56	162,240	-	\$ 3,609.64	\$ 3,794.68	5.13%
MGS-S Customer 8552	3	35.50	197.20	39,960	-	\$ 1,708.21	\$ 1,795.12	5.09%
MGS-S Customer 8553	1	42.63	205.42	148,644	-	\$ 1,646.68	\$ 1,730.71	5.10%
MGS-S Customer 8554	1	151.80	187.11	80,553	-	\$ 2,167.98	\$ 2,278.19	5.08%
MGS-S Customer 8555	1	108.69	162.57	56,343	-	\$ 1,815.34	\$ 1,907.59	5.08%
MGS-S Customer 8556	1	124.68	476.36	93,240	-	\$ 3,353.80	\$ 3,525.83	5.13%
MGS-S Customer 8557	3	60.74	111.92	27,723	-	\$ 1,454.30	\$ 1,527.81	5.05%

Internal Use

Customer	Phase	Jul - Aug KW	Sept - Jun KW	Jan - Dec KWH	Jan - Dec KVAR	Distribution 7/22 Prices	Distribution 8/23 Prices	Distribution % Difference
MGS-S Customer 8558	1	55.11	233.65	71,663	-	\$ 1,846.36	\$ 1,940.67	5.11%
MGS-S Customer 8559	3	62.76	283.44	95,640	-	\$ 2,257.93	\$ 2,373.17	5.10%
MGS-S Customer 8560	3	252.24	1,372.08	678,960	-	\$ 8,339.06	\$ 8,768.63	5.15%
MGS-S Customer 8561	3	40.67	159.17	67,101	-	\$ 1,561.20	\$ 1,640.43	5.07%
MGS-S Customer 8562	3	132.28	514.48	134,440	-	\$ 3,711.17	\$ 3,901.33	5.12%
MGS-S Customer 8563	3	34.94	189.03	56,850	-	\$ 1,667.36	\$ 1,752.15	5.09%
MGS-S Customer 8564	3	600.00	2,721.12	1,474,560	8.00	\$ 16,515.29	\$ 17,366.00	5.15%
MGS-S Customer 8565	1	-	37.86	11,917	-	\$ 635.95	\$ 667.84	5.01%
MGS-S Customer 8566	3	118.48	517.52	110,640	110.80	\$ 3,836.99	\$ 4,024.01	4.87%
MGS-S Customer 8567	3	-	211.08	15,680	-	\$ 1,575.31	\$ 1,655.61	5.10%
MGS-S Customer 8568	3	57.86	251.80	124,020	-	\$ 2,084.56	\$ 2,190.83	5.10%
MGS-S Customer 8569	3	85.78	297.85	18,732	-	\$ 2,452.27	\$ 2,577.41	5.10%
MGS-S Customer 8570	3	194.08	1,134.88	435,520	-	\$ 6,920.41	\$ 7,276.76	5.15%
MGS-S Customer 8571	3	214.76	1,045.48	294,480	-	\$ 6,622.16	\$ 6,962.84	5.14%
MGS-S Customer 8572	1	47.22	177.85	50,414	-	\$ 1,544.78	\$ 1,623.48	5.09%
MGS-S Customer 8573	3	60.97	274.94	94,326	-	\$ 2,208.73	\$ 2,321.42	5.10%
MGS-S Customer 8574	1	101.84	453.20	31,840	-	\$ 3,120.04	\$ 3,280.12	5.13%
MGS-S Customer 8575	1	40.75	173.92	75,075	-	\$ 1,490.71	\$ 1,566.66	5.09%
MGS-S Customer 8576	1	43.12	187.24	91,920	-	\$ 1,565.40	\$ 1,645.22	5.10%
MGS-S Customer 8577	1	36.52	204.72	95,200	-	\$ 1,609.53	\$ 1,691.69	5.10%
MGS-S Customer 8578	3	77.32	340.13	199,782	-	\$ 2,600.65	\$ 2,733.57	5.11%
MGS-S Customer 8579	3	102.05	283.60	100,140	-	\$ 2,476.73	\$ 2,603.01	5.10%
MGS-S Customer 8580	1	37.38	170.70	128,223	-	\$ 1,457.13	\$ 1,531.37	5.09%
MGS-S Customer 8581	3	17.75	91.46	32,368	-	\$ 1,121.18	\$ 1,177.74	5.04%
MGS-S Customer 8582	3	151.92	672.24	271,520	-	\$ 4,549.02	\$ 4,782.54	5.13%
MGS-S Customer 8583	3	144.87	160.19	25,836	-	\$ 2,144.23	\$ 2,252.88	5.07%
MGS-S Customer 8584	3	147.90	529.80	190,600	-	\$ 3,868.64	\$ 4,066.85	5.12%
MGS-S Customer 8585	3	38.08	679.76	245,840	-	\$ 3,951.96	\$ 4,155.40	5.15%
MGS-S Customer 8586	3	203.64	900.36	239,760	-	\$ 5,889.99	\$ 6,192.73	5.14%
MGS-S Customer 8587	3	80.16	357.76	178,880	-	\$ 2,697.86	\$ 2,835.81	5.11%
MGS-S Customer 8588	3	63.36	374.72	149,680	-	\$ 2,682.97	\$ 2,820.29	5.12%
MGS-S Customer 8589	3	-	-	71,395	-	\$ 600.12	\$ 629.76	4.94%
MGS-S Customer 8590	3	75.00	264.24	104,760	-	\$ 2,237.16	\$ 2,351.22	5.10%
MGS-S Customer 8591	3	96.48	390.28	93,280	-	\$ 2,938.68	\$ 3,089.00	5.12%
MGS-S Customer 8592	3	88.16	454.28	247,560	-	\$ 3,188.18	\$ 3,351.53	5.12%
MGS-S Customer 8593	3	190.60	855.80	197,800	-	\$ 5,611.75	\$ 5,900.15	5.14%
MGS-S Customer 8594	3	160.36	571.34	203,855	-	\$ 4,129.71	\$ 4,341.37	5.13%
MGS-S Customer 8595	3	22.41	180.26	56,785	-	\$ 1,557.30	\$ 1,636.47	5.08%
MGS-S Customer 8596	3	208.32	1,056.96	309,600	-	\$ 6,639.45	\$ 6,981.09	5.15%
MGS-S Customer 8597	3	16.12	166.41	64,675	-	\$ 1,458.40	\$ 1,532.49	5.08%

Internal Use

Customer	Phase	Jul - Aug KW	Sept - Jun KW	Jan - Dec KWH	Jan - Dec KVAR	Distribution 7/22 Prices	Distribution 8/23 Prices	Distribution % Difference
MGS-S Customer 8598	3	65.98	248.30	55,734	-	\$ 2,113.46	\$ 2,221.16	5.10%
MGS-S Customer 8599	3	50.40	570.64	63,440	-	\$ 3,516.20	\$ 3,696.90	5.14%
MGS-S Customer 8600	1	58.16	81.32	30,240	-	\$ 1,159.53	\$ 1,218.13	5.05%
MGS-S Customer 8601	1	88.37	363.87	207,282	-	\$ 2,632.57	\$ 2,767.45	5.12%
MGS-S Customer 8602	3	39.72	344.52	143,280	-	\$ 2,412.25	\$ 2,535.69	5.12%
MGS-S Customer 8603	3	85.67	378.86	174,925	-	\$ 2,825.92	\$ 2,970.48	5.12%
MGS-S Customer 8604	1	31.02	123.13	63,231	-	\$ 1,202.06	\$ 1,263.10	5.08%
MGS-S Customer 8605	3	74.83	279.50	123,137	-	\$ 2,306.72	\$ 2,424.39	5.10%
MGS-S Customer 8606	3	234.36	1,269.44	661,720	1.54	\$ 7,768.25	\$ 8,168.18	5.15%
MGS-S Customer 8607	1	55.83	253.93	60,171	-	\$ 1,944.05	\$ 2,043.43	5.11%
MGS-S Customer 8608	3	46.19	180.53	85,522	-	\$ 1,690.52	\$ 1,776.42	5.08%
MGS-S Customer 8609	3	88.38	410.67	183,310	-	\$ 2,987.92	\$ 3,140.87	5.12%
MGS-S Customer 8610	3	64.49	268.68	112,094	-	\$ 2,199.34	\$ 2,311.52	5.10%
MGS-S Customer 8611	3	42.12	193.76	68,600	-	\$ 1,729.06	\$ 1,816.99	5.09%
MGS-S Customer 8612	1	94.47	127.29	54,145	-	\$ 1,573.43	\$ 1,653.23	5.07%
MGS-S Customer 8613	3	174.60	809.16	180,480	-	\$ 5,307.47	\$ 5,580.20	5.14%
MGS-S Customer 8614	1	29.61	140.42	54,137	-	\$ 1,274.12	\$ 1,338.91	5.09%
MGS-S Customer 8615	3	36.88	118.72	42,320	-	\$ 1,353.29	\$ 1,421.75	5.06%
MGS-S Customer 8616	3	54.28	214.85	87,407	-	\$ 1,893.98	\$ 1,990.38	5.09%
MGS-S Customer 8617	1	30.22	201.65	82,487	-	\$ 1,560.38	\$ 1,640.04	5.11%
MGS-S Customer 8618	3	46.60	151.64	34,000	-	\$ 1,559.33	\$ 1,638.41	5.07%
MGS-S Customer 8619	1	75.93	317.60	106,730	-	\$ 2,349.76	\$ 2,470.05	5.12%
MGS-S Customer 8620	3	73.36	168.84	83,680	-	\$ 1,787.31	\$ 1,878.01	5.07%
MGS-S Customer 8621	3	42.67	176.97	33,601	-	\$ 1,654.54	\$ 1,738.60	5.08%
MGS-S Customer 8622	1	23.71	112.77	43,413	-	\$ 1,113.63	\$ 1,170.13	5.07%
MGS-S Customer 8623	3	144.64	1,047.84	436,320	-	\$ 6,243.89	\$ 6,565.51	5.15%
MGS-S Customer 8624	3	97.96	329.76	139,360	-	\$ 2,667.29	\$ 2,803.50	5.11%
MGS-S Customer 8625	3	59.29	313.84	30,298	-	\$ 2,379.12	\$ 2,500.68	5.11%
MGS-S Customer 8626	3	77.00	271.28	55,160	-	\$ 2,280.78	\$ 2,397.09	5.10%
MGS-S Customer 8627	3	37.12	158.24	50,760	-	\$ 1,537.20	\$ 1,615.22	5.08%
MGS-S Customer 8628	3	55.50	237.23	61,329	-	\$ 2,004.15	\$ 2,106.26	5.09%
MGS-S Customer 8629	3	81.23	364.36	149,146	-	\$ 2,734.29	\$ 2,874.12	5.11%
MGS-S Customer 8630	1	49.84	237.52	132,160	-	\$ 1,834.99	\$ 1,928.75	5.11%
MGS-S Customer 8631	3	106.64	376.08	187,280	-	\$ 2,929.46	\$ 3,079.22	5.11%
MGS-S Customer 8632	3	91.92	452.64	251,880	-	\$ 3,201.47	\$ 3,365.48	5.12%
MGS-S Customer 8633	3	204.88	939.88	85,920	-	\$ 6,079.45	\$ 6,392.03	5.14%
MGS-S Customer 8634	3	88.34	316.42	125,985	-	\$ 2,552.27	\$ 2,682.58	5.11%
MGS-S Customer 8635	3	55.94	258.82	120,882	-	\$ 2,106.34	\$ 2,213.76	5.10%
MGS-S Customer 8636	1	33.16	185.90	30,040	-	\$ 1,503.94	\$ 1,580.64	5.10%
MGS-S Customer 8637	3	95.18	368.76	207,582	-	\$ 2,832.04	\$ 2,976.83	5.11%

Internal Use

Customer	Phase	Jul - Aug KW	Sept - Jun KW	Jan - Dec KWH	Jan - Dec KVAR	Distribution 7/22 Prices	Distribution 8/23 Prices	Distribution % Difference
MGS-S Customer 8638	1	57.42	24.71	32,676	-	\$ 893.88	\$ 938.69	5.01%
MGS-S Customer 8639	1	79.52	107.32	47,065	-	\$ 1,398.19	\$ 1,469.02	5.07%
MGS-S Customer 8640	3	31.48	284.88	41,920	-	\$ 2,090.98	\$ 2,197.81	5.11%
MGS-S Customer 8641	3	39.35	157.52	47,393	-	\$ 1,546.25	\$ 1,624.72	5.07%
MGS-S Customer 8642	3	48.64	220.89	130,963	-	\$ 1,890.58	\$ 1,986.86	5.09%
MGS-S Customer 8643	3	63.91	205.33	39,837	-	\$ 1,903.45	\$ 2,000.26	5.09%
MGS-S Customer 8644	3	56.13	178.45	30,325	-	\$ 1,736.08	\$ 1,824.26	5.08%
MGS-S Customer 8645	1	45.81	209.21	74,971	-	\$ 1,681.84	\$ 1,767.67	5.10%
MGS-S Customer 8646	3	37.20	176.08	78,960	-	\$ 1,620.07	\$ 1,702.38	5.08%
MGS-S Customer 8647	1	90.40	404.32	245,600	-	\$ 2,830.72	\$ 2,975.87	5.13%
MGS-S Customer 8648	1	224.80	982.80	623,600	-	\$ 6,249.22	\$ 6,570.83	5.15%
MGS-S Customer 8649	3	76.71	263.31	152,220	-	\$ 2,242.35	\$ 2,356.67	5.10%
MGS-S Customer 8650	3	619.04	2,988.16	735,520	1,896.40	\$ 21,064.97	\$ 21,985.10	4.37%
MGS-S Customer 8651	3	180.56	718.16	395,440	-	\$ 4,920.13	\$ 5,172.68	5.13%
MGS-S Customer 8652	1	66.84	868.08	214,560	-	\$ 4,842.53	\$ 5,092.39	5.16%
MGS-S Customer 8653	3	224.72	1,269.12	590,960	4.80	\$ 7,718.81	\$ 8,115.96	5.15%
MGS-S Customer 8654	1	73.24	280.87	120,761	-	\$ 2,165.14	\$ 2,275.86	5.11%
MGS-S Customer 8655	3	116.50	465.50	169,900	66.40	\$ 3,510.19	\$ 3,684.17	4.96%
MGS-S Customer 8656	1	41.97	195.57	106,300	-	\$ 1,597.51	\$ 1,679.00	5.10%
MGS-S Customer 8657	1	58.81	255.21	134,467	-	\$ 1,966.51	\$ 2,067.02	5.11%
MGS-S Customer 8658	3	71.92	372.48	102,480	-	\$ 2,720.13	\$ 2,859.31	5.12%
MGS-S Customer 8659	3	171.68	644.00	92,720	-	\$ 4,528.22	\$ 4,760.49	5.13%
MGS-S Customer 8660	3	76.35	355.24	114,233	-	\$ 2,665.07	\$ 2,801.35	5.11%
MGS-S Customer 8661	3	173.88	829.20	257,520	-	\$ 5,396.06	\$ 5,673.39	5.14%
MGS-S Customer 8662	1	64.90	236.97	110,824	-	\$ 1,916.04	\$ 2,013.88	5.11%
MGS-S Customer 8663	1	74.14	337.16	171,853	-	\$ 2,430.20	\$ 2,554.67	5.12%
MGS-S Customer 8664	3	205.20	1,435.40	246,000	-	\$ 8,370.53	\$ 8,802.12	5.16%
MGS-S Customer 8665	1	62.88	330.25	140,138	-	\$ 2,335.78	\$ 2,455.45	5.12%
MGS-S Customer 8666	3	130.88	298.08	130,960	-	\$ 2,703.63	\$ 2,841.46	5.10%
MGS-S Customer 8667	3	66.32	375.36	65,680	-	\$ 2,702.36	\$ 2,840.66	5.12%
MGS-S Customer 8668	1	50.96	220.51	57,812	-	\$ 1,762.62	\$ 1,852.62	5.11%
MGS-S Customer 8669	3	75.05	349.14	123,837	-	\$ 2,629.67	\$ 2,764.12	5.11%
MGS-S Customer 8670	3	36.33	232.29	45,448	-	\$ 1,874.93	\$ 1,970.49	5.10%
MGS-S Customer 8671	3	98.32	432.80	149,840	-	\$ 3,145.33	\$ 3,306.37	5.12%
MGS-S Customer 8672	3	273.04	1,172.08	630,720	-	\$ 7,530.50	\$ 7,917.89	5.14%
MGS-S Customer 8673	3	172.80	841.84	502,160	-	\$ 5,448.46	\$ 5,728.53	5.14%
MGS-S Customer 8674	3	42.10	225.84	17,448	-	\$ 1,877.16	\$ 1,972.79	5.09%
MGS-S Customer 8675	3	52.82	277.39	49,699	-	\$ 2,174.81	\$ 2,285.82	5.10%
MGS-S Customer 8676	1	85.48	436.16	140,720	-	\$ 2,950.51	\$ 3,101.93	5.13%
MGS-S Customer 8677	1	112.98	231.66	62,615	-	\$ 2,158.35	\$ 2,268.38	5.10%

Internal Use

Customer	Phase	Jul - Aug KW	Sept - Jun KW	Jan - Dec KWH	Jan - Dec KVAR	Distribution 7/22 Prices	Distribution 8/23 Prices	Distribution % Difference
MGS-S Customer 8678	3	65.65	343.96	138,595	-	\$ 2,553.57	\$ 2,684.15	5.11%
MGS-S Customer 8679	1	68.80	480.00	131,080	-	\$ 3,060.48	\$ 3,217.74	5.14%
MGS-S Customer 8680	1	10.01	18.22	2,746	-	\$ 600.77	\$ 630.75	4.99%
MGS-S Customer 8681	3	13.24	171.47	24,706	-	\$ 1,465.79	\$ 1,540.29	5.08%
MGS-S Customer 8682	1	44.56	48.77	18,520	-	\$ 933.67	\$ 980.65	5.03%
MGS-S Customer 8683	1	70.81	307.56	116,443	-	\$ 2,274.96	\$ 2,391.40	5.12%
MGS-S Customer 8684	1	36.03	45.42	17,123	-	\$ 870.85	\$ 914.64	5.03%
MGS-S Customer 8685	1	58.60	258.39	79,372	-	\$ 1,980.03	\$ 2,081.25	5.11%
MGS-S Customer 8686	3	44.84	202.04	78,720	-	\$ 1,782.41	\$ 1,873.09	5.09%
MGS-S Customer 8687	3	687.20	2,499.00	1,340,590	-	\$ 15,959.46	\$ 16,781.28	5.15%
MGS-S Customer 8688	3	55.95	322.14	73,912	-	\$ 2,398.93	\$ 2,521.55	5.11%
MGS-S Customer 8689	3	414.40	2,295.40	565,800	514.00	\$ 14,378.59	\$ 15,075.16	4.84%
MGS-S Customer 8690	1	65.57	73.27	22,276	-	\$ 1,163.46	\$ 1,222.21	5.05%
MGS-S Customer 8691	1	42.80	127.68	48,302	-	\$ 1,288.46	\$ 1,353.89	5.08%
MGS-S Customer 8692	3	29.12	243.44	63,440	-	\$ 1,886.43	\$ 1,982.65	5.10%
MGS-S Customer 8693	3	38.40	193.36	68,960	-	\$ 1,706.56	\$ 1,793.36	5.09%
MGS-S Customer 8694	1	118.24	211.60	82,720	-	\$ 2,094.86	\$ 2,201.56	5.09%
MGS-S Customer 8695	3	87.06	147.48	42,037	-	\$ 1,764.66	\$ 1,854.07	5.07%
MGS-S Customer 8696	3	69.56	315.08	139,040	-	\$ 2,441.85	\$ 2,566.58	5.11%
MGS-S Customer 8697	1	94.74	322.81	168,142	-	\$ 2,478.23	\$ 2,605.03	5.12%
MGS-S Customer 8698	3	100.23	362.98	152,841	-	\$ 2,833.36	\$ 2,978.18	5.11%
MGS-S Customer 8699	3	190.56	1,150.80	274,880	-	\$ 6,974.42	\$ 7,333.61	5.15%
MGS-S Customer 8700	1	-	61.08	59,490	-	\$ 743.23	\$ 780.69	5.04%
MGS-S Customer 8701	1	38.24	157.52	63,270	-	\$ 1,401.01	\$ 1,472.33	5.09%
MGS-S Customer 8702	3	66.49	200.63	105,876	-	\$ 1,896.05	\$ 1,992.46	5.08%
MGS-S Customer 8703	1	47.01	195.85	93,087	-	\$ 1,626.77	\$ 1,709.74	5.10%
MGS-S Customer 8704	3	76.87	229.57	98,155	-	\$ 2,087.36	\$ 2,193.62	5.09%
MGS-S Customer 8705	1	69.98	352.15	169,585	-	\$ 2,476.36	\$ 2,603.27	5.12%
MGS-S Customer 8706	1	48.33	211.42	112,600	-	\$ 1,706.03	\$ 1,793.11	5.10%
MGS-S Customer 8707	3	73.18	319.13	184,050	-	\$ 2,480.65	\$ 2,607.37	5.11%
MGS-S Customer 8708	3	33.01	127.61	50,400	-	\$ 1,372.88	\$ 1,442.39	5.06%
MGS-S Customer 8709	3	34.32	142.04	60,760	-	\$ 1,446.82	\$ 1,520.16	5.07%
MGS-S Customer 8710	3	51.12	388.56	102,080	-	\$ 2,678.98	\$ 2,816.19	5.12%
MGS-S Customer 8711	1	74.07	262.13	162,532	-	\$ 2,083.17	\$ 2,189.62	5.11%
MGS-S Customer 8712	3	319.68	1,450.96	324,160	633.32	\$ 10,154.42	\$ 10,621.80	4.60%
MGS-S Customer 8713	3	88.86	411.74	168,877	-	\$ 2,995.53	\$ 3,148.87	5.12%
MGS-S Customer 8714	3	159.28	812.24	136,800	-	\$ 5,236.67	\$ 5,505.85	5.14%
MGS-S Customer 8715	3	20.83	133.75	56,868	-	\$ 1,333.65	\$ 1,401.22	5.07%
MGS-S Customer 8716	1	25.19	93.83	35,623	-	\$ 1,034.34	\$ 1,086.71	5.06%
MGS-S Customer 8717	3	50.16	250.72	98,720	-	\$ 2,036.83	\$ 2,140.69	5.10%

Internal Use

Customer	Phase	Jul - Aug KW	Sept - Jun KW	Jan - Dec KWH	Jan - Dec KVAR	Distribution 7/22 Prices	Distribution 8/23 Prices	Distribution % Difference
MGS-S Customer 8718	3	50.32	207.05	55,796	-	\$ 1,835.97	\$ 1,929.39	5.09%
MGS-S Customer 8719	3	88.74	349.64	170,835	-	\$ 2,707.96	\$ 2,846.36	5.11%
MGS-S Customer 8720	3	90.40	338.98	132,095	-	\$ 2,667.93	\$ 2,804.23	5.11%
MGS-S Customer 8721	3	121.30	335.90	106,500	-	\$ 2,825.19	\$ 2,969.41	5.10%
MGS-S Customer 8722	1	48.79	217.61	63,208	-	\$ 1,737.18	\$ 1,825.87	5.11%
MGS-S Customer 8723	3	20.87	84.29	41,450	-	\$ 1,105.37	\$ 1,161.08	5.04%
MGS-S Customer 8724	1	85.76	151.92	64,960	-	\$ 1,638.88	\$ 1,722.15	5.08%
MGS-S Customer 8725	1	44.72	113.68	54,371	-	\$ 1,234.44	\$ 1,297.04	5.07%
MGS-S Customer 8726	3	39.62	278.36	83,279	-	\$ 2,106.03	\$ 2,213.57	5.11%
MGS-S Customer 8727	3	257.92	1,462.72	216,000	2,274.40	\$ 12,655.82	\$ 13,108.73	3.58%
MGS-S Customer 8728	1	104.77	398.20	157,974	-	\$ 2,882.20	\$ 3,029.90	5.12%
MGS-S Customer 8729	3	44.65	142.42	58,464	-	\$ 1,505.91	\$ 1,582.23	5.07%
MGS-S Customer 8730	3	123.64	545.63	339,199	-	\$ 3,807.13	\$ 4,002.34	5.13%
MGS-S Customer 8731	3	39.11	171.55	81,223	-	\$ 1,609.74	\$ 1,691.50	5.08%
MGS-S Customer 8732	3	42.96	362.64	132,880	-	\$ 2,513.94	\$ 2,642.65	5.12%
MGS-S Customer 8733	3	212.59	806.50	529,217	-	\$ 5,506.02	\$ 5,788.75	5.13%
MGS-S Customer 8734	1	43.63	217.48	92,588	-	\$ 1,707.94	\$ 1,795.16	5.11%
MGS-S Customer 8735	3	127.78	517.71	272,973	-	\$ 3,701.12	\$ 3,890.79	5.12%
MGS-S Customer 8736	3	73.84	185.64	39,360	-	\$ 1,867.59	\$ 1,962.46	5.08%
MGS-S Customer 8737	3	33.37	128.87	57,324	-	\$ 1,380.70	\$ 1,450.62	5.06%
MGS-S Customer 8738	3	88.46	355.79	164,012	-	\$ 2,734.82	\$ 2,874.62	5.11%
MGS-S Customer 8739	3	40.20	145.12	73,320	-	\$ 1,493.68	\$ 1,569.41	5.07%
MGS-S Customer 8740	3	291.20	1,112.64	484,160	-	\$ 7,356.68	\$ 7,734.89	5.14%
MGS-S Customer 8741	3	143.00	544.32	234,000	-	\$ 3,908.53	\$ 4,108.85	5.13%
MGS-S Customer 8742	3	72.12	533.29	169,326	-	\$ 3,464.19	\$ 3,642.01	5.13%
MGS-S Customer 8743	3	86.00	267.55	111,006	-	\$ 2,313.50	\$ 2,431.43	5.10%
MGS-S Customer 8744	1	53.53	106.27	41,167	-	\$ 1,249.10	\$ 1,312.39	5.07%
MGS-S Customer 8745	3	-	301.12	50,400	-	\$ 1,991.29	\$ 2,093.20	5.12%
MGS-S Customer 8746	3	290.48	1,314.88	838,160	-	\$ 8,287.03	\$ 8,713.58	5.15%
MGS-S Customer 8747	3	-	161.32	75,680	-	\$ 1,345.42	\$ 1,413.78	5.08%
MGS-S Customer 8748	1	17.51	154.53	31,186	-	\$ 1,272.15	\$ 1,336.94	5.09%
MGS-S Customer 8749	3	58.04	340.12	154,880	-	\$ 2,493.60	\$ 2,621.12	5.11%
MGS-S Customer 8750	3	108.74	518.05	178,688	-	\$ 3,597.02	\$ 3,781.44	5.13%
MGS-S Customer 8751	3	49.18	245.32	84,503	-	\$ 2,006.45	\$ 2,108.73	5.10%
MGS-S Customer 8752	1	124.48	527.68	293,320	-	\$ 3,589.79	\$ 3,774.08	5.13%
MGS-S Customer 8753	3	39.96	179.40	91,040	-	\$ 1,650.73	\$ 1,734.61	5.08%
MGS-S Customer 8754	1	41.92	168.17	52,620	-	\$ 1,470.64	\$ 1,545.54	5.09%
MGS-S Customer 8755	1	33.12	110.17	41,514	-	\$ 1,153.84	\$ 1,212.36	5.07%
MGS-S Customer 8756	3	65.91	219.77	90,056	-	\$ 1,981.26	\$ 2,082.10	5.09%
MGS-S Customer 8757	3	356.32	1,325.12	811,280	-	\$ 8,699.75	\$ 9,147.19	5.14%

Internal Use

Customer	Phase	Jul - Aug KW	Sept - Jun KW	Jan - Dec KWH	Jan - Dec KVAR	Distribution 7/22 Prices	Distribution 8/23 Prices	Distribution % Difference
MGS-S Customer 8758	3	64.07	255.24	106,695	-	\$ 2,134.92	\$ 2,243.75	5.10%
MGS-S Customer 8759	3	57.04	195.28	76,160	-	\$ 1,818.89	\$ 1,911.36	5.08%
MGS-S Customer 8760	1	42.56	212.24	62,720	-	\$ 1,677.80	\$ 1,763.45	5.10%
MGS-S Customer 8761	3	-	101.18	25,135	-	\$ 1,067.57	\$ 1,121.49	5.05%
MGS-S Customer 8762	1	60.54	263.76	79,563	-	\$ 2,015.61	\$ 2,118.66	5.11%
MGS-S Customer 8763	3	48.24	214.70	119,867	-	\$ 1,859.77	\$ 1,954.44	5.09%
MGS-S Customer 8764	3	217.36	916.80	500,000	-	\$ 6,042.08	\$ 6,352.62	5.14%
MGS-S Customer 8765	3	75.92	301.20	170,160	-	\$ 2,413.02	\$ 2,536.21	5.11%
MGS-S Customer 8766	3	65.90	315.87	150,368	-	\$ 2,425.18	\$ 2,549.09	5.11%
MGS-S Customer 8767	3	40.83	158.04	50,200	-	\$ 1,556.87	\$ 1,635.87	5.07%
MGS-S Customer 8768	1	58.48	230.68	59,560	-	\$ 1,851.35	\$ 1,945.88	5.11%
MGS-S Customer 8769	1	61.74	43.56	23,602	-	\$ 1,004.94	\$ 1,055.49	5.03%
MGS-S Customer 8770	3	106.16	395.16	143,820	-	\$ 3,014.95	\$ 3,169.15	5.11%
MGS-S Customer 8771	1	60.10	339.55	157,952	-	\$ 2,363.32	\$ 2,484.44	5.12%
MGS-S Customer 8772	3	52.56	184.88	74,160	-	\$ 1,745.97	\$ 1,834.70	5.08%
MGS-S Customer 8773	1	91.80	312.12	105,134	-	\$ 2,412.52	\$ 2,535.94	5.12%
MGS-S Customer 8774	1	61.06	63.33	28,949	-	\$ 1,092.51	\$ 1,147.60	5.04%
MGS-S Customer 8775	1	45.13	118.90	23,653	-	\$ 1,260.83	\$ 1,324.80	5.07%
MGS-S Customer 8776	3	53.20	175.60	61,600	-	\$ 1,706.65	\$ 1,793.33	5.08%
MGS-S Customer 8777	3	127.00	302.72	107,480	-	\$ 2,703.54	\$ 2,841.39	5.10%
MGS-S Customer 8778	1	69.24	186.39	61,126	-	\$ 1,706.44	\$ 1,793.36	5.09%
MGS-S Customer 8779	3	56.16	231.63	79,841	-	\$ 1,981.94	\$ 2,082.89	5.09%
MGS-S Customer 8780	3	42.72	214.28	64,360	-	\$ 1,827.19	\$ 1,920.22	5.09%
MGS-S Customer 8781	3	43.20	220.16	91,413	-	\$ 1,857.02	\$ 1,951.59	5.09%
MGS-S Customer 8782	3	10.04	63.72	19,520	-	\$ 950.23	\$ 997.97	5.02%
MGS-S Customer 8783	3	32.25	151.25	60,758	-	\$ 1,477.88	\$ 1,552.85	5.07%
MGS-S Customer 8784	1	36.24	180.76	35,480	-	\$ 1,497.28	\$ 1,573.61	5.10%
MGS-S Customer 8785	3	41.90	181.58	59,632	-	\$ 1,671.56	\$ 1,756.52	5.08%
MGS-S Customer 8786	3	172.40	859.60	461,800	-	\$ 5,528.29	\$ 5,812.51	5.14%
MGS-S Customer 8787	3	486.80	1,711.84	161,760	-	\$ 11,210.56	\$ 11,787.35	5.15%
MGS-S Customer 8788	3	68.38	313.48	140,700	-	\$ 2,427.91	\$ 2,551.93	5.11%
MGS-S Customer 8789	3	68.81	353.77	204,178	-	\$ 2,616.43	\$ 2,750.24	5.11%
MGS-S Customer 8790	3	403.92	1,564.68	864,000	382.86	\$ 10,721.56	\$ 11,239.82	4.83%
MGS-S Customer 8791	1	-	196.39	50,749	-	\$ 1,368.36	\$ 1,438.30	5.11%
MGS-S Customer 8792	1	86.88	354.91	191,043	-	\$ 2,582.91	\$ 2,715.21	5.12%
MGS-S Customer 8793	1	37.31	154.01	102,327	-	\$ 1,379.64	\$ 1,449.85	5.09%
MGS-S Customer 8794	3	76.41	314.82	126,752	-	\$ 2,478.66	\$ 2,605.26	5.11%
MGS-S Customer 8795	1	117.04	227.40	102,920	-	\$ 2,161.20	\$ 2,271.35	5.10%
MGS-S Customer 8796	1	44.63	219.16	110,747	-	\$ 1,721.26	\$ 1,809.15	5.11%
MGS-S Customer 8797	1	91.98	415.78	133,116	-	\$ 2,892.43	\$ 3,040.77	5.13%

Internal Use

Customer	Phase	Jul - Aug KW	Sept - Jun KW	Jan - Dec KWH	Jan - Dec KVAR	Distribution 7/22 Prices	Distribution 8/23 Prices	Distribution % Difference
MGS-S Customer 8798	3	76.43	311.37	100,200	-	\$ 2,462.84	\$ 2,588.61	5.11%
MGS-S Customer 8799	3	78.60	373.00	151,026	-	\$ 2,759.61	\$ 2,900.78	5.12%
MGS-S Customer 8800	3	63.95	237.29	104,390	-	\$ 2,051.32	\$ 2,155.82	5.09%
MGS-S Customer 8801	3	136.40	638.16	306,640	-	\$ 4,305.44	\$ 4,526.43	5.13%
MGS-S Customer 8802	3	115.04	490.72	171,920	-	\$ 3,505.72	\$ 3,685.34	5.12%
MGS-S Customer 8803	3	41.68	192.36	101,982	-	\$ 1,720.15	\$ 1,807.62	5.09%
MGS-S Customer 8804	1	48.88	181.79	81,258	-	\$ 1,572.19	\$ 1,652.31	5.10%
MGS-S Customer 8805	1	50.96	155.21	56,528	-	\$ 1,460.94	\$ 1,535.26	5.09%
MGS-S Customer 8806	3	44.33	192.18	67,433	-	\$ 1,734.02	\$ 1,822.20	5.09%
MGS-S Customer 8807	3	127.65	386.60	197,546	-	\$ 3,094.67	\$ 3,252.84	5.11%
MGS-S Customer 8808	1	113.21	594.33	237,130	-	\$ 3,835.16	\$ 4,032.30	5.14%
MGS-S Customer 8809	1	2.22	114.31	115,457	-	\$ 1,001.47	\$ 1,052.33	5.08%
MGS-S Customer 8810	3	82.20	341.40	148,200	-	\$ 2,633.60	\$ 2,768.19	5.11%
MGS-S Customer 8811	1	52.91	104.48	14,546	-	\$ 1,237.39	\$ 1,300.08	5.07%
MGS-S Customer 8812	3	67.12	265.84	74,000	-	\$ 2,200.82	\$ 2,313.05	5.10%
MGS-S Customer 8813	3	115.20	485.44	316,240	-	\$ 3,482.21	\$ 3,660.61	5.12%
MGS-S Customer 8814	3	28.28	159.68	52,280	-	\$ 1,494.80	\$ 1,570.68	5.08%
MGS-S Customer 8815	3	108.48	487.84	155,280	-	\$ 3,456.00	\$ 3,633.10	5.12%
MGS-S Customer 8816	3	194.96	762.40	352,320	-	\$ 5,204.44	\$ 5,471.64	5.13%
MGS-S Customer 8817	3	42.58	176.93	89,115	-	\$ 1,653.86	\$ 1,737.88	5.08%
MGS-S Customer 8818	3	35.96	154.16	56,520	-	\$ 1,511.92	\$ 1,588.62	5.07%
MGS-S Customer 8819	1	-	-	37,774	-	\$ 461.04	\$ 483.84	4.95%
MGS-S Customer 8820	3	379.68	1,583.76	805,680	-	\$ 10,024.32	\$ 10,540.37	5.15%
MGS-S Customer 8821	3	206.00	726.00	358,000	-	\$ 5,097.54	\$ 5,359.10	5.13%
MGS-S Customer 8822	3	25.04	188.88	88,320	63.36	\$ 1,719.43	\$ 1,801.41	4.77%
MGS-S Customer 8823	3	214.60	780.20	374,200	3.40	\$ 5,401.45	\$ 5,678.43	5.13%
MGS-S Customer 8824	1	55.68	229.21	40,976	-	\$ 1,829.01	\$ 1,922.42	5.11%
MGS-S Customer 8825	3	82.28	277.48	115,923	-	\$ 2,338.73	\$ 2,458.01	5.10%
MGS-S Customer 8826	3	255.52	984.96	427,360	74.00	\$ 6,694.57	\$ 7,032.15	5.04%
MGS-S Customer 8827	3	298.88	1,197.52	430,760	692.32	\$ 8,968.39	\$ 9,369.12	4.47%
MGS-S Customer 8828	3	65.64	270.87	57,612	-	\$ 2,215.84	\$ 2,328.87	5.10%
MGS-S Customer 8829	1	28.98	90.11	65,228	-	\$ 1,038.19	\$ 1,090.73	5.06%
MGS-S Customer 8830	3	37.77	150.91	53,160	-	\$ 1,506.95	\$ 1,583.38	5.07%
MGS-S Customer 8831	3	47.63	174.75	72,913	-	\$ 1,671.81	\$ 1,756.73	5.08%
MGS-S Customer 8832	3	58.26	298.98	94,637	-	\$ 2,304.75	\$ 2,422.46	5.11%
MGS-S Customer 8833	3	145.32	296.45	111,752	-	\$ 2,776.25	\$ 2,917.72	5.10%
MGS-S Customer 8834	1	50.21	176.57	28,386	-	\$ 1,555.46	\$ 1,634.69	5.09%
MGS-S Customer 8835	3	-	143.04	41,787	-	\$ 1,260.96	\$ 1,324.93	5.07%
MGS-S Customer 8836	1	39.52	178.18	57,396	-	\$ 1,503.57	\$ 1,580.20	5.10%
MGS-S Customer 8837	1	76.53	172.23	70,017	Internal Use	\$ 1,681.48	\$ 1,767.05	5.09%

Customer	Phase	Jul - Aug KW	Sept - Jun KW	Jan - Dec KWH	Jan - Dec KVAR	Distribution 7/22 Prices	Distribution 8/23 Prices	Distribution % Difference
MGS-S Customer 8838	3	140.17	674.64	489,714	-	\$ 4,494.90	\$ 4,725.70	5.13%
MGS-S Customer 8839	3	55.53	110.36	29,123	-	\$ 1,418.17	\$ 1,489.85	5.05%
MGS-S Customer 8840	3	712.50	3,120.30	1,245,300	-	\$ 18,970.28	\$ 19,948.29	5.16%
MGS-S Customer 8841	1	70.80	139.76	39,920	-	\$ 1,499.67	\$ 1,575.84	5.08%
MGS-S Customer 8842	1	37.00	147.03	89,818	-	\$ 1,345.67	\$ 1,414.12	5.09%
MGS-S Customer 8843	1	39.48	168.75	86,966	-	\$ 1,459.78	\$ 1,534.13	5.09%
MGS-S Customer 8844	1	43.92	127.60	37,423	-	\$ 1,294.31	\$ 1,360.03	5.08%
MGS-S Customer 8845	3	127.28	488.48	263,360	-	\$ 3,563.30	\$ 3,745.82	5.12%
MGS-S Customer 8846	1	96.16	370.19	164,489	-	\$ 2,705.01	\$ 2,843.58	5.12%
MGS-S Customer 8847	1	35.55	193.84	61,506	-	\$ 1,553.88	\$ 1,633.16	5.10%
MGS-S Customer 8848	1	36.39	306.94	122,683	-	\$ 2,081.07	\$ 2,187.72	5.12%
MGS-S Customer 8849	1	27.47	90.68	55,332	-	\$ 1,032.44	\$ 1,084.69	5.06%
MGS-S Customer 8850	1	141.37	656.67	295,302	-	\$ 4,279.46	\$ 4,499.44	5.14%
MGS-S Customer 8851	1	48.51	224.45	86,745	-	\$ 1,767.23	\$ 1,857.48	5.11%
MGS-S Customer 8852	3	24.10	93.10	44,271	-	\$ 1,164.00	\$ 1,222.73	5.05%
MGS-S Customer 8853	3	74.64	228.12	87,840	-	\$ 2,068.29	\$ 2,173.57	5.09%
MGS-S Customer 8854	1	71.79	266.17	115,108	-	\$ 2,089.18	\$ 2,195.96	5.11%
MGS-S Customer 8855	3	85.12	522.18	149,420	-	\$ 3,485.01	\$ 3,663.80	5.13%
MGS-S Customer 8856	3	59.52	317.56	131,720	38.42	\$ 2,462.90	\$ 2,585.42	4.97%
MGS-S Customer 8857	3	234.92	1,076.68	387,800	-	\$ 6,878.19	\$ 7,232.01	5.14%
MGS-S Customer 8858	1	-	3.15	1,403	-	\$ 475.59	\$ 499.15	4.95%
MGS-S Customer 8859	3	30.28	147.27	64,929	-	\$ 1,448.56	\$ 1,522.02	5.07%
MGS-S Customer 8860	3	169.36	598.96	92,240	-	\$ 4,307.26	\$ 4,528.07	5.13%
MGS-S Customer 8861	3	199.36	659.04	268,080	-	\$ 4,751.33	\$ 4,994.96	5.13%
MGS-S Customer 8862	3	27.31	271.80	96,744	-	\$ 2,007.41	\$ 2,109.93	5.11%
MGS-S Customer 8863	3	64.32	768.80	338,880	-	\$ 4,508.95	\$ 4,741.11	5.15%
MGS-S Customer 8864	1	55.28	189.99	56,345	-	\$ 1,645.60	\$ 1,729.47	5.10%
MGS-S Customer 8865	3	54.19	165.99	59,093	-	\$ 1,667.75	\$ 1,752.40	5.08%
MGS-S Customer 8866	3	533.16	1,159.44	457,920	-	\$ 8,915.77	\$ 9,372.96	5.13%
MGS-S Customer 8867	1	100.70	458.98	134,575	-	\$ 3,140.41	\$ 3,301.56	5.13%
MGS-S Customer 8868	1	43.36	188.33	80,784	-	\$ 1,571.77	\$ 1,651.91	5.10%
MGS-S Customer 8869	3	216.96	1,113.76	514,400	-	\$ 6,949.82	\$ 7,307.51	5.15%
MGS-S Customer 8870	3	34.08	153.60	59,520	-	\$ 1,498.90	\$ 1,574.94	5.07%
MGS-S Customer 8871	3	66.51	278.40	127,747	-	\$ 2,255.46	\$ 2,370.54	5.10%
MGS-S Customer 8872	3	91.90	404.98	212,877	-	\$ 2,981.17	\$ 3,133.74	5.12%
MGS-S Customer 8873	3	74.16	265.00	84,400	-	\$ 2,236.01	\$ 2,350.01	5.10%
MGS-S Customer 8874	1	33.73	149.65	66,779	-	\$ 1,339.62	\$ 1,407.78	5.09%
MGS-S Customer 8875	1	45.98	223.46	83,380	-	\$ 1,748.61	\$ 1,837.92	5.11%
MGS-S Customer 8876	3	113.20	484.30	195,200	-	\$ 3,465.85	\$ 3,643.41	5.12%
MGS-S Customer 8877	3	117.20	406.38	131,080	-	\$ 3,128.06	\$ 3,288.04	5.11%

Internal Use

Customer	Phase	Jul - Aug KW	Sept - Jun KW	Jan - Dec KWH	Jan - Dec KVAR	Distribution 7/22 Prices	Distribution 8/23 Prices	Distribution % Difference
MGS-S Customer 8878	3	147.92	1,043.60	290,362	-	\$ 6,242.51	\$ 6,564.03	5.15%
MGS-S Customer 8879	3	131.24	506.16	269,572	-	\$ 3,666.96	\$ 3,854.83	5.12%
MGS-S Customer 8880	3	55.24	201.72	67,680	-	\$ 1,838.65	\$ 1,932.17	5.09%
MGS-S Customer 8881	1	77.97	376.38	239,243	-	\$ 2,632.65	\$ 2,767.61	5.13%
MGS-S Customer 8882	1	-	37.49	7,992	-	\$ 634.24	\$ 666.04	5.01%
MGS-S Customer 8883	3	83.08	306.94	179,651	-	\$ 2,479.28	\$ 2,605.84	5.10%
MGS-S Customer 8884	3	34.63	134.13	59,052	-	\$ 1,412.00	\$ 1,483.52	5.07%
MGS-S Customer 8885	1	57.56	264.09	78,443	-	\$ 2,000.59	\$ 2,102.89	5.11%
MGS-S Customer 8886	1	74.83	318.34	157,522	-	\$ 2,347.08	\$ 2,467.23	5.12%
MGS-S Customer 8887	1	48.36	499.60	149,320	-	\$ 3,037.59	\$ 3,193.83	5.14%
MGS-S Customer 8888	1	47.32	221.48	94,440	-	\$ 1,746.90	\$ 1,836.11	5.11%
MGS-S Customer 8889	3	6.15	176.16	78,236	-	\$ 1,448.11	\$ 1,521.75	5.09%
MGS-S Customer 8890	3	259.28	1,118.72	745,280	-	\$ 7,207.61	\$ 7,578.34	5.14%
MGS-S Customer 8891	3	161.92	808.32	199,680	539.04	\$ 6,149.58	\$ 6,418.56	4.37%
MGS-S Customer 8892	1	37.80	160.92	59,765	-	\$ 1,414.28	\$ 1,486.29	5.09%
MGS-S Customer 8893	1	36.60	137.01	60,618	-	\$ 1,297.16	\$ 1,363.09	5.08%
MGS-S Customer 8894	3	169.40	1,010.60	266,400	290.20	\$ 6,702.60	\$ 7,022.22	4.77%
MGS-S Customer 8895	3	83.68	672.72	190,880	-	\$ 4,172.51	\$ 4,387.03	5.14%
MGS-S Customer 8896	3	72.17	270.19	67,384	-	\$ 2,248.94	\$ 2,363.63	5.10%
MGS-S Customer 8897	3	96.40	599.04	201,200	-	\$ 3,902.70	\$ 4,103.11	5.14%
MGS-S Customer 8898	3	31.68	163.76	107,120	-	\$ 1,532.52	\$ 1,610.33	5.08%
MGS-S Customer 8899	1	59.73	250.96	78,832	-	\$ 1,951.98	\$ 2,051.73	5.11%
MGS-S Customer 8900	3	26.64	173.52	41,640	-	\$ 1,549.63	\$ 1,628.38	5.08%
MGS-S Customer 8901	3	-	55.40	9,517	-	\$ 856.07	\$ 899.00	5.01%
MGS-S Customer 8902	3	41.52	163.40	96,720	-	\$ 1,585.46	\$ 1,665.95	5.08%
MGS-S Customer 8903	3	30.41	137.95	84,647	-	\$ 1,406.22	\$ 1,477.49	5.07%
MGS-S Customer 8904	3	53.26	229.18	143,611	-	\$ 1,954.52	\$ 2,054.08	5.09%
MGS-S Customer 8905	1	35.79	149.14	62,659	-	\$ 1,348.70	\$ 1,417.32	5.09%
MGS-S Customer 8906	3	93.44	330.72	185,280	-	\$ 2,646.64	\$ 2,781.81	5.11%
MGS-S Customer 8907	3	201.60	1,217.52	468,000	203.48	\$ 7,689.86	\$ 8,068.15	4.92%
MGS-S Customer 8908	3	60.33	216.33	86,513	-	\$ 1,934.40	\$ 2,032.85	5.09%
MGS-S Customer 8909	3	163.68	735.20	258,960	-	\$ 4,905.17	\$ 5,157.09	5.14%
MGS-S Customer 8910	1	21.80	172.08	66,149	-	\$ 1,377.04	\$ 1,447.24	5.10%
MGS-S Customer 8911	1	84.41	165.72	69,489	-	\$ 1,695.14	\$ 1,781.35	5.09%
MGS-S Customer 8912	1	42.55	193.67	20,847	-	\$ 1,591.95	\$ 1,673.14	5.10%
MGS-S Customer 8913	3	55.44	393.76	139,920	-	\$ 2,726.98	\$ 2,866.65	5.12%
MGS-S Customer 8914	3	-	439.56	237,240	-	\$ 2,630.89	\$ 2,766.02	5.14%
MGS-S Customer 8915	1	77.36	270.97	101,530	-	\$ 2,142.27	\$ 2,251.76	5.11%
MGS-S Customer 8916	1	59.43	314.88	102,048	-	\$ 2,245.62	\$ 2,360.63	5.12%
MGS-S Customer 8917	1	46.44	214.59	83,936	-	\$ 1,710.19	\$ 1,797.49	5.10%

Internal Use

Customer	Phase	Jul - Aug KW	Sept - Jun KW	Jan - Dec KWH	Jan - Dec KVAR	Distribution 7/22 Prices	Distribution 8/23 Prices	Distribution % Difference
MGS-S Customer 8918	3	44.38	166.35	56,858	-	\$ 1,614.97	\$ 1,696.96	5.08%
MGS-S Customer 8919	3	35.36	213.04	70,240	-	\$ 1,780.61	\$ 1,871.28	5.09%
MGS-S Customer 8920	1	37.05	168.18	76,599	-	\$ 1,443.66	\$ 1,517.20	5.09%
MGS-S Customer 8921	3	67.49	446.32	168,673	-	\$ 3,036.69	\$ 3,192.34	5.13%
MGS-S Customer 8922	3	100.40	383.04	178,640	-	\$ 2,926.98	\$ 3,076.67	5.11%
MGS-S Customer 8923	1	62.23	291.75	224,032	-	\$ 2,154.30	\$ 2,264.55	5.12%
MGS-S Customer 8924	1	58.37	248.36	132,898	-	\$ 1,932.42	\$ 2,031.17	5.11%
MGS-S Customer 8925	3	-	18.52	2,074	-	\$ 685.68	\$ 719.77	4.97%
MGS-S Customer 8926	1	41.90	178.43	62,061	-	\$ 1,517.93	\$ 1,595.29	5.10%
MGS-S Customer 8927	3	-	17.26	6,845	-	\$ 679.86	\$ 713.64	4.97%
MGS-S Customer 8928	3	191.48	746.16	539,240	-	\$ 5,110.09	\$ 5,372.43	5.13%
MGS-S Customer 8929	3	79.56	198.03	56,497	-	\$ 1,956.58	\$ 2,056.02	5.08%
MGS-S Customer 8930	3	91.18	373.90	231,748	-	\$ 2,833.59	\$ 2,978.49	5.11%
MGS-S Customer 8931	3	294.24	1,272.48	600,720	-	\$ 8,112.01	\$ 8,529.43	5.15%
MGS-S Customer 8932	3	37.72	157.08	54,200	-	\$ 1,535.18	\$ 1,613.08	5.07%
MGS-S Customer 8933	3	41.89	172.34	81,829	-	\$ 1,628.82	\$ 1,711.55	5.08%
MGS-S Customer 8934	3	51.15	299.85	179,500	-	\$ 2,269.31	\$ 2,385.24	5.11%
MGS-S Customer 8935	3	552.96	2,503.68	1,989,720	-	\$ 15,236.05	\$ 16,021.40	5.15%
MGS-S Customer 8936	3	319.52	1,891.04	317,120	95.28	\$ 11,272.04	\$ 11,844.99	5.08%
MGS-S Customer 8937	3	-	197.94	33,581	-	\$ 1,514.60	\$ 1,591.75	5.09%
MGS-S Customer 8938	1	72.47	252.67	66,991	-	\$ 2,030.58	\$ 2,134.32	5.11%
MGS-S Customer 8939	1	20.59	141.16	45,403	-	\$ 1,227.47	\$ 1,289.92	5.09%
MGS-S Customer 8940	3	338.16	1,684.32	856,320	-	\$ 10,258.47	\$ 10,787.03	5.15%
MGS-S Customer 8941	1	13.77	96.66	35,282	-	\$ 984.03	\$ 1,033.89	5.07%
MGS-S Customer 8942	3	68.42	348.23	76,729	-	\$ 2,588.67	\$ 2,721.05	5.11%
MGS-S Customer 8943	1	57.46	241.69	94,468	-	\$ 1,896.55	\$ 1,993.45	5.11%
MGS-S Customer 8944	1	34.71	225.87	57,737	-	\$ 1,697.20	\$ 1,783.93	5.11%
MGS-S Customer 8945	3	90.32	527.52	122,960	-	\$ 3,538.54	\$ 3,720.07	5.13%
MGS-S Customer 8946	1	65.28	607.04	137,200	-	\$ 3,627.87	\$ 3,814.64	5.15%
MGS-S Customer 8947	3	82.51	311.09	75,798	-	\$ 2,495.29	\$ 2,622.69	5.11%
MGS-S Customer 8948	3	85.92	1,378.56	307,520	-	\$ 7,445.92	\$ 7,830.48	5.16%
MGS-S Customer 8949	1	-	119.76	33,251	-	\$ 1,014.33	\$ 1,065.87	5.08%
MGS-S Customer 8950	3	149.68	718.40	242,080	176.28	\$ 5,049.53	\$ 5,293.49	4.83%
MGS-S Customer 8951	3	120.72	527.84	216,520	-	\$ 3,708.74	\$ 3,898.86	5.13%
MGS-S Customer 8952	3	69.20	445.20	130,920	-	\$ 3,041.00	\$ 3,196.87	5.13%
MGS-S Customer 8953	3	60.00	300.00	24,767	-	\$ 2,319.12	\$ 2,437.56	5.11%
MGS-S Customer 8954	3	159.28	826.80	235,520	-	\$ 5,303.94	\$ 5,576.61	5.14%
MGS-S Customer 8955	1	76.83	53.76	29,632	-	\$ 1,135.82	\$ 1,193.03	5.04%
MGS-S Customer 8956	3	492.40	2,240.56	959,400	-	\$ 13,684.33	\$ 14,389.57	5.15%
MGS-S Customer 8957	3	118.08	606.56	186,800	-	\$ 4,057.77	\$ 4,266.05	5.13%

Internal Use

Customer	Phase	Jul - Aug KW	Sept - Jun KW	Jan - Dec KWH	Jan - Dec KVAR	Distribution 7/22 Prices	Distribution 8/23 Prices	Distribution % Difference
MGS-S Customer 8958	3	76.34	382.83	44,709	-	\$ 2,792.48	\$ 2,935.38	5.12%
MGS-S Customer 8959	3	90.16	781.36	245,760	-	\$ 4,710.39	\$ 4,952.80	5.15%
MGS-S Customer 8960	1	23.98	229.30	33,386	-	\$ 1,653.50	\$ 1,738.04	5.11%
MGS-S Customer 8961	3	53.48	304.84	130,320	-	\$ 2,305.29	\$ 2,423.07	5.11%
MGS-S Customer 8962	1	-	2.25	230	-	\$ 471.44	\$ 494.78	4.95%
MGS-S Customer 8963	1	5.40	31.24	15,326	-	\$ 635.34	\$ 667.15	5.01%
MGS-S Customer 8964	1	48.29	226.50	122,613	-	\$ 1,775.48	\$ 1,866.16	5.11%
MGS-S Customer 8965	1	59.28	264.51	155,180	-	\$ 2,012.08	\$ 2,114.96	5.11%
MGS-S Customer 8966	3	42.74	243.49	80,091	-	\$ 1,962.25	\$ 2,062.30	5.10%
MGS-S Customer 8967	1	42.32	269.02	78,384	-	\$ 1,938.79	\$ 2,038.00	5.12%
MGS-S Customer 8968	3	85.56	298.80	132,120	-	\$ 2,455.43	\$ 2,580.74	5.10%
MGS-S Customer 8969	3	407.04	1,900.80	1,087,680	311.84	\$ 12,171.02	\$ 12,770.82	4.93%
MGS-S Customer 8970	3	96.79	394.69	168,037	-	\$ 2,960.77	\$ 3,112.24	5.12%
MGS-S Customer 8971	3	64.78	337.22	136,685	-	\$ 2,517.61	\$ 2,646.32	5.11%
MGS-S Customer 8972	3	163.56	929.64	283,200	-	\$ 5,802.81	\$ 6,101.37	5.15%
MGS-S Customer 8973	3	169.04	796.96	113,760	0.48	\$ 5,221.06	\$ 5,489.30	5.14%
MGS-S Customer 8974	3	52.56	941.52	433,120	-	\$ 5,241.65	\$ 5,511.97	5.16%
MGS-S Customer 8975	1	66.63	316.88	122,566	-	\$ 2,294.82	\$ 2,412.33	5.12%
MGS-S Customer 8976	3	54.56	259.96	72,160	-	\$ 2,103.94	\$ 2,211.25	5.10%
MGS-S Customer 8977	3	60.00	185.40	25,960	-	\$ 1,789.67	\$ 1,880.60	5.08%
MGS-S Customer 8978	1	58.64	203.69	2,880	-	\$ 1,727.54	\$ 1,815.64	5.10%
MGS-S Customer 8979	3	265.12	1,115.60	738,880	-	\$ 7,225.61	\$ 7,597.23	5.14%
MGS-S Customer 8980	1	40.44	153.94	16,264	-	\$ 1,396.68	\$ 1,467.75	5.09%
MGS-S Customer 8981	3	58.30	219.19	98,634	-	\$ 1,936.34	\$ 2,034.91	5.09%
MGS-S Customer 8982	3	86.96	408.56	244,320	-	\$ 2,970.30	\$ 3,122.34	5.12%
MGS-S Customer 8983	3	219.32	659.04	238,600	-	\$ 4,862.11	\$ 5,111.33	5.13%
MGS-S Customer 8984	3	110.74	477.56	263,313	-	\$ 3,421.05	\$ 3,596.32	5.12%
MGS-S Customer 8985	1	60.79	261.84	112,559	-	\$ 2,008.13	\$ 2,110.79	5.11%
MGS-S Customer 8986	3	57.70	291.63	38,992	-	\$ 2,267.69	\$ 2,383.47	5.11%
MGS-S Customer 8987	1	73.87	188.54	10,623	-	\$ 1,742.07	\$ 1,830.81	5.09%
MGS-S Customer 8988	3	10.44	409.96	98,720	81.72	\$ 2,691.00	\$ 2,821.95	4.87%
MGS-S Customer 8989	1	5.16	154.81	51,674	-	\$ 1,204.90	\$ 1,266.30	5.10%
MGS-S Customer 8990	3	73.50	274.36	164,992	-	\$ 2,275.59	\$ 2,391.65	5.10%
MGS-S Customer 8991	3	94.76	425.64	216,400	-	\$ 3,092.49	\$ 3,250.82	5.12%
MGS-S Customer 8992	3	162.84	675.72	324,960	-	\$ 4,625.71	\$ 4,863.12	5.13%
MGS-S Customer 8993	1	128.80	163.92	85,760	-	\$ 1,933.19	\$ 2,031.40	5.08%
MGS-S Customer 8994	3	92.49	371.51	179,344	-	\$ 2,829.82	\$ 2,974.52	5.11%
MGS-S Customer 8995	3	77.92	291.72	91,030	-	\$ 2,380.32	\$ 2,501.79	5.10%
MGS-S Customer 8996	1	104.48	361.36	129,520	-	\$ 2,710.39	\$ 2,849.17	5.12%
MGS-S Customer 8997	3	84.24	564.24	223,080	-	\$ 3,674.44	\$ 3,863.09	5.13%

Internal Use

Customer	Phase	Jul - Aug KW	Sept - Jun KW	Jan - Dec KWH	Jan - Dec KVAR	Distribution 7/22 Prices	Distribution 8/23 Prices	Distribution % Difference
MGS-S Customer 8998	3	118.80	522.40	265,200	-	\$ 3,672.95	\$ 3,861.23	5.13%
MGS-S Customer 8999	3	121.60	655.36	159,520	-	\$ 4,302.76	\$ 4,523.74	5.14%
MGS-S Customer 9000	1	39.29	207.47	82,107	-	\$ 1,637.61	\$ 1,721.20	5.10%
MGS-S Customer 9001	3	133.40	327.60	130,000	-	\$ 2,854.00	\$ 2,999.62	5.10%
MGS-S Customer 9002	1	-	58.80	24,480	-	\$ 732.70	\$ 769.61	5.04%
MGS-S Customer 9003	3	105.08	345.26	58,997	-	\$ 2,778.42	\$ 2,920.34	5.11%
MGS-S Customer 9004	1	-	35.00	4,544	-	\$ 622.74	\$ 653.94	5.01%
MGS-S Customer 9005	3	198.72	988.80	534,080	154.40	\$ 6,533.75	\$ 6,856.35	4.94%
MGS-S Customer 9006	3	31.20	135.36	47,520	-	\$ 1,398.64	\$ 1,469.51	5.07%
MGS-S Customer 9007	3	71.04	228.24	75,840	-	\$ 2,048.86	\$ 2,153.17	5.09%
MGS-S Customer 9008	3	54.68	275.56	73,082	-	\$ 2,176.68	\$ 2,287.77	5.10%
MGS-S Customer 9009	3	23.30	167.40	55,800	-	\$ 1,502.82	\$ 1,579.16	5.08%
MGS-S Customer 9010	3	57.61	335.49	90,164	-	\$ 2,469.82	\$ 2,596.11	5.11%
MGS-S Customer 9011	3	41.94	215.67	64,066	-	\$ 1,829.28	\$ 1,922.43	5.09%
MGS-S Customer 9012	3	44.90	215.89	43,636	-	\$ 1,846.73	\$ 1,940.75	5.09%
MGS-S Customer 9013	3	335.40	1,352.40	802,800	-	\$ 8,709.68	\$ 9,157.81	5.15%
MGS-S Customer 9014	1	84.17	381.99	198,502	-	\$ 2,692.98	\$ 2,831.02	5.13%
MGS-S Customer 9015	1	38.19	160.68	70,467	-	\$ 1,415.34	\$ 1,487.39	5.09%
MGS-S Customer 9016	3	29.65	173.05	46,072	-	\$ 1,564.17	\$ 1,643.64	5.08%
MGS-S Customer 9017	3	27.90	360.23	70,526	-	\$ 2,419.23	\$ 2,543.13	5.12%
MGS-S Customer 9018	3	97.95	379.17	177,490	-	\$ 2,895.51	\$ 3,043.57	5.11%
MGS-S Customer 9019	3	48.20	302.68	130,440	-	\$ 2,266.01	\$ 2,381.79	5.11%
MGS-S Customer 9020	3	459.52	2,181.40	709,000	-	\$ 13,228.52	\$ 13,910.37	5.15%
MGS-S Customer 9021	3	77.59	292.67	97,458	-	\$ 2,382.88	\$ 2,504.49	5.10%
MGS-S Customer 9022	3	42.67	207.43	77,749	-	\$ 1,795.27	\$ 1,886.64	5.09%
MGS-S Customer 9023	3	210.36	1,112.64	529,680	58.80	\$ 7,007.97	\$ 7,363.55	5.07%
MGS-S Customer 9024	3	116.90	546.00	252,500	-	\$ 3,771.44	\$ 3,964.85	5.13%
MGS-S Customer 9025	3	36.48	269.45	66,058	-	\$ 2,047.44	\$ 2,151.97	5.11%
MGS-S Customer 9026	3	39.28	184.48	57,040	-	\$ 1,670.42	\$ 1,755.34	5.08%
MGS-S Customer 9027	3	64.36	345.12	129,800	-	\$ 2,551.77	\$ 2,682.26	5.11%
MGS-S Customer 9028	3	30.40	183.16	41,080	-	\$ 1,615.04	\$ 1,697.15	5.08%
MGS-S Customer 9029	3	36.11	237.00	110,008	-	\$ 1,895.47	\$ 1,992.10	5.10%
MGS-S Customer 9030	3	21.63	108.88	45,878	-	\$ 1,223.19	\$ 1,285.02	5.05%
MGS-S Customer 9031	3	26.40	165.36	91,080	-	\$ 1,510.60	\$ 1,587.32	5.08%
MGS-S Customer 9032	3	42.72	148.24	50,720	-	\$ 1,522.08	\$ 1,599.26	5.07%
MGS-S Customer 9033	1	39.37	205.81	101,424	-	\$ 1,630.39	\$ 1,713.60	5.10%
MGS-S Customer 9034	3	10.92	172.36	70,000	-	\$ 1,457.03	\$ 1,531.09	5.08%
MGS-S Customer 9035	3	53.56	173.77	51,093	-	\$ 1,700.20	\$ 1,786.54	5.08%
MGS-S Customer 9036	3	39.38	476.02	63,778	-	\$ 3,017.89	\$ 3,172.80	5.13%
MGS-S Customer 9037	1	33.85	130.45	48,547	-	\$ 1,251.59	\$ 1,315.17	5.08%

Internal Use

Customer	Phase	Jul - Aug KW	Sept - Jun KW	Jan - Dec KWH	Jan - Dec KVAR	Distribution 7/22 Prices	Distribution 8/23 Prices	Distribution % Difference
MGS-S Customer 9038	3	35.40	192.57	76,145	-	\$ 1,686.26	\$ 1,772.03	5.09%
MGS-S Customer 9039	3	46.07	180.82	69,710	-	\$ 1,691.20	\$ 1,777.13	5.08%
MGS-S Customer 9040	3	33.59	203.46	93,815	-	\$ 1,726.53	\$ 1,814.41	5.09%
MGS-S Customer 9041	3	78.03	295.69	138,143	-	\$ 2,399.27	\$ 2,521.73	5.10%
MGS-S Customer 9042	3	95.49	490.79	85,036	-	\$ 3,397.54	\$ 3,571.71	5.13%
MGS-S Customer 9043	1	12.76	49.00	22,290	-	\$ 758.24	\$ 796.37	5.03%
MGS-S Customer 9044	3	82.25	302.52	144,721	-	\$ 2,454.25	\$ 2,579.52	5.10%
MGS-S Customer 9045	3	159.40	424.56	162,080	-	\$ 3,446.26	\$ 3,622.42	5.11%
MGS-S Customer 9046	3	50.36	190.28	80,719	-	\$ 1,758.71	\$ 1,848.12	5.08%
MGS-S Customer 9047	3	-	99.28	34,160	-	\$ 1,058.79	\$ 1,112.26	5.05%
MGS-S Customer 9048	1	45.06	184.74	49,030	-	\$ 1,564.62	\$ 1,644.38	5.10%
MGS-S Customer 9049	3	19.62	112.09	58,489	-	\$ 1,226.87	\$ 1,288.90	5.06%
MGS-S Customer 9050	1	68.55	174.25	4,484	-	\$ 1,646.53	\$ 1,730.34	5.09%
MGS-S Customer 9051	3	55.60	210.35	60,052	-	\$ 1,880.52	\$ 1,976.21	5.09%
MGS-S Customer 9052	1	51.30	219.61	121,293	-	\$ 1,760.35	\$ 1,850.22	5.11%
MGS-S Customer 9053	1	115.17	483.74	149,245	-	\$ 3,335.11	\$ 3,506.26	5.13%
MGS-S Customer 9054	3	205.20	955.88	170,122	677.62	\$ 7,307.10	\$ 7,623.61	4.33%
MGS-S Customer 9055	1	48.02	232.33	92,455	-	\$ 1,800.92	\$ 1,892.92	5.11%
MGS-S Customer 9056	3	43.95	163.44	96,612	-	\$ 1,599.14	\$ 1,680.31	5.08%
MGS-S Customer 9057	3	118.84	379.32	163,080	-	\$ 3,012.14	\$ 3,166.09	5.11%
MGS-S Customer 9058	3	92.72	338.80	207,520	-	\$ 2,679.97	\$ 2,816.89	5.11%
MGS-S Customer 9059	3	43.02	226.03	33,681	-	\$ 1,883.14	\$ 1,979.07	5.09%
MGS-S Customer 9060	1	30.15	156.65	40,251	-	\$ 1,352.10	\$ 1,420.93	5.09%
MGS-S Customer 9061	1	70.66	319.96	158,412	-	\$ 2,331.42	\$ 2,450.79	5.12%
MGS-S Customer 9062	1	75.89	752.95	336,798	-	\$ 4,360.86	\$ 4,585.62	5.15%
MGS-S Customer 9063	1	70.86	273.99	132,128	-	\$ 2,120.15	\$ 2,228.55	5.11%
MGS-S Customer 9064	3	41.19	188.71	109,226	-	\$ 1,700.56	\$ 1,787.03	5.08%
MGS-S Customer 9065	3	536.00	1,974.00	1,225,000	330.50	\$ 13,256.65	\$ 13,910.13	4.93%
MGS-S Customer 9066	3	29.33	186.56	66,584	-	\$ 1,624.81	\$ 1,707.44	5.09%
MGS-S Customer 9067	3	151.32	561.08	317,960	-	\$ 4,032.14	\$ 4,238.80	5.13%
MGS-S Customer 9068	3	17.64	87.45	44,707	-	\$ 1,102.04	\$ 1,157.61	5.04%
MGS-S Customer 9069	3	48.56	238.00	141,840	-	\$ 1,969.19	\$ 2,069.54	5.10%
MGS-S Customer 9070	1	47.60	216.57	44,851	-	\$ 1,725.77	\$ 1,813.88	5.11%
MGS-S Customer 9071	3	74.49	310.64	197,087	-	\$ 2,448.70	\$ 2,573.75	5.11%
MGS-S Customer 9072	3	21.72	160.84	60,480	-	\$ 1,463.75	\$ 1,538.07	5.08%
MGS-S Customer 9073	3	111.80	412.60	211,520	-	\$ 3,126.82	\$ 3,286.79	5.12%
MGS-S Customer 9074	3	55.80	189.91	74,594	-	\$ 1,787.19	\$ 1,878.04	5.08%
MGS-S Customer 9075	3	102.72	613.32	192,040	-	\$ 4,003.75	\$ 4,209.35	5.14%
MGS-S Customer 9076	3	32.61	132.98	51,976	-	\$ 1,395.47	\$ 1,466.16	5.07%
MGS-S Customer 9077	1	89.40	342.68	190,360	-	\$ 2,540.39	\$ 2,670.47	5.12%

Internal Use

Customer	Phase	Jul - Aug KW	Sept - Jun KW	Jan - Dec KWH	Jan - Dec KVAR	Distribution 7/22 Prices	Distribution 8/23 Prices	Distribution % Difference
MGS-S Customer 9078	3	653.60	2,626.40	1,656,000	-	\$ 16,361.57	\$ 17,204.55	5.15%
MGS-S Customer 9079	3	56.22	237.42	130,982	-	\$ 2,009.02	\$ 2,111.38	5.10%
MGS-S Customer 9080	3	22.15	387.67	76,047	-	\$ 2,514.09	\$ 2,642.97	5.13%
MGS-S Customer 9081	3	33.06	231.60	59,231	-	\$ 1,853.60	\$ 1,948.08	5.10%
MGS-S Customer 9082	3	48.37	139.67	38,602	-	\$ 1,513.85	\$ 1,590.55	5.07%
MGS-S Customer 9083	1	82.53	247.98	90,457	-	\$ 2,064.75	\$ 2,170.17	5.11%
MGS-S Customer 9084	3	148.16	785.84	341,200	-	\$ 5,052.99	\$ 5,312.72	5.14%
MGS-S Customer 9085	1	-	93.66	24,987	-	\$ 893.75	\$ 939.03	5.07%
MGS-S Customer 9086	3	121.44	492.32	252,480	-	\$ 3,548.63	\$ 3,730.43	5.12%
MGS-S Customer 9087	3	186.70	943.10	536,700	-	\$ 5,993.43	\$ 6,301.69	5.14%
MGS-S Customer 9088	1	52.45	187.59	75,380	-	\$ 1,618.80	\$ 1,701.31	5.10%
MGS-S Customer 9089	3	268.92	1,310.84	283,640	752.32	\$ 9,427.65	\$ 9,847.19	4.45%
MGS-S Customer 9090	3	71.60	339.12	63,040	-	\$ 2,564.23	\$ 2,695.31	5.11%
MGS-S Customer 9091	1	58.51	140.79	67,347	-	\$ 1,436.22	\$ 1,509.19	5.08%
MGS-S Customer 9092	3	92.00	708.80	289,600	-	\$ 4,385.38	\$ 4,610.89	5.14%
MGS-S Customer 9093	1	-	76.18	75,547	-	\$ 812.99	\$ 854.07	5.05%
MGS-S Customer 9094	3	43.20	267.48	72,120	-	\$ 2,075.64	\$ 2,181.57	5.10%
MGS-S Customer 9095	1	66.43	370.78	136,331	-	\$ 2,542.73	\$ 2,673.12	5.13%
MGS-S Customer 9096	1	67.96	340.85	162,338	-	\$ 2,412.95	\$ 2,536.58	5.12%
MGS-S Customer 9097	3	179.00	747.60	302,400	589.10	\$ 6,048.95	\$ 6,308.14	4.28%
MGS-S Customer 9098	3	583.44	2,555.68	920,400	-	\$ 15,645.45	\$ 16,451.82	5.15%
MGS-S Customer 9099	3	73.44	394.92	179,640	-	\$ 2,832.24	\$ 2,977.23	5.12%
MGS-S Customer 9100	1	62.80	245.31	112,998	-	\$ 1,942.91	\$ 2,042.17	5.11%
MGS-S Customer 9101	3	58.16	201.28	56,480	-	\$ 1,852.82	\$ 1,947.05	5.09%
MGS-S Customer 9102	3	47.64	156.16	51,694	-	\$ 1,585.98	\$ 1,666.44	5.07%
MGS-S Customer 9103	3	84.48	685.84	184,160	-	\$ 4,237.56	\$ 4,455.46	5.14%
MGS-S Customer 9104	3	-	86.12	19,463	-	\$ 997.99	\$ 1,048.30	5.04%
MGS-S Customer 9105	3	21.34	286.41	106,173	-	\$ 2,041.77	\$ 2,146.12	5.11%
MGS-S Customer 9106	3	26.43	140.86	47,769	-	\$ 1,397.58	\$ 1,468.43	5.07%
MGS-S Customer 9107	3	56.96	386.00	202,560	-	\$ 2,699.57	\$ 2,837.80	5.12%
MGS-S Customer 9108	3	64.00	295.07	107,958	-	\$ 2,318.54	\$ 2,436.92	5.11%
MGS-S Customer 9109	3	36.45	296.01	99,902	-	\$ 2,169.98	\$ 2,280.87	5.11%
MGS-S Customer 9110	3	-	142.68	21,880	119.38	\$ 1,462.25	\$ 1,526.13	4.37%
MGS-S Customer 9111	1	75.33	317.62	127,059	-	\$ 2,346.53	\$ 2,466.65	5.12%
MGS-S Customer 9112	3	29.13	186.25	23,585	-	\$ 1,622.27	\$ 1,704.76	5.08%
MGS-S Customer 9113	3	30.00	306.16	85,800	-	\$ 2,181.08	\$ 2,292.60	5.11%
MGS-S Customer 9114	3	90.51	323.92	134,174	-	\$ 2,598.96	\$ 2,731.68	5.11%
MGS-S Customer 9115	1	44.24	68.84	22,800	-	\$ 1,024.61	\$ 1,076.32	5.05%
MGS-S Customer 9116	3	28.29	123.69	57,294	-	\$ 1,328.58	\$ 1,395.82	5.06%
MGS-S Customer 9117	3	64.36	261.08	49,760	-	\$ 2,163.51	\$ 2,273.83	5.10%

Internal Use

Customer	Phase	Jul - Aug KW	Sept - Jun KW	Jan - Dec KWH	Jan - Dec KVAR	Distribution 7/22 Prices	Distribution 8/23 Prices	Distribution % Difference
MGS-S Customer 9118	3	118.68	486.60	225,840	-	\$ 3,506.89	\$ 3,686.54	5.12%
MGS-S Customer 9119	3	61.70	315.91	158,657	-	\$ 2,402.06	\$ 2,524.79	5.11%
MGS-S Customer 9120	3	45.88	270.88	83,867	-	\$ 2,106.22	\$ 2,213.72	5.10%
MGS-S Customer 9121	3	54.90	212.62	85,285	-	\$ 1,887.12	\$ 1,983.16	5.09%
MGS-S Customer 9122	1	53.91	221.96	89,406	-	\$ 1,785.70	\$ 1,876.86	5.11%
MGS-S Customer 9123	1	46.42	81.81	29,146	-	\$ 1,096.63	\$ 1,152.07	5.06%
MGS-S Customer 9124	1	42.83	182.76	45,112	-	\$ 1,543.10	\$ 1,621.75	5.10%
MGS-S Customer 9125	3	-	355.84	102,240	-	\$ 2,244.10	\$ 2,359.14	5.13%
MGS-S Customer 9126	1	46.67	193.64	107,758	-	\$ 1,614.68	\$ 1,697.02	5.10%
MGS-S Customer 9127	1	23.21	237.05	110,804	-	\$ 1,685.03	\$ 1,771.22	5.12%
MGS-S Customer 9128	3	41.84	165.32	56,160	-	\$ 1,596.11	\$ 1,677.14	5.08%
MGS-S Customer 9129	3	43.81	226.65	125,915	-	\$ 1,890.39	\$ 1,986.69	5.09%
MGS-S Customer 9130	1	38.73	220.85	75,388	-	\$ 1,696.32	\$ 1,782.97	5.11%
MGS-S Customer 9131	1	27.82	131.67	57,497	-	\$ 1,223.76	\$ 1,285.95	5.08%
MGS-S Customer 9132	3	88.57	351.77	164,738	-	\$ 2,716.86	\$ 2,855.73	5.11%
MGS-S Customer 9133	1	45.46	223.04	99,033	-	\$ 1,743.79	\$ 1,832.85	5.11%
MGS-S Customer 9134	1	45.03	255.80	88,888	-	\$ 1,892.75	\$ 1,989.55	5.11%
MGS-S Customer 9135	3	30.18	289.44	66,040	-	\$ 2,104.83	\$ 2,212.39	5.11%
MGS-S Customer 9136	3	87.12	575.04	239,040	-	\$ 3,740.32	\$ 3,932.36	5.13%
MGS-S Customer 9137	3	357.40	1,382.80	703,200	-	\$ 8,972.23	\$ 9,433.81	5.14%
MGS-S Customer 9138	3	94.76	294.16	115,400	-	\$ 2,485.06	\$ 2,611.83	5.10%
MGS-S Customer 9139	1	30.24	272.92	74,593	-	\$ 1,889.76	\$ 1,986.53	5.12%
MGS-S Customer 9140	3	668.04	3,088.80	1,582,320	-	\$ 18,578.00	\$ 19,536.00	5.16%
MGS-S Customer 9141	3	358.24	1,188.32	660,640	-	\$ 8,078.39	\$ 8,493.53	5.14%
MGS-S Customer 9142	1	65.59	275.90	80,587	-	\$ 2,099.72	\$ 2,207.10	5.11%
MGS-S Customer 9143	3	77.86	302.79	164,802	-	\$ 2,431.13	\$ 2,555.24	5.11%
MGS-S Customer 9144	3	339.30	1,847.10	674,100	407.40	\$ 11,709.42	\$ 12,277.37	4.85%
MGS-S Customer 9145	3	118.65	422.83	151,416	-	\$ 3,212.10	\$ 3,376.44	5.12%
MGS-S Customer 9146	3	50.95	179.21	52,873	-	\$ 1,710.84	\$ 1,797.76	5.08%
MGS-S Customer 9147	3	112.80	1,439.20	415,200	-	\$ 7,875.26	\$ 8,281.90	5.16%
MGS-S Customer 9148	1	53.65	247.58	89,756	-	\$ 1,902.62	\$ 1,999.86	5.11%
MGS-S Customer 9149	3	40.80	155.84	46,480	-	\$ 1,546.54	\$ 1,625.01	5.07%
MGS-S Customer 9150	3	107.44	917.28	378,880	-	\$ 5,434.25	\$ 5,714.12	5.15%
MGS-S Customer 9151	3	112.08	376.57	181,277	-	\$ 2,961.92	\$ 3,113.32	5.11%
MGS-S Customer 9152	3	108.48	420.96	216,320	-	\$ 3,147.02	\$ 3,308.06	5.12%
MGS-S Customer 9153	3	369.00	1,105.60	295,200	-	\$ 7,755.94	\$ 8,154.25	5.14%
MGS-S Customer 9154	1	82.67	294.60	161,643	-	\$ 2,280.91	\$ 2,397.56	5.11%
MGS-S Customer 9155	1	43.47	185.69	41,370	-	\$ 1,560.19	\$ 1,639.72	5.10%
MGS-S Customer 9156	1	38.83	263.83	84,344	-	\$ 1,895.44	\$ 1,992.43	5.12%
MGS-S Customer 9157	3	52.80	253.12	20,160	89.60	\$ 2,214.89	\$ 2,320.07	4.75%

Internal Use

Customer	Phase	Jul - Aug KW	Sept - Jun KW	Jan - Dec KWH	Jan - Dec KVAR	Distribution 7/22 Prices	Distribution 8/23 Prices	Distribution % Difference
MGS-S Customer 9158	1	38.18	206.86	80,970	-	\$ 1,628.63	\$ 1,711.77	5.10%
MGS-S Customer 9159	3	144.12	649.44	51,960	892.38	\$ 5,917.44	\$ 6,143.30	3.82%
MGS-S Customer 9160	3	151.52	705.12	354,080	-	\$ 4,698.71	\$ 4,940.00	5.14%
MGS-S Customer 9161	3	67.44	349.04	281,760	-	\$ 2,586.98	\$ 2,719.27	5.11%
MGS-S Customer 9162	3	235.20	1,545.76	457,280	-	\$ 9,046.89	\$ 9,513.37	5.16%
MGS-S Customer 9163	3	49.97	219.34	71,406	-	\$ 1,890.80	\$ 1,987.08	5.09%
MGS-S Customer 9164	3	77.08	268.52	117,000	-	\$ 2,268.48	\$ 2,384.14	5.10%
MGS-S Customer 9165	1	72.52	153.08	41,320	-	\$ 1,570.76	\$ 1,650.60	5.08%
MGS-S Customer 9166	1	46.84	154.77	32,451	-	\$ 1,436.04	\$ 1,509.10	5.09%
MGS-S Customer 9167	3	89.08	437.22	84,430	-	\$ 3,114.47	\$ 3,273.99	5.12%
MGS-S Customer 9168	1	74.51	382.03	116,909	-	\$ 2,639.55	\$ 2,774.90	5.13%
MGS-S Customer 9169	1	36.14	160.19	76,750	-	\$ 1,401.69	\$ 1,473.06	5.09%
MGS-S Customer 9170	3	89.44	514.56	196,400	-	\$ 3,473.78	\$ 3,651.96	5.13%
MGS-S Customer 9171	3	175.84	779.68	480,560	-	\$ 5,178.15	\$ 5,444.15	5.14%
MGS-S Customer 9172	3	126.40	695.20	276,000	-	\$ 4,513.46	\$ 4,745.34	5.14%
MGS-S Customer 9173	3	76.80	317.12	106,720	-	\$ 2,491.45	\$ 2,618.71	5.11%
MGS-S Customer 9174	3	44.64	318.68	67,520	-	\$ 2,320.17	\$ 2,438.80	5.11%
MGS-S Customer 9175	3	38.74	139.88	56,706	-	\$ 1,461.37	\$ 1,535.43	5.07%
MGS-S Customer 9176	3	65.94	163.70	26,506	-	\$ 1,722.38	\$ 1,809.77	5.07%
MGS-S Customer 9177	1	61.92	222.76	99,299	-	\$ 1,833.85	\$ 1,927.45	5.10%
MGS-S Customer 9178	3	137.16	538.08	203,040	-	\$ 3,847.29	\$ 4,044.47	5.13%
MGS-S Customer 9179	1	70.42	212.56	56,240	-	\$ 1,833.90	\$ 1,927.43	5.10%
MGS-S Customer 9180	1	53.58	250.92	59,297	-	\$ 1,917.66	\$ 2,015.68	5.11%
MGS-S Customer 9181	1	23.12	229.84	115,960	-	\$ 1,651.22	\$ 1,735.65	5.11%
MGS-S Customer 9182	3	62.82	346.74	21,330	-	\$ 2,550.71	\$ 2,681.16	5.11%
MGS-S Customer 9183	3	181.20	699.60	314,720	-	\$ 4,837.93	\$ 5,086.21	5.13%
MGS-S Customer 9184	1	42.59	191.00	78,447	-	\$ 1,579.83	\$ 1,660.40	5.10%
MGS-S Customer 9185	3	54.97	241.15	73,579	-	\$ 2,019.32	\$ 2,122.22	5.10%
MGS-S Customer 9186	3	46.29	267.72	62,562	-	\$ 2,093.90	\$ 2,200.75	5.10%
MGS-S Customer 9187	3	23.48	147.08	76,400	-	\$ 1,409.94	\$ 1,481.46	5.07%
MGS-S Customer 9188	3	392.10	1,525.80	790,800	-	\$ 9,825.47	\$ 10,331.09	5.15%
MGS-S Customer 9189	3	764.00	2,953.20	1,975,520	172.24	\$ 18,776.91	\$ 19,729.24	5.07%
MGS-S Customer 9190	3	120.08	554.16	345,200	-	\$ 3,826.78	\$ 4,023.04	5.13%
MGS-S Customer 9191	1	82.48	91.60	37,920	-	\$ 1,342.00	\$ 1,409.87	5.06%
MGS-S Customer 9192	3	19.20	132.08	34,240	-	\$ 1,316.89	\$ 1,383.60	5.07%
MGS-S Customer 9193	3	65.96	359.92	100,760	-	\$ 2,629.03	\$ 2,763.52	5.12%
MGS-S Customer 9194	3	90.97	326.52	147,131	-	\$ 2,613.53	\$ 2,747.00	5.11%
MGS-S Customer 9195	1	41.12	217.92	55,800	-	\$ 1,696.05	\$ 1,782.66	5.11%
MGS-S Customer 9196	3	82.92	352.54	145,184	-	\$ 2,689.06	\$ 2,826.53	5.11%
MGS-S Customer 9197	1	41.25	200.73	95,507	-	\$ 1,617.35	\$ 1,699.88	5.10%

Internal Use

Customer	Phase	Jul - Aug KW	Sept - Jun KW	Jan - Dec KWH	Jan - Dec KVAR	Distribution 7/22 Prices	Distribution 8/23 Prices	Distribution % Difference
MGS-S Customer 9198	1	66.00	339.30	169,072	-	\$ 2,394.91	\$ 2,517.62	5.12%
MGS-S Customer 9199	1	58.03	240.01	79,617	-	\$ 1,891.95	\$ 1,988.60	5.11%
MGS-S Customer 9200	3	117.72	419.88	167,520	-	\$ 3,193.31	\$ 3,356.68	5.12%
MGS-S Customer 9201	3	70.99	328.12	168,349	-	\$ 2,510.03	\$ 2,638.29	5.11%
MGS-S Customer 9202	3	927.20	1,527.80	317,400	1,307.00	\$ 15,026.42	\$ 15,682.34	4.37%
MGS-S Customer 9203	3	199.52	718.16	340,880	-	\$ 5,025.36	\$ 5,283.22	5.13%
MGS-S Customer 9204	3	50.58	179.00	86,436	-	\$ 1,707.82	\$ 1,794.58	5.08%
MGS-S Customer 9205	3	50.49	187.45	30,828	-	\$ 1,746.36	\$ 1,835.12	5.08%
MGS-S Customer 9206	3	37.20	175.10	73,900	-	\$ 1,615.54	\$ 1,697.62	5.08%
MGS-S Customer 9207	3	57.18	221.10	71,982	-	\$ 1,938.95	\$ 2,037.67	5.09%
MGS-S Customer 9208	3	21.48	99.92	48,800	-	\$ 1,180.96	\$ 1,240.60	5.05%
MGS-S Customer 9209	3	50.37	177.91	48,816	-	\$ 1,701.62	\$ 1,788.06	5.08%
MGS-S Customer 9210	3	234.08	1,687.68	638,560	2.16	\$ 9,700.02	\$ 10,200.24	5.16%
MGS-S Customer 9211	3	33.90	266.30	89,800	-	\$ 2,018.57	\$ 2,121.62	5.11%
MGS-S Customer 9212	3	108.24	439.92	237,440	-	\$ 3,233.28	\$ 3,398.81	5.12%
MGS-S Customer 9213	3	7.83	274.41	7,116	-	\$ 1,911.35	\$ 2,009.04	5.11%
MGS-S Customer 9214	3	27.28	183.19	46,796	-	\$ 1,597.86	\$ 1,679.11	5.08%
MGS-S Customer 9215	1	-	30.00	10,070	-	\$ 599.64	\$ 629.64	5.00%
MGS-S Customer 9216	3	29.24	153.92	48,480	-	\$ 1,473.51	\$ 1,548.28	5.07%
MGS-S Customer 9217	3	137.88	563.16	147,080	82.80	\$ 4,107.91	\$ 4,311.32	4.95%
MGS-S Customer 9218	3	47.60	285.36	162,480	-	\$ 2,182.66	\$ 2,294.12	5.11%
MGS-S Customer 9219	3	88.48	396.24	243,200	-	\$ 2,921.81	\$ 3,071.32	5.12%
MGS-S Customer 9220	3	137.60	902.48	419,760	-	\$ 5,533.26	\$ 5,818.02	5.15%
MGS-S Customer 9221	3	437.60	2,230.40	520,880	1,749.68	\$ 16,307.70	\$ 16,995.17	4.22%
MGS-S Customer 9222	1	55.80	231.84	49,240	-	\$ 1,841.83	\$ 1,935.90	5.11%
MGS-S Customer 9223	3	134.32	432.96	187,640	-	\$ 3,345.87	\$ 3,517.03	5.12%
MGS-S Customer 9224	3	16.55	215.20	58,425	-	\$ 1,686.20	\$ 1,772.12	5.10%
MGS-S Customer 9225	3	112.80	594.72	255,600	-	\$ 3,973.77	\$ 4,177.72	5.13%
MGS-S Customer 9226	3	992.32	4,901.44	1,404,800	642.24	\$ 29,843.96	\$ 31,327.79	4.97%
MGS-S Customer 9227	3	499.20	2,294.16	754,080	-	\$ 13,969.70	\$ 14,689.71	5.15%
MGS-S Customer 9228	3	78.12	287.53	116,520	-	\$ 2,362.07	\$ 2,482.60	5.10%
MGS-S Customer 9229	3	100.86	411.02	92,005	-	\$ 3,058.81	\$ 3,215.33	5.12%
MGS-S Customer 9230	3	94.72	578.64	167,760	-	\$ 3,799.13	\$ 3,994.17	5.13%
MGS-S Customer 9231	3	141.26	591.77	241,691	-	\$ 4,118.09	\$ 4,329.31	5.13%
MGS-S Customer 9232	3	97.04	426.56	210,960	-	\$ 3,109.40	\$ 3,268.58	5.12%
MGS-S Customer 9233	3	30.66	184.78	68,195	-	\$ 1,623.97	\$ 1,706.54	5.08%
MGS-S Customer 9234	3	323.16	1,025.52	421,080	-	\$ 7,131.56	\$ 7,497.81	5.14%
MGS-S Customer 9235	3	65.89	262.81	111,758	-	\$ 2,179.99	\$ 2,291.16	5.10%
MGS-S Customer 9236	3	104.04	644.88	200,040	-	\$ 4,156.89	\$ 4,370.43	5.14%
MGS-S Customer 9237	3	99.66	311.44	168,622	-	\$ 2,592.09	\$ 2,724.38	5.10%

Internal Use

Customer	Phase	Jul - Aug KW	Sept - Jun KW	Jan - Dec KWH	Jan - Dec KVAR	Distribution 7/22 Prices	Distribution 8/23 Prices	Distribution % Difference
MGS-S Customer 9238	3	33.28	399.72	148,400	-	\$ 2,631.53	\$ 2,766.42	5.13%
MGS-S Customer 9239	1	47.67	245.56	65,040	-	\$ 1,860.10	\$ 1,955.18	5.11%
MGS-S Customer 9240	3	22.67	95.67	50,492	-	\$ 1,167.93	\$ 1,226.88	5.05%
MGS-S Customer 9241	1	47.84	217.44	60,240	-	\$ 1,731.12	\$ 1,819.51	5.11%
MGS-S Customer 9242	3	460.00	1,770.72	971,520	-	\$ 11,333.85	\$ 11,917.26	5.15%
MGS-S Customer 9243	3	21.36	169.80	37,834	-	\$ 1,503.14	\$ 1,579.52	5.08%
MGS-S Customer 9244	1	36.40	118.53	34,794	-	\$ 1,210.67	\$ 1,272.11	5.07%
MGS-S Customer 9245	1	65.67	136.35	34,171	-	\$ 1,455.45	\$ 1,529.36	5.08%
MGS-S Customer 9246	1	58.61	124.86	28,376	-	\$ 1,363.18	\$ 1,432.36	5.07%
MGS-S Customer 9247	3	222.24	1,039.52	456,160	-	\$ 6,636.13	\$ 6,977.49	5.14%
MGS-S Customer 9248	3	75.40	228.84	73,000	-	\$ 2,075.83	\$ 2,181.50	5.09%
MGS-S Customer 9249	3	182.80	682.16	342,800	-	\$ 4,766.24	\$ 5,010.78	5.13%
MGS-S Customer 9250	1	59.85	282.94	164,940	-	\$ 2,100.39	\$ 2,207.85	5.12%
MGS-S Customer 9251	1	39.04	378.64	89,120	-	\$ 2,427.03	\$ 2,551.63	5.13%
MGS-S Customer 9252	1	52.24	344.84	78,960	-	\$ 2,344.13	\$ 2,464.32	5.13%
MGS-S Customer 9253	3	98.27	352.11	123,536	-	\$ 2,772.27	\$ 2,913.93	5.11%
MGS-S Customer 9254	3	126.40	461.68	211,600	-	\$ 3,434.60	\$ 3,610.44	5.12%
MGS-S Customer 9255	3	67.44	192.08	73,520	4.16	\$ 1,868.89	\$ 1,963.52	5.06%
MGS-S Customer 9256	3	120.80	442.64	174,000	-	\$ 3,315.56	\$ 3,485.25	5.12%
MGS-S Customer 9257	3	94.24	374.00	190,000	-	\$ 2,851.03	\$ 2,996.82	5.11%
MGS-S Customer 9258	1	16.69	109.53	3,030	-	\$ 1,059.70	\$ 1,113.46	5.07%
MGS-S Customer 9259	1	49.58	99.36	45,278	-	\$ 1,195.25	\$ 1,255.78	5.06%
MGS-S Customer 9260	3	82.68	369.68	154,080	-	\$ 2,766.92	\$ 2,908.43	5.11%
MGS-S Customer 9261	1	44.16	271.44	79,280	-	\$ 1,960.18	\$ 2,060.49	5.12%
MGS-S Customer 9262	1	50.51	193.74	86,375	-	\$ 1,636.45	\$ 1,719.89	5.10%
MGS-S Customer 9263	1	-	-	156,695	-	\$ 461.04	\$ 483.84	4.95%
MGS-S Customer 9264	3	39.56	340.92	68,600	-	\$ 2,394.73	\$ 2,517.27	5.12%
MGS-S Customer 9265	1	42.31	78.98	74,393	-	\$ 1,060.75	\$ 1,114.35	5.05%
MGS-S Customer 9266	1	63.52	275.63	144,079	-	\$ 2,086.99	\$ 2,193.72	5.11%
MGS-S Customer 9267	1	70.04	219.56	55,840	-	\$ 1,864.13	\$ 1,959.23	5.10%
MGS-S Customer 9268	1	75.04	716.72	348,720	-	\$ 4,188.76	\$ 4,404.58	5.15%
MGS-S Customer 9269	1	59.71	173.52	53,487	-	\$ 1,594.09	\$ 1,675.26	5.09%
MGS-S Customer 9270	3	24.17	133.14	56,207	-	\$ 1,349.37	\$ 1,417.73	5.07%
MGS-S Customer 9271	3	86.40	721.08	261,240	-	\$ 4,411.03	\$ 4,637.92	5.14%
MGS-S Customer 9272	3	48.08	196.52	91,005	-	\$ 1,774.89	\$ 1,865.15	5.09%
MGS-S Customer 9273	3	17.24	134.92	55,863	-	\$ 1,319.13	\$ 1,385.98	5.07%
MGS-S Customer 9274	1	36.34	227.12	44,263	-	\$ 1,712.02	\$ 1,799.51	5.11%
MGS-S Customer 9275	3	8.05	118.42	50,244	-	\$ 1,191.90	\$ 1,252.21	5.06%
MGS-S Customer 9276	1	186.00	868.20	467,615	-	\$ 5,504.42	\$ 5,787.67	5.15%
MGS-S Customer 9277	3	64.36	309.34	157,000	-	\$ 2,386.47	\$ 2,508.37	5.11%

Internal Use

Customer	Phase	Jul - Aug KW	Sept - Jun KW	Jan - Dec KWH	Jan - Dec KVAR	Distribution 7/22 Prices	Distribution 8/23 Prices	Distribution % Difference
MGS-S Customer 9278	1	18.86	71.68	30,691	-	\$ 896.87	\$ 942.16	5.05%
MGS-S Customer 9279	3	35.40	193.88	22,760	-	\$ 1,692.32	\$ 1,778.40	5.09%
MGS-S Customer 9280	3	223.40	501.56	447,680	-	\$ 4,157.20	\$ 4,369.76	5.11%
MGS-S Customer 9281	3	92.08	345.04	181,200	-	\$ 2,705.25	\$ 2,843.48	5.11%
MGS-S Customer 9282	1	44.31	168.16	58,854	-	\$ 1,483.86	\$ 1,559.42	5.09%
MGS-S Customer 9283	3	42.28	164.00	59,120	-	\$ 1,592.45	\$ 1,673.29	5.08%
MGS-S Customer 9284	1	148.29	473.06	143,214	-	\$ 3,469.59	\$ 3,647.44	5.13%
MGS-S Customer 9285	3	68.04	376.44	117,960	-	\$ 2,716.89	\$ 2,855.93	5.12%
MGS-S Customer 9286	3	151.76	609.20	401,520	-	\$ 4,256.89	\$ 4,475.23	5.13%
MGS-S Customer 9287	3	118.80	436.08	234,240	-	\$ 3,274.15	\$ 3,441.71	5.12%
MGS-S Customer 9288	3	65.66	312.99	137,369	-	\$ 2,410.55	\$ 2,533.69	5.11%
MGS-S Customer 9289	1	32.55	216.41	83,467	-	\$ 1,641.51	\$ 1,725.36	5.11%
MGS-S Customer 9290	1	85.05	373.67	182,985	-	\$ 2,659.42	\$ 2,795.72	5.13%
MGS-S Customer 9291	1	64.16	277.68	96,800	-	\$ 2,100.01	\$ 2,207.42	5.11%
MGS-S Customer 9292	3	26.75	222.06	53,288	-	\$ 1,774.50	\$ 1,864.92	5.10%
MGS-S Customer 9293	3	537.60	3,224.40	1,133,259	4.30	\$ 18,487.84	\$ 19,441.86	5.16%
MGS-S Customer 9294	1	56.16	322.16	100,200	-	\$ 2,261.11	\$ 2,376.95	5.12%
MGS-S Customer 9295	3	64.86	257.97	103,503	-	\$ 2,151.91	\$ 2,261.63	5.10%
MGS-S Customer 9296	1	51.45	217.91	134,833	-	\$ 1,753.33	\$ 1,842.84	5.11%
MGS-S Customer 9297	3	111.80	461.44	247,600	-	\$ 3,352.46	\$ 3,524.15	5.12%
MGS-S Customer 9298	3	295.08	1,631.40	644,400	-	\$ 9,774.88	\$ 10,278.68	5.15%
MGS-S Customer 9299	1	19.09	125.18	63,840	-	\$ 1,145.32	\$ 1,203.51	5.08%
MGS-S Customer 9300	1	56.15	184.67	87,733	-	\$ 1,625.85	\$ 1,708.69	5.10%
MGS-S Customer 9301	3	486.40	1,824.20	1,003,000	-	\$ 11,727.44	\$ 12,331.08	5.15%
MGS-S Customer 9302	3	654.40	2,721.76	1,484,560	-	\$ 16,806.57	\$ 17,672.67	5.15%
MGS-S Customer 9303	3	63.16	301.56	91,440	-	\$ 2,343.87	\$ 2,463.56	5.11%
MGS-S Customer 9304	3	46.46	217.70	70,860	-	\$ 1,863.75	\$ 1,958.64	5.09%
MGS-S Customer 9305	3	492.56	2,206.16	998,240	-	\$ 13,526.29	\$ 14,223.32	5.15%
MGS-S Customer 9306	3	58.65	254.34	94,464	-	\$ 2,100.68	\$ 2,207.78	5.10%
MGS-S Customer 9307	3	194.21	792.21	359,096	-	\$ 5,338.00	\$ 5,612.14	5.14%
MGS-S Customer 9308	3	150.56	612.48	366,600	-	\$ 4,265.39	\$ 4,484.18	5.13%
MGS-S Customer 9309	1	153.84	693.72	208,320	-	\$ 4,519.84	\$ 4,752.21	5.14%
MGS-S Customer 9310	3	240.80	1,017.52	302,880	72.56	\$ 6,760.85	\$ 7,102.12	5.05%
MGS-S Customer 9311	3	25.50	112.05	79,830	-	\$ 1,259.32	\$ 1,322.99	5.06%
MGS-S Customer 9312	3	94.88	372.71	199,814	-	\$ 2,848.62	\$ 2,994.28	5.11%
MGS-S Customer 9313	3	21.44	143.56	40,120	-	\$ 1,382.36	\$ 1,452.46	5.07%
MGS-S Customer 9314	3	76.32	334.40	76,160	141.12	\$ 2,808.53	\$ 2,939.79	4.67%
MGS-S Customer 9315	1	66.34	273.27	89,596	-	\$ 2,091.73	\$ 2,198.69	5.11%
MGS-S Customer 9316	1	88.85	346.89	89,658	-	\$ 2,556.79	\$ 2,687.72	5.12%
MGS-S Customer 9317	1	73.28	323.39	177,416	-	\$ 2,361.81	\$ 2,482.74	5.12%

Internal Use

Customer	Phase	Jul - Aug KW	Sept - Jun KW	Jan - Dec KWH	Jan - Dec KVAR	Distribution 7/22 Prices	Distribution 8/23 Prices	Distribution % Difference
MGS-S Customer 9318	3	151.92	554.72	261,120	-	\$ 4,006.08	\$ 4,211.39	5.12%
MGS-S Customer 9319	1	45.27	174.28	101,989	-	\$ 1,517.46	\$ 1,594.76	5.09%
MGS-S Customer 9320	3	51.86	214.87	91,918	-	\$ 1,880.64	\$ 1,976.37	5.09%
MGS-S Customer 9321	3	48.80	47.28	27,600	-	\$ 1,089.39	\$ 1,144.04	5.02%
MGS-S Customer 9322	3	17.01	97.85	31,456	-	\$ 1,146.59	\$ 1,204.48	5.05%
MGS-S Customer 9323	1	59.62	207.24	95,722	-	\$ 1,749.38	\$ 1,838.61	5.10%
MGS-S Customer 9324	1	85.88	289.95	87,417	-	\$ 2,277.24	\$ 2,393.68	5.11%
MGS-S Customer 9325	3	46.08	167.65	95,416	-	\$ 1,630.41	\$ 1,713.19	5.08%
MGS-S Customer 9326	1	70.49	283.60	128,495	-	\$ 2,162.49	\$ 2,273.09	5.11%
MGS-S Customer 9327	1	40.88	252.48	79,600	-	\$ 1,854.38	\$ 1,949.22	5.11%
MGS-S Customer 9328	3	417.48	1,623.72	1,021,800	-	\$ 10,418.72	\$ 10,954.95	5.15%
MGS-S Customer 9329	1	41.65	220.02	23,087	-	\$ 1,708.69	\$ 1,795.96	5.11%
MGS-S Customer 9330	3	7.93	129.62	53,225	-	\$ 1,242.98	\$ 1,305.95	5.07%
MGS-S Customer 9331	3	66.80	327.40	115,480	-	\$ 2,483.45	\$ 2,610.37	5.11%
MGS-S Customer 9332	1	45.08	255.53	135,607	-	\$ 1,891.78	\$ 1,988.53	5.11%
MGS-S Customer 9333	3	-	-	3,587	-	\$ 600.12	\$ 629.76	4.94%
MGS-S Customer 9334	3	48.67	233.00	66,966	-	\$ 1,946.70	\$ 2,045.89	5.10%
MGS-S Customer 9335	3	86.22	333.32	167,976	-	\$ 2,618.58	\$ 2,752.36	5.11%
MGS-S Customer 9336	1	78.96	341.46	196,183	-	\$ 2,476.81	\$ 2,603.67	5.12%
MGS-S Customer 9337	1	76.69	324.55	134,246	-	\$ 2,386.09	\$ 2,508.26	5.12%
MGS-S Customer 9338	3	122.60	643.70	69,100	238.75	\$ 4,660.32	\$ 4,878.78	4.69%
MGS-S Customer 9339	3	47.22	150.51	47,280	-	\$ 1,557.55	\$ 1,636.53	5.07%
MGS-S Customer 9340	3	56.52	481.00	195,600	11.38	\$ 3,155.37	\$ 3,316.28	5.10%
MGS-S Customer 9341	1	91.20	163.98	61,500	-	\$ 1,724.79	\$ 1,812.48	5.08%
MGS-S Customer 9342	3	73.20	413.28	123,680	91.48	\$ 3,071.25	\$ 3,220.57	4.86%
MGS-S Customer 9343	3	109.68	740.96	197,200	-	\$ 4,632.08	\$ 4,870.26	5.14%
MGS-S Customer 9344	3	72.24	297.40	72,280	-	\$ 2,375.04	\$ 2,496.28	5.10%
MGS-S Customer 9345	3	111.36	926.80	314,400	36.64	\$ 5,562.27	\$ 5,845.52	5.09%
MGS-S Customer 9346	3	73.39	302.16	74,810	-	\$ 2,403.41	\$ 2,526.12	5.11%
MGS-S Customer 9347	1	18.63	50.56	21,969	-	\$ 798.02	\$ 838.17	5.03%
MGS-S Customer 9348	1	44.97	163.39	56,300	-	\$ 1,465.49	\$ 1,540.09	5.09%
MGS-S Customer 9349	3	220.00	1,009.12	272,160	-	\$ 6,483.25	\$ 6,816.68	5.14%
MGS-S Customer 9350	3	111.24	328.93	118,073	-	\$ 2,737.16	\$ 2,876.89	5.10%
MGS-S Customer 9351	3	184.16	1,125.44	357,280	-	\$ 6,821.74	\$ 7,173.05	5.15%
MGS-S Customer 9352	3	42.80	128.08	38,080	-	\$ 1,429.39	\$ 1,501.75	5.06%
MGS-S Customer 9353	3	56.72	151.55	50,848	-	\$ 1,615.08	\$ 1,696.97	5.07%
MGS-S Customer 9354	1	64.94	330.19	152,814	-	\$ 2,346.93	\$ 2,467.16	5.12%
MGS-S Customer 9355	1	37.68	189.07	66,093	-	\$ 1,543.67	\$ 1,622.39	5.10%
MGS-S Customer 9356	3	42.10	237.63	129,390	-	\$ 1,931.63	\$ 2,030.08	5.10%
MGS-S Customer 9357	3	50.07	270.69	67,103	-	\$ 2,128.60	\$ 2,237.22	5.10%

Internal Use

Customer	Phase	Jul - Aug KW	Sept - Jun KW	Jan - Dec KWH	Jan - Dec KVAR	Distribution 7/22 Prices	Distribution 8/23 Prices	Distribution % Difference
MGS-S Customer 9358	1	49.93	153.52	69,065	-	\$ 1,447.41	\$ 1,521.04	5.09%
MGS-S Customer 9359	3	146.21	249.13	22,560	-	\$ 2,562.57	\$ 2,692.94	5.09%
MGS-S Customer 9360	3	53.20	189.90	81,892	-	\$ 1,772.72	\$ 1,862.83	5.08%
MGS-S Customer 9361	3	160.24	582.80	340,240	-	\$ 4,181.99	\$ 4,396.37	5.13%
MGS-S Customer 9362	3	98.88	342.80	164,640	-	\$ 2,732.64	\$ 2,872.24	5.11%
MGS-S Customer 9363	3	150.80	623.36	236,880	-	\$ 4,316.98	\$ 4,538.45	5.13%
MGS-S Customer 9364	3	76.68	395.11	326,001	-	\$ 2,851.10	\$ 2,997.04	5.12%
MGS-S Customer 9365	3	93.68	442.10	251,482	-	\$ 3,162.55	\$ 3,324.52	5.12%
MGS-S Customer 9366	3	28.21	169.73	77,885	-	\$ 1,540.84	\$ 1,619.11	5.08%
MGS-S Customer 9367	3	256.72	1,190.32	747,520	-	\$ 7,524.19	\$ 7,911.39	5.15%
MGS-S Customer 9368	1	74.18	295.92	159,366	-	\$ 2,239.89	\$ 2,354.48	5.12%
MGS-S Customer 9369	1	43.86	187.49	63,861	-	\$ 1,570.67	\$ 1,650.75	5.10%
MGS-S Customer 9370	1	45.41	159.80	58,824	-	\$ 1,451.34	\$ 1,525.21	5.09%
MGS-S Customer 9371	3	418.32	1,363.68	580,800	-	\$ 9,222.00	\$ 9,696.05	5.14%
MGS-S Customer 9372	3	89.00	294.04	90,560	145.96	\$ 2,700.67	\$ 2,825.80	4.63%
MGS-S Customer 9373	3	150.48	465.64	99,440	-	\$ 3,586.54	\$ 3,770.07	5.12%
MGS-S Customer 9374	3	39.33	159.79	46,626	-	\$ 1,556.63	\$ 1,635.63	5.08%
MGS-S Customer 9375	1	90.39	366.35	195,152	-	\$ 2,655.24	\$ 2,791.27	5.12%
MGS-S Customer 9376	3	551.10	2,961.30	1,226,700	143.10	\$ 17,583.20	\$ 18,477.86	5.09%
MGS-S Customer 9377	3	72.16	633.68	178,960	-	\$ 3,928.21	\$ 4,130.14	5.14%
MGS-S Customer 9378	3	396.00	1,513.76	626,160	698.24	\$ 10,978.50	\$ 11,482.32	4.59%
MGS-S Customer 9379	1	80.01	411.74	67,967	-	\$ 2,807.33	\$ 2,951.35	5.13%
MGS-S Customer 9380	3	-	29.48	6,360	-	\$ 736.32	\$ 773.03	4.99%
MGS-S Customer 9381	3	217.76	979.68	329,280	25.72	\$ 6,378.53	\$ 6,704.27	5.11%
MGS-S Customer 9382	3	30.44	230.31	124,412	-	\$ 1,833.09	\$ 1,926.53	5.10%
MGS-S Customer 9383	1	40.18	160.60	52,984	-	\$ 1,426.01	\$ 1,498.61	5.09%
MGS-S Customer 9384	3	176.00	732.56	326,600	-	\$ 4,961.35	\$ 5,216.08	5.13%
MGS-S Customer 9385	1	46.62	318.14	122,457	-	\$ 2,189.59	\$ 2,301.80	5.12%
MGS-S Customer 9386	1	49.87	261.65	128,146	-	\$ 1,946.64	\$ 2,046.20	5.11%
MGS-S Customer 9387	1	41.64	209.15	68,549	-	\$ 1,658.42	\$ 1,743.07	5.10%
MGS-S Customer 9388	1	68.21	331.59	150,216	-	\$ 2,371.55	\$ 2,493.03	5.12%
MGS-S Customer 9389	3	115.97	330.39	116,572	-	\$ 2,770.16	\$ 2,911.56	5.10%
MGS-S Customer 9390	3	76.16	323.76	184,987	-	\$ 2,518.58	\$ 2,647.25	5.11%
MGS-S Customer 9391	3	432.16	2,328.20	505,760	-	\$ 13,754.89	\$ 14,464.30	5.16%
MGS-S Customer 9392	3	391.44	1,801.80	527,640	-	\$ 11,096.93	\$ 11,668.60	5.15%
MGS-S Customer 9393	3	31.93	135.85	45,573	-	\$ 1,404.96	\$ 1,476.14	5.07%
MGS-S Customer 9394	3	-	103.70	26,221	-	\$ 1,079.21	\$ 1,133.74	5.05%
MGS-S Customer 9395	3	762.00	2,793.12	1,809,600	181.92	\$ 18,042.70	\$ 18,956.05	5.06%
MGS-S Customer 9396	3	27.17	151.59	68,927	-	\$ 1,451.26	\$ 1,524.89	5.07%
MGS-S Customer 9397	3	166.24	543.52	319,600	-	\$ 4,033.81	\$ 4,240.45	5.12%

Internal Use

Customer	Phase	Jul - Aug KW	Sept - Jun KW	Jan - Dec KWH	Jan - Dec KVAR	Distribution 7/22 Prices	Distribution 8/23 Prices	Distribution % Difference
MGS-S Customer 9398	1	23.92	120.31	101,361	-	\$ 1,149.63	\$ 1,208.00	5.08%
MGS-S Customer 9399	3	34.28	226.40	90,360	-	\$ 1,836.34	\$ 1,929.92	5.10%
MGS-S Customer 9400	3	74.00	262.89	76,830	-	\$ 2,225.37	\$ 2,338.83	5.10%
MGS-S Customer 9401	3	27.67	215.08	73,090	-	\$ 1,747.36	\$ 1,836.36	5.09%
MGS-S Customer 9402	3	58.32	271.50	21,716	-	\$ 2,178.13	\$ 2,289.26	5.10%
MGS-S Customer 9403	3	80.56	324.83	109,353	-	\$ 2,547.94	\$ 2,678.10	5.11%
MGS-S Customer 9404	1	57.64	268.63	116,382	-	\$ 2,022.01	\$ 2,125.42	5.11%
MGS-S Customer 9405	1	105.49	435.87	193,232	-	\$ 3,060.23	\$ 3,217.17	5.13%
MGS-S Customer 9406	1	-	193.33	113,748	-	\$ 1,354.22	\$ 1,423.42	5.11%
MGS-S Customer 9407	3	44.16	152.87	61,100	-	\$ 1,551.47	\$ 1,630.16	5.07%
MGS-S Customer 9408	3	247.72	934.60	362,160	-	\$ 6,292.82	\$ 6,616.12	5.14%
MGS-S Customer 9409	1	61.78	289.50	95,190	-	\$ 2,141.41	\$ 2,250.99	5.12%
MGS-S Customer 9410	1	64.88	386.00	5,387	-	\$ 2,604.44	\$ 2,738.05	5.13%
MGS-S Customer 9411	1	31.98	152.03	49,986	-	\$ 1,340.91	\$ 1,409.15	5.09%
MGS-S Customer 9412	3	58.08	153.52	35,480	-	\$ 1,631.73	\$ 1,714.47	5.07%
MGS-S Customer 9413	3	68.60	480.90	159,300	224.55	\$ 3,584.34	\$ 3,748.61	4.58%
MGS-S Customer 9414	3	51.66	289.40	78,560	-	\$ 2,223.86	\$ 2,337.42	5.11%
MGS-S Customer 9415	1	79.63	131.23	40,709	-	\$ 1,509.27	\$ 1,585.86	5.07%
MGS-S Customer 9416	1	129.35	522.92	239,191	-	\$ 3,594.82	\$ 3,779.34	5.13%
MGS-S Customer 9417	1	51.78	202.65	111,247	-	\$ 1,684.66	\$ 1,770.60	5.10%
MGS-S Customer 9418	3	182.80	1,625.36	823,760	-	\$ 9,123.82	\$ 9,594.73	5.16%
MGS-S Customer 9419	3	94.60	390.12	202,960	-	\$ 2,927.50	\$ 3,077.26	5.12%
MGS-S Customer 9420	3	55.62	57.80	33,399	-	\$ 1,175.85	\$ 1,234.93	5.02%
MGS-S Customer 9421	3	76.34	229.93	54,402	-	\$ 2,086.08	\$ 2,192.28	5.09%
MGS-S Customer 9422	1	111.76	411.20	165,440	-	\$ 2,981.05	\$ 3,133.83	5.13%
MGS-S Customer 9423	3	76.96	344.16	93,680	-	\$ 2,617.27	\$ 2,751.05	5.11%
MGS-S Customer 9424	3	116.96	432.08	83,520	-	\$ 3,245.46	\$ 3,411.55	5.12%
MGS-S Customer 9425	3	137.48	430.72	181,120	-	\$ 3,353.06	\$ 3,524.57	5.12%
MGS-S Customer 9426	3	98.24	286.64	101,680	-	\$ 2,469.63	\$ 2,595.57	5.10%
MGS-S Customer 9427	3	130.32	529.12	135,520	-	\$ 3,767.93	\$ 3,961.05	5.13%
MGS-S Customer 9428	3	126.48	1,298.79	358,080	-	\$ 7,302.49	\$ 7,679.26	5.16%
MGS-S Customer 9429	3	33.04	532.64	160,560	-	\$ 3,244.29	\$ 3,411.01	5.14%
MGS-S Customer 9430	3	91.00	455.20	112,200	233.90	\$ 3,605.82	\$ 3,770.19	4.56%
MGS-S Customer 9431	3	234.32	873.36	425,120	-	\$ 5,935.52	\$ 6,240.38	5.14%
MGS-S Customer 9432	3	229.76	641.20	211,120	-	\$ 4,837.63	\$ 5,085.49	5.12%
MGS-S Customer 9433	3	49.36	206.96	51,280	-	\$ 1,830.22	\$ 1,923.35	5.09%
MGS-S Customer 9434	3	58.80	610.68	295,320	-	\$ 3,747.80	\$ 3,940.47	5.14%
MGS-S Customer 9435	3	718.80	2,304.00	965,040	-	\$ 15,233.94	\$ 16,017.80	5.15%
MGS-S Customer 9436	3	78.72	259.76	132,360	-	\$ 2,237.11	\$ 2,351.13	5.10%
MGS-S Customer 9437	3	690.00	2,813.10	1,818,600	-	\$ 17,426.14	\$ 18,324.13	5.15%

Internal Use

Customer	Phase	Jul - Aug KW	Sept - Jun KW	Jan - Dec KWH	Jan - Dec KVAR	Distribution 7/22 Prices	Distribution 8/23 Prices	Distribution % Difference
MGS-S Customer 9438	3	191.20	912.80	265,400	198.00	\$ 6,215.02	\$ 6,517.26	4.86%
MGS-S Customer 9439	3	10.77	124.63	48,663	-	\$ 1,235.68	\$ 1,298.25	5.06%
MGS-S Customer 9440	3	90.96	428.00	55,360	109.88	\$ 3,269.10	\$ 3,426.93	4.83%
MGS-S Customer 9441	3	181.60	879.96	210,440	-	\$ 5,673.42	\$ 5,965.09	5.14%
MGS-S Customer 9442	3	69.53	325.84	132,856	-	\$ 2,491.39	\$ 2,618.70	5.11%
MGS-S Customer 9443	3	42.34	113.55	57,841	-	\$ 1,359.71	\$ 1,428.46	5.06%
MGS-S Customer 9444	3	16.92	87.99	44,820	-	\$ 1,100.54	\$ 1,156.04	5.04%
MGS-S Customer 9445	3	63.06	337.13	115,130	-	\$ 2,507.64	\$ 2,635.85	5.11%
MGS-S Customer 9446	3	37.08	194.42	73,040	-	\$ 1,704.13	\$ 1,790.82	5.09%
MGS-S Customer 9447	3	37.20	186.91	66,103	-	\$ 1,670.10	\$ 1,755.02	5.08%
MGS-S Customer 9448	3	75.48	338.28	163,960	-	\$ 2,581.89	\$ 2,713.85	5.11%
MGS-S Customer 9449	3	32.39	167.89	60,968	-	\$ 1,555.54	\$ 1,634.54	5.08%
MGS-S Customer 9450	3	34.81	172.32	70,439	-	\$ 1,589.43	\$ 1,670.18	5.08%
MGS-S Customer 9451	1	43.60	180.21	78,636	-	\$ 1,535.59	\$ 1,613.85	5.10%
MGS-S Customer 9452	3	29.51	155.23	60,662	-	\$ 1,481.06	\$ 1,556.22	5.07%
MGS-S Customer 9453	3	38.24	387.36	114,800	-	\$ 2,601.96	\$ 2,735.27	5.12%
MGS-S Customer 9454	3	231.56	986.92	657,160	-	\$ 6,444.85	\$ 6,776.19	5.14%
MGS-S Customer 9455	3	77.88	350.79	55,106	-	\$ 2,653.00	\$ 2,788.64	5.11%
MGS-S Customer 9456	1	104.74	405.86	174,099	-	\$ 2,917.42	\$ 3,066.95	5.13%
MGS-S Customer 9457	1	29.88	97.87	40,158	-	\$ 1,079.03	\$ 1,133.69	5.07%
MGS-S Customer 9458	1	51.07	221.02	111,532	-	\$ 1,765.59	\$ 1,855.74	5.11%
MGS-S Customer 9459	3	128.64	533.28	141,680	-	\$ 3,777.83	\$ 3,971.47	5.13%
MGS-S Customer 9460	3	426.60	1,634.40	1,112,600	-	\$ 10,518.68	\$ 11,060.02	5.15%
MGS-S Customer 9461	3	774.24	3,395.68	687,470	1,178.08	\$ 22,587.93	\$ 23,649.32	4.70%
MGS-S Customer 9462	1	65.85	233.72	92,901	-	\$ 1,906.29	\$ 2,003.62	5.11%
MGS-S Customer 9463	3	390.30	1,215.00	674,400	222.45	\$ 8,757.75	\$ 9,188.27	4.92%
MGS-S Customer 9464	3	127.70	462.92	148,562	-	\$ 3,447.55	\$ 3,624.04	5.12%
MGS-S Customer 9465	3	113.44	407.44	165,840	-	\$ 3,112.08	\$ 3,271.27	5.12%
MGS-S Customer 9466	3	116.70	594.80	271,300	123.65	\$ 4,205.99	\$ 4,411.05	4.88%
MGS-S Customer 9467	3	51.83	224.32	89,378	-	\$ 1,924.13	\$ 2,022.12	5.09%
MGS-S Customer 9468	3	43.93	268.11	41,487	-	\$ 2,082.60	\$ 2,188.89	5.10%
MGS-S Customer 9469	3	44.51	133.31	40,114	-	\$ 1,463.04	\$ 1,537.14	5.06%
MGS-S Customer 9470	1	59.13	232.48	69,173	-	\$ 1,863.27	\$ 1,958.42	5.11%
MGS-S Customer 9471	3	71.12	431.33	213,003	-	\$ 2,987.58	\$ 3,140.65	5.12%
MGS-S Customer 9472	1	92.60	312.23	31,274	-	\$ 2,417.47	\$ 2,541.14	5.12%
MGS-S Customer 9473	1	29.64	118.20	47,914	-	\$ 1,171.63	\$ 1,231.09	5.07%
MGS-S Customer 9474	3	419.04	1,630.56	659,200	84.80	\$ 10,603.14	\$ 11,141.44	5.08%
MGS-S Customer 9475	1	57.96	246.56	140,197	-	\$ 1,921.83	\$ 2,020.03	5.11%
MGS-S Customer 9476	3	111.68	712.72	201,440	-	\$ 4,512.71	\$ 4,744.67	5.14%
MGS-S Customer 9477	3	138.00	967.52	272,840	-	\$ 5,835.96	\$ 6,136.45	5.15%

Internal Use

Customer	Phase	Jul - Aug KW	Sept - Jun KW	Jan - Dec KWH	Jan - Dec KVAR	Distribution 7/22 Prices	Distribution 8/23 Prices	Distribution % Difference
MGS-S Customer 9478	1	23.36	127.32	55,461	-	\$ 1,178.91	\$ 1,238.80	5.08%
MGS-S Customer 9479	3	129.40	542.50	173,500	37.60	\$ 3,888.56	\$ 4,084.63	5.04%
MGS-S Customer 9480	1	29.53	189.66	63,167	-	\$ 1,501.16	\$ 1,577.75	5.10%
MGS-S Customer 9481	3	106.32	372.60	180,360	-	\$ 2,911.61	\$ 3,060.44	5.11%
MGS-S Customer 9482	3	84.94	409.24	119,508	-	\$ 2,962.23	\$ 3,113.87	5.12%
MGS-S Customer 9483	1	67.63	288.38	173,581	-	\$ 2,168.70	\$ 2,279.65	5.12%
MGS-S Customer 9484	1	40.52	136.69	54,972	-	\$ 1,317.43	\$ 1,384.39	5.08%
MGS-S Customer 9485	3	59.48	255.98	110,953	-	\$ 2,112.86	\$ 2,220.59	5.10%
MGS-S Customer 9486	3	196.32	981.20	523,120	-	\$ 6,222.84	\$ 6,542.94	5.14%
MGS-S Customer 9487	3	61.04	286.92	50,520	125.50	\$ 2,477.81	\$ 2,593.40	4.67%
MGS-S Customer 9488	3	91.95	484.84	111,673	-	\$ 3,350.40	\$ 3,522.15	5.13%
MGS-S Customer 9489	3	46.23	196.20	37,105	-	\$ 1,763.14	\$ 1,852.81	5.09%
MGS-S Customer 9490	3	43.19	231.89	113,096	-	\$ 1,911.16	\$ 2,008.54	5.10%
MGS-S Customer 9491	3	188.10	1,090.20	320,700	-	\$ 6,680.80	\$ 7,024.76	5.15%
MGS-S Customer 9492	3	52.14	184.23	73,400	-	\$ 1,740.64	\$ 1,829.09	5.08%
MGS-S Customer 9493	3	117.48	454.20	208,320	-	\$ 3,350.54	\$ 3,522.08	5.12%
MGS-S Customer 9494	1	35.27	195.37	48,457	-	\$ 1,559.40	\$ 1,638.96	5.10%
MGS-S Customer 9495	1	37.12	148.08	55,920	-	\$ 1,351.19	\$ 1,419.92	5.09%
MGS-S Customer 9496	3	-	107.40	31,160	22.50	\$ 1,134.56	\$ 1,189.97	4.88%
MGS-S Customer 9497	1	40.00	196.15	105,356	-	\$ 1,589.25	\$ 1,670.33	5.10%
MGS-S Customer 9498	3	115.38	686.48	191,880	-	\$ 4,412.02	\$ 4,638.72	5.14%
MGS-S Customer 9499	3	51.08	155.35	49,959	-	\$ 1,601.33	\$ 1,682.56	5.07%
MGS-S Customer 9500	1	43.02	187.74	70,235	-	\$ 1,567.16	\$ 1,647.06	5.10%
MGS-S Customer 9501	1	70.16	253.92	93,600	-	\$ 2,023.54	\$ 2,126.92	5.11%
MGS-S Customer 9502	1	33.05	167.23	59,267	-	\$ 1,417.07	\$ 1,489.26	5.09%
MGS-S Customer 9503	1	50.04	188.91	58,922	-	\$ 1,611.53	\$ 1,693.68	5.10%
MGS-S Customer 9504	1	63.37	189.45	12,487	-	\$ 1,688.00	\$ 1,774.01	5.10%
MGS-S Customer 9505	1	53.59	238.70	107,880	-	\$ 1,861.26	\$ 1,956.35	5.11%
MGS-S Customer 9506	1	-	87.71	18,534	-	\$ 866.26	\$ 910.11	5.06%
MGS-S Customer 9507	3	147.60	658.72	308,880	-	\$ 4,462.59	\$ 4,691.65	5.13%
MGS-S Customer 9508	3	328.80	1,698.24	656,640	-	\$ 10,270.83	\$ 10,800.11	5.15%
MGS-S Customer 9509	3	84.51	345.37	61,590	-	\$ 2,664.76	\$ 2,800.95	5.11%
MGS-S Customer 9510	3	91.47	323.17	161,401	-	\$ 2,600.82	\$ 2,733.64	5.11%
MGS-S Customer 9511	1	59.45	235.40	134,199	-	\$ 1,878.54	\$ 1,974.48	5.11%
MGS-S Customer 9512	3	60.36	211.48	68,680	-	\$ 1,912.16	\$ 2,009.45	5.09%
MGS-S Customer 9513	1	40.22	177.92	66,873	-	\$ 1,506.25	\$ 1,583.01	5.10%
MGS-S Customer 9514	1	99.52	708.00	212,640	-	\$ 4,284.34	\$ 4,504.92	5.15%
MGS-S Customer 9515	3	84.34	208.50	105,260	41.48	\$ 2,101.99	\$ 2,205.29	4.91%
MGS-S Customer 9516	3	44.56	258.64	116,480	-	\$ 2,042.34	\$ 2,146.54	5.10%
MGS-S Customer 9517	3	270.24	1,820.64	683,760	110.46	\$ 10,699.09	\$ 11,241.35	5.07%

Customer	Phase	Jul - Aug KW	Sept - Jun KW	Jan - Dec KWH	Jan - Dec KVAR	Distribution 7/22 Prices	Distribution 8/23 Prices	Distribution % Difference
MGS-S Customer 9518	3	57.58	270.68	37,780	-	\$ 2,170.23	\$ 2,280.96	5.10%
MGS-S Customer 9519	1	30.78	150.52	72,897	-	\$ 1,327.27	\$ 1,394.81	5.09%
MGS-S Customer 9520	3	68.84	345.76	101,840	-	\$ 2,579.59	\$ 2,711.49	5.11%
MGS-S Customer 9521	3	65.72	537.76	213,680	-	\$ 3,449.32	\$ 3,626.42	5.13%
MGS-S Customer 9522	3	121.76	372.44	116,600	-	\$ 2,996.56	\$ 3,149.68	5.11%
MGS-S Customer 9523	1	2.81	80.39	9,168	-	\$ 848.04	\$ 890.92	5.06%
MGS-S Customer 9524	1	31.92	242.84	71,520	-	\$ 1,760.12	\$ 1,850.14	5.11%
MGS-S Customer 9525	3	332.28	1,672.92	457,920	-	\$ 10,173.16	\$ 10,697.34	5.15%
MGS-S Customer 9526	3	31.26	187.17	54,568	-	\$ 1,638.34	\$ 1,721.65	5.09%
MGS-S Customer 9527	3	115.84	234.00	51,600	-	\$ 2,324.11	\$ 2,442.35	5.09%
MGS-S Customer 9528	3	165.28	648.72	224,240	-	\$ 4,514.51	\$ 4,746.12	5.13%
MGS-S Customer 9529	1	76.45	262.14	121,840	-	\$ 2,096.42	\$ 2,203.54	5.11%
MGS-S Customer 9530	1	81.88	131.00	52,153	-	\$ 1,520.69	\$ 1,597.86	5.07%
MGS-S Customer 9531	3	113.96	386.33	169,801	-	\$ 3,017.44	\$ 3,171.71	5.11%
MGS-S Customer 9532	1	33.41	221.41	50,767	-	\$ 1,669.38	\$ 1,754.67	5.11%
MGS-S Customer 9533	1	51.26	240.21	145,630	-	\$ 1,855.30	\$ 1,950.11	5.11%
MGS-S Customer 9534	3	-	7.27	1,482	-	\$ 633.71	\$ 665.09	4.95%
MGS-S Customer 9535	3	111.72	456.96	261,600	-	\$ 3,331.32	\$ 3,501.91	5.12%
MGS-S Customer 9536	1	41.46	144.79	46,987	-	\$ 1,360.07	\$ 1,429.23	5.09%
MGS-S Customer 9537	3	199.52	1,061.92	362,240	122.68	\$ 6,822.08	\$ 7,162.45	4.99%
MGS-S Customer 9538	3	-	207.20	58,960	-	\$ 1,557.38	\$ 1,636.75	5.10%
MGS-S Customer 9539	3	48.99	170.36	65,637	-	\$ 1,659.08	\$ 1,743.32	5.08%
MGS-S Customer 9540	3	261.28	639.52	239,920	-	\$ 5,004.81	\$ 5,261.09	5.12%
MGS-S Customer 9541	1	29.62	135.65	62,682	-	\$ 1,252.13	\$ 1,315.78	5.08%
MGS-S Customer 9542	1	60.73	280.12	118,610	-	\$ 2,092.25	\$ 2,199.28	5.12%
MGS-S Customer 9543	3	46.67	205.70	79,445	-	\$ 1,809.47	\$ 1,901.55	5.09%
MGS-S Customer 9544	1	10.65	53.85	22,504	-	\$ 768.93	\$ 807.64	5.03%
MGS-S Customer 9545	3	41.92	768.80	166,480	-	\$ 4,384.63	\$ 4,610.52	5.15%
MGS-S Customer 9546	3	146.08	730.88	121,640	-	\$ 4,787.53	\$ 5,033.48	5.14%
MGS-S Customer 9547	3	39.54	200.99	51,961	-	\$ 1,748.14	\$ 1,837.09	5.09%
MGS-S Customer 9548	3	18.22	93.66	29,743	-	\$ 1,133.95	\$ 1,191.17	5.05%
MGS-S Customer 9549	3	242.88	2,620.56	942,720	-	\$ 14,055.09	\$ 14,781.67	5.17%
MGS-S Customer 9550	1	86.24	314.40	156,400	-	\$ 2,392.20	\$ 2,514.60	5.12%
MGS-S Customer 9551	3	-	-	74,781	-	\$ 600.12	\$ 629.76	4.94%
MGS-S Customer 9552	3	194.22	832.85	341,250	-	\$ 5,525.81	\$ 5,809.71	5.14%
MGS-S Customer 9553	1	60.97	272.41	112,833	-	\$ 2,057.96	\$ 2,163.21	5.11%
MGS-S Customer 9554	3	45.68	212.32	91,320	16.72	\$ 1,862.99	\$ 1,956.37	5.01%
MGS-S Customer 9555	1	-	-	-	-	\$ 461.04	\$ 483.84	4.95%
MGS-S Customer 9556	3	75.68	300.40	74,320	-	\$ 2,407.99	\$ 2,530.92	5.11%
MGS-S Customer 9557	3	63.11	222.64	123,109	-	\$ 1,978.98	\$ 2,079.72	5.09%

Internal Use

Customer	Phase	Jul - Aug KW	Sept - Jun KW	Jan - Dec KWH	Jan - Dec KVAR	Distribution 7/22 Prices	Distribution 8/23 Prices	Distribution % Difference
MGS-S Customer 9558	3	31.41	124.52	57,947	-	\$ 1,349.73	\$ 1,418.05	5.06%
MGS-S Customer 9559	3	131.00	635.60	223,120	-	\$ 4,263.64	\$ 4,482.51	5.13%
MGS-S Customer 9560	3	212.64	925.44	458,880	-	\$ 6,055.80	\$ 6,367.09	5.14%
MGS-S Customer 9561	1	48.51	214.93	64,705	-	\$ 1,723.25	\$ 1,811.21	5.10%
MGS-S Customer 9562	1	21.13	95.25	37,954	-	\$ 1,018.37	\$ 1,069.94	5.06%
MGS-S Customer 9563	3	169.56	857.64	350,280	-	\$ 5,503.47	\$ 5,786.43	5.14%
MGS-S Customer 9564	1	50.02	103.45	34,615	-	\$ 1,216.59	\$ 1,278.22	5.07%
MGS-S Customer 9565	3	84.29	317.46	90,729	-	\$ 2,534.59	\$ 2,664.03	5.11%
MGS-S Customer 9566	3	313.20	1,436.40	477,900	726.30	\$ 10,209.26	\$ 10,671.33	4.53%
MGS-S Customer 9567	3	70.56	250.20	120,720	-	\$ 2,147.65	\$ 2,257.10	5.10%
MGS-S Customer 9568	3	194.28	859.76	561,280	-	\$ 5,650.47	\$ 5,940.85	5.14%
MGS-S Customer 9569	3	141.12	700.32	217,680	-	\$ 4,618.81	\$ 4,856.04	5.14%
MGS-S Customer 9570	3	45.99	257.09	94,795	-	\$ 2,043.12	\$ 2,147.34	5.10%
MGS-S Customer 9571	3	69.20	365.40	81,800	-	\$ 2,672.33	\$ 2,809.04	5.12%
MGS-S Customer 9572	3	91.82	328.21	115,219	-	\$ 2,626.05	\$ 2,760.17	5.11%
MGS-S Customer 9573	1	45.04	153.46	32,380	-	\$ 1,420.00	\$ 1,492.24	5.09%
MGS-S Customer 9574	3	99.28	451.52	269,200	-	\$ 3,237.15	\$ 3,402.95	5.12%
MGS-S Customer 9575	3	57.73	172.26	80,567	-	\$ 1,716.36	\$ 1,803.51	5.08%
MGS-S Customer 9576	3	41.66	159.54	34,871	-	\$ 1,568.41	\$ 1,648.00	5.07%
MGS-S Customer 9577	1	69.94	277.78	79,775	-	\$ 2,132.55	\$ 2,241.60	5.11%
MGS-S Customer 9578	3	61.84	127.03	35,867	-	\$ 1,530.21	\$ 1,607.65	5.06%
MGS-S Customer 9579	1	55.84	106.37	19,026	-	\$ 1,262.38	\$ 1,326.35	5.07%
MGS-S Customer 9580	3	23.04	239.88	62,760	25.14	\$ 1,878.98	\$ 1,972.64	4.98%
MGS-S Customer 9581	1	-	68.78	24,625	-	\$ 778.80	\$ 818.11	5.05%
MGS-S Customer 9582	1	48.86	253.64	42,353	-	\$ 1,904.03	\$ 2,001.38	5.11%
MGS-S Customer 9583	3	497.28	1,581.36	895,200	240.92	\$ 11,075.47	\$ 11,623.88	4.95%
MGS-S Customer 9584	3	55.79	268.06	105,504	-	\$ 2,148.19	\$ 2,257.79	5.10%
MGS-S Customer 9585	3	88.08	453.63	127,601	-	\$ 3,184.73	\$ 3,347.91	5.12%
MGS-S Customer 9586	3	54.32	209.48	70,320	-	\$ 1,869.39	\$ 1,964.52	5.09%
MGS-S Customer 9587	1	43.24	187.44	44,680	-	\$ 1,566.99	\$ 1,646.89	5.10%
MGS-S Customer 9588	3	181.68	1,026.72	437,520	-	\$ 6,351.89	\$ 6,678.81	5.15%
MGS-S Customer 9589	3	64.53	222.46	86,699	-	\$ 1,986.03	\$ 2,087.13	5.09%
MGS-S Customer 9590	3	7.18	87.26	3,603	-	\$ 1,043.11	\$ 1,095.70	5.04%
MGS-S Customer 9591	3	65.10	147.18	67,562	-	\$ 1,641.40	\$ 1,724.59	5.07%
MGS-S Customer 9592	3	402.24	1,450.56	284,480	-	\$ 9,534.14	\$ 10,024.54	5.14%
MGS-S Customer 9593	3	270.20	1,391.36	282,600	197.46	\$ 8,863.50	\$ 9,302.72	4.96%
MGS-S Customer 9594	1	22.49	194.56	68,938	-	\$ 1,484.73	\$ 1,560.52	5.10%
MGS-S Customer 9595	1	33.68	216.08	82,480	-	\$ 1,646.25	\$ 1,730.34	5.11%
MGS-S Customer 9596	3	26.72	176.39	28,177	-	\$ 1,563.34	\$ 1,642.79	5.08%
MGS-S Customer 9597	1	95.97	411.82	329,208	-	\$ 2,896.28	\$ 3,044.79	5.13%

Internal Use

Customer	Phase	Jul - Aug KW	Sept - Jun KW	Jan - Dec KWH	Jan - Dec KVAR	Distribution 7/22 Prices	Distribution 8/23 Prices	Distribution % Difference
MGS-S Customer 9598	3	59.62	308.64	32,542	-	\$ 2,356.93	\$ 2,477.34	5.11%
MGS-S Customer 9599	3	104.00	666.88	237,920	-	\$ 4,258.31	\$ 4,477.12	5.14%
MGS-S Customer 9600	3	36.50	327.83	77,787	-	\$ 2,317.27	\$ 2,435.81	5.12%
MGS-S Customer 9601	3	202.68	771.12	447,480	-	\$ 5,287.57	\$ 5,559.03	5.13%
MGS-S Customer 9602	3	206.48	954.16	341,137	-	\$ 6,154.30	\$ 6,470.76	5.14%
MGS-S Customer 9603	1	42.13	165.28	39,492	-	\$ 1,458.46	\$ 1,532.72	5.09%
MGS-S Customer 9604	3	67.40	228.84	104,520	-	\$ 2,031.43	\$ 2,134.86	5.09%
MGS-S Customer 9605	3	48.44	209.82	64,880	-	\$ 1,838.33	\$ 1,931.89	5.09%
MGS-S Customer 9606	1	40.49	155.17	45,256	-	\$ 1,402.64	\$ 1,474.02	5.09%
MGS-S Customer 9607	3	153.80	543.88	267,280	-	\$ 3,966.44	\$ 4,169.67	5.12%
MGS-S Customer 9608	1	59.84	245.29	145,827	-	\$ 1,926.39	\$ 2,024.82	5.11%
MGS-S Customer 9609	1	45.55	233.66	73,935	-	\$ 1,793.35	\$ 1,884.98	5.11%
MGS-S Customer 9610	3	67.89	261.98	129,186	-	\$ 2,187.26	\$ 2,298.78	5.10%
MGS-S Customer 9611	3	45.68	232.33	88,515	-	\$ 1,927.01	\$ 2,025.20	5.10%
MGS-S Customer 9612	3	93.20	392.83	169,749	-	\$ 2,932.25	\$ 3,082.27	5.12%
MGS-S Customer 9613	1	64.04	191.29	66,910	-	\$ 1,700.22	\$ 1,786.86	5.10%
MGS-S Customer 9614	3	34.37	161.97	24,126	-	\$ 1,539.17	\$ 1,617.31	5.08%
MGS-S Customer 9615	3	20.96	96.64	37,440	-	\$ 1,162.92	\$ 1,221.63	5.05%
MGS-S Customer 9616	1	83.77	306.06	172,370	-	\$ 2,339.96	\$ 2,459.67	5.12%
MGS-S Customer 9617	1	30.80	140.57	58,491	-	\$ 1,281.41	\$ 1,346.57	5.09%
MGS-S Customer 9618	3	101.12	327.68	118,080	-	\$ 2,675.22	\$ 2,811.81	5.11%
MGS-S Customer 9619	3	56.72	243.20	93,440	-	\$ 2,038.50	\$ 2,142.39	5.10%
MGS-S Customer 9620	3	85.12	355.28	158,262	-	\$ 2,713.93	\$ 2,852.67	5.11%
MGS-S Customer 9621	3	38.72	170.40	44,080	-	\$ 1,602.26	\$ 1,683.64	5.08%
MGS-S Customer 9622	1	56.00	59.01	26,941	-	\$ 1,044.47	\$ 1,097.11	5.04%
MGS-S Customer 9623	3	76.88	347.12	177,760	-	\$ 2,630.50	\$ 2,764.97	5.11%
MGS-S Customer 9624	3	29.84	219.36	64,800	-	\$ 1,779.18	\$ 1,869.82	5.09%
MGS-S Customer 9625	1	64.56	77.84	35,040	-	\$ 1,178.97	\$ 1,238.53	5.05%
MGS-S Customer 9626	3	43.38	191.32	67,704	-	\$ 1,724.78	\$ 1,812.48	5.08%
MGS-S Customer 9627	3	67.60	738.20	343,200	-	\$ 4,385.78	\$ 4,611.52	5.15%
MGS-S Customer 9628	3	336.00	1,268.16	630,240	-	\$ 8,323.82	\$ 8,751.90	5.14%
MGS-S Customer 9629	1	62.46	215.59	91,007	-	\$ 1,803.72	\$ 1,895.75	5.10%
MGS-S Customer 9630	1	18.46	158.73	28,793	-	\$ 1,296.83	\$ 1,362.89	5.09%
MGS-S Customer 9631	3	43.44	227.61	44,221	-	\$ 1,892.77	\$ 1,989.20	5.09%
MGS-S Customer 9632	3	55.52	228.55	127,515	-	\$ 1,964.16	\$ 2,064.19	5.09%
MGS-S Customer 9633	3	62.57	280.85	122,181	-	\$ 2,244.91	\$ 2,359.47	5.10%
MGS-S Customer 9634	1	30.32	142.59	47,348	-	\$ 1,288.08	\$ 1,353.59	5.09%
MGS-S Customer 9635	3	50.30	223.40	53,000	-	\$ 1,911.39	\$ 2,008.73	5.09%
MGS-S Customer 9636	3	34.14	265.94	86,170	-	\$ 2,018.24	\$ 2,121.26	5.10%
MGS-S Customer 9637	3	48.81	196.49	54,477	-	\$ 1,778.80	\$ 1,869.26	5.09%

Internal Use

Customer	Phase	Jul - Aug KW	Sept - Jun KW	Jan - Dec KWH	Jan - Dec KVAR	Distribution 7/22 Prices	Distribution 8/23 Prices	Distribution % Difference
MGS-S Customer 9638	1	47.03	256.79	78,885	-	\$ 1,908.43	\$ 2,006.02	5.11%
MGS-S Customer 9639	3	18.48	174.44	40,673	-	\$ 1,508.60	\$ 1,585.28	5.08%
MGS-S Customer 9640	1	24.39	268.25	98,752	-	\$ 1,835.72	\$ 1,929.73	5.12%
MGS-S Customer 9641	3	93.92	428.32	181,120	-	\$ 3,100.21	\$ 3,258.95	5.12%
MGS-S Customer 9642	1	27.60	191.03	28,118	-	\$ 1,496.78	\$ 1,573.15	5.10%
MGS-S Customer 9643	1	30.44	225.46	176,110	-	\$ 1,671.61	\$ 1,757.04	5.11%
MGS-S Customer 9644	3	43.73	142.16	52,153	-	\$ 1,499.60	\$ 1,575.60	5.07%
MGS-S Customer 9645	1	28.66	195.78	38,655	-	\$ 1,524.61	\$ 1,602.42	5.10%
MGS-S Customer 9646	1	55.41	146.60	40,510	-	\$ 1,445.86	\$ 1,519.36	5.08%
MGS-S Customer 9647	3	85.18	389.97	226,010	-	\$ 2,874.53	\$ 3,021.61	5.12%
MGS-S Customer 9648	1	84.21	382.27	102,929	-	\$ 2,694.49	\$ 2,832.62	5.13%
MGS-S Customer 9649	1	28.08	87.74	32,059	-	\$ 1,022.24	\$ 1,073.96	5.06%
MGS-S Customer 9650	3	27.63	179.67	29,958	-	\$ 1,583.54	\$ 1,664.04	5.08%
MGS-S Customer 9651	1	63.60	216.16	120,640	-	\$ 1,812.68	\$ 1,905.17	5.10%
MGS-S Customer 9652	1	73.00	242.20	101,640	-	\$ 1,985.15	\$ 2,086.52	5.11%
MGS-S Customer 9653	3	100.20	710.80	265,200	-	\$ 4,440.13	\$ 4,668.41	5.14%
MGS-S Customer 9654	1	40.97	150.66	50,926	-	\$ 1,384.47	\$ 1,454.90	5.09%
MGS-S Customer 9655	3	40.87	156.51	-	-	\$ 1,550.02	\$ 1,628.67	5.07%
MGS-S Customer 9656	3	60.43	270.98	14,346	-	\$ 2,187.43	\$ 2,299.03	5.10%
MGS-S Customer 9657	3	115.68	640.24	73,660	-	\$ 4,200.05	\$ 4,415.74	5.14%
MGS-S Customer 9658	3	217.44	999.12	711,120	-	\$ 6,422.85	\$ 6,753.16	5.14%
MGS-S Customer 9659	3	110.00	511.24	120,560	-	\$ 3,572.55	\$ 3,755.69	5.13%
MGS-S Customer 9660	3	74.08	297.52	67,280	-	\$ 2,385.81	\$ 2,507.59	5.10%
MGS-S Customer 9661	3	79.92	287.20	150,160	-	\$ 2,370.54	\$ 2,491.49	5.10%
MGS-S Customer 9662	3	88.57	323.62	134,891	-	\$ 2,586.81	\$ 2,718.92	5.11%
MGS-S Customer 9663	3	158.56	865.84	398,880	-	\$ 5,480.31	\$ 5,762.15	5.14%
MGS-S Customer 9664	3	416.60	1,662.80	687,400	-	\$ 10,594.39	\$ 11,139.75	5.15%
MGS-S Customer 9665	3	117.29	536.89	291,230	-	\$ 3,731.51	\$ 3,922.85	5.13%
MGS-S Customer 9666	1	72.18	113.81	36,298	-	\$ 1,387.44	\$ 1,457.77	5.07%
MGS-S Customer 9667	3	80.14	403.40	108,596	-	\$ 2,908.61	\$ 3,057.50	5.12%
MGS-S Customer 9668	1	34.90	132.90	47,031	-	\$ 1,268.73	\$ 1,333.20	5.08%
MGS-S Customer 9669	3	75.36	470.96	188,720	-	\$ 3,194.20	\$ 3,357.97	5.13%
MGS-S Customer 9670	1	28.10	100.62	41,990	-	\$ 1,081.86	\$ 1,136.68	5.07%
MGS-S Customer 9671	3	74.36	121.64	40,880	-	\$ 1,574.79	\$ 1,654.45	5.06%
MGS-S Customer 9672	1	-	158.59	51,324	-	\$ 1,193.73	\$ 1,254.59	5.10%
MGS-S Customer 9673	3	258.08	989.52	542,720	-	\$ 6,604.05	\$ 6,943.43	5.14%
MGS-S Customer 9674	3	174.72	899.76	429,840	-	\$ 5,726.71	\$ 6,021.21	5.14%
MGS-S Customer 9675	1	37.03	152.89	52,621	-	\$ 1,372.91	\$ 1,442.77	5.09%
MGS-S Customer 9676	1	35.71	189.56	93,078	-	\$ 1,535.00	\$ 1,613.29	5.10%
MGS-S Customer 9677	1	-	204.85	65,852	-	\$ 1,407.45	\$ 1,479.41	5.11%

Internal Use

Customer	Phase	Jul - Aug KW	Sept - Jun KW	Jan - Dec KWH	Jan - Dec KVAR	Distribution 7/22 Prices	Distribution 8/23 Prices	Distribution % Difference
MGS-S Customer 9678	3	185.84	347.20	139,200	-	\$ 3,235.60	\$ 3,400.60	5.10%
MGS-S Customer 9679	1	30.93	193.05	70,552	-	\$ 1,524.59	\$ 1,602.38	5.10%
MGS-S Customer 9680	1	60.74	172.56	63,935	-	\$ 1,595.37	\$ 1,676.60	5.09%
MGS-S Customer 9681	1	88.75	218.79	104,042	-	\$ 1,964.41	\$ 2,064.57	5.10%
MGS-S Customer 9682	3	93.15	355.74	142,388	-	\$ 2,760.62	\$ 2,901.72	5.11%
MGS-S Customer 9683	3	-	280.80	103,680	-	\$ 1,897.42	\$ 1,994.45	5.11%
MGS-S Customer 9684	3	41.44	250.80	93,320	-	\$ 1,988.81	\$ 2,090.24	5.10%
MGS-S Customer 9685	3	85.36	337.52	101,200	-	\$ 2,633.21	\$ 2,767.76	5.11%
MGS-S Customer 9686	1	15.28	135.29	54,809	-	\$ 1,170.88	\$ 1,230.43	5.09%
MGS-S Customer 9687	3	375.36	1,273.92	717,360	-	\$ 8,568.88	\$ 9,009.36	5.14%
MGS-S Customer 9688	3	27.08	100.62	36,188	-	\$ 1,215.28	\$ 1,276.65	5.05%
MGS-S Customer 9689	3	75.24	283.11	122,610	-	\$ 2,325.67	\$ 2,444.32	5.10%
MGS-S Customer 9690	3	57.76	255.32	114,918	-	\$ 2,100.27	\$ 2,207.36	5.10%
MGS-S Customer 9691	3	22.15	62.52	44,136	-	\$ 1,011.89	\$ 1,062.74	5.03%
MGS-S Customer 9692	3	61.76	155.84	70,160	-	\$ 1,662.87	\$ 1,747.20	5.07%
MGS-S Customer 9693	3	88.32	638.32	290,320	-	\$ 4,039.33	\$ 4,246.90	5.14%
MGS-S Customer 9694	1	51.23	233.44	103,575	-	\$ 1,823.86	\$ 1,917.03	5.11%
MGS-S Customer 9695	1	49.73	154.74	48,128	-	\$ 1,451.94	\$ 1,525.80	5.09%
MGS-S Customer 9696	1	42.64	154.76	46,371	-	\$ 1,412.68	\$ 1,484.56	5.09%
MGS-S Customer 9697	3	61.82	242.81	105,028	-	\$ 2,065.00	\$ 2,170.23	5.10%
MGS-S Customer 9698	3	61.45	319.65	225,900	-	\$ 2,417.95	\$ 2,541.51	5.11%
MGS-S Customer 9699	3	86.32	384.56	196,080	-	\$ 2,855.86	\$ 3,001.97	5.12%
MGS-S Customer 9700	3	-	165.05	54,895	-	\$ 1,362.65	\$ 1,431.90	5.08%
MGS-S Customer 9701	3	37.91	235.12	57,690	-	\$ 1,896.77	\$ 1,993.46	5.10%
MGS-S Customer 9702	3	112.44	548.40	230,520	-	\$ 3,757.77	\$ 3,950.51	5.13%
MGS-S Customer 9703	3	25.48	104.85	39,782	-	\$ 1,225.94	\$ 1,287.88	5.05%
MGS-S Customer 9704	1	37.73	119.97	54,635	-	\$ 1,224.70	\$ 1,286.86	5.08%
MGS-S Customer 9705	1	49.64	339.68	161,640	-	\$ 2,305.86	\$ 2,424.09	5.13%
MGS-S Customer 9706	1	35.32	160.60	52,200	-	\$ 1,399.04	\$ 1,470.27	5.09%
MGS-S Customer 9707	3	500.00	2,197.60	1,221,309	130.40	\$ 13,749.71	\$ 14,446.78	5.07%
MGS-S Customer 9708	1	78.62	343.96	94,044	-	\$ 2,486.48	\$ 2,613.84	5.12%
MGS-S Customer 9709	3	118.96	453.04	189,840	-	\$ 3,353.39	\$ 3,525.07	5.12%
MGS-S Customer 9710	3	113.28	370.88	201,680	59.68	\$ 3,043.75	\$ 3,194.12	4.94%
MGS-S Customer 9711	3	52.20	174.94	53,240	-	\$ 1,698.05	\$ 1,784.29	5.08%
MGS-S Customer 9712	3	127.00	497.28	146,320	-	\$ 3,602.40	\$ 3,786.95	5.12%
MGS-S Customer 9713	3	93.52	398.12	207,520	-	\$ 2,958.47	\$ 3,109.84	5.12%
MGS-S Customer 9714	3	142.16	639.60	473,040	-	\$ 4,344.06	\$ 4,567.01	5.13%
MGS-S Customer 9715	3	19.60	106.16	42,960	-	\$ 1,199.36	\$ 1,259.97	5.05%
MGS-S Customer 9716	1	17.28	196.56	52,934	-	\$ 1,465.05	\$ 1,539.86	5.11%
MGS-S Customer 9717	3	73.92	306.80	170,000	-	\$ 2,427.79	\$ 2,551.76	5.11%

Internal Use

Customer	Phase	Jul - Aug KW	Sept - Jun KW	Jan - Dec KWH	Jan - Dec KVAR	Distribution 7/22 Prices	Distribution 8/23 Prices	Distribution % Difference
MGS-S Customer 9718	1	49.95	227.97	87,745	-	\$ 1,791.48	\$ 1,882.98	5.11%
MGS-S Customer 9719	3	30.20	150.25	72,724	-	\$ 1,461.89	\$ 1,536.04	5.07%
MGS-S Customer 9720	3	301.20	1,451.20	1,171,000	-	\$ 8,976.32	\$ 9,438.59	5.15%
MGS-S Customer 9721	3	223.80	1,089.48	466,080	-	\$ 6,875.61	\$ 7,229.39	5.15%
MGS-S Customer 9722	3	53.69	228.85	91,721	-	\$ 1,955.39	\$ 2,054.98	5.09%
MGS-S Customer 9723	3	701.76	2,862.24	1,863,520	-	\$ 17,718.44	\$ 18,631.51	5.15%
MGS-S Customer 9724	3	56.12	204.44	83,600	-	\$ 1,856.10	\$ 1,950.52	5.09%
MGS-S Customer 9725	3	176.48	789.20	456,640	-	\$ 5,225.69	\$ 5,494.15	5.14%
MGS-S Customer 9726	3	39.04	194.47	89,892	-	\$ 1,715.24	\$ 1,802.49	5.09%
MGS-S Customer 9727	3	22.40	139.88	52,240	-	\$ 1,370.69	\$ 1,440.17	5.07%
MGS-S Customer 9728	3	117.33	529.59	302,856	-	\$ 3,698.01	\$ 3,887.60	5.13%
MGS-S Customer 9729	1	28.54	107.77	45,120	-	\$ 1,117.33	\$ 1,173.99	5.07%
MGS-S Customer 9730	3	43.04	315.52	126,960	-	\$ 2,296.69	\$ 2,414.11	5.11%
MGS-S Customer 9731	1	131.31	618.14	353,028	-	\$ 4,045.62	\$ 4,253.54	5.14%
MGS-S Customer 9732	3	52.04	225.64	147,800	-	\$ 1,931.40	\$ 2,029.76	5.09%
MGS-S Customer 9733	3	28.77	140.56	55,939	-	\$ 1,409.18	\$ 1,480.61	5.07%
MGS-S Customer 9734	1	94.44	359.03	149,590	-	\$ 2,643.90	\$ 2,779.31	5.12%
MGS-S Customer 9735	3	107.79	493.80	75,800	-	\$ 3,479.71	\$ 3,658.04	5.12%
MGS-S Customer 9736	3	54.36	238.24	108,680	-	\$ 2,002.49	\$ 2,104.53	5.10%
MGS-S Customer 9737	1	79.11	338.45	205,901	-	\$ 2,463.74	\$ 2,589.92	5.12%
MGS-S Customer 9738	3	155.56	728.12	252,880	-	\$ 4,827.39	\$ 5,075.34	5.14%
MGS-S Customer 9739	1	117.10	461.85	240,662	-	\$ 3,244.69	\$ 3,411.12	5.13%
MGS-S Customer 9740	3	61.38	214.17	79,332	-	\$ 1,930.24	\$ 2,028.47	5.09%
MGS-S Customer 9741	3	121.14	505.07	304,534	-	\$ 3,605.87	\$ 3,790.65	5.12%
MGS-S Customer 9742	3	94.16	491.76	77,280	-	\$ 3,394.64	\$ 3,568.67	5.13%
MGS-S Customer 9743	3	46.76	265.72	87,320	-	\$ 2,087.26	\$ 2,193.77	5.10%
MGS-S Customer 9744	3	107.68	704.40	150,960	-	\$ 4,452.07	\$ 4,680.92	5.14%
MGS-S Customer 9745	1	97.77	355.40	183,607	-	\$ 2,645.61	\$ 2,781.08	5.12%
MGS-S Customer 9746	3	2.11	34.67	11,441	-	\$ 772.01	\$ 810.56	4.99%
MGS-S Customer 9747	3	100.20	758.28	265,200	-	\$ 4,659.48	\$ 4,899.17	5.14%
MGS-S Customer 9748	1	57.87	227.89	39,381	-	\$ 1,835.07	\$ 1,928.77	5.11%
MGS-S Customer 9749	3	86.56	353.76	178,440	-	\$ 2,714.90	\$ 2,853.68	5.11%
MGS-S Customer 9750	3	35.46	211.44	50,869	-	\$ 1,773.78	\$ 1,864.09	5.09%
MGS-S Customer 9751	3	97.36	388.40	207,280	-	\$ 2,934.88	\$ 3,084.99	5.11%
MGS-S Customer 9752	3	55.00	242.97	73,296	-	\$ 2,027.89	\$ 2,131.24	5.10%
MGS-S Customer 9753	3	209.12	550.40	281,280	-	\$ 4,303.58	\$ 4,523.87	5.12%
MGS-S Customer 9754	3	42.79	148.60	65,693	-	\$ 1,524.14	\$ 1,601.42	5.07%
MGS-S Customer 9755	1	21.99	202.37	62,195	-	\$ 1,518.03	\$ 1,595.56	5.11%
MGS-S Customer 9756	1	70.20	193.36	82,620	-	\$ 1,743.97	\$ 1,832.84	5.10%
MGS-S Customer 9757	1	-	131.40	40,431	-	\$ 1,068.11	\$ 1,122.44	5.09%

Internal Use

Customer	Phase	Jul - Aug KW	Sept - Jun KW	Jan - Dec KWH	Jan - Dec KVAR	Distribution 7/22 Prices	Distribution 8/23 Prices	Distribution % Difference
MGS-S Customer 9758	3	90.24	453.36	105,720	-	\$ 3,195.48	\$ 3,359.19	5.12%
MGS-S Customer 9759	3	88.95	369.25	142,779	-	\$ 2,799.73	\$ 2,942.89	5.11%
MGS-S Customer 9760	3	24.65	69.78	30,562	-	\$ 1,059.31	\$ 1,112.60	5.03%
MGS-S Customer 9761	3	92.50	415.66	210,495	-	\$ 3,033.84	\$ 3,189.14	5.12%
MGS-S Customer 9762	3	69.36	284.73	137,632	-	\$ 2,300.52	\$ 2,417.92	5.10%
MGS-S Customer 9763	3	36.80	183.48	85,563	-	\$ 1,652.04	\$ 1,736.02	5.08%
MGS-S Customer 9764	3	244.80	1,040.64	342,360	-	\$ 6,766.52	\$ 7,114.45	5.14%
MGS-S Customer 9765	3	19.04	152.94	67,442	-	\$ 1,412.37	\$ 1,484.05	5.08%
MGS-S Customer 9766	3	130.88	435.76	248,960	-	\$ 3,339.72	\$ 3,510.58	5.12%
MGS-S Customer 9767	1	51.40	174.66	58,169	-	\$ 1,553.24	\$ 1,632.35	5.09%
MGS-S Customer 9768	3	82.28	366.32	93,880	229.06	\$ 3,138.57	\$ 3,279.17	4.48%
MGS-S Customer 9769	1	54.32	220.03	103,344	-	\$ 1,779.05	\$ 1,869.87	5.10%
MGS-S Customer 9770	1	14.15	78.06	26,173	-	\$ 900.21	\$ 945.71	5.05%
MGS-S Customer 9771	1	58.16	390.16	102,000	-	\$ 2,586.37	\$ 2,719.09	5.13%
MGS-S Customer 9772	3	44.05	198.11	82,107	-	\$ 1,759.87	\$ 1,849.39	5.09%
MGS-S Customer 9773	3	693.04	3,301.20	1,175,680	-	\$ 19,698.04	\$ 20,714.02	5.16%
MGS-S Customer 9774	3	8.68	24.04	17,160	-	\$ 759.36	\$ 797.20	4.98%
MGS-S Customer 9775	3	31.39	185.37	125,866	-	\$ 1,630.74	\$ 1,713.66	5.08%
MGS-S Customer 9776	3	94.24	432.64	260,240	-	\$ 3,121.95	\$ 3,281.81	5.12%
MGS-S Customer 9777	3	183.60	836.84	547,120	-	\$ 5,485.30	\$ 5,767.19	5.14%
MGS-S Customer 9778	1	60.84	225.51	59,756	-	\$ 1,840.56	\$ 1,934.52	5.10%
MGS-S Customer 9779	3	12.44	68.00	39,560	-	\$ 983.32	\$ 1,032.77	5.03%
MGS-S Customer 9780	3	120.96	487.20	216,240	-	\$ 3,522.31	\$ 3,702.75	5.12%
MGS-S Customer 9781	3	-	57.24	17,388	-	\$ 864.57	\$ 907.95	5.02%
MGS-S Customer 9782	3	43.67	286.20	108,623	-	\$ 2,164.73	\$ 2,275.29	5.11%
MGS-S Customer 9783	3	76.16	528.28	211,720	-	\$ 3,463.46	\$ 3,641.21	5.13%
MGS-S Customer 9784	3	39.49	147.88	64,603	-	\$ 1,502.50	\$ 1,578.68	5.07%
MGS-S Customer 9785	3	389.92	1,248.96	391,680	494.16	\$ 9,374.44	\$ 9,813.01	4.68%
MGS-S Customer 9786	3	110.60	814.35	86,243	-	\$ 4,976.25	\$ 5,232.30	5.15%
MGS-S Customer 9787	3	32.53	167.50	68,101	-	\$ 1,554.51	\$ 1,633.46	5.08%
MGS-S Customer 9788	3	30.64	169.55	52,202	-	\$ 1,553.49	\$ 1,632.40	5.08%
MGS-S Customer 9789	3	138.72	554.24	248,383	-	\$ 3,930.60	\$ 4,132.10	5.13%
MGS-S Customer 9790	1	-	136.93	38,418	-	\$ 1,093.66	\$ 1,149.32	5.09%
MGS-S Customer 9791	3	62.73	276.16	144,492	-	\$ 2,224.13	\$ 2,337.61	5.10%
MGS-S Customer 9792	1	46.55	58.73	14,707	-	\$ 990.73	\$ 1,040.65	5.04%
MGS-S Customer 9793	3	80.88	502.44	269,880	-	\$ 3,370.28	\$ 3,543.15	5.13%
MGS-S Customer 9794	3	141.24	834.60	387,600	-	\$ 5,239.85	\$ 5,509.35	5.14%
MGS-S Customer 9795	3	48.36	236.79	78,342	-	\$ 1,962.49	\$ 2,062.50	5.10%
MGS-S Customer 9796	1	41.23	227.34	63,811	-	\$ 1,740.18	\$ 1,829.08	5.11%
MGS-S Customer 9797	3	28.73	108.76	46,855	-	\$ 1,262.04	\$ 1,325.83	5.05%

Internal Use

Customer	Phase	Jul - Aug KW	Sept - Jun KW	Jan - Dec KWH	Jan - Dec KVAR	Distribution 7/22 Prices	Distribution 8/23 Prices	Distribution % Difference
MGS-S Customer 9798	3	63.92	269.92	29,200	-	\$ 2,201.91	\$ 2,314.22	5.10%
MGS-S Customer 9799	1	30.67	125.65	50,866	-	\$ 1,211.76	\$ 1,273.31	5.08%
MGS-S Customer 9800	3	21.51	201.38	34,446	-	\$ 1,649.88	\$ 1,733.87	5.09%
MGS-S Customer 9801	1	23.69	103.63	42,824	-	\$ 1,071.29	\$ 1,125.59	5.07%
MGS-S Customer 9802	1	48.71	202.91	91,993	-	\$ 1,668.82	\$ 1,753.96	5.10%
MGS-S Customer 9803	3	8.31	51.27	37,355	-	\$ 883.11	\$ 927.38	5.01%
MGS-S Customer 9804	3	139.12	639.04	270,080	-	\$ 4,324.60	\$ 4,546.56	5.13%
MGS-S Customer 9805	3	-	169.54	41,844	-	\$ 1,383.39	\$ 1,453.72	5.08%
MGS-S Customer 9806	1	24.22	146.82	38,175	-	\$ 1,273.77	\$ 1,338.59	5.09%
MGS-S Customer 9807	3	40.76	137.96	51,720	-	\$ 1,463.71	\$ 1,537.88	5.07%
MGS-S Customer 9808	1	43.84	85.30	37,195	-	\$ 1,098.44	\$ 1,153.99	5.06%
MGS-S Customer 9809	3	78.92	354.96	134,520	-	\$ 2,678.04	\$ 2,814.97	5.11%
MGS-S Customer 9810	1	93.75	401.20	219,118	-	\$ 2,834.90	\$ 2,980.23	5.13%
MGS-S Customer 9811	3	47.92	712.32	176,320	19.32	\$ 4,189.84	\$ 4,403.85	5.11%
MGS-S Customer 9812	3	97.04	249.52	83,920	-	\$ 2,291.47	\$ 2,408.17	5.09%
MGS-S Customer 9813	3	81.60	282.14	69,107	-	\$ 2,356.49	\$ 2,476.69	5.10%
MGS-S Customer 9814	3	162.56	676.16	285,120	-	\$ 4,626.19	\$ 4,863.62	5.13%
MGS-S Customer 9815	3	74.32	329.28	114,240	-	\$ 2,533.87	\$ 2,663.35	5.11%
MGS-S Customer 9816	3	67.37	290.75	190,618	-	\$ 2,317.29	\$ 2,435.57	5.10%
MGS-S Customer 9817	3	290.08	1,025.04	301,360	445.64	\$ 7,703.34	\$ 8,060.21	4.63%
MGS-S Customer 9818	3	219.84	918.00	298,680	163.80	\$ 6,339.85	\$ 6,651.37	4.91%
MGS-S Customer 9819	1	44.82	157.24	58,520	-	\$ 1,436.24	\$ 1,509.33	5.09%
MGS-S Customer 9820	3	59.51	321.93	63,900	-	\$ 2,417.72	\$ 2,541.28	5.11%
MGS-S Customer 9821	3	28.44	193.52	49,080	-	\$ 1,652.02	\$ 1,736.07	5.09%
MGS-S Customer 9822	1	58.06	189.24	39,575	-	\$ 1,657.56	\$ 1,742.04	5.10%
MGS-S Customer 9823	1	-	74.93	84,751	-	\$ 807.22	\$ 848.00	5.05%
MGS-S Customer 9824	1	40.43	213.92	125,307	-	\$ 1,673.74	\$ 1,759.20	5.11%
MGS-S Customer 9825	1	108.78	443.26	262,336	-	\$ 3,112.63	\$ 3,272.27	5.13%
MGS-S Customer 9826	3	50.94	182.02	70,759	-	\$ 1,723.77	\$ 1,811.36	5.08%
MGS-S Customer 9827	1	-	42.97	13,048	-	\$ 659.56	\$ 692.67	5.02%
MGS-S Customer 9828	3	72.16	493.04	89,840	155.32	\$ 3,542.50	\$ 3,710.67	4.75%
MGS-S Customer 9829	1	30.67	113.97	47,209	-	\$ 1,157.80	\$ 1,216.54	5.07%
MGS-S Customer 9830	1	39.63	151.29	73,554	-	\$ 1,379.95	\$ 1,450.15	5.09%
MGS-S Customer 9831	1	94.81	383.25	124,026	-	\$ 2,757.85	\$ 2,899.18	5.12%
MGS-S Customer 9832	3	39.12	151.28	84,640	-	\$ 1,516.15	\$ 1,593.05	5.07%
MGS-S Customer 9833	1	60.07	236.61	71,796	-	\$ 1,887.57	\$ 1,983.97	5.11%
MGS-S Customer 9834	3	79.40	324.50	181,500	142.55	\$ 2,782.32	\$ 2,912.07	4.66%
MGS-S Customer 9835	3	113.04	1,019.28	215,160	-	\$ 5,936.57	\$ 6,242.48	5.15%
MGS-S Customer 9836	1	-	25.08	103,942	-	\$ 576.91	\$ 605.73	5.00%
MGS-S Customer 9837	3	64.75	300.59	194,048	-	\$ 2,348.21	\$ 2,468.12	5.11%

Internal Use

Customer	Phase	Jul - Aug KW	Sept - Jun KW	Jan - Dec KWH	Jan - Dec KVAR	Distribution 7/22 Prices	Distribution 8/23 Prices	Distribution % Difference
MGS-S Customer 9838	1	53.24	282.83	89,526	-	\$ 2,063.20	\$ 2,168.78	5.12%
MGS-S Customer 9839	3	97.68	394.88	161,680	-	\$ 2,966.59	\$ 3,118.35	5.12%
MGS-S Customer 9840	1	55.68	182.36	77,190	-	\$ 1,612.57	\$ 1,694.72	5.09%
MGS-S Customer 9841	1	44.94	210.19	93,071	-	\$ 1,681.53	\$ 1,767.36	5.10%
MGS-S Customer 9842	3	67.80	276.64	195,280	-	\$ 2,254.49	\$ 2,369.50	5.10%
MGS-S Customer 9843	3	82.04	414.72	117,920	-	\$ 2,971.45	\$ 3,123.59	5.12%
MGS-S Customer 9844	3	97.08	439.60	198,280	-	\$ 3,169.87	\$ 3,332.19	5.12%
MGS-S Customer 9845	1	59.13	357.95	128,778	-	\$ 2,442.94	\$ 2,568.20	5.13%
MGS-S Customer 9846	3	114.48	552.00	267,720	-	\$ 3,785.72	\$ 3,979.90	5.13%
MGS-S Customer 9847	3	100.16	822.64	319,280	-	\$ 4,956.60	\$ 5,211.72	5.15%
MGS-S Customer 9848	3	72.36	309.72	115,040	-	\$ 2,432.62	\$ 2,556.86	5.11%
MGS-S Customer 9849	3	60.08	564.48	105,200	33.96	\$ 3,599.19	\$ 3,781.13	5.06%
MGS-S Customer 9850	1	35.65	228.12	45,428	-	\$ 1,712.81	\$ 1,800.34	5.11%
MGS-S Customer 9851	3	334.00	1,650.80	537,600	-	\$ 10,080.52	\$ 10,599.87	5.15%
MGS-S Customer 9852	3	182.40	398.16	99,120	186.68	\$ 3,769.30	\$ 3,945.57	4.68%
MGS-S Customer 9853	1	20.97	149.31	64,418	-	\$ 1,267.24	\$ 1,331.74	5.09%
MGS-S Customer 9854	3	656.70	3,130.20	911,700	-	\$ 18,706.33	\$ 19,671.09	5.16%
MGS-S Customer 9855	3	75.04	367.28	220,800	-	\$ 2,713.43	\$ 2,852.22	5.11%
MGS-S Customer 9856	3	238.88	739.12	326,160	-	\$ 5,340.64	\$ 5,614.55	5.13%
MGS-S Customer 9857	1	57.52	243.73	87,236	-	\$ 1,906.31	\$ 2,003.71	5.11%
MGS-S Customer 9858	1	69.99	74.65	26,124	-	\$ 1,194.37	\$ 1,254.68	5.05%
MGS-S Customer 9859	1	69.84	349.57	153,511	-	\$ 2,463.67	\$ 2,589.92	5.12%
MGS-S Customer 9860	3	261.00	1,054.32	265,560	-	\$ 6,919.63	\$ 7,275.39	5.14%
MGS-S Customer 9861	3	66.95	313.76	136,156	-	\$ 2,421.26	\$ 2,544.95	5.11%
MGS-S Customer 9862	1	30.52	224.96	44,000	-	\$ 1,669.74	\$ 1,755.08	5.11%
MGS-S Customer 9863	3	29.38	177.31	60,084	-	\$ 1,582.35	\$ 1,662.77	5.08%
MGS-S Customer 9864	3	60.80	277.28	154,837	-	\$ 2,218.59	\$ 2,331.80	5.10%
MGS-S Customer 9865	3	63.57	336.33	129,315	-	\$ 2,506.78	\$ 2,634.94	5.11%
MGS-S Customer 9866	3	75.60	257.12	105,040	-	\$ 2,207.59	\$ 2,320.11	5.10%
MGS-S Customer 9867	3	53.61	184.15	66,032	-	\$ 1,748.43	\$ 1,837.28	5.08%
MGS-S Customer 9868	3	68.08	247.92	95,280	-	\$ 2,123.35	\$ 2,231.56	5.10%
MGS-S Customer 9869	3	94.00	708.24	215,440	-	\$ 4,393.89	\$ 4,619.83	5.14%
MGS-S Customer 9870	3	45.72	230.17	82,134	-	\$ 1,917.25	\$ 2,014.93	5.09%
MGS-S Customer 9871	3	10.25	60.49	27,844	-	\$ 936.47	\$ 983.50	5.02%
MGS-S Customer 9872	3	72.40	486.88	149,520	-	\$ 3,251.33	\$ 3,418.09	5.13%
MGS-S Customer 9873	3	29.52	222.90	88,890	-	\$ 1,793.75	\$ 1,885.16	5.10%
MGS-S Customer 9874	1	49.18	225.51	85,810	-	\$ 1,775.85	\$ 1,866.54	5.11%
MGS-S Customer 9875	3	57.01	238.16	134,231	-	\$ 2,016.82	\$ 2,119.59	5.10%
MGS-S Customer 9876	3	33.01	155.20	67,154	-	\$ 1,500.35	\$ 1,576.48	5.07%
MGS-S Customer 9877	3	183.92	751.44	93,920	-	\$ 5,092.53	\$ 5,354.01	5.13%

Internal Use

Customer	Phase	Jul - Aug KW	Sept - Jun KW	Jan - Dec KWH	Jan - Dec KVAR	Distribution 7/22 Prices	Distribution 8/23 Prices	Distribution % Difference
MGS-S Customer 9878	3	37.88	177.70	63,297	-	\$ 1,631.33	\$ 1,714.22	5.08%
MGS-S Customer 9879	1	52.33	237.34	119,927	-	\$ 1,847.98	\$ 1,942.40	5.11%
MGS-S Customer 9880	1	70.26	128.93	38,028	-	\$ 1,446.64	\$ 1,520.06	5.08%
MGS-S Customer 9881	1	53.84	104.73	26,669	-	\$ 1,243.70	\$ 1,306.72	5.07%
MGS-S Customer 9882	3	119.80	436.90	97,400	-	\$ 3,283.49	\$ 3,451.53	5.12%
MGS-S Customer 9883	3	186.40	521.80	268,200	45.80	\$ 4,123.22	\$ 4,330.28	5.02%
MGS-S Customer 9884	3	180.36	741.72	502,240	-	\$ 5,027.86	\$ 5,286.02	5.13%
MGS-S Customer 9885	3	95.12	483.36	234,800	-	\$ 3,361.16	\$ 3,533.44	5.13%
MGS-S Customer 9886	1	38.93	174.31	82,096	-	\$ 1,482.41	\$ 1,557.95	5.10%
MGS-S Customer 9887	3	87.96	395.96	130,800	-	\$ 2,917.63	\$ 3,066.93	5.12%
MGS-S Customer 9888	3	92.76	382.16	232,560	-	\$ 2,880.52	\$ 3,027.85	5.11%
MGS-S Customer 9889	1	44.70	226.42	26,762	-	\$ 1,755.19	\$ 1,844.84	5.11%
MGS-S Customer 9890	3	214.40	1,510.40	472,800	-	\$ 8,768.09	\$ 9,220.26	5.16%
MGS-S Customer 9891	3	9.88	179.39	70,224	-	\$ 1,483.74	\$ 1,559.20	5.09%
MGS-S Customer 9892	3	26.40	118.80	49,280	-	\$ 1,295.50	\$ 1,361.04	5.06%
MGS-S Customer 9893	3	355.92	1,132.48	486,480	-	\$ 7,807.53	\$ 8,208.63	5.14%
MGS-S Customer 9894	3	76.56	233.28	75,440	-	\$ 2,102.78	\$ 2,209.85	5.09%
MGS-S Customer 9895	3	95.26	401.28	135,480	-	\$ 2,982.73	\$ 3,135.35	5.12%
MGS-S Customer 9896	1	63.58	238.25	119,296	-	\$ 1,914.62	\$ 2,012.41	5.11%
MGS-S Customer 9897	1	58.32	456.12	168,720	-	\$ 2,891.99	\$ 3,040.59	5.14%
MGS-S Customer 9898	1	79.69	309.33	111,375	-	\$ 2,332.42	\$ 2,451.78	5.12%
MGS-S Customer 9899	3	41.88	164.80	49,200	-	\$ 1,593.93	\$ 1,674.85	5.08%
MGS-S Customer 9900	3	62.88	324.24	102,240	-	\$ 2,447.09	\$ 2,572.16	5.11%
MGS-S Customer 9901	1	65.01	236.58	135,024	-	\$ 1,914.85	\$ 2,012.63	5.11%
MGS-S Customer 9902	1	-	36.59	13,048	-	\$ 630.09	\$ 661.67	5.01%
MGS-S Customer 9903	1	37.16	164.50	64,390	-	\$ 1,427.27	\$ 1,499.95	5.09%
MGS-S Customer 9904	3	49.70	270.46	97,420	-	\$ 2,125.48	\$ 2,233.95	5.10%
MGS-S Customer 9905	3	91.95	424.04	310,143	-	\$ 3,069.51	\$ 3,226.66	5.12%
MGS-S Customer 9906	3	31.07	99.90	38,164	-	\$ 1,234.10	\$ 1,296.41	5.05%
MGS-S Customer 9907	3	70.19	312.14	196,439	-	\$ 2,431.76	\$ 2,555.97	5.11%
MGS-S Customer 9908	1	47.37	107.63	23,094	-	\$ 1,221.19	\$ 1,283.09	5.07%
MGS-S Customer 9909	3	81.95	551.72	63,554	-	\$ 3,603.89	\$ 3,788.89	5.13%
MGS-S Customer 9910	3	73.21	286.47	134,262	-	\$ 2,329.93	\$ 2,448.82	5.10%
MGS-S Customer 9911	3	138.48	563.60	121,200	-	\$ 3,972.52	\$ 4,176.19	5.13%
MGS-S Customer 9912	1	59.78	293.09	153,059	-	\$ 2,146.89	\$ 2,256.77	5.12%
MGS-S Customer 9913	3	94.28	308.24	95,880	-	\$ 2,547.44	\$ 2,677.46	5.10%
MGS-S Customer 9914	3	59.09	190.06	53,017	-	\$ 1,806.15	\$ 1,897.95	5.08%
MGS-S Customer 9915	3	80.52	335.33	153,109	-	\$ 2,596.23	\$ 2,728.90	5.11%
MGS-S Customer 9916	3	76.44	290.81	154,153	-	\$ 2,367.90	\$ 2,488.74	5.10%
MGS-S Customer 9917	3	74.85	345.00	168,081	-	\$ 2,609.44	\$ 2,742.84	5.11%

Internal Use

Customer	Phase	Jul - Aug KW	Sept - Jun KW	Jan - Dec KWH	Jan - Dec KVAR	Distribution 7/22 Prices	Distribution 8/23 Prices	Distribution % Difference
MGS-S Customer 9918	3	209.60	909.68	404,160	-	\$ 5,966.12	\$ 6,272.77	5.14%
MGS-S Customer 9919	3	439.68	2,034.08	914,400	319.12	\$ 12,980.30	\$ 13,621.23	4.94%
MGS-S Customer 9920	3	500.96	2,170.24	1,094,720	356.88	\$ 14,013.65	\$ 14,704.42	4.93%
MGS-S Customer 9921	3	126.48	1,361.88	568,920	77.82	\$ 7,726.26	\$ 8,118.17	5.07%
MGS-S Customer 9922	3	96.64	400.36	215,360	210.96	\$ 3,344.77	\$ 3,497.55	4.57%
MGS-S Customer 9923	3	27.02	186.08	57,000	64.05	\$ 1,718.66	\$ 1,800.52	4.76%
MGS-S Customer 9924	3	219.68	1,100.72	394,400	-	\$ 6,904.67	\$ 7,259.99	5.15%
MGS-S Customer 9925	3	106.26	410.18	160,823	-	\$ 3,084.89	\$ 3,242.73	5.12%
MGS-S Customer 9926	1	80.94	270.91	85,037	-	\$ 2,161.86	\$ 2,272.34	5.11%
MGS-S Customer 9927	3	111.12	663.24	253,680	-	\$ 4,281.00	\$ 4,500.94	5.14%
MGS-S Customer 9928	3	58.34	118.66	36,160	-	\$ 1,472.12	\$ 1,546.57	5.06%
MGS-S Customer 9929	3	636.00	2,353.80	388,800	1,319.10	\$ 17,246.95	\$ 18,019.58	4.48%
MGS-S Customer 9930	1	47.87	145.28	72,526	-	\$ 1,397.91	\$ 1,468.98	5.08%
MGS-S Customer 9931	1	71.52	150.72	32,880	-	\$ 1,554.30	\$ 1,633.30	5.08%
MGS-S Customer 9932	3	179.20	725.60	223,600	-	\$ 4,946.95	\$ 5,200.91	5.13%
MGS-S Customer 9933	3	61.35	239.05	93,468	-	\$ 2,045.02	\$ 2,149.21	5.09%
MGS-S Customer 9934	3	123.36	1,154.28	309,600	-	\$ 6,617.54	\$ 6,958.75	5.16%
MGS-S Customer 9935	3	434.70	789.30	526,800	-	\$ 6,659.27	\$ 7,000.06	5.12%
MGS-S Customer 9936	1	49.00	171.24	69,851	-	\$ 1,524.12	\$ 1,601.74	5.09%
MGS-S Customer 9937	3	-	322.48	107,840	-	\$ 2,089.98	\$ 2,197.01	5.12%
MGS-S Customer 9938	3	33.38	219.44	28,905	-	\$ 1,799.19	\$ 1,890.84	5.09%
MGS-S Customer 9939	1	57.36	225.39	122,742	-	\$ 1,820.69	\$ 1,913.64	5.11%
MGS-S Customer 9940	1	70.31	286.67	154,178	-	\$ 2,175.68	\$ 2,286.96	5.11%
MGS-S Customer 9941	1	34.96	118.59	38,431	-	\$ 1,202.95	\$ 1,264.00	5.08%
MGS-S Customer 9942	3	65.64	245.88	126,840	-	\$ 2,100.39	\$ 2,207.42	5.10%
MGS-S Customer 9943	3	45.72	230.86	72,820	-	\$ 1,920.44	\$ 2,018.29	5.10%
MGS-S Customer 9944	3	104.03	389.29	131,681	-	\$ 2,976.01	\$ 3,128.20	5.11%
MGS-S Customer 9945	1	34.26	209.87	21,892	-	\$ 1,620.78	\$ 1,703.54	5.11%
MGS-S Customer 9946	3	43.89	144.11	55,216	-	\$ 1,509.50	\$ 1,586.01	5.07%
MGS-S Customer 9947	3	58.55	160.58	58,853	-	\$ 1,666.95	\$ 1,751.53	5.07%
MGS-S Customer 9948	3	158.08	755.36	401,600	-	\$ 4,967.23	\$ 5,222.42	5.14%
MGS-S Customer 9949	3	380.64	1,876.92	597,480	319.38	\$ 11,926.99	\$ 12,513.67	4.92%
MGS-S Customer 9950	3	28.94	208.04	66,274	-	\$ 1,721.88	\$ 1,809.55	5.09%
MGS-S Customer 9951	3	376.80	1,398.08	783,520	-	\$ 9,150.49	\$ 9,621.17	5.14%
MGS-S Customer 9952	3	33.52	188.96	59,760	-	\$ 1,659.15	\$ 1,743.53	5.09%
MGS-S Customer 9953	1	28.22	91.83	38,114	-	\$ 1,041.92	\$ 1,094.66	5.06%
MGS-S Customer 9954	3	48.90	198.18	53,240	-	\$ 1,787.11	\$ 1,878.00	5.09%
MGS-S Customer 9955	3	123.05	390.77	173,853	-	\$ 3,088.40	\$ 3,246.28	5.11%
MGS-S Customer 9956	3	79.12	341.32	171,720	-	\$ 2,616.13	\$ 2,749.84	5.11%
MGS-S Customer 9957	3	-	519.36	208,080	-	\$ 2,999.56	\$ 3,153.85	5.14%

Internal Use

Customer	Phase	Jul - Aug KW	Sept - Jun KW	Jan - Dec KWH	Jan - Dec KVAR	Distribution 7/22 Prices	Distribution 8/23 Prices	Distribution % Difference
MGS-S Customer 9958	3	40.40	331.10	134,800	-	\$ 2,354.02	\$ 2,474.44	5.12%
MGS-S Customer 9959	3	76.64	396.42	94,231	-	\$ 2,856.93	\$ 3,003.17	5.12%
MGS-S Customer 9960	1	146.96	528.28	253,680	-	\$ 3,717.32	\$ 3,908.06	5.13%
MGS-S Customer 9961	1	60.80	236.70	126,825	-	\$ 1,892.03	\$ 1,988.67	5.11%
MGS-S Customer 9962	3	23.85	87.96	40,125	-	\$ 1,138.86	\$ 1,196.29	5.04%
MGS-S Customer 9963	3	207.00	963.20	460,000	-	\$ 6,198.95	\$ 6,517.72	5.14%
MGS-S Customer 9964	3	38.50	167.75	87,408	-	\$ 1,588.80	\$ 1,669.48	5.08%
MGS-S Customer 9965	1	152.98	597.66	241,046	-	\$ 4,071.27	\$ 4,280.34	5.14%
MGS-S Customer 9966	3	88.56	267.04	162,000	-	\$ 2,325.35	\$ 2,443.88	5.10%
MGS-S Customer 9967	3	234.20	996.80	496,000	-	\$ 6,505.15	\$ 6,839.59	5.14%
MGS-S Customer 9968	3	93.74	356.47	139,272	-	\$ 2,767.27	\$ 2,908.71	5.11%
MGS-S Customer 9969	1	62.60	269.58	140,852	-	\$ 2,053.93	\$ 2,158.96	5.11%
MGS-S Customer 9970	1	113.20	457.68	281,760	-	\$ 3,203.78	\$ 3,368.12	5.13%
MGS-S Customer 9971	3	90.50	371.26	145,201	-	\$ 2,817.62	\$ 2,961.70	5.11%
MGS-S Customer 9972	3	49.80	250.01	86,933	-	\$ 2,031.56	\$ 2,135.14	5.10%
MGS-S Customer 9973	3	90.72	442.72	113,720	-	\$ 3,148.98	\$ 3,310.28	5.12%
MGS-S Customer 9974	3	128.40	296.75	225,960	44.11	\$ 2,758.70	\$ 2,895.52	4.96%
MGS-S Customer 9975	1	-	3.49	308	-	\$ 477.16	\$ 500.80	4.95%
MGS-S Customer 9976	3	58.50	217.09	85,440	-	\$ 1,927.75	\$ 2,025.87	5.09%
MGS-S Customer 9977	3	160.32	959.20	366,160	0.24	\$ 5,921.81	\$ 6,226.55	5.15%
MGS-S Customer 9978	3	230.40	1,050.32	662,560	-	\$ 6,731.32	\$ 7,077.55	5.14%
MGS-S Customer 9979	1	68.98	119.92	36,293	-	\$ 1,397.91	\$ 1,468.80	5.07%
MGS-S Customer 9980	1	86.73	196.02	116,916	-	\$ 1,848.00	\$ 1,942.13	5.09%
MGS-S Customer 9981	3	22.26	134.32	76,700	-	\$ 1,344.22	\$ 1,412.33	5.07%
MGS-S Customer 9982	1	34.52	174.66	83,701	-	\$ 1,459.56	\$ 1,533.94	5.10%
MGS-S Customer 9983	1	-	4.83	613	-	\$ 483.35	\$ 507.31	4.96%
MGS-S Customer 9984	1	44.51	155.99	43,098	-	\$ 1,428.74	\$ 1,501.44	5.09%
MGS-S Customer 9985	3	181.44	765.60	232,560	-	\$ 5,144.18	\$ 5,408.37	5.14%
MGS-S Customer 9986	3	42.32	189.48	74,760	-	\$ 1,710.39	\$ 1,797.36	5.08%
MGS-S Customer 9987	3	82.56	639.44	164,880	-	\$ 4,012.54	\$ 4,218.76	5.14%
MGS-S Customer 9988	3	-	417.60	45,440	166.40	\$ 2,812.31	\$ 2,942.18	4.62%
MGS-S Customer 9989	3	42.24	208.56	146,680	-	\$ 1,798.10	\$ 1,889.62	5.09%
MGS-S Customer 9990	3	19.87	156.29	45,406	-	\$ 1,432.46	\$ 1,505.17	5.08%
MGS-S Customer 9991	3	86.16	310.96	96,440	-	\$ 2,514.94	\$ 2,643.34	5.11%
MGS-S Customer 9992	3	24.70	148.77	57,656	-	\$ 1,424.52	\$ 1,496.78	5.07%
MGS-S Customer 9993	3	78.76	344.88	172,887	-	\$ 2,630.58	\$ 2,765.05	5.11%
MGS-S Customer 9994	1	81.10	393.78	169,136	-	\$ 2,730.41	\$ 2,870.42	5.13%
MGS-S Customer 9995	3	34.86	195.28	64,197	-	\$ 1,695.79	\$ 1,782.05	5.09%
MGS-S Customer 9996	1	65.41	264.69	99,208	-	\$ 2,046.93	\$ 2,151.57	5.11%
MGS-S Customer 9997	3	40.32	140.08	39,520	-	\$ 1,471.07	\$ 1,545.61	5.07%

Internal Use

Customer	Phase	Jul - Aug KW	Sept - Jun KW	Jan - Dec KWH	Jan - Dec KVAR	Distribution 7/22 Prices	Distribution 8/23 Prices	Distribution % Difference
MGS-S Customer 9998	3	229.20	1,032.80	421,520	-	\$ 6,643.72	\$ 6,985.40	5.14%
MGS-S Customer 9999	3	59.04	322.00	97,080	-	\$ 2,415.43	\$ 2,538.88	5.11%
MGS-S Customer 10000	1	-	5.36	600	-	\$ 485.80	\$ 509.89	4.96%
MGS-S Customer 10001	1	57.36	396.56	114,960	-	\$ 2,611.50	\$ 2,745.53	5.13%
MGS-S Customer 10002	3	180.72	908.88	392,880	-	\$ 5,802.14	\$ 6,100.51	5.14%
MGS-S Customer 10003	1	36.74	271.50	50,740	-	\$ 1,919.28	\$ 2,017.52	5.12%
MGS-S Customer 10004	3	72.56	316.09	174,883	-	\$ 2,463.16	\$ 2,588.98	5.11%
MGS-S Customer 10005	3	114.64	388.80	188,160	-	\$ 3,032.63	\$ 3,187.68	5.11%
MGS-S Customer 10006	3	89.96	428.87	195,259	-	\$ 3,080.78	\$ 3,238.54	5.12%
MGS-S Customer 10007	1	28.51	82.66	31,947	-	\$ 1,001.16	\$ 1,051.78	5.06%
MGS-S Customer 10008	3	124.96	519.60	265,120	-	\$ 3,694.20	\$ 3,883.53	5.13%
MGS-S Customer 10009	3	91.56	318.74	143,721	-	\$ 2,580.86	\$ 2,712.63	5.11%
MGS-S Customer 10010	3	358.60	1,618.60	681,000	-	\$ 10,068.28	\$ 10,586.79	5.15%
MGS-S Customer 10011	3	81.14	263.76	67,961	-	\$ 2,269.02	\$ 2,384.68	5.10%
MGS-S Customer 10012	3	23.49	139.31	75,934	-	\$ 1,374.10	\$ 1,443.75	5.07%
MGS-S Customer 10013	3	80.48	289.52	123,920	-	\$ 2,384.37	\$ 2,506.03	5.10%
MGS-S Customer 10014	3	71.27	330.72	199,121	-	\$ 2,523.59	\$ 2,652.56	5.11%
MGS-S Customer 10015	3	103.12	392.64	151,440	-	\$ 2,986.43	\$ 3,139.18	5.11%
MGS-S Customer 10016	3	202.00	681.84	325,480	-	\$ 4,871.32	\$ 5,121.16	5.13%
MGS-S Customer 10017	3	184.44	772.56	312,960	-	\$ 5,192.99	\$ 5,459.69	5.14%
MGS-S Customer 10018	3	36.04	174.68	61,376	-	\$ 1,607.16	\$ 1,688.82	5.08%
MGS-S Customer 10019	1	39.53	153.58	70,212	-	\$ 1,389.97	\$ 1,460.70	5.09%
MGS-S Customer 10020	1	32.12	114.75	41,619	-	\$ 1,169.45	\$ 1,228.78	5.07%
MGS-S Customer 10021	3	83.12	328.41	160,785	-	\$ 2,578.69	\$ 2,710.42	5.11%
MGS-S Customer 10022	1	15.75	71.31	49,757	-	\$ 877.90	\$ 922.23	5.05%
MGS-S Customer 10023	3	268.56	1,555.44	526,080	-	\$ 9,276.76	\$ 9,754.90	5.15%
MGS-S Customer 10024	3	50.96	259.80	54,560	-	\$ 2,083.22	\$ 2,189.48	5.10%
MGS-S Customer 10025	3	33.71	193.21	32,189	-	\$ 1,679.84	\$ 1,765.29	5.09%
MGS-S Customer 10026	1	46.60	160.17	49,507	-	\$ 1,459.66	\$ 1,533.94	5.09%
MGS-S Customer 10027	3	28.44	111.05	40,149	-	\$ 1,271.01	\$ 1,335.27	5.06%
MGS-S Customer 10028	3	83.63	230.18	71,582	-	\$ 2,127.70	\$ 2,236.00	5.09%
MGS-S Customer 10029	3	100.08	539.04	186,240	-	\$ 3,645.93	\$ 3,832.96	5.13%
MGS-S Customer 10030	3	75.60	754.20	263,520	-	\$ 4,504.10	\$ 4,735.92	5.15%
MGS-S Customer 10031	3	121.18	484.56	287,593	-	\$ 3,511.34	\$ 3,691.20	5.12%
MGS-S Customer 10032	1	-	88.76	26,249	-	\$ 871.11	\$ 915.21	5.06%
MGS-S Customer 10033	3	70.32	285.60	109,360	-	\$ 2,309.87	\$ 2,427.74	5.10%
MGS-S Customer 10034	3	125.76	558.48	38,880	224.84	\$ 4,260.49	\$ 4,459.38	4.67%
MGS-S Customer 10035	3	178.68	1,558.92	568,320	-	\$ 8,794.00	\$ 9,247.82	5.16%
MGS-S Customer 10036	3	120.24	735.00	227,400	-	\$ 4,663.15	\$ 4,902.86	5.14%
MGS-S Customer 10037	3	65.13	290.07	109,931	-	\$ 2,301.71	\$ 2,419.21	5.10%

Internal Use

Customer	Phase	Jul - Aug KW	Sept - Jun KW	Jan - Dec KWH	Jan - Dec KVAR	Distribution 7/22 Prices	Distribution 8/23 Prices	Distribution % Difference
MGS-S Customer 10038	1	23.11	110.27	41,933	-	\$ 1,098.75	\$ 1,154.48	5.07%
MGS-S Customer 10039	1	33.00	146.98	59,529	-	\$ 1,323.24	\$ 1,390.55	5.09%
MGS-S Customer 10040	3	32.64	205.44	62,560	-	\$ 1,730.40	\$ 1,818.49	5.09%
MGS-S Customer 10041	3	-	175.44	49,680	4.80	\$ 1,418.81	\$ 1,490.56	5.06%
MGS-S Customer 10042	1	71.90	282.63	133,281	-	\$ 2,165.84	\$ 2,276.60	5.11%
MGS-S Customer 10043	3	10.49	78.79	34,786	-	\$ 1,022.35	\$ 1,073.84	5.04%
MGS-S Customer 10044	3	658.88	2,647.60	1,089,760	569.88	\$ 17,457.61	\$ 18,307.16	4.87%
MGS-S Customer 10045	3	58.24	231.84	83,440	-	\$ 1,994.45	\$ 2,096.04	5.09%
MGS-S Customer 10046	3	12.73	90.91	30,573	-	\$ 1,090.78	\$ 1,145.80	5.04%
MGS-S Customer 10047	3	164.00	587.44	306,320	-	\$ 4,224.29	\$ 4,440.84	5.13%
MGS-S Customer 10048	3	45.89	288.35	122,098	-	\$ 2,186.99	\$ 2,298.68	5.11%
MGS-S Customer 10049	3	95.55	253.82	132,000	-	\$ 2,303.07	\$ 2,420.38	5.09%
MGS-S Customer 10050	3	98.24	740.84	165,680	-	\$ 4,568.03	\$ 4,802.98	5.14%
MGS-S Customer 10051	1	29.00	197.44	47,160	-	\$ 1,534.16	\$ 1,612.47	5.10%
MGS-S Customer 10052	3	42.80	213.60	89,520	-	\$ 1,824.49	\$ 1,917.38	5.09%
MGS-S Customer 10053	3	39.37	178.58	80,514	-	\$ 1,643.66	\$ 1,727.19	5.08%
MGS-S Customer 10054	3	99.23	362.79	174,878	-	\$ 2,826.94	\$ 2,971.43	5.11%
MGS-S Customer 10055	3	8.83	75.37	31,223	-	\$ 997.34	\$ 1,047.54	5.03%
MGS-S Customer 10056	3	50.07	258.22	77,328	-	\$ 2,070.98	\$ 2,176.62	5.10%
MGS-S Customer 10057	1	40.96	416.80	27,080	-	\$ 2,613.98	\$ 2,748.28	5.14%
MGS-S Customer 10058	1	45.99	147.52	56,734	-	\$ 1,397.83	\$ 1,468.91	5.09%
MGS-S Customer 10059	3	692.60	3,667.60	590,200	1,465.50	\$ 23,879.71	\$ 24,983.50	4.62%
MGS-S Customer 10060	3	62.77	389.35	68,721	-	\$ 2,747.29	\$ 2,887.95	5.12%
MGS-S Customer 10061	3	80.25	378.45	202,316	-	\$ 2,793.95	\$ 2,936.88	5.12%
MGS-S Customer 10062	3	52.56	221.60	54,560	-	\$ 1,915.62	\$ 2,013.16	5.09%
MGS-S Customer 10063	3	-	685.12	1,048,703	-	\$ 3,765.37	\$ 3,959.44	5.15%
MGS-S Customer 10064	3	40.41	159.36	56,539	-	\$ 1,560.64	\$ 1,639.84	5.07%
MGS-S Customer 10065	1	49.92	91.28	87,120	-	\$ 1,159.81	\$ 1,218.49	5.06%
MGS-S Customer 10066	3	84.00	1,099.12	464,160	17.68	\$ 6,174.31	\$ 6,491.26	5.13%
MGS-S Customer 10067	3	608.00	2,241.68	1,478,960	321.24	\$ 14,877.19	\$ 15,615.07	4.96%
MGS-S Customer 10068	3	49.24	184.74	75,162	-	\$ 1,726.90	\$ 1,814.67	5.08%
MGS-S Customer 10069	3	46.07	298.00	87,528	-	\$ 2,232.57	\$ 2,346.63	5.11%
MGS-S Customer 10070	1	37.37	345.18	131,988	-	\$ 2,263.18	\$ 2,379.28	5.13%
MGS-S Customer 10071	3	332.80	1,980.96	707,360	-	\$ 11,599.20	\$ 12,197.45	5.16%
MGS-S Customer 10072	3	88.36	387.20	205,440	-	\$ 2,879.38	\$ 3,026.69	5.12%
MGS-S Customer 10073	3	45.48	161.82	69,258	-	\$ 1,600.14	\$ 1,681.35	5.08%
MGS-S Customer 10074	1	66.21	95.16	21,904	-	\$ 1,268.14	\$ 1,332.32	5.06%
MGS-S Customer 10075	1	-	61.28	20,746	-	\$ 744.15	\$ 781.66	5.04%
MGS-S Customer 10076	3	46.36	164.92	66,440	-	\$ 1,619.35	\$ 1,701.55	5.08%
MGS-S Customer 10077	1	49.14	194.83	101,484	-	\$ 1,633.88	\$ 1,717.20	5.10%

Internal Use

Customer	Phase	Jul - Aug KW	Sept - Jun KW	Jan - Dec KWH	Jan - Dec KVAR	Distribution 7/22 Prices	Distribution 8/23 Prices	Distribution % Difference
MGS-S Customer 10078	3	136.72	574.00	303,680	-	\$ 4,010.80	\$ 4,216.48	5.13%
MGS-S Customer 10079	3	291.96	1,059.92	371,680	-	\$ 7,117.33	\$ 7,483.10	5.14%
MGS-S Customer 10080	3	29.32	119.59	55,764	-	\$ 1,315.35	\$ 1,381.90	5.06%
MGS-S Customer 10081	3	44.92	152.68	53,920	-	\$ 1,554.81	\$ 1,633.67	5.07%
MGS-S Customer 10082	1	15.99	65.21	41,625	-	\$ 851.05	\$ 893.98	5.04%
MGS-S Customer 10083	1	33.02	190.78	58,940	-	\$ 1,525.70	\$ 1,603.54	5.10%
MGS-S Customer 10084	1	46.42	179.86	67,040	-	\$ 1,549.62	\$ 1,628.59	5.10%
MGS-S Customer 10085	1	31.24	135.13	47,871	-	\$ 1,258.72	\$ 1,322.70	5.08%
MGS-S Customer 10086	1	94.61	236.82	112,429	-	\$ 2,080.23	\$ 2,186.36	5.10%
MGS-S Customer 10087	1	59.86	212.30	61,395	-	\$ 1,774.09	\$ 1,864.60	5.10%
MGS-S Customer 10088	3	269.60	690.00	255,400	-	\$ 5,284.20	\$ 5,554.93	5.12%
MGS-S Customer 10089	3	106.07	425.82	235,499	-	\$ 3,156.10	\$ 3,317.63	5.12%
MGS-S Customer 10090	3	85.44	345.16	51,680	-	\$ 2,668.95	\$ 2,805.35	5.11%
MGS-S Customer 10091	1	43.57	162.97	62,387	-	\$ 1,455.77	\$ 1,529.89	5.09%
MGS-S Customer 10092	3	653.40	2,427.84	1,526,520	161.34	\$ 15,717.39	\$ 16,512.66	5.06%
MGS-S Customer 10093	3	60.88	281.12	86,640	-	\$ 2,236.78	\$ 2,350.93	5.10%
MGS-S Customer 10094	3	-	35.92	10,480	-	\$ 766.07	\$ 804.33	4.99%
MGS-S Customer 10095	3	39.44	202.08	51,200	-	\$ 1,752.62	\$ 1,841.80	5.09%
MGS-S Customer 10096	3	88.57	732.96	307,875	-	\$ 4,477.96	\$ 4,708.31	5.14%
MGS-S Customer 10097	3	34.68	145.15	52,848	-	\$ 1,463.19	\$ 1,537.37	5.07%
MGS-S Customer 10098	3	-	1,401.30	645,000	-	\$ 7,074.13	\$ 7,440.08	5.17%
MGS-S Customer 10099	1	112.51	302.09	118,354	-	\$ 2,481.13	\$ 2,607.93	5.11%
MGS-S Customer 10100	3	168.96	890.88	428,640	-	\$ 5,653.71	\$ 5,944.47	5.14%
MGS-S Customer 10101	1	85.05	311.59	135,802	-	\$ 2,372.61	\$ 2,494.01	5.12%
MGS-S Customer 10102	3	172.80	960.16	452,800	-	\$ 5,995.10	\$ 6,303.56	5.15%
MGS-S Customer 10103	3	98.72	839.76	257,600	35.56	\$ 5,088.16	\$ 5,346.98	5.09%
MGS-S Customer 10104	3	74.40	368.08	135,360	-	\$ 2,713.57	\$ 2,852.38	5.12%
MGS-S Customer 10105	3	96.72	384.12	165,240	-	\$ 2,911.55	\$ 3,060.46	5.11%
MGS-S Customer 10106	1	72.97	316.60	110,847	-	\$ 2,328.72	\$ 2,447.93	5.12%
MGS-S Customer 10107	3	396.88	1,200.08	755,840	-	\$ 8,347.17	\$ 8,775.96	5.14%
MGS-S Customer 10108	3	21.68	173.76	54,518	-	\$ 1,523.22	\$ 1,600.63	5.08%
MGS-S Customer 10109	3	124.44	1,041.96	222,120	-	\$ 6,104.62	\$ 6,419.17	5.15%
MGS-S Customer 10110	1	27.12	110.40	73,975	-	\$ 1,121.60	\$ 1,178.49	5.07%
MGS-S Customer 10111	1	60.60	577.44	144,120	-	\$ 3,465.14	\$ 3,643.50	5.15%
MGS-S Customer 10112	1	-	159.16	6,205	-	\$ 1,196.36	\$ 1,257.36	5.10%
MGS-S Customer 10113	3	29.36	128.60	69,120	-	\$ 1,357.20	\$ 1,425.92	5.06%
MGS-S Customer 10114	1	58.30	226.12	90,721	-	\$ 1,829.28	\$ 1,922.67	5.11%
MGS-S Customer 10115	1	70.75	307.72	152,350	-	\$ 2,275.37	\$ 2,391.83	5.12%
MGS-S Customer 10116	1	42.08	200.13	105,492	-	\$ 1,619.18	\$ 1,701.80	5.10%
MGS-S Customer 10117	3	54.23	262.16	117,732	-	\$ 2,112.28	\$ 2,220.02	5.10%

Internal Use

Customer	Phase	Jul - Aug KW	Sept - Jun KW	Jan - Dec KWH	Jan - Dec KVAR	Distribution 7/22 Prices	Distribution 8/23 Prices	Distribution % Difference
MGS-S Customer 10118	3	26.52	93.20	37,640	-	\$ 1,177.89	\$ 1,237.32	5.05%
MGS-S Customer 10119	3	150.68	578.92	259,000	-	\$ 4,111.00	\$ 4,321.78	5.13%
MGS-S Customer 10120	1	69.58	311.13	170,160	-	\$ 2,284.63	\$ 2,401.58	5.12%
MGS-S Customer 10121	3	198.00	990.00	512,240	42.76	\$ 6,345.51	\$ 6,668.19	5.09%
MGS-S Customer 10122	1	49.32	133.41	65,342	-	\$ 1,351.12	\$ 1,419.75	5.08%
MGS-S Customer 10123	3	127.14	557.54	265,280	-	\$ 3,881.58	\$ 4,080.63	5.13%
MGS-S Customer 10124	3	103.65	360.09	158,430	-	\$ 2,838.99	\$ 2,984.08	5.11%
MGS-S Customer 10125	3	46.80	257.17	17,476	-	\$ 2,047.99	\$ 2,152.45	5.10%
MGS-S Customer 10126	1	113.48	430.20	240,800	-	\$ 3,078.38	\$ 3,236.20	5.13%
MGS-S Customer 10127	3	96.84	628.92	208,440	-	\$ 4,043.19	\$ 4,250.89	5.14%
MGS-S Customer 10128	3	44.52	236.35	63,330	-	\$ 1,939.14	\$ 2,037.97	5.10%
MGS-S Customer 10129	3	90.08	290.68	131,440	-	\$ 2,443.01	\$ 2,567.63	5.10%
MGS-S Customer 10130	1	39.14	151.40	69,829	-	\$ 1,377.74	\$ 1,447.83	5.09%
MGS-S Customer 10131	3	219.76	831.04	416,720	-	\$ 5,659.19	\$ 5,949.82	5.14%
MGS-S Customer 10132	1	42.10	178.19	69,999	-	\$ 1,517.93	\$ 1,595.29	5.10%
MGS-S Customer 10133	3	815.28	2,764.08	1,289,040	145.20	\$ 18,141.81	\$ 19,063.11	5.08%
MGS-S Customer 10134	3	110.52	772.20	294,600	8.10	\$ 4,794.84	\$ 5,040.75	5.13%
MGS-S Customer 10135	1	43.89	196.68	64,297	-	\$ 1,613.29	\$ 1,695.58	5.10%
MGS-S Customer 10136	1	46.11	177.00	83,002	-	\$ 1,534.69	\$ 1,612.88	5.09%
MGS-S Customer 10137	3	57.52	164.64	23,320	-	\$ 1,679.99	\$ 1,765.25	5.08%
MGS-S Customer 10138	1	99.93	360.00	192,606	-	\$ 2,678.85	\$ 2,816.03	5.12%
MGS-S Customer 10139	3	31.56	159.49	65,668	-	\$ 1,512.12	\$ 1,588.88	5.08%
MGS-S Customer 10140	3	30.81	132.38	48,032	-	\$ 1,382.71	\$ 1,452.75	5.07%
MGS-S Customer 10141	3	105.54	409.63	171,109	-	\$ 3,078.36	\$ 3,235.86	5.12%
MGS-S Customer 10142	3	23.79	125.62	74,548	-	\$ 1,312.52	\$ 1,378.97	5.06%
MGS-S Customer 10143	3	17.91	92.79	30,982	-	\$ 1,128.21	\$ 1,185.13	5.05%
MGS-S Customer 10144	3	32.93	163.63	53,784	-	\$ 1,538.85	\$ 1,616.98	5.08%
MGS-S Customer 10145	1	64.64	216.37	122,314	-	\$ 1,819.42	\$ 1,912.25	5.10%
MGS-S Customer 10146	3	50.87	273.70	77,970	-	\$ 2,146.94	\$ 2,256.51	5.10%
MGS-S Customer 10147	3	114.80	559.72	110,080	-	\$ 3,823.17	\$ 4,019.28	5.13%
MGS-S Customer 10148	3	19.56	91.32	50,480	-	\$ 1,130.58	\$ 1,187.61	5.04%
MGS-S Customer 10149	3	76.34	323.21	204,468	-	\$ 2,517.04	\$ 2,645.62	5.11%
MGS-S Customer 10150	1	34.93	262.85	71,881	-	\$ 1,869.27	\$ 1,964.93	5.12%
MGS-S Customer 10151	3	818.88	2,914.80	1,880,400	254.04	\$ 19,043.15	\$ 20,001.63	5.03%
MGS-S Customer 10152	1	44.71	188.95	70,429	-	\$ 1,582.13	\$ 1,662.80	5.10%
MGS-S Customer 10153	1	81.23	421.47	125,774	-	\$ 2,859.06	\$ 3,005.76	5.13%
MGS-S Customer 10154	1	34.00	204.86	114,594	-	\$ 1,596.19	\$ 1,677.68	5.11%
MGS-S Customer 10155	3	128.76	498.36	274,440	-	\$ 3,617.16	\$ 3,802.46	5.12%
MGS-S Customer 10156	3	68.36	284.79	131,511	-	\$ 2,295.25	\$ 2,412.38	5.10%
MGS-S Customer 10157	1	126.04	182.80	71,960	-	\$ 2,005.10	\$ 2,107.06	5.09%

Internal Use

Customer	Phase	Jul - Aug KW	Sept - Jun KW	Jan - Dec KWH	Jan - Dec KVAR	Distribution 7/22 Prices	Distribution 8/23 Prices	Distribution % Difference
MGS-S Customer 10158	1	169.20	221.88	96,440	-	\$ 2,425.19	\$ 2,548.61	5.09%
MGS-S Customer 10159	1	154.80	589.12	233,760	-	\$ 4,041.91	\$ 4,249.45	5.13%
MGS-S Customer 10160	1	68.57	223.68	53,680	-	\$ 1,875.01	\$ 1,970.69	5.10%
MGS-S Customer 10161	3	33.84	264.98	67,720	-	\$ 2,012.14	\$ 2,114.85	5.10%
MGS-S Customer 10162	1	75.36	106.32	34,360	-	\$ 1,370.49	\$ 1,439.90	5.06%
MGS-S Customer 10163	1	108.84	165.96	61,080	-	\$ 1,831.84	\$ 1,924.94	5.08%
MGS-S Customer 10164	3	208.04	929.84	518,720	-	\$ 6,050.60	\$ 6,361.66	5.14%
MGS-S Customer 10165	1	50.79	180.96	59,443	-	\$ 1,578.96	\$ 1,659.41	5.10%
MGS-S Customer 10166	3	127.60	523.04	320,720	-	\$ 3,724.74	\$ 3,915.64	5.13%
MGS-S Customer 10167	3	23.48	193.89	29,991	-	\$ 1,626.21	\$ 1,708.95	5.09%
MGS-S Customer 10168	3	67.20	941.20	294,240	-	\$ 5,321.42	\$ 5,595.77	5.16%
MGS-S Customer 10169	3	54.94	152.68	30,660	-	\$ 1,610.42	\$ 1,692.09	5.07%
MGS-S Customer 10170	3	138.98	568.07	171,116	-	\$ 3,995.94	\$ 4,200.83	5.13%
MGS-S Customer 10171	3	74.08	138.28	93,493	-	\$ 1,650.12	\$ 1,733.69	5.06%
MGS-S Customer 10172	3	85.52	386.53	164,136	-	\$ 2,860.52	\$ 3,006.88	5.12%
MGS-S Customer 10173	1	48.93	172.08	91,750	-	\$ 1,527.61	\$ 1,605.41	5.09%
MGS-S Customer 10174	3	60.91	285.69	118,931	-	\$ 2,258.06	\$ 2,373.32	5.10%
MGS-S Customer 10175	3	-	-	80,929	-	\$ 600.12	\$ 629.76	4.94%
MGS-S Customer 10176	3	46.13	226.00	56,927	-	\$ 1,900.26	\$ 1,997.06	5.09%
MGS-S Customer 10177	3	90.72	336.32	159,640	-	\$ 2,657.41	\$ 2,793.17	5.11%
MGS-S Customer 10178	1	44.32	217.72	62,200	-	\$ 1,712.88	\$ 1,800.34	5.11%
MGS-S Customer 10179	3	31.88	120.92	49,200	-	\$ 1,335.70	\$ 1,403.29	5.06%
MGS-S Customer 10180	3	43.96	189.94	90,651	-	\$ 1,721.62	\$ 1,809.16	5.08%
MGS-S Customer 10181	3	634.40	2,892.48	953,600	-	\$ 17,484.30	\$ 18,385.76	5.16%
MGS-S Customer 10182	1	-	41.31	4,882	-	\$ 651.89	\$ 684.61	5.02%
MGS-S Customer 10183	1	38.15	199.32	90,958	-	\$ 1,593.63	\$ 1,674.95	5.10%
MGS-S Customer 10184	1	46.89	155.49	51,940	-	\$ 1,439.64	\$ 1,512.89	5.09%
MGS-S Customer 10185	3	325.12	1,627.52	654,400	186.56	\$ 10,240.83	\$ 10,752.11	4.99%
MGS-S Customer 10186	3	23.32	199.00	45,120	-	\$ 1,648.93	\$ 1,732.86	5.09%
MGS-S Customer 10187	3	50.55	290.08	102,953	-	\$ 2,220.84	\$ 2,334.26	5.11%
MGS-S Customer 10188	3	85.08	861.48	184,320	-	\$ 5,052.35	\$ 5,312.57	5.15%
MGS-S Customer 10189	1	37.68	448.88	85,680	-	\$ 2,743.99	\$ 2,885.07	5.14%
MGS-S Customer 10190	1	70.13	308.91	158,005	-	\$ 2,277.43	\$ 2,394.00	5.12%
MGS-S Customer 10191	3	132.72	664.46	364,340	-	\$ 4,406.52	\$ 4,632.79	5.13%
MGS-S Customer 10192	3	50.76	216.04	142,848	-	\$ 1,879.94	\$ 1,975.65	5.09%
MGS-S Customer 10193	1	24.68	116.84	47,786	-	\$ 1,137.81	\$ 1,195.57	5.08%
MGS-S Customer 10194	3	101.68	356.88	190,560	-	\$ 2,813.23	\$ 2,956.99	5.11%
MGS-S Customer 10195	3	42.84	174.68	66,160	-	\$ 1,644.90	\$ 1,728.46	5.08%
MGS-S Customer 10196	1	62.30	280.03	79,059	-	\$ 2,100.54	\$ 2,207.99	5.12%
MGS-S Customer 10197	3	223.79	1,105.92	701,184	-	\$ 6,951.50	\$ 7,309.23	5.15%

Internal Use

Customer	Phase	Jul - Aug KW	Sept - Jun KW	Jan - Dec KWH	Jan - Dec KVAR	Distribution 7/22 Prices	Distribution 8/23 Prices	Distribution % Difference
MGS-S Customer 10198	3	49.56	260.88	118,320	-	\$ 2,080.44	\$ 2,186.57	5.10%
MGS-S Customer 10199	3	169.28	1,148.32	304,320	-	\$ 6,844.86	\$ 7,197.50	5.15%
MGS-S Customer 10200	3	75.84	221.48	57,520	-	\$ 2,044.27	\$ 2,148.30	5.09%
MGS-S Customer 10201	3	31.21	136.92	57,294	-	\$ 1,405.91	\$ 1,477.15	5.07%
MGS-S Customer 10202	3	25.36	153.56	66,240	-	\$ 1,450.32	\$ 1,523.91	5.07%
MGS-S Customer 10203	3	226.68	1,120.08	316,320	-	\$ 7,032.96	\$ 7,394.89	5.15%
MGS-S Customer 10204	1	85.91	254.35	173,859	-	\$ 2,112.94	\$ 2,220.84	5.11%
MGS-S Customer 10205	1	99.13	427.34	224,227	-	\$ 2,985.52	\$ 3,138.64	5.13%
MGS-S Customer 10206	3	90.88	457.12	97,756	-	\$ 3,216.40	\$ 3,381.19	5.12%
MGS-S Customer 10207	3	40.29	198.48	83,060	-	\$ 1,740.71	\$ 1,829.26	5.09%
MGS-S Customer 10208	1	131.28	492.48	146,880	-	\$ 3,464.90	\$ 3,642.66	5.13%
MGS-S Customer 10209	3	45.36	218.40	84,720	-	\$ 1,860.88	\$ 1,955.63	5.09%
MGS-S Customer 10210	3	168.32	672.80	331,040	-	\$ 4,642.63	\$ 4,880.87	5.13%
MGS-S Customer 10211	1	32.00	192.49	14,257	-	\$ 1,527.94	\$ 1,605.90	5.10%
MGS-S Customer 10212	1	54.12	164.13	62,977	-	\$ 1,519.69	\$ 1,597.03	5.09%
MGS-S Customer 10213	1	59.70	313.30	44,313	-	\$ 2,239.82	\$ 2,354.53	5.12%
MGS-S Customer 10214	3	89.88	581.40	178,560	-	\$ 3,785.02	\$ 3,979.36	5.13%
MGS-S Customer 10215	3	20.64	139.52	55,040	-	\$ 1,359.25	\$ 1,428.16	5.07%
MGS-S Customer 10216	3	118.40	461.60	233,920	-	\$ 3,389.83	\$ 3,563.41	5.12%
MGS-S Customer 10217	3	304.08	1,231.44	647,280	-	\$ 7,977.02	\$ 8,387.34	5.14%
MGS-S Customer 10218	3	36.00	226.52	95,560	-	\$ 1,846.44	\$ 1,940.53	5.10%
MGS-S Customer 10219	3	641.28	3,454.68	1,099,320	1,992.42	\$ 23,506.96	\$ 24,545.28	4.42%
MGS-S Customer 10220	3	246.44	1,127.24	647,080	183.70	\$ 7,488.00	\$ 7,857.18	4.93%
MGS-S Customer 10221	1	45.73	138.21	56,440	-	\$ 1,353.37	\$ 1,422.15	5.08%
MGS-S Customer 10222	3	580.32	2,112.32	827,200	-	\$ 13,579.81	\$ 14,278.90	5.15%
MGS-S Customer 10223	1	51.28	420.00	157,600	-	\$ 2,686.04	\$ 2,824.00	5.14%
MGS-S Customer 10224	3	59.84	256.63	98,452	-	\$ 2,117.86	\$ 2,225.85	5.10%
MGS-S Customer 10225	3	83.85	393.06	224,114	-	\$ 2,881.42	\$ 3,028.88	5.12%
MGS-S Customer 10226	3	109.00	682.40	285,400	57.60	\$ 4,455.68	\$ 4,679.61	5.03%
MGS-S Customer 10227	1	80.11	277.02	93,476	-	\$ 2,185.48	\$ 2,297.20	5.11%
MGS-S Customer 10228	1	234.40	702.80	129,520	-	\$ 5,008.90	\$ 5,266.00	5.13%
MGS-S Customer 10229	3	96.38	484.83	106,611	-	\$ 3,374.94	\$ 3,547.93	5.13%
MGS-S Customer 10230	3	60.07	204.35	81,520	-	\$ 1,877.61	\$ 1,973.11	5.09%
MGS-S Customer 10231	1	54.97	219.26	109,980	-	\$ 1,779.10	\$ 1,869.92	5.10%
MGS-S Customer 10232	3	33.30	195.25	82,441	-	\$ 1,686.99	\$ 1,772.81	5.09%
MGS-S Customer 10233	1	103.88	320.36	179,659	-	\$ 2,517.64	\$ 2,646.41	5.11%
MGS-S Customer 10234	3	86.69	321.91	162,665	-	\$ 2,568.47	\$ 2,699.65	5.11%
MGS-S Customer 10235	3	210.16	771.60	456,960	-	\$ 5,331.30	\$ 5,604.97	5.13%
MGS-S Customer 10236	3	90.40	319.60	84,880	112.28	\$ 2,769.27	\$ 2,900.92	4.75%
MGS-S Customer 10237	1	166.96	253.68	136,720	-	\$ 2,559.67	\$ 2,690.10	5.10%

Internal Use

Customer	Phase	Jul - Aug KW	Sept - Jun KW	Jan - Dec KWH	Jan - Dec KVAR	Distribution 7/22 Prices	Distribution 8/23 Prices	Distribution % Difference
MGS-S Customer 10238	3	192.84	1,150.68	73,920	-	\$ 6,986.52	\$ 7,346.32	5.15%
MGS-S Customer 10239	1	71.30	273.71	112,017	-	\$ 2,121.30	\$ 2,229.75	5.11%
MGS-S Customer 10240	3	208.24	833.68	338,080	-	\$ 5,607.45	\$ 5,895.48	5.14%
MGS-S Customer 10241	1	72.60	349.38	177,754	-	\$ 2,478.11	\$ 2,605.08	5.12%
MGS-S Customer 10242	3	50.55	184.89	94,228	-	\$ 1,734.86	\$ 1,823.03	5.08%
MGS-S Customer 10243	1	46.44	116.64	3,153	-	\$ 1,257.66	\$ 1,321.46	5.07%
MGS-S Customer 10244	3	198.12	853.20	544,560	-	\$ 5,641.47	\$ 5,931.35	5.14%
MGS-S Customer 10245	1	-	12.04	851	-	\$ 516.66	\$ 542.35	4.97%
MGS-S Customer 10246	3	80.80	302.64	117,840	-	\$ 2,446.76	\$ 2,571.65	5.10%
MGS-S Customer 10247	3	164.48	652.00	199,440	-	\$ 4,525.22	\$ 4,757.40	5.13%
MGS-S Customer 10248	3	-	24.07	8,806	-	\$ 711.32	\$ 746.74	4.98%
MGS-S Customer 10249	1	63.10	79.03	31,346	-	\$ 1,176.36	\$ 1,235.80	5.05%
MGS-S Customer 10250	1	38.32	125.00	48,807	-	\$ 1,251.22	\$ 1,314.75	5.08%
MGS-S Customer 10251	1	32.64	193.52	43,040	-	\$ 1,536.25	\$ 1,614.64	5.10%
MGS-S Customer 10252	1	46.92	164.71	65,026	-	\$ 1,482.41	\$ 1,557.87	5.09%
MGS-S Customer 10253	1	67.83	245.75	139,947	-	\$ 1,972.86	\$ 2,073.63	5.11%
MGS-S Customer 10254	1	46.14	209.68	95,311	-	\$ 1,685.84	\$ 1,771.88	5.10%
MGS-S Customer 10255	3	60.98	222.33	118,456	-	\$ 1,965.72	\$ 2,065.80	5.09%
MGS-S Customer 10256	1	40.88	244.08	68,160	-	\$ 1,815.57	\$ 1,908.40	5.11%
MGS-S Customer 10257	3	71.38	239.95	71,355	-	\$ 2,104.85	\$ 2,212.06	5.09%
MGS-S Customer 10258	3	335.44	1,643.28	988,560	-	\$ 10,053.77	\$ 10,571.72	5.15%
MGS-S Customer 10259	3	147.62	581.50	223,334	-	\$ 4,105.94	\$ 4,316.47	5.13%
MGS-S Customer 10260	3	97.08	566.24	173,840	-	\$ 3,754.94	\$ 3,947.66	5.13%
MGS-S Customer 10261	3	281.36	1,200.00	780,480	-	\$ 7,705.67	\$ 8,102.09	5.14%
MGS-S Customer 10262	1	35.88	191.29	43,992	-	\$ 1,543.93	\$ 1,622.69	5.10%
MGS-S Customer 10263	1	176.32	233.04	95,440	-	\$ 2,516.26	\$ 2,644.36	5.09%
MGS-S Customer 10264	3	287.44	1,266.48	421,680	-	\$ 8,046.55	\$ 8,460.63	5.15%
MGS-S Customer 10265	3	97.51	427.62	232,560	-	\$ 3,116.90	\$ 3,276.48	5.12%
MGS-S Customer 10266	1	73.20	292.70	160,309	-	\$ 2,219.57	\$ 2,333.12	5.12%
MGS-S Customer 10267	3	56.72	289.97	135,713	-	\$ 2,254.58	\$ 2,369.69	5.11%
MGS-S Customer 10268	3	93.32	403.64	111,800	-	\$ 2,982.86	\$ 3,135.51	5.12%
MGS-S Customer 10269	3	140.32	683.70	311,102	-	\$ 4,537.59	\$ 4,770.61	5.14%
MGS-S Customer 10270	3	44.33	275.69	63,169	-	\$ 2,119.84	\$ 2,228.06	5.11%
MGS-S Customer 10271	1	47.66	170.01	34,271	-	\$ 1,511.00	\$ 1,587.95	5.09%
MGS-S Customer 10272	3	114.50	499.68	252,008	-	\$ 3,544.12	\$ 3,725.74	5.12%
MGS-S Customer 10273	3	37.35	453.37	132,689	-	\$ 2,901.98	\$ 3,050.89	5.13%
MGS-S Customer 10274	1	106.54	550.16	253,132	-	\$ 3,594.08	\$ 3,778.75	5.14%
MGS-S Customer 10275	1	10.16	118.24	56,716	-	\$ 1,063.70	\$ 1,117.72	5.08%
MGS-S Customer 10276	1	57.96	217.63	105,183	-	\$ 1,788.17	\$ 1,879.43	5.10%
MGS-S Customer 10277	1	37.45	160.62	76,725	-	\$ 1,410.95	\$ 1,482.79	5.09%

Internal Use

Customer	Phase	Jul - Aug KW	Sept - Jun KW	Jan - Dec KWH	Jan - Dec KVAR	Distribution 7/22 Prices	Distribution 8/23 Prices	Distribution % Difference
MGS-S Customer 10278	3	134.24	661.68	290,080	-	\$ 4,402.11	\$ 4,628.14	5.13%
MGS-S Customer 10279	1	57.23	81.98	33,059	-	\$ 1,157.41	\$ 1,215.91	5.05%
MGS-S Customer 10280	1	47.26	175.46	59,071	-	\$ 1,533.96	\$ 1,612.10	5.09%
MGS-S Customer 10281	3	34.00	179.20	40,080	-	\$ 1,616.72	\$ 1,698.89	5.08%
MGS-S Customer 10282	1	27.15	124.33	47,021	-	\$ 1,186.13	\$ 1,246.37	5.08%
MGS-S Customer 10283	3	53.40	243.84	90,120	-	\$ 2,023.03	\$ 2,126.14	5.10%
MGS-S Customer 10284	1	43.38	221.42	84,126	-	\$ 1,724.76	\$ 1,812.85	5.11%
MGS-S Customer 10285	3	67.78	335.22	76,133	-	\$ 2,525.02	\$ 2,654.09	5.11%
MGS-S Customer 10286	3	30.81	122.83	44,785	-	\$ 1,338.59	\$ 1,406.34	5.06%
MGS-S Customer 10287	3	47.36	275.44	133,760	-	\$ 2,135.50	\$ 2,244.51	5.10%
MGS-S Customer 10288	3	71.24	297.79	135,177	-	\$ 2,371.29	\$ 2,492.35	5.11%
MGS-S Customer 10289	3	102.18	476.32	288,528	-	\$ 3,367.82	\$ 3,540.38	5.12%
MGS-S Customer 10290	3	234.32	1,358.88	359,200	-	\$ 8,178.62	\$ 8,600.00	5.15%
MGS-S Customer 10291	3	82.09	214.57	58,736	-	\$ 2,047.03	\$ 2,151.15	5.09%
MGS-S Customer 10292	3	51.88	239.58	74,052	-	\$ 1,994.91	\$ 2,096.58	5.10%
MGS-S Customer 10293	3	65.00	237.00	86,000	67.20	\$ 2,170.05	\$ 2,274.77	4.83%
MGS-S Customer 10294	3	-	27.14	7,820	-	\$ 725.51	\$ 761.66	4.98%
MGS-S Customer 10295	1	27.80	75.75	32,875	-	\$ 965.30	\$ 1,014.06	5.05%
MGS-S Customer 10296	3	60.84	311.16	111,360	-	\$ 2,375.34	\$ 2,496.69	5.11%
MGS-S Customer 10297	1	51.82	107.79	33,314	-	\$ 1,246.63	\$ 1,309.81	5.07%
MGS-S Customer 10298	3	45.20	200.58	116,257	-	\$ 1,777.66	\$ 1,868.09	5.09%
MGS-S Customer 10299	1	41.15	200.68	81,930	-	\$ 1,616.56	\$ 1,699.05	5.10%
MGS-S Customer 10300	1	40.64	199.95	84,753	-	\$ 1,610.36	\$ 1,692.53	5.10%
MGS-S Customer 10301	1	68.84	321.00	195,200	-	\$ 2,326.12	\$ 2,445.24	5.12%
MGS-S Customer 10302	3	70.53	358.81	199,747	-	\$ 2,649.26	\$ 2,784.77	5.12%
MGS-S Customer 10303	3	136.00	457.60	145,680	-	\$ 3,469.03	\$ 3,646.58	5.12%
MGS-S Customer 10304	1	69.68	311.77	144,996	-	\$ 2,288.14	\$ 2,405.28	5.12%
MGS-S Customer 10305	3	322.44	1,135.56	555,840	39.54	\$ 7,703.17	\$ 8,095.62	5.09%
MGS-S Customer 10306	3	41.24	176.28	57,520	-	\$ 1,643.42	\$ 1,726.91	5.08%
MGS-S Customer 10307	3	175.44	472.96	247,520	-	\$ 3,758.89	\$ 3,951.16	5.12%
MGS-S Customer 10308	3	53.94	133.69	73,355	-	\$ 1,517.13	\$ 1,593.96	5.06%
MGS-S Customer 10309	3	44.96	168.96	52,340	-	\$ 1,630.24	\$ 1,713.02	5.08%
MGS-S Customer 10310	3	40.74	105.37	37,362	-	\$ 1,313.04	\$ 1,379.37	5.05%
MGS-S Customer 10311	3	144.00	1,015.36	284,320	-	\$ 6,090.28	\$ 6,403.93	5.15%
MGS-S Customer 10312	3	44.45	237.38	37,538	-	\$ 1,943.51	\$ 2,042.57	5.10%
MGS-S Customer 10313	1	47.79	228.71	122,134	-	\$ 1,782.91	\$ 1,873.99	5.11%
MGS-S Customer 10314	3	83.86	383.08	116,135	-	\$ 2,835.37	\$ 2,980.43	5.12%
MGS-S Customer 10315	3	74.84	263.56	94,720	-	\$ 2,233.13	\$ 2,346.98	5.10%
MGS-S Customer 10316	3	73.08	162.84	50,040	-	\$ 1,758.03	\$ 1,847.22	5.07%
MGS-S Customer 10317	3	65.08	128.47	21,626	-	\$ 1,554.85	\$ 1,633.54	5.06%

Internal Use

Customer	Phase	Jul - Aug KW	Sept - Jun KW	Jan - Dec KWH	Jan - Dec KVAR	Distribution 7/22 Prices	Distribution 8/23 Prices	Distribution % Difference
MGS-S Customer 10318	1	54.80	177.20	79,120	-	\$ 1,583.84	\$ 1,664.52	5.09%
MGS-S Customer 10319	1	29.72	178.72	63,280	-	\$ 1,451.67	\$ 1,525.69	5.10%
MGS-S Customer 10320	3	767.00	2,660.00	1,041,000	1,225.50	\$ 19,229.52	\$ 20,112.32	4.59%
MGS-S Customer 10321	3	112.80	576.80	153,920	-	\$ 3,890.98	\$ 4,090.63	5.13%
MGS-S Customer 10322	3	151.20	1,012.80	469,200	-	\$ 6,118.42	\$ 6,433.46	5.15%
MGS-S Customer 10323	3	132.72	532.32	237,200	-	\$ 3,796.03	\$ 3,990.59	5.13%
MGS-S Customer 10324	1	17.52	184.90	29,313	-	\$ 1,412.51	\$ 1,484.60	5.10%
MGS-S Customer 10325	3	183.48	1,069.20	516,000	-	\$ 6,558.14	\$ 6,895.76	5.15%
MGS-S Customer 10326	3	184.40	783.08	345,280	-	\$ 5,241.37	\$ 5,510.58	5.14%
MGS-S Customer 10327	3	21.84	124.61	49,952	-	\$ 1,297.03	\$ 1,362.69	5.06%
MGS-S Customer 10328	3	44.41	263.02	72,962	-	\$ 2,061.75	\$ 2,166.95	5.10%
MGS-S Customer 10329	1	-	198.03	75,785	-	\$ 1,375.94	\$ 1,446.27	5.11%
MGS-S Customer 10330	3	53.14	252.47	130,282	-	\$ 2,061.46	\$ 2,166.57	5.10%
MGS-S Customer 10331	1	71.24	116.84	61,440	-	\$ 1,396.22	\$ 1,467.01	5.07%
MGS-S Customer 10332	3	87.48	369.21	163,983	-	\$ 2,791.38	\$ 2,934.13	5.11%
MGS-S Customer 10333	3	131.04	358.44	168,600	-	\$ 2,983.38	\$ 3,135.74	5.11%
MGS-S Customer 10334	1	53.53	316.43	102,581	-	\$ 2,220.04	\$ 2,333.77	5.12%
MGS-S Customer 10335	3	276.64	849.04	316,800	-	\$ 6,058.04	\$ 6,368.91	5.13%
MGS-S Customer 10336	1	61.39	273.89	160,222	-	\$ 2,067.13	\$ 2,172.85	5.11%
MGS-S Customer 10337	3	58.99	236.09	86,992	-	\$ 2,018.25	\$ 2,121.07	5.09%
MGS-S Customer 10338	1	45.56	199.88	103,060	-	\$ 1,637.34	\$ 1,720.87	5.10%
MGS-S Customer 10339	3	269.92	1,392.32	355,200	-	\$ 8,530.69	\$ 8,970.07	5.15%
MGS-S Customer 10340	3	238.08	688.00	119,200	-	\$ 5,100.02	\$ 5,361.45	5.13%
MGS-S Customer 10341	1	87.14	103.80	59,068	-	\$ 1,424.22	\$ 1,496.33	5.06%
MGS-S Customer 10342	1	47.84	143.27	79,957	-	\$ 1,388.46	\$ 1,459.04	5.08%
MGS-S Customer 10343	3	131.08	580.80	276,000	-	\$ 4,010.91	\$ 4,216.64	5.13%
MGS-S Customer 10344	3	28.73	218.23	55,257	-	\$ 1,767.79	\$ 1,857.85	5.09%
MGS-S Customer 10345	3	51.90	168.75	48,199	-	\$ 1,667.79	\$ 1,752.46	5.08%
MGS-S Customer 10346	3	18.74	117.91	48,939	-	\$ 1,248.87	\$ 1,312.06	5.06%
MGS-S Customer 10347	3	124.40	474.90	253,900	-	\$ 3,484.58	\$ 3,663.03	5.12%
MGS-S Customer 10348	3	35.32	216.64	34,880	-	\$ 1,797.02	\$ 1,888.55	5.09%
MGS-S Customer 10349	1	98.90	374.53	102,026	-	\$ 2,740.26	\$ 2,880.64	5.12%
MGS-S Customer 10350	3	34.24	184.96	28,880	-	\$ 1,644.67	\$ 1,728.28	5.08%
MGS-S Customer 10351	1	-	-	12,672	-	\$ 461.04	\$ 483.84	4.95%
MGS-S Customer 10352	3	128.64	716.72	329,840	-	\$ 4,625.32	\$ 4,862.99	5.14%
MGS-S Customer 10353	3	175.52	487.16	154,720	-	\$ 3,824.94	\$ 4,020.64	5.12%
MGS-S Customer 10354	3	509.40	2,427.30	700,800	115.20	\$ 14,837.26	\$ 15,592.08	5.09%
MGS-S Customer 10355	3	346.88	1,715.36	890,880	-	\$ 10,450.27	\$ 10,988.72	5.15%
MGS-S Customer 10356	1	40.02	125.62	67,401	-	\$ 1,263.52	\$ 1,327.67	5.08%
MGS-S Customer 10357	3	876.48	2,583.20	1,619,732	-	\$ 17,398.97	\$ 18,293.99	5.14%

Internal Use

Customer	Phase	Jul - Aug KW	Sept - Jun KW	Jan - Dec KWH	Jan - Dec KVAR	Distribution 7/22 Prices	Distribution 8/23 Prices	Distribution % Difference
MGS-S Customer 10358	1	45.72	344.16	108,360	-	\$ 2,304.81	\$ 2,423.01	5.13%
MGS-S Customer 10359	3	160.64	673.55	421,164	-	\$ 4,603.47	\$ 4,839.74	5.13%
MGS-S Customer 10360	1	154.80	745.12	214,080	-	\$ 4,762.63	\$ 5,007.61	5.14%
MGS-S Customer 10361	3	202.28	604.76	213,960	-	\$ 4,516.77	\$ 4,748.19	5.12%
MGS-S Customer 10362	3	84.78	349.61	83,446	-	\$ 2,685.85	\$ 2,823.13	5.11%
MGS-S Customer 10363	3	49.59	175.43	22,429	-	\$ 1,685.83	\$ 1,771.46	5.08%
MGS-S Customer 10364	1	57.31	104.04	30,608	-	\$ 1,259.78	\$ 1,323.59	5.07%
MGS-S Customer 10365	3	74.76	308.61	129,636	-	\$ 2,440.82	\$ 2,565.46	5.11%
MGS-S Customer 10366	1	33.47	198.46	81,995	-	\$ 1,563.68	\$ 1,643.49	5.10%
MGS-S Customer 10367	3	52.27	211.76	73,407	-	\$ 1,868.55	\$ 1,963.65	5.09%
MGS-S Customer 10368	1	48.54	186.66	63,768	-	\$ 1,592.81	\$ 1,674.00	5.10%
MGS-S Customer 10369	1	29.55	197.42	102,419	-	\$ 1,537.12	\$ 1,615.58	5.10%
MGS-S Customer 10370	3	397.92	1,259.52	618,880	-	\$ 8,627.56	\$ 9,070.90	5.14%
MGS-S Customer 10371	1	37.93	184.28	66,556	-	\$ 1,522.93	\$ 1,600.57	5.10%
MGS-S Customer 10372	3	44.58	228.96	60,000	-	\$ 1,905.33	\$ 2,002.41	5.10%
MGS-S Customer 10373	3	27.78	178.76	20,900	-	\$ 1,580.17	\$ 1,660.49	5.08%
MGS-S Customer 10374	3	185.68	752.56	375,760	-	\$ 5,107.47	\$ 5,369.72	5.13%
MGS-S Customer 10375	1	46.87	94.85	31,662	-	\$ 1,159.38	\$ 1,218.06	5.06%
MGS-S Customer 10376	3	115.00	594.76	100,160	-	\$ 3,986.16	\$ 4,190.74	5.13%
MGS-S Customer 10377	3	1.99	136.98	208,680	-	\$ 1,244.01	\$ 1,307.08	5.07%
MGS-S Customer 10378	3	67.44	307.03	111,939	-	\$ 2,392.89	\$ 2,515.10	5.11%
MGS-S Customer 10379	1	-	32.70	12,160	-	\$ 612.11	\$ 642.76	5.01%
MGS-S Customer 10380	3	170.19	674.74	317,860	-	\$ 4,661.97	\$ 4,901.20	5.13%
MGS-S Customer 10381	3	53.28	305.12	35,200	128.96	\$ 2,524.71	\$ 2,642.50	4.67%
MGS-S Customer 10382	3	95.68	337.17	135,743	-	\$ 2,688.87	\$ 2,826.22	5.11%
MGS-S Customer 10383	3	42.85	193.41	46,796	-	\$ 1,731.49	\$ 1,819.55	5.09%
MGS-S Customer 10384	3	57.08	314.68	62,720	-	\$ 2,370.74	\$ 2,491.88	5.11%
MGS-S Customer 10385	3	150.32	732.44	107,841	-	\$ 4,818.27	\$ 5,065.78	5.14%
MGS-S Customer 10386	1	94.77	86.07	30,920	-	\$ 1,384.66	\$ 1,454.65	5.05%
MGS-S Customer 10387	1	78.40	269.04	113,440	-	\$ 2,139.12	\$ 2,248.45	5.11%
MGS-S Customer 10388	1	42.18	130.48	53,101	-	\$ 1,297.96	\$ 1,363.88	5.08%
MGS-S Customer 10389	3	35.00	160.90	79,000	-	\$ 1,537.73	\$ 1,615.78	5.08%
MGS-S Customer 10390	1	169.16	678.96	438,800	-	\$ 4,536.67	\$ 4,769.79	5.14%
MGS-S Customer 10391	3	83.79	282.77	108,271	-	\$ 2,371.55	\$ 2,492.52	5.10%
MGS-S Customer 10392	3	96.36	276.12	110,760	75.90	\$ 2,539.62	\$ 2,662.51	4.84%
MGS-S Customer 10393	3	266.20	1,555.60	497,600	235.00	\$ 9,663.90	\$ 10,141.42	4.94%
MGS-S Customer 10394	3	187.44	1,614.24	630,960	-	\$ 9,098.20	\$ 9,567.74	5.16%
MGS-S Customer 10395	3	584.16	2,310.24	1,448,400	-	\$ 14,515.52	\$ 15,263.18	5.15%
MGS-S Customer 10396	3	118.16	445.52	153,480	-	\$ 3,314.21	\$ 3,483.86	5.12%
MGS-S Customer 10397	3	567.00	2,206.80	1,230,900	64.20	\$ 14,051.53	\$ 14,769.56	5.11%

Customer	Phase	Jul - Aug KW	Sept - Jun KW	Jan - Dec KWH	Jan - Dec KVAR	Distribution 7/22 Prices	Distribution 8/23 Prices	Distribution % Difference
MGS-S Customer 10398	1	48.57	179.46	65,347	-	\$ 1,559.71	\$ 1,639.18	5.10%
MGS-S Customer 10399	3	93.92	424.80	181,040	2.68	\$ 3,088.51	\$ 3,246.40	5.11%
MGS-S Customer 10400	3	154.08	451.52	118,400	60.08	\$ 3,643.42	\$ 3,824.57	4.97%
MGS-S Customer 10401	3	58.00	283.84	109,080	-	\$ 2,233.36	\$ 2,347.36	5.10%
MGS-S Customer 10402	3	19.32	123.84	41,040	28.62	\$ 1,328.14	\$ 1,392.91	4.88%
MGS-S Customer 10403	3	95.04	376.80	217,040	-	\$ 2,868.41	\$ 3,015.09	5.11%
MGS-S Customer 10404	3	101.20	613.80	188,000	-	\$ 3,997.54	\$ 4,202.82	5.14%
MGS-S Customer 10405	3	74.24	292.64	141,560	-	\$ 2,364.15	\$ 2,484.81	5.10%
MGS-S Customer 10406	3	115.92	459.64	223,960	-	\$ 3,367.01	\$ 3,539.42	5.12%
MGS-S Customer 10407	3	49.54	220.04	64,182	-	\$ 1,891.65	\$ 1,987.97	5.09%
MGS-S Customer 10408	3	194.47	1,004.50	368,559	-	\$ 6,320.22	\$ 6,645.39	5.14%
MGS-S Customer 10409	1	43.84	249.11	60,070	-	\$ 1,855.24	\$ 1,950.10	5.11%
MGS-S Customer 10410	3	33.53	137.10	58,252	-	\$ 1,419.61	\$ 1,491.55	5.07%
MGS-S Customer 10411	3	65.80	230.08	110,720	-	\$ 2,028.28	\$ 2,131.56	5.09%
MGS-S Customer 10412	3	35.76	185.52	77,020	-	\$ 1,655.69	\$ 1,739.87	5.08%
MGS-S Customer 10413	1	91.36	468.08	141,360	-	\$ 3,130.62	\$ 3,291.34	5.13%
MGS-S Customer 10414	1	38.83	159.26	33,055	-	\$ 1,412.33	\$ 1,484.22	5.09%
MGS-S Customer 10415	1	45.97	127.43	26,238	-	\$ 1,304.90	\$ 1,371.15	5.08%
MGS-S Customer 10416	3	110.73	475.85	280,528	-	\$ 3,413.10	\$ 3,587.95	5.12%
MGS-S Customer 10417	3	35.77	177.71	65,084	-	\$ 1,619.66	\$ 1,701.97	5.08%
MGS-S Customer 10418	1	76.78	268.76	97,944	-	\$ 2,128.84	\$ 2,237.64	5.11%
MGS-S Customer 10419	3	181.68	682.60	102,026	-	\$ 4,762.06	\$ 5,006.39	5.13%
MGS-S Customer 10420	1	41.84	132.72	76,360	-	\$ 1,306.42	\$ 1,372.79	5.08%
MGS-S Customer 10421	1	-	3.62	224	-	\$ 477.76	\$ 501.43	4.95%
MGS-S Customer 10422	3	86.64	365.92	138,400	-	\$ 2,771.52	\$ 2,913.24	5.11%
MGS-S Customer 10423	3	471.60	2,338.00	657,000	277.40	\$ 14,490.64	\$ 15,213.45	4.99%
MGS-S Customer 10424	3	81.02	350.08	161,016	-	\$ 2,667.15	\$ 2,803.50	5.11%
MGS-S Customer 10425	3	200.16	750.24	339,520	-	\$ 5,177.12	\$ 5,442.86	5.13%
MGS-S Customer 10426	1	14.38	215.60	44,200	-	\$ 1,536.92	\$ 1,615.49	5.11%
MGS-S Customer 10427	3	285.00	1,211.40	676,400	-	\$ 7,778.54	\$ 8,178.71	5.14%
MGS-S Customer 10428	3	91.89	378.25	91,226	-	\$ 2,857.62	\$ 3,003.77	5.11%
MGS-S Customer 10429	1	32.80	170.44	100,040	-	\$ 1,430.51	\$ 1,503.40	5.10%
MGS-S Customer 10430	1	47.60	127.59	74,149	-	\$ 1,314.69	\$ 1,381.44	5.08%
MGS-S Customer 10431	3	118.44	602.88	246,840	-	\$ 4,042.77	\$ 4,250.26	5.13%
MGS-S Customer 10432	3	141.68	781.76	428,720	20.16	\$ 5,032.45	\$ 5,289.38	5.11%
MGS-S Customer 10433	1	58.16	246.88	59,325	-	\$ 1,924.41	\$ 2,022.75	5.11%
MGS-S Customer 10434	3	42.84	231.44	67,580	-	\$ 1,907.13	\$ 2,004.32	5.10%
MGS-S Customer 10435	3	97.12	257.52	86,560	-	\$ 2,328.88	\$ 2,447.52	5.09%
MGS-S Customer 10436	1	42.88	198.00	67,920	-	\$ 1,613.78	\$ 1,696.11	5.10%
MGS-S Customer 10437	3	38.79	210.75	102,135	-	\$ 1,789.07	\$ 1,880.15	5.09%

Internal Use

Customer	Phase	Jul - Aug KW	Sept - Jun KW	Jan - Dec KWH	Jan - Dec KVAR	Distribution 7/22 Prices	Distribution 8/23 Prices	Distribution % Difference
MGS-S Customer 10438	1	21.63	90.90	69,891	-	\$ 1,001.04	\$ 1,051.72	5.06%
MGS-S Customer 10439	1	78.58	356.66	159,973	-	\$ 2,544.93	\$ 2,675.33	5.12%
MGS-S Customer 10440	3	47.55	244.81	191,920	-	\$ 1,995.04	\$ 2,096.75	5.10%
MGS-S Customer 10441	3	319.20	1,125.64	622,440	-	\$ 7,572.14	\$ 7,961.31	5.14%
MGS-S Customer 10442	3	110.52	942.96	363,240	-	\$ 5,569.98	\$ 5,856.88	5.15%
MGS-S Customer 10443	3	34.74	181.16	65,648	-	\$ 1,629.89	\$ 1,712.73	5.08%
MGS-S Customer 10444	3	37.18	199.64	96,568	-	\$ 1,728.81	\$ 1,816.77	5.09%
MGS-S Customer 10445	3	199.08	996.20	373,960	-	\$ 6,307.46	\$ 6,631.93	5.14%
MGS-S Customer 10446	3	43.05	150.19	78,587	-	\$ 1,532.93	\$ 1,610.66	5.07%
MGS-S Customer 10447	1	40.88	203.44	35,920	-	\$ 1,627.82	\$ 1,710.89	5.10%
MGS-S Customer 10448	3	65.80	314.04	108,498	-	\$ 2,416.17	\$ 2,539.61	5.11%
MGS-S Customer 10449	3	295.84	967.52	564,000	-	\$ 6,711.97	\$ 7,056.65	5.14%
MGS-S Customer 10450	3	438.84	1,943.40	789,720	1,675.20	\$ 14,862.03	\$ 15,480.96	4.16%
MGS-S Customer 10451	1	71.28	309.40	105,520	-	\$ 2,286.07	\$ 2,403.09	5.12%
MGS-S Customer 10452	3	61.49	237.16	80,380	-	\$ 2,037.07	\$ 2,140.84	5.09%
MGS-S Customer 10453	3	25.04	189.20	51,360	-	\$ 1,613.20	\$ 1,695.26	5.09%
MGS-S Customer 10454	1	69.49	325.46	110,201	-	\$ 2,350.33	\$ 2,470.70	5.12%
MGS-S Customer 10455	1	54.47	187.21	75,997	-	\$ 1,628.26	\$ 1,711.24	5.10%
MGS-S Customer 10456	1	67.11	279.52	98,340	-	\$ 2,124.88	\$ 2,233.56	5.11%
MGS-S Customer 10457	3	51.36	296.80	56,960	250.72	\$ 2,682.61	\$ 2,797.86	4.30%
MGS-S Customer 10458	1	-	131.38	45,130	-	\$ 1,068.02	\$ 1,122.35	5.09%
MGS-S Customer 10459	3	88.72	329.84	150,160	-	\$ 2,616.38	\$ 2,750.02	5.11%
MGS-S Customer 10460	3	45.44	201.05	123,652	-	\$ 1,781.16	\$ 1,871.78	5.09%
MGS-S Customer 10461	1	86.78	272.59	91,110	-	\$ 2,202.03	\$ 2,314.55	5.11%
MGS-S Customer 10462	3	57.48	204.39	90,851	-	\$ 1,863.42	\$ 1,958.20	5.09%
MGS-S Customer 10463	3	46.98	210.08	80,225	-	\$ 1,831.43	\$ 1,924.64	5.09%
MGS-S Customer 10464	3	65.84	227.92	51,280	-	\$ 2,018.52	\$ 2,121.30	5.09%
MGS-S Customer 10465	3	259.44	966.72	110,640	-	\$ 6,506.26	\$ 6,840.55	5.14%
MGS-S Customer 10466	3	75.68	283.52	158,400	-	\$ 2,330.01	\$ 2,448.88	5.10%
MGS-S Customer 10467	3	390.40	2,101.76	592,960	-	\$ 12,476.97	\$ 13,120.35	5.16%
MGS-S Customer 10468	1	46.61	201.64	107,359	-	\$ 1,651.30	\$ 1,735.55	5.10%
MGS-S Customer 10469	3	30.88	167.56	58,280	-	\$ 1,545.63	\$ 1,624.13	5.08%
MGS-S Customer 10470	3	35.56	500.68	72,000	-	\$ 3,110.62	\$ 3,270.38	5.14%
MGS-S Customer 10471	1	14.28	107.76	39,920	-	\$ 1,038.15	\$ 1,090.81	5.07%
MGS-S Customer 10472	3	38.48	141.88	47,970	-	\$ 1,469.17	\$ 1,543.64	5.07%
MGS-S Customer 10473	1	56.40	261.67	105,808	-	\$ 1,982.98	\$ 2,084.37	5.11%
MGS-S Customer 10474	3	87.32	330.44	132,080	-	\$ 2,611.38	\$ 2,744.77	5.11%
MGS-S Customer 10475	3	117.93	546.93	262,993	-	\$ 3,781.45	\$ 3,975.37	5.13%
MGS-S Customer 10476	3	89.84	138.32	56,080	-	\$ 1,737.77	\$ 1,825.76	5.06%
MGS-S Customer 10477	3	54.16	307.48	94,000	-	\$ 2,321.27	\$ 2,439.87	5.11%

Internal Use

Customer	Phase	Jul - Aug KW	Sept - Jun KW	Jan - Dec KWH	Jan - Dec KVAR	Distribution 7/22 Prices	Distribution 8/23 Prices	Distribution % Difference
MGS-S Customer 10478	3	51.50	195.51	81,745	-	\$ 1,789.20	\$ 1,880.18	5.08%
MGS-S Customer 10479	1	68.05	121.18	36,342	-	\$ 1,398.57	\$ 1,469.51	5.07%
MGS-S Customer 10480	3	59.27	199.52	68,958	-	\$ 1,850.85	\$ 1,944.97	5.09%
MGS-S Customer 10481	3	81.84	740.88	199,840	-	\$ 4,477.20	\$ 4,707.56	5.15%
MGS-S Customer 10482	3	275.88	1,208.88	736,080	-	\$ 7,716.28	\$ 8,113.30	5.15%
MGS-S Customer 10483	3	49.04	160.02	64,981	-	\$ 1,611.58	\$ 1,693.36	5.07%
MGS-S Customer 10484	3	40.59	156.10	96,924	-	\$ 1,546.58	\$ 1,625.05	5.07%
MGS-S Customer 10485	3	48.04	199.84	57,000	-	\$ 1,790.00	\$ 1,881.06	5.09%
MGS-S Customer 10486	3	196.36	985.36	88,280	516.66	\$ 7,120.60	\$ 7,441.71	4.51%
MGS-S Customer 10487	3	80.74	343.14	108,214	-	\$ 2,633.53	\$ 2,768.13	5.11%
MGS-S Customer 10488	3	52.52	159.12	45,972	-	\$ 1,626.74	\$ 1,709.27	5.07%
MGS-S Customer 10489	3	56.19	235.86	81,466	-	\$ 2,001.65	\$ 2,103.63	5.09%
MGS-S Customer 10490	3	54.72	208.98	57,321	-	\$ 1,869.30	\$ 1,964.42	5.09%
MGS-S Customer 10491	3	59.18	257.12	110,146	-	\$ 2,116.46	\$ 2,224.38	5.10%
MGS-S Customer 10492	1	38.94	192.07	17,833	-	\$ 1,564.52	\$ 1,644.32	5.10%
MGS-S Customer 10493	3	82.32	365.64	141,520	-	\$ 2,746.25	\$ 2,886.70	5.11%
MGS-S Customer 10494	1	57.00	263.82	152,476	-	\$ 1,996.24	\$ 2,098.32	5.11%
MGS-S Customer 10495	3	279.76	853.76	266,960	365.04	\$ 6,717.73	\$ 7,030.60	4.66%
MGS-S Customer 10496	1	65.76	200.80	48,640	-	\$ 1,753.70	\$ 1,843.11	5.10%
MGS-S Customer 10497	3	26.71	170.35	58,170	-	\$ 1,535.38	\$ 1,613.38	5.08%
MGS-S Customer 10498	3	117.24	406.56	187,560	-	\$ 3,129.11	\$ 3,289.15	5.11%
MGS-S Customer 10499	3	53.92	234.56	82,080	-	\$ 1,983.04	\$ 2,084.08	5.10%
MGS-S Customer 10500	1	42.97	195.86	83,243	-	\$ 1,604.40	\$ 1,686.23	5.10%
MGS-S Customer 10501	3	190.68	706.16	271,280	-	\$ 4,920.85	\$ 5,173.36	5.13%
MGS-S Customer 10502	3	94.77	326.16	144,504	-	\$ 2,632.95	\$ 2,767.41	5.11%
MGS-S Customer 10503	3	36.58	221.79	53,794	-	\$ 1,827.81	\$ 1,920.92	5.09%
MGS-S Customer 10504	3	81.44	418.72	96,480	6.08	\$ 2,996.93	\$ 3,149.87	5.10%
MGS-S Customer 10505	3	212.96	1,331.48	659,760	261.98	\$ 8,378.85	\$ 8,787.68	4.88%
MGS-S Customer 10506	3	113.08	507.48	288,400	-	\$ 3,572.27	\$ 3,755.37	5.13%
MGS-S Customer 10507	1	36.35	179.55	14,050	-	\$ 1,492.30	\$ 1,568.37	5.10%
MGS-S Customer 10508	3	67.24	666.72	178,480	-	\$ 4,053.55	\$ 4,262.03	5.14%
MGS-S Customer 10509	3	116.84	654.52	275,320	-	\$ 4,272.46	\$ 4,491.90	5.14%
MGS-S Customer 10510	1	48.89	181.48	85,287	-	\$ 1,570.82	\$ 1,650.86	5.10%
MGS-S Customer 10511	3	56.56	251.28	85,440	-	\$ 2,074.94	\$ 2,180.73	5.10%
MGS-S Customer 10512	3	52.06	186.69	105,762	-	\$ 1,751.56	\$ 1,840.58	5.08%
MGS-S Customer 10513	1	70.52	325.62	68,143	-	\$ 2,356.79	\$ 2,477.48	5.12%
MGS-S Customer 10514	1	49.25	210.50	53,488	-	\$ 1,706.89	\$ 1,794.00	5.10%
MGS-S Customer 10515	3	263.34	1,142.80	805,917	-	\$ 7,341.39	\$ 7,719.04	5.14%
MGS-S Customer 10516	3	297.04	1,414.16	476,560	363.68	\$ 9,400.37	\$ 9,852.58	4.81%
MGS-S Customer 10517	3	529.56	2,789.76	742,560	-	\$ 16,427.87	\$ 17,275.33	5.16%

Internal Use

Customer	Phase	Jul - Aug KW	Sept - Jun KW	Jan - Dec KWH	Jan - Dec KVAR	Distribution 7/22 Prices	Distribution 8/23 Prices	Distribution % Difference
MGS-S Customer 10518	3	214.24	1,116.16	116,960	644.08	\$ 8,040.75	\$ 8,398.25	4.45%
MGS-S Customer 10519	3	654.00	3,059.20	1,227,200	959.00	\$ 19,993.62	\$ 20,940.59	4.74%
MGS-S Customer 10520	3	87.27	394.06	312,141	-	\$ 2,905.03	\$ 3,053.68	5.12%
MGS-S Customer 10521	3	511.80	2,422.80	726,800	466.90	\$ 15,427.68	\$ 16,182.09	4.89%
MGS-S Customer 10522	3	46.40	266.40	114,600	-	\$ 2,088.41	\$ 2,194.98	5.10%
MGS-S Customer 10523	1	89.61	299.10	122,349	-	\$ 2,340.22	\$ 2,459.89	5.11%
MGS-S Customer 10524	3	-	-	547,344	518.60	\$ 1,481.74	\$ 1,511.38	2.00%
MGS-S Customer 10525	1	43.50	190.23	76,766	-	\$ 1,581.33	\$ 1,661.96	5.10%
MGS-S Customer 10526	1	35.60	138.63	63,478	-	\$ 1,299.09	\$ 1,365.13	5.08%
MGS-S Customer 10527	1	109.73	342.75	174,616	-	\$ 2,653.55	\$ 2,789.33	5.12%
MGS-S Customer 10528	3	82.18	370.90	248,548	-	\$ 2,769.78	\$ 2,911.44	5.11%
MGS-S Customer 10529	1	37.85	175.21	-	-	\$ 1,480.58	\$ 1,556.03	5.10%
MGS-S Customer 10530	1	-	82.57	21,443	-	\$ 842.51	\$ 885.13	5.06%
MGS-S Customer 10531	3	326.00	1,498.08	661,360	-	\$ 9,330.55	\$ 9,811.01	5.15%
MGS-S Customer 10532	1	38.43	77.26	31,415	-	\$ 1,031.27	\$ 1,083.37	5.05%
MGS-S Customer 10533	1	28.16	188.21	41,209	-	\$ 1,486.86	\$ 1,562.71	5.10%
MGS-S Customer 10534	3	45.77	258.56	89,732	-	\$ 2,048.69	\$ 2,153.20	5.10%
MGS-S Customer 10535	3	162.40	1,226.40	379,800	10.00	\$ 7,184.41	\$ 7,553.86	5.14%
MGS-S Customer 10536	3	78.08	638.56	211,760	-	\$ 3,983.61	\$ 4,188.37	5.14%
MGS-S Customer 10537	3	66.52	310.77	141,201	-	\$ 2,405.06	\$ 2,527.91	5.11%
MGS-S Customer 10538	1	-	123.07	35,806	-	\$ 1,029.62	\$ 1,081.96	5.08%
MGS-S Customer 10539	1	17.34	383.30	148,416	-	\$ 2,328.12	\$ 2,447.77	5.14%
MGS-S Customer 10540	1	47.45	241.82	82,776	-	\$ 1,841.60	\$ 1,935.72	5.11%
MGS-S Customer 10541	3	670.60	2,332.60	1,187,400	214.40	\$ 15,463.04	\$ 16,240.27	5.03%
MGS-S Customer 10542	1	56.64	114.26	44,011	-	\$ 1,303.27	\$ 1,369.35	5.07%
MGS-S Customer 10543	3	47.30	188.58	42,863	-	\$ 1,733.87	\$ 1,822.02	5.08%
MGS-S Customer 10544	3	87.95	350.49	146,235	-	\$ 2,707.51	\$ 2,845.89	5.11%
MGS-S Customer 10545	3	36.72	261.96	115,120	-	\$ 2,014.17	\$ 2,116.96	5.10%
MGS-S Customer 10546	3	93.36	515.68	139,680	-	\$ 3,500.71	\$ 3,680.25	5.13%
MGS-S Customer 10547	3	115.98	343.96	177,680	-	\$ 2,832.90	\$ 2,977.57	5.11%
MGS-S Customer 10548	1	95.45	416.88	237,974	-	\$ 2,916.77	\$ 3,066.35	5.13%
MGS-S Customer 10549	1	83.64	325.18	111,135	-	\$ 2,427.57	\$ 2,551.84	5.12%
MGS-S Customer 10550	1	34.83	134.79	70,881	-	\$ 1,277.08	\$ 1,341.98	5.08%
MGS-S Customer 10551	1	43.44	168.26	91,715	-	\$ 1,479.49	\$ 1,554.84	5.09%
MGS-S Customer 10552	1	62.47	317.20	152,964	-	\$ 2,273.21	\$ 2,389.63	5.12%
MGS-S Customer 10553	1	72.41	275.04	79,397	-	\$ 2,133.60	\$ 2,242.68	5.11%
MGS-S Customer 10554	3	59.71	253.53	110,595	-	\$ 2,102.82	\$ 2,210.03	5.10%
MGS-S Customer 10555	3	59.43	217.46	84,604	-	\$ 1,934.62	\$ 2,033.09	5.09%
MGS-S Customer 10556	3	450.30	1,780.20	1,166,700	-	\$ 11,323.81	\$ 11,906.78	5.15%
MGS-S Customer 10557	3	91.53	292.37	135,369	-	\$ 2,458.86	\$ 2,584.30	5.10%

Internal Use

Customer	Phase	Jul - Aug KW	Sept - Jun KW	Jan - Dec KWH	Jan - Dec KVAR	Distribution 7/22 Prices	Distribution 8/23 Prices	Distribution % Difference
MGS-S Customer 10558	1	18.63	98.91	60,486	-	\$ 1,021.40	\$ 1,073.16	5.07%
MGS-S Customer 10559	3	287.84	1,466.40	432,560	1,021.68	\$ 10,709.26	\$ 11,171.43	4.32%
MGS-S Customer 10560	3	24.62	118.30	71,194	-	\$ 1,283.31	\$ 1,348.23	5.06%
MGS-S Customer 10561	3	39.28	270.24	98,320	-	\$ 2,066.63	\$ 2,172.13	5.10%
MGS-S Customer 10562	1	10.53	63.35	33,817	-	\$ 812.16	\$ 853.11	5.04%
MGS-S Customer 10563	3	256.96	1,021.92	503,520	-	\$ 6,747.52	\$ 7,094.37	5.14%
MGS-S Customer 10564	3	99.20	426.08	234,240	-	\$ 3,119.17	\$ 3,278.84	5.12%
MGS-S Customer 10565	1	77.34	351.96	141,618	-	\$ 2,516.33	\$ 2,645.26	5.12%
MGS-S Customer 10566	3	308.04	1,267.44	234,000	280.62	\$ 8,642.37	\$ 9,062.45	4.86%
MGS-S Customer 10567	3	46.32	184.80	79,097	-	\$ 1,710.97	\$ 1,797.93	5.08%
MGS-S Customer 10568	1	35.62	54.59	26,629	-	\$ 910.94	\$ 956.81	5.04%
MGS-S Customer 10569	3	78.02	109.92	63,062	-	\$ 1,540.96	\$ 1,618.83	5.05%
MGS-S Customer 10570	3	54.60	282.76	122,160	-	\$ 2,209.50	\$ 2,322.29	5.10%
MGS-S Customer 10571	3	307.92	1,441.12	955,200	-	\$ 8,967.05	\$ 9,428.78	5.15%
MGS-S Customer 10572	1	76.22	200.32	99,065	-	\$ 1,809.54	\$ 1,901.76	5.10%
MGS-S Customer 10573	3	374.48	1,722.48	568,880	-	\$ 10,636.34	\$ 11,184.23	5.15%
MGS-S Customer 10574	3	197.76	1,167.52	169,440	-	\$ 7,091.63	\$ 7,456.85	5.15%
MGS-S Customer 10575	3	157.76	717.36	197,600	-	\$ 4,789.89	\$ 5,035.87	5.14%
MGS-S Customer 10576	1	59.33	290.57	140,033	-	\$ 2,132.75	\$ 2,241.90	5.12%
MGS-S Customer 10577	3	216.36	715.20	261,840	-	\$ 5,105.14	\$ 5,367.01	5.13%
MGS-S Customer 10578	3	61.02	314.43	155,388	-	\$ 2,391.45	\$ 2,513.64	5.11%
MGS-S Customer 10579	3	189.76	410.88	185,440	-	\$ 3,551.55	\$ 3,732.94	5.11%
MGS-S Customer 10580	1	42.52	196.61	73,736	-	\$ 1,605.36	\$ 1,687.26	5.10%
MGS-S Customer 10581	3	204.48	904.76	390,160	-	\$ 5,914.98	\$ 6,219.01	5.14%
MGS-S Customer 10582	1	47.36	167.98	68,650	-	\$ 1,499.96	\$ 1,576.33	5.09%
MGS-S Customer 10583	3	52.41	184.98	58,439	-	\$ 1,745.60	\$ 1,834.31	5.08%
MGS-S Customer 10584	1	140.82	659.82	35,420	-	\$ 4,290.96	\$ 4,511.55	5.14%
MGS-S Customer 10585	3	78.28	360.30	170,963	-	\$ 2,699.16	\$ 2,837.19	5.11%
MGS-S Customer 10586	3	75.56	384.92	88,240	-	\$ 2,797.81	\$ 2,940.99	5.12%
MGS-S Customer 10587	3	153.52	730.92	275,240	-	\$ 4,829.01	\$ 5,077.05	5.14%
MGS-S Customer 10588	3	272.08	1,180.16	515,600	-	\$ 7,562.50	\$ 7,951.56	5.14%
MGS-S Customer 10589	3	99.60	421.60	182,700	-	\$ 3,100.69	\$ 3,259.40	5.12%
MGS-S Customer 10590	3	134.64	513.68	260,240	-	\$ 3,720.57	\$ 3,911.20	5.12%
MGS-S Customer 10591	3	50.36	241.12	133,840	-	\$ 1,993.59	\$ 2,095.20	5.10%
MGS-S Customer 10592	1	45.09	142.97	68,608	-	\$ 1,371.81	\$ 1,441.55	5.08%
MGS-S Customer 10593	1	47.46	128.03	46,818	-	\$ 1,315.94	\$ 1,382.76	5.08%
MGS-S Customer 10594	3	45.36	271.72	56,880	94.20	\$ 2,267.35	\$ 2,374.91	4.74%
MGS-S Customer 10595	1	-	100.15	31,360	-	\$ 923.73	\$ 970.57	5.07%
MGS-S Customer 10596	3	32.00	400.00	146,394	-	\$ 2,625.72	\$ 2,760.32	5.13%
MGS-S Customer 10597	3	96.56	355.52	180,240	-	\$ 2,778.53	\$ 2,920.53	5.11%

Internal Use

Customer	Phase	Jul - Aug KW	Sept - Jun KW	Jan - Dec KWH	Jan - Dec KVAR	Distribution 7/22 Prices	Distribution 8/23 Prices	Distribution % Difference
MGS-S Customer 10598	3	23.58	74.72	33,277	-	\$ 1,076.20	\$ 1,130.37	5.03%
MGS-S Customer 10599	3	131.00	625.48	220,440	-	\$ 4,216.89	\$ 4,433.32	5.13%
MGS-S Customer 10600	3	50.84	177.95	64,911	-	\$ 1,704.41	\$ 1,790.99	5.08%
MGS-S Customer 10601	3	132.04	645.08	288,400	-	\$ 4,313.21	\$ 4,534.64	5.13%
MGS-S Customer 10602	3	180.00	593.28	236,000	-	\$ 4,340.07	\$ 4,562.50	5.13%
MGS-S Customer 10603	3	147.28	528.12	223,840	-	\$ 3,857.44	\$ 4,055.07	5.12%
MGS-S Customer 10604	3	74.00	332.80	154,800	-	\$ 2,548.36	\$ 2,678.59	5.11%
MGS-S Customer 10605	3	197.88	891.36	427,920	-	\$ 5,816.44	\$ 6,115.41	5.14%
MGS-S Customer 10606	3	38.33	122.48	55,960	-	\$ 1,378.71	\$ 1,448.48	5.06%
MGS-S Customer 10607	3	123.40	97.48	14,480	-	\$ 1,735.35	\$ 1,822.93	5.05%
MGS-S Customer 10608	3	268.44	1,335.12	654,360	-	\$ 8,258.22	\$ 8,683.45	5.15%
MGS-S Customer 10609	3	63.20	252.30	96,900	-	\$ 2,116.51	\$ 2,224.39	5.10%
MGS-S Customer 10610	3	118.80	481.52	150,000	-	\$ 3,484.08	\$ 3,662.55	5.12%
MGS-S Customer 10611	1	8.23	59.24	27,017	-	\$ 780.41	\$ 819.73	5.04%
MGS-S Customer 10612	3	29.78	152.88	62,962	-	\$ 1,471.70	\$ 1,546.37	5.07%
MGS-S Customer 10613	3	113.04	478.56	279,360	-	\$ 3,438.44	\$ 3,614.58	5.12%
MGS-S Customer 10614	3	186.36	884.28	436,200	-	\$ 5,719.79	\$ 6,013.84	5.14%
MGS-S Customer 10615	3	147.68	1,005.12	396,480	-	\$ 6,063.40	\$ 6,375.62	5.15%
MGS-S Customer 10616	3	333.12	1,398.56	740,000	-	\$ 8,910.28	\$ 9,368.85	5.15%
MGS-S Customer 10617	3	161.04	634.32	306,560	-	\$ 4,424.45	\$ 4,651.42	5.13%
MGS-S Customer 10618	3	816.30	3,390.90	971,100	1,344.00	\$ 23,081.34	\$ 24,153.36	4.64%
MGS-S Customer 10619	1	46.35	199.36	76,799	-	\$ 1,639.33	\$ 1,722.95	5.10%
MGS-S Customer 10620	3	25.53	145.28	53,347	-	\$ 1,413.01	\$ 1,484.66	5.07%
MGS-S Customer 10621	3	239.48	1,199.44	415,280	226.06	\$ 7,854.95	\$ 8,239.51	4.90%
MGS-S Customer 10622	3	71.76	551.40	275,520	-	\$ 3,545.86	\$ 3,727.92	5.13%
MGS-S Customer 10623	3	32.54	110.60	57,304	-	\$ 1,291.69	\$ 1,356.98	5.05%
MGS-S Customer 10624	3	61.64	305.56	69,120	-	\$ 2,353.91	\$ 2,474.14	5.11%
MGS-S Customer 10625	3	253.68	1,020.00	260,480	332.36	\$ 7,285.46	\$ 7,630.93	4.74%
MGS-S Customer 10626	3	83.76	356.16	73,200	-	\$ 2,710.45	\$ 2,849.02	5.11%
MGS-S Customer 10627	3	119.28	408.32	142,960	-	\$ 3,148.56	\$ 3,309.60	5.11%
MGS-S Customer 10628	1	37.71	425.81	124,433	-	\$ 2,637.57	\$ 2,773.13	5.14%
MGS-S Customer 10629	1	17.74	114.12	43,508	-	\$ 1,086.73	\$ 1,141.89	5.08%
MGS-S Customer 10630	3	82.08	604.48	226,400	-	\$ 3,848.36	\$ 4,046.06	5.14%
MGS-S Customer 10631	3	382.88	2,583.84	1,268,320	706.72	\$ 15,863.87	\$ 16,620.84	4.77%
MGS-S Customer 10632	1	91.10	382.65	163,784	-	\$ 2,734.49	\$ 2,874.63	5.12%
MGS-S Customer 10633	3	64.73	351.56	45,873	-	\$ 2,583.58	\$ 2,715.72	5.11%
MGS-S Customer 10634	3	80.95	204.62	76,561	-	\$ 1,994.74	\$ 2,096.15	5.08%
MGS-S Customer 10635	1	69.28	229.72	80,120	-	\$ 1,906.85	\$ 2,004.18	5.10%
MGS-S Customer 10636	3	104.96	246.88	88,480	-	\$ 2,323.23	\$ 2,441.51	5.09%
MGS-S Customer 10637	1	94.40	451.84	153,480	-	\$ 3,072.46	\$ 3,230.13	5.13%

Internal Use

Customer	Phase	Jul - Aug KW	Sept - Jun KW	Jan - Dec KWH	Jan - Dec KVAR	Distribution 7/22 Prices	Distribution 8/23 Prices	Distribution % Difference
MGS-S Customer 10638	3	239.60	966.10	609,400	-	\$ 6,393.28	\$ 6,721.87	5.14%
MGS-S Customer 10639	3	175.55	567.75	132,119	-	\$ 4,197.43	\$ 4,412.48	5.12%
MGS-S Customer 10640	3	54.04	234.64	72,440	-	\$ 1,984.08	\$ 2,085.16	5.09%
MGS-S Customer 10641	3	42.62	140.78	62,661	-	\$ 1,487.06	\$ 1,562.43	5.07%
MGS-S Customer 10642	3	52.40	214.88	86,960	-	\$ 1,883.69	\$ 1,979.57	5.09%
MGS-S Customer 10643	3	132.48	450.16	167,160	-	\$ 3,415.12	\$ 3,589.90	5.12%
MGS-S Customer 10644	1	54.78	248.80	81,430	-	\$ 1,914.53	\$ 2,012.38	5.11%
MGS-S Customer 10645	1	88.51	377.45	227,646	-	\$ 2,696.09	\$ 2,834.26	5.12%
MGS-S Customer 10646	3	226.24	1,115.04	555,120	-	\$ 7,007.24	\$ 7,367.83	5.15%
MGS-S Customer 10647	3	45.44	244.84	43,920	-	\$ 1,983.47	\$ 2,084.60	5.10%
MGS-S Customer 10648	3	44.25	177.57	71,191	-	\$ 1,666.08	\$ 1,750.73	5.08%
MGS-S Customer 10649	3	53.75	253.45	41,481	-	\$ 2,069.37	\$ 2,174.89	5.10%
MGS-S Customer 10650	1	34.00	210.34	59,211	-	\$ 1,621.51	\$ 1,704.31	5.11%
MGS-S Customer 10651	3	47.29	226.64	101,051	-	\$ 1,909.66	\$ 2,006.93	5.09%
MGS-S Customer 10652	3	76.82	157.02	3,479	-	\$ 1,751.90	\$ 1,840.74	5.07%
MGS-S Customer 10653	1	46.04	235.56	96,080	-	\$ 1,804.85	\$ 1,897.07	5.11%
MGS-S Customer 10654	3	265.36	1,169.44	690,480	-	\$ 7,475.68	\$ 7,860.29	5.14%
MGS-S Customer 10655	3	44.13	161.91	66,470	-	\$ 1,593.07	\$ 1,673.92	5.08%
MGS-S Customer 10656	1	88.47	514.98	211,982	-	\$ 3,331.26	\$ 3,502.42	5.14%
MGS-S Customer 10657	3	274.24	1,499.12	157,840	-	\$ 9,048.09	\$ 9,514.30	5.15%
MGS-S Customer 10658	1	44.12	211.94	162,704	-	\$ 1,685.07	\$ 1,771.09	5.10%
MGS-S Customer 10659	3	84.28	331.68	112,520	-	\$ 2,600.24	\$ 2,733.08	5.11%
MGS-S Customer 10660	1	7.87	106.13	33,573	-	\$ 995.04	\$ 1,045.51	5.07%
MGS-S Customer 10661	3	226.72	1,646.20	487,480	-	\$ 9,463.86	\$ 9,952.07	5.16%
MGS-S Customer 10662	3	122.96	589.84	166,320	-	\$ 4,007.61	\$ 4,213.24	5.13%
MGS-S Customer 10663	3	387.20	1,410.32	920,560	292.60	\$ 9,762.18	\$ 10,238.71	4.88%
MGS-S Customer 10664	3	34.88	215.20	48,659	-	\$ 1,787.93	\$ 1,878.98	5.09%
MGS-S Customer 10665	1	48.67	224.03	74,856	-	\$ 1,766.18	\$ 1,856.37	5.11%
MGS-S Customer 10666	3	33.61	238.27	93,539	-	\$ 1,887.46	\$ 1,983.70	5.10%
MGS-S Customer 10667	3	42.16	289.12	84,720	-	\$ 2,169.84	\$ 2,280.68	5.11%
MGS-S Customer 10668	3	140.08	540.72	254,880	-	\$ 3,875.69	\$ 4,074.33	5.13%
MGS-S Customer 10669	3	107.56	507.32	304,256	-	\$ 3,540.90	\$ 3,722.41	5.13%
MGS-S Customer 10670	3	131.12	701.32	268,320	369.34	\$ 5,195.81	\$ 5,430.48	4.52%
MGS-S Customer 10671	3	60.09	335.21	33,124	-	\$ 2,482.29	\$ 2,609.21	5.11%
MGS-S Customer 10672	3	117.92	623.28	103,760	-	\$ 4,134.13	\$ 4,346.37	5.13%
MGS-S Customer 10673	3	447.20	2,124.00	423,840	-	\$ 12,894.96	\$ 13,559.58	5.15%
MGS-S Customer 10674	3	245.76	1,739.20	649,760	5.44	\$ 10,008.44	\$ 10,524.30	5.15%
MGS-S Customer 10675	3	102.40	1,029.56	171,640	-	\$ 5,925.01	\$ 6,230.41	5.15%
MGS-S Customer 10676	1	53.70	203.90	83,702	-	\$ 1,701.09	\$ 1,787.87	5.10%
MGS-S Customer 10677	3	66.24	299.24	190,120	-	\$ 2,350.24	\$ 2,470.25	5.11%

Internal Use

Customer	Phase	Jul - Aug KW	Sept - Jun KW	Jan - Dec KWH	Jan - Dec KVAR	Distribution 7/22 Prices	Distribution 8/23 Prices	Distribution % Difference
MGS-S Customer 10678	3	66.90	223.45	88,440	-	\$ 2,003.75	\$ 2,105.75	5.09%
MGS-S Customer 10679	3	45.67	241.02	93,723	-	\$ 1,967.10	\$ 2,067.37	5.10%
MGS-S Customer 10680	3	59.48	473.88	177,200	-	\$ 3,119.56	\$ 3,279.59	5.13%
MGS-S Customer 10681	1	78.47	105.90	47,167	-	\$ 1,385.81	\$ 1,455.99	5.06%
MGS-S Customer 10682	3	73.05	249.76	120,065	-	\$ 2,159.44	\$ 2,269.48	5.10%
MGS-S Customer 10683	1	27.99	137.12	68,127	-	\$ 1,249.88	\$ 1,313.42	5.08%
MGS-S Customer 10684	1	57.04	68.84	71,261	-	\$ 1,095.65	\$ 1,150.95	5.05%
MGS-S Customer 10685	3	129.84	596.32	275,200	-	\$ 4,075.73	\$ 4,284.84	5.13%
MGS-S Customer 10686	1	12.48	156.82	48,241	-	\$ 1,254.81	\$ 1,318.74	5.09%
MGS-S Customer 10687	1	81.78	343.09	152,516	-	\$ 2,499.99	\$ 2,628.03	5.12%
MGS-S Customer 10688	1	155.23	749.00	399,100	-	\$ 4,782.95	\$ 5,028.97	5.14%
MGS-S Customer 10689	3	67.92	225.96	89,280	62.70	\$ 2,127.60	\$ 2,230.49	4.84%
MGS-S Customer 10690	3	37.57	216.28	96,544	-	\$ 1,807.85	\$ 1,899.91	5.09%
MGS-S Customer 10691	3	177.04	757.76	346,640	-	\$ 5,083.54	\$ 5,344.62	5.14%
MGS-S Customer 10692	3	3.72	151.00	38,903	-	\$ 1,318.39	\$ 1,385.31	5.08%
MGS-S Customer 10693	3	40.96	266.88	116,800	-	\$ 2,060.43	\$ 2,165.59	5.10%
MGS-S Customer 10694	3	78.91	306.57	179,705	-	\$ 2,454.42	\$ 2,579.74	5.11%
MGS-S Customer 10695	3	61.44	177.44	56,080	-	\$ 1,760.88	\$ 1,850.31	5.08%
MGS-S Customer 10696	3	36.24	217.22	105,270	-	\$ 1,804.81	\$ 1,896.73	5.09%
MGS-S Customer 10697	3	66.61	179.66	48,093	-	\$ 1,799.83	\$ 1,891.24	5.08%
MGS-S Customer 10698	3	45.80	174.84	67,720	-	\$ 1,662.07	\$ 1,746.50	5.08%
MGS-S Customer 10699	1	57.07	179.18	21,878	-	\$ 1,605.59	\$ 1,687.37	5.09%
MGS-S Customer 10700	3	143.76	539.92	230,840	-	\$ 3,892.42	\$ 4,091.89	5.12%
MGS-S Customer 10701	1	52.97	260.08	128,339	-	\$ 1,956.59	\$ 2,056.64	5.11%
MGS-S Customer 10702	3	87.15	398.55	199,715	-	\$ 2,925.10	\$ 3,074.80	5.12%
MGS-S Customer 10703	3	44.49	254.38	95,242	-	\$ 2,022.28	\$ 2,125.42	5.10%
MGS-S Customer 10704	1	51.49	185.34	49,344	-	\$ 1,603.08	\$ 1,684.78	5.10%
MGS-S Customer 10705	3	49.68	167.08	39,720	-	\$ 1,647.75	\$ 1,731.40	5.08%
MGS-S Customer 10706	3	87.72	340.64	139,960	-	\$ 2,660.72	\$ 2,796.68	5.11%
MGS-S Customer 10707	1	193.52	771.52	287,680	-	\$ 5,099.50	\$ 5,361.65	5.14%
MGS-S Customer 10708	1	61.15	198.49	49,216	-	\$ 1,717.45	\$ 1,805.01	5.10%
MGS-S Customer 10709	3	53.28	223.96	72,320	-	\$ 1,930.52	\$ 2,028.83	5.09%
MGS-S Customer 10710	1	32.77	151.82	64,618	-	\$ 1,344.32	\$ 1,412.73	5.09%
MGS-S Customer 10711	3	131.36	461.76	230,000	-	\$ 3,462.50	\$ 3,639.74	5.12%
MGS-S Customer 10712	3	118.92	740.88	384,480	-	\$ 4,682.99	\$ 4,923.74	5.14%
MGS-S Customer 10713	3	111.36	300.12	101,280	-	\$ 2,604.72	\$ 2,737.57	5.10%
MGS-S Customer 10714	1	37.00	225.67	104,295	-	\$ 1,708.99	\$ 1,796.31	5.11%
MGS-S Customer 10715	3	68.94	374.28	143,219	-	\$ 2,711.91	\$ 2,850.68	5.12%
MGS-S Customer 10716	1	42.99	231.93	9,542	-	\$ 1,771.15	\$ 1,861.65	5.11%
MGS-S Customer 10717	3	86.96	624.80	245,680	92.76	\$ 4,127.02	\$ 4,330.96	4.94%

Customer	Phase	Jul - Aug KW	Sept - Jun KW	Jan - Dec KWH	Jan - Dec KVAR	Distribution 7/22 Prices	Distribution 8/23 Prices	Distribution % Difference
MGS-S Customer 10718	3	75.28	310.96	84,960	-	\$ 2,454.56	\$ 2,579.91	5.11%
MGS-S Customer 10719	3	159.12	621.48	215,880	-	\$ 4,354.47	\$ 4,577.82	5.13%
MGS-S Customer 10720	3	184.80	1,242.24	389,920	-	\$ 7,364.91	\$ 7,744.43	5.15%
MGS-S Customer 10721	3	57.09	277.19	55,611	-	\$ 2,197.59	\$ 2,309.74	5.10%
MGS-S Customer 10722	3	2.77	204.83	23,529	-	\$ 1,561.81	\$ 1,641.38	5.09%
MGS-S Customer 10723	1	61.64	356.76	75,800	-	\$ 2,451.37	\$ 2,577.05	5.13%
MGS-S Customer 10724	3	127.08	480.12	265,440	-	\$ 3,523.57	\$ 3,704.02	5.12%
MGS-S Customer 10725	1	57.16	48.50	902	-	\$ 1,002.35	\$ 1,052.79	5.03%
MGS-S Customer 10726	3	55.77	166.13	71,168	-	\$ 1,677.16	\$ 1,762.29	5.08%
MGS-S Customer 10727	3	40.36	205.34	69,703	-	\$ 1,772.79	\$ 1,863.01	5.09%
MGS-S Customer 10728	3	63.13	416.21	47,669	-	\$ 2,873.38	\$ 3,020.59	5.12%
MGS-S Customer 10729	3	134.08	730.32	185,400	-	\$ 4,718.34	\$ 4,960.80	5.14%
MGS-S Customer 10730	3	13.05	70.03	30,625	-	\$ 996.09	\$ 1,046.19	5.03%
MGS-S Customer 10731	3	63.04	183.71	58,192	-	\$ 1,798.73	\$ 1,890.11	5.08%
MGS-S Customer 10732	3	39.84	340.96	156,800	-	\$ 2,396.47	\$ 2,519.09	5.12%
MGS-S Customer 10733	3	619.76	1,880.72	971,920	-	\$ 12,728.71	\$ 13,383.26	5.14%
MGS-S Customer 10734	3	15.83	165.78	23,709	-	\$ 1,453.88	\$ 1,527.74	5.08%
MGS-S Customer 10735	3	35.18	70.12	25,222	-	\$ 1,119.32	\$ 1,175.64	5.03%
MGS-S Customer 10736	3	56.08	230.32	66,760	-	\$ 1,975.44	\$ 2,076.06	5.09%
MGS-S Customer 10737	3	142.16	499.20	233,200	-	\$ 3,695.41	\$ 3,884.66	5.12%
MGS-S Customer 10738	3	80.16	310.20	108,520	-	\$ 2,478.13	\$ 2,604.66	5.11%
MGS-S Customer 10739	3	723.20	3,068.80	1,782,400	-	\$ 18,791.74	\$ 19,760.38	5.15%
MGS-S Customer 10740	3	68.08	300.06	141,983	-	\$ 2,364.24	\$ 2,484.96	5.11%
MGS-S Customer 10741	3	107.28	487.20	239,920	-	\$ 3,446.39	\$ 3,622.99	5.12%
MGS-S Customer 10742	3	332.52	1,108.56	447,360	-	\$ 7,567.15	\$ 7,955.95	5.14%
MGS-S Customer 10743	3	218.56	850.96	394,080	-	\$ 5,744.56	\$ 6,039.63	5.14%
MGS-S Customer 10744	3	110.72	445.20	225,440	-	\$ 3,271.44	\$ 3,438.93	5.12%
MGS-S Customer 10745	3	87.12	794.88	189,600	-	\$ 4,755.98	\$ 5,000.79	5.15%
MGS-S Customer 10746	3	38.47	192.77	73,525	-	\$ 1,704.23	\$ 1,790.90	5.09%
MGS-S Customer 10747	1	74.48	552.16	124,040	-	\$ 3,425.38	\$ 3,601.56	5.14%
MGS-S Customer 10748	3	116.02	469.71	258,908	-	\$ 3,414.09	\$ 3,588.95	5.12%
MGS-S Customer 10749	3	187.80	732.72	301,320	-	\$ 5,027.58	\$ 5,285.65	5.13%
MGS-S Customer 10750	1	16.29	59.89	33,513	-	\$ 828.14	\$ 869.88	5.04%
MGS-S Customer 10751	3	45.09	157.45	11,602	-	\$ 1,577.79	\$ 1,657.84	5.07%
MGS-S Customer 10752	3	152.96	406.76	139,520	-	\$ 3,328.28	\$ 3,498.37	5.11%
MGS-S Customer 10753	3	775.84	2,236.16	1,071,840	253.68	\$ 15,668.35	\$ 16,451.90	5.00%
MGS-S Customer 10754	1	38.24	156.03	67,412	-	\$ 1,394.13	\$ 1,465.09	5.09%
MGS-S Customer 10755	1	32.28	192.44	58,480	-	\$ 1,529.27	\$ 1,607.29	5.10%
MGS-S Customer 10756	1	35.80	141.25	77,892	-	\$ 1,312.31	\$ 1,379.03	5.08%
MGS-S Customer 10757	1	36.63	234.55	30,605	-	\$ 1,747.96	\$ 1,837.31	5.11%

Internal Use

Customer	Phase	Jul - Aug KW	Sept - Jun KW	Jan - Dec KWH	Jan - Dec KVAR	Distribution 7/22 Prices	Distribution 8/23 Prices	Distribution % Difference
MGS-S Customer 10758	1	23.84	83.54	40,686	-	\$ 979.31	\$ 1,028.83	5.06%
MGS-S Customer 10759	3	8.77	69.36	30,759	-	\$ 969.24	\$ 1,017.98	5.03%
MGS-S Customer 10760	1	38.08	125.92	41,920	-	\$ 1,254.13	\$ 1,317.82	5.08%
MGS-S Customer 10761	1	15.50	78.45	40,237	-	\$ 909.50	\$ 955.47	5.05%
MGS-S Customer 10762	1	52.34	115.41	26,928	-	\$ 1,284.72	\$ 1,349.87	5.07%
MGS-S Customer 10763	1	10.45	52.16	22,914	-	\$ 760.02	\$ 798.26	5.03%
MGS-S Customer 10764	1	20.12	113.17	74,481	-	\$ 1,095.55	\$ 1,151.15	5.08%
MGS-S Customer 10765	1	28.99	124.92	43,326	-	\$ 1,199.06	\$ 1,259.96	5.08%
MGS-S Customer 10766	1	70.04	345.55	155,885	-	\$ 2,446.20	\$ 2,571.55	5.12%
MGS-S Customer 10767	3	220.32	1,046.24	509,760	-	\$ 6,656.52	\$ 6,998.95	5.14%
MGS-S Customer 10768	1	80.32	395.20	99,280	-	\$ 2,732.64	\$ 2,872.78	5.13%
MGS-S Customer 10769	1	65.16	305.68	77,600	-	\$ 2,234.92	\$ 2,349.33	5.12%
MGS-S Customer 10770	3	179.20	849.76	267,040	-	\$ 5,520.57	\$ 5,804.33	5.14%
MGS-S Customer 10771	1	90.56	424.72	77,920	-	\$ 2,925.85	\$ 3,075.94	5.13%
MGS-S Customer 10772	3	101.47	415.76	179,175	-	\$ 3,084.09	\$ 3,241.92	5.12%
MGS-S Customer 10773	3	25.87	123.80	63,003	-	\$ 1,315.65	\$ 1,382.25	5.06%
MGS-S Customer 10774	3	149.66	572.65	229,924	-	\$ 4,076.38	\$ 4,285.36	5.13%
MGS-S Customer 10775	1	92.21	457.31	270,829	-	\$ 3,085.58	\$ 3,243.95	5.13%
MGS-S Customer 10776	3	491.68	1,545.28	720,640	-	\$ 10,468.14	\$ 11,006.32	5.14%
MGS-S Customer 10777	3	570.56	1,735.52	898,080	184.40	\$ 12,098.31	\$ 12,704.23	5.01%
MGS-S Customer 10778	3	360.00	1,237.60	623,680	-	\$ 8,315.83	\$ 8,743.30	5.14%
MGS-S Customer 10779	3	72.24	291.03	173,564	-	\$ 2,345.61	\$ 2,465.33	5.10%
MGS-S Customer 10780	3	70.50	885.50	384,500	63.00	\$ 5,189.51	\$ 5,451.41	5.05%
MGS-S Customer 10781	3	59.44	266.55	169,381	-	\$ 2,161.47	\$ 2,271.73	5.10%
MGS-S Customer 10782	3	59.16	280.12	69,160	221.04	\$ 2,598.38	\$ 2,711.81	4.37%
MGS-S Customer 10783	3	48.80	356.40	126,400	-	\$ 2,517.53	\$ 2,646.37	5.12%
MGS-S Customer 10784	3	22.43	185.95	26,418	-	\$ 1,583.70	\$ 1,664.24	5.09%
MGS-S Customer 10785	1	27.21	154.71	45,829	-	\$ 1,326.82	\$ 1,394.36	5.09%
MGS-S Customer 10786	1	55.08	72.95	22,224	-	\$ 1,103.76	\$ 1,159.49	5.05%
MGS-S Customer 10787	3	104.88	586.20	110,520	498.46	\$ 4,737.83	\$ 4,937.52	4.21%
MGS-S Customer 10788	3	320.40	2,162.70	634,200	-	\$ 12,370.01	\$ 13,008.41	5.16%
MGS-S Customer 10789	3	63.25	283.75	163,317	-	\$ 2,262.08	\$ 2,377.53	5.10%
MGS-S Customer 10790	3	35.80	159.44	58,160	-	\$ 1,535.42	\$ 1,613.35	5.08%
MGS-S Customer 10791	1	46.52	241.54	78,022	-	\$ 1,835.14	\$ 1,928.94	5.11%
MGS-S Customer 10792	1	45.25	172.71	71,645	-	\$ 1,510.10	\$ 1,587.02	5.09%
MGS-S Customer 10793	1	59.03	65.83	23,213	-	\$ 1,092.79	\$ 1,147.92	5.04%
MGS-S Customer 10794	1	17.78	107.23	42,550	-	\$ 1,055.12	\$ 1,108.64	5.07%
MGS-S Customer 10795	3	98.56	396.80	154,880	3.64	\$ 2,986.53	\$ 3,139.00	5.11%
MGS-S Customer 10796	3	108.72	411.36	177,000	-	\$ 3,104.00	\$ 3,262.81	5.12%
MGS-S Customer 10797	3	572.64	2,696.00	1,629,920	-	\$ 16,233.79	\$ 17,070.81	5.16%

Internal Use

Customer	Phase	Jul - Aug KW	Sept - Jun KW	Jan - Dec KWH	Jan - Dec KVAR	Distribution 7/22 Prices	Distribution 8/23 Prices	Distribution % Difference
MGS-S Customer 10798	3	78.94	437.48	132,112	-	\$ 3,059.39	\$ 3,216.13	5.12%
MGS-S Customer 10799	3	104.48	466.16	166,960	-	\$ 3,333.64	\$ 3,504.42	5.12%
MGS-S Customer 10800	3	103.92	343.20	183,120	-	\$ 2,762.46	\$ 2,903.57	5.11%
MGS-S Customer 10801	3	812.00	1,617.00	1,843,858	39.00	\$ 12,643.56	\$ 13,288.64	5.10%
MGS-S Customer 10802	3	70.16	582.48	217,600	-	\$ 3,680.57	\$ 3,869.65	5.14%
MGS-S Customer 10803	3	218.64	983.76	475,680	-	\$ 6,358.54	\$ 6,685.50	5.14%
MGS-S Customer 10804	3	-	22.05	3,893	-	\$ 701.99	\$ 736.92	4.98%
MGS-S Customer 10805	1	29.68	162.78	64,106	-	\$ 1,377.81	\$ 1,447.99	5.09%
MGS-S Customer 10806	3	40.24	203.78	66,290	-	\$ 1,764.92	\$ 1,854.73	5.09%
MGS-S Customer 10807	1	63.03	318.10	170,102	-	\$ 2,280.48	\$ 2,397.27	5.12%
MGS-S Customer 10808	1	58.82	283.13	92,979	-	\$ 2,095.55	\$ 2,202.77	5.12%
MGS-S Customer 10809	1	62.72	465.68	115,680	-	\$ 2,960.58	\$ 3,112.70	5.14%
MGS-S Customer 10810	1	41.46	217.11	42,909	-	\$ 1,694.19	\$ 1,780.71	5.11%
MGS-S Customer 10811	3	47.29	137.80	39,046	-	\$ 1,499.22	\$ 1,575.17	5.07%
MGS-S Customer 10812	1	53.95	90.77	37,772	-	\$ 1,179.82	\$ 1,239.51	5.06%
MGS-S Customer 10813	3	46.84	184.57	91,911	-	\$ 1,712.80	\$ 1,799.85	5.08%
MGS-S Customer 10814	3	35.58	176.45	152,143	-	\$ 1,612.79	\$ 1,694.74	5.08%
MGS-S Customer 10815	1	68.39	297.67	172,967	-	\$ 2,215.84	\$ 2,329.23	5.12%
MGS-S Customer 10816	3	131.41	540.77	329,627	-	\$ 3,827.80	\$ 4,024.02	5.13%
MGS-S Customer 10817	1	23.88	106.64	48,711	-	\$ 1,086.25	\$ 1,141.33	5.07%
MGS-S Customer 10818	1	55.38	65.41	9,696	-	\$ 1,070.59	\$ 1,124.60	5.04%
MGS-S Customer 10819	1	88.67	110.32	42,287	-	\$ 1,462.84	\$ 1,536.94	5.07%
MGS-S Customer 10820	1	53.57	264.33	79,180	-	\$ 1,979.56	\$ 2,080.80	5.11%
MGS-S Customer 10821	1	21.29	92.84	39,578	-	\$ 1,008.12	\$ 1,059.16	5.06%
MGS-S Customer 10822	1	52.63	189.45	65,995	-	\$ 1,628.40	\$ 1,711.40	5.10%
MGS-S Customer 10823	3	54.40	234.96	143,560	-	\$ 1,987.56	\$ 2,088.82	5.09%
MGS-S Customer 10824	1	41.25	198.39	65,894	-	\$ 1,606.54	\$ 1,688.50	5.10%
MGS-S Customer 10825	1	57.75	289.39	124,396	-	\$ 2,118.53	\$ 2,226.96	5.12%
MGS-S Customer 10826	3	246.88	912.72	363,600	-	\$ 6,187.07	\$ 6,504.89	5.14%
MGS-S Customer 10827	3	-	174.35	62,353	-	\$ 1,405.62	\$ 1,477.10	5.09%
MGS-S Customer 10828	1	37.15	166.84	61,531	-	\$ 1,438.02	\$ 1,511.27	5.09%
MGS-S Customer 10829	3	77.67	273.11	121,533	-	\$ 2,292.96	\$ 2,409.89	5.10%
MGS-S Customer 10830	1	72.56	357.76	212,725	-	\$ 2,516.60	\$ 2,645.58	5.13%
MGS-S Customer 10831	1	146.96	685.68	539,200	-	\$ 4,444.51	\$ 4,673.02	5.14%
MGS-S Customer 10832	1	76.32	326.44	159,880	-	\$ 2,392.77	\$ 2,515.28	5.12%
MGS-S Customer 10833	1	31.98	120.11	48,469	-	\$ 1,193.44	\$ 1,254.02	5.08%
MGS-S Customer 10834	1	40.05	168.21	64,702	-	\$ 1,460.45	\$ 1,534.83	5.09%
MGS-S Customer 10835	3	492.00	2,179.36	676,480	4.00	\$ 13,406.16	\$ 14,096.61	5.15%
MGS-S Customer 10836	3	344.16	1,448.96	885,440	-	\$ 9,204.40	\$ 9,678.16	5.15%
MGS-S Customer 10837	1	56.88	181.39	97,300	-	\$ 1,614.75	\$ 1,697.01	5.09%

Internal Use

Customer	Phase	Jul - Aug KW	Sept - Jun KW	Jan - Dec KWH	Jan - Dec KVAR	Distribution 7/22 Prices	Distribution 8/23 Prices	Distribution % Difference
MGS-S Customer 10838	3	219.60	1,275.60	663,800	-	\$ 7,712.17	\$ 8,109.44	5.15%
MGS-S Customer 10839	3	74.72	392.68	102,000	-	\$ 2,829.00	\$ 2,973.80	5.12%
MGS-S Customer 10840	3	95.88	382.76	141,299	-	\$ 2,900.61	\$ 3,048.95	5.11%
MGS-S Customer 10841	3	29.91	113.70	35,363	-	\$ 1,291.41	\$ 1,356.72	5.06%
MGS-S Customer 10842	3	216.24	1,062.96	506,240	-	\$ 6,711.13	\$ 7,056.42	5.15%
MGS-S Customer 10843	3	-	69.60	20,720	-	\$ 921.67	\$ 968.02	5.03%
MGS-S Customer 10844	1	104.75	141.35	56,545	-	\$ 1,695.44	\$ 1,781.49	5.08%
MGS-S Customer 10845	3	123.60	715.28	387,480	-	\$ 4,590.69	\$ 4,826.61	5.14%
MGS-S Customer 10846	3	25.12	148.24	98,240	-	\$ 1,424.40	\$ 1,496.66	5.07%
MGS-S Customer 10847	1	51.36	238.58	123,104	-	\$ 1,848.33	\$ 1,942.77	5.11%
MGS-S Customer 10848	3	64.90	253.29	76,711	-	\$ 2,130.51	\$ 2,239.12	5.10%
MGS-S Customer 10849	3	619.68	2,463.52	1,567,120	6.28	\$ 15,431.48	\$ 16,225.88	5.15%
MGS-S Customer 10850	3	158.24	873.44	129,920	-	\$ 5,513.64	\$ 5,797.22	5.14%
MGS-S Customer 10851	3	60.00	210.28	54,960	-	\$ 1,904.61	\$ 2,001.52	5.09%
MGS-S Customer 10852	3	133.60	419.12	163,200	-	\$ 3,277.93	\$ 3,445.57	5.11%
MGS-S Customer 10853	3	24.70	110.10	40,802	-	\$ 1,245.87	\$ 1,308.85	5.06%
MGS-S Customer 10854	3	33.00	106.40	37,640	-	\$ 1,274.84	\$ 1,339.25	5.05%
MGS-S Customer 10855	1	52.77	217.00	57,259	-	\$ 1,756.45	\$ 1,846.11	5.10%
MGS-S Customer 10856	3	88.88	329.51	160,659	-	\$ 2,615.74	\$ 2,749.35	5.11%
MGS-S Customer 10857	3	47.01	48.08	44,806	-	\$ 1,083.16	\$ 1,137.50	5.02%
MGS-S Customer 10858	1	65.80	71.64	-	-	\$ 1,157.21	\$ 1,215.62	5.05%
MGS-S Customer 10859	3	31.80	182.10	74,632	-	\$ 1,617.91	\$ 1,700.16	5.08%
MGS-S Customer 10860	3	160.16	636.40	333,680	-	\$ 4,429.18	\$ 4,656.40	5.13%
MGS-S Customer 10861	3	145.64	444.64	156,560	-	\$ 3,462.66	\$ 3,639.79	5.12%
MGS-S Customer 10862	3	88.60	440.10	13,200	680.25	\$ 4,281.54	\$ 4,441.61	3.74%
MGS-S Customer 10863	1	54.97	204.78	92,132	-	\$ 1,712.21	\$ 1,799.55	5.10%
MGS-S Customer 10864	1	59.36	118.58	36,919	-	\$ 1,338.33	\$ 1,406.21	5.07%
MGS-S Customer 10865	1	41.26	97.55	25,279	-	\$ 1,140.71	\$ 1,198.48	5.06%
MGS-S Customer 10866	3	85.22	745.22	180,920	-	\$ 4,516.01	\$ 4,748.36	5.15%
MGS-S Customer 10867	1	40.51	169.74	61,855	-	\$ 1,470.07	\$ 1,544.95	5.09%
MGS-S Customer 10868	3	49.39	184.93	91,242	-	\$ 1,728.61	\$ 1,816.46	5.08%
MGS-S Customer 10869	3	397.12	1,996.96	1,034,560	-	\$ 12,030.09	\$ 12,650.20	5.15%
MGS-S Customer 10870	3	45.56	236.27	63,847	-	\$ 1,944.55	\$ 2,043.65	5.10%
MGS-S Customer 10871	3	177.10	745.76	181,380	-	\$ 5,028.44	\$ 5,286.65	5.13%
MGS-S Customer 10872	3	296.96	1,196.00	552,000	-	\$ 7,773.77	\$ 8,173.60	5.14%
MGS-S Customer 10873	1	38.27	161.06	46,945	-	\$ 1,417.54	\$ 1,489.71	5.09%
MGS-S Customer 10874	3	32.62	146.79	97,895	-	\$ 1,459.33	\$ 1,533.33	5.07%
MGS-S Customer 10875	3	141.68	575.68	201,600	-	\$ 4,046.09	\$ 4,253.56	5.13%
MGS-S Customer 10876	1	31.26	150.68	46,366	-	\$ 1,330.67	\$ 1,398.39	5.09%
MGS-S Customer 10877	3	329.44	1,037.76	548,440	-	\$ 7,222.96	\$ 7,593.91	5.14%

Internal Use

Customer	Phase	Jul - Aug KW	Sept - Jun KW	Jan - Dec KWH	Jan - Dec KVAR	Distribution 7/22 Prices	Distribution 8/23 Prices	Distribution % Difference
MGS-S Customer 10878	3	84.34	346.65	183,247	-	\$ 2,669.73	\$ 2,806.18	5.11%
MGS-S Customer 10879	3	91.68	468.24	206,240	-	\$ 3,272.21	\$ 3,439.90	5.12%
MGS-S Customer 10880	3	522.44	1,965.92	859,200	-	\$ 12,582.21	\$ 13,229.96	5.15%
MGS-S Customer 10881	3	791.20	2,711.04	1,481,920	449.36	\$ 18,280.20	\$ 19,182.02	4.93%
MGS-S Customer 10882	3	478.56	1,795.84	1,228,960	-	\$ 11,552.91	\$ 12,147.55	5.15%
MGS-S Customer 10883	3	40.00	179.67	42,302	-	\$ 1,652.20	\$ 1,736.16	5.08%
MGS-S Customer 10884	1	72.70	93.15	29,555	-	\$ 1,294.88	\$ 1,360.39	5.06%
MGS-S Customer 10885	3	42.96	225.82	94,734	-	\$ 1,881.84	\$ 1,977.70	5.09%
MGS-S Customer 10886	3	41.34	140.25	27,418	-	\$ 1,477.51	\$ 1,552.39	5.07%
MGS-S Customer 10887	3	46.18	170.59	62,826	-	\$ 1,644.54	\$ 1,728.06	5.08%
MGS-S Customer 10888	3	44.11	125.23	58,410	-	\$ 1,423.49	\$ 1,495.54	5.06%
MGS-S Customer 10889	1	93.60	626.88	283,280	-	\$ 3,876.71	\$ 4,076.16	5.14%
MGS-S Customer 10890	3	7.12	146.24	39,040	-	\$ 1,315.26	\$ 1,382.00	5.07%
MGS-S Customer 10891	1	82.64	484.80	186,400	-	\$ 3,159.47	\$ 3,321.76	5.14%
MGS-S Customer 10892	3	374.72	1,783.60	354,160	0.68	\$ 10,921.20	\$ 11,483.83	5.15%
MGS-S Customer 10893	3	99.95	447.60	152,588	-	\$ 3,222.75	\$ 3,387.80	5.12%
MGS-S Customer 10894	3	334.08	1,505.28	375,360	60.24	\$ 9,511.07	\$ 9,995.52	5.09%
MGS-S Customer 10895	3	410.40	2,366.70	886,800	699.75	\$ 15,001.57	\$ 15,714.13	4.75%
MGS-S Customer 10896	3	61.17	232.11	113,932	-	\$ 2,011.96	\$ 2,114.44	5.09%
MGS-S Customer 10897	1	54.20	238.92	77,210	-	\$ 1,865.66	\$ 1,960.98	5.11%
MGS-S Customer 10898	1	40.72	132.02	46,737	-	\$ 1,296.97	\$ 1,362.85	5.08%
MGS-S Customer 10899	1	48.36	192.00	76,640	-	\$ 1,616.48	\$ 1,698.90	5.10%
MGS-S Customer 10900	3	63.60	531.92	299,200	-	\$ 3,410.57	\$ 3,585.68	5.13%
MGS-S Customer 10901	3	29.90	129.62	43,383	-	\$ 1,364.91	\$ 1,434.03	5.06%
MGS-S Customer 10902	3	265.60	911.92	490,000	-	\$ 6,287.27	\$ 6,610.14	5.14%
MGS-S Customer 10903	3	207.96	912.84	439,560	-	\$ 5,971.62	\$ 6,278.57	5.14%
MGS-S Customer 10904	3	45.12	158.04	66,960	-	\$ 1,580.68	\$ 1,660.88	5.07%
MGS-S Customer 10905	3	142.20	551.04	283,200	-	\$ 3,935.13	\$ 4,136.84	5.13%
MGS-S Customer 10906	3	30.92	125.52	50,120	-	\$ 1,351.63	\$ 1,420.05	5.06%
MGS-S Customer 10907	3	335.00	1,425.60	743,200	-	\$ 9,045.64	\$ 9,511.23	5.15%
MGS-S Customer 10908	3	192.00	978.00	331,560	-	\$ 6,184.08	\$ 6,502.20	5.14%
MGS-S Customer 10909	3	599.00	2,419.00	1,282,000	-	\$ 15,100.35	\$ 15,878.27	5.15%
MGS-S Customer 10910	3	169.08	669.12	260,280	-	\$ 4,629.85	\$ 4,867.42	5.13%
MGS-S Customer 10911	3	43.27	132.68	67,640	-	\$ 1,453.25	\$ 1,526.85	5.06%
MGS-S Customer 10912	3	183.60	762.96	316,640	-	\$ 5,143.98	\$ 5,408.13	5.14%
MGS-S Customer 10913	3	90.12	698.00	192,920	-	\$ 4,325.05	\$ 4,547.44	5.14%
MGS-S Customer 10914	3	47.39	224.94	76,230	-	\$ 1,902.36	\$ 1,999.25	5.09%
MGS-S Customer 10915	3	73.43	459.81	58,519	-	\$ 3,131.98	\$ 3,292.53	5.13%
MGS-S Customer 10916	3	43.89	181.07	49,421	-	\$ 1,680.25	\$ 1,765.64	5.08%
MGS-S Customer 10917	3	52.80	855.76	126,720	-	\$ 4,846.77	\$ 5,096.58	5.15%

Internal Use

Customer	Phase	Jul - Aug KW	Sept - Jun KW	Jan - Dec KWH	Jan - Dec KVAR	Distribution 7/22 Prices	Distribution 8/23 Prices	Distribution % Difference
MGS-S Customer 10918	3	33.32	296.20	131,580	-	\$ 2,153.49	\$ 2,263.55	5.11%
MGS-S Customer 10919	1	60.24	299.24	151,720	-	\$ 2,177.86	\$ 2,289.35	5.12%
MGS-S Customer 10920	1	43.20	212.87	74,869	-	\$ 1,684.26	\$ 1,770.24	5.10%
MGS-S Customer 10921	1	29.40	229.44	70,440	-	\$ 1,684.22	\$ 1,770.32	5.11%
MGS-S Customer 10922	3	75.73	360.51	140,421	-	\$ 2,685.98	\$ 2,823.34	5.11%
MGS-S Customer 10923	3	47.81	182.53	51,434	-	\$ 1,708.75	\$ 1,795.59	5.08%
MGS-S Customer 10924	3	80.28	554.52	229,440	-	\$ 3,607.56	\$ 3,792.76	5.13%
MGS-S Customer 10925	3	129.64	384.00	198,880	-	\$ 3,093.70	\$ 3,251.80	5.11%
MGS-S Customer 10926	3	285.12	988.44	396,240	-	\$ 6,749.13	\$ 7,095.83	5.14%
MGS-S Customer 10927	3	208.32	830.32	379,440	-	\$ 5,592.37	\$ 5,879.62	5.14%
MGS-S Customer 10928	1	44.24	146.64	46,240	-	\$ 1,384.05	\$ 1,454.43	5.09%
MGS-S Customer 10929	3	63.38	229.99	122,741	-	\$ 2,014.43	\$ 2,117.02	5.09%
MGS-S Customer 10930	3	32.87	117.28	72,755	-	\$ 1,324.38	\$ 1,391.37	5.06%
MGS-S Customer 10931	3	121.76	507.68	309,760	-	\$ 3,621.37	\$ 3,806.95	5.12%
MGS-S Customer 10932	1	77.48	366.33	78,136	-	\$ 2,583.50	\$ 2,715.91	5.13%
MGS-S Customer 10933	3	253.76	999.20	536,320	-	\$ 6,624.79	\$ 6,965.29	5.14%
MGS-S Customer 10934	3	50.57	250.68	82,819	-	\$ 2,038.93	\$ 2,142.89	5.10%
MGS-S Customer 10935	3	213.52	862.80	537,440	-	\$ 5,771.29	\$ 6,067.79	5.14%
MGS-S Customer 10936	3	288.20	999.00	580,000	-	\$ 6,815.01	\$ 7,165.11	5.14%
MGS-S Customer 10937	1	84.12	514.20	159,720	-	\$ 3,303.51	\$ 3,473.27	5.14%
MGS-S Customer 10938	1	29.41	102.51	57,650	-	\$ 1,097.86	\$ 1,153.50	5.07%
MGS-S Customer 10939	3	69.00	229.72	73,362	-	\$ 2,044.38	\$ 2,148.47	5.09%
MGS-S Customer 10940	3	93.92	337.20	168,800	-	\$ 2,679.24	\$ 2,816.11	5.11%
MGS-S Customer 10941	1	0.32	355.96	9,300	-	\$ 2,107.35	\$ 2,215.67	5.14%
MGS-S Customer 10942	1	70.85	308.27	125,017	-	\$ 2,278.46	\$ 2,395.09	5.12%
MGS-S Customer 10943	1	23.04	182.07	73,537	-	\$ 1,430.08	\$ 1,503.02	5.10%
MGS-S Customer 10944	3	14.38	161.71	64,954	-	\$ 1,427.03	\$ 1,499.51	5.08%
MGS-S Customer 10945	1	47.31	370.92	71,454	-	\$ 2,437.26	\$ 2,562.33	5.13%
MGS-S Customer 10946	3	392.48	1,287.20	875,280	-	\$ 8,725.25	\$ 9,173.71	5.14%
MGS-S Customer 10947	1	77.94	333.07	151,643	-	\$ 2,432.39	\$ 2,556.95	5.12%
MGS-S Customer 10948	3	65.44	229.92	83,840	-	\$ 2,025.54	\$ 2,128.69	5.09%
MGS-S Customer 10949	1	27.33	122.24	47,451	-	\$ 1,177.47	\$ 1,237.26	5.08%
MGS-S Customer 10950	3	188.64	890.08	392,080	-	\$ 5,759.24	\$ 6,055.32	5.14%
MGS-S Customer 10951	3	675.36	2,555.76	1,428,000	-	\$ 16,155.98	\$ 16,988.10	5.15%
MGS-S Customer 10952	3	31.64	216.12	73,280	-	\$ 1,774.20	\$ 1,864.56	5.09%
MGS-S Customer 10953	3	204.32	865.60	570,000	-	\$ 5,733.17	\$ 6,027.76	5.14%
MGS-S Customer 10954	1	44.99	186.14	66,220	-	\$ 1,570.70	\$ 1,650.77	5.10%
MGS-S Customer 10955	3	54.60	216.02	132,315	-	\$ 1,901.16	\$ 1,997.94	5.09%
MGS-S Customer 10956	3	154.12	603.40	266,320	-	\$ 4,243.19	\$ 4,460.80	5.13%
MGS-S Customer 10957	1	61.08	247.24	54,800	-	\$ 1,942.28	\$ 2,041.52	5.11%

Internal Use

Customer	Phase	Jul - Aug KW	Sept - Jun KW	Jan - Dec KWH	Jan - Dec KVAR	Distribution 7/22 Prices	Distribution 8/23 Prices	Distribution % Difference
MGS-S Customer 10958	1	91.38	104.55	47,587	-	\$ 1,451.22	\$ 1,524.70	5.06%
MGS-S Customer 10959	3	54.08	250.16	100,120	-	\$ 2,056.00	\$ 2,160.82	5.10%
MGS-S Customer 10960	3	107.80	470.84	247,640	-	\$ 3,373.69	\$ 3,546.52	5.12%
MGS-S Customer 10961	1	47.73	198.20	102,313	-	\$ 1,641.63	\$ 1,725.36	5.10%
MGS-S Customer 10962	3	50.76	177.36	69,204	-	\$ 1,701.24	\$ 1,787.66	5.08%
MGS-S Customer 10963	3	60.24	284.72	72,640	-	\$ 2,249.86	\$ 2,364.70	5.10%
MGS-S Customer 10964	1	66.18	159.07	48,942	-	\$ 1,563.24	\$ 1,642.75	5.09%
MGS-S Customer 10965	1	37.11	141.24	53,772	-	\$ 1,319.53	\$ 1,386.62	5.08%
MGS-S Customer 10966	3	97.60	283.28	126,240	-	\$ 2,450.55	\$ 2,575.51	5.10%
MGS-S Customer 10967	3	66.78	209.85	78,036	-	\$ 1,940.26	\$ 2,038.96	5.09%
MGS-S Customer 10968	3	122.08	523.24	262,500	-	\$ 3,695.03	\$ 3,884.43	5.13%
MGS-S Customer 10969	3	88.31	382.03	213,656	-	\$ 2,855.22	\$ 3,001.27	5.12%
MGS-S Customer 10970	3	258.72	986.52	560,040	-	\$ 6,593.74	\$ 6,932.58	5.14%
MGS-S Customer 10971	3	84.81	256.72	111,255	-	\$ 2,256.86	\$ 2,371.86	5.10%
MGS-S Customer 10972	1	41.08	206.04	88,240	-	\$ 1,640.94	\$ 1,724.69	5.10%
MGS-S Customer 10973	3	244.32	1,199.96	594,480	-	\$ 7,499.91	\$ 7,885.95	5.15%
MGS-S Customer 10974	3	29.80	386.08	66,880	-	\$ 2,549.20	\$ 2,679.84	5.12%
MGS-S Customer 10975	3	52.28	246.74	83,884	-	\$ 2,030.21	\$ 2,133.71	5.10%
MGS-S Customer 10976	3	72.38	276.52	89,368	-	\$ 2,279.35	\$ 2,395.62	5.10%
MGS-S Customer 10977	1	46.12	165.30	73,773	-	\$ 1,480.69	\$ 1,556.08	5.09%
MGS-S Customer 10978	3	202.00	799.20	514,720	-	\$ 5,413.52	\$ 5,691.53	5.14%
MGS-S Customer 10979	1	24.62	143.43	48,457	-	\$ 1,260.33	\$ 1,324.44	5.09%
MGS-S Customer 10980	3	87.75	476.84	83,149	-	\$ 3,290.13	\$ 3,458.78	5.13%
MGS-S Customer 10981	3	104.96	515.12	349,760	-	\$ 3,562.50	\$ 3,745.16	5.13%
MGS-S Customer 10982	3	77.76	273.53	132,256	-	\$ 2,295.40	\$ 2,412.46	5.10%
MGS-S Customer 10983	3	3.54	281.52	495,160	-	\$ 1,920.39	\$ 2,018.59	5.11%
MGS-S Customer 10984	3	107.36	407.66	145,300	-	\$ 3,079.36	\$ 3,236.90	5.12%
MGS-S Customer 10985	1	1.92	211.56	40,680	-	\$ 1,449.10	\$ 1,523.22	5.11%
MGS-S Customer 10986	3	185.60	1,250.08	583,520	-	\$ 7,405.57	\$ 7,787.20	5.15%
MGS-S Customer 10987	3	33.49	212.23	66,292	-	\$ 1,766.49	\$ 1,856.44	5.09%
MGS-S Customer 10988	1	-	-	83,505	-	\$ 461.04	\$ 483.84	4.95%
MGS-S Customer 10989	3	58.57	181.71	65,785	-	\$ 1,764.68	\$ 1,854.33	5.08%
MGS-S Customer 10990	3	53.86	247.58	109,080	-	\$ 2,042.86	\$ 2,147.00	5.10%
MGS-S Customer 10991	1	91.52	467.24	208,600	-	\$ 3,127.62	\$ 3,288.19	5.13%
MGS-S Customer 10992	3	64.32	591.36	164,640	-	\$ 3,689.18	\$ 3,878.76	5.14%
MGS-S Customer 10993	3	109.49	422.89	220,267	-	\$ 3,161.54	\$ 3,323.33	5.12%
MGS-S Customer 10994	3	30.16	130.86	84,007	-	\$ 1,372.08	\$ 1,441.57	5.06%
MGS-S Customer 10995	1	60.73	254.49	155,052	-	\$ 1,973.84	\$ 2,074.72	5.11%
MGS-S Customer 10996	3	65.50	235.27	112,168	-	\$ 2,050.59	\$ 2,155.04	5.09%
MGS-S Customer 10997	3	8.76	86.08	3,080	-	\$ 1,046.43	\$ 1,099.18	5.04%

Internal Use

Customer	Phase	Jul - Aug KW	Sept - Jun KW	Jan - Dec KWH	Jan - Dec KVAR	Distribution 7/22 Prices	Distribution 8/23 Prices	Distribution % Difference
MGS-S Customer 10998	3	32.91	159.09	59,650	-	\$ 1,517.77	\$ 1,594.80	5.08%
MGS-S Customer 10999	1	76.00	389.60	17,040	-	\$ 2,682.79	\$ 2,820.38	5.13%
MGS-S Customer 11000	3	279.12	1,730.64	533,360	241.28	\$ 10,554.97	\$ 11,078.12	4.96%
MGS-S Customer 11001	1	36.33	149.46	58,946	-	\$ 1,353.18	\$ 1,422.02	5.09%
MGS-S Customer 11002	1	205.68	1,005.76	599,520	-	\$ 6,249.18	\$ 6,570.95	5.15%
MGS-S Customer 11003	1	98.88	454.48	102,800	-	\$ 3,109.52	\$ 3,269.08	5.13%
MGS-S Customer 11004	3	39.64	528.60	285,814	13.78	\$ 3,285.68	\$ 3,453.28	5.10%
MGS-S Customer 11005	1	32.06	206.01	96,004	-	\$ 1,590.74	\$ 1,671.96	5.11%
MGS-S Customer 11006	1	54.86	227.62	104,007	-	\$ 1,817.12	\$ 1,909.91	5.11%
MGS-S Customer 11007	3	112.44	482.12	271,280	2.38	\$ 3,455.60	\$ 3,632.43	5.12%
MGS-S Customer 11008	1	63.53	261.75	136,446	-	\$ 2,022.92	\$ 2,126.32	5.11%
MGS-S Customer 11009	3	67.20	219.00	59,360	-	\$ 1,984.86	\$ 2,085.88	5.09%
MGS-S Customer 11010	1	33.84	218.21	54,833	-	\$ 1,656.98	\$ 1,741.63	5.11%
MGS-S Customer 11011	3	218.72	916.00	343,000	-	\$ 6,045.94	\$ 6,356.66	5.14%
MGS-S Customer 11012	3	208.32	452.52	178,560	-	\$ 3,846.94	\$ 4,043.51	5.11%
MGS-S Customer 11013	1	40.56	195.65	102,645	-	\$ 1,590.05	\$ 1,671.16	5.10%
MGS-S Customer 11014	3	59.08	306.08	34,480	-	\$ 2,342.10	\$ 2,461.75	5.11%
MGS-S Customer 11015	3	196.24	618.48	160,160	572.56	\$ 5,519.98	\$ 5,753.00	4.22%
MGS-S Customer 11016	3	58.19	112.35	48,060	-	\$ 1,442.13	\$ 1,515.03	5.06%
MGS-S Customer 11017	3	126.29	441.35	169,839	-	\$ 3,340.07	\$ 3,510.99	5.12%
MGS-S Customer 11018	3	89.04	466.48	171,120	-	\$ 3,249.43	\$ 3,415.96	5.12%
MGS-S Customer 11019	3	47.62	193.42	110,136	-	\$ 1,758.01	\$ 1,847.41	5.09%
MGS-S Customer 11020	3	252.24	1,138.32	526,800	-	\$ 7,259.09	\$ 7,632.55	5.14%
MGS-S Customer 11021	3	54.89	186.03	34,649	-	\$ 1,764.22	\$ 1,853.87	5.08%
MGS-S Customer 11022	1	22.25	136.09	75,301	-	\$ 1,213.26	\$ 1,274.95	5.08%
MGS-S Customer 11023	1	53.03	216.46	66,360	-	\$ 1,755.40	\$ 1,845.00	5.10%
MGS-S Customer 11024	1	88.86	391.24	208,040	-	\$ 2,761.74	\$ 2,903.32	5.13%
MGS-S Customer 11025	1	50.69	249.52	81,923	-	\$ 1,895.15	\$ 1,992.03	5.11%
MGS-S Customer 11026	1	31.07	202.17	62,050	-	\$ 1,567.50	\$ 1,647.52	5.10%
MGS-S Customer 11027	3	65.67	240.44	66,266	-	\$ 2,075.42	\$ 2,181.15	5.09%
MGS-S Customer 11028	3	68.17	234.35	74,421	-	\$ 2,061.16	\$ 2,166.13	5.09%
MGS-S Customer 11029	3	67.22	249.89	115,257	-	\$ 2,127.68	\$ 2,236.12	5.10%
MGS-S Customer 11030	3	167.60	606.80	216,560	-	\$ 4,333.72	\$ 4,555.92	5.13%
MGS-S Customer 11031	3	23.73	230.09	100,858	-	\$ 1,794.84	\$ 1,886.34	5.10%
MGS-S Customer 11032	3	31.89	150.97	57,413	-	\$ 1,474.59	\$ 1,549.39	5.07%
MGS-S Customer 11033	3	-	198.37	19,791	-	\$ 1,516.59	\$ 1,593.84	5.09%
MGS-S Customer 11034	3	57.20	207.12	94,720	-	\$ 1,874.47	\$ 1,969.84	5.09%
MGS-S Customer 11035	3	80.13	393.96	167,237	-	\$ 2,864.94	\$ 3,011.56	5.12%
MGS-S Customer 11036	3	151.68	594.96	271,680	-	\$ 4,190.66	\$ 4,405.56	5.13%
MGS-S Customer 11037	1	32.25	44.19	18,510	-	\$ 844.19	\$ 886.62	5.03%

Internal Use

Customer	Phase	Jul - Aug KW	Sept - Jun KW	Jan - Dec KWH	Jan - Dec KVAR	Distribution 7/22 Prices	Distribution 8/23 Prices	Distribution % Difference
MGS-S Customer 11038	3	237.28	958.08	518,960	-	\$ 6,343.35	\$ 6,669.37	5.14%
MGS-S Customer 11039	3	188.72	822.16	376,960	-	\$ 5,445.90	\$ 5,725.70	5.14%
MGS-S Customer 11040	1	35.26	165.07	115,067	-	\$ 1,419.36	\$ 1,491.65	5.09%
MGS-S Customer 11041	3	124.80	465.52	183,600	-	\$ 3,443.46	\$ 3,619.77	5.12%
MGS-S Customer 11042	1	75.45	337.34	128,081	-	\$ 2,438.30	\$ 2,563.19	5.12%
MGS-S Customer 11043	3	87.52	319.85	175,656	-	\$ 2,563.56	\$ 2,694.47	5.11%
MGS-S Customer 11044	1	91.34	423.25	67,093	-	\$ 2,923.39	\$ 3,073.35	5.13%
MGS-S Customer 11045	3	54.88	196.71	53,596	-	\$ 1,813.50	\$ 1,905.72	5.09%
MGS-S Customer 11046	1	56.40	267.28	42,920	-	\$ 2,008.89	\$ 2,111.63	5.11%
MGS-S Customer 11047	3	109.80	523.32	239,280	-	\$ 3,627.25	\$ 3,813.23	5.13%
MGS-S Customer 11048	1	57.92	66.29	24,436	-	\$ 1,088.76	\$ 1,143.68	5.04%
MGS-S Customer 11049	3	103.44	353.28	148,320	1.24	\$ 2,808.47	\$ 2,951.86	5.11%
MGS-S Customer 11050	3	51.55	257.20	86,100	32.65	\$ 2,129.99	\$ 2,235.79	4.97%
MGS-S Customer 11051	3	573.36	2,298.36	1,506,120	195.12	\$ 14,732.40	\$ 15,474.18	5.04%
MGS-S Customer 11052	1	120.63	150.95	60,096	-	\$ 1,827.93	\$ 1,920.73	5.08%
MGS-S Customer 11053	1	121.58	113.09	46,154	-	\$ 1,658.28	\$ 1,742.27	5.06%
MGS-S Customer 11054	1	184.60	202.68	62,080	-	\$ 2,421.95	\$ 2,545.08	5.08%
MGS-S Customer 11055	1	63.56	247.18	112,822	-	\$ 1,955.77	\$ 2,055.69	5.11%
MGS-S Customer 11056	1	55.10	92.58	57,060	-	\$ 1,194.56	\$ 1,255.01	5.06%
MGS-S Customer 11057	3	48.55	205.93	68,931	-	\$ 1,820.97	\$ 1,913.63	5.09%
MGS-S Customer 11058	1	61.95	223.23	70,418	-	\$ 1,836.19	\$ 1,929.91	5.10%
MGS-S Customer 11059	3	94.52	424.70	148,280	-	\$ 3,086.82	\$ 3,244.85	5.12%
MGS-S Customer 11060	3	97.76	415.04	158,000	-	\$ 3,060.17	\$ 3,216.80	5.12%
MGS-S Customer 11061	1	53.37	308.32	133,309	-	\$ 2,181.68	\$ 2,293.42	5.12%
MGS-S Customer 11062	3	21.61	137.41	60,779	-	\$ 1,354.89	\$ 1,423.56	5.07%
MGS-S Customer 11063	3	281.60	1,281.12	661,920	-	\$ 8,081.77	\$ 8,497.73	5.15%
MGS-S Customer 11064	1	43.76	134.80	26,600	-	\$ 1,326.68	\$ 1,394.09	5.08%
MGS-S Customer 11065	1	70.09	276.20	137,600	-	\$ 2,126.08	\$ 2,234.80	5.11%
MGS-S Customer 11066	1	29.62	37.08	10,916	-	\$ 796.74	\$ 836.73	5.02%
MGS-S Customer 11067	1	100.10	498.28	224,443	-	\$ 3,318.65	\$ 3,489.06	5.13%
MGS-S Customer 11068	3	76.66	233.09	107,532	-	\$ 2,102.46	\$ 2,209.51	5.09%
MGS-S Customer 11069	3	53.72	84.42	38,506	-	\$ 1,288.29	\$ 1,353.23	5.04%
MGS-S Customer 11070	1	-	170.83	83,165	-	\$ 1,250.27	\$ 1,314.07	5.10%
MGS-S Customer 11071	3	231.04	1,067.52	455,600	-	\$ 6,814.33	\$ 7,164.87	5.14%
MGS-S Customer 11072	3	33.92	126.24	52,440	-	\$ 1,371.60	\$ 1,441.04	5.06%
MGS-S Customer 11073	3	63.75	234.04	92,491	-	\$ 2,035.20	\$ 2,138.86	5.09%
MGS-S Customer 11074	3	255.36	1,520.96	474,880	-	\$ 9,044.20	\$ 9,510.37	5.15%
MGS-S Customer 11075	1	37.43	180.71	75,056	-	\$ 1,503.66	\$ 1,580.31	5.10%
MGS-S Customer 11076	3	59.12	282.51	79,355	-	\$ 2,233.43	\$ 2,347.43	5.10%
MGS-S Customer 11077	1	78.83	312.13	162,959	-	\$ 2,340.59	\$ 2,460.37	5.12%

Internal Use

Customer	Phase	Jul - Aug KW	Sept - Jun KW	Jan - Dec KWH	Jan - Dec KVAR	Distribution 7/22 Prices	Distribution 8/23 Prices	Distribution % Difference
MGS-S Customer 11078	1	73.57	101.73	42,462	-	\$ 1,339.35	\$ 1,407.16	5.06%
MGS-S Customer 11079	1	62.88	364.00	70,760	-	\$ 2,491.70	\$ 2,619.47	5.13%
MGS-S Customer 11080	3	211.50	1,000.51	500,912	-	\$ 6,396.30	\$ 6,725.28	5.14%
MGS-S Customer 11081	1	35.48	175.12	32,840	-	\$ 1,467.01	\$ 1,541.77	5.10%
MGS-S Customer 11082	3	74.17	415.94	73,157	-	\$ 2,933.41	\$ 3,083.64	5.12%
MGS-S Customer 11083	1	53.71	256.21	42,050	-	\$ 1,942.82	\$ 2,042.15	5.11%
MGS-S Customer 11084	3	47.68	381.28	113,840	-	\$ 2,626.26	\$ 2,760.76	5.12%
MGS-S Customer 11085	1	19.45	58.33	21,580	-	\$ 838.47	\$ 880.72	5.04%
MGS-S Customer 11086	3	165.24	681.44	134,760	-	\$ 4,665.45	\$ 4,904.91	5.13%
MGS-S Customer 11087	3	44.52	182.00	49,720	-	\$ 1,688.05	\$ 1,773.83	5.08%
MGS-S Customer 11088	3	42.18	245.84	116,680	-	\$ 1,970.00	\$ 2,070.45	5.10%
MGS-S Customer 11089	3	76.96	287.68	118,160	-	\$ 2,356.33	\$ 2,476.56	5.10%
MGS-S Customer 11090	3	95.08	400.36	228,480	-	\$ 2,977.48	\$ 3,129.83	5.12%
MGS-S Customer 11091	3	91.91	306.27	104,886	-	\$ 2,525.19	\$ 2,654.07	5.10%
MGS-S Customer 11092	1	20.86	72.04	6,475	-	\$ 909.64	\$ 955.57	5.05%
MGS-S Customer 11093	1	48.40	212.80	90,781	-	\$ 1,712.80	\$ 1,800.22	5.10%
MGS-S Customer 11094	3	98.32	312.00	70,720	-	\$ 2,587.24	\$ 2,719.29	5.10%
MGS-S Customer 11095	3	104.92	284.91	127,255	-	\$ 2,498.71	\$ 2,626.11	5.10%
MGS-S Customer 11096	3	23.95	225.38	55,180	-	\$ 1,774.30	\$ 1,864.74	5.10%
MGS-S Customer 11097	1	106.45	515.53	164,345	-	\$ 3,433.59	\$ 3,609.92	5.14%
MGS-S Customer 11098	1	181.52	333.12	119,760	-	\$ 3,007.49	\$ 3,161.06	5.11%
MGS-S Customer 11099	1	88.12	160.84	73,080	-	\$ 1,693.19	\$ 1,779.26	5.08%
MGS-S Customer 11100	1	46.19	198.63	95,016	-	\$ 1,635.07	\$ 1,718.47	5.10%
MGS-S Customer 11101	1	180.56	240.96	107,680	-	\$ 2,576.38	\$ 2,707.57	5.09%
MGS-S Customer 11102	1	201.04	319.28	126,240	-	\$ 3,051.89	\$ 3,207.60	5.10%
MGS-S Customer 11103	3	142.48	559.76	312,880	-	\$ 3,976.98	\$ 4,180.85	5.13%
MGS-S Customer 11104	1	132.36	244.36	79,560	-	\$ 2,324.58	\$ 2,443.09	5.10%
MGS-S Customer 11105	1	131.64	244.56	87,280	-	\$ 2,321.51	\$ 2,439.86	5.10%
MGS-S Customer 11106	3	83.20	428.08	198,960	-	\$ 3,039.61	\$ 3,195.28	5.12%
MGS-S Customer 11107	1	47.95	100.20	37,289	-	\$ 1,190.09	\$ 1,250.36	5.06%
MGS-S Customer 11108	1	36.01	194.49	110,843	-	\$ 1,559.44	\$ 1,639.00	5.10%
MGS-S Customer 11109	3	69.56	204.55	86,644	-	\$ 1,931.20	\$ 2,029.41	5.09%
MGS-S Customer 11110	3	44.62	214.73	47,384	-	\$ 1,839.81	\$ 1,933.48	5.09%
MGS-S Customer 11111	3	194.90	866.77	379,966	-	\$ 5,686.29	\$ 5,978.53	5.14%
MGS-S Customer 11112	3	68.92	328.68	109,840	-	\$ 2,501.13	\$ 2,628.95	5.11%
MGS-S Customer 11113	3	68.64	422.56	151,680	-	\$ 2,933.30	\$ 3,083.57	5.12%
MGS-S Customer 11114	1	47.93	225.61	87,828	-	\$ 1,769.37	\$ 1,859.74	5.11%
MGS-S Customer 11115	3	53.70	269.52	136,200	-	\$ 2,143.34	\$ 2,252.70	5.10%
MGS-S Customer 11116	3	59.78	248.35	108,732	-	\$ 2,079.28	\$ 2,185.26	5.10%
MGS-S Customer 11117	3	355.84	1,431.68	837,600	-	\$ 9,189.39	\$ 9,662.27	5.15%

Internal Use

Customer	Phase	Jul - Aug KW	Sept - Jun KW	Jan - Dec KWH	Jan - Dec KVAR	Distribution 7/22 Prices	Distribution 8/23 Prices	Distribution % Difference
MGS-S Customer 11118	3	50.40	263.00	184,400	-	\$ 2,094.90	\$ 2,201.77	5.10%
MGS-S Customer 11119	3	54.00	477.60	136,560	-	\$ 3,106.33	\$ 3,265.72	5.13%
MGS-S Customer 11120	3	5.70	28.30	18,200	-	\$ 762.50	\$ 800.53	4.99%
MGS-S Customer 11121	1	80.44	143.40	49,680	-	\$ 1,569.99	\$ 1,649.73	5.08%
MGS-S Customer 11122	3	78.94	424.11	218,583	-	\$ 2,997.63	\$ 3,151.15	5.12%
MGS-S Customer 11123	1	39.42	139.88	54,017	-	\$ 1,326.07	\$ 1,393.48	5.08%
MGS-S Customer 11124	3	56.30	250.28	98,273	-	\$ 2,068.88	\$ 2,174.35	5.10%
MGS-S Customer 11125	1	117.76	1,123.32	109,800	-	\$ 6,304.35	\$ 6,629.72	5.16%
MGS-S Customer 11126	1	36.83	122.17	42,324	-	\$ 1,229.87	\$ 1,292.31	5.08%
MGS-S Customer 11127	3	39.71	153.47	47,026	-	\$ 1,529.54	\$ 1,607.13	5.07%
MGS-S Customer 11128	3	83.52	289.52	125,280	-	\$ 2,401.24	\$ 2,523.75	5.10%
MGS-S Customer 11129	1	109.34	205.77	82,237	-	\$ 2,018.53	\$ 2,121.33	5.09%
MGS-S Customer 11130	3	37.64	186.16	38,320	-	\$ 1,669.08	\$ 1,753.94	5.08%
MGS-S Customer 11131	1	61.52	246.96	74,869	-	\$ 1,943.43	\$ 2,042.73	5.11%
MGS-S Customer 11132	1	17.89	78.39	55,537	-	\$ 922.49	\$ 969.11	5.05%
MGS-S Customer 11133	3	195.60	839.52	388,400	-	\$ 5,564.28	\$ 5,850.18	5.14%
MGS-S Customer 11134	3	47.10	191.62	69,415	-	\$ 1,746.81	\$ 1,835.63	5.08%
MGS-S Customer 11135	1	35.78	160.33	70,722	-	\$ 1,400.34	\$ 1,471.64	5.09%
MGS-S Customer 11136	3	76.68	457.08	26,360	-	\$ 3,137.40	\$ 3,298.21	5.13%
MGS-S Customer 11137	3	39.30	169.22	49,850	-	\$ 1,600.03	\$ 1,681.29	5.08%
MGS-S Customer 11138	3	26.84	183.08	40,440	-	\$ 1,594.91	\$ 1,676.01	5.08%
MGS-S Customer 11139	3	25.52	129.67	76,530	-	\$ 1,340.83	\$ 1,408.74	5.06%
MGS-S Customer 11140	1	65.31	225.54	85,591	-	\$ 1,865.51	\$ 1,960.72	5.10%
MGS-S Customer 11141	1	96.96	418.56	199,440	-	\$ 2,932.92	\$ 3,083.32	5.13%
MGS-S Customer 11142	3	610.80	2,169.84	1,373,760	1,432.08	\$ 16,449.26	\$ 17,170.68	4.39%
MGS-S Customer 11143	3	63.60	347.68	184,320	-	\$ 2,559.38	\$ 2,690.27	5.11%
MGS-S Customer 11144	3	383.12	1,052.32	499,680	-	\$ 7,588.15	\$ 7,977.62	5.13%
MGS-S Customer 11145	3	111.84	503.08	98,800	-	\$ 3,545.06	\$ 3,726.76	5.13%
MGS-S Customer 11146	3	27.08	232.90	63,457	-	\$ 1,826.41	\$ 1,919.53	5.10%
MGS-S Customer 11147	1	68.51	244.65	96,197	-	\$ 1,971.55	\$ 2,072.25	5.11%
MGS-S Customer 11148	1	87.03	371.41	227,182	-	\$ 2,659.97	\$ 2,796.28	5.12%
MGS-S Customer 11149	1	39.53	200.06	54,162	-	\$ 1,604.71	\$ 1,686.59	5.10%
MGS-S Customer 11150	3	390.80	1,962.00	835,400	-	\$ 11,833.50	\$ 12,443.44	5.15%
MGS-S Customer 11151	3	35.07	150.69	66,795	-	\$ 1,490.95	\$ 1,566.57	5.07%
MGS-S Customer 11152	3	592.08	2,226.24	1,465,680	216.00	\$ 14,538.59	\$ 15,268.31	5.02%
MGS-S Customer 11153	3	370.24	2,250.56	773,920	43.68	\$ 13,126.80	\$ 13,800.24	5.13%
MGS-S Customer 11154	3	58.48	331.02	124,285	-	\$ 2,454.00	\$ 2,579.46	5.11%
MGS-S Customer 11155	3	43.15	222.84	55,211	-	\$ 1,869.12	\$ 1,964.33	5.09%
MGS-S Customer 11156	3	593.00	2,591.50	1,655,500	-	\$ 15,864.00	\$ 16,681.64	5.15%
MGS-S Customer 11157	3	45.28	179.91	101,810	-	\$ 1,682.61	\$ 1,768.11	5.08%

Internal Use

Customer	Phase	Jul - Aug KW	Sept - Jun KW	Jan - Dec KWH	Jan - Dec KVAR	Distribution 7/22 Prices	Distribution 8/23 Prices	Distribution % Difference
MGS-S Customer 11158	3	39.96	130.20	53,280	-	\$ 1,423.42	\$ 1,495.50	5.06%
MGS-S Customer 11159	1	47.14	176.31	51,689	-	\$ 1,537.22	\$ 1,615.53	5.09%
MGS-S Customer 11160	3	45.97	172.48	83,058	-	\$ 1,652.11	\$ 1,736.02	5.08%
MGS-S Customer 11161	1	47.45	75.20	43,344	-	\$ 1,071.81	\$ 1,125.95	5.05%
MGS-S Customer 11162	3	106.00	505.32	136,873	-	\$ 3,523.00	\$ 3,703.60	5.13%
MGS-S Customer 11163	3	47.54	210.01	96,910	-	\$ 1,834.21	\$ 1,927.57	5.09%
MGS-S Customer 11164	3	49.82	196.51	66,819	-	\$ 1,784.50	\$ 1,875.25	5.09%
MGS-S Customer 11165	3	72.20	344.23	130,109	-	\$ 2,591.17	\$ 2,723.64	5.11%
MGS-S Customer 11166	3	119.60	1,041.76	283,200	-	\$ 6,076.83	\$ 6,389.98	5.15%
MGS-S Customer 11167	1	-	-	70,834	-	\$ 461.04	\$ 483.84	4.95%
MGS-S Customer 11168	1	56.63	84.59	23,843	-	\$ 1,166.14	\$ 1,225.10	5.06%
MGS-S Customer 11169	1	74.89	80.49	28,173	-	\$ 1,248.54	\$ 1,311.63	5.05%
MGS-S Customer 11170	3	26.84	177.23	37,181	-	\$ 1,567.88	\$ 1,647.58	5.08%
MGS-S Customer 11171	3	23.28	115.99	63,769	-	\$ 1,265.20	\$ 1,329.19	5.06%
MGS-S Customer 11172	3	397.20	1,196.00	763,680	-	\$ 8,330.10	\$ 8,758.00	5.14%
MGS-S Customer 11173	1	40.36	166.48	35,840	-	\$ 1,454.18	\$ 1,528.23	5.09%
MGS-S Customer 11174	3	-	42.88	6,920	-	\$ 798.23	\$ 838.16	5.00%
MGS-S Customer 11175	3	199.08	741.48	327,840	-	\$ 5,130.65	\$ 5,393.99	5.13%
MGS-S Customer 11176	3	79.20	637.68	185,280	-	\$ 3,985.76	\$ 4,190.62	5.14%
MGS-S Customer 11177	3	242.40	993.28	568,480	-	\$ 6,534.39	\$ 6,870.29	5.14%
MGS-S Customer 11178	3	40.00	223.80	105,300	-	\$ 1,856.08	\$ 1,950.63	5.09%
MGS-S Customer 11179	3	34.41	156.32	58,959	-	\$ 1,513.29	\$ 1,590.09	5.08%
MGS-S Customer 11180	3	54.79	198.35	71,308	-	\$ 1,820.58	\$ 1,913.17	5.09%
MGS-S Customer 11181	1	24.00	100.88	23,760	-	\$ 1,060.31	\$ 1,114.04	5.07%
MGS-S Customer 11182	3	50.84	200.12	72,080	-	\$ 1,806.84	\$ 1,898.74	5.09%
MGS-S Customer 11183	3	93.60	394.20	197,000	-	\$ 2,940.80	\$ 3,091.26	5.12%
MGS-S Customer 11184	1	86.97	301.12	159,058	-	\$ 2,334.90	\$ 2,454.32	5.11%
MGS-S Customer 11185	3	41.80	198.42	54,362	-	\$ 1,748.81	\$ 1,837.78	5.09%
MGS-S Customer 11186	3	443.40	2,411.88	1,550,280	311.04	\$ 14,732.64	\$ 15,465.29	4.97%
MGS-S Customer 11187	3	60.31	256.37	129,644	-	\$ 2,119.27	\$ 2,227.33	5.10%
MGS-S Customer 11188	3	67.16	334.80	58,760	-	\$ 2,519.63	\$ 2,648.43	5.11%
MGS-S Customer 11189	1	55.80	197.43	69,809	-	\$ 1,682.86	\$ 1,768.66	5.10%
MGS-S Customer 11190	3	53.16	284.32	101,800	-	\$ 2,208.72	\$ 2,321.48	5.11%
MGS-S Customer 11191	3	30.76	143.22	75,490	-	\$ 1,432.51	\$ 1,505.14	5.07%
MGS-S Customer 11192	3	144.56	347.20	155,280	257.00	\$ 3,443.39	\$ 3,596.84	4.46%
MGS-S Customer 11193	3	143.52	705.72	382,560	-	\$ 4,657.08	\$ 4,896.28	5.14%
MGS-S Customer 11194	3	28.13	160.62	70,603	-	\$ 1,498.31	\$ 1,574.37	5.08%
MGS-S Customer 11195	3	160.32	546.16	294,960	-	\$ 4,013.16	\$ 4,218.76	5.12%
MGS-S Customer 11196	3	402.00	2,727.20	1,302,000	-	\$ 15,430.88	\$ 16,227.61	5.16%
MGS-S Customer 11197	3	8.84	37.72	17,520	-	\$ 823.45	\$ 864.62	5.00%

Internal Use

Customer	Phase	Jul - Aug KW	Sept - Jun KW	Jan - Dec KWH	Jan - Dec KVAR	Distribution 7/22 Prices	Distribution 8/23 Prices	Distribution % Difference
MGS-S Customer 11198	3	144.24	750.24	375,960	-	\$ 4,866.76	\$ 5,116.85	5.14%
MGS-S Customer 11199	3	77.36	385.80	81,800	-	\$ 2,811.86	\$ 2,955.76	5.12%
MGS-S Customer 11200	3	49.70	257.86	49,180	-	\$ 2,067.27	\$ 2,172.71	5.10%
MGS-S Customer 11201	3	39.63	157.93	75,848	-	\$ 1,549.70	\$ 1,628.34	5.07%
MGS-S Customer 11202	3	107.30	565.80	233,800	130.35	\$ 4,031.23	\$ 4,226.70	4.85%
MGS-S Customer 11203	3	42.49	198.60	41,157	-	\$ 1,753.47	\$ 1,842.67	5.09%
MGS-S Customer 11204	1	55.04	157.26	2,041	-	\$ 1,493.05	\$ 1,569.01	5.09%
MGS-S Customer 11205	1	45.49	194.59	127,664	-	\$ 1,612.52	\$ 1,694.75	5.10%
MGS-S Customer 11206	3	108.24	486.16	246,160	-	\$ 3,446.91	\$ 3,623.54	5.12%
MGS-S Customer 11207	1	72.80	186.76	84,440	-	\$ 1,727.91	\$ 1,815.92	5.09%
MGS-S Customer 11208	1	49.54	181.42	94,444	-	\$ 1,574.15	\$ 1,654.36	5.10%
MGS-S Customer 11209	3	47.63	211.57	84,792	-	\$ 1,841.92	\$ 1,935.67	5.09%
MGS-S Customer 11210	3	20.40	203.16	50,480	-	\$ 1,651.94	\$ 1,736.05	5.09%
MGS-S Customer 11211	3	67.84	233.65	87,609	-	\$ 2,056.10	\$ 2,160.81	5.09%
MGS-S Customer 11212	1	39.27	172.54	79,476	-	\$ 1,476.12	\$ 1,551.33	5.10%
MGS-S Customer 11213	3	192.40	920.80	350,600	-	\$ 5,922.04	\$ 6,226.54	5.14%
MGS-S Customer 11214	3	91.51	382.17	178,872	-	\$ 2,873.63	\$ 3,020.61	5.11%
MGS-S Customer 11215	3	16.72	88.35	43,944	-	\$ 1,101.09	\$ 1,156.62	5.04%
MGS-S Customer 11216	1	41.44	125.23	32,597	-	\$ 1,269.59	\$ 1,334.05	5.08%
MGS-S Customer 11217	3	342.96	1,500.96	676,960	462.76	\$ 10,224.68	\$ 10,710.57	4.75%
MGS-S Customer 11218	3	171.84	986.80	422,400	-	\$ 6,112.85	\$ 6,427.44	5.15%
MGS-S Customer 11219	3	111.44	411.20	178,080	-	\$ 3,118.36	\$ 3,277.89	5.12%
MGS-S Customer 11220	3	64.00	242.48	104,080	-	\$ 2,075.58	\$ 2,181.33	5.09%
MGS-S Customer 11221	3	58.56	264.96	116,160	-	\$ 2,149.24	\$ 2,258.87	5.10%
MGS-S Customer 11222	3	257.48	945.92	366,240	-	\$ 6,399.28	\$ 6,728.04	5.14%
MGS-S Customer 11223	3	43.79	218.92	21,568	-	\$ 1,854.56	\$ 1,949.01	5.09%
MGS-S Customer 11224	3	61.20	388.88	128,080	-	\$ 2,736.41	\$ 2,876.51	5.12%
MGS-S Customer 11225	3	51.11	182.37	79,707	-	\$ 1,726.33	\$ 1,814.05	5.08%
MGS-S Customer 11226	3	128.90	579.96	249,739	-	\$ 3,994.93	\$ 4,199.85	5.13%
MGS-S Customer 11227	3	67.71	207.15	64,468	-	\$ 1,932.94	\$ 2,031.26	5.09%
MGS-S Customer 11228	3	442.88	2,390.08	856,800	772.32	\$ 15,413.22	\$ 16,140.48	4.72%
MGS-S Customer 11229	3	45.07	147.58	64,084	-	\$ 1,532.08	\$ 1,609.76	5.07%
MGS-S Customer 11230	3	110.00	632.60	361,800	0.40	\$ 4,133.91	\$ 4,346.18	5.13%
MGS-S Customer 11231	3	65.92	266.56	104,320	-	\$ 2,197.48	\$ 2,309.56	5.10%
MGS-S Customer 11232	3	194.32	917.76	239,520	-	\$ 5,918.65	\$ 6,222.96	5.14%
MGS-S Customer 11233	3	68.22	308.69	162,026	-	\$ 2,404.89	\$ 2,527.72	5.11%
MGS-S Customer 11234	3	329.28	1,176.00	656,640	-	\$ 7,860.74	\$ 8,264.82	5.14%
MGS-S Customer 11235	3	144.56	557.68	262,720	-	\$ 3,978.91	\$ 4,182.87	5.13%
MGS-S Customer 11236	3	64.12	278.99	111,831	-	\$ 2,244.92	\$ 2,359.47	5.10%
MGS-S Customer 11237	3	77.92	325.52	54,320	282.36	\$ 3,016.49	\$ 3,146.07	4.30%

Customer	Phase	Jul - Aug KW	Sept - Jun KW	Jan - Dec KWH	Jan - Dec KVAR	Distribution 7/22 Prices	Distribution 8/23 Prices	Distribution % Difference
MGS-S Customer 11238	1	59.84	231.53	67,025	-	\$ 1,862.82	\$ 1,957.94	5.11%
MGS-S Customer 11239	1	44.06	174.51	64,387	-	\$ 1,511.81	\$ 1,588.83	5.09%
MGS-S Customer 11240	3	53.64	376.36	182,480	-	\$ 2,636.61	\$ 2,771.59	5.12%
MGS-S Customer 11241	3	145.68	557.36	277,440	-	\$ 3,983.65	\$ 4,187.84	5.13%
MGS-S Customer 11242	3	170.24	801.12	288,480	-	\$ 5,246.13	\$ 5,515.70	5.14%
MGS-S Customer 11243	3	51.32	261.08	50,920	-	\$ 2,091.14	\$ 2,197.80	5.10%
MGS-S Customer 11244	3	64.00	277.11	120,130	-	\$ 2,235.57	\$ 2,349.63	5.10%
MGS-S Customer 11245	1	169.44	442.16	194,000	-	\$ 3,444.21	\$ 3,620.57	5.12%
MGS-S Customer 11246	3	119.92	616.08	142,480	-	\$ 4,111.97	\$ 4,323.04	5.13%
MGS-S Customer 11247	3	91.92	437.68	283,680	-	\$ 3,132.36	\$ 3,292.78	5.12%
MGS-S Customer 11248	3	13.28	50.00	38,880	-	\$ 904.82	\$ 950.18	5.01%
MGS-S Customer 11249	1	102.24	145.76	50,880	-	\$ 1,701.88	\$ 1,788.29	5.08%
MGS-S Customer 11250	1	112.24	211.84	65,600	-	\$ 2,062.67	\$ 2,167.74	5.09%
MGS-S Customer 11251	1	40.31	177.94	91,643	-	\$ 1,506.84	\$ 1,583.64	5.10%
MGS-S Customer 11252	3	74.40	302.97	188,494	-	\$ 2,412.76	\$ 2,535.95	5.11%
MGS-S Customer 11253	1	61.48	135.68	55,880	-	\$ 1,429.10	\$ 1,501.67	5.08%
MGS-S Customer 11254	3	164.16	626.88	308,800	-	\$ 4,407.39	\$ 4,633.45	5.13%
MGS-S Customer 11255	3	347.68	1,768.80	873,440	-	\$ 10,701.60	\$ 11,253.10	5.15%
MGS-S Customer 11256	1	89.89	350.48	202,993	-	\$ 2,579.15	\$ 2,711.23	5.12%
MGS-S Customer 11257	1	78.92	100.16	48,200	-	\$ 1,361.79	\$ 1,430.72	5.06%
MGS-S Customer 11258	3	93.00	920.64	375,360	-	\$ 5,369.63	\$ 5,646.26	5.15%
MGS-S Customer 11259	1	50.24	254.80	91,680	-	\$ 1,917.05	\$ 2,015.07	5.11%
MGS-S Customer 11260	3	56.19	373.21	107,779	-	\$ 2,636.20	\$ 2,771.15	5.12%
MGS-S Customer 11261	3	284.32	1,321.12	703,360	-	\$ 8,281.67	\$ 8,707.99	5.15%
MGS-S Customer 11262	1	41.40	217.07	78,554	-	\$ 1,693.67	\$ 1,780.16	5.11%
MGS-S Customer 11263	1	61.74	185.42	192,529	-	\$ 1,660.34	\$ 1,744.93	5.09%
MGS-S Customer 11264	3	138.20	770.40	373,600	-	\$ 4,926.38	\$ 5,179.61	5.14%
MGS-S Customer 11265	1	58.56	217.28	66,800	-	\$ 1,789.88	\$ 1,881.23	5.10%
MGS-S Customer 11266	3	69.44	223.53	100,978	-	\$ 2,018.22	\$ 2,120.95	5.09%
MGS-S Customer 11267	1	38.72	221.76	64,915	-	\$ 1,700.47	\$ 1,787.33	5.11%
MGS-S Customer 11268	3	116.94	442.93	167,861	-	\$ 3,295.47	\$ 3,464.16	5.12%
MGS-S Customer 11269	3	82.00	554.48	183,120	-	\$ 3,616.92	\$ 3,802.59	5.13%
MGS-S Customer 11270	1	112.72	328.16	137,715	-	\$ 2,602.74	\$ 2,735.86	5.11%
MGS-S Customer 11271	3	98.21	358.54	157,023	-	\$ 2,801.64	\$ 2,944.83	5.11%
MGS-S Customer 11272	1	108.17	284.91	133,922	-	\$ 2,377.67	\$ 2,499.13	5.11%
MGS-S Customer 11273	3	161.25	477.50	105,400	5.08	\$ 3,709.74	\$ 3,899.13	5.11%
MGS-S Customer 11274	1	27.29	184.41	41,676	-	\$ 1,464.47	\$ 1,539.17	5.10%
MGS-S Customer 11275	3	295.92	1,212.36	218,160	24.54	\$ 7,885.30	\$ 8,288.76	5.12%
MGS-S Customer 11276	3	34.15	192.50	42,857	-	\$ 1,679.00	\$ 1,764.40	5.09%
MGS-S Customer 11277	3	72.94	187.50	117,405	-	\$ 1,871.19	\$ 1,966.25	5.08%

Internal Use

Customer	Phase	Jul - Aug KW	Sept - Jun KW	Jan - Dec KWH	Jan - Dec KVAR	Distribution 7/22 Prices	Distribution 8/23 Prices	Distribution % Difference
MGS-S Customer 11278	3	56.32	86.88	45,440	-	\$ 1,314.08	\$ 1,380.34	5.04%
MGS-S Customer 11279	1	27.04	143.84	42,160	-	\$ 1,275.65	\$ 1,340.55	5.09%
MGS-S Customer 11280	3	82.88	440.56	189,840	-	\$ 3,095.49	\$ 3,254.07	5.12%
MGS-S Customer 11281	3	100.08	465.42	277,257	-	\$ 3,305.80	\$ 3,475.17	5.12%
MGS-S Customer 11282	3	249.28	1,255.56	387,640	21.66	\$ 7,821.13	\$ 8,221.91	5.12%
MGS-S Customer 11283	3	31.88	147.84	67,800	-	\$ 1,460.07	\$ 1,534.12	5.07%
MGS-S Customer 11284	1	112.01	170.35	76,966	-	\$ 1,869.71	\$ 1,964.76	5.08%
MGS-S Customer 11285	3	49.12	166.38	70,438	-	\$ 1,641.41	\$ 1,724.74	5.08%
MGS-S Customer 11286	1	73.47	324.39	243,849	-	\$ 2,367.48	\$ 2,488.71	5.12%
MGS-S Customer 11287	1	65.12	181.60	55,680	-	\$ 1,661.45	\$ 1,746.07	5.09%
MGS-S Customer 11288	3	80.01	390.36	210,173	-	\$ 2,847.64	\$ 2,993.37	5.12%
MGS-S Customer 11289	3	68.35	280.01	116,698	-	\$ 2,273.11	\$ 2,389.09	5.10%
MGS-S Customer 11290	3	189.98	595.68	218,960	-	\$ 4,406.55	\$ 4,632.35	5.12%
MGS-S Customer 11291	3	37.68	213.12	148,080	-	\$ 1,793.86	\$ 1,885.20	5.09%
MGS-S Customer 11292	3	88.32	402.58	254,100	-	\$ 2,950.22	\$ 3,101.20	5.12%
MGS-S Customer 11293	3	87.68	374.32	244,560	-	\$ 2,816.10	\$ 2,960.13	5.11%
MGS-S Customer 11294	3	675.60	2,787.30	1,922,700	47.10	\$ 17,307.10	\$ 18,194.86	5.13%
MGS-S Customer 11295	3	136.88	458.08	217,440	-	\$ 3,476.13	\$ 3,654.04	5.12%
MGS-S Customer 11296	3	106.81	414.97	173,229	-	\$ 3,110.08	\$ 3,269.22	5.12%
MGS-S Customer 11297	3	114.64	401.92	228,520	-	\$ 3,093.24	\$ 3,251.44	5.11%
MGS-S Customer 11298	3	51.00	144.16	70,840	-	\$ 1,549.19	\$ 1,627.71	5.07%
MGS-S Customer 11299	3	22.55	89.55	38,789	-	\$ 1,138.99	\$ 1,196.44	5.04%
MGS-S Customer 11300	1	116.60	203.20	72,240	-	\$ 2,046.95	\$ 2,151.17	5.09%
MGS-S Customer 11301	1	37.76	267.41	128,357	-	\$ 1,906.04	\$ 2,003.59	5.12%
MGS-S Customer 11302	1	46.90	153.04	71,393	-	\$ 1,428.38	\$ 1,501.04	5.09%
MGS-S Customer 11303	3	51.31	192.26	51,400	-	\$ 1,773.13	\$ 1,863.28	5.08%
MGS-S Customer 11304	1	15.00	242.88	76,720	-	\$ 1,666.40	\$ 1,751.69	5.12%
MGS-S Customer 11305	3	108.29	444.92	129,104	-	\$ 3,256.66	\$ 3,423.40	5.12%
MGS-S Customer 11306	3	163.04	871.16	209,240	115.10	\$ 5,725.42	\$ 6,009.79	4.97%
MGS-S Customer 11307	3	32.03	157.76	79,021	-	\$ 1,506.74	\$ 1,583.21	5.08%
MGS-S Customer 11308	1	52.61	260.25	91,385	-	\$ 1,955.38	\$ 2,055.37	5.11%
MGS-S Customer 11309	1	87.36	147.36	71,840	-	\$ 1,626.69	\$ 1,709.32	5.08%
MGS-S Customer 11310	3	112.96	861.44	382,720	-	\$ 5,206.90	\$ 5,474.92	5.15%
MGS-S Customer 11311	3	243.20	828.32	270,400	-	\$ 5,776.72	\$ 6,073.25	5.13%
MGS-S Customer 11312	1	60.72	91.56	33,560	-	\$ 1,221.04	\$ 1,282.82	5.06%
MGS-S Customer 11313	1	38.53	103.16	35,325	-	\$ 1,151.48	\$ 1,209.83	5.07%
MGS-S Customer 11314	3	106.08	370.72	152,080	-	\$ 2,901.59	\$ 3,049.91	5.11%
MGS-S Customer 11315	1	46.98	190.52	77,906	-	\$ 1,601.98	\$ 1,683.66	5.10%
MGS-S Customer 11316	1	133.53	590.23	272,550	-	\$ 3,928.99	\$ 4,130.84	5.14%
MGS-S Customer 11317	3	30.78	141.63	56,982	-	\$ 1,425.28	\$ 1,497.53	5.07%

Internal Use

Customer	Phase	Jul - Aug KW	Sept - Jun KW	Jan - Dec KWH	Jan - Dec KVAR	Distribution 7/22 Prices	Distribution 8/23 Prices	Distribution % Difference
MGS-S Customer 11318	1	52.57	199.54	93,775	-	\$ 1,674.68	\$ 1,760.09	5.10%
MGS-S Customer 11319	1	57.40	100.72	29,160	-	\$ 1,244.94	\$ 1,307.98	5.06%
MGS-S Customer 11320	3	148.16	543.04	186,560	414.24	\$ 4,635.46	\$ 4,836.92	4.35%
MGS-S Customer 11321	3	210.72	848.32	560,640	-	\$ 5,688.85	\$ 5,981.09	5.14%
MGS-S Customer 11322	3	39.73	232.82	65,012	-	\$ 1,896.25	\$ 1,992.89	5.10%
MGS-S Customer 11323	1	32.38	122.12	60,290	-	\$ 1,204.94	\$ 1,266.12	5.08%
MGS-S Customer 11324	3	64.55	261.66	120,027	-	\$ 2,167.24	\$ 2,277.75	5.10%
MGS-S Customer 11325	3	26.76	230.08	16,240	-	\$ 1,811.61	\$ 1,903.96	5.10%
MGS-S Customer 11326	1	0.08	86.47	1,467	-	\$ 860.98	\$ 904.55	5.06%
MGS-S Customer 11327	3	78.18	235.30	88,020	-	\$ 2,121.11	\$ 2,229.11	5.09%
MGS-S Customer 11328	1	-	-	31,248	-	\$ 461.04	\$ 483.84	4.95%
MGS-S Customer 11329	3	41.30	223.20	72,838	-	\$ 1,860.52	\$ 1,955.29	5.09%
MGS-S Customer 11330	3	108.16	327.84	165,440	-	\$ 2,715.03	\$ 2,853.64	5.11%
MGS-S Customer 11331	1	31.99	234.41	52,128	-	\$ 1,721.56	\$ 1,809.57	5.11%
MGS-S Customer 11332	3	85.48	294.76	119,840	-	\$ 2,436.33	\$ 2,560.64	5.10%
MGS-S Customer 11333	3	61.92	139.11	47,645	-	\$ 1,586.46	\$ 1,666.83	5.07%
MGS-S Customer 11334	3	37.72	175.59	61,441	-	\$ 1,620.69	\$ 1,703.04	5.08%
MGS-S Customer 11335	3	82.60	385.12	100,440	-	\$ 2,837.80	\$ 2,983.00	5.12%
MGS-S Customer 11336	1	62.88	161.96	47,760	-	\$ 1,558.28	\$ 1,637.56	5.09%
MGS-S Customer 11337	1	38.61	114.41	22,694	-	\$ 1,203.90	\$ 1,264.97	5.07%
MGS-S Customer 11338	1	49.64	139.84	27,280	-	\$ 1,382.60	\$ 1,452.86	5.08%
MGS-S Customer 11339	1	83.04	247.68	51,200	-	\$ 2,066.19	\$ 2,171.69	5.11%
MGS-S Customer 11340	1	57.44	125.44	24,920	-	\$ 1,359.36	\$ 1,428.35	5.08%
MGS-S Customer 11341	1	74.08	206.80	44,880	-	\$ 1,827.60	\$ 1,920.77	5.10%
MGS-S Customer 11342	3	289.50	1,592.10	514,800	-	\$ 9,562.35	\$ 10,055.15	5.15%
MGS-S Customer 11343	3	89.52	326.72	126,960	-	\$ 2,606.40	\$ 2,739.52	5.11%
MGS-S Customer 11344	3	499.36	1,672.80	848,480	-	\$ 11,099.90	\$ 11,670.84	5.14%
MGS-S Customer 11345	3	172.27	321.08	11,885	-	\$ 3,039.61	\$ 3,194.54	5.10%
MGS-S Customer 11346	3	130.08	635.12	271,520	-	\$ 4,256.32	\$ 4,474.81	5.13%
MGS-S Customer 11347	3	46.44	191.04	62,746	-	\$ 1,740.47	\$ 1,828.96	5.08%
MGS-S Customer 11348	3	623.60	2,079.60	863,600	203.60	\$ 14,014.97	\$ 14,718.32	5.02%
MGS-S Customer 11349	3	489.44	1,662.08	907,520	30.32	\$ 11,046.87	\$ 11,612.45	5.12%
MGS-S Customer 11350	3	444.32	1,786.72	815,520	-	\$ 11,320.74	\$ 11,903.60	5.15%
MGS-S Customer 11351	3	627.36	1,929.12	977,760	6.56	\$ 13,005.65	\$ 13,673.94	5.14%
MGS-S Customer 11352	3	412.00	1,559.36	794,080	19.92	\$ 10,124.83	\$ 10,644.07	5.13%
MGS-S Customer 11353	3	683.00	2,023.80	924,200	157.50	\$ 14,008.48	\$ 14,715.07	5.04%
MGS-S Customer 11354	3	-	41.56	9,920	-	\$ 792.13	\$ 831.74	5.00%
MGS-S Customer 11355	3	9.92	67.60	26,960	-	\$ 967.49	\$ 1,016.13	5.03%
MGS-S Customer 11356	1	52.63	136.03	39,143	-	\$ 1,381.60	\$ 1,451.78	5.08%
MGS-S Customer 11357	3	1.04	7.92	3,080	-	\$ 642.48	\$ 674.31	4.95%

Internal Use

Customer	Phase	Jul - Aug KW	Sept - Jun KW	Jan - Dec KWH	Jan - Dec KVAR	Distribution 7/22 Prices	Distribution 8/23 Prices	Distribution % Difference
MGS-S Customer 11358	3	14.44	99.20	34,920	-	\$ 1,138.57	\$ 1,196.06	5.05%
MGS-S Customer 11359	1	64.83	266.44	133,878	-	\$ 2,051.80	\$ 2,156.70	5.11%
MGS-S Customer 11360	3	4.34	32.10	14,984	-	\$ 772.51	\$ 811.07	4.99%
MGS-S Customer 11361	1	-	45.14	12,515	-	\$ 669.59	\$ 703.22	5.02%
MGS-S Customer 11362	3	12.40	57.27	8,962	-	\$ 933.53	\$ 980.38	5.02%
MGS-S Customer 11363	3	-	91.63	84,088	-	\$ 1,023.45	\$ 1,075.08	5.04%
MGS-S Customer 11364	3	134.75	694.02	265,603	-	\$ 4,554.35	\$ 4,788.29	5.14%
MGS-S Customer 11365	3	46.85	177.52	60,288	-	\$ 1,680.28	\$ 1,765.64	5.08%
MGS-S Customer 11366	1	-	-	-	-	\$ 461.04	\$ 483.84	4.95%
MGS-S Customer 11367	3	26.10	155.46	72,980	0.98	\$ 1,464.87	\$ 1,539.12	5.07%
MGS-S Customer 11368	1	-	2.42	107	-	\$ 472.22	\$ 495.60	4.95%
MGS-S Customer 11369	3	-	34.56	11,237	-	\$ 759.79	\$ 797.72	4.99%
MGS-S Customer 11370	3	16.36	146.96	24,000	-	\$ 1,369.87	\$ 1,439.36	5.07%
MGS-S Customer 11371	3	107.28	457.04	77,440	-	\$ 3,307.05	\$ 3,476.42	5.12%
MGS-S Customer 11372	3	19.56	63.86	14,260	-	\$ 1,003.71	\$ 1,054.15	5.03%
MGS-S Customer 11373	3	-	0.36	-	-	\$ 601.78	\$ 631.51	4.94%
MGS-S Customer 11374	1	51.19	232.22	125,620	-	\$ 1,818.00	\$ 1,910.87	5.11%
MGS-S Customer 11375	3	349.32	1,535.16	923,680	-	\$ 9,631.29	\$ 10,127.17	5.15%
MGS-S Customer 11376	3	373.60	1,068.96	713,120	-	\$ 7,612.20	\$ 8,002.99	5.13%
MGS-S Customer 11377	3	278.08	1,173.60	666,240	-	\$ 7,565.50	\$ 7,954.66	5.14%
MGS-S Customer 11378	3	203.40	1,061.28	590,640	-	\$ 6,632.10	\$ 6,973.40	5.15%
MGS-S Customer 11379	3	21.46	33.14	14,489	-	\$ 872.33	\$ 915.93	5.00%
MGS-S Customer 11380	3	4.22	5.67	351	-	\$ 649.74	\$ 681.92	4.95%
MGS-S Customer 11381	3	31.41	118.38	21,688	-	\$ 1,321.36	\$ 1,388.21	5.06%
MGS-S Customer 11382	3	156.00	490.88	206,400	-	\$ 3,733.79	\$ 3,924.92	5.12%
MGS-S Customer 11383	1	49.15	106.14	42,698	-	\$ 1,224.19	\$ 1,286.22	5.07%
MGS-S Customer 11384	3	100.57	416.41	194,826	-	\$ 3,082.10	\$ 3,239.84	5.12%
MGS-S Customer 11385	3	130.89	619.66	380,322	-	\$ 4,189.39	\$ 4,404.40	5.13%
MGS-S Customer 11386	3	268.81	1,279.10	678,261	-	\$ 8,001.46	\$ 8,413.35	5.15%
MGS-S Customer 11387	3	-	20.33	4,914	-	\$ 694.04	\$ 728.56	4.97%
MGS-S Customer 11388	3	-	37.19	10,706	-	\$ 771.94	\$ 810.50	5.00%
MGS-S Customer 11389	3	-	32.24	11,600	-	\$ 749.07	\$ 786.45	4.99%
MGS-S Customer 11390	3	-	40.32	13,560	33.72	\$ 843.72	\$ 883.04	4.66%
MGS-S Customer 11391	3	4.66	28.55	16,002	-	\$ 757.88	\$ 795.68	4.99%
MGS-S Customer 11392	3	11.84	76.64	30,720	-	\$ 1,019.91	\$ 1,071.26	5.03%
MGS-S Customer 11393	3	-	67.59	11,718	-	\$ 912.39	\$ 958.25	5.03%
MGS-S Customer 11394	3	-	21.72	9,680	-	\$ 700.47	\$ 735.32	4.98%
MGS-S Customer 11395	3	12.30	8.43	2,394	-	\$ 707.33	\$ 742.44	4.96%
MGS-S Customer 11396	3	103.36	1,111.20	460,720	198.68	\$ 6,645.27	\$ 6,970.54	4.89%
MGS-S Customer 11397	3	-	43.48	6,629	-	\$ 801.00	\$ 841.07	5.00%

Internal Use

Customer	Phase	Jul - Aug KW	Sept - Jun KW	Jan - Dec KWH	Jan - Dec KVAR	Distribution 7/22 Prices	Distribution 8/23 Prices	Distribution % Difference
MGS-S Customer 11398	3	20.41	118.47	52,710	-	\$ 1,260.73	\$ 1,324.51	5.06%
MGS-S Customer 11399	3	-	143.52	51,360	-	\$ 1,263.18	\$ 1,327.27	5.07%
MGS-S Customer 11400	3	0.32	0.88	80	-	\$ 605.96	\$ 635.90	4.94%
MGS-S Customer 11401	3	26.73	39.02	17,010	-	\$ 928.74	\$ 975.23	5.01%
MGS-S Customer 11402	3	-	82.72	28,560	-	\$ 982.29	\$ 1,031.78	5.04%
MGS-S Customer 11403	3	-	25.06	2,988	-	\$ 715.90	\$ 751.55	4.98%
MGS-S Customer 11404	3	-	6.56	2,080	-	\$ 630.43	\$ 661.64	4.95%
MGS-S Customer 11405	3	-	23.77	6,722	-	\$ 709.94	\$ 745.28	4.98%
MGS-S Customer 11406	3	12.24	32.33	10,251	-	\$ 817.42	\$ 858.24	4.99%
MGS-S Customer 11407	3	22.24	90.80	31,600	-	\$ 1,143.05	\$ 1,200.71	5.04%
MGS-S Customer 11408	1	-	5.01	741	-	\$ 484.19	\$ 508.19	4.96%
MGS-S Customer 11409	3	3.14	57.28	19,480	-	\$ 882.18	\$ 926.45	5.02%
MGS-S Customer 11410	3	22.64	58.04	9,364	-	\$ 993.92	\$ 1,043.83	5.02%
MGS-S Customer 11411	3	6.36	110.40	1,000	-	\$ 1,145.47	\$ 1,203.38	5.06%
MGS-S Customer 11412	3	1.52	5.88	2,562	-	\$ 635.72	\$ 667.20	4.95%
MGS-S Customer 11413	3	13.19	94.31	26,324	-	\$ 1,109.04	\$ 1,165.00	5.05%
MGS-S Customer 11414	3	-	33.00	1,009	-	\$ 752.58	\$ 790.14	4.99%
MGS-S Customer 11415	3	2.60	36.48	6,280	-	\$ 783.09	\$ 822.21	5.00%
MGS-S Customer 11416	3	2.46	8.94	2,143	-	\$ 655.08	\$ 687.55	4.96%
MGS-S Customer 11417	3	14.79	40.76	10,426	-	\$ 870.52	\$ 914.08	5.00%
MGS-S Customer 11418	1	31.59	134.64	56,232	-	\$ 1,258.40	\$ 1,322.36	5.08%
MGS-S Customer 11419	3	-	6.40	840	-	\$ 629.69	\$ 660.86	4.95%
MGS-S Customer 11420	3	137.44	437.70	184,840	-	\$ 3,385.09	\$ 3,558.26	5.12%
MGS-S Customer 11421	1	-	3.02	219	-	\$ 474.99	\$ 498.52	4.95%
MGS-S Customer 11422	1	46.52	169.72	57,120	-	\$ 1,503.33	\$ 1,579.89	5.09%
MGS-S Customer 11423	3	-	20.20	360	3.46	\$ 699.33	\$ 733.81	4.93%
MGS-S Customer 11424	3	19.63	38.62	9,961	-	\$ 887.49	\$ 931.90	5.00%
MGS-S Customer 11425	1	2.04	5.56	1,053	-	\$ 498.05	\$ 522.75	4.96%
MGS-S Customer 11426	3	19.39	22.37	7,978	-	\$ 811.08	\$ 851.52	4.99%
MGS-S Customer 11427	3	84.96	111.60	36,000	9.60	\$ 1,603.56	\$ 1,683.77	5.00%
MGS-S Customer 11428	3	-	143.85	44,513	-	\$ 1,264.71	\$ 1,328.87	5.07%
MGS-S Customer 11429	3	24.96	97.12	42,400	-	\$ 1,187.34	\$ 1,247.28	5.05%
MGS-S Customer 11430	1	74.58	-	11,368	-	\$ 874.96	\$ 918.64	4.99%
MGS-S Customer 11431	1	12.80	44.64	7,040	-	\$ 738.32	\$ 775.41	5.02%
MGS-S Customer 11432	3	16.45	-	-	-	\$ 691.42	\$ 725.66	4.95%
MGS-S Customer 11433	3	-	13.08	1,219	-	\$ 660.55	\$ 693.33	4.96%
MGS-S Customer 11434	3	-	28.65	4,329	-	\$ 732.48	\$ 769.00	4.99%
MGS-S Customer 11435	3	-	9.60	243	-	\$ 644.47	\$ 676.42	4.96%
MGS-S Customer 11436	3	-	4.62	481	-	\$ 621.46	\$ 652.21	4.95%
MGS-S Customer 11437	3	-	2.86	24	-	\$ 613.33	\$ 643.66	4.95%

Customer	Phase	Jul - Aug KW	Sept - Jun KW	Jan - Dec KWH	Jan - Dec KVAR	Distribution 7/22 Prices	Distribution 8/23 Prices	Distribution % Difference
MGS-S Customer 11438	3	-	33.72	920	-	\$ 755.91	\$ 793.64	4.99%
MGS-S Customer 11439	3	-	135.20	43,680	-	\$ 1,224.74	\$ 1,286.83	5.07%
MGS-S Customer 11440	1	-	8.46	2,824	-	\$ 500.13	\$ 524.96	4.96%
MGS-S Customer 11441	3	-	1.57	50	-	\$ 607.37	\$ 637.39	4.94%
MGS-S Customer 11442	1	-	0.07	-	-	\$ 461.36	\$ 484.18	4.95%
MGS-S Customer 11443	3	-	3.84	120	-	\$ 617.86	\$ 648.42	4.95%
MGS-S Customer 11444	3	-	-	680	-	\$ 600.12	\$ 629.76	4.94%
MGS-S Customer 11445	3	149.28	736.32	136,080	-	\$ 4,830.42	\$ 5,078.58	5.14%

Total								11,445
Number of customers with impacts at or below approximate % change in revenue requirement								11,445
% of customers with impacts at or below approximate % change in revenue requirement (16.88% RY1, 8.91% RY2, 7.58% RY3 for Base D; 7.14% RY1, 4.11% RY2, 3.66% RY3 for Delivery)								100%

MGS-S Customer 1	3	346.24	1273.12	633280	144.96			
------------------	---	--------	---------	--------	--------	--	--	--

**Stipulation
Attachment 18
Docket No. 2022-00152**

Customer	Delivery 7/22 Prices	Delivery 8/23 Prices	Delivery % Difference	Bundled 7/22 Prices	Bundled 8/23 Prices	Bundled % Difference
MGS-S Customer 1	\$ 26,805.58	\$ 27,237.72	1.61%	\$ 99,166.48	\$ 99,598.61	0.44%
MGS-S Customer 2	\$ 9,986.56	\$ 10,160.61	1.74%	\$ 39,274.62	\$ 39,448.67	0.44%
MGS-S Customer 3	\$ 4,216.11	\$ 4,302.08	2.04%	\$ 13,384.62	\$ 13,470.60	0.64%
MGS-S Customer 4	\$ 7,752.44	\$ 7,892.20	1.80%	\$ 30,230.39	\$ 30,370.15	0.46%
MGS-S Customer 5	\$ 8,594.26	\$ 8,747.17	1.78%	\$ 32,758.74	\$ 32,911.65	0.47%
MGS-S Customer 6	\$ 10,853.52	\$ 11,041.55	1.73%	\$ 41,211.09	\$ 41,399.12	0.46%
MGS-S Customer 7	\$ 16,766.62	\$ 17,040.11	1.63%	\$ 64,985.88	\$ 65,259.38	0.42%
MGS-S Customer 8	\$ 9,330.51	\$ 9,498.57	1.80%	\$ 21,753.26	\$ 21,921.32	0.77%
MGS-S Customer 9	\$ 20,117.24	\$ 20,446.64	1.64%	\$ 80,832.38	\$ 81,161.78	0.41%
MGS-S Customer 10	\$ 5,483.39	\$ 5,584.05	1.84%	\$ 18,763.34	\$ 18,864.00	0.54%
MGS-S Customer 11	\$ 10,050.23	\$ 10,228.25	1.77%	\$ 30,476.00	\$ 30,654.02	0.58%
MGS-S Customer 12	\$ 25,808.46	\$ 26,216.24	1.58%	\$ 129,779.25	\$ 130,187.04	0.31%
MGS-S Customer 13	\$ 3,512.56	\$ 3,583.39	2.02%	\$ 9,546.94	\$ 9,617.77	0.74%
MGS-S Customer 14	\$ 4,230.86	\$ 4,317.30	2.04%	\$ 11,667.14	\$ 11,753.58	0.74%
MGS-S Customer 15	\$ 11,618.80	\$ 11,818.27	1.72%	\$ 37,405.82	\$ 37,605.29	0.53%
MGS-S Customer 16	\$ 4,872.96	\$ 4,966.48	1.92%	\$ 9,252.58	\$ 9,346.09	1.01%
MGS-S Customer 17	\$ 13,506.46	\$ 13,738.11	1.72%	\$ 43,274.43	\$ 43,506.08	0.54%
MGS-S Customer 18	\$ 11,791.72	\$ 11,993.04	1.71%	\$ 47,533.39	\$ 47,734.71	0.42%
MGS-S Customer 19	\$ 3,492.12	\$ 3,567.20	2.15%	\$ 10,638.62	\$ 10,713.71	0.71%
MGS-S Customer 20	\$ 5,058.89	\$ 5,159.69	1.99%	\$ 11,401.44	\$ 11,502.24	0.88%
MGS-S Customer 21	\$ 4,461.36	\$ 4,551.41	2.02%	\$ 13,712.49	\$ 13,802.54	0.66%
MGS-S Customer 22	\$ 7,981.14	\$ 8,120.69	1.75%	\$ 27,215.25	\$ 27,354.81	0.51%
MGS-S Customer 23	\$ 7,482.65	\$ 7,612.91	1.74%	\$ 29,049.00	\$ 29,179.26	0.45%
MGS-S Customer 24	\$ 8,728.76	\$ 8,882.31	1.76%	\$ 36,369.95	\$ 36,523.49	0.42%
MGS-S Customer 25	\$ 809.37	\$ 842.28	4.07%	\$ 1,120.17	\$ 1,153.08	2.94%
MGS-S Customer 26	\$ 2,987.33	\$ 3,054.11	2.24%	\$ 9,220.76	\$ 9,287.54	0.72%
MGS-S Customer 27	\$ 6,987.72	\$ 7,118.09	1.87%	\$ 19,226.50	\$ 19,356.87	0.68%
MGS-S Customer 28	\$ 6,587.78	\$ 6,711.38	1.88%	\$ 18,870.90	\$ 18,994.50	0.65%
MGS-S Customer 29	\$ 626.23	\$ 655.87	4.73%	\$ 1,905.98	\$ 1,935.62	1.56%
MGS-S Customer 30	\$ 5,034.58	\$ 5,133.65	1.97%	\$ 15,482.85	\$ 15,581.92	0.64%
MGS-S Customer 31	\$ 44,178.40	\$ 44,880.95	1.59%	\$ 166,504.51	\$ 167,207.06	0.42%
MGS-S Customer 32	\$ 10,639.35	\$ 10,821.70	1.71%	\$ 47,094.03	\$ 47,276.38	0.39%
MGS-S Customer 33	\$ 3,018.11	\$ 3,078.66	2.01%	\$ 15,288.65	\$ 15,349.21	0.40%
MGS-S Customer 34	\$ 10,903.15	\$ 11,091.06	1.72%	\$ 44,446.39	\$ 44,634.30	0.42%
MGS-S Customer 35	\$ 18,184.35	\$ 18,480.57	1.63%	\$ 67,774.78	\$ 68,071.00	0.44%
MGS-S Customer 36	\$ 9,270.18	\$ 9,430.73	1.73%	\$ 31,581.88	\$ 31,742.42	0.51%
MGS-S Customer 37	\$ 5,156.44	\$ 5,257.18	1.95%	\$ 15,452.74	\$ 15,553.48	0.65%

Internal Use

Customer	Delivery 7/22 Prices	Delivery 8/23 Prices	Delivery % Difference	Bundled 7/22 Prices	Bundled 8/23 Prices	Bundled % Difference
MGS-S Customer 38	\$ 2,286.37	\$ 2,343.57	2.50%	\$ 3,529.55	\$ 3,586.76	1.62%
MGS-S Customer 39	\$ 2,890.78	\$ 2,957.75	2.32%	\$ 4,910.96	\$ 4,977.93	1.36%
MGS-S Customer 40	\$ 6,658.83	\$ 6,781.29	1.84%	\$ 13,036.91	\$ 13,159.37	0.94%
MGS-S Customer 41	\$ 3,674.89	\$ 3,753.36	2.14%	\$ 7,385.03	\$ 7,463.50	1.06%
MGS-S Customer 42	\$ 4,304.63	\$ 4,387.95	1.94%	\$ 11,767.08	\$ 11,850.40	0.71%
MGS-S Customer 43	\$ 1,307.34	\$ 1,343.76	2.79%	\$ 1,309.40	\$ 1,345.82	2.78%
MGS-S Customer 44	\$ 3,807.85	\$ 3,882.28	1.95%	\$ 12,565.01	\$ 12,639.45	0.59%
MGS-S Customer 45	\$ 2,766.98	\$ 2,826.63	2.16%	\$ 6,295.44	\$ 6,355.09	0.95%
MGS-S Customer 46	\$ 2,995.35	\$ 3,059.53	2.14%	\$ 4,914.98	\$ 4,979.16	1.31%
MGS-S Customer 47	\$ 2,365.39	\$ 2,418.85	2.26%	\$ 5,060.64	\$ 5,114.10	1.06%
MGS-S Customer 48	\$ 5,859.71	\$ 5,965.39	1.80%	\$ 22,550.55	\$ 22,656.23	0.47%
MGS-S Customer 49	\$ 11,328.82	\$ 11,520.24	1.69%	\$ 52,251.78	\$ 52,443.20	0.37%
MGS-S Customer 50	\$ 5,574.05	\$ 5,681.24	1.92%	\$ 20,756.38	\$ 20,863.57	0.52%
MGS-S Customer 51	\$ 10,250.88	\$ 10,425.71	1.71%	\$ 36,757.19	\$ 36,932.02	0.48%
MGS-S Customer 52	\$ 11,219.36	\$ 11,417.97	1.77%	\$ 28,221.79	\$ 28,420.40	0.70%
MGS-S Customer 53	\$ 12,648.65	\$ 12,858.91	1.66%	\$ 49,313.58	\$ 49,523.84	0.43%
MGS-S Customer 54	\$ 1,986.77	\$ 2,034.41	2.40%	\$ 4,043.52	\$ 4,091.16	1.18%
MGS-S Customer 55	\$ 1,611.02	\$ 1,652.70	2.59%	\$ 3,101.02	\$ 3,142.70	1.34%
MGS-S Customer 56	\$ 2,216.52	\$ 2,268.03	2.32%	\$ 4,163.58	\$ 4,215.08	1.24%
MGS-S Customer 57	\$ 2,423.62	\$ 2,478.34	2.26%	\$ 5,623.00	\$ 5,677.72	0.97%
MGS-S Customer 58	\$ 7,389.92	\$ 7,524.90	1.83%	\$ 25,490.20	\$ 25,625.18	0.53%
MGS-S Customer 59	\$ 6,467.83	\$ 6,588.58	1.87%	\$ 21,810.24	\$ 21,930.99	0.55%
MGS-S Customer 60	\$ 11,542.63	\$ 11,742.28	1.73%	\$ 40,501.62	\$ 40,701.26	0.49%
MGS-S Customer 61	\$ 4,208.23	\$ 4,293.79	2.03%	\$ 13,140.68	\$ 13,226.24	0.65%
MGS-S Customer 62	\$ 6,280.62	\$ 6,397.69	1.86%	\$ 21,874.29	\$ 21,991.37	0.54%
MGS-S Customer 63	\$ 8,631.42	\$ 8,784.17	1.77%	\$ 33,177.31	\$ 33,330.06	0.46%
MGS-S Customer 64	\$ 6,139.66	\$ 6,255.20	1.88%	\$ 20,291.90	\$ 20,407.44	0.57%
MGS-S Customer 65	\$ 7,872.83	\$ 8,009.84	1.74%	\$ 28,686.08	\$ 28,823.08	0.48%
MGS-S Customer 66	\$ 17,253.68	\$ 17,538.28	1.65%	\$ 75,308.77	\$ 75,593.36	0.38%
MGS-S Customer 67	\$ 3,169.28	\$ 3,234.62	2.06%	\$ 9,654.20	\$ 9,719.54	0.68%
MGS-S Customer 68	\$ 5,476.14	\$ 5,576.63	1.84%	\$ 19,408.88	\$ 19,509.37	0.52%
MGS-S Customer 69	\$ 3,637.65	\$ 3,715.84	2.15%	\$ 8,194.48	\$ 8,272.68	0.95%
MGS-S Customer 70	\$ 11,500.17	\$ 11,697.88	1.72%	\$ 43,411.73	\$ 43,609.44	0.46%
MGS-S Customer 71	\$ 9,413.37	\$ 9,579.87	1.77%	\$ 32,832.85	\$ 32,999.35	0.51%
MGS-S Customer 72	\$ 9,692.32	\$ 9,861.91	1.75%	\$ 37,517.81	\$ 37,687.40	0.45%
MGS-S Customer 73	\$ 8,687.24	\$ 8,841.08	1.77%	\$ 34,919.90	\$ 35,073.73	0.44%
MGS-S Customer 74	\$ 4,960.31	\$ 5,058.03	1.97%	\$ 15,808.96	\$ 15,906.68	0.62%
MGS-S Customer 75	\$ 5,259.88	\$ 5,362.99	1.96%	\$ 14,969.89	\$ 15,073.00	0.69%
MGS-S Customer 76	\$ 1,483.70	\$ 1,526.81	2.91%	\$ 4,061.49	\$ 4,104.60	1.06%
MGS-S Customer 77	\$ 18,212.95	\$ 18,508.80	1.62%	\$ 71,496.38	\$ 71,792.23	0.41%

Internal Use

Customer	Delivery 7/22 Prices	Delivery 8/23 Prices	Delivery % Difference	Bundled 7/22 Prices	Bundled 8/23 Prices	Bundled % Difference
MGS-S Customer 78	\$ 6,822.67	\$ 6,949.39	1.86%	\$ 21,969.92	\$ 22,096.64	0.58%
MGS-S Customer 79	\$ 3,654.63	\$ 3,727.70	2.00%	\$ 9,857.55	\$ 9,930.62	0.74%
MGS-S Customer 80	\$ 4,052.69	\$ 4,136.36	2.06%	\$ 12,612.75	\$ 12,696.42	0.66%
MGS-S Customer 81	\$ 1,113.73	\$ 1,151.18	3.36%	\$ 2,484.55	\$ 2,522.00	1.51%
MGS-S Customer 82	\$ 10,239.62	\$ 10,410.25	1.67%	\$ 47,729.76	\$ 47,900.39	0.36%
MGS-S Customer 83	\$ 15,812.75	\$ 16,073.06	1.65%	\$ 57,688.10	\$ 57,948.41	0.45%
MGS-S Customer 84	\$ 7,581.43	\$ 7,719.85	1.83%	\$ 18,285.65	\$ 18,424.07	0.76%
MGS-S Customer 85	\$ 4,549.52	\$ 4,640.53	2.00%	\$ 14,915.52	\$ 15,006.53	0.61%
MGS-S Customer 86	\$ 11,919.57	\$ 12,117.68	1.66%	\$ 49,142.10	\$ 49,340.21	0.40%
MGS-S Customer 87	\$ 17,246.62	\$ 17,533.27	1.66%	\$ 64,250.12	\$ 64,536.77	0.45%
MGS-S Customer 88	\$ 25,841.02	\$ 26,262.10	1.63%	\$ 91,272.97	\$ 91,694.05	0.46%
MGS-S Customer 89	\$ 9,019.65	\$ 9,173.35	1.70%	\$ 36,261.14	\$ 36,414.84	0.42%
MGS-S Customer 90	\$ 5,601.04	\$ 5,704.89	1.85%	\$ 15,939.62	\$ 16,043.47	0.65%
MGS-S Customer 91	\$ 58,955.09	\$ 59,903.66	1.61%	\$ 164,603.27	\$ 165,551.85	0.58%
MGS-S Customer 92	\$ 9,002.80	\$ 9,164.03	1.79%	\$ 27,915.72	\$ 28,076.95	0.58%
MGS-S Customer 93	\$ 24,402.38	\$ 24,790.04	1.59%	\$ 95,931.44	\$ 96,319.10	0.40%
MGS-S Customer 94	\$ 5,876.80	\$ 5,989.82	1.92%	\$ 15,274.18	\$ 15,387.21	0.74%
MGS-S Customer 95	\$ 5,927.66	\$ 6,038.59	1.87%	\$ 16,979.24	\$ 17,090.17	0.65%
MGS-S Customer 96	\$ 19,361.20	\$ 19,690.73	1.70%	\$ 41,377.52	\$ 41,707.05	0.80%
MGS-S Customer 97	\$ 25,072.08	\$ 25,473.12	1.60%	\$ 112,143.74	\$ 112,544.78	0.36%
MGS-S Customer 98	\$ 22,856.68	\$ 23,230.06	1.63%	\$ 85,293.20	\$ 85,666.58	0.44%
MGS-S Customer 99	\$ 4,740.73	\$ 4,829.49	1.87%	\$ 17,273.17	\$ 17,361.93	0.51%
MGS-S Customer 100	\$ 6,576.62	\$ 6,699.18	1.86%	\$ 21,446.10	\$ 21,568.65	0.57%
MGS-S Customer 101	\$ 3,555.66	\$ 3,627.58	2.02%	\$ 9,717.33	\$ 9,789.25	0.74%
MGS-S Customer 102	\$ 5,496.72	\$ 5,602.56	1.93%	\$ 18,735.31	\$ 18,841.15	0.56%
MGS-S Customer 103	\$ 11,585.04	\$ 11,779.69	1.68%	\$ 42,701.09	\$ 42,895.74	0.46%
MGS-S Customer 104	\$ 6,040.89	\$ 6,150.08	1.81%	\$ 21,830.99	\$ 21,940.18	0.50%
MGS-S Customer 105	\$ 6,328.55	\$ 6,445.78	1.85%	\$ 10,551.74	\$ 10,668.97	1.11%
MGS-S Customer 106	\$ 5,077.41	\$ 5,172.99	1.88%	\$ 9,977.04	\$ 10,072.62	0.96%
MGS-S Customer 107	\$ 4,578.90	\$ 4,665.69	1.90%	\$ 15,294.09	\$ 15,380.88	0.57%
MGS-S Customer 108	\$ 2,954.73	\$ 3,021.33	2.25%	\$ 8,295.87	\$ 8,362.47	0.80%
MGS-S Customer 109	\$ 3,332.79	\$ 3,399.23	1.99%	\$ 11,119.52	\$ 11,185.96	0.60%
MGS-S Customer 110	\$ 7,248.05	\$ 7,381.02	1.83%	\$ 23,651.75	\$ 23,784.71	0.56%
MGS-S Customer 111	\$ 5,141.66	\$ 5,242.74	1.97%	\$ 12,843.49	\$ 12,944.57	0.79%
MGS-S Customer 112	\$ 2,358.38	\$ 2,415.46	2.42%	\$ 6,754.33	\$ 6,811.41	0.85%
MGS-S Customer 113	\$ 2,371.29	\$ 2,428.28	2.40%	\$ 6,933.72	\$ 6,990.71	0.82%
MGS-S Customer 114	\$ 4,611.62	\$ 4,704.45	2.01%	\$ 12,600.59	\$ 12,693.42	0.74%
MGS-S Customer 115	\$ 5,289.81	\$ 5,392.68	1.94%	\$ 16,981.27	\$ 17,084.14	0.61%
MGS-S Customer 116	\$ 4,017.63	\$ 4,096.28	1.96%	\$ 12,514.16	\$ 12,592.81	0.63%
MGS-S Customer 117	\$ 17,007.97	\$ 17,313.89	1.80%	\$ 31,021.27	\$ 31,327.19	0.99%

Internal Use

Customer	Delivery 7/22 Prices	Delivery 8/23 Prices	Delivery % Difference	Bundled 7/22 Prices	Bundled 8/23 Prices	Bundled % Difference
MGS-S Customer 118	\$ 6,402.64	\$ 6,517.61	1.80%	\$ 22,637.91	\$ 22,752.88	0.51%
MGS-S Customer 119	\$ 667.81	\$ 690.61	3.41%	\$ 10,803.57	\$ 10,826.37	0.21%
MGS-S Customer 120	\$ 6,823.51	\$ 6,944.62	1.77%	\$ 24,530.38	\$ 24,651.49	0.49%
MGS-S Customer 121	\$ 8,386.58	\$ 8,533.13	1.75%	\$ 27,132.10	\$ 27,278.66	0.54%
MGS-S Customer 122	\$ 8,570.21	\$ 8,725.26	1.81%	\$ 25,211.57	\$ 25,366.62	0.61%
MGS-S Customer 123	\$ 5,219.91	\$ 5,320.01	1.92%	\$ 21,111.70	\$ 21,211.80	0.47%
MGS-S Customer 124	\$ 9,507.16	\$ 9,676.49	1.78%	\$ 29,128.52	\$ 29,297.85	0.58%
MGS-S Customer 125	\$ 6,946.34	\$ 7,073.86	1.84%	\$ 25,466.19	\$ 25,593.72	0.50%
MGS-S Customer 126	\$ 8,239.19	\$ 8,390.27	1.83%	\$ 20,349.43	\$ 20,500.50	0.74%
MGS-S Customer 127	\$ 2,984.09	\$ 3,050.82	2.24%	\$ 9,391.99	\$ 9,458.73	0.71%
MGS-S Customer 128	\$ 3,330.57	\$ 3,401.44	2.13%	\$ 13,262.37	\$ 13,333.24	0.53%
MGS-S Customer 129	\$ 4,504.50	\$ 4,595.30	2.02%	\$ 12,402.40	\$ 12,493.20	0.73%
MGS-S Customer 130	\$ 13,782.95	\$ 14,018.00	1.71%	\$ 43,281.26	\$ 43,516.31	0.54%
MGS-S Customer 131	\$ 9,621.48	\$ 9,791.37	1.77%	\$ 31,688.07	\$ 31,857.97	0.54%
MGS-S Customer 132	\$ 5,213.50	\$ 5,314.80	1.94%	\$ 17,639.91	\$ 17,741.20	0.57%
MGS-S Customer 133	\$ 8,699.52	\$ 8,856.07	1.80%	\$ 26,840.36	\$ 26,996.91	0.58%
MGS-S Customer 134	\$ 1,142.63	\$ 1,179.32	3.21%	\$ 6,248.50	\$ 6,285.19	0.59%
MGS-S Customer 135	\$ 5,516.56	\$ 5,623.92	1.95%	\$ 14,660.16	\$ 14,767.53	0.73%
MGS-S Customer 136	\$ 2,042.61	\$ 2,094.92	2.56%	\$ 5,069.00	\$ 5,121.31	1.03%
MGS-S Customer 137	\$ 4,113.03	\$ 4,197.76	2.06%	\$ 11,983.51	\$ 12,068.24	0.71%
MGS-S Customer 138	\$ 5,661.43	\$ 5,764.67	1.82%	\$ 20,404.53	\$ 20,507.77	0.51%
MGS-S Customer 139	\$ 2,678.11	\$ 2,739.48	2.29%	\$ 10,647.66	\$ 10,709.03	0.58%
MGS-S Customer 140	\$ 2,113.15	\$ 2,166.70	2.53%	\$ 5,787.87	\$ 5,841.42	0.93%
MGS-S Customer 141	\$ 22,554.02	\$ 22,899.24	1.53%	\$ 66,065.62	\$ 66,410.84	0.52%
MGS-S Customer 142	\$ 14,941.13	\$ 15,187.29	1.65%	\$ 46,505.32	\$ 46,751.49	0.53%
MGS-S Customer 143	\$ 7,500.37	\$ 7,638.77	1.85%	\$ 22,466.16	\$ 22,604.57	0.62%
MGS-S Customer 144	\$ 7,409.59	\$ 7,541.67	1.78%	\$ 20,792.15	\$ 20,924.23	0.64%
MGS-S Customer 145	\$ 18,445.02	\$ 18,746.76	1.64%	\$ 64,918.33	\$ 65,220.08	0.46%
MGS-S Customer 146	\$ 9,663.92	\$ 9,830.45	1.72%	\$ 30,145.00	\$ 30,311.53	0.55%
MGS-S Customer 147	\$ 17,840.87	\$ 18,138.08	1.67%	\$ 68,573.94	\$ 68,871.15	0.43%
MGS-S Customer 148	\$ 4,586.41	\$ 4,677.70	1.99%	\$ 15,930.50	\$ 16,021.80	0.57%
MGS-S Customer 149	\$ 13,637.53	\$ 13,870.67	1.71%	\$ 43,586.03	\$ 43,819.18	0.53%
MGS-S Customer 150	\$ 6,278.11	\$ 6,391.67	1.81%	\$ 20,811.20	\$ 20,924.75	0.55%
MGS-S Customer 151	\$ 4,838.67	\$ 4,927.17	1.83%	\$ 22,871.54	\$ 22,960.03	0.39%
MGS-S Customer 152	\$ 7,184.72	\$ 7,320.28	1.89%	\$ 13,046.44	\$ 13,182.01	1.04%
MGS-S Customer 153	\$ 5,677.41	\$ 5,782.85	1.86%	\$ 14,632.71	\$ 14,738.15	0.72%
MGS-S Customer 154	\$ 11,358.24	\$ 11,556.05	1.74%	\$ 35,852.83	\$ 36,050.64	0.55%
MGS-S Customer 155	\$ 7,682.06	\$ 7,818.02	1.77%	\$ 23,842.03	\$ 23,977.99	0.57%
MGS-S Customer 156	\$ 10,957.54	\$ 11,146.84	1.73%	\$ 29,199.50	\$ 29,388.81	0.65%
MGS-S Customer 157	\$ 10,921.96	\$ 11,112.31	1.74%	\$ 36,334.88	\$ 36,525.24	0.52%

Internal Use

Customer	Delivery 7/22 Prices	Delivery 8/23 Prices	Delivery % Difference	Bundled 7/22 Prices	Bundled 8/23 Prices	Bundled % Difference
MGS-S Customer 158	\$ 8,006.90	\$ 8,146.84	1.75%	\$ 26,545.04	\$ 26,684.98	0.53%
MGS-S Customer 159	\$ 7,640.94	\$ 7,780.59	1.83%	\$ 23,455.03	\$ 23,594.68	0.60%
MGS-S Customer 160	\$ 13,087.20	\$ 13,305.26	1.67%	\$ 47,415.43	\$ 47,633.49	0.46%
MGS-S Customer 161	\$ 3,009.51	\$ 3,073.40	2.12%	\$ 6,992.28	\$ 7,056.17	0.91%
MGS-S Customer 162	\$ 2,856.67	\$ 2,917.68	2.14%	\$ 8,924.18	\$ 8,985.19	0.68%
MGS-S Customer 163	\$ 4,296.33	\$ 4,378.81	1.92%	\$ 13,944.76	\$ 14,027.23	0.59%
MGS-S Customer 164	\$ 4,304.17	\$ 4,390.79	2.01%	\$ 16,016.19	\$ 16,102.82	0.54%
MGS-S Customer 165	\$ 21,174.11	\$ 21,529.96	1.68%	\$ 45,991.38	\$ 46,347.23	0.77%
MGS-S Customer 166	\$ 2,470.33	\$ 2,526.72	2.28%	\$ 14,373.51	\$ 14,429.91	0.39%
MGS-S Customer 167	\$ 10,403.83	\$ 10,587.72	1.77%	\$ 30,792.58	\$ 30,976.47	0.60%
MGS-S Customer 168	\$ 1,730.63	\$ 1,775.11	2.57%	\$ 11,912.21	\$ 11,956.69	0.37%
MGS-S Customer 169	\$ 20,913.97	\$ 21,251.54	1.61%	\$ 94,737.44	\$ 95,075.01	0.36%
MGS-S Customer 170	\$ 5,009.01	\$ 5,103.95	1.90%	\$ 12,245.90	\$ 12,340.84	0.78%
MGS-S Customer 171	\$ 4,653.40	\$ 4,742.13	1.91%	\$ 13,227.41	\$ 13,316.13	0.67%
MGS-S Customer 172	\$ 4,903.87	\$ 5,000.27	1.97%	\$ 16,609.04	\$ 16,705.44	0.58%
MGS-S Customer 173	\$ 4,698.07	\$ 4,789.90	1.95%	\$ 18,617.32	\$ 18,709.16	0.49%
MGS-S Customer 174	\$ 9,849.31	\$ 10,022.11	1.75%	\$ 34,859.34	\$ 35,032.14	0.50%
MGS-S Customer 175	\$ 3,191.84	\$ 3,263.44	2.24%	\$ 5,501.91	\$ 5,573.51	1.30%
MGS-S Customer 176	\$ 4,561.38	\$ 4,652.85	2.01%	\$ 13,421.05	\$ 13,512.51	0.68%
MGS-S Customer 177	\$ 15,203.75	\$ 15,470.27	1.75%	\$ 25,304.66	\$ 25,571.18	1.05%
MGS-S Customer 178	\$ 18,035.80	\$ 18,336.83	1.67%	\$ 57,959.52	\$ 58,260.56	0.52%
MGS-S Customer 179	\$ 17,443.23	\$ 17,731.69	1.65%	\$ 54,199.57	\$ 54,488.03	0.53%
MGS-S Customer 180	\$ 2,853.89	\$ 2,917.84	2.24%	\$ 9,581.74	\$ 9,645.68	0.67%
MGS-S Customer 181	\$ 10,159.23	\$ 10,333.64	1.72%	\$ 33,044.30	\$ 33,218.71	0.53%
MGS-S Customer 182	\$ 3,030.00	\$ 3,093.75	2.10%	\$ 6,977.24	\$ 7,040.99	0.91%
MGS-S Customer 183	\$ 2,881.06	\$ 2,941.08	2.08%	\$ 10,022.20	\$ 10,082.22	0.60%
MGS-S Customer 184	\$ 15,277.98	\$ 15,532.09	1.66%	\$ 38,414.08	\$ 38,668.20	0.66%
MGS-S Customer 185	\$ 4,954.38	\$ 5,047.96	1.89%	\$ 13,955.85	\$ 14,049.42	0.67%
MGS-S Customer 186	\$ 11,066.71	\$ 11,251.21	1.67%	\$ 48,271.65	\$ 48,456.15	0.38%
MGS-S Customer 187	\$ 4,948.72	\$ 5,042.22	1.89%	\$ 11,283.49	\$ 11,377.00	0.83%
MGS-S Customer 188	\$ 3,426.03	\$ 3,492.99	1.95%	\$ 18,795.18	\$ 18,862.14	0.36%
MGS-S Customer 189	\$ 4,964.88	\$ 5,063.32	1.98%	\$ 14,700.14	\$ 14,798.58	0.67%
MGS-S Customer 190	\$ 1,697.29	\$ 1,738.78	2.44%	\$ 5,330.99	\$ 5,372.48	0.78%
MGS-S Customer 191	\$ 8,308.07	\$ 8,451.08	1.72%	\$ 34,004.37	\$ 34,147.38	0.42%
MGS-S Customer 192	\$ 4,998.93	\$ 5,093.66	1.90%	\$ 12,202.12	\$ 12,296.84	0.78%
MGS-S Customer 193	\$ 6,105.44	\$ 6,214.96	1.79%	\$ 23,253.21	\$ 23,362.74	0.47%
MGS-S Customer 194	\$ 17,706.65	\$ 17,999.41	1.65%	\$ 54,225.31	\$ 54,518.08	0.54%
MGS-S Customer 195	\$ 4,370.00	\$ 4,459.27	2.04%	\$ 10,899.26	\$ 10,988.52	0.82%
MGS-S Customer 196	\$ 19,387.39	\$ 19,700.00	1.61%	\$ 80,513.88	\$ 80,826.49	0.39%
MGS-S Customer 197	\$ 6,589.06	\$ 6,713.33	1.89%	\$ 17,799.93	\$ 17,924.20	0.70%

Internal Use

Customer	Delivery 7/22 Prices	Delivery 8/23 Prices	Delivery % Difference	Bundled 7/22 Prices	Bundled 8/23 Prices	Bundled % Difference
MGS-S Customer 198	\$ 462.68	\$ 485.51	4.93%	\$ 462.80	\$ 485.62	4.93%
MGS-S Customer 199	\$ 461.04	\$ 483.84	4.95%	\$ 461.04	\$ 483.84	4.95%
MGS-S Customer 200	\$ 2,355.60	\$ 2,409.13	2.27%	\$ 5,489.97	\$ 5,543.50	0.98%
MGS-S Customer 201	\$ 5,247.65	\$ 5,351.57	1.98%	\$ 11,289.91	\$ 11,393.83	0.92%
MGS-S Customer 202	\$ 9,336.28	\$ 9,502.69	1.78%	\$ 30,187.12	\$ 30,353.52	0.55%
MGS-S Customer 203	\$ 4,785.80	\$ 4,875.60	1.88%	\$ 16,667.51	\$ 16,757.31	0.54%
MGS-S Customer 204	\$ 10,873.81	\$ 11,061.25	1.72%	\$ 29,507.93	\$ 29,695.37	0.64%
MGS-S Customer 205	\$ 4,241.32	\$ 4,328.17	2.05%	\$ 11,712.34	\$ 11,799.19	0.74%
MGS-S Customer 206	\$ 4,933.12	\$ 5,031.05	1.99%	\$ 13,364.98	\$ 13,462.91	0.73%
MGS-S Customer 207	\$ 7,922.19	\$ 8,063.57	1.78%	\$ 33,471.55	\$ 33,612.93	0.42%
MGS-S Customer 208	\$ 5,156.43	\$ 5,256.38	1.94%	\$ 18,720.67	\$ 18,820.62	0.53%
MGS-S Customer 209	\$ 3,521.77	\$ 3,592.61	2.01%	\$ 10,037.54	\$ 10,108.38	0.71%
MGS-S Customer 210	\$ 4,299.87	\$ 4,382.70	1.93%	\$ 12,612.09	\$ 12,694.92	0.66%
MGS-S Customer 211	\$ 1,329.43	\$ 1,361.95	2.45%	\$ 14,291.73	\$ 14,324.25	0.23%
MGS-S Customer 212	\$ 21,976.31	\$ 22,333.83	1.63%	\$ 81,311.14	\$ 81,668.67	0.44%
MGS-S Customer 213	\$ 5,575.24	\$ 5,683.23	1.94%	\$ 15,072.95	\$ 15,180.94	0.72%
MGS-S Customer 214	\$ 15,095.19	\$ 15,344.60	1.65%	\$ 55,311.43	\$ 55,560.84	0.45%
MGS-S Customer 215	\$ 6,386.70	\$ 6,508.46	1.91%	\$ 13,695.01	\$ 13,816.76	0.89%
MGS-S Customer 216	\$ 6,280.28	\$ 6,392.86	1.79%	\$ 23,196.44	\$ 23,309.02	0.49%
MGS-S Customer 217	\$ 9,976.72	\$ 10,151.96	1.76%	\$ 33,969.34	\$ 34,144.59	0.52%
MGS-S Customer 218	\$ 7,454.64	\$ 7,591.36	1.83%	\$ 23,780.63	\$ 23,917.35	0.57%
MGS-S Customer 219	\$ 8,763.18	\$ 8,920.54	1.80%	\$ 24,504.15	\$ 24,661.50	0.64%
MGS-S Customer 220	\$ 9,830.29	\$ 10,005.96	1.79%	\$ 26,823.58	\$ 26,999.25	0.65%
MGS-S Customer 221	\$ 4,368.59	\$ 4,458.40	2.06%	\$ 9,914.94	\$ 10,004.76	0.91%
MGS-S Customer 222	\$ 31,174.51	\$ 31,680.37	1.62%	\$ 107,452.36	\$ 107,958.22	0.47%
MGS-S Customer 223	\$ 5,198.28	\$ 5,300.59	1.97%	\$ 14,815.40	\$ 14,917.71	0.69%
MGS-S Customer 224	\$ 11,101.17	\$ 11,298.13	1.77%	\$ 24,803.67	\$ 25,000.63	0.79%
MGS-S Customer 225	\$ 4,732.54	\$ 4,827.57	2.01%	\$ 13,000.66	\$ 13,095.69	0.73%
MGS-S Customer 226	\$ 4,989.28	\$ 5,082.39	1.87%	\$ 16,302.07	\$ 16,395.18	0.57%
MGS-S Customer 227	\$ 21,974.63	\$ 22,338.53	1.66%	\$ 69,270.65	\$ 69,634.55	0.53%
MGS-S Customer 228	\$ 3,261.61	\$ 3,327.32	2.01%	\$ 12,391.62	\$ 12,457.33	0.53%
MGS-S Customer 229	\$ 19,422.06	\$ 19,740.30	1.64%	\$ 71,050.95	\$ 71,369.20	0.45%
MGS-S Customer 230	\$ 535.39	\$ 559.35	4.48%	\$ 647.48	\$ 671.44	3.70%
MGS-S Customer 231	\$ 18,597.85	\$ 18,907.12	1.66%	\$ 66,104.11	\$ 66,413.38	0.47%
MGS-S Customer 232	\$ 6,857.61	\$ 6,980.55	1.79%	\$ 20,715.28	\$ 20,838.22	0.59%
MGS-S Customer 233	\$ 4,303.31	\$ 4,392.08	2.06%	\$ 10,185.60	\$ 10,274.37	0.87%
MGS-S Customer 234	\$ 1,882.12	\$ 1,931.56	2.63%	\$ 4,701.46	\$ 4,750.90	1.05%
MGS-S Customer 235	\$ 6,625.22	\$ 6,746.86	1.84%	\$ 18,400.66	\$ 18,522.30	0.66%
MGS-S Customer 236	\$ 61,158.54	\$ 62,119.99	1.57%	\$ 261,979.22	\$ 262,940.67	0.37%
MGS-S Customer 237	\$ 8,196.76	\$ 8,345.90	1.82%	\$ 26,268.70	\$ 26,417.84	0.57%

Internal Use

Customer	Delivery 7/22 Prices	Delivery 8/23 Prices	Delivery % Difference	Bundled 7/22 Prices	Bundled 8/23 Prices	Bundled % Difference
MGS-S Customer 238	\$ 8,392.62	\$ 8,546.22	1.83%	\$ 19,302.63	\$ 19,456.23	0.80%
MGS-S Customer 239	\$ 4,207.24	\$ 4,288.59	1.93%	\$ 13,152.94	\$ 13,234.29	0.62%
MGS-S Customer 240	\$ 15,431.77	\$ 15,699.72	1.74%	\$ 29,618.75	\$ 29,886.70	0.90%
MGS-S Customer 241	\$ 5,247.88	\$ 5,351.67	1.98%	\$ 12,488.08	\$ 12,591.87	0.83%
MGS-S Customer 242	\$ 65,555.48	\$ 66,599.43	1.59%	\$ 215,295.73	\$ 216,339.68	0.48%
MGS-S Customer 243	\$ 10,060.14	\$ 10,237.21	1.76%	\$ 33,913.82	\$ 34,090.89	0.52%
MGS-S Customer 244	\$ 2,453.21	\$ 2,507.18	2.20%	\$ 7,381.74	\$ 7,435.71	0.73%
MGS-S Customer 245	\$ 4,221.07	\$ 4,302.43	1.93%	\$ 13,552.87	\$ 13,634.23	0.60%
MGS-S Customer 246	\$ 4,408.96	\$ 4,494.09	1.93%	\$ 12,827.90	\$ 12,913.04	0.66%
MGS-S Customer 247	\$ 4,017.93	\$ 4,101.52	2.08%	\$ 11,404.62	\$ 11,488.21	0.73%
MGS-S Customer 248	\$ 26,100.28	\$ 26,528.11	1.64%	\$ 63,560.48	\$ 63,988.31	0.67%
MGS-S Customer 249	\$ 19,045.25	\$ 19,364.45	1.68%	\$ 63,562.37	\$ 63,881.57	0.50%
MGS-S Customer 250	\$ 7,000.38	\$ 7,126.41	1.80%	\$ 27,019.38	\$ 27,145.40	0.47%
MGS-S Customer 251	\$ 7,617.03	\$ 7,755.79	1.82%	\$ 26,333.31	\$ 26,472.06	0.53%
MGS-S Customer 252	\$ 4,539.20	\$ 4,631.12	2.03%	\$ 9,867.43	\$ 9,959.35	0.93%
MGS-S Customer 253	\$ 3,404.24	\$ 3,478.71	2.19%	\$ 7,717.92	\$ 7,792.39	0.96%
MGS-S Customer 254	\$ 20,954.07	\$ 21,298.46	1.64%	\$ 77,299.77	\$ 77,644.16	0.45%
MGS-S Customer 255	\$ 7,871.06	\$ 8,011.77	1.79%	\$ 25,993.27	\$ 26,133.99	0.54%
MGS-S Customer 256	\$ 2,509.45	\$ 2,563.65	2.16%	\$ 7,255.39	\$ 7,309.59	0.75%
MGS-S Customer 257	\$ 4,143.25	\$ 4,221.57	1.89%	\$ 16,394.37	\$ 16,472.69	0.48%
MGS-S Customer 258	\$ 11,277.40	\$ 11,472.46	1.73%	\$ 37,804.85	\$ 37,999.91	0.52%
MGS-S Customer 259	\$ 12,695.77	\$ 12,911.36	1.70%	\$ 35,978.14	\$ 36,193.72	0.60%
MGS-S Customer 260	\$ 1,790.74	\$ 1,834.22	2.43%	\$ 3,957.18	\$ 4,000.66	1.10%
MGS-S Customer 261	\$ 5,124.55	\$ 5,219.67	1.86%	\$ 17,135.94	\$ 17,231.07	0.56%
MGS-S Customer 262	\$ 7,936.95	\$ 8,074.43	1.73%	\$ 30,698.27	\$ 30,835.75	0.45%
MGS-S Customer 263	\$ 14,219.98	\$ 14,462.68	1.71%	\$ 44,042.80	\$ 44,285.50	0.55%
MGS-S Customer 264	\$ 2,428.08	\$ 2,468.29	1.66%	\$ 45,797.54	\$ 45,837.75	0.09%
MGS-S Customer 265	\$ 12,284.47	\$ 12,486.12	1.64%	\$ 59,047.10	\$ 59,248.75	0.34%
MGS-S Customer 266	\$ 2,245.36	\$ 2,295.39	2.23%	\$ 6,737.63	\$ 6,787.67	0.74%
MGS-S Customer 267	\$ 2,032.53	\$ 2,084.12	2.54%	\$ 6,256.51	\$ 6,308.10	0.82%
MGS-S Customer 268	\$ 19,202.22	\$ 19,520.99	1.66%	\$ 34,339.87	\$ 34,658.64	0.93%
MGS-S Customer 269	\$ 4,441.73	\$ 4,530.83	2.01%	\$ 14,556.35	\$ 14,645.45	0.61%
MGS-S Customer 270	\$ 3,514.56	\$ 3,584.77	2.00%	\$ 11,530.73	\$ 11,600.94	0.61%
MGS-S Customer 271	\$ 479.64	\$ 502.64	4.80%	\$ 776.84	\$ 799.84	2.96%
MGS-S Customer 272	\$ 5,975.02	\$ 6,087.46	1.88%	\$ 19,485.55	\$ 19,598.00	0.58%
MGS-S Customer 273	\$ 8,057.79	\$ 8,197.23	1.73%	\$ 31,203.04	\$ 31,342.48	0.45%
MGS-S Customer 274	\$ 9,620.22	\$ 9,786.54	1.73%	\$ 28,670.26	\$ 28,836.58	0.58%
MGS-S Customer 275	\$ 3,776.04	\$ 3,856.59	2.13%	\$ 7,565.03	\$ 7,645.57	1.06%
MGS-S Customer 276	\$ 2,054.29	\$ 2,106.49	2.54%	\$ 5,753.47	\$ 5,805.66	0.91%
MGS-S Customer 277	\$ 16,090.82	\$ 16,357.03	1.65%	\$ 66,732.48	\$ 66,998.69	0.40%

Internal Use

Customer	Delivery 7/22 Prices	Delivery 8/23 Prices	Delivery % Difference	Bundled 7/22 Prices	Bundled 8/23 Prices	Bundled % Difference
MGS-S Customer 278	\$ 9,185.02	\$ 9,344.19	1.73%	\$ 28,764.10	\$ 28,923.27	0.55%
MGS-S Customer 279	\$ 1,736.16	\$ 1,783.36	2.72%	\$ 4,583.61	\$ 4,630.81	1.03%
MGS-S Customer 280	\$ 8,395.14	\$ 8,547.59	1.82%	\$ 21,448.62	\$ 21,601.07	0.71%
MGS-S Customer 281	\$ 4,411.53	\$ 4,494.92	1.89%	\$ 16,269.12	\$ 16,352.52	0.51%
MGS-S Customer 282	\$ 12,990.50	\$ 13,208.68	1.68%	\$ 42,955.00	\$ 43,173.18	0.51%
MGS-S Customer 283	\$ 4,459.21	\$ 4,543.25	1.88%	\$ 13,801.40	\$ 13,885.45	0.61%
MGS-S Customer 284	\$ 5,510.59	\$ 5,616.17	1.92%	\$ 18,545.79	\$ 18,651.37	0.57%
MGS-S Customer 285	\$ 6,660.82	\$ 6,787.08	1.90%	\$ 15,189.46	\$ 15,315.72	0.83%
MGS-S Customer 286	\$ 1,055.54	\$ 1,091.98	3.45%	\$ 2,883.76	\$ 2,920.20	1.26%
MGS-S Customer 287	\$ 3,076.55	\$ 3,145.59	2.24%	\$ 8,148.14	\$ 8,217.18	0.85%
MGS-S Customer 288	\$ 5,943.24	\$ 6,052.51	1.84%	\$ 17,230.43	\$ 17,339.70	0.63%
MGS-S Customer 289	\$ 8,631.24	\$ 8,783.92	1.77%	\$ 33,970.92	\$ 34,123.60	0.45%
MGS-S Customer 290	\$ 7,348.34	\$ 7,477.37	1.76%	\$ 27,555.30	\$ 27,684.33	0.47%
MGS-S Customer 291	\$ 13,145.21	\$ 13,362.72	1.65%	\$ 52,342.22	\$ 52,559.73	0.42%
MGS-S Customer 292	\$ 4,207.97	\$ 4,293.50	2.03%	\$ 14,089.49	\$ 14,175.02	0.61%
MGS-S Customer 293	\$ 9,507.53	\$ 9,676.18	1.77%	\$ 30,842.84	\$ 31,011.49	0.55%
MGS-S Customer 294	\$ 3,331.23	\$ 3,399.97	2.06%	\$ 8,905.93	\$ 8,974.67	0.77%
MGS-S Customer 295	\$ 3,161.62	\$ 3,227.48	2.08%	\$ 8,820.76	\$ 8,886.62	0.75%
MGS-S Customer 296	\$ 4,094.96	\$ 4,179.17	2.06%	\$ 12,171.80	\$ 12,256.01	0.69%
MGS-S Customer 297	\$ 10,069.63	\$ 10,239.36	1.69%	\$ 54,321.66	\$ 54,491.39	0.31%
MGS-S Customer 298	\$ 5,911.82	\$ 6,022.29	1.87%	\$ 24,543.88	\$ 24,654.35	0.45%
MGS-S Customer 299	\$ 2,553.55	\$ 2,607.74	2.12%	\$ 11,057.74	\$ 11,111.93	0.49%
MGS-S Customer 300	\$ 4,772.81	\$ 4,859.49	1.82%	\$ 25,378.89	\$ 25,465.57	0.34%
MGS-S Customer 301	\$ 982.55	\$ 1,013.64	3.16%	\$ 1,270.49	\$ 1,301.58	2.45%
MGS-S Customer 302	\$ 795.62	\$ 823.75	3.54%	\$ 960.16	\$ 988.29	2.93%
MGS-S Customer 303	\$ 839.82	\$ 868.67	3.44%	\$ 976.94	\$ 1,005.79	2.95%
MGS-S Customer 304	\$ 37,587.86	\$ 38,212.03	1.66%	\$ 77,817.82	\$ 78,441.98	0.80%
MGS-S Customer 305	\$ 2,557.14	\$ 2,617.65	2.37%	\$ 4,412.78	\$ 4,473.29	1.37%
MGS-S Customer 306	\$ 4,734.09	\$ 4,824.06	1.90%	\$ 12,974.78	\$ 13,064.76	0.69%
MGS-S Customer 307	\$ 7,334.85	\$ 7,465.65	1.78%	\$ 23,621.08	\$ 23,751.88	0.55%
MGS-S Customer 308	\$ 9,839.82	\$ 10,012.68	1.76%	\$ 36,317.00	\$ 36,489.86	0.48%
MGS-S Customer 309	\$ 8,264.96	\$ 8,406.66	1.71%	\$ 34,326.22	\$ 34,467.92	0.41%
MGS-S Customer 310	\$ 5,780.67	\$ 5,891.04	1.91%	\$ 19,024.29	\$ 19,134.66	0.58%
MGS-S Customer 311	\$ 6,161.05	\$ 6,272.76	1.81%	\$ 20,192.63	\$ 20,304.34	0.55%
MGS-S Customer 312	\$ 3,980.57	\$ 4,059.92	1.99%	\$ 7,814.58	\$ 7,893.92	1.02%
MGS-S Customer 313	\$ 6,047.35	\$ 6,155.01	1.78%	\$ 23,749.65	\$ 23,857.31	0.45%
MGS-S Customer 314	\$ 2,422.57	\$ 2,480.62	2.40%	\$ 6,892.56	\$ 6,950.61	0.84%
MGS-S Customer 315	\$ 11,005.18	\$ 11,189.21	1.67%	\$ 45,196.98	\$ 45,381.01	0.41%
MGS-S Customer 316	\$ 3,953.64	\$ 4,034.85	2.05%	\$ 11,184.24	\$ 11,265.45	0.73%
MGS-S Customer 317	\$ 8,056.29	\$ 8,204.51	1.84%	\$ 20,184.35	\$ 20,332.57	0.73%

Customer	Delivery 7/22 Prices	Delivery 8/23 Prices	Delivery % Difference	Bundled 7/22 Prices	Bundled 8/23 Prices	Bundled % Difference
MGS-S Customer 318	\$ 3,569.57	\$ 3,645.36	2.12%	\$ 11,456.05	\$ 11,531.84	0.66%
MGS-S Customer 319	\$ 11,060.68	\$ 11,251.58	1.73%	\$ 41,322.27	\$ 41,513.17	0.46%
MGS-S Customer 320	\$ 5,417.07	\$ 5,516.57	1.84%	\$ 19,059.47	\$ 19,158.97	0.52%
MGS-S Customer 321	\$ 10,223.30	\$ 10,405.28	1.78%	\$ 20,895.53	\$ 21,077.51	0.87%
MGS-S Customer 322	\$ 8,356.74	\$ 8,509.60	1.83%	\$ 20,626.26	\$ 20,779.12	0.74%
MGS-S Customer 323	\$ 3,265.91	\$ 3,337.60	2.20%	\$ 8,692.40	\$ 8,764.10	0.82%
MGS-S Customer 324	\$ 6,987.68	\$ 7,119.26	1.88%	\$ 15,297.05	\$ 15,428.63	0.86%
MGS-S Customer 325	\$ 6,321.19	\$ 6,434.12	1.79%	\$ 21,683.02	\$ 21,795.96	0.52%
MGS-S Customer 326	\$ 7,054.87	\$ 7,180.67	1.78%	\$ 22,328.73	\$ 22,454.52	0.56%
MGS-S Customer 327	\$ 7,878.18	\$ 8,021.51	1.82%	\$ 21,571.54	\$ 21,714.87	0.66%
MGS-S Customer 328	\$ 11,478.20	\$ 11,674.06	1.71%	\$ 48,275.67	\$ 48,471.53	0.41%
MGS-S Customer 329	\$ 2,986.65	\$ 3,053.38	2.23%	\$ 8,523.75	\$ 8,590.48	0.78%
MGS-S Customer 330	\$ 3,960.44	\$ 4,043.78	2.10%	\$ 8,603.66	\$ 8,687.00	0.97%
MGS-S Customer 331	\$ 21,485.43	\$ 21,836.88	1.64%	\$ 81,158.49	\$ 81,509.94	0.43%
MGS-S Customer 332	\$ 41,898.78	\$ 42,560.59	1.58%	\$ 89,912.37	\$ 90,574.18	0.74%
MGS-S Customer 333	\$ 2,073.61	\$ 2,121.70	2.32%	\$ 6,563.82	\$ 6,611.92	0.73%
MGS-S Customer 334	\$ 8,288.95	\$ 8,430.55	1.71%	\$ 36,224.24	\$ 36,365.85	0.39%
MGS-S Customer 335	\$ 7,122.92	\$ 7,253.67	1.84%	\$ 24,326.46	\$ 24,457.21	0.54%
MGS-S Customer 336	\$ 7,426.96	\$ 7,563.02	1.83%	\$ 22,235.53	\$ 22,371.59	0.61%
MGS-S Customer 337	\$ 9,968.03	\$ 10,134.14	1.67%	\$ 47,722.69	\$ 47,888.80	0.35%
MGS-S Customer 338	\$ 8,196.83	\$ 8,339.59	1.74%	\$ 28,200.06	\$ 28,342.82	0.51%
MGS-S Customer 339	\$ 10,900.99	\$ 11,087.10	1.71%	\$ 35,417.40	\$ 35,603.51	0.53%
MGS-S Customer 340	\$ 5,028.80	\$ 5,128.40	1.98%	\$ 12,615.91	\$ 12,715.51	0.79%
MGS-S Customer 341	\$ 7,744.31	\$ 7,885.44	1.82%	\$ 25,843.67	\$ 25,984.80	0.55%
MGS-S Customer 342	\$ 2,298.86	\$ 2,349.64	2.21%	\$ 7,102.50	\$ 7,153.28	0.71%
MGS-S Customer 343	\$ 14,269.16	\$ 14,506.65	1.66%	\$ 55,225.83	\$ 55,463.32	0.43%
MGS-S Customer 344	\$ 4,165.43	\$ 4,251.82	2.07%	\$ 10,137.31	\$ 10,223.70	0.85%
MGS-S Customer 345	\$ 2,905.87	\$ 2,970.34	2.22%	\$ 9,788.77	\$ 9,853.24	0.66%
MGS-S Customer 346	\$ 21,424.62	\$ 21,770.55	1.61%	\$ 96,437.34	\$ 96,783.28	0.36%
MGS-S Customer 347	\$ 4,610.25	\$ 4,697.33	1.89%	\$ 15,602.41	\$ 15,689.49	0.56%
MGS-S Customer 348	\$ 47,129.33	\$ 47,865.05	1.56%	\$ 204,367.56	\$ 205,103.28	0.36%
MGS-S Customer 349	\$ 17,634.75	\$ 17,927.04	1.66%	\$ 64,492.00	\$ 64,784.28	0.45%
MGS-S Customer 350	\$ 8,178.29	\$ 8,324.43	1.79%	\$ 32,127.95	\$ 32,274.09	0.45%
MGS-S Customer 351	\$ 3,451.09	\$ 3,525.22	2.15%	\$ 10,468.59	\$ 10,542.72	0.71%
MGS-S Customer 352	\$ 6,959.60	\$ 7,089.07	1.86%	\$ 20,933.82	\$ 21,063.29	0.62%
MGS-S Customer 353	\$ 8,880.16	\$ 9,030.49	1.69%	\$ 40,014.15	\$ 40,164.48	0.38%
MGS-S Customer 354	\$ 955.46	\$ 990.68	3.69%	\$ 1,377.21	\$ 1,412.43	2.56%
MGS-S Customer 355	\$ 5,667.40	\$ 5,771.59	1.84%	\$ 19,155.32	\$ 19,259.50	0.54%
MGS-S Customer 356	\$ 4,015.08	\$ 4,094.29	1.97%	\$ 9,507.05	\$ 9,586.26	0.83%
MGS-S Customer 357	\$ 3,518.98	\$ 3,590.79	2.04%	\$ 6,885.65	\$ 6,957.45	1.04%

Internal Use

Customer	Delivery 7/22 Prices	Delivery 8/23 Prices	Delivery % Difference	Bundled 7/22 Prices	Bundled 8/23 Prices	Bundled % Difference
MGS-S Customer 358	\$ 6,475.39	\$ 6,591.32	1.79%	\$ 23,172.62	\$ 23,288.56	0.50%
MGS-S Customer 359	\$ 7,718.91	\$ 7,860.47	1.83%	\$ 21,773.34	\$ 21,914.90	0.65%
MGS-S Customer 360	\$ 8,016.45	\$ 8,162.70	1.82%	\$ 23,664.75	\$ 23,810.99	0.62%
MGS-S Customer 361	\$ 5,667.70	\$ 5,779.21	1.97%	\$ 15,700.05	\$ 15,811.56	0.71%
MGS-S Customer 362	\$ 1,721.06	\$ 1,763.12	2.44%	\$ 4,801.61	\$ 4,843.67	0.88%
MGS-S Customer 363	\$ 20,975.77	\$ 21,318.43	1.63%	\$ 80,699.10	\$ 81,041.76	0.42%
MGS-S Customer 364	\$ 6,496.39	\$ 6,615.68	1.84%	\$ 26,801.61	\$ 26,920.90	0.45%
MGS-S Customer 365	\$ 42,339.51	\$ 43,018.03	1.60%	\$ 153,792.29	\$ 154,470.81	0.44%
MGS-S Customer 366	\$ 7,370.68	\$ 7,504.84	1.82%	\$ 12,600.42	\$ 12,734.57	1.06%
MGS-S Customer 367	\$ 3,360.79	\$ 3,431.93	2.12%	\$ 12,218.50	\$ 12,289.65	0.58%
MGS-S Customer 368	\$ 11,605.06	\$ 11,807.61	1.75%	\$ 32,401.04	\$ 32,603.60	0.63%
MGS-S Customer 369	\$ 7,001.46	\$ 7,130.27	1.84%	\$ 25,077.97	\$ 25,206.78	0.51%
MGS-S Customer 370	\$ 14,814.99	\$ 15,061.69	1.67%	\$ 61,391.14	\$ 61,637.85	0.40%
MGS-S Customer 371	\$ 19,171.98	\$ 19,492.44	1.67%	\$ 56,769.29	\$ 57,089.76	0.56%
MGS-S Customer 372	\$ 669.53	\$ 695.53	3.88%	\$ 1,140.64	\$ 1,166.64	2.28%
MGS-S Customer 373	\$ 5,923.87	\$ 6,030.15	1.79%	\$ 23,136.55	\$ 23,242.83	0.46%
MGS-S Customer 374	\$ 19,268.98	\$ 19,587.79	1.65%	\$ 68,466.35	\$ 68,785.15	0.47%
MGS-S Customer 375	\$ 12,610.92	\$ 12,831.90	1.75%	\$ 27,108.70	\$ 27,329.67	0.82%
MGS-S Customer 376	\$ 7,264.37	\$ 7,392.12	1.76%	\$ 26,655.94	\$ 26,783.69	0.48%
MGS-S Customer 377	\$ 4,654.83	\$ 4,743.17	1.90%	\$ 14,048.44	\$ 14,136.79	0.63%
MGS-S Customer 378	\$ 4,540.45	\$ 4,631.69	2.01%	\$ 12,913.69	\$ 13,004.93	0.71%
MGS-S Customer 379	\$ 6,661.69	\$ 6,785.50	1.86%	\$ 22,608.32	\$ 22,732.14	0.55%
MGS-S Customer 380	\$ 4,132.04	\$ 4,217.88	2.08%	\$ 9,589.27	\$ 9,675.11	0.90%
MGS-S Customer 381	\$ 5,178.96	\$ 5,276.00	1.87%	\$ 14,374.90	\$ 14,471.94	0.68%
MGS-S Customer 382	\$ 6,136.82	\$ 6,247.60	1.81%	\$ 21,222.02	\$ 21,332.80	0.52%
MGS-S Customer 383	\$ 3,748.39	\$ 3,825.22	2.05%	\$ 16,838.43	\$ 16,915.27	0.46%
MGS-S Customer 384	\$ 7,072.73	\$ 7,203.37	1.85%	\$ 22,009.27	\$ 22,139.92	0.59%
MGS-S Customer 385	\$ 4,271.97	\$ 4,354.33	1.93%	\$ 12,112.63	\$ 12,194.99	0.68%
MGS-S Customer 386	\$ 4,819.34	\$ 4,909.91	1.88%	\$ 15,763.17	\$ 15,853.74	0.57%
MGS-S Customer 387	\$ 61,280.18	\$ 62,259.83	1.60%	\$ 182,399.67	\$ 183,379.32	0.54%
MGS-S Customer 388	\$ 11,084.03	\$ 11,275.78	1.73%	\$ 39,330.01	\$ 39,521.76	0.49%
MGS-S Customer 389	\$ 4,977.71	\$ 5,074.80	1.95%	\$ 17,801.63	\$ 17,898.73	0.55%
MGS-S Customer 390	\$ 4,985.64	\$ 5,079.92	1.89%	\$ 11,951.15	\$ 12,045.43	0.79%
MGS-S Customer 391	\$ 3,646.73	\$ 3,724.15	2.12%	\$ 10,461.53	\$ 10,538.95	0.74%
MGS-S Customer 392	\$ 3,286.60	\$ 3,353.45	2.03%	\$ 10,672.61	\$ 10,739.45	0.63%
MGS-S Customer 393	\$ 6,484.84	\$ 6,600.50	1.78%	\$ 23,542.35	\$ 23,658.01	0.49%
MGS-S Customer 394	\$ 2,600.07	\$ 2,656.54	2.17%	\$ 7,522.78	\$ 7,579.25	0.75%
MGS-S Customer 395	\$ 7,265.76	\$ 7,396.58	1.80%	\$ 21,800.10	\$ 21,930.92	0.60%
MGS-S Customer 396	\$ 9,992.31	\$ 10,170.24	1.78%	\$ 27,815.96	\$ 27,993.89	0.64%
MGS-S Customer 397	\$ 2,483.29	\$ 2,542.19	2.37%	\$ 7,355.50	\$ 7,414.39	0.80%

Internal Use

Customer	Delivery 7/22 Prices	Delivery 8/23 Prices	Delivery % Difference	Bundled 7/22 Prices	Bundled 8/23 Prices	Bundled % Difference
MGS-S Customer 398	\$ 3,331.40	\$ 3,403.47	2.16%	\$ 8,884.62	\$ 8,956.68	0.81%
MGS-S Customer 399	\$ 3,855.64	\$ 3,936.60	2.10%	\$ 10,301.02	\$ 10,381.98	0.79%
MGS-S Customer 400	\$ 7,218.04	\$ 7,354.18	1.89%	\$ 12,595.29	\$ 12,731.43	1.08%
MGS-S Customer 401	\$ 3,973.65	\$ 4,052.06	1.97%	\$ 9,937.07	\$ 10,015.48	0.79%
MGS-S Customer 402	\$ 3,894.05	\$ 3,970.76	1.97%	\$ 11,347.70	\$ 11,424.41	0.68%
MGS-S Customer 403	\$ 10,092.24	\$ 10,274.33	1.80%	\$ 20,426.24	\$ 20,608.34	0.89%
MGS-S Customer 404	\$ 9,525.76	\$ 9,690.07	1.72%	\$ 30,678.59	\$ 30,842.90	0.54%
MGS-S Customer 405	\$ 6,924.94	\$ 7,048.02	1.78%	\$ 23,313.44	\$ 23,436.51	0.53%
MGS-S Customer 406	\$ 3,511.43	\$ 3,587.00	2.15%	\$ 10,708.44	\$ 10,784.01	0.71%
MGS-S Customer 407	\$ 4,436.12	\$ 4,520.64	1.91%	\$ 12,940.31	\$ 13,024.83	0.65%
MGS-S Customer 408	\$ 4,607.70	\$ 4,700.14	2.01%	\$ 12,862.10	\$ 12,954.55	0.72%
MGS-S Customer 409	\$ 11,136.66	\$ 11,324.30	1.68%	\$ 43,898.34	\$ 44,085.98	0.43%
MGS-S Customer 410	\$ 4,990.95	\$ 5,084.36	1.87%	\$ 15,509.72	\$ 15,603.13	0.60%
MGS-S Customer 411	\$ 6,652.52	\$ 6,777.05	1.87%	\$ 18,878.73	\$ 19,003.26	0.66%
MGS-S Customer 412	\$ 3,304.72	\$ 3,372.26	2.04%	\$ 6,551.07	\$ 6,618.61	1.03%
MGS-S Customer 413	\$ 759.28	\$ 788.92	3.90%	\$ 8,561.20	\$ 8,590.84	0.35%
MGS-S Customer 414	\$ 4,948.53	\$ 5,045.52	1.96%	\$ 16,708.43	\$ 16,805.42	0.58%
MGS-S Customer 415	\$ 2,854.00	\$ 2,914.16	2.11%	\$ 8,905.06	\$ 8,965.22	0.68%
MGS-S Customer 416	\$ 12,217.10	\$ 12,422.81	1.68%	\$ 42,462.80	\$ 42,668.52	0.48%
MGS-S Customer 417	\$ 4,690.33	\$ 4,783.76	1.99%	\$ 14,553.57	\$ 14,647.00	0.64%
MGS-S Customer 418	\$ 4,206.30	\$ 4,287.19	1.92%	\$ 13,669.74	\$ 13,750.62	0.59%
MGS-S Customer 419	\$ 12,311.78	\$ 12,522.71	1.71%	\$ 46,042.41	\$ 46,253.34	0.46%
MGS-S Customer 420	\$ 23,866.80	\$ 24,258.52	1.64%	\$ 75,175.75	\$ 75,567.48	0.52%
MGS-S Customer 421	\$ 11,050.21	\$ 11,244.79	1.76%	\$ 30,365.34	\$ 30,559.92	0.64%
MGS-S Customer 422	\$ 8,897.99	\$ 9,050.14	1.71%	\$ 35,882.50	\$ 36,034.65	0.42%
MGS-S Customer 423	\$ 8,024.75	\$ 8,169.27	1.80%	\$ 28,665.34	\$ 28,809.86	0.50%
MGS-S Customer 424	\$ 5,274.80	\$ 5,376.80	1.93%	\$ 18,238.35	\$ 18,340.36	0.56%
MGS-S Customer 425	\$ 5,474.63	\$ 5,574.96	1.83%	\$ 20,141.63	\$ 20,241.96	0.50%
MGS-S Customer 426	\$ 3,740.70	\$ 3,814.75	1.98%	\$ 11,680.66	\$ 11,754.70	0.63%
MGS-S Customer 427	\$ 7,527.20	\$ 7,665.79	1.84%	\$ 21,659.33	\$ 21,797.92	0.64%
MGS-S Customer 428	\$ 18,100.31	\$ 18,397.70	1.64%	\$ 75,606.93	\$ 75,904.32	0.39%
MGS-S Customer 429	\$ 4,303.13	\$ 4,386.29	1.93%	\$ 12,269.02	\$ 12,352.18	0.68%
MGS-S Customer 430	\$ 4,983.97	\$ 5,077.65	1.88%	\$ 15,099.85	\$ 15,193.53	0.62%
MGS-S Customer 431	\$ 4,684.67	\$ 4,773.78	1.90%	\$ 13,348.60	\$ 13,437.71	0.67%
MGS-S Customer 432	\$ 614.68	\$ 637.48	3.71%	\$ 8,145.91	\$ 8,168.71	0.28%
MGS-S Customer 433	\$ 5,897.86	\$ 6,010.66	1.91%	\$ 17,118.55	\$ 17,231.35	0.66%
MGS-S Customer 434	\$ 6,113.78	\$ 6,228.71	1.88%	\$ 21,060.04	\$ 21,174.97	0.55%
MGS-S Customer 435	\$ 9,220.66	\$ 9,381.94	1.75%	\$ 24,394.87	\$ 24,556.15	0.66%
MGS-S Customer 436	\$ 6,543.62	\$ 6,665.01	1.86%	\$ 24,115.77	\$ 24,237.16	0.50%
MGS-S Customer 437	\$ 5,375.31	\$ 5,479.60	1.94%	\$ 17,688.37	\$ 17,792.65	0.59%

Internal Use

Customer	Delivery 7/22 Prices	Delivery 8/23 Prices	Delivery % Difference	Bundled 7/22 Prices	Bundled 8/23 Prices	Bundled % Difference
MGS-S Customer 438	\$ 3,325.09	\$ 3,397.28	2.17%	\$ 9,714.71	\$ 9,786.90	0.74%
MGS-S Customer 439	\$ 5,181.84	\$ 5,279.12	1.88%	\$ 12,664.39	\$ 12,761.68	0.77%
MGS-S Customer 440	\$ 7,401.66	\$ 7,532.11	1.76%	\$ 25,112.53	\$ 25,242.98	0.52%
MGS-S Customer 441	\$ 4,453.90	\$ 4,544.08	2.02%	\$ 12,154.81	\$ 12,244.99	0.74%
MGS-S Customer 442	\$ 3,940.47	\$ 4,022.51	2.08%	\$ 11,769.82	\$ 11,851.86	0.70%
MGS-S Customer 443	\$ 5,415.46	\$ 5,519.89	1.93%	\$ 17,810.78	\$ 17,915.21	0.59%
MGS-S Customer 444	\$ 23,739.44	\$ 24,129.33	1.64%	\$ 80,505.05	\$ 80,894.95	0.48%
MGS-S Customer 445	\$ 3,865.67	\$ 3,942.75	1.99%	\$ 7,633.74	\$ 7,710.82	1.01%
MGS-S Customer 446	\$ 8,867.58	\$ 9,025.79	1.78%	\$ 29,750.41	\$ 29,908.62	0.53%
MGS-S Customer 447	\$ 36,237.34	\$ 36,826.47	1.63%	\$ 105,097.20	\$ 105,686.33	0.56%
MGS-S Customer 448	\$ 7,607.36	\$ 7,746.29	1.83%	\$ 24,760.62	\$ 24,899.55	0.56%
MGS-S Customer 449	\$ 2,553.74	\$ 2,609.10	2.17%	\$ 8,651.30	\$ 8,706.67	0.64%
MGS-S Customer 450	\$ 29,344.54	\$ 29,817.67	1.61%	\$ 112,299.96	\$ 112,773.09	0.42%
MGS-S Customer 451	\$ 28,853.06	\$ 29,317.29	1.61%	\$ 114,934.74	\$ 115,398.97	0.40%
MGS-S Customer 452	\$ 44,341.20	\$ 45,067.78	1.64%	\$ 101,765.55	\$ 102,492.13	0.71%
MGS-S Customer 453	\$ 7,456.38	\$ 7,595.99	1.87%	\$ 12,252.71	\$ 12,392.32	1.14%
MGS-S Customer 454	\$ 4,768.86	\$ 4,863.67	1.99%	\$ 14,040.44	\$ 14,135.25	0.68%
MGS-S Customer 455	\$ 20,748.20	\$ 21,090.16	1.65%	\$ 70,292.93	\$ 70,634.89	0.49%
MGS-S Customer 456	\$ 9,558.93	\$ 9,729.09	1.78%	\$ 27,636.24	\$ 27,806.40	0.62%
MGS-S Customer 457	\$ 29,773.96	\$ 30,246.25	1.59%	\$ 134,645.16	\$ 135,117.44	0.35%
MGS-S Customer 458	\$ 3,543.07	\$ 3,619.31	2.15%	\$ 9,512.20	\$ 9,588.44	0.80%
MGS-S Customer 459	\$ 4,256.12	\$ 4,343.77	2.06%	\$ 10,466.24	\$ 10,553.89	0.84%
MGS-S Customer 460	\$ 9,623.94	\$ 9,788.11	1.71%	\$ 35,872.24	\$ 36,036.42	0.46%
MGS-S Customer 461	\$ 3,017.25	\$ 3,078.05	2.02%	\$ 16,439.23	\$ 16,500.03	0.37%
MGS-S Customer 462	\$ 5,448.12	\$ 5,555.58	1.97%	\$ 12,388.04	\$ 12,495.50	0.87%
MGS-S Customer 463	\$ 5,662.26	\$ 5,771.84	1.94%	\$ 15,456.95	\$ 15,566.52	0.71%
MGS-S Customer 464	\$ 9,294.23	\$ 9,466.87	1.86%	\$ 15,098.83	\$ 15,271.46	1.14%
MGS-S Customer 465	\$ 3,668.29	\$ 3,746.02	2.12%	\$ 9,783.68	\$ 9,861.41	0.79%
MGS-S Customer 466	\$ 11,317.34	\$ 11,507.16	1.68%	\$ 57,429.59	\$ 57,619.41	0.33%
MGS-S Customer 467	\$ 1,736.60	\$ 1,779.30	2.46%	\$ 4,625.75	\$ 4,668.46	0.92%
MGS-S Customer 468	\$ 2,181.40	\$ 2,231.18	2.28%	\$ 18,325.48	\$ 18,375.26	0.27%
MGS-S Customer 469	\$ 8,049.76	\$ 8,188.87	1.73%	\$ 31,736.84	\$ 31,875.96	0.44%
MGS-S Customer 470	\$ 4,205.30	\$ 4,286.01	1.92%	\$ 14,676.88	\$ 14,757.59	0.55%
MGS-S Customer 471	\$ 4,714.99	\$ 4,808.03	1.97%	\$ 17,201.03	\$ 17,294.08	0.54%
MGS-S Customer 472	\$ 19,978.40	\$ 20,305.40	1.64%	\$ 81,166.59	\$ 81,493.59	0.40%
MGS-S Customer 473	\$ 806.00	\$ 838.81	4.07%	\$ 1,229.46	\$ 1,262.27	2.67%
MGS-S Customer 474	\$ 7,991.96	\$ 8,133.93	1.78%	\$ 34,352.36	\$ 34,494.33	0.41%
MGS-S Customer 475	\$ 7,293.08	\$ 7,423.05	1.78%	\$ 23,107.17	\$ 23,237.14	0.56%
MGS-S Customer 476	\$ 5,721.36	\$ 5,831.81	1.93%	\$ 12,717.04	\$ 12,827.49	0.87%
MGS-S Customer 477	\$ 5,833.67	\$ 5,945.31	1.91%	\$ 17,521.47	\$ 17,633.11	0.64%

Internal Use

Customer	Delivery 7/22 Prices	Delivery 8/23 Prices	Delivery % Difference	Bundled 7/22 Prices	Bundled 8/23 Prices	Bundled % Difference
MGS-S Customer 478	\$ 591.90	\$ 614.70	3.85%	\$ 7,006.78	\$ 7,029.58	0.33%
MGS-S Customer 479	\$ 6,792.88	\$ 6,920.52	1.88%	\$ 14,891.89	\$ 15,019.53	0.86%
MGS-S Customer 480	\$ 5,966.72	\$ 6,073.97	1.80%	\$ 22,984.01	\$ 23,091.26	0.47%
MGS-S Customer 481	\$ 2,743.08	\$ 2,802.22	2.16%	\$ 7,636.31	\$ 7,695.45	0.77%
MGS-S Customer 482	\$ 14,883.74	\$ 15,124.54	1.62%	\$ 68,674.50	\$ 68,915.30	0.35%
MGS-S Customer 483	\$ 4,089.89	\$ 4,168.94	1.93%	\$ 14,280.15	\$ 14,359.20	0.55%
MGS-S Customer 484	\$ 6,239.44	\$ 6,356.35	1.87%	\$ 21,747.30	\$ 21,864.21	0.54%
MGS-S Customer 485	\$ 3,638.38	\$ 3,711.53	2.01%	\$ 9,137.09	\$ 9,210.24	0.80%
MGS-S Customer 486	\$ 8,017.55	\$ 8,158.94	1.76%	\$ 22,431.91	\$ 22,573.30	0.63%
MGS-S Customer 487	\$ 5,582.93	\$ 5,687.43	1.87%	\$ 11,747.57	\$ 11,852.07	0.89%
MGS-S Customer 488	\$ 6,015.01	\$ 6,130.07	1.91%	\$ 16,611.71	\$ 16,726.77	0.69%
MGS-S Customer 489	\$ 24,622.02	\$ 25,034.89	1.68%	\$ 43,470.96	\$ 43,883.82	0.95%
MGS-S Customer 490	\$ 7,794.03	\$ 7,934.08	1.80%	\$ 17,401.32	\$ 17,541.37	0.80%
MGS-S Customer 491	\$ 4,609.95	\$ 4,696.51	1.88%	\$ 17,388.06	\$ 17,474.62	0.50%
MGS-S Customer 492	\$ 10,751.68	\$ 10,944.76	1.80%	\$ 20,285.84	\$ 20,478.92	0.95%
MGS-S Customer 493	\$ 2,453.77	\$ 2,512.96	2.41%	\$ 5,898.02	\$ 5,957.21	1.00%
MGS-S Customer 494	\$ 2,770.06	\$ 2,828.23	2.10%	\$ 8,182.39	\$ 8,240.56	0.71%
MGS-S Customer 495	\$ 3,698.91	\$ 3,772.13	1.98%	\$ 12,043.13	\$ 12,116.35	0.61%
MGS-S Customer 496	\$ 13,226.44	\$ 13,454.56	1.72%	\$ 36,133.79	\$ 36,361.91	0.63%
MGS-S Customer 497	\$ 5,194.11	\$ 5,294.98	1.94%	\$ 18,165.32	\$ 18,266.19	0.56%
MGS-S Customer 498	\$ 5,298.65	\$ 5,400.92	1.93%	\$ 18,859.46	\$ 18,961.73	0.54%
MGS-S Customer 499	\$ 6,024.73	\$ 6,138.24	1.88%	\$ 21,803.86	\$ 21,917.37	0.52%
MGS-S Customer 500	\$ 24,389.28	\$ 24,787.34	1.63%	\$ 87,316.57	\$ 87,714.63	0.46%
MGS-S Customer 501	\$ 15,605.75	\$ 15,860.84	1.63%	\$ 66,601.63	\$ 66,856.71	0.38%
MGS-S Customer 502	\$ 7,423.53	\$ 7,561.44	1.86%	\$ 18,783.28	\$ 18,921.19	0.73%
MGS-S Customer 503	\$ 9,037.70	\$ 9,202.82	1.83%	\$ 16,551.68	\$ 16,716.80	1.00%
MGS-S Customer 504	\$ 3,783.70	\$ 3,858.74	1.98%	\$ 10,780.40	\$ 10,855.45	0.70%
MGS-S Customer 505	\$ 5,017.43	\$ 5,112.85	1.90%	\$ 11,402.71	\$ 11,498.13	0.84%
MGS-S Customer 506	\$ 3,277.36	\$ 3,344.30	2.04%	\$ 9,577.63	\$ 9,644.57	0.70%
MGS-S Customer 507	\$ 2,316.18	\$ 2,367.29	2.21%	\$ 7,803.12	\$ 7,854.23	0.65%
MGS-S Customer 508	\$ 711.60	\$ 742.80	4.38%	\$ 1,444.49	\$ 1,475.69	2.16%
MGS-S Customer 509	\$ 10,337.62	\$ 10,520.47	1.77%	\$ 29,583.85	\$ 29,766.70	0.62%
MGS-S Customer 510	\$ 29,601.85	\$ 30,075.07	1.60%	\$ 120,555.72	\$ 121,028.95	0.39%
MGS-S Customer 511	\$ 10,593.19	\$ 10,774.67	1.71%	\$ 34,111.50	\$ 34,292.99	0.53%
MGS-S Customer 512	\$ 625.24	\$ 648.04	3.65%	\$ 8,674.20	\$ 8,697.00	0.26%
MGS-S Customer 513	\$ 14,476.22	\$ 14,717.51	1.67%	\$ 46,945.39	\$ 47,186.67	0.51%
MGS-S Customer 514	\$ 2,943.09	\$ 3,010.79	2.30%	\$ 4,845.12	\$ 4,912.82	1.40%
MGS-S Customer 515	\$ 25,764.94	\$ 26,189.84	1.65%	\$ 106,252.27	\$ 106,677.17	0.40%
MGS-S Customer 516	\$ 6,770.60	\$ 6,889.75	1.76%	\$ 28,100.20	\$ 28,219.35	0.42%
MGS-S Customer 517	\$ 7,539.45	\$ 7,677.02	1.82%	\$ 25,510.84	\$ 25,648.41	0.54%

Internal Use

Customer	Delivery 7/22 Prices	Delivery 8/23 Prices	Delivery % Difference	Bundled 7/22 Prices	Bundled 8/23 Prices	Bundled % Difference
MGS-S Customer 518	\$ 3,653.75	\$ 3,725.00	1.95%	\$ 13,851.22	\$ 13,922.46	0.51%
MGS-S Customer 519	\$ 4,762.37	\$ 4,851.17	1.86%	\$ 18,579.70	\$ 18,668.50	0.48%
MGS-S Customer 520	\$ 4,523.39	\$ 4,616.26	2.05%	\$ 8,892.84	\$ 8,985.70	1.04%
MGS-S Customer 521	\$ 5,199.86	\$ 5,301.16	1.95%	\$ 16,192.02	\$ 16,293.32	0.63%
MGS-S Customer 522	\$ 738.36	\$ 765.33	3.65%	\$ 1,628.36	\$ 1,655.33	1.66%
MGS-S Customer 523	\$ 5,665.23	\$ 5,775.44	1.95%	\$ 14,154.68	\$ 14,264.89	0.78%
MGS-S Customer 524	\$ 7,172.76	\$ 7,307.69	1.88%	\$ 18,402.59	\$ 18,537.52	0.73%
MGS-S Customer 525	\$ 15,402.66	\$ 15,666.32	1.71%	\$ 42,103.79	\$ 42,367.45	0.63%
MGS-S Customer 526	\$ 9,650.77	\$ 9,825.11	1.81%	\$ 20,405.27	\$ 20,579.61	0.85%
MGS-S Customer 527	\$ 7,174.90	\$ 7,304.82	1.81%	\$ 17,362.65	\$ 17,492.57	0.75%
MGS-S Customer 528	\$ 4,977.09	\$ 5,071.23	1.89%	\$ 13,149.12	\$ 13,243.25	0.72%
MGS-S Customer 529	\$ 2,384.00	\$ 2,441.50	2.41%	\$ 6,510.06	\$ 6,567.56	0.88%
MGS-S Customer 530	\$ 4,610.24	\$ 4,703.19	2.02%	\$ 12,506.55	\$ 12,599.49	0.74%
MGS-S Customer 531	\$ 5,452.12	\$ 5,558.04	1.94%	\$ 13,295.18	\$ 13,401.10	0.80%
MGS-S Customer 532	\$ 4,526.93	\$ 4,614.53	1.94%	\$ 10,465.56	\$ 10,553.16	0.84%
MGS-S Customer 533	\$ 9,013.20	\$ 9,172.09	1.76%	\$ 35,156.73	\$ 35,315.62	0.45%
MGS-S Customer 534	\$ 10,250.64	\$ 10,428.49	1.74%	\$ 40,937.29	\$ 41,115.14	0.43%
MGS-S Customer 535	\$ 7,177.54	\$ 7,310.48	1.85%	\$ 20,619.28	\$ 20,752.23	0.64%
MGS-S Customer 536	\$ 8,707.33	\$ 8,862.92	1.79%	\$ 27,346.02	\$ 27,501.61	0.57%
MGS-S Customer 537	\$ 9,980.73	\$ 10,155.05	1.75%	\$ 38,058.17	\$ 38,232.49	0.46%
MGS-S Customer 538	\$ 7,853.39	\$ 7,994.12	1.79%	\$ 31,222.59	\$ 31,363.33	0.45%
MGS-S Customer 539	\$ 9,019.78	\$ 9,179.42	1.77%	\$ 33,330.52	\$ 33,490.16	0.48%
MGS-S Customer 540	\$ 9,637.71	\$ 9,806.04	1.75%	\$ 38,715.53	\$ 38,883.86	0.43%
MGS-S Customer 541	\$ 8,507.38	\$ 8,659.03	1.78%	\$ 31,337.27	\$ 31,488.91	0.48%
MGS-S Customer 542	\$ 10,959.81	\$ 11,149.21	1.73%	\$ 42,098.95	\$ 42,288.34	0.45%
MGS-S Customer 543	\$ 10,748.87	\$ 10,931.21	1.70%	\$ 52,130.60	\$ 52,312.94	0.35%
MGS-S Customer 544	\$ 10,853.44	\$ 11,038.76	1.71%	\$ 50,269.83	\$ 50,455.15	0.37%
MGS-S Customer 545	\$ 8,982.41	\$ 9,141.70	1.77%	\$ 32,662.41	\$ 32,821.70	0.49%
MGS-S Customer 546	\$ 6,750.47	\$ 6,874.65	1.84%	\$ 25,811.59	\$ 25,935.77	0.48%
MGS-S Customer 547	\$ 10,186.69	\$ 10,364.34	1.74%	\$ 37,865.92	\$ 38,043.57	0.47%
MGS-S Customer 548	\$ 10,000.23	\$ 10,174.35	1.74%	\$ 39,248.53	\$ 39,422.65	0.44%
MGS-S Customer 549	\$ 9,105.34	\$ 9,264.39	1.75%	\$ 39,977.44	\$ 40,136.49	0.40%
MGS-S Customer 550	\$ 11,353.77	\$ 11,547.01	1.70%	\$ 50,267.41	\$ 50,460.64	0.38%
MGS-S Customer 551	\$ 12,519.96	\$ 12,730.45	1.68%	\$ 56,735.43	\$ 56,945.92	0.37%
MGS-S Customer 552	\$ 6,726.32	\$ 6,850.13	1.84%	\$ 25,795.90	\$ 25,919.71	0.48%
MGS-S Customer 553	\$ 13,777.48	\$ 14,007.66	1.67%	\$ 60,799.27	\$ 61,029.44	0.38%
MGS-S Customer 554	\$ 9,806.82	\$ 9,976.47	1.73%	\$ 42,051.34	\$ 42,220.99	0.40%
MGS-S Customer 555	\$ 8,204.29	\$ 8,350.07	1.78%	\$ 33,927.67	\$ 34,073.45	0.43%
MGS-S Customer 556	\$ 9,353.53	\$ 9,518.37	1.76%	\$ 34,464.91	\$ 34,629.75	0.48%
MGS-S Customer 557	\$ 1,146.94	\$ 1,185.12	3.33%	\$ 1,914.79	\$ 1,952.97	1.99%

Customer	Delivery 7/22 Prices	Delivery 8/23 Prices	Delivery % Difference	Bundled 7/22 Prices	Bundled 8/23 Prices	Bundled % Difference
MGS-S Customer 558	\$ 9,624.43	\$ 9,792.15	1.74%	\$ 39,808.32	\$ 39,976.04	0.42%
MGS-S Customer 559	\$ 10,260.40	\$ 10,437.35	1.72%	\$ 44,237.85	\$ 44,414.79	0.40%
MGS-S Customer 560	\$ 9,615.00	\$ 9,783.78	1.76%	\$ 35,635.12	\$ 35,803.90	0.47%
MGS-S Customer 561	\$ 10,688.03	\$ 10,873.31	1.73%	\$ 40,184.05	\$ 40,369.33	0.46%
MGS-S Customer 562	\$ 7,791.20	\$ 7,931.33	1.80%	\$ 31,009.46	\$ 31,149.59	0.45%
MGS-S Customer 563	\$ 13,892.15	\$ 14,122.31	1.66%	\$ 67,102.46	\$ 67,332.61	0.34%
MGS-S Customer 564	\$ 10,518.36	\$ 10,697.25	1.70%	\$ 51,059.11	\$ 51,238.00	0.35%
MGS-S Customer 565	\$ 7,149.58	\$ 7,280.57	1.83%	\$ 25,674.01	\$ 25,805.00	0.51%
MGS-S Customer 566	\$ 9,420.64	\$ 9,583.45	1.73%	\$ 43,995.57	\$ 44,158.38	0.37%
MGS-S Customer 567	\$ 10,844.79	\$ 11,028.93	1.70%	\$ 51,879.16	\$ 52,063.30	0.35%
MGS-S Customer 568	\$ 9,451.47	\$ 9,616.00	1.74%	\$ 41,135.30	\$ 41,299.83	0.40%
MGS-S Customer 569	\$ 3,520.04	\$ 3,595.95	2.16%	\$ 8,648.19	\$ 8,724.10	0.88%
MGS-S Customer 570	\$ 7,348.26	\$ 7,481.32	1.81%	\$ 29,031.74	\$ 29,164.79	0.46%
MGS-S Customer 571	\$ 10,316.73	\$ 10,495.65	1.73%	\$ 41,030.81	\$ 41,209.72	0.44%
MGS-S Customer 572	\$ 8,955.78	\$ 9,113.32	1.76%	\$ 36,104.48	\$ 36,262.02	0.44%
MGS-S Customer 573	\$ 9,592.61	\$ 9,761.08	1.76%	\$ 35,713.29	\$ 35,881.75	0.47%
MGS-S Customer 574	\$ 9,587.77	\$ 9,755.59	1.75%	\$ 38,839.27	\$ 39,007.09	0.43%
MGS-S Customer 575	\$ 9,681.87	\$ 9,851.05	1.75%	\$ 37,850.15	\$ 38,019.33	0.45%
MGS-S Customer 576	\$ 8,330.08	\$ 8,479.16	1.79%	\$ 30,739.47	\$ 30,888.55	0.48%
MGS-S Customer 577	\$ 9,033.56	\$ 9,192.35	1.76%	\$ 36,685.36	\$ 36,844.16	0.43%
MGS-S Customer 578	\$ 2,351.30	\$ 2,409.27	2.47%	\$ 3,484.79	\$ 3,542.77	1.66%
MGS-S Customer 579	\$ 8,523.34	\$ 8,675.30	1.78%	\$ 31,353.22	\$ 31,505.18	0.48%
MGS-S Customer 580	\$ 7,616.45	\$ 7,754.07	1.81%	\$ 28,732.37	\$ 28,870.00	0.48%
MGS-S Customer 581	\$ 9,460.38	\$ 9,627.76	1.77%	\$ 32,734.06	\$ 32,901.44	0.51%
MGS-S Customer 582	\$ 10,185.10	\$ 10,359.50	1.71%	\$ 47,372.21	\$ 47,546.61	0.37%
MGS-S Customer 583	\$ 10,842.66	\$ 11,028.95	1.72%	\$ 45,226.89	\$ 45,413.17	0.41%
MGS-S Customer 584	\$ 8,288.95	\$ 8,437.88	1.80%	\$ 29,016.38	\$ 29,165.31	0.51%
MGS-S Customer 585	\$ 7,164.68	\$ 7,291.86	1.78%	\$ 23,500.04	\$ 23,627.22	0.54%
MGS-S Customer 586	\$ 7,054.12	\$ 7,183.38	1.83%	\$ 11,145.11	\$ 11,274.36	1.16%
MGS-S Customer 587	\$ 3,428.69	\$ 3,497.94	2.02%	\$ 10,033.13	\$ 10,102.38	0.69%
MGS-S Customer 588	\$ 11,061.24	\$ 11,252.43	1.73%	\$ 40,791.39	\$ 40,982.58	0.47%
MGS-S Customer 589	\$ 4,144.29	\$ 4,228.82	2.04%	\$ 13,185.29	\$ 13,269.82	0.64%
MGS-S Customer 590	\$ 10,692.78	\$ 10,878.20	1.73%	\$ 39,267.84	\$ 39,453.26	0.47%
MGS-S Customer 591	\$ 8,463.97	\$ 8,617.41	1.81%	\$ 23,962.92	\$ 24,116.36	0.64%
MGS-S Customer 592	\$ 3,034.70	\$ 3,097.28	2.06%	\$ 7,976.83	\$ 8,039.41	0.78%
MGS-S Customer 593	\$ 4,890.52	\$ 4,986.92	1.97%	\$ 15,380.61	\$ 15,477.01	0.63%
MGS-S Customer 594	\$ 2,309.01	\$ 2,360.40	2.23%	\$ 7,658.84	\$ 7,710.22	0.67%
MGS-S Customer 595	\$ 6,821.31	\$ 6,942.82	1.78%	\$ 20,646.42	\$ 20,767.92	0.59%
MGS-S Customer 596	\$ 6,304.08	\$ 6,422.52	1.88%	\$ 20,893.27	\$ 21,011.70	0.57%
MGS-S Customer 597	\$ 6,887.91	\$ 7,010.20	1.78%	\$ 24,222.39	\$ 24,344.68	0.50%

Internal Use

Customer	Delivery 7/22 Prices	Delivery 8/23 Prices	Delivery % Difference	Bundled 7/22 Prices	Bundled 8/23 Prices	Bundled % Difference
MGS-S Customer 598	\$ 1,619.05	\$ 1,664.43	2.80%	\$ 4,417.48	\$ 4,462.86	1.03%
MGS-S Customer 599	\$ 2,946.22	\$ 3,006.61	2.05%	\$ 10,818.53	\$ 10,878.92	0.56%
MGS-S Customer 600	\$ 35,556.40	\$ 36,129.35	1.61%	\$ 117,350.91	\$ 117,923.85	0.49%
MGS-S Customer 601	\$ 7,240.41	\$ 7,374.48	1.85%	\$ 20,641.25	\$ 20,775.32	0.65%
MGS-S Customer 602	\$ 13,889.57	\$ 14,127.47	1.71%	\$ 47,126.59	\$ 47,364.49	0.50%
MGS-S Customer 603	\$ 3,225.63	\$ 3,291.81	2.05%	\$ 9,447.63	\$ 9,513.81	0.70%
MGS-S Customer 604	\$ 7,791.24	\$ 7,933.90	1.83%	\$ 22,316.44	\$ 22,459.10	0.64%
MGS-S Customer 605	\$ 4,950.78	\$ 5,048.58	1.98%	\$ 14,314.69	\$ 14,412.49	0.68%
MGS-S Customer 606	\$ 691.52	\$ 714.32	3.30%	\$ 11,989.22	\$ 12,012.03	0.19%
MGS-S Customer 607	\$ 6,720.60	\$ 6,848.22	1.90%	\$ 14,056.33	\$ 14,183.95	0.91%
MGS-S Customer 608	\$ 3,389.81	\$ 3,463.72	2.18%	\$ 8,119.41	\$ 8,193.32	0.91%
MGS-S Customer 609	\$ 4,813.60	\$ 4,909.35	1.99%	\$ 13,831.29	\$ 13,927.04	0.69%
MGS-S Customer 610	\$ 4,183.65	\$ 4,270.16	2.07%	\$ 10,091.88	\$ 10,178.39	0.86%
MGS-S Customer 611	\$ 11,363.47	\$ 11,562.22	1.75%	\$ 27,831.72	\$ 28,030.47	0.71%
MGS-S Customer 612	\$ 4,434.63	\$ 4,525.66	2.05%	\$ 8,969.76	\$ 9,060.78	1.01%
MGS-S Customer 613	\$ 12,645.40	\$ 12,860.94	1.70%	\$ 46,270.12	\$ 46,485.65	0.47%
MGS-S Customer 614	\$ 6,467.94	\$ 6,584.67	1.80%	\$ 29,078.43	\$ 29,195.16	0.40%
MGS-S Customer 615	\$ 4,465.30	\$ 4,550.93	1.92%	\$ 13,291.71	\$ 13,377.34	0.64%
MGS-S Customer 616	\$ 611.79	\$ 641.61	4.87%	\$ 657.50	\$ 687.32	4.54%
MGS-S Customer 617	\$ 11,130.38	\$ 11,314.34	1.65%	\$ 51,042.45	\$ 51,226.41	0.36%
MGS-S Customer 618	\$ 4,615.71	\$ 4,706.79	1.97%	\$ 17,838.30	\$ 17,929.38	0.51%
MGS-S Customer 619	\$ 17,051.59	\$ 17,337.16	1.67%	\$ 57,295.25	\$ 57,580.82	0.50%
MGS-S Customer 620	\$ 1,749.24	\$ 1,797.11	2.74%	\$ 2,448.53	\$ 2,496.40	1.96%
MGS-S Customer 621	\$ 4,969.86	\$ 5,064.81	1.91%	\$ 26,781.88	\$ 26,876.83	0.35%
MGS-S Customer 622	\$ 620.19	\$ 649.83	4.78%	\$ 1,604.00	\$ 1,633.64	1.85%
MGS-S Customer 623	\$ 3,832.70	\$ 3,914.14	2.12%	\$ 8,199.29	\$ 8,280.73	0.99%
MGS-S Customer 624	\$ 7,492.54	\$ 7,628.77	1.82%	\$ 27,740.07	\$ 27,876.29	0.49%
MGS-S Customer 625	\$ 8,864.52	\$ 9,023.57	1.79%	\$ 28,965.78	\$ 29,124.83	0.55%
MGS-S Customer 626	\$ 5,486.45	\$ 5,590.93	1.90%	\$ 21,664.82	\$ 21,769.29	0.48%
MGS-S Customer 627	\$ 2,520.72	\$ 2,579.36	2.33%	\$ 8,288.75	\$ 8,347.39	0.71%
MGS-S Customer 628	\$ 3,729.50	\$ 3,803.18	1.98%	\$ 11,889.98	\$ 11,963.66	0.62%
MGS-S Customer 629	\$ 7,658.56	\$ 7,794.21	1.77%	\$ 17,352.69	\$ 17,488.34	0.78%
MGS-S Customer 630	\$ 5,222.82	\$ 5,323.26	1.92%	\$ 20,634.71	\$ 20,735.14	0.49%
MGS-S Customer 631	\$ 6,626.88	\$ 6,752.40	1.89%	\$ 17,353.95	\$ 17,479.47	0.72%
MGS-S Customer 632	\$ 61,862.27	\$ 62,846.58	1.59%	\$ 206,474.37	\$ 207,458.68	0.48%
MGS-S Customer 633	\$ 8,303.81	\$ 8,448.66	1.74%	\$ 26,863.43	\$ 27,008.28	0.54%
MGS-S Customer 634	\$ 8,594.07	\$ 8,751.32	1.83%	\$ 20,527.76	\$ 20,685.02	0.77%
MGS-S Customer 635	\$ 9,690.42	\$ 9,859.35	1.74%	\$ 38,347.74	\$ 38,516.68	0.44%
MGS-S Customer 636	\$ 12,114.87	\$ 12,326.72	1.75%	\$ 36,183.37	\$ 36,395.22	0.59%
MGS-S Customer 637	\$ 866.98	\$ 893.48	3.06%	\$ 9,510.35	\$ 9,536.84	0.28%

Internal Use

Customer	Delivery 7/22 Prices	Delivery 8/23 Prices	Delivery % Difference	Bundled 7/22 Prices	Bundled 8/23 Prices	Bundled % Difference
MGS-S Customer 638	\$ 5,738.82	\$ 5,850.86	1.95%	\$ 11,394.87	\$ 11,506.91	0.98%
MGS-S Customer 639	\$ 9,012.11	\$ 9,170.63	1.76%	\$ 34,448.34	\$ 34,606.86	0.46%
MGS-S Customer 640	\$ 4,086.36	\$ 4,171.53	2.08%	\$ 9,770.41	\$ 9,855.58	0.87%
MGS-S Customer 641	\$ 9,640.36	\$ 9,809.84	1.76%	\$ 35,628.48	\$ 35,797.97	0.48%
MGS-S Customer 642	\$ 21,089.58	\$ 21,435.03	1.64%	\$ 81,023.16	\$ 81,368.61	0.43%
MGS-S Customer 643	\$ 14,038.01	\$ 14,274.62	1.69%	\$ 52,841.96	\$ 53,078.56	0.45%
MGS-S Customer 644	\$ 9,839.86	\$ 10,008.77	1.72%	\$ 32,863.65	\$ 33,032.56	0.51%
MGS-S Customer 645	\$ 9,756.68	\$ 9,928.80	1.76%	\$ 33,934.87	\$ 34,106.99	0.51%
MGS-S Customer 646	\$ 8,397.41	\$ 8,543.38	1.74%	\$ 29,619.26	\$ 29,765.23	0.49%
MGS-S Customer 647	\$ 6,779.58	\$ 6,897.65	1.74%	\$ 37,532.16	\$ 37,650.23	0.31%
MGS-S Customer 648	\$ 3,204.94	\$ 3,276.34	2.23%	\$ 7,070.82	\$ 7,142.22	1.01%
MGS-S Customer 649	\$ 8,767.47	\$ 8,926.78	1.82%	\$ 23,493.77	\$ 23,653.08	0.68%
MGS-S Customer 650	\$ 22,316.49	\$ 22,691.94	1.68%	\$ 48,455.45	\$ 48,830.90	0.77%
MGS-S Customer 651	\$ 3,360.82	\$ 3,434.53	2.19%	\$ 7,159.97	\$ 7,233.68	1.03%
MGS-S Customer 652	\$ 3,633.28	\$ 3,710.83	2.13%	\$ 10,673.87	\$ 10,751.41	0.73%
MGS-S Customer 653	\$ 3,936.96	\$ 4,014.03	1.96%	\$ 12,689.67	\$ 12,766.74	0.61%
MGS-S Customer 654	\$ 4,329.46	\$ 4,411.50	1.89%	\$ 16,633.71	\$ 16,715.75	0.49%
MGS-S Customer 655	\$ 8,206.73	\$ 8,352.72	1.78%	\$ 32,229.52	\$ 32,375.51	0.45%
MGS-S Customer 656	\$ 4,862.59	\$ 4,959.56	1.99%	\$ 13,427.79	\$ 13,524.76	0.72%
MGS-S Customer 657	\$ 7,488.21	\$ 7,625.04	1.83%	\$ 25,564.72	\$ 25,701.55	0.54%
MGS-S Customer 658	\$ 24,475.83	\$ 24,875.88	1.63%	\$ 92,062.79	\$ 92,462.84	0.43%
MGS-S Customer 659	\$ 5,297.74	\$ 5,394.76	1.83%	\$ 20,535.49	\$ 20,632.51	0.47%
MGS-S Customer 660	\$ 8,152.02	\$ 8,292.48	1.72%	\$ 33,049.73	\$ 33,190.19	0.42%
MGS-S Customer 661	\$ 11,704.35	\$ 11,901.97	1.69%	\$ 44,254.41	\$ 44,452.03	0.45%
MGS-S Customer 662	\$ 7,740.78	\$ 7,874.97	1.73%	\$ 31,531.39	\$ 31,665.58	0.43%
MGS-S Customer 663	\$ 920.72	\$ 955.37	3.76%	\$ 1,372.63	\$ 1,407.28	2.52%
MGS-S Customer 664	\$ 5,177.26	\$ 5,277.83	1.94%	\$ 18,173.15	\$ 18,273.72	0.55%
MGS-S Customer 665	\$ 641.00	\$ 670.64	4.62%	\$ 2,644.72	\$ 2,674.37	1.12%
MGS-S Customer 666	\$ 2,671.06	\$ 2,733.08	2.32%	\$ 7,730.66	\$ 7,792.68	0.80%
MGS-S Customer 667	\$ 6,249.57	\$ 6,367.03	1.88%	\$ 21,496.92	\$ 21,614.37	0.55%
MGS-S Customer 668	\$ 8,444.23	\$ 8,597.14	1.81%	\$ 27,023.50	\$ 27,176.41	0.57%
MGS-S Customer 669	\$ 3,610.38	\$ 3,687.61	2.14%	\$ 8,071.23	\$ 8,148.46	0.96%
MGS-S Customer 670	\$ 600.27	\$ 629.91	4.94%	\$ 607.70	\$ 637.34	4.88%
MGS-S Customer 671	\$ 6,564.28	\$ 6,687.02	1.87%	\$ 21,633.37	\$ 21,756.11	0.57%
MGS-S Customer 672	\$ 7,770.04	\$ 7,911.06	1.81%	\$ 26,877.21	\$ 27,018.23	0.52%
MGS-S Customer 673	\$ 602.55	\$ 626.03	3.90%	\$ 5,493.04	\$ 5,516.51	0.43%
MGS-S Customer 674	\$ 41,779.27	\$ 42,444.51	1.59%	\$ 153,995.33	\$ 154,660.57	0.43%
MGS-S Customer 675	\$ 4,452.66	\$ 4,543.35	2.04%	\$ 10,673.52	\$ 10,764.21	0.85%
MGS-S Customer 676	\$ 758.22	\$ 787.86	3.91%	\$ 8,507.92	\$ 8,537.56	0.35%
MGS-S Customer 677	\$ 3,705.97	\$ 3,779.90	1.99%	\$ 9,999.04	\$ 10,072.97	0.74%

Internal Use

Customer	Delivery 7/22 Prices	Delivery 8/23 Prices	Delivery % Difference	Bundled 7/22 Prices	Bundled 8/23 Prices	Bundled % Difference
MGS-S Customer 678	\$ 5,627.96	\$ 5,730.67	1.82%	\$ 19,998.33	\$ 20,101.04	0.51%
MGS-S Customer 679	\$ 10,780.03	\$ 10,965.63	1.72%	\$ 34,519.91	\$ 34,705.51	0.54%
MGS-S Customer 680	\$ 2,157.20	\$ 2,204.52	2.19%	\$ 10,585.29	\$ 10,632.61	0.45%
MGS-S Customer 681	\$ 8,384.95	\$ 8,535.38	1.79%	\$ 29,101.41	\$ 29,251.84	0.52%
MGS-S Customer 682	\$ 18,952.02	\$ 19,263.80	1.65%	\$ 71,239.07	\$ 71,550.85	0.44%
MGS-S Customer 683	\$ 47,527.39	\$ 48,281.26	1.59%	\$ 85,645.75	\$ 86,399.62	0.88%
MGS-S Customer 684	\$ 5,523.44	\$ 5,624.16	1.82%	\$ 19,609.87	\$ 19,710.58	0.51%
MGS-S Customer 685	\$ 21,259.76	\$ 21,605.76	1.63%	\$ 84,095.64	\$ 84,441.64	0.41%
MGS-S Customer 686	\$ 14,972.09	\$ 15,177.49	1.37%	\$ 183,880.15	\$ 184,085.55	0.11%
MGS-S Customer 687	\$ 3,791.74	\$ 3,866.84	1.98%	\$ 10,417.55	\$ 10,492.65	0.72%
MGS-S Customer 688	\$ 8,608.95	\$ 8,764.40	1.81%	\$ 24,308.77	\$ 24,464.23	0.64%
MGS-S Customer 689	\$ 5,363.23	\$ 5,469.65	1.98%	\$ 8,720.64	\$ 8,827.06	1.22%
MGS-S Customer 690	\$ 12,040.16	\$ 12,249.27	1.74%	\$ 37,072.59	\$ 37,281.70	0.56%
MGS-S Customer 691	\$ 11,922.00	\$ 12,123.03	1.69%	\$ 39,752.51	\$ 39,953.55	0.51%
MGS-S Customer 692	\$ 4,863.82	\$ 4,954.27	1.86%	\$ 17,952.38	\$ 18,042.83	0.50%
MGS-S Customer 693	\$ 6,333.05	\$ 6,445.58	1.78%	\$ 25,971.77	\$ 26,084.30	0.43%
MGS-S Customer 694	\$ 1,385.20	\$ 1,424.87	2.86%	\$ 9,312.70	\$ 9,352.37	0.43%
MGS-S Customer 695	\$ 4,865.55	\$ 4,963.81	2.02%	\$ 9,583.84	\$ 9,682.10	1.03%
MGS-S Customer 696	\$ 774.29	\$ 797.09	2.94%	\$ 16,129.50	\$ 16,152.30	0.14%
MGS-S Customer 697	\$ 2,646.67	\$ 2,704.66	2.19%	\$ 6,412.80	\$ 6,470.79	0.90%
MGS-S Customer 698	\$ 3,644.25	\$ 3,716.55	1.98%	\$ 8,845.53	\$ 8,917.83	0.82%
MGS-S Customer 699	\$ 2,397.35	\$ 2,449.14	2.16%	\$ 11,341.22	\$ 11,393.01	0.46%
MGS-S Customer 700	\$ 14,904.52	\$ 15,149.14	1.64%	\$ 59,645.60	\$ 59,890.22	0.41%
MGS-S Customer 701	\$ 24,625.73	\$ 25,023.74	1.62%	\$ 87,411.33	\$ 87,809.34	0.46%
MGS-S Customer 702	\$ 5,332.56	\$ 5,439.35	2.00%	\$ 5,606.79	\$ 5,713.58	1.90%
MGS-S Customer 703	\$ 2,120.98	\$ 2,167.21	2.18%	\$ 12,071.86	\$ 12,118.09	0.38%
MGS-S Customer 704	\$ 2,159.46	\$ 2,207.95	2.25%	\$ 7,114.50	\$ 7,162.99	0.68%
MGS-S Customer 705	\$ 5,104.13	\$ 5,197.91	1.84%	\$ 19,495.87	\$ 19,589.65	0.48%
MGS-S Customer 706	\$ 13,304.48	\$ 13,537.46	1.75%	\$ 29,031.73	\$ 29,264.71	0.80%
MGS-S Customer 707	\$ 8,304.68	\$ 8,449.66	1.75%	\$ 27,003.13	\$ 27,148.11	0.54%
MGS-S Customer 708	\$ 2,424.16	\$ 2,478.33	2.23%	\$ 17,098.81	\$ 17,152.98	0.32%
MGS-S Customer 709	\$ 3,380.81	\$ 3,450.86	2.07%	\$ 6,147.93	\$ 6,217.98	1.14%
MGS-S Customer 710	\$ 4,478.15	\$ 4,567.35	1.99%	\$ 15,689.70	\$ 15,778.90	0.57%
MGS-S Customer 711	\$ 20,582.21	\$ 20,931.96	1.70%	\$ 39,321.46	\$ 39,671.20	0.89%
MGS-S Customer 712	\$ 18,132.23	\$ 18,435.25	1.67%	\$ 59,411.58	\$ 59,714.60	0.51%
MGS-S Customer 713	\$ 4,930.01	\$ 5,027.79	1.98%	\$ 14,524.38	\$ 14,622.17	0.67%
MGS-S Customer 714	\$ 1,177.45	\$ 1,216.29	3.30%	\$ 1,451.68	\$ 1,490.52	2.68%
MGS-S Customer 715	\$ 600.12	\$ 629.76	4.94%	\$ 600.12	\$ 629.76	4.94%
MGS-S Customer 716	\$ 6,965.14	\$ 7,087.00	1.75%	\$ 29,698.36	\$ 29,820.21	0.41%
MGS-S Customer 717	\$ 6,082.82	\$ 6,199.33	1.92%	\$ 14,858.27	\$ 14,974.78	0.78%

Customer	Delivery 7/22 Prices	Delivery 8/23 Prices	Delivery % Difference	Bundled 7/22 Prices	Bundled 8/23 Prices	Bundled % Difference
MGS-S Customer 718	\$ 29,886.35	\$ 30,370.53	1.62%	\$ 103,325.89	\$ 103,810.07	0.47%
MGS-S Customer 719	\$ 5,234.93	\$ 5,337.99	1.97%	\$ 12,958.47	\$ 13,061.53	0.80%
MGS-S Customer 720	\$ 3,301.43	\$ 3,366.98	1.99%	\$ 12,278.90	\$ 12,344.45	0.53%
MGS-S Customer 721	\$ 1,127.72	\$ 1,159.71	2.84%	\$ 5,811.28	\$ 5,843.26	0.55%
MGS-S Customer 722	\$ 5,807.29	\$ 5,918.58	1.92%	\$ 16,571.04	\$ 16,682.33	0.67%
MGS-S Customer 723	\$ 6,998.21	\$ 7,126.54	1.83%	\$ 25,710.94	\$ 25,839.27	0.50%
MGS-S Customer 724	\$ 2,988.45	\$ 3,056.29	2.27%	\$ 8,518.24	\$ 8,586.08	0.80%
MGS-S Customer 725	\$ 4,653.22	\$ 4,744.94	1.97%	\$ 16,945.02	\$ 17,036.74	0.54%
MGS-S Customer 726	\$ 12,274.93	\$ 12,490.09	1.75%	\$ 40,557.47	\$ 40,772.63	0.53%
MGS-S Customer 727	\$ 4,263.33	\$ 4,350.70	2.05%	\$ 11,847.69	\$ 11,935.07	0.74%
MGS-S Customer 728	\$ 7,488.73	\$ 7,627.34	1.85%	\$ 20,528.50	\$ 20,667.11	0.68%
MGS-S Customer 729	\$ 2,860.13	\$ 2,919.07	2.06%	\$ 13,227.96	\$ 13,286.90	0.45%
MGS-S Customer 730	\$ 4,908.69	\$ 5,002.06	1.90%	\$ 13,044.26	\$ 13,137.63	0.72%
MGS-S Customer 731	\$ 4,709.17	\$ 4,802.80	1.99%	\$ 15,110.59	\$ 15,204.22	0.62%
MGS-S Customer 732	\$ 4,928.91	\$ 5,026.06	1.97%	\$ 15,694.72	\$ 15,791.87	0.62%
MGS-S Customer 733	\$ 4,690.79	\$ 4,784.28	1.99%	\$ 14,592.31	\$ 14,685.80	0.64%
MGS-S Customer 734	\$ 11,817.93	\$ 12,014.92	1.67%	\$ 46,572.36	\$ 46,769.36	0.42%
MGS-S Customer 735	\$ 6,458.99	\$ 6,575.58	1.81%	\$ 19,658.04	\$ 19,774.63	0.59%
MGS-S Customer 736	\$ 1,789.12	\$ 1,829.85	2.28%	\$ 12,832.13	\$ 12,872.86	0.32%
MGS-S Customer 737	\$ 5,072.74	\$ 5,167.53	1.87%	\$ 16,094.39	\$ 16,189.17	0.59%
MGS-S Customer 738	\$ 2,578.44	\$ 2,636.49	2.25%	\$ 15,640.15	\$ 15,698.20	0.37%
MGS-S Customer 739	\$ 18,240.79	\$ 18,547.44	1.68%	\$ 53,205.48	\$ 53,512.12	0.58%
MGS-S Customer 740	\$ 5,883.32	\$ 5,991.14	1.83%	\$ 18,059.26	\$ 18,167.08	0.60%
MGS-S Customer 741	\$ 4,889.20	\$ 4,981.57	1.89%	\$ 14,366.46	\$ 14,458.83	0.64%
MGS-S Customer 742	\$ 6,570.72	\$ 6,687.22	1.77%	\$ 25,842.54	\$ 25,959.04	0.45%
MGS-S Customer 743	\$ 1,016.96	\$ 1,053.02	3.55%	\$ 1,908.22	\$ 1,944.28	1.89%
MGS-S Customer 744	\$ 15,189.23	\$ 15,448.08	1.70%	\$ 42,137.17	\$ 42,396.02	0.61%
MGS-S Customer 745	\$ 10,063.54	\$ 10,241.26	1.77%	\$ 31,618.23	\$ 31,795.96	0.56%
MGS-S Customer 746	\$ 4,508.58	\$ 4,594.40	1.90%	\$ 14,416.84	\$ 14,502.66	0.60%
MGS-S Customer 747	\$ 5,113.47	\$ 5,208.66	1.86%	\$ 17,674.36	\$ 17,769.55	0.54%
MGS-S Customer 748	\$ 13,567.11	\$ 13,791.11	1.65%	\$ 53,380.69	\$ 53,604.68	0.42%
MGS-S Customer 749	\$ 6,954.31	\$ 7,079.66	1.80%	\$ 30,291.52	\$ 30,416.87	0.41%
MGS-S Customer 750	\$ 3,721.48	\$ 3,796.08	2.00%	\$ 9,280.06	\$ 9,354.66	0.80%
MGS-S Customer 751	\$ 46,617.04	\$ 47,349.81	1.57%	\$ 118,520.88	\$ 119,253.65	0.62%
MGS-S Customer 752	\$ 17,591.47	\$ 17,883.00	1.66%	\$ 54,891.70	\$ 55,183.23	0.53%
MGS-S Customer 753	\$ 12,724.31	\$ 12,939.09	1.69%	\$ 40,212.84	\$ 40,427.61	0.53%
MGS-S Customer 754	\$ 2,299.60	\$ 2,355.95	2.45%	\$ 5,332.05	\$ 5,388.39	1.06%
MGS-S Customer 755	\$ 1,872.33	\$ 1,922.12	2.66%	\$ 3,741.80	\$ 3,791.59	1.33%
MGS-S Customer 756	\$ 2,469.36	\$ 2,523.16	2.18%	\$ 7,778.05	\$ 7,831.85	0.69%
MGS-S Customer 757	\$ 11,758.37	\$ 11,960.46	1.72%	\$ 43,168.43	\$ 43,370.51	0.47%

Internal Use

Customer	Delivery 7/22 Prices	Delivery 8/23 Prices	Delivery % Difference	Bundled 7/22 Prices	Bundled 8/23 Prices	Bundled % Difference
MGS-S Customer 758	\$ 11,197.86	\$ 11,394.42	1.76%	\$ 35,896.98	\$ 36,093.54	0.55%
MGS-S Customer 759	\$ 3,201.74	\$ 3,266.63	2.03%	\$ 11,482.54	\$ 11,547.43	0.57%
MGS-S Customer 760	\$ 4,058.10	\$ 4,142.21	2.07%	\$ 9,868.41	\$ 9,952.52	0.85%
MGS-S Customer 761	\$ 4,606.57	\$ 4,697.18	1.97%	\$ 10,439.73	\$ 10,530.34	0.87%
MGS-S Customer 762	\$ 3,153.63	\$ 3,220.36	2.12%	\$ 7,349.39	\$ 7,416.12	0.91%
MGS-S Customer 763	\$ 3,204.87	\$ 3,272.75	2.12%	\$ 6,803.26	\$ 6,871.14	1.00%
MGS-S Customer 764	\$ 3,086.43	\$ 3,152.46	2.14%	\$ 6,095.68	\$ 6,161.71	1.08%
MGS-S Customer 765	\$ 3,809.11	\$ 3,886.18	2.02%	\$ 9,241.09	\$ 9,318.16	0.83%
MGS-S Customer 766	\$ 4,001.65	\$ 4,081.73	2.00%	\$ 10,043.91	\$ 10,123.99	0.80%
MGS-S Customer 767	\$ 8,086.92	\$ 8,235.96	1.84%	\$ 16,898.93	\$ 17,047.97	0.88%
MGS-S Customer 768	\$ 2,966.33	\$ 3,029.76	2.14%	\$ 5,525.38	\$ 5,588.81	1.15%
MGS-S Customer 769	\$ 4,555.77	\$ 4,643.00	1.91%	\$ 10,969.96	\$ 11,057.19	0.80%
MGS-S Customer 770	\$ 4,912.25	\$ 5,009.16	1.97%	\$ 13,488.89	\$ 13,585.79	0.72%
MGS-S Customer 771	\$ 34,763.65	\$ 35,337.76	1.65%	\$ 71,675.38	\$ 72,249.49	0.80%
MGS-S Customer 772	\$ 5,186.65	\$ 5,282.27	1.84%	\$ 19,647.29	\$ 19,742.91	0.49%
MGS-S Customer 773	\$ 1,989.38	\$ 2,034.75	2.28%	\$ 9,330.02	\$ 9,375.39	0.49%
MGS-S Customer 774	\$ 3,424.27	\$ 3,496.69	2.11%	\$ 13,687.20	\$ 13,759.62	0.53%
MGS-S Customer 775	\$ 6,461.60	\$ 6,578.76	1.81%	\$ 31,909.03	\$ 32,026.19	0.37%
MGS-S Customer 776	\$ 12,678.58	\$ 12,897.98	1.73%	\$ 40,737.17	\$ 40,956.57	0.54%
MGS-S Customer 777	\$ 2,073.02	\$ 2,125.31	2.52%	\$ 6,195.65	\$ 6,247.94	0.84%
MGS-S Customer 778	\$ 5,341.50	\$ 5,445.44	1.95%	\$ 9,020.79	\$ 9,124.73	1.15%
MGS-S Customer 779	\$ 1,148.02	\$ 1,185.88	3.30%	\$ 2,948.81	\$ 2,986.68	1.28%
MGS-S Customer 780	\$ 3,157.05	\$ 3,225.36	2.16%	\$ 11,868.51	\$ 11,936.82	0.58%
MGS-S Customer 781	\$ 1,262.18	\$ 1,302.30	3.18%	\$ 2,359.11	\$ 2,399.23	1.70%
MGS-S Customer 782	\$ 1,988.95	\$ 2,039.04	2.52%	\$ 10,564.67	\$ 10,614.76	0.47%
MGS-S Customer 783	\$ 3,267.87	\$ 3,334.61	2.04%	\$ 10,216.58	\$ 10,283.33	0.65%
MGS-S Customer 784	\$ 3,644.89	\$ 3,722.66	2.13%	\$ 9,809.64	\$ 9,887.41	0.79%
MGS-S Customer 785	\$ 7,775.53	\$ 7,916.47	1.81%	\$ 22,264.17	\$ 22,405.10	0.63%
MGS-S Customer 786	\$ 5,739.65	\$ 5,850.03	1.92%	\$ 16,743.01	\$ 16,853.39	0.66%
MGS-S Customer 787	\$ 7,504.43	\$ 7,643.42	1.85%	\$ 21,819.38	\$ 21,958.37	0.64%
MGS-S Customer 788	\$ 12,711.42	\$ 12,926.12	1.69%	\$ 53,465.61	\$ 53,680.31	0.40%
MGS-S Customer 789	\$ 11,684.04	\$ 11,877.95	1.66%	\$ 49,592.04	\$ 49,785.95	0.39%
MGS-S Customer 790	\$ 3,917.61	\$ 3,995.74	1.99%	\$ 7,461.61	\$ 7,539.74	1.05%
MGS-S Customer 791	\$ 20,586.27	\$ 20,921.72	1.63%	\$ 86,329.01	\$ 86,664.46	0.39%
MGS-S Customer 792	\$ 6,924.71	\$ 7,047.35	1.77%	\$ 24,683.45	\$ 24,806.09	0.50%
MGS-S Customer 793	\$ 7,539.90	\$ 7,679.22	1.85%	\$ 23,737.46	\$ 23,876.78	0.59%
MGS-S Customer 794	\$ 1,676.13	\$ 1,717.73	2.48%	\$ 3,958.20	\$ 3,999.80	1.05%
MGS-S Customer 795	\$ 54,030.50	\$ 54,881.91	1.58%	\$ 223,369.25	\$ 224,220.66	0.38%
MGS-S Customer 796	\$ 13,234.08	\$ 13,460.80	1.71%	\$ 45,794.65	\$ 46,021.37	0.50%
MGS-S Customer 797	\$ 15,287.19	\$ 15,543.17	1.67%	\$ 55,492.00	\$ 55,747.98	0.46%

Internal Use

Customer	Delivery 7/22 Prices	Delivery 8/23 Prices	Delivery % Difference	Bundled 7/22 Prices	Bundled 8/23 Prices	Bundled % Difference
MGS-S Customer 798	\$ 11,249.59	\$ 11,441.30	1.70%	\$ 48,883.47	\$ 49,075.18	0.39%
MGS-S Customer 799	\$ 4,303.20	\$ 4,390.50	2.03%	\$ 13,773.37	\$ 13,860.67	0.63%
MGS-S Customer 800	\$ 4,545.89	\$ 4,633.16	1.92%	\$ 12,193.21	\$ 12,280.48	0.72%
MGS-S Customer 801	\$ 12,419.01	\$ 12,631.95	1.71%	\$ 45,916.55	\$ 46,129.49	0.46%
MGS-S Customer 802	\$ 5,483.39	\$ 5,590.54	1.95%	\$ 12,426.05	\$ 12,533.20	0.86%
MGS-S Customer 803	\$ 3,415.70	\$ 3,484.30	2.01%	\$ 12,707.62	\$ 12,776.22	0.54%
MGS-S Customer 804	\$ 31,366.50	\$ 31,900.06	1.70%	\$ 39,776.31	\$ 40,309.87	1.34%
MGS-S Customer 805	\$ 880.66	\$ 910.30	3.37%	\$ 14,632.52	\$ 14,662.16	0.20%
MGS-S Customer 806	\$ 1,868.00	\$ 1,917.53	2.65%	\$ 4,358.95	\$ 4,408.48	1.14%
MGS-S Customer 807	\$ 8,568.05	\$ 8,721.36	1.79%	\$ 29,958.21	\$ 30,111.52	0.51%
MGS-S Customer 808	\$ 7,036.61	\$ 7,168.25	1.87%	\$ 16,045.16	\$ 16,176.80	0.82%
MGS-S Customer 809	\$ 6,183.51	\$ 6,300.22	1.89%	\$ 19,556.93	\$ 19,673.64	0.60%
MGS-S Customer 810	\$ 788.46	\$ 811.26	2.89%	\$ 16,838.39	\$ 16,861.19	0.14%
MGS-S Customer 811	\$ 5,194.33	\$ 5,295.41	1.95%	\$ 16,881.22	\$ 16,982.30	0.60%
MGS-S Customer 812	\$ 8,830.47	\$ 8,983.27	1.73%	\$ 29,490.26	\$ 29,643.06	0.52%
MGS-S Customer 813	\$ 6,498.56	\$ 6,619.48	1.86%	\$ 22,970.81	\$ 23,091.73	0.53%
MGS-S Customer 814	\$ 30,938.93	\$ 31,439.92	1.62%	\$ 96,864.49	\$ 97,365.49	0.52%
MGS-S Customer 815	\$ 7,477.28	\$ 7,614.07	1.83%	\$ 24,644.25	\$ 24,781.04	0.56%
MGS-S Customer 816	\$ 23,059.68	\$ 23,430.46	1.61%	\$ 103,025.96	\$ 103,396.74	0.36%
MGS-S Customer 817	\$ 2,775.71	\$ 2,839.06	2.28%	\$ 7,510.11	\$ 7,573.46	0.84%
MGS-S Customer 818	\$ 3,944.49	\$ 4,024.10	2.02%	\$ 18,090.34	\$ 18,169.94	0.44%
MGS-S Customer 819	\$ 2,271.77	\$ 2,326.41	2.41%	\$ 9,308.81	\$ 9,363.45	0.59%
MGS-S Customer 820	\$ 1,955.57	\$ 2,005.45	2.55%	\$ 7,348.81	\$ 7,398.70	0.68%
MGS-S Customer 821	\$ 4,751.37	\$ 4,840.22	1.87%	\$ 19,477.67	\$ 19,566.52	0.46%
MGS-S Customer 822	\$ 6,171.68	\$ 6,283.42	1.81%	\$ 19,534.71	\$ 19,646.44	0.57%
MGS-S Customer 823	\$ 2,486.02	\$ 2,545.30	2.38%	\$ 6,160.74	\$ 6,220.02	0.96%
MGS-S Customer 824	\$ 5,063.50	\$ 5,159.00	1.89%	\$ 14,008.17	\$ 14,103.67	0.68%
MGS-S Customer 825	\$ 3,571.83	\$ 3,641.67	1.96%	\$ 15,000.71	\$ 15,070.55	0.47%
MGS-S Customer 826	\$ 2,291.56	\$ 2,347.62	2.45%	\$ 4,695.67	\$ 4,751.73	1.19%
MGS-S Customer 827	\$ 9,370.93	\$ 9,531.15	1.71%	\$ 34,278.12	\$ 34,438.34	0.47%
MGS-S Customer 828	\$ 6,752.89	\$ 6,877.14	1.84%	\$ 25,080.78	\$ 25,205.03	0.50%
MGS-S Customer 829	\$ 6,783.62	\$ 6,902.81	1.76%	\$ 27,172.25	\$ 27,291.45	0.44%
MGS-S Customer 830	\$ 6,591.72	\$ 6,710.24	1.80%	\$ 20,608.45	\$ 20,726.96	0.58%
MGS-S Customer 831	\$ 6,940.51	\$ 7,068.58	1.85%	\$ 23,146.30	\$ 23,274.37	0.55%
MGS-S Customer 832	\$ 6,117.12	\$ 6,228.05	1.81%	\$ 19,922.45	\$ 20,033.39	0.56%
MGS-S Customer 833	\$ 15,322.96	\$ 15,571.67	1.62%	\$ 66,499.48	\$ 66,748.20	0.37%
MGS-S Customer 834	\$ 8,796.36	\$ 8,948.48	1.73%	\$ 29,938.91	\$ 30,091.03	0.51%
MGS-S Customer 835	\$ 5,546.16	\$ 5,652.74	1.92%	\$ 18,407.33	\$ 18,513.92	0.58%
MGS-S Customer 836	\$ 4,852.18	\$ 4,942.93	1.87%	\$ 16,911.68	\$ 17,002.43	0.54%
MGS-S Customer 837	\$ 3,837.14	\$ 3,912.78	1.97%	\$ 11,654.60	\$ 11,730.24	0.65%

Internal Use

Customer	Delivery 7/22 Prices	Delivery 8/23 Prices	Delivery % Difference	Bundled 7/22 Prices	Bundled 8/23 Prices	Bundled % Difference
MGS-S Customer 838	\$ 11,384.53	\$ 11,576.80	1.69%	\$ 53,310.15	\$ 53,502.42	0.36%
MGS-S Customer 839	\$ 14,322.66	\$ 14,573.26	1.75%	\$ 24,208.76	\$ 24,459.35	1.04%
MGS-S Customer 840	\$ 5,435.71	\$ 5,542.69	1.97%	\$ 11,265.10	\$ 11,372.08	0.95%
MGS-S Customer 841	\$ 44,358.94	\$ 45,082.47	1.63%	\$ 108,255.19	\$ 108,978.71	0.67%
MGS-S Customer 842	\$ 23,092.02	\$ 23,474.97	1.66%	\$ 65,598.11	\$ 65,981.05	0.58%
MGS-S Customer 843	\$ 4,093.40	\$ 4,172.41	1.93%	\$ 14,317.26	\$ 14,396.27	0.55%
MGS-S Customer 844	\$ 10,458.06	\$ 10,641.11	1.75%	\$ 35,436.10	\$ 35,619.15	0.52%
MGS-S Customer 845	\$ 3,816.75	\$ 3,896.30	2.08%	\$ 12,775.48	\$ 12,855.03	0.62%
MGS-S Customer 846	\$ 26,578.48	\$ 27,028.56	1.69%	\$ 73,122.64	\$ 73,572.72	0.62%
MGS-S Customer 847	\$ 6,524.10	\$ 6,648.81	1.91%	\$ 11,612.83	\$ 11,737.54	1.07%
MGS-S Customer 848	\$ 4,702.35	\$ 4,790.75	1.88%	\$ 14,614.15	\$ 14,702.55	0.60%
MGS-S Customer 849	\$ 3,801.16	\$ 3,880.76	2.09%	\$ 11,400.27	\$ 11,479.87	0.70%
MGS-S Customer 850	\$ 3,721.29	\$ 3,798.63	2.08%	\$ 11,381.53	\$ 11,458.87	0.68%
MGS-S Customer 851	\$ 20,574.59	\$ 20,920.60	1.68%	\$ 35,401.45	\$ 35,747.45	0.98%
MGS-S Customer 852	\$ 6,825.15	\$ 6,951.06	1.84%	\$ 24,761.46	\$ 24,887.37	0.51%
MGS-S Customer 853	\$ 8,053.47	\$ 8,195.16	1.76%	\$ 26,951.88	\$ 27,093.57	0.53%
MGS-S Customer 854	\$ 19,520.92	\$ 19,850.73	1.69%	\$ 51,578.74	\$ 51,908.54	0.64%
MGS-S Customer 855	\$ 7,117.35	\$ 7,240.64	1.73%	\$ 33,084.33	\$ 33,207.63	0.37%
MGS-S Customer 856	\$ 9,887.27	\$ 10,054.25	1.69%	\$ 39,851.77	\$ 40,018.75	0.42%
MGS-S Customer 857	\$ 7,417.85	\$ 7,556.02	1.86%	\$ 20,398.20	\$ 20,536.37	0.68%
MGS-S Customer 858	\$ 5,600.30	\$ 5,708.32	1.93%	\$ 15,536.67	\$ 15,644.69	0.70%
MGS-S Customer 859	\$ 4,378.10	\$ 4,463.05	1.94%	\$ 11,954.58	\$ 12,039.53	0.71%
MGS-S Customer 860	\$ 4,846.44	\$ 4,942.35	1.98%	\$ 15,668.00	\$ 15,763.92	0.61%
MGS-S Customer 861	\$ 3,502.59	\$ 3,572.93	2.01%	\$ 10,696.86	\$ 10,767.20	0.66%
MGS-S Customer 862	\$ 4,280.45	\$ 4,362.95	1.93%	\$ 14,465.92	\$ 14,548.41	0.57%
MGS-S Customer 863	\$ 3,364.60	\$ 3,437.13	2.16%	\$ 10,348.39	\$ 10,420.93	0.70%
MGS-S Customer 864	\$ 3,688.89	\$ 3,762.88	2.01%	\$ 9,801.77	\$ 9,875.76	0.75%
MGS-S Customer 865	\$ 5,503.69	\$ 5,605.77	1.85%	\$ 17,346.32	\$ 17,448.40	0.59%
MGS-S Customer 866	\$ 17,970.96	\$ 18,269.09	1.66%	\$ 67,250.59	\$ 67,548.72	0.44%
MGS-S Customer 867	\$ 4,331.84	\$ 4,416.37	1.95%	\$ 10,319.26	\$ 10,403.79	0.82%
MGS-S Customer 868	\$ 17,021.73	\$ 17,311.06	1.70%	\$ 46,099.55	\$ 46,388.88	0.63%
MGS-S Customer 869	\$ 3,032.85	\$ 3,096.42	2.10%	\$ 7,755.14	\$ 7,818.71	0.82%
MGS-S Customer 870	\$ 8,364.02	\$ 8,514.44	1.80%	\$ 31,590.17	\$ 31,740.59	0.48%
MGS-S Customer 871	\$ 3,670.91	\$ 3,745.18	2.02%	\$ 7,465.49	\$ 7,539.76	0.99%
MGS-S Customer 872	\$ 3,988.52	\$ 4,068.01	1.99%	\$ 9,654.06	\$ 9,733.55	0.82%
MGS-S Customer 873	\$ 6,650.51	\$ 6,769.89	1.80%	\$ 22,550.75	\$ 22,670.14	0.53%
MGS-S Customer 874	\$ 7,479.07	\$ 7,609.74	1.75%	\$ 28,850.49	\$ 28,981.16	0.45%
MGS-S Customer 875	\$ 3,648.51	\$ 3,722.09	2.02%	\$ 8,803.85	\$ 8,877.44	0.84%
MGS-S Customer 876	\$ 8,596.92	\$ 8,750.60	1.79%	\$ 31,234.83	\$ 31,388.52	0.49%
MGS-S Customer 877	\$ 3,154.18	\$ 3,223.52	2.20%	\$ 9,459.36	\$ 9,528.70	0.73%

Internal Use

Customer	Delivery 7/22 Prices	Delivery 8/23 Prices	Delivery % Difference	Bundled 7/22 Prices	Bundled 8/23 Prices	Bundled % Difference
MGS-S Customer 878	\$ 7,113.78	\$ 7,240.14	1.78%	\$ 23,322.54	\$ 23,448.90	0.54%
MGS-S Customer 879	\$ 3,064.17	\$ 3,132.83	2.24%	\$ 7,905.97	\$ 7,974.64	0.87%
MGS-S Customer 880	\$ 3,726.35	\$ 3,799.37	1.96%	\$ 13,394.77	\$ 13,467.79	0.55%
MGS-S Customer 881	\$ 4,146.89	\$ 4,233.12	2.08%	\$ 9,511.00	\$ 9,597.23	0.91%
MGS-S Customer 882	\$ 11,961.38	\$ 12,162.34	1.68%	\$ 42,017.30	\$ 42,218.25	0.48%
MGS-S Customer 883	\$ 3,360.63	\$ 3,424.11	1.89%	\$ 21,514.84	\$ 21,578.32	0.30%
MGS-S Customer 884	\$ 16,221.49	\$ 16,487.19	1.64%	\$ 60,272.42	\$ 60,538.12	0.44%
MGS-S Customer 885	\$ 8,583.34	\$ 8,730.61	1.72%	\$ 33,584.23	\$ 33,731.50	0.44%
MGS-S Customer 886	\$ 4,588.48	\$ 4,675.33	1.89%	\$ 14,539.93	\$ 14,626.78	0.60%
MGS-S Customer 887	\$ 7,884.05	\$ 8,028.90	1.84%	\$ 19,310.41	\$ 19,455.27	0.75%
MGS-S Customer 888	\$ 3,317.24	\$ 3,390.46	2.21%	\$ 5,652.68	\$ 5,725.90	1.30%
MGS-S Customer 889	\$ 4,106.18	\$ 4,185.91	1.94%	\$ 12,459.99	\$ 12,539.73	0.64%
MGS-S Customer 890	\$ 1,097.41	\$ 1,134.63	3.39%	\$ 2,370.07	\$ 2,407.30	1.57%
MGS-S Customer 891	\$ 4,407.73	\$ 4,497.89	2.05%	\$ 10,445.43	\$ 10,535.58	0.86%
MGS-S Customer 892	\$ 2,675.26	\$ 2,736.92	2.30%	\$ 10,377.77	\$ 10,439.43	0.59%
MGS-S Customer 893	\$ 3,033.00	\$ 3,095.91	2.07%	\$ 9,217.18	\$ 9,280.09	0.68%
MGS-S Customer 894	\$ 6,193.98	\$ 6,309.62	1.87%	\$ 23,002.85	\$ 23,118.49	0.50%
MGS-S Customer 895	\$ 7,781.58	\$ 7,921.65	1.80%	\$ 29,816.19	\$ 29,956.26	0.47%
MGS-S Customer 896	\$ 5,594.28	\$ 5,697.52	1.85%	\$ 15,971.14	\$ 16,074.37	0.65%
MGS-S Customer 897	\$ 12,981.32	\$ 13,214.32	1.79%	\$ 38,005.06	\$ 38,238.06	0.61%
MGS-S Customer 898	\$ 6,492.82	\$ 6,607.53	1.77%	\$ 27,433.47	\$ 27,548.18	0.42%
MGS-S Customer 899	\$ 3,071.52	\$ 3,139.66	2.22%	\$ 8,120.94	\$ 8,189.09	0.84%
MGS-S Customer 900	\$ 4,241.60	\$ 4,329.65	2.08%	\$ 7,493.20	\$ 7,581.25	1.18%
MGS-S Customer 901	\$ 2,639.60	\$ 2,696.21	2.14%	\$ 8,350.62	\$ 8,407.22	0.68%
MGS-S Customer 902	\$ 6,929.59	\$ 7,054.77	1.81%	\$ 17,031.64	\$ 17,156.82	0.73%
MGS-S Customer 903	\$ 14,649.74	\$ 14,902.42	1.72%	\$ 38,635.97	\$ 38,888.65	0.65%
MGS-S Customer 904	\$ 17,452.60	\$ 17,740.45	1.65%	\$ 70,667.71	\$ 70,955.55	0.41%
MGS-S Customer 905	\$ 19,207.57	\$ 19,521.18	1.63%	\$ 73,487.38	\$ 73,800.99	0.43%
MGS-S Customer 906	\$ 16,497.46	\$ 16,771.63	1.66%	\$ 63,421.90	\$ 63,696.06	0.43%
MGS-S Customer 907	\$ 3,968.20	\$ 4,047.39	2.00%	\$ 10,374.39	\$ 10,453.58	0.76%
MGS-S Customer 908	\$ 5,032.21	\$ 5,131.16	1.97%	\$ 14,624.53	\$ 14,723.48	0.68%
MGS-S Customer 909	\$ 4,342.86	\$ 4,430.46	2.02%	\$ 14,526.03	\$ 14,613.64	0.60%
MGS-S Customer 910	\$ 4,561.63	\$ 4,653.97	2.02%	\$ 11,269.94	\$ 11,362.28	0.82%
MGS-S Customer 911	\$ 10,162.06	\$ 10,335.64	1.71%	\$ 31,579.07	\$ 31,752.65	0.55%
MGS-S Customer 912	\$ 4,654.83	\$ 4,747.31	1.99%	\$ 13,543.74	\$ 13,636.22	0.68%
MGS-S Customer 913	\$ 4,271.28	\$ 4,359.76	2.07%	\$ 11,314.61	\$ 11,403.09	0.78%
MGS-S Customer 914	\$ 3,768.76	\$ 3,843.33	1.98%	\$ 11,291.66	\$ 11,366.22	0.66%
MGS-S Customer 915	\$ 4,295.26	\$ 4,377.25	1.91%	\$ 15,538.69	\$ 15,620.68	0.53%
MGS-S Customer 916	\$ 9,955.37	\$ 10,124.54	1.70%	\$ 35,888.65	\$ 36,057.82	0.47%
MGS-S Customer 917	\$ 3,148.60	\$ 3,214.88	2.11%	\$ 6,848.68	\$ 6,914.97	0.97%

Internal Use

Customer	Delivery 7/22 Prices	Delivery 8/23 Prices	Delivery % Difference	Bundled 7/22 Prices	Bundled 8/23 Prices	Bundled % Difference
MGS-S Customer 918	\$ 35,307.96	\$ 35,881.72	1.63%	\$ 97,101.75	\$ 97,675.51	0.59%
MGS-S Customer 919	\$ 4,358.66	\$ 4,443.92	1.96%	\$ 12,259.76	\$ 12,345.02	0.70%
MGS-S Customer 920	\$ 8,096.96	\$ 8,245.06	1.83%	\$ 21,982.28	\$ 22,130.38	0.67%
MGS-S Customer 921	\$ 2,319.09	\$ 2,368.63	2.14%	\$ 13,253.55	\$ 13,303.09	0.37%
MGS-S Customer 922	\$ 1,769.47	\$ 1,813.61	2.49%	\$ 3,460.58	\$ 3,504.71	1.28%
MGS-S Customer 923	\$ 1,956.12	\$ 2,003.24	2.41%	\$ 3,903.17	\$ 3,950.29	1.21%
MGS-S Customer 924	\$ 2,458.06	\$ 2,513.37	2.25%	\$ 5,209.53	\$ 5,264.84	1.06%
MGS-S Customer 925	\$ 1,745.37	\$ 1,789.18	2.51%	\$ 3,546.16	\$ 3,589.98	1.24%
MGS-S Customer 926	\$ 1,981.98	\$ 2,029.65	2.41%	\$ 4,203.26	\$ 4,250.94	1.13%
MGS-S Customer 927	\$ 3,343.20	\$ 3,415.87	2.17%	\$ 9,423.51	\$ 9,496.18	0.77%
MGS-S Customer 928	\$ 2,958.69	\$ 3,020.96	2.10%	\$ 7,731.26	\$ 7,793.52	0.81%
MGS-S Customer 929	\$ 10,190.15	\$ 10,369.60	1.76%	\$ 33,161.72	\$ 33,341.17	0.54%
MGS-S Customer 930	\$ 10,490.96	\$ 10,675.92	1.76%	\$ 32,987.19	\$ 33,172.15	0.56%
MGS-S Customer 931	\$ 7,234.47	\$ 7,367.84	1.84%	\$ 22,596.08	\$ 22,729.45	0.59%
MGS-S Customer 932	\$ 2,741.15	\$ 2,802.90	2.25%	\$ 13,227.35	\$ 13,289.11	0.47%
MGS-S Customer 933	\$ 9,611.43	\$ 9,782.33	1.78%	\$ 31,399.22	\$ 31,570.13	0.54%
MGS-S Customer 934	\$ 6,550.66	\$ 6,672.89	1.87%	\$ 21,889.42	\$ 22,011.64	0.56%
MGS-S Customer 935	\$ 6,330.00	\$ 6,444.09	1.80%	\$ 20,704.71	\$ 20,818.80	0.55%
MGS-S Customer 936	\$ 13,208.87	\$ 13,440.44	1.75%	\$ 26,824.53	\$ 27,056.10	0.86%
MGS-S Customer 937	\$ 4,496.92	\$ 4,583.52	1.93%	\$ 12,349.12	\$ 12,435.72	0.70%
MGS-S Customer 938	\$ 4,915.00	\$ 5,012.49	1.98%	\$ 14,284.62	\$ 14,382.11	0.68%
MGS-S Customer 939	\$ 12,316.69	\$ 12,528.52	1.72%	\$ 40,221.94	\$ 40,433.76	0.53%
MGS-S Customer 940	\$ 4,344.59	\$ 4,432.78	2.03%	\$ 13,083.70	\$ 13,171.89	0.67%
MGS-S Customer 941	\$ 11,705.90	\$ 11,917.24	1.81%	\$ 12,473.75	\$ 12,685.09	1.69%
MGS-S Customer 942	\$ 13,151.37	\$ 13,386.47	1.79%	\$ 13,964.93	\$ 14,200.03	1.68%
MGS-S Customer 943	\$ 16,079.80	\$ 16,362.79	1.76%	\$ 18,812.99	\$ 19,095.98	1.50%
MGS-S Customer 944	\$ 6,321.56	\$ 6,441.19	1.89%	\$ 17,647.38	\$ 17,767.00	0.68%
MGS-S Customer 945	\$ 25,410.64	\$ 25,821.91	1.62%	\$ 98,292.58	\$ 98,703.85	0.42%
MGS-S Customer 946	\$ 6,137.40	\$ 6,252.01	1.87%	\$ 23,162.69	\$ 23,277.30	0.49%
MGS-S Customer 947	\$ 11,826.89	\$ 12,034.64	1.76%	\$ 34,021.47	\$ 34,229.21	0.61%
MGS-S Customer 948	\$ 4,403.33	\$ 4,490.50	1.98%	\$ 14,824.17	\$ 14,911.35	0.59%
MGS-S Customer 949	\$ 9,792.00	\$ 9,956.56	1.68%	\$ 43,344.39	\$ 43,508.94	0.38%
MGS-S Customer 950	\$ 1,013.14	\$ 1,049.02	3.54%	\$ 2,560.73	\$ 2,596.61	1.40%
MGS-S Customer 951	\$ 3,506.01	\$ 3,576.07	2.00%	\$ 10,966.63	\$ 11,036.69	0.64%
MGS-S Customer 952	\$ 7,147.41	\$ 7,273.91	1.77%	\$ 23,953.20	\$ 24,079.70	0.53%
MGS-S Customer 953	\$ 7,120.39	\$ 7,245.80	1.76%	\$ 26,365.82	\$ 26,491.23	0.48%
MGS-S Customer 954	\$ 5,605.85	\$ 5,708.21	1.83%	\$ 19,654.45	\$ 19,756.81	0.52%
MGS-S Customer 955	\$ 7,673.21	\$ 7,808.29	1.76%	\$ 25,162.52	\$ 25,297.60	0.54%
MGS-S Customer 956	\$ 6,418.28	\$ 6,538.80	1.88%	\$ 20,289.89	\$ 20,410.41	0.59%
MGS-S Customer 957	\$ 10,697.18	\$ 10,880.58	1.71%	\$ 32,535.25	\$ 32,718.65	0.56%

Internal Use

Customer	Delivery 7/22 Prices	Delivery 8/23 Prices	Delivery % Difference	Bundled 7/22 Prices	Bundled 8/23 Prices	Bundled % Difference
MGS-S Customer 958	\$ 17,242.48	\$ 17,526.22	1.65%	\$ 72,250.50	\$ 72,534.23	0.39%
MGS-S Customer 959	\$ 9,857.31	\$ 10,028.02	1.73%	\$ 42,966.01	\$ 43,136.72	0.40%
MGS-S Customer 960	\$ 7,371.92	\$ 7,510.17	1.88%	\$ 13,075.96	\$ 13,214.21	1.06%
MGS-S Customer 961	\$ 17,077.51	\$ 17,365.04	1.68%	\$ 54,638.26	\$ 54,925.79	0.53%
MGS-S Customer 962	\$ 2,711.25	\$ 2,768.75	2.12%	\$ 10,833.34	\$ 10,890.84	0.53%
MGS-S Customer 963	\$ 4,947.56	\$ 5,045.85	1.99%	\$ 13,069.42	\$ 13,167.71	0.75%
MGS-S Customer 964	\$ 3,012.66	\$ 3,079.99	2.23%	\$ 8,541.43	\$ 8,608.75	0.79%
MGS-S Customer 965	\$ 6,023.53	\$ 6,138.01	1.90%	\$ 19,588.91	\$ 19,703.39	0.58%
MGS-S Customer 966	\$ 4,539.02	\$ 4,630.69	2.02%	\$ 12,229.42	\$ 12,321.09	0.75%
MGS-S Customer 967	\$ 5,313.36	\$ 5,416.66	1.94%	\$ 16,230.57	\$ 16,333.87	0.64%
MGS-S Customer 968	\$ 6,277.30	\$ 6,390.20	1.80%	\$ 20,054.64	\$ 20,167.54	0.56%
MGS-S Customer 969	\$ 26,746.25	\$ 27,195.65	1.68%	\$ 29,248.62	\$ 29,698.02	1.54%
MGS-S Customer 970	\$ 919.75	\$ 949.66	3.25%	\$ 1,757.08	\$ 1,786.98	1.70%
MGS-S Customer 971	\$ 3,365.10	\$ 3,435.18	2.08%	\$ 7,222.64	\$ 7,292.72	0.97%
MGS-S Customer 972	\$ 3,330.75	\$ 3,400.29	2.09%	\$ 7,115.16	\$ 7,184.70	0.98%
MGS-S Customer 973	\$ 22,794.90	\$ 23,167.45	1.63%	\$ 85,410.70	\$ 85,783.25	0.44%
MGS-S Customer 974	\$ 3,265.03	\$ 3,329.57	1.98%	\$ 17,613.12	\$ 17,677.66	0.37%
MGS-S Customer 975	\$ 3,825.31	\$ 3,905.23	2.09%	\$ 12,326.53	\$ 12,406.45	0.65%
MGS-S Customer 976	\$ 6,336.92	\$ 6,454.86	1.86%	\$ 24,472.85	\$ 24,590.79	0.48%
MGS-S Customer 977	\$ 1,307.35	\$ 1,347.96	3.11%	\$ 2,888.76	\$ 2,929.37	1.41%
MGS-S Customer 978	\$ 16,784.59	\$ 17,079.75	1.76%	\$ 53,572.92	\$ 53,868.08	0.55%
MGS-S Customer 979	\$ 9,497.03	\$ 9,664.32	1.76%	\$ 34,557.56	\$ 34,724.86	0.48%
MGS-S Customer 980	\$ 801.87	\$ 834.55	4.08%	\$ 1,539.56	\$ 1,572.24	2.12%
MGS-S Customer 981	\$ 10,969.83	\$ 11,158.66	1.72%	\$ 43,183.04	\$ 43,371.87	0.44%
MGS-S Customer 982	\$ 2,900.79	\$ 2,962.29	2.12%	\$ 8,255.99	\$ 8,317.49	0.74%
MGS-S Customer 983	\$ 4,817.86	\$ 4,914.80	2.01%	\$ 10,790.99	\$ 10,887.93	0.90%
MGS-S Customer 984	\$ 4,081.64	\$ 4,162.53	1.98%	\$ 7,579.71	\$ 7,660.60	1.07%
MGS-S Customer 985	\$ 7,408.08	\$ 7,537.96	1.75%	\$ 27,654.12	\$ 27,784.00	0.47%
MGS-S Customer 986	\$ 21,237.76	\$ 21,580.41	1.61%	\$ 95,856.50	\$ 96,199.15	0.36%
MGS-S Customer 987	\$ 5,617.88	\$ 5,720.21	1.82%	\$ 19,914.32	\$ 20,016.65	0.51%
MGS-S Customer 988	\$ 10,282.35	\$ 10,456.85	1.70%	\$ 37,463.62	\$ 37,638.12	0.47%
MGS-S Customer 989	\$ 7,285.53	\$ 7,420.37	1.85%	\$ 20,311.59	\$ 20,446.43	0.66%
MGS-S Customer 990	\$ 3,534.28	\$ 3,609.32	2.12%	\$ 11,861.24	\$ 11,936.28	0.63%
MGS-S Customer 991	\$ 36,895.21	\$ 37,464.34	1.54%	\$ 111,998.43	\$ 112,567.56	0.51%
MGS-S Customer 992	\$ 7,374.89	\$ 7,506.67	1.79%	\$ 22,421.13	\$ 22,552.91	0.59%
MGS-S Customer 993	\$ 8,532.72	\$ 8,683.15	1.76%	\$ 23,044.20	\$ 23,194.64	0.65%
MGS-S Customer 994	\$ 15,091.36	\$ 15,349.54	1.71%	\$ 45,010.16	\$ 45,268.34	0.57%
MGS-S Customer 995	\$ 1,577.89	\$ 1,622.89	2.85%	\$ 2,707.27	\$ 2,752.27	1.66%
MGS-S Customer 996	\$ 1,938.95	\$ 1,982.08	2.22%	\$ 12,445.73	\$ 12,488.85	0.35%
MGS-S Customer 997	\$ 1,727.98	\$ 1,775.01	2.72%	\$ 4,774.59	\$ 4,821.62	0.99%

Internal Use

Customer	Delivery 7/22 Prices	Delivery 8/23 Prices	Delivery % Difference	Bundled 7/22 Prices	Bundled 8/23 Prices	Bundled % Difference
MGS-S Customer 998	\$ 3,778.31	\$ 3,851.96	1.95%	\$ 14,427.68	\$ 14,501.33	0.51%
MGS-S Customer 999	\$ 5,056.75	\$ 5,150.23	1.85%	\$ 18,944.93	\$ 19,038.41	0.49%
MGS-S Customer 1000	\$ 5,014.74	\$ 5,109.98	1.90%	\$ 11,273.64	\$ 11,368.89	0.84%
MGS-S Customer 1001	\$ 2,220.62	\$ 2,273.01	2.36%	\$ 14,274.29	\$ 14,326.68	0.37%
MGS-S Customer 1002	\$ 589.56	\$ 612.36	3.87%	\$ 6,889.25	\$ 6,912.06	0.33%
MGS-S Customer 1003	\$ 24,375.84	\$ 24,781.18	1.66%	\$ 62,391.36	\$ 62,796.70	0.65%
MGS-S Customer 1004	\$ 4,639.32	\$ 4,726.75	1.88%	\$ 16,393.28	\$ 16,480.71	0.53%
MGS-S Customer 1005	\$ 3,276.86	\$ 3,343.15	2.02%	\$ 10,971.03	\$ 11,037.32	0.60%
MGS-S Customer 1006	\$ 1,443.28	\$ 1,486.33	2.98%	\$ 2,037.45	\$ 2,080.50	2.11%
MGS-S Customer 1007	\$ 7,661.53	\$ 7,803.30	1.85%	\$ 20,385.93	\$ 20,527.70	0.70%
MGS-S Customer 1008	\$ 26,646.87	\$ 27,073.31	1.60%	\$ 116,394.12	\$ 116,820.56	0.37%
MGS-S Customer 1009	\$ 4,113.78	\$ 4,198.58	2.06%	\$ 11,705.46	\$ 11,790.26	0.72%
MGS-S Customer 1010	\$ 11,938.35	\$ 12,138.27	1.67%	\$ 43,900.18	\$ 44,100.10	0.46%
MGS-S Customer 1011	\$ 4,549.42	\$ 4,636.68	1.92%	\$ 11,431.18	\$ 11,518.44	0.76%
MGS-S Customer 1012	\$ 5,371.24	\$ 5,471.26	1.86%	\$ 15,060.00	\$ 15,160.02	0.66%
MGS-S Customer 1013	\$ 3,607.67	\$ 3,680.49	2.02%	\$ 9,156.66	\$ 9,229.48	0.80%
MGS-S Customer 1014	\$ 7,648.19	\$ 7,787.22	1.82%	\$ 27,173.57	\$ 27,312.60	0.51%
MGS-S Customer 1015	\$ 14,102.77	\$ 14,342.43	1.70%	\$ 35,972.83	\$ 36,212.50	0.67%
MGS-S Customer 1016	\$ 6,933.10	\$ 7,061.27	1.85%	\$ 20,461.69	\$ 20,589.86	0.63%
MGS-S Customer 1017	\$ 762.96	\$ 792.60	3.88%	\$ 8,745.07	\$ 8,774.72	0.34%
MGS-S Customer 1018	\$ 4,874.42	\$ 4,965.62	1.87%	\$ 16,454.59	\$ 16,545.79	0.55%
MGS-S Customer 1019	\$ 3,063.26	\$ 3,129.46	2.16%	\$ 14,057.94	\$ 14,124.14	0.47%
MGS-S Customer 1020	\$ 25,795.62	\$ 26,234.96	1.70%	\$ 47,226.91	\$ 47,666.25	0.93%
MGS-S Customer 1021	\$ 25,516.62	\$ 25,924.38	1.60%	\$ 114,093.82	\$ 114,501.57	0.36%
MGS-S Customer 1022	\$ 3,802.61	\$ 3,882.07	2.09%	\$ 11,598.60	\$ 11,678.05	0.68%
MGS-S Customer 1023	\$ 3,881.04	\$ 3,957.76	1.98%	\$ 10,660.87	\$ 10,737.59	0.72%
MGS-S Customer 1024	\$ 6,241.39	\$ 6,354.63	1.81%	\$ 19,066.69	\$ 19,179.93	0.59%
MGS-S Customer 1025	\$ 7,528.50	\$ 7,661.42	1.77%	\$ 24,803.91	\$ 24,936.83	0.54%
MGS-S Customer 1026	\$ 4,816.33	\$ 4,911.03	1.97%	\$ 13,225.22	\$ 13,319.92	0.72%
MGS-S Customer 1027	\$ 4,895.37	\$ 4,992.06	1.98%	\$ 14,740.33	\$ 14,837.02	0.66%
MGS-S Customer 1028	\$ 612.61	\$ 642.25	4.84%	\$ 1,225.07	\$ 1,254.70	2.42%
MGS-S Customer 1029	\$ 19,901.27	\$ 20,228.76	1.65%	\$ 61,063.62	\$ 61,391.10	0.54%
MGS-S Customer 1030	\$ 4,601.91	\$ 4,688.95	1.89%	\$ 16,031.82	\$ 16,118.86	0.54%
MGS-S Customer 1031	\$ 10,277.11	\$ 10,451.67	1.70%	\$ 37,033.78	\$ 37,208.34	0.47%
MGS-S Customer 1032	\$ 63,236.80	\$ 64,228.27	1.57%	\$ 259,278.97	\$ 260,270.44	0.38%
MGS-S Customer 1033	\$ 12,029.07	\$ 12,237.22	1.73%	\$ 36,940.26	\$ 37,148.41	0.56%
MGS-S Customer 1034	\$ 2,400.66	\$ 2,452.93	2.18%	\$ 8,646.77	\$ 8,699.04	0.60%
MGS-S Customer 1035	\$ 4,562.34	\$ 4,650.13	1.92%	\$ 14,370.73	\$ 14,458.52	0.61%
MGS-S Customer 1036	\$ 2,891.64	\$ 2,953.63	2.14%	\$ 6,356.11	\$ 6,418.10	0.98%
MGS-S Customer 1037	\$ 4,781.64	\$ 4,873.31	1.92%	\$ 13,389.24	\$ 13,480.91	0.68%

Internal Use

Customer	Delivery 7/22 Prices	Delivery 8/23 Prices	Delivery % Difference	Bundled 7/22 Prices	Bundled 8/23 Prices	Bundled % Difference
MGS-S Customer 1038	\$ 5,207.81	\$ 5,305.75	1.88%	\$ 14,842.06	\$ 14,940.01	0.66%
MGS-S Customer 1039	\$ 10,045.81	\$ 10,216.82	1.70%	\$ 38,697.99	\$ 38,869.01	0.44%
MGS-S Customer 1040	\$ 10,159.50	\$ 10,333.93	1.72%	\$ 32,781.31	\$ 32,955.74	0.53%
MGS-S Customer 1041	\$ 9,279.41	\$ 9,438.49	1.71%	\$ 34,988.73	\$ 35,147.82	0.45%
MGS-S Customer 1042	\$ 7,753.56	\$ 7,895.51	1.83%	\$ 21,794.28	\$ 21,936.23	0.65%
MGS-S Customer 1043	\$ 3,001.37	\$ 3,067.35	2.20%	\$ 10,483.35	\$ 10,549.33	0.63%
MGS-S Customer 1044	\$ 2,244.24	\$ 2,300.26	2.50%	\$ 4,237.00	\$ 4,293.02	1.32%
MGS-S Customer 1045	\$ 2,004.77	\$ 2,055.90	2.55%	\$ 6,145.68	\$ 6,196.82	0.83%
MGS-S Customer 1046	\$ 30,034.27	\$ 30,529.11	1.65%	\$ 80,054.33	\$ 80,549.17	0.62%
MGS-S Customer 1047	\$ 4,923.70	\$ 5,018.85	1.93%	\$ 9,923.88	\$ 10,019.03	0.96%
MGS-S Customer 1048	\$ 47,951.75	\$ 48,726.71	1.62%	\$ 147,406.84	\$ 148,181.81	0.53%
MGS-S Customer 1049	\$ 4,092.45	\$ 4,171.42	1.93%	\$ 14,829.01	\$ 14,907.98	0.53%
MGS-S Customer 1050	\$ 6,565.67	\$ 6,688.01	1.86%	\$ 22,014.11	\$ 22,136.46	0.56%
MGS-S Customer 1051	\$ 1,873.30	\$ 1,919.29	2.46%	\$ 14,462.99	\$ 14,508.98	0.32%
MGS-S Customer 1052	\$ 7,593.02	\$ 7,726.85	1.76%	\$ 25,111.93	\$ 25,245.76	0.53%
MGS-S Customer 1053	\$ 6,984.05	\$ 7,109.34	1.79%	\$ 20,699.69	\$ 20,824.98	0.61%
MGS-S Customer 1054	\$ 708.35	\$ 739.70	4.43%	\$ 776.90	\$ 808.26	4.04%
MGS-S Customer 1055	\$ 4,533.58	\$ 4,618.80	1.88%	\$ 17,248.84	\$ 17,334.06	0.49%
MGS-S Customer 1056	\$ 584.31	\$ 607.11	3.90%	\$ 6,626.68	\$ 6,649.49	0.34%
MGS-S Customer 1057	\$ 3,887.78	\$ 3,963.66	1.95%	\$ 12,783.78	\$ 12,859.66	0.59%
MGS-S Customer 1058	\$ 3,237.35	\$ 3,303.31	2.04%	\$ 8,945.39	\$ 9,011.35	0.74%
MGS-S Customer 1059	\$ 4,139.81	\$ 4,219.53	1.93%	\$ 14,347.67	\$ 14,427.39	0.56%
MGS-S Customer 1060	\$ 814.79	\$ 844.43	3.64%	\$ 11,337.67	\$ 11,367.31	0.26%
MGS-S Customer 1061	\$ 16,265.17	\$ 16,531.92	1.64%	\$ 61,330.76	\$ 61,597.51	0.43%
MGS-S Customer 1062	\$ 2,611.08	\$ 2,671.43	2.31%	\$ 8,535.30	\$ 8,595.66	0.71%
MGS-S Customer 1063	\$ 6,681.53	\$ 6,800.57	1.78%	\$ 24,048.92	\$ 24,167.96	0.49%
MGS-S Customer 1064	\$ 3,907.43	\$ 3,988.52	2.08%	\$ 12,170.53	\$ 12,251.61	0.67%
MGS-S Customer 1065	\$ 11,704.02	\$ 11,901.10	1.68%	\$ 41,461.25	\$ 41,658.33	0.48%
MGS-S Customer 1066	\$ 4,904.45	\$ 5,001.97	1.99%	\$ 12,621.13	\$ 12,718.65	0.77%
MGS-S Customer 1067	\$ 600.12	\$ 629.76	4.94%	\$ 600.12	\$ 629.76	4.94%
MGS-S Customer 1068	\$ 4,209.36	\$ 4,296.49	2.07%	\$ 8,514.82	\$ 8,601.94	1.02%
MGS-S Customer 1069	\$ 8,452.94	\$ 8,599.57	1.73%	\$ 29,834.42	\$ 29,981.04	0.49%
MGS-S Customer 1070	\$ 3,427.65	\$ 3,501.91	2.17%	\$ 9,085.98	\$ 9,160.25	0.82%
MGS-S Customer 1071	\$ 7,553.57	\$ 7,684.26	1.73%	\$ 32,320.34	\$ 32,451.02	0.40%
MGS-S Customer 1072	\$ 12,168.43	\$ 12,374.86	1.70%	\$ 50,000.56	\$ 50,206.99	0.41%
MGS-S Customer 1073	\$ 4,265.22	\$ 4,353.12	2.06%	\$ 8,950.97	\$ 9,038.86	0.98%
MGS-S Customer 1074	\$ 5,759.91	\$ 5,864.14	1.81%	\$ 21,224.82	\$ 21,329.04	0.49%
MGS-S Customer 1075	\$ 25,962.15	\$ 26,383.29	1.62%	\$ 98,441.88	\$ 98,863.02	0.43%
MGS-S Customer 1076	\$ 6,276.59	\$ 6,389.46	1.80%	\$ 21,979.62	\$ 22,092.49	0.51%
MGS-S Customer 1077	\$ 5,700.88	\$ 5,810.38	1.92%	\$ 17,703.14	\$ 17,812.64	0.62%

Internal Use

Customer	Delivery 7/22 Prices	Delivery 8/23 Prices	Delivery % Difference	Bundled 7/22 Prices	Bundled 8/23 Prices	Bundled % Difference
MGS-S Customer 1078	\$ 6,035.77	\$ 6,150.43	1.90%	\$ 19,401.07	\$ 19,515.74	0.59%
MGS-S Customer 1079	\$ 2,956.76	\$ 3,023.99	2.27%	\$ 6,974.27	\$ 7,041.50	0.96%
MGS-S Customer 1080	\$ 4,002.71	\$ 4,086.28	2.09%	\$ 10,364.91	\$ 10,448.48	0.81%
MGS-S Customer 1081	\$ 4,540.38	\$ 4,631.96	2.02%	\$ 12,995.89	\$ 13,087.47	0.70%
MGS-S Customer 1082	\$ 7,788.45	\$ 7,928.65	1.80%	\$ 12,048.20	\$ 12,188.40	1.16%
MGS-S Customer 1083	\$ 7,059.26	\$ 7,184.48	1.77%	\$ 23,112.74	\$ 23,237.95	0.54%
MGS-S Customer 1084	\$ 8,899.83	\$ 9,060.28	1.80%	\$ 25,947.97	\$ 26,108.42	0.62%
MGS-S Customer 1085	\$ 4,504.95	\$ 4,591.02	1.91%	\$ 13,535.32	\$ 13,621.39	0.64%
MGS-S Customer 1086	\$ 9,709.38	\$ 9,877.00	1.73%	\$ 43,026.15	\$ 43,193.77	0.39%
MGS-S Customer 1087	\$ 11,678.78	\$ 11,873.56	1.67%	\$ 47,996.34	\$ 48,191.12	0.41%
MGS-S Customer 1088	\$ 11,928.42	\$ 12,133.22	1.72%	\$ 44,145.52	\$ 44,350.32	0.46%
MGS-S Customer 1089	\$ 5,673.35	\$ 5,775.57	1.80%	\$ 23,363.65	\$ 23,465.87	0.44%
MGS-S Customer 1090	\$ 7,731.07	\$ 7,865.28	1.74%	\$ 31,085.07	\$ 31,219.29	0.43%
MGS-S Customer 1091	\$ 6,706.54	\$ 6,827.10	1.80%	\$ 20,351.33	\$ 20,471.90	0.59%
MGS-S Customer 1092	\$ 4,214.46	\$ 4,295.21	1.92%	\$ 17,698.83	\$ 17,779.58	0.46%
MGS-S Customer 1093	\$ 4,712.62	\$ 4,806.36	1.99%	\$ 15,270.58	\$ 15,364.32	0.61%
MGS-S Customer 1094	\$ 3,902.60	\$ 3,984.45	2.10%	\$ 5,584.57	\$ 5,666.41	1.47%
MGS-S Customer 1095	\$ 3,705.90	\$ 3,778.88	1.97%	\$ 14,081.61	\$ 14,154.59	0.52%
MGS-S Customer 1096	\$ 10,551.72	\$ 10,737.81	1.76%	\$ 31,729.46	\$ 31,915.55	0.59%
MGS-S Customer 1097	\$ 7,889.29	\$ 8,032.25	1.81%	\$ 27,750.60	\$ 27,893.56	0.52%
MGS-S Customer 1098	\$ 5,292.50	\$ 5,396.40	1.96%	\$ 12,335.72	\$ 12,439.61	0.84%
MGS-S Customer 1099	\$ 14,639.90	\$ 14,888.51	1.70%	\$ 47,473.45	\$ 47,722.06	0.52%
MGS-S Customer 1100	\$ 5,013.62	\$ 5,106.94	1.86%	\$ 16,937.84	\$ 17,031.15	0.55%
MGS-S Customer 1101	\$ 4,734.41	\$ 4,828.76	1.99%	\$ 13,594.30	\$ 13,688.65	0.69%
MGS-S Customer 1102	\$ 1,853.47	\$ 1,899.24	2.47%	\$ 6,309.75	\$ 6,355.52	0.73%
MGS-S Customer 1103	\$ 1,822.84	\$ 1,867.86	2.47%	\$ 18,099.59	\$ 18,144.61	0.25%
MGS-S Customer 1104	\$ 10,240.79	\$ 10,414.48	1.70%	\$ 38,570.19	\$ 38,743.87	0.45%
MGS-S Customer 1105	\$ 6,911.38	\$ 7,034.39	1.78%	\$ 23,215.32	\$ 23,338.33	0.53%
MGS-S Customer 1106	\$ 20,584.30	\$ 20,925.93	1.66%	\$ 73,438.11	\$ 73,779.73	0.47%
MGS-S Customer 1107	\$ 6,601.92	\$ 6,728.84	1.92%	\$ 14,467.83	\$ 14,594.75	0.88%
MGS-S Customer 1108	\$ 11,874.61	\$ 12,072.92	1.67%	\$ 46,326.36	\$ 46,524.67	0.43%
MGS-S Customer 1109	\$ 5,334.54	\$ 5,434.16	1.87%	\$ 14,747.13	\$ 14,846.74	0.68%
MGS-S Customer 1110	\$ 3,708.46	\$ 3,786.42	2.10%	\$ 12,069.25	\$ 12,147.21	0.65%
MGS-S Customer 1111	\$ 5,568.63	\$ 5,677.07	1.95%	\$ 13,434.55	\$ 13,542.98	0.81%
MGS-S Customer 1112	\$ 5,877.84	\$ 5,984.71	1.82%	\$ 15,222.21	\$ 15,329.08	0.70%
MGS-S Customer 1113	\$ 4,936.03	\$ 5,030.41	1.91%	\$ 10,479.98	\$ 10,574.37	0.90%
MGS-S Customer 1114	\$ 4,750.59	\$ 4,839.49	1.87%	\$ 16,725.20	\$ 16,814.09	0.53%
MGS-S Customer 1115	\$ 5,012.90	\$ 5,103.54	1.81%	\$ 26,843.32	\$ 26,933.96	0.34%
MGS-S Customer 1116	\$ 12,354.87	\$ 12,567.07	1.72%	\$ 35,970.89	\$ 36,183.08	0.59%
MGS-S Customer 1117	\$ 22,699.37	\$ 23,061.84	1.60%	\$ 78,460.04	\$ 78,822.51	0.46%

Internal Use

Customer	Delivery 7/22 Prices	Delivery 8/23 Prices	Delivery % Difference	Bundled 7/22 Prices	Bundled 8/23 Prices	Bundled % Difference
MGS-S Customer 1118	\$ 5,117.90	\$ 5,218.63	1.97%	\$ 14,465.69	\$ 14,566.43	0.70%
MGS-S Customer 1119	\$ 1,622.67	\$ 1,659.49	2.27%	\$ 15,853.07	\$ 15,889.89	0.23%
MGS-S Customer 1120	\$ 8,134.90	\$ 8,279.80	1.78%	\$ 32,669.60	\$ 32,814.49	0.44%
MGS-S Customer 1121	\$ 5,401.60	\$ 5,505.64	1.93%	\$ 18,793.30	\$ 18,897.34	0.55%
MGS-S Customer 1122	\$ 5,895.30	\$ 6,002.71	1.82%	\$ 19,183.02	\$ 19,290.43	0.56%
MGS-S Customer 1123	\$ 14,178.24	\$ 14,417.36	1.69%	\$ 53,324.97	\$ 53,564.09	0.45%
MGS-S Customer 1124	\$ 14,438.02	\$ 14,690.17	1.75%	\$ 23,213.47	\$ 23,465.62	1.09%
MGS-S Customer 1125	\$ 7,259.57	\$ 7,394.83	1.86%	\$ 18,207.74	\$ 18,343.00	0.74%
MGS-S Customer 1126	\$ 804.27	\$ 833.91	3.69%	\$ 10,811.71	\$ 10,841.35	0.27%
MGS-S Customer 1127	\$ 1,875.00	\$ 1,916.22	2.20%	\$ 15,061.26	\$ 15,102.48	0.27%
MGS-S Customer 1128	\$ 4,515.59	\$ 4,606.69	2.02%	\$ 12,711.95	\$ 12,803.05	0.72%
MGS-S Customer 1129	\$ 4,127.40	\$ 4,207.29	1.94%	\$ 13,603.52	\$ 13,683.40	0.59%
MGS-S Customer 1130	\$ 11,238.45	\$ 11,427.35	1.68%	\$ 40,375.69	\$ 40,564.59	0.47%
MGS-S Customer 1131	\$ 5,213.55	\$ 5,310.27	1.86%	\$ 17,074.12	\$ 17,170.84	0.57%
MGS-S Customer 1132	\$ 9,842.84	\$ 10,016.37	1.76%	\$ 35,209.37	\$ 35,382.90	0.49%
MGS-S Customer 1133	\$ 6,009.07	\$ 6,117.58	1.81%	\$ 20,900.25	\$ 21,008.76	0.52%
MGS-S Customer 1134	\$ 1,684.53	\$ 1,724.06	2.35%	\$ 10,697.65	\$ 10,737.18	0.37%
MGS-S Customer 1135	\$ 3,999.48	\$ 4,078.04	1.96%	\$ 11,092.97	\$ 11,171.53	0.71%
MGS-S Customer 1136	\$ 9,165.31	\$ 9,327.07	1.76%	\$ 35,062.03	\$ 35,223.79	0.46%
MGS-S Customer 1137	\$ 5,933.73	\$ 6,046.50	1.90%	\$ 19,326.57	\$ 19,439.34	0.58%
MGS-S Customer 1138	\$ 600.12	\$ 629.76	4.94%	\$ 600.12	\$ 629.76	4.94%
MGS-S Customer 1139	\$ 1,242.57	\$ 1,282.04	3.18%	\$ 2,778.28	\$ 2,817.74	1.42%
MGS-S Customer 1140	\$ 20,791.27	\$ 21,130.25	1.63%	\$ 71,396.36	\$ 71,735.34	0.47%
MGS-S Customer 1141	\$ 12,601.97	\$ 12,830.31	1.81%	\$ 13,612.06	\$ 13,840.40	1.68%
MGS-S Customer 1142	\$ 9,918.31	\$ 10,093.19	1.76%	\$ 32,387.12	\$ 32,562.00	0.54%
MGS-S Customer 1143	\$ 4,683.72	\$ 4,772.15	1.89%	\$ 15,193.69	\$ 15,282.12	0.58%
MGS-S Customer 1144	\$ 5,317.19	\$ 5,416.93	1.88%	\$ 15,306.01	\$ 15,405.75	0.65%
MGS-S Customer 1145	\$ 32,277.37	\$ 32,807.58	1.64%	\$ 90,483.28	\$ 91,013.49	0.59%
MGS-S Customer 1146	\$ 18,837.26	\$ 19,143.75	1.63%	\$ 69,935.97	\$ 70,242.46	0.44%
MGS-S Customer 1147	\$ 4,009.24	\$ 4,086.79	1.93%	\$ 14,520.81	\$ 14,598.36	0.53%
MGS-S Customer 1148	\$ 12,161.29	\$ 12,363.44	1.66%	\$ 48,433.15	\$ 48,635.30	0.42%
MGS-S Customer 1149	\$ 8,015.28	\$ 8,154.82	1.74%	\$ 29,086.75	\$ 29,226.30	0.48%
MGS-S Customer 1150	\$ 7,262.56	\$ 7,390.01	1.75%	\$ 27,916.40	\$ 28,043.85	0.46%
MGS-S Customer 1151	\$ 4,544.36	\$ 4,634.63	1.99%	\$ 16,726.35	\$ 16,816.62	0.54%
MGS-S Customer 1152	\$ 3,373.31	\$ 3,437.61	1.91%	\$ 19,662.74	\$ 19,727.04	0.33%
MGS-S Customer 1153	\$ 5,752.32	\$ 5,863.34	1.93%	\$ 14,582.62	\$ 14,693.64	0.76%
MGS-S Customer 1154	\$ 17,323.10	\$ 17,615.03	1.69%	\$ 54,104.57	\$ 54,396.50	0.54%
MGS-S Customer 1155	\$ 14,599.98	\$ 14,848.51	1.70%	\$ 46,008.78	\$ 46,257.31	0.54%
MGS-S Customer 1156	\$ 1,190.29	\$ 1,221.01	2.58%	\$ 12,802.68	\$ 12,833.40	0.24%
MGS-S Customer 1157	\$ 6,694.79	\$ 6,820.04	1.87%	\$ 16,459.65	\$ 16,584.90	0.76%

Internal Use

Customer	Delivery 7/22 Prices	Delivery 8/23 Prices	Delivery % Difference	Bundled 7/22 Prices	Bundled 8/23 Prices	Bundled % Difference
MGS-S Customer 1158	\$ 4,239.90	\$ 4,324.74	2.00%	\$ 17,723.02	\$ 17,807.85	0.48%
MGS-S Customer 1159	\$ 7,731.81	\$ 7,867.04	1.75%	\$ 27,257.19	\$ 27,392.42	0.50%
MGS-S Customer 1160	\$ 5,406.27	\$ 5,510.22	1.92%	\$ 18,253.84	\$ 18,357.80	0.57%
MGS-S Customer 1161	\$ 6,426.46	\$ 6,541.13	1.78%	\$ 26,241.49	\$ 26,356.16	0.44%
MGS-S Customer 1162	\$ 3,433.32	\$ 3,507.69	2.17%	\$ 9,034.18	\$ 9,108.55	0.82%
MGS-S Customer 1163	\$ 5,650.76	\$ 5,754.45	1.83%	\$ 18,640.94	\$ 18,744.63	0.56%
MGS-S Customer 1164	\$ 6,199.41	\$ 6,311.49	1.81%	\$ 20,808.13	\$ 20,920.21	0.54%
MGS-S Customer 1165	\$ 4,148.77	\$ 4,229.63	1.95%	\$ 11,906.70	\$ 11,987.56	0.68%
MGS-S Customer 1166	\$ 1,719.74	\$ 1,766.53	2.72%	\$ 5,131.20	\$ 5,177.99	0.91%
MGS-S Customer 1167	\$ 11,281.24	\$ 11,478.66	1.75%	\$ 34,748.71	\$ 34,946.13	0.57%
MGS-S Customer 1168	\$ 464.19	\$ 486.99	4.91%	\$ 618.56	\$ 641.36	3.69%
MGS-S Customer 1169	\$ 3,699.67	\$ 3,773.43	1.99%	\$ 10,236.81	\$ 10,310.57	0.72%
MGS-S Customer 1170	\$ 8,503.61	\$ 8,656.17	1.79%	\$ 29,357.53	\$ 29,510.09	0.52%
MGS-S Customer 1171	\$ 5,034.81	\$ 5,128.32	1.86%	\$ 15,805.19	\$ 15,898.70	0.59%
MGS-S Customer 1172	\$ 10,853.17	\$ 11,046.55	1.78%	\$ 27,307.14	\$ 27,500.52	0.71%
MGS-S Customer 1173	\$ 489.67	\$ 512.92	4.75%	\$ 532.75	\$ 556.00	4.36%
MGS-S Customer 1174	\$ 5,082.63	\$ 5,176.72	1.85%	\$ 19,711.12	\$ 19,805.21	0.48%
MGS-S Customer 1175	\$ 5,466.49	\$ 5,567.20	1.84%	\$ 19,500.69	\$ 19,601.41	0.52%
MGS-S Customer 1176	\$ 10,260.47	\$ 10,442.15	1.77%	\$ 28,346.12	\$ 28,527.80	0.64%
MGS-S Customer 1177	\$ 7,096.44	\$ 7,227.19	1.84%	\$ 23,326.79	\$ 23,457.54	0.56%
MGS-S Customer 1178	\$ 2,733.45	\$ 2,792.68	2.17%	\$ 17,122.55	\$ 17,181.79	0.35%
MGS-S Customer 1179	\$ 4,231.50	\$ 4,317.44	2.03%	\$ 13,381.74	\$ 13,467.67	0.64%
MGS-S Customer 1180	\$ 5,034.07	\$ 5,129.11	1.89%	\$ 13,146.79	\$ 13,241.83	0.72%
MGS-S Customer 1181	\$ 600.12	\$ 629.76	4.94%	\$ 600.12	\$ 629.76	4.94%
MGS-S Customer 1182	\$ 1,749.19	\$ 1,792.19	2.46%	\$ 5,329.30	\$ 5,372.30	0.81%
MGS-S Customer 1183	\$ 2,149.40	\$ 2,197.85	2.25%	\$ 7,394.33	\$ 7,442.78	0.66%
MGS-S Customer 1184	\$ 2,914.34	\$ 2,979.75	2.24%	\$ 7,649.43	\$ 7,714.84	0.86%
MGS-S Customer 1185	\$ 6,877.21	\$ 6,998.89	1.77%	\$ 26,338.60	\$ 26,460.28	0.46%
MGS-S Customer 1186	\$ 556.83	\$ 579.63	4.09%	\$ 5,252.38	\$ 5,275.18	0.43%
MGS-S Customer 1187	\$ 10,034.74	\$ 10,205.53	1.70%	\$ 36,438.67	\$ 36,609.46	0.47%
MGS-S Customer 1188	\$ 3,777.78	\$ 3,855.15	2.05%	\$ 3,777.78	\$ 3,855.15	2.05%
MGS-S Customer 1189	\$ 6,736.74	\$ 6,861.64	1.85%	\$ 9,378.52	\$ 9,503.42	1.33%
MGS-S Customer 1190	\$ 14,876.43	\$ 15,130.60	1.71%	\$ 45,535.66	\$ 45,789.83	0.56%
MGS-S Customer 1191	\$ 1,976.45	\$ 2,026.97	2.56%	\$ 3,347.62	\$ 3,398.13	1.51%
MGS-S Customer 1192	\$ 2,778.64	\$ 2,837.40	2.11%	\$ 9,667.49	\$ 9,726.24	0.61%
MGS-S Customer 1193	\$ 3,524.39	\$ 3,597.57	2.08%	\$ 7,898.41	\$ 7,971.58	0.93%
MGS-S Customer 1194	\$ 4,845.81	\$ 4,937.01	1.88%	\$ 16,484.60	\$ 16,575.79	0.55%
MGS-S Customer 1195	\$ 16,670.25	\$ 16,950.77	1.68%	\$ 58,015.42	\$ 58,295.94	0.48%
MGS-S Customer 1196	\$ 3,414.61	\$ 3,488.08	2.15%	\$ 7,994.30	\$ 8,067.77	0.92%
MGS-S Customer 1197	\$ 5,953.23	\$ 6,062.21	1.83%	\$ 17,125.47	\$ 17,234.45	0.64%

Internal Use

Customer	Delivery 7/22 Prices	Delivery 8/23 Prices	Delivery % Difference	Bundled 7/22 Prices	Bundled 8/23 Prices	Bundled % Difference
MGS-S Customer 1198	\$ 5,093.99	\$ 5,192.85	1.94%	\$ 17,973.79	\$ 18,072.65	0.55%
MGS-S Customer 1199	\$ 4,063.97	\$ 4,147.20	2.05%	\$ 14,045.93	\$ 14,129.16	0.59%
MGS-S Customer 1200	\$ 10,180.90	\$ 10,355.70	1.72%	\$ 32,325.31	\$ 32,500.11	0.54%
MGS-S Customer 1201	\$ 8,267.19	\$ 8,411.35	1.74%	\$ 28,649.66	\$ 28,793.82	0.50%
MGS-S Customer 1202	\$ 2,902.89	\$ 2,963.16	2.08%	\$ 10,582.44	\$ 10,642.71	0.57%
MGS-S Customer 1203	\$ 5,079.58	\$ 5,178.71	1.95%	\$ 17,097.26	\$ 17,196.39	0.58%
MGS-S Customer 1204	\$ 4,180.65	\$ 4,260.88	1.92%	\$ 15,007.01	\$ 15,087.25	0.53%
MGS-S Customer 1205	\$ 15,988.82	\$ 16,255.58	1.67%	\$ 61,046.30	\$ 61,313.06	0.44%
MGS-S Customer 1206	\$ 7,499.76	\$ 7,631.92	1.76%	\$ 25,256.22	\$ 25,388.38	0.52%
MGS-S Customer 1207	\$ 696.80	\$ 719.60	3.27%	\$ 12,253.77	\$ 12,276.57	0.19%
MGS-S Customer 1208	\$ 5,055.22	\$ 5,150.01	1.88%	\$ 15,288.21	\$ 15,383.01	0.62%
MGS-S Customer 1209	\$ 20,400.99	\$ 20,741.49	1.67%	\$ 66,997.71	\$ 67,338.21	0.51%
MGS-S Customer 1210	\$ 10,703.98	\$ 10,884.89	1.69%	\$ 38,918.30	\$ 39,099.22	0.46%
MGS-S Customer 1211	\$ 5,682.71	\$ 5,786.20	1.82%	\$ 19,938.59	\$ 20,042.08	0.52%
MGS-S Customer 1212	\$ 6,477.71	\$ 6,598.00	1.86%	\$ 22,571.40	\$ 22,691.69	0.53%
MGS-S Customer 1213	\$ 2,678.41	\$ 2,732.11	2.00%	\$ 19,166.31	\$ 19,220.01	0.28%
MGS-S Customer 1214	\$ 7,415.49	\$ 7,552.21	1.84%	\$ 18,357.37	\$ 18,494.10	0.74%
MGS-S Customer 1215	\$ 29,186.24	\$ 29,660.06	1.62%	\$ 114,952.55	\$ 115,426.37	0.41%
MGS-S Customer 1216	\$ 10,978.49	\$ 11,171.57	1.76%	\$ 33,392.45	\$ 33,585.53	0.58%
MGS-S Customer 1217	\$ 4,907.22	\$ 4,999.83	1.89%	\$ 15,538.32	\$ 15,630.92	0.60%
MGS-S Customer 1218	\$ 5,145.23	\$ 5,247.79	1.99%	\$ 13,916.11	\$ 14,018.67	0.74%
MGS-S Customer 1219	\$ 13,010.91	\$ 13,232.07	1.70%	\$ 49,479.31	\$ 49,700.46	0.45%
MGS-S Customer 1220	\$ 9,452.22	\$ 9,618.08	1.75%	\$ 36,976.05	\$ 37,141.91	0.45%
MGS-S Customer 1221	\$ 5,920.42	\$ 6,033.45	1.91%	\$ 17,035.99	\$ 17,149.02	0.66%
MGS-S Customer 1222	\$ 20,439.36	\$ 20,781.39	1.67%	\$ 59,764.35	\$ 60,106.37	0.57%
MGS-S Customer 1223	\$ 1,934.75	\$ 1,985.66	2.63%	\$ 3,520.73	\$ 3,571.64	1.45%
MGS-S Customer 1224	\$ 4,238.03	\$ 4,322.57	1.99%	\$ 18,079.24	\$ 18,163.78	0.47%
MGS-S Customer 1225	\$ 4,851.86	\$ 4,947.62	1.97%	\$ 16,165.10	\$ 16,260.87	0.59%
MGS-S Customer 1226	\$ 2,964.06	\$ 3,030.98	2.26%	\$ 7,781.88	\$ 7,848.79	0.86%
MGS-S Customer 1227	\$ 5,704.02	\$ 5,812.19	1.90%	\$ 19,964.02	\$ 20,072.18	0.54%
MGS-S Customer 1228	\$ 5,089.02	\$ 5,187.88	1.94%	\$ 5,171.29	\$ 5,270.15	1.91%
MGS-S Customer 1229	\$ 4,607.02	\$ 4,697.38	1.96%	\$ 6,197.57	\$ 6,287.93	1.46%
MGS-S Customer 1230	\$ 3,385.39	\$ 3,459.20	2.18%	\$ 8,987.51	\$ 9,061.32	0.82%
MGS-S Customer 1231	\$ 7,149.11	\$ 7,284.31	1.89%	\$ 15,958.84	\$ 16,094.04	0.85%
MGS-S Customer 1232	\$ 12,848.83	\$ 13,068.39	1.71%	\$ 45,116.89	\$ 45,336.45	0.49%
MGS-S Customer 1233	\$ 3,810.68	\$ 3,891.61	2.12%	\$ 8,312.90	\$ 8,393.83	0.97%
MGS-S Customer 1234	\$ 5,668.50	\$ 5,778.38	1.94%	\$ 15,410.27	\$ 15,520.16	0.71%
MGS-S Customer 1235	\$ 5,375.15	\$ 5,480.14	1.95%	\$ 14,806.25	\$ 14,911.23	0.71%
MGS-S Customer 1236	\$ 3,606.41	\$ 3,679.05	2.01%	\$ 9,566.06	\$ 9,638.70	0.76%
MGS-S Customer 1237	\$ 4,336.27	\$ 4,422.86	2.00%	\$ 17,029.36	\$ 17,115.95	0.51%

Internal Use

Customer	Delivery 7/22 Prices	Delivery 8/23 Prices	Delivery % Difference	Bundled 7/22 Prices	Bundled 8/23 Prices	Bundled % Difference
MGS-S Customer 1238	\$ 6,945.66	\$ 7,072.55	1.83%	\$ 26,443.61	\$ 26,570.50	0.48%
MGS-S Customer 1239	\$ 4,146.34	\$ 4,230.51	2.03%	\$ 14,605.58	\$ 14,689.75	0.58%
MGS-S Customer 1240	\$ 6,700.27	\$ 6,823.82	1.84%	\$ 25,192.70	\$ 25,316.25	0.49%
MGS-S Customer 1241	\$ 2,778.00	\$ 2,841.32	2.28%	\$ 8,492.90	\$ 8,556.22	0.75%
MGS-S Customer 1242	\$ 6,920.95	\$ 7,048.11	1.84%	\$ 24,381.93	\$ 24,509.08	0.52%
MGS-S Customer 1243	\$ 1,652.07	\$ 1,698.17	2.79%	\$ 3,046.09	\$ 3,092.19	1.51%
MGS-S Customer 1244	\$ 22,942.40	\$ 23,322.57	1.66%	\$ 75,320.86	\$ 75,701.03	0.50%
MGS-S Customer 1245	\$ 1,998.59	\$ 2,041.35	2.14%	\$ 16,890.80	\$ 16,933.56	0.25%
MGS-S Customer 1246	\$ 11,924.44	\$ 12,133.98	1.76%	\$ 37,492.08	\$ 37,701.62	0.56%
MGS-S Customer 1247	\$ 1,797.30	\$ 1,842.46	2.51%	\$ 13,191.90	\$ 13,237.06	0.34%
MGS-S Customer 1248	\$ 34,001.17	\$ 34,557.23	1.64%	\$ 99,762.19	\$ 100,318.26	0.56%
MGS-S Customer 1249	\$ 7,671.41	\$ 7,810.64	1.81%	\$ 27,048.81	\$ 27,188.04	0.51%
MGS-S Customer 1250	\$ 6,018.64	\$ 6,125.57	1.78%	\$ 22,440.61	\$ 22,547.54	0.48%
MGS-S Customer 1251	\$ 1,317.89	\$ 1,353.95	2.74%	\$ 3,072.98	\$ 3,109.04	1.17%
MGS-S Customer 1252	\$ 5,417.13	\$ 5,516.58	1.84%	\$ 18,035.61	\$ 18,135.06	0.55%
MGS-S Customer 1253	\$ 3,678.38	\$ 3,756.20	2.12%	\$ 11,264.35	\$ 11,342.16	0.69%
MGS-S Customer 1254	\$ 3,504.99	\$ 3,581.12	2.17%	\$ 7,444.80	\$ 7,520.93	1.02%
MGS-S Customer 1255	\$ 3,857.10	\$ 3,937.51	2.08%	\$ 12,404.71	\$ 12,485.12	0.65%
MGS-S Customer 1256	\$ 1,838.91	\$ 1,879.18	2.19%	\$ 16,159.58	\$ 16,199.85	0.25%
MGS-S Customer 1257	\$ 14,190.09	\$ 14,431.10	1.70%	\$ 49,346.74	\$ 49,587.74	0.49%
MGS-S Customer 1258	\$ 10,942.21	\$ 11,131.46	1.73%	\$ 43,447.94	\$ 43,637.19	0.44%
MGS-S Customer 1259	\$ 5,817.31	\$ 5,924.33	1.84%	\$ 17,656.63	\$ 17,763.65	0.61%
MGS-S Customer 1260	\$ 4,416.63	\$ 4,501.06	1.91%	\$ 13,954.56	\$ 14,038.99	0.61%
MGS-S Customer 1261	\$ 2,179.59	\$ 2,228.23	2.23%	\$ 8,189.40	\$ 8,238.04	0.59%
MGS-S Customer 1262	\$ 12,841.60	\$ 13,056.05	1.67%	\$ 46,608.80	\$ 46,823.25	0.46%
MGS-S Customer 1263	\$ 4,479.82	\$ 4,565.03	1.90%	\$ 15,156.61	\$ 15,241.83	0.56%
MGS-S Customer 1264	\$ 4,571.85	\$ 4,657.81	1.88%	\$ 17,930.41	\$ 18,016.38	0.48%
MGS-S Customer 1265	\$ 3,771.14	\$ 3,844.02	1.93%	\$ 17,875.28	\$ 17,948.16	0.41%
MGS-S Customer 1266	\$ 1,965.81	\$ 2,009.42	2.22%	\$ 12,333.76	\$ 12,377.36	0.35%
MGS-S Customer 1267	\$ 4,427.36	\$ 4,517.49	2.04%	\$ 11,991.04	\$ 12,081.17	0.75%
MGS-S Customer 1268	\$ 2,794.28	\$ 2,852.55	2.09%	\$ 9,896.79	\$ 9,955.07	0.59%
MGS-S Customer 1269	\$ 6,178.70	\$ 6,296.16	1.90%	\$ 18,281.51	\$ 18,398.97	0.64%
MGS-S Customer 1270	\$ 773.97	\$ 801.60	3.57%	\$ 1,398.42	\$ 1,426.05	1.98%
MGS-S Customer 1271	\$ 484.81	\$ 507.61	4.70%	\$ 1,650.19	\$ 1,672.99	1.38%
MGS-S Customer 1272	\$ 4,778.08	\$ 4,869.22	1.91%	\$ 12,104.21	\$ 12,195.35	0.75%
MGS-S Customer 1273	\$ 11,708.86	\$ 11,907.56	1.70%	\$ 38,041.15	\$ 38,239.85	0.52%
MGS-S Customer 1274	\$ 4,662.70	\$ 4,748.31	1.84%	\$ 5,549.39	\$ 5,635.00	1.54%
MGS-S Customer 1275	\$ 17,356.58	\$ 17,639.71	1.63%	\$ 65,603.27	\$ 65,886.40	0.43%
MGS-S Customer 1276	\$ 1,085.68	\$ 1,123.12	3.45%	\$ 1,272.96	\$ 1,310.40	2.94%
MGS-S Customer 1277	\$ 12,010.05	\$ 12,212.40	1.68%	\$ 42,751.54	\$ 42,953.90	0.47%

Internal Use

Customer	Delivery 7/22 Prices	Delivery 8/23 Prices	Delivery % Difference	Bundled 7/22 Prices	Bundled 8/23 Prices	Bundled % Difference
MGS-S Customer 1278	\$ 11,608.17	\$ 11,803.94	1.69%	\$ 40,941.82	\$ 41,137.59	0.48%
MGS-S Customer 1279	\$ 13,369.15	\$ 13,592.48	1.67%	\$ 44,378.94	\$ 44,602.27	0.50%
MGS-S Customer 1280	\$ 38,510.50	\$ 39,124.01	1.59%	\$ 159,104.37	\$ 159,717.88	0.39%
MGS-S Customer 1281	\$ 695.73	\$ 718.53	3.28%	\$ 12,199.79	\$ 12,222.60	0.19%
MGS-S Customer 1282	\$ 14,509.70	\$ 14,751.01	1.66%	\$ 49,498.37	\$ 49,739.69	0.49%
MGS-S Customer 1283	\$ 2,694.22	\$ 2,752.50	2.16%	\$ 6,727.96	\$ 6,786.24	0.87%
MGS-S Customer 1284	\$ 19,558.27	\$ 19,874.72	1.62%	\$ 76,443.29	\$ 76,759.74	0.41%
MGS-S Customer 1285	\$ 18,758.95	\$ 19,063.23	1.62%	\$ 69,821.10	\$ 70,125.38	0.44%
MGS-S Customer 1286	\$ 3,315.12	\$ 3,386.61	2.16%	\$ 5,988.89	\$ 6,060.38	1.19%
MGS-S Customer 1287	\$ 6,460.51	\$ 6,575.76	1.78%	\$ 24,372.14	\$ 24,487.39	0.47%
MGS-S Customer 1288	\$ 4,767.89	\$ 4,863.39	2.00%	\$ 12,663.85	\$ 12,759.35	0.75%
MGS-S Customer 1289	\$ 4,132.39	\$ 4,212.11	1.93%	\$ 14,103.50	\$ 14,183.21	0.57%
MGS-S Customer 1290	\$ 2,920.62	\$ 2,986.94	2.27%	\$ 5,665.92	\$ 5,732.24	1.17%
MGS-S Customer 1291	\$ 824.98	\$ 854.62	3.59%	\$ 11,847.19	\$ 11,876.84	0.25%
MGS-S Customer 1292	\$ 4,329.06	\$ 4,418.00	2.05%	\$ 9,996.54	\$ 10,085.48	0.89%
MGS-S Customer 1293	\$ 4,212.76	\$ 4,295.65	1.97%	\$ 8,558.32	\$ 8,641.21	0.97%
MGS-S Customer 1294	\$ 12,479.26	\$ 12,696.07	1.74%	\$ 37,982.91	\$ 38,199.72	0.57%
MGS-S Customer 1295	\$ 17,411.62	\$ 17,695.86	1.63%	\$ 66,508.43	\$ 66,792.67	0.43%
MGS-S Customer 1296	\$ 5,012.81	\$ 5,106.29	1.86%	\$ 17,225.31	\$ 17,318.79	0.54%
MGS-S Customer 1297	\$ 13,217.56	\$ 13,444.73	1.72%	\$ 43,438.02	\$ 43,665.18	0.52%
MGS-S Customer 1298	\$ 4,808.83	\$ 4,899.46	1.88%	\$ 30,065.90	\$ 30,156.53	0.30%
MGS-S Customer 1299	\$ 1,197.65	\$ 1,236.47	3.24%	\$ 2,491.23	\$ 2,530.05	1.56%
MGS-S Customer 1300	\$ 8,733.85	\$ 8,889.10	1.78%	\$ 31,523.74	\$ 31,678.99	0.49%
MGS-S Customer 1301	\$ 5,276.17	\$ 5,372.50	1.83%	\$ 21,281.20	\$ 21,377.53	0.45%
MGS-S Customer 1302	\$ 1,014.68	\$ 1,045.87	3.07%	\$ 2,577.57	\$ 2,608.77	1.21%
MGS-S Customer 1303	\$ 5,501.07	\$ 5,600.93	1.82%	\$ 21,507.47	\$ 21,607.33	0.46%
MGS-S Customer 1304	\$ 4,275.38	\$ 4,357.39	1.92%	\$ 14,326.70	\$ 14,408.71	0.57%
MGS-S Customer 1305	\$ 1,104.91	\$ 1,131.62	2.42%	\$ 20,895.38	\$ 20,922.09	0.13%
MGS-S Customer 1306	\$ 4,021.19	\$ 4,104.74	2.08%	\$ 12,892.16	\$ 12,975.71	0.65%
MGS-S Customer 1307	\$ 8,272.22	\$ 8,422.51	1.82%	\$ 16,448.93	\$ 16,599.22	0.91%
MGS-S Customer 1308	\$ 3,695.69	\$ 3,771.66	2.06%	\$ 9,034.09	\$ 9,110.06	0.84%
MGS-S Customer 1309	\$ 2,658.51	\$ 2,716.99	2.20%	\$ 6,570.90	\$ 6,629.38	0.89%
MGS-S Customer 1310	\$ 2,602.08	\$ 2,659.62	2.21%	\$ 6,969.35	\$ 7,026.89	0.83%
MGS-S Customer 1311	\$ 3,662.91	\$ 3,737.50	2.04%	\$ 9,321.24	\$ 9,395.84	0.80%
MGS-S Customer 1312	\$ 8,869.62	\$ 9,022.42	1.72%	\$ 24,391.20	\$ 24,544.00	0.63%
MGS-S Customer 1313	\$ 19,206.46	\$ 19,527.78	1.67%	\$ 54,911.57	\$ 55,232.89	0.59%
MGS-S Customer 1314	\$ 3,048.15	\$ 3,112.89	2.12%	\$ 7,015.38	\$ 7,080.12	0.92%
MGS-S Customer 1315	\$ 3,392.34	\$ 3,462.68	2.07%	\$ 7,551.53	\$ 7,621.88	0.93%
MGS-S Customer 1316	\$ 3,352.29	\$ 3,421.34	2.06%	\$ 9,111.17	\$ 9,180.23	0.76%
MGS-S Customer 1317	\$ 3,662.96	\$ 3,737.64	2.04%	\$ 8,708.84	\$ 8,783.52	0.86%

Internal Use

Customer	Delivery 7/22 Prices	Delivery 8/23 Prices	Delivery % Difference	Bundled 7/22 Prices	Bundled 8/23 Prices	Bundled % Difference
MGS-S Customer 1318	\$ 1,638.57	\$ 1,680.37	2.55%	\$ 3,494.21	\$ 3,536.01	1.20%
MGS-S Customer 1319	\$ 2,352.90	\$ 2,406.29	2.27%	\$ 4,996.05	\$ 5,049.44	1.07%
MGS-S Customer 1320	\$ 3,978.82	\$ 4,057.18	1.97%	\$ 10,581.44	\$ 10,659.79	0.74%
MGS-S Customer 1321	\$ 4,610.85	\$ 4,696.14	1.85%	\$ 18,029.97	\$ 18,115.27	0.47%
MGS-S Customer 1322	\$ 3,994.70	\$ 4,072.67	1.95%	\$ 12,477.74	\$ 12,555.72	0.62%
MGS-S Customer 1323	\$ 9,704.45	\$ 9,876.31	1.77%	\$ 30,870.76	\$ 31,042.63	0.56%
MGS-S Customer 1324	\$ 1,330.25	\$ 1,365.60	2.66%	\$ 5,705.98	\$ 5,741.33	0.62%
MGS-S Customer 1325	\$ 4,993.87	\$ 5,087.75	1.88%	\$ 14,723.53	\$ 14,817.42	0.64%
MGS-S Customer 1326	\$ 7,916.45	\$ 8,061.00	1.83%	\$ 23,081.52	\$ 23,226.07	0.63%
MGS-S Customer 1327	\$ 507.76	\$ 531.30	4.64%	\$ 560.10	\$ 583.63	4.20%
MGS-S Customer 1328	\$ 2,051.01	\$ 2,102.75	2.52%	\$ 6,253.97	\$ 6,305.71	0.83%
MGS-S Customer 1329	\$ 5,357.60	\$ 5,460.84	1.93%	\$ 18,562.14	\$ 18,665.38	0.56%
MGS-S Customer 1330	\$ 5,103.97	\$ 5,198.68	1.86%	\$ 6,420.29	\$ 6,515.00	1.48%
MGS-S Customer 1331	\$ 1,976.11	\$ 2,019.28	2.18%	\$ 14,165.19	\$ 14,208.36	0.30%
MGS-S Customer 1332	\$ 2,194.66	\$ 2,248.06	2.43%	\$ 8,666.55	\$ 8,719.95	0.62%
MGS-S Customer 1333	\$ 37,937.54	\$ 38,529.84	1.56%	\$ 151,127.13	\$ 151,719.43	0.39%
MGS-S Customer 1334	\$ 10,394.39	\$ 10,569.51	1.68%	\$ 40,175.85	\$ 40,350.96	0.44%
MGS-S Customer 1335	\$ 6,447.55	\$ 6,563.05	1.79%	\$ 20,384.52	\$ 20,500.02	0.57%
MGS-S Customer 1336	\$ 787.91	\$ 817.55	3.76%	\$ 9,992.99	\$ 10,022.63	0.30%
MGS-S Customer 1337	\$ 5,434.76	\$ 5,539.70	1.93%	\$ 15,288.86	\$ 15,393.80	0.69%
MGS-S Customer 1338	\$ 3,311.71	\$ 3,379.04	2.03%	\$ 9,722.70	\$ 9,790.03	0.69%
MGS-S Customer 1339	\$ 18,638.95	\$ 18,947.50	1.66%	\$ 55,920.90	\$ 56,229.45	0.55%
MGS-S Customer 1340	\$ 5,600.10	\$ 5,709.21	1.95%	\$ 12,912.97	\$ 13,022.08	0.84%
MGS-S Customer 1341	\$ 4,958.96	\$ 5,052.87	1.89%	\$ 13,833.48	\$ 13,927.39	0.68%
MGS-S Customer 1342	\$ 6,653.81	\$ 6,773.10	1.79%	\$ 21,056.98	\$ 21,176.26	0.57%
MGS-S Customer 1343	\$ 9,518.26	\$ 9,680.42	1.70%	\$ 32,727.04	\$ 32,889.20	0.50%
MGS-S Customer 1344	\$ 3,477.96	\$ 3,548.99	2.04%	\$ 7,468.05	\$ 7,539.08	0.95%
MGS-S Customer 1345	\$ 4,291.89	\$ 4,377.46	1.99%	\$ 4,817.50	\$ 4,903.07	1.78%
MGS-S Customer 1346	\$ 6,527.25	\$ 6,646.44	1.83%	\$ 16,390.49	\$ 16,509.68	0.73%
MGS-S Customer 1347	\$ 6,262.04	\$ 6,374.78	1.80%	\$ 21,905.88	\$ 22,018.62	0.51%
MGS-S Customer 1348	\$ 20,909.48	\$ 21,239.13	1.58%	\$ 103,746.06	\$ 104,075.72	0.32%
MGS-S Customer 1349	\$ 7,558.67	\$ 7,690.56	1.74%	\$ 30,548.52	\$ 30,680.41	0.43%
MGS-S Customer 1350	\$ 3,995.86	\$ 4,079.17	2.08%	\$ 10,406.17	\$ 10,489.48	0.80%
MGS-S Customer 1351	\$ 13,989.89	\$ 14,230.32	1.72%	\$ 35,279.49	\$ 35,519.93	0.68%
MGS-S Customer 1352	\$ 3,776.73	\$ 3,855.36	2.08%	\$ 13,023.86	\$ 13,102.49	0.60%
MGS-S Customer 1353	\$ 4,465.56	\$ 4,550.01	1.89%	\$ 16,647.55	\$ 16,732.00	0.51%
MGS-S Customer 1354	\$ 14,564.57	\$ 14,816.44	1.73%	\$ 35,269.15	\$ 35,521.02	0.71%
MGS-S Customer 1355	\$ 6,598.51	\$ 6,716.73	1.79%	\$ 21,484.78	\$ 21,603.00	0.55%
MGS-S Customer 1356	\$ 608.16	\$ 637.92	4.89%	\$ 621.87	\$ 651.63	4.79%
MGS-S Customer 1357	\$ 5,352.32	\$ 5,456.69	1.95%	\$ 15,329.82	\$ 15,434.19	0.68%

Internal Use

Customer	Delivery 7/22 Prices	Delivery 8/23 Prices	Delivery % Difference	Bundled 7/22 Prices	Bundled 8/23 Prices	Bundled % Difference
MGS-S Customer 1358	\$ 3,257.82	\$ 3,327.50	2.14%	\$ 13,910.39	\$ 13,980.07	0.50%
MGS-S Customer 1359	\$ 3,221.39	\$ 3,292.15	2.20%	\$ 8,983.59	\$ 9,054.35	0.79%
MGS-S Customer 1360	\$ 7,674.09	\$ 7,808.71	1.75%	\$ 26,651.00	\$ 26,785.62	0.51%
MGS-S Customer 1361	\$ 7,121.65	\$ 7,253.31	1.85%	\$ 22,160.46	\$ 22,292.12	0.59%
MGS-S Customer 1362	\$ 9,367.13	\$ 9,527.47	1.71%	\$ 34,690.70	\$ 34,851.04	0.46%
MGS-S Customer 1363	\$ 5,276.61	\$ 5,373.82	1.84%	\$ 18,699.16	\$ 18,796.37	0.52%
MGS-S Customer 1364	\$ 3,116.62	\$ 3,180.10	2.04%	\$ 11,347.03	\$ 11,410.51	0.56%
MGS-S Customer 1365	\$ 3,807.46	\$ 3,886.67	2.08%	\$ 11,490.55	\$ 11,569.76	0.69%
MGS-S Customer 1366	\$ 4,271.65	\$ 4,353.47	1.92%	\$ 14,666.44	\$ 14,748.26	0.56%
MGS-S Customer 1367	\$ 18,222.74	\$ 18,515.48	1.61%	\$ 31,916.10	\$ 32,208.84	0.92%
MGS-S Customer 1368	\$ 5,715.34	\$ 5,824.56	1.91%	\$ 13,645.24	\$ 13,754.46	0.80%
MGS-S Customer 1369	\$ 10,613.20	\$ 10,790.47	1.67%	\$ 45,511.04	\$ 45,688.31	0.39%
MGS-S Customer 1370	\$ 9,505.21	\$ 9,668.80	1.72%	\$ 31,635.46	\$ 31,799.04	0.52%
MGS-S Customer 1371	\$ 6,766.59	\$ 6,893.13	1.87%	\$ 20,300.32	\$ 20,426.86	0.62%
MGS-S Customer 1372	\$ 3,873.27	\$ 3,950.99	2.01%	\$ 5,119.20	\$ 5,196.92	1.52%
MGS-S Customer 1373	\$ 9,190.50	\$ 9,354.50	1.78%	\$ 28,670.17	\$ 28,834.17	0.57%
MGS-S Customer 1374	\$ 6,494.19	\$ 6,617.08	1.89%	\$ 17,581.19	\$ 17,704.08	0.70%
MGS-S Customer 1375	\$ 13,048.63	\$ 13,268.84	1.69%	\$ 54,412.07	\$ 54,632.29	0.40%
MGS-S Customer 1376	\$ 5,067.62	\$ 5,167.53	1.97%	\$ 16,544.26	\$ 16,644.17	0.60%
MGS-S Customer 1377	\$ 63,691.26	\$ 64,688.12	1.57%	\$ 264,356.54	\$ 265,353.40	0.38%
MGS-S Customer 1378	\$ 8,465.79	\$ 8,596.64	1.55%	\$ 27,102.19	\$ 27,233.04	0.48%
MGS-S Customer 1379	\$ 9,396.39	\$ 9,560.99	1.75%	\$ 37,806.91	\$ 37,971.51	0.44%
MGS-S Customer 1380	\$ 5,013.37	\$ 5,106.89	1.87%	\$ 16,535.72	\$ 16,629.24	0.57%
MGS-S Customer 1381	\$ 1,501.81	\$ 1,545.64	2.92%	\$ 2,461.62	\$ 2,505.45	1.78%
MGS-S Customer 1382	\$ 2,101.03	\$ 2,154.81	2.56%	\$ 2,128.46	\$ 2,182.23	2.53%
MGS-S Customer 1383	\$ 3,456.73	\$ 3,525.78	2.00%	\$ 12,028.67	\$ 12,097.73	0.57%
MGS-S Customer 1384	\$ 7,332.64	\$ 7,466.43	1.82%	\$ 27,241.94	\$ 27,375.73	0.49%
MGS-S Customer 1385	\$ 8,185.88	\$ 8,335.87	1.83%	\$ 21,886.21	\$ 22,036.20	0.69%
MGS-S Customer 1386	\$ 7,101.61	\$ 7,226.87	1.76%	\$ 26,159.42	\$ 26,284.68	0.48%
MGS-S Customer 1387	\$ 14,617.42	\$ 14,858.44	1.65%	\$ 53,887.56	\$ 54,128.58	0.45%
MGS-S Customer 1388	\$ 5,544.92	\$ 5,648.16	1.86%	\$ 15,176.32	\$ 15,279.56	0.68%
MGS-S Customer 1389	\$ 3,043.99	\$ 3,106.75	2.06%	\$ 10,942.24	\$ 11,005.00	0.57%
MGS-S Customer 1390	\$ 3,284.46	\$ 3,351.81	2.05%	\$ 9,415.51	\$ 9,482.86	0.72%
MGS-S Customer 1391	\$ 3,418.24	\$ 3,486.35	1.99%	\$ 12,852.42	\$ 12,920.53	0.53%
MGS-S Customer 1392	\$ 5,679.15	\$ 5,790.36	1.96%	\$ 10,405.09	\$ 10,516.31	1.07%
MGS-S Customer 1393	\$ 3,415.09	\$ 3,489.37	2.18%	\$ 8,690.64	\$ 8,764.92	0.85%
MGS-S Customer 1394	\$ 6,554.33	\$ 6,671.73	1.79%	\$ 20,954.75	\$ 21,072.15	0.56%
MGS-S Customer 1395	\$ 4,401.79	\$ 4,491.82	2.05%	\$ 10,492.61	\$ 10,582.64	0.86%
MGS-S Customer 1396	\$ 2,622.26	\$ 2,681.97	2.28%	\$ 11,438.84	\$ 11,498.55	0.52%
MGS-S Customer 1397	\$ 7,638.17	\$ 7,778.84	1.84%	\$ 22,103.95	\$ 22,244.62	0.64%

Internal Use

Customer	Delivery 7/22 Prices	Delivery 8/23 Prices	Delivery % Difference	Bundled 7/22 Prices	Bundled 8/23 Prices	Bundled % Difference
MGS-S Customer 1398	\$ 4,020.20	\$ 4,098.62	1.95%	\$ 12,565.87	\$ 12,644.29	0.62%
MGS-S Customer 1399	\$ 8,013.39	\$ 8,157.23	1.79%	\$ 29,672.64	\$ 29,816.48	0.48%
MGS-S Customer 1400	\$ 8,034.00	\$ 8,178.37	1.80%	\$ 30,720.25	\$ 30,864.62	0.47%
MGS-S Customer 1401	\$ 6,633.41	\$ 6,756.66	1.86%	\$ 23,033.33	\$ 23,156.58	0.54%
MGS-S Customer 1402	\$ 2,125.06	\$ 2,177.92	2.49%	\$ 6,094.58	\$ 6,147.44	0.87%
MGS-S Customer 1403	\$ 6,243.51	\$ 6,359.62	1.86%	\$ 19,351.83	\$ 19,467.95	0.60%
MGS-S Customer 1404	\$ 4,167.55	\$ 4,245.83	1.88%	\$ 20,508.51	\$ 20,586.79	0.38%
MGS-S Customer 1405	\$ 3,464.32	\$ 3,537.96	2.13%	\$ 10,482.28	\$ 10,555.92	0.70%
MGS-S Customer 1406	\$ 6,574.42	\$ 6,691.73	1.78%	\$ 23,165.51	\$ 23,282.81	0.51%
MGS-S Customer 1407	\$ 600.12	\$ 629.76	4.94%	\$ 600.12	\$ 629.76	4.94%
MGS-S Customer 1408	\$ 7,176.19	\$ 7,309.13	1.85%	\$ 20,958.10	\$ 21,091.04	0.63%
MGS-S Customer 1409	\$ 24,971.50	\$ 25,393.07	1.69%	\$ 54,990.85	\$ 55,412.42	0.77%
MGS-S Customer 1410	\$ 6,894.58	\$ 7,023.58	1.87%	\$ 18,448.92	\$ 18,577.92	0.70%
MGS-S Customer 1411	\$ 3,861.49	\$ 3,937.03	1.96%	\$ 13,023.61	\$ 13,099.15	0.58%
MGS-S Customer 1412	\$ 10,274.89	\$ 10,449.28	1.70%	\$ 37,798.73	\$ 37,973.11	0.46%
MGS-S Customer 1413	\$ 5,623.89	\$ 5,726.12	1.82%	\$ 21,701.70	\$ 21,803.93	0.47%
MGS-S Customer 1414	\$ 29,141.61	\$ 29,613.25	1.62%	\$ 110,661.88	\$ 111,133.52	0.43%
MGS-S Customer 1415	\$ 12,733.81	\$ 12,955.87	1.74%	\$ 29,704.25	\$ 29,926.31	0.75%
MGS-S Customer 1416	\$ 1,642.50	\$ 1,688.13	2.78%	\$ 4,000.90	\$ 4,046.53	1.14%
MGS-S Customer 1417	\$ 4,607.79	\$ 4,701.70	2.04%	\$ 8,180.82	\$ 8,274.72	1.15%
MGS-S Customer 1418	\$ 2,117.74	\$ 2,171.09	2.52%	\$ 5,532.16	\$ 5,585.52	0.96%
MGS-S Customer 1419	\$ 3,729.56	\$ 3,804.81	2.02%	\$ 8,162.20	\$ 8,237.44	0.92%
MGS-S Customer 1420	\$ 4,088.12	\$ 4,174.84	2.12%	\$ 6,903.57	\$ 6,990.30	1.26%
MGS-S Customer 1421	\$ 6,654.66	\$ 6,779.13	1.87%	\$ 19,308.79	\$ 19,433.26	0.64%
MGS-S Customer 1422	\$ 12,214.59	\$ 12,420.90	1.69%	\$ 40,785.08	\$ 40,991.39	0.51%
MGS-S Customer 1423	\$ 5,062.59	\$ 5,157.61	1.88%	\$ 14,239.91	\$ 14,334.92	0.67%
MGS-S Customer 1424	\$ 14,227.22	\$ 14,472.39	1.72%	\$ 38,880.75	\$ 39,125.92	0.63%
MGS-S Customer 1425	\$ 4,790.54	\$ 4,886.97	2.01%	\$ 10,383.40	\$ 10,479.83	0.93%
MGS-S Customer 1426	\$ 9,525.10	\$ 9,698.16	1.82%	\$ 16,795.58	\$ 16,968.64	1.03%
MGS-S Customer 1427	\$ 5,387.39	\$ 5,486.85	1.85%	\$ 18,413.45	\$ 18,512.91	0.54%
MGS-S Customer 1428	\$ 4,694.14	\$ 4,783.29	1.90%	\$ 16,047.03	\$ 16,136.19	0.56%
MGS-S Customer 1429	\$ 4,221.18	\$ 4,309.34	2.09%	\$ 8,334.67	\$ 8,422.83	1.06%
MGS-S Customer 1430	\$ 4,351.32	\$ 4,435.46	1.93%	\$ 13,047.47	\$ 13,131.61	0.64%
MGS-S Customer 1431	\$ 19,166.39	\$ 19,480.82	1.64%	\$ 76,572.46	\$ 76,886.89	0.41%
MGS-S Customer 1432	\$ 3,652.82	\$ 3,730.31	2.12%	\$ 10,440.99	\$ 10,518.49	0.74%
MGS-S Customer 1433	\$ 4,759.13	\$ 4,850.42	1.92%	\$ 11,190.46	\$ 11,281.75	0.82%
MGS-S Customer 1434	\$ 4,022.23	\$ 4,105.98	2.08%	\$ 8,994.98	\$ 9,078.73	0.93%
MGS-S Customer 1435	\$ 4,795.16	\$ 4,884.60	1.87%	\$ 18,820.45	\$ 18,909.89	0.48%
MGS-S Customer 1436	\$ 10,539.10	\$ 10,724.88	1.76%	\$ 32,304.04	\$ 32,489.82	0.58%
MGS-S Customer 1437	\$ 11,805.36	\$ 12,004.03	1.68%	\$ 38,872.14	\$ 39,070.81	0.51%

Internal Use

Customer	Delivery 7/22 Prices	Delivery 8/23 Prices	Delivery % Difference	Bundled 7/22 Prices	Bundled 8/23 Prices	Bundled % Difference
MGS-S Customer 1438	\$ 4,830.94	\$ 4,927.25	1.99%	\$ 13,128.77	\$ 13,225.08	0.73%
MGS-S Customer 1439	\$ 11,651.05	\$ 11,850.78	1.71%	\$ 48,339.51	\$ 48,539.24	0.41%
MGS-S Customer 1440	\$ 6,676.91	\$ 6,797.98	1.81%	\$ 18,741.21	\$ 18,862.28	0.65%
MGS-S Customer 1441	\$ 13,128.44	\$ 13,352.13	1.70%	\$ 37,791.11	\$ 38,014.80	0.59%
MGS-S Customer 1442	\$ 10,075.68	\$ 10,245.05	1.68%	\$ 41,545.84	\$ 41,715.21	0.41%
MGS-S Customer 1443	\$ 12,191.74	\$ 12,395.73	1.67%	\$ 18,887.59	\$ 19,091.58	1.08%
MGS-S Customer 1444	\$ 5,131.52	\$ 5,227.66	1.87%	\$ 14,483.78	\$ 14,579.91	0.66%
MGS-S Customer 1445	\$ 6,953.44	\$ 7,076.79	1.77%	\$ 24,274.22	\$ 24,397.56	0.51%
MGS-S Customer 1446	\$ 4,554.00	\$ 4,640.78	1.91%	\$ 13,929.79	\$ 14,016.57	0.62%
MGS-S Customer 1447	\$ 3,500.41	\$ 3,572.34	2.05%	\$ 7,714.45	\$ 7,786.38	0.93%
MGS-S Customer 1448	\$ 5,059.63	\$ 5,158.42	1.95%	\$ 17,751.01	\$ 17,849.80	0.56%
MGS-S Customer 1449	\$ 4,103.70	\$ 4,188.38	2.06%	\$ 12,030.05	\$ 12,114.74	0.70%
MGS-S Customer 1450	\$ 6,280.59	\$ 6,393.31	1.79%	\$ 23,147.97	\$ 23,260.68	0.49%
MGS-S Customer 1451	\$ 1,985.64	\$ 2,031.99	2.33%	\$ 4,966.10	\$ 5,012.44	0.93%
MGS-S Customer 1452	\$ 4,260.89	\$ 4,342.61	1.92%	\$ 13,820.87	\$ 13,902.59	0.59%
MGS-S Customer 1453	\$ 4,728.29	\$ 4,815.60	1.85%	\$ 23,644.30	\$ 23,731.61	0.37%
MGS-S Customer 1454	\$ 5,181.81	\$ 5,281.88	1.93%	\$ 17,682.26	\$ 17,782.33	0.57%
MGS-S Customer 1455	\$ 5,044.43	\$ 5,142.91	1.95%	\$ 15,862.92	\$ 15,961.39	0.62%
MGS-S Customer 1456	\$ 7,906.01	\$ 8,049.32	1.81%	\$ 27,545.65	\$ 27,688.96	0.52%
MGS-S Customer 1457	\$ 7,991.55	\$ 8,136.77	1.82%	\$ 22,963.86	\$ 23,109.08	0.63%
MGS-S Customer 1458	\$ 3,230.71	\$ 3,300.93	2.17%	\$ 10,716.01	\$ 10,786.23	0.66%
MGS-S Customer 1459	\$ 3,133.71	\$ 3,197.99	2.05%	\$ 9,811.28	\$ 9,875.56	0.66%
MGS-S Customer 1460	\$ 5,426.28	\$ 5,530.35	1.92%	\$ 19,772.09	\$ 19,876.15	0.53%
MGS-S Customer 1461	\$ 1,104.71	\$ 1,139.70	3.17%	\$ 9,522.40	\$ 9,557.39	0.37%
MGS-S Customer 1462	\$ 4,531.28	\$ 4,616.03	1.87%	\$ 18,135.97	\$ 18,220.72	0.47%
MGS-S Customer 1463	\$ 4,917.83	\$ 5,010.04	1.88%	\$ 15,486.88	\$ 15,579.09	0.60%
MGS-S Customer 1464	\$ 4,433.60	\$ 4,521.61	1.99%	\$ 18,647.32	\$ 18,735.32	0.47%
MGS-S Customer 1465	\$ 20,714.62	\$ 21,054.25	1.64%	\$ 76,425.01	\$ 76,764.64	0.44%
MGS-S Customer 1466	\$ 2,014.88	\$ 2,059.46	2.21%	\$ 11,811.51	\$ 11,856.08	0.38%
MGS-S Customer 1467	\$ 5,584.03	\$ 5,694.26	1.97%	\$ 12,579.25	\$ 12,689.48	0.88%
MGS-S Customer 1468	\$ 3,094.90	\$ 3,159.22	2.08%	\$ 8,814.82	\$ 8,879.14	0.73%
MGS-S Customer 1469	\$ 6,531.94	\$ 6,651.89	1.84%	\$ 26,775.12	\$ 26,895.07	0.45%
MGS-S Customer 1470	\$ 2,958.10	\$ 3,018.22	2.03%	\$ 15,110.16	\$ 15,170.28	0.40%
MGS-S Customer 1471	\$ 8,037.86	\$ 8,178.54	1.75%	\$ 27,133.60	\$ 27,274.28	0.52%
MGS-S Customer 1472	\$ 4,052.52	\$ 4,135.11	2.04%	\$ 12,800.55	\$ 12,883.14	0.65%
MGS-S Customer 1473	\$ 7,424.73	\$ 7,561.88	1.85%	\$ 20,916.98	\$ 21,054.13	0.66%
MGS-S Customer 1474	\$ 56,811.90	\$ 57,717.42	1.59%	\$ 190,856.89	\$ 191,762.41	0.47%
MGS-S Customer 1475	\$ 4,481.95	\$ 4,572.79	2.03%	\$ 11,822.25	\$ 11,913.09	0.77%
MGS-S Customer 1476	\$ 12,132.68	\$ 12,336.92	1.68%	\$ 41,110.40	\$ 41,314.64	0.50%
MGS-S Customer 1477	\$ 45,484.95	\$ 46,216.19	1.61%	\$ 144,665.81	\$ 145,397.05	0.51%

Internal Use

Customer	Delivery 7/22 Prices	Delivery 8/23 Prices	Delivery % Difference	Bundled 7/22 Prices	Bundled 8/23 Prices	Bundled % Difference
MGS-S Customer 1478	\$ 611.26	\$ 640.90	4.85%	\$ 1,157.21	\$ 1,186.85	2.56%
MGS-S Customer 1479	\$ 4,786.71	\$ 4,883.08	2.01%	\$ 10,358.20	\$ 10,454.58	0.93%
MGS-S Customer 1480	\$ 13,219.24	\$ 13,441.21	1.68%	\$ 56,182.38	\$ 56,404.35	0.40%
MGS-S Customer 1481	\$ 13,490.46	\$ 13,714.64	1.66%	\$ 49,154.66	\$ 49,378.84	0.46%
MGS-S Customer 1482	\$ 12,637.01	\$ 12,848.03	1.67%	\$ 45,062.98	\$ 45,274.00	0.47%
MGS-S Customer 1483	\$ 8,920.17	\$ 9,078.51	1.78%	\$ 31,870.26	\$ 32,028.60	0.50%
MGS-S Customer 1484	\$ 12,533.03	\$ 12,747.79	1.71%	\$ 39,222.74	\$ 39,437.50	0.55%
MGS-S Customer 1485	\$ 642.45	\$ 672.19	4.63%	\$ 2,424.96	\$ 2,454.70	1.23%
MGS-S Customer 1486	\$ 8,862.43	\$ 9,020.87	1.79%	\$ 29,411.61	\$ 29,570.05	0.54%
MGS-S Customer 1487	\$ 3,602.99	\$ 3,675.90	2.02%	\$ 9,462.43	\$ 9,535.34	0.77%
MGS-S Customer 1488	\$ 9,351.04	\$ 9,518.06	1.79%	\$ 27,368.14	\$ 27,535.15	0.61%
MGS-S Customer 1489	\$ 12,287.57	\$ 12,504.06	1.76%	\$ 28,343.90	\$ 28,560.39	0.76%
MGS-S Customer 1490	\$ 8,996.88	\$ 9,158.39	1.80%	\$ 26,568.58	\$ 26,730.09	0.61%
MGS-S Customer 1491	\$ 5,814.95	\$ 5,926.49	1.92%	\$ 17,226.69	\$ 17,338.23	0.65%
MGS-S Customer 1492	\$ 3,904.20	\$ 3,980.23	1.95%	\$ 12,314.00	\$ 12,390.04	0.62%
MGS-S Customer 1493	\$ 3,660.45	\$ 3,732.58	1.97%	\$ 12,061.23	\$ 12,133.36	0.60%
MGS-S Customer 1494	\$ 19,378.15	\$ 19,695.83	1.64%	\$ 74,320.70	\$ 74,638.37	0.43%
MGS-S Customer 1495	\$ 4,556.53	\$ 4,648.14	2.01%	\$ 12,972.05	\$ 13,063.66	0.71%
MGS-S Customer 1496	\$ 1,122.34	\$ 1,151.38	2.59%	\$ 14,843.24	\$ 14,872.28	0.20%
MGS-S Customer 1497	\$ 15,610.27	\$ 15,872.27	1.68%	\$ 55,031.23	\$ 55,293.24	0.48%
MGS-S Customer 1498	\$ 16,864.93	\$ 17,152.20	1.70%	\$ 42,286.31	\$ 42,573.58	0.68%
MGS-S Customer 1499	\$ 12,444.68	\$ 12,652.99	1.67%	\$ 44,804.15	\$ 45,012.46	0.46%
MGS-S Customer 1500	\$ 3,816.25	\$ 3,896.88	2.11%	\$ 9,294.51	\$ 9,375.14	0.87%
MGS-S Customer 1501	\$ 5,975.59	\$ 6,084.81	1.83%	\$ 19,060.72	\$ 19,169.94	0.57%
MGS-S Customer 1502	\$ 7,676.13	\$ 7,810.61	1.75%	\$ 27,504.64	\$ 27,639.13	0.49%
MGS-S Customer 1503	\$ 632.56	\$ 655.36	3.60%	\$ 9,040.19	\$ 9,062.99	0.25%
MGS-S Customer 1504	\$ 4,685.18	\$ 4,779.69	2.02%	\$ 11,902.07	\$ 11,996.58	0.79%
MGS-S Customer 1505	\$ 632.53	\$ 662.68	4.77%	\$ 663.50	\$ 693.65	4.54%
MGS-S Customer 1506	\$ 5,930.37	\$ 6,040.77	1.86%	\$ 12,620.63	\$ 12,731.02	0.87%
MGS-S Customer 1507	\$ 3,228.75	\$ 3,299.71	2.20%	\$ 9,074.48	\$ 9,145.44	0.78%
MGS-S Customer 1508	\$ 1,989.17	\$ 2,040.31	2.57%	\$ 4,548.67	\$ 4,599.82	1.12%
MGS-S Customer 1509	\$ 2,140.66	\$ 2,185.70	2.10%	\$ 16,698.30	\$ 16,743.35	0.27%
MGS-S Customer 1510	\$ 3,609.37	\$ 3,681.82	2.01%	\$ 10,201.36	\$ 10,273.81	0.71%
MGS-S Customer 1511	\$ 765.81	\$ 788.61	2.98%	\$ 15,705.33	\$ 15,728.13	0.15%
MGS-S Customer 1512	\$ 5,165.32	\$ 5,267.78	1.98%	\$ 10,357.35	\$ 10,459.81	0.99%
MGS-S Customer 1513	\$ 4,153.33	\$ 4,233.20	1.92%	\$ 14,441.52	\$ 14,521.39	0.55%
MGS-S Customer 1514	\$ 10,579.43	\$ 10,763.68	1.74%	\$ 22,554.26	\$ 22,738.51	0.82%
MGS-S Customer 1515	\$ 3,742.83	\$ 3,820.77	2.08%	\$ 11,183.68	\$ 11,261.62	0.70%
MGS-S Customer 1516	\$ 5,728.16	\$ 5,833.33	1.84%	\$ 17,729.73	\$ 17,834.90	0.59%
MGS-S Customer 1517	\$ 3,920.71	\$ 4,003.08	2.10%	\$ 9,692.51	\$ 9,774.88	0.85%

Internal Use

Customer	Delivery 7/22 Prices	Delivery 8/23 Prices	Delivery % Difference	Bundled 7/22 Prices	Bundled 8/23 Prices	Bundled % Difference
MGS-S Customer 1518	\$ 2,946.13	\$ 3,012.81	2.26%	\$ 7,708.52	\$ 7,775.21	0.87%
MGS-S Customer 1519	\$ 9,010.98	\$ 9,173.63	1.81%	\$ 24,740.51	\$ 24,903.17	0.66%
MGS-S Customer 1520	\$ 1,819.07	\$ 1,868.26	2.70%	\$ 3,555.87	\$ 3,605.07	1.38%
MGS-S Customer 1521	\$ 5,864.24	\$ 5,974.34	1.88%	\$ 23,102.40	\$ 23,212.50	0.48%
MGS-S Customer 1522	\$ 6,611.33	\$ 6,728.02	1.77%	\$ 27,433.94	\$ 27,550.63	0.43%
MGS-S Customer 1523	\$ 3,079.79	\$ 3,143.02	2.05%	\$ 10,684.38	\$ 10,747.61	0.59%
MGS-S Customer 1524	\$ 4,726.05	\$ 4,821.25	2.01%	\$ 12,052.64	\$ 12,147.84	0.79%
MGS-S Customer 1525	\$ 1,507.88	\$ 1,551.70	2.91%	\$ 3,948.56	\$ 3,992.37	1.11%
MGS-S Customer 1526	\$ 6,946.22	\$ 7,052.88	1.54%	\$ 69,275.68	\$ 69,382.34	0.15%
MGS-S Customer 1527	\$ 2,351.99	\$ 2,407.89	2.38%	\$ 8,216.01	\$ 8,271.90	0.68%
MGS-S Customer 1528	\$ 3,188.74	\$ 3,259.20	2.21%	\$ 8,436.64	\$ 8,507.10	0.84%
MGS-S Customer 1529	\$ 12,454.84	\$ 12,668.11	1.71%	\$ 42,880.97	\$ 43,094.24	0.50%
MGS-S Customer 1530	\$ 1,950.08	\$ 2,000.66	2.59%	\$ 4,290.20	\$ 4,340.78	1.18%
MGS-S Customer 1531	\$ 1,572.13	\$ 1,611.80	2.52%	\$ 4,606.97	\$ 4,646.64	0.86%
MGS-S Customer 1532	\$ 3,681.54	\$ 3,755.78	2.02%	\$ 7,401.97	\$ 7,476.20	1.00%
MGS-S Customer 1533	\$ 6,771.51	\$ 6,897.87	1.87%	\$ 20,564.85	\$ 20,691.21	0.61%
MGS-S Customer 1534	\$ 29,692.58	\$ 30,175.09	1.63%	\$ 90,755.09	\$ 91,237.59	0.53%
MGS-S Customer 1535	\$ 29,524.20	\$ 30,000.53	1.61%	\$ 77,126.44	\$ 77,602.77	0.62%
MGS-S Customer 1536	\$ 533.39	\$ 556.19	4.27%	\$ 4,080.14	\$ 4,102.93	0.56%
MGS-S Customer 1537	\$ 1,466.84	\$ 1,502.96	2.46%	\$ 10,697.63	\$ 10,733.75	0.34%
MGS-S Customer 1538	\$ 3,516.51	\$ 3,586.74	2.00%	\$ 12,068.34	\$ 12,138.58	0.58%
MGS-S Customer 1539	\$ 14,723.84	\$ 14,966.65	1.65%	\$ 60,118.51	\$ 60,361.32	0.40%
MGS-S Customer 1540	\$ 10,806.87	\$ 10,988.55	1.68%	\$ 43,096.52	\$ 43,278.21	0.42%
MGS-S Customer 1541	\$ 11,144.46	\$ 11,336.43	1.72%	\$ 41,392.34	\$ 41,584.31	0.46%
MGS-S Customer 1542	\$ 1,773.81	\$ 1,816.83	2.43%	\$ 4,507.11	\$ 4,550.13	0.95%
MGS-S Customer 1543	\$ 8,413.24	\$ 8,564.38	1.80%	\$ 28,486.17	\$ 28,637.31	0.53%
MGS-S Customer 1544	\$ 3,754.19	\$ 3,828.42	1.98%	\$ 12,899.74	\$ 12,973.97	0.58%
MGS-S Customer 1545	\$ 7,752.53	\$ 7,895.14	1.84%	\$ 23,107.28	\$ 23,249.89	0.62%
MGS-S Customer 1546	\$ 4,185.43	\$ 4,272.53	2.08%	\$ 9,820.91	\$ 9,908.01	0.89%
MGS-S Customer 1547	\$ 14,759.74	\$ 15,019.55	1.76%	\$ 20,189.55	\$ 20,449.36	1.29%
MGS-S Customer 1548	\$ 1,239.61	\$ 1,271.38	2.56%	\$ 12,073.41	\$ 12,105.18	0.26%
MGS-S Customer 1549	\$ 5,858.94	\$ 5,965.93	1.83%	\$ 18,762.85	\$ 18,869.84	0.57%
MGS-S Customer 1550	\$ 7,067.39	\$ 7,191.62	1.76%	\$ 31,407.26	\$ 31,531.49	0.40%
MGS-S Customer 1551	\$ 50,985.29	\$ 51,792.88	1.58%	\$ 195,615.67	\$ 196,423.26	0.41%
MGS-S Customer 1552	\$ 597.61	\$ 620.41	3.82%	\$ 7,292.32	\$ 7,315.12	0.31%
MGS-S Customer 1553	\$ 1,697.27	\$ 1,743.89	2.75%	\$ 3,959.47	\$ 4,006.08	1.18%
MGS-S Customer 1554	\$ 7,818.60	\$ 7,955.16	1.75%	\$ 12,005.22	\$ 12,141.78	1.14%
MGS-S Customer 1555	\$ 26,452.03	\$ 26,878.95	1.61%	\$ 44,880.48	\$ 45,307.39	0.95%
MGS-S Customer 1556	\$ 4,981.23	\$ 5,078.80	1.96%	\$ 6,900.86	\$ 6,998.43	1.41%
MGS-S Customer 1557	\$ 5,204.94	\$ 5,301.18	1.85%	\$ 19,555.77	\$ 19,652.01	0.49%

Customer	Delivery 7/22 Prices	Delivery 8/23 Prices	Delivery % Difference	Bundled 7/22 Prices	Bundled 8/23 Prices	Bundled % Difference
MGS-S Customer 1558	\$ 8,220.65	\$ 8,365.84	1.77%	\$ 17,501.14	\$ 17,646.34	0.83%
MGS-S Customer 1559	\$ 5,966.55	\$ 6,079.80	1.90%	\$ 19,408.53	\$ 19,521.78	0.58%
MGS-S Customer 1560	\$ 4,397.67	\$ 4,482.28	1.92%	\$ 12,268.15	\$ 12,352.76	0.69%
MGS-S Customer 1561	\$ 4,043.38	\$ 4,122.87	1.97%	\$ 10,402.15	\$ 10,481.64	0.76%
MGS-S Customer 1562	\$ 5,700.09	\$ 5,808.41	1.90%	\$ 18,392.50	\$ 18,500.82	0.59%
MGS-S Customer 1563	\$ 4,508.80	\$ 4,598.90	2.00%	\$ 14,383.81	\$ 14,473.91	0.63%
MGS-S Customer 1564	\$ 3,238.36	\$ 3,303.11	2.00%	\$ 14,990.04	\$ 15,054.79	0.43%
MGS-S Customer 1565	\$ 4,018.37	\$ 4,098.91	2.00%	\$ 5,075.19	\$ 5,155.73	1.59%
MGS-S Customer 1566	\$ 2,997.86	\$ 3,060.80	2.10%	\$ 7,943.19	\$ 8,006.13	0.79%
MGS-S Customer 1567	\$ 5,062.88	\$ 5,162.10	1.96%	\$ 15,684.83	\$ 15,784.05	0.63%
MGS-S Customer 1568	\$ 5,963.64	\$ 6,078.73	1.93%	\$ 15,598.24	\$ 15,713.33	0.74%
MGS-S Customer 1569	\$ 684.21	\$ 707.01	3.33%	\$ 11,623.93	\$ 11,646.73	0.20%
MGS-S Customer 1570	\$ 2,476.23	\$ 2,531.72	2.24%	\$ 5,602.25	\$ 5,657.75	0.99%
MGS-S Customer 1571	\$ 3,272.60	\$ 3,342.07	2.12%	\$ 5,457.32	\$ 5,526.79	1.27%
MGS-S Customer 1572	\$ 5,132.79	\$ 5,230.96	1.91%	\$ 19,502.59	\$ 19,600.76	0.50%
MGS-S Customer 1573	\$ 5,808.18	\$ 5,915.54	1.85%	\$ 14,745.09	\$ 14,852.44	0.73%
MGS-S Customer 1574	\$ 3,076.06	\$ 3,131.31	1.80%	\$ 32,381.61	\$ 32,436.86	0.17%
MGS-S Customer 1575	\$ 14,184.01	\$ 14,425.29	1.70%	\$ 46,685.17	\$ 46,926.45	0.52%
MGS-S Customer 1576	\$ 4,186.16	\$ 4,272.35	2.06%	\$ 11,002.56	\$ 11,088.75	0.78%
MGS-S Customer 1577	\$ 3,301.51	\$ 3,368.92	2.04%	\$ 9,099.70	\$ 9,167.12	0.74%
MGS-S Customer 1578	\$ 4,502.36	\$ 4,588.94	1.92%	\$ 11,608.19	\$ 11,694.77	0.75%
MGS-S Customer 1579	\$ 4,308.36	\$ 4,395.08	2.01%	\$ 15,446.33	\$ 15,533.05	0.56%
MGS-S Customer 1580	\$ 5,019.34	\$ 5,118.60	1.98%	\$ 13,204.62	\$ 13,303.88	0.75%
MGS-S Customer 1581	\$ 2,603.99	\$ 2,655.24	1.97%	\$ 20,931.31	\$ 20,982.56	0.24%
MGS-S Customer 1582	\$ 1,589.44	\$ 1,628.26	2.44%	\$ 8,076.64	\$ 8,115.47	0.48%
MGS-S Customer 1583	\$ 7,353.98	\$ 7,481.59	1.74%	\$ 34,624.03	\$ 34,751.64	0.37%
MGS-S Customer 1584	\$ 13,921.87	\$ 14,153.74	1.67%	\$ 63,960.21	\$ 64,192.08	0.36%
MGS-S Customer 1585	\$ 769.95	\$ 802.26	4.20%	\$ 961.91	\$ 994.22	3.36%
MGS-S Customer 1586	\$ 767.65	\$ 797.29	3.86%	\$ 8,980.01	\$ 9,009.65	0.33%
MGS-S Customer 1587	\$ 5,032.09	\$ 5,125.70	1.86%	\$ 17,896.92	\$ 17,990.53	0.52%
MGS-S Customer 1588	\$ 4,448.12	\$ 4,532.71	1.90%	\$ 15,337.10	\$ 15,421.69	0.55%
MGS-S Customer 1589	\$ 6,633.70	\$ 6,759.25	1.89%	\$ 16,801.34	\$ 16,926.89	0.75%
MGS-S Customer 1590	\$ 5,544.09	\$ 5,645.11	1.82%	\$ 21,387.32	\$ 21,488.34	0.47%
MGS-S Customer 1591	\$ 7,556.91	\$ 7,693.43	1.81%	\$ 27,246.82	\$ 27,383.35	0.50%
MGS-S Customer 1592	\$ 5,601.34	\$ 5,710.55	1.95%	\$ 13,778.62	\$ 13,887.83	0.79%
MGS-S Customer 1593	\$ 4,696.28	\$ 4,790.37	2.00%	\$ 13,083.23	\$ 13,177.32	0.72%
MGS-S Customer 1594	\$ 8,659.86	\$ 8,809.98	1.73%	\$ 29,407.52	\$ 29,557.63	0.51%
MGS-S Customer 1595	\$ 2,931.04	\$ 2,999.62	2.34%	\$ 3,918.28	\$ 3,986.86	1.75%
MGS-S Customer 1596	\$ 5,920.02	\$ 6,032.83	1.91%	\$ 16,286.02	\$ 16,398.83	0.69%
MGS-S Customer 1597	\$ 6,543.90	\$ 6,667.02	1.88%	\$ 18,445.60	\$ 18,568.72	0.67%

Customer	Delivery 7/22 Prices	Delivery 8/23 Prices	Delivery % Difference	Bundled 7/22 Prices	Bundled 8/23 Prices	Bundled % Difference
MGS-S Customer 1598	\$ 6,364.00	\$ 6,483.15	1.87%	\$ 21,327.97	\$ 21,447.12	0.56%
MGS-S Customer 1599	\$ 7,629.60	\$ 7,770.16	1.84%	\$ 24,595.47	\$ 24,736.03	0.57%
MGS-S Customer 1600	\$ 4,777.32	\$ 4,874.27	2.03%	\$ 9,366.15	\$ 9,463.10	1.04%
MGS-S Customer 1601	\$ 3,058.53	\$ 3,125.19	2.18%	\$ 11,747.13	\$ 11,813.80	0.57%
MGS-S Customer 1602	\$ 4,950.84	\$ 5,042.32	1.85%	\$ 20,690.09	\$ 20,781.57	0.44%
MGS-S Customer 1603	\$ 3,556.87	\$ 3,633.60	2.16%	\$ 8,588.36	\$ 8,665.09	0.89%
MGS-S Customer 1604	\$ 5,128.95	\$ 5,223.23	1.84%	\$ 20,632.25	\$ 20,726.52	0.46%
MGS-S Customer 1605	\$ 4,827.36	\$ 4,920.15	1.92%	\$ 9,089.74	\$ 9,182.53	1.02%
MGS-S Customer 1606	\$ 3,567.06	\$ 3,637.82	1.98%	\$ 12,740.38	\$ 12,811.14	0.56%
MGS-S Customer 1607	\$ 4,432.07	\$ 4,516.52	1.91%	\$ 15,179.71	\$ 15,264.16	0.56%
MGS-S Customer 1608	\$ 10,450.11	\$ 10,633.09	1.75%	\$ 35,816.65	\$ 35,999.62	0.51%
MGS-S Customer 1609	\$ 7,129.67	\$ 7,262.10	1.86%	\$ 20,525.94	\$ 20,658.37	0.65%
MGS-S Customer 1610	\$ 4,398.51	\$ 4,487.63	2.03%	\$ 13,015.02	\$ 13,104.14	0.68%
MGS-S Customer 1611	\$ 4,398.53	\$ 4,487.02	2.01%	\$ 14,529.38	\$ 14,617.87	0.61%
MGS-S Customer 1612	\$ 4,016.49	\$ 4,101.59	2.12%	\$ 5,746.21	\$ 5,831.31	1.48%
MGS-S Customer 1613	\$ 1,446.12	\$ 1,488.82	2.95%	\$ 3,100.66	\$ 3,143.36	1.38%
MGS-S Customer 1614	\$ 614.48	\$ 644.12	4.82%	\$ 1,318.34	\$ 1,347.98	2.25%
MGS-S Customer 1615	\$ 4,670.29	\$ 4,758.68	1.89%	\$ 15,140.84	\$ 15,229.23	0.58%
MGS-S Customer 1616	\$ 10,825.08	\$ 11,008.51	1.69%	\$ 38,088.51	\$ 38,271.94	0.48%
MGS-S Customer 1617	\$ 5,761.39	\$ 5,864.88	1.80%	\$ 25,317.96	\$ 25,421.45	0.41%
MGS-S Customer 1618	\$ 751.65	\$ 774.45	3.03%	\$ 14,997.25	\$ 15,020.04	0.15%
MGS-S Customer 1619	\$ 5,723.61	\$ 5,830.15	1.86%	\$ 22,543.22	\$ 22,649.76	0.47%
MGS-S Customer 1620	\$ 4,678.16	\$ 4,766.88	1.90%	\$ 13,846.10	\$ 13,934.83	0.64%
MGS-S Customer 1621	\$ 4,738.00	\$ 4,826.18	1.86%	\$ 21,233.67	\$ 21,321.85	0.42%
MGS-S Customer 1622	\$ 3,775.14	\$ 3,854.99	2.12%	\$ 10,264.40	\$ 10,344.25	0.78%
MGS-S Customer 1623	\$ 4,735.19	\$ 4,829.73	2.00%	\$ 13,396.37	\$ 13,490.92	0.71%
MGS-S Customer 1624	\$ 8,557.83	\$ 8,705.57	1.73%	\$ 31,100.22	\$ 31,247.96	0.48%
MGS-S Customer 1625	\$ 4,575.41	\$ 4,663.96	1.94%	\$ 10,411.55	\$ 10,500.09	0.85%
MGS-S Customer 1626	\$ 2,243.45	\$ 2,292.17	2.17%	\$ 12,455.76	\$ 12,504.49	0.39%
MGS-S Customer 1627	\$ 1,283.21	\$ 1,323.42	3.13%	\$ 2,558.39	\$ 2,598.60	1.57%
MGS-S Customer 1628	\$ 1,375.76	\$ 1,413.38	2.73%	\$ 1,851.09	\$ 1,888.72	2.03%
MGS-S Customer 1629	\$ 3,672.01	\$ 3,749.54	2.11%	\$ 10,468.76	\$ 10,546.29	0.74%
MGS-S Customer 1630	\$ 33,582.63	\$ 34,122.94	1.61%	\$ 125,564.88	\$ 126,105.19	0.43%
MGS-S Customer 1631	\$ 26,706.72	\$ 27,146.86	1.65%	\$ 81,507.58	\$ 81,947.71	0.54%
MGS-S Customer 1632	\$ 24,729.11	\$ 25,136.61	1.65%	\$ 79,849.90	\$ 80,257.40	0.51%
MGS-S Customer 1633	\$ 5,084.77	\$ 5,184.00	1.95%	\$ 16,677.73	\$ 16,776.96	0.59%
MGS-S Customer 1634	\$ 3,162.94	\$ 3,232.68	2.20%	\$ 9,314.89	\$ 9,384.64	0.75%
MGS-S Customer 1635	\$ 6,147.18	\$ 6,262.58	1.88%	\$ 22,292.87	\$ 22,408.26	0.52%
MGS-S Customer 1636	\$ 2,639.37	\$ 2,701.26	2.34%	\$ 6,601.57	\$ 6,663.47	0.94%
MGS-S Customer 1637	\$ 4,218.24	\$ 4,302.18	1.99%	\$ 6,557.22	\$ 6,641.16	1.28%

Internal Use

Customer	Delivery 7/22 Prices	Delivery 8/23 Prices	Delivery % Difference	Bundled 7/22 Prices	Bundled 8/23 Prices	Bundled % Difference
MGS-S Customer 1638	\$ 5,914.86	\$ 6,027.35	1.90%	\$ 8,012.74	\$ 8,125.23	1.40%
MGS-S Customer 1639	\$ 3,839.10	\$ 3,914.28	1.96%	\$ 13,052.64	\$ 13,127.82	0.58%
MGS-S Customer 1640	\$ 5,145.44	\$ 5,246.44	1.96%	\$ 14,953.84	\$ 15,054.83	0.68%
MGS-S Customer 1641	\$ 8,209.31	\$ 8,350.82	1.72%	\$ 32,747.89	\$ 32,889.40	0.43%
MGS-S Customer 1642	\$ 7,761.23	\$ 7,896.86	1.75%	\$ 27,856.44	\$ 27,992.07	0.49%
MGS-S Customer 1643	\$ 9,149.92	\$ 9,306.03	1.71%	\$ 35,290.13	\$ 35,446.24	0.44%
MGS-S Customer 1644	\$ 979.90	\$ 1,010.88	3.16%	\$ 1,467.00	\$ 1,497.99	2.11%
MGS-S Customer 1645	\$ 10,057.78	\$ 10,238.09	1.79%	\$ 25,826.17	\$ 26,006.48	0.70%
MGS-S Customer 1646	\$ 7,302.57	\$ 7,438.32	1.86%	\$ 20,429.18	\$ 20,564.93	0.66%
MGS-S Customer 1647	\$ 5,343.64	\$ 5,441.04	1.82%	\$ 23,223.62	\$ 23,321.02	0.42%
MGS-S Customer 1648	\$ 4,946.43	\$ 5,044.96	1.99%	\$ 12,234.05	\$ 12,332.58	0.81%
MGS-S Customer 1649	\$ 3,096.36	\$ 3,166.80	2.27%	\$ 3,096.36	\$ 3,166.80	2.27%
MGS-S Customer 1650	\$ 12,134.38	\$ 12,337.95	1.68%	\$ 56,477.83	\$ 56,681.39	0.36%
MGS-S Customer 1651	\$ 2,963.40	\$ 3,029.78	2.24%	\$ 9,060.51	\$ 9,126.89	0.73%
MGS-S Customer 1652	\$ 13,601.39	\$ 13,823.83	1.64%	\$ 73,188.29	\$ 73,410.73	0.30%
MGS-S Customer 1653	\$ 2,145.66	\$ 2,192.02	2.16%	\$ 14,918.96	\$ 14,965.33	0.31%
MGS-S Customer 1654	\$ 5,824.83	\$ 5,932.87	1.85%	\$ 14,122.89	\$ 14,230.93	0.76%
MGS-S Customer 1655	\$ 1,354.99	\$ 1,388.28	2.46%	\$ 13,192.93	\$ 13,226.22	0.25%
MGS-S Customer 1656	\$ 3,469.77	\$ 3,545.73	2.19%	\$ 6,001.85	\$ 6,077.81	1.27%
MGS-S Customer 1657	\$ 3,859.85	\$ 3,935.63	1.96%	\$ 12,171.62	\$ 12,247.40	0.62%
MGS-S Customer 1658	\$ 1,317.26	\$ 1,354.62	2.84%	\$ 1,331.78	\$ 1,369.13	2.80%
MGS-S Customer 1659	\$ 3,368.62	\$ 3,441.37	2.16%	\$ 10,255.41	\$ 10,328.16	0.71%
MGS-S Customer 1660	\$ 879.46	\$ 909.05	3.36%	\$ 927.34	\$ 956.93	3.19%
MGS-S Customer 1661	\$ 461.04	\$ 483.84	4.95%	\$ 461.04	\$ 483.84	4.95%
MGS-S Customer 1662	\$ 4,708.41	\$ 4,801.06	1.97%	\$ 18,232.77	\$ 18,325.42	0.51%
MGS-S Customer 1663	\$ 16,033.47	\$ 16,301.88	1.67%	\$ 57,387.77	\$ 57,656.19	0.47%
MGS-S Customer 1664	\$ 1,236.09	\$ 1,267.26	2.52%	\$ 13,733.11	\$ 13,764.28	0.23%
MGS-S Customer 1665	\$ 13,768.69	\$ 13,998.28	1.67%	\$ 60,950.44	\$ 61,180.03	0.38%
MGS-S Customer 1666	\$ 5,420.27	\$ 5,519.36	1.83%	\$ 20,550.96	\$ 20,650.04	0.48%
MGS-S Customer 1667	\$ 1,506.12	\$ 1,543.67	2.49%	\$ 9,783.04	\$ 9,820.59	0.38%
MGS-S Customer 1668	\$ 4,367.81	\$ 4,450.73	1.90%	\$ 16,232.72	\$ 16,315.64	0.51%
MGS-S Customer 1669	\$ 8,363.65	\$ 8,515.68	1.82%	\$ 20,992.07	\$ 21,144.10	0.72%
MGS-S Customer 1670	\$ 3,811.70	\$ 3,891.63	2.10%	\$ 11,266.15	\$ 11,346.08	0.71%
MGS-S Customer 1671	\$ 1,877.09	\$ 1,926.62	2.64%	\$ 4,564.58	\$ 4,614.10	1.08%
MGS-S Customer 1672	\$ 1,671.38	\$ 1,713.04	2.49%	\$ 3,545.31	\$ 3,586.96	1.17%
MGS-S Customer 1673	\$ 3,778.88	\$ 3,852.54	1.95%	\$ 16,671.14	\$ 16,744.80	0.44%
MGS-S Customer 1674	\$ 26,465.20	\$ 26,920.82	1.72%	\$ 32,416.05	\$ 32,871.67	1.41%
MGS-S Customer 1675	\$ 2,340.95	\$ 2,393.75	2.26%	\$ 17,112.96	\$ 17,165.76	0.31%
MGS-S Customer 1676	\$ 14,384.13	\$ 14,630.25	1.71%	\$ 45,866.06	\$ 46,112.18	0.54%
MGS-S Customer 1677	\$ 9,096.88	\$ 9,256.68	1.76%	\$ 37,004.64	\$ 37,164.44	0.43%

Internal Use

Customer	Delivery 7/22 Prices	Delivery 8/23 Prices	Delivery % Difference	Bundled 7/22 Prices	Bundled 8/23 Prices	Bundled % Difference
MGS-S Customer 1678	\$ 6,365.78	\$ 6,482.12	1.83%	\$ 28,578.64	\$ 28,694.98	0.41%
MGS-S Customer 1679	\$ 4,861.82	\$ 4,952.24	1.86%	\$ 14,514.82	\$ 14,605.23	0.62%
MGS-S Customer 1680	\$ 1,957.94	\$ 2,004.81	2.39%	\$ 3,795.30	\$ 3,842.17	1.23%
MGS-S Customer 1681	\$ 11,391.32	\$ 11,583.44	1.69%	\$ 39,819.89	\$ 40,012.01	0.48%
MGS-S Customer 1682	\$ 641.27	\$ 671.54	4.72%	\$ 735.08	\$ 765.35	4.12%
MGS-S Customer 1683	\$ 16,168.56	\$ 16,433.80	1.64%	\$ 59,971.08	\$ 60,236.32	0.44%
MGS-S Customer 1684	\$ 15,128.38	\$ 15,377.03	1.64%	\$ 51,976.58	\$ 52,225.23	0.48%
MGS-S Customer 1685	\$ 708.79	\$ 731.59	3.22%	\$ 12,853.42	\$ 12,876.22	0.18%
MGS-S Customer 1686	\$ 1,423.17	\$ 1,458.04	2.45%	\$ 11,805.62	\$ 11,840.49	0.30%
MGS-S Customer 1687	\$ 1,788.26	\$ 1,835.41	2.64%	\$ 6,669.61	\$ 6,716.75	0.71%
MGS-S Customer 1688	\$ 6,845.02	\$ 6,973.31	1.87%	\$ 17,174.46	\$ 17,302.75	0.75%
MGS-S Customer 1689	\$ 3,607.84	\$ 3,680.16	2.00%	\$ 10,132.75	\$ 10,205.07	0.71%
MGS-S Customer 1690	\$ 5,018.08	\$ 5,116.29	1.96%	\$ 17,087.52	\$ 17,185.73	0.57%
MGS-S Customer 1691	\$ 8,733.39	\$ 8,888.81	1.78%	\$ 30,498.33	\$ 30,653.75	0.51%
MGS-S Customer 1692	\$ 4,960.26	\$ 5,053.68	1.88%	\$ 13,535.41	\$ 13,628.83	0.69%
MGS-S Customer 1693	\$ 8,562.01	\$ 8,712.67	1.76%	\$ 23,356.87	\$ 23,507.53	0.65%
MGS-S Customer 1694	\$ 10,736.80	\$ 10,923.52	1.74%	\$ 23,385.33	\$ 23,572.05	0.80%
MGS-S Customer 1695	\$ 10,336.66	\$ 10,517.56	1.75%	\$ 35,394.69	\$ 35,575.58	0.51%
MGS-S Customer 1696	\$ 3,119.32	\$ 3,182.73	2.03%	\$ 10,770.42	\$ 10,833.83	0.59%
MGS-S Customer 1697	\$ 4,562.64	\$ 4,652.01	1.96%	\$ 18,973.57	\$ 19,062.94	0.47%
MGS-S Customer 1698	\$ 4,407.35	\$ 4,492.81	1.94%	\$ 11,064.69	\$ 11,150.15	0.77%
MGS-S Customer 1699	\$ 4,906.12	\$ 5,002.63	1.97%	\$ 15,765.73	\$ 15,862.25	0.61%
MGS-S Customer 1700	\$ 648.91	\$ 671.71	3.51%	\$ 9,858.22	\$ 9,881.02	0.23%
MGS-S Customer 1701	\$ 8,554.26	\$ 8,708.86	1.81%	\$ 24,925.96	\$ 25,080.56	0.62%
MGS-S Customer 1702	\$ 2,186.28	\$ 2,232.78	2.13%	\$ 14,533.49	\$ 14,580.00	0.32%
MGS-S Customer 1703	\$ 17,647.04	\$ 17,944.12	1.68%	\$ 55,207.79	\$ 55,504.87	0.54%
MGS-S Customer 1704	\$ 1,710.26	\$ 1,751.83	2.43%	\$ 5,753.25	\$ 5,794.82	0.72%
MGS-S Customer 1705	\$ 824.04	\$ 851.25	3.30%	\$ 5,175.66	\$ 5,202.87	0.53%
MGS-S Customer 1706	\$ 4,399.84	\$ 4,485.76	1.95%	\$ 22,930.20	\$ 23,016.13	0.37%
MGS-S Customer 1707	\$ 7,638.35	\$ 7,774.93	1.79%	\$ 20,303.33	\$ 20,439.91	0.67%
MGS-S Customer 1708	\$ 5,685.73	\$ 5,789.85	1.83%	\$ 18,319.64	\$ 18,423.76	0.57%
MGS-S Customer 1709	\$ 5,856.81	\$ 5,969.55	1.92%	\$ 13,672.11	\$ 13,784.84	0.82%
MGS-S Customer 1710	\$ 2,626.01	\$ 2,687.01	2.32%	\$ 7,855.05	\$ 7,916.06	0.78%
MGS-S Customer 1711	\$ 17,565.32	\$ 17,857.03	1.66%	\$ 68,056.15	\$ 68,347.86	0.43%
MGS-S Customer 1712	\$ 14,575.26	\$ 14,821.13	1.69%	\$ 52,337.11	\$ 52,582.99	0.47%
MGS-S Customer 1713	\$ 5,354.36	\$ 5,457.91	1.93%	\$ 17,585.14	\$ 17,688.69	0.59%
MGS-S Customer 1714	\$ 3,788.83	\$ 3,869.00	2.12%	\$ 7,635.98	\$ 7,716.14	1.05%
MGS-S Customer 1715	\$ 4,340.38	\$ 4,423.84	1.92%	\$ 13,153.54	\$ 13,237.00	0.63%
MGS-S Customer 1716	\$ 7,636.64	\$ 7,778.44	1.86%	\$ 18,521.85	\$ 18,663.65	0.77%
MGS-S Customer 1717	\$ 4,194.24	\$ 4,276.57	1.96%	\$ 10,227.36	\$ 10,309.69	0.80%

Customer	Delivery 7/22 Prices	Delivery 8/23 Prices	Delivery % Difference	Bundled 7/22 Prices	Bundled 8/23 Prices	Bundled % Difference
MGS-S Customer 1718	\$ 4,858.56	\$ 4,956.08	2.01%	\$ 10,216.72	\$ 10,314.25	0.95%
MGS-S Customer 1719	\$ 12,156.99	\$ 12,359.72	1.67%	\$ 47,030.26	\$ 47,232.99	0.43%
MGS-S Customer 1720	\$ 5,554.02	\$ 5,655.37	1.82%	\$ 20,672.02	\$ 20,773.37	0.49%
MGS-S Customer 1721	\$ 9,089.67	\$ 9,251.69	1.78%	\$ 28,515.52	\$ 28,677.54	0.57%
MGS-S Customer 1722	\$ 2,689.18	\$ 2,746.34	2.13%	\$ 9,072.06	\$ 9,129.22	0.63%
MGS-S Customer 1723	\$ 4,471.77	\$ 4,562.32	2.02%	\$ 7,780.84	\$ 7,871.40	1.16%
MGS-S Customer 1724	\$ 4,127.34	\$ 4,206.43	1.92%	\$ 14,960.56	\$ 15,039.65	0.53%
MGS-S Customer 1725	\$ 4,125.89	\$ 4,210.13	2.04%	\$ 13,388.22	\$ 13,472.46	0.63%
MGS-S Customer 1726	\$ 6,504.88	\$ 6,623.62	1.83%	\$ 19,485.23	\$ 19,603.97	0.61%
MGS-S Customer 1727	\$ 4,023.77	\$ 4,102.83	1.96%	\$ 10,687.63	\$ 10,766.69	0.74%
MGS-S Customer 1728	\$ 12,495.81	\$ 12,711.91	1.73%	\$ 38,922.71	\$ 39,138.81	0.56%
MGS-S Customer 1729	\$ 3,209.92	\$ 3,275.81	2.05%	\$ 9,668.79	\$ 9,734.68	0.68%
MGS-S Customer 1730	\$ 15,794.18	\$ 16,060.61	1.69%	\$ 52,628.21	\$ 52,894.65	0.51%
MGS-S Customer 1731	\$ 17,327.99	\$ 17,618.06	1.67%	\$ 59,879.78	\$ 60,169.85	0.48%
MGS-S Customer 1732	\$ 14,760.92	\$ 15,012.41	1.70%	\$ 44,451.19	\$ 44,702.68	0.57%
MGS-S Customer 1733	\$ 12,766.82	\$ 12,986.09	1.72%	\$ 41,795.96	\$ 42,015.23	0.52%
MGS-S Customer 1734	\$ 11,794.49	\$ 12,000.41	1.75%	\$ 34,235.87	\$ 34,441.79	0.60%
MGS-S Customer 1735	\$ 10,014.24	\$ 10,191.97	1.77%	\$ 29,914.40	\$ 30,092.13	0.59%
MGS-S Customer 1736	\$ 14,379.40	\$ 14,625.44	1.71%	\$ 44,654.70	\$ 44,900.74	0.55%
MGS-S Customer 1737	\$ 17,232.79	\$ 17,523.73	1.69%	\$ 52,151.76	\$ 52,442.71	0.56%
MGS-S Customer 1738	\$ 15,650.33	\$ 15,914.59	1.69%	\$ 52,187.28	\$ 52,451.54	0.51%
MGS-S Customer 1739	\$ 14,257.95	\$ 14,500.23	1.70%	\$ 47,622.94	\$ 47,865.22	0.51%
MGS-S Customer 1740	\$ 12,845.56	\$ 13,066.85	1.72%	\$ 39,875.77	\$ 40,097.06	0.55%
MGS-S Customer 1741	\$ 5,077.16	\$ 5,178.05	1.99%	\$ 11,695.31	\$ 11,796.20	0.86%
MGS-S Customer 1742	\$ 2,259.47	\$ 2,309.76	2.23%	\$ 6,639.08	\$ 6,689.37	0.76%
MGS-S Customer 1743	\$ 6,202.79	\$ 6,320.69	1.90%	\$ 17,283.51	\$ 17,401.41	0.68%
MGS-S Customer 1744	\$ 8,980.28	\$ 9,141.73	1.80%	\$ 27,324.86	\$ 27,486.30	0.59%
MGS-S Customer 1745	\$ 24,953.07	\$ 25,361.35	1.64%	\$ 87,267.91	\$ 87,676.18	0.47%
MGS-S Customer 1746	\$ 2,740.03	\$ 2,797.37	2.09%	\$ 11,566.90	\$ 11,624.24	0.50%
MGS-S Customer 1747	\$ 7,369.27	\$ 7,505.22	1.84%	\$ 21,590.07	\$ 21,726.02	0.63%
MGS-S Customer 1748	\$ 14,969.57	\$ 15,211.63	1.62%	\$ 68,487.93	\$ 68,729.99	0.35%
MGS-S Customer 1749	\$ 3,710.61	\$ 3,782.68	1.94%	\$ 16,217.57	\$ 16,289.64	0.44%
MGS-S Customer 1750	\$ 9,820.02	\$ 9,987.16	1.70%	\$ 36,343.58	\$ 36,510.73	0.46%
MGS-S Customer 1751	\$ 2,160.04	\$ 2,213.89	2.49%	\$ 6,217.54	\$ 6,271.39	0.87%
MGS-S Customer 1752	\$ 5,337.99	\$ 5,441.75	1.94%	\$ 15,004.81	\$ 15,108.57	0.69%
MGS-S Customer 1753	\$ 20,715.23	\$ 21,057.55	1.65%	\$ 72,069.89	\$ 72,412.21	0.47%
MGS-S Customer 1754	\$ 627.88	\$ 650.68	3.63%	\$ 8,806.30	\$ 8,829.10	0.26%
MGS-S Customer 1755	\$ 4,358.49	\$ 4,441.36	1.90%	\$ 18,638.02	\$ 18,720.89	0.44%
MGS-S Customer 1756	\$ 9,987.25	\$ 10,158.91	1.72%	\$ 45,555.25	\$ 45,726.90	0.38%
MGS-S Customer 1757	\$ 7,661.95	\$ 7,795.78	1.75%	\$ 29,335.60	\$ 29,469.43	0.46%

Internal Use

Customer	Delivery 7/22 Prices	Delivery 8/23 Prices	Delivery % Difference	Bundled 7/22 Prices	Bundled 8/23 Prices	Bundled % Difference
MGS-S Customer 1758	\$ 8,553.06	\$ 8,700.81	1.73%	\$ 32,568.88	\$ 32,716.63	0.45%
MGS-S Customer 1759	\$ 7,071.07	\$ 7,197.77	1.79%	\$ 21,916.20	\$ 22,042.91	0.58%
MGS-S Customer 1760	\$ 21,367.37	\$ 21,719.78	1.65%	\$ 80,565.09	\$ 80,917.50	0.44%
MGS-S Customer 1761	\$ 4,547.06	\$ 4,634.57	1.92%	\$ 11,361.75	\$ 11,449.26	0.77%
MGS-S Customer 1762	\$ 5,685.95	\$ 5,790.18	1.83%	\$ 18,534.45	\$ 18,638.67	0.56%
MGS-S Customer 1763	\$ 1,890.05	\$ 1,932.36	2.24%	\$ 12,464.00	\$ 12,506.32	0.34%
MGS-S Customer 1764	\$ 3,375.61	\$ 3,450.45	2.22%	\$ 5,585.47	\$ 5,660.31	1.34%
MGS-S Customer 1765	\$ 5,916.65	\$ 6,028.14	1.88%	\$ 22,184.36	\$ 22,295.86	0.50%
MGS-S Customer 1766	\$ 4,972.01	\$ 5,064.09	1.85%	\$ 18,857.33	\$ 18,949.41	0.49%
MGS-S Customer 1767	\$ 4,974.00	\$ 5,067.87	1.89%	\$ 29,528.01	\$ 29,621.88	0.32%
MGS-S Customer 1768	\$ 4,213.84	\$ 4,296.06	1.95%	\$ 11,928.92	\$ 12,011.14	0.69%
MGS-S Customer 1769	\$ 705.59	\$ 736.83	4.43%	\$ 1,012.16	\$ 1,043.40	3.09%
MGS-S Customer 1770	\$ 3,688.68	\$ 3,762.04	1.99%	\$ 11,133.07	\$ 11,206.43	0.66%
MGS-S Customer 1771	\$ 2,716.99	\$ 2,766.70	1.83%	\$ 31,300.96	\$ 31,350.67	0.16%
MGS-S Customer 1772	\$ 9,904.09	\$ 10,080.62	1.78%	\$ 27,234.35	\$ 27,410.88	0.65%
MGS-S Customer 1773	\$ 3,702.87	\$ 3,774.14	1.92%	\$ 20,156.49	\$ 20,227.77	0.35%
MGS-S Customer 1774	\$ 2,176.23	\$ 2,228.01	2.38%	\$ 11,967.14	\$ 12,018.92	0.43%
MGS-S Customer 1775	\$ 5,961.19	\$ 6,075.92	1.92%	\$ 15,627.90	\$ 15,742.63	0.73%
MGS-S Customer 1776	\$ 3,788.25	\$ 3,869.24	2.14%	\$ 6,046.10	\$ 6,127.09	1.34%
MGS-S Customer 1777	\$ 9,894.70	\$ 10,072.23	1.79%	\$ 21,728.76	\$ 21,906.29	0.82%
MGS-S Customer 1778	\$ 6,556.56	\$ 6,679.87	1.88%	\$ 19,162.47	\$ 19,285.78	0.64%
MGS-S Customer 1779	\$ 4,844.36	\$ 4,941.52	2.01%	\$ 8,637.11	\$ 8,734.27	1.12%
MGS-S Customer 1780	\$ 6,407.83	\$ 6,528.77	1.89%	\$ 15,464.94	\$ 15,585.88	0.78%
MGS-S Customer 1781	\$ 3,835.40	\$ 3,916.67	2.12%	\$ 8,548.09	\$ 8,629.36	0.95%
MGS-S Customer 1782	\$ 2,713.78	\$ 2,770.91	2.11%	\$ 12,429.39	\$ 12,486.52	0.46%
MGS-S Customer 1783	\$ 10,803.25	\$ 10,993.26	1.76%	\$ 34,963.16	\$ 35,153.17	0.54%
MGS-S Customer 1784	\$ 1,870.36	\$ 1,919.38	2.62%	\$ 5,732.47	\$ 5,781.49	0.86%
MGS-S Customer 1785	\$ 1,491.34	\$ 1,534.87	2.92%	\$ 2,876.22	\$ 2,919.75	1.51%
MGS-S Customer 1786	\$ 1,801.94	\$ 1,842.51	2.25%	\$ 13,381.54	\$ 13,422.10	0.30%
MGS-S Customer 1787	\$ 4,974.29	\$ 5,073.50	1.99%	\$ 10,952.79	\$ 11,052.00	0.91%
MGS-S Customer 1788	\$ 7,832.15	\$ 7,975.90	1.84%	\$ 21,996.27	\$ 22,140.02	0.65%
MGS-S Customer 1789	\$ 6,722.43	\$ 6,849.30	1.89%	\$ 15,783.19	\$ 15,910.07	0.80%
MGS-S Customer 1790	\$ 3,257.74	\$ 3,328.18	2.16%	\$ 10,648.31	\$ 10,718.75	0.66%
MGS-S Customer 1791	\$ 30,388.29	\$ 30,881.14	1.62%	\$ 100,975.82	\$ 101,468.66	0.49%
MGS-S Customer 1792	\$ 3,687.10	\$ 3,760.26	1.98%	\$ 14,793.18	\$ 14,866.35	0.49%
MGS-S Customer 1793	\$ 3,787.14	\$ 3,868.35	2.14%	\$ 6,135.03	\$ 6,216.24	1.32%
MGS-S Customer 1794	\$ 1,230.29	\$ 1,265.09	2.83%	\$ 2,370.07	\$ 2,404.87	1.47%
MGS-S Customer 1795	\$ 4,597.85	\$ 4,689.54	1.99%	\$ 14,470.23	\$ 14,561.92	0.63%
MGS-S Customer 1796	\$ 10,770.06	\$ 10,958.80	1.75%	\$ 33,778.19	\$ 33,966.93	0.56%
MGS-S Customer 1797	\$ 18,937.33	\$ 19,251.94	1.66%	\$ 68,536.91	\$ 68,851.51	0.46%

Internal Use

Customer	Delivery 7/22 Prices	Delivery 8/23 Prices	Delivery % Difference	Bundled 7/22 Prices	Bundled 8/23 Prices	Bundled % Difference
MGS-S Customer 1798	\$ 6,467.98	\$ 6,589.67	1.88%	\$ 18,506.80	\$ 18,628.49	0.66%
MGS-S Customer 1799	\$ 7,706.85	\$ 7,842.22	1.76%	\$ 28,671.94	\$ 28,807.32	0.47%
MGS-S Customer 1800	\$ 4,585.00	\$ 4,673.02	1.92%	\$ 9,397.79	\$ 9,485.81	0.94%
MGS-S Customer 1801	\$ 2,974.01	\$ 3,035.04	2.05%	\$ 9,755.56	\$ 9,816.59	0.63%
MGS-S Customer 1802	\$ 3,872.98	\$ 3,948.71	1.96%	\$ 12,945.06	\$ 13,020.79	0.59%
MGS-S Customer 1803	\$ 4,315.22	\$ 4,398.07	1.92%	\$ 13,651.93	\$ 13,734.78	0.61%
MGS-S Customer 1804	\$ 2,049.15	\$ 2,093.99	2.19%	\$ 12,757.83	\$ 12,802.67	0.35%
MGS-S Customer 1805	\$ 4,507.36	\$ 4,594.55	1.93%	\$ 10,636.58	\$ 10,723.77	0.82%
MGS-S Customer 1806	\$ 5,565.82	\$ 5,667.95	1.83%	\$ 18,918.78	\$ 19,020.92	0.54%
MGS-S Customer 1807	\$ 4,218.65	\$ 4,304.54	2.04%	\$ 13,044.37	\$ 13,130.27	0.66%
MGS-S Customer 1808	\$ 700.16	\$ 731.41	4.46%	\$ 832.71	\$ 863.96	3.75%
MGS-S Customer 1809	\$ 3,154.32	\$ 3,211.41	1.81%	\$ 30,701.24	\$ 30,758.32	0.19%
MGS-S Customer 1810	\$ 600.12	\$ 629.76	4.94%	\$ 600.12	\$ 629.76	4.94%
MGS-S Customer 1811	\$ 4,368.49	\$ 4,451.11	1.89%	\$ 17,026.39	\$ 17,109.01	0.49%
MGS-S Customer 1812	\$ 815.00	\$ 837.80	2.80%	\$ 18,165.94	\$ 18,188.74	0.13%
MGS-S Customer 1813	\$ 635.64	\$ 665.85	4.75%	\$ 635.98	\$ 666.19	4.75%
MGS-S Customer 1814	\$ 600.12	\$ 629.76	4.94%	\$ 600.12	\$ 629.76	4.94%
MGS-S Customer 1815	\$ 511.73	\$ 535.34	4.61%	\$ 539.15	\$ 562.76	4.38%
MGS-S Customer 1816	\$ 14,140.97	\$ 14,383.67	1.72%	\$ 47,451.12	\$ 47,693.81	0.51%
MGS-S Customer 1817	\$ 642.97	\$ 673.36	4.73%	\$ 661.25	\$ 691.64	4.60%
MGS-S Customer 1818	\$ 4,194.10	\$ 4,275.81	1.95%	\$ 10,424.10	\$ 10,505.81	0.78%
MGS-S Customer 1819	\$ 2,873.25	\$ 2,933.87	2.11%	\$ 8,129.15	\$ 8,189.77	0.75%
MGS-S Customer 1820	\$ 26,506.88	\$ 26,943.04	1.65%	\$ 75,813.93	\$ 76,250.10	0.58%
MGS-S Customer 1821	\$ 7,543.55	\$ 7,677.15	1.77%	\$ 25,350.40	\$ 25,484.00	0.53%
MGS-S Customer 1822	\$ 8,793.01	\$ 8,944.56	1.72%	\$ 31,896.55	\$ 32,048.10	0.48%
MGS-S Customer 1823	\$ 905.91	\$ 928.71	2.52%	\$ 22,712.90	\$ 22,735.70	0.10%
MGS-S Customer 1824	\$ 3,215.65	\$ 3,286.09	2.19%	\$ 9,504.73	\$ 9,575.16	0.74%
MGS-S Customer 1825	\$ 2,607.60	\$ 2,668.54	2.34%	\$ 7,265.44	\$ 7,326.38	0.84%
MGS-S Customer 1826	\$ 623.55	\$ 646.35	3.66%	\$ 8,589.44	\$ 8,612.24	0.27%
MGS-S Customer 1827	\$ 712.56	\$ 735.36	3.20%	\$ 13,041.95	\$ 13,064.75	0.17%
MGS-S Customer 1828	\$ 3,674.59	\$ 3,747.77	1.99%	\$ 11,620.60	\$ 11,693.78	0.63%
MGS-S Customer 1829	\$ 8,745.95	\$ 8,898.69	1.75%	\$ 39,210.93	\$ 39,363.67	0.39%
MGS-S Customer 1830	\$ 4,812.80	\$ 4,901.98	1.85%	\$ 19,211.39	\$ 19,300.57	0.46%
MGS-S Customer 1831	\$ 5,754.55	\$ 5,861.98	1.87%	\$ 24,714.43	\$ 24,821.86	0.43%
MGS-S Customer 1832	\$ 3,724.71	\$ 3,797.05	1.94%	\$ 15,405.31	\$ 15,477.65	0.47%
MGS-S Customer 1833	\$ 39,819.04	\$ 40,442.15	1.56%	\$ 188,754.87	\$ 189,377.98	0.33%
MGS-S Customer 1834	\$ 21,911.01	\$ 22,260.61	1.60%	\$ 110,076.86	\$ 110,426.46	0.32%
MGS-S Customer 1835	\$ 3,904.28	\$ 3,983.39	2.03%	\$ 17,708.82	\$ 17,787.93	0.45%
MGS-S Customer 1836	\$ 6,683.86	\$ 6,807.29	1.85%	\$ 25,525.37	\$ 25,648.80	0.48%
MGS-S Customer 1837	\$ 19,538.74	\$ 19,854.87	1.62%	\$ 90,766.14	\$ 91,082.27	0.35%

Internal Use

Customer	Delivery 7/22 Prices	Delivery 8/23 Prices	Delivery % Difference	Bundled 7/22 Prices	Bundled 8/23 Prices	Bundled % Difference
MGS-S Customer 1838	\$ 3,271.29	\$ 3,341.92	2.16%	\$ 11,532.21	\$ 11,602.84	0.61%
MGS-S Customer 1839	\$ 5,574.32	\$ 5,679.09	1.88%	\$ 24,613.39	\$ 24,718.16	0.43%
MGS-S Customer 1840	\$ 9,317.21	\$ 9,480.98	1.76%	\$ 36,827.33	\$ 36,991.10	0.44%
MGS-S Customer 1841	\$ 5,407.40	\$ 5,509.97	1.90%	\$ 22,981.38	\$ 23,083.95	0.45%
MGS-S Customer 1842	\$ 3,297.12	\$ 3,362.93	2.00%	\$ 13,767.67	\$ 13,833.48	0.48%
MGS-S Customer 1843	\$ 4,146.52	\$ 4,226.12	1.92%	\$ 15,170.67	\$ 15,250.28	0.52%
MGS-S Customer 1844	\$ 22,965.59	\$ 23,332.54	1.60%	\$ 112,347.20	\$ 112,714.15	0.33%
MGS-S Customer 1845	\$ 3,908.47	\$ 3,988.18	2.04%	\$ 15,801.49	\$ 15,881.20	0.50%
MGS-S Customer 1846	\$ 5,257.52	\$ 5,358.72	1.92%	\$ 19,982.11	\$ 20,083.31	0.51%
MGS-S Customer 1847	\$ 4,801.38	\$ 4,890.94	1.87%	\$ 17,367.41	\$ 17,456.97	0.52%
MGS-S Customer 1848	\$ 28,340.04	\$ 28,788.09	1.58%	\$ 137,960.04	\$ 138,408.08	0.32%
MGS-S Customer 1849	\$ 5,947.39	\$ 6,058.08	1.86%	\$ 25,870.97	\$ 25,981.66	0.43%
MGS-S Customer 1850	\$ 4,002.59	\$ 4,079.54	1.92%	\$ 15,513.06	\$ 15,590.00	0.50%
MGS-S Customer 1851	\$ 4,559.03	\$ 4,644.20	1.87%	\$ 19,322.24	\$ 19,407.41	0.44%
MGS-S Customer 1852	\$ 4,839.88	\$ 4,934.02	1.95%	\$ 19,911.94	\$ 20,006.08	0.47%
MGS-S Customer 1853	\$ 54,281.08	\$ 55,119.25	1.54%	\$ 269,151.62	\$ 269,989.79	0.31%
MGS-S Customer 1854	\$ 9,501.00	\$ 9,665.63	1.73%	\$ 42,071.74	\$ 42,236.37	0.39%
MGS-S Customer 1855	\$ 30,130.34	\$ 30,606.83	1.58%	\$ 139,115.02	\$ 139,591.52	0.34%
MGS-S Customer 1856	\$ 10,851.47	\$ 11,033.56	1.68%	\$ 58,109.78	\$ 58,291.87	0.31%
MGS-S Customer 1857	\$ 4,837.25	\$ 4,926.39	1.84%	\$ 20,992.76	\$ 21,081.90	0.42%
MGS-S Customer 1858	\$ 5,594.74	\$ 5,700.65	1.89%	\$ 22,208.80	\$ 22,314.70	0.48%
MGS-S Customer 1859	\$ 3,879.54	\$ 3,958.91	2.05%	\$ 16,004.40	\$ 16,083.77	0.50%
MGS-S Customer 1860	\$ 3,772.09	\$ 3,851.79	2.11%	\$ 10,234.85	\$ 10,314.54	0.78%
MGS-S Customer 1861	\$ 9,217.14	\$ 9,380.33	1.77%	\$ 33,445.61	\$ 33,608.80	0.49%
MGS-S Customer 1862	\$ 3,851.69	\$ 3,925.94	1.93%	\$ 16,341.40	\$ 16,415.64	0.45%
MGS-S Customer 1863	\$ 3,727.56	\$ 3,806.78	2.13%	\$ 7,606.82	\$ 7,686.03	1.04%
MGS-S Customer 1864	\$ 5,449.88	\$ 5,548.87	1.82%	\$ 35,808.37	\$ 35,907.36	0.28%
MGS-S Customer 1865	\$ 3,766.73	\$ 3,843.98	2.05%	\$ 16,520.38	\$ 16,597.63	0.47%
MGS-S Customer 1866	\$ 7,326.51	\$ 7,457.27	1.78%	\$ 34,717.91	\$ 34,848.67	0.38%
MGS-S Customer 1867	\$ 10,500.39	\$ 10,679.60	1.71%	\$ 48,388.62	\$ 48,567.83	0.37%
MGS-S Customer 1868	\$ 9,023.88	\$ 9,181.18	1.74%	\$ 39,494.69	\$ 39,651.99	0.40%
MGS-S Customer 1869	\$ 9,745.74	\$ 9,913.60	1.72%	\$ 43,778.03	\$ 43,945.89	0.38%
MGS-S Customer 1870	\$ 3,939.78	\$ 4,015.06	1.91%	\$ 17,931.59	\$ 18,006.87	0.42%
MGS-S Customer 1871	\$ 6,110.32	\$ 6,223.69	1.86%	\$ 25,626.10	\$ 25,739.47	0.44%
MGS-S Customer 1872	\$ 4,235.29	\$ 4,319.78	1.99%	\$ 18,228.81	\$ 18,313.31	0.46%
MGS-S Customer 1873	\$ 3,218.78	\$ 3,288.98	2.18%	\$ 10,495.09	\$ 10,565.29	0.67%
MGS-S Customer 1874	\$ 10,907.79	\$ 11,099.66	1.76%	\$ 32,846.41	\$ 33,038.28	0.58%
MGS-S Customer 1875	\$ 1,844.75	\$ 1,884.34	2.15%	\$ 18,506.68	\$ 18,546.27	0.21%
MGS-S Customer 1876	\$ 8,165.32	\$ 8,308.67	1.76%	\$ 28,422.10	\$ 28,565.45	0.50%
MGS-S Customer 1877	\$ 7,892.04	\$ 8,030.93	1.76%	\$ 27,289.44	\$ 27,428.33	0.51%

Customer	Delivery 7/22 Prices	Delivery 8/23 Prices	Delivery % Difference	Bundled 7/22 Prices	Bundled 8/23 Prices	Bundled % Difference
MGS-S Customer 1878	\$ 17,431.32	\$ 17,720.86	1.66%	\$ 67,647.35	\$ 67,936.88	0.43%
MGS-S Customer 1879	\$ 655.13	\$ 684.77	4.52%	\$ 3,351.52	\$ 3,381.16	0.88%
MGS-S Customer 1880	\$ 11,255.13	\$ 11,448.12	1.71%	\$ 37,307.25	\$ 37,500.24	0.52%
MGS-S Customer 1881	\$ 7,960.46	\$ 8,105.01	1.82%	\$ 25,388.76	\$ 25,533.30	0.57%
MGS-S Customer 1882	\$ 645.26	\$ 675.61	4.70%	\$ 670.96	\$ 701.32	4.52%
MGS-S Customer 1883	\$ 6,979.36	\$ 7,093.43	1.63%	\$ 48,348.63	\$ 48,462.70	0.24%
MGS-S Customer 1884	\$ 3,126.90	\$ 3,197.07	2.24%	\$ 3,474.26	\$ 3,544.43	2.02%
MGS-S Customer 1885	\$ 6,336.20	\$ 6,451.00	1.81%	\$ 18,212.99	\$ 18,327.79	0.63%
MGS-S Customer 1886	\$ 5,584.51	\$ 5,685.87	1.82%	\$ 21,844.92	\$ 21,946.28	0.46%
MGS-S Customer 1887	\$ 6,302.73	\$ 6,417.08	1.81%	\$ 18,524.48	\$ 18,638.84	0.62%
MGS-S Customer 1888	\$ 5,955.30	\$ 6,064.26	1.83%	\$ 16,828.75	\$ 16,937.70	0.65%
MGS-S Customer 1889	\$ 4,529.13	\$ 4,619.63	2.00%	\$ 13,447.64	\$ 13,538.14	0.67%
MGS-S Customer 1890	\$ 7,070.28	\$ 7,195.55	1.77%	\$ 24,319.18	\$ 24,444.45	0.52%
MGS-S Customer 1891	\$ 1,372.10	\$ 1,404.73	2.38%	\$ 16,067.44	\$ 16,100.07	0.20%
MGS-S Customer 1892	\$ 11,915.59	\$ 12,122.75	1.74%	\$ 42,172.60	\$ 42,379.77	0.49%
MGS-S Customer 1893	\$ 7,279.97	\$ 7,411.82	1.81%	\$ 29,364.85	\$ 29,496.70	0.45%
MGS-S Customer 1894	\$ 5,971.72	\$ 6,086.49	1.92%	\$ 14,467.45	\$ 14,582.22	0.79%
MGS-S Customer 1895	\$ 9,273.98	\$ 9,432.11	1.71%	\$ 35,764.30	\$ 35,922.43	0.44%
MGS-S Customer 1896	\$ 5,888.69	\$ 6,001.06	1.91%	\$ 18,737.07	\$ 18,849.44	0.60%
MGS-S Customer 1897	\$ 4,460.69	\$ 4,551.29	2.03%	\$ 12,031.57	\$ 12,122.17	0.75%
MGS-S Customer 1898	\$ 7,016.55	\$ 7,143.58	1.81%	\$ 19,038.92	\$ 19,165.95	0.67%
MGS-S Customer 1899	\$ 461.81	\$ 484.61	4.94%	\$ 499.63	\$ 522.43	4.56%
MGS-S Customer 1900	\$ 5,267.87	\$ 5,365.04	1.84%	\$ 18,420.64	\$ 18,517.82	0.53%
MGS-S Customer 1901	\$ 3,699.01	\$ 3,777.08	2.11%	\$ 11,005.03	\$ 11,083.10	0.71%
MGS-S Customer 1902	\$ 1,948.67	\$ 1,999.24	2.60%	\$ 4,443.16	\$ 4,493.73	1.14%
MGS-S Customer 1903	\$ 2,192.71	\$ 2,247.33	2.49%	\$ 6,165.43	\$ 6,220.05	0.89%
MGS-S Customer 1904	\$ 724.51	\$ 747.31	3.15%	\$ 13,639.74	\$ 13,662.53	0.17%
MGS-S Customer 1905	\$ 8,008.92	\$ 8,148.35	1.74%	\$ 28,911.63	\$ 29,051.06	0.48%
MGS-S Customer 1906	\$ 1,092.26	\$ 1,120.85	2.62%	\$ 14,400.89	\$ 14,429.48	0.20%
MGS-S Customer 1907	\$ 641.37	\$ 664.17	3.55%	\$ 9,480.92	\$ 9,503.72	0.24%
MGS-S Customer 1908	\$ 1,631.33	\$ 1,668.56	2.28%	\$ 15,006.23	\$ 15,043.46	0.25%
MGS-S Customer 1909	\$ 2,435.69	\$ 2,483.38	1.96%	\$ 23,366.62	\$ 23,414.31	0.20%
MGS-S Customer 1910	\$ 1,358.29	\$ 1,394.81	2.69%	\$ 3,506.44	\$ 3,542.97	1.04%
MGS-S Customer 1911	\$ 4,189.22	\$ 4,274.15	2.03%	\$ 15,844.34	\$ 15,929.27	0.54%
MGS-S Customer 1912	\$ 480.56	\$ 503.65	4.80%	\$ 552.55	\$ 575.64	4.18%
MGS-S Customer 1913	\$ 4,987.59	\$ 5,086.36	1.98%	\$ 12,177.06	\$ 12,275.83	0.81%
MGS-S Customer 1914	\$ 2,618.08	\$ 2,671.30	2.03%	\$ 15,653.74	\$ 15,706.96	0.34%
MGS-S Customer 1915	\$ 53,734.77	\$ 54,608.05	1.63%	\$ 137,101.54	\$ 137,974.82	0.64%
MGS-S Customer 1916	\$ 5,512.38	\$ 5,613.04	1.83%	\$ 20,593.02	\$ 20,693.67	0.49%
MGS-S Customer 1917	\$ 1,295.93	\$ 1,331.76	2.76%	\$ 2,530.44	\$ 2,566.26	1.42%

Internal Use

Customer	Delivery 7/22 Prices	Delivery 8/23 Prices	Delivery % Difference	Bundled 7/22 Prices	Bundled 8/23 Prices	Bundled % Difference
MGS-S Customer 1918	\$ 991.75	\$ 1,022.77	3.13%	\$ 1,972.13	\$ 2,003.15	1.57%
MGS-S Customer 1919	\$ 1,387.76	\$ 1,427.72	2.88%	\$ 8,541.01	\$ 8,580.97	0.47%
MGS-S Customer 1920	\$ 4,301.81	\$ 4,389.00	2.03%	\$ 13,813.11	\$ 13,900.31	0.63%
MGS-S Customer 1921	\$ 4,606.20	\$ 4,697.77	1.99%	\$ 15,426.17	\$ 15,517.74	0.59%
MGS-S Customer 1922	\$ 10,149.55	\$ 10,324.56	1.72%	\$ 42,476.91	\$ 42,651.92	0.41%
MGS-S Customer 1923	\$ 13,176.05	\$ 13,399.63	1.70%	\$ 48,373.83	\$ 48,597.41	0.46%
MGS-S Customer 1924	\$ 9,065.04	\$ 9,225.29	1.77%	\$ 33,779.25	\$ 33,939.49	0.47%
MGS-S Customer 1925	\$ 6,279.26	\$ 6,398.05	1.89%	\$ 19,223.05	\$ 19,341.84	0.62%
MGS-S Customer 1926	\$ 757.58	\$ 780.38	3.01%	\$ 15,293.86	\$ 15,316.66	0.15%
MGS-S Customer 1927	\$ 5,509.93	\$ 5,615.18	1.91%	\$ 18,371.45	\$ 18,476.70	0.57%
MGS-S Customer 1928	\$ 3,000.54	\$ 3,067.29	2.22%	\$ 8,978.81	\$ 9,045.57	0.74%
MGS-S Customer 1929	\$ 4,414.99	\$ 4,498.85	1.90%	\$ 15,724.92	\$ 15,808.78	0.53%
MGS-S Customer 1930	\$ 697.75	\$ 724.31	3.81%	\$ 833.27	\$ 859.83	3.19%
MGS-S Customer 1931	\$ 7,261.47	\$ 7,390.80	1.78%	\$ 21,628.75	\$ 21,758.08	0.60%
MGS-S Customer 1932	\$ 13,387.68	\$ 13,610.49	1.66%	\$ 49,118.61	\$ 49,341.42	0.45%
MGS-S Customer 1933	\$ 5,362.14	\$ 5,461.05	1.84%	\$ 18,272.45	\$ 18,371.36	0.54%
MGS-S Customer 1934	\$ 1,583.72	\$ 1,628.64	2.84%	\$ 2,698.93	\$ 2,743.85	1.66%
MGS-S Customer 1935	\$ 1,356.01	\$ 1,388.74	2.41%	\$ 14,984.81	\$ 15,017.54	0.22%
MGS-S Customer 1936	\$ 633.83	\$ 656.63	3.60%	\$ 9,104.09	\$ 9,126.88	0.25%
MGS-S Customer 1937	\$ 625.90	\$ 651.22	4.05%	\$ 1,013.14	\$ 1,038.46	2.50%
MGS-S Customer 1938	\$ 1,163.37	\$ 1,201.63	3.29%	\$ 2,502.54	\$ 2,540.80	1.53%
MGS-S Customer 1939	\$ 6,292.89	\$ 6,411.42	1.88%	\$ 19,935.97	\$ 20,054.50	0.59%
MGS-S Customer 1940	\$ 1,792.01	\$ 1,839.81	2.67%	\$ 5,178.79	\$ 5,226.59	0.92%
MGS-S Customer 1941	\$ 6,528.05	\$ 6,645.96	1.81%	\$ 19,815.77	\$ 19,933.68	0.60%
MGS-S Customer 1942	\$ 9,223.71	\$ 9,382.87	1.73%	\$ 30,917.58	\$ 31,076.74	0.51%
MGS-S Customer 1943	\$ 2,119.86	\$ 2,172.97	2.51%	\$ 5,118.14	\$ 5,171.25	1.04%
MGS-S Customer 1944	\$ 1,293.55	\$ 1,333.59	3.10%	\$ 4,242.92	\$ 4,282.96	0.94%
MGS-S Customer 1945	\$ 4,123.72	\$ 4,210.05	2.09%	\$ 9,900.89	\$ 9,987.22	0.87%
MGS-S Customer 1946	\$ 7,947.30	\$ 8,090.59	1.80%	\$ 27,409.72	\$ 27,553.01	0.52%
MGS-S Customer 1947	\$ 8,263.93	\$ 8,413.32	1.81%	\$ 26,175.91	\$ 26,325.29	0.57%
MGS-S Customer 1948	\$ 19,414.55	\$ 19,734.66	1.65%	\$ 72,051.82	\$ 72,371.93	0.44%
MGS-S Customer 1949	\$ 4,799.09	\$ 4,890.47	1.90%	\$ 10,795.65	\$ 10,887.03	0.85%
MGS-S Customer 1950	\$ 680.61	\$ 703.41	3.35%	\$ 11,443.91	\$ 11,466.70	0.20%
MGS-S Customer 1951	\$ 9,034.73	\$ 9,194.05	1.76%	\$ 33,693.63	\$ 33,852.95	0.47%
MGS-S Customer 1952	\$ 979.46	\$ 1,015.05	3.63%	\$ 1,436.51	\$ 1,472.10	2.48%
MGS-S Customer 1953	\$ 3,016.46	\$ 3,078.79	2.07%	\$ 9,916.50	\$ 9,978.83	0.63%
MGS-S Customer 1954	\$ 25,255.35	\$ 25,667.57	1.63%	\$ 90,760.43	\$ 91,172.64	0.45%
MGS-S Customer 1955	\$ 1,112.32	\$ 1,146.24	3.05%	\$ 1,743.06	\$ 1,776.98	1.95%
MGS-S Customer 1956	\$ 4,462.59	\$ 4,553.62	2.04%	\$ 10,153.61	\$ 10,244.64	0.90%
MGS-S Customer 1957	\$ 2,576.38	\$ 2,637.13	2.36%	\$ 6,768.60	\$ 6,829.35	0.90%

Internal Use

Customer	Delivery 7/22 Prices	Delivery 8/23 Prices	Delivery % Difference	Bundled 7/22 Prices	Bundled 8/23 Prices	Bundled % Difference
MGS-S Customer 1958	\$ 7,427.55	\$ 7,559.24	1.77%	\$ 23,559.29	\$ 23,690.98	0.56%
MGS-S Customer 1959	\$ 4,555.72	\$ 4,647.98	2.03%	\$ 11,120.16	\$ 11,212.43	0.83%
MGS-S Customer 1960	\$ 461.04	\$ 483.84	4.95%	\$ 461.04	\$ 483.84	4.95%
MGS-S Customer 1961	\$ 3,567.35	\$ 3,644.16	2.15%	\$ 8,693.79	\$ 8,770.60	0.88%
MGS-S Customer 1962	\$ 6,629.64	\$ 6,754.00	1.88%	\$ 18,129.13	\$ 18,253.50	0.69%
MGS-S Customer 1963	\$ 7,518.06	\$ 7,647.82	1.73%	\$ 38,186.20	\$ 38,315.96	0.34%
MGS-S Customer 1964	\$ 18,445.65	\$ 18,754.39	1.67%	\$ 57,916.89	\$ 58,225.63	0.53%
MGS-S Customer 1965	\$ 8,575.30	\$ 8,725.94	1.76%	\$ 26,510.12	\$ 26,660.77	0.57%
MGS-S Customer 1966	\$ 3,390.94	\$ 3,465.36	2.19%	\$ 6,776.12	\$ 6,850.54	1.10%
MGS-S Customer 1967	\$ 7,888.17	\$ 8,029.95	1.80%	\$ 26,970.20	\$ 27,111.98	0.53%
MGS-S Customer 1968	\$ 21,083.54	\$ 21,431.29	1.65%	\$ 74,634.12	\$ 74,981.87	0.47%
MGS-S Customer 1969	\$ 5,085.54	\$ 5,179.13	1.84%	\$ 19,850.12	\$ 19,943.71	0.47%
MGS-S Customer 1970	\$ 5,963.21	\$ 6,070.91	1.81%	\$ 21,100.86	\$ 21,208.56	0.51%
MGS-S Customer 1971	\$ 4,129.48	\$ 4,208.42	1.91%	\$ 15,982.85	\$ 16,061.79	0.49%
MGS-S Customer 1972	\$ 647.73	\$ 670.53	3.52%	\$ 9,799.11	\$ 9,821.91	0.23%
MGS-S Customer 1973	\$ 671.06	\$ 693.86	3.40%	\$ 10,965.99	\$ 10,988.79	0.21%
MGS-S Customer 1974	\$ 8,769.92	\$ 8,928.89	1.81%	\$ 26,327.79	\$ 26,486.76	0.60%
MGS-S Customer 1975	\$ 793.08	\$ 821.18	3.54%	\$ 921.06	\$ 949.16	3.05%
MGS-S Customer 1976	\$ 8,699.25	\$ 8,855.22	1.79%	\$ 30,368.78	\$ 30,524.75	0.51%
MGS-S Customer 1977	\$ 3,835.78	\$ 3,903.34	1.76%	\$ 32,885.03	\$ 32,952.59	0.21%
MGS-S Customer 1978	\$ 3,364.24	\$ 3,438.49	2.21%	\$ 7,139.51	\$ 7,213.76	1.04%
MGS-S Customer 1979	\$ 678.00	\$ 700.80	3.36%	\$ 11,313.09	\$ 11,335.89	0.20%
MGS-S Customer 1980	\$ 8,779.78	\$ 8,931.32	1.73%	\$ 30,993.89	\$ 31,145.43	0.49%
MGS-S Customer 1981	\$ 3,321.56	\$ 3,390.17	2.07%	\$ 7,076.38	\$ 7,144.99	0.97%
MGS-S Customer 1982	\$ 10,965.72	\$ 11,151.10	1.69%	\$ 39,483.08	\$ 39,668.45	0.47%
MGS-S Customer 1983	\$ 3,288.46	\$ 3,354.59	2.01%	\$ 11,172.20	\$ 11,238.33	0.59%
MGS-S Customer 1984	\$ 5,512.05	\$ 5,612.71	1.83%	\$ 19,800.95	\$ 19,901.61	0.51%
MGS-S Customer 1985	\$ 6,125.03	\$ 6,234.81	1.79%	\$ 23,081.53	\$ 23,191.31	0.48%
MGS-S Customer 1986	\$ 1,789.67	\$ 1,837.78	2.69%	\$ 3,814.42	\$ 3,862.53	1.26%
MGS-S Customer 1987	\$ 10,529.77	\$ 10,712.05	1.73%	\$ 41,431.24	\$ 41,613.52	0.44%
MGS-S Customer 1988	\$ 2,767.41	\$ 2,831.16	2.30%	\$ 6,777.38	\$ 6,841.13	0.94%
MGS-S Customer 1989	\$ 3,199.73	\$ 3,268.82	2.16%	\$ 10,393.77	\$ 10,462.86	0.66%
MGS-S Customer 1990	\$ 2,936.89	\$ 2,998.96	2.11%	\$ 7,837.77	\$ 7,899.84	0.79%
MGS-S Customer 1991	\$ 11,883.69	\$ 12,083.10	1.68%	\$ 43,524.10	\$ 43,723.51	0.46%
MGS-S Customer 1992	\$ 1,430.06	\$ 1,462.79	2.29%	\$ 18,651.88	\$ 18,684.61	0.18%
MGS-S Customer 1993	\$ 600.12	\$ 629.76	4.94%	\$ 600.12	\$ 629.76	4.94%
MGS-S Customer 1994	\$ 977.25	\$ 1,007.88	3.13%	\$ 2,450.00	\$ 2,480.62	1.25%
MGS-S Customer 1995	\$ 3,475.00	\$ 3,546.61	2.06%	\$ 8,795.11	\$ 8,866.73	0.81%
MGS-S Customer 1996	\$ 1,147.82	\$ 1,186.61	3.38%	\$ 1,979.66	\$ 2,018.45	1.96%
MGS-S Customer 1997	\$ 3,906.27	\$ 3,988.63	2.11%	\$ 9,216.33	\$ 9,298.69	0.89%

Internal Use

Customer	Delivery 7/22 Prices	Delivery 8/23 Prices	Delivery % Difference	Bundled 7/22 Prices	Bundled 8/23 Prices	Bundled % Difference
MGS-S Customer 1998	\$ 3,279.92	\$ 3,346.80	2.04%	\$ 9,227.68	\$ 9,294.57	0.72%
MGS-S Customer 1999	\$ 9,880.83	\$ 10,053.93	1.75%	\$ 36,232.32	\$ 36,405.42	0.48%
MGS-S Customer 2000	\$ 2,218.41	\$ 2,273.07	2.46%	\$ 5,308.10	\$ 5,362.76	1.03%
MGS-S Customer 2001	\$ 2,177.25	\$ 2,226.79	2.28%	\$ 6,145.86	\$ 6,195.40	0.81%
MGS-S Customer 2002	\$ 4,130.92	\$ 4,216.48	2.07%	\$ 10,881.62	\$ 10,967.18	0.79%
MGS-S Customer 2003	\$ 7,566.89	\$ 7,704.70	1.82%	\$ 25,773.89	\$ 25,911.70	0.53%
MGS-S Customer 2004	\$ 4,237.45	\$ 4,325.25	2.07%	\$ 10,069.46	\$ 10,157.27	0.87%
MGS-S Customer 2005	\$ 928.59	\$ 963.66	3.78%	\$ 1,127.75	\$ 1,162.82	3.11%
MGS-S Customer 2006	\$ 9,421.32	\$ 9,584.54	1.73%	\$ 42,347.54	\$ 42,510.76	0.39%
MGS-S Customer 2007	\$ 5,645.72	\$ 5,755.08	1.94%	\$ 15,426.69	\$ 15,536.05	0.71%
MGS-S Customer 2008	\$ 3,332.99	\$ 3,406.26	2.20%	\$ 8,767.25	\$ 8,840.53	0.84%
MGS-S Customer 2009	\$ 23,905.11	\$ 24,287.74	1.60%	\$ 108,729.88	\$ 109,112.52	0.35%
MGS-S Customer 2010	\$ 13,879.39	\$ 14,118.73	1.72%	\$ 38,167.28	\$ 38,406.61	0.63%
MGS-S Customer 2011	\$ 1,666.19	\$ 1,712.59	2.78%	\$ 2,845.39	\$ 2,891.79	1.63%
MGS-S Customer 2012	\$ 1,192.93	\$ 1,227.28	2.88%	\$ 2,577.81	\$ 2,612.16	1.33%
MGS-S Customer 2013	\$ 6,150.02	\$ 6,264.14	1.86%	\$ 24,157.98	\$ 24,272.09	0.47%
MGS-S Customer 2014	\$ 12,792.75	\$ 13,011.78	1.71%	\$ 43,515.97	\$ 43,734.99	0.50%
MGS-S Customer 2015	\$ 775.71	\$ 805.35	3.82%	\$ 9,382.96	\$ 9,412.60	0.32%
MGS-S Customer 2016	\$ 3,270.49	\$ 3,342.73	2.21%	\$ 7,174.20	\$ 7,246.43	1.01%
MGS-S Customer 2017	\$ 8,723.62	\$ 8,873.94	1.72%	\$ 30,579.98	\$ 30,730.29	0.49%
MGS-S Customer 2018	\$ 963.03	\$ 998.57	3.69%	\$ 1,292.11	\$ 1,327.65	2.75%
MGS-S Customer 2019	\$ 9,665.51	\$ 9,836.99	1.77%	\$ 30,042.72	\$ 30,214.20	0.57%
MGS-S Customer 2020	\$ 11,479.49	\$ 11,674.16	1.70%	\$ 39,818.59	\$ 40,013.26	0.49%
MGS-S Customer 2021	\$ 8,041.86	\$ 8,188.51	1.82%	\$ 22,944.13	\$ 23,090.78	0.64%
MGS-S Customer 2022	\$ 1,454.52	\$ 1,497.56	2.96%	\$ 3,255.54	\$ 3,298.58	1.32%
MGS-S Customer 2023	\$ 2,921.61	\$ 2,990.85	2.37%	\$ 3,625.47	\$ 3,694.71	1.91%
MGS-S Customer 2024	\$ 8,459.29	\$ 8,613.52	1.82%	\$ 24,876.69	\$ 25,030.92	0.62%
MGS-S Customer 2025	\$ 3,464.75	\$ 3,535.34	2.04%	\$ 9,314.59	\$ 9,385.18	0.76%
MGS-S Customer 2026	\$ 8,098.55	\$ 8,247.68	1.84%	\$ 18,473.69	\$ 18,622.82	0.81%
MGS-S Customer 2027	\$ 3,566.20	\$ 3,642.54	2.14%	\$ 9,567.33	\$ 9,643.67	0.80%
MGS-S Customer 2028	\$ 619.10	\$ 644.46	4.10%	\$ 948.18	\$ 973.54	2.67%
MGS-S Customer 2029	\$ 5,684.30	\$ 5,792.42	1.90%	\$ 12,814.36	\$ 12,922.47	0.84%
MGS-S Customer 2030	\$ 4,060.49	\$ 4,141.86	2.00%	\$ 8,429.94	\$ 8,511.30	0.97%
MGS-S Customer 2031	\$ 3,573.00	\$ 3,647.80	2.09%	\$ 16,287.57	\$ 16,362.38	0.46%
MGS-S Customer 2032	\$ 3,161.26	\$ 3,230.72	2.20%	\$ 9,331.84	\$ 9,401.30	0.74%
MGS-S Customer 2033	\$ 4,455.68	\$ 4,545.68	2.02%	\$ 13,747.60	\$ 13,837.60	0.65%
MGS-S Customer 2034	\$ 4,152.87	\$ 4,237.01	2.03%	\$ 15,080.70	\$ 15,164.84	0.56%
MGS-S Customer 2035	\$ 713.59	\$ 736.39	3.20%	\$ 13,093.14	\$ 13,115.94	0.17%
MGS-S Customer 2036	\$ 34,714.71	\$ 35,260.35	1.57%	\$ 134,546.88	\$ 135,092.52	0.41%
MGS-S Customer 2037	\$ 14,461.74	\$ 14,701.84	1.66%	\$ 51,551.73	\$ 51,791.83	0.47%

Internal Use

Customer	Delivery 7/22 Prices	Delivery 8/23 Prices	Delivery % Difference	Bundled 7/22 Prices	Bundled 8/23 Prices	Bundled % Difference
MGS-S Customer 2038	\$ 5,675.86	\$ 5,784.72	1.92%	\$ 16,588.04	\$ 16,696.90	0.66%
MGS-S Customer 2039	\$ 28,135.45	\$ 28,588.90	1.61%	\$ 108,787.32	\$ 109,240.77	0.42%
MGS-S Customer 2040	\$ 1,580.66	\$ 1,625.01	2.81%	\$ 4,798.32	\$ 4,842.67	0.92%
MGS-S Customer 2041	\$ 4,156.05	\$ 4,238.48	1.98%	\$ 17,593.46	\$ 17,675.89	0.47%
MGS-S Customer 2042	\$ 41,807.91	\$ 42,472.67	1.59%	\$ 151,363.92	\$ 152,028.67	0.44%
MGS-S Customer 2043	\$ 4,179.60	\$ 4,265.00	2.04%	\$ 12,864.66	\$ 12,950.07	0.66%
MGS-S Customer 2044	\$ 31,070.83	\$ 31,575.13	1.62%	\$ 125,715.42	\$ 126,219.73	0.40%
MGS-S Customer 2045	\$ 14,401.44	\$ 14,647.98	1.71%	\$ 47,316.80	\$ 47,563.34	0.52%
MGS-S Customer 2046	\$ 1,077.30	\$ 1,114.84	3.48%	\$ 1,470.37	\$ 1,507.91	2.55%
MGS-S Customer 2047	\$ 729.63	\$ 759.27	4.06%	\$ 7,077.89	\$ 7,107.53	0.42%
MGS-S Customer 2048	\$ 706.69	\$ 733.33	3.77%	\$ 1,246.01	\$ 1,272.65	2.14%
MGS-S Customer 2049	\$ 6,214.20	\$ 6,329.24	1.85%	\$ 22,850.99	\$ 22,966.03	0.50%
MGS-S Customer 2050	\$ 3,306.59	\$ 3,378.84	2.19%	\$ 7,593.76	\$ 7,666.01	0.95%
MGS-S Customer 2051	\$ 750.89	\$ 782.87	4.26%	\$ 1,184.18	\$ 1,216.16	2.70%
MGS-S Customer 2052	\$ 4,304.95	\$ 4,387.49	1.92%	\$ 14,043.64	\$ 14,126.18	0.59%
MGS-S Customer 2053	\$ 12,002.62	\$ 12,204.04	1.68%	\$ 42,612.71	\$ 42,814.13	0.47%
MGS-S Customer 2054	\$ 6,923.89	\$ 7,052.69	1.86%	\$ 20,391.46	\$ 20,520.26	0.63%
MGS-S Customer 2055	\$ 5,207.38	\$ 5,309.10	1.95%	\$ 14,293.62	\$ 14,395.35	0.71%
MGS-S Customer 2056	\$ 461.28	\$ 484.08	4.94%	\$ 472.82	\$ 495.62	4.82%
MGS-S Customer 2057	\$ 467.71	\$ 490.51	4.87%	\$ 794.50	\$ 817.30	2.87%
MGS-S Customer 2058	\$ 753.20	\$ 780.47	3.62%	\$ 1,464.04	\$ 1,491.30	1.86%
MGS-S Customer 2059	\$ 32,175.04	\$ 32,684.04	1.58%	\$ 140,291.32	\$ 140,800.32	0.36%
MGS-S Customer 2060	\$ 9,279.91	\$ 9,442.53	1.75%	\$ 36,520.37	\$ 36,682.99	0.45%
MGS-S Customer 2061	\$ 12,208.36	\$ 12,418.10	1.72%	\$ 38,644.41	\$ 38,854.14	0.54%
MGS-S Customer 2062	\$ 672.87	\$ 699.07	3.89%	\$ 700.29	\$ 726.49	3.74%
MGS-S Customer 2063	\$ 9,562.21	\$ 9,731.91	1.77%	\$ 32,848.12	\$ 33,017.82	0.52%
MGS-S Customer 2064	\$ 7,820.50	\$ 7,962.94	1.82%	\$ 25,359.97	\$ 25,502.41	0.56%
MGS-S Customer 2065	\$ 5,615.08	\$ 5,718.86	1.85%	\$ 16,090.54	\$ 16,194.32	0.64%
MGS-S Customer 2066	\$ 7,667.60	\$ 7,807.83	1.83%	\$ 24,280.39	\$ 24,420.62	0.58%
MGS-S Customer 2067	\$ 3,699.70	\$ 3,773.88	2.01%	\$ 9,830.52	\$ 9,904.70	0.75%
MGS-S Customer 2068	\$ 3,281.90	\$ 3,354.46	2.21%	\$ 7,508.86	\$ 7,581.42	0.97%
MGS-S Customer 2069	\$ 7,307.04	\$ 7,441.22	1.84%	\$ 24,090.09	\$ 24,224.27	0.56%
MGS-S Customer 2070	\$ 7,534.42	\$ 7,667.57	1.77%	\$ 24,265.02	\$ 24,398.17	0.55%
MGS-S Customer 2071	\$ 10,524.51	\$ 10,707.97	1.74%	\$ 37,796.97	\$ 37,980.42	0.49%
MGS-S Customer 2072	\$ 11,576.89	\$ 11,776.03	1.72%	\$ 43,022.25	\$ 43,221.39	0.46%
MGS-S Customer 2073	\$ 10,642.95	\$ 10,828.04	1.74%	\$ 37,956.54	\$ 38,141.63	0.49%
MGS-S Customer 2074	\$ 1,976.34	\$ 2,028.28	2.63%	\$ 3,741.14	\$ 3,793.08	1.39%
MGS-S Customer 2075	\$ 2,423.25	\$ 2,481.41	2.40%	\$ 5,275.27	\$ 5,333.43	1.10%
MGS-S Customer 2076	\$ 2,283.23	\$ 2,335.81	2.30%	\$ 3,818.93	\$ 3,871.51	1.38%
MGS-S Customer 2077	\$ 1,372.39	\$ 1,409.67	2.72%	\$ 1,930.00	\$ 1,967.28	1.93%

Internal Use

Customer	Delivery 7/22 Prices	Delivery 8/23 Prices	Delivery % Difference	Bundled 7/22 Prices	Bundled 8/23 Prices	Bundled % Difference
MGS-S Customer 2078	\$ 708.79	\$ 731.59	3.22%	\$ 12,853.30	\$ 12,876.10	0.18%
MGS-S Customer 2079	\$ 4,178.59	\$ 4,260.33	1.96%	\$ 10,668.77	\$ 10,750.51	0.77%
MGS-S Customer 2080	\$ 601.88	\$ 631.52	4.92%	\$ 688.27	\$ 717.90	4.30%
MGS-S Customer 2081	\$ 1,228.97	\$ 1,263.56	2.81%	\$ 2,947.49	\$ 2,982.09	1.17%
MGS-S Customer 2082	\$ 4,887.45	\$ 4,977.62	1.84%	\$ 19,138.42	\$ 19,228.58	0.47%
MGS-S Customer 2083	\$ 3,826.72	\$ 3,903.14	2.00%	\$ 8,124.52	\$ 8,200.94	0.94%
MGS-S Customer 2084	\$ 3,537.90	\$ 3,609.17	2.01%	\$ 9,557.54	\$ 9,628.81	0.75%
MGS-S Customer 2085	\$ 1,148.16	\$ 1,181.55	2.91%	\$ 3,083.21	\$ 3,116.61	1.08%
MGS-S Customer 2086	\$ 11,488.65	\$ 11,690.61	1.76%	\$ 32,823.96	\$ 33,025.92	0.62%
MGS-S Customer 2087	\$ 20,119.70	\$ 20,449.32	1.64%	\$ 88,860.72	\$ 89,190.34	0.37%
MGS-S Customer 2088	\$ 2,456.67	\$ 2,507.38	2.06%	\$ 15,245.06	\$ 15,295.77	0.33%
MGS-S Customer 2089	\$ 793.97	\$ 823.61	3.73%	\$ 10,296.13	\$ 10,325.78	0.29%
MGS-S Customer 2090	\$ 12,601.36	\$ 12,820.56	1.74%	\$ 38,063.87	\$ 38,283.08	0.58%
MGS-S Customer 2091	\$ 1,179.70	\$ 1,213.70	2.88%	\$ 2,820.52	\$ 2,854.53	1.21%
MGS-S Customer 2092	\$ 3,550.75	\$ 3,626.84	2.14%	\$ 9,762.12	\$ 9,838.21	0.78%
MGS-S Customer 2093	\$ 967.71	\$ 997.35	3.06%	\$ 18,986.87	\$ 19,016.50	0.16%
MGS-S Customer 2094	\$ 2,148.34	\$ 2,199.15	2.37%	\$ 13,534.37	\$ 13,585.18	0.38%
MGS-S Customer 2095	\$ 25,857.90	\$ 26,281.44	1.64%	\$ 82,422.98	\$ 82,846.53	0.51%
MGS-S Customer 2096	\$ 2,808.91	\$ 2,874.05	2.32%	\$ 2,927.75	\$ 2,992.88	2.22%
MGS-S Customer 2097	\$ 25,429.27	\$ 25,811.73	1.50%	\$ 189,603.31	\$ 189,985.77	0.20%
MGS-S Customer 2098	\$ 921.14	\$ 951.33	3.28%	\$ 948.56	\$ 978.75	3.18%
MGS-S Customer 2099	\$ 461.04	\$ 483.84	4.95%	\$ 461.04	\$ 483.84	4.95%
MGS-S Customer 2100	\$ 4,120.36	\$ 4,205.93	2.08%	\$ 8,873.73	\$ 8,959.30	0.96%
MGS-S Customer 2101	\$ 5,491.18	\$ 5,597.52	1.94%	\$ 15,604.66	\$ 15,711.00	0.68%
MGS-S Customer 2102	\$ 12,084.13	\$ 12,293.61	1.73%	\$ 37,414.10	\$ 37,623.58	0.56%
MGS-S Customer 2103	\$ 9,701.52	\$ 9,872.65	1.76%	\$ 32,993.02	\$ 33,164.16	0.52%
MGS-S Customer 2104	\$ 9,949.66	\$ 10,124.79	1.76%	\$ 34,306.10	\$ 34,481.23	0.51%
MGS-S Customer 2105	\$ 704.32	\$ 727.12	3.24%	\$ 12,629.68	\$ 12,652.48	0.18%
MGS-S Customer 2106	\$ 950.38	\$ 985.33	3.68%	\$ 1,942.19	\$ 1,977.14	1.80%
MGS-S Customer 2107	\$ 1,095.14	\$ 1,124.34	2.67%	\$ 12,672.56	\$ 12,701.76	0.23%
MGS-S Customer 2108	\$ 10,376.76	\$ 10,554.39	1.71%	\$ 33,725.97	\$ 33,903.60	0.53%
MGS-S Customer 2109	\$ 4,448.53	\$ 4,531.03	1.85%	\$ 24,941.03	\$ 25,023.53	0.33%
MGS-S Customer 2110	\$ 2,610.42	\$ 2,661.70	1.96%	\$ 21,179.86	\$ 21,231.15	0.24%
MGS-S Customer 2111	\$ 6,248.03	\$ 6,360.93	1.81%	\$ 20,007.20	\$ 20,120.10	0.56%
MGS-S Customer 2112	\$ 1,916.17	\$ 1,963.05	2.45%	\$ 13,893.74	\$ 13,940.62	0.34%
MGS-S Customer 2113	\$ 1,698.54	\$ 1,745.71	2.78%	\$ 2,443.54	\$ 2,490.71	1.93%
MGS-S Customer 2114	\$ 1,341.61	\$ 1,378.08	2.72%	\$ 2,832.98	\$ 2,869.45	1.29%
MGS-S Customer 2115	\$ 2,267.55	\$ 2,321.33	2.37%	\$ 4,859.05	\$ 4,912.83	1.11%
MGS-S Customer 2116	\$ 1,335.16	\$ 1,368.98	2.53%	\$ 10,614.17	\$ 10,647.99	0.32%
MGS-S Customer 2117	\$ 16,550.13	\$ 16,826.91	1.67%	\$ 57,724.35	\$ 58,001.14	0.48%

Internal Use

Customer	Delivery 7/22 Prices	Delivery 8/23 Prices	Delivery % Difference	Bundled 7/22 Prices	Bundled 8/23 Prices	Bundled % Difference
MGS-S Customer 2118	\$ 5,426.93	\$ 5,534.30	1.98%	\$ 9,122.33	\$ 9,229.70	1.18%
MGS-S Customer 2119	\$ 14,773.44	\$ 15,025.38	1.71%	\$ 42,548.65	\$ 42,800.59	0.59%
MGS-S Customer 2120	\$ 7,127.19	\$ 7,246.73	1.68%	\$ 53,138.31	\$ 53,257.85	0.22%
MGS-S Customer 2121	\$ 3,698.98	\$ 3,777.03	2.11%	\$ 11,596.89	\$ 11,674.93	0.67%
MGS-S Customer 2122	\$ 4,280.77	\$ 4,362.58	1.91%	\$ 15,119.94	\$ 15,201.75	0.54%
MGS-S Customer 2123	\$ 2,255.24	\$ 2,310.93	2.47%	\$ 5,829.41	\$ 5,885.10	0.96%
MGS-S Customer 2124	\$ 779.03	\$ 801.83	2.93%	\$ 16,366.53	\$ 16,389.34	0.14%
MGS-S Customer 2125	\$ 2,249.19	\$ 2,304.54	2.46%	\$ 3,611.21	\$ 3,666.56	1.53%
MGS-S Customer 2126	\$ 1,477.21	\$ 1,520.78	2.95%	\$ 2,907.90	\$ 2,951.48	1.50%
MGS-S Customer 2127	\$ 14,309.76	\$ 14,552.62	1.70%	\$ 50,599.90	\$ 50,842.76	0.48%
MGS-S Customer 2128	\$ 3,187.21	\$ 3,257.98	2.22%	\$ 7,803.46	\$ 7,874.23	0.91%
MGS-S Customer 2129	\$ 3,358.20	\$ 3,426.34	2.03%	\$ 9,963.44	\$ 10,031.58	0.68%
MGS-S Customer 2130	\$ 15,940.46	\$ 16,202.50	1.64%	\$ 57,409.03	\$ 57,671.07	0.46%
MGS-S Customer 2131	\$ 18,005.56	\$ 18,298.79	1.63%	\$ 67,285.19	\$ 67,578.42	0.44%
MGS-S Customer 2132	\$ 3,503.33	\$ 3,573.34	2.00%	\$ 11,556.06	\$ 11,626.07	0.61%
MGS-S Customer 2133	\$ 13,293.84	\$ 13,525.60	1.74%	\$ 29,464.44	\$ 29,696.19	0.79%
MGS-S Customer 2134	\$ 5,364.84	\$ 5,470.78	1.97%	\$ 10,583.72	\$ 10,689.66	1.00%
MGS-S Customer 2135	\$ 969.53	\$ 1,004.95	3.65%	\$ 1,466.35	\$ 1,501.77	2.42%
MGS-S Customer 2136	\$ 6,153.70	\$ 6,265.12	1.81%	\$ 20,104.72	\$ 20,216.14	0.55%
MGS-S Customer 2137	\$ 1,394.36	\$ 1,428.97	2.48%	\$ 11,176.48	\$ 11,211.08	0.31%
MGS-S Customer 2138	\$ 5,744.89	\$ 5,856.65	1.95%	\$ 11,632.55	\$ 11,744.31	0.96%
MGS-S Customer 2139	\$ 4,846.14	\$ 4,943.01	2.00%	\$ 12,317.61	\$ 12,414.48	0.79%
MGS-S Customer 2140	\$ 5,986.85	\$ 6,099.16	1.88%	\$ 18,098.80	\$ 18,211.11	0.62%
MGS-S Customer 2141	\$ 3,950.75	\$ 4,024.39	1.86%	\$ 34,114.76	\$ 34,188.40	0.22%
MGS-S Customer 2142	\$ 8,258.93	\$ 8,410.87	1.84%	\$ 17,144.07	\$ 17,296.01	0.89%
MGS-S Customer 2143	\$ 2,419.27	\$ 2,477.30	2.40%	\$ 6,674.45	\$ 6,732.48	0.87%
MGS-S Customer 2144	\$ 662.00	\$ 691.64	4.48%	\$ 3,695.48	\$ 3,725.11	0.80%
MGS-S Customer 2145	\$ 30,407.40	\$ 30,897.63	1.61%	\$ 113,870.15	\$ 114,360.38	0.43%
MGS-S Customer 2146	\$ 10,942.91	\$ 11,134.46	1.75%	\$ 30,568.84	\$ 30,760.39	0.63%
MGS-S Customer 2147	\$ 5,884.17	\$ 5,990.58	1.81%	\$ 22,068.48	\$ 22,174.89	0.48%
MGS-S Customer 2148	\$ 871.87	\$ 899.32	3.15%	\$ 6,821.69	\$ 6,849.14	0.40%
MGS-S Customer 2149	\$ 461.04	\$ 483.84	4.95%	\$ 461.04	\$ 483.84	4.95%
MGS-S Customer 2150	\$ 7,543.31	\$ 7,681.07	1.83%	\$ 25,679.24	\$ 25,817.00	0.54%
MGS-S Customer 2151	\$ 4,558.71	\$ 4,650.59	2.02%	\$ 11,695.39	\$ 11,787.27	0.79%
MGS-S Customer 2152	\$ 9,854.71	\$ 10,028.55	1.76%	\$ 31,281.44	\$ 31,455.27	0.56%
MGS-S Customer 2153	\$ 2,468.93	\$ 2,524.23	2.24%	\$ 4,728.38	\$ 4,783.68	1.17%
MGS-S Customer 2154	\$ 4,332.97	\$ 4,421.67	2.05%	\$ 10,996.83	\$ 11,085.53	0.81%
MGS-S Customer 2155	\$ 2,676.45	\$ 2,738.62	2.32%	\$ 7,612.64	\$ 7,674.81	0.82%
MGS-S Customer 2156	\$ 8,687.85	\$ 8,841.71	1.77%	\$ 33,788.26	\$ 33,942.12	0.46%
MGS-S Customer 2157	\$ 1,932.49	\$ 1,974.49	2.17%	\$ 15,567.12	\$ 15,609.12	0.27%

Customer	Delivery 7/22 Prices	Delivery 8/23 Prices	Delivery % Difference	Bundled 7/22 Prices	Bundled 8/23 Prices	Bundled % Difference
MGS-S Customer 2158	\$ 1,343.28	\$ 1,376.67	2.49%	\$ 12,329.62	\$ 12,363.01	0.27%
MGS-S Customer 2159	\$ 6,850.75	\$ 6,977.22	1.85%	\$ 23,716.06	\$ 23,842.54	0.53%
MGS-S Customer 2160	\$ 4,392.04	\$ 4,480.78	2.02%	\$ 10,301.76	\$ 10,390.50	0.86%
MGS-S Customer 2161	\$ 3,258.83	\$ 3,330.49	2.20%	\$ 7,116.71	\$ 7,188.37	1.01%
MGS-S Customer 2162	\$ 2,473.10	\$ 2,532.38	2.40%	\$ 3,999.78	\$ 4,059.06	1.48%
MGS-S Customer 2163	\$ 3,780.22	\$ 3,860.30	2.12%	\$ 8,076.19	\$ 8,156.27	0.99%
MGS-S Customer 2164	\$ 1,214.56	\$ 1,253.88	3.24%	\$ 1,845.30	\$ 1,884.62	2.13%
MGS-S Customer 2165	\$ 3,370.47	\$ 3,443.33	2.16%	\$ 9,819.51	\$ 9,892.37	0.74%
MGS-S Customer 2166	\$ 8,073.72	\$ 8,219.54	1.81%	\$ 26,797.77	\$ 26,943.58	0.54%
MGS-S Customer 2167	\$ 3,196.79	\$ 3,265.77	2.16%	\$ 12,502.42	\$ 12,571.40	0.55%
MGS-S Customer 2168	\$ 665.37	\$ 688.17	3.43%	\$ 10,681.38	\$ 10,704.18	0.21%
MGS-S Customer 2169	\$ 7,687.19	\$ 7,829.36	1.85%	\$ 19,940.83	\$ 20,083.00	0.71%
MGS-S Customer 2170	\$ 629.57	\$ 652.37	3.62%	\$ 8,890.83	\$ 8,913.63	0.26%
MGS-S Customer 2171	\$ 2,177.25	\$ 2,231.84	2.51%	\$ 3,468.77	\$ 3,523.36	1.57%
MGS-S Customer 2172	\$ 3,347.91	\$ 3,420.47	2.17%	\$ 8,224.69	\$ 8,297.24	0.88%
MGS-S Customer 2173	\$ 1,265.58	\$ 1,301.11	2.81%	\$ 1,904.54	\$ 1,940.07	1.87%
MGS-S Customer 2174	\$ 3,095.80	\$ 3,164.54	2.22%	\$ 8,330.33	\$ 8,399.07	0.83%
MGS-S Customer 2175	\$ 4,786.19	\$ 4,881.31	1.99%	\$ 14,979.88	\$ 15,075.00	0.63%
MGS-S Customer 2176	\$ 2,853.05	\$ 2,918.28	2.29%	\$ 6,452.58	\$ 6,517.81	1.01%
MGS-S Customer 2177	\$ 662.06	\$ 684.86	3.44%	\$ 10,515.70	\$ 10,538.50	0.22%
MGS-S Customer 2178	\$ 600.12	\$ 629.76	4.94%	\$ 600.12	\$ 629.76	4.94%
MGS-S Customer 2179	\$ 18,454.63	\$ 18,767.05	1.69%	\$ 48,338.92	\$ 48,651.34	0.65%
MGS-S Customer 2180	\$ 5,282.56	\$ 5,386.78	1.97%	\$ 10,767.67	\$ 10,871.89	0.97%
MGS-S Customer 2181	\$ 47,527.29	\$ 48,274.48	1.57%	\$ 131,570.50	\$ 132,317.69	0.57%
MGS-S Customer 2182	\$ 3,219.58	\$ 3,283.71	1.99%	\$ 26,496.57	\$ 26,560.70	0.24%
MGS-S Customer 2183	\$ 4,740.66	\$ 4,830.37	1.89%	\$ 14,420.85	\$ 14,510.56	0.62%
MGS-S Customer 2184	\$ 5,625.64	\$ 5,728.42	1.83%	\$ 20,749.69	\$ 20,852.47	0.50%
MGS-S Customer 2185	\$ 3,954.60	\$ 4,038.65	2.13%	\$ 8,621.82	\$ 8,705.86	0.97%
MGS-S Customer 2186	\$ 765.36	\$ 795.00	3.87%	\$ 8,865.52	\$ 8,895.15	0.33%
MGS-S Customer 2187	\$ 3,349.37	\$ 3,418.25	2.06%	\$ 9,862.98	\$ 9,931.85	0.70%
MGS-S Customer 2188	\$ 2,013.84	\$ 2,065.46	2.56%	\$ 5,863.16	\$ 5,914.77	0.88%
MGS-S Customer 2189	\$ 827.05	\$ 860.20	4.01%	\$ 1,243.54	\$ 1,276.69	2.67%
MGS-S Customer 2190	\$ 4,799.18	\$ 4,896.32	2.02%	\$ 12,478.62	\$ 12,575.75	0.78%
MGS-S Customer 2191	\$ 2,664.72	\$ 2,721.55	2.13%	\$ 9,400.34	\$ 9,457.16	0.60%
MGS-S Customer 2192	\$ 9,500.25	\$ 9,668.72	1.77%	\$ 24,203.70	\$ 24,372.17	0.70%
MGS-S Customer 2193	\$ 2,236.41	\$ 2,288.09	2.31%	\$ 4,277.85	\$ 4,329.52	1.21%
MGS-S Customer 2194	\$ 1,588.28	\$ 1,628.75	2.55%	\$ 4,229.60	\$ 4,270.07	0.96%
MGS-S Customer 2195	\$ 4,063.27	\$ 4,142.25	1.94%	\$ 12,798.84	\$ 12,877.82	0.62%
MGS-S Customer 2196	\$ 1,325.72	\$ 1,366.48	3.07%	\$ 3,396.18	\$ 3,436.94	1.20%
MGS-S Customer 2197	\$ 9,658.74	\$ 9,833.31	1.81%	\$ 20,929.71	\$ 21,104.28	0.83%

Customer	Delivery 7/22 Prices	Delivery 8/23 Prices	Delivery % Difference	Bundled 7/22 Prices	Bundled 8/23 Prices	Bundled % Difference
MGS-S Customer 2198	\$ 2,597.25	\$ 2,655.87	2.26%	\$ 12,204.54	\$ 12,263.16	0.48%
MGS-S Customer 2199	\$ 2,441.11	\$ 2,498.80	2.36%	\$ 8,711.90	\$ 8,769.59	0.66%
MGS-S Customer 2200	\$ 1,807.52	\$ 1,851.46	2.43%	\$ 4,688.56	\$ 4,732.50	0.94%
MGS-S Customer 2201	\$ 4,224.89	\$ 4,305.12	1.90%	\$ 16,915.58	\$ 16,995.81	0.47%
MGS-S Customer 2202	\$ 14,815.42	\$ 15,063.22	1.67%	\$ 48,710.60	\$ 48,958.39	0.51%
MGS-S Customer 2203	\$ 2,221.15	\$ 2,276.37	2.49%	\$ 4,667.19	\$ 4,722.41	1.18%
MGS-S Customer 2204	\$ 5,361.77	\$ 5,462.17	1.87%	\$ 14,669.46	\$ 14,769.86	0.68%
MGS-S Customer 2205	\$ 475.36	\$ 498.39	4.84%	\$ 475.36	\$ 498.39	4.84%
MGS-S Customer 2206	\$ 509.54	\$ 533.11	4.63%	\$ 539.13	\$ 562.70	4.37%
MGS-S Customer 2207	\$ 4,053.04	\$ 4,138.07	2.10%	\$ 9,549.12	\$ 9,634.15	0.89%
MGS-S Customer 2208	\$ 7,527.10	\$ 7,666.75	1.86%	\$ 19,017.46	\$ 19,157.10	0.73%
MGS-S Customer 2209	\$ 3,326.35	\$ 3,398.12	2.16%	\$ 10,258.38	\$ 10,330.15	0.70%
MGS-S Customer 2210	\$ 2,065.99	\$ 2,118.56	2.54%	\$ 4,448.16	\$ 4,500.73	1.18%
MGS-S Customer 2211	\$ 1,196.05	\$ 1,230.11	2.85%	\$ 2,910.01	\$ 2,944.07	1.17%
MGS-S Customer 2212	\$ 31,161.25	\$ 31,631.50	1.51%	\$ 55,403.43	\$ 55,873.68	0.85%
MGS-S Customer 2213	\$ 472.77	\$ 495.75	4.86%	\$ 521.34	\$ 544.31	4.41%
MGS-S Customer 2214	\$ 2,490.13	\$ 2,544.80	2.20%	\$ 6,255.81	\$ 6,310.47	0.87%
MGS-S Customer 2215	\$ 4,414.22	\$ 4,499.96	1.94%	\$ 15,017.89	\$ 15,103.63	0.57%
MGS-S Customer 2216	\$ 1,064.37	\$ 1,100.42	3.39%	\$ 4,574.55	\$ 4,610.60	0.79%
MGS-S Customer 2217	\$ 5,928.06	\$ 6,035.22	1.81%	\$ 21,818.82	\$ 21,925.98	0.49%
MGS-S Customer 2218	\$ 1,267.10	\$ 1,303.99	2.91%	\$ 11,874.77	\$ 11,911.66	0.31%
MGS-S Customer 2219	\$ 7,727.61	\$ 7,871.25	1.86%	\$ 19,839.55	\$ 19,983.20	0.72%
MGS-S Customer 2220	\$ 1,067.06	\$ 1,104.00	3.46%	\$ 1,693.22	\$ 1,730.16	2.18%
MGS-S Customer 2221	\$ 1,249.03	\$ 1,289.10	3.21%	\$ 1,258.17	\$ 1,298.24	3.18%
MGS-S Customer 2222	\$ 3,047.10	\$ 3,110.56	2.08%	\$ 9,173.81	\$ 9,237.26	0.69%
MGS-S Customer 2223	\$ 4,683.44	\$ 4,772.86	1.91%	\$ 13,496.60	\$ 13,586.02	0.66%
MGS-S Customer 2224	\$ 3,928.15	\$ 4,005.18	1.96%	\$ 12,187.12	\$ 12,264.16	0.63%
MGS-S Customer 2225	\$ 3,696.80	\$ 3,774.32	2.10%	\$ 12,453.97	\$ 12,531.49	0.62%
MGS-S Customer 2226	\$ 6,965.51	\$ 7,095.30	1.86%	\$ 24,242.17	\$ 24,371.97	0.54%
MGS-S Customer 2227	\$ 6,198.43	\$ 6,318.58	1.94%	\$ 17,039.76	\$ 17,159.92	0.71%
MGS-S Customer 2228	\$ 5,681.57	\$ 5,785.23	1.82%	\$ 21,162.13	\$ 21,265.79	0.49%
MGS-S Customer 2229	\$ 3,547.52	\$ 3,618.11	1.99%	\$ 12,661.19	\$ 12,731.78	0.56%
MGS-S Customer 2230	\$ 2,583.62	\$ 2,645.30	2.39%	\$ 3,442.88	\$ 3,504.56	1.79%
MGS-S Customer 2231	\$ 6,832.17	\$ 6,961.72	1.90%	\$ 17,362.71	\$ 17,492.26	0.75%
MGS-S Customer 2232	\$ 6,471.17	\$ 6,588.58	1.81%	\$ 19,865.73	\$ 19,983.14	0.59%
MGS-S Customer 2233	\$ 4,998.15	\$ 5,096.10	1.96%	\$ 17,206.08	\$ 17,304.03	0.57%
MGS-S Customer 2234	\$ 3,286.90	\$ 3,354.46	2.06%	\$ 9,350.76	\$ 9,418.32	0.72%
MGS-S Customer 2235	\$ 1,995.51	\$ 2,047.35	2.60%	\$ 3,805.45	\$ 3,857.29	1.36%
MGS-S Customer 2236	\$ 1,563.92	\$ 1,608.73	2.87%	\$ 2,968.80	\$ 3,013.60	1.51%
MGS-S Customer 2237	\$ 6,340.89	\$ 6,463.18	1.93%	\$ 16,048.73	\$ 16,171.02	0.76%

Customer	Delivery 7/22 Prices	Delivery 8/23 Prices	Delivery % Difference	Bundled 7/22 Prices	Bundled 8/23 Prices	Bundled % Difference
MGS-S Customer 2238	\$ 1,369.92	\$ 1,411.68	3.05%	\$ 2,156.05	\$ 2,197.81	1.94%
MGS-S Customer 2239	\$ 4,126.82	\$ 4,202.98	1.85%	\$ 24,211.52	\$ 24,287.68	0.31%
MGS-S Customer 2240	\$ 45,566.50	\$ 46,293.25	1.59%	\$ 154,574.04	\$ 155,300.79	0.47%
MGS-S Customer 2241	\$ 10,029.58	\$ 10,207.66	1.78%	\$ 25,352.34	\$ 25,530.42	0.70%
MGS-S Customer 2242	\$ 5,125.32	\$ 5,226.09	1.97%	\$ 14,229.85	\$ 14,330.62	0.71%
MGS-S Customer 2243	\$ 5,042.93	\$ 5,142.31	1.97%	\$ 14,599.94	\$ 14,699.32	0.68%
MGS-S Customer 2244	\$ 4,138.15	\$ 4,223.95	2.07%	\$ 10,715.17	\$ 10,800.97	0.80%
MGS-S Customer 2245	\$ 3,355.84	\$ 3,430.09	2.21%	\$ 5,353.17	\$ 5,427.42	1.39%
MGS-S Customer 2246	\$ 8,959.29	\$ 9,119.60	1.79%	\$ 30,582.54	\$ 30,742.86	0.52%
MGS-S Customer 2247	\$ 5,083.85	\$ 5,178.61	1.86%	\$ 17,492.08	\$ 17,586.84	0.54%
MGS-S Customer 2248	\$ 1,355.27	\$ 1,396.67	3.05%	\$ 2,731.00	\$ 2,772.40	1.52%
MGS-S Customer 2249	\$ 3,478.64	\$ 3,553.72	2.16%	\$ 7,084.80	\$ 7,159.88	1.06%
MGS-S Customer 2250	\$ 3,946.75	\$ 4,029.25	2.09%	\$ 11,288.08	\$ 11,370.58	0.73%
MGS-S Customer 2251	\$ 4,470.24	\$ 4,561.61	2.04%	\$ 10,388.87	\$ 10,480.24	0.88%
MGS-S Customer 2252	\$ 5,193.71	\$ 5,288.56	1.83%	\$ 20,991.12	\$ 21,085.97	0.45%
MGS-S Customer 2253	\$ 6,538.42	\$ 6,655.23	1.79%	\$ 24,593.90	\$ 24,710.72	0.47%
MGS-S Customer 2254	\$ 4,570.11	\$ 4,656.97	1.90%	\$ 15,319.23	\$ 15,406.10	0.57%
MGS-S Customer 2255	\$ 4,235.81	\$ 4,316.78	1.91%	\$ 15,818.37	\$ 15,899.35	0.51%
MGS-S Customer 2256	\$ 14,417.87	\$ 14,667.95	1.73%	\$ 32,805.18	\$ 33,055.26	0.76%
MGS-S Customer 2257	\$ 10,054.65	\$ 10,232.40	1.77%	\$ 30,210.76	\$ 30,388.51	0.59%
MGS-S Customer 2258	\$ 11,636.23	\$ 11,840.84	1.76%	\$ 33,593.14	\$ 33,797.75	0.61%
MGS-S Customer 2259	\$ 2,490.83	\$ 2,550.23	2.38%	\$ 6,302.66	\$ 6,362.07	0.94%
MGS-S Customer 2260	\$ 2,649.93	\$ 2,706.69	2.14%	\$ 6,825.01	\$ 6,881.77	0.83%
MGS-S Customer 2261	\$ 1,869.18	\$ 1,919.15	2.67%	\$ 2,115.99	\$ 2,165.96	2.36%
MGS-S Customer 2262	\$ 1,176.82	\$ 1,210.76	2.88%	\$ 2,328.60	\$ 2,362.54	1.46%
MGS-S Customer 2263	\$ 9,756.56	\$ 9,930.24	1.78%	\$ 28,568.93	\$ 28,742.61	0.61%
MGS-S Customer 2264	\$ 6,022.80	\$ 6,132.03	1.81%	\$ 21,227.86	\$ 21,337.10	0.51%
MGS-S Customer 2265	\$ 839.15	\$ 868.02	3.44%	\$ 884.86	\$ 913.73	3.26%
MGS-S Customer 2266	\$ 762.00	\$ 794.32	4.24%	\$ 869.52	\$ 901.84	3.72%
MGS-S Customer 2267	\$ 1,976.60	\$ 2,023.31	2.36%	\$ 4,990.64	\$ 5,037.36	0.94%
MGS-S Customer 2268	\$ 666.06	\$ 696.72	4.60%	\$ 811.52	\$ 842.18	3.78%
MGS-S Customer 2269	\$ 2,137.12	\$ 2,191.43	2.54%	\$ 2,315.37	\$ 2,369.68	2.35%
MGS-S Customer 2270	\$ 505.53	\$ 528.33	4.51%	\$ 2,686.37	\$ 2,709.17	0.85%
MGS-S Customer 2271	\$ 3,238.46	\$ 3,310.22	2.22%	\$ 5,743.12	\$ 5,814.88	1.25%
MGS-S Customer 2272	\$ 4,377.81	\$ 4,462.36	1.93%	\$ 12,909.76	\$ 12,994.31	0.65%
MGS-S Customer 2273	\$ 4,290.40	\$ 4,372.20	1.91%	\$ 16,902.71	\$ 16,984.51	0.48%
MGS-S Customer 2274	\$ 1,005.74	\$ 1,041.77	3.58%	\$ 1,412.40	\$ 1,448.43	2.55%
MGS-S Customer 2275	\$ 4,452.79	\$ 4,543.40	2.03%	\$ 12,210.27	\$ 12,300.87	0.74%
MGS-S Customer 2276	\$ 5,631.35	\$ 5,734.14	1.83%	\$ 20,803.62	\$ 20,906.41	0.49%
MGS-S Customer 2277	\$ 6,625.56	\$ 6,745.98	1.82%	\$ 17,851.97	\$ 17,972.39	0.67%

Internal Use

Customer	Delivery 7/22 Prices	Delivery 8/23 Prices	Delivery % Difference	Bundled 7/22 Prices	Bundled 8/23 Prices	Bundled % Difference
MGS-S Customer 2278	\$ 7,916.67	\$ 8,055.87	1.76%	\$ 25,686.95	\$ 25,826.16	0.54%
MGS-S Customer 2279	\$ 746.00	\$ 777.97	4.29%	\$ 787.93	\$ 819.90	4.06%
MGS-S Customer 2280	\$ 6,410.87	\$ 6,526.80	1.81%	\$ 20,909.10	\$ 21,025.03	0.55%
MGS-S Customer 2281	\$ 3,718.31	\$ 3,792.35	1.99%	\$ 11,364.49	\$ 11,438.53	0.65%
MGS-S Customer 2282	\$ 2,012.56	\$ 2,060.16	2.37%	\$ 5,567.53	\$ 5,615.13	0.85%
MGS-S Customer 2283	\$ 2,375.34	\$ 2,428.64	2.24%	\$ 7,018.79	\$ 7,072.09	0.76%
MGS-S Customer 2284	\$ 3,801.44	\$ 3,883.03	2.15%	\$ 7,947.61	\$ 8,029.20	1.03%
MGS-S Customer 2285	\$ 795.55	\$ 825.19	3.73%	\$ 10,375.42	\$ 10,405.06	0.29%
MGS-S Customer 2286	\$ 2,680.03	\$ 2,737.97	2.16%	\$ 7,183.62	\$ 7,241.56	0.81%
MGS-S Customer 2287	\$ 10,948.84	\$ 11,142.35	1.77%	\$ 32,576.67	\$ 32,770.18	0.59%
MGS-S Customer 2288	\$ 716.29	\$ 743.13	3.75%	\$ 919.45	\$ 946.29	2.92%
MGS-S Customer 2289	\$ 2,615.97	\$ 2,677.33	2.35%	\$ 7,196.00	\$ 7,257.36	0.85%
MGS-S Customer 2290	\$ 555.54	\$ 578.34	4.10%	\$ 5,187.67	\$ 5,210.47	0.44%
MGS-S Customer 2291	\$ 6,587.69	\$ 6,710.41	1.86%	\$ 23,152.15	\$ 23,274.87	0.53%
MGS-S Customer 2292	\$ 3,678.60	\$ 3,755.93	2.10%	\$ 12,070.13	\$ 12,147.45	0.64%
MGS-S Customer 2293	\$ 3,839.56	\$ 3,920.50	2.11%	\$ 8,350.80	\$ 8,431.74	0.97%
MGS-S Customer 2294	\$ 3,633.68	\$ 3,706.11	1.99%	\$ 11,708.35	\$ 11,780.78	0.62%
MGS-S Customer 2295	\$ 4,528.56	\$ 4,621.23	2.05%	\$ 10,214.32	\$ 10,306.99	0.91%
MGS-S Customer 2296	\$ 462.83	\$ 485.66	4.93%	\$ 462.83	\$ 485.66	4.93%
MGS-S Customer 2297	\$ 2,927.21	\$ 2,989.20	2.12%	\$ 8,714.21	\$ 8,776.20	0.71%
MGS-S Customer 2298	\$ 3,351.73	\$ 3,419.17	2.01%	\$ 10,445.22	\$ 10,512.66	0.65%
MGS-S Customer 2299	\$ 6,391.20	\$ 6,512.25	1.89%	\$ 18,312.45	\$ 18,433.49	0.66%
MGS-S Customer 2300	\$ 957.93	\$ 985.84	2.91%	\$ 9,751.66	\$ 9,779.57	0.29%
MGS-S Customer 2301	\$ 5,845.30	\$ 5,960.26	1.97%	\$ 10,233.02	\$ 10,347.98	1.12%
MGS-S Customer 2302	\$ 5,135.69	\$ 5,232.57	1.89%	\$ 15,293.05	\$ 15,389.92	0.63%
MGS-S Customer 2303	\$ 4,127.71	\$ 4,209.39	1.98%	\$ 8,971.23	\$ 9,052.91	0.91%
MGS-S Customer 2304	\$ 818.43	\$ 847.01	3.49%	\$ 1,120.20	\$ 1,148.78	2.55%
MGS-S Customer 2305	\$ 1,734.12	\$ 1,781.78	2.75%	\$ 3,370.37	\$ 3,418.04	1.41%
MGS-S Customer 2306	\$ 3,983.58	\$ 4,062.18	1.97%	\$ 11,014.68	\$ 11,093.28	0.71%
MGS-S Customer 2307	\$ 633.18	\$ 662.82	4.68%	\$ 2,253.55	\$ 2,283.19	1.32%
MGS-S Customer 2308	\$ 7,609.47	\$ 7,749.14	1.84%	\$ 25,458.14	\$ 25,597.81	0.55%
MGS-S Customer 2309	\$ 5,401.70	\$ 5,507.40	1.96%	\$ 15,302.65	\$ 15,408.35	0.69%
MGS-S Customer 2310	\$ 4,666.08	\$ 4,760.58	2.03%	\$ 12,554.85	\$ 12,649.34	0.75%
MGS-S Customer 2311	\$ 665.00	\$ 691.04	3.92%	\$ 774.69	\$ 800.73	3.36%
MGS-S Customer 2312	\$ 3,192.95	\$ 3,259.09	2.07%	\$ 8,508.38	\$ 8,574.52	0.78%
MGS-S Customer 2313	\$ 5,852.80	\$ 5,966.36	1.94%	\$ 15,578.92	\$ 15,692.48	0.73%
MGS-S Customer 2314	\$ 1,500.59	\$ 1,544.89	2.95%	\$ 2,282.15	\$ 2,326.45	1.94%
MGS-S Customer 2315	\$ 2,223.46	\$ 2,278.17	2.46%	\$ 4,092.82	\$ 4,147.52	1.34%
MGS-S Customer 2316	\$ 4,410.39	\$ 4,498.84	2.01%	\$ 13,089.86	\$ 13,178.31	0.68%
MGS-S Customer 2317	\$ 10,074.34	\$ 10,253.70	1.78%	\$ 30,970.88	\$ 31,150.24	0.58%

Internal Use

Customer	Delivery 7/22 Prices	Delivery 8/23 Prices	Delivery % Difference	Bundled 7/22 Prices	Bundled 8/23 Prices	Bundled % Difference
MGS-S Customer 2318	\$ 2,694.24	\$ 2,756.86	2.32%	\$ 7,756.00	\$ 7,818.63	0.81%
MGS-S Customer 2319	\$ 7,386.95	\$ 7,522.48	1.83%	\$ 26,775.21	\$ 26,910.74	0.51%
MGS-S Customer 2320	\$ 16,119.51	\$ 16,389.77	1.68%	\$ 63,927.42	\$ 64,197.69	0.42%
MGS-S Customer 2321	\$ 1,714.19	\$ 1,761.48	2.76%	\$ 2,555.18	\$ 2,602.46	1.85%
MGS-S Customer 2322	\$ 3,787.95	\$ 3,868.98	2.14%	\$ 8,056.84	\$ 8,137.87	1.01%
MGS-S Customer 2323	\$ 5,358.70	\$ 5,457.89	1.85%	\$ 10,084.65	\$ 10,183.84	0.98%
MGS-S Customer 2324	\$ 2,473.93	\$ 2,533.53	2.41%	\$ 4,782.63	\$ 4,842.23	1.25%
MGS-S Customer 2325	\$ 3,277.28	\$ 3,349.63	2.21%	\$ 6,896.35	\$ 6,968.70	1.05%
MGS-S Customer 2326	\$ 23,600.63	\$ 23,987.89	1.64%	\$ 90,248.34	\$ 90,635.60	0.43%
MGS-S Customer 2327	\$ 6,469.50	\$ 6,589.91	1.86%	\$ 15,628.88	\$ 15,749.29	0.77%
MGS-S Customer 2328	\$ 2,879.15	\$ 2,940.21	2.12%	\$ 8,131.39	\$ 8,192.45	0.75%
MGS-S Customer 2329	\$ 4,099.95	\$ 4,183.92	2.05%	\$ 14,296.84	\$ 14,380.81	0.59%
MGS-S Customer 2330	\$ 3,780.74	\$ 3,856.63	2.01%	\$ 9,122.34	\$ 9,198.23	0.83%
MGS-S Customer 2331	\$ 4,160.59	\$ 4,247.44	2.09%	\$ 9,828.06	\$ 9,914.92	0.88%
MGS-S Customer 2332	\$ 3,738.08	\$ 3,818.45	2.15%	\$ 7,769.30	\$ 7,849.67	1.03%
MGS-S Customer 2333	\$ 1,375.08	\$ 1,417.16	3.06%	\$ 2,848.74	\$ 2,890.82	1.48%
MGS-S Customer 2334	\$ 600.12	\$ 629.76	4.94%	\$ 600.12	\$ 629.76	4.94%
MGS-S Customer 2335	\$ 2,542.54	\$ 2,603.27	2.39%	\$ 5,097.47	\$ 5,158.21	1.19%
MGS-S Customer 2336	\$ 2,136.93	\$ 2,191.42	2.55%	\$ 3,222.44	\$ 3,276.92	1.69%
MGS-S Customer 2337	\$ 4,477.16	\$ 4,563.94	1.94%	\$ 12,452.54	\$ 12,539.32	0.70%
MGS-S Customer 2338	\$ 7,993.78	\$ 8,136.75	1.79%	\$ 34,320.12	\$ 34,463.10	0.42%
MGS-S Customer 2339	\$ 705.94	\$ 732.71	3.79%	\$ 787.41	\$ 814.18	3.40%
MGS-S Customer 2340	\$ 2,031.99	\$ 2,083.24	2.52%	\$ 3,645.39	\$ 3,696.64	1.41%
MGS-S Customer 2341	\$ 2,855.44	\$ 2,916.58	2.14%	\$ 5,778.64	\$ 5,839.79	1.06%
MGS-S Customer 2342	\$ 2,972.32	\$ 3,039.79	2.27%	\$ 7,585.71	\$ 7,653.19	0.89%
MGS-S Customer 2343	\$ 810.45	\$ 838.86	3.51%	\$ 824.16	\$ 852.57	3.45%
MGS-S Customer 2344	\$ 2,294.06	\$ 2,351.43	2.50%	\$ 4,241.11	\$ 4,298.48	1.35%
MGS-S Customer 2345	\$ 1,838.19	\$ 1,878.44	2.19%	\$ 16,181.94	\$ 16,222.19	0.25%
MGS-S Customer 2346	\$ 1,139.29	\$ 1,177.74	3.37%	\$ 1,427.23	\$ 1,465.68	2.69%
MGS-S Customer 2347	\$ 2,419.82	\$ 2,479.20	2.45%	\$ 3,741.50	\$ 3,800.89	1.59%
MGS-S Customer 2348	\$ 2,147.70	\$ 2,196.17	2.26%	\$ 6,789.77	\$ 6,838.25	0.71%
MGS-S Customer 2349	\$ 745.95	\$ 775.59	3.97%	\$ 7,894.28	\$ 7,923.92	0.38%
MGS-S Customer 2350	\$ 7,451.52	\$ 7,589.52	1.85%	\$ 21,669.35	\$ 21,807.35	0.64%
MGS-S Customer 2351	\$ 2,013.50	\$ 2,061.52	2.38%	\$ 3,992.55	\$ 4,040.57	1.20%
MGS-S Customer 2352	\$ 3,400.45	\$ 3,474.74	2.18%	\$ 8,976.51	\$ 9,050.81	0.83%
MGS-S Customer 2353	\$ 1,423.37	\$ 1,466.72	3.05%	\$ 1,878.71	\$ 1,922.06	2.31%
MGS-S Customer 2354	\$ 1,884.21	\$ 1,934.01	2.64%	\$ 4,115.89	\$ 4,165.69	1.21%
MGS-S Customer 2355	\$ 8,180.76	\$ 8,324.19	1.75%	\$ 29,049.87	\$ 29,193.31	0.49%
MGS-S Customer 2356	\$ 679.97	\$ 706.35	3.88%	\$ 793.09	\$ 819.47	3.33%
MGS-S Customer 2357	\$ 3,529.18	\$ 3,601.20	2.04%	\$ 8,361.73	\$ 8,433.75	0.86%

Internal Use

Customer	Delivery 7/22 Prices	Delivery 8/23 Prices	Delivery % Difference	Bundled 7/22 Prices	Bundled 8/23 Prices	Bundled % Difference
MGS-S Customer 2358	\$ 3,822.93	\$ 3,903.68	2.11%	\$ 9,239.03	\$ 9,319.78	0.87%
MGS-S Customer 2359	\$ 4,084.33	\$ 4,166.17	2.00%	\$ 9,349.60	\$ 9,431.44	0.88%
MGS-S Customer 2360	\$ 3,207.60	\$ 3,274.99	2.10%	\$ 7,581.61	\$ 7,649.00	0.89%
MGS-S Customer 2361	\$ 3,446.66	\$ 3,518.20	2.08%	\$ 7,340.77	\$ 7,412.31	0.97%
MGS-S Customer 2362	\$ 2,596.28	\$ 2,653.04	2.19%	\$ 7,682.50	\$ 7,739.26	0.74%
MGS-S Customer 2363	\$ 2,956.06	\$ 3,018.88	2.13%	\$ 8,206.82	\$ 8,269.64	0.77%
MGS-S Customer 2364	\$ 6,109.31	\$ 6,228.49	1.95%	\$ 10,035.40	\$ 10,154.59	1.19%
MGS-S Customer 2365	\$ 2,607.31	\$ 2,664.18	2.18%	\$ 7,366.96	\$ 7,423.83	0.77%
MGS-S Customer 2366	\$ 5,826.13	\$ 5,940.35	1.96%	\$ 10,838.54	\$ 10,952.75	1.05%
MGS-S Customer 2367	\$ 2,749.34	\$ 2,809.46	2.19%	\$ 5,274.68	\$ 5,334.80	1.14%
MGS-S Customer 2368	\$ 3,442.18	\$ 3,516.35	2.15%	\$ 10,949.42	\$ 11,023.59	0.68%
MGS-S Customer 2369	\$ 696.99	\$ 723.42	3.79%	\$ 1,472.39	\$ 1,498.81	1.79%
MGS-S Customer 2370	\$ 2,898.61	\$ 2,964.95	2.29%	\$ 6,482.95	\$ 6,549.29	1.02%
MGS-S Customer 2371	\$ 532.74	\$ 556.70	4.50%	\$ 548.28	\$ 572.24	4.37%
MGS-S Customer 2372	\$ 2,665.03	\$ 2,727.36	2.34%	\$ 6,714.65	\$ 6,776.98	0.93%
MGS-S Customer 2373	\$ 905.97	\$ 940.33	3.79%	\$ 1,833.33	\$ 1,867.69	1.87%
MGS-S Customer 2374	\$ 2,010.09	\$ 2,058.35	2.40%	\$ 3,717.53	\$ 3,765.79	1.30%
MGS-S Customer 2375	\$ 3,643.75	\$ 3,715.76	1.98%	\$ 13,904.17	\$ 13,976.18	0.52%
MGS-S Customer 2376	\$ 706.97	\$ 738.37	4.44%	\$ 862.37	\$ 893.77	3.64%
MGS-S Customer 2377	\$ 600.12	\$ 629.76	4.94%	\$ 600.12	\$ 629.76	4.94%
MGS-S Customer 2378	\$ 6,011.68	\$ 6,125.68	1.90%	\$ 22,127.43	\$ 22,241.43	0.52%
MGS-S Customer 2379	\$ 1,323.40	\$ 1,359.73	2.75%	\$ 2,679.94	\$ 2,716.27	1.36%
MGS-S Customer 2380	\$ 3,733.25	\$ 3,808.02	2.00%	\$ 11,210.66	\$ 11,285.43	0.67%
MGS-S Customer 2381	\$ 2,168.22	\$ 2,213.62	2.09%	\$ 16,994.85	\$ 17,040.24	0.27%
MGS-S Customer 2382	\$ 769.02	\$ 796.98	3.64%	\$ 812.33	\$ 840.29	3.44%
MGS-S Customer 2383	\$ 3,690.74	\$ 3,765.28	2.02%	\$ 8,434.97	\$ 8,509.51	0.88%
MGS-S Customer 2384	\$ 5,569.81	\$ 5,675.78	1.90%	\$ 11,209.86	\$ 11,315.83	0.95%
MGS-S Customer 2385	\$ 873.67	\$ 903.08	3.37%	\$ 1,522.69	\$ 1,552.10	1.93%
MGS-S Customer 2386	\$ 1,604.83	\$ 1,650.62	2.85%	\$ 2,225.17	\$ 2,270.96	2.06%
MGS-S Customer 2387	\$ 1,270.49	\$ 1,310.96	3.19%	\$ 1,718.41	\$ 1,758.87	2.35%
MGS-S Customer 2388	\$ 3,243.21	\$ 3,314.90	2.21%	\$ 8,483.80	\$ 8,555.49	0.85%
MGS-S Customer 2389	\$ 657.22	\$ 680.02	3.47%	\$ 10,273.88	\$ 10,296.68	0.22%
MGS-S Customer 2390	\$ 556.39	\$ 579.19	4.10%	\$ 5,230.58	\$ 5,253.37	0.44%
MGS-S Customer 2391	\$ 6,804.38	\$ 6,926.14	1.79%	\$ 18,870.62	\$ 18,992.38	0.65%
MGS-S Customer 2392	\$ 1,677.35	\$ 1,719.91	2.54%	\$ 2,942.82	\$ 2,985.38	1.45%
MGS-S Customer 2393	\$ 5,744.63	\$ 5,854.12	1.91%	\$ 21,918.88	\$ 22,028.37	0.50%
MGS-S Customer 2394	\$ 3,836.12	\$ 3,911.69	1.97%	\$ 13,150.43	\$ 13,226.01	0.57%
MGS-S Customer 2395	\$ 3,030.32	\$ 3,094.04	2.10%	\$ 7,865.96	\$ 7,929.68	0.81%
MGS-S Customer 2396	\$ 1,283.92	\$ 1,325.26	3.22%	\$ 1,775.25	\$ 1,816.59	2.33%
MGS-S Customer 2397	\$ 5,299.06	\$ 5,397.61	1.86%	\$ 18,866.61	\$ 18,965.16	0.52%

Customer	Delivery 7/22 Prices	Delivery 8/23 Prices	Delivery % Difference	Bundled 7/22 Prices	Bundled 8/23 Prices	Bundled % Difference
MGS-S Customer 2398	\$ 2,616.32	\$ 2,674.24	2.21%	\$ 6,889.78	\$ 6,947.70	0.84%
MGS-S Customer 2399	\$ 9,659.98	\$ 9,829.73	1.76%	\$ 42,129.14	\$ 42,298.89	0.40%
MGS-S Customer 2400	\$ 2,350.65	\$ 2,402.70	2.21%	\$ 7,918.04	\$ 7,970.08	0.66%
MGS-S Customer 2401	\$ 2,832.66	\$ 2,897.67	2.30%	\$ 8,437.86	\$ 8,502.87	0.77%
MGS-S Customer 2402	\$ 1,720.25	\$ 1,767.99	2.78%	\$ 2,952.24	\$ 2,999.98	1.62%
MGS-S Customer 2403	\$ 1,130.79	\$ 1,169.13	3.39%	\$ 1,697.54	\$ 1,735.88	2.26%
MGS-S Customer 2404	\$ 1,307.19	\$ 1,348.32	3.15%	\$ 2,074.70	\$ 2,115.83	1.98%
MGS-S Customer 2405	\$ 3,580.94	\$ 3,652.67	2.00%	\$ 11,994.74	\$ 12,066.48	0.60%
MGS-S Customer 2406	\$ 3,249.33	\$ 3,315.93	2.05%	\$ 11,689.64	\$ 11,756.24	0.57%
MGS-S Customer 2407	\$ 982.04	\$ 1,013.37	3.19%	\$ 1,498.17	\$ 1,529.50	2.09%
MGS-S Customer 2408	\$ 818.66	\$ 847.13	3.48%	\$ 1,694.38	\$ 1,722.85	1.68%
MGS-S Customer 2409	\$ 1,742.40	\$ 1,790.24	2.75%	\$ 3,940.83	\$ 3,988.67	1.21%
MGS-S Customer 2410	\$ 860.58	\$ 889.80	3.40%	\$ 1,371.68	\$ 1,400.90	2.13%
MGS-S Customer 2411	\$ 4,701.92	\$ 4,793.05	1.94%	\$ 11,678.86	\$ 11,769.99	0.78%
MGS-S Customer 2412	\$ 4,177.24	\$ 4,259.21	1.96%	\$ 11,449.44	\$ 11,531.41	0.72%
MGS-S Customer 2413	\$ 4,325.39	\$ 4,409.04	1.93%	\$ 14,077.68	\$ 14,161.33	0.59%
MGS-S Customer 2414	\$ 2,626.47	\$ 2,683.60	2.18%	\$ 7,228.10	\$ 7,285.23	0.79%
MGS-S Customer 2415	\$ 2,011.41	\$ 2,059.44	2.39%	\$ 3,764.55	\$ 3,812.59	1.28%
MGS-S Customer 2416	\$ 8,053.10	\$ 8,200.43	1.83%	\$ 26,344.43	\$ 26,491.76	0.56%
MGS-S Customer 2417	\$ 19,202.86	\$ 19,523.91	1.67%	\$ 64,954.04	\$ 65,275.08	0.49%
MGS-S Customer 2418	\$ 6,328.93	\$ 6,444.71	1.83%	\$ 17,819.28	\$ 17,935.06	0.65%
MGS-S Customer 2419	\$ 606.23	\$ 631.43	4.16%	\$ 644.39	\$ 669.59	3.91%
MGS-S Customer 2420	\$ 1,407.45	\$ 1,449.84	3.01%	\$ 3,074.90	\$ 3,117.29	1.38%
MGS-S Customer 2421	\$ 2,431.16	\$ 2,489.31	2.39%	\$ 7,326.21	\$ 7,384.37	0.79%
MGS-S Customer 2422	\$ 461.04	\$ 483.84	4.95%	\$ 461.04	\$ 483.84	4.95%
MGS-S Customer 2423	\$ 539.03	\$ 563.04	4.45%	\$ 676.15	\$ 700.16	3.55%
MGS-S Customer 2424	\$ 2,234.23	\$ 2,284.82	2.26%	\$ 6,537.63	\$ 6,588.22	0.77%
MGS-S Customer 2425	\$ 853.81	\$ 887.55	3.95%	\$ 995.50	\$ 1,029.24	3.39%
MGS-S Customer 2426	\$ 523.04	\$ 546.82	4.55%	\$ 571.03	\$ 594.81	4.16%
MGS-S Customer 2427	\$ 3,276.57	\$ 3,343.72	2.05%	\$ 9,783.20	\$ 9,850.35	0.69%
MGS-S Customer 2428	\$ 709.87	\$ 741.26	4.42%	\$ 735.92	\$ 767.31	4.27%
MGS-S Customer 2429	\$ 534.05	\$ 558.03	4.49%	\$ 619.86	\$ 643.84	3.87%
MGS-S Customer 2430	\$ 1,172.20	\$ 1,206.95	2.96%	\$ 13,659.05	\$ 13,693.80	0.25%
MGS-S Customer 2431	\$ 7,356.82	\$ 7,489.15	1.80%	\$ 22,549.32	\$ 22,681.65	0.59%
MGS-S Customer 2432	\$ 4,227.67	\$ 4,316.13	2.09%	\$ 8,862.21	\$ 8,950.66	1.00%
MGS-S Customer 2433	\$ 2,763.00	\$ 2,827.60	2.34%	\$ 4,778.62	\$ 4,843.21	1.35%
MGS-S Customer 2434	\$ 822.95	\$ 856.08	4.03%	\$ 1,097.18	\$ 1,130.31	3.02%
MGS-S Customer 2435	\$ 2,047.32	\$ 2,100.22	2.58%	\$ 4,937.73	\$ 4,990.63	1.07%
MGS-S Customer 2436	\$ 7,013.62	\$ 7,138.95	1.79%	\$ 24,163.92	\$ 24,289.24	0.52%
MGS-S Customer 2437	\$ 4,577.85	\$ 4,665.18	1.91%	\$ 16,717.33	\$ 16,804.67	0.52%

Customer	Delivery 7/22 Prices	Delivery 8/23 Prices	Delivery % Difference	Bundled 7/22 Prices	Bundled 8/23 Prices	Bundled % Difference
MGS-S Customer 2438	\$ 1,907.79	\$ 1,958.36	2.65%	\$ 4,413.94	\$ 4,464.51	1.15%
MGS-S Customer 2439	\$ 4,400.83	\$ 4,489.67	2.02%	\$ 17,728.54	\$ 17,817.38	0.50%
MGS-S Customer 2440	\$ 1,387.13	\$ 1,424.31	2.68%	\$ 3,744.96	\$ 3,782.14	0.99%
MGS-S Customer 2441	\$ 5,281.59	\$ 5,385.55	1.97%	\$ 16,643.97	\$ 16,747.93	0.62%
MGS-S Customer 2442	\$ 17,428.42	\$ 17,711.55	1.62%	\$ 62,416.31	\$ 62,699.44	0.45%
MGS-S Customer 2443	\$ 2,456.03	\$ 2,515.15	2.41%	\$ 6,976.30	\$ 7,035.42	0.85%
MGS-S Customer 2444	\$ 4,109.91	\$ 4,195.12	2.07%	\$ 11,633.03	\$ 11,718.24	0.73%
MGS-S Customer 2445	\$ 6,328.97	\$ 6,449.44	1.90%	\$ 18,047.86	\$ 18,168.32	0.67%
MGS-S Customer 2446	\$ 4,077.37	\$ 4,163.19	2.10%	\$ 9,412.80	\$ 9,498.62	0.91%
MGS-S Customer 2447	\$ 2,560.09	\$ 2,620.38	2.35%	\$ 7,057.51	\$ 7,117.80	0.85%
MGS-S Customer 2448	\$ 2,975.00	\$ 3,043.32	2.30%	\$ 5,550.73	\$ 5,619.05	1.23%
MGS-S Customer 2449	\$ 23,886.03	\$ 24,277.73	1.64%	\$ 78,760.01	\$ 79,151.71	0.50%
MGS-S Customer 2450	\$ 16,401.00	\$ 16,691.33	1.77%	\$ 41,493.30	\$ 41,783.63	0.70%
MGS-S Customer 2451	\$ 1,564.75	\$ 1,609.86	2.88%	\$ 2,935.69	\$ 2,980.80	1.54%
MGS-S Customer 2452	\$ 1,355.30	\$ 1,397.21	3.09%	\$ 3,073.82	\$ 3,115.74	1.36%
MGS-S Customer 2453	\$ 1,717.96	\$ 1,761.10	2.51%	\$ 3,191.74	\$ 3,234.87	1.35%
MGS-S Customer 2454	\$ 880.66	\$ 914.96	3.89%	\$ 1,259.44	\$ 1,293.74	2.72%
MGS-S Customer 2455	\$ 8,893.73	\$ 9,054.09	1.80%	\$ 31,755.60	\$ 31,915.96	0.50%
MGS-S Customer 2456	\$ 2,996.60	\$ 3,065.11	2.29%	\$ 6,891.85	\$ 6,960.36	0.99%
MGS-S Customer 2457	\$ 2,696.40	\$ 2,759.53	2.34%	\$ 5,950.63	\$ 6,013.76	1.06%
MGS-S Customer 2458	\$ 796.60	\$ 829.39	4.12%	\$ 928.69	\$ 961.48	3.53%
MGS-S Customer 2459	\$ 1,733.68	\$ 1,781.55	2.76%	\$ 2,817.01	\$ 2,864.88	1.70%
MGS-S Customer 2460	\$ 1,534.56	\$ 1,579.24	2.91%	\$ 3,152.99	\$ 3,197.67	1.42%
MGS-S Customer 2461	\$ 1,071.56	\$ 1,108.49	3.45%	\$ 1,670.30	\$ 1,707.23	2.21%
MGS-S Customer 2462	\$ 3,025.57	\$ 3,089.04	2.10%	\$ 8,997.33	\$ 9,060.80	0.71%
MGS-S Customer 2463	\$ 2,340.83	\$ 2,396.94	2.40%	\$ 6,984.50	\$ 7,040.62	0.80%
MGS-S Customer 2464	\$ 2,133.72	\$ 2,187.97	2.54%	\$ 4,849.88	\$ 4,904.13	1.12%
MGS-S Customer 2465	\$ 2,248.99	\$ 2,304.96	2.49%	\$ 5,369.76	\$ 5,425.73	1.04%
MGS-S Customer 2466	\$ 3,401.07	\$ 3,475.28	2.18%	\$ 10,613.39	\$ 10,687.60	0.70%
MGS-S Customer 2467	\$ 3,540.65	\$ 3,618.02	2.19%	\$ 7,023.41	\$ 7,100.78	1.10%
MGS-S Customer 2468	\$ 2,503.86	\$ 2,563.95	2.40%	\$ 6,580.79	\$ 6,640.88	0.91%
MGS-S Customer 2469	\$ 1,290.73	\$ 1,326.56	2.78%	\$ 3,034.51	\$ 3,070.34	1.18%
MGS-S Customer 2470	\$ 1,433.26	\$ 1,476.02	2.98%	\$ 3,098.43	\$ 3,141.18	1.38%
MGS-S Customer 2471	\$ 5,639.71	\$ 5,747.93	1.92%	\$ 22,687.85	\$ 22,796.07	0.48%
MGS-S Customer 2472	\$ 4,599.84	\$ 4,693.14	2.03%	\$ 14,006.02	\$ 14,099.33	0.67%
MGS-S Customer 2473	\$ 1,122.52	\$ 1,160.63	3.40%	\$ 1,616.14	\$ 1,654.25	2.36%
MGS-S Customer 2474	\$ 3,637.61	\$ 3,715.66	2.15%	\$ 10,082.09	\$ 10,160.13	0.77%
MGS-S Customer 2475	\$ 1,123.24	\$ 1,161.14	3.37%	\$ 1,507.17	\$ 1,545.07	2.51%
MGS-S Customer 2476	\$ 1,908.34	\$ 1,960.04	2.71%	\$ 2,511.65	\$ 2,563.35	2.06%
MGS-S Customer 2477	\$ 2,683.85	\$ 2,741.05	2.13%	\$ 9,479.12	\$ 9,536.31	0.60%

Internal Use

Customer	Delivery 7/22 Prices	Delivery 8/23 Prices	Delivery % Difference	Bundled 7/22 Prices	Bundled 8/23 Prices	Bundled % Difference
MGS-S Customer 2478	\$ 1,974.09	\$ 2,025.59	2.61%	\$ 2,682.52	\$ 2,734.02	1.92%
MGS-S Customer 2479	\$ 2,527.37	\$ 2,587.32	2.37%	\$ 6,814.54	\$ 6,874.49	0.88%
MGS-S Customer 2480	\$ 2,086.32	\$ 2,140.09	2.58%	\$ 4,216.19	\$ 4,269.96	1.28%
MGS-S Customer 2481	\$ 5,471.98	\$ 5,577.64	1.93%	\$ 17,736.24	\$ 17,841.90	0.60%
MGS-S Customer 2482	\$ 1,052.16	\$ 1,084.16	3.04%	\$ 2,379.67	\$ 2,411.68	1.35%
MGS-S Customer 2483	\$ 735.22	\$ 762.54	3.72%	\$ 868.22	\$ 895.54	3.15%
MGS-S Customer 2484	\$ 604.40	\$ 627.20	3.77%	\$ 7,631.73	\$ 7,654.53	0.30%
MGS-S Customer 2485	\$ 1,956.13	\$ 2,002.31	2.36%	\$ 5,766.03	\$ 5,812.20	0.80%
MGS-S Customer 2486	\$ 4,425.75	\$ 4,516.78	2.06%	\$ 8,383.84	\$ 8,474.87	1.09%
MGS-S Customer 2487	\$ 795.50	\$ 828.34	4.13%	\$ 908.96	\$ 941.80	3.61%
MGS-S Customer 2488	\$ 1,180.91	\$ 1,219.81	3.29%	\$ 2,348.79	\$ 2,387.70	1.66%
MGS-S Customer 2489	\$ 1,865.35	\$ 1,914.78	2.65%	\$ 4,982.92	\$ 5,032.35	0.99%
MGS-S Customer 2490	\$ 1,677.35	\$ 1,723.88	2.77%	\$ 3,843.79	\$ 3,890.32	1.21%
MGS-S Customer 2491	\$ 3,417.03	\$ 3,485.66	2.01%	\$ 11,574.77	\$ 11,643.40	0.59%
MGS-S Customer 2492	\$ 2,374.35	\$ 2,427.35	2.23%	\$ 6,244.23	\$ 6,297.23	0.85%
MGS-S Customer 2493	\$ 2,179.07	\$ 2,233.55	2.50%	\$ 5,763.06	\$ 5,817.54	0.95%
MGS-S Customer 2494	\$ 1,761.12	\$ 1,804.30	2.45%	\$ 4,360.85	\$ 4,404.03	0.99%
MGS-S Customer 2495	\$ 16,506.19	\$ 16,767.75	1.58%	\$ 76,791.70	\$ 77,053.26	0.34%
MGS-S Customer 2496	\$ 2,977.01	\$ 3,040.21	2.12%	\$ 8,887.87	\$ 8,951.07	0.71%
MGS-S Customer 2497	\$ 1,253.78	\$ 1,293.97	3.21%	\$ 1,740.31	\$ 1,780.50	2.31%
MGS-S Customer 2498	\$ 843.20	\$ 876.93	4.00%	\$ 1,070.70	\$ 1,104.43	3.15%
MGS-S Customer 2499	\$ 2,551.55	\$ 2,611.12	2.33%	\$ 8,926.67	\$ 8,986.23	0.67%
MGS-S Customer 2500	\$ 2,499.02	\$ 2,554.77	2.23%	\$ 5,259.98	\$ 5,315.72	1.06%
MGS-S Customer 2501	\$ 1,923.26	\$ 1,973.83	2.63%	\$ 5,402.02	\$ 5,452.59	0.94%
MGS-S Customer 2502	\$ 509.95	\$ 533.52	4.62%	\$ 581.48	\$ 605.05	4.05%
MGS-S Customer 2503	\$ 12,084.88	\$ 12,285.45	1.66%	\$ 54,179.62	\$ 54,380.18	0.37%
MGS-S Customer 2504	\$ 8,703.27	\$ 8,858.39	1.78%	\$ 29,407.85	\$ 29,562.97	0.53%
MGS-S Customer 2505	\$ 5,533.95	\$ 5,638.47	1.89%	\$ 19,199.88	\$ 19,304.40	0.54%
MGS-S Customer 2506	\$ 1,670.66	\$ 1,712.35	2.50%	\$ 4,572.39	\$ 4,614.08	0.91%
MGS-S Customer 2507	\$ 1,090.20	\$ 1,127.38	3.41%	\$ 2,603.06	\$ 2,640.23	1.43%
MGS-S Customer 2508	\$ 1,935.79	\$ 1,982.19	2.40%	\$ 3,967.74	\$ 4,014.14	1.17%
MGS-S Customer 2509	\$ 5,208.29	\$ 5,310.60	1.96%	\$ 14,257.97	\$ 14,360.28	0.72%
MGS-S Customer 2510	\$ 9,957.42	\$ 10,128.13	1.71%	\$ 33,870.52	\$ 34,041.23	0.50%
MGS-S Customer 2511	\$ 1,611.64	\$ 1,656.98	2.81%	\$ 4,908.37	\$ 4,953.72	0.92%
MGS-S Customer 2512	\$ 667.95	\$ 694.03	3.90%	\$ 895.22	\$ 921.30	2.91%
MGS-S Customer 2513	\$ 845.83	\$ 879.31	3.96%	\$ 1,188.62	\$ 1,222.10	2.82%
MGS-S Customer 2514	\$ 3,596.13	\$ 3,671.66	2.10%	\$ 10,621.06	\$ 10,696.59	0.71%
MGS-S Customer 2515	\$ 25,043.34	\$ 25,449.05	1.62%	\$ 102,445.55	\$ 102,851.26	0.40%
MGS-S Customer 2516	\$ 5,391.94	\$ 5,491.04	1.84%	\$ 19,585.32	\$ 19,684.42	0.51%
MGS-S Customer 2517	\$ 5,138.50	\$ 5,233.74	1.85%	\$ 18,143.08	\$ 18,238.32	0.52%

Customer	Delivery 7/22 Prices	Delivery 8/23 Prices	Delivery % Difference	Bundled 7/22 Prices	Bundled 8/23 Prices	Bundled % Difference
MGS-S Customer 2518	\$ 461.04	\$ 483.84	4.95%	\$ 461.04	\$ 483.84	4.95%
MGS-S Customer 2519	\$ 3,779.34	\$ 3,852.21	1.93%	\$ 13,869.63	\$ 13,942.49	0.53%
MGS-S Customer 2520	\$ 2,531.03	\$ 2,591.23	2.38%	\$ 6,252.26	\$ 6,312.45	0.96%
MGS-S Customer 2521	\$ 1,984.54	\$ 2,035.89	2.59%	\$ 4,425.90	\$ 4,477.25	1.16%
MGS-S Customer 2522	\$ 690.35	\$ 721.42	4.50%	\$ 800.04	\$ 831.11	3.88%
MGS-S Customer 2523	\$ 1,715.94	\$ 1,762.95	2.74%	\$ 3,476.05	\$ 3,523.07	1.35%
MGS-S Customer 2524	\$ 899.70	\$ 934.15	3.83%	\$ 1,247.06	\$ 1,281.51	2.76%
MGS-S Customer 2525	\$ 1,983.81	\$ 2,030.34	2.35%	\$ 5,693.61	\$ 5,740.14	0.82%
MGS-S Customer 2526	\$ 800.04	\$ 833.15	4.14%	\$ 997.04	\$ 1,030.14	3.32%
MGS-S Customer 2527	\$ 2,070.80	\$ 2,119.45	2.35%	\$ 5,215.56	\$ 5,264.21	0.93%
MGS-S Customer 2528	\$ 1,804.03	\$ 1,847.89	2.43%	\$ 5,036.09	\$ 5,079.95	0.87%
MGS-S Customer 2529	\$ 600.12	\$ 629.76	4.94%	\$ 600.12	\$ 629.76	4.94%
MGS-S Customer 2530	\$ 2,284.30	\$ 2,335.15	2.23%	\$ 6,370.26	\$ 6,421.10	0.80%
MGS-S Customer 2531	\$ 2,287.78	\$ 2,338.30	2.21%	\$ 7,382.34	\$ 7,432.86	0.68%
MGS-S Customer 2532	\$ 676.08	\$ 702.28	3.88%	\$ 839.02	\$ 865.22	3.12%
MGS-S Customer 2533	\$ 1,583.90	\$ 1,628.95	2.84%	\$ 2,854.52	\$ 2,899.56	1.58%
MGS-S Customer 2534	\$ 954.29	\$ 989.37	3.68%	\$ 2,064.93	\$ 2,100.01	1.70%
MGS-S Customer 2535	\$ 1,025.26	\$ 1,061.44	3.53%	\$ 1,935.72	\$ 1,971.89	1.87%
MGS-S Customer 2536	\$ 1,894.09	\$ 1,942.91	2.58%	\$ 6,887.41	\$ 6,936.23	0.71%
MGS-S Customer 2537	\$ 4,518.81	\$ 4,610.32	2.03%	\$ 8,092.98	\$ 8,184.49	1.13%
MGS-S Customer 2538	\$ 10,266.90	\$ 10,440.68	1.69%	\$ 44,865.94	\$ 45,039.72	0.39%
MGS-S Customer 2539	\$ 2,308.72	\$ 2,364.58	2.42%	\$ 6,146.38	\$ 6,202.24	0.91%
MGS-S Customer 2540	\$ 1,446.42	\$ 1,486.62	2.78%	\$ 5,011.45	\$ 5,051.65	0.80%
MGS-S Customer 2541	\$ 12,924.43	\$ 13,141.03	1.68%	\$ 47,317.79	\$ 47,534.39	0.46%
MGS-S Customer 2542	\$ 1,659.51	\$ 1,705.51	2.77%	\$ 3,754.77	\$ 3,800.76	1.22%
MGS-S Customer 2543	\$ 1,290.06	\$ 1,330.56	3.14%	\$ 2,015.86	\$ 2,056.36	2.01%
MGS-S Customer 2544	\$ 1,556.66	\$ 1,601.85	2.90%	\$ 1,556.66	\$ 1,601.85	2.90%
MGS-S Customer 2545	\$ 12,565.97	\$ 12,776.24	1.67%	\$ 48,696.15	\$ 48,906.41	0.43%
MGS-S Customer 2546	\$ 1,990.23	\$ 2,041.53	2.58%	\$ 4,133.82	\$ 4,185.12	1.24%
MGS-S Customer 2547	\$ 1,747.93	\$ 1,795.23	2.71%	\$ 4,184.03	\$ 4,231.33	1.13%
MGS-S Customer 2548	\$ 8,661.20	\$ 8,810.25	1.72%	\$ 39,910.02	\$ 40,059.08	0.37%
MGS-S Customer 2549	\$ 5,968.25	\$ 6,078.29	1.84%	\$ 24,087.03	\$ 24,197.08	0.46%
MGS-S Customer 2550	\$ 1,196.47	\$ 1,235.26	3.24%	\$ 2,549.35	\$ 2,588.14	1.52%
MGS-S Customer 2551	\$ 2,522.51	\$ 2,581.57	2.34%	\$ 7,120.48	\$ 7,179.54	0.83%
MGS-S Customer 2552	\$ 716.80	\$ 746.44	4.14%	\$ 6,436.38	\$ 6,466.02	0.46%
MGS-S Customer 2553	\$ 2,003.71	\$ 2,051.10	2.37%	\$ 2,703.00	\$ 2,750.39	1.75%
MGS-S Customer 2554	\$ 2,635.48	\$ 2,696.80	2.33%	\$ 5,866.86	\$ 5,928.18	1.05%
MGS-S Customer 2555	\$ 1,222.93	\$ 1,262.17	3.21%	\$ 2,498.12	\$ 2,537.35	1.57%
MGS-S Customer 2556	\$ 699.95	\$ 731.16	4.46%	\$ 817.64	\$ 848.85	3.82%
MGS-S Customer 2557	\$ 1,695.34	\$ 1,741.60	2.73%	\$ 4,742.53	\$ 4,788.78	0.98%

Customer	Delivery 7/22 Prices	Delivery 8/23 Prices	Delivery % Difference	Bundled 7/22 Prices	Bundled 8/23 Prices	Bundled % Difference
MGS-S Customer 2558	\$ 1,096.13	\$ 1,133.35	3.40%	\$ 2,284.13	\$ 2,321.35	1.63%
MGS-S Customer 2559	\$ 1,233.41	\$ 1,272.81	3.19%	\$ 2,554.19	\$ 2,593.58	1.54%
MGS-S Customer 2560	\$ 8,040.30	\$ 8,182.70	1.77%	\$ 29,156.23	\$ 29,298.63	0.49%
MGS-S Customer 2561	\$ 985.18	\$ 1,020.80	3.62%	\$ 1,642.31	\$ 1,677.93	2.17%
MGS-S Customer 2562	\$ 493.51	\$ 516.83	4.73%	\$ 512.71	\$ 536.03	4.55%
MGS-S Customer 2563	\$ 1,475.60	\$ 1,518.82	2.93%	\$ 3,025.02	\$ 3,068.24	1.43%
MGS-S Customer 2564	\$ 1,763.85	\$ 1,811.26	2.69%	\$ 4,680.66	\$ 4,728.07	1.01%
MGS-S Customer 2565	\$ 2,636.05	\$ 2,695.54	2.26%	\$ 7,503.68	\$ 7,563.17	0.79%
MGS-S Customer 2566	\$ 1,094.54	\$ 1,127.33	3.00%	\$ 1,701.51	\$ 1,734.30	1.93%
MGS-S Customer 2567	\$ 1,516.66	\$ 1,555.91	2.59%	\$ 3,134.64	\$ 3,173.88	1.25%
MGS-S Customer 2568	\$ 2,089.23	\$ 2,136.82	2.28%	\$ 6,359.15	\$ 6,406.74	0.75%
MGS-S Customer 2569	\$ 2,027.80	\$ 2,074.44	2.30%	\$ 6,182.43	\$ 6,229.07	0.75%
MGS-S Customer 2570	\$ 1,676.06	\$ 1,717.65	2.48%	\$ 3,984.19	\$ 4,025.78	1.04%
MGS-S Customer 2571	\$ 1,904.51	\$ 1,949.48	2.36%	\$ 5,076.47	\$ 5,121.44	0.89%
MGS-S Customer 2572	\$ 649.49	\$ 672.29	3.51%	\$ 9,887.02	\$ 9,909.82	0.23%
MGS-S Customer 2573	\$ 1,014.31	\$ 1,045.94	3.12%	\$ 1,250.27	\$ 1,281.89	2.53%
MGS-S Customer 2574	\$ 3,116.75	\$ 3,184.87	2.19%	\$ 9,212.49	\$ 9,280.61	0.74%
MGS-S Customer 2575	\$ 1,564.48	\$ 1,604.54	2.56%	\$ 3,054.48	\$ 3,094.54	1.31%
MGS-S Customer 2576	\$ 10,039.12	\$ 10,210.72	1.71%	\$ 40,113.31	\$ 40,284.92	0.43%
MGS-S Customer 2577	\$ 6,687.12	\$ 6,809.18	1.83%	\$ 16,646.34	\$ 16,768.40	0.73%
MGS-S Customer 2578	\$ 672.34	\$ 698.37	3.87%	\$ 1,193.39	\$ 1,219.41	2.18%
MGS-S Customer 2579	\$ 1,212.67	\$ 1,252.05	3.25%	\$ 1,545.75	\$ 1,585.13	2.55%
MGS-S Customer 2580	\$ 1,940.54	\$ 1,986.31	2.36%	\$ 4,480.05	\$ 4,525.82	1.02%
MGS-S Customer 2581	\$ 1,182.52	\$ 1,220.86	3.24%	\$ 3,233.90	\$ 3,272.24	1.19%
MGS-S Customer 2582	\$ 1,260.02	\$ 1,299.73	3.15%	\$ 2,904.84	\$ 2,944.56	1.37%
MGS-S Customer 2583	\$ 1,481.21	\$ 1,519.57	2.59%	\$ 4,082.20	\$ 4,120.55	0.94%
MGS-S Customer 2584	\$ 3,258.73	\$ 3,324.92	2.03%	\$ 8,168.18	\$ 8,234.37	0.81%
MGS-S Customer 2585	\$ 1,378.61	\$ 1,415.50	2.68%	\$ 3,433.30	\$ 3,470.19	1.07%
MGS-S Customer 2586	\$ 580.17	\$ 604.77	4.24%	\$ 949.24	\$ 973.84	2.59%
MGS-S Customer 2587	\$ 2,145.91	\$ 2,199.49	2.50%	\$ 4,958.05	\$ 5,011.63	1.08%
MGS-S Customer 2588	\$ 1,701.72	\$ 1,748.30	2.74%	\$ 4,073.94	\$ 4,120.53	1.14%
MGS-S Customer 2589	\$ 1,015.83	\$ 1,051.80	3.54%	\$ 2,085.33	\$ 2,121.31	1.73%
MGS-S Customer 2590	\$ 1,170.06	\$ 1,208.42	3.28%	\$ 2,530.02	\$ 2,568.39	1.52%
MGS-S Customer 2591	\$ 15,392.99	\$ 15,639.57	1.60%	\$ 64,014.47	\$ 64,261.05	0.39%
MGS-S Customer 2592	\$ 2,270.03	\$ 2,325.21	2.43%	\$ 6,310.40	\$ 6,365.57	0.87%
MGS-S Customer 2593	\$ 4,633.77	\$ 4,726.39	2.00%	\$ 10,420.08	\$ 10,512.70	0.89%
MGS-S Customer 2594	\$ 1,261.35	\$ 1,301.26	3.16%	\$ 2,393.82	\$ 2,433.73	1.67%
MGS-S Customer 2595	\$ 1,557.55	\$ 1,596.88	2.53%	\$ 4,916.33	\$ 4,955.66	0.80%
MGS-S Customer 2596	\$ 2,521.04	\$ 2,580.46	2.36%	\$ 5,935.24	\$ 5,994.66	1.00%
MGS-S Customer 2597	\$ 3,648.71	\$ 3,720.55	1.97%	\$ 10,465.45	\$ 10,537.29	0.69%

Customer	Delivery 7/22 Prices	Delivery 8/23 Prices	Delivery % Difference	Bundled 7/22 Prices	Bundled 8/23 Prices	Bundled % Difference
MGS-S Customer 2598	\$ 1,230.10	\$ 1,265.20	2.85%	\$ 1,431.54	\$ 1,466.65	2.45%
MGS-S Customer 2599	\$ 720.04	\$ 751.53	4.37%	\$ 959.42	\$ 990.91	3.28%
MGS-S Customer 2600	\$ 1,994.15	\$ 2,040.50	2.32%	\$ 5,406.41	\$ 5,452.76	0.86%
MGS-S Customer 2601	\$ 2,381.88	\$ 2,438.61	2.38%	\$ 7,187.81	\$ 7,244.54	0.79%
MGS-S Customer 2602	\$ 1,103.30	\$ 1,135.84	2.95%	\$ 2,922.38	\$ 2,954.92	1.11%
MGS-S Customer 2603	\$ 3,200.08	\$ 3,269.67	2.17%	\$ 8,904.58	\$ 8,974.17	0.78%
MGS-S Customer 2604	\$ 913.27	\$ 947.79	3.78%	\$ 1,402.32	\$ 1,436.84	2.46%
MGS-S Customer 2605	\$ 1,634.95	\$ 1,680.68	2.80%	\$ 3,330.74	\$ 3,376.47	1.37%
MGS-S Customer 2606	\$ 1,813.81	\$ 1,862.24	2.67%	\$ 4,049.03	\$ 4,097.47	1.20%
MGS-S Customer 2607	\$ 6,255.36	\$ 6,369.72	1.83%	\$ 25,268.83	\$ 25,383.19	0.45%
MGS-S Customer 2608	\$ 2,418.99	\$ 2,476.48	2.38%	\$ 6,710.73	\$ 6,768.22	0.86%
MGS-S Customer 2609	\$ 1,017.86	\$ 1,054.00	3.55%	\$ 1,682.30	\$ 1,718.44	2.15%
MGS-S Customer 2610	\$ 1,100.79	\$ 1,133.63	2.98%	\$ 1,867.84	\$ 1,900.68	1.76%
MGS-S Customer 2611	\$ 1,052.27	\$ 1,089.03	3.49%	\$ 1,509.32	\$ 1,546.08	2.44%
MGS-S Customer 2612	\$ 1,099.39	\$ 1,136.68	3.39%	\$ 2,264.65	\$ 2,301.94	1.65%
MGS-S Customer 2613	\$ 546.46	\$ 570.60	4.42%	\$ 667.35	\$ 691.49	3.62%
MGS-S Customer 2614	\$ 2,965.04	\$ 3,031.20	2.23%	\$ 7,133.38	\$ 7,199.54	0.93%
MGS-S Customer 2615	\$ 2,354.92	\$ 2,411.20	2.39%	\$ 7,184.73	\$ 7,241.01	0.78%
MGS-S Customer 2616	\$ 731.08	\$ 758.14	3.70%	\$ 971.72	\$ 998.78	2.78%
MGS-S Customer 2617	\$ 2,145.25	\$ 2,194.39	2.29%	\$ 4,443.90	\$ 4,493.03	1.11%
MGS-S Customer 2618	\$ 2,095.34	\$ 2,143.27	2.29%	\$ 5,626.20	\$ 5,674.13	0.85%
MGS-S Customer 2619	\$ 891.72	\$ 921.03	3.29%	\$ 2,168.50	\$ 2,197.81	1.35%
MGS-S Customer 2620	\$ 658.55	\$ 689.09	4.64%	\$ 787.56	\$ 818.09	3.88%
MGS-S Customer 2621	\$ 480.45	\$ 503.55	4.81%	\$ 502.84	\$ 525.95	4.60%
MGS-S Customer 2622	\$ 1,269.59	\$ 1,305.08	2.80%	\$ 2,229.40	\$ 2,264.89	1.59%
MGS-S Customer 2623	\$ 1,045.99	\$ 1,082.68	3.51%	\$ 1,421.80	\$ 1,458.49	2.58%
MGS-S Customer 2624	\$ 1,181.44	\$ 1,215.42	2.88%	\$ 2,427.71	\$ 2,461.69	1.40%
MGS-S Customer 2625	\$ 642.52	\$ 672.83	4.72%	\$ 680.57	\$ 710.88	4.45%
MGS-S Customer 2626	\$ 687.41	\$ 718.45	4.52%	\$ 709.92	\$ 740.96	4.37%
MGS-S Customer 2627	\$ 1,667.90	\$ 1,714.17	2.77%	\$ 3,340.72	\$ 3,386.99	1.39%
MGS-S Customer 2628	\$ 1,466.63	\$ 1,504.80	2.60%	\$ 3,922.95	\$ 3,961.13	0.97%
MGS-S Customer 2629	\$ 840.25	\$ 873.57	3.97%	\$ 1,399.22	\$ 1,432.55	2.38%
MGS-S Customer 2630	\$ 885.41	\$ 919.55	3.86%	\$ 1,164.33	\$ 1,198.47	2.93%
MGS-S Customer 2631	\$ 1,496.70	\$ 1,540.08	2.90%	\$ 3,553.44	\$ 3,596.83	1.22%
MGS-S Customer 2632	\$ 8,183.86	\$ 8,326.65	1.74%	\$ 28,586.78	\$ 28,729.57	0.50%
MGS-S Customer 2633	\$ 1,504.44	\$ 1,547.97	2.89%	\$ 3,501.76	\$ 3,545.30	1.24%
MGS-S Customer 2634	\$ 1,495.57	\$ 1,538.90	2.90%	\$ 3,672.75	\$ 3,716.08	1.18%
MGS-S Customer 2635	\$ 1,604.85	\$ 1,650.17	2.82%	\$ 3,053.71	\$ 3,099.03	1.48%
MGS-S Customer 2636	\$ 1,143.65	\$ 1,181.47	3.31%	\$ 2,862.18	\$ 2,900.00	1.32%
MGS-S Customer 2637	\$ 1,079.35	\$ 1,115.72	3.37%	\$ 2,418.52	\$ 2,454.89	1.50%

Internal Use

Customer	Delivery 7/22 Prices	Delivery 8/23 Prices	Delivery % Difference	Bundled 7/22 Prices	Bundled 8/23 Prices	Bundled % Difference
MGS-S Customer 2638	\$ 1,683.83	\$ 1,730.69	2.78%	\$ 2,308.73	\$ 2,355.60	2.03%
MGS-S Customer 2639	\$ 638.76	\$ 664.36	4.01%	\$ 815.53	\$ 841.13	3.14%
MGS-S Customer 2640	\$ 1,090.27	\$ 1,122.79	2.98%	\$ 2,307.07	\$ 2,339.58	1.41%
MGS-S Customer 2641	\$ 867.33	\$ 901.14	3.90%	\$ 1,254.69	\$ 1,288.49	2.69%
MGS-S Customer 2642	\$ 777.46	\$ 809.71	4.15%	\$ 1,528.06	\$ 1,560.31	2.11%
MGS-S Customer 2643	\$ 600.12	\$ 629.76	4.94%	\$ 600.12	\$ 629.76	4.94%
MGS-S Customer 2644	\$ 600.12	\$ 629.76	4.94%	\$ 600.12	\$ 629.76	4.94%
MGS-S Customer 2645	\$ 704.37	\$ 735.65	4.44%	\$ 841.49	\$ 872.77	3.72%
MGS-S Customer 2646	\$ 1,003.66	\$ 1,034.86	3.11%	\$ 2,004.61	\$ 2,035.81	1.56%
MGS-S Customer 2647	\$ 939.81	\$ 974.72	3.71%	\$ 1,530.56	\$ 1,565.46	2.28%
MGS-S Customer 2648	\$ 461.04	\$ 483.84	4.95%	\$ 461.04	\$ 483.84	4.95%
MGS-S Customer 2649	\$ 936.89	\$ 967.04	3.22%	\$ 1,883.00	\$ 1,913.14	1.60%
MGS-S Customer 2650	\$ 1,904.75	\$ 1,954.33	2.60%	\$ 5,087.22	\$ 5,136.80	0.97%
MGS-S Customer 2651	\$ 1,252.69	\$ 1,292.68	3.19%	\$ 1,712.15	\$ 1,752.13	2.34%
MGS-S Customer 2652	\$ 1,118.89	\$ 1,152.06	2.96%	\$ 1,785.97	\$ 1,819.13	1.86%
MGS-S Customer 2653	\$ 1,339.87	\$ 1,380.98	3.07%	\$ 2,642.48	\$ 2,683.59	1.56%
MGS-S Customer 2654	\$ 1,150.18	\$ 1,188.23	3.31%	\$ 2,501.47	\$ 2,539.51	1.52%
MGS-S Customer 2655	\$ 914.61	\$ 949.09	3.77%	\$ 1,586.48	\$ 1,620.96	2.17%
MGS-S Customer 2656	\$ 1,321.90	\$ 1,362.89	3.10%	\$ 2,109.41	\$ 2,150.40	1.94%
MGS-S Customer 2657	\$ 753.27	\$ 780.50	3.61%	\$ 1,584.54	\$ 1,611.77	1.72%
MGS-S Customer 2658	\$ 475.41	\$ 498.44	4.84%	\$ 485.01	\$ 508.04	4.75%
MGS-S Customer 2659	\$ 470.96	\$ 493.91	4.87%	\$ 481.70	\$ 504.65	4.76%
MGS-S Customer 2660	\$ 538.89	\$ 562.89	4.45%	\$ 720.34	\$ 744.34	3.33%
MGS-S Customer 2661	\$ 835.55	\$ 868.94	4.00%	\$ 937.59	\$ 970.98	3.56%
MGS-S Customer 2662	\$ 485.27	\$ 508.46	4.78%	\$ 502.98	\$ 526.17	4.61%
MGS-S Customer 2663	\$ 1,077.47	\$ 1,109.73	2.99%	\$ 2,441.77	\$ 2,474.04	1.32%
MGS-S Customer 2664	\$ 1,064.14	\$ 1,096.25	3.02%	\$ 2,257.85	\$ 2,289.96	1.42%
MGS-S Customer 2665	\$ 571.71	\$ 596.28	4.30%	\$ 599.25	\$ 623.82	4.10%
MGS-S Customer 2666	\$ 3,099.58	\$ 3,168.22	2.21%	\$ 6,774.30	\$ 6,842.94	1.01%
MGS-S Customer 2667	\$ 802.15	\$ 834.90	4.08%	\$ 1,234.30	\$ 1,267.05	2.65%
MGS-S Customer 2668	\$ 940.16	\$ 975.17	3.72%	\$ 1,255.42	\$ 1,290.42	2.79%
MGS-S Customer 2669	\$ 990.53	\$ 1,026.15	3.60%	\$ 1,917.09	\$ 1,952.71	1.86%
MGS-S Customer 2670	\$ 1,054.44	\$ 1,086.55	3.05%	\$ 1,772.58	\$ 1,804.70	1.81%
MGS-S Customer 2671	\$ 1,147.38	\$ 1,180.77	2.91%	\$ 2,508.60	\$ 2,541.99	1.33%
MGS-S Customer 2672	\$ 831.09	\$ 864.33	4.00%	\$ 1,167.94	\$ 1,201.18	2.85%
MGS-S Customer 2673	\$ 974.67	\$ 1,010.05	3.63%	\$ 1,840.68	\$ 1,876.05	1.92%
MGS-S Customer 2674	\$ 836.75	\$ 865.40	3.42%	\$ 1,437.66	\$ 1,466.31	1.99%
MGS-S Customer 2675	\$ 1,704.80	\$ 1,751.67	2.75%	\$ 3,343.34	\$ 3,390.21	1.40%
MGS-S Customer 2676	\$ 908.48	\$ 942.94	3.79%	\$ 1,338.11	\$ 1,372.57	2.58%
MGS-S Customer 2677	\$ 1,073.55	\$ 1,105.76	3.00%	\$ 2,428.95	\$ 2,461.16	1.33%

Internal Use

Customer	Delivery 7/22 Prices	Delivery 8/23 Prices	Delivery % Difference	Bundled 7/22 Prices	Bundled 8/23 Prices	Bundled % Difference
MGS-S Customer 2678	\$ 647.96	\$ 678.34	4.69%	\$ 740.63	\$ 771.01	4.10%
MGS-S Customer 2679	\$ 819.96	\$ 848.52	3.48%	\$ 861.09	\$ 889.65	3.32%
MGS-S Customer 2680	\$ 600.12	\$ 629.76	4.94%	\$ 600.12	\$ 629.76	4.94%
MGS-S Customer 2681	\$ 1,008.78	\$ 1,044.86	3.58%	\$ 1,410.99	\$ 1,447.07	2.56%
MGS-S Customer 2682	\$ 522.22	\$ 545.96	4.55%	\$ 639.45	\$ 663.19	3.71%
MGS-S Customer 2683	\$ 1,126.00	\$ 1,159.17	2.95%	\$ 2,126.95	\$ 2,160.12	1.56%
MGS-S Customer 2684	\$ 644.73	\$ 675.07	4.71%	\$ 717.98	\$ 748.31	4.22%
MGS-S Customer 2685	\$ 1,186.86	\$ 1,220.83	2.86%	\$ 2,713.42	\$ 2,747.39	1.25%
MGS-S Customer 2686	\$ 1,096.77	\$ 1,133.89	3.38%	\$ 2,623.33	\$ 2,660.45	1.41%
MGS-S Customer 2687	\$ 988.76	\$ 1,020.05	3.16%	\$ 988.76	\$ 1,020.05	3.16%
MGS-S Customer 2688	\$ 965.36	\$ 1,000.88	3.68%	\$ 965.36	\$ 1,000.88	3.68%
MGS-S Customer 2689	\$ 1,043.17	\$ 1,079.70	3.50%	\$ 1,756.17	\$ 1,792.71	2.08%
MGS-S Customer 2690	\$ 1,193.42	\$ 1,227.57	2.86%	\$ 2,515.22	\$ 2,549.37	1.36%
MGS-S Customer 2691	\$ 461.04	\$ 483.84	4.95%	\$ 461.04	\$ 483.84	4.95%
MGS-S Customer 2692	\$ 2,135.00	\$ 2,183.33	2.26%	\$ 6,403.09	\$ 6,451.42	0.75%
MGS-S Customer 2693	\$ 742.53	\$ 774.30	4.28%	\$ 1,214.09	\$ 1,245.87	2.62%
MGS-S Customer 2694	\$ 2,788.60	\$ 2,852.29	2.28%	\$ 6,285.06	\$ 6,348.76	1.01%
MGS-S Customer 2695	\$ 614.44	\$ 644.31	4.86%	\$ 614.44	\$ 644.31	4.86%
MGS-S Customer 2696	\$ 830.29	\$ 858.85	3.44%	\$ 1,370.41	\$ 1,398.97	2.08%
MGS-S Customer 2697	\$ 650.74	\$ 681.16	4.67%	\$ 733.01	\$ 763.43	4.15%
MGS-S Customer 2698	\$ 1,363.27	\$ 1,404.72	3.04%	\$ 2,789.29	\$ 2,830.73	1.49%
MGS-S Customer 2699	\$ 476.10	\$ 499.13	4.84%	\$ 504.89	\$ 527.92	4.56%
MGS-S Customer 2700	\$ 828.06	\$ 856.60	3.45%	\$ 1,339.51	\$ 1,368.04	2.13%
MGS-S Customer 2701	\$ 2,836.01	\$ 2,899.83	2.25%	\$ 5,441.23	\$ 5,505.04	1.17%
MGS-S Customer 2702	\$ 725.63	\$ 757.24	4.36%	\$ 880.68	\$ 912.30	3.59%
MGS-S Customer 2703	\$ 1,130.15	\$ 1,168.05	3.35%	\$ 1,952.85	\$ 1,990.75	1.94%
MGS-S Customer 2704	\$ 1,302.33	\$ 1,338.11	2.75%	\$ 3,004.06	\$ 3,039.84	1.19%
MGS-S Customer 2705	\$ 698.40	\$ 729.53	4.46%	\$ 981.78	\$ 1,012.90	3.17%
MGS-S Customer 2706	\$ 758.05	\$ 790.17	4.24%	\$ 922.59	\$ 954.71	3.48%
MGS-S Customer 2707	\$ 562.91	\$ 587.34	4.34%	\$ 612.62	\$ 637.04	3.99%
MGS-S Customer 2708	\$ 1,047.76	\$ 1,084.46	3.50%	\$ 1,459.11	\$ 1,495.81	2.52%
MGS-S Customer 2709	\$ 813.99	\$ 846.92	4.05%	\$ 1,270.59	\$ 1,303.52	2.59%
MGS-S Customer 2710	\$ 1,326.41	\$ 1,367.46	3.09%	\$ 2,144.53	\$ 2,185.59	1.91%
MGS-S Customer 2711	\$ 600.12	\$ 629.76	4.94%	\$ 600.12	\$ 629.76	4.94%
MGS-S Customer 2712	\$ 516.08	\$ 539.75	4.59%	\$ 566.59	\$ 590.25	4.18%
MGS-S Customer 2713	\$ 594.81	\$ 619.71	4.19%	\$ 752.84	\$ 777.74	3.31%
MGS-S Customer 2714	\$ 1,711.02	\$ 1,758.02	2.75%	\$ 3,274.15	\$ 3,321.15	1.44%
MGS-S Customer 2715	\$ 2,423.04	\$ 2,481.84	2.43%	\$ 2,934.95	\$ 2,993.74	2.00%
MGS-S Customer 2716	\$ 2,123.63	\$ 2,175.92	2.46%	\$ 7,763.68	\$ 7,815.97	0.67%
MGS-S Customer 2717	\$ 5,013.11	\$ 5,112.51	1.98%	\$ 8,770.10	\$ 8,869.50	1.13%

Customer	Delivery 7/22 Prices	Delivery 8/23 Prices	Delivery % Difference	Bundled 7/22 Prices	Bundled 8/23 Prices	Bundled % Difference
MGS-S Customer 2718	\$ 520.09	\$ 543.83	4.56%	\$ 547.51	\$ 571.25	4.34%
MGS-S Customer 2719	\$ 1,137.99	\$ 1,176.13	3.35%	\$ 1,620.98	\$ 1,659.12	2.35%
MGS-S Customer 2720	\$ 732.40	\$ 759.30	3.67%	\$ 1,527.79	\$ 1,554.69	1.76%
MGS-S Customer 2721	\$ 482.31	\$ 505.45	4.80%	\$ 486.19	\$ 509.33	4.76%
MGS-S Customer 2722	\$ 538.75	\$ 562.79	4.46%	\$ 574.29	\$ 598.33	4.19%
MGS-S Customer 2723	\$ 498.15	\$ 521.52	4.69%	\$ 576.53	\$ 599.90	4.05%
MGS-S Customer 2724	\$ 849.10	\$ 882.53	3.94%	\$ 1,498.11	\$ 1,531.55	2.23%
MGS-S Customer 2725	\$ 1,040.82	\$ 1,077.47	3.52%	\$ 1,287.63	\$ 1,324.28	2.85%
MGS-S Customer 2726	\$ 1,374.09	\$ 1,415.83	3.04%	\$ 2,452.74	\$ 2,494.48	1.70%
MGS-S Customer 2727	\$ 1,050.80	\$ 1,087.43	3.49%	\$ 1,845.51	\$ 1,882.13	1.98%
MGS-S Customer 2728	\$ 802.18	\$ 835.01	4.09%	\$ 994.37	\$ 1,027.20	3.30%
MGS-S Customer 2729	\$ 461.04	\$ 483.84	4.95%	\$ 461.04	\$ 483.84	4.95%
MGS-S Customer 2730	\$ 485.28	\$ 508.47	4.78%	\$ 503.57	\$ 526.75	4.60%
MGS-S Customer 2731	\$ 461.04	\$ 483.84	4.95%	\$ 461.04	\$ 483.84	4.95%
MGS-S Customer 2732	\$ 767.60	\$ 799.83	4.20%	\$ 1,078.39	\$ 1,110.63	2.99%
MGS-S Customer 2733	\$ 669.01	\$ 699.73	4.59%	\$ 769.56	\$ 800.28	3.99%
MGS-S Customer 2734	\$ 5,081.14	\$ 5,180.44	1.95%	\$ 17,188.52	\$ 17,287.82	0.58%
MGS-S Customer 2735	\$ 3,443.23	\$ 3,516.55	2.13%	\$ 11,127.12	\$ 11,200.44	0.66%
MGS-S Customer 2736	\$ 5,137.84	\$ 5,239.00	1.97%	\$ 13,476.69	\$ 13,577.85	0.75%
MGS-S Customer 2737	\$ 2,516.39	\$ 2,572.82	2.24%	\$ 3,256.48	\$ 3,312.91	1.73%
MGS-S Customer 2738	\$ 9,750.23	\$ 9,925.06	1.79%	\$ 15,499.98	\$ 15,674.81	1.13%
MGS-S Customer 2739	\$ 20,606.49	\$ 20,941.26	1.62%	\$ 88,204.88	\$ 88,539.65	0.38%
MGS-S Customer 2740	\$ 3,662.42	\$ 3,740.27	2.13%	\$ 9,750.38	\$ 9,828.24	0.80%
MGS-S Customer 2741	\$ 6,778.70	\$ 6,898.86	1.77%	\$ 27,003.48	\$ 27,123.64	0.44%
MGS-S Customer 2742	\$ 4,661.43	\$ 4,749.97	1.90%	\$ 13,890.62	\$ 13,979.16	0.64%
MGS-S Customer 2743	\$ 7,857.40	\$ 7,999.74	1.81%	\$ 27,115.40	\$ 27,257.74	0.52%
MGS-S Customer 2744	\$ 18,398.50	\$ 18,699.70	1.64%	\$ 77,847.60	\$ 78,148.80	0.39%
MGS-S Customer 2745	\$ 4,678.60	\$ 4,765.88	1.87%	\$ 18,400.64	\$ 18,487.92	0.47%
MGS-S Customer 2746	\$ 12,870.21	\$ 13,081.85	1.64%	\$ 56,387.18	\$ 56,598.82	0.38%
MGS-S Customer 2747	\$ 4,484.19	\$ 4,570.69	1.93%	\$ 11,314.64	\$ 11,401.14	0.76%
MGS-S Customer 2748	\$ 1,352.68	\$ 1,389.29	2.71%	\$ 2,984.83	\$ 3,021.43	1.23%
MGS-S Customer 2749	\$ 648.68	\$ 678.32	4.57%	\$ 3,029.14	\$ 3,058.77	0.98%
MGS-S Customer 2750	\$ 4,347.64	\$ 4,433.03	1.96%	\$ 21,123.03	\$ 21,208.42	0.40%
MGS-S Customer 2751	\$ 3,430.14	\$ 3,501.11	2.07%	\$ 6,113.51	\$ 6,184.48	1.16%
MGS-S Customer 2752	\$ 1,994.24	\$ 2,045.28	2.56%	\$ 5,116.72	\$ 5,167.76	1.00%
MGS-S Customer 2753	\$ 45,155.37	\$ 45,872.55	1.59%	\$ 180,612.66	\$ 181,329.84	0.40%
MGS-S Customer 2754	\$ 963.67	\$ 998.95	3.66%	\$ 1,575.44	\$ 1,610.72	2.24%
MGS-S Customer 2755	\$ 2,689.69	\$ 2,747.31	2.14%	\$ 8,060.53	\$ 8,118.16	0.71%
MGS-S Customer 2756	\$ 3,729.29	\$ 3,802.92	1.97%	\$ 11,503.22	\$ 11,576.85	0.64%
MGS-S Customer 2757	\$ 16,416.03	\$ 16,682.02	1.62%	\$ 71,271.73	\$ 71,537.72	0.37%

Internal Use

Customer	Delivery 7/22 Prices	Delivery 8/23 Prices	Delivery % Difference	Bundled 7/22 Prices	Bundled 8/23 Prices	Bundled % Difference
MGS-S Customer 2758	\$ 6,114.77	\$ 6,231.09	1.90%	\$ 15,845.46	\$ 15,961.78	0.73%
MGS-S Customer 2759	\$ 30,373.18	\$ 30,859.17	1.60%	\$ 127,524.72	\$ 128,010.71	0.38%
MGS-S Customer 2760	\$ 13,156.64	\$ 13,379.38	1.69%	\$ 52,399.36	\$ 52,622.09	0.43%
MGS-S Customer 2761	\$ 3,844.19	\$ 3,924.63	2.09%	\$ 10,314.94	\$ 10,395.38	0.78%
MGS-S Customer 2762	\$ 10,539.63	\$ 10,722.00	1.73%	\$ 39,320.36	\$ 39,502.73	0.46%
MGS-S Customer 2763	\$ 4,289.66	\$ 4,372.63	1.93%	\$ 11,521.40	\$ 11,604.38	0.72%
MGS-S Customer 2764	\$ 4,448.39	\$ 4,534.92	1.95%	\$ 9,074.58	\$ 9,161.11	0.95%
MGS-S Customer 2765	\$ 4,155.37	\$ 4,238.01	1.99%	\$ 5,659.30	\$ 5,741.95	1.46%
MGS-S Customer 2766	\$ 4,567.58	\$ 4,659.86	2.02%	\$ 12,451.78	\$ 12,544.05	0.74%
MGS-S Customer 2767	\$ 5,922.74	\$ 6,035.38	1.90%	\$ 18,052.97	\$ 18,165.61	0.62%
MGS-S Customer 2768	\$ 8,825.58	\$ 8,981.62	1.77%	\$ 33,488.25	\$ 33,644.29	0.47%
MGS-S Customer 2769	\$ 3,353.97	\$ 3,426.14	2.15%	\$ 8,747.21	\$ 8,819.39	0.83%
MGS-S Customer 2770	\$ 4,649.19	\$ 4,741.82	1.99%	\$ 11,162.22	\$ 11,254.85	0.83%
MGS-S Customer 2771	\$ 3,763.60	\$ 3,842.58	2.10%	\$ 11,286.72	\$ 11,365.70	0.70%
MGS-S Customer 2772	\$ 10,861.16	\$ 11,046.86	1.71%	\$ 40,204.07	\$ 40,389.77	0.46%
MGS-S Customer 2773	\$ 4,437.98	\$ 4,527.51	2.02%	\$ 12,198.77	\$ 12,288.30	0.73%
MGS-S Customer 2774	\$ 7,972.52	\$ 8,117.36	1.82%	\$ 24,600.05	\$ 24,744.89	0.59%
MGS-S Customer 2775	\$ 4,661.51	\$ 4,749.70	1.89%	\$ 15,033.45	\$ 15,121.64	0.59%
MGS-S Customer 2776	\$ 19,971.44	\$ 20,307.17	1.68%	\$ 58,857.65	\$ 59,193.38	0.57%
MGS-S Customer 2777	\$ 5,606.32	\$ 5,716.85	1.97%	\$ 12,037.08	\$ 12,147.61	0.92%
MGS-S Customer 2778	\$ 21,878.12	\$ 22,240.42	1.66%	\$ 67,176.81	\$ 67,539.11	0.54%
MGS-S Customer 2779	\$ 2,091.97	\$ 2,138.90	2.24%	\$ 9,721.01	\$ 9,767.94	0.48%
MGS-S Customer 2780	\$ 4,294.16	\$ 4,380.89	2.02%	\$ 15,263.47	\$ 15,350.20	0.57%
MGS-S Customer 2781	\$ 3,492.35	\$ 3,568.30	2.17%	\$ 7,292.07	\$ 7,368.02	1.04%
MGS-S Customer 2782	\$ 3,548.53	\$ 3,624.60	2.14%	\$ 9,892.44	\$ 9,968.52	0.77%
MGS-S Customer 2783	\$ 3,274.66	\$ 3,341.86	2.05%	\$ 6,704.29	\$ 6,771.48	1.00%
MGS-S Customer 2784	\$ 7,246.41	\$ 7,374.71	1.77%	\$ 24,760.74	\$ 24,889.04	0.52%
MGS-S Customer 2785	\$ 13,658.26	\$ 13,888.37	1.68%	\$ 40,855.87	\$ 41,085.98	0.56%
MGS-S Customer 2786	\$ 9,240.85	\$ 9,402.33	1.75%	\$ 39,443.02	\$ 39,604.50	0.41%
MGS-S Customer 2787	\$ 20,246.01	\$ 20,582.34	1.66%	\$ 65,503.57	\$ 65,839.89	0.51%
MGS-S Customer 2788	\$ 8,055.71	\$ 8,198.49	1.77%	\$ 19,216.98	\$ 19,359.76	0.74%
MGS-S Customer 2789	\$ 6,816.91	\$ 6,941.32	1.83%	\$ 27,967.69	\$ 28,092.10	0.44%
MGS-S Customer 2790	\$ 11,644.74	\$ 11,849.92	1.76%	\$ 26,339.27	\$ 26,544.46	0.78%
MGS-S Customer 2791	\$ 3,456.35	\$ 3,531.75	2.18%	\$ 7,412.50	\$ 7,487.90	1.02%
MGS-S Customer 2792	\$ 7,479.68	\$ 7,612.09	1.77%	\$ 36,688.79	\$ 36,821.20	0.36%
MGS-S Customer 2793	\$ 7,628.32	\$ 7,763.67	1.77%	\$ 18,058.19	\$ 18,193.54	0.75%
MGS-S Customer 2794	\$ 21,467.36	\$ 21,814.40	1.62%	\$ 86,830.75	\$ 87,177.79	0.40%
MGS-S Customer 2795	\$ 3,530.75	\$ 3,606.59	2.15%	\$ 9,607.06	\$ 9,682.90	0.79%
MGS-S Customer 2796	\$ 12,602.07	\$ 12,815.92	1.70%	\$ 50,537.61	\$ 50,751.46	0.42%
MGS-S Customer 2797	\$ 3,653.32	\$ 3,726.32	2.00%	\$ 10,332.83	\$ 10,405.83	0.71%

Internal Use

Customer	Delivery 7/22 Prices	Delivery 8/23 Prices	Delivery % Difference	Bundled 7/22 Prices	Bundled 8/23 Prices	Bundled % Difference
MGS-S Customer 2798	\$ 4,164.46	\$ 4,243.86	1.91%	\$ 16,532.59	\$ 16,611.99	0.48%
MGS-S Customer 2799	\$ 3,889.54	\$ 3,966.41	1.98%	\$ 9,009.35	\$ 9,086.22	0.85%
MGS-S Customer 2800	\$ 5,237.32	\$ 5,334.13	1.85%	\$ 18,852.97	\$ 18,949.79	0.51%
MGS-S Customer 2801	\$ 11,584.32	\$ 11,782.04	1.71%	\$ 30,323.56	\$ 30,521.28	0.65%
MGS-S Customer 2802	\$ 4,300.27	\$ 4,383.10	1.93%	\$ 12,692.59	\$ 12,775.42	0.65%
MGS-S Customer 2803	\$ 23,917.56	\$ 24,312.23	1.65%	\$ 70,180.64	\$ 70,575.30	0.56%
MGS-S Customer 2804	\$ 2,757.83	\$ 2,815.90	2.11%	\$ 9,802.07	\$ 9,860.14	0.59%
MGS-S Customer 2805	\$ 26,724.97	\$ 27,151.75	1.60%	\$ 91,261.09	\$ 91,687.87	0.47%
MGS-S Customer 2806	\$ 2,385.22	\$ 2,437.86	2.21%	\$ 7,692.31	\$ 7,744.95	0.68%
MGS-S Customer 2807	\$ 4,543.29	\$ 4,631.79	1.95%	\$ 10,073.65	\$ 10,162.15	0.88%
MGS-S Customer 2808	\$ 3,355.18	\$ 3,423.43	2.03%	\$ 9,292.20	\$ 9,360.46	0.73%
MGS-S Customer 2809	\$ 6,162.18	\$ 6,276.07	1.85%	\$ 14,229.20	\$ 14,343.08	0.80%
MGS-S Customer 2810	\$ 5,394.96	\$ 5,498.75	1.92%	\$ 17,104.70	\$ 17,208.49	0.61%
MGS-S Customer 2811	\$ 5,365.07	\$ 5,466.77	1.90%	\$ 22,669.27	\$ 22,770.97	0.45%
MGS-S Customer 2812	\$ 2,561.46	\$ 2,622.22	2.37%	\$ 6,670.38	\$ 6,731.14	0.91%
MGS-S Customer 2813	\$ 3,704.81	\$ 3,781.81	2.08%	\$ 16,284.21	\$ 16,361.21	0.47%
MGS-S Customer 2814	\$ 3,349.86	\$ 3,422.67	2.17%	\$ 7,953.43	\$ 8,026.24	0.92%
MGS-S Customer 2815	\$ 2,077.21	\$ 2,126.65	2.38%	\$ 3,237.55	\$ 3,287.00	1.53%
MGS-S Customer 2816	\$ 2,500.68	\$ 2,556.92	2.25%	\$ 5,143.26	\$ 5,199.50	1.09%
MGS-S Customer 2817	\$ 7,799.81	\$ 7,943.28	1.84%	\$ 21,544.02	\$ 21,687.49	0.67%
MGS-S Customer 2818	\$ 37,624.68	\$ 38,230.14	1.61%	\$ 128,743.10	\$ 129,348.56	0.47%
MGS-S Customer 2819	\$ 5,349.12	\$ 5,454.83	1.98%	\$ 10,220.29	\$ 10,326.00	1.03%
MGS-S Customer 2820	\$ 5,580.48	\$ 5,683.05	1.84%	\$ 18,880.08	\$ 18,982.66	0.54%
MGS-S Customer 2821	\$ 8,940.89	\$ 9,102.54	1.81%	\$ 20,330.69	\$ 20,492.34	0.80%
MGS-S Customer 2822	\$ 50,309.59	\$ 51,118.82	1.61%	\$ 172,548.86	\$ 173,358.09	0.47%
MGS-S Customer 2823	\$ 5,496.16	\$ 5,597.51	1.84%	\$ 17,457.28	\$ 17,558.63	0.58%
MGS-S Customer 2824	\$ 5,103.53	\$ 5,199.75	1.89%	\$ 13,150.32	\$ 13,246.54	0.73%
MGS-S Customer 2825	\$ 4,885.68	\$ 4,976.30	1.85%	\$ 18,801.28	\$ 18,891.90	0.48%
MGS-S Customer 2826	\$ 11,359.91	\$ 11,560.03	1.76%	\$ 28,732.56	\$ 28,932.68	0.70%
MGS-S Customer 2827	\$ 7,204.51	\$ 7,336.25	1.83%	\$ 10,922.76	\$ 11,054.50	1.21%
MGS-S Customer 2828	\$ 4,322.22	\$ 4,410.80	2.05%	\$ 10,650.60	\$ 10,739.18	0.83%
MGS-S Customer 2829	\$ 4,861.46	\$ 4,957.99	1.99%	\$ 14,293.58	\$ 14,390.11	0.68%
MGS-S Customer 2830	\$ 5,206.35	\$ 5,303.89	1.87%	\$ 14,184.39	\$ 14,281.93	0.69%
MGS-S Customer 2831	\$ 6,787.39	\$ 6,915.05	1.88%	\$ 17,348.56	\$ 17,476.21	0.74%
MGS-S Customer 2832	\$ 1,832.19	\$ 1,881.07	2.67%	\$ 3,600.99	\$ 3,649.87	1.36%
MGS-S Customer 2833	\$ 12,165.54	\$ 12,377.47	1.74%	\$ 35,143.96	\$ 35,355.89	0.60%
MGS-S Customer 2834	\$ 1,069.09	\$ 1,106.10	3.46%	\$ 1,590.13	\$ 1,627.14	2.33%
MGS-S Customer 2835	\$ 4,122.87	\$ 4,208.88	2.09%	\$ 8,730.32	\$ 8,816.33	0.99%
MGS-S Customer 2836	\$ 3,591.17	\$ 3,666.78	2.11%	\$ 12,984.55	\$ 13,060.17	0.58%
MGS-S Customer 2837	\$ 5,282.36	\$ 5,386.29	1.97%	\$ 13,788.15	\$ 13,892.08	0.75%

Internal Use

Customer	Delivery 7/22 Prices	Delivery 8/23 Prices	Delivery % Difference	Bundled 7/22 Prices	Bundled 8/23 Prices	Bundled % Difference
MGS-S Customer 2838	\$ 866.05	\$ 899.79	3.90%	\$ 1,410.06	\$ 1,443.80	2.39%
MGS-S Customer 2839	\$ 7,014.43	\$ 7,145.42	1.87%	\$ 18,421.60	\$ 18,552.59	0.71%
MGS-S Customer 2840	\$ 13,099.87	\$ 13,323.91	1.71%	\$ 38,585.24	\$ 38,809.28	0.58%
MGS-S Customer 2841	\$ 3,661.86	\$ 3,736.00	2.02%	\$ 7,576.19	\$ 7,650.33	0.98%
MGS-S Customer 2842	\$ 5,421.55	\$ 5,526.68	1.94%	\$ 15,842.39	\$ 15,947.53	0.66%
MGS-S Customer 2843	\$ 27,603.49	\$ 28,048.56	1.61%	\$ 94,799.67	\$ 95,244.74	0.47%
MGS-S Customer 2844	\$ 5,350.02	\$ 5,454.13	1.95%	\$ 16,136.51	\$ 16,240.62	0.65%
MGS-S Customer 2845	\$ 4,336.01	\$ 4,418.79	1.91%	\$ 14,674.59	\$ 14,757.37	0.56%
MGS-S Customer 2846	\$ 10,318.83	\$ 10,498.58	1.74%	\$ 36,841.72	\$ 37,021.46	0.49%
MGS-S Customer 2847	\$ 5,588.30	\$ 5,694.37	1.90%	\$ 22,065.12	\$ 22,171.19	0.48%
MGS-S Customer 2848	\$ 6,133.05	\$ 6,249.14	1.89%	\$ 19,170.53	\$ 19,286.62	0.61%
MGS-S Customer 2849	\$ 6,873.31	\$ 7,001.20	1.86%	\$ 18,793.29	\$ 18,921.19	0.68%
MGS-S Customer 2850	\$ 12,025.99	\$ 12,233.34	1.72%	\$ 37,790.16	\$ 37,997.51	0.55%
MGS-S Customer 2851	\$ 1,596.11	\$ 1,636.53	2.53%	\$ 4,446.53	\$ 4,486.95	0.91%
MGS-S Customer 2852	\$ 5,494.83	\$ 5,600.87	1.93%	\$ 16,016.22	\$ 16,122.27	0.66%
MGS-S Customer 2853	\$ 10,226.01	\$ 10,404.86	1.75%	\$ 20,651.43	\$ 20,830.28	0.87%
MGS-S Customer 2854	\$ 13,596.66	\$ 13,825.39	1.68%	\$ 47,692.94	\$ 47,921.67	0.48%
MGS-S Customer 2855	\$ 3,783.21	\$ 3,863.84	2.13%	\$ 8,020.45	\$ 8,101.08	1.01%
MGS-S Customer 2856	\$ 12,360.66	\$ 12,568.89	1.68%	\$ 56,594.41	\$ 56,802.64	0.37%
MGS-S Customer 2857	\$ 10,260.03	\$ 10,442.27	1.78%	\$ 25,383.97	\$ 25,566.21	0.72%
MGS-S Customer 2858	\$ 40,438.53	\$ 41,059.21	1.53%	\$ 221,226.50	\$ 221,847.18	0.28%
MGS-S Customer 2859	\$ 16,235.45	\$ 16,499.26	1.62%	\$ 79,286.14	\$ 79,549.95	0.33%
MGS-S Customer 2860	\$ 8,454.42	\$ 8,604.07	1.77%	\$ 34,722.84	\$ 34,872.49	0.43%
MGS-S Customer 2861	\$ 4,253.79	\$ 4,336.34	1.94%	\$ 12,466.83	\$ 12,549.38	0.66%
MGS-S Customer 2862	\$ 58,791.57	\$ 59,730.26	1.60%	\$ 183,738.89	\$ 184,677.58	0.51%
MGS-S Customer 2863	\$ 9,877.82	\$ 10,056.39	1.81%	\$ 21,398.34	\$ 21,576.91	0.83%
MGS-S Customer 2864	\$ 4,465.92	\$ 4,555.21	2.00%	\$ 16,285.35	\$ 16,374.64	0.55%
MGS-S Customer 2865	\$ 3,796.34	\$ 3,871.42	1.98%	\$ 9,919.28	\$ 9,994.35	0.76%
MGS-S Customer 2866	\$ 10,590.42	\$ 10,777.05	1.76%	\$ 28,187.02	\$ 28,373.65	0.66%
MGS-S Customer 2867	\$ 2,971.42	\$ 3,033.28	2.08%	\$ 9,644.53	\$ 9,706.39	0.64%
MGS-S Customer 2868	\$ 20,877.77	\$ 21,218.76	1.63%	\$ 93,320.94	\$ 93,661.92	0.37%
MGS-S Customer 2869	\$ 8,935.40	\$ 9,095.67	1.79%	\$ 27,731.77	\$ 27,892.04	0.58%
MGS-S Customer 2870	\$ 5,178.01	\$ 5,278.02	1.93%	\$ 19,128.92	\$ 19,228.93	0.52%
MGS-S Customer 2871	\$ 4,560.23	\$ 4,649.55	1.96%	\$ 9,368.45	\$ 9,457.77	0.95%
MGS-S Customer 2872	\$ 8,592.81	\$ 8,746.46	1.79%	\$ 29,929.83	\$ 30,083.49	0.51%
MGS-S Customer 2873	\$ 5,272.87	\$ 5,374.10	1.92%	\$ 12,607.22	\$ 12,708.46	0.80%
MGS-S Customer 2874	\$ 5,553.83	\$ 5,658.90	1.89%	\$ 22,030.53	\$ 22,135.61	0.48%
MGS-S Customer 2875	\$ 9,917.61	\$ 10,088.39	1.72%	\$ 43,895.05	\$ 44,065.83	0.39%
MGS-S Customer 2876	\$ 4,616.06	\$ 4,710.11	2.04%	\$ 8,851.59	\$ 8,945.64	1.06%
MGS-S Customer 2877	\$ 14,546.51	\$ 14,795.07	1.71%	\$ 47,253.34	\$ 47,501.90	0.53%

Internal Use

Customer	Delivery 7/22 Prices	Delivery 8/23 Prices	Delivery % Difference	Bundled 7/22 Prices	Bundled 8/23 Prices	Bundled % Difference
MGS-S Customer 2878	\$ 38,002.62	\$ 38,621.28	1.63%	\$ 121,095.16	\$ 121,713.82	0.51%
MGS-S Customer 2879	\$ 3,833.05	\$ 3,909.22	1.99%	\$ 9,888.45	\$ 9,964.62	0.77%
MGS-S Customer 2880	\$ 38,718.97	\$ 39,351.95	1.63%	\$ 94,031.73	\$ 94,664.71	0.67%
MGS-S Customer 2881	\$ 10,805.88	\$ 10,997.47	1.77%	\$ 28,905.25	\$ 29,096.83	0.66%
MGS-S Customer 2882	\$ 11,260.25	\$ 11,454.81	1.73%	\$ 42,808.44	\$ 43,003.01	0.45%
MGS-S Customer 2883	\$ 5,970.65	\$ 6,085.52	1.92%	\$ 16,619.68	\$ 16,734.55	0.69%
MGS-S Customer 2884	\$ 6,302.39	\$ 6,414.68	1.78%	\$ 25,364.20	\$ 25,476.49	0.44%
MGS-S Customer 2885	\$ 34,245.82	\$ 34,796.67	1.61%	\$ 115,309.04	\$ 115,859.89	0.48%
MGS-S Customer 2886	\$ 7,910.34	\$ 8,053.52	1.81%	\$ 27,454.00	\$ 27,597.18	0.52%
MGS-S Customer 2887	\$ 2,969.32	\$ 3,036.53	2.26%	\$ 5,016.93	\$ 5,084.13	1.34%
MGS-S Customer 2888	\$ 7,186.93	\$ 7,317.54	1.82%	\$ 14,984.28	\$ 15,114.89	0.87%
MGS-S Customer 2889	\$ 6,430.19	\$ 6,545.30	1.79%	\$ 22,832.97	\$ 22,948.08	0.50%
MGS-S Customer 2890	\$ 7,993.50	\$ 8,138.49	1.81%	\$ 26,696.18	\$ 26,841.17	0.54%
MGS-S Customer 2891	\$ 4,740.20	\$ 4,829.82	1.89%	\$ 15,541.43	\$ 15,631.05	0.58%
MGS-S Customer 2892	\$ 17,595.00	\$ 17,889.29	1.67%	\$ 59,744.58	\$ 60,038.87	0.49%
MGS-S Customer 2893	\$ 8,814.57	\$ 8,974.97	1.82%	\$ 21,766.01	\$ 21,926.41	0.74%
MGS-S Customer 2894	\$ 8,263.19	\$ 8,412.34	1.80%	\$ 27,341.56	\$ 27,490.72	0.55%
MGS-S Customer 2895	\$ 4,567.70	\$ 4,658.80	1.99%	\$ 16,158.61	\$ 16,249.71	0.56%
MGS-S Customer 2896	\$ 2,918.10	\$ 2,983.68	2.25%	\$ 9,623.10	\$ 9,688.67	0.68%
MGS-S Customer 2897	\$ 9,731.76	\$ 9,901.18	1.74%	\$ 40,141.09	\$ 40,310.51	0.42%
MGS-S Customer 2898	\$ 7,120.91	\$ 7,255.67	1.89%	\$ 12,733.54	\$ 12,868.30	1.06%
MGS-S Customer 2899	\$ 6,517.38	\$ 6,642.71	1.92%	\$ 9,725.90	\$ 9,851.23	1.29%
MGS-S Customer 2900	\$ 4,277.11	\$ 4,363.95	2.03%	\$ 13,389.98	\$ 13,476.82	0.65%
MGS-S Customer 2901	\$ 3,652.96	\$ 3,726.57	2.02%	\$ 9,128.48	\$ 9,202.08	0.81%
MGS-S Customer 2902	\$ 10,007.11	\$ 10,180.03	1.73%	\$ 42,086.18	\$ 42,259.10	0.41%
MGS-S Customer 2903	\$ 22,440.64	\$ 22,801.84	1.61%	\$ 102,580.61	\$ 102,941.81	0.35%
MGS-S Customer 2904	\$ 5,965.95	\$ 6,080.93	1.93%	\$ 12,332.38	\$ 12,447.36	0.93%
MGS-S Customer 2905	\$ 4,375.36	\$ 4,464.94	2.05%	\$ 10,947.81	\$ 11,037.39	0.82%
MGS-S Customer 2906	\$ 3,428.22	\$ 3,502.35	2.16%	\$ 9,566.47	\$ 9,640.59	0.77%
MGS-S Customer 2907	\$ 3,534.96	\$ 3,611.76	2.17%	\$ 7,156.78	\$ 7,233.58	1.07%
MGS-S Customer 2908	\$ 19,702.18	\$ 20,026.31	1.65%	\$ 77,016.83	\$ 77,340.97	0.42%
MGS-S Customer 2909	\$ 4,578.88	\$ 4,664.55	1.87%	\$ 17,105.72	\$ 17,191.39	0.50%
MGS-S Customer 2910	\$ 3,394.30	\$ 3,467.50	2.16%	\$ 9,741.08	\$ 9,814.28	0.75%
MGS-S Customer 2911	\$ 7,502.81	\$ 7,637.90	1.80%	\$ 29,212.90	\$ 29,348.00	0.46%
MGS-S Customer 2912	\$ 3,345.30	\$ 3,417.64	2.16%	\$ 10,614.64	\$ 10,686.98	0.68%
MGS-S Customer 2913	\$ 3,763.97	\$ 3,838.71	1.99%	\$ 10,416.40	\$ 10,491.14	0.72%
MGS-S Customer 2914	\$ 14,195.89	\$ 14,437.90	1.70%	\$ 47,295.79	\$ 47,537.80	0.51%
MGS-S Customer 2915	\$ 10,423.32	\$ 10,604.56	1.74%	\$ 37,773.59	\$ 37,954.83	0.48%
MGS-S Customer 2916	\$ 10,407.05	\$ 10,592.97	1.79%	\$ 24,813.42	\$ 24,999.33	0.75%
MGS-S Customer 2917	\$ 6,730.49	\$ 6,854.16	1.84%	\$ 18,015.17	\$ 18,138.84	0.69%

Customer	Delivery 7/22 Prices	Delivery 8/23 Prices	Delivery % Difference	Bundled 7/22 Prices	Bundled 8/23 Prices	Bundled % Difference
MGS-S Customer 2918	\$ 7,166.19	\$ 7,298.89	1.85%	\$ 22,002.18	\$ 22,134.88	0.60%
MGS-S Customer 2919	\$ 5,251.80	\$ 5,354.82	1.96%	\$ 14,379.18	\$ 14,482.20	0.72%
MGS-S Customer 2920	\$ 22,772.63	\$ 23,136.53	1.60%	\$ 106,770.14	\$ 107,134.04	0.34%
MGS-S Customer 2921	\$ 4,143.68	\$ 4,223.04	1.92%	\$ 15,416.70	\$ 15,496.06	0.51%
MGS-S Customer 2922	\$ 8,072.11	\$ 8,215.66	1.78%	\$ 33,484.35	\$ 33,627.90	0.43%
MGS-S Customer 2923	\$ 5,728.95	\$ 5,837.00	1.89%	\$ 14,700.93	\$ 14,808.98	0.73%
MGS-S Customer 2924	\$ 3,780.26	\$ 3,856.63	2.02%	\$ 9,270.18	\$ 9,346.54	0.82%
MGS-S Customer 2925	\$ 5,051.44	\$ 5,150.25	1.96%	\$ 16,989.71	\$ 17,088.52	0.58%
MGS-S Customer 2926	\$ 7,451.05	\$ 7,589.06	1.85%	\$ 19,686.40	\$ 19,824.41	0.70%
MGS-S Customer 2927	\$ 4,769.85	\$ 4,860.75	1.91%	\$ 11,237.17	\$ 11,328.07	0.81%
MGS-S Customer 2928	\$ 3,997.81	\$ 4,076.41	1.97%	\$ 10,809.87	\$ 10,888.47	0.73%
MGS-S Customer 2929	\$ 2,896.43	\$ 2,961.87	2.26%	\$ 8,829.91	\$ 8,895.35	0.74%
MGS-S Customer 2930	\$ 9,733.23	\$ 9,905.02	1.76%	\$ 31,527.89	\$ 31,699.67	0.54%
MGS-S Customer 2931	\$ 5,869.83	\$ 5,981.97	1.91%	\$ 18,549.09	\$ 18,661.24	0.60%
MGS-S Customer 2932	\$ 4,412.46	\$ 4,496.33	1.90%	\$ 15,473.29	\$ 15,557.17	0.54%
MGS-S Customer 2933	\$ 8,198.54	\$ 8,347.93	1.82%	\$ 25,315.24	\$ 25,464.63	0.59%
MGS-S Customer 2934	\$ 5,145.18	\$ 5,247.66	1.99%	\$ 12,915.11	\$ 13,017.59	0.79%
MGS-S Customer 2935	\$ 3,322.11	\$ 3,394.65	2.18%	\$ 8,661.42	\$ 8,733.96	0.84%
MGS-S Customer 2936	\$ 5,646.50	\$ 5,757.06	1.96%	\$ 10,875.21	\$ 10,985.77	1.02%
MGS-S Customer 2937	\$ 6,699.15	\$ 6,818.83	1.79%	\$ 22,439.65	\$ 22,559.34	0.53%
MGS-S Customer 2938	\$ 6,542.27	\$ 6,666.79	1.90%	\$ 16,086.26	\$ 16,210.78	0.77%
MGS-S Customer 2939	\$ 47,178.33	\$ 47,899.13	1.53%	\$ 208,884.27	\$ 209,605.07	0.35%
MGS-S Customer 2940	\$ 4,611.58	\$ 4,700.80	1.93%	\$ 10,063.33	\$ 10,152.55	0.89%
MGS-S Customer 2941	\$ 4,743.16	\$ 4,837.05	1.98%	\$ 16,234.77	\$ 16,328.66	0.58%
MGS-S Customer 2942	\$ 3,849.10	\$ 3,925.91	2.00%	\$ 8,678.68	\$ 8,755.49	0.89%
MGS-S Customer 2943	\$ 11,401.66	\$ 11,597.83	1.72%	\$ 43,217.23	\$ 43,413.41	0.45%
MGS-S Customer 2944	\$ 16,796.18	\$ 17,078.51	1.68%	\$ 50,732.49	\$ 51,014.82	0.56%
MGS-S Customer 2945	\$ 36,462.47	\$ 37,055.08	1.63%	\$ 109,134.16	\$ 109,726.77	0.54%
MGS-S Customer 2946	\$ 12,503.08	\$ 12,720.13	1.74%	\$ 30,255.08	\$ 30,472.13	0.72%
MGS-S Customer 2947	\$ 5,900.39	\$ 6,006.34	1.80%	\$ 23,451.97	\$ 23,557.92	0.45%
MGS-S Customer 2948	\$ 10,091.76	\$ 10,265.68	1.72%	\$ 32,460.01	\$ 32,633.94	0.54%
MGS-S Customer 2949	\$ 4,302.69	\$ 4,386.58	1.95%	\$ 9,905.49	\$ 9,989.38	0.85%
MGS-S Customer 2950	\$ 5,113.46	\$ 5,208.22	1.85%	\$ 17,508.89	\$ 17,603.66	0.54%
MGS-S Customer 2951	\$ 5,920.10	\$ 6,035.52	1.95%	\$ 15,841.04	\$ 15,956.46	0.73%
MGS-S Customer 2952	\$ 5,984.34	\$ 6,098.23	1.90%	\$ 13,836.53	\$ 13,950.43	0.82%
MGS-S Customer 2953	\$ 13,843.78	\$ 14,077.47	1.69%	\$ 54,466.80	\$ 54,700.49	0.43%
MGS-S Customer 2954	\$ 5,883.01	\$ 5,992.41	1.86%	\$ 13,230.97	\$ 13,340.36	0.83%
MGS-S Customer 2955	\$ 5,010.28	\$ 5,104.19	1.87%	\$ 15,796.77	\$ 15,890.68	0.59%
MGS-S Customer 2956	\$ 3,360.80	\$ 3,433.85	2.17%	\$ 9,006.46	\$ 9,079.50	0.81%
MGS-S Customer 2957	\$ 6,636.27	\$ 6,761.38	1.89%	\$ 17,505.03	\$ 17,630.14	0.71%

Internal Use

Customer	Delivery 7/22 Prices	Delivery 8/23 Prices	Delivery % Difference	Bundled 7/22 Prices	Bundled 8/23 Prices	Bundled % Difference
MGS-S Customer 2958	\$ 6,687.52	\$ 6,812.00	1.86%	\$ 21,631.27	\$ 21,755.75	0.58%
MGS-S Customer 2959	\$ 16,477.11	\$ 16,752.82	1.67%	\$ 59,513.38	\$ 59,789.09	0.46%
MGS-S Customer 2960	\$ 3,387.62	\$ 3,456.35	2.03%	\$ 9,428.06	\$ 9,496.78	0.73%
MGS-S Customer 2961	\$ 3,486.12	\$ 3,561.51	2.16%	\$ 8,713.34	\$ 8,788.73	0.87%
MGS-S Customer 2962	\$ 768.35	\$ 800.55	4.19%	\$ 1,211.12	\$ 1,243.32	2.66%
MGS-S Customer 2963	\$ 4,704.53	\$ 4,796.61	1.96%	\$ 18,733.36	\$ 18,825.45	0.49%
MGS-S Customer 2964	\$ 3,884.58	\$ 3,966.15	2.10%	\$ 9,830.87	\$ 9,912.43	0.83%
MGS-S Customer 2965	\$ 50,699.11	\$ 51,480.74	1.54%	\$ 257,100.42	\$ 257,882.06	0.30%
MGS-S Customer 2966	\$ 4,020.79	\$ 4,101.86	2.02%	\$ 8,767.64	\$ 8,848.72	0.92%
MGS-S Customer 2967	\$ 9,174.25	\$ 9,330.25	1.70%	\$ 37,503.75	\$ 37,659.76	0.42%
MGS-S Customer 2968	\$ 6,974.60	\$ 7,104.05	1.86%	\$ 22,107.68	\$ 22,237.13	0.59%
MGS-S Customer 2969	\$ 3,693.34	\$ 3,767.10	2.00%	\$ 10,997.08	\$ 11,070.83	0.67%
MGS-S Customer 2970	\$ 6,847.74	\$ 6,976.92	1.89%	\$ 16,619.56	\$ 16,748.75	0.78%
MGS-S Customer 2971	\$ 4,764.33	\$ 4,859.28	1.99%	\$ 13,879.48	\$ 13,974.44	0.68%
MGS-S Customer 2972	\$ 25,391.11	\$ 25,793.02	1.58%	\$ 128,127.85	\$ 128,529.77	0.31%
MGS-S Customer 2973	\$ 12,710.02	\$ 12,926.85	1.71%	\$ 44,987.22	\$ 45,204.05	0.48%
MGS-S Customer 2974	\$ 1,406.48	\$ 1,448.65	3.00%	\$ 3,333.77	\$ 3,375.94	1.26%
MGS-S Customer 2975	\$ 18,679.28	\$ 18,977.97	1.60%	\$ 86,305.09	\$ 86,603.78	0.35%
MGS-S Customer 2976	\$ 6,436.05	\$ 6,556.12	1.87%	\$ 23,508.07	\$ 23,628.14	0.51%
MGS-S Customer 2977	\$ 3,717.08	\$ 3,790.65	1.98%	\$ 11,611.90	\$ 11,685.47	0.63%
MGS-S Customer 2978	\$ 18,884.68	\$ 19,186.66	1.60%	\$ 80,980.13	\$ 81,282.11	0.37%
MGS-S Customer 2979	\$ 8,099.10	\$ 8,255.06	1.93%	\$ 9,401.71	\$ 9,557.67	1.66%
MGS-S Customer 2980	\$ 4,214.75	\$ 4,301.95	2.07%	\$ 9,496.93	\$ 9,584.13	0.92%
MGS-S Customer 2981	\$ 3,384.36	\$ 3,457.84	2.17%	\$ 9,402.51	\$ 9,475.99	0.78%
MGS-S Customer 2982	\$ 2,454.55	\$ 2,512.97	2.38%	\$ 7,086.35	\$ 7,144.76	0.82%
MGS-S Customer 2983	\$ 9,260.06	\$ 9,422.76	1.76%	\$ 35,597.95	\$ 35,760.65	0.46%
MGS-S Customer 2984	\$ 6,569.68	\$ 6,692.47	1.87%	\$ 15,285.71	\$ 15,408.50	0.80%
MGS-S Customer 2985	\$ 5,900.10	\$ 6,012.77	1.91%	\$ 16,841.99	\$ 16,954.66	0.67%
MGS-S Customer 2986	\$ 11,210.70	\$ 11,406.14	1.74%	\$ 36,833.19	\$ 37,028.62	0.53%
MGS-S Customer 2987	\$ 7,239.74	\$ 7,372.26	1.83%	\$ 21,819.78	\$ 21,952.30	0.61%
MGS-S Customer 2988	\$ 16,034.72	\$ 16,304.24	1.68%	\$ 33,727.31	\$ 33,996.83	0.80%
MGS-S Customer 2989	\$ 3,622.56	\$ 3,694.95	2.00%	\$ 11,157.22	\$ 11,229.61	0.65%
MGS-S Customer 2990	\$ 61,583.82	\$ 62,545.54	1.56%	\$ 270,137.86	\$ 271,099.58	0.36%
MGS-S Customer 2991	\$ 8,681.99	\$ 8,840.04	1.82%	\$ 26,040.92	\$ 26,198.98	0.61%
MGS-S Customer 2992	\$ 2,380.44	\$ 2,434.57	2.27%	\$ 4,830.25	\$ 4,884.38	1.12%
MGS-S Customer 2993	\$ 6,064.50	\$ 6,181.17	1.92%	\$ 15,808.91	\$ 15,925.58	0.74%
MGS-S Customer 2994	\$ 6,950.98	\$ 7,081.07	1.87%	\$ 18,454.01	\$ 18,584.11	0.70%
MGS-S Customer 2995	\$ 2,652.98	\$ 2,711.55	2.21%	\$ 5,349.60	\$ 5,408.17	1.09%
MGS-S Customer 2996	\$ 2,755.17	\$ 2,815.42	2.19%	\$ 5,652.90	\$ 5,713.15	1.07%
MGS-S Customer 2997	\$ 2,896.88	\$ 2,957.10	2.08%	\$ 10,219.46	\$ 10,279.69	0.59%

Internal Use

Customer	Delivery 7/22 Prices	Delivery 8/23 Prices	Delivery % Difference	Bundled 7/22 Prices	Bundled 8/23 Prices	Bundled % Difference
MGS-S Customer 2998	\$ 2,743.58	\$ 2,803.48	2.18%	\$ 5,723.58	\$ 5,783.48	1.05%
MGS-S Customer 2999	\$ 4,133.99	\$ 4,218.16	2.04%	\$ 14,650.82	\$ 14,734.99	0.57%
MGS-S Customer 3000	\$ 15,590.47	\$ 15,861.49	1.74%	\$ 25,517.70	\$ 25,788.72	1.06%
MGS-S Customer 3001	\$ 3,790.60	\$ 3,870.45	2.11%	\$ 10,484.85	\$ 10,564.70	0.76%
MGS-S Customer 3002	\$ 10,720.01	\$ 10,906.19	1.74%	\$ 39,395.62	\$ 39,581.80	0.47%
MGS-S Customer 3003	\$ 7,827.54	\$ 7,969.78	1.82%	\$ 26,036.60	\$ 26,178.84	0.55%
MGS-S Customer 3004	\$ 3,984.20	\$ 4,067.40	2.09%	\$ 10,074.22	\$ 10,157.42	0.83%
MGS-S Customer 3005	\$ 4,533.20	\$ 4,618.67	1.89%	\$ 16,536.60	\$ 16,622.07	0.52%
MGS-S Customer 3006	\$ 4,046.46	\$ 4,129.79	2.06%	\$ 11,317.40	\$ 11,400.73	0.74%
MGS-S Customer 3007	\$ 7,417.88	\$ 7,551.37	1.80%	\$ 30,391.73	\$ 30,525.22	0.44%
MGS-S Customer 3008	\$ 3,566.61	\$ 3,638.40	2.01%	\$ 9,657.67	\$ 9,729.45	0.74%
MGS-S Customer 3009	\$ 2,203.32	\$ 2,252.64	2.24%	\$ 8,286.71	\$ 8,336.04	0.60%
MGS-S Customer 3010	\$ 4,111.60	\$ 4,193.70	2.00%	\$ 9,733.37	\$ 9,815.47	0.84%
MGS-S Customer 3011	\$ 10,173.21	\$ 10,349.18	1.73%	\$ 37,239.98	\$ 37,415.96	0.47%
MGS-S Customer 3012	\$ 3,341.56	\$ 3,410.51	2.06%	\$ 7,409.34	\$ 7,478.30	0.93%
MGS-S Customer 3013	\$ 7,013.71	\$ 7,149.34	1.93%	\$ 17,420.85	\$ 17,556.47	0.78%
MGS-S Customer 3014	\$ 40,266.77	\$ 40,915.57	1.61%	\$ 125,242.37	\$ 125,891.17	0.52%
MGS-S Customer 3015	\$ 3,362.44	\$ 3,435.21	2.16%	\$ 9,468.69	\$ 9,541.46	0.77%
MGS-S Customer 3016	\$ 1,663.43	\$ 1,708.82	2.73%	\$ 5,913.69	\$ 5,959.09	0.77%
MGS-S Customer 3017	\$ 4,702.69	\$ 4,791.72	1.89%	\$ 14,515.42	\$ 14,604.46	0.61%
MGS-S Customer 3018	\$ 4,279.79	\$ 4,362.47	1.93%	\$ 12,662.17	\$ 12,744.85	0.65%
MGS-S Customer 3019	\$ 4,585.35	\$ 4,677.70	2.01%	\$ 14,166.48	\$ 14,258.82	0.65%
MGS-S Customer 3020	\$ 18,919.00	\$ 19,228.61	1.64%	\$ 79,177.09	\$ 79,486.70	0.39%
MGS-S Customer 3021	\$ 5,034.82	\$ 5,128.56	1.86%	\$ 17,861.61	\$ 17,955.34	0.52%
MGS-S Customer 3022	\$ 4,079.31	\$ 4,158.65	1.94%	\$ 12,617.09	\$ 12,696.43	0.63%
MGS-S Customer 3023	\$ 8,351.19	\$ 8,499.54	1.78%	\$ 20,728.23	\$ 20,876.58	0.72%
MGS-S Customer 3024	\$ 32,778.94	\$ 33,296.41	1.58%	\$ 131,365.63	\$ 131,883.10	0.39%
MGS-S Customer 3025	\$ 7,240.84	\$ 7,373.81	1.84%	\$ 24,311.95	\$ 24,444.92	0.55%
MGS-S Customer 3026	\$ 4,325.56	\$ 4,408.64	1.92%	\$ 12,257.52	\$ 12,340.60	0.68%
MGS-S Customer 3027	\$ 4,472.10	\$ 4,561.18	1.99%	\$ 16,382.25	\$ 16,471.34	0.54%
MGS-S Customer 3028	\$ 3,917.46	\$ 3,998.66	2.07%	\$ 12,794.83	\$ 12,876.03	0.63%
MGS-S Customer 3029	\$ 5,505.35	\$ 5,608.83	1.88%	\$ 12,059.74	\$ 12,163.22	0.86%
MGS-S Customer 3030	\$ 6,286.20	\$ 6,402.94	1.86%	\$ 25,372.80	\$ 25,489.54	0.46%
MGS-S Customer 3031	\$ 2,982.50	\$ 3,045.48	2.11%	\$ 7,484.83	\$ 7,547.81	0.84%
MGS-S Customer 3032	\$ 51,165.24	\$ 51,965.20	1.56%	\$ 172,513.26	\$ 173,313.21	0.46%
MGS-S Customer 3033	\$ 4,084.17	\$ 4,163.93	1.95%	\$ 9,975.83	\$ 10,055.59	0.80%
MGS-S Customer 3034	\$ 3,194.16	\$ 3,261.35	2.10%	\$ 6,648.01	\$ 6,715.20	1.01%
MGS-S Customer 3035	\$ 4,571.99	\$ 4,657.84	1.88%	\$ 15,674.76	\$ 15,760.61	0.55%
MGS-S Customer 3036	\$ 31,665.78	\$ 32,183.58	1.64%	\$ 97,170.86	\$ 97,688.65	0.53%
MGS-S Customer 3037	\$ 4,095.92	\$ 4,175.69	1.95%	\$ 11,859.34	\$ 11,939.11	0.67%

Customer	Delivery 7/22 Prices	Delivery 8/23 Prices	Delivery % Difference	Bundled 7/22 Prices	Bundled 8/23 Prices	Bundled % Difference
MGS-S Customer 3038	\$ 37,166.08	\$ 37,778.08	1.65%	\$ 85,691.57	\$ 86,303.57	0.71%
MGS-S Customer 3039	\$ 3,063.13	\$ 3,131.53	2.23%	\$ 8,549.50	\$ 8,617.90	0.80%
MGS-S Customer 3040	\$ 5,176.35	\$ 5,278.50	1.97%	\$ 13,316.61	\$ 13,418.76	0.77%
MGS-S Customer 3041	\$ 4,921.22	\$ 5,014.87	1.90%	\$ 11,914.15	\$ 12,007.81	0.79%
MGS-S Customer 3042	\$ 7,248.69	\$ 7,383.07	1.85%	\$ 20,077.42	\$ 20,211.79	0.67%
MGS-S Customer 3043	\$ 9,560.58	\$ 9,730.77	1.78%	\$ 27,349.15	\$ 27,519.34	0.62%
MGS-S Customer 3044	\$ 53,515.53	\$ 54,353.02	1.56%	\$ 220,212.51	\$ 221,050.00	0.38%
MGS-S Customer 3045	\$ 5,412.03	\$ 5,517.46	1.95%	\$ 15,342.57	\$ 15,448.00	0.69%
MGS-S Customer 3046	\$ 6,767.25	\$ 6,891.38	1.83%	\$ 25,547.62	\$ 25,671.76	0.49%
MGS-S Customer 3047	\$ 8,319.87	\$ 8,468.31	1.78%	\$ 28,064.64	\$ 28,213.07	0.53%
MGS-S Customer 3048	\$ 12,312.60	\$ 12,526.22	1.73%	\$ 37,936.92	\$ 38,150.53	0.56%
MGS-S Customer 3049	\$ 11,816.26	\$ 12,026.87	1.78%	\$ 19,647.55	\$ 19,858.16	1.07%
MGS-S Customer 3050	\$ 11,894.71	\$ 12,103.13	1.75%	\$ 30,761.93	\$ 30,970.35	0.68%
MGS-S Customer 3051	\$ 5,982.96	\$ 6,091.99	1.82%	\$ 15,562.83	\$ 15,671.86	0.70%
MGS-S Customer 3052	\$ 5,665.28	\$ 5,775.88	1.95%	\$ 11,789.81	\$ 11,900.41	0.94%
MGS-S Customer 3053	\$ 11,403.93	\$ 11,599.75	1.72%	\$ 22,057.87	\$ 22,253.69	0.89%
MGS-S Customer 3054	\$ 5,325.26	\$ 5,429.80	1.96%	\$ 13,222.13	\$ 13,326.68	0.79%
MGS-S Customer 3055	\$ 7,298.88	\$ 7,432.51	1.83%	\$ 24,849.78	\$ 24,983.41	0.54%
MGS-S Customer 3056	\$ 7,744.77	\$ 7,883.02	1.79%	\$ 33,604.93	\$ 33,743.17	0.41%
MGS-S Customer 3057	\$ 8,438.63	\$ 8,590.98	1.81%	\$ 23,813.95	\$ 23,966.30	0.64%
MGS-S Customer 3058	\$ 6,141.25	\$ 6,255.51	1.86%	\$ 24,560.56	\$ 24,674.81	0.47%
MGS-S Customer 3059	\$ 9,497.94	\$ 9,665.46	1.76%	\$ 34,037.21	\$ 34,204.73	0.49%
MGS-S Customer 3060	\$ 5,562.34	\$ 5,665.38	1.85%	\$ 18,076.50	\$ 18,179.54	0.57%
MGS-S Customer 3061	\$ 11,213.73	\$ 11,410.00	1.75%	\$ 32,366.22	\$ 32,562.49	0.61%
MGS-S Customer 3062	\$ 5,006.87	\$ 5,108.17	2.02%	\$ 11,999.80	\$ 12,101.11	0.84%
MGS-S Customer 3063	\$ 15,776.83	\$ 16,037.31	1.65%	\$ 69,823.55	\$ 70,084.02	0.37%
MGS-S Customer 3064	\$ 14,110.63	\$ 14,352.11	1.71%	\$ 39,874.80	\$ 40,116.28	0.61%
MGS-S Customer 3065	\$ 10,657.32	\$ 10,845.90	1.77%	\$ 26,096.63	\$ 26,285.21	0.72%
MGS-S Customer 3066	\$ 4,544.69	\$ 4,637.90	2.05%	\$ 7,267.71	\$ 7,360.92	1.28%
MGS-S Customer 3067	\$ 10,549.07	\$ 10,732.88	1.74%	\$ 38,118.61	\$ 38,302.42	0.48%
MGS-S Customer 3068	\$ 5,662.79	\$ 5,773.54	1.96%	\$ 12,011.28	\$ 12,122.03	0.92%
MGS-S Customer 3069	\$ 3,451.79	\$ 3,522.86	2.06%	\$ 7,580.70	\$ 7,651.78	0.94%
MGS-S Customer 3070	\$ 5,269.91	\$ 5,372.61	1.95%	\$ 16,541.10	\$ 16,643.81	0.62%
MGS-S Customer 3071	\$ 4,670.95	\$ 4,763.90	1.99%	\$ 15,686.42	\$ 15,779.37	0.59%
MGS-S Customer 3072	\$ 5,722.67	\$ 5,829.96	1.87%	\$ 10,508.03	\$ 10,615.32	1.02%
MGS-S Customer 3073	\$ 24,006.65	\$ 24,388.88	1.59%	\$ 94,998.66	\$ 95,380.90	0.40%
MGS-S Customer 3074	\$ 3,922.44	\$ 3,999.31	1.96%	\$ 10,804.19	\$ 10,881.07	0.71%
MGS-S Customer 3075	\$ 4,055.64	\$ 4,133.86	1.93%	\$ 14,447.47	\$ 14,525.68	0.54%
MGS-S Customer 3076	\$ 4,053.59	\$ 4,132.90	1.96%	\$ 10,891.13	\$ 10,970.44	0.73%
MGS-S Customer 3077	\$ 2,623.59	\$ 2,684.95	2.34%	\$ 7,044.91	\$ 7,106.27	0.87%

Customer	Delivery 7/22 Prices	Delivery 8/23 Prices	Delivery % Difference	Bundled 7/22 Prices	Bundled 8/23 Prices	Bundled % Difference
MGS-S Customer 3078	\$ 1,047.95	\$ 1,084.70	3.51%	\$ 1,329.84	\$ 1,366.59	2.76%
MGS-S Customer 3079	\$ 704.28	\$ 731.02	3.80%	\$ 761.19	\$ 787.92	3.51%
MGS-S Customer 3080	\$ 5,472.67	\$ 5,579.89	1.96%	\$ 11,983.76	\$ 12,090.98	0.89%
MGS-S Customer 3081	\$ 4,859.31	\$ 4,956.33	2.00%	\$ 11,368.34	\$ 11,465.36	0.85%
MGS-S Customer 3082	\$ 7,957.80	\$ 8,102.51	1.82%	\$ 23,909.01	\$ 24,053.72	0.61%
MGS-S Customer 3083	\$ 6,503.30	\$ 6,625.67	1.88%	\$ 11,494.34	\$ 11,616.71	1.06%
MGS-S Customer 3084	\$ 5,313.41	\$ 5,418.85	1.98%	\$ 9,374.68	\$ 9,480.12	1.12%
MGS-S Customer 3085	\$ 3,693.65	\$ 3,770.67	2.09%	\$ 13,319.22	\$ 13,396.24	0.58%
MGS-S Customer 3086	\$ 12,568.20	\$ 12,785.19	1.73%	\$ 34,607.38	\$ 34,824.37	0.63%
MGS-S Customer 3087	\$ 10,153.32	\$ 10,329.32	1.73%	\$ 28,919.98	\$ 29,095.98	0.61%
MGS-S Customer 3088	\$ 5,551.96	\$ 5,654.93	1.85%	\$ 17,908.67	\$ 18,011.63	0.57%
MGS-S Customer 3089	\$ 8,569.16	\$ 8,721.71	1.78%	\$ 31,961.22	\$ 32,113.77	0.48%
MGS-S Customer 3090	\$ 5,139.92	\$ 5,239.33	1.93%	\$ 18,316.24	\$ 18,415.64	0.54%
MGS-S Customer 3091	\$ 3,123.09	\$ 3,187.65	2.07%	\$ 8,790.56	\$ 8,855.13	0.73%
MGS-S Customer 3092	\$ 600.12	\$ 629.76	4.94%	\$ 600.12	\$ 629.76	4.94%
MGS-S Customer 3093	\$ 4,906.58	\$ 5,003.57	1.98%	\$ 15,521.90	\$ 15,618.89	0.62%
MGS-S Customer 3094	\$ 10,390.40	\$ 10,573.79	1.76%	\$ 32,112.95	\$ 32,296.34	0.57%
MGS-S Customer 3095	\$ 44,697.92	\$ 45,402.26	1.58%	\$ 166,471.00	\$ 167,175.33	0.42%
MGS-S Customer 3096	\$ 3,589.17	\$ 3,661.01	2.00%	\$ 9,960.86	\$ 10,032.69	0.72%
MGS-S Customer 3097	\$ 7,060.95	\$ 7,188.98	1.81%	\$ 29,942.94	\$ 30,070.96	0.43%
MGS-S Customer 3098	\$ 3,023.13	\$ 3,090.78	2.24%	\$ 8,512.35	\$ 8,580.01	0.79%
MGS-S Customer 3099	\$ 3,611.26	\$ 3,687.53	2.11%	\$ 12,169.15	\$ 12,245.42	0.63%
MGS-S Customer 3100	\$ 18,861.08	\$ 19,172.07	1.65%	\$ 74,521.20	\$ 74,832.19	0.42%
MGS-S Customer 3101	\$ 3,854.37	\$ 3,934.10	2.07%	\$ 13,082.19	\$ 13,161.92	0.61%
MGS-S Customer 3102	\$ 8,443.61	\$ 8,595.48	1.80%	\$ 27,435.03	\$ 27,586.90	0.55%
MGS-S Customer 3103	\$ 17,842.30	\$ 18,138.69	1.66%	\$ 64,233.35	\$ 64,529.74	0.46%
MGS-S Customer 3104	\$ 7,197.35	\$ 7,328.33	1.82%	\$ 27,567.82	\$ 27,698.80	0.48%
MGS-S Customer 3105	\$ 14,470.41	\$ 14,642.68	1.19%	\$ 246,154.72	\$ 246,326.99	0.07%
MGS-S Customer 3106	\$ 3,879.75	\$ 3,955.68	1.96%	\$ 12,949.55	\$ 13,025.47	0.59%
MGS-S Customer 3107	\$ 6,070.18	\$ 6,178.15	1.78%	\$ 26,287.30	\$ 26,395.28	0.41%
MGS-S Customer 3108	\$ 4,001.35	\$ 4,084.24	2.07%	\$ 13,092.17	\$ 13,175.06	0.63%
MGS-S Customer 3109	\$ 24,108.37	\$ 24,499.02	1.62%	\$ 72,958.38	\$ 73,349.02	0.54%
MGS-S Customer 3110	\$ 4,258.88	\$ 4,342.08	1.95%	\$ 10,314.97	\$ 10,398.17	0.81%
MGS-S Customer 3111	\$ 2,807.41	\$ 2,866.74	2.11%	\$ 8,746.94	\$ 8,806.28	0.68%
MGS-S Customer 3112	\$ 5,674.58	\$ 5,784.21	1.93%	\$ 15,616.09	\$ 15,725.72	0.70%
MGS-S Customer 3113	\$ 7,202.64	\$ 7,336.84	1.86%	\$ 19,316.88	\$ 19,451.07	0.69%
MGS-S Customer 3114	\$ 4,890.84	\$ 4,986.23	1.95%	\$ 18,322.64	\$ 18,418.04	0.52%
MGS-S Customer 3115	\$ 3,522.03	\$ 3,597.55	2.14%	\$ 9,047.02	\$ 9,122.54	0.83%
MGS-S Customer 3116	\$ 3,582.24	\$ 3,658.53	2.13%	\$ 10,054.82	\$ 10,131.11	0.76%
MGS-S Customer 3117	\$ 13,385.53	\$ 13,615.95	1.72%	\$ 42,829.00	\$ 43,059.41	0.54%

Internal Use

Customer	Delivery 7/22 Prices	Delivery 8/23 Prices	Delivery % Difference	Bundled 7/22 Prices	Bundled 8/23 Prices	Bundled % Difference
MGS-S Customer 3118	\$ 6,676.35	\$ 6,800.32	1.86%	\$ 23,194.31	\$ 23,318.28	0.53%
MGS-S Customer 3119	\$ 4,277.52	\$ 4,366.48	2.08%	\$ 9,901.46	\$ 9,990.42	0.90%
MGS-S Customer 3120	\$ 4,907.01	\$ 5,005.71	2.01%	\$ 11,726.26	\$ 11,824.97	0.84%
MGS-S Customer 3121	\$ 18,009.00	\$ 18,318.53	1.72%	\$ 49,353.81	\$ 49,663.34	0.63%
MGS-S Customer 3122	\$ 5,869.97	\$ 5,980.60	1.88%	\$ 10,589.06	\$ 10,699.69	1.04%
MGS-S Customer 3123	\$ 6,694.94	\$ 6,821.22	1.89%	\$ 17,024.38	\$ 17,150.66	0.74%
MGS-S Customer 3124	\$ 5,531.26	\$ 5,639.20	1.95%	\$ 15,280.23	\$ 15,388.18	0.71%
MGS-S Customer 3125	\$ 1,264.87	\$ 1,299.96	2.77%	\$ 3,766.33	\$ 3,801.42	0.93%
MGS-S Customer 3126	\$ 3,493.55	\$ 3,569.49	2.17%	\$ 9,121.38	\$ 9,197.32	0.83%
MGS-S Customer 3127	\$ 5,952.63	\$ 6,065.38	1.89%	\$ 19,883.66	\$ 19,996.41	0.57%
MGS-S Customer 3128	\$ 2,880.63	\$ 2,945.49	2.25%	\$ 8,466.18	\$ 8,531.04	0.77%
MGS-S Customer 3129	\$ 1,932.87	\$ 1,978.73	2.37%	\$ 4,866.48	\$ 4,912.34	0.94%
MGS-S Customer 3130	\$ 8,641.57	\$ 8,796.36	1.79%	\$ 28,817.79	\$ 28,972.58	0.54%
MGS-S Customer 3131	\$ 3,015.98	\$ 3,084.64	2.28%	\$ 6,572.32	\$ 6,640.98	1.04%
MGS-S Customer 3132	\$ 7,739.62	\$ 7,882.56	1.85%	\$ 17,429.18	\$ 17,572.12	0.82%
MGS-S Customer 3133	\$ 6,752.42	\$ 6,872.90	1.78%	\$ 22,833.43	\$ 22,953.91	0.53%
MGS-S Customer 3134	\$ 5,487.06	\$ 5,593.09	1.93%	\$ 14,756.13	\$ 14,862.16	0.72%
MGS-S Customer 3135	\$ 18,654.80	\$ 18,959.18	1.63%	\$ 82,030.00	\$ 82,334.38	0.37%
MGS-S Customer 3136	\$ 21,272.69	\$ 21,628.51	1.67%	\$ 58,330.68	\$ 58,686.50	0.61%
MGS-S Customer 3137	\$ 33,223.34	\$ 33,761.05	1.62%	\$ 106,333.81	\$ 106,871.51	0.51%
MGS-S Customer 3138	\$ 3,932.78	\$ 4,014.89	2.09%	\$ 10,944.00	\$ 11,026.11	0.75%
MGS-S Customer 3139	\$ 13,094.66	\$ 13,318.98	1.71%	\$ 37,336.83	\$ 37,561.16	0.60%
MGS-S Customer 3140	\$ 4,892.86	\$ 4,984.36	1.87%	\$ 16,986.53	\$ 17,078.03	0.54%
MGS-S Customer 3141	\$ 15,544.77	\$ 15,816.28	1.75%	\$ 24,541.20	\$ 24,812.72	1.11%
MGS-S Customer 3142	\$ 11,649.43	\$ 11,852.50	1.74%	\$ 33,453.91	\$ 33,656.98	0.61%
MGS-S Customer 3143	\$ 7,581.96	\$ 7,718.02	1.79%	\$ 18,890.64	\$ 19,026.70	0.72%
MGS-S Customer 3144	\$ 5,706.43	\$ 5,814.77	1.90%	\$ 21,161.74	\$ 21,270.07	0.51%
MGS-S Customer 3145	\$ 4,740.38	\$ 4,829.18	1.87%	\$ 17,870.30	\$ 17,959.10	0.50%
MGS-S Customer 3146	\$ 7,607.69	\$ 7,747.12	1.83%	\$ 23,324.77	\$ 23,464.20	0.60%
MGS-S Customer 3147	\$ 6,134.63	\$ 6,248.62	1.86%	\$ 23,354.51	\$ 23,468.50	0.49%
MGS-S Customer 3148	\$ 8,921.22	\$ 9,082.74	1.81%	\$ 22,692.28	\$ 22,853.80	0.71%
MGS-S Customer 3149	\$ 1,862.40	\$ 1,908.18	2.46%	\$ 4,254.97	\$ 4,300.75	1.08%
MGS-S Customer 3150	\$ 5,664.48	\$ 5,773.01	1.92%	\$ 16,560.66	\$ 16,669.19	0.66%
MGS-S Customer 3151	\$ 8,069.66	\$ 8,213.83	1.79%	\$ 30,885.83	\$ 31,030.00	0.47%
MGS-S Customer 3152	\$ 12,341.06	\$ 12,551.11	1.70%	\$ 49,755.56	\$ 49,965.61	0.42%
MGS-S Customer 3153	\$ 4,557.00	\$ 4,648.64	2.01%	\$ 13,432.31	\$ 13,523.96	0.68%
MGS-S Customer 3154	\$ 5,917.81	\$ 6,028.66	1.87%	\$ 21,146.87	\$ 21,257.72	0.52%
MGS-S Customer 3155	\$ 4,581.75	\$ 4,668.20	1.89%	\$ 17,459.50	\$ 17,545.94	0.50%
MGS-S Customer 3156	\$ 11,031.59	\$ 11,220.66	1.71%	\$ 45,203.62	\$ 45,392.69	0.42%
MGS-S Customer 3157	\$ 3,784.38	\$ 3,864.21	2.11%	\$ 10,522.74	\$ 10,602.57	0.76%

Customer	Delivery 7/22 Prices	Delivery 8/23 Prices	Delivery % Difference	Bundled 7/22 Prices	Bundled 8/23 Prices	Bundled % Difference
MGS-S Customer 3158	\$ 12,288.39	\$ 12,498.02	1.71%	\$ 50,678.58	\$ 50,888.21	0.41%
MGS-S Customer 3159	\$ 60,674.78	\$ 61,628.38	1.57%	\$ 245,027.78	\$ 245,981.38	0.39%
MGS-S Customer 3160	\$ 13,871.87	\$ 14,113.21	1.74%	\$ 29,690.54	\$ 29,931.87	0.81%
MGS-S Customer 3161	\$ 11,513.85	\$ 11,709.92	1.70%	\$ 35,641.77	\$ 35,837.84	0.55%
MGS-S Customer 3162	\$ 11,808.08	\$ 12,014.56	1.75%	\$ 35,081.30	\$ 35,287.78	0.59%
MGS-S Customer 3163	\$ 5,251.75	\$ 5,352.78	1.92%	\$ 19,351.88	\$ 19,452.92	0.52%
MGS-S Customer 3164	\$ 4,662.80	\$ 4,757.25	2.03%	\$ 9,600.36	\$ 9,694.81	0.98%
MGS-S Customer 3165	\$ 5,392.62	\$ 5,491.61	1.84%	\$ 18,918.24	\$ 19,017.23	0.52%
MGS-S Customer 3166	\$ 4,240.60	\$ 4,322.90	1.94%	\$ 11,282.56	\$ 11,364.86	0.73%
MGS-S Customer 3167	\$ 5,820.04	\$ 5,931.19	1.91%	\$ 18,068.54	\$ 18,179.68	0.62%
MGS-S Customer 3168	\$ 3,684.35	\$ 3,757.89	2.00%	\$ 9,693.71	\$ 9,767.24	0.76%
MGS-S Customer 3169	\$ 5,808.07	\$ 5,915.40	1.85%	\$ 16,080.03	\$ 16,187.36	0.67%
MGS-S Customer 3170	\$ 17,417.07	\$ 17,708.04	1.67%	\$ 58,963.34	\$ 59,254.31	0.49%
MGS-S Customer 3171	\$ 9,493.16	\$ 9,664.17	1.80%	\$ 26,742.40	\$ 26,913.41	0.64%
MGS-S Customer 3172	\$ 11,754.46	\$ 11,954.18	1.70%	\$ 50,284.17	\$ 50,483.89	0.40%
MGS-S Customer 3173	\$ 15,936.93	\$ 16,210.09	1.71%	\$ 41,088.65	\$ 41,361.81	0.66%
MGS-S Customer 3174	\$ 7,700.73	\$ 7,837.01	1.77%	\$ 20,240.71	\$ 20,376.99	0.67%
MGS-S Customer 3175	\$ 8,286.96	\$ 8,435.74	1.80%	\$ 28,050.01	\$ 28,198.78	0.53%
MGS-S Customer 3176	\$ 4,962.72	\$ 5,061.73	2.00%	\$ 12,986.43	\$ 13,085.44	0.76%
MGS-S Customer 3177	\$ 6,613.03	\$ 6,731.01	1.78%	\$ 23,650.43	\$ 23,768.41	0.50%
MGS-S Customer 3178	\$ 3,473.03	\$ 3,544.48	2.06%	\$ 8,349.80	\$ 8,421.25	0.86%
MGS-S Customer 3179	\$ 29,113.05	\$ 29,590.88	1.64%	\$ 82,862.68	\$ 83,340.51	0.58%
MGS-S Customer 3180	\$ 3,581.91	\$ 3,658.75	2.15%	\$ 9,856.01	\$ 9,932.85	0.78%
MGS-S Customer 3181	\$ 20,670.28	\$ 21,013.36	1.66%	\$ 68,916.97	\$ 69,260.05	0.50%
MGS-S Customer 3182	\$ 4,212.20	\$ 4,293.66	1.93%	\$ 13,697.46	\$ 13,778.92	0.59%
MGS-S Customer 3183	\$ 3,998.14	\$ 4,080.27	2.05%	\$ 12,812.78	\$ 12,894.91	0.64%
MGS-S Customer 3184	\$ 12,808.72	\$ 13,028.10	1.71%	\$ 43,673.62	\$ 43,893.00	0.50%
MGS-S Customer 3185	\$ 3,327.21	\$ 3,395.04	2.04%	\$ 9,537.44	\$ 9,605.27	0.71%
MGS-S Customer 3186	\$ 9,163.81	\$ 9,325.20	1.76%	\$ 30,937.90	\$ 31,099.28	0.52%
MGS-S Customer 3187	\$ 5,926.12	\$ 6,037.56	1.88%	\$ 20,085.67	\$ 20,197.11	0.55%
MGS-S Customer 3188	\$ 5,144.06	\$ 5,240.95	1.88%	\$ 14,255.44	\$ 14,352.33	0.68%
MGS-S Customer 3189	\$ 6,619.88	\$ 6,738.42	1.79%	\$ 17,259.88	\$ 17,378.42	0.69%
MGS-S Customer 3190	\$ 2,658.90	\$ 2,717.66	2.21%	\$ 5,826.29	\$ 5,885.05	1.01%
MGS-S Customer 3191	\$ 10,619.11	\$ 10,801.00	1.71%	\$ 46,113.97	\$ 46,295.87	0.39%
MGS-S Customer 3192	\$ 9,715.40	\$ 9,887.24	1.77%	\$ 33,066.32	\$ 33,238.16	0.52%
MGS-S Customer 3193	\$ 4,172.78	\$ 4,258.34	2.05%	\$ 13,368.26	\$ 13,453.82	0.64%
MGS-S Customer 3194	\$ 8,700.67	\$ 8,856.88	1.80%	\$ 28,851.63	\$ 29,007.85	0.54%
MGS-S Customer 3195	\$ 7,685.79	\$ 7,829.29	1.87%	\$ 17,997.40	\$ 18,140.90	0.80%
MGS-S Customer 3196	\$ 9,109.13	\$ 9,271.02	1.78%	\$ 31,737.91	\$ 31,899.80	0.51%
MGS-S Customer 3197	\$ 639.37	\$ 669.64	4.73%	\$ 643.60	\$ 673.87	4.70%

Internal Use

Customer	Delivery 7/22 Prices	Delivery 8/23 Prices	Delivery % Difference	Bundled 7/22 Prices	Bundled 8/23 Prices	Bundled % Difference
MGS-S Customer 3198	\$ 4,397.54	\$ 4,482.56	1.93%	\$ 11,293.92	\$ 11,378.94	0.75%
MGS-S Customer 3199	\$ 19,829.41	\$ 20,154.65	1.64%	\$ 77,674.25	\$ 77,999.49	0.42%
MGS-S Customer 3200	\$ 5,561.33	\$ 5,670.79	1.97%	\$ 11,584.28	\$ 11,693.74	0.94%
MGS-S Customer 3201	\$ 3,977.54	\$ 4,059.69	2.07%	\$ 12,547.31	\$ 12,629.47	0.65%
MGS-S Customer 3202	\$ 511.27	\$ 534.90	4.62%	\$ 580.52	\$ 604.14	4.07%
MGS-S Customer 3203	\$ 15,420.65	\$ 15,682.09	1.70%	\$ 49,312.06	\$ 49,573.49	0.53%
MGS-S Customer 3204	\$ 15,525.04	\$ 15,782.66	1.66%	\$ 65,912.69	\$ 66,170.31	0.39%
MGS-S Customer 3205	\$ 3,392.87	\$ 3,463.06	2.07%	\$ 7,960.22	\$ 8,030.41	0.88%
MGS-S Customer 3206	\$ 28,403.76	\$ 28,863.11	1.62%	\$ 105,271.21	\$ 105,730.56	0.44%
MGS-S Customer 3207	\$ 3,512.77	\$ 3,583.69	2.02%	\$ 8,235.17	\$ 8,306.09	0.86%
MGS-S Customer 3208	\$ 14,503.91	\$ 14,745.18	1.66%	\$ 58,719.38	\$ 58,960.65	0.41%
MGS-S Customer 3209	\$ 4,234.98	\$ 4,317.74	1.95%	\$ 10,091.79	\$ 10,174.55	0.82%
MGS-S Customer 3210	\$ 4,990.41	\$ 5,088.04	1.96%	\$ 16,608.74	\$ 16,706.37	0.59%
MGS-S Customer 3211	\$ 3,278.88	\$ 3,351.31	2.21%	\$ 8,254.72	\$ 8,327.15	0.88%
MGS-S Customer 3212	\$ 5,175.69	\$ 5,276.61	1.95%	\$ 16,483.68	\$ 16,584.60	0.61%
MGS-S Customer 3213	\$ 3,760.83	\$ 3,835.93	2.00%	\$ 10,566.37	\$ 10,641.47	0.71%
MGS-S Customer 3214	\$ 17,621.37	\$ 17,920.38	1.70%	\$ 43,344.41	\$ 43,643.42	0.69%
MGS-S Customer 3215	\$ 12,575.22	\$ 12,797.66	1.77%	\$ 22,520.73	\$ 22,743.17	0.99%
MGS-S Customer 3216	\$ 1,711.09	\$ 1,753.95	2.50%	\$ 4,338.12	\$ 4,380.99	0.99%
MGS-S Customer 3217	\$ 4,037.66	\$ 4,121.48	2.08%	\$ 10,043.36	\$ 10,127.18	0.83%
MGS-S Customer 3218	\$ 5,000.70	\$ 5,094.78	1.88%	\$ 14,688.32	\$ 14,782.40	0.64%
MGS-S Customer 3219	\$ 2,943.15	\$ 3,010.27	2.28%	\$ 7,577.22	\$ 7,644.35	0.89%
MGS-S Customer 3220	\$ 4,040.73	\$ 4,123.65	2.05%	\$ 13,110.98	\$ 13,193.90	0.63%
MGS-S Customer 3221	\$ 10,622.51	\$ 10,806.14	1.73%	\$ 41,430.28	\$ 41,613.91	0.44%
MGS-S Customer 3222	\$ 9,931.18	\$ 10,110.71	1.81%	\$ 18,578.65	\$ 18,758.18	0.97%
MGS-S Customer 3223	\$ 6,298.37	\$ 6,412.17	1.81%	\$ 20,185.06	\$ 20,298.86	0.56%
MGS-S Customer 3224	\$ 8,692.35	\$ 8,845.00	1.76%	\$ 22,943.31	\$ 23,095.96	0.67%
MGS-S Customer 3225	\$ 5,782.54	\$ 5,895.30	1.95%	\$ 10,710.85	\$ 10,823.61	1.05%
MGS-S Customer 3226	\$ 6,881.63	\$ 7,008.55	1.84%	\$ 24,390.13	\$ 24,517.06	0.52%
MGS-S Customer 3227	\$ 7,527.63	\$ 7,660.31	1.76%	\$ 25,259.64	\$ 25,392.32	0.53%
MGS-S Customer 3228	\$ 3,152.40	\$ 3,220.65	2.17%	\$ 12,439.76	\$ 12,508.00	0.55%
MGS-S Customer 3229	\$ 19,655.26	\$ 19,974.96	1.63%	\$ 34,888.89	\$ 35,208.59	0.92%
MGS-S Customer 3230	\$ 3,443.99	\$ 3,517.56	2.14%	\$ 10,962.89	\$ 11,036.45	0.67%
MGS-S Customer 3231	\$ 3,124.25	\$ 3,188.80	2.07%	\$ 9,198.74	\$ 9,263.29	0.70%
MGS-S Customer 3232	\$ 7,129.66	\$ 7,261.93	1.86%	\$ 21,940.17	\$ 22,072.44	0.60%
MGS-S Customer 3233	\$ 6,813.47	\$ 6,938.23	1.83%	\$ 27,526.73	\$ 27,651.49	0.45%
MGS-S Customer 3234	\$ 24,902.95	\$ 25,310.36	1.64%	\$ 89,306.52	\$ 89,713.93	0.46%
MGS-S Customer 3235	\$ 10,700.68	\$ 10,887.86	1.75%	\$ 36,103.77	\$ 36,290.96	0.52%
MGS-S Customer 3236	\$ 14,792.64	\$ 15,042.66	1.69%	\$ 50,689.72	\$ 50,939.73	0.49%
MGS-S Customer 3237	\$ 11,481.26	\$ 11,676.79	1.70%	\$ 48,722.07	\$ 48,917.60	0.40%

Internal Use

Customer	Delivery 7/22 Prices	Delivery 8/23 Prices	Delivery % Difference	Bundled 7/22 Prices	Bundled 8/23 Prices	Bundled % Difference
MGS-S Customer 3238	\$ 7,937.35	\$ 8,078.77	1.78%	\$ 33,043.37	\$ 33,184.78	0.43%
MGS-S Customer 3239	\$ 5,487.71	\$ 5,589.34	1.85%	\$ 16,264.37	\$ 16,366.00	0.62%
MGS-S Customer 3240	\$ 3,405.71	\$ 3,475.39	2.05%	\$ 8,533.86	\$ 8,603.54	0.82%
MGS-S Customer 3241	\$ 19,016.25	\$ 19,329.86	1.65%	\$ 73,222.93	\$ 73,536.54	0.43%
MGS-S Customer 3242	\$ 7,324.60	\$ 7,458.62	1.83%	\$ 25,588.51	\$ 25,722.52	0.52%
MGS-S Customer 3243	\$ 4,063.61	\$ 4,142.36	1.94%	\$ 13,481.11	\$ 13,559.86	0.58%
MGS-S Customer 3244	\$ 4,307.81	\$ 4,392.67	1.97%	\$ 8,485.29	\$ 8,570.15	1.00%
MGS-S Customer 3245	\$ 3,935.99	\$ 4,018.03	2.08%	\$ 11,292.06	\$ 11,374.10	0.73%
MGS-S Customer 3246	\$ 7,240.42	\$ 7,377.38	1.89%	\$ 12,592.53	\$ 12,729.49	1.09%
MGS-S Customer 3247	\$ 6,424.88	\$ 6,546.55	1.89%	\$ 18,939.03	\$ 19,060.71	0.64%
MGS-S Customer 3248	\$ 4,502.49	\$ 4,592.67	2.00%	\$ 13,383.06	\$ 13,473.24	0.67%
MGS-S Customer 3249	\$ 3,976.99	\$ 4,057.87	2.03%	\$ 15,432.61	\$ 15,513.49	0.52%
MGS-S Customer 3250	\$ 8,973.19	\$ 9,131.87	1.77%	\$ 34,513.41	\$ 34,672.08	0.46%
MGS-S Customer 3251	\$ 1,362.14	\$ 1,398.83	2.69%	\$ 3,216.64	\$ 3,253.33	1.14%
MGS-S Customer 3252	\$ 4,647.43	\$ 4,739.93	1.99%	\$ 15,339.43	\$ 15,431.92	0.60%
MGS-S Customer 3253	\$ 3,758.88	\$ 3,837.94	2.10%	\$ 10,253.62	\$ 10,332.69	0.77%
MGS-S Customer 3254	\$ 4,042.39	\$ 4,121.98	1.97%	\$ 10,144.98	\$ 10,224.57	0.78%
MGS-S Customer 3255	\$ 4,283.09	\$ 4,366.84	1.96%	\$ 9,155.29	\$ 9,239.04	0.91%
MGS-S Customer 3256	\$ 3,473.18	\$ 3,546.91	2.12%	\$ 10,855.53	\$ 10,929.26	0.68%
MGS-S Customer 3257	\$ 4,431.33	\$ 4,520.90	2.02%	\$ 12,705.50	\$ 12,795.07	0.70%
MGS-S Customer 3258	\$ 1,662.18	\$ 1,708.27	2.77%	\$ 3,603.06	\$ 3,649.15	1.28%
MGS-S Customer 3259	\$ 2,543.00	\$ 2,602.74	2.35%	\$ 7,733.89	\$ 7,793.62	0.77%
MGS-S Customer 3260	\$ 2,937.71	\$ 3,004.01	2.26%	\$ 7,991.47	\$ 8,057.78	0.83%
MGS-S Customer 3261	\$ 39,250.44	\$ 39,850.97	1.53%	\$ 182,925.58	\$ 183,526.10	0.33%
MGS-S Customer 3262	\$ 3,355.50	\$ 3,423.45	2.03%	\$ 10,451.96	\$ 10,519.91	0.65%
MGS-S Customer 3263	\$ 18,541.42	\$ 18,847.71	1.65%	\$ 69,850.37	\$ 70,156.67	0.44%
MGS-S Customer 3264	\$ 5,240.57	\$ 5,340.97	1.92%	\$ 19,212.73	\$ 19,313.13	0.52%
MGS-S Customer 3265	\$ 2,513.46	\$ 2,567.88	2.17%	\$ 6,981.62	\$ 7,036.05	0.78%
MGS-S Customer 3266	\$ 67,119.60	\$ 68,203.26	1.61%	\$ 172,388.44	\$ 173,472.09	0.63%
MGS-S Customer 3267	\$ 5,519.88	\$ 5,625.44	1.91%	\$ 19,895.27	\$ 20,000.84	0.53%
MGS-S Customer 3268	\$ 12,763.16	\$ 12,983.24	1.72%	\$ 41,472.82	\$ 41,692.90	0.53%
MGS-S Customer 3269	\$ 5,479.85	\$ 5,584.33	1.91%	\$ 21,658.90	\$ 21,763.38	0.48%
MGS-S Customer 3270	\$ 4,671.02	\$ 4,764.93	2.01%	\$ 12,719.52	\$ 12,813.43	0.74%
MGS-S Customer 3271	\$ 3,234.24	\$ 3,300.95	2.06%	\$ 9,632.44	\$ 9,699.14	0.69%
MGS-S Customer 3272	\$ 5,749.04	\$ 5,855.69	1.86%	\$ 13,824.51	\$ 13,931.16	0.77%
MGS-S Customer 3273	\$ 7,568.93	\$ 7,702.86	1.77%	\$ 36,992.16	\$ 37,126.10	0.36%
MGS-S Customer 3274	\$ 6,279.82	\$ 6,400.47	1.92%	\$ 14,872.45	\$ 14,993.10	0.81%
MGS-S Customer 3275	\$ 5,582.18	\$ 5,690.42	1.94%	\$ 14,678.71	\$ 14,786.95	0.74%
MGS-S Customer 3276	\$ 5,193.98	\$ 5,291.46	1.88%	\$ 14,186.07	\$ 14,283.55	0.69%
MGS-S Customer 3277	\$ 5,613.23	\$ 5,723.14	1.96%	\$ 10,852.56	\$ 10,962.47	1.01%

Customer	Delivery 7/22 Prices	Delivery 8/23 Prices	Delivery % Difference	Bundled 7/22 Prices	Bundled 8/23 Prices	Bundled % Difference
MGS-S Customer 3278	\$ 3,849.03	\$ 3,925.92	2.00%	\$ 9,879.75	\$ 9,956.64	0.78%
MGS-S Customer 3279	\$ 3,166.70	\$ 3,232.05	2.06%	\$ 8,664.61	\$ 8,729.96	0.75%
MGS-S Customer 3280	\$ 3,129.07	\$ 3,193.57	2.06%	\$ 9,821.03	\$ 9,885.54	0.66%
MGS-S Customer 3281	\$ 5,580.64	\$ 5,687.78	1.92%	\$ 17,409.21	\$ 17,516.35	0.62%
MGS-S Customer 3282	\$ 5,306.28	\$ 5,404.19	1.85%	\$ 18,562.58	\$ 18,660.49	0.53%
MGS-S Customer 3283	\$ 2,838.49	\$ 2,902.72	2.26%	\$ 9,678.19	\$ 9,742.43	0.66%
MGS-S Customer 3284	\$ 3,939.35	\$ 4,017.85	1.99%	\$ 8,153.39	\$ 8,231.89	0.96%
MGS-S Customer 3285	\$ 6,400.12	\$ 6,514.41	1.79%	\$ 23,623.99	\$ 23,738.29	0.48%
MGS-S Customer 3286	\$ 6,826.28	\$ 6,953.85	1.87%	\$ 19,705.62	\$ 19,833.19	0.65%
MGS-S Customer 3287	\$ 4,453.27	\$ 4,545.24	2.07%	\$ 6,327.08	\$ 6,419.05	1.45%
MGS-S Customer 3288	\$ 624.92	\$ 654.89	4.80%	\$ 624.96	\$ 654.93	4.80%
MGS-S Customer 3289	\$ 4,134.58	\$ 4,217.11	2.00%	\$ 19,089.29	\$ 19,171.82	0.43%
MGS-S Customer 3290	\$ 4,149.92	\$ 4,234.18	2.03%	\$ 14,788.90	\$ 14,873.16	0.57%
MGS-S Customer 3291	\$ 7,789.81	\$ 7,931.03	1.81%	\$ 27,872.79	\$ 28,014.01	0.51%
MGS-S Customer 3292	\$ 9,671.24	\$ 9,841.20	1.76%	\$ 34,864.78	\$ 35,034.74	0.49%
MGS-S Customer 3293	\$ 3,860.31	\$ 3,936.31	1.97%	\$ 10,547.02	\$ 10,623.02	0.72%
MGS-S Customer 3294	\$ 4,690.25	\$ 4,784.14	2.00%	\$ 14,248.52	\$ 14,342.41	0.66%
MGS-S Customer 3295	\$ 5,386.65	\$ 5,490.60	1.93%	\$ 16,337.91	\$ 16,441.86	0.64%
MGS-S Customer 3296	\$ 8,098.18	\$ 8,244.97	1.81%	\$ 24,572.49	\$ 24,719.28	0.60%
MGS-S Customer 3297	\$ 21,234.23	\$ 21,573.38	1.60%	\$ 77,068.03	\$ 77,407.18	0.44%
MGS-S Customer 3298	\$ 32,443.88	\$ 32,957.35	1.58%	\$ 145,907.71	\$ 146,421.17	0.35%
MGS-S Customer 3299	\$ 35,272.80	\$ 35,839.17	1.61%	\$ 117,186.14	\$ 117,752.51	0.48%
MGS-S Customer 3300	\$ 7,932.97	\$ 8,077.15	1.82%	\$ 24,196.23	\$ 24,340.41	0.60%
MGS-S Customer 3301	\$ 4,206.90	\$ 4,292.85	2.04%	\$ 12,863.75	\$ 12,949.69	0.67%
MGS-S Customer 3302	\$ 5,282.30	\$ 5,380.57	1.86%	\$ 15,804.50	\$ 15,902.77	0.62%
MGS-S Customer 3303	\$ 71,216.04	\$ 72,317.87	1.55%	\$ 281,849.68	\$ 282,951.51	0.39%
MGS-S Customer 3304	\$ 2,518.34	\$ 2,574.36	2.22%	\$ 5,060.14	\$ 5,116.16	1.11%
MGS-S Customer 3305	\$ 5,568.54	\$ 5,676.41	1.94%	\$ 14,707.46	\$ 14,815.33	0.73%
MGS-S Customer 3306	\$ 5,672.64	\$ 5,775.99	1.82%	\$ 20,597.07	\$ 20,700.42	0.50%
MGS-S Customer 3307	\$ 5,768.27	\$ 5,874.75	1.85%	\$ 16,586.07	\$ 16,692.55	0.64%
MGS-S Customer 3308	\$ 4,504.83	\$ 4,595.82	2.02%	\$ 12,607.15	\$ 12,698.14	0.72%
MGS-S Customer 3309	\$ 21,799.82	\$ 22,150.37	1.61%	\$ 72,064.41	\$ 72,414.96	0.49%
MGS-S Customer 3310	\$ 2,241.11	\$ 2,291.60	2.25%	\$ 5,585.72	\$ 5,636.21	0.90%
MGS-S Customer 3311	\$ 2,443.67	\$ 2,497.47	2.20%	\$ 5,478.51	\$ 5,532.31	0.98%
MGS-S Customer 3312	\$ 4,296.12	\$ 4,385.91	2.09%	\$ 10,005.65	\$ 10,095.44	0.90%
MGS-S Customer 3313	\$ 5,088.27	\$ 5,184.08	1.88%	\$ 13,871.38	\$ 13,967.19	0.69%
MGS-S Customer 3314	\$ 2,193.27	\$ 2,244.26	2.32%	\$ 4,864.53	\$ 4,915.52	1.05%
MGS-S Customer 3315	\$ 4,771.08	\$ 4,866.40	2.00%	\$ 11,910.28	\$ 12,005.59	0.80%
MGS-S Customer 3316	\$ 5,538.60	\$ 5,642.13	1.87%	\$ 13,169.25	\$ 13,272.77	0.79%
MGS-S Customer 3317	\$ 3,854.05	\$ 3,932.68	2.04%	\$ 5,395.58	\$ 5,474.21	1.46%

Internal Use

Customer	Delivery 7/22 Prices	Delivery 8/23 Prices	Delivery % Difference	Bundled 7/22 Prices	Bundled 8/23 Prices	Bundled % Difference
MGS-S Customer 3318	\$ 3,583.44	\$ 3,656.31	2.03%	\$ 7,751.78	\$ 7,824.65	0.94%
MGS-S Customer 3319	\$ 3,440.50	\$ 3,509.15	2.00%	\$ 12,353.30	\$ 12,421.94	0.56%
MGS-S Customer 3320	\$ 3,442.81	\$ 3,516.07	2.13%	\$ 11,589.01	\$ 11,662.27	0.63%
MGS-S Customer 3321	\$ 3,800.69	\$ 3,879.73	2.08%	\$ 12,697.14	\$ 12,776.18	0.62%
MGS-S Customer 3322	\$ 43,991.54	\$ 44,689.48	1.59%	\$ 86,387.93	\$ 87,085.87	0.81%
MGS-S Customer 3323	\$ 5,913.19	\$ 6,020.74	1.82%	\$ 19,843.31	\$ 19,950.85	0.54%
MGS-S Customer 3324	\$ 3,911.73	\$ 3,988.21	1.96%	\$ 12,782.82	\$ 12,859.30	0.60%
MGS-S Customer 3325	\$ 6,159.94	\$ 6,276.27	1.89%	\$ 19,949.28	\$ 20,065.61	0.58%
MGS-S Customer 3326	\$ 8,297.94	\$ 8,444.26	1.76%	\$ 20,391.60	\$ 20,537.93	0.72%
MGS-S Customer 3327	\$ 6,899.07	\$ 7,020.32	1.76%	\$ 27,953.64	\$ 28,074.89	0.43%
MGS-S Customer 3328	\$ 3,458.45	\$ 3,530.44	2.08%	\$ 8,236.85	\$ 8,308.83	0.87%
MGS-S Customer 3329	\$ 4,256.38	\$ 4,343.66	2.05%	\$ 10,837.96	\$ 10,925.25	0.81%
MGS-S Customer 3330	\$ 6,952.43	\$ 7,081.09	1.85%	\$ 22,716.24	\$ 22,844.91	0.57%
MGS-S Customer 3331	\$ 5,290.13	\$ 5,387.72	1.84%	\$ 18,645.27	\$ 18,742.86	0.52%
MGS-S Customer 3332	\$ 69,192.65	\$ 70,273.12	1.56%	\$ 283,080.52	\$ 284,160.99	0.38%
MGS-S Customer 3333	\$ 65,400.29	\$ 66,447.42	1.60%	\$ 193,357.32	\$ 194,404.44	0.54%
MGS-S Customer 3334	\$ 3,857.59	\$ 3,938.93	2.11%	\$ 10,623.72	\$ 10,705.05	0.77%
MGS-S Customer 3335	\$ 1,588.79	\$ 1,633.84	2.84%	\$ 4,405.74	\$ 4,450.78	1.02%
MGS-S Customer 3336	\$ 6,351.79	\$ 6,469.24	1.85%	\$ 16,601.81	\$ 16,719.26	0.71%
MGS-S Customer 3337	\$ 6,000.63	\$ 6,116.01	1.92%	\$ 15,766.29	\$ 15,881.67	0.73%
MGS-S Customer 3338	\$ 7,668.73	\$ 7,809.64	1.84%	\$ 22,020.25	\$ 22,161.16	0.64%
MGS-S Customer 3339	\$ 3,631.83	\$ 3,706.14	2.05%	\$ 8,933.89	\$ 9,008.20	0.83%
MGS-S Customer 3340	\$ 4,309.29	\$ 4,397.15	2.04%	\$ 12,234.16	\$ 12,322.02	0.72%
MGS-S Customer 3341	\$ 18,932.87	\$ 19,248.16	1.67%	\$ 53,033.72	\$ 53,349.01	0.59%
MGS-S Customer 3342	\$ 17,982.28	\$ 18,279.28	1.65%	\$ 63,500.35	\$ 63,797.35	0.47%
MGS-S Customer 3343	\$ 983.09	\$ 1,011.55	2.89%	\$ 9,335.42	\$ 9,363.88	0.30%
MGS-S Customer 3344	\$ 16,673.16	\$ 16,953.57	1.68%	\$ 39,886.96	\$ 40,167.38	0.70%
MGS-S Customer 3345	\$ 3,498.52	\$ 3,567.59	1.97%	\$ 13,061.93	\$ 13,131.00	0.53%
MGS-S Customer 3346	\$ 2,919.57	\$ 2,981.24	2.11%	\$ 7,969.57	\$ 8,031.24	0.77%
MGS-S Customer 3347	\$ 34,987.93	\$ 35,554.76	1.62%	\$ 116,590.47	\$ 117,157.30	0.49%
MGS-S Customer 3348	\$ 15,506.76	\$ 15,774.03	1.72%	\$ 35,049.16	\$ 35,316.43	0.76%
MGS-S Customer 3349	\$ 4,198.05	\$ 4,281.85	2.00%	\$ 17,100.71	\$ 17,184.50	0.49%
MGS-S Customer 3350	\$ 7,526.80	\$ 7,655.37	1.71%	\$ 37,031.96	\$ 37,160.53	0.35%
MGS-S Customer 3351	\$ 7,048.20	\$ 7,177.59	1.84%	\$ 21,431.71	\$ 21,561.10	0.60%
MGS-S Customer 3352	\$ 21,876.57	\$ 22,228.37	1.61%	\$ 42,096.67	\$ 42,448.47	0.84%
MGS-S Customer 3353	\$ 9,030.20	\$ 9,190.35	1.77%	\$ 28,272.21	\$ 28,432.35	0.57%
MGS-S Customer 3354	\$ 9,384.65	\$ 9,551.64	1.78%	\$ 29,531.16	\$ 29,698.15	0.57%
MGS-S Customer 3355	\$ 11,553.51	\$ 11,752.56	1.72%	\$ 42,290.44	\$ 42,489.49	0.47%
MGS-S Customer 3356	\$ 800.83	\$ 833.69	4.10%	\$ 817.29	\$ 850.14	4.02%
MGS-S Customer 3357	\$ 7,072.42	\$ 7,201.26	1.82%	\$ 27,987.47	\$ 28,116.31	0.46%

Customer	Delivery 7/22 Prices	Delivery 8/23 Prices	Delivery % Difference	Bundled 7/22 Prices	Bundled 8/23 Prices	Bundled % Difference
MGS-S Customer 3358	\$ 1,186.81	\$ 1,225.46	3.26%	\$ 2,475.70	\$ 2,514.35	1.56%
MGS-S Customer 3359	\$ 1,742.75	\$ 1,790.25	2.73%	\$ 3,310.44	\$ 3,357.95	1.44%
MGS-S Customer 3360	\$ 6,173.01	\$ 6,289.00	1.88%	\$ 14,317.72	\$ 14,433.71	0.81%
MGS-S Customer 3361	\$ 12,480.86	\$ 12,700.57	1.76%	\$ 31,544.61	\$ 31,764.32	0.70%
MGS-S Customer 3362	\$ 903.54	\$ 937.98	3.81%	\$ 1,142.12	\$ 1,176.56	3.02%
MGS-S Customer 3363	\$ 10,326.75	\$ 10,511.73	1.79%	\$ 20,363.67	\$ 20,548.65	0.91%
MGS-S Customer 3364	\$ 8,681.03	\$ 8,834.83	1.77%	\$ 33,581.36	\$ 33,735.17	0.46%
MGS-S Customer 3365	\$ 48,873.87	\$ 49,644.91	1.58%	\$ 193,970.45	\$ 194,741.48	0.40%
MGS-S Customer 3366	\$ 4,173.53	\$ 4,259.73	2.07%	\$ 11,517.94	\$ 11,604.14	0.75%
MGS-S Customer 3367	\$ 9,502.18	\$ 9,670.30	1.77%	\$ 31,838.78	\$ 32,006.90	0.53%
MGS-S Customer 3368	\$ 6,597.76	\$ 6,717.48	1.81%	\$ 18,302.93	\$ 18,422.65	0.65%
MGS-S Customer 3369	\$ 4,122.98	\$ 4,202.47	1.93%	\$ 13,962.56	\$ 14,042.06	0.57%
MGS-S Customer 3370	\$ 6,775.39	\$ 6,903.43	1.89%	\$ 15,830.33	\$ 15,958.37	0.81%
MGS-S Customer 3371	\$ 6,529.07	\$ 6,652.32	1.89%	\$ 16,535.48	\$ 16,658.73	0.75%
MGS-S Customer 3372	\$ 7,824.17	\$ 7,967.25	1.83%	\$ 18,809.13	\$ 18,952.22	0.76%
MGS-S Customer 3373	\$ 1,122.27	\$ 1,155.71	2.98%	\$ 1,181.12	\$ 1,214.56	2.83%
MGS-S Customer 3374	\$ 6,687.30	\$ 6,813.87	1.89%	\$ 16,877.68	\$ 17,004.25	0.75%
MGS-S Customer 3375	\$ 3,392.24	\$ 3,465.17	2.15%	\$ 10,543.55	\$ 10,616.48	0.69%
MGS-S Customer 3376	\$ 5,135.93	\$ 5,237.77	1.98%	\$ 11,888.23	\$ 11,990.07	0.86%
MGS-S Customer 3377	\$ 5,280.89	\$ 5,384.32	1.96%	\$ 12,433.80	\$ 12,537.23	0.83%
MGS-S Customer 3378	\$ 2,611.65	\$ 2,672.43	2.33%	\$ 7,842.64	\$ 7,903.42	0.77%
MGS-S Customer 3379	\$ 4,845.01	\$ 4,940.47	1.97%	\$ 15,631.04	\$ 15,726.50	0.61%
MGS-S Customer 3380	\$ 5,641.83	\$ 5,751.24	1.94%	\$ 14,152.19	\$ 14,261.60	0.77%
MGS-S Customer 3381	\$ 4,312.42	\$ 4,395.70	1.93%	\$ 11,717.39	\$ 11,800.67	0.71%
MGS-S Customer 3382	\$ 19,890.88	\$ 20,227.52	1.69%	\$ 45,869.87	\$ 46,206.51	0.73%
MGS-S Customer 3383	\$ 6,373.59	\$ 6,489.54	1.82%	\$ 19,030.80	\$ 19,146.75	0.61%
MGS-S Customer 3384	\$ 24,369.20	\$ 24,762.59	1.61%	\$ 63,595.92	\$ 63,989.31	0.62%
MGS-S Customer 3385	\$ 8,565.72	\$ 8,711.94	1.71%	\$ 36,158.68	\$ 36,304.90	0.40%
MGS-S Customer 3386	\$ 3,422.92	\$ 3,491.72	2.01%	\$ 11,218.10	\$ 11,286.90	0.61%
MGS-S Customer 3387	\$ 5,761.56	\$ 5,875.28	1.97%	\$ 9,811.06	\$ 9,924.78	1.16%
MGS-S Customer 3388	\$ 4,465.94	\$ 4,553.47	1.96%	\$ 12,181.02	\$ 12,268.55	0.72%
MGS-S Customer 3389	\$ 3,971.39	\$ 4,053.11	2.06%	\$ 13,674.09	\$ 13,755.81	0.60%
MGS-S Customer 3390	\$ 6,253.63	\$ 6,365.80	1.79%	\$ 22,778.67	\$ 22,890.84	0.49%
MGS-S Customer 3391	\$ 6,615.73	\$ 6,739.90	1.88%	\$ 19,436.12	\$ 19,560.28	0.64%
MGS-S Customer 3392	\$ 6,396.14	\$ 6,512.33	1.82%	\$ 18,718.34	\$ 18,834.52	0.62%
MGS-S Customer 3393	\$ 5,370.91	\$ 5,475.99	1.96%	\$ 13,076.85	\$ 13,181.93	0.80%
MGS-S Customer 3394	\$ 7,885.16	\$ 8,022.06	1.74%	\$ 29,964.90	\$ 30,101.80	0.46%
MGS-S Customer 3395	\$ 4,852.51	\$ 4,944.00	1.89%	\$ 14,418.32	\$ 14,509.81	0.63%
MGS-S Customer 3396	\$ 4,443.02	\$ 4,533.40	2.03%	\$ 10,808.77	\$ 10,899.14	0.84%
MGS-S Customer 3397	\$ 4,331.27	\$ 4,414.01	1.91%	\$ 14,870.84	\$ 14,953.58	0.56%

Customer	Delivery 7/22 Prices	Delivery 8/23 Prices	Delivery % Difference	Bundled 7/22 Prices	Bundled 8/23 Prices	Bundled % Difference
MGS-S Customer 3398	\$ 3,198.37	\$ 3,263.54	2.04%	\$ 9,587.08	\$ 9,652.25	0.68%
MGS-S Customer 3399	\$ 6,376.48	\$ 6,497.37	1.90%	\$ 17,309.23	\$ 17,430.12	0.70%
MGS-S Customer 3400	\$ 6,415.35	\$ 6,530.40	1.79%	\$ 22,692.78	\$ 22,807.83	0.51%
MGS-S Customer 3401	\$ 8,955.46	\$ 9,115.21	1.78%	\$ 30,994.64	\$ 31,154.39	0.52%
MGS-S Customer 3402	\$ 5,136.10	\$ 5,232.95	1.89%	\$ 16,215.10	\$ 16,311.96	0.60%
MGS-S Customer 3403	\$ 8,858.21	\$ 9,008.97	1.70%	\$ 37,613.34	\$ 37,764.11	0.40%
MGS-S Customer 3404	\$ 6,945.11	\$ 7,075.78	1.88%	\$ 16,360.44	\$ 16,491.11	0.80%
MGS-S Customer 3405	\$ 11,382.04	\$ 11,582.81	1.76%	\$ 32,287.72	\$ 32,488.49	0.62%
MGS-S Customer 3406	\$ 3,592.13	\$ 3,669.68	2.16%	\$ 8,408.57	\$ 8,486.12	0.92%
MGS-S Customer 3407	\$ 3,349.89	\$ 3,419.36	2.07%	\$ 8,103.03	\$ 8,172.50	0.86%
MGS-S Customer 3408	\$ 6,014.47	\$ 6,124.08	1.82%	\$ 19,260.14	\$ 19,369.75	0.57%
MGS-S Customer 3409	\$ 4,809.74	\$ 4,902.31	1.92%	\$ 5,363.92	\$ 5,456.49	1.73%
MGS-S Customer 3410	\$ 7,946.74	\$ 8,092.52	1.83%	\$ 20,078.57	\$ 20,224.35	0.73%
MGS-S Customer 3411	\$ 14,082.43	\$ 14,321.60	1.70%	\$ 50,075.48	\$ 50,314.66	0.48%
MGS-S Customer 3412	\$ 4,682.04	\$ 4,775.52	2.00%	\$ 14,328.64	\$ 14,422.12	0.65%
MGS-S Customer 3413	\$ 2,597.96	\$ 2,659.65	2.37%	\$ 6,716.02	\$ 6,777.71	0.92%
MGS-S Customer 3414	\$ 17,870.09	\$ 18,167.60	1.66%	\$ 65,678.00	\$ 65,975.52	0.45%
MGS-S Customer 3415	\$ 6,295.40	\$ 6,413.79	1.88%	\$ 19,248.33	\$ 19,366.72	0.62%
MGS-S Customer 3416	\$ 8,862.81	\$ 9,015.91	1.73%	\$ 30,941.41	\$ 31,094.51	0.49%
MGS-S Customer 3417	\$ 2,647.30	\$ 2,704.98	2.18%	\$ 6,527.69	\$ 6,585.37	0.88%
MGS-S Customer 3418	\$ 10,054.76	\$ 10,232.36	1.77%	\$ 30,731.92	\$ 30,909.51	0.58%
MGS-S Customer 3419	\$ 5,671.15	\$ 5,780.34	1.93%	\$ 16,902.92	\$ 17,012.12	0.65%
MGS-S Customer 3420	\$ 2,524.03	\$ 2,579.16	2.18%	\$ 6,983.97	\$ 7,039.10	0.79%
MGS-S Customer 3421	\$ 7,693.15	\$ 7,834.29	1.83%	\$ 20,911.17	\$ 21,052.31	0.67%
MGS-S Customer 3422	\$ 15,013.97	\$ 15,267.60	1.69%	\$ 53,813.34	\$ 54,066.97	0.47%
MGS-S Customer 3423	\$ 12,972.21	\$ 13,187.98	1.66%	\$ 48,651.38	\$ 48,867.15	0.44%
MGS-S Customer 3424	\$ 6,409.47	\$ 6,529.39	1.87%	\$ 20,723.85	\$ 20,843.77	0.58%
MGS-S Customer 3425	\$ 4,296.89	\$ 4,384.21	2.03%	\$ 12,450.75	\$ 12,538.07	0.70%
MGS-S Customer 3426	\$ 6,043.26	\$ 6,153.97	1.83%	\$ 17,836.07	\$ 17,946.78	0.62%
MGS-S Customer 3427	\$ 5,272.98	\$ 5,376.71	1.97%	\$ 11,919.82	\$ 12,023.54	0.87%
MGS-S Customer 3428	\$ 17,177.04	\$ 17,468.83	1.70%	\$ 43,485.10	\$ 43,776.90	0.67%
MGS-S Customer 3429	\$ 3,381.98	\$ 3,454.90	2.16%	\$ 10,558.88	\$ 10,631.80	0.69%
MGS-S Customer 3430	\$ 16,299.44	\$ 16,573.88	1.68%	\$ 56,154.61	\$ 56,429.05	0.49%
MGS-S Customer 3431	\$ 3,379.89	\$ 3,448.11	2.02%	\$ 9,030.11	\$ 9,098.33	0.76%
MGS-S Customer 3432	\$ 2,712.11	\$ 2,774.94	2.32%	\$ 7,355.79	\$ 7,418.62	0.85%
MGS-S Customer 3433	\$ 3,792.00	\$ 3,870.28	2.06%	\$ 7,347.89	\$ 7,426.17	1.07%
MGS-S Customer 3434	\$ 3,545.41	\$ 3,622.76	2.18%	\$ 4,669.65	\$ 4,747.00	1.66%
MGS-S Customer 3435	\$ 3,188.36	\$ 3,252.72	2.02%	\$ 11,908.17	\$ 11,972.52	0.54%
MGS-S Customer 3436	\$ 75,551.75	\$ 76,739.00	1.57%	\$ 284,695.40	\$ 285,882.64	0.42%
MGS-S Customer 3437	\$ 2,836.22	\$ 2,900.54	2.27%	\$ 8,814.38	\$ 8,878.70	0.73%

Internal Use

Customer	Delivery 7/22 Prices	Delivery 8/23 Prices	Delivery % Difference	Bundled 7/22 Prices	Bundled 8/23 Prices	Bundled % Difference
MGS-S Customer 3438	\$ 18,801.00	\$ 19,112.70	1.66%	\$ 63,117.02	\$ 63,428.72	0.49%
MGS-S Customer 3439	\$ 2,215.25	\$ 2,264.49	2.22%	\$ 7,630.78	\$ 7,680.02	0.65%
MGS-S Customer 3440	\$ 6,255.99	\$ 6,372.81	1.87%	\$ 22,271.87	\$ 22,388.69	0.52%
MGS-S Customer 3441	\$ 5,131.65	\$ 5,226.97	1.86%	\$ 16,743.69	\$ 16,839.02	0.57%
MGS-S Customer 3442	\$ 7,020.69	\$ 7,147.66	1.81%	\$ 30,354.13	\$ 30,481.10	0.42%
MGS-S Customer 3443	\$ 19,645.01	\$ 19,967.39	1.64%	\$ 77,828.07	\$ 78,150.45	0.41%
MGS-S Customer 3444	\$ 17,779.48	\$ 18,081.78	1.70%	\$ 43,004.33	\$ 43,306.63	0.70%
MGS-S Customer 3445	\$ 5,403.51	\$ 5,507.37	1.92%	\$ 18,601.31	\$ 18,705.17	0.56%
MGS-S Customer 3446	\$ 17,935.87	\$ 18,235.91	1.67%	\$ 58,282.37	\$ 58,582.41	0.51%
MGS-S Customer 3447	\$ 5,176.24	\$ 5,276.87	1.94%	\$ 17,108.56	\$ 17,209.20	0.59%
MGS-S Customer 3448	\$ 6,261.15	\$ 6,379.49	1.89%	\$ 19,344.68	\$ 19,463.02	0.61%
MGS-S Customer 3449	\$ 5,072.61	\$ 5,169.84	1.92%	\$ 10,246.46	\$ 10,343.70	0.95%
MGS-S Customer 3450	\$ 4,177.90	\$ 4,260.48	1.98%	\$ 8,867.28	\$ 8,949.86	0.93%
MGS-S Customer 3451	\$ 11,642.33	\$ 11,840.92	1.71%	\$ 48,490.07	\$ 48,688.67	0.41%
MGS-S Customer 3452	\$ 4,056.36	\$ 4,141.21	2.09%	\$ 9,768.18	\$ 9,853.02	0.87%
MGS-S Customer 3453	\$ 35,056.78	\$ 35,598.35	1.54%	\$ 163,987.33	\$ 164,528.90	0.33%
MGS-S Customer 3454	\$ 4,690.03	\$ 4,781.31	1.95%	\$ 21,124.57	\$ 21,215.85	0.43%
MGS-S Customer 3455	\$ 4,622.67	\$ 4,710.55	1.90%	\$ 13,900.65	\$ 13,988.53	0.63%
MGS-S Customer 3456	\$ 10,529.28	\$ 10,715.11	1.76%	\$ 24,469.45	\$ 24,655.28	0.76%
MGS-S Customer 3457	\$ 4,265.06	\$ 4,352.47	2.05%	\$ 11,186.01	\$ 11,273.42	0.78%
MGS-S Customer 3458	\$ 3,980.41	\$ 4,063.33	2.08%	\$ 11,046.25	\$ 11,129.17	0.75%
MGS-S Customer 3459	\$ 3,748.82	\$ 3,823.17	1.98%	\$ 10,551.28	\$ 10,625.63	0.70%
MGS-S Customer 3460	\$ 2,776.94	\$ 2,840.41	2.29%	\$ 8,444.42	\$ 8,507.89	0.75%
MGS-S Customer 3461	\$ 41,518.96	\$ 42,182.98	1.60%	\$ 122,563.90	\$ 123,227.91	0.54%
MGS-S Customer 3462	\$ 5,906.56	\$ 6,019.42	1.91%	\$ 17,035.50	\$ 17,148.36	0.66%
MGS-S Customer 3463	\$ 65,995.91	\$ 67,016.84	1.55%	\$ 302,281.75	\$ 303,302.68	0.34%
MGS-S Customer 3464	\$ 7,841.94	\$ 7,983.15	1.80%	\$ 28,876.63	\$ 29,017.83	0.49%
MGS-S Customer 3465	\$ 10,526.62	\$ 10,705.41	1.70%	\$ 37,203.64	\$ 37,382.43	0.48%
MGS-S Customer 3466	\$ 3,330.74	\$ 3,398.72	2.04%	\$ 9,708.94	\$ 9,776.92	0.70%
MGS-S Customer 3467	\$ 10,049.99	\$ 10,221.31	1.70%	\$ 35,265.92	\$ 35,437.24	0.49%
MGS-S Customer 3468	\$ 26,933.34	\$ 27,365.54	1.60%	\$ 113,008.16	\$ 113,440.36	0.38%
MGS-S Customer 3469	\$ 29,425.50	\$ 29,901.31	1.62%	\$ 106,896.26	\$ 107,372.08	0.45%
MGS-S Customer 3470	\$ 2,087.99	\$ 2,137.74	2.38%	\$ 4,099.03	\$ 4,148.78	1.21%
MGS-S Customer 3471	\$ 3,345.59	\$ 3,413.73	2.04%	\$ 9,976.77	\$ 10,044.91	0.68%
MGS-S Customer 3472	\$ 12,262.21	\$ 12,470.23	1.70%	\$ 50,691.37	\$ 50,899.39	0.41%
MGS-S Customer 3473	\$ 3,849.54	\$ 3,931.83	2.14%	\$ 6,681.57	\$ 6,763.85	1.23%
MGS-S Customer 3474	\$ 13,706.11	\$ 13,932.85	1.65%	\$ 64,512.31	\$ 64,739.05	0.35%
MGS-S Customer 3475	\$ 10,180.27	\$ 10,360.13	1.77%	\$ 32,502.82	\$ 32,682.68	0.55%
MGS-S Customer 3476	\$ 20,309.72	\$ 20,645.28	1.65%	\$ 75,046.59	\$ 75,382.15	0.45%
MGS-S Customer 3477	\$ 5,958.21	\$ 6,072.69	1.92%	\$ 16,300.44	\$ 16,414.92	0.70%

Internal Use

Customer	Delivery 7/22 Prices	Delivery 8/23 Prices	Delivery % Difference	Bundled 7/22 Prices	Bundled 8/23 Prices	Bundled % Difference
MGS-S Customer 3478	\$ 6,213.30	\$ 6,333.08	1.93%	\$ 12,529.80	\$ 12,649.58	0.96%
MGS-S Customer 3479	\$ 4,876.71	\$ 4,967.89	1.87%	\$ 16,901.94	\$ 16,993.11	0.54%
MGS-S Customer 3480	\$ 6,090.21	\$ 6,201.18	1.82%	\$ 18,607.11	\$ 18,718.08	0.60%
MGS-S Customer 3481	\$ 6,737.93	\$ 6,866.08	1.90%	\$ 14,151.36	\$ 14,279.51	0.91%
MGS-S Customer 3482	\$ 11,370.87	\$ 11,560.02	1.66%	\$ 48,143.20	\$ 48,332.35	0.39%
MGS-S Customer 3483	\$ 5,249.18	\$ 5,351.32	1.95%	\$ 16,691.54	\$ 16,793.68	0.61%
MGS-S Customer 3484	\$ 15,663.78	\$ 15,927.67	1.68%	\$ 52,426.97	\$ 52,690.86	0.50%
MGS-S Customer 3485	\$ 9,269.41	\$ 9,430.17	1.73%	\$ 28,238.44	\$ 28,399.20	0.57%
MGS-S Customer 3486	\$ 8,278.65	\$ 8,427.99	1.80%	\$ 27,229.51	\$ 27,378.85	0.55%
MGS-S Customer 3487	\$ 5,014.13	\$ 5,112.93	1.97%	\$ 15,389.96	\$ 15,488.76	0.64%
MGS-S Customer 3488	\$ 9,426.22	\$ 9,592.76	1.77%	\$ 31,840.18	\$ 32,006.72	0.52%
MGS-S Customer 3489	\$ 2,131.86	\$ 2,185.52	2.52%	\$ 5,231.49	\$ 5,285.15	1.03%
MGS-S Customer 3490	\$ 5,831.41	\$ 5,937.86	1.83%	\$ 18,761.49	\$ 18,867.94	0.57%
MGS-S Customer 3491	\$ 1,480.95	\$ 1,524.56	2.94%	\$ 2,063.58	\$ 2,107.19	2.11%
MGS-S Customer 3492	\$ 11,384.22	\$ 11,579.65	1.72%	\$ 43,660.39	\$ 43,855.82	0.45%
MGS-S Customer 3493	\$ 4,254.08	\$ 4,338.45	1.98%	\$ 5,968.38	\$ 6,052.75	1.41%
MGS-S Customer 3494	\$ 3,182.30	\$ 3,248.59	2.08%	\$ 8,191.62	\$ 8,257.91	0.81%
MGS-S Customer 3495	\$ 4,320.48	\$ 4,403.99	1.93%	\$ 11,732.42	\$ 11,815.93	0.71%
MGS-S Customer 3496	\$ 7,440.36	\$ 7,577.74	1.85%	\$ 20,758.13	\$ 20,895.51	0.66%
MGS-S Customer 3497	\$ 4,582.33	\$ 4,674.86	2.02%	\$ 13,133.82	\$ 13,226.35	0.70%
MGS-S Customer 3498	\$ 5,705.11	\$ 5,814.06	1.91%	\$ 19,422.46	\$ 19,531.41	0.56%
MGS-S Customer 3499	\$ 16,335.39	\$ 16,611.60	1.69%	\$ 48,763.42	\$ 49,039.63	0.57%
MGS-S Customer 3500	\$ 3,064.87	\$ 3,130.75	2.15%	\$ 5,911.41	\$ 5,977.29	1.11%
MGS-S Customer 3501	\$ 4,931.25	\$ 5,024.75	1.90%	\$ 12,767.46	\$ 12,860.95	0.73%
MGS-S Customer 3502	\$ 4,065.82	\$ 4,144.73	1.94%	\$ 12,885.61	\$ 12,964.51	0.61%
MGS-S Customer 3503	\$ 3,520.29	\$ 3,592.25	2.04%	\$ 3,701.17	\$ 3,773.13	1.94%
MGS-S Customer 3504	\$ 23,588.58	\$ 23,976.96	1.65%	\$ 77,379.35	\$ 77,767.72	0.50%
MGS-S Customer 3505	\$ 12,864.64	\$ 13,087.99	1.74%	\$ 36,311.55	\$ 36,534.89	0.62%
MGS-S Customer 3506	\$ 3,981.24	\$ 4,063.20	2.06%	\$ 12,995.05	\$ 13,077.00	0.63%
MGS-S Customer 3507	\$ 20,544.56	\$ 20,878.77	1.63%	\$ 48,991.64	\$ 49,325.85	0.68%
MGS-S Customer 3508	\$ 3,181.06	\$ 3,246.22	2.05%	\$ 10,162.11	\$ 10,227.27	0.64%
MGS-S Customer 3509	\$ 17,311.01	\$ 17,603.45	1.69%	\$ 44,021.28	\$ 44,313.72	0.66%
MGS-S Customer 3510	\$ 5,924.78	\$ 6,033.06	1.83%	\$ 18,210.07	\$ 18,318.35	0.59%
MGS-S Customer 3511	\$ 3,530.70	\$ 3,606.00	2.13%	\$ 11,501.05	\$ 11,576.35	0.65%
MGS-S Customer 3512	\$ 2,823.81	\$ 2,888.69	2.30%	\$ 7,056.14	\$ 7,121.02	0.92%
MGS-S Customer 3513	\$ 3,098.83	\$ 3,162.19	2.04%	\$ 10,877.90	\$ 10,941.26	0.58%
MGS-S Customer 3514	\$ 2,972.36	\$ 3,039.23	2.25%	\$ 8,592.31	\$ 8,659.17	0.78%
MGS-S Customer 3515	\$ 3,719.91	\$ 3,798.78	2.12%	\$ 10,203.23	\$ 10,282.10	0.77%
MGS-S Customer 3516	\$ 8,495.29	\$ 8,650.33	1.83%	\$ 22,440.03	\$ 22,595.07	0.69%
MGS-S Customer 3517	\$ 8,949.93	\$ 9,045.81	1.07%	\$ 211,026.89	\$ 211,122.77	0.05%

Customer	Delivery 7/22 Prices	Delivery 8/23 Prices	Delivery % Difference	Bundled 7/22 Prices	Bundled 8/23 Prices	Bundled % Difference
MGS-S Customer 3518	\$ 1,645.46	\$ 1,691.12	2.77%	\$ 4,090.59	\$ 4,136.25	1.12%
MGS-S Customer 3519	\$ 7,818.19	\$ 7,963.59	1.86%	\$ 15,332.17	\$ 15,477.57	0.95%
MGS-S Customer 3520	\$ 6,363.76	\$ 6,477.69	1.79%	\$ 23,434.64	\$ 23,548.57	0.49%
MGS-S Customer 3521	\$ 3,584.83	\$ 3,662.96	2.18%	\$ 6,391.15	\$ 6,469.28	1.22%
MGS-S Customer 3522	\$ 4,542.92	\$ 4,629.02	1.90%	\$ 15,463.55	\$ 15,549.66	0.56%
MGS-S Customer 3523	\$ 4,597.92	\$ 4,686.00	1.92%	\$ 12,162.86	\$ 12,250.94	0.72%
MGS-S Customer 3524	\$ 4,079.99	\$ 4,165.39	2.09%	\$ 8,760.23	\$ 8,845.63	0.97%
MGS-S Customer 3525	\$ 14,930.20	\$ 15,178.77	1.66%	\$ 62,564.43	\$ 62,813.01	0.40%
MGS-S Customer 3526	\$ 884.86	\$ 918.81	3.84%	\$ 1,798.97	\$ 1,832.92	1.89%
MGS-S Customer 3527	\$ 3,469.93	\$ 3,544.87	2.16%	\$ 11,983.49	\$ 12,058.43	0.63%
MGS-S Customer 3528	\$ 4,437.69	\$ 4,522.80	1.92%	\$ 13,935.28	\$ 14,020.40	0.61%
MGS-S Customer 3529	\$ 10,636.03	\$ 10,821.36	1.74%	\$ 33,260.23	\$ 33,445.57	0.56%
MGS-S Customer 3530	\$ 5,947.29	\$ 6,061.12	1.91%	\$ 17,177.13	\$ 17,290.95	0.66%
MGS-S Customer 3531	\$ 2,963.51	\$ 3,029.40	2.22%	\$ 11,386.23	\$ 11,452.12	0.58%
MGS-S Customer 3532	\$ 2,320.13	\$ 2,376.79	2.44%	\$ 6,397.06	\$ 6,453.72	0.89%
MGS-S Customer 3533	\$ 5,290.14	\$ 5,389.58	1.88%	\$ 12,506.58	\$ 12,606.02	0.80%
MGS-S Customer 3534	\$ 8,424.25	\$ 8,575.57	1.80%	\$ 28,772.32	\$ 28,923.64	0.53%
MGS-S Customer 3535	\$ 10,213.56	\$ 10,392.77	1.75%	\$ 31,590.01	\$ 31,769.22	0.57%
MGS-S Customer 3536	\$ 3,590.05	\$ 3,666.92	2.14%	\$ 9,728.30	\$ 9,805.16	0.79%
MGS-S Customer 3537	\$ 12,560.54	\$ 12,765.23	1.63%	\$ 61,232.30	\$ 61,436.98	0.33%
MGS-S Customer 3538	\$ 4,125.93	\$ 4,211.30	2.07%	\$ 10,489.62	\$ 10,574.99	0.81%
MGS-S Customer 3539	\$ 11,616.43	\$ 11,820.21	1.75%	\$ 34,281.77	\$ 34,485.55	0.59%
MGS-S Customer 3540	\$ 5,319.76	\$ 5,422.95	1.94%	\$ 16,788.07	\$ 16,891.25	0.61%
MGS-S Customer 3541	\$ 4,612.25	\$ 4,700.85	1.92%	\$ 10,986.90	\$ 11,075.51	0.81%
MGS-S Customer 3542	\$ 4,849.46	\$ 4,945.69	1.98%	\$ 14,035.46	\$ 14,131.69	0.69%
MGS-S Customer 3543	\$ 2,637.61	\$ 2,693.78	2.13%	\$ 8,242.81	\$ 8,298.98	0.68%
MGS-S Customer 3544	\$ 4,862.28	\$ 4,960.00	2.01%	\$ 10,566.32	\$ 10,664.04	0.92%
MGS-S Customer 3545	\$ 2,902.84	\$ 2,968.37	2.26%	\$ 8,631.79	\$ 8,697.32	0.76%
MGS-S Customer 3546	\$ 5,072.71	\$ 5,170.95	1.94%	\$ 19,241.41	\$ 19,339.64	0.51%
MGS-S Customer 3547	\$ 21,133.85	\$ 21,475.23	1.62%	\$ 95,903.42	\$ 96,244.80	0.36%
MGS-S Customer 3548	\$ 10,534.49	\$ 10,715.59	1.72%	\$ 44,932.43	\$ 45,113.52	0.40%
MGS-S Customer 3549	\$ 6,112.31	\$ 6,227.67	1.89%	\$ 19,337.30	\$ 19,452.66	0.60%
MGS-S Customer 3550	\$ 824.89	\$ 857.85	4.00%	\$ 1,720.83	\$ 1,753.79	1.92%
MGS-S Customer 3551	\$ 4,069.93	\$ 4,153.18	2.05%	\$ 13,429.15	\$ 13,512.40	0.62%
MGS-S Customer 3552	\$ 5,750.08	\$ 5,859.68	1.91%	\$ 19,126.01	\$ 19,235.61	0.57%
MGS-S Customer 3553	\$ 7,530.82	\$ 7,661.15	1.73%	\$ 31,918.12	\$ 32,048.44	0.41%
MGS-S Customer 3554	\$ 3,355.21	\$ 3,424.15	2.05%	\$ 7,944.04	\$ 8,012.98	0.87%
MGS-S Customer 3555	\$ 6,897.81	\$ 7,024.61	1.84%	\$ 20,422.06	\$ 20,548.86	0.62%
MGS-S Customer 3556	\$ 5,444.35	\$ 5,547.52	1.89%	\$ 12,845.09	\$ 12,948.26	0.80%
MGS-S Customer 3557	\$ 2,545.08	\$ 2,601.85	2.23%	\$ 5,674.19	\$ 5,730.96	1.00%

Internal Use

Customer	Delivery 7/22 Prices	Delivery 8/23 Prices	Delivery % Difference	Bundled 7/22 Prices	Bundled 8/23 Prices	Bundled % Difference
MGS-S Customer 3558	\$ 2,213.43	\$ 2,263.50	2.26%	\$ 6,324.53	\$ 6,374.59	0.79%
MGS-S Customer 3559	\$ 5,033.31	\$ 5,130.38	1.93%	\$ 12,656.98	\$ 12,754.05	0.77%
MGS-S Customer 3560	\$ 11,428.95	\$ 11,564.46	1.19%	\$ 219,629.15	\$ 219,764.66	0.06%
MGS-S Customer 3561	\$ 9,936.71	\$ 10,103.57	1.68%	\$ 42,975.94	\$ 43,142.79	0.39%
MGS-S Customer 3562	\$ 8,435.16	\$ 8,587.30	1.80%	\$ 26,448.37	\$ 26,600.51	0.58%
MGS-S Customer 3563	\$ 4,483.06	\$ 4,574.59	2.04%	\$ 11,055.51	\$ 11,147.04	0.83%
MGS-S Customer 3564	\$ 7,368.94	\$ 7,502.32	1.81%	\$ 28,938.72	\$ 29,072.10	0.46%
MGS-S Customer 3565	\$ 4,503.07	\$ 4,594.36	2.03%	\$ 11,882.33	\$ 11,973.62	0.77%
MGS-S Customer 3566	\$ 42,513.19	\$ 43,194.61	1.60%	\$ 139,276.24	\$ 139,957.65	0.49%
MGS-S Customer 3567	\$ 3,185.13	\$ 3,251.53	2.08%	\$ 5,628.43	\$ 5,694.83	1.18%
MGS-S Customer 3568	\$ 7,813.39	\$ 7,954.45	1.81%	\$ 28,335.71	\$ 28,476.78	0.50%
MGS-S Customer 3569	\$ 5,621.97	\$ 5,730.84	1.94%	\$ 15,259.43	\$ 15,368.29	0.71%
MGS-S Customer 3570	\$ 4,427.80	\$ 4,512.10	1.90%	\$ 14,970.79	\$ 15,055.09	0.56%
MGS-S Customer 3571	\$ 9,263.13	\$ 9,429.52	1.80%	\$ 24,866.98	\$ 25,033.37	0.67%
MGS-S Customer 3572	\$ 5,038.25	\$ 5,139.63	2.01%	\$ 8,312.71	\$ 8,414.08	1.22%
MGS-S Customer 3573	\$ 4,390.16	\$ 4,478.90	2.02%	\$ 12,795.73	\$ 12,884.48	0.69%
MGS-S Customer 3574	\$ 4,605.03	\$ 4,691.99	1.89%	\$ 16,641.80	\$ 16,728.75	0.52%
MGS-S Customer 3575	\$ 7,787.00	\$ 7,924.13	1.76%	\$ 26,448.42	\$ 26,585.56	0.52%
MGS-S Customer 3576	\$ 15,692.52	\$ 15,962.49	1.72%	\$ 34,532.31	\$ 34,802.28	0.78%
MGS-S Customer 3577	\$ 4,207.40	\$ 4,289.17	1.94%	\$ 12,017.21	\$ 12,098.98	0.68%
MGS-S Customer 3578	\$ 3,240.91	\$ 3,311.42	2.18%	\$ 10,270.18	\$ 10,340.69	0.69%
MGS-S Customer 3579	\$ 7,732.79	\$ 7,864.70	1.71%	\$ 38,076.77	\$ 38,208.67	0.35%
MGS-S Customer 3580	\$ 5,537.63	\$ 5,643.71	1.92%	\$ 19,195.56	\$ 19,301.65	0.55%
MGS-S Customer 3581	\$ 2,093.91	\$ 2,146.81	2.53%	\$ 4,434.03	\$ 4,486.93	1.19%
MGS-S Customer 3582	\$ 6,026.24	\$ 6,136.02	1.82%	\$ 18,721.50	\$ 18,831.28	0.59%
MGS-S Customer 3583	\$ 2,188.98	\$ 2,239.93	2.33%	\$ 4,952.67	\$ 5,003.63	1.03%
MGS-S Customer 3584	\$ 8,634.35	\$ 8,789.71	1.80%	\$ 27,401.01	\$ 27,556.37	0.57%
MGS-S Customer 3585	\$ 57,077.87	\$ 57,994.97	1.61%	\$ 159,238.72	\$ 160,155.83	0.58%
MGS-S Customer 3586	\$ 5,286.38	\$ 5,388.31	1.93%	\$ 18,973.57	\$ 19,075.50	0.54%
MGS-S Customer 3587	\$ 3,844.92	\$ 3,920.40	1.96%	\$ 12,346.82	\$ 12,422.30	0.61%
MGS-S Customer 3588	\$ 3,059.66	\$ 3,124.53	2.12%	\$ 6,964.05	\$ 7,028.92	0.93%
MGS-S Customer 3589	\$ 3,197.19	\$ 3,263.54	2.08%	\$ 8,405.44	\$ 8,471.79	0.79%
MGS-S Customer 3590	\$ 4,023.53	\$ 4,104.66	2.02%	\$ 4,023.53	\$ 4,104.66	2.02%
MGS-S Customer 3591	\$ 1,490.52	\$ 1,530.43	2.68%	\$ 2,400.29	\$ 2,440.20	1.66%
MGS-S Customer 3592	\$ 5,799.30	\$ 5,904.06	1.81%	\$ 22,183.45	\$ 22,288.21	0.47%
MGS-S Customer 3593	\$ 11,071.14	\$ 11,260.04	1.71%	\$ 35,290.46	\$ 35,479.37	0.54%
MGS-S Customer 3594	\$ 2,068.73	\$ 2,117.65	2.36%	\$ 4,643.66	\$ 4,692.58	1.05%
MGS-S Customer 3595	\$ 6,889.51	\$ 7,012.65	1.79%	\$ 24,243.88	\$ 24,367.02	0.51%
MGS-S Customer 3596	\$ 7,104.49	\$ 7,235.81	1.85%	\$ 22,041.38	\$ 22,172.70	0.60%
MGS-S Customer 3597	\$ 4,239.41	\$ 4,322.64	1.96%	\$ 8,586.57	\$ 8,669.80	0.97%

Internal Use

Customer	Delivery 7/22 Prices	Delivery 8/23 Prices	Delivery % Difference	Bundled 7/22 Prices	Bundled 8/23 Prices	Bundled % Difference
MGS-S Customer 3598	\$ 19,332.50	\$ 19,648.31	1.63%	\$ 77,584.11	\$ 77,899.93	0.41%
MGS-S Customer 3599	\$ 10,265.09	\$ 10,443.10	1.73%	\$ 38,547.63	\$ 38,725.64	0.46%
MGS-S Customer 3600	\$ 3,157.14	\$ 3,222.00	2.05%	\$ 9,013.50	\$ 9,078.36	0.72%
MGS-S Customer 3601	\$ 2,339.38	\$ 2,392.29	2.26%	\$ 7,074.46	\$ 7,127.38	0.75%
MGS-S Customer 3602	\$ 7,029.81	\$ 7,156.19	1.80%	\$ 18,960.65	\$ 19,087.03	0.67%
MGS-S Customer 3603	\$ 6,966.27	\$ 7,089.89	1.77%	\$ 24,434.90	\$ 24,558.52	0.51%
MGS-S Customer 3604	\$ 4,189.03	\$ 4,274.58	2.04%	\$ 13,378.34	\$ 13,463.89	0.64%
MGS-S Customer 3605	\$ 31,880.72	\$ 32,400.94	1.63%	\$ 103,158.39	\$ 103,678.62	0.50%
MGS-S Customer 3606	\$ 6,090.82	\$ 6,205.65	1.89%	\$ 20,616.02	\$ 20,730.85	0.56%
MGS-S Customer 3607	\$ 6,102.48	\$ 6,216.42	1.87%	\$ 14,921.70	\$ 15,035.63	0.76%
MGS-S Customer 3608	\$ 6,639.31	\$ 6,758.57	1.80%	\$ 23,801.71	\$ 23,920.97	0.50%
MGS-S Customer 3609	\$ 20,906.31	\$ 21,251.73	1.65%	\$ 75,026.15	\$ 75,371.57	0.46%
MGS-S Customer 3610	\$ 6,853.65	\$ 6,978.47	1.82%	\$ 28,947.10	\$ 29,071.92	0.43%
MGS-S Customer 3611	\$ 25,505.64	\$ 25,927.26	1.65%	\$ 76,448.96	\$ 76,870.57	0.55%
MGS-S Customer 3612	\$ 7,660.96	\$ 7,800.13	1.82%	\$ 25,519.69	\$ 25,658.86	0.55%
MGS-S Customer 3613	\$ 5,229.47	\$ 5,332.16	1.96%	\$ 14,223.16	\$ 14,325.85	0.72%
MGS-S Customer 3614	\$ 1,344.55	\$ 1,381.44	2.74%	\$ 1,707.57	\$ 1,744.46	2.16%
MGS-S Customer 3615	\$ 5,328.94	\$ 5,431.41	1.92%	\$ 18,988.25	\$ 19,090.72	0.54%
MGS-S Customer 3616	\$ 5,779.51	\$ 5,889.19	1.90%	\$ 20,670.80	\$ 20,780.49	0.53%
MGS-S Customer 3617	\$ 5,496.88	\$ 5,601.96	1.91%	\$ 20,031.22	\$ 20,136.30	0.52%
MGS-S Customer 3618	\$ 1,726.71	\$ 1,769.18	2.46%	\$ 3,826.19	\$ 3,868.66	1.11%
MGS-S Customer 3619	\$ 4,008.89	\$ 4,089.13	2.00%	\$ 7,075.73	\$ 7,155.97	1.13%
MGS-S Customer 3620	\$ 4,540.11	\$ 4,632.76	2.04%	\$ 8,823.28	\$ 8,915.93	1.05%
MGS-S Customer 3621	\$ 14,754.97	\$ 15,011.88	1.74%	\$ 31,060.39	\$ 31,317.31	0.83%
MGS-S Customer 3622	\$ 461.04	\$ 483.84	4.95%	\$ 461.04	\$ 483.84	4.95%
MGS-S Customer 3623	\$ 7,751.59	\$ 7,892.25	1.81%	\$ 24,816.53	\$ 24,957.19	0.57%
MGS-S Customer 3624	\$ 13,707.34	\$ 13,937.26	1.68%	\$ 39,540.07	\$ 39,769.99	0.58%
MGS-S Customer 3625	\$ 5,591.04	\$ 5,698.37	1.92%	\$ 17,726.30	\$ 17,833.63	0.61%
MGS-S Customer 3626	\$ 22,644.98	\$ 23,002.49	1.58%	\$ 108,598.68	\$ 108,956.19	0.33%
MGS-S Customer 3627	\$ 3,289.30	\$ 3,356.43	2.04%	\$ 9,797.65	\$ 9,864.77	0.69%
MGS-S Customer 3628	\$ 5,839.93	\$ 5,951.02	1.90%	\$ 16,580.72	\$ 16,691.80	0.67%
MGS-S Customer 3629	\$ 20,131.59	\$ 20,459.69	1.63%	\$ 84,466.60	\$ 84,794.70	0.39%
MGS-S Customer 3630	\$ 4,152.72	\$ 4,234.96	1.98%	\$ 9,873.44	\$ 9,955.68	0.83%
MGS-S Customer 3631	\$ 9,037.31	\$ 9,188.97	1.68%	\$ 37,964.30	\$ 38,115.96	0.40%
MGS-S Customer 3632	\$ 6,769.75	\$ 6,892.10	1.81%	\$ 17,791.17	\$ 17,913.52	0.69%
MGS-S Customer 3633	\$ 6,349.06	\$ 6,470.17	1.91%	\$ 16,996.26	\$ 17,117.37	0.71%
MGS-S Customer 3634	\$ 9,952.32	\$ 10,123.81	1.72%	\$ 30,556.00	\$ 30,727.49	0.56%
MGS-S Customer 3635	\$ 14,639.83	\$ 14,884.57	1.67%	\$ 60,247.49	\$ 60,492.23	0.41%
MGS-S Customer 3636	\$ 9,794.78	\$ 9,970.01	1.79%	\$ 26,929.76	\$ 27,104.99	0.65%
MGS-S Customer 3637	\$ 4,440.20	\$ 4,531.00	2.04%	\$ 11,002.82	\$ 11,093.62	0.83%

Customer	Delivery 7/22 Prices	Delivery 8/23 Prices	Delivery % Difference	Bundled 7/22 Prices	Bundled 8/23 Prices	Bundled % Difference
MGS-S Customer 3638	\$ 6,995.82	\$ 7,121.17	1.79%	\$ 34,537.93	\$ 34,663.28	0.36%
MGS-S Customer 3639	\$ 4,538.11	\$ 4,629.07	2.00%	\$ 14,989.12	\$ 15,080.08	0.61%
MGS-S Customer 3640	\$ 3,018.07	\$ 3,085.44	2.23%	\$ 8,944.01	\$ 9,011.38	0.75%
MGS-S Customer 3641	\$ 20,874.95	\$ 21,220.09	1.65%	\$ 77,179.52	\$ 77,524.65	0.45%
MGS-S Customer 3642	\$ 8,144.55	\$ 8,290.69	1.79%	\$ 30,161.79	\$ 30,307.93	0.48%
MGS-S Customer 3643	\$ 37,723.49	\$ 38,331.90	1.61%	\$ 129,043.01	\$ 129,651.42	0.47%
MGS-S Customer 3644	\$ 26,261.54	\$ 26,676.65	1.58%	\$ 129,235.96	\$ 129,651.07	0.32%
MGS-S Customer 3645	\$ 26,508.42	\$ 26,920.38	1.55%	\$ 61,089.18	\$ 61,501.14	0.67%
MGS-S Customer 3646	\$ 3,665.20	\$ 3,737.85	1.98%	\$ 11,579.10	\$ 11,651.75	0.63%
MGS-S Customer 3647	\$ 11,579.68	\$ 11,782.04	1.75%	\$ 33,842.81	\$ 34,045.17	0.60%
MGS-S Customer 3648	\$ 9,679.39	\$ 9,850.68	1.77%	\$ 30,685.62	\$ 30,856.91	0.56%
MGS-S Customer 3649	\$ 5,021.94	\$ 5,115.38	1.86%	\$ 16,950.39	\$ 17,043.82	0.55%
MGS-S Customer 3650	\$ 3,924.94	\$ 4,005.62	2.06%	\$ 14,377.78	\$ 14,458.46	0.56%
MGS-S Customer 3651	\$ 4,464.67	\$ 4,554.82	2.02%	\$ 13,121.29	\$ 13,211.44	0.69%
MGS-S Customer 3652	\$ 3,016.67	\$ 3,084.25	2.24%	\$ 7,874.59	\$ 7,942.17	0.86%
MGS-S Customer 3653	\$ 5,977.97	\$ 6,091.17	1.89%	\$ 17,340.35	\$ 17,453.55	0.65%
MGS-S Customer 3654	\$ 4,297.47	\$ 4,381.89	1.96%	\$ 8,423.98	\$ 8,508.41	1.00%
MGS-S Customer 3655	\$ 4,066.13	\$ 4,149.94	2.06%	\$ 12,104.70	\$ 12,188.50	0.69%
MGS-S Customer 3656	\$ 4,006.97	\$ 4,086.45	1.98%	\$ 8,742.86	\$ 8,822.34	0.91%
MGS-S Customer 3657	\$ 4,388.50	\$ 4,478.24	2.04%	\$ 10,816.06	\$ 10,905.80	0.83%
MGS-S Customer 3658	\$ 4,778.56	\$ 4,873.91	2.00%	\$ 13,915.88	\$ 14,011.23	0.69%
MGS-S Customer 3659	\$ 4,301.67	\$ 4,385.92	1.96%	\$ 8,463.73	\$ 8,547.97	1.00%
MGS-S Customer 3660	\$ 8,015.60	\$ 8,157.20	1.77%	\$ 21,261.73	\$ 21,403.33	0.67%
MGS-S Customer 3661	\$ 7,487.50	\$ 7,619.20	1.76%	\$ 25,973.99	\$ 26,105.69	0.51%
MGS-S Customer 3662	\$ 3,730.26	\$ 3,804.45	1.99%	\$ 10,176.44	\$ 10,250.63	0.73%
MGS-S Customer 3663	\$ 6,067.95	\$ 6,184.68	1.92%	\$ 15,919.76	\$ 16,036.49	0.73%
MGS-S Customer 3664	\$ 4,190.33	\$ 4,275.97	2.04%	\$ 10,700.39	\$ 10,786.03	0.80%
MGS-S Customer 3665	\$ 7,665.53	\$ 7,802.48	1.79%	\$ 32,761.03	\$ 32,897.98	0.42%
MGS-S Customer 3666	\$ 4,928.83	\$ 5,022.22	1.89%	\$ 12,911.75	\$ 13,005.14	0.72%
MGS-S Customer 3667	\$ 3,781.16	\$ 3,855.48	1.97%	\$ 12,775.65	\$ 12,849.97	0.58%
MGS-S Customer 3668	\$ 7,011.85	\$ 7,141.67	1.85%	\$ 22,685.96	\$ 22,815.79	0.57%
MGS-S Customer 3669	\$ 5,820.80	\$ 5,932.60	1.92%	\$ 15,331.42	\$ 15,443.22	0.73%
MGS-S Customer 3670	\$ 8,483.89	\$ 8,638.05	1.82%	\$ 23,393.02	\$ 23,547.17	0.66%
MGS-S Customer 3671	\$ 3,882.58	\$ 3,958.85	1.96%	\$ 11,190.65	\$ 11,266.93	0.68%
MGS-S Customer 3672	\$ 4,118.21	\$ 4,203.93	2.08%	\$ 11,682.47	\$ 11,768.18	0.73%
MGS-S Customer 3673	\$ 15,601.56	\$ 15,864.95	1.69%	\$ 45,428.94	\$ 45,692.34	0.58%
MGS-S Customer 3674	\$ 12,222.77	\$ 12,432.80	1.72%	\$ 42,406.66	\$ 42,616.69	0.50%
MGS-S Customer 3675	\$ 2,263.53	\$ 2,319.29	2.46%	\$ 4,215.15	\$ 4,270.91	1.32%
MGS-S Customer 3676	\$ 4,417.76	\$ 4,503.83	1.95%	\$ 9,210.67	\$ 9,296.73	0.93%
MGS-S Customer 3677	\$ 3,307.49	\$ 3,380.51	2.21%	\$ 7,483.71	\$ 7,556.73	0.98%

Internal Use

Customer	Delivery 7/22 Prices	Delivery 8/23 Prices	Delivery % Difference	Bundled 7/22 Prices	Bundled 8/23 Prices	Bundled % Difference
MGS-S Customer 3678	\$ 4,827.58	\$ 4,923.68	1.99%	\$ 14,361.97	\$ 14,458.07	0.67%
MGS-S Customer 3679	\$ 16,450.86	\$ 16,721.10	1.64%	\$ 70,474.72	\$ 70,744.96	0.38%
MGS-S Customer 3680	\$ 14,744.47	\$ 14,990.42	1.67%	\$ 59,065.06	\$ 59,311.01	0.42%
MGS-S Customer 3681	\$ 9,128.96	\$ 9,291.10	1.78%	\$ 33,540.25	\$ 33,702.39	0.48%
MGS-S Customer 3682	\$ 5,113.56	\$ 5,208.18	1.85%	\$ 17,641.32	\$ 17,735.93	0.54%
MGS-S Customer 3683	\$ 14,557.69	\$ 14,804.36	1.69%	\$ 42,204.93	\$ 42,451.60	0.58%
MGS-S Customer 3684	\$ 8,567.38	\$ 8,723.33	1.82%	\$ 21,144.27	\$ 21,300.22	0.74%
MGS-S Customer 3685	\$ 6,278.37	\$ 6,389.54	1.77%	\$ 24,952.82	\$ 25,063.99	0.45%
MGS-S Customer 3686	\$ 16,388.42	\$ 16,661.25	1.66%	\$ 64,406.59	\$ 64,679.41	0.42%
MGS-S Customer 3687	\$ 3,623.26	\$ 3,695.41	1.99%	\$ 11,645.25	\$ 11,717.40	0.62%
MGS-S Customer 3688	\$ 41,061.86	\$ 41,720.87	1.60%	\$ 135,251.69	\$ 135,910.70	0.49%
MGS-S Customer 3689	\$ 6,140.83	\$ 6,252.98	1.83%	\$ 18,475.36	\$ 18,587.51	0.61%
MGS-S Customer 3690	\$ 2,548.83	\$ 2,609.21	2.37%	\$ 6,357.01	\$ 6,417.39	0.95%
MGS-S Customer 3691	\$ 4,737.83	\$ 4,832.10	1.99%	\$ 15,128.62	\$ 15,222.90	0.62%
MGS-S Customer 3692	\$ 26,848.10	\$ 27,284.48	1.63%	\$ 84,811.77	\$ 85,248.15	0.51%
MGS-S Customer 3693	\$ 12,282.42	\$ 12,490.02	1.69%	\$ 38,197.42	\$ 38,405.02	0.54%
MGS-S Customer 3694	\$ 27,131.49	\$ 27,570.42	1.62%	\$ 101,279.47	\$ 101,718.40	0.43%
MGS-S Customer 3695	\$ 47,181.49	\$ 47,916.76	1.56%	\$ 222,210.58	\$ 222,945.84	0.33%
MGS-S Customer 3696	\$ 3,466.26	\$ 3,540.72	2.15%	\$ 10,004.20	\$ 10,078.66	0.74%
MGS-S Customer 3697	\$ 11,807.59	\$ 12,012.25	1.73%	\$ 38,088.24	\$ 38,292.89	0.54%
MGS-S Customer 3698	\$ 11,946.59	\$ 12,149.35	1.70%	\$ 50,185.27	\$ 50,388.03	0.40%
MGS-S Customer 3699	\$ 5,140.87	\$ 5,238.23	1.89%	\$ 11,569.35	\$ 11,666.70	0.84%
MGS-S Customer 3700	\$ 4,693.04	\$ 4,787.35	2.01%	\$ 10,031.09	\$ 10,125.41	0.94%
MGS-S Customer 3701	\$ 11,760.89	\$ 11,966.45	1.75%	\$ 34,467.37	\$ 34,672.93	0.60%
MGS-S Customer 3702	\$ 3,792.82	\$ 3,873.40	2.12%	\$ 8,742.49	\$ 8,823.07	0.92%
MGS-S Customer 3703	\$ 4,801.29	\$ 4,897.33	2.00%	\$ 12,653.94	\$ 12,749.99	0.76%
MGS-S Customer 3704	\$ 8,764.54	\$ 8,924.04	1.82%	\$ 19,984.55	\$ 20,144.05	0.80%
MGS-S Customer 3705	\$ 5,919.94	\$ 6,034.05	1.93%	\$ 12,677.15	\$ 12,791.26	0.90%
MGS-S Customer 3706	\$ 12,213.19	\$ 12,422.32	1.71%	\$ 46,684.25	\$ 46,893.38	0.45%
MGS-S Customer 3707	\$ 3,796.53	\$ 3,870.92	1.96%	\$ 12,178.34	\$ 12,252.73	0.61%
MGS-S Customer 3708	\$ 6,469.13	\$ 6,589.49	1.86%	\$ 23,963.24	\$ 24,083.60	0.50%
MGS-S Customer 3709	\$ 46,295.23	\$ 47,038.77	1.61%	\$ 154,082.44	\$ 154,825.97	0.48%
MGS-S Customer 3710	\$ 3,914.54	\$ 3,996.03	2.08%	\$ 10,975.69	\$ 11,057.18	0.74%
MGS-S Customer 3711	\$ 4,325.20	\$ 4,407.89	1.91%	\$ 14,617.73	\$ 14,700.42	0.57%
MGS-S Customer 3712	\$ 9,783.39	\$ 9,952.99	1.73%	\$ 41,365.86	\$ 41,535.47	0.41%
MGS-S Customer 3713	\$ 8,578.96	\$ 8,736.86	1.84%	\$ 8,853.20	\$ 9,011.09	1.78%
MGS-S Customer 3714	\$ 4,124.94	\$ 4,211.66	2.10%	\$ 8,976.69	\$ 9,063.41	0.97%
MGS-S Customer 3715	\$ 5,231.74	\$ 5,333.71	1.95%	\$ 14,419.91	\$ 14,521.88	0.71%
MGS-S Customer 3716	\$ 3,951.79	\$ 4,034.17	2.08%	\$ 10,867.03	\$ 10,949.41	0.76%
MGS-S Customer 3717	\$ 2,114.29	\$ 2,163.86	2.34%	\$ 4,996.48	\$ 5,046.05	0.99%

Customer	Delivery 7/22 Prices	Delivery 8/23 Prices	Delivery % Difference	Bundled 7/22 Prices	Bundled 8/23 Prices	Bundled % Difference
MGS-S Customer 3718	\$ 6,387.07	\$ 6,507.72	1.89%	\$ 15,290.50	\$ 15,411.14	0.79%
MGS-S Customer 3719	\$ 4,832.03	\$ 4,927.47	1.98%	\$ 15,587.22	\$ 15,682.65	0.61%
MGS-S Customer 3720	\$ 602.78	\$ 627.79	4.15%	\$ 800.23	\$ 825.24	3.13%
MGS-S Customer 3721	\$ 12,225.06	\$ 12,436.90	1.73%	\$ 38,194.90	\$ 38,406.75	0.55%
MGS-S Customer 3722	\$ 3,285.53	\$ 3,354.91	2.11%	\$ 13,965.75	\$ 14,035.13	0.50%
MGS-S Customer 3723	\$ 5,855.03	\$ 5,966.86	1.91%	\$ 18,725.69	\$ 18,837.52	0.60%
MGS-S Customer 3724	\$ 10,696.64	\$ 10,888.70	1.80%	\$ 21,190.61	\$ 21,382.68	0.91%
MGS-S Customer 3725	\$ 33,601.79	\$ 34,143.04	1.61%	\$ 133,148.30	\$ 133,689.55	0.41%
MGS-S Customer 3726	\$ 32,162.17	\$ 32,676.55	1.60%	\$ 136,699.71	\$ 137,214.09	0.38%
MGS-S Customer 3727	\$ 3,027.80	\$ 3,089.89	2.05%	\$ 9,101.48	\$ 9,163.58	0.68%
MGS-S Customer 3728	\$ 599.01	\$ 621.81	3.81%	\$ 7,362.39	\$ 7,385.19	0.31%
MGS-S Customer 3729	\$ 6,881.95	\$ 7,004.55	1.78%	\$ 21,784.22	\$ 21,906.82	0.56%
MGS-S Customer 3730	\$ 6,103.84	\$ 6,212.40	1.78%	\$ 26,608.34	\$ 26,716.90	0.41%
MGS-S Customer 3731	\$ 5,961.35	\$ 6,076.36	1.93%	\$ 13,692.32	\$ 13,807.33	0.84%
MGS-S Customer 3732	\$ 5,477.49	\$ 5,586.27	1.99%	\$ 7,392.55	\$ 7,501.33	1.47%
MGS-S Customer 3733	\$ 6,674.86	\$ 6,798.54	1.85%	\$ 23,284.91	\$ 23,408.59	0.53%
MGS-S Customer 3734	\$ 590.67	\$ 613.47	3.86%	\$ 6,944.99	\$ 6,967.79	0.33%
MGS-S Customer 3735	\$ 9,943.37	\$ 10,115.42	1.73%	\$ 42,732.48	\$ 42,904.52	0.40%
MGS-S Customer 3736	\$ 3,070.82	\$ 3,139.12	2.22%	\$ 8,570.79	\$ 8,639.09	0.80%
MGS-S Customer 3737	\$ 27,725.84	\$ 28,174.62	1.62%	\$ 107,710.41	\$ 108,159.19	0.42%
MGS-S Customer 3738	\$ 3,350.98	\$ 3,419.67	2.05%	\$ 8,533.06	\$ 8,601.76	0.81%
MGS-S Customer 3739	\$ 4,979.93	\$ 5,072.18	1.85%	\$ 18,253.60	\$ 18,345.85	0.51%
MGS-S Customer 3740	\$ 5,036.40	\$ 5,131.23	1.88%	\$ 14,260.22	\$ 14,355.05	0.66%
MGS-S Customer 3741	\$ 3,972.49	\$ 4,050.76	1.97%	\$ 10,422.44	\$ 10,500.72	0.75%
MGS-S Customer 3742	\$ 17,223.89	\$ 17,514.70	1.69%	\$ 53,669.43	\$ 53,960.24	0.54%
MGS-S Customer 3743	\$ 4,919.38	\$ 5,014.85	1.94%	\$ 19,166.23	\$ 19,261.70	0.50%
MGS-S Customer 3744	\$ 8,919.71	\$ 9,074.11	1.73%	\$ 30,537.26	\$ 30,691.65	0.51%
MGS-S Customer 3745	\$ 7,575.67	\$ 7,714.03	1.83%	\$ 22,676.76	\$ 22,815.12	0.61%
MGS-S Customer 3746	\$ 3,720.31	\$ 3,797.11	2.06%	\$ 4,561.30	\$ 4,638.09	1.68%
MGS-S Customer 3747	\$ 7,282.45	\$ 7,409.92	1.75%	\$ 28,680.95	\$ 28,808.42	0.44%
MGS-S Customer 3748	\$ 4,426.95	\$ 4,511.34	1.91%	\$ 14,509.80	\$ 14,594.19	0.58%
MGS-S Customer 3749	\$ 4,237.32	\$ 4,319.76	1.95%	\$ 11,239.05	\$ 11,321.49	0.73%
MGS-S Customer 3750	\$ 20,732.18	\$ 21,072.42	1.64%	\$ 76,264.32	\$ 76,604.56	0.45%
MGS-S Customer 3751	\$ 8,196.91	\$ 8,346.72	1.83%	\$ 18,005.30	\$ 18,155.11	0.83%
MGS-S Customer 3752	\$ 2,429.62	\$ 2,482.77	2.19%	\$ 7,913.70	\$ 7,966.85	0.67%
MGS-S Customer 3753	\$ 35,254.93	\$ 35,822.85	1.61%	\$ 114,124.28	\$ 114,692.20	0.50%
MGS-S Customer 3754	\$ 3,157.96	\$ 3,227.63	2.21%	\$ 8,952.04	\$ 9,021.71	0.78%
MGS-S Customer 3755	\$ 37,672.41	\$ 38,217.89	1.45%	\$ 71,393.90	\$ 71,939.38	0.76%
MGS-S Customer 3756	\$ 12,998.19	\$ 13,221.99	1.72%	\$ 40,951.65	\$ 41,175.45	0.55%
MGS-S Customer 3757	\$ 8,086.34	\$ 8,233.43	1.82%	\$ 25,413.96	\$ 25,561.06	0.58%

Internal Use

Customer	Delivery 7/22 Prices	Delivery 8/23 Prices	Delivery % Difference	Bundled 7/22 Prices	Bundled 8/23 Prices	Bundled % Difference
MGS-S Customer 3758	\$ 3,528.23	\$ 3,603.31	2.13%	\$ 9,835.58	\$ 9,910.66	0.76%
MGS-S Customer 3759	\$ 4,458.02	\$ 4,548.26	2.02%	\$ 13,569.29	\$ 13,659.53	0.67%
MGS-S Customer 3760	\$ 4,632.32	\$ 4,723.85	1.98%	\$ 17,390.89	\$ 17,482.42	0.53%
MGS-S Customer 3761	\$ 3,823.41	\$ 3,903.44	2.09%	\$ 11,085.89	\$ 11,165.92	0.72%
MGS-S Customer 3762	\$ 2,650.66	\$ 2,708.77	2.19%	\$ 5,850.73	\$ 5,908.84	0.99%
MGS-S Customer 3763	\$ 6,726.63	\$ 6,854.79	1.91%	\$ 12,472.61	\$ 12,600.77	1.03%
MGS-S Customer 3764	\$ 4,816.42	\$ 4,906.47	1.87%	\$ 16,747.26	\$ 16,837.31	0.54%
MGS-S Customer 3765	\$ 9,549.40	\$ 9,719.64	1.78%	\$ 26,940.33	\$ 27,110.57	0.63%
MGS-S Customer 3766	\$ 4,576.66	\$ 4,664.52	1.92%	\$ 11,563.19	\$ 11,651.06	0.76%
MGS-S Customer 3767	\$ 4,063.59	\$ 4,147.24	2.06%	\$ 11,126.22	\$ 11,209.88	0.75%
MGS-S Customer 3768	\$ 15,589.69	\$ 15,849.85	1.67%	\$ 60,719.27	\$ 60,979.43	0.43%
MGS-S Customer 3769	\$ 4,172.94	\$ 4,258.80	2.06%	\$ 11,435.54	\$ 11,521.40	0.75%
MGS-S Customer 3770	\$ 5,650.99	\$ 5,753.44	1.81%	\$ 22,163.01	\$ 22,265.45	0.46%
MGS-S Customer 3771	\$ 4,536.05	\$ 4,627.75	2.02%	\$ 10,886.37	\$ 10,978.07	0.84%
MGS-S Customer 3772	\$ 4,108.66	\$ 4,188.41	1.94%	\$ 12,877.83	\$ 12,957.58	0.62%
MGS-S Customer 3773	\$ 8,605.14	\$ 8,759.01	1.79%	\$ 27,024.45	\$ 27,178.31	0.57%
MGS-S Customer 3774	\$ 15,748.30	\$ 16,017.90	1.71%	\$ 45,516.27	\$ 45,785.87	0.59%
MGS-S Customer 3775	\$ 1,587.31	\$ 1,624.60	2.35%	\$ 12,643.81	\$ 12,681.10	0.29%
MGS-S Customer 3776	\$ 4,523.36	\$ 4,608.54	1.88%	\$ 16,923.82	\$ 17,009.00	0.50%
MGS-S Customer 3777	\$ 23,616.75	\$ 24,001.92	1.63%	\$ 88,815.60	\$ 89,200.77	0.43%
MGS-S Customer 3778	\$ 5,047.91	\$ 5,145.85	1.94%	\$ 18,067.45	\$ 18,165.39	0.54%
MGS-S Customer 3779	\$ 6,110.84	\$ 6,226.25	1.89%	\$ 18,113.09	\$ 18,228.51	0.64%
MGS-S Customer 3780	\$ 4,603.07	\$ 4,691.26	1.92%	\$ 12,011.13	\$ 12,099.32	0.73%
MGS-S Customer 3781	\$ 9,527.67	\$ 9,698.43	1.79%	\$ 21,502.50	\$ 21,673.26	0.79%
MGS-S Customer 3782	\$ 3,131.85	\$ 3,200.74	2.20%	\$ 9,425.15	\$ 9,494.04	0.73%
MGS-S Customer 3783	\$ 7,959.42	\$ 8,102.80	1.80%	\$ 29,712.94	\$ 29,856.32	0.48%
MGS-S Customer 3784	\$ 4,943.04	\$ 5,033.65	1.83%	\$ 21,625.87	\$ 21,716.49	0.42%
MGS-S Customer 3785	\$ 5,167.12	\$ 5,267.05	1.93%	\$ 18,933.60	\$ 19,033.54	0.53%
MGS-S Customer 3786	\$ 2,773.07	\$ 2,835.81	2.26%	\$ 9,258.11	\$ 9,320.84	0.68%
MGS-S Customer 3787	\$ 22,221.44	\$ 22,588.73	1.65%	\$ 64,901.21	\$ 65,268.49	0.57%
MGS-S Customer 3788	\$ 16,150.81	\$ 16,420.73	1.67%	\$ 60,233.73	\$ 60,503.65	0.45%
MGS-S Customer 3789	\$ 21,481.25	\$ 21,837.09	1.66%	\$ 67,543.22	\$ 67,899.06	0.53%
MGS-S Customer 3790	\$ 9,882.97	\$ 10,054.38	1.73%	\$ 40,002.87	\$ 40,174.28	0.43%
MGS-S Customer 3791	\$ 15,116.07	\$ 15,370.85	1.69%	\$ 47,425.27	\$ 47,680.04	0.54%
MGS-S Customer 3792	\$ 2,348.77	\$ 2,402.29	2.28%	\$ 4,931.36	\$ 4,984.88	1.09%
MGS-S Customer 3793	\$ 5,545.98	\$ 5,652.76	1.93%	\$ 10,171.37	\$ 10,278.15	1.05%
MGS-S Customer 3794	\$ 3,261.51	\$ 3,334.34	2.23%	\$ 3,723.14	\$ 3,795.97	1.96%
MGS-S Customer 3795	\$ 2,089.50	\$ 2,137.75	2.31%	\$ 5,842.95	\$ 5,891.20	0.83%
MGS-S Customer 3796	\$ 6,524.33	\$ 6,640.51	1.78%	\$ 23,632.00	\$ 23,748.18	0.49%
MGS-S Customer 3797	\$ 5,594.88	\$ 5,704.53	1.96%	\$ 11,507.34	\$ 11,616.99	0.95%

Customer	Delivery 7/22 Prices	Delivery 8/23 Prices	Delivery % Difference	Bundled 7/22 Prices	Bundled 8/23 Prices	Bundled % Difference
MGS-S Customer 3798	\$ 20,479.79	\$ 20,820.06	1.66%	\$ 65,719.06	\$ 66,059.33	0.52%
MGS-S Customer 3799	\$ 3,607.05	\$ 3,680.88	2.05%	\$ 8,913.45	\$ 8,987.28	0.83%
MGS-S Customer 3800	\$ 4,039.35	\$ 4,120.57	2.01%	\$ 10,360.42	\$ 10,441.64	0.78%
MGS-S Customer 3801	\$ 6,730.54	\$ 6,853.21	1.82%	\$ 26,393.04	\$ 26,515.70	0.46%
MGS-S Customer 3802	\$ 29,814.30	\$ 30,299.42	1.63%	\$ 90,438.03	\$ 90,923.15	0.54%
MGS-S Customer 3803	\$ 6,130.49	\$ 6,247.55	1.91%	\$ 15,072.08	\$ 15,189.14	0.78%
MGS-S Customer 3804	\$ 3,662.49	\$ 3,736.46	2.02%	\$ 8,041.07	\$ 8,115.04	0.92%
MGS-S Customer 3805	\$ 3,635.24	\$ 3,711.56	2.10%	\$ 13,634.45	\$ 13,710.77	0.56%
MGS-S Customer 3806	\$ 9,370.40	\$ 9,534.33	1.75%	\$ 37,614.55	\$ 37,778.48	0.44%
MGS-S Customer 3807	\$ 3,026.46	\$ 3,093.46	2.21%	\$ 9,846.41	\$ 9,913.40	0.68%
MGS-S Customer 3808	\$ 6,140.81	\$ 6,251.77	1.81%	\$ 20,579.97	\$ 20,690.93	0.54%
MGS-S Customer 3809	\$ 5,569.51	\$ 5,676.20	1.92%	\$ 17,841.43	\$ 17,948.12	0.60%
MGS-S Customer 3810	\$ 7,494.10	\$ 7,631.09	1.83%	\$ 21,671.94	\$ 21,808.93	0.63%
MGS-S Customer 3811	\$ 6,628.23	\$ 6,752.40	1.87%	\$ 19,491.35	\$ 19,615.52	0.64%
MGS-S Customer 3812	\$ 4,221.25	\$ 4,303.25	1.94%	\$ 11,675.36	\$ 11,757.35	0.70%
MGS-S Customer 3813	\$ 5,979.37	\$ 6,086.07	1.78%	\$ 24,646.85	\$ 24,753.55	0.43%
MGS-S Customer 3814	\$ 8,699.36	\$ 8,855.18	1.79%	\$ 29,147.99	\$ 29,303.81	0.53%
MGS-S Customer 3815	\$ 5,979.36	\$ 6,089.71	1.85%	\$ 13,049.99	\$ 13,160.35	0.85%
MGS-S Customer 3816	\$ 10,717.69	\$ 10,896.06	1.66%	\$ 44,737.98	\$ 44,916.35	0.40%
MGS-S Customer 3817	\$ 5,210.10	\$ 5,311.44	1.95%	\$ 14,975.99	\$ 15,077.33	0.68%
MGS-S Customer 3818	\$ 15,055.61	\$ 15,312.45	1.71%	\$ 46,564.96	\$ 46,821.80	0.55%
MGS-S Customer 3819	\$ 838.41	\$ 871.71	3.97%	\$ 1,373.16	\$ 1,406.46	2.43%
MGS-S Customer 3820	\$ 29,850.00	\$ 30,319.10	1.57%	\$ 141,359.92	\$ 141,829.01	0.33%
MGS-S Customer 3821	\$ 3,996.23	\$ 4,074.78	1.97%	\$ 8,722.06	\$ 8,800.61	0.90%
MGS-S Customer 3822	\$ 9,533.65	\$ 9,702.20	1.77%	\$ 31,458.56	\$ 31,627.11	0.54%
MGS-S Customer 3823	\$ 5,087.02	\$ 5,183.74	1.90%	\$ 10,800.21	\$ 10,896.92	0.90%
MGS-S Customer 3824	\$ 5,329.44	\$ 5,427.24	1.84%	\$ 18,029.73	\$ 18,127.53	0.54%
MGS-S Customer 3825	\$ 3,718.64	\$ 3,791.79	1.97%	\$ 12,975.48	\$ 13,048.63	0.56%
MGS-S Customer 3826	\$ 4,574.56	\$ 4,667.00	2.02%	\$ 11,983.53	\$ 12,075.97	0.77%
MGS-S Customer 3827	\$ 20,732.70	\$ 21,074.09	1.65%	\$ 77,334.35	\$ 77,675.74	0.44%
MGS-S Customer 3828	\$ 50,826.12	\$ 51,599.22	1.52%	\$ 98,912.84	\$ 99,685.94	0.78%
MGS-S Customer 3829	\$ 3,477.07	\$ 3,552.93	2.18%	\$ 7,078.78	\$ 7,154.64	1.07%
MGS-S Customer 3830	\$ 3,279.28	\$ 3,350.37	2.17%	\$ 9,102.62	\$ 9,173.70	0.78%
MGS-S Customer 3831	\$ 31,660.01	\$ 32,175.00	1.63%	\$ 61,999.30	\$ 62,514.29	0.83%
MGS-S Customer 3832	\$ 3,866.02	\$ 3,942.44	1.98%	\$ 10,642.66	\$ 10,719.08	0.72%
MGS-S Customer 3833	\$ 6,143.09	\$ 6,258.87	1.88%	\$ 20,128.96	\$ 20,244.74	0.58%
MGS-S Customer 3834	\$ 5,738.14	\$ 5,841.40	1.80%	\$ 24,023.64	\$ 24,126.90	0.43%
MGS-S Customer 3835	\$ 6,930.48	\$ 7,057.91	1.84%	\$ 11,199.37	\$ 11,326.80	1.14%
MGS-S Customer 3836	\$ 1,140.48	\$ 1,178.30	3.32%	\$ 2,703.61	\$ 2,741.43	1.40%
MGS-S Customer 3837	\$ 9,736.13	\$ 9,908.39	1.77%	\$ 32,131.80	\$ 32,304.07	0.54%

Internal Use

Customer	Delivery 7/22 Prices	Delivery 8/23 Prices	Delivery % Difference	Bundled 7/22 Prices	Bundled 8/23 Prices	Bundled % Difference
MGS-S Customer 3838	\$ 7,956.50	\$ 8,101.29	1.82%	\$ 24,667.22	\$ 24,812.01	0.59%
MGS-S Customer 3839	\$ 1,010.87	\$ 1,042.24	3.10%	\$ 1,845.79	\$ 1,877.16	1.70%
MGS-S Customer 3840	\$ 26,496.85	\$ 26,931.81	1.64%	\$ 76,507.77	\$ 76,942.73	0.57%
MGS-S Customer 3841	\$ 44,413.71	\$ 45,112.97	1.57%	\$ 86,055.96	\$ 86,755.22	0.81%
MGS-S Customer 3842	\$ 6,408.08	\$ 6,527.79	1.87%	\$ 21,629.38	\$ 21,749.08	0.55%
MGS-S Customer 3843	\$ 6,659.51	\$ 6,784.68	1.88%	\$ 19,447.90	\$ 19,573.07	0.64%
MGS-S Customer 3844	\$ 6,770.47	\$ 6,891.66	1.79%	\$ 19,737.11	\$ 19,858.30	0.61%
MGS-S Customer 3845	\$ 3,866.47	\$ 3,947.45	2.09%	\$ 10,487.37	\$ 10,568.34	0.77%
MGS-S Customer 3846	\$ 2,420.86	\$ 2,474.77	2.23%	\$ 6,566.92	\$ 6,620.83	0.82%
MGS-S Customer 3847	\$ 9,803.82	\$ 9,978.51	1.78%	\$ 24,758.65	\$ 24,933.34	0.71%
MGS-S Customer 3848	\$ 2,977.82	\$ 3,040.99	2.12%	\$ 6,508.79	\$ 6,571.97	0.97%
MGS-S Customer 3849	\$ 3,183.35	\$ 3,246.86	2.00%	\$ 15,016.49	\$ 15,080.01	0.42%
MGS-S Customer 3850	\$ 4,887.73	\$ 4,982.00	1.93%	\$ 21,750.19	\$ 21,844.46	0.43%
MGS-S Customer 3851	\$ 5,445.72	\$ 5,547.70	1.87%	\$ 13,067.90	\$ 13,169.89	0.78%
MGS-S Customer 3852	\$ 2,887.96	\$ 2,953.05	2.25%	\$ 8,657.48	\$ 8,722.57	0.75%
MGS-S Customer 3853	\$ 2,320.13	\$ 2,372.80	2.27%	\$ 5,588.30	\$ 5,640.97	0.94%
MGS-S Customer 3854	\$ 6,305.69	\$ 6,421.30	1.83%	\$ 15,561.05	\$ 15,676.66	0.74%
MGS-S Customer 3855	\$ 3,135.62	\$ 3,204.00	2.18%	\$ 11,310.73	\$ 11,379.11	0.60%
MGS-S Customer 3856	\$ 3,480.70	\$ 3,554.30	2.11%	\$ 13,198.83	\$ 13,272.42	0.56%
MGS-S Customer 3857	\$ 11,828.68	\$ 12,038.64	1.78%	\$ 24,763.32	\$ 24,973.29	0.85%
MGS-S Customer 3858	\$ 6,806.27	\$ 6,932.59	1.86%	\$ 21,321.18	\$ 21,447.50	0.59%
MGS-S Customer 3859	\$ 2,890.35	\$ 2,955.16	2.24%	\$ 9,785.36	\$ 9,850.17	0.66%
MGS-S Customer 3860	\$ 3,151.82	\$ 3,221.41	2.21%	\$ 8,544.27	\$ 8,613.86	0.81%
MGS-S Customer 3861	\$ 3,491.20	\$ 3,565.71	2.13%	\$ 11,067.11	\$ 11,141.62	0.67%
MGS-S Customer 3862	\$ 3,454.93	\$ 3,528.68	2.13%	\$ 11,252.29	\$ 11,326.03	0.66%
MGS-S Customer 3863	\$ 16,260.56	\$ 16,532.49	1.67%	\$ 44,588.81	\$ 44,860.74	0.61%
MGS-S Customer 3864	\$ 9,616.62	\$ 9,786.59	1.77%	\$ 32,396.23	\$ 32,566.19	0.52%
MGS-S Customer 3865	\$ 7,567.49	\$ 7,706.74	1.84%	\$ 23,281.03	\$ 23,420.28	0.60%
MGS-S Customer 3866	\$ 2,611.58	\$ 2,669.51	2.22%	\$ 5,385.78	\$ 5,443.72	1.08%
MGS-S Customer 3867	\$ 3,019.00	\$ 3,084.73	2.18%	\$ 11,812.73	\$ 11,878.46	0.56%
MGS-S Customer 3868	\$ 22,564.75	\$ 22,932.57	1.63%	\$ 69,527.11	\$ 69,894.94	0.53%
MGS-S Customer 3869	\$ 1,315.13	\$ 1,351.25	2.75%	\$ 3,913.60	\$ 3,949.72	0.92%
MGS-S Customer 3870	\$ 20,185.32	\$ 20,512.73	1.62%	\$ 90,407.20	\$ 90,734.61	0.36%
MGS-S Customer 3871	\$ 4,240.83	\$ 4,326.12	2.01%	\$ 15,705.48	\$ 15,790.76	0.54%
MGS-S Customer 3872	\$ 21,492.19	\$ 21,853.32	1.68%	\$ 60,104.17	\$ 60,465.30	0.60%
MGS-S Customer 3873	\$ 6,488.92	\$ 6,604.03	1.77%	\$ 24,874.17	\$ 24,989.28	0.46%
MGS-S Customer 3874	\$ 14,264.24	\$ 14,500.45	1.66%	\$ 52,425.91	\$ 52,662.12	0.45%
MGS-S Customer 3875	\$ 2,755.82	\$ 2,818.68	2.28%	\$ 8,921.49	\$ 8,984.35	0.70%
MGS-S Customer 3876	\$ 7,460.69	\$ 7,598.61	1.85%	\$ 18,360.87	\$ 18,498.79	0.75%
MGS-S Customer 3877	\$ 5,352.10	\$ 5,456.36	1.95%	\$ 7,957.31	\$ 8,061.57	1.31%

Customer	Delivery 7/22 Prices	Delivery 8/23 Prices	Delivery % Difference	Bundled 7/22 Prices	Bundled 8/23 Prices	Bundled % Difference
MGS-S Customer 3878	\$ 3,958.07	\$ 4,035.05	1.94%	\$ 12,942.63	\$ 13,019.60	0.59%
MGS-S Customer 3879	\$ 18,691.09	\$ 18,997.89	1.64%	\$ 77,788.26	\$ 78,095.06	0.39%
MGS-S Customer 3880	\$ 2,750.36	\$ 2,808.87	2.13%	\$ 7,914.39	\$ 7,972.90	0.74%
MGS-S Customer 3881	\$ 5,068.64	\$ 5,162.76	1.86%	\$ 16,764.44	\$ 16,858.56	0.56%
MGS-S Customer 3882	\$ 6,810.02	\$ 6,930.23	1.77%	\$ 27,014.80	\$ 27,135.02	0.45%
MGS-S Customer 3883	\$ 38,060.78	\$ 38,674.46	1.61%	\$ 133,082.44	\$ 133,696.13	0.46%
MGS-S Customer 3884	\$ 5,701.16	\$ 5,806.44	1.85%	\$ 16,302.31	\$ 16,407.59	0.65%
MGS-S Customer 3885	\$ 4,702.85	\$ 4,790.95	1.87%	\$ 17,825.81	\$ 17,913.90	0.49%
MGS-S Customer 3886	\$ 3,696.62	\$ 3,774.93	2.12%	\$ 10,806.45	\$ 10,884.76	0.72%
MGS-S Customer 3887	\$ 28,512.15	\$ 28,970.09	1.61%	\$ 121,861.00	\$ 122,318.94	0.38%
MGS-S Customer 3888	\$ 4,277.31	\$ 4,359.67	1.93%	\$ 13,857.18	\$ 13,939.54	0.59%
MGS-S Customer 3889	\$ 5,052.67	\$ 5,151.22	1.95%	\$ 17,056.18	\$ 17,154.73	0.58%
MGS-S Customer 3890	\$ 15,245.41	\$ 15,504.14	1.70%	\$ 45,383.60	\$ 45,642.32	0.57%
MGS-S Customer 3891	\$ 13,344.15	\$ 13,576.64	1.74%	\$ 32,238.79	\$ 32,471.28	0.72%
MGS-S Customer 3892	\$ 4,675.83	\$ 4,765.94	1.93%	\$ 6,609.17	\$ 6,699.28	1.36%
MGS-S Customer 3893	\$ 4,110.61	\$ 4,189.21	1.91%	\$ 16,177.08	\$ 16,255.68	0.49%
MGS-S Customer 3894	\$ 2,991.43	\$ 3,054.73	2.12%	\$ 8,088.73	\$ 8,152.03	0.78%
MGS-S Customer 3895	\$ 2,301.22	\$ 2,354.19	2.30%	\$ 4,441.26	\$ 4,494.23	1.19%
MGS-S Customer 3896	\$ 4,350.11	\$ 4,434.18	1.93%	\$ 12,318.51	\$ 12,402.59	0.68%
MGS-S Customer 3897	\$ 1,676.62	\$ 1,719.60	2.56%	\$ 3,267.85	\$ 3,310.84	1.32%
MGS-S Customer 3898	\$ 4,034.47	\$ 4,113.71	1.96%	\$ 10,373.82	\$ 10,453.06	0.76%
MGS-S Customer 3899	\$ 3,250.93	\$ 3,319.01	2.09%	\$ 7,825.02	\$ 7,893.10	0.87%
MGS-S Customer 3900	\$ 2,082.83	\$ 2,135.51	2.53%	\$ 5,909.40	\$ 5,962.09	0.89%
MGS-S Customer 3901	\$ 6,389.24	\$ 6,508.83	1.87%	\$ 22,500.42	\$ 22,620.01	0.53%
MGS-S Customer 3902	\$ 5,953.70	\$ 6,067.44	1.91%	\$ 17,581.17	\$ 17,694.91	0.65%
MGS-S Customer 3903	\$ 5,505.19	\$ 5,606.96	1.85%	\$ 16,452.68	\$ 16,554.45	0.62%
MGS-S Customer 3904	\$ 3,080.99	\$ 3,149.48	2.22%	\$ 9,059.26	\$ 9,127.76	0.76%
MGS-S Customer 3905	\$ 5,946.79	\$ 6,058.08	1.87%	\$ 22,382.47	\$ 22,493.77	0.50%
MGS-S Customer 3906	\$ 8,330.39	\$ 8,483.58	1.84%	\$ 17,270.38	\$ 17,423.57	0.89%
MGS-S Customer 3907	\$ 9,450.21	\$ 9,619.99	1.80%	\$ 26,109.85	\$ 26,279.63	0.65%
MGS-S Customer 3908	\$ 4,968.80	\$ 5,061.99	1.88%	\$ 13,983.98	\$ 14,077.16	0.67%
MGS-S Customer 3909	\$ 19,528.46	\$ 19,860.87	1.70%	\$ 40,694.66	\$ 41,027.07	0.82%
MGS-S Customer 3910	\$ 8,228.77	\$ 8,380.01	1.84%	\$ 20,605.81	\$ 20,757.05	0.73%
MGS-S Customer 3911	\$ 13,366.94	\$ 13,594.90	1.71%	\$ 45,168.81	\$ 45,396.76	0.50%
MGS-S Customer 3912	\$ 6,825.64	\$ 6,953.06	1.87%	\$ 22,036.42	\$ 22,163.84	0.58%
MGS-S Customer 3913	\$ 4,226.70	\$ 4,313.62	2.06%	\$ 10,984.94	\$ 11,071.86	0.79%
MGS-S Customer 3914	\$ 10,149.50	\$ 10,320.86	1.69%	\$ 40,437.37	\$ 40,608.73	0.42%
MGS-S Customer 3915	\$ 5,564.37	\$ 5,666.12	1.83%	\$ 19,806.65	\$ 19,908.40	0.51%
MGS-S Customer 3916	\$ 6,707.64	\$ 6,825.35	1.75%	\$ 29,559.01	\$ 29,676.71	0.40%
MGS-S Customer 3917	\$ 6,368.20	\$ 6,487.51	1.87%	\$ 21,452.49	\$ 21,571.80	0.56%

Customer	Delivery 7/22 Prices	Delivery 8/23 Prices	Delivery % Difference	Bundled 7/22 Prices	Bundled 8/23 Prices	Bundled % Difference
MGS-S Customer 3918	\$ 16,718.45	\$ 16,994.72	1.65%	\$ 69,042.07	\$ 69,318.34	0.40%
MGS-S Customer 3919	\$ 6,120.18	\$ 6,237.50	1.92%	\$ 16,390.20	\$ 16,507.52	0.72%
MGS-S Customer 3920	\$ 49,664.80	\$ 50,444.37	1.57%	\$ 199,382.19	\$ 200,161.77	0.39%
MGS-S Customer 3921	\$ 6,938.48	\$ 7,061.47	1.77%	\$ 25,492.85	\$ 25,615.83	0.48%
MGS-S Customer 3922	\$ 5,163.02	\$ 5,258.01	1.84%	\$ 19,797.91	\$ 19,892.90	0.48%
MGS-S Customer 3923	\$ 6,507.26	\$ 6,626.39	1.83%	\$ 23,729.08	\$ 23,848.21	0.50%
MGS-S Customer 3924	\$ 7,461.35	\$ 7,597.02	1.82%	\$ 27,585.47	\$ 27,721.14	0.49%
MGS-S Customer 3925	\$ 6,219.32	\$ 6,335.89	1.87%	\$ 22,718.99	\$ 22,835.56	0.51%
MGS-S Customer 3926	\$ 3,260.08	\$ 3,326.53	2.04%	\$ 9,923.02	\$ 9,989.47	0.67%
MGS-S Customer 3927	\$ 6,006.95	\$ 6,115.62	1.81%	\$ 20,856.43	\$ 20,965.10	0.52%
MGS-S Customer 3928	\$ 4,160.64	\$ 4,246.54	2.06%	\$ 10,906.77	\$ 10,992.67	0.79%
MGS-S Customer 3929	\$ 4,988.90	\$ 5,088.75	2.00%	\$ 10,486.93	\$ 10,586.77	0.95%
MGS-S Customer 3930	\$ 9,550.09	\$ 9,714.46	1.72%	\$ 30,933.50	\$ 31,097.88	0.53%
MGS-S Customer 3931	\$ 7,688.51	\$ 7,829.34	1.83%	\$ 20,833.40	\$ 20,974.23	0.68%
MGS-S Customer 3932	\$ 8,378.98	\$ 8,528.69	1.79%	\$ 30,774.66	\$ 30,924.37	0.49%
MGS-S Customer 3933	\$ 13,107.86	\$ 13,334.60	1.73%	\$ 34,159.80	\$ 34,386.54	0.66%
MGS-S Customer 3934	\$ 6,585.06	\$ 6,709.43	1.89%	\$ 16,277.93	\$ 16,402.30	0.76%
MGS-S Customer 3935	\$ 5,198.47	\$ 5,298.81	1.93%	\$ 19,523.47	\$ 19,623.82	0.51%
MGS-S Customer 3936	\$ 3,656.73	\$ 3,729.56	1.99%	\$ 12,479.48	\$ 12,552.31	0.58%
MGS-S Customer 3937	\$ 5,881.47	\$ 5,994.61	1.92%	\$ 12,623.02	\$ 12,736.17	0.90%
MGS-S Customer 3938	\$ 6,905.96	\$ 7,035.51	1.88%	\$ 16,218.23	\$ 16,347.77	0.80%
MGS-S Customer 3939	\$ 3,857.36	\$ 3,938.54	2.10%	\$ 9,991.04	\$ 10,072.21	0.81%
MGS-S Customer 3940	\$ 8,575.96	\$ 8,723.72	1.72%	\$ 33,218.41	\$ 33,366.17	0.44%
MGS-S Customer 3941	\$ 3,557.26	\$ 3,633.84	2.15%	\$ 8,648.85	\$ 8,725.43	0.89%
MGS-S Customer 3942	\$ 14,454.32	\$ 14,703.43	1.72%	\$ 38,266.87	\$ 38,515.98	0.65%
MGS-S Customer 3943	\$ 3,131.23	\$ 3,200.12	2.20%	\$ 10,295.56	\$ 10,364.45	0.67%
MGS-S Customer 3944	\$ 16,420.73	\$ 16,695.37	1.67%	\$ 21,772.84	\$ 22,047.48	1.26%
MGS-S Customer 3945	\$ 4,148.88	\$ 4,234.79	2.07%	\$ 10,177.43	\$ 10,263.34	0.84%
MGS-S Customer 3946	\$ 20,128.59	\$ 20,460.93	1.65%	\$ 75,642.45	\$ 75,974.79	0.44%
MGS-S Customer 3947	\$ 5,500.23	\$ 5,600.80	1.83%	\$ 20,169.97	\$ 20,270.54	0.50%
MGS-S Customer 3948	\$ 3,294.35	\$ 3,360.78	2.02%	\$ 11,771.46	\$ 11,837.89	0.56%
MGS-S Customer 3949	\$ 9,542.75	\$ 9,711.18	1.77%	\$ 33,447.97	\$ 33,616.40	0.50%
MGS-S Customer 3950	\$ 8,038.04	\$ 8,183.62	1.81%	\$ 24,912.50	\$ 25,058.08	0.58%
MGS-S Customer 3951	\$ 4,886.75	\$ 4,979.41	1.90%	\$ 13,371.97	\$ 13,464.63	0.69%
MGS-S Customer 3952	\$ 4,446.67	\$ 4,537.26	2.04%	\$ 11,750.40	\$ 11,840.99	0.77%
MGS-S Customer 3953	\$ 5,438.04	\$ 5,538.07	1.84%	\$ 18,609.33	\$ 18,709.36	0.54%
MGS-S Customer 3954	\$ 7,167.27	\$ 7,300.46	1.86%	\$ 20,349.52	\$ 20,482.72	0.65%
MGS-S Customer 3955	\$ 4,854.96	\$ 4,950.40	1.97%	\$ 16,626.17	\$ 16,721.61	0.57%
MGS-S Customer 3956	\$ 6,754.29	\$ 6,879.43	1.85%	\$ 22,961.91	\$ 23,087.05	0.54%
MGS-S Customer 3957	\$ 7,011.91	\$ 7,143.12	1.87%	\$ 17,684.70	\$ 17,815.92	0.74%

Internal Use

Customer	Delivery 7/22 Prices	Delivery 8/23 Prices	Delivery % Difference	Bundled 7/22 Prices	Bundled 8/23 Prices	Bundled % Difference
MGS-S Customer 3958	\$ 2,409.89	\$ 2,464.15	2.25%	\$ 5,998.11	\$ 6,052.37	0.90%
MGS-S Customer 3959	\$ 3,382.45	\$ 3,455.33	2.15%	\$ 10,145.94	\$ 10,218.82	0.72%
MGS-S Customer 3960	\$ 9,996.08	\$ 10,175.52	1.80%	\$ 28,287.41	\$ 28,466.85	0.63%
MGS-S Customer 3961	\$ 4,145.28	\$ 4,225.02	1.92%	\$ 14,952.91	\$ 15,032.65	0.53%
MGS-S Customer 3962	\$ 4,499.14	\$ 4,591.25	2.05%	\$ 11,108.15	\$ 11,200.26	0.83%
MGS-S Customer 3963	\$ 6,515.53	\$ 6,631.83	1.78%	\$ 24,368.08	\$ 24,484.39	0.48%
MGS-S Customer 3964	\$ 2,409.60	\$ 2,464.33	2.27%	\$ 4,848.22	\$ 4,902.95	1.13%
MGS-S Customer 3965	\$ 1,602.68	\$ 1,643.91	2.57%	\$ 3,674.40	\$ 3,715.62	1.12%
MGS-S Customer 3966	\$ 10,338.65	\$ 10,519.92	1.75%	\$ 35,833.16	\$ 36,014.43	0.51%
MGS-S Customer 3967	\$ 1,722.90	\$ 1,765.19	2.45%	\$ 5,288.50	\$ 5,330.79	0.80%
MGS-S Customer 3968	\$ 4,833.34	\$ 4,923.48	1.86%	\$ 17,665.60	\$ 17,755.75	0.51%
MGS-S Customer 3969	\$ 6,195.33	\$ 6,311.45	1.87%	\$ 19,934.39	\$ 20,050.51	0.58%
MGS-S Customer 3970	\$ 50,745.97	\$ 51,535.28	1.56%	\$ 234,104.87	\$ 234,894.19	0.34%
MGS-S Customer 3971	\$ 4,200.67	\$ 4,282.86	1.96%	\$ 10,070.39	\$ 10,152.58	0.82%
MGS-S Customer 3972	\$ 53,824.25	\$ 54,672.77	1.58%	\$ 218,592.46	\$ 219,440.98	0.39%
MGS-S Customer 3973	\$ 11,095.64	\$ 11,289.82	1.75%	\$ 35,503.74	\$ 35,697.91	0.55%
MGS-S Customer 3974	\$ 689.17	\$ 715.52	3.82%	\$ 1,047.73	\$ 1,074.08	2.51%
MGS-S Customer 3975	\$ 552.68	\$ 575.48	4.13%	\$ 5,044.61	\$ 5,067.41	0.45%
MGS-S Customer 3976	\$ 3,808.19	\$ 3,882.23	1.94%	\$ 13,142.84	\$ 13,216.89	0.56%
MGS-S Customer 3977	\$ 17,680.09	\$ 17,971.99	1.65%	\$ 52,343.12	\$ 52,635.02	0.56%
MGS-S Customer 3978	\$ 3,236.40	\$ 3,304.68	2.11%	\$ 7,327.04	\$ 7,395.32	0.93%
MGS-S Customer 3979	\$ 2,068.31	\$ 2,117.14	2.36%	\$ 5,227.70	\$ 5,276.53	0.93%
MGS-S Customer 3980	\$ 14,786.52	\$ 15,035.57	1.68%	\$ 53,343.65	\$ 53,592.70	0.47%
MGS-S Customer 3981	\$ 10,382.74	\$ 10,561.16	1.72%	\$ 44,881.23	\$ 45,059.65	0.40%
MGS-S Customer 3982	\$ 17,901.35	\$ 18,200.78	1.67%	\$ 59,255.66	\$ 59,555.09	0.51%
MGS-S Customer 3983	\$ 1,922.08	\$ 1,967.82	2.38%	\$ 3,622.32	\$ 3,668.06	1.26%
MGS-S Customer 3984	\$ 15,502.57	\$ 15,760.67	1.66%	\$ 66,806.96	\$ 67,065.06	0.39%
MGS-S Customer 3985	\$ 9,369.43	\$ 9,534.54	1.76%	\$ 34,965.29	\$ 35,130.40	0.47%
MGS-S Customer 3986	\$ 6,746.84	\$ 6,873.61	1.88%	\$ 18,177.78	\$ 18,304.55	0.70%
MGS-S Customer 3987	\$ 4,096.05	\$ 4,174.92	1.93%	\$ 14,809.30	\$ 14,888.17	0.53%
MGS-S Customer 3988	\$ 1,725.39	\$ 1,768.31	2.49%	\$ 4,564.39	\$ 4,607.31	0.94%
MGS-S Customer 3989	\$ 5,777.43	\$ 5,887.63	1.91%	\$ 18,442.42	\$ 18,552.61	0.60%
MGS-S Customer 3990	\$ 23,081.76	\$ 23,461.92	1.65%	\$ 79,518.87	\$ 79,899.03	0.48%
MGS-S Customer 3991	\$ 667.01	\$ 693.00	3.90%	\$ 1,050.94	\$ 1,076.93	2.47%
MGS-S Customer 3992	\$ 4,833.53	\$ 4,925.06	1.89%	\$ 13,755.58	\$ 13,847.11	0.67%
MGS-S Customer 3993	\$ 39,158.95	\$ 39,784.82	1.60%	\$ 151,685.81	\$ 152,311.68	0.41%
MGS-S Customer 3994	\$ 6,093.50	\$ 6,210.19	1.91%	\$ 15,627.66	\$ 15,744.35	0.75%
MGS-S Customer 3995	\$ 17,726.36	\$ 18,020.92	1.66%	\$ 60,684.93	\$ 60,979.49	0.49%
MGS-S Customer 3996	\$ 8,276.57	\$ 8,423.04	1.77%	\$ 22,319.81	\$ 22,466.27	0.66%
MGS-S Customer 3997	\$ 5,012.17	\$ 5,105.90	1.87%	\$ 15,765.30	\$ 15,859.03	0.59%

Internal Use

Customer	Delivery 7/22 Prices	Delivery 8/23 Prices	Delivery % Difference	Bundled 7/22 Prices	Bundled 8/23 Prices	Bundled % Difference
MGS-S Customer 3998	\$ 8,698.34	\$ 8,851.08	1.76%	\$ 21,856.94	\$ 22,009.68	0.70%
MGS-S Customer 3999	\$ 14,174.99	\$ 14,416.67	1.70%	\$ 44,558.61	\$ 44,800.29	0.54%
MGS-S Customer 4000	\$ 6,063.11	\$ 6,172.24	1.80%	\$ 23,055.14	\$ 23,164.28	0.47%
MGS-S Customer 4001	\$ 5,832.99	\$ 5,940.49	1.84%	\$ 16,415.06	\$ 16,522.56	0.65%
MGS-S Customer 4002	\$ 3,481.92	\$ 3,552.72	2.03%	\$ 8,890.93	\$ 8,961.73	0.80%
MGS-S Customer 4003	\$ 22,357.71	\$ 22,725.81	1.65%	\$ 79,960.31	\$ 80,328.41	0.46%
MGS-S Customer 4004	\$ 4,838.13	\$ 4,935.06	2.00%	\$ 10,465.85	\$ 10,562.77	0.93%
MGS-S Customer 4005	\$ 2,130.63	\$ 2,175.10	2.09%	\$ 17,959.69	\$ 18,004.16	0.25%
MGS-S Customer 4006	\$ 2,675.68	\$ 2,733.40	2.16%	\$ 7,045.12	\$ 7,102.84	0.82%
MGS-S Customer 4007	\$ 3,683.64	\$ 3,757.61	2.01%	\$ 9,238.68	\$ 9,312.65	0.80%
MGS-S Customer 4008	\$ 11,043.07	\$ 11,230.93	1.70%	\$ 36,667.72	\$ 36,855.59	0.51%
MGS-S Customer 4009	\$ 19,449.61	\$ 19,766.98	1.63%	\$ 84,717.02	\$ 85,034.39	0.37%
MGS-S Customer 4010	\$ 4,588.51	\$ 4,678.22	1.96%	\$ 8,852.83	\$ 8,942.54	1.01%
MGS-S Customer 4011	\$ 6,485.77	\$ 6,605.80	1.85%	\$ 13,213.61	\$ 13,333.64	0.91%
MGS-S Customer 4012	\$ 9,957.34	\$ 10,131.90	1.75%	\$ 35,872.34	\$ 36,046.90	0.49%
MGS-S Customer 4013	\$ 6,977.91	\$ 7,105.19	1.82%	\$ 27,106.60	\$ 27,233.88	0.47%
MGS-S Customer 4014	\$ 13,186.90	\$ 13,412.56	1.71%	\$ 46,241.10	\$ 46,466.75	0.49%
MGS-S Customer 4015	\$ 4,187.99	\$ 4,267.07	1.89%	\$ 18,058.11	\$ 18,137.19	0.44%
MGS-S Customer 4016	\$ 15,489.14	\$ 15,753.19	1.70%	\$ 44,585.24	\$ 44,849.29	0.59%
MGS-S Customer 4017	\$ 2,569.83	\$ 2,629.97	2.34%	\$ 7,807.68	\$ 7,867.82	0.77%
MGS-S Customer 4018	\$ 30,443.57	\$ 30,932.23	1.61%	\$ 92,785.83	\$ 93,274.49	0.53%
MGS-S Customer 4019	\$ 39,972.89	\$ 40,605.55	1.58%	\$ 166,997.52	\$ 167,630.18	0.38%
MGS-S Customer 4020	\$ 14,642.93	\$ 14,893.38	1.71%	\$ 44,214.37	\$ 44,464.82	0.57%
MGS-S Customer 4021	\$ 2,953.40	\$ 3,016.12	2.12%	\$ 5,802.45	\$ 5,865.17	1.08%
MGS-S Customer 4022	\$ 3,761.69	\$ 3,835.11	1.95%	\$ 12,354.32	\$ 12,427.74	0.59%
MGS-S Customer 4023	\$ 11,199.00	\$ 11,394.36	1.74%	\$ 38,320.63	\$ 38,515.98	0.51%
MGS-S Customer 4024	\$ 7,270.73	\$ 7,398.51	1.76%	\$ 27,308.01	\$ 27,435.79	0.47%
MGS-S Customer 4025	\$ 9,951.94	\$ 10,122.56	1.71%	\$ 33,528.88	\$ 33,699.50	0.51%
MGS-S Customer 4026	\$ 492.56	\$ 515.84	4.73%	\$ 574.83	\$ 598.11	4.05%
MGS-S Customer 4027	\$ 11,234.11	\$ 11,433.09	1.77%	\$ 27,884.61	\$ 28,083.59	0.71%
MGS-S Customer 4028	\$ 4,404.92	\$ 4,494.01	2.02%	\$ 13,861.38	\$ 13,950.47	0.64%
MGS-S Customer 4029	\$ 3,270.12	\$ 3,338.62	2.09%	\$ 7,164.91	\$ 7,233.41	0.96%
MGS-S Customer 4030	\$ 4,966.51	\$ 5,060.09	1.88%	\$ 15,816.53	\$ 15,910.11	0.59%
MGS-S Customer 4031	\$ 5,632.89	\$ 5,740.44	1.91%	\$ 18,786.92	\$ 18,894.47	0.57%
MGS-S Customer 4032	\$ 3,928.81	\$ 4,009.53	2.05%	\$ 14,377.76	\$ 14,458.49	0.56%
MGS-S Customer 4033	\$ 4,232.91	\$ 4,319.56	2.05%	\$ 12,184.06	\$ 12,270.71	0.71%
MGS-S Customer 4034	\$ 5,508.63	\$ 5,610.53	1.85%	\$ 16,615.06	\$ 16,716.96	0.61%
MGS-S Customer 4035	\$ 5,676.35	\$ 5,781.96	1.86%	\$ 13,773.64	\$ 13,879.25	0.77%
MGS-S Customer 4036	\$ 8,399.37	\$ 8,551.30	1.81%	\$ 24,761.93	\$ 24,913.86	0.61%
MGS-S Customer 4037	\$ 7,895.75	\$ 8,032.00	1.73%	\$ 33,786.18	\$ 33,922.43	0.40%

Internal Use

Customer	Delivery 7/22 Prices	Delivery 8/23 Prices	Delivery % Difference	Bundled 7/22 Prices	Bundled 8/23 Prices	Bundled % Difference
MGS-S Customer 4038	\$ 4,646.71	\$ 4,739.44	2.00%	\$ 15,196.33	\$ 15,289.06	0.61%
MGS-S Customer 4039	\$ 4,208.33	\$ 4,294.08	2.04%	\$ 13,648.91	\$ 13,734.66	0.63%
MGS-S Customer 4040	\$ 23,587.99	\$ 23,978.38	1.66%	\$ 71,907.81	\$ 72,298.20	0.54%
MGS-S Customer 4041	\$ 5,532.50	\$ 5,633.32	1.82%	\$ 19,774.33	\$ 19,875.14	0.51%
MGS-S Customer 4042	\$ 5,187.42	\$ 5,288.13	1.94%	\$ 16,700.63	\$ 16,801.34	0.60%
MGS-S Customer 4043	\$ 3,660.46	\$ 3,738.41	2.13%	\$ 9,803.28	\$ 9,881.22	0.80%
MGS-S Customer 4044	\$ 7,310.76	\$ 7,450.92	1.92%	\$ 12,777.14	\$ 12,917.29	1.10%
MGS-S Customer 4045	\$ 10,606.48	\$ 10,795.34	1.78%	\$ 29,309.16	\$ 29,498.02	0.64%
MGS-S Customer 4046	\$ 7,952.47	\$ 8,096.78	1.81%	\$ 25,971.85	\$ 26,116.16	0.56%
MGS-S Customer 4047	\$ 18,411.46	\$ 18,716.22	1.66%	\$ 68,175.57	\$ 68,480.33	0.45%
MGS-S Customer 4048	\$ 6,001.28	\$ 6,110.13	1.81%	\$ 19,838.95	\$ 19,947.80	0.55%
MGS-S Customer 4049	\$ 6,872.15	\$ 7,001.21	1.88%	\$ 16,135.50	\$ 16,264.57	0.80%
MGS-S Customer 4050	\$ 4,711.52	\$ 4,805.13	1.99%	\$ 15,106.32	\$ 15,199.92	0.62%
MGS-S Customer 4051	\$ 11,544.22	\$ 11,746.06	1.75%	\$ 18,902.80	\$ 19,104.64	1.07%
MGS-S Customer 4052	\$ 12,972.41	\$ 13,191.51	1.69%	\$ 53,495.79	\$ 53,714.89	0.41%
MGS-S Customer 4053	\$ 8,440.55	\$ 8,593.77	1.82%	\$ 25,187.03	\$ 25,340.25	0.61%
MGS-S Customer 4054	\$ 3,309.74	\$ 3,375.99	2.00%	\$ 12,929.48	\$ 12,995.73	0.51%
MGS-S Customer 4055	\$ 3,727.18	\$ 3,805.96	2.11%	\$ 9,923.82	\$ 10,002.59	0.79%
MGS-S Customer 4056	\$ 11,042.26	\$ 11,230.76	1.71%	\$ 47,542.65	\$ 47,731.15	0.40%
MGS-S Customer 4057	\$ 33,194.89	\$ 33,731.98	1.62%	\$ 114,047.86	\$ 114,584.95	0.47%
MGS-S Customer 4058	\$ 4,345.82	\$ 4,434.77	2.05%	\$ 11,311.34	\$ 11,400.28	0.79%
MGS-S Customer 4059	\$ 5,988.41	\$ 6,104.28	1.93%	\$ 13,429.26	\$ 13,545.13	0.86%
MGS-S Customer 4060	\$ 8,399.22	\$ 8,547.25	1.76%	\$ 18,157.34	\$ 18,305.37	0.82%
MGS-S Customer 4061	\$ 3,824.63	\$ 3,904.95	2.10%	\$ 9,272.73	\$ 9,353.04	0.87%
MGS-S Customer 4062	\$ 13,954.88	\$ 14,192.67	1.70%	\$ 46,414.90	\$ 46,652.69	0.51%
MGS-S Customer 4063	\$ 4,565.19	\$ 4,658.82	2.05%	\$ 7,410.47	\$ 7,504.10	1.26%
MGS-S Customer 4064	\$ 5,651.75	\$ 5,759.59	1.91%	\$ 18,441.51	\$ 18,549.35	0.58%
MGS-S Customer 4065	\$ 5,548.88	\$ 5,654.59	1.91%	\$ 19,863.04	\$ 19,968.74	0.53%
MGS-S Customer 4066	\$ 7,511.43	\$ 7,647.92	1.82%	\$ 27,649.25	\$ 27,785.75	0.49%
MGS-S Customer 4067	\$ 12,546.93	\$ 12,763.03	1.72%	\$ 37,703.22	\$ 37,919.32	0.57%
MGS-S Customer 4068	\$ 3,273.52	\$ 3,340.72	2.05%	\$ 6,098.12	\$ 6,165.32	1.10%
MGS-S Customer 4069	\$ 4,985.36	\$ 5,079.78	1.89%	\$ 11,623.28	\$ 11,717.70	0.81%
MGS-S Customer 4070	\$ 4,639.65	\$ 4,732.01	1.99%	\$ 11,870.25	\$ 11,962.61	0.78%
MGS-S Customer 4071	\$ 1,711.29	\$ 1,757.86	2.72%	\$ 5,509.41	\$ 5,555.98	0.85%
MGS-S Customer 4072	\$ 15,970.27	\$ 16,240.88	1.69%	\$ 50,697.28	\$ 50,967.89	0.53%
MGS-S Customer 4073	\$ 37,268.58	\$ 37,854.78	1.57%	\$ 174,348.42	\$ 174,934.62	0.34%
MGS-S Customer 4074	\$ 9,529.41	\$ 9,692.09	1.71%	\$ 34,642.97	\$ 34,805.64	0.47%
MGS-S Customer 4075	\$ 21,639.40	\$ 21,996.19	1.65%	\$ 80,748.34	\$ 81,105.13	0.44%
MGS-S Customer 4076	\$ 4,406.82	\$ 4,490.84	1.91%	\$ 14,727.00	\$ 14,811.02	0.57%
MGS-S Customer 4077	\$ 4,380.01	\$ 4,463.27	1.90%	\$ 15,907.27	\$ 15,990.53	0.52%

Internal Use

Customer	Delivery 7/22 Prices	Delivery 8/23 Prices	Delivery % Difference	Bundled 7/22 Prices	Bundled 8/23 Prices	Bundled % Difference
MGS-S Customer 4078	\$ 8,345.66	\$ 8,493.70	1.77%	\$ 19,268.12	\$ 19,416.16	0.77%
MGS-S Customer 4079	\$ 5,607.82	\$ 5,714.88	1.91%	\$ 19,961.16	\$ 20,068.22	0.54%
MGS-S Customer 4080	\$ 5,104.45	\$ 5,203.25	1.94%	\$ 6,316.10	\$ 6,414.90	1.56%
MGS-S Customer 4081	\$ 3,372.38	\$ 3,440.26	2.01%	\$ 10,940.52	\$ 11,008.40	0.62%
MGS-S Customer 4082	\$ 4,715.86	\$ 4,809.23	1.98%	\$ 15,380.43	\$ 15,473.80	0.61%
MGS-S Customer 4083	\$ 1,921.41	\$ 1,967.91	2.42%	\$ 4,180.75	\$ 4,227.25	1.11%
MGS-S Customer 4084	\$ 1,833.41	\$ 1,878.62	2.47%	\$ 4,424.80	\$ 4,470.01	1.02%
MGS-S Customer 4085	\$ 10,130.68	\$ 10,308.22	1.75%	\$ 38,294.39	\$ 38,471.93	0.46%
MGS-S Customer 4086	\$ 4,956.69	\$ 5,052.85	1.94%	\$ 7,230.53	\$ 7,326.70	1.33%
MGS-S Customer 4087	\$ 7,734.30	\$ 7,875.66	1.83%	\$ 25,147.28	\$ 25,288.64	0.56%
MGS-S Customer 4088	\$ 16,785.74	\$ 17,070.13	1.69%	\$ 37,970.22	\$ 38,254.61	0.75%
MGS-S Customer 4089	\$ 2,958.01	\$ 3,024.58	2.25%	\$ 7,647.39	\$ 7,713.96	0.87%
MGS-S Customer 4090	\$ 4,388.78	\$ 4,477.51	2.02%	\$ 12,305.20	\$ 12,393.93	0.72%
MGS-S Customer 4091	\$ 4,583.46	\$ 4,670.48	1.90%	\$ 15,114.00	\$ 15,201.02	0.58%
MGS-S Customer 4092	\$ 3,790.03	\$ 3,869.54	2.10%	\$ 10,792.68	\$ 10,872.19	0.74%
MGS-S Customer 4093	\$ 14,763.10	\$ 15,013.89	1.70%	\$ 50,413.36	\$ 50,664.15	0.50%
MGS-S Customer 4094	\$ 8,489.22	\$ 8,640.56	1.78%	\$ 29,641.71	\$ 29,793.05	0.51%
MGS-S Customer 4095	\$ 49,777.32	\$ 50,588.33	1.63%	\$ 119,048.52	\$ 119,859.54	0.68%
MGS-S Customer 4096	\$ 8,103.84	\$ 8,250.13	1.81%	\$ 27,772.39	\$ 27,918.68	0.53%
MGS-S Customer 4097	\$ 10,664.70	\$ 10,849.47	1.73%	\$ 38,581.60	\$ 38,766.37	0.48%
MGS-S Customer 4098	\$ 8,561.03	\$ 8,716.33	1.81%	\$ 25,330.37	\$ 25,485.67	0.61%
MGS-S Customer 4099	\$ 9,440.19	\$ 9,607.79	1.78%	\$ 27,658.39	\$ 27,825.99	0.61%
MGS-S Customer 4100	\$ 4,025.62	\$ 4,109.12	2.07%	\$ 11,174.07	\$ 11,257.57	0.75%
MGS-S Customer 4101	\$ 3,094.85	\$ 3,163.72	2.23%	\$ 8,465.24	\$ 8,534.11	0.81%
MGS-S Customer 4102	\$ 4,093.83	\$ 4,178.37	2.07%	\$ 11,397.11	\$ 11,481.65	0.74%
MGS-S Customer 4103	\$ 3,248.21	\$ 3,318.89	2.18%	\$ 10,029.19	\$ 10,099.87	0.70%
MGS-S Customer 4104	\$ 4,876.22	\$ 4,972.75	1.98%	\$ 15,070.94	\$ 15,167.47	0.64%
MGS-S Customer 4105	\$ 6,576.80	\$ 6,701.34	1.89%	\$ 16,787.40	\$ 16,911.94	0.74%
MGS-S Customer 4106	\$ 10,337.07	\$ 10,521.51	1.78%	\$ 27,019.57	\$ 27,204.01	0.68%
MGS-S Customer 4107	\$ 5,695.76	\$ 5,801.63	1.86%	\$ 13,046.23	\$ 13,152.10	0.81%
MGS-S Customer 4108	\$ 3,147.44	\$ 3,218.03	2.24%	\$ 7,165.07	\$ 7,235.65	0.99%
MGS-S Customer 4109	\$ 3,619.11	\$ 3,696.10	2.13%	\$ 10,609.42	\$ 10,686.41	0.73%
MGS-S Customer 4110	\$ 4,144.16	\$ 4,230.19	2.08%	\$ 10,311.09	\$ 10,397.11	0.83%
MGS-S Customer 4111	\$ 18,269.58	\$ 18,571.46	1.65%	\$ 67,338.97	\$ 67,640.85	0.45%
MGS-S Customer 4112	\$ 27,206.74	\$ 27,654.26	1.64%	\$ 81,902.48	\$ 82,349.99	0.55%
MGS-S Customer 4113	\$ 4,651.87	\$ 4,739.40	1.88%	\$ 16,444.23	\$ 16,531.75	0.53%
MGS-S Customer 4114	\$ 11,041.25	\$ 11,240.25	1.80%	\$ 17,368.83	\$ 17,567.83	1.15%
MGS-S Customer 4115	\$ 4,515.96	\$ 4,605.16	1.98%	\$ 10,321.01	\$ 10,410.21	0.86%
MGS-S Customer 4116	\$ 3,820.95	\$ 3,901.73	2.11%	\$ 10,713.33	\$ 10,794.11	0.75%
MGS-S Customer 4117	\$ 16,289.89	\$ 16,565.27	1.69%	\$ 51,405.40	\$ 51,680.78	0.54%

Internal Use

Customer	Delivery 7/22 Prices	Delivery 8/23 Prices	Delivery % Difference	Bundled 7/22 Prices	Bundled 8/23 Prices	Bundled % Difference
MGS-S Customer 4118	\$ 5,897.25	\$ 6,010.23	1.92%	\$ 17,424.17	\$ 17,537.15	0.65%
MGS-S Customer 4119	\$ 10,316.63	\$ 10,492.09	1.70%	\$ 36,745.70	\$ 36,921.16	0.48%
MGS-S Customer 4120	\$ 2,152.84	\$ 2,202.57	2.31%	\$ 5,632.97	\$ 5,682.70	0.88%
MGS-S Customer 4121	\$ 5,330.17	\$ 5,434.53	1.96%	\$ 15,088.29	\$ 15,192.65	0.69%
MGS-S Customer 4122	\$ 4,814.98	\$ 4,907.54	1.92%	\$ 9,597.03	\$ 9,689.59	0.96%
MGS-S Customer 4123	\$ 4,122.20	\$ 4,202.15	1.94%	\$ 12,869.77	\$ 12,949.72	0.62%
MGS-S Customer 4124	\$ 2,518.14	\$ 2,577.05	2.34%	\$ 7,333.10	\$ 7,392.01	0.80%
MGS-S Customer 4125	\$ 12,275.12	\$ 12,485.85	1.72%	\$ 42,468.15	\$ 42,678.88	0.50%
MGS-S Customer 4126	\$ 13,680.87	\$ 13,915.97	1.72%	\$ 40,171.76	\$ 40,406.86	0.59%
MGS-S Customer 4127	\$ 38,067.44	\$ 38,676.38	1.60%	\$ 130,182.24	\$ 130,791.18	0.47%
MGS-S Customer 4128	\$ 6,610.57	\$ 6,734.21	1.87%	\$ 20,167.16	\$ 20,290.79	0.61%
MGS-S Customer 4129	\$ 13,168.70	\$ 13,393.47	1.71%	\$ 46,273.17	\$ 46,497.94	0.49%
MGS-S Customer 4130	\$ 3,866.06	\$ 3,946.64	2.08%	\$ 13,976.11	\$ 14,056.69	0.58%
MGS-S Customer 4131	\$ 1,692.05	\$ 1,733.82	2.47%	\$ 4,242.76	\$ 4,284.53	0.98%
MGS-S Customer 4132	\$ 3,220.35	\$ 3,291.96	2.22%	\$ 3,910.73	\$ 3,982.34	1.83%
MGS-S Customer 4133	\$ 10,477.23	\$ 10,657.05	1.72%	\$ 39,472.78	\$ 39,652.60	0.46%
MGS-S Customer 4134	\$ 26,252.47	\$ 26,680.92	1.63%	\$ 75,833.76	\$ 76,262.21	0.56%
MGS-S Customer 4135	\$ 6,578.81	\$ 6,703.41	1.89%	\$ 17,072.79	\$ 17,197.39	0.73%
MGS-S Customer 4136	\$ 10,849.18	\$ 11,038.58	1.75%	\$ 36,425.96	\$ 36,615.36	0.52%
MGS-S Customer 4137	\$ 4,211.24	\$ 4,292.91	1.94%	\$ 15,422.80	\$ 15,504.46	0.53%
MGS-S Customer 4138	\$ 21,125.59	\$ 21,471.40	1.64%	\$ 83,513.56	\$ 83,859.36	0.41%
MGS-S Customer 4139	\$ 8,375.11	\$ 8,526.16	1.80%	\$ 27,373.28	\$ 27,524.32	0.55%
MGS-S Customer 4140	\$ 4,222.18	\$ 4,310.54	2.09%	\$ 7,147.33	\$ 7,235.69	1.24%
MGS-S Customer 4141	\$ 15,909.80	\$ 16,176.48	1.68%	\$ 57,469.78	\$ 57,736.46	0.46%
MGS-S Customer 4142	\$ 5,818.83	\$ 5,928.31	1.88%	\$ 9,339.18	\$ 9,448.66	1.17%
MGS-S Customer 4143	\$ 12,518.68	\$ 12,737.99	1.75%	\$ 28,616.14	\$ 28,835.46	0.77%
MGS-S Customer 4144	\$ 5,869.72	\$ 5,982.91	1.93%	\$ 15,179.92	\$ 15,293.11	0.75%
MGS-S Customer 4145	\$ 8,902.32	\$ 9,063.38	1.81%	\$ 20,218.99	\$ 20,380.05	0.80%
MGS-S Customer 4146	\$ 6,068.10	\$ 6,184.03	1.91%	\$ 16,403.37	\$ 16,519.29	0.71%
MGS-S Customer 4147	\$ 5,252.80	\$ 5,350.06	1.85%	\$ 18,626.22	\$ 18,723.48	0.52%
MGS-S Customer 4148	\$ 4,815.06	\$ 4,910.21	1.98%	\$ 14,358.37	\$ 14,453.51	0.66%
MGS-S Customer 4149	\$ 10,515.01	\$ 10,696.51	1.73%	\$ 41,772.97	\$ 41,954.48	0.43%
MGS-S Customer 4150	\$ 5,836.27	\$ 5,942.41	1.82%	\$ 19,484.60	\$ 19,590.75	0.54%
MGS-S Customer 4151	\$ 5,251.73	\$ 5,349.00	1.85%	\$ 17,156.40	\$ 17,253.67	0.57%
MGS-S Customer 4152	\$ 7,012.80	\$ 7,143.87	1.87%	\$ 18,838.64	\$ 18,969.70	0.70%
MGS-S Customer 4153	\$ 1,683.50	\$ 1,729.70	2.74%	\$ 5,120.55	\$ 5,166.75	0.90%
MGS-S Customer 4154	\$ 29,409.20	\$ 29,891.53	1.64%	\$ 95,965.50	\$ 96,447.83	0.50%
MGS-S Customer 4155	\$ 6,381.05	\$ 6,499.66	1.86%	\$ 23,566.30	\$ 23,684.92	0.50%
MGS-S Customer 4156	\$ 2,591.00	\$ 2,651.42	2.33%	\$ 8,360.40	\$ 8,420.82	0.72%
MGS-S Customer 4157	\$ 6,343.59	\$ 6,462.97	1.88%	\$ 21,306.99	\$ 21,426.37	0.56%

Customer	Delivery 7/22 Prices	Delivery 8/23 Prices	Delivery % Difference	Bundled 7/22 Prices	Bundled 8/23 Prices	Bundled % Difference
MGS-S Customer 4158	\$ 1,755.94	\$ 1,803.58	2.71%	\$ 4,830.77	\$ 4,878.42	0.99%
MGS-S Customer 4159	\$ 5,189.72	\$ 5,289.77	1.93%	\$ 19,705.77	\$ 19,805.83	0.51%
MGS-S Customer 4160	\$ 1,937.40	\$ 1,987.88	2.61%	\$ 5,313.21	\$ 5,363.69	0.95%
MGS-S Customer 4161	\$ 5,232.85	\$ 5,334.35	1.94%	\$ 17,434.72	\$ 17,536.22	0.58%
MGS-S Customer 4162	\$ 5,568.37	\$ 5,676.83	1.95%	\$ 13,050.47	\$ 13,158.93	0.83%
MGS-S Customer 4163	\$ 17,151.22	\$ 17,437.33	1.67%	\$ 63,907.92	\$ 64,194.02	0.45%
MGS-S Customer 4164	\$ 3,589.15	\$ 3,664.66	2.10%	\$ 13,247.17	\$ 13,322.68	0.57%
MGS-S Customer 4165	\$ 5,324.90	\$ 5,428.11	1.94%	\$ 16,842.68	\$ 16,945.89	0.61%
MGS-S Customer 4166	\$ 6,764.67	\$ 6,892.45	1.89%	\$ 15,519.66	\$ 15,647.45	0.82%
MGS-S Customer 4167	\$ 54,065.66	\$ 54,907.25	1.56%	\$ 250,745.42	\$ 251,587.01	0.34%
MGS-S Customer 4168	\$ 7,444.13	\$ 7,582.26	1.86%	\$ 19,508.09	\$ 19,646.22	0.71%
MGS-S Customer 4169	\$ 3,063.43	\$ 3,131.75	2.23%	\$ 8,550.14	\$ 8,618.46	0.80%
MGS-S Customer 4170	\$ 11,763.14	\$ 11,966.62	1.73%	\$ 39,620.62	\$ 39,824.10	0.51%
MGS-S Customer 4171	\$ 5,680.16	\$ 5,788.88	1.91%	\$ 18,427.99	\$ 18,536.71	0.59%
MGS-S Customer 4172	\$ 9,496.61	\$ 9,663.06	1.75%	\$ 37,386.08	\$ 37,552.54	0.45%
MGS-S Customer 4173	\$ 4,729.29	\$ 4,823.43	1.99%	\$ 14,161.30	\$ 14,255.44	0.66%
MGS-S Customer 4174	\$ 4,682.92	\$ 4,776.41	2.00%	\$ 14,487.20	\$ 14,580.69	0.65%
MGS-S Customer 4175	\$ 15,089.25	\$ 15,342.51	1.68%	\$ 56,333.87	\$ 56,587.12	0.45%
MGS-S Customer 4176	\$ 30,498.40	\$ 31,001.20	1.65%	\$ 76,651.78	\$ 77,154.58	0.66%
MGS-S Customer 4177	\$ 3,615.18	\$ 3,692.14	2.13%	\$ 10,479.69	\$ 10,556.64	0.73%
MGS-S Customer 4178	\$ 4,171.85	\$ 4,252.27	1.93%	\$ 13,888.83	\$ 13,969.25	0.58%
MGS-S Customer 4179	\$ 10,770.34	\$ 10,960.07	1.76%	\$ 32,590.13	\$ 32,779.86	0.58%
MGS-S Customer 4180	\$ 3,141.29	\$ 3,209.20	2.16%	\$ 12,812.57	\$ 12,880.48	0.53%
MGS-S Customer 4181	\$ 5,553.20	\$ 5,655.69	1.85%	\$ 17,458.78	\$ 17,561.28	0.59%
MGS-S Customer 4182	\$ 26,573.02	\$ 27,007.53	1.64%	\$ 87,000.22	\$ 87,434.73	0.50%
MGS-S Customer 4183	\$ 3,790.97	\$ 3,866.62	2.00%	\$ 7,954.40	\$ 8,030.05	0.95%
MGS-S Customer 4184	\$ 8,257.88	\$ 8,401.87	1.74%	\$ 28,386.56	\$ 28,530.56	0.51%
MGS-S Customer 4185	\$ 6,786.85	\$ 6,910.75	1.83%	\$ 13,311.30	\$ 13,435.21	0.93%
MGS-S Customer 4186	\$ 21,844.40	\$ 22,206.57	1.66%	\$ 64,876.10	\$ 65,238.27	0.56%
MGS-S Customer 4187	\$ 17,563.70	\$ 17,858.91	1.68%	\$ 56,916.11	\$ 57,211.32	0.52%
MGS-S Customer 4188	\$ 22,638.86	\$ 23,009.66	1.64%	\$ 79,713.56	\$ 80,084.36	0.47%
MGS-S Customer 4189	\$ 5,221.26	\$ 5,324.15	1.97%	\$ 14,010.42	\$ 14,113.31	0.73%
MGS-S Customer 4190	\$ 13,727.12	\$ 13,961.22	1.71%	\$ 46,904.72	\$ 47,138.82	0.50%
MGS-S Customer 4191	\$ 5,539.09	\$ 5,647.52	1.96%	\$ 13,213.38	\$ 13,321.81	0.82%
MGS-S Customer 4192	\$ 2,669.88	\$ 2,728.24	2.19%	\$ 6,040.09	\$ 6,098.45	0.97%
MGS-S Customer 4193	\$ 10,222.52	\$ 10,397.08	1.71%	\$ 34,958.32	\$ 35,132.88	0.50%
MGS-S Customer 4194	\$ 4,359.51	\$ 4,448.41	2.04%	\$ 11,151.34	\$ 11,240.24	0.80%
MGS-S Customer 4195	\$ 9,104.56	\$ 9,265.18	1.76%	\$ 34,233.42	\$ 34,394.05	0.47%
MGS-S Customer 4196	\$ 5,294.00	\$ 5,391.02	1.83%	\$ 20,627.04	\$ 20,724.06	0.47%
MGS-S Customer 4197	\$ 4,235.17	\$ 4,322.29	2.06%	\$ 11,440.41	\$ 11,527.53	0.76%

Customer	Delivery 7/22 Prices	Delivery 8/23 Prices	Delivery % Difference	Bundled 7/22 Prices	Bundled 8/23 Prices	Bundled % Difference
MGS-S Customer 4198	\$ 6,426.91	\$ 6,547.27	1.87%	\$ 21,125.79	\$ 21,246.15	0.57%
MGS-S Customer 4199	\$ 4,019.11	\$ 4,098.24	1.97%	\$ 9,296.27	\$ 9,375.39	0.85%
MGS-S Customer 4200	\$ 4,698.19	\$ 4,793.83	2.04%	\$ 8,997.93	\$ 9,093.57	1.06%
MGS-S Customer 4201	\$ 4,326.16	\$ 4,414.90	2.05%	\$ 9,852.29	\$ 9,941.03	0.90%
MGS-S Customer 4202	\$ 5,013.02	\$ 5,112.35	1.98%	\$ 13,142.08	\$ 13,241.41	0.76%
MGS-S Customer 4203	\$ 4,230.63	\$ 4,317.65	2.06%	\$ 10,103.78	\$ 10,190.80	0.86%
MGS-S Customer 4204	\$ 4,782.94	\$ 4,873.20	1.89%	\$ 14,689.25	\$ 14,779.52	0.61%
MGS-S Customer 4205	\$ 3,715.83	\$ 3,795.40	2.14%	\$ 7,873.42	\$ 7,953.00	1.01%
MGS-S Customer 4206	\$ 7,674.79	\$ 7,812.08	1.79%	\$ 31,656.45	\$ 31,793.74	0.43%
MGS-S Customer 4207	\$ 763.89	\$ 786.69	2.98%	\$ 15,609.49	\$ 15,632.28	0.15%
MGS-S Customer 4208	\$ 4,761.40	\$ 4,856.36	1.99%	\$ 14,450.96	\$ 14,545.92	0.66%
MGS-S Customer 4209	\$ 4,870.08	\$ 4,968.10	2.01%	\$ 10,912.34	\$ 11,010.36	0.90%
MGS-S Customer 4210	\$ 4,898.76	\$ 4,996.71	2.00%	\$ 11,662.82	\$ 11,760.78	0.84%
MGS-S Customer 4211	\$ 4,522.08	\$ 4,613.34	2.02%	\$ 13,409.17	\$ 13,500.43	0.68%
MGS-S Customer 4212	\$ 1,732.08	\$ 1,774.54	2.45%	\$ 4,123.73	\$ 4,166.19	1.03%
MGS-S Customer 4213	\$ 3,700.31	\$ 3,778.96	2.13%	\$ 8,181.28	\$ 8,259.92	0.96%
MGS-S Customer 4214	\$ 3,580.45	\$ 3,652.88	2.02%	\$ 8,790.76	\$ 8,863.19	0.82%
MGS-S Customer 4215	\$ 8,280.40	\$ 8,426.20	1.76%	\$ 23,354.06	\$ 23,499.86	0.62%
MGS-S Customer 4216	\$ 10,267.54	\$ 10,449.57	1.77%	\$ 27,997.61	\$ 28,179.63	0.65%
MGS-S Customer 4217	\$ 30,826.64	\$ 31,319.04	1.60%	\$ 131,470.08	\$ 131,962.48	0.37%
MGS-S Customer 4218	\$ 13,537.92	\$ 13,772.58	1.73%	\$ 33,808.29	\$ 34,042.95	0.69%
MGS-S Customer 4219	\$ 6,182.10	\$ 6,300.73	1.92%	\$ 15,447.40	\$ 15,566.03	0.77%
MGS-S Customer 4220	\$ 6,822.35	\$ 6,950.69	1.88%	\$ 18,367.55	\$ 18,495.89	0.70%
MGS-S Customer 4221	\$ 10,732.37	\$ 10,919.97	1.75%	\$ 35,614.43	\$ 35,802.03	0.53%
MGS-S Customer 4222	\$ 8,241.43	\$ 8,392.73	1.84%	\$ 21,605.71	\$ 21,757.01	0.70%
MGS-S Customer 4223	\$ 14,698.16	\$ 14,945.09	1.68%	\$ 54,050.57	\$ 54,297.50	0.46%
MGS-S Customer 4224	\$ 6,171.23	\$ 6,288.41	1.90%	\$ 13,890.88	\$ 14,008.06	0.84%
MGS-S Customer 4225	\$ 6,202.54	\$ 6,314.91	1.81%	\$ 19,476.21	\$ 19,588.58	0.58%
MGS-S Customer 4226	\$ 8,844.62	\$ 9,004.33	1.81%	\$ 24,970.42	\$ 25,130.13	0.64%
MGS-S Customer 4227	\$ 6,956.55	\$ 7,086.39	1.87%	\$ 19,671.81	\$ 19,801.65	0.66%
MGS-S Customer 4228	\$ 7,684.33	\$ 7,825.00	1.83%	\$ 21,232.23	\$ 21,372.90	0.66%
MGS-S Customer 4229	\$ 4,826.33	\$ 4,922.08	1.98%	\$ 14,313.41	\$ 14,409.16	0.67%
MGS-S Customer 4230	\$ 13,500.90	\$ 13,732.70	1.72%	\$ 38,035.59	\$ 38,267.39	0.61%
MGS-S Customer 4231	\$ 25,830.36	\$ 26,238.93	1.58%	\$ 128,302.02	\$ 128,710.59	0.32%
MGS-S Customer 4232	\$ 5,374.27	\$ 5,478.74	1.94%	\$ 16,503.44	\$ 16,607.91	0.63%
MGS-S Customer 4233	\$ 2,620.72	\$ 2,681.72	2.33%	\$ 7,546.63	\$ 7,607.63	0.81%
MGS-S Customer 4234	\$ 7,264.01	\$ 7,392.57	1.77%	\$ 24,897.40	\$ 25,025.97	0.52%
MGS-S Customer 4235	\$ 5,794.96	\$ 5,903.90	1.88%	\$ 9,006.11	\$ 9,115.05	1.21%
MGS-S Customer 4236	\$ 4,091.47	\$ 4,171.04	1.94%	\$ 12,141.35	\$ 12,220.92	0.66%
MGS-S Customer 4237	\$ 11,823.08	\$ 12,026.74	1.72%	\$ 41,568.19	\$ 41,771.86	0.49%

Internal Use

Customer	Delivery 7/22 Prices	Delivery 8/23 Prices	Delivery % Difference	Bundled 7/22 Prices	Bundled 8/23 Prices	Bundled % Difference
MGS-S Customer 4238	\$ 24,242.07	\$ 24,625.55	1.58%	\$ 122,367.13	\$ 122,750.62	0.31%
MGS-S Customer 4239	\$ 4,398.23	\$ 4,484.18	1.95%	\$ 12,560.08	\$ 12,646.03	0.68%
MGS-S Customer 4240	\$ 5,742.89	\$ 5,849.89	1.86%	\$ 13,851.04	\$ 13,958.04	0.77%
MGS-S Customer 4241	\$ 1,229.35	\$ 1,267.18	3.08%	\$ 7,126.84	\$ 7,164.67	0.53%
MGS-S Customer 4242	\$ 7,573.61	\$ 7,703.81	1.72%	\$ 34,507.73	\$ 34,637.93	0.38%
MGS-S Customer 4243	\$ 12,815.91	\$ 13,035.88	1.72%	\$ 46,382.00	\$ 46,601.97	0.47%
MGS-S Customer 4244	\$ 3,267.01	\$ 3,333.14	2.02%	\$ 9,434.74	\$ 9,500.86	0.70%
MGS-S Customer 4245	\$ 5,880.77	\$ 5,992.55	1.90%	\$ 20,085.57	\$ 20,197.35	0.56%
MGS-S Customer 4246	\$ 7,074.48	\$ 7,204.99	1.84%	\$ 23,388.48	\$ 23,518.99	0.56%
MGS-S Customer 4247	\$ 6,305.47	\$ 6,419.26	1.80%	\$ 21,189.57	\$ 21,303.36	0.54%
MGS-S Customer 4248	\$ 4,818.27	\$ 4,913.38	1.97%	\$ 14,672.37	\$ 14,767.48	0.65%
MGS-S Customer 4249	\$ 5,331.28	\$ 5,429.69	1.85%	\$ 17,482.20	\$ 17,580.60	0.56%
MGS-S Customer 4250	\$ 4,234.52	\$ 4,315.76	1.92%	\$ 13,967.50	\$ 14,048.74	0.58%
MGS-S Customer 4251	\$ 5,813.70	\$ 5,926.05	1.93%	\$ 14,214.36	\$ 14,326.71	0.79%
MGS-S Customer 4252	\$ 4,056.87	\$ 4,137.56	1.99%	\$ 10,464.77	\$ 10,545.47	0.77%
MGS-S Customer 4253	\$ 3,991.27	\$ 4,070.79	1.99%	\$ 7,007.84	\$ 7,087.35	1.13%
MGS-S Customer 4254	\$ 5,178.56	\$ 5,274.29	1.85%	\$ 19,921.54	\$ 20,017.27	0.48%
MGS-S Customer 4255	\$ 15,415.63	\$ 15,669.90	1.65%	\$ 45,272.73	\$ 45,527.00	0.56%
MGS-S Customer 4256	\$ 6,522.92	\$ 6,639.87	1.79%	\$ 21,478.77	\$ 21,595.73	0.54%
MGS-S Customer 4257	\$ 6,452.57	\$ 6,575.31	1.90%	\$ 19,547.18	\$ 19,669.93	0.63%
MGS-S Customer 4258	\$ 5,274.25	\$ 5,373.23	1.88%	\$ 13,222.43	\$ 13,321.41	0.75%
MGS-S Customer 4259	\$ 3,915.69	\$ 3,995.35	2.03%	\$ 4,454.90	\$ 4,534.56	1.79%
MGS-S Customer 4260	\$ 2,810.75	\$ 2,870.35	2.12%	\$ 8,315.86	\$ 8,375.46	0.72%
MGS-S Customer 4261	\$ 2,832.90	\$ 2,894.21	2.16%	\$ 5,083.89	\$ 5,145.20	1.21%
MGS-S Customer 4262	\$ 2,736.82	\$ 2,800.00	2.31%	\$ 7,582.29	\$ 7,645.47	0.83%
MGS-S Customer 4263	\$ 18,567.45	\$ 18,877.57	1.67%	\$ 55,881.39	\$ 56,191.51	0.55%
MGS-S Customer 4264	\$ 2,273.94	\$ 2,324.66	2.23%	\$ 7,065.02	\$ 7,115.74	0.72%
MGS-S Customer 4265	\$ 4,058.49	\$ 4,143.69	2.10%	\$ 6,959.76	\$ 7,044.96	1.22%
MGS-S Customer 4266	\$ 3,721.41	\$ 3,798.84	2.08%	\$ 13,127.48	\$ 13,204.91	0.59%
MGS-S Customer 4267	\$ 4,621.65	\$ 4,709.72	1.91%	\$ 14,064.40	\$ 14,152.47	0.63%
MGS-S Customer 4268	\$ 59,172.06	\$ 60,103.76	1.57%	\$ 232,121.55	\$ 233,053.25	0.40%
MGS-S Customer 4269	\$ 5,038.67	\$ 5,138.96	1.99%	\$ 11,537.99	\$ 11,638.28	0.87%
MGS-S Customer 4270	\$ 6,186.15	\$ 6,297.21	1.80%	\$ 23,400.65	\$ 23,511.72	0.47%
MGS-S Customer 4271	\$ 4,278.69	\$ 4,363.19	1.97%	\$ 7,825.44	\$ 7,909.93	1.08%
MGS-S Customer 4272	\$ 9,941.26	\$ 10,118.14	1.78%	\$ 28,369.71	\$ 28,546.58	0.62%
MGS-S Customer 4273	\$ 15,753.44	\$ 16,017.40	1.68%	\$ 54,511.68	\$ 54,775.64	0.48%
MGS-S Customer 4274	\$ 3,306.12	\$ 3,378.62	2.19%	\$ 8,597.21	\$ 8,669.71	0.84%
MGS-S Customer 4275	\$ 4,663.28	\$ 4,754.07	1.95%	\$ 9,325.24	\$ 9,416.03	0.97%
MGS-S Customer 4276	\$ 7,119.67	\$ 7,249.41	1.82%	\$ 15,648.31	\$ 15,778.05	0.83%
MGS-S Customer 4277	\$ 7,177.87	\$ 7,308.70	1.82%	\$ 15,825.35	\$ 15,956.17	0.83%

Customer	Delivery 7/22 Prices	Delivery 8/23 Prices	Delivery % Difference	Bundled 7/22 Prices	Bundled 8/23 Prices	Bundled % Difference
MGS-S Customer 4278	\$ 19,914.23	\$ 20,245.67	1.66%	\$ 59,623.14	\$ 59,954.58	0.56%
MGS-S Customer 4279	\$ 4,425.41	\$ 4,512.18	1.96%	\$ 8,803.99	\$ 8,890.76	0.99%
MGS-S Customer 4280	\$ 5,593.24	\$ 5,703.34	1.97%	\$ 9,171.98	\$ 9,282.08	1.20%
MGS-S Customer 4281	\$ 7,643.94	\$ 7,784.87	1.84%	\$ 22,045.73	\$ 22,186.66	0.64%
MGS-S Customer 4282	\$ 7,715.08	\$ 7,849.11	1.74%	\$ 31,545.45	\$ 31,679.48	0.42%
MGS-S Customer 4283	\$ 13,957.16	\$ 14,184.89	1.63%	\$ 75,394.79	\$ 75,622.52	0.30%
MGS-S Customer 4284	\$ 10,611.35	\$ 10,797.85	1.76%	\$ 34,625.01	\$ 34,811.50	0.54%
MGS-S Customer 4285	\$ 7,197.44	\$ 7,323.08	1.75%	\$ 30,831.74	\$ 30,957.38	0.41%
MGS-S Customer 4286	\$ 8,456.20	\$ 8,601.27	1.72%	\$ 35,222.13	\$ 35,367.19	0.41%
MGS-S Customer 4287	\$ 13,333.78	\$ 13,557.32	1.68%	\$ 57,901.18	\$ 58,124.72	0.39%
MGS-S Customer 4288	\$ 2,534.73	\$ 2,593.92	2.34%	\$ 8,763.47	\$ 8,822.66	0.68%
MGS-S Customer 4289	\$ 4,595.10	\$ 4,687.09	2.00%	\$ 13,740.77	\$ 13,832.75	0.67%
MGS-S Customer 4290	\$ 2,338.83	\$ 2,395.55	2.43%	\$ 5,785.02	\$ 5,841.74	0.98%
MGS-S Customer 4291	\$ 7,394.12	\$ 7,529.36	1.83%	\$ 24,478.83	\$ 24,614.06	0.55%
MGS-S Customer 4292	\$ 5,820.85	\$ 5,934.26	1.95%	\$ 10,528.51	\$ 10,641.92	1.08%
MGS-S Customer 4293	\$ 5,217.77	\$ 5,314.67	1.86%	\$ 16,465.66	\$ 16,562.56	0.59%
MGS-S Customer 4294	\$ 5,762.34	\$ 5,874.04	1.94%	\$ 12,997.52	\$ 13,109.22	0.86%
MGS-S Customer 4295	\$ 4,636.10	\$ 4,728.73	2.00%	\$ 13,736.06	\$ 13,828.69	0.67%
MGS-S Customer 4296	\$ 6,867.40	\$ 6,988.09	1.76%	\$ 26,576.74	\$ 26,697.43	0.45%
MGS-S Customer 4297	\$ 4,905.41	\$ 5,002.74	1.98%	\$ 14,370.33	\$ 14,467.66	0.68%
MGS-S Customer 4298	\$ 4,183.12	\$ 4,269.55	2.07%	\$ 11,629.00	\$ 11,715.43	0.74%
MGS-S Customer 4299	\$ 5,406.69	\$ 5,510.50	1.92%	\$ 18,676.48	\$ 18,780.28	0.56%
MGS-S Customer 4300	\$ 5,441.68	\$ 5,542.37	1.85%	\$ 15,373.48	\$ 15,474.17	0.65%
MGS-S Customer 4301	\$ 7,542.60	\$ 7,684.35	1.88%	\$ 13,753.98	\$ 13,895.72	1.03%
MGS-S Customer 4302	\$ 6,559.70	\$ 6,682.06	1.87%	\$ 21,893.09	\$ 22,015.44	0.56%
MGS-S Customer 4303	\$ 4,772.16	\$ 4,861.80	1.88%	\$ 16,329.36	\$ 16,419.00	0.55%
MGS-S Customer 4304	\$ 5,729.18	\$ 5,839.50	1.93%	\$ 16,917.88	\$ 17,028.20	0.65%
MGS-S Customer 4305	\$ 4,700.28	\$ 4,793.46	1.98%	\$ 15,222.37	\$ 15,315.54	0.61%
MGS-S Customer 4306	\$ 8,579.48	\$ 8,734.72	1.81%	\$ 25,106.58	\$ 25,261.82	0.62%
MGS-S Customer 4307	\$ 8,044.19	\$ 8,185.11	1.75%	\$ 25,828.07	\$ 25,968.99	0.55%
MGS-S Customer 4308	\$ 8,843.64	\$ 9,002.24	1.79%	\$ 25,873.49	\$ 26,032.10	0.61%
MGS-S Customer 4309	\$ 4,126.64	\$ 4,209.53	2.01%	\$ 8,418.38	\$ 8,501.27	0.98%
MGS-S Customer 4310	\$ 11,142.28	\$ 11,334.92	1.73%	\$ 37,697.16	\$ 37,889.80	0.51%
MGS-S Customer 4311	\$ 5,517.85	\$ 5,625.10	1.94%	\$ 15,739.88	\$ 15,847.13	0.68%
MGS-S Customer 4312	\$ 5,583.93	\$ 5,690.04	1.90%	\$ 19,615.51	\$ 19,721.62	0.54%
MGS-S Customer 4313	\$ 3,207.15	\$ 3,272.97	2.05%	\$ 9,349.62	\$ 9,415.44	0.70%
MGS-S Customer 4314	\$ 7,697.63	\$ 7,833.91	1.77%	\$ 18,858.90	\$ 18,995.18	0.72%
MGS-S Customer 4315	\$ 7,122.57	\$ 7,247.22	1.75%	\$ 29,297.72	\$ 29,422.37	0.43%
MGS-S Customer 4316	\$ 7,538.68	\$ 7,679.00	1.86%	\$ 17,301.37	\$ 17,441.69	0.81%
MGS-S Customer 4317	\$ 3,884.88	\$ 3,966.15	2.09%	\$ 10,682.20	\$ 10,763.47	0.76%

Internal Use

Customer	Delivery 7/22 Prices	Delivery 8/23 Prices	Delivery % Difference	Bundled 7/22 Prices	Bundled 8/23 Prices	Bundled % Difference
MGS-S Customer 4318	\$ 4,398.30	\$ 4,487.68	2.03%	\$ 11,921.19	\$ 12,010.57	0.75%
MGS-S Customer 4319	\$ 10,829.55	\$ 11,009.77	1.66%	\$ 48,304.84	\$ 48,485.05	0.37%
MGS-S Customer 4320	\$ 6,398.31	\$ 6,519.78	1.90%	\$ 13,434.67	\$ 13,556.14	0.90%
MGS-S Customer 4321	\$ 18,873.05	\$ 19,197.78	1.72%	\$ 33,069.17	\$ 33,393.90	0.98%
MGS-S Customer 4322	\$ 3,776.80	\$ 3,851.27	1.97%	\$ 11,918.65	\$ 11,993.13	0.62%
MGS-S Customer 4323	\$ 6,011.69	\$ 6,124.68	1.88%	\$ 21,336.39	\$ 21,449.38	0.53%
MGS-S Customer 4324	\$ 4,744.27	\$ 4,839.58	2.01%	\$ 13,139.91	\$ 13,235.22	0.73%
MGS-S Customer 4325	\$ 16,001.11	\$ 16,278.16	1.73%	\$ 30,382.33	\$ 30,659.39	0.91%
MGS-S Customer 4326	\$ 4,892.34	\$ 4,982.56	1.84%	\$ 19,743.88	\$ 19,834.09	0.46%
MGS-S Customer 4327	\$ 3,955.47	\$ 4,031.91	1.93%	\$ 14,654.44	\$ 14,730.87	0.52%
MGS-S Customer 4328	\$ 1,799.61	\$ 1,846.84	2.62%	\$ 4,030.04	\$ 4,077.27	1.17%
MGS-S Customer 4329	\$ 5,790.52	\$ 5,902.31	1.93%	\$ 15,472.76	\$ 15,584.56	0.72%
MGS-S Customer 4330	\$ 9,609.07	\$ 9,773.97	1.72%	\$ 46,509.95	\$ 46,674.85	0.35%
MGS-S Customer 4331	\$ 5,496.21	\$ 5,595.84	1.81%	\$ 23,041.05	\$ 23,140.68	0.43%
MGS-S Customer 4332	\$ 6,026.53	\$ 6,141.84	1.91%	\$ 14,184.96	\$ 14,300.27	0.81%
MGS-S Customer 4333	\$ 6,591.05	\$ 6,708.61	1.78%	\$ 22,505.69	\$ 22,623.25	0.52%
MGS-S Customer 4334	\$ 6,943.95	\$ 7,066.49	1.76%	\$ 26,970.94	\$ 27,093.48	0.45%
MGS-S Customer 4335	\$ 9,396.42	\$ 9,563.05	1.77%	\$ 26,929.03	\$ 27,095.67	0.62%
MGS-S Customer 4336	\$ 19,030.37	\$ 19,346.16	1.66%	\$ 68,035.78	\$ 68,351.56	0.46%
MGS-S Customer 4337	\$ 1,841.95	\$ 1,890.70	2.65%	\$ 4,491.50	\$ 4,540.25	1.09%
MGS-S Customer 4338	\$ 26,526.53	\$ 26,961.31	1.64%	\$ 83,087.05	\$ 83,521.83	0.52%
MGS-S Customer 4339	\$ 6,780.28	\$ 6,898.29	1.74%	\$ 32,110.24	\$ 32,228.26	0.37%
MGS-S Customer 4340	\$ 4,276.60	\$ 4,363.86	2.04%	\$ 12,398.23	\$ 12,485.49	0.70%
MGS-S Customer 4341	\$ 5,161.15	\$ 5,260.77	1.93%	\$ 17,506.42	\$ 17,606.05	0.57%
MGS-S Customer 4342	\$ 25,178.05	\$ 25,584.34	1.61%	\$ 108,579.10	\$ 108,985.39	0.37%
MGS-S Customer 4343	\$ 3,672.65	\$ 3,751.43	2.15%	\$ 6,488.56	\$ 6,567.34	1.21%
MGS-S Customer 4344	\$ 4,599.00	\$ 4,690.77	2.00%	\$ 15,322.30	\$ 15,414.07	0.60%
MGS-S Customer 4345	\$ 12,278.85	\$ 12,489.68	1.72%	\$ 32,764.04	\$ 32,974.87	0.64%
MGS-S Customer 4346	\$ 3,270.46	\$ 3,336.65	2.02%	\$ 11,427.98	\$ 11,494.16	0.58%
MGS-S Customer 4347	\$ 19,226.76	\$ 19,542.93	1.64%	\$ 72,866.70	\$ 73,182.87	0.43%
MGS-S Customer 4348	\$ 3,915.08	\$ 3,997.49	2.10%	\$ 9,601.87	\$ 9,684.28	0.86%
MGS-S Customer 4349	\$ 4,394.17	\$ 4,484.45	2.05%	\$ 8,877.88	\$ 8,968.16	1.02%
MGS-S Customer 4350	\$ 4,432.62	\$ 4,518.75	1.94%	\$ 10,557.84	\$ 10,643.97	0.82%
MGS-S Customer 4351	\$ 4,591.10	\$ 4,680.49	1.95%	\$ 7,809.23	\$ 7,898.61	1.14%
MGS-S Customer 4352	\$ 18,668.10	\$ 18,973.10	1.63%	\$ 82,244.41	\$ 82,549.40	0.37%
MGS-S Customer 4353	\$ 4,010.98	\$ 4,095.08	2.10%	\$ 7,836.53	\$ 7,920.63	1.07%
MGS-S Customer 4354	\$ 3,219.89	\$ 3,287.09	2.09%	\$ 7,873.51	\$ 7,940.71	0.85%
MGS-S Customer 4355	\$ 20,500.31	\$ 20,833.17	1.62%	\$ 76,512.36	\$ 76,845.22	0.44%
MGS-S Customer 4356	\$ 13,398.70	\$ 13,627.66	1.71%	\$ 45,483.94	\$ 45,712.90	0.50%
MGS-S Customer 4357	\$ 6,842.33	\$ 6,970.64	1.88%	\$ 16,659.86	\$ 16,788.17	0.77%

Customer	Delivery 7/22 Prices	Delivery 8/23 Prices	Delivery % Difference	Bundled 7/22 Prices	Bundled 8/23 Prices	Bundled % Difference
MGS-S Customer 4358	\$ 6,735.88	\$ 6,860.08	1.84%	\$ 25,276.19	\$ 25,400.39	0.49%
MGS-S Customer 4359	\$ 3,860.66	\$ 3,938.53	2.02%	\$ 9,749.01	\$ 9,826.88	0.80%
MGS-S Customer 4360	\$ 1,404.05	\$ 1,445.57	2.96%	\$ 5,334.72	\$ 5,376.24	0.78%
MGS-S Customer 4361	\$ 11,965.17	\$ 12,172.18	1.73%	\$ 39,223.91	\$ 39,430.92	0.53%
MGS-S Customer 4362	\$ 4,572.15	\$ 4,658.47	1.89%	\$ 16,969.99	\$ 17,056.31	0.51%
MGS-S Customer 4363	\$ 10,614.09	\$ 10,801.47	1.77%	\$ 30,208.03	\$ 30,395.40	0.62%
MGS-S Customer 4364	\$ 4,167.64	\$ 4,249.64	1.97%	\$ 8,687.34	\$ 8,769.34	0.94%
MGS-S Customer 4365	\$ 19,947.94	\$ 20,286.52	1.70%	\$ 45,323.62	\$ 45,662.20	0.75%
MGS-S Customer 4366	\$ 4,971.72	\$ 5,069.66	1.97%	\$ 15,215.35	\$ 15,313.28	0.64%
MGS-S Customer 4367	\$ 5,644.96	\$ 5,753.53	1.92%	\$ 16,883.93	\$ 16,992.50	0.64%
MGS-S Customer 4368	\$ 9,965.84	\$ 10,144.88	1.80%	\$ 11,361.80	\$ 11,540.84	1.58%
MGS-S Customer 4369	\$ 30,741.67	\$ 31,229.73	1.59%	\$ 77,246.98	\$ 77,735.04	0.63%
MGS-S Customer 4370	\$ 15,328.23	\$ 15,589.28	1.70%	\$ 43,807.31	\$ 44,068.36	0.60%
MGS-S Customer 4371	\$ 1,570.28	\$ 1,614.76	2.83%	\$ 4,686.71	\$ 4,731.19	0.95%
MGS-S Customer 4372	\$ 6,091.20	\$ 6,202.63	1.83%	\$ 30,217.52	\$ 30,328.95	0.37%
MGS-S Customer 4373	\$ 24,800.38	\$ 25,210.19	1.65%	\$ 64,152.79	\$ 64,562.60	0.64%
MGS-S Customer 4374	\$ 2,146.52	\$ 2,196.33	2.32%	\$ 5,754.17	\$ 5,803.98	0.87%
MGS-S Customer 4375	\$ 1,519.72	\$ 1,558.99	2.58%	\$ 17,248.00	\$ 17,287.27	0.23%
MGS-S Customer 4376	\$ 6,759.30	\$ 6,876.17	1.73%	\$ 34,228.17	\$ 34,345.04	0.34%
MGS-S Customer 4377	\$ 9,737.21	\$ 9,901.51	1.69%	\$ 41,511.65	\$ 41,675.95	0.40%
MGS-S Customer 4378	\$ 7,410.47	\$ 7,546.42	1.83%	\$ 23,530.79	\$ 23,666.74	0.58%
MGS-S Customer 4379	\$ 2,691.79	\$ 2,753.87	2.31%	\$ 7,425.51	\$ 7,487.59	0.84%
MGS-S Customer 4380	\$ 3,366.64	\$ 3,435.05	2.03%	\$ 9,752.38	\$ 9,820.79	0.70%
MGS-S Customer 4381	\$ 2,782.47	\$ 2,841.68	2.13%	\$ 8,007.75	\$ 8,066.96	0.74%
MGS-S Customer 4382	\$ 9,027.15	\$ 9,181.37	1.71%	\$ 48,984.12	\$ 49,138.35	0.31%
MGS-S Customer 4383	\$ 9,501.76	\$ 9,598.33	1.02%	\$ 234,535.91	\$ 234,632.49	0.04%
MGS-S Customer 4384	\$ 2,204.88	\$ 2,254.55	2.25%	\$ 9,300.77	\$ 9,350.44	0.53%
MGS-S Customer 4385	\$ 6,919.20	\$ 7,042.96	1.79%	\$ 19,543.05	\$ 19,666.81	0.63%
MGS-S Customer 4386	\$ 5,644.14	\$ 5,752.72	1.92%	\$ 16,818.45	\$ 16,927.02	0.65%
MGS-S Customer 4387	\$ 10,993.28	\$ 11,183.24	1.73%	\$ 42,383.79	\$ 42,573.75	0.45%
MGS-S Customer 4388	\$ 12,321.10	\$ 12,534.20	1.73%	\$ 42,358.74	\$ 42,571.83	0.50%
MGS-S Customer 4389	\$ 4,718.42	\$ 4,814.01	2.03%	\$ 9,193.33	\$ 9,288.92	1.04%
MGS-S Customer 4390	\$ 4,737.47	\$ 4,831.94	1.99%	\$ 14,383.60	\$ 14,478.08	0.66%
MGS-S Customer 4391	\$ 30,483.13	\$ 30,975.63	1.62%	\$ 114,325.24	\$ 114,817.74	0.43%
MGS-S Customer 4392	\$ 9,974.41	\$ 10,153.63	1.80%	\$ 21,952.44	\$ 22,131.66	0.82%
MGS-S Customer 4393	\$ 6,344.34	\$ 6,459.04	1.81%	\$ 20,348.49	\$ 20,463.19	0.56%
MGS-S Customer 4394	\$ 5,096.87	\$ 5,191.15	1.85%	\$ 18,423.10	\$ 18,517.38	0.51%
MGS-S Customer 4395	\$ 2,465.32	\$ 2,524.99	2.42%	\$ 5,184.11	\$ 5,243.78	1.15%
MGS-S Customer 4396	\$ 3,078.25	\$ 3,143.13	2.11%	\$ 7,488.94	\$ 7,553.82	0.87%
MGS-S Customer 4397	\$ 11,178.49	\$ 11,375.52	1.76%	\$ 28,733.96	\$ 28,930.99	0.69%

Customer	Delivery 7/22 Prices	Delivery 8/23 Prices	Delivery % Difference	Bundled 7/22 Prices	Bundled 8/23 Prices	Bundled % Difference
MGS-S Customer 4398	\$ 3,642.73	\$ 3,714.34	1.97%	\$ 13,025.61	\$ 13,097.22	0.55%
MGS-S Customer 4399	\$ 7,624.31	\$ 7,757.32	1.74%	\$ 29,475.87	\$ 29,608.88	0.45%
MGS-S Customer 4400	\$ 13,388.28	\$ 13,615.11	1.69%	\$ 52,475.60	\$ 52,702.43	0.43%
MGS-S Customer 4401	\$ 4,380.89	\$ 4,470.33	2.04%	\$ 11,304.24	\$ 11,393.68	0.79%
MGS-S Customer 4402	\$ 30,052.95	\$ 30,543.93	1.63%	\$ 86,910.55	\$ 87,401.53	0.56%
MGS-S Customer 4403	\$ 7,794.07	\$ 7,935.47	1.81%	\$ 27,365.15	\$ 27,506.55	0.52%
MGS-S Customer 4404	\$ 3,901.87	\$ 3,977.73	1.94%	\$ 13,537.61	\$ 13,613.47	0.56%
MGS-S Customer 4405	\$ 2,606.30	\$ 2,667.44	2.35%	\$ 6,756.01	\$ 6,817.15	0.90%
MGS-S Customer 4406	\$ 4,813.19	\$ 4,903.83	1.88%	\$ 15,163.53	\$ 15,254.18	0.60%
MGS-S Customer 4407	\$ 3,699.20	\$ 3,772.37	1.98%	\$ 10,793.83	\$ 10,867.00	0.68%
MGS-S Customer 4408	\$ 5,081.17	\$ 5,180.53	1.96%	\$ 16,885.98	\$ 16,985.34	0.59%
MGS-S Customer 4409	\$ 4,359.50	\$ 4,448.35	2.04%	\$ 11,864.33	\$ 11,953.19	0.75%
MGS-S Customer 4410	\$ 4,817.65	\$ 4,916.72	2.06%	\$ 6,051.35	\$ 6,150.42	1.64%
MGS-S Customer 4411	\$ 5,556.09	\$ 5,660.19	1.87%	\$ 24,935.21	\$ 25,039.31	0.42%
MGS-S Customer 4412	\$ 6,809.21	\$ 6,929.37	1.76%	\$ 26,649.84	\$ 26,770.00	0.45%
MGS-S Customer 4413	\$ 17,450.59	\$ 17,747.49	1.70%	\$ 50,321.97	\$ 50,618.86	0.59%
MGS-S Customer 4414	\$ 5,825.60	\$ 5,930.94	1.81%	\$ 22,130.00	\$ 22,235.34	0.48%
MGS-S Customer 4415	\$ 32,518.11	\$ 33,038.13	1.60%	\$ 133,463.20	\$ 133,983.22	0.39%
MGS-S Customer 4416	\$ 1,924.04	\$ 1,969.76	2.38%	\$ 5,141.02	\$ 5,186.74	0.89%
MGS-S Customer 4417	\$ 4,641.99	\$ 4,733.92	1.98%	\$ 16,485.42	\$ 16,577.35	0.56%
MGS-S Customer 4418	\$ 10,591.20	\$ 10,778.63	1.77%	\$ 25,902.54	\$ 26,089.96	0.72%
MGS-S Customer 4419	\$ 2,684.90	\$ 2,747.48	2.33%	\$ 6,869.81	\$ 6,932.39	0.91%
MGS-S Customer 4420	\$ 3,971.74	\$ 4,054.24	2.08%	\$ 11,468.81	\$ 11,551.31	0.72%
MGS-S Customer 4421	\$ 2,926.14	\$ 2,992.28	2.26%	\$ 8,122.16	\$ 8,188.31	0.81%
MGS-S Customer 4422	\$ 10,725.79	\$ 10,912.99	1.75%	\$ 25,836.02	\$ 26,023.22	0.72%
MGS-S Customer 4423	\$ 14,886.93	\$ 15,132.44	1.65%	\$ 66,022.21	\$ 66,267.72	0.37%
MGS-S Customer 4424	\$ 12,034.18	\$ 12,235.14	1.67%	\$ 42,628.04	\$ 42,829.01	0.47%
MGS-S Customer 4425	\$ 11,600.26	\$ 11,804.77	1.76%	\$ 25,083.37	\$ 25,287.88	0.82%
MGS-S Customer 4426	\$ 3,166.99	\$ 3,236.04	2.18%	\$ 11,777.90	\$ 11,846.95	0.59%
MGS-S Customer 4427	\$ 56,581.78	\$ 57,469.13	1.57%	\$ 233,626.47	\$ 234,513.83	0.38%
MGS-S Customer 4428	\$ 10,872.77	\$ 11,070.31	1.82%	\$ 21,156.50	\$ 21,354.04	0.93%
MGS-S Customer 4429	\$ 8,195.01	\$ 8,340.39	1.77%	\$ 34,059.74	\$ 34,205.11	0.43%
MGS-S Customer 4430	\$ 3,987.11	\$ 4,065.79	1.97%	\$ 10,882.24	\$ 10,960.92	0.72%
MGS-S Customer 4431	\$ 10,881.32	\$ 11,064.73	1.69%	\$ 41,013.79	\$ 41,197.20	0.45%
MGS-S Customer 4432	\$ 3,307.96	\$ 3,377.72	2.11%	\$ 3,307.96	\$ 3,377.72	2.11%
MGS-S Customer 4433	\$ 5,102.53	\$ 5,195.95	1.83%	\$ 21,716.35	\$ 21,809.77	0.43%
MGS-S Customer 4434	\$ 2,813.70	\$ 2,872.69	2.10%	\$ 8,801.92	\$ 8,860.91	0.67%
MGS-S Customer 4435	\$ 1,964.98	\$ 2,016.01	2.60%	\$ 3,712.08	\$ 3,763.10	1.37%
MGS-S Customer 4436	\$ 16,357.81	\$ 16,640.08	1.73%	\$ 33,579.63	\$ 33,861.90	0.84%
MGS-S Customer 4437	\$ 5,340.55	\$ 5,444.65	1.95%	\$ 14,293.11	\$ 14,397.21	0.73%

Customer	Delivery 7/22 Prices	Delivery 8/23 Prices	Delivery % Difference	Bundled 7/22 Prices	Bundled 8/23 Prices	Bundled % Difference
MGS-S Customer 4438	\$ 6,499.73	\$ 6,621.06	1.87%	\$ 21,065.60	\$ 21,186.94	0.58%
MGS-S Customer 4439	\$ 3,608.88	\$ 3,685.95	2.14%	\$ 6,555.97	\$ 6,633.04	1.18%
MGS-S Customer 4440	\$ 14,510.43	\$ 14,759.85	1.72%	\$ 35,937.15	\$ 36,186.57	0.69%
MGS-S Customer 4441	\$ 2,285.74	\$ 2,336.32	2.21%	\$ 8,497.80	\$ 8,548.38	0.60%
MGS-S Customer 4442	\$ 1,182.03	\$ 1,220.59	3.26%	\$ 2,522.00	\$ 2,560.56	1.53%
MGS-S Customer 4443	\$ 4,988.25	\$ 5,088.32	2.01%	\$ 10,975.67	\$ 11,075.74	0.91%
MGS-S Customer 4444	\$ 4,840.92	\$ 4,932.27	1.89%	\$ 13,818.85	\$ 13,910.19	0.66%
MGS-S Customer 4445	\$ 8,138.87	\$ 8,286.99	1.82%	\$ 22,243.58	\$ 22,391.70	0.67%
MGS-S Customer 4446	\$ 5,935.49	\$ 6,047.62	1.89%	\$ 21,487.58	\$ 21,599.70	0.52%
MGS-S Customer 4447	\$ 6,122.23	\$ 6,240.64	1.93%	\$ 11,374.13	\$ 11,492.54	1.04%
MGS-S Customer 4448	\$ 42,158.75	\$ 42,824.62	1.58%	\$ 178,164.51	\$ 178,830.38	0.37%
MGS-S Customer 4449	\$ 20,199.06	\$ 20,543.18	1.70%	\$ 36,662.17	\$ 37,006.29	0.94%
MGS-S Customer 4450	\$ 10,200.50	\$ 10,380.07	1.76%	\$ 32,742.44	\$ 32,922.01	0.55%
MGS-S Customer 4451	\$ 6,475.43	\$ 6,593.70	1.83%	\$ 16,283.71	\$ 16,401.98	0.73%
MGS-S Customer 4452	\$ 27,353.94	\$ 27,790.80	1.60%	\$ 119,450.46	\$ 119,887.32	0.37%
MGS-S Customer 4453	\$ 4,977.13	\$ 5,076.22	1.99%	\$ 12,549.72	\$ 12,648.82	0.79%
MGS-S Customer 4454	\$ 33,216.93	\$ 33,748.57	1.60%	\$ 108,822.91	\$ 109,354.55	0.49%
MGS-S Customer 4455	\$ 3,756.03	\$ 3,836.99	2.16%	\$ 5,593.39	\$ 5,674.35	1.45%
MGS-S Customer 4456	\$ 10,297.48	\$ 10,475.73	1.73%	\$ 41,299.84	\$ 41,478.09	0.43%
MGS-S Customer 4457	\$ 11,566.16	\$ 11,769.05	1.75%	\$ 32,599.82	\$ 32,802.71	0.62%
MGS-S Customer 4458	\$ 4,354.07	\$ 4,438.00	1.93%	\$ 12,491.12	\$ 12,575.06	0.67%
MGS-S Customer 4459	\$ 23,896.18	\$ 24,284.03	1.62%	\$ 93,756.99	\$ 94,144.84	0.41%
MGS-S Customer 4460	\$ 2,742.72	\$ 2,801.09	2.13%	\$ 8,186.59	\$ 8,244.95	0.71%
MGS-S Customer 4461	\$ 13,704.65	\$ 13,936.34	1.69%	\$ 53,797.48	\$ 54,029.18	0.43%
MGS-S Customer 4462	\$ 4,143.29	\$ 4,228.26	2.05%	\$ 12,179.91	\$ 12,264.88	0.70%
MGS-S Customer 4463	\$ 11,361.78	\$ 11,561.07	1.75%	\$ 35,398.28	\$ 35,597.57	0.56%
MGS-S Customer 4464	\$ 5,103.24	\$ 5,202.44	1.94%	\$ 18,449.24	\$ 18,548.44	0.54%
MGS-S Customer 4465	\$ 3,409.69	\$ 3,483.88	2.18%	\$ 8,368.73	\$ 8,442.92	0.89%
MGS-S Customer 4466	\$ 3,469.55	\$ 3,544.31	2.15%	\$ 8,748.53	\$ 8,823.29	0.85%
MGS-S Customer 4467	\$ 7,176.82	\$ 7,310.09	1.86%	\$ 17,753.06	\$ 17,886.33	0.75%
MGS-S Customer 4468	\$ 9,344.08	\$ 9,517.61	1.86%	\$ 16,565.55	\$ 16,739.07	1.05%
MGS-S Customer 4469	\$ 3,729.50	\$ 3,808.93	2.13%	\$ 8,718.94	\$ 8,798.37	0.91%
MGS-S Customer 4470	\$ 3,734.07	\$ 3,813.38	2.12%	\$ 9,543.23	\$ 9,622.54	0.83%
MGS-S Customer 4471	\$ 4,860.86	\$ 4,952.34	1.88%	\$ 15,113.40	\$ 15,204.88	0.61%
MGS-S Customer 4472	\$ 16,532.02	\$ 16,812.18	1.69%	\$ 46,194.87	\$ 46,475.03	0.61%
MGS-S Customer 4473	\$ 4,251.27	\$ 4,338.78	2.06%	\$ 10,692.77	\$ 10,780.28	0.82%
MGS-S Customer 4474	\$ 28,264.35	\$ 28,715.98	1.60%	\$ 107,535.91	\$ 107,987.54	0.42%
MGS-S Customer 4475	\$ 5,895.09	\$ 6,009.01	1.93%	\$ 12,650.70	\$ 12,764.62	0.90%
MGS-S Customer 4476	\$ 9,447.68	\$ 9,611.70	1.74%	\$ 25,673.12	\$ 25,837.14	0.64%
MGS-S Customer 4477	\$ 41,731.85	\$ 42,381.98	1.56%	\$ 168,838.75	\$ 169,488.88	0.39%

Customer	Delivery 7/22 Prices	Delivery 8/23 Prices	Delivery % Difference	Bundled 7/22 Prices	Bundled 8/23 Prices	Bundled % Difference
MGS-S Customer 4478	\$ 7,302.60	\$ 7,437.03	1.84%	\$ 23,272.09	\$ 23,406.52	0.58%
MGS-S Customer 4479	\$ 4,200.72	\$ 4,285.84	2.03%	\$ 14,438.75	\$ 14,523.86	0.59%
MGS-S Customer 4480	\$ 3,862.88	\$ 3,938.97	1.97%	\$ 11,219.06	\$ 11,295.15	0.68%
MGS-S Customer 4481	\$ 5,003.77	\$ 5,102.88	1.98%	\$ 11,704.19	\$ 11,803.30	0.85%
MGS-S Customer 4482	\$ 8,718.58	\$ 8,874.23	1.79%	\$ 24,953.16	\$ 25,108.81	0.62%
MGS-S Customer 4483	\$ 8,686.27	\$ 8,846.07	1.84%	\$ 13,878.41	\$ 14,038.21	1.15%
MGS-S Customer 4484	\$ 14,391.66	\$ 14,634.73	1.69%	\$ 52,912.23	\$ 53,155.30	0.46%
MGS-S Customer 4485	\$ 761.64	\$ 789.24	3.62%	\$ 876.70	\$ 904.30	3.15%
MGS-S Customer 4486	\$ 5,957.20	\$ 6,072.14	1.93%	\$ 11,131.06	\$ 11,246.00	1.03%
MGS-S Customer 4487	\$ 10,281.95	\$ 10,462.56	1.76%	\$ 34,702.38	\$ 34,882.99	0.52%
MGS-S Customer 4488	\$ 4,820.86	\$ 4,915.48	1.96%	\$ 15,774.86	\$ 15,869.48	0.60%
MGS-S Customer 4489	\$ 18,312.69	\$ 18,610.79	1.63%	\$ 69,676.50	\$ 69,974.59	0.43%
MGS-S Customer 4490	\$ 5,218.14	\$ 5,320.92	1.97%	\$ 11,233.21	\$ 11,335.99	0.91%
MGS-S Customer 4491	\$ 8,379.29	\$ 8,527.29	1.77%	\$ 22,547.98	\$ 22,695.98	0.66%
MGS-S Customer 4492	\$ 23,817.22	\$ 24,199.83	1.61%	\$ 107,513.07	\$ 107,895.68	0.36%
MGS-S Customer 4493	\$ 6,673.62	\$ 6,792.25	1.78%	\$ 23,977.37	\$ 24,096.00	0.49%
MGS-S Customer 4494	\$ 7,616.04	\$ 7,755.82	1.84%	\$ 21,478.05	\$ 21,617.83	0.65%
MGS-S Customer 4495	\$ 3,798.55	\$ 3,874.19	1.99%	\$ 11,475.24	\$ 11,550.88	0.66%
MGS-S Customer 4496	\$ 5,505.93	\$ 5,614.35	1.97%	\$ 10,186.17	\$ 10,294.59	1.06%
MGS-S Customer 4497	\$ 4,062.38	\$ 4,146.60	2.07%	\$ 10,730.47	\$ 10,814.68	0.78%
MGS-S Customer 4498	\$ 3,711.93	\$ 3,785.38	1.98%	\$ 11,534.76	\$ 11,608.21	0.64%
MGS-S Customer 4499	\$ 9,924.83	\$ 10,102.02	1.79%	\$ 19,458.99	\$ 19,636.18	0.91%
MGS-S Customer 4500	\$ 13,569.96	\$ 13,798.71	1.69%	\$ 53,690.22	\$ 53,918.97	0.43%
MGS-S Customer 4501	\$ 4,996.63	\$ 5,096.10	1.99%	\$ 11,552.05	\$ 11,651.52	0.86%
MGS-S Customer 4502	\$ 3,872.57	\$ 3,950.23	2.01%	\$ 6,564.63	\$ 6,642.28	1.18%
MGS-S Customer 4503	\$ 2,620.75	\$ 2,681.62	2.32%	\$ 7,886.02	\$ 7,946.89	0.77%
MGS-S Customer 4504	\$ 10,239.01	\$ 10,419.30	1.76%	\$ 34,152.11	\$ 34,332.40	0.53%
MGS-S Customer 4505	\$ 10,144.19	\$ 10,325.20	1.78%	\$ 28,421.80	\$ 28,602.82	0.64%
MGS-S Customer 4506	\$ 9,516.22	\$ 9,680.00	1.72%	\$ 32,126.15	\$ 32,289.92	0.51%
MGS-S Customer 4507	\$ 4,892.80	\$ 4,990.33	1.99%	\$ 12,150.83	\$ 12,248.36	0.80%
MGS-S Customer 4508	\$ 17,249.62	\$ 17,531.71	1.64%	\$ 54,271.05	\$ 54,553.14	0.52%
MGS-S Customer 4509	\$ 3,911.65	\$ 3,993.52	2.09%	\$ 9,796.23	\$ 9,878.10	0.84%
MGS-S Customer 4510	\$ 4,582.70	\$ 4,670.82	1.92%	\$ 11,690.01	\$ 11,778.13	0.75%
MGS-S Customer 4511	\$ 5,612.64	\$ 5,720.61	1.92%	\$ 16,563.67	\$ 16,671.64	0.65%
MGS-S Customer 4512	\$ 58,348.68	\$ 59,263.34	1.57%	\$ 247,740.71	\$ 248,655.37	0.37%
MGS-S Customer 4513	\$ 2,773.97	\$ 2,833.56	2.15%	\$ 7,590.99	\$ 7,650.57	0.78%
MGS-S Customer 4514	\$ 7,537.95	\$ 7,675.77	1.83%	\$ 22,876.70	\$ 23,014.52	0.60%
MGS-S Customer 4515	\$ 10,972.33	\$ 11,169.26	1.79%	\$ 19,279.30	\$ 19,476.23	1.02%
MGS-S Customer 4516	\$ 5,447.15	\$ 5,555.34	1.99%	\$ 8,993.89	\$ 9,102.08	1.20%
MGS-S Customer 4517	\$ 478.09	\$ 501.16	4.83%	\$ 494.77	\$ 517.84	4.66%

Internal Use

Customer	Delivery 7/22 Prices	Delivery 8/23 Prices	Delivery % Difference	Bundled 7/22 Prices	Bundled 8/23 Prices	Bundled % Difference
MGS-S Customer 4518	\$ 39,529.74	\$ 40,157.66	1.59%	\$ 157,257.88	\$ 157,885.80	0.40%
MGS-S Customer 4519	\$ 3,279.84	\$ 3,346.18	2.02%	\$ 11,760.60	\$ 11,826.94	0.56%
MGS-S Customer 4520	\$ 10,097.79	\$ 10,268.17	1.69%	\$ 40,172.45	\$ 40,342.82	0.42%
MGS-S Customer 4521	\$ 1,066.13	\$ 1,098.34	3.02%	\$ 2,057.71	\$ 2,089.92	1.57%
MGS-S Customer 4522	\$ 12,760.99	\$ 12,970.53	1.64%	\$ 57,655.29	\$ 57,864.84	0.36%
MGS-S Customer 4523	\$ 4,744.56	\$ 4,839.04	1.99%	\$ 14,287.86	\$ 14,382.34	0.66%
MGS-S Customer 4524	\$ 4,725.61	\$ 4,813.98	1.87%	\$ 17,580.62	\$ 17,668.99	0.50%
MGS-S Customer 4525	\$ 6,842.18	\$ 6,969.44	1.86%	\$ 20,137.90	\$ 20,265.16	0.63%
MGS-S Customer 4526	\$ 1,334.80	\$ 1,375.42	3.04%	\$ 4,466.42	\$ 4,507.04	0.91%
MGS-S Customer 4527	\$ 1,107.72	\$ 1,145.43	3.40%	\$ 1,393.95	\$ 1,431.66	2.71%
MGS-S Customer 4528	\$ 3,348.90	\$ 3,417.13	2.04%	\$ 9,092.02	\$ 9,160.25	0.75%
MGS-S Customer 4529	\$ 5,318.39	\$ 5,420.85	1.93%	\$ 19,383.22	\$ 19,485.68	0.53%
MGS-S Customer 4530	\$ 5,035.32	\$ 5,129.98	1.88%	\$ 15,013.85	\$ 15,108.51	0.63%
MGS-S Customer 4531	\$ 7,169.72	\$ 7,302.85	1.86%	\$ 18,001.92	\$ 18,135.05	0.74%
MGS-S Customer 4532	\$ 4,499.35	\$ 4,589.88	2.01%	\$ 10,911.48	\$ 11,002.01	0.83%
MGS-S Customer 4533	\$ 8,096.42	\$ 8,243.51	1.82%	\$ 24,762.46	\$ 24,909.55	0.59%
MGS-S Customer 4534	\$ 5,071.34	\$ 5,165.33	1.85%	\$ 18,258.40	\$ 18,352.39	0.51%
MGS-S Customer 4535	\$ 18,522.70	\$ 18,823.89	1.63%	\$ 38,633.10	\$ 38,934.30	0.78%
MGS-S Customer 4536	\$ 8,019.71	\$ 8,163.03	1.79%	\$ 32,013.48	\$ 32,156.80	0.45%
MGS-S Customer 4537	\$ 6,789.84	\$ 6,918.65	1.90%	\$ 14,610.04	\$ 14,738.86	0.88%
MGS-S Customer 4538	\$ 1,799.70	\$ 1,844.17	2.47%	\$ 4,157.99	\$ 4,202.46	1.07%
MGS-S Customer 4539	\$ 8,364.92	\$ 8,514.60	1.79%	\$ 30,257.84	\$ 30,407.52	0.49%
MGS-S Customer 4540	\$ 8,867.99	\$ 9,027.68	1.80%	\$ 22,573.23	\$ 22,732.92	0.71%
MGS-S Customer 4541	\$ 10,534.80	\$ 10,723.21	1.79%	\$ 14,204.61	\$ 14,393.02	1.33%
MGS-S Customer 4542	\$ 3,030.74	\$ 3,092.92	2.05%	\$ 10,988.64	\$ 11,050.81	0.57%
MGS-S Customer 4543	\$ 2,982.33	\$ 3,046.06	2.14%	\$ 6,754.86	\$ 6,818.59	0.94%
MGS-S Customer 4544	\$ 9,625.38	\$ 9,799.86	1.81%	\$ 18,225.20	\$ 18,399.69	0.96%
MGS-S Customer 4545	\$ 13,322.40	\$ 13,544.09	1.66%	\$ 51,596.16	\$ 51,817.85	0.43%
MGS-S Customer 4546	\$ 13,544.85	\$ 13,773.55	1.69%	\$ 47,069.81	\$ 47,298.51	0.49%
MGS-S Customer 4547	\$ 5,901.24	\$ 6,013.37	1.90%	\$ 19,511.76	\$ 19,623.89	0.57%
MGS-S Customer 4548	\$ 60,613.00	\$ 61,489.24	1.45%	\$ 124,577.80	\$ 125,454.04	0.70%
MGS-S Customer 4549	\$ 3,959.10	\$ 4,042.48	2.11%	\$ 7,136.54	\$ 7,219.92	1.17%
MGS-S Customer 4550	\$ 5,850.90	\$ 5,960.03	1.87%	\$ 12,960.27	\$ 13,069.40	0.84%
MGS-S Customer 4551	\$ 10,411.05	\$ 10,590.93	1.73%	\$ 42,139.78	\$ 42,319.66	0.43%
MGS-S Customer 4552	\$ 3,191.53	\$ 3,261.80	2.20%	\$ 8,520.79	\$ 8,591.06	0.82%
MGS-S Customer 4553	\$ 8,666.35	\$ 8,817.64	1.75%	\$ 26,708.58	\$ 26,859.87	0.57%
MGS-S Customer 4554	\$ 961.11	\$ 996.43	3.67%	\$ 1,330.41	\$ 1,365.73	2.65%
MGS-S Customer 4555	\$ 6,687.09	\$ 6,812.16	1.87%	\$ 17,546.71	\$ 17,671.78	0.71%
MGS-S Customer 4556	\$ 22,037.02	\$ 22,393.96	1.62%	\$ 93,721.47	\$ 94,078.41	0.38%
MGS-S Customer 4557	\$ 7,361.62	\$ 7,497.64	1.85%	\$ 20,012.90	\$ 20,148.91	0.68%

Internal Use

Customer	Delivery 7/22 Prices	Delivery 8/23 Prices	Delivery % Difference	Bundled 7/22 Prices	Bundled 8/23 Prices	Bundled % Difference
MGS-S Customer 4558	\$ 19,771.99	\$ 20,086.48	1.59%	\$ 79,792.41	\$ 80,106.90	0.39%
MGS-S Customer 4559	\$ 5,037.71	\$ 5,135.97	1.95%	\$ 17,146.23	\$ 17,244.49	0.57%
MGS-S Customer 4560	\$ 14,668.79	\$ 14,917.89	1.70%	\$ 48,947.89	\$ 49,196.99	0.51%
MGS-S Customer 4561	\$ 4,768.99	\$ 4,865.51	2.02%	\$ 10,075.40	\$ 10,171.91	0.96%
MGS-S Customer 4562	\$ 5,541.63	\$ 5,647.54	1.91%	\$ 19,524.99	\$ 19,630.90	0.54%
MGS-S Customer 4563	\$ 13,176.40	\$ 13,405.33	1.74%	\$ 38,085.88	\$ 38,314.81	0.60%
MGS-S Customer 4564	\$ 4,130.47	\$ 4,211.47	1.96%	\$ 11,368.96	\$ 11,449.96	0.71%
MGS-S Customer 4565	\$ 6,498.97	\$ 6,619.46	1.85%	\$ 24,324.10	\$ 24,444.59	0.50%
MGS-S Customer 4566	\$ 5,349.47	\$ 5,454.08	1.96%	\$ 14,400.06	\$ 14,504.68	0.73%
MGS-S Customer 4567	\$ 10,815.58	\$ 11,003.54	1.74%	\$ 38,705.06	\$ 38,893.02	0.49%
MGS-S Customer 4568	\$ 4,025.25	\$ 4,106.15	2.01%	\$ 8,844.77	\$ 8,925.68	0.91%
MGS-S Customer 4569	\$ 3,652.77	\$ 3,729.30	2.10%	\$ 12,629.33	\$ 12,705.85	0.61%
MGS-S Customer 4570	\$ 4,554.70	\$ 4,639.72	1.87%	\$ 18,892.28	\$ 18,977.30	0.45%
MGS-S Customer 4571	\$ 2,993.11	\$ 3,054.69	2.06%	\$ 8,938.82	\$ 9,000.40	0.69%
MGS-S Customer 4572	\$ 4,133.96	\$ 4,219.28	2.06%	\$ 11,177.17	\$ 11,262.49	0.76%
MGS-S Customer 4573	\$ 12,909.36	\$ 13,125.84	1.68%	\$ 57,261.94	\$ 57,478.42	0.38%
MGS-S Customer 4574	\$ 3,999.19	\$ 4,074.70	1.89%	\$ 18,935.05	\$ 19,010.56	0.40%
MGS-S Customer 4575	\$ 7,549.47	\$ 7,681.26	1.75%	\$ 29,315.21	\$ 29,447.00	0.45%
MGS-S Customer 4576	\$ 6,432.18	\$ 6,551.49	1.85%	\$ 24,229.89	\$ 24,349.20	0.49%
MGS-S Customer 4577	\$ 22,228.87	\$ 22,596.88	1.66%	\$ 73,674.95	\$ 74,042.95	0.50%
MGS-S Customer 4578	\$ 13,527.05	\$ 13,751.21	1.66%	\$ 54,515.71	\$ 54,739.87	0.41%
MGS-S Customer 4579	\$ 13,487.88	\$ 13,720.45	1.72%	\$ 41,514.48	\$ 41,747.04	0.56%
MGS-S Customer 4580	\$ 1,811.50	\$ 1,857.97	2.57%	\$ 10,223.82	\$ 10,270.29	0.45%
MGS-S Customer 4581	\$ 6,426.44	\$ 6,545.78	1.86%	\$ 12,971.46	\$ 13,090.80	0.92%
MGS-S Customer 4582	\$ 8,214.81	\$ 8,358.76	1.75%	\$ 26,022.80	\$ 26,166.75	0.55%
MGS-S Customer 4583	\$ 12,688.08	\$ 12,902.61	1.69%	\$ 54,412.60	\$ 54,627.13	0.39%
MGS-S Customer 4584	\$ 10,817.71	\$ 11,001.62	1.70%	\$ 35,783.18	\$ 35,967.09	0.51%
MGS-S Customer 4585	\$ 3,147.97	\$ 3,213.84	2.09%	\$ 8,508.08	\$ 8,573.95	0.77%
MGS-S Customer 4586	\$ 5,937.00	\$ 6,045.98	1.84%	\$ 16,635.05	\$ 16,744.03	0.66%
MGS-S Customer 4587	\$ 6,674.53	\$ 6,795.41	1.81%	\$ 16,300.10	\$ 16,420.98	0.74%
MGS-S Customer 4588	\$ 7,036.04	\$ 7,160.16	1.76%	\$ 26,255.19	\$ 26,379.31	0.47%
MGS-S Customer 4589	\$ 4,392.72	\$ 4,482.75	2.05%	\$ 10,106.24	\$ 10,196.28	0.89%
MGS-S Customer 4590	\$ 4,331.31	\$ 4,414.99	1.93%	\$ 11,993.03	\$ 12,076.71	0.70%
MGS-S Customer 4591	\$ 7,878.47	\$ 8,022.36	1.83%	\$ 17,206.95	\$ 17,350.85	0.84%
MGS-S Customer 4592	\$ 6,246.45	\$ 6,366.48	1.92%	\$ 13,687.30	\$ 13,807.33	0.88%
MGS-S Customer 4593	\$ 4,868.43	\$ 4,960.66	1.89%	\$ 13,844.98	\$ 13,937.21	0.67%
MGS-S Customer 4594	\$ 4,090.14	\$ 4,175.34	2.08%	\$ 9,604.96	\$ 9,690.16	0.89%
MGS-S Customer 4595	\$ 9,856.44	\$ 10,036.95	1.83%	\$ 16,474.59	\$ 16,655.10	1.10%
MGS-S Customer 4596	\$ 4,604.42	\$ 4,697.16	2.01%	\$ 11,494.41	\$ 11,587.14	0.81%
MGS-S Customer 4597	\$ 3,507.55	\$ 3,582.15	2.13%	\$ 10,479.23	\$ 10,553.83	0.71%

Internal Use

Customer	Delivery 7/22 Prices	Delivery 8/23 Prices	Delivery % Difference	Bundled 7/22 Prices	Bundled 8/23 Prices	Bundled % Difference
MGS-S Customer 4598	\$ 12,635.05	\$ 12,847.67	1.68%	\$ 54,954.99	\$ 55,167.62	0.39%
MGS-S Customer 4599	\$ 12,325.06	\$ 12,539.25	1.74%	\$ 37,097.43	\$ 37,311.61	0.58%
MGS-S Customer 4600	\$ 6,498.43	\$ 6,614.51	1.79%	\$ 23,909.47	\$ 24,025.55	0.49%
MGS-S Customer 4601	\$ 8,327.26	\$ 8,474.76	1.77%	\$ 35,116.60	\$ 35,264.11	0.42%
MGS-S Customer 4602	\$ 30,638.67	\$ 31,135.32	1.62%	\$ 102,350.55	\$ 102,847.20	0.49%
MGS-S Customer 4603	\$ 12,614.44	\$ 12,827.79	1.69%	\$ 52,999.79	\$ 53,213.14	0.40%
MGS-S Customer 4604	\$ 7,664.27	\$ 7,805.63	1.84%	\$ 20,713.18	\$ 20,854.54	0.68%
MGS-S Customer 4605	\$ 6,280.46	\$ 6,395.17	1.83%	\$ 15,650.88	\$ 15,765.59	0.73%
MGS-S Customer 4606	\$ 4,625.08	\$ 4,718.34	2.02%	\$ 12,745.92	\$ 12,839.17	0.73%
MGS-S Customer 4607	\$ 11,846.34	\$ 12,045.04	1.68%	\$ 43,114.02	\$ 43,312.72	0.46%
MGS-S Customer 4608	\$ 2,855.37	\$ 2,919.87	2.26%	\$ 8,019.51	\$ 8,084.02	0.80%
MGS-S Customer 4609	\$ 5,016.44	\$ 5,110.57	1.88%	\$ 15,062.51	\$ 15,156.63	0.62%
MGS-S Customer 4610	\$ 7,388.94	\$ 7,521.56	1.79%	\$ 18,806.17	\$ 18,938.79	0.71%
MGS-S Customer 4611	\$ 17,334.05	\$ 17,636.71	1.75%	\$ 21,548.09	\$ 21,850.75	1.40%
MGS-S Customer 4612	\$ 2,692.24	\$ 2,754.53	2.31%	\$ 7,747.26	\$ 7,809.55	0.80%
MGS-S Customer 4613	\$ 3,710.10	\$ 3,783.93	1.99%	\$ 11,278.93	\$ 11,352.76	0.65%
MGS-S Customer 4614	\$ 4,138.46	\$ 4,217.24	1.90%	\$ 16,727.12	\$ 16,805.90	0.47%
MGS-S Customer 4615	\$ 4,689.86	\$ 4,779.99	1.92%	\$ 10,756.23	\$ 10,846.36	0.84%
MGS-S Customer 4616	\$ 3,618.09	\$ 3,694.57	2.11%	\$ 12,064.46	\$ 12,140.94	0.63%
MGS-S Customer 4617	\$ 2,367.41	\$ 2,424.63	2.42%	\$ 6,449.94	\$ 6,507.16	0.89%
MGS-S Customer 4618	\$ 8,853.94	\$ 9,014.25	1.81%	\$ 21,476.99	\$ 21,637.30	0.75%
MGS-S Customer 4619	\$ 16,779.17	\$ 17,063.74	1.70%	\$ 44,111.04	\$ 44,395.61	0.65%
MGS-S Customer 4620	\$ 13,294.44	\$ 13,514.45	1.65%	\$ 51,250.08	\$ 51,470.10	0.43%
MGS-S Customer 4621	\$ 3,221.84	\$ 3,289.62	2.10%	\$ 7,385.72	\$ 7,453.50	0.92%
MGS-S Customer 4622	\$ 10,352.55	\$ 10,534.31	1.76%	\$ 31,139.40	\$ 31,321.16	0.58%
MGS-S Customer 4623	\$ 7,364.67	\$ 7,500.26	1.84%	\$ 19,540.61	\$ 19,676.20	0.69%
MGS-S Customer 4624	\$ 2,289.38	\$ 2,341.96	2.30%	\$ 5,280.69	\$ 5,333.27	1.00%
MGS-S Customer 4625	\$ 1,750.78	\$ 1,792.08	2.36%	\$ 8,879.69	\$ 8,920.99	0.47%
MGS-S Customer 4626	\$ 5,257.37	\$ 5,360.51	1.96%	\$ 12,186.32	\$ 12,289.46	0.85%
MGS-S Customer 4627	\$ 7,060.94	\$ 7,189.11	1.82%	\$ 29,612.02	\$ 29,740.19	0.43%
MGS-S Customer 4628	\$ 5,837.10	\$ 5,948.76	1.91%	\$ 16,742.43	\$ 16,854.08	0.67%
MGS-S Customer 4629	\$ 5,010.78	\$ 5,107.00	1.92%	\$ 7,723.75	\$ 7,819.96	1.25%
MGS-S Customer 4630	\$ 9,641.68	\$ 9,813.85	1.79%	\$ 27,539.94	\$ 27,712.11	0.63%
MGS-S Customer 4631	\$ 4,899.15	\$ 4,994.34	1.94%	\$ 18,811.90	\$ 18,907.08	0.51%
MGS-S Customer 4632	\$ 4,897.39	\$ 4,990.41	1.90%	\$ 11,336.14	\$ 11,429.17	0.82%
MGS-S Customer 4633	\$ 3,463.04	\$ 3,533.30	2.03%	\$ 9,143.66	\$ 9,213.92	0.77%
MGS-S Customer 4634	\$ 34,268.31	\$ 34,819.25	1.61%	\$ 94,359.57	\$ 94,910.51	0.58%
MGS-S Customer 4635	\$ 6,321.91	\$ 6,441.75	1.90%	\$ 16,607.47	\$ 16,727.31	0.72%
MGS-S Customer 4636	\$ 5,496.07	\$ 5,603.95	1.96%	\$ 7,504.83	\$ 7,612.71	1.44%
MGS-S Customer 4637	\$ 4,150.62	\$ 4,231.01	1.94%	\$ 11,758.87	\$ 11,839.26	0.68%

Customer	Delivery 7/22 Prices	Delivery 8/23 Prices	Delivery % Difference	Bundled 7/22 Prices	Bundled 8/23 Prices	Bundled % Difference
MGS-S Customer 4638	\$ 3,286.41	\$ 3,358.23	2.19%	\$ 9,551.94	\$ 9,623.76	0.75%
MGS-S Customer 4639	\$ 3,716.02	\$ 3,794.33	2.11%	\$ 11,790.46	\$ 11,868.77	0.66%
MGS-S Customer 4640	\$ 12,260.78	\$ 12,473.10	1.73%	\$ 38,861.36	\$ 39,073.68	0.55%
MGS-S Customer 4641	\$ 3,527.03	\$ 3,603.22	2.16%	\$ 9,247.98	\$ 9,324.17	0.82%
MGS-S Customer 4642	\$ 9,201.08	\$ 9,359.15	1.72%	\$ 32,627.65	\$ 32,785.72	0.48%
MGS-S Customer 4643	\$ 5,426.00	\$ 5,531.17	1.94%	\$ 15,890.38	\$ 15,995.55	0.66%
MGS-S Customer 4644	\$ 8,604.71	\$ 8,757.25	1.77%	\$ 32,472.11	\$ 32,624.64	0.47%
MGS-S Customer 4645	\$ 2,906.44	\$ 2,971.19	2.23%	\$ 10,935.06	\$ 10,999.81	0.59%
MGS-S Customer 4646	\$ 5,297.95	\$ 5,395.36	1.84%	\$ 18,891.33	\$ 18,988.74	0.52%
MGS-S Customer 4647	\$ 6,955.97	\$ 7,080.48	1.79%	\$ 21,504.71	\$ 21,629.22	0.58%
MGS-S Customer 4648	\$ 7,692.91	\$ 7,832.95	1.82%	\$ 25,499.76	\$ 25,639.80	0.55%
MGS-S Customer 4649	\$ 11,172.13	\$ 11,363.69	1.71%	\$ 42,137.58	\$ 42,329.14	0.45%
MGS-S Customer 4650	\$ 1,833.59	\$ 1,877.66	2.40%	\$ 4,279.06	\$ 4,323.13	1.03%
MGS-S Customer 4651	\$ 2,307.24	\$ 2,363.09	2.42%	\$ 7,191.32	\$ 7,247.18	0.78%
MGS-S Customer 4652	\$ 5,737.27	\$ 5,847.65	1.92%	\$ 16,311.01	\$ 16,421.38	0.68%
MGS-S Customer 4653	\$ 5,488.50	\$ 5,588.88	1.83%	\$ 18,188.91	\$ 18,289.29	0.55%
MGS-S Customer 4654	\$ 26,140.66	\$ 26,566.85	1.63%	\$ 37,572.74	\$ 37,998.93	1.13%
MGS-S Customer 4655	\$ 6,636.52	\$ 6,759.71	1.86%	\$ 22,766.44	\$ 22,889.63	0.54%
MGS-S Customer 4656	\$ 3,385.75	\$ 3,453.46	2.00%	\$ 12,758.11	\$ 12,825.82	0.53%
MGS-S Customer 4657	\$ 5,582.15	\$ 5,689.58	1.92%	\$ 17,252.69	\$ 17,360.13	0.62%
MGS-S Customer 4658	\$ 8,693.87	\$ 8,846.86	1.76%	\$ 37,113.53	\$ 37,266.52	0.41%
MGS-S Customer 4659	\$ 63,052.56	\$ 64,053.87	1.59%	\$ 216,833.17	\$ 217,834.48	0.46%
MGS-S Customer 4660	\$ 3,354.62	\$ 3,426.91	2.15%	\$ 11,055.76	\$ 11,128.05	0.65%
MGS-S Customer 4661	\$ 4,102.37	\$ 4,181.83	1.94%	\$ 13,940.24	\$ 14,019.70	0.57%
MGS-S Customer 4662	\$ 684.67	\$ 710.94	3.84%	\$ 1,084.59	\$ 1,110.86	2.42%
MGS-S Customer 4663	\$ 31,209.52	\$ 31,697.18	1.56%	\$ 78,377.56	\$ 78,865.22	0.62%
MGS-S Customer 4664	\$ 4,564.25	\$ 4,649.86	1.88%	\$ 17,711.89	\$ 17,797.49	0.48%
MGS-S Customer 4665	\$ 4,534.63	\$ 4,626.36	2.02%	\$ 11,699.87	\$ 11,791.61	0.78%
MGS-S Customer 4666	\$ 10,372.28	\$ 10,548.82	1.70%	\$ 36,501.98	\$ 36,678.52	0.48%
MGS-S Customer 4667	\$ 7,631.00	\$ 7,763.69	1.74%	\$ 29,821.57	\$ 29,954.27	0.44%
MGS-S Customer 4668	\$ 6,395.22	\$ 6,512.71	1.84%	\$ 15,665.66	\$ 15,783.15	0.75%
MGS-S Customer 4669	\$ 9,016.34	\$ 9,176.58	1.78%	\$ 31,827.94	\$ 31,988.18	0.50%
MGS-S Customer 4670	\$ 4,454.15	\$ 4,538.34	1.89%	\$ 16,344.89	\$ 16,429.07	0.52%
MGS-S Customer 4671	\$ 11,296.29	\$ 11,490.33	1.72%	\$ 44,313.92	\$ 44,507.96	0.44%
MGS-S Customer 4672	\$ 10,175.58	\$ 10,350.63	1.72%	\$ 44,655.78	\$ 44,830.83	0.39%
MGS-S Customer 4673	\$ 6,693.34	\$ 6,813.65	1.80%	\$ 34,070.91	\$ 34,191.22	0.35%
MGS-S Customer 4674	\$ 15,991.86	\$ 16,259.76	1.68%	\$ 58,388.25	\$ 58,656.15	0.46%
MGS-S Customer 4675	\$ 4,012.37	\$ 4,096.28	2.09%	\$ 9,835.25	\$ 9,919.16	0.85%
MGS-S Customer 4676	\$ 8,389.31	\$ 8,540.07	1.80%	\$ 16,625.43	\$ 16,776.20	0.91%
MGS-S Customer 4677	\$ 3,683.97	\$ 3,756.83	1.98%	\$ 11,339.41	\$ 11,412.27	0.64%

Customer	Delivery 7/22 Prices	Delivery 8/23 Prices	Delivery % Difference	Bundled 7/22 Prices	Bundled 8/23 Prices	Bundled % Difference
MGS-S Customer 4678	\$ 10,905.41	\$ 11,095.92	1.75%	\$ 34,901.01	\$ 35,091.52	0.55%
MGS-S Customer 4679	\$ 5,583.12	\$ 5,691.00	1.93%	\$ 16,881.51	\$ 16,989.39	0.64%
MGS-S Customer 4680	\$ 3,116.29	\$ 3,184.53	2.19%	\$ 9,911.44	\$ 9,979.68	0.69%
MGS-S Customer 4681	\$ 3,896.57	\$ 3,971.80	1.93%	\$ 15,672.01	\$ 15,747.24	0.48%
MGS-S Customer 4682	\$ 3,584.74	\$ 3,661.19	2.13%	\$ 10,364.57	\$ 10,441.02	0.74%
MGS-S Customer 4683	\$ 4,156.29	\$ 4,235.52	1.91%	\$ 16,624.28	\$ 16,703.51	0.48%
MGS-S Customer 4684	\$ 43,517.06	\$ 44,219.70	1.61%	\$ 133,675.67	\$ 134,378.30	0.53%
MGS-S Customer 4685	\$ 4,375.69	\$ 4,460.14	1.93%	\$ 11,902.58	\$ 11,987.03	0.71%
MGS-S Customer 4686	\$ 33,429.92	\$ 33,958.15	1.58%	\$ 154,622.53	\$ 155,150.77	0.34%
MGS-S Customer 4687	\$ 23,661.26	\$ 24,050.67	1.65%	\$ 75,719.79	\$ 76,109.20	0.51%
MGS-S Customer 4688	\$ 4,205.58	\$ 4,291.50	2.04%	\$ 12,453.01	\$ 12,538.94	0.69%
MGS-S Customer 4689	\$ 2,172.86	\$ 2,225.69	2.43%	\$ 9,686.84	\$ 9,739.67	0.55%
MGS-S Customer 4690	\$ 7,312.51	\$ 7,451.15	1.90%	\$ 13,115.85	\$ 13,254.49	1.06%
MGS-S Customer 4691	\$ 3,706.04	\$ 3,779.84	1.99%	\$ 10,325.91	\$ 10,399.71	0.71%
MGS-S Customer 4692	\$ 10,743.50	\$ 10,936.35	1.80%	\$ 19,710.91	\$ 19,903.76	0.98%
MGS-S Customer 4693	\$ 20,060.75	\$ 20,390.53	1.64%	\$ 68,837.63	\$ 69,167.40	0.48%
MGS-S Customer 4694	\$ 39,107.65	\$ 39,710.53	1.54%	\$ 108,433.70	\$ 109,036.58	0.56%
MGS-S Customer 4695	\$ 3,621.67	\$ 3,699.19	2.14%	\$ 9,367.87	\$ 9,445.40	0.83%
MGS-S Customer 4696	\$ 10,758.51	\$ 10,950.10	1.78%	\$ 21,471.87	\$ 21,663.46	0.89%
MGS-S Customer 4697	\$ 2,896.52	\$ 2,957.51	2.11%	\$ 7,118.10	\$ 7,179.10	0.86%
MGS-S Customer 4698	\$ 4,631.23	\$ 4,725.56	2.04%	\$ 8,164.26	\$ 8,258.59	1.16%
MGS-S Customer 4699	\$ 13,167.17	\$ 13,386.89	1.67%	\$ 24,936.33	\$ 25,156.05	0.88%
MGS-S Customer 4700	\$ 3,430.37	\$ 3,504.40	2.16%	\$ 9,434.59	\$ 9,508.61	0.78%
MGS-S Customer 4701	\$ 3,504.46	\$ 3,579.52	2.14%	\$ 10,575.10	\$ 10,650.16	0.71%
MGS-S Customer 4702	\$ 24,537.47	\$ 24,945.99	1.66%	\$ 42,600.27	\$ 43,008.79	0.96%
MGS-S Customer 4703	\$ 3,616.13	\$ 3,693.66	2.14%	\$ 8,488.33	\$ 8,565.86	0.91%
MGS-S Customer 4704	\$ 5,756.62	\$ 5,870.27	1.97%	\$ 7,109.50	\$ 7,223.15	1.60%
MGS-S Customer 4705	\$ 6,363.00	\$ 6,482.99	1.89%	\$ 17,688.81	\$ 17,808.80	0.68%
MGS-S Customer 4706	\$ 8,163.80	\$ 8,311.40	1.81%	\$ 28,297.06	\$ 28,444.66	0.52%
MGS-S Customer 4707	\$ 3,839.62	\$ 3,916.18	1.99%	\$ 9,132.32	\$ 9,208.87	0.84%
MGS-S Customer 4708	\$ 4,930.80	\$ 5,023.84	1.89%	\$ 13,869.65	\$ 13,962.69	0.67%
MGS-S Customer 4709	\$ 5,934.32	\$ 6,049.54	1.94%	\$ 7,552.30	\$ 7,667.51	1.53%
MGS-S Customer 4710	\$ 3,860.20	\$ 3,940.64	2.08%	\$ 10,810.06	\$ 10,890.50	0.74%
MGS-S Customer 4711	\$ 5,017.40	\$ 5,111.49	1.88%	\$ 16,770.91	\$ 16,864.99	0.56%
MGS-S Customer 4712	\$ 3,999.03	\$ 4,081.77	2.07%	\$ 11,382.52	\$ 11,465.26	0.73%
MGS-S Customer 4713	\$ 15,346.43	\$ 15,605.07	1.69%	\$ 54,452.02	\$ 54,710.67	0.48%
MGS-S Customer 4714	\$ 3,352.99	\$ 3,421.22	2.03%	\$ 9,935.04	\$ 10,003.26	0.69%
MGS-S Customer 4715	\$ 11,362.67	\$ 11,558.77	1.73%	\$ 36,573.81	\$ 36,769.91	0.54%
MGS-S Customer 4716	\$ 10,017.69	\$ 10,194.68	1.77%	\$ 26,279.70	\$ 26,456.69	0.67%
MGS-S Customer 4717	\$ 18,078.82	\$ 18,379.66	1.66%	\$ 64,725.82	\$ 65,026.66	0.46%

Customer	Delivery 7/22 Prices	Delivery 8/23 Prices	Delivery % Difference	Bundled 7/22 Prices	Bundled 8/23 Prices	Bundled % Difference
MGS-S Customer 4718	\$ 4,532.44	\$ 4,624.19	2.02%	\$ 12,262.72	\$ 12,354.47	0.75%
MGS-S Customer 4719	\$ 15,239.43	\$ 15,499.14	1.70%	\$ 43,750.50	\$ 44,010.21	0.59%
MGS-S Customer 4720	\$ 3,870.51	\$ 3,952.84	2.13%	\$ 8,266.69	\$ 8,349.02	1.00%
MGS-S Customer 4721	\$ 5,202.09	\$ 5,304.42	1.97%	\$ 13,957.78	\$ 14,060.10	0.73%
MGS-S Customer 4722	\$ 4,610.85	\$ 4,695.87	1.84%	\$ 21,921.91	\$ 22,006.93	0.39%
MGS-S Customer 4723	\$ 7,993.16	\$ 8,128.97	1.70%	\$ 39,306.31	\$ 39,442.13	0.35%
MGS-S Customer 4724	\$ 3,366.05	\$ 3,438.86	2.16%	\$ 9,864.34	\$ 9,937.15	0.74%
MGS-S Customer 4725	\$ 4,517.16	\$ 4,608.17	2.01%	\$ 13,000.09	\$ 13,091.10	0.70%
MGS-S Customer 4726	\$ 13,655.44	\$ 13,891.37	1.73%	\$ 39,163.66	\$ 39,399.59	0.60%
MGS-S Customer 4727	\$ 13,235.16	\$ 13,457.39	1.68%	\$ 56,390.26	\$ 56,612.49	0.39%
MGS-S Customer 4728	\$ 6,245.26	\$ 6,362.37	1.88%	\$ 19,847.21	\$ 19,964.32	0.59%
MGS-S Customer 4729	\$ 13,665.24	\$ 13,900.56	1.72%	\$ 38,305.06	\$ 38,540.38	0.61%
MGS-S Customer 4730	\$ 27,859.62	\$ 28,310.99	1.62%	\$ 107,048.91	\$ 107,500.28	0.42%
MGS-S Customer 4731	\$ 6,409.47	\$ 6,528.91	1.86%	\$ 23,559.76	\$ 23,679.20	0.51%
MGS-S Customer 4732	\$ 2,189.13	\$ 2,243.57	2.49%	\$ 5,137.13	\$ 5,191.57	1.06%
MGS-S Customer 4733	\$ 2,381.10	\$ 2,438.46	2.41%	\$ 6,830.53	\$ 6,887.89	0.84%
MGS-S Customer 4734	\$ 5,460.41	\$ 5,560.23	1.83%	\$ 19,337.84	\$ 19,437.67	0.52%
MGS-S Customer 4735	\$ 3,345.02	\$ 3,412.91	2.03%	\$ 9,409.80	\$ 9,477.68	0.72%
MGS-S Customer 4736	\$ 2,824.78	\$ 2,888.23	2.25%	\$ 10,265.63	\$ 10,329.08	0.62%
MGS-S Customer 4737	\$ 4,260.86	\$ 4,343.62	1.94%	\$ 11,048.23	\$ 11,131.00	0.75%
MGS-S Customer 4738	\$ 3,057.92	\$ 3,121.61	2.08%	\$ 8,570.12	\$ 8,633.80	0.74%
MGS-S Customer 4739	\$ 5,257.85	\$ 5,354.59	1.84%	\$ 19,633.36	\$ 19,730.10	0.49%
MGS-S Customer 4740	\$ 28,350.19	\$ 28,811.58	1.63%	\$ 89,127.04	\$ 89,588.42	0.52%
MGS-S Customer 4741	\$ 24,861.38	\$ 25,263.25	1.62%	\$ 90,094.51	\$ 90,496.38	0.45%
MGS-S Customer 4742	\$ 5,757.63	\$ 5,867.38	1.91%	\$ 18,548.77	\$ 18,658.51	0.59%
MGS-S Customer 4743	\$ 4,813.80	\$ 4,907.71	1.95%	\$ 17,702.74	\$ 17,796.65	0.53%
MGS-S Customer 4744	\$ 40,553.86	\$ 41,188.43	1.56%	\$ 100,839.37	\$ 101,473.94	0.63%
MGS-S Customer 4745	\$ 36,096.29	\$ 36,671.01	1.59%	\$ 148,568.30	\$ 149,143.02	0.39%
MGS-S Customer 4746	\$ 4,674.35	\$ 4,763.11	1.90%	\$ 15,209.69	\$ 15,298.45	0.58%
MGS-S Customer 4747	\$ 9,141.44	\$ 9,299.61	1.73%	\$ 31,109.78	\$ 31,267.94	0.51%
MGS-S Customer 4748	\$ 6,392.42	\$ 6,511.49	1.86%	\$ 18,033.61	\$ 18,152.67	0.66%
MGS-S Customer 4749	\$ 12,727.20	\$ 12,949.14	1.74%	\$ 33,797.42	\$ 34,019.36	0.66%
MGS-S Customer 4750	\$ 4,369.41	\$ 4,453.35	1.92%	\$ 13,835.01	\$ 13,918.95	0.61%
MGS-S Customer 4751	\$ 7,371.01	\$ 7,499.57	1.74%	\$ 29,605.69	\$ 29,734.25	0.43%
MGS-S Customer 4752	\$ 9,277.32	\$ 9,440.45	1.76%	\$ 20,575.71	\$ 20,738.84	0.79%
MGS-S Customer 4753	\$ 2,136.25	\$ 2,184.43	2.26%	\$ 7,794.59	\$ 7,842.77	0.62%
MGS-S Customer 4754	\$ 3,055.78	\$ 3,124.18	2.24%	\$ 8,070.12	\$ 8,138.53	0.85%
MGS-S Customer 4755	\$ 5,862.84	\$ 5,973.98	1.90%	\$ 19,768.73	\$ 19,879.87	0.56%
MGS-S Customer 4756	\$ 5,961.14	\$ 6,075.33	1.92%	\$ 16,071.19	\$ 16,185.38	0.71%
MGS-S Customer 4757	\$ 4,811.55	\$ 4,906.31	1.97%	\$ 16,077.95	\$ 16,172.71	0.59%

Customer	Delivery 7/22 Prices	Delivery 8/23 Prices	Delivery % Difference	Bundled 7/22 Prices	Bundled 8/23 Prices	Bundled % Difference
MGS-S Customer 4758	\$ 5,429.81	\$ 5,529.39	1.83%	\$ 18,996.45	\$ 19,096.03	0.52%
MGS-S Customer 4759	\$ 46,256.60	\$ 46,984.19	1.57%	\$ 201,015.31	\$ 201,742.90	0.36%
MGS-S Customer 4760	\$ 10,670.90	\$ 10,860.11	1.77%	\$ 27,079.16	\$ 27,268.37	0.70%
MGS-S Customer 4761	\$ 5,888.01	\$ 6,001.61	1.93%	\$ 16,025.48	\$ 16,139.08	0.71%
MGS-S Customer 4762	\$ 4,118.58	\$ 4,203.43	2.06%	\$ 12,158.17	\$ 12,243.02	0.70%
MGS-S Customer 4763	\$ 37,074.09	\$ 37,663.94	1.59%	\$ 140,094.21	\$ 140,684.06	0.42%
MGS-S Customer 4764	\$ 11,641.82	\$ 11,841.06	1.71%	\$ 46,574.51	\$ 46,773.75	0.43%
MGS-S Customer 4765	\$ 24,248.45	\$ 24,636.49	1.60%	\$ 94,186.96	\$ 94,575.00	0.41%
MGS-S Customer 4766	\$ 49,397.58	\$ 50,189.99	1.60%	\$ 159,849.41	\$ 160,641.82	0.50%
MGS-S Customer 4767	\$ 20,139.45	\$ 20,478.94	1.69%	\$ 47,123.96	\$ 47,463.45	0.72%
MGS-S Customer 4768	\$ 14,144.66	\$ 14,385.93	1.71%	\$ 38,373.13	\$ 38,614.40	0.63%
MGS-S Customer 4769	\$ 17,808.59	\$ 18,104.00	1.66%	\$ 59,535.40	\$ 59,830.81	0.50%
MGS-S Customer 4770	\$ 7,727.50	\$ 7,866.22	1.80%	\$ 18,180.34	\$ 18,319.06	0.76%
MGS-S Customer 4771	\$ 2,435.48	\$ 2,489.01	2.20%	\$ 6,213.95	\$ 6,267.48	0.86%
MGS-S Customer 4772	\$ 6,017.32	\$ 6,126.27	1.81%	\$ 20,169.10	\$ 20,278.05	0.54%
MGS-S Customer 4773	\$ 14,337.12	\$ 14,581.85	1.71%	\$ 49,192.10	\$ 49,436.84	0.50%
MGS-S Customer 4774	\$ 3,370.78	\$ 3,441.15	2.09%	\$ 7,373.77	\$ 7,444.15	0.95%
MGS-S Customer 4775	\$ 21,294.95	\$ 21,641.56	1.63%	\$ 85,712.24	\$ 86,058.84	0.40%
MGS-S Customer 4776	\$ 3,602.36	\$ 3,676.06	2.05%	\$ 8,127.20	\$ 8,200.90	0.91%
MGS-S Customer 4777	\$ 2,690.10	\$ 2,753.15	2.34%	\$ 6,195.25	\$ 6,258.30	1.02%
MGS-S Customer 4778	\$ 11,421.40	\$ 11,617.04	1.71%	\$ 45,307.44	\$ 45,503.07	0.43%
MGS-S Customer 4779	\$ 3,222.54	\$ 3,293.24	2.19%	\$ 9,121.17	\$ 9,191.87	0.78%
MGS-S Customer 4780	\$ 5,508.51	\$ 5,614.63	1.93%	\$ 17,784.99	\$ 17,891.12	0.60%
MGS-S Customer 4781	\$ 7,038.70	\$ 7,169.22	1.85%	\$ 21,121.24	\$ 21,251.76	0.62%
MGS-S Customer 4782	\$ 8,268.60	\$ 8,415.58	1.78%	\$ 17,698.43	\$ 17,845.42	0.83%
MGS-S Customer 4783	\$ 2,462.33	\$ 2,521.28	2.39%	\$ 7,339.10	\$ 7,398.05	0.80%
MGS-S Customer 4784	\$ 6,050.12	\$ 6,169.30	1.97%	\$ 8,138.86	\$ 8,258.04	1.46%
MGS-S Customer 4785	\$ 14,117.41	\$ 14,359.71	1.72%	\$ 36,366.84	\$ 36,609.13	0.67%
MGS-S Customer 4786	\$ 15,045.32	\$ 15,297.76	1.68%	\$ 55,439.81	\$ 55,692.25	0.46%
MGS-S Customer 4787	\$ 5,860.48	\$ 5,971.82	1.90%	\$ 19,617.03	\$ 19,728.37	0.57%
MGS-S Customer 4788	\$ 7,806.21	\$ 7,949.41	1.83%	\$ 20,110.12	\$ 20,253.32	0.71%
MGS-S Customer 4789	\$ 6,412.93	\$ 6,529.58	1.82%	\$ 18,592.29	\$ 18,708.94	0.63%
MGS-S Customer 4790	\$ 6,719.01	\$ 6,839.41	1.79%	\$ 21,418.58	\$ 21,538.97	0.56%
MGS-S Customer 4791	\$ 5,829.39	\$ 5,943.51	1.96%	\$ 9,220.73	\$ 9,334.86	1.24%
MGS-S Customer 4792	\$ 8,887.72	\$ 9,042.44	1.74%	\$ 26,363.54	\$ 26,518.27	0.59%
MGS-S Customer 4793	\$ 3,784.46	\$ 3,859.69	1.99%	\$ 9,756.45	\$ 9,831.68	0.77%
MGS-S Customer 4794	\$ 4,500.01	\$ 4,585.95	1.91%	\$ 15,092.82	\$ 15,178.76	0.57%
MGS-S Customer 4795	\$ 4,488.49	\$ 4,573.78	1.90%	\$ 15,360.56	\$ 15,445.85	0.56%
MGS-S Customer 4796	\$ 53,608.45	\$ 54,467.47	1.60%	\$ 173,301.93	\$ 174,160.95	0.50%
MGS-S Customer 4797	\$ 8,155.80	\$ 8,303.21	1.81%	\$ 24,070.44	\$ 24,217.85	0.61%

Internal Use

Customer	Delivery 7/22 Prices	Delivery 8/23 Prices	Delivery % Difference	Bundled 7/22 Prices	Bundled 8/23 Prices	Bundled % Difference
MGS-S Customer 4798	\$ 22,877.04	\$ 23,254.35	1.65%	\$ 79,634.09	\$ 80,011.40	0.47%
MGS-S Customer 4799	\$ 20,712.54	\$ 21,057.52	1.67%	\$ 61,161.88	\$ 61,506.86	0.56%
MGS-S Customer 4800	\$ 26,311.32	\$ 26,736.90	1.62%	\$ 94,663.84	\$ 95,089.43	0.45%
MGS-S Customer 4801	\$ 12,523.88	\$ 12,740.91	1.73%	\$ 36,496.40	\$ 36,713.43	0.59%
MGS-S Customer 4802	\$ 6,942.54	\$ 7,069.74	1.83%	\$ 25,797.19	\$ 25,924.39	0.49%
MGS-S Customer 4803	\$ 2,357.31	\$ 2,414.36	2.42%	\$ 5,881.43	\$ 5,938.48	0.97%
MGS-S Customer 4804	\$ 9,257.73	\$ 9,420.84	1.76%	\$ 36,543.89	\$ 36,707.00	0.45%
MGS-S Customer 4805	\$ 13,985.31	\$ 14,222.12	1.69%	\$ 53,451.98	\$ 53,688.79	0.44%
MGS-S Customer 4806	\$ 13,632.17	\$ 13,866.27	1.72%	\$ 47,847.28	\$ 48,081.38	0.49%
MGS-S Customer 4807	\$ 10,814.36	\$ 11,001.63	1.73%	\$ 40,694.30	\$ 40,881.58	0.46%
MGS-S Customer 4808	\$ 1,709.41	\$ 1,753.39	2.57%	\$ 12,486.76	\$ 12,530.74	0.35%
MGS-S Customer 4809	\$ 14,581.21	\$ 14,829.15	1.70%	\$ 47,649.12	\$ 47,897.06	0.52%
MGS-S Customer 4810	\$ 11,304.93	\$ 11,502.86	1.75%	\$ 34,898.10	\$ 35,096.02	0.57%
MGS-S Customer 4811	\$ 5,742.46	\$ 5,852.51	1.92%	\$ 17,177.97	\$ 17,288.02	0.64%
MGS-S Customer 4812	\$ 5,011.52	\$ 5,111.33	1.99%	\$ 14,990.39	\$ 15,090.20	0.67%
MGS-S Customer 4813	\$ 5,819.74	\$ 5,931.74	1.92%	\$ 16,649.07	\$ 16,761.08	0.67%
MGS-S Customer 4814	\$ 14,405.93	\$ 14,649.31	1.69%	\$ 53,155.03	\$ 53,398.40	0.46%
MGS-S Customer 4815	\$ 2,567.87	\$ 2,624.89	2.22%	\$ 5,790.44	\$ 5,847.47	0.98%
MGS-S Customer 4816	\$ 3,976.23	\$ 4,055.38	1.99%	\$ 9,771.69	\$ 9,850.83	0.81%
MGS-S Customer 4817	\$ 11,305.63	\$ 11,502.17	1.74%	\$ 35,118.17	\$ 35,314.72	0.56%
MGS-S Customer 4818	\$ 4,415.24	\$ 4,504.62	2.02%	\$ 12,418.61	\$ 12,507.99	0.72%
MGS-S Customer 4819	\$ 10,973.36	\$ 11,166.86	1.76%	\$ 31,266.59	\$ 31,460.09	0.62%
MGS-S Customer 4820	\$ 35,560.75	\$ 36,132.79	1.61%	\$ 132,748.86	\$ 133,320.89	0.43%
MGS-S Customer 4821	\$ 5,800.01	\$ 5,906.88	1.84%	\$ 14,310.37	\$ 14,417.24	0.75%
MGS-S Customer 4822	\$ 5,953.21	\$ 6,066.54	1.90%	\$ 18,154.51	\$ 18,267.84	0.62%
MGS-S Customer 4823	\$ 2,294.99	\$ 2,346.37	2.24%	\$ 6,186.12	\$ 6,237.50	0.83%
MGS-S Customer 4824	\$ 4,049.70	\$ 4,134.00	2.08%	\$ 10,160.52	\$ 10,244.82	0.83%
MGS-S Customer 4825	\$ 8,271.14	\$ 8,422.48	1.83%	\$ 20,510.95	\$ 20,662.29	0.74%
MGS-S Customer 4826	\$ 6,859.88	\$ 6,986.46	1.85%	\$ 23,755.14	\$ 23,881.71	0.53%
MGS-S Customer 4827	\$ 4,306.00	\$ 4,388.34	1.91%	\$ 15,124.48	\$ 15,206.82	0.54%
MGS-S Customer 4828	\$ 5,431.36	\$ 5,532.41	1.86%	\$ 15,496.84	\$ 15,597.90	0.65%
MGS-S Customer 4829	\$ 8,280.24	\$ 8,430.61	1.82%	\$ 23,934.36	\$ 24,084.73	0.63%
MGS-S Customer 4830	\$ 2,571.87	\$ 2,627.11	2.15%	\$ 9,064.44	\$ 9,119.69	0.61%
MGS-S Customer 4831	\$ 39,805.60	\$ 40,426.00	1.56%	\$ 167,584.37	\$ 168,204.77	0.37%
MGS-S Customer 4832	\$ 5,405.66	\$ 5,510.78	1.94%	\$ 15,648.15	\$ 15,753.26	0.67%
MGS-S Customer 4833	\$ 2,206.15	\$ 2,260.29	2.45%	\$ 7,444.22	\$ 7,498.37	0.73%
MGS-S Customer 4834	\$ 5,915.35	\$ 6,024.03	1.84%	\$ 15,936.96	\$ 16,045.64	0.68%
MGS-S Customer 4835	\$ 9,786.02	\$ 9,960.83	1.79%	\$ 26,529.99	\$ 26,704.80	0.66%
MGS-S Customer 4836	\$ 19,367.47	\$ 19,690.39	1.67%	\$ 45,858.36	\$ 46,181.28	0.70%
MGS-S Customer 4837	\$ 8,994.11	\$ 9,154.50	1.78%	\$ 29,671.27	\$ 29,831.65	0.54%

Customer	Delivery 7/22 Prices	Delivery 8/23 Prices	Delivery % Difference	Bundled 7/22 Prices	Bundled 8/23 Prices	Bundled % Difference
MGS-S Customer 4838	\$ 6,718.84	\$ 6,844.87	1.88%	\$ 18,090.36	\$ 18,216.39	0.70%
MGS-S Customer 4839	\$ 3,822.13	\$ 3,903.48	2.13%	\$ 7,434.47	\$ 7,515.81	1.09%
MGS-S Customer 4840	\$ 3,208.06	\$ 3,274.19	2.06%	\$ 8,088.83	\$ 8,154.96	0.82%
MGS-S Customer 4841	\$ 4,447.48	\$ 4,538.12	2.04%	\$ 11,911.64	\$ 12,002.28	0.76%
MGS-S Customer 4842	\$ 5,098.35	\$ 5,193.99	1.88%	\$ 14,116.72	\$ 14,212.36	0.68%
MGS-S Customer 4843	\$ 13,661.09	\$ 13,899.84	1.75%	\$ 29,283.22	\$ 29,521.97	0.82%
MGS-S Customer 4844	\$ 30,680.57	\$ 31,178.18	1.62%	\$ 102,607.26	\$ 103,104.87	0.48%
MGS-S Customer 4845	\$ 2,058.71	\$ 2,111.10	2.54%	\$ 5,278.43	\$ 5,330.82	0.99%
MGS-S Customer 4846	\$ 3,848.31	\$ 3,928.86	2.09%	\$ 10,887.52	\$ 10,968.07	0.74%
MGS-S Customer 4847	\$ 3,955.68	\$ 4,032.33	1.94%	\$ 14,057.96	\$ 14,134.61	0.55%
MGS-S Customer 4848	\$ 6,069.25	\$ 6,178.37	1.80%	\$ 23,334.60	\$ 23,443.72	0.47%
MGS-S Customer 4849	\$ 831.87	\$ 860.55	3.45%	\$ 1,105.88	\$ 1,134.55	2.59%
MGS-S Customer 4850	\$ 8,107.13	\$ 8,252.71	1.80%	\$ 27,509.10	\$ 27,654.68	0.53%
MGS-S Customer 4851	\$ 5,631.41	\$ 5,741.00	1.95%	\$ 15,151.86	\$ 15,261.45	0.72%
MGS-S Customer 4852	\$ 1,685.88	\$ 1,732.26	2.75%	\$ 3,888.88	\$ 3,935.26	1.19%
MGS-S Customer 4853	\$ 7,061.17	\$ 7,186.91	1.78%	\$ 23,137.04	\$ 23,262.78	0.54%
MGS-S Customer 4854	\$ 12,361.47	\$ 12,578.52	1.76%	\$ 27,307.16	\$ 27,524.21	0.79%
MGS-S Customer 4855	\$ 4,996.83	\$ 5,094.89	1.96%	\$ 16,848.26	\$ 16,946.32	0.58%
MGS-S Customer 4856	\$ 4,285.97	\$ 4,373.61	2.04%	\$ 11,630.16	\$ 11,717.79	0.75%
MGS-S Customer 4857	\$ 8,905.54	\$ 9,066.65	1.81%	\$ 24,143.74	\$ 24,304.85	0.67%
MGS-S Customer 4858	\$ 3,639.08	\$ 3,712.50	2.02%	\$ 8,833.85	\$ 8,907.27	0.83%
MGS-S Customer 4859	\$ 21,251.80	\$ 21,601.78	1.65%	\$ 69,644.75	\$ 69,994.73	0.50%
MGS-S Customer 4860	\$ 6,299.99	\$ 6,419.50	1.90%	\$ 16,563.15	\$ 16,682.66	0.72%
MGS-S Customer 4861	\$ 12,717.54	\$ 12,935.94	1.72%	\$ 38,934.20	\$ 39,152.60	0.56%
MGS-S Customer 4862	\$ 6,379.02	\$ 6,498.01	1.87%	\$ 22,122.16	\$ 22,241.14	0.54%
MGS-S Customer 4863	\$ 10,214.44	\$ 10,396.37	1.78%	\$ 27,098.04	\$ 27,279.97	0.67%
MGS-S Customer 4864	\$ 3,597.91	\$ 3,674.50	2.13%	\$ 9,731.58	\$ 9,808.17	0.79%
MGS-S Customer 4865	\$ 13,868.73	\$ 14,098.68	1.66%	\$ 50,497.09	\$ 50,727.04	0.46%
MGS-S Customer 4866	\$ 6,694.91	\$ 6,818.87	1.85%	\$ 22,627.61	\$ 22,751.57	0.55%
MGS-S Customer 4867	\$ 4,233.57	\$ 4,316.68	1.96%	\$ 10,049.02	\$ 10,132.13	0.83%
MGS-S Customer 4868	\$ 3,885.27	\$ 3,966.21	2.08%	\$ 11,523.80	\$ 11,604.74	0.70%
MGS-S Customer 4869	\$ 3,143.41	\$ 3,209.92	2.12%	\$ 5,351.78	\$ 5,418.29	1.24%
MGS-S Customer 4870	\$ 6,918.14	\$ 7,045.94	1.85%	\$ 21,178.25	\$ 21,306.05	0.60%
MGS-S Customer 4871	\$ 4,305.15	\$ 4,392.23	2.02%	\$ 14,031.28	\$ 14,118.35	0.62%
MGS-S Customer 4872	\$ 15,823.61	\$ 16,081.22	1.63%	\$ 38,703.77	\$ 38,961.38	0.67%
MGS-S Customer 4873	\$ 13,212.65	\$ 13,432.94	1.67%	\$ 30,987.50	\$ 31,207.80	0.71%
MGS-S Customer 4874	\$ 6,034.65	\$ 6,145.44	1.84%	\$ 16,674.88	\$ 16,785.67	0.66%
MGS-S Customer 4875	\$ 4,261.01	\$ 4,348.21	2.05%	\$ 11,885.60	\$ 11,972.80	0.73%
MGS-S Customer 4876	\$ 10,429.88	\$ 10,616.45	1.79%	\$ 21,330.64	\$ 21,517.20	0.87%
MGS-S Customer 4877	\$ 1,455.14	\$ 1,497.88	2.94%	\$ 3,449.61	\$ 3,492.35	1.24%

Internal Use

Customer	Delivery 7/22 Prices	Delivery 8/23 Prices	Delivery % Difference	Bundled 7/22 Prices	Bundled 8/23 Prices	Bundled % Difference
MGS-S Customer 4878	\$ 3,905.07	\$ 3,986.12	2.08%	\$ 12,514.50	\$ 12,595.54	0.65%
MGS-S Customer 4879	\$ 7,320.73	\$ 7,448.43	1.74%	\$ 29,877.52	\$ 30,005.22	0.43%
MGS-S Customer 4880	\$ 13,537.93	\$ 13,775.31	1.75%	\$ 24,880.65	\$ 25,118.04	0.95%
MGS-S Customer 4881	\$ 3,789.55	\$ 3,864.75	1.98%	\$ 10,558.53	\$ 10,633.73	0.71%
MGS-S Customer 4882	\$ 15,981.85	\$ 16,249.22	1.67%	\$ 55,489.66	\$ 55,757.03	0.48%
MGS-S Customer 4883	\$ 10,633.42	\$ 10,816.03	1.72%	\$ 45,095.34	\$ 45,277.95	0.40%
MGS-S Customer 4884	\$ 10,217.08	\$ 10,398.82	1.78%	\$ 29,655.61	\$ 29,837.35	0.61%
MGS-S Customer 4885	\$ 7,423.53	\$ 7,561.82	1.86%	\$ 18,572.35	\$ 18,710.64	0.74%
MGS-S Customer 4886	\$ 3,570.82	\$ 3,641.50	1.98%	\$ 12,628.96	\$ 12,699.64	0.56%
MGS-S Customer 4887	\$ 4,284.23	\$ 4,366.82	1.93%	\$ 12,802.47	\$ 12,885.06	0.65%
MGS-S Customer 4888	\$ 3,314.75	\$ 3,386.16	2.15%	\$ 11,451.69	\$ 11,523.10	0.62%
MGS-S Customer 4889	\$ 33,321.35	\$ 33,851.60	1.59%	\$ 144,477.04	\$ 145,007.29	0.37%
MGS-S Customer 4890	\$ 5,121.37	\$ 5,210.86	1.75%	\$ 44,482.92	\$ 44,572.41	0.20%
MGS-S Customer 4891	\$ 4,682.83	\$ 4,776.44	2.00%	\$ 13,823.92	\$ 13,917.53	0.68%
MGS-S Customer 4892	\$ 30,169.28	\$ 30,634.68	1.54%	\$ 135,177.59	\$ 135,642.99	0.34%
MGS-S Customer 4893	\$ 25,964.96	\$ 26,382.09	1.61%	\$ 112,924.18	\$ 113,341.31	0.37%
MGS-S Customer 4894	\$ 11,314.32	\$ 11,511.27	1.74%	\$ 36,831.69	\$ 37,028.63	0.53%
MGS-S Customer 4895	\$ 4,013.31	\$ 4,097.33	2.09%	\$ 9,651.43	\$ 9,735.44	0.87%
MGS-S Customer 4896	\$ 18,119.09	\$ 18,426.44	1.70%	\$ 45,216.72	\$ 45,524.07	0.68%
MGS-S Customer 4897	\$ 6,987.37	\$ 7,111.68	1.78%	\$ 23,830.52	\$ 23,954.83	0.52%
MGS-S Customer 4898	\$ 4,824.50	\$ 4,916.85	1.91%	\$ 11,090.72	\$ 11,183.07	0.83%
MGS-S Customer 4899	\$ 19,350.90	\$ 19,672.30	1.66%	\$ 64,782.13	\$ 65,103.53	0.50%
MGS-S Customer 4900	\$ 17,507.71	\$ 17,794.61	1.64%	\$ 76,933.96	\$ 77,220.86	0.37%
MGS-S Customer 4901	\$ 5,682.94	\$ 5,791.86	1.92%	\$ 18,124.89	\$ 18,233.80	0.60%
MGS-S Customer 4902	\$ 8,690.51	\$ 8,849.01	1.82%	\$ 22,552.97	\$ 22,711.48	0.70%
MGS-S Customer 4903	\$ 4,375.81	\$ 4,458.55	1.89%	\$ 17,239.27	\$ 17,322.01	0.48%
MGS-S Customer 4904	\$ 4,085.20	\$ 4,168.41	2.04%	\$ 14,960.24	\$ 15,043.45	0.56%
MGS-S Customer 4905	\$ 16,391.42	\$ 16,657.51	1.62%	\$ 30,912.05	\$ 31,178.14	0.86%
MGS-S Customer 4906	\$ 4,886.97	\$ 4,984.34	1.99%	\$ 12,733.23	\$ 12,830.60	0.76%
MGS-S Customer 4907	\$ 5,325.06	\$ 5,427.35	1.92%	\$ 18,628.09	\$ 18,730.38	0.55%
MGS-S Customer 4908	\$ 8,582.26	\$ 8,736.63	1.80%	\$ 13,183.89	\$ 13,338.26	1.17%
MGS-S Customer 4909	\$ 5,173.75	\$ 5,268.08	1.82%	\$ 22,497.15	\$ 22,591.48	0.42%
MGS-S Customer 4910	\$ 11,377.55	\$ 11,576.14	1.75%	\$ 36,661.81	\$ 36,860.40	0.54%
MGS-S Customer 4911	\$ 4,506.64	\$ 4,597.28	2.01%	\$ 13,735.14	\$ 13,825.79	0.66%
MGS-S Customer 4912	\$ 4,678.39	\$ 4,773.82	2.04%	\$ 7,486.42	\$ 7,581.85	1.27%
MGS-S Customer 4913	\$ 3,558.85	\$ 3,635.16	2.14%	\$ 9,927.45	\$ 10,003.76	0.77%
MGS-S Customer 4914	\$ 18,410.47	\$ 18,712.86	1.64%	\$ 77,073.44	\$ 77,375.83	0.39%
MGS-S Customer 4915	\$ 3,419.97	\$ 3,493.59	2.15%	\$ 10,410.85	\$ 10,484.47	0.71%
MGS-S Customer 4916	\$ 4,240.42	\$ 4,327.81	2.06%	\$ 9,298.53	\$ 9,385.92	0.94%
MGS-S Customer 4917	\$ 5,487.05	\$ 5,594.51	1.96%	\$ 13,574.63	\$ 13,682.09	0.79%

Internal Use

Customer	Delivery 7/22 Prices	Delivery 8/23 Prices	Delivery % Difference	Bundled 7/22 Prices	Bundled 8/23 Prices	Bundled % Difference
MGS-S Customer 4918	\$ 4,262.91	\$ 4,348.32	2.00%	\$ 16,564.54	\$ 16,649.95	0.52%
MGS-S Customer 4919	\$ 11,365.07	\$ 11,564.11	1.75%	\$ 29,016.52	\$ 29,215.56	0.69%
MGS-S Customer 4920	\$ 10,202.77	\$ 10,386.93	1.81%	\$ 19,817.94	\$ 20,002.10	0.93%
MGS-S Customer 4921	\$ 4,277.60	\$ 4,365.86	2.06%	\$ 9,149.80	\$ 9,238.06	0.96%
MGS-S Customer 4922	\$ 3,097.67	\$ 3,163.16	2.11%	\$ 6,146.34	\$ 6,211.83	1.07%
MGS-S Customer 4923	\$ 11,037.72	\$ 11,234.54	1.78%	\$ 22,117.07	\$ 22,313.89	0.89%
MGS-S Customer 4924	\$ 6,931.17	\$ 7,058.63	1.84%	\$ 25,313.91	\$ 25,441.37	0.50%
MGS-S Customer 4925	\$ 5,329.37	\$ 5,432.54	1.94%	\$ 17,285.92	\$ 17,389.09	0.60%
MGS-S Customer 4926	\$ 14,079.12	\$ 14,317.00	1.69%	\$ 53,193.86	\$ 53,431.74	0.45%
MGS-S Customer 4927	\$ 29,226.60	\$ 29,694.37	1.60%	\$ 125,208.08	\$ 125,675.85	0.37%
MGS-S Customer 4928	\$ 3,857.55	\$ 3,939.30	2.12%	\$ 8,028.18	\$ 8,109.92	1.02%
MGS-S Customer 4929	\$ 3,541.88	\$ 3,617.84	2.14%	\$ 9,597.85	\$ 9,673.81	0.79%
MGS-S Customer 4930	\$ 7,259.81	\$ 7,396.31	1.88%	\$ 12,840.45	\$ 12,976.95	1.06%
MGS-S Customer 4931	\$ 3,175.36	\$ 3,245.09	2.20%	\$ 9,310.07	\$ 9,379.79	0.75%
MGS-S Customer 4932	\$ 18,362.24	\$ 18,679.53	1.73%	\$ 32,828.02	\$ 33,145.31	0.97%
MGS-S Customer 4933	\$ 5,874.92	\$ 5,985.17	1.88%	\$ 23,361.94	\$ 23,472.20	0.47%
MGS-S Customer 4934	\$ 10,935.37	\$ 11,131.14	1.79%	\$ 26,813.45	\$ 27,009.22	0.73%
MGS-S Customer 4935	\$ 31,241.56	\$ 31,746.83	1.62%	\$ 112,103.68	\$ 112,608.94	0.45%
MGS-S Customer 4936	\$ 4,133.70	\$ 4,219.20	2.07%	\$ 10,175.96	\$ 10,261.46	0.84%
MGS-S Customer 4937	\$ 3,690.89	\$ 3,768.11	2.09%	\$ 12,483.37	\$ 12,560.58	0.62%
MGS-S Customer 4938	\$ 50,482.44	\$ 51,271.04	1.56%	\$ 225,123.03	\$ 225,911.63	0.35%
MGS-S Customer 4939	\$ 3,728.27	\$ 3,807.18	2.12%	\$ 10,415.78	\$ 10,494.69	0.76%
MGS-S Customer 4940	\$ 3,523.04	\$ 3,595.48	2.06%	\$ 7,993.26	\$ 8,065.70	0.91%
MGS-S Customer 4941	\$ 2,895.18	\$ 2,958.69	2.19%	\$ 13,846.32	\$ 13,909.83	0.46%
MGS-S Customer 4942	\$ 7,182.89	\$ 7,308.99	1.76%	\$ 27,982.08	\$ 28,108.18	0.45%
MGS-S Customer 4943	\$ 25,032.03	\$ 25,441.01	1.63%	\$ 99,184.58	\$ 99,593.56	0.41%
MGS-S Customer 4944	\$ 7,259.36	\$ 7,395.48	1.88%	\$ 16,103.37	\$ 16,239.49	0.85%
MGS-S Customer 4945	\$ 12,808.50	\$ 13,031.30	1.74%	\$ 36,483.93	\$ 36,706.73	0.61%
MGS-S Customer 4946	\$ 13,067.28	\$ 13,289.16	1.70%	\$ 47,771.44	\$ 47,993.32	0.46%
MGS-S Customer 4947	\$ 8,621.87	\$ 8,775.80	1.79%	\$ 31,447.18	\$ 31,601.11	0.49%
MGS-S Customer 4948	\$ 14,724.68	\$ 14,980.27	1.74%	\$ 28,372.33	\$ 28,627.92	0.90%
MGS-S Customer 4949	\$ 7,497.75	\$ 7,631.12	1.78%	\$ 19,436.02	\$ 19,569.39	0.69%
MGS-S Customer 4950	\$ 5,211.62	\$ 5,309.82	1.88%	\$ 11,170.70	\$ 11,268.90	0.88%
MGS-S Customer 4951	\$ 8,631.47	\$ 8,788.20	1.82%	\$ 22,016.54	\$ 22,173.27	0.71%
MGS-S Customer 4952	\$ 3,957.17	\$ 4,035.07	1.97%	\$ 10,887.15	\$ 10,965.05	0.72%
MGS-S Customer 4953	\$ 11,895.06	\$ 12,098.85	1.71%	\$ 44,802.99	\$ 45,006.79	0.45%
MGS-S Customer 4954	\$ 4,778.33	\$ 4,874.04	2.00%	\$ 12,836.89	\$ 12,932.60	0.75%
MGS-S Customer 4955	\$ 11,694.07	\$ 11,895.57	1.72%	\$ 43,367.96	\$ 43,569.46	0.46%
MGS-S Customer 4956	\$ 5,873.32	\$ 5,986.64	1.93%	\$ 14,813.31	\$ 14,926.63	0.76%
MGS-S Customer 4957	\$ 16,684.85	\$ 16,960.90	1.65%	\$ 73,176.81	\$ 73,452.86	0.38%

Customer	Delivery 7/22 Prices	Delivery 8/23 Prices	Delivery % Difference	Bundled 7/22 Prices	Bundled 8/23 Prices	Bundled % Difference
MGS-S Customer 4958	\$ 4,738.36	\$ 4,831.97	1.98%	\$ 16,247.57	\$ 16,341.18	0.58%
MGS-S Customer 4959	\$ 11,844.51	\$ 12,044.98	1.69%	\$ 23,535.97	\$ 23,736.44	0.85%
MGS-S Customer 4960	\$ 16,284.96	\$ 16,558.97	1.68%	\$ 56,003.01	\$ 56,277.02	0.49%
MGS-S Customer 4961	\$ 19,597.90	\$ 19,928.06	1.68%	\$ 51,386.05	\$ 51,716.21	0.64%
MGS-S Customer 4962	\$ 3,740.06	\$ 3,819.86	2.13%	\$ 7,791.96	\$ 7,871.76	1.02%
MGS-S Customer 4963	\$ 2,064.77	\$ 2,111.96	2.29%	\$ 7,226.40	\$ 7,273.59	0.65%
MGS-S Customer 4964	\$ 14,537.56	\$ 14,785.38	1.70%	\$ 45,045.96	\$ 45,293.78	0.55%
MGS-S Customer 4965	\$ 18,931.18	\$ 19,246.20	1.66%	\$ 65,482.20	\$ 65,797.22	0.48%
MGS-S Customer 4966	\$ 8,383.06	\$ 8,540.16	1.87%	\$ 8,383.06	\$ 8,540.16	1.87%
MGS-S Customer 4967	\$ 12,452.43	\$ 12,664.62	1.70%	\$ 45,438.06	\$ 45,650.26	0.47%
MGS-S Customer 4968	\$ 5,637.65	\$ 5,744.60	1.90%	\$ 13,220.18	\$ 13,327.14	0.81%
MGS-S Customer 4969	\$ 3,550.15	\$ 3,625.86	2.13%	\$ 10,351.13	\$ 10,426.83	0.73%
MGS-S Customer 4970	\$ 4,199.23	\$ 4,280.80	1.94%	\$ 11,963.90	\$ 12,045.47	0.68%
MGS-S Customer 4971	\$ 14,008.11	\$ 14,242.50	1.67%	\$ 57,336.90	\$ 57,571.28	0.41%
MGS-S Customer 4972	\$ 10,642.02	\$ 10,825.29	1.72%	\$ 41,922.84	\$ 42,106.11	0.44%
MGS-S Customer 4973	\$ 5,150.03	\$ 5,252.38	1.99%	\$ 9,275.98	\$ 9,378.33	1.10%
MGS-S Customer 4974	\$ 16,501.53	\$ 16,776.63	1.67%	\$ 58,956.31	\$ 59,231.41	0.47%
MGS-S Customer 4975	\$ 42,807.13	\$ 43,489.37	1.59%	\$ 161,641.34	\$ 162,323.58	0.42%
MGS-S Customer 4976	\$ 3,816.60	\$ 3,897.88	2.13%	\$ 6,719.70	\$ 6,800.98	1.21%
MGS-S Customer 4977	\$ 4,452.34	\$ 4,542.98	2.04%	\$ 9,091.45	\$ 9,182.08	1.00%
MGS-S Customer 4978	\$ 7,591.22	\$ 7,725.34	1.77%	\$ 37,631.71	\$ 37,765.83	0.36%
MGS-S Customer 4979	\$ 44,420.29	\$ 45,119.66	1.57%	\$ 192,231.77	\$ 192,931.14	0.36%
MGS-S Customer 4980	\$ 4,190.56	\$ 4,271.41	1.93%	\$ 13,203.79	\$ 13,284.64	0.61%
MGS-S Customer 4981	\$ 4,105.37	\$ 4,190.61	2.08%	\$ 9,728.18	\$ 9,813.41	0.88%
MGS-S Customer 4982	\$ 3,710.85	\$ 3,788.36	2.09%	\$ 12,679.52	\$ 12,757.03	0.61%
MGS-S Customer 4983	\$ 6,245.08	\$ 6,362.21	1.88%	\$ 21,167.91	\$ 21,285.04	0.55%
MGS-S Customer 4984	\$ 4,425.29	\$ 4,513.54	1.99%	\$ 16,443.65	\$ 16,531.91	0.54%
MGS-S Customer 4985	\$ 6,605.71	\$ 6,730.15	1.88%	\$ 16,295.27	\$ 16,419.71	0.76%
MGS-S Customer 4986	\$ 2,846.59	\$ 2,907.35	2.13%	\$ 7,408.00	\$ 7,468.76	0.82%
MGS-S Customer 4987	\$ 11,736.00	\$ 11,937.93	1.72%	\$ 43,921.79	\$ 44,123.72	0.46%
MGS-S Customer 4988	\$ 5,632.04	\$ 5,742.27	1.96%	\$ 11,867.52	\$ 11,977.75	0.93%
MGS-S Customer 4989	\$ 4,238.03	\$ 4,320.42	1.94%	\$ 11,345.68	\$ 11,428.08	0.73%
MGS-S Customer 4990	\$ 7,494.67	\$ 7,632.03	1.83%	\$ 23,980.64	\$ 24,117.99	0.57%
MGS-S Customer 4991	\$ 3,014.64	\$ 3,082.21	2.24%	\$ 8,016.07	\$ 8,083.64	0.84%
MGS-S Customer 4992	\$ 17,422.84	\$ 17,716.34	1.68%	\$ 45,997.90	\$ 46,291.40	0.64%
MGS-S Customer 4993	\$ 2,783.73	\$ 2,848.76	2.34%	\$ 4,401.70	\$ 4,466.73	1.48%
MGS-S Customer 4994	\$ 5,478.19	\$ 5,585.79	1.96%	\$ 11,950.08	\$ 12,057.68	0.90%
MGS-S Customer 4995	\$ 17,482.89	\$ 17,775.37	1.67%	\$ 53,014.32	\$ 53,306.80	0.55%
MGS-S Customer 4996	\$ 3,359.37	\$ 3,432.66	2.18%	\$ 8,975.09	\$ 9,048.38	0.82%
MGS-S Customer 4997	\$ 11,114.54	\$ 11,308.92	1.75%	\$ 35,457.27	\$ 35,651.65	0.55%

Internal Use

Customer	Delivery 7/22 Prices	Delivery 8/23 Prices	Delivery % Difference	Bundled 7/22 Prices	Bundled 8/23 Prices	Bundled % Difference
MGS-S Customer 4998	\$ 6,931.90	\$ 7,065.68	1.93%	\$ 6,931.90	\$ 7,065.68	1.93%
MGS-S Customer 4999	\$ 5,192.50	\$ 5,293.91	1.95%	\$ 15,229.43	\$ 15,330.83	0.67%
MGS-S Customer 5000	\$ 10,556.36	\$ 10,732.19	1.67%	\$ 47,998.28	\$ 48,174.11	0.37%
MGS-S Customer 5001	\$ 3,138.49	\$ 3,203.26	2.06%	\$ 8,988.79	\$ 9,053.56	0.72%
MGS-S Customer 5002	\$ 7,038.82	\$ 7,168.18	1.84%	\$ 25,289.01	\$ 25,418.37	0.51%
MGS-S Customer 5003	\$ 6,761.88	\$ 6,884.06	1.81%	\$ 31,333.14	\$ 31,455.32	0.39%
MGS-S Customer 5004	\$ 5,980.26	\$ 6,092.48	1.88%	\$ 9,916.30	\$ 10,028.52	1.13%
MGS-S Customer 5005	\$ 5,481.15	\$ 5,585.84	1.91%	\$ 20,504.54	\$ 20,609.23	0.51%
MGS-S Customer 5006	\$ 4,268.95	\$ 4,350.27	1.90%	\$ 16,390.61	\$ 16,471.93	0.50%
MGS-S Customer 5007	\$ 31,233.91	\$ 31,744.53	1.63%	\$ 92,470.09	\$ 92,980.71	0.55%
MGS-S Customer 5008	\$ 20,250.23	\$ 20,588.72	1.67%	\$ 64,794.78	\$ 65,133.27	0.52%
MGS-S Customer 5009	\$ 13,201.07	\$ 13,423.91	1.69%	\$ 48,677.66	\$ 48,900.49	0.46%
MGS-S Customer 5010	\$ 47,315.93	\$ 48,073.97	1.60%	\$ 126,226.42	\$ 126,984.46	0.60%
MGS-S Customer 5011	\$ 3,189.61	\$ 3,258.64	2.16%	\$ 12,124.80	\$ 12,193.83	0.57%
MGS-S Customer 5012	\$ 13,740.02	\$ 13,966.03	1.64%	\$ 70,567.69	\$ 70,793.69	0.32%
MGS-S Customer 5013	\$ 4,784.75	\$ 4,878.43	1.96%	\$ 17,925.19	\$ 18,018.87	0.52%
MGS-S Customer 5014	\$ 11,952.54	\$ 12,160.22	1.74%	\$ 33,031.90	\$ 33,239.58	0.63%
MGS-S Customer 5015	\$ 4,917.24	\$ 5,010.56	1.90%	\$ 12,796.17	\$ 12,889.50	0.73%
MGS-S Customer 5016	\$ 4,441.53	\$ 4,526.15	1.91%	\$ 14,623.68	\$ 14,708.30	0.58%
MGS-S Customer 5017	\$ 4,514.63	\$ 4,605.06	2.00%	\$ 14,729.81	\$ 14,820.23	0.61%
MGS-S Customer 5018	\$ 5,705.97	\$ 5,808.98	1.81%	\$ 19,661.45	\$ 19,764.46	0.52%
MGS-S Customer 5019	\$ 4,640.72	\$ 4,732.72	1.98%	\$ 15,594.95	\$ 15,686.95	0.59%
MGS-S Customer 5020	\$ 3,416.05	\$ 3,492.62	2.24%	\$ 4,205.72	\$ 4,282.30	1.82%
MGS-S Customer 5021	\$ 5,366.79	\$ 5,471.01	1.94%	\$ 16,911.99	\$ 17,016.21	0.62%
MGS-S Customer 5022	\$ 1,083.01	\$ 1,120.04	3.42%	\$ 2,683.27	\$ 2,720.30	1.38%
MGS-S Customer 5023	\$ 4,280.17	\$ 4,369.69	2.09%	\$ 7,863.14	\$ 7,952.66	1.14%
MGS-S Customer 5024	\$ 27,112.17	\$ 27,556.57	1.64%	\$ 81,986.16	\$ 82,430.55	0.54%
MGS-S Customer 5025	\$ 3,810.13	\$ 3,888.79	2.06%	\$ 14,452.87	\$ 14,531.54	0.54%
MGS-S Customer 5026	\$ 5,295.81	\$ 5,394.91	1.87%	\$ 12,826.81	\$ 12,925.91	0.77%
MGS-S Customer 5027	\$ 5,399.04	\$ 5,500.77	1.88%	\$ 11,123.54	\$ 11,225.27	0.91%
MGS-S Customer 5028	\$ 7,013.20	\$ 7,141.12	1.82%	\$ 28,417.07	\$ 28,544.99	0.45%
MGS-S Customer 5029	\$ 7,762.04	\$ 7,908.62	1.89%	\$ 8,487.16	\$ 8,633.74	1.73%
MGS-S Customer 5030	\$ 5,190.51	\$ 5,292.95	1.97%	\$ 12,292.45	\$ 12,394.89	0.83%
MGS-S Customer 5031	\$ 12,735.36	\$ 12,959.23	1.76%	\$ 34,070.67	\$ 34,294.54	0.66%
MGS-S Customer 5032	\$ 7,075.02	\$ 7,205.66	1.85%	\$ 22,724.57	\$ 22,855.21	0.57%
MGS-S Customer 5033	\$ 5,290.65	\$ 5,388.31	1.85%	\$ 18,076.29	\$ 18,173.96	0.54%
MGS-S Customer 5034	\$ 1,748.21	\$ 1,790.98	2.45%	\$ 4,955.02	\$ 4,997.79	0.86%
MGS-S Customer 5035	\$ 904.32	\$ 938.45	3.77%	\$ 2,124.65	\$ 2,158.79	1.61%
MGS-S Customer 5036	\$ 3,737.63	\$ 3,816.71	2.12%	\$ 10,383.54	\$ 10,462.63	0.76%
MGS-S Customer 5037	\$ 31,757.67	\$ 32,287.97	1.67%	\$ 65,351.18	\$ 65,881.49	0.81%

Internal Use

Customer	Delivery 7/22 Prices	Delivery 8/23 Prices	Delivery % Difference	Bundled 7/22 Prices	Bundled 8/23 Prices	Bundled % Difference
MGS-S Customer 5038	\$ 10,753.49	\$ 10,941.25	1.75%	\$ 36,407.97	\$ 36,595.73	0.52%
MGS-S Customer 5039	\$ 4,296.40	\$ 4,384.75	2.06%	\$ 9,643.94	\$ 9,732.29	0.92%
MGS-S Customer 5040	\$ 17,831.30	\$ 18,141.80	1.74%	\$ 23,453.07	\$ 23,763.57	1.32%
MGS-S Customer 5041	\$ 3,712.08	\$ 3,789.96	2.10%	\$ 12,471.64	\$ 12,549.53	0.62%
MGS-S Customer 5042	\$ 3,630.67	\$ 3,708.00	2.13%	\$ 10,123.13	\$ 10,200.46	0.76%
MGS-S Customer 5043	\$ 44,132.76	\$ 44,826.03	1.57%	\$ 189,339.03	\$ 190,032.30	0.37%
MGS-S Customer 5044	\$ 2,986.64	\$ 3,054.21	2.26%	\$ 7,645.86	\$ 7,713.43	0.88%
MGS-S Customer 5045	\$ 20,639.45	\$ 20,972.24	1.61%	\$ 86,650.71	\$ 86,983.50	0.38%
MGS-S Customer 5046	\$ 17,368.58	\$ 17,660.61	1.68%	\$ 53,814.12	\$ 54,106.15	0.54%
MGS-S Customer 5047	\$ 3,112.97	\$ 3,176.82	2.05%	\$ 9,683.93	\$ 9,747.78	0.66%
MGS-S Customer 5048	\$ 3,561.84	\$ 3,639.05	2.17%	\$ 7,721.04	\$ 7,798.25	1.00%
MGS-S Customer 5049	\$ 5,367.99	\$ 5,469.06	1.88%	\$ 10,898.35	\$ 10,999.42	0.93%
MGS-S Customer 5050	\$ 3,569.17	\$ 3,644.91	2.12%	\$ 11,226.55	\$ 11,302.29	0.67%
MGS-S Customer 5051	\$ 4,044.41	\$ 4,123.52	1.96%	\$ 9,967.84	\$ 10,046.95	0.79%
MGS-S Customer 5052	\$ 3,771.23	\$ 3,846.14	1.99%	\$ 10,116.63	\$ 10,191.54	0.74%
MGS-S Customer 5053	\$ 4,622.97	\$ 4,716.30	2.02%	\$ 11,730.52	\$ 11,823.84	0.80%
MGS-S Customer 5054	\$ 11,299.04	\$ 11,496.91	1.75%	\$ 29,951.44	\$ 30,149.31	0.66%
MGS-S Customer 5055	\$ 8,883.87	\$ 9,044.95	1.81%	\$ 18,019.71	\$ 18,180.79	0.89%
MGS-S Customer 5056	\$ 3,725.44	\$ 3,804.27	2.12%	\$ 9,351.67	\$ 9,430.50	0.84%
MGS-S Customer 5057	\$ 3,929.25	\$ 4,007.77	2.00%	\$ 6,752.24	\$ 6,830.77	1.16%
MGS-S Customer 5058	\$ 3,669.56	\$ 3,746.69	2.10%	\$ 11,884.54	\$ 11,961.68	0.65%
MGS-S Customer 5059	\$ 5,795.99	\$ 5,907.45	1.92%	\$ 16,059.04	\$ 16,170.50	0.69%
MGS-S Customer 5060	\$ 5,111.77	\$ 5,212.45	1.97%	\$ 13,896.37	\$ 13,997.04	0.72%
MGS-S Customer 5061	\$ 4,108.83	\$ 4,194.05	2.07%	\$ 9,328.40	\$ 9,413.61	0.91%
MGS-S Customer 5062	\$ 20,465.87	\$ 20,809.93	1.68%	\$ 53,148.36	\$ 53,492.42	0.65%
MGS-S Customer 5063	\$ 2,920.10	\$ 2,986.83	2.29%	\$ 5,822.40	\$ 5,889.13	1.15%
MGS-S Customer 5064	\$ 1,459.17	\$ 1,501.83	2.92%	\$ 3,899.84	\$ 3,942.50	1.09%
MGS-S Customer 5065	\$ 4,649.01	\$ 4,738.78	1.93%	\$ 8,872.20	\$ 8,961.97	1.01%
MGS-S Customer 5066	\$ 8,599.28	\$ 8,750.54	1.76%	\$ 24,705.89	\$ 24,857.15	0.61%
MGS-S Customer 5067	\$ 4,093.88	\$ 4,179.04	2.08%	\$ 10,048.05	\$ 10,133.21	0.85%
MGS-S Customer 5068	\$ 12,990.27	\$ 13,217.75	1.75%	\$ 27,241.23	\$ 27,468.71	0.84%
MGS-S Customer 5069	\$ 5,162.81	\$ 5,264.16	1.96%	\$ 15,066.96	\$ 15,168.31	0.67%
MGS-S Customer 5070	\$ 31,261.64	\$ 31,774.09	1.64%	\$ 115,652.22	\$ 116,164.66	0.44%
MGS-S Customer 5071	\$ 6,746.41	\$ 6,870.36	1.84%	\$ 26,724.95	\$ 26,848.91	0.46%
MGS-S Customer 5072	\$ 7,016.78	\$ 7,143.68	1.81%	\$ 12,985.91	\$ 13,112.81	0.98%
MGS-S Customer 5073	\$ 2,874.83	\$ 2,936.33	2.14%	\$ 6,739.23	\$ 6,800.73	0.91%
MGS-S Customer 5074	\$ 6,007.64	\$ 6,118.78	1.85%	\$ 13,795.05	\$ 13,906.19	0.81%
MGS-S Customer 5075	\$ 6,485.99	\$ 6,601.63	1.78%	\$ 26,312.90	\$ 26,428.55	0.44%
MGS-S Customer 5076	\$ 4,838.64	\$ 4,930.70	1.90%	\$ 12,389.19	\$ 12,481.24	0.74%
MGS-S Customer 5077	\$ 6,822.18	\$ 6,949.24	1.86%	\$ 22,645.42	\$ 22,772.47	0.56%

Customer	Delivery 7/22 Prices	Delivery 8/23 Prices	Delivery % Difference	Bundled 7/22 Prices	Bundled 8/23 Prices	Bundled % Difference
MGS-S Customer 5078	\$ 1,409.40	\$ 1,452.02	3.02%	\$ 2,547.01	\$ 2,589.63	1.67%
MGS-S Customer 5079	\$ 5,385.09	\$ 5,490.42	1.96%	\$ 14,389.29	\$ 14,494.63	0.73%
MGS-S Customer 5080	\$ 16,695.00	\$ 16,972.57	1.66%	\$ 53,784.99	\$ 54,062.56	0.52%
MGS-S Customer 5081	\$ 8,935.71	\$ 9,096.50	1.80%	\$ 26,737.19	\$ 26,897.98	0.60%
MGS-S Customer 5082	\$ 7,300.51	\$ 7,430.32	1.78%	\$ 19,782.67	\$ 19,912.48	0.66%
MGS-S Customer 5083	\$ 7,593.06	\$ 7,731.66	1.83%	\$ 13,892.30	\$ 14,030.90	1.00%
MGS-S Customer 5084	\$ 4,818.91	\$ 4,914.37	1.98%	\$ 14,881.31	\$ 14,976.77	0.64%
MGS-S Customer 5085	\$ 4,031.48	\$ 4,114.35	2.06%	\$ 12,784.08	\$ 12,866.95	0.65%
MGS-S Customer 5086	\$ 4,505.81	\$ 4,593.68	1.95%	\$ 6,916.78	\$ 7,004.64	1.27%
MGS-S Customer 5087	\$ 6,538.03	\$ 6,656.50	1.81%	\$ 17,736.79	\$ 17,855.25	0.67%
MGS-S Customer 5088	\$ 7,941.94	\$ 8,086.79	1.82%	\$ 24,057.69	\$ 24,202.54	0.60%
MGS-S Customer 5089	\$ 19,204.32	\$ 19,526.54	1.68%	\$ 50,942.20	\$ 51,264.42	0.63%
MGS-S Customer 5090	\$ 17,279.30	\$ 17,568.49	1.67%	\$ 54,809.43	\$ 55,098.62	0.53%
MGS-S Customer 5091	\$ 18,587.89	\$ 18,900.88	1.68%	\$ 54,101.03	\$ 54,414.03	0.58%
MGS-S Customer 5092	\$ 24,488.87	\$ 24,892.46	1.65%	\$ 72,376.77	\$ 72,780.36	0.56%
MGS-S Customer 5093	\$ 6,964.52	\$ 7,092.93	1.84%	\$ 23,308.80	\$ 23,437.20	0.55%
MGS-S Customer 5094	\$ 6,232.05	\$ 6,349.36	1.88%	\$ 20,930.93	\$ 21,048.24	0.56%
MGS-S Customer 5095	\$ 31,184.42	\$ 31,670.86	1.56%	\$ 105,775.74	\$ 106,262.18	0.46%
MGS-S Customer 5096	\$ 7,369.10	\$ 7,502.88	1.82%	\$ 28,311.35	\$ 28,445.12	0.47%
MGS-S Customer 5097	\$ 4,516.73	\$ 4,603.83	1.93%	\$ 11,593.65	\$ 11,680.75	0.75%
MGS-S Customer 5098	\$ 7,164.04	\$ 7,293.20	1.80%	\$ 17,312.13	\$ 17,441.30	0.75%
MGS-S Customer 5099	\$ 7,999.39	\$ 8,147.18	1.85%	\$ 17,145.17	\$ 17,292.96	0.86%
MGS-S Customer 5100	\$ 9,115.87	\$ 9,272.54	1.72%	\$ 32,861.80	\$ 33,018.47	0.48%
MGS-S Customer 5101	\$ 4,215.41	\$ 4,298.77	1.98%	\$ 6,964.94	\$ 7,048.30	1.20%
MGS-S Customer 5102	\$ 3,885.70	\$ 3,962.84	1.99%	\$ 9,455.94	\$ 9,533.08	0.82%
MGS-S Customer 5103	\$ 4,310.72	\$ 4,393.92	1.93%	\$ 12,673.34	\$ 12,756.53	0.66%
MGS-S Customer 5104	\$ 8,078.44	\$ 8,223.96	1.80%	\$ 19,893.30	\$ 20,038.82	0.73%
MGS-S Customer 5105	\$ 5,194.59	\$ 5,291.04	1.86%	\$ 17,533.81	\$ 17,630.26	0.55%
MGS-S Customer 5106	\$ 10,132.27	\$ 10,304.91	1.70%	\$ 35,909.13	\$ 36,081.76	0.48%
MGS-S Customer 5107	\$ 14,761.43	\$ 15,009.76	1.68%	\$ 53,830.46	\$ 54,078.79	0.46%
MGS-S Customer 5108	\$ 62,206.42	\$ 63,177.01	1.56%	\$ 273,571.35	\$ 274,541.94	0.35%
MGS-S Customer 5109	\$ 3,663.03	\$ 3,739.79	2.10%	\$ 12,435.74	\$ 12,512.50	0.62%
MGS-S Customer 5110	\$ 5,110.86	\$ 5,212.30	1.98%	\$ 12,875.19	\$ 12,976.63	0.79%
MGS-S Customer 5111	\$ 2,806.68	\$ 2,865.71	2.10%	\$ 7,358.83	\$ 7,417.86	0.80%
MGS-S Customer 5112	\$ 3,186.83	\$ 3,252.31	2.05%	\$ 9,955.81	\$ 10,021.29	0.66%
MGS-S Customer 5113	\$ 4,259.64	\$ 4,340.15	1.89%	\$ 17,653.62	\$ 17,734.14	0.46%
MGS-S Customer 5114	\$ 9,343.15	\$ 9,501.50	1.69%	\$ 38,486.33	\$ 38,644.68	0.41%
MGS-S Customer 5115	\$ 3,888.89	\$ 3,964.80	1.95%	\$ 12,343.26	\$ 12,419.17	0.61%
MGS-S Customer 5116	\$ 22,800.52	\$ 23,179.47	1.66%	\$ 69,031.60	\$ 69,410.55	0.55%
MGS-S Customer 5117	\$ 736.35	\$ 765.99	4.03%	\$ 7,414.15	\$ 7,443.79	0.40%

Internal Use

Customer	Delivery 7/22 Prices	Delivery 8/23 Prices	Delivery % Difference	Bundled 7/22 Prices	Bundled 8/23 Prices	Bundled % Difference
MGS-S Customer 5118	\$ 6,900.47	\$ 7,026.63	1.83%	\$ 26,434.53	\$ 26,560.69	0.48%
MGS-S Customer 5119	\$ 3,132.59	\$ 3,202.19	2.22%	\$ 7,189.86	\$ 7,259.46	0.97%
MGS-S Customer 5120	\$ 8,256.17	\$ 8,405.79	1.81%	\$ 25,072.70	\$ 25,222.32	0.60%
MGS-S Customer 5121	\$ 23,638.96	\$ 24,015.49	1.59%	\$ 102,891.21	\$ 103,267.74	0.37%
MGS-S Customer 5122	\$ 22,420.54	\$ 22,787.22	1.64%	\$ 86,170.53	\$ 86,537.20	0.43%
MGS-S Customer 5123	\$ 16,000.34	\$ 16,274.76	1.72%	\$ 38,779.94	\$ 39,054.36	0.71%
MGS-S Customer 5124	\$ 15,510.34	\$ 15,766.89	1.65%	\$ 52,252.96	\$ 52,509.51	0.49%
MGS-S Customer 5125	\$ 12,908.12	\$ 13,125.25	1.68%	\$ 38,439.19	\$ 38,656.32	0.56%
MGS-S Customer 5126	\$ 4,084.87	\$ 4,164.36	1.95%	\$ 12,420.18	\$ 12,499.67	0.64%
MGS-S Customer 5127	\$ 21,617.64	\$ 21,961.61	1.59%	\$ 100,697.24	\$ 101,041.21	0.34%
MGS-S Customer 5128	\$ 13,881.44	\$ 14,120.44	1.72%	\$ 46,391.74	\$ 46,630.74	0.52%
MGS-S Customer 5129	\$ 5,074.58	\$ 5,176.17	2.00%	\$ 12,501.26	\$ 12,602.85	0.81%
MGS-S Customer 5130	\$ 4,331.80	\$ 4,420.66	2.05%	\$ 9,968.31	\$ 10,057.17	0.89%
MGS-S Customer 5131	\$ 9,154.13	\$ 9,317.47	1.78%	\$ 28,834.90	\$ 28,998.24	0.57%
MGS-S Customer 5132	\$ 5,722.55	\$ 5,830.77	1.89%	\$ 15,370.98	\$ 15,479.19	0.70%
MGS-S Customer 5133	\$ 56,311.01	\$ 57,197.34	1.57%	\$ 227,523.69	\$ 228,410.02	0.39%
MGS-S Customer 5134	\$ 9,874.82	\$ 10,046.15	1.74%	\$ 28,769.46	\$ 28,940.79	0.60%
MGS-S Customer 5135	\$ 10,072.79	\$ 10,247.67	1.74%	\$ 41,234.77	\$ 41,409.66	0.42%
MGS-S Customer 5136	\$ 4,222.33	\$ 4,308.89	2.05%	\$ 11,436.59	\$ 11,523.16	0.76%
MGS-S Customer 5137	\$ 4,325.22	\$ 4,411.45	1.99%	\$ 17,551.58	\$ 17,637.81	0.49%
MGS-S Customer 5138	\$ 8,360.51	\$ 8,512.68	1.82%	\$ 24,266.01	\$ 24,418.18	0.63%
MGS-S Customer 5139	\$ 4,524.70	\$ 4,615.54	2.01%	\$ 13,353.74	\$ 13,444.58	0.68%
MGS-S Customer 5140	\$ 3,908.40	\$ 3,988.36	2.05%	\$ 15,820.04	\$ 15,900.00	0.51%
MGS-S Customer 5141	\$ 10,128.19	\$ 10,306.37	1.76%	\$ 33,469.97	\$ 33,648.15	0.53%
MGS-S Customer 5142	\$ 4,825.13	\$ 4,922.20	2.01%	\$ 11,580.40	\$ 11,677.47	0.84%
MGS-S Customer 5143	\$ 27,612.19	\$ 28,066.69	1.65%	\$ 76,960.38	\$ 77,414.88	0.59%
MGS-S Customer 5144	\$ 8,439.83	\$ 8,588.93	1.77%	\$ 16,767.37	\$ 16,916.47	0.89%
MGS-S Customer 5145	\$ 12,185.04	\$ 12,391.23	1.69%	\$ 34,658.42	\$ 34,864.61	0.59%
MGS-S Customer 5146	\$ 8,067.62	\$ 8,213.56	1.81%	\$ 27,023.96	\$ 27,169.90	0.54%
MGS-S Customer 5147	\$ 28,760.32	\$ 29,214.76	1.58%	\$ 58,596.85	\$ 59,051.29	0.78%
MGS-S Customer 5148	\$ 5,485.83	\$ 5,593.76	1.97%	\$ 12,708.89	\$ 12,816.82	0.85%
MGS-S Customer 5149	\$ 10,816.44	\$ 11,005.69	1.75%	\$ 19,061.71	\$ 19,250.96	0.99%
MGS-S Customer 5150	\$ 4,591.42	\$ 4,683.36	2.00%	\$ 12,982.94	\$ 13,074.88	0.71%
MGS-S Customer 5151	\$ 5,533.96	\$ 5,639.34	1.90%	\$ 20,571.06	\$ 20,676.44	0.51%
MGS-S Customer 5152	\$ 5,823.18	\$ 5,933.06	1.89%	\$ 21,555.00	\$ 21,664.88	0.51%
MGS-S Customer 5153	\$ 4,314.72	\$ 4,397.10	1.91%	\$ 14,864.91	\$ 14,947.29	0.55%
MGS-S Customer 5154	\$ 5,714.29	\$ 5,818.27	1.82%	\$ 21,269.35	\$ 21,373.33	0.49%
MGS-S Customer 5155	\$ 3,429.29	\$ 3,503.12	2.15%	\$ 9,297.87	\$ 9,371.70	0.79%
MGS-S Customer 5156	\$ 7,186.60	\$ 7,318.28	1.83%	\$ 23,882.81	\$ 24,014.49	0.55%
MGS-S Customer 5157	\$ 4,713.10	\$ 4,806.96	1.99%	\$ 14,844.06	\$ 14,937.92	0.63%

Customer	Delivery 7/22 Prices	Delivery 8/23 Prices	Delivery % Difference	Bundled 7/22 Prices	Bundled 8/23 Prices	Bundled % Difference
MGS-S Customer 5158	\$ 4,025.09	\$ 4,107.15	2.04%	\$ 14,723.48	\$ 14,805.54	0.56%
MGS-S Customer 5159	\$ 7,514.73	\$ 7,650.83	1.81%	\$ 28,059.45	\$ 28,195.55	0.49%
MGS-S Customer 5160	\$ 9,293.58	\$ 9,460.43	1.80%	\$ 26,935.89	\$ 27,102.74	0.62%
MGS-S Customer 5161	\$ 7,282.02	\$ 7,414.85	1.82%	\$ 26,059.31	\$ 26,192.14	0.51%
MGS-S Customer 5162	\$ 2,449.95	\$ 2,503.59	2.19%	\$ 7,632.38	\$ 7,686.02	0.70%
MGS-S Customer 5163	\$ 3,971.50	\$ 4,055.92	2.13%	\$ 5,493.50	\$ 5,577.91	1.54%
MGS-S Customer 5164	\$ 3,384.00	\$ 3,456.98	2.16%	\$ 9,865.03	\$ 9,938.02	0.74%
MGS-S Customer 5165	\$ 3,284.83	\$ 3,351.75	2.04%	\$ 9,644.06	\$ 9,710.98	0.69%
MGS-S Customer 5166	\$ 7,367.67	\$ 7,506.04	1.88%	\$ 13,376.00	\$ 13,514.37	1.03%
MGS-S Customer 5167	\$ 4,326.29	\$ 4,413.86	2.02%	\$ 13,575.93	\$ 13,663.50	0.65%
MGS-S Customer 5168	\$ 24,719.46	\$ 25,121.61	1.63%	\$ 97,148.91	\$ 97,551.06	0.41%
MGS-S Customer 5169	\$ 3,893.30	\$ 3,973.99	2.07%	\$ 12,143.13	\$ 12,223.83	0.66%
MGS-S Customer 5170	\$ 29,645.66	\$ 30,119.48	1.60%	\$ 120,229.32	\$ 120,703.14	0.39%
MGS-S Customer 5171	\$ 2,829.12	\$ 2,889.07	2.12%	\$ 8,021.48	\$ 8,081.44	0.75%
MGS-S Customer 5172	\$ 6,489.11	\$ 6,608.82	1.84%	\$ 25,631.59	\$ 25,751.30	0.47%
MGS-S Customer 5173	\$ 27,813.71	\$ 28,264.10	1.62%	\$ 67,964.69	\$ 68,415.07	0.66%
MGS-S Customer 5174	\$ 6,811.97	\$ 6,937.54	1.84%	\$ 24,844.15	\$ 24,969.72	0.51%
MGS-S Customer 5175	\$ 3,932.11	\$ 4,014.89	2.11%	\$ 9,155.10	\$ 9,237.88	0.90%
MGS-S Customer 5176	\$ 11,477.28	\$ 11,675.94	1.73%	\$ 25,143.22	\$ 25,341.87	0.79%
MGS-S Customer 5177	\$ 8,383.93	\$ 8,534.65	1.80%	\$ 28,485.19	\$ 28,635.91	0.53%
MGS-S Customer 5178	\$ 5,406.20	\$ 5,511.30	1.94%	\$ 15,517.97	\$ 15,623.06	0.68%
MGS-S Customer 5179	\$ 29,971.26	\$ 30,455.27	1.61%	\$ 113,795.09	\$ 114,279.10	0.43%
MGS-S Customer 5180	\$ 7,511.95	\$ 7,652.70	1.87%	\$ 13,287.63	\$ 13,428.39	1.06%
MGS-S Customer 5181	\$ 3,209.66	\$ 3,274.40	2.02%	\$ 12,025.79	\$ 12,090.53	0.54%
MGS-S Customer 5182	\$ 66,716.43	\$ 67,711.05	1.49%	\$ 153,831.05	\$ 154,825.67	0.65%
MGS-S Customer 5183	\$ 3,537.26	\$ 3,612.99	2.14%	\$ 9,717.56	\$ 9,793.28	0.78%
MGS-S Customer 5184	\$ 13,228.60	\$ 13,454.98	1.71%	\$ 44,696.81	\$ 44,923.19	0.51%
MGS-S Customer 5185	\$ 17,066.39	\$ 17,352.72	1.68%	\$ 62,451.91	\$ 62,738.25	0.46%
MGS-S Customer 5186	\$ 6,790.57	\$ 6,914.52	1.83%	\$ 14,432.53	\$ 14,556.47	0.86%
MGS-S Customer 5187	\$ 4,331.17	\$ 4,414.48	1.92%	\$ 13,792.66	\$ 13,875.97	0.60%
MGS-S Customer 5188	\$ 1,556.23	\$ 1,596.06	2.56%	\$ 4,394.08	\$ 4,433.91	0.91%
MGS-S Customer 5189	\$ 3,863.28	\$ 3,939.92	1.98%	\$ 9,161.34	\$ 9,237.98	0.84%
MGS-S Customer 5190	\$ 3,742.14	\$ 3,820.76	2.10%	\$ 11,525.78	\$ 11,604.40	0.68%
MGS-S Customer 5191	\$ 5,228.93	\$ 5,331.70	1.97%	\$ 13,519.90	\$ 13,622.67	0.76%
MGS-S Customer 5192	\$ 8,873.83	\$ 9,035.83	1.83%	\$ 19,352.04	\$ 19,514.04	0.84%
MGS-S Customer 5193	\$ 3,083.64	\$ 3,151.78	2.21%	\$ 9,374.54	\$ 9,442.68	0.73%
MGS-S Customer 5194	\$ 18,221.83	\$ 18,523.01	1.65%	\$ 72,766.73	\$ 73,067.91	0.41%
MGS-S Customer 5195	\$ 9,959.07	\$ 10,133.95	1.76%	\$ 36,696.77	\$ 36,871.65	0.48%
MGS-S Customer 5196	\$ 4,816.30	\$ 4,912.48	2.00%	\$ 12,693.06	\$ 12,789.25	0.76%
MGS-S Customer 5197	\$ 9,501.65	\$ 9,667.58	1.75%	\$ 38,753.83	\$ 38,919.76	0.43%

Internal Use

Customer	Delivery 7/22 Prices	Delivery 8/23 Prices	Delivery % Difference	Bundled 7/22 Prices	Bundled 8/23 Prices	Bundled % Difference
MGS-S Customer 5198	\$ 42,881.39	\$ 43,561.12	1.59%	\$ 170,262.52	\$ 170,942.26	0.40%
MGS-S Customer 5199	\$ 26,736.12	\$ 27,172.19	1.63%	\$ 78,273.61	\$ 78,709.67	0.56%
MGS-S Customer 5200	\$ 5,587.98	\$ 5,692.12	1.86%	\$ 13,338.60	\$ 13,442.74	0.78%
MGS-S Customer 5201	\$ 8,730.88	\$ 8,886.74	1.79%	\$ 29,915.37	\$ 30,071.22	0.52%
MGS-S Customer 5202	\$ 51,326.65	\$ 52,136.64	1.58%	\$ 200,440.74	\$ 201,250.73	0.40%
MGS-S Customer 5203	\$ 5,212.74	\$ 5,314.34	1.95%	\$ 16,216.56	\$ 16,318.16	0.63%
MGS-S Customer 5204	\$ 3,263.70	\$ 3,329.17	2.01%	\$ 12,746.33	\$ 12,811.80	0.51%
MGS-S Customer 5205	\$ 11,152.13	\$ 11,346.87	1.75%	\$ 35,846.80	\$ 36,041.53	0.54%
MGS-S Customer 5206	\$ 8,849.29	\$ 9,004.26	1.75%	\$ 37,780.51	\$ 37,935.48	0.41%
MGS-S Customer 5207	\$ 9,154.57	\$ 9,320.33	1.81%	\$ 21,554.46	\$ 21,720.22	0.77%
MGS-S Customer 5208	\$ 8,273.67	\$ 8,416.74	1.73%	\$ 30,960.84	\$ 31,103.91	0.46%
MGS-S Customer 5209	\$ 15,312.14	\$ 15,570.58	1.69%	\$ 54,728.53	\$ 54,986.97	0.47%
MGS-S Customer 5210	\$ 8,580.90	\$ 8,737.56	1.83%	\$ 19,426.81	\$ 19,583.47	0.81%
MGS-S Customer 5211	\$ 5,009.64	\$ 5,109.20	1.99%	\$ 13,200.40	\$ 13,299.96	0.75%
MGS-S Customer 5212	\$ 8,026.34	\$ 8,171.13	1.80%	\$ 26,761.02	\$ 26,905.80	0.54%
MGS-S Customer 5213	\$ 3,888.19	\$ 3,966.19	2.01%	\$ 9,935.02	\$ 10,013.02	0.79%
MGS-S Customer 5214	\$ 5,797.00	\$ 5,908.44	1.92%	\$ 17,908.95	\$ 18,020.39	0.62%
MGS-S Customer 5215	\$ 4,239.17	\$ 4,325.86	2.04%	\$ 12,378.40	\$ 12,465.09	0.70%
MGS-S Customer 5216	\$ 45,116.82	\$ 45,824.42	1.57%	\$ 187,683.60	\$ 188,391.20	0.38%
MGS-S Customer 5217	\$ 1,404.73	\$ 1,446.75	2.99%	\$ 3,136.97	\$ 3,178.99	1.34%
MGS-S Customer 5218	\$ 36,515.50	\$ 37,103.22	1.61%	\$ 126,025.08	\$ 126,612.81	0.47%
MGS-S Customer 5219	\$ 4,250.73	\$ 4,337.99	2.05%	\$ 10,795.64	\$ 10,882.90	0.81%
MGS-S Customer 5220	\$ 15,891.91	\$ 16,159.58	1.68%	\$ 56,711.46	\$ 56,979.13	0.47%
MGS-S Customer 5221	\$ 2,915.84	\$ 2,981.97	2.27%	\$ 7,490.27	\$ 7,556.40	0.88%
MGS-S Customer 5222	\$ 3,407.27	\$ 3,475.53	2.00%	\$ 11,844.39	\$ 11,912.64	0.58%
MGS-S Customer 5223	\$ 840.09	\$ 873.53	3.98%	\$ 1,018.34	\$ 1,051.78	3.28%
MGS-S Customer 5224	\$ 18,439.80	\$ 18,753.68	1.70%	\$ 41,694.74	\$ 42,008.62	0.75%
MGS-S Customer 5225	\$ 6,679.17	\$ 6,802.64	1.85%	\$ 20,532.15	\$ 20,655.62	0.60%
MGS-S Customer 5226	\$ 5,780.04	\$ 5,885.32	1.82%	\$ 19,614.17	\$ 19,719.45	0.54%
MGS-S Customer 5227	\$ 4,219.92	\$ 4,306.08	2.04%	\$ 12,277.79	\$ 12,363.95	0.70%
MGS-S Customer 5228	\$ 13,934.34	\$ 14,158.07	1.61%	\$ 46,467.49	\$ 46,691.22	0.48%
MGS-S Customer 5229	\$ 50,793.42	\$ 51,588.59	1.57%	\$ 226,599.50	\$ 227,394.67	0.35%
MGS-S Customer 5230	\$ 2,273.74	\$ 2,329.23	2.44%	\$ 7,170.73	\$ 7,226.23	0.77%
MGS-S Customer 5231	\$ 6,577.55	\$ 6,695.73	1.80%	\$ 18,890.60	\$ 19,008.78	0.63%
MGS-S Customer 5232	\$ 15,650.44	\$ 15,914.04	1.68%	\$ 44,865.37	\$ 45,128.97	0.59%
MGS-S Customer 5233	\$ 1,158.65	\$ 1,188.33	2.56%	\$ 14,401.24	\$ 14,430.92	0.21%
MGS-S Customer 5234	\$ 10,566.98	\$ 10,751.78	1.75%	\$ 31,591.50	\$ 31,776.29	0.58%
MGS-S Customer 5235	\$ 6,405.03	\$ 6,521.51	1.82%	\$ 15,966.61	\$ 16,083.09	0.73%
MGS-S Customer 5236	\$ 5,113.42	\$ 5,213.96	1.97%	\$ 14,835.32	\$ 14,935.86	0.68%
MGS-S Customer 5237	\$ 27,343.11	\$ 27,799.72	1.67%	\$ 59,629.46	\$ 60,086.06	0.77%

Internal Use

Customer	Delivery 7/22 Prices	Delivery 8/23 Prices	Delivery % Difference	Bundled 7/22 Prices	Bundled 8/23 Prices	Bundled % Difference
MGS-S Customer 5238	\$ 9,649.72	\$ 9,819.87	1.76%	\$ 33,023.50	\$ 33,193.65	0.52%
MGS-S Customer 5239	\$ 5,242.34	\$ 5,340.40	1.87%	\$ 13,304.78	\$ 13,402.84	0.74%
MGS-S Customer 5240	\$ 6,347.59	\$ 6,463.18	1.82%	\$ 18,628.65	\$ 18,744.24	0.62%
MGS-S Customer 5241	\$ 4,846.44	\$ 4,943.21	2.00%	\$ 12,511.25	\$ 12,608.02	0.77%
MGS-S Customer 5242	\$ 10,725.95	\$ 10,910.21	1.72%	\$ 27,865.50	\$ 28,049.76	0.66%
MGS-S Customer 5243	\$ 3,796.98	\$ 3,872.01	1.98%	\$ 9,707.61	\$ 9,782.64	0.77%
MGS-S Customer 5244	\$ 6,253.36	\$ 6,365.32	1.79%	\$ 23,191.35	\$ 23,303.31	0.48%
MGS-S Customer 5245	\$ 31,245.65	\$ 31,748.92	1.61%	\$ 119,630.88	\$ 120,134.15	0.42%
MGS-S Customer 5246	\$ 2,656.80	\$ 2,713.60	2.14%	\$ 8,233.66	\$ 8,290.47	0.69%
MGS-S Customer 5247	\$ 9,564.84	\$ 9,736.46	1.79%	\$ 25,478.23	\$ 25,649.85	0.67%
MGS-S Customer 5248	\$ 5,191.97	\$ 5,290.44	1.90%	\$ 9,965.34	\$ 10,063.80	0.99%
MGS-S Customer 5249	\$ 4,496.02	\$ 4,579.71	1.86%	\$ 20,106.95	\$ 20,190.64	0.42%
MGS-S Customer 5250	\$ 5,381.40	\$ 5,485.17	1.93%	\$ 17,290.88	\$ 17,394.64	0.60%
MGS-S Customer 5251	\$ 4,319.69	\$ 4,407.26	2.03%	\$ 13,570.48	\$ 13,658.05	0.65%
MGS-S Customer 5252	\$ 4,781.28	\$ 4,876.27	1.99%	\$ 14,141.75	\$ 14,236.75	0.67%
MGS-S Customer 5253	\$ 5,912.26	\$ 6,024.36	1.90%	\$ 20,535.95	\$ 20,648.05	0.55%
MGS-S Customer 5254	\$ 2,204.99	\$ 2,260.32	2.51%	\$ 2,588.91	\$ 2,644.25	2.14%
MGS-S Customer 5255	\$ 35,316.80	\$ 35,892.44	1.63%	\$ 99,384.44	\$ 99,960.08	0.58%
MGS-S Customer 5256	\$ 3,841.36	\$ 3,920.62	2.06%	\$ 14,339.90	\$ 14,419.17	0.55%
MGS-S Customer 5257	\$ 5,082.84	\$ 5,183.40	1.98%	\$ 13,835.21	\$ 13,935.77	0.73%
MGS-S Customer 5258	\$ 35,112.98	\$ 35,679.10	1.61%	\$ 111,002.34	\$ 111,568.46	0.51%
MGS-S Customer 5259	\$ 3,900.69	\$ 3,977.14	1.96%	\$ 10,223.13	\$ 10,299.58	0.75%
MGS-S Customer 5260	\$ 1,164.08	\$ 1,200.68	3.14%	\$ 7,606.84	\$ 7,643.44	0.48%
MGS-S Customer 5261	\$ 8,352.22	\$ 8,498.42	1.75%	\$ 23,051.09	\$ 23,197.30	0.63%
MGS-S Customer 5262	\$ 5,386.85	\$ 5,489.12	1.90%	\$ 9,088.99	\$ 9,191.26	1.13%
MGS-S Customer 5263	\$ 4,702.10	\$ 4,794.62	1.97%	\$ 17,615.95	\$ 17,708.47	0.53%
MGS-S Customer 5264	\$ 4,887.19	\$ 4,979.59	1.89%	\$ 14,041.31	\$ 14,133.71	0.66%
MGS-S Customer 5265	\$ 5,472.29	\$ 5,574.93	1.88%	\$ 25,349.60	\$ 25,452.24	0.40%
MGS-S Customer 5266	\$ 3,401.98	\$ 3,472.00	2.06%	\$ 8,989.13	\$ 9,059.15	0.78%
MGS-S Customer 5267	\$ 1,547.29	\$ 1,587.20	2.58%	\$ 2,662.50	\$ 2,702.41	1.50%
MGS-S Customer 5268	\$ 5,133.23	\$ 5,231.55	1.92%	\$ 18,062.16	\$ 18,160.48	0.54%
MGS-S Customer 5269	\$ 5,320.15	\$ 5,419.72	1.87%	\$ 16,673.39	\$ 16,772.96	0.60%
MGS-S Customer 5270	\$ 7,038.10	\$ 7,167.67	1.84%	\$ 23,240.69	\$ 23,370.26	0.56%
MGS-S Customer 5271	\$ 9,991.76	\$ 10,170.75	1.79%	\$ 28,616.74	\$ 28,795.73	0.63%
MGS-S Customer 5272	\$ 4,165.51	\$ 4,247.80	1.98%	\$ 10,779.89	\$ 10,862.18	0.76%
MGS-S Customer 5273	\$ 4,890.94	\$ 4,988.37	1.99%	\$ 14,455.95	\$ 14,553.38	0.67%
MGS-S Customer 5274	\$ 34,957.13	\$ 35,515.16	1.60%	\$ 145,390.68	\$ 145,948.71	0.38%
MGS-S Customer 5275	\$ 10,141.86	\$ 10,267.05	1.23%	\$ 14,341.05	\$ 14,466.24	0.87%
MGS-S Customer 5276	\$ 5,428.73	\$ 5,528.80	1.84%	\$ 17,882.33	\$ 17,982.40	0.56%
MGS-S Customer 5277	\$ 3,540.71	\$ 3,617.15	2.16%	\$ 9,309.77	\$ 9,386.21	0.82%

Internal Use

Customer	Delivery 7/22 Prices	Delivery 8/23 Prices	Delivery % Difference	Bundled 7/22 Prices	Bundled 8/23 Prices	Bundled % Difference
MGS-S Customer 5278	\$ 8,587.75	\$ 8,737.13	1.74%	\$ 27,957.38	\$ 28,106.76	0.53%
MGS-S Customer 5279	\$ 11,210.95	\$ 11,404.67	1.73%	\$ 28,940.10	\$ 29,133.82	0.67%
MGS-S Customer 5280	\$ 4,495.81	\$ 4,584.01	1.96%	\$ 7,667.77	\$ 7,755.97	1.15%
MGS-S Customer 5281	\$ 9,232.87	\$ 9,395.85	1.77%	\$ 34,699.95	\$ 34,862.94	0.47%
MGS-S Customer 5282	\$ 6,763.55	\$ 6,889.41	1.86%	\$ 22,065.74	\$ 22,191.60	0.57%
MGS-S Customer 5283	\$ 9,325.47	\$ 9,493.23	1.80%	\$ 16,624.64	\$ 16,792.39	1.01%
MGS-S Customer 5284	\$ 2,027.36	\$ 2,078.50	2.52%	\$ 6,473.70	\$ 6,524.84	0.79%
MGS-S Customer 5285	\$ 6,499.81	\$ 6,621.33	1.87%	\$ 20,334.85	\$ 20,456.37	0.60%
MGS-S Customer 5286	\$ 3,948.88	\$ 4,030.81	2.07%	\$ 11,524.11	\$ 11,606.03	0.71%
MGS-S Customer 5287	\$ 3,628.79	\$ 3,700.76	1.98%	\$ 11,673.29	\$ 11,745.26	0.62%
MGS-S Customer 5288	\$ 24,835.53	\$ 25,245.24	1.65%	\$ 72,213.81	\$ 72,623.53	0.57%
MGS-S Customer 5289	\$ 6,645.88	\$ 6,766.73	1.82%	\$ 15,604.15	\$ 15,725.00	0.77%
MGS-S Customer 5290	\$ 1,969.59	\$ 2,016.16	2.36%	\$ 5,130.47	\$ 5,177.04	0.91%
MGS-S Customer 5291	\$ 6,256.79	\$ 6,375.81	1.90%	\$ 16,899.42	\$ 17,018.44	0.70%
MGS-S Customer 5292	\$ 3,291.40	\$ 3,358.59	2.04%	\$ 9,055.55	\$ 9,122.73	0.74%
MGS-S Customer 5293	\$ 6,122.18	\$ 6,230.76	1.77%	\$ 27,102.25	\$ 27,210.83	0.40%
MGS-S Customer 5294	\$ 7,351.87	\$ 7,487.00	1.84%	\$ 23,094.66	\$ 23,229.79	0.59%
MGS-S Customer 5295	\$ 4,714.99	\$ 4,803.58	1.88%	\$ 16,420.85	\$ 16,509.44	0.54%
MGS-S Customer 5296	\$ 2,047.46	\$ 2,099.66	2.55%	\$ 3,729.42	\$ 3,781.62	1.40%
MGS-S Customer 5297	\$ 11,565.88	\$ 11,766.00	1.73%	\$ 38,970.88	\$ 39,171.00	0.51%
MGS-S Customer 5298	\$ 3,419.21	\$ 3,493.56	2.17%	\$ 7,503.00	\$ 7,577.34	0.99%
MGS-S Customer 5299	\$ 19,427.94	\$ 19,758.14	1.70%	\$ 41,713.92	\$ 42,044.13	0.79%
MGS-S Customer 5300	\$ 6,461.52	\$ 6,583.02	1.88%	\$ 20,095.47	\$ 20,216.96	0.60%
MGS-S Customer 5301	\$ 8,404.19	\$ 8,557.29	1.82%	\$ 13,413.51	\$ 13,566.61	1.14%
MGS-S Customer 5302	\$ 18,234.61	\$ 18,544.29	1.70%	\$ 46,252.06	\$ 46,561.74	0.67%
MGS-S Customer 5303	\$ 3,113.93	\$ 3,182.96	2.22%	\$ 8,384.34	\$ 8,453.37	0.82%
MGS-S Customer 5304	\$ 14,011.15	\$ 14,248.81	1.70%	\$ 50,913.74	\$ 51,151.40	0.47%
MGS-S Customer 5305	\$ 4,006.36	\$ 4,085.83	1.98%	\$ 7,988.68	\$ 8,068.15	0.99%
MGS-S Customer 5306	\$ 5,254.33	\$ 5,355.08	1.92%	\$ 20,063.02	\$ 20,163.77	0.50%
MGS-S Customer 5307	\$ 4,534.24	\$ 4,619.52	1.88%	\$ 17,765.29	\$ 17,850.57	0.48%
MGS-S Customer 5308	\$ 5,200.63	\$ 5,303.96	1.99%	\$ 11,328.82	\$ 11,432.15	0.91%
MGS-S Customer 5309	\$ 7,229.09	\$ 7,361.91	1.84%	\$ 24,258.94	\$ 24,391.77	0.55%
MGS-S Customer 5310	\$ 9,494.61	\$ 9,663.26	1.78%	\$ 29,568.45	\$ 29,737.10	0.57%
MGS-S Customer 5311	\$ 12,249.40	\$ 12,459.66	1.72%	\$ 31,390.85	\$ 31,601.11	0.67%
MGS-S Customer 5312	\$ 3,624.84	\$ 3,701.56	2.12%	\$ 10,429.13	\$ 10,505.85	0.74%
MGS-S Customer 5313	\$ 11,269.99	\$ 11,468.96	1.77%	\$ 30,128.07	\$ 30,327.04	0.66%
MGS-S Customer 5314	\$ 13,476.47	\$ 13,706.87	1.71%	\$ 43,322.94	\$ 43,553.34	0.53%
MGS-S Customer 5315	\$ 3,035.60	\$ 3,098.59	2.08%	\$ 8,267.16	\$ 8,330.15	0.76%
MGS-S Customer 5316	\$ 19,344.18	\$ 19,655.06	1.61%	\$ 68,491.27	\$ 68,802.15	0.45%
MGS-S Customer 5317	\$ 18,067.55	\$ 18,355.34	1.59%	\$ 73,078.65	\$ 73,366.44	0.39%

Customer	Delivery 7/22 Prices	Delivery 8/23 Prices	Delivery % Difference	Bundled 7/22 Prices	Bundled 8/23 Prices	Bundled % Difference
MGS-S Customer 5318	\$ 5,162.75	\$ 5,259.46	1.87%	\$ 14,783.98	\$ 14,880.69	0.65%
MGS-S Customer 5319	\$ 2,890.96	\$ 2,951.68	2.10%	\$ 8,239.76	\$ 8,300.48	0.74%
MGS-S Customer 5320	\$ 6,267.63	\$ 6,385.56	1.88%	\$ 18,479.34	\$ 18,597.26	0.64%
MGS-S Customer 5321	\$ 20,976.12	\$ 21,322.06	1.65%	\$ 72,042.83	\$ 72,388.78	0.48%
MGS-S Customer 5322	\$ 4,622.98	\$ 4,711.56	1.92%	\$ 13,797.21	\$ 13,885.79	0.64%
MGS-S Customer 5323	\$ 7,808.47	\$ 7,945.71	1.76%	\$ 26,043.93	\$ 26,181.16	0.53%
MGS-S Customer 5324	\$ 49,483.36	\$ 50,281.79	1.61%	\$ 94,850.60	\$ 95,649.04	0.84%
MGS-S Customer 5325	\$ 11,661.39	\$ 11,865.56	1.75%	\$ 33,307.50	\$ 33,511.67	0.61%
MGS-S Customer 5326	\$ 1,337.33	\$ 1,378.12	3.05%	\$ 3,505.60	\$ 3,546.39	1.16%
MGS-S Customer 5327	\$ 6,317.96	\$ 6,437.22	1.89%	\$ 18,644.72	\$ 18,763.98	0.64%
MGS-S Customer 5328	\$ 3,939.17	\$ 4,017.44	1.99%	\$ 9,253.35	\$ 9,331.61	0.85%
MGS-S Customer 5329	\$ 5,182.00	\$ 5,279.11	1.87%	\$ 14,366.05	\$ 14,463.17	0.68%
MGS-S Customer 5330	\$ 3,027.19	\$ 3,089.86	2.07%	\$ 9,988.59	\$ 10,051.26	0.63%
MGS-S Customer 5331	\$ 3,451.36	\$ 3,522.34	2.06%	\$ 8,851.80	\$ 8,922.78	0.80%
MGS-S Customer 5332	\$ 11,217.84	\$ 11,413.80	1.75%	\$ 35,231.60	\$ 35,427.57	0.56%
MGS-S Customer 5333	\$ 2,968.49	\$ 3,031.67	2.13%	\$ 7,006.80	\$ 7,069.98	0.90%
MGS-S Customer 5334	\$ 3,511.67	\$ 3,583.52	2.05%	\$ 8,951.76	\$ 9,023.61	0.80%
MGS-S Customer 5335	\$ 3,461.36	\$ 3,531.40	2.02%	\$ 9,476.88	\$ 9,546.92	0.74%
MGS-S Customer 5336	\$ 3,386.07	\$ 3,455.85	2.06%	\$ 8,863.53	\$ 8,933.31	0.79%
MGS-S Customer 5337	\$ 2,497.01	\$ 2,552.68	2.23%	\$ 5,885.38	\$ 5,941.05	0.95%
MGS-S Customer 5338	\$ 4,062.37	\$ 4,142.62	1.98%	\$ 8,858.93	\$ 8,939.18	0.91%
MGS-S Customer 5339	\$ 7,285.01	\$ 7,417.57	1.82%	\$ 27,568.98	\$ 27,701.54	0.48%
MGS-S Customer 5340	\$ 27,540.62	\$ 27,982.65	1.61%	\$ 115,679.05	\$ 116,121.07	0.38%
MGS-S Customer 5341	\$ 888.68	\$ 922.88	3.85%	\$ 1,122.92	\$ 1,157.12	3.05%
MGS-S Customer 5342	\$ 9,202.19	\$ 9,371.54	1.84%	\$ 17,666.84	\$ 17,836.19	0.96%
MGS-S Customer 5343	\$ 7,602.18	\$ 7,741.47	1.83%	\$ 21,786.76	\$ 21,926.05	0.64%
MGS-S Customer 5344	\$ 12,449.34	\$ 12,665.13	1.73%	\$ 32,084.41	\$ 32,300.20	0.67%
MGS-S Customer 5345	\$ 5,165.30	\$ 5,266.43	1.96%	\$ 14,123.57	\$ 14,224.70	0.72%
MGS-S Customer 5346	\$ 3,684.42	\$ 3,758.09	2.00%	\$ 9,999.54	\$ 10,073.21	0.74%
MGS-S Customer 5347	\$ 7,711.69	\$ 7,853.07	1.83%	\$ 19,453.42	\$ 19,594.80	0.73%
MGS-S Customer 5348	\$ 3,183.63	\$ 3,248.43	2.04%	\$ 9,219.04	\$ 9,283.84	0.70%
MGS-S Customer 5349	\$ 13,380.58	\$ 13,609.83	1.71%	\$ 44,330.26	\$ 44,559.52	0.52%
MGS-S Customer 5350	\$ 7,915.02	\$ 8,061.07	1.85%	\$ 17,376.05	\$ 17,522.10	0.84%
MGS-S Customer 5351	\$ 14,053.63	\$ 14,295.64	1.72%	\$ 33,167.66	\$ 33,409.67	0.73%
MGS-S Customer 5352	\$ 5,179.67	\$ 5,281.46	1.97%	\$ 14,937.21	\$ 15,039.01	0.68%
MGS-S Customer 5353	\$ 4,544.85	\$ 4,636.98	2.03%	\$ 11,608.98	\$ 11,701.10	0.79%
MGS-S Customer 5354	\$ 4,665.52	\$ 4,753.58	1.89%	\$ 15,834.11	\$ 15,922.17	0.56%
MGS-S Customer 5355	\$ 4,079.16	\$ 4,159.55	1.97%	\$ 9,988.88	\$ 10,069.27	0.80%
MGS-S Customer 5356	\$ 4,832.53	\$ 4,929.17	2.00%	\$ 11,784.33	\$ 11,880.97	0.82%
MGS-S Customer 5357	\$ 3,523.91	\$ 3,599.00	2.13%	\$ 12,097.23	\$ 12,172.32	0.62%

Internal Use

Customer	Delivery 7/22 Prices	Delivery 8/23 Prices	Delivery % Difference	Bundled 7/22 Prices	Bundled 8/23 Prices	Bundled % Difference
MGS-S Customer 5358	\$ 5,550.57	\$ 5,652.60	1.84%	\$ 14,353.21	\$ 14,455.24	0.71%
MGS-S Customer 5359	\$ 2,344.41	\$ 2,401.35	2.43%	\$ 4,647.97	\$ 4,704.91	1.23%
MGS-S Customer 5360	\$ 2,465.29	\$ 2,519.59	2.20%	\$ 6,805.37	\$ 6,859.67	0.80%
MGS-S Customer 5361	\$ 4,959.24	\$ 5,053.31	1.90%	\$ 14,250.02	\$ 14,344.09	0.66%
MGS-S Customer 5362	\$ 5,113.25	\$ 5,212.49	1.94%	\$ 18,532.38	\$ 18,631.62	0.54%
MGS-S Customer 5363	\$ 3,557.25	\$ 3,635.25	2.19%	\$ 6,160.52	\$ 6,238.52	1.27%
MGS-S Customer 5364	\$ 5,501.00	\$ 5,607.14	1.93%	\$ 17,093.28	\$ 17,199.42	0.62%
MGS-S Customer 5365	\$ 33,903.73	\$ 34,458.20	1.64%	\$ 98,915.19	\$ 99,469.66	0.56%
MGS-S Customer 5366	\$ 11,834.15	\$ 12,034.29	1.69%	\$ 34,718.88	\$ 34,919.02	0.58%
MGS-S Customer 5367	\$ 5,381.85	\$ 5,485.36	1.92%	\$ 19,019.22	\$ 19,122.73	0.54%
MGS-S Customer 5368	\$ 4,287.82	\$ 4,375.19	2.04%	\$ 12,811.89	\$ 12,899.26	0.68%
MGS-S Customer 5369	\$ 6,318.79	\$ 6,436.64	1.87%	\$ 22,955.58	\$ 23,073.43	0.51%
MGS-S Customer 5370	\$ 16,568.02	\$ 16,848.57	1.69%	\$ 49,859.88	\$ 50,140.43	0.56%
MGS-S Customer 5371	\$ 3,599.87	\$ 3,674.80	2.08%	\$ 14,698.75	\$ 14,773.69	0.51%
MGS-S Customer 5372	\$ 4,311.08	\$ 4,399.76	2.06%	\$ 10,464.18	\$ 10,552.86	0.85%
MGS-S Customer 5373	\$ 49,754.22	\$ 50,534.42	1.57%	\$ 201,816.30	\$ 202,596.51	0.39%
MGS-S Customer 5374	\$ 11,885.15	\$ 12,094.73	1.76%	\$ 27,484.77	\$ 27,694.35	0.76%
MGS-S Customer 5375	\$ 24,464.04	\$ 24,854.56	1.60%	\$ 90,992.92	\$ 91,383.44	0.43%
MGS-S Customer 5376	\$ 5,058.12	\$ 5,156.04	1.94%	\$ 19,483.68	\$ 19,581.60	0.50%
MGS-S Customer 5377	\$ 4,708.03	\$ 4,798.12	1.91%	\$ 10,919.41	\$ 11,009.49	0.82%
MGS-S Customer 5378	\$ 2,089.64	\$ 2,142.38	2.52%	\$ 4,703.19	\$ 4,755.93	1.12%
MGS-S Customer 5379	\$ 7,783.70	\$ 7,924.85	1.81%	\$ 25,347.96	\$ 25,489.12	0.56%
MGS-S Customer 5380	\$ 3,310.15	\$ 3,382.21	2.18%	\$ 11,332.94	\$ 11,405.00	0.64%
MGS-S Customer 5381	\$ 11,338.96	\$ 11,539.11	1.77%	\$ 31,019.73	\$ 31,219.88	0.65%
MGS-S Customer 5382	\$ 10,938.05	\$ 11,132.81	1.78%	\$ 23,635.03	\$ 23,829.79	0.82%
MGS-S Customer 5383	\$ 6,886.41	\$ 7,014.94	1.87%	\$ 20,515.78	\$ 20,644.31	0.63%
MGS-S Customer 5384	\$ 3,066.75	\$ 3,134.76	2.22%	\$ 8,994.75	\$ 9,062.76	0.76%
MGS-S Customer 5385	\$ 6,871.82	\$ 6,999.17	1.85%	\$ 22,184.07	\$ 22,311.42	0.57%
MGS-S Customer 5386	\$ 6,108.31	\$ 6,222.36	1.87%	\$ 23,346.12	\$ 23,460.18	0.49%
MGS-S Customer 5387	\$ 41,152.01	\$ 41,815.06	1.61%	\$ 129,491.54	\$ 130,154.59	0.51%
MGS-S Customer 5388	\$ 3,744.54	\$ 3,819.43	2.00%	\$ 9,882.56	\$ 9,957.45	0.76%
MGS-S Customer 5389	\$ 3,489.48	\$ 3,564.90	2.16%	\$ 8,804.00	\$ 8,879.42	0.86%
MGS-S Customer 5390	\$ 9,153.92	\$ 9,317.46	1.79%	\$ 26,750.53	\$ 26,914.06	0.61%
MGS-S Customer 5391	\$ 8,888.93	\$ 9,050.01	1.81%	\$ 27,024.86	\$ 27,185.94	0.60%
MGS-S Customer 5392	\$ 18,135.16	\$ 18,444.97	1.71%	\$ 38,598.18	\$ 38,907.99	0.80%
MGS-S Customer 5393	\$ 2,747.98	\$ 2,805.87	2.11%	\$ 9,925.45	\$ 9,983.34	0.58%
MGS-S Customer 5394	\$ 47,923.60	\$ 48,691.10	1.60%	\$ 150,925.44	\$ 151,692.94	0.51%
MGS-S Customer 5395	\$ 4,340.90	\$ 4,425.75	1.95%	\$ 9,171.51	\$ 9,256.36	0.93%
MGS-S Customer 5396	\$ 33,963.99	\$ 34,534.15	1.68%	\$ 52,109.06	\$ 52,679.22	1.09%
MGS-S Customer 5397	\$ 16,620.38	\$ 16,898.37	1.67%	\$ 56,548.68	\$ 56,826.67	0.49%

Internal Use

Customer	Delivery 7/22 Prices	Delivery 8/23 Prices	Delivery % Difference	Bundled 7/22 Prices	Bundled 8/23 Prices	Bundled % Difference
MGS-S Customer 5398	\$ 4,015.11	\$ 4,100.46	2.13%	\$ 6,804.06	\$ 6,889.41	1.25%
MGS-S Customer 5399	\$ 9,766.85	\$ 9,943.72	1.81%	\$ 18,095.18	\$ 18,272.06	0.98%
MGS-S Customer 5400	\$ 3,291.16	\$ 3,358.96	2.06%	\$ 8,075.04	\$ 8,142.84	0.84%
MGS-S Customer 5401	\$ 9,310.69	\$ 9,476.24	1.78%	\$ 30,609.44	\$ 30,774.99	0.54%
MGS-S Customer 5402	\$ 3,705.70	\$ 3,779.36	1.99%	\$ 11,139.69	\$ 11,213.35	0.66%
MGS-S Customer 5403	\$ 5,275.93	\$ 5,377.81	1.93%	\$ 14,806.21	\$ 14,908.09	0.69%
MGS-S Customer 5404	\$ 1,732.12	\$ 1,779.35	2.73%	\$ 4,394.46	\$ 4,441.69	1.07%
MGS-S Customer 5405	\$ 3,958.13	\$ 4,040.02	2.07%	\$ 12,548.24	\$ 12,630.13	0.65%
MGS-S Customer 5406	\$ 9,549.60	\$ 9,721.90	1.80%	\$ 24,522.71	\$ 24,695.01	0.70%
MGS-S Customer 5407	\$ 4,247.92	\$ 4,338.11	2.12%	\$ 4,593.68	\$ 4,683.87	1.96%
MGS-S Customer 5408	\$ 6,242.22	\$ 6,358.95	1.87%	\$ 22,627.51	\$ 22,744.25	0.52%
MGS-S Customer 5409	\$ 4,223.14	\$ 4,310.93	2.08%	\$ 7,430.52	\$ 7,518.31	1.18%
MGS-S Customer 5410	\$ 3,938.18	\$ 4,016.66	1.99%	\$ 9,093.75	\$ 9,172.24	0.86%
MGS-S Customer 5411	\$ 3,868.58	\$ 3,949.59	2.09%	\$ 10,820.38	\$ 10,901.39	0.75%
MGS-S Customer 5412	\$ 2,623.97	\$ 2,684.49	2.31%	\$ 9,481.05	\$ 9,541.57	0.64%
MGS-S Customer 5413	\$ 5,936.01	\$ 6,048.13	1.89%	\$ 21,304.47	\$ 21,416.59	0.53%
MGS-S Customer 5414	\$ 15,470.84	\$ 15,729.16	1.67%	\$ 61,706.49	\$ 61,964.81	0.42%
MGS-S Customer 5415	\$ 16,998.33	\$ 17,278.18	1.65%	\$ 30,051.81	\$ 30,331.66	0.93%
MGS-S Customer 5416	\$ 3,023.36	\$ 3,089.66	2.19%	\$ 10,084.85	\$ 10,151.15	0.66%
MGS-S Customer 5417	\$ 7,492.30	\$ 7,628.47	1.82%	\$ 27,337.62	\$ 27,473.78	0.50%
MGS-S Customer 5418	\$ 8,290.54	\$ 8,440.67	1.81%	\$ 25,992.27	\$ 26,142.40	0.58%
MGS-S Customer 5419	\$ 3,451.48	\$ 3,525.58	2.15%	\$ 10,947.18	\$ 11,021.28	0.68%
MGS-S Customer 5420	\$ 7,542.39	\$ 7,679.47	1.82%	\$ 27,174.15	\$ 27,311.22	0.50%
MGS-S Customer 5421	\$ 70,899.02	\$ 72,051.09	1.62%	\$ 154,585.73	\$ 155,737.80	0.75%
MGS-S Customer 5422	\$ 25,184.27	\$ 25,592.67	1.62%	\$ 102,152.28	\$ 102,560.68	0.40%
MGS-S Customer 5423	\$ 2,553.12	\$ 2,609.45	2.21%	\$ 6,477.73	\$ 6,534.06	0.87%
MGS-S Customer 5424	\$ 2,473.97	\$ 2,534.28	2.44%	\$ 3,863.42	\$ 3,923.73	1.56%
MGS-S Customer 5425	\$ 3,649.48	\$ 3,722.01	1.99%	\$ 12,160.41	\$ 12,232.94	0.60%
MGS-S Customer 5426	\$ 9,685.79	\$ 9,851.89	1.71%	\$ 34,262.53	\$ 34,428.63	0.48%
MGS-S Customer 5427	\$ 10,028.34	\$ 10,208.72	1.80%	\$ 21,729.97	\$ 21,910.35	0.83%
MGS-S Customer 5428	\$ 7,597.50	\$ 7,737.62	1.84%	\$ 19,156.41	\$ 19,296.53	0.73%
MGS-S Customer 5429	\$ 3,460.70	\$ 3,532.18	2.07%	\$ 6,568.68	\$ 6,640.15	1.09%
MGS-S Customer 5430	\$ 5,167.74	\$ 5,267.00	1.92%	\$ 20,621.10	\$ 20,720.36	0.48%
MGS-S Customer 5431	\$ 5,351.42	\$ 5,453.37	1.91%	\$ 11,064.60	\$ 11,166.55	0.92%
MGS-S Customer 5432	\$ 5,253.51	\$ 5,355.55	1.94%	\$ 14,947.52	\$ 15,049.57	0.68%
MGS-S Customer 5433	\$ 4,894.33	\$ 4,991.90	1.99%	\$ 12,385.80	\$ 12,483.37	0.79%
MGS-S Customer 5434	\$ 15,456.68	\$ 15,716.31	1.68%	\$ 60,129.20	\$ 60,388.83	0.43%
MGS-S Customer 5435	\$ 5,389.91	\$ 5,493.28	1.92%	\$ 19,961.72	\$ 20,065.10	0.52%
MGS-S Customer 5436	\$ 8,282.52	\$ 8,425.71	1.73%	\$ 15,995.32	\$ 16,138.51	0.90%
MGS-S Customer 5437	\$ 4,549.19	\$ 4,641.98	2.04%	\$ 9,964.26	\$ 10,057.05	0.93%

Customer	Delivery 7/22 Prices	Delivery 8/23 Prices	Delivery % Difference	Bundled 7/22 Prices	Bundled 8/23 Prices	Bundled % Difference
MGS-S Customer 5438	\$ 4,845.07	\$ 4,943.12	2.02%	\$ 10,284.02	\$ 10,382.07	0.95%
MGS-S Customer 5439	\$ 3,977.21	\$ 4,054.99	1.96%	\$ 12,068.91	\$ 12,146.69	0.64%
MGS-S Customer 5440	\$ 5,348.62	\$ 5,451.80	1.93%	\$ 17,113.21	\$ 17,216.39	0.60%
MGS-S Customer 5441	\$ 19,708.74	\$ 20,033.41	1.65%	\$ 44,961.01	\$ 45,285.68	0.72%
MGS-S Customer 5442	\$ 9,003.68	\$ 9,159.11	1.73%	\$ 31,446.44	\$ 31,601.87	0.49%
MGS-S Customer 5443	\$ 2,468.45	\$ 2,527.59	2.40%	\$ 6,192.07	\$ 6,251.21	0.96%
MGS-S Customer 5444	\$ 6,971.70	\$ 7,098.89	1.82%	\$ 27,196.37	\$ 27,323.56	0.47%
MGS-S Customer 5445	\$ 4,271.38	\$ 4,354.06	1.94%	\$ 11,656.70	\$ 11,739.38	0.71%
MGS-S Customer 5446	\$ 9,380.25	\$ 9,545.20	1.76%	\$ 35,024.44	\$ 35,189.39	0.47%
MGS-S Customer 5447	\$ 1,275.89	\$ 1,311.10	2.76%	\$ 3,493.06	\$ 3,528.27	1.01%
MGS-S Customer 5448	\$ 5,330.08	\$ 5,432.02	1.91%	\$ 20,826.74	\$ 20,928.69	0.49%
MGS-S Customer 5449	\$ 4,925.64	\$ 5,015.32	1.82%	\$ 23,623.97	\$ 23,713.65	0.38%
MGS-S Customer 5450	\$ 4,070.16	\$ 4,149.21	1.94%	\$ 12,744.38	\$ 12,823.42	0.62%
MGS-S Customer 5451	\$ 6,175.39	\$ 6,291.51	1.88%	\$ 20,406.48	\$ 20,522.59	0.57%
MGS-S Customer 5452	\$ 7,493.02	\$ 7,631.32	1.85%	\$ 22,001.99	\$ 22,140.29	0.63%
MGS-S Customer 5453	\$ 6,344.19	\$ 6,460.48	1.83%	\$ 16,290.38	\$ 16,406.68	0.71%
MGS-S Customer 5454	\$ 4,511.04	\$ 4,600.51	1.98%	\$ 17,561.67	\$ 17,651.13	0.51%
MGS-S Customer 5455	\$ 3,854.25	\$ 3,930.65	1.98%	\$ 9,938.33	\$ 10,014.73	0.77%
MGS-S Customer 5456	\$ 8,045.66	\$ 8,190.33	1.80%	\$ 29,056.12	\$ 29,200.79	0.50%
MGS-S Customer 5457	\$ 5,929.39	\$ 6,038.12	1.83%	\$ 17,664.95	\$ 17,773.68	0.62%
MGS-S Customer 5458	\$ 4,073.07	\$ 4,152.63	1.95%	\$ 11,541.91	\$ 11,621.47	0.69%
MGS-S Customer 5459	\$ 4,524.38	\$ 4,617.30	2.05%	\$ 7,317.10	\$ 7,410.02	1.27%
MGS-S Customer 5460	\$ 36,129.61	\$ 36,708.59	1.60%	\$ 139,227.43	\$ 139,806.41	0.42%
MGS-S Customer 5461	\$ 3,445.19	\$ 3,516.71	2.08%	\$ 7,403.97	\$ 7,475.49	0.97%
MGS-S Customer 5462	\$ 23,169.84	\$ 23,550.23	1.64%	\$ 85,804.61	\$ 86,185.00	0.44%
MGS-S Customer 5463	\$ 5,445.04	\$ 5,546.23	1.86%	\$ 15,378.20	\$ 15,479.40	0.66%
MGS-S Customer 5464	\$ 3,882.11	\$ 3,955.26	1.88%	\$ 21,844.36	\$ 21,917.51	0.33%
MGS-S Customer 5465	\$ 4,296.84	\$ 4,384.74	2.05%	\$ 12,043.35	\$ 12,131.25	0.73%
MGS-S Customer 5466	\$ 5,370.17	\$ 5,472.55	1.91%	\$ 15,308.37	\$ 15,410.75	0.67%
MGS-S Customer 5467	\$ 522.10	\$ 544.90	4.37%	\$ 3,515.12	\$ 3,537.92	0.65%
MGS-S Customer 5468	\$ 8,960.25	\$ 9,126.81	1.86%	\$ 13,142.30	\$ 13,308.86	1.27%
MGS-S Customer 5469	\$ 2,730.38	\$ 2,792.89	2.29%	\$ 8,251.26	\$ 8,313.77	0.76%
MGS-S Customer 5470	\$ 4,392.07	\$ 4,481.84	2.04%	\$ 10,786.38	\$ 10,876.15	0.83%
MGS-S Customer 5471	\$ 6,605.62	\$ 6,722.40	1.77%	\$ 27,098.58	\$ 27,215.36	0.43%
MGS-S Customer 5472	\$ 5,541.20	\$ 5,644.26	1.86%	\$ 16,949.28	\$ 17,052.34	0.61%
MGS-S Customer 5473	\$ 2,911.66	\$ 2,971.95	2.07%	\$ 9,729.66	\$ 9,789.95	0.62%
MGS-S Customer 5474	\$ 11,743.08	\$ 11,941.24	1.69%	\$ 54,065.32	\$ 54,263.47	0.37%
MGS-S Customer 5475	\$ 5,063.46	\$ 5,158.14	1.87%	\$ 14,140.56	\$ 14,235.25	0.67%
MGS-S Customer 5476	\$ 9,460.73	\$ 9,626.75	1.75%	\$ 36,639.71	\$ 36,805.73	0.45%
MGS-S Customer 5477	\$ 5,289.71	\$ 5,394.83	1.99%	\$ 10,285.21	\$ 10,390.32	1.02%

Internal Use

Customer	Delivery 7/22 Prices	Delivery 8/23 Prices	Delivery % Difference	Bundled 7/22 Prices	Bundled 8/23 Prices	Bundled % Difference
MGS-S Customer 5478	\$ 3,795.80	\$ 3,872.34	2.02%	\$ 7,825.19	\$ 7,901.73	0.98%
MGS-S Customer 5479	\$ 17,074.50	\$ 17,353.49	1.63%	\$ 66,637.51	\$ 66,916.50	0.42%
MGS-S Customer 5480	\$ 7,420.80	\$ 7,561.75	1.90%	\$ 11,333.19	\$ 11,474.14	1.24%
MGS-S Customer 5481	\$ 4,008.84	\$ 4,092.53	2.09%	\$ 10,494.44	\$ 10,578.14	0.80%
MGS-S Customer 5482	\$ 2,224.77	\$ 2,274.77	2.25%	\$ 5,773.57	\$ 5,823.57	0.87%
MGS-S Customer 5483	\$ 3,985.35	\$ 4,068.64	2.09%	\$ 8,638.16	\$ 8,721.46	0.96%
MGS-S Customer 5484	\$ 2,543.32	\$ 2,598.67	2.18%	\$ 7,292.46	\$ 7,347.81	0.76%
MGS-S Customer 5485	\$ 2,899.58	\$ 2,960.77	2.11%	\$ 8,213.87	\$ 8,275.06	0.74%
MGS-S Customer 5486	\$ 5,689.97	\$ 5,794.72	1.84%	\$ 16,900.61	\$ 17,005.36	0.62%
MGS-S Customer 5487	\$ 6,919.44	\$ 7,050.65	1.90%	\$ 13,802.68	\$ 13,933.89	0.95%
MGS-S Customer 5488	\$ 5,608.78	\$ 5,718.01	1.95%	\$ 12,547.90	\$ 12,657.13	0.87%
MGS-S Customer 5489	\$ 4,235.18	\$ 4,322.35	2.06%	\$ 11,734.08	\$ 11,821.25	0.74%
MGS-S Customer 5490	\$ 6,033.69	\$ 6,143.60	1.82%	\$ 19,402.54	\$ 19,512.45	0.57%
MGS-S Customer 5491	\$ 4,755.84	\$ 4,851.73	2.02%	\$ 11,634.06	\$ 11,729.95	0.82%
MGS-S Customer 5492	\$ 15,451.89	\$ 15,700.72	1.61%	\$ 56,166.32	\$ 56,415.15	0.44%
MGS-S Customer 5493	\$ 7,885.98	\$ 8,031.37	1.84%	\$ 19,582.01	\$ 19,727.40	0.74%
MGS-S Customer 5494	\$ 10,841.68	\$ 11,033.41	1.77%	\$ 29,443.81	\$ 29,635.53	0.65%
MGS-S Customer 5495	\$ 4,901.59	\$ 5,000.63	2.02%	\$ 10,871.99	\$ 10,971.02	0.91%
MGS-S Customer 5496	\$ 29,909.21	\$ 30,391.32	1.61%	\$ 112,334.45	\$ 112,816.56	0.43%
MGS-S Customer 5497	\$ 5,228.46	\$ 5,330.23	1.95%	\$ 17,029.61	\$ 17,131.38	0.60%
MGS-S Customer 5498	\$ 9,459.95	\$ 9,623.59	1.73%	\$ 43,880.74	\$ 44,044.38	0.37%
MGS-S Customer 5499	\$ 5,984.20	\$ 6,092.14	1.80%	\$ 22,742.11	\$ 22,850.05	0.47%
MGS-S Customer 5500	\$ 5,083.29	\$ 5,177.74	1.86%	\$ 17,744.73	\$ 17,839.18	0.53%
MGS-S Customer 5501	\$ 3,829.91	\$ 3,909.68	2.08%	\$ 11,961.14	\$ 12,040.91	0.67%
MGS-S Customer 5502	\$ 51,999.49	\$ 52,829.60	1.60%	\$ 178,174.00	\$ 179,004.11	0.47%
MGS-S Customer 5503	\$ 29,871.25	\$ 30,344.54	1.58%	\$ 136,575.23	\$ 137,048.52	0.35%
MGS-S Customer 5504	\$ 22,644.28	\$ 23,007.25	1.60%	\$ 80,658.23	\$ 81,021.20	0.45%
MGS-S Customer 5505	\$ 10,994.21	\$ 11,186.81	1.75%	\$ 32,686.03	\$ 32,878.62	0.59%
MGS-S Customer 5506	\$ 3,314.05	\$ 3,380.80	2.01%	\$ 12,183.65	\$ 12,250.40	0.55%
MGS-S Customer 5507	\$ 6,101.56	\$ 6,217.58	1.90%	\$ 18,807.68	\$ 18,923.70	0.62%
MGS-S Customer 5508	\$ 4,436.15	\$ 4,527.06	2.05%	\$ 10,568.00	\$ 10,658.91	0.86%
MGS-S Customer 5509	\$ 6,000.65	\$ 6,111.17	1.84%	\$ 17,852.08	\$ 17,962.60	0.62%
MGS-S Customer 5510	\$ 7,783.22	\$ 7,923.92	1.81%	\$ 29,525.65	\$ 29,666.35	0.48%
MGS-S Customer 5511	\$ 7,745.83	\$ 7,888.58	1.84%	\$ 19,469.28	\$ 19,612.03	0.73%
MGS-S Customer 5512	\$ 6,166.62	\$ 6,279.10	1.82%	\$ 18,038.39	\$ 18,150.87	0.62%
MGS-S Customer 5513	\$ 16,931.59	\$ 17,217.23	1.69%	\$ 48,770.02	\$ 49,055.66	0.59%
MGS-S Customer 5514	\$ 4,559.82	\$ 4,651.48	2.01%	\$ 13,473.75	\$ 13,565.42	0.68%
MGS-S Customer 5515	\$ 52,483.17	\$ 53,265.02	1.49%	\$ 275,640.11	\$ 276,421.96	0.28%
MGS-S Customer 5516	\$ 15,175.69	\$ 15,433.78	1.70%	\$ 40,871.31	\$ 41,129.39	0.63%
MGS-S Customer 5517	\$ 3,234.78	\$ 3,305.61	2.19%	\$ 9,256.93	\$ 9,327.76	0.77%

Internal Use

Customer	Delivery 7/22 Prices	Delivery 8/23 Prices	Delivery % Difference	Bundled 7/22 Prices	Bundled 8/23 Prices	Bundled % Difference
MGS-S Customer 5518	\$ 5,910.26	\$ 6,016.64	1.80%	\$ 23,264.74	\$ 23,371.12	0.46%
MGS-S Customer 5519	\$ 3,698.76	\$ 3,773.91	2.03%	\$ 6,125.27	\$ 6,200.41	1.23%
MGS-S Customer 5520	\$ 3,972.12	\$ 4,055.16	2.09%	\$ 9,640.28	\$ 9,723.32	0.86%
MGS-S Customer 5521	\$ 1,529.03	\$ 1,570.69	2.72%	\$ 10,458.74	\$ 10,500.40	0.40%
MGS-S Customer 5522	\$ 9,669.23	\$ 9,834.14	1.71%	\$ 36,059.57	\$ 36,224.48	0.46%
MGS-S Customer 5523	\$ 17,496.01	\$ 17,794.27	1.70%	\$ 42,688.86	\$ 42,987.12	0.70%
MGS-S Customer 5524	\$ 3,517.37	\$ 3,589.08	2.04%	\$ 7,320.06	\$ 7,391.77	0.98%
MGS-S Customer 5525	\$ 3,342.83	\$ 3,414.52	2.14%	\$ 12,125.13	\$ 12,196.83	0.59%
MGS-S Customer 5526	\$ 4,288.84	\$ 4,377.27	2.06%	\$ 10,765.77	\$ 10,854.19	0.82%
MGS-S Customer 5527	\$ 3,556.32	\$ 3,627.08	1.99%	\$ 11,261.23	\$ 11,331.99	0.63%
MGS-S Customer 5528	\$ 21,873.87	\$ 22,186.62	1.43%	\$ 35,594.65	\$ 35,907.40	0.88%
MGS-S Customer 5529	\$ 57,299.80	\$ 58,190.32	1.55%	\$ 258,998.02	\$ 259,888.54	0.34%
MGS-S Customer 5530	\$ 13,090.16	\$ 13,313.40	1.71%	\$ 47,149.88	\$ 47,373.11	0.47%
MGS-S Customer 5531	\$ 20,191.61	\$ 20,525.06	1.65%	\$ 73,804.13	\$ 74,137.57	0.45%
MGS-S Customer 5532	\$ 5,473.26	\$ 5,578.52	1.92%	\$ 17,946.28	\$ 18,051.54	0.59%
MGS-S Customer 5533	\$ 7,693.07	\$ 7,836.10	1.86%	\$ 16,523.02	\$ 16,666.05	0.87%
MGS-S Customer 5534	\$ 4,941.33	\$ 5,036.30	1.92%	\$ 21,517.79	\$ 21,612.76	0.44%
MGS-S Customer 5535	\$ 4,732.64	\$ 4,821.98	1.89%	\$ 14,668.21	\$ 14,757.55	0.61%
MGS-S Customer 5536	\$ 17,163.81	\$ 17,453.72	1.69%	\$ 53,060.89	\$ 53,350.79	0.55%
MGS-S Customer 5537	\$ 33,188.88	\$ 33,719.56	1.60%	\$ 98,634.54	\$ 99,165.22	0.54%
MGS-S Customer 5538	\$ 6,353.68	\$ 6,474.07	1.89%	\$ 16,948.21	\$ 17,068.60	0.71%
MGS-S Customer 5539	\$ 11,110.94	\$ 11,306.76	1.76%	\$ 29,004.63	\$ 29,200.45	0.68%
MGS-S Customer 5540	\$ 13,978.05	\$ 14,216.82	1.71%	\$ 45,459.98	\$ 45,698.75	0.53%
MGS-S Customer 5541	\$ 7,275.49	\$ 7,409.75	1.85%	\$ 21,243.08	\$ 21,377.34	0.63%
MGS-S Customer 5542	\$ 4,915.53	\$ 5,013.01	1.98%	\$ 14,064.73	\$ 14,162.22	0.69%
MGS-S Customer 5543	\$ 27,447.66	\$ 27,894.50	1.63%	\$ 88,299.92	\$ 88,746.76	0.51%
MGS-S Customer 5544	\$ 13,441.40	\$ 13,672.88	1.72%	\$ 39,603.20	\$ 39,834.69	0.58%
MGS-S Customer 5545	\$ 3,756.73	\$ 3,832.49	2.02%	\$ 3,925.38	\$ 4,001.14	1.93%
MGS-S Customer 5546	\$ 7,782.42	\$ 7,922.85	1.80%	\$ 28,770.37	\$ 28,910.80	0.49%
MGS-S Customer 5547	\$ 7,087.68	\$ 7,214.65	1.79%	\$ 20,548.51	\$ 20,675.48	0.62%
MGS-S Customer 5548	\$ 14,725.46	\$ 14,974.00	1.69%	\$ 51,801.74	\$ 52,050.27	0.48%
MGS-S Customer 5549	\$ 3,998.34	\$ 4,077.89	1.99%	\$ 7,235.54	\$ 7,315.09	1.10%
MGS-S Customer 5550	\$ 13,305.94	\$ 13,534.69	1.72%	\$ 42,910.17	\$ 43,138.92	0.53%
MGS-S Customer 5551	\$ 5,603.67	\$ 5,712.83	1.95%	\$ 13,950.41	\$ 14,059.56	0.78%
MGS-S Customer 5552	\$ 3,845.95	\$ 3,921.45	1.96%	\$ 11,692.32	\$ 11,767.82	0.65%
MGS-S Customer 5553	\$ 11,566.78	\$ 11,762.86	1.70%	\$ 50,938.84	\$ 51,134.92	0.38%
MGS-S Customer 5554	\$ 7,219.85	\$ 7,352.01	1.83%	\$ 26,167.62	\$ 26,299.78	0.51%
MGS-S Customer 5555	\$ 4,203.43	\$ 4,288.83	2.03%	\$ 14,802.53	\$ 14,887.93	0.58%
MGS-S Customer 5556	\$ 6,338.26	\$ 6,453.43	1.82%	\$ 18,078.39	\$ 18,193.56	0.64%
MGS-S Customer 5557	\$ 4,073.76	\$ 4,158.21	2.07%	\$ 11,688.40	\$ 11,772.86	0.72%

Internal Use

Customer	Delivery 7/22 Prices	Delivery 8/23 Prices	Delivery % Difference	Bundled 7/22 Prices	Bundled 8/23 Prices	Bundled % Difference
MGS-S Customer 5558	\$ 5,259.44	\$ 5,357.50	1.86%	\$ 14,204.92	\$ 14,302.97	0.69%
MGS-S Customer 5559	\$ 5,373.12	\$ 5,473.52	1.87%	\$ 13,388.94	\$ 13,489.34	0.75%
MGS-S Customer 5560	\$ 15,569.36	\$ 15,829.72	1.67%	\$ 60,278.45	\$ 60,538.81	0.43%
MGS-S Customer 5561	\$ 49,555.75	\$ 50,328.76	1.56%	\$ 182,503.82	\$ 183,276.82	0.42%
MGS-S Customer 5562	\$ 9,421.63	\$ 9,588.58	1.77%	\$ 26,149.83	\$ 26,316.78	0.64%
MGS-S Customer 5563	\$ 5,820.92	\$ 5,925.64	1.80%	\$ 24,148.81	\$ 24,253.53	0.43%
MGS-S Customer 5564	\$ 4,191.17	\$ 4,274.37	1.99%	\$ 9,627.49	\$ 9,710.69	0.86%
MGS-S Customer 5565	\$ 5,482.56	\$ 5,587.35	1.91%	\$ 20,192.87	\$ 20,297.65	0.52%
MGS-S Customer 5566	\$ 4,500.80	\$ 4,585.93	1.89%	\$ 16,509.91	\$ 16,595.04	0.52%
MGS-S Customer 5567	\$ 11,451.02	\$ 11,648.34	1.72%	\$ 28,604.28	\$ 28,801.60	0.69%
MGS-S Customer 5568	\$ 5,052.08	\$ 5,151.64	1.97%	\$ 14,695.48	\$ 14,795.04	0.68%
MGS-S Customer 5569	\$ 7,785.00	\$ 7,925.16	1.80%	\$ 26,751.05	\$ 26,891.21	0.52%
MGS-S Customer 5570	\$ 6,862.13	\$ 6,992.28	1.90%	\$ 12,831.14	\$ 12,961.30	1.01%
MGS-S Customer 5571	\$ 8,853.75	\$ 9,015.28	1.82%	\$ 23,652.27	\$ 23,813.80	0.68%
MGS-S Customer 5572	\$ 3,981.98	\$ 4,060.63	1.98%	\$ 12,129.78	\$ 12,208.43	0.65%
MGS-S Customer 5573	\$ 9,058.56	\$ 9,217.36	1.75%	\$ 36,481.84	\$ 36,640.64	0.44%
MGS-S Customer 5574	\$ 5,473.43	\$ 5,578.83	1.93%	\$ 18,600.72	\$ 18,706.13	0.57%
MGS-S Customer 5575	\$ 4,162.57	\$ 4,243.31	1.94%	\$ 10,730.44	\$ 10,811.19	0.75%
MGS-S Customer 5576	\$ 4,242.08	\$ 4,324.09	1.93%	\$ 12,808.31	\$ 12,890.32	0.64%
MGS-S Customer 5577	\$ 2,776.50	\$ 2,841.65	2.35%	\$ 3,763.74	\$ 3,828.89	1.73%
MGS-S Customer 5578	\$ 15,704.13	\$ 15,969.34	1.69%	\$ 53,721.93	\$ 53,987.15	0.49%
MGS-S Customer 5579	\$ 3,668.42	\$ 3,740.75	1.97%	\$ 13,365.07	\$ 13,437.39	0.54%
MGS-S Customer 5580	\$ 8,802.29	\$ 8,960.96	1.80%	\$ 25,192.27	\$ 25,350.94	0.63%
MGS-S Customer 5581	\$ 9,313.07	\$ 9,480.02	1.79%	\$ 17,718.31	\$ 17,885.26	0.94%
MGS-S Customer 5582	\$ 3,583.08	\$ 3,654.11	1.98%	\$ 12,540.09	\$ 12,611.12	0.57%
MGS-S Customer 5583	\$ 6,127.62	\$ 6,244.50	1.91%	\$ 17,339.18	\$ 17,456.05	0.67%
MGS-S Customer 5584	\$ 5,034.59	\$ 5,132.15	1.94%	\$ 19,395.25	\$ 19,492.81	0.50%
MGS-S Customer 5585	\$ 2,270.17	\$ 2,325.87	2.45%	\$ 7,224.64	\$ 7,280.34	0.77%
MGS-S Customer 5586	\$ 7,820.75	\$ 7,964.06	1.83%	\$ 23,898.10	\$ 24,041.41	0.60%
MGS-S Customer 5587	\$ 43,661.52	\$ 44,366.90	1.62%	\$ 126,902.60	\$ 127,607.98	0.56%
MGS-S Customer 5588	\$ 745.53	\$ 775.17	3.98%	\$ 7,873.65	\$ 7,903.28	0.38%
MGS-S Customer 5589	\$ 3,865.23	\$ 3,940.02	1.93%	\$ 14,804.49	\$ 14,879.28	0.51%
MGS-S Customer 5590	\$ 6,311.83	\$ 6,431.25	1.89%	\$ 17,970.38	\$ 18,089.80	0.66%
MGS-S Customer 5591	\$ 37,366.77	\$ 37,989.12	1.67%	\$ 68,231.67	\$ 68,854.02	0.91%
MGS-S Customer 5592	\$ 6,156.80	\$ 6,274.14	1.91%	\$ 17,324.47	\$ 17,441.81	0.68%
MGS-S Customer 5593	\$ 4,474.70	\$ 4,565.98	2.04%	\$ 10,472.51	\$ 10,563.79	0.87%
MGS-S Customer 5594	\$ 20,457.82	\$ 20,794.39	1.65%	\$ 64,271.08	\$ 64,607.65	0.52%
MGS-S Customer 5595	\$ 4,995.49	\$ 5,092.71	1.95%	\$ 18,642.68	\$ 18,739.91	0.52%
MGS-S Customer 5596	\$ 20,714.35	\$ 21,057.32	1.66%	\$ 64,802.48	\$ 65,145.45	0.53%
MGS-S Customer 5597	\$ 8,322.97	\$ 8,470.10	1.77%	\$ 35,417.97	\$ 35,565.10	0.42%

Internal Use

Customer	Delivery 7/22 Prices	Delivery 8/23 Prices	Delivery % Difference	Bundled 7/22 Prices	Bundled 8/23 Prices	Bundled % Difference
MGS-S Customer 5598	\$ 2,891.97	\$ 2,952.35	2.09%	\$ 9,806.17	\$ 9,866.56	0.62%
MGS-S Customer 5599	\$ 13,248.37	\$ 13,473.53	1.70%	\$ 48,829.50	\$ 49,054.66	0.46%
MGS-S Customer 5600	\$ 16,877.31	\$ 17,158.82	1.67%	\$ 61,549.83	\$ 61,831.34	0.46%
MGS-S Customer 5601	\$ 6,797.59	\$ 6,924.74	1.87%	\$ 19,467.14	\$ 19,594.30	0.65%
MGS-S Customer 5602	\$ 8,466.68	\$ 8,619.87	1.81%	\$ 26,812.86	\$ 26,966.04	0.57%
MGS-S Customer 5603	\$ 6,314.05	\$ 6,430.79	1.85%	\$ 13,897.05	\$ 14,013.78	0.84%
MGS-S Customer 5604	\$ 3,823.53	\$ 3,899.21	1.98%	\$ 9,811.86	\$ 9,887.54	0.77%
MGS-S Customer 5605	\$ 4,257.42	\$ 4,339.18	1.92%	\$ 14,034.74	\$ 14,116.49	0.58%
MGS-S Customer 5606	\$ 8,016.92	\$ 8,164.08	1.84%	\$ 19,201.05	\$ 19,348.21	0.77%
MGS-S Customer 5607	\$ 2,410.36	\$ 2,468.24	2.40%	\$ 6,547.96	\$ 6,605.84	0.88%
MGS-S Customer 5608	\$ 6,337.06	\$ 6,456.23	1.88%	\$ 20,715.88	\$ 20,835.06	0.58%
MGS-S Customer 5609	\$ 3,487.63	\$ 3,557.99	2.02%	\$ 9,642.78	\$ 9,713.15	0.73%
MGS-S Customer 5610	\$ 2,089.61	\$ 2,134.91	2.17%	\$ 13,347.78	\$ 13,393.08	0.34%
MGS-S Customer 5611	\$ 20,293.87	\$ 20,635.02	1.68%	\$ 55,148.85	\$ 55,490.01	0.62%
MGS-S Customer 5612	\$ 4,228.90	\$ 4,314.76	2.03%	\$ 13,787.74	\$ 13,873.60	0.62%
MGS-S Customer 5613	\$ 4,598.76	\$ 4,691.87	2.02%	\$ 11,946.83	\$ 12,039.94	0.78%
MGS-S Customer 5614	\$ 1,612.02	\$ 1,658.44	2.88%	\$ 2,450.15	\$ 2,496.56	1.89%
MGS-S Customer 5615	\$ 6,851.99	\$ 6,980.59	1.88%	\$ 19,341.24	\$ 19,469.84	0.66%
MGS-S Customer 5616	\$ 21,567.68	\$ 21,924.19	1.65%	\$ 76,455.37	\$ 76,811.88	0.47%
MGS-S Customer 5617	\$ 3,897.11	\$ 3,974.19	1.98%	\$ 10,374.61	\$ 10,451.68	0.74%
MGS-S Customer 5618	\$ 7,945.75	\$ 8,089.43	1.81%	\$ 27,516.83	\$ 27,660.51	0.52%
MGS-S Customer 5619	\$ 8,082.99	\$ 8,228.24	1.80%	\$ 27,946.59	\$ 28,091.84	0.52%
MGS-S Customer 5620	\$ 5,306.02	\$ 5,410.75	1.97%	\$ 11,793.34	\$ 11,898.07	0.89%
MGS-S Customer 5621	\$ 10,435.75	\$ 10,615.69	1.72%	\$ 43,329.98	\$ 43,509.91	0.42%
MGS-S Customer 5622	\$ 5,194.60	\$ 5,296.11	1.95%	\$ 15,807.41	\$ 15,908.92	0.64%
MGS-S Customer 5623	\$ 4,869.42	\$ 4,960.20	1.86%	\$ 18,043.45	\$ 18,134.23	0.50%
MGS-S Customer 5624	\$ 6,021.13	\$ 6,134.22	1.88%	\$ 20,546.33	\$ 20,659.42	0.55%
MGS-S Customer 5625	\$ 19,818.22	\$ 20,144.43	1.65%	\$ 78,504.04	\$ 78,830.25	0.42%
MGS-S Customer 5626	\$ 3,770.75	\$ 3,845.51	1.98%	\$ 10,892.92	\$ 10,967.68	0.69%
MGS-S Customer 5627	\$ 10,545.82	\$ 10,725.60	1.70%	\$ 48,028.87	\$ 48,208.65	0.37%
MGS-S Customer 5628	\$ 2,946.84	\$ 3,012.92	2.24%	\$ 7,784.76	\$ 7,850.84	0.85%
MGS-S Customer 5629	\$ 27,887.04	\$ 28,332.77	1.60%	\$ 124,179.32	\$ 124,625.05	0.36%
MGS-S Customer 5630	\$ 30,808.90	\$ 31,311.25	1.63%	\$ 104,426.70	\$ 104,929.05	0.48%
MGS-S Customer 5631	\$ 61,863.45	\$ 62,831.45	1.56%	\$ 257,720.52	\$ 258,688.52	0.38%
MGS-S Customer 5632	\$ 12,168.75	\$ 12,372.82	1.68%	\$ 43,781.62	\$ 43,985.69	0.47%
MGS-S Customer 5633	\$ 8,078.01	\$ 8,223.20	1.80%	\$ 26,360.19	\$ 26,505.39	0.55%
MGS-S Customer 5634	\$ 8,252.87	\$ 8,400.30	1.79%	\$ 31,352.41	\$ 31,499.84	0.47%
MGS-S Customer 5635	\$ 5,635.49	\$ 5,745.16	1.95%	\$ 14,753.73	\$ 14,863.40	0.74%
MGS-S Customer 5636	\$ 9,266.09	\$ 9,433.30	1.80%	\$ 23,366.23	\$ 23,533.44	0.72%
MGS-S Customer 5637	\$ 12,297.72	\$ 12,503.51	1.67%	\$ 43,785.24	\$ 43,991.03	0.47%

Internal Use

Customer	Delivery 7/22 Prices	Delivery 8/23 Prices	Delivery % Difference	Bundled 7/22 Prices	Bundled 8/23 Prices	Bundled % Difference
MGS-S Customer 5638	\$ 3,661.20	\$ 3,738.98	2.12%	\$ 11,006.07	\$ 11,083.85	0.71%
MGS-S Customer 5639	\$ 7,749.76	\$ 7,889.77	1.81%	\$ 28,495.48	\$ 28,635.48	0.49%
MGS-S Customer 5640	\$ 8,154.06	\$ 8,301.13	1.80%	\$ 28,296.46	\$ 28,443.53	0.52%
MGS-S Customer 5641	\$ 3,627.36	\$ 3,703.89	2.11%	\$ 11,293.65	\$ 11,370.18	0.68%
MGS-S Customer 5642	\$ 7,292.68	\$ 7,425.53	1.82%	\$ 27,027.38	\$ 27,160.24	0.49%
MGS-S Customer 5643	\$ 5,174.12	\$ 5,273.74	1.93%	\$ 8,149.55	\$ 8,249.17	1.22%
MGS-S Customer 5644	\$ 3,643.54	\$ 3,721.00	2.13%	\$ 10,845.47	\$ 10,922.92	0.71%
MGS-S Customer 5645	\$ 5,457.89	\$ 5,559.56	1.86%	\$ 13,643.74	\$ 13,745.41	0.75%
MGS-S Customer 5646	\$ 3,469.71	\$ 3,539.69	2.02%	\$ 10,309.31	\$ 10,379.28	0.68%
MGS-S Customer 5647	\$ 11,155.41	\$ 11,348.18	1.73%	\$ 41,202.18	\$ 41,394.95	0.47%
MGS-S Customer 5648	\$ 6,400.87	\$ 6,521.57	1.89%	\$ 18,903.26	\$ 19,023.96	0.64%
MGS-S Customer 5649	\$ 4,711.04	\$ 4,798.86	1.86%	\$ 18,782.84	\$ 18,870.66	0.47%
MGS-S Customer 5650	\$ 11,737.99	\$ 11,937.13	1.70%	\$ 50,706.47	\$ 50,905.61	0.39%
MGS-S Customer 5651	\$ 3,393.83	\$ 3,463.49	2.05%	\$ 8,732.11	\$ 8,801.77	0.80%
MGS-S Customer 5652	\$ 12,869.96	\$ 13,089.72	1.71%	\$ 47,414.15	\$ 47,633.91	0.46%
MGS-S Customer 5653	\$ 5,943.59	\$ 6,050.67	1.80%	\$ 22,471.14	\$ 22,578.22	0.48%
MGS-S Customer 5654	\$ 46,445.18	\$ 47,175.46	1.57%	\$ 169,849.94	\$ 170,580.22	0.43%
MGS-S Customer 5655	\$ 4,913.74	\$ 5,007.61	1.91%	\$ 13,616.06	\$ 13,709.93	0.69%
MGS-S Customer 5656	\$ 17,070.16	\$ 17,354.67	1.67%	\$ 62,387.13	\$ 62,671.64	0.46%
MGS-S Customer 5657	\$ 5,491.24	\$ 5,597.27	1.93%	\$ 16,158.89	\$ 16,264.93	0.66%
MGS-S Customer 5658	\$ 4,066.48	\$ 4,146.16	1.96%	\$ 11,863.60	\$ 11,943.28	0.67%
MGS-S Customer 5659	\$ 2,706.47	\$ 2,768.65	2.30%	\$ 8,373.03	\$ 8,435.21	0.74%
MGS-S Customer 5660	\$ 6,400.76	\$ 6,518.43	1.84%	\$ 13,748.26	\$ 13,865.93	0.86%
MGS-S Customer 5661	\$ 8,096.33	\$ 8,244.81	1.83%	\$ 21,356.63	\$ 21,505.11	0.70%
MGS-S Customer 5662	\$ 10,545.53	\$ 10,726.09	1.71%	\$ 47,210.45	\$ 47,391.02	0.38%
MGS-S Customer 5663	\$ 5,663.06	\$ 5,772.23	1.93%	\$ 16,060.94	\$ 16,170.11	0.68%
MGS-S Customer 5664	\$ 5,654.06	\$ 5,758.36	1.84%	\$ 15,956.31	\$ 16,060.60	0.65%
MGS-S Customer 5665	\$ 5,071.40	\$ 5,169.69	1.94%	\$ 18,833.31	\$ 18,931.61	0.52%
MGS-S Customer 5666	\$ 4,452.89	\$ 4,544.32	2.05%	\$ 9,421.07	\$ 9,512.50	0.97%
MGS-S Customer 5667	\$ 6,144.10	\$ 6,254.94	1.80%	\$ 21,856.27	\$ 21,967.11	0.51%
MGS-S Customer 5668	\$ 45,562.78	\$ 46,279.88	1.57%	\$ 195,133.92	\$ 195,851.02	0.37%
MGS-S Customer 5669	\$ 2,547.54	\$ 2,603.27	2.19%	\$ 6,443.25	\$ 6,498.98	0.86%
MGS-S Customer 5670	\$ 4,455.16	\$ 4,544.92	2.01%	\$ 14,267.10	\$ 14,356.86	0.63%
MGS-S Customer 5671	\$ 3,571.18	\$ 3,642.14	1.99%	\$ 12,216.94	\$ 12,287.90	0.58%
MGS-S Customer 5672	\$ 4,735.89	\$ 4,831.14	2.01%	\$ 10,845.45	\$ 10,940.70	0.88%
MGS-S Customer 5673	\$ 3,868.84	\$ 3,951.29	2.13%	\$ 8,058.09	\$ 8,140.54	1.02%
MGS-S Customer 5674	\$ 7,885.61	\$ 8,024.28	1.76%	\$ 22,273.69	\$ 22,412.36	0.62%
MGS-S Customer 5675	\$ 8,357.92	\$ 8,512.80	1.85%	\$ 12,770.78	\$ 12,925.66	1.21%
MGS-S Customer 5676	\$ 8,553.06	\$ 8,706.88	1.80%	\$ 24,581.97	\$ 24,735.79	0.63%
MGS-S Customer 5677	\$ 5,094.39	\$ 5,195.48	1.98%	\$ 11,853.78	\$ 11,954.86	0.85%

Customer	Delivery 7/22 Prices	Delivery 8/23 Prices	Delivery % Difference	Bundled 7/22 Prices	Bundled 8/23 Prices	Bundled % Difference
MGS-S Customer 5678	\$ 3,497.03	\$ 3,571.93	2.14%	\$ 10,669.01	\$ 10,743.92	0.70%
MGS-S Customer 5679	\$ 9,367.34	\$ 9,531.89	1.76%	\$ 36,452.39	\$ 36,616.95	0.45%
MGS-S Customer 5680	\$ 8,733.38	\$ 8,890.99	1.80%	\$ 23,418.55	\$ 23,576.16	0.67%
MGS-S Customer 5681	\$ 19,721.76	\$ 20,048.93	1.66%	\$ 60,459.04	\$ 60,786.21	0.54%
MGS-S Customer 5682	\$ 491.33	\$ 514.65	4.75%	\$ 536.24	\$ 559.56	4.35%
MGS-S Customer 5683	\$ 4,279.58	\$ 4,368.17	2.07%	\$ 8,652.68	\$ 8,741.27	1.02%
MGS-S Customer 5684	\$ 14,392.27	\$ 14,637.63	1.70%	\$ 44,932.67	\$ 45,178.02	0.55%
MGS-S Customer 5685	\$ 4,192.52	\$ 4,277.69	2.03%	\$ 14,645.70	\$ 14,730.87	0.58%
MGS-S Customer 5686	\$ 6,552.21	\$ 6,675.61	1.88%	\$ 19,203.48	\$ 19,326.88	0.64%
MGS-S Customer 5687	\$ 7,314.42	\$ 7,449.62	1.85%	\$ 21,642.28	\$ 21,777.48	0.62%
MGS-S Customer 5688	\$ 10,916.69	\$ 11,110.45	1.77%	\$ 27,151.27	\$ 27,345.03	0.71%
MGS-S Customer 5689	\$ 4,144.09	\$ 4,228.71	2.04%	\$ 13,069.79	\$ 13,154.42	0.65%
MGS-S Customer 5690	\$ 7,941.83	\$ 8,086.53	1.82%	\$ 24,674.83	\$ 24,819.53	0.59%
MGS-S Customer 5691	\$ 4,438.60	\$ 4,529.47	2.05%	\$ 10,947.06	\$ 11,037.93	0.83%
MGS-S Customer 5692	\$ 5,513.16	\$ 5,619.15	1.92%	\$ 18,470.43	\$ 18,576.42	0.57%
MGS-S Customer 5693	\$ 3,440.23	\$ 3,514.04	2.15%	\$ 10,756.65	\$ 10,830.46	0.69%
MGS-S Customer 5694	\$ 21,190.97	\$ 21,533.72	1.62%	\$ 94,292.30	\$ 94,635.04	0.36%
MGS-S Customer 5695	\$ 4,189.31	\$ 4,271.58	1.96%	\$ 9,444.98	\$ 9,527.25	0.87%
MGS-S Customer 5696	\$ 4,947.56	\$ 5,041.04	1.89%	\$ 13,357.37	\$ 13,450.85	0.70%
MGS-S Customer 5697	\$ 11,630.42	\$ 11,830.21	1.72%	\$ 40,443.15	\$ 40,642.94	0.49%
MGS-S Customer 5698	\$ 4,097.02	\$ 4,177.22	1.96%	\$ 10,038.73	\$ 10,118.93	0.80%
MGS-S Customer 5699	\$ 3,454.99	\$ 3,531.08	2.20%	\$ 4,446.80	\$ 4,522.89	1.71%
MGS-S Customer 5700	\$ 4,458.59	\$ 4,542.99	1.89%	\$ 16,095.20	\$ 16,179.60	0.52%
MGS-S Customer 5701	\$ 2,972.98	\$ 3,030.03	1.92%	\$ 36,617.46	\$ 36,674.51	0.16%
MGS-S Customer 5702	\$ 4,509.68	\$ 4,600.42	2.01%	\$ 12,791.51	\$ 12,882.25	0.71%
MGS-S Customer 5703	\$ 2,979.51	\$ 3,041.65	2.09%	\$ 9,610.23	\$ 9,672.37	0.65%
MGS-S Customer 5704	\$ 4,201.64	\$ 4,288.54	2.07%	\$ 10,274.75	\$ 10,361.65	0.85%
MGS-S Customer 5705	\$ 4,580.09	\$ 4,666.96	1.90%	\$ 14,466.07	\$ 14,552.94	0.60%
MGS-S Customer 5706	\$ 63,030.21	\$ 64,034.48	1.59%	\$ 116,231.37	\$ 117,235.64	0.86%
MGS-S Customer 5707	\$ 23,460.75	\$ 23,846.28	1.64%	\$ 69,668.97	\$ 70,054.51	0.55%
MGS-S Customer 5708	\$ 5,803.72	\$ 5,910.23	1.84%	\$ 17,262.31	\$ 17,368.82	0.62%
MGS-S Customer 5709	\$ 898.93	\$ 933.24	3.82%	\$ 1,314.05	\$ 1,348.36	2.61%
MGS-S Customer 5710	\$ 4,980.40	\$ 5,074.00	1.88%	\$ 13,971.47	\$ 14,065.07	0.67%
MGS-S Customer 5711	\$ 2,414.51	\$ 2,472.90	2.42%	\$ 6,755.39	\$ 6,813.78	0.86%
MGS-S Customer 5712	\$ 3,545.76	\$ 3,615.59	1.97%	\$ 13,636.95	\$ 13,706.79	0.51%
MGS-S Customer 5713	\$ 18,358.31	\$ 18,661.70	1.65%	\$ 41,626.97	\$ 41,930.35	0.73%
MGS-S Customer 5714	\$ 6,363.36	\$ 6,484.86	1.91%	\$ 13,721.94	\$ 13,843.44	0.89%
MGS-S Customer 5715	\$ 5,470.17	\$ 5,577.14	1.96%	\$ 14,316.69	\$ 14,423.66	0.75%
MGS-S Customer 5716	\$ 4,450.64	\$ 4,539.04	1.99%	\$ 16,266.42	\$ 16,354.82	0.54%
MGS-S Customer 5717	\$ 5,602.75	\$ 5,702.05	1.77%	\$ 28,652.36	\$ 28,751.66	0.35%

Customer	Delivery 7/22 Prices	Delivery 8/23 Prices	Delivery % Difference	Bundled 7/22 Prices	Bundled 8/23 Prices	Bundled % Difference
MGS-S Customer 5718	\$ 7,513.14	\$ 7,651.54	1.84%	\$ 20,205.09	\$ 20,343.49	0.68%
MGS-S Customer 5719	\$ 600.12	\$ 629.76	4.94%	\$ 600.12	\$ 629.76	4.94%
MGS-S Customer 5720	\$ 4,876.19	\$ 4,969.42	1.91%	\$ 10,700.10	\$ 10,793.32	0.87%
MGS-S Customer 5721	\$ 3,768.68	\$ 3,848.03	2.11%	\$ 10,542.23	\$ 10,621.58	0.75%
MGS-S Customer 5722	\$ 461.04	\$ 483.84	4.95%	\$ 461.04	\$ 483.84	4.95%
MGS-S Customer 5723	\$ 38,125.92	\$ 38,730.15	1.58%	\$ 153,751.61	\$ 154,355.84	0.39%
MGS-S Customer 5724	\$ 10,627.76	\$ 10,822.91	1.84%	\$ 12,533.68	\$ 12,728.83	1.56%
MGS-S Customer 5725	\$ 11,244.30	\$ 11,439.74	1.74%	\$ 36,782.23	\$ 36,977.67	0.53%
MGS-S Customer 5726	\$ 7,061.37	\$ 7,189.95	1.82%	\$ 18,268.35	\$ 18,396.93	0.70%
MGS-S Customer 5727	\$ 4,386.56	\$ 4,473.22	1.98%	\$ 10,186.35	\$ 10,273.02	0.85%
MGS-S Customer 5728	\$ 4,020.92	\$ 4,104.28	2.07%	\$ 11,000.83	\$ 11,084.19	0.76%
MGS-S Customer 5729	\$ 12,015.09	\$ 12,224.82	1.75%	\$ 27,125.31	\$ 27,335.05	0.77%
MGS-S Customer 5730	\$ 3,677.27	\$ 3,754.36	2.10%	\$ 12,489.28	\$ 12,566.37	0.62%
MGS-S Customer 5731	\$ 3,816.94	\$ 3,897.72	2.12%	\$ 9,681.18	\$ 9,761.96	0.83%
MGS-S Customer 5732	\$ 2,965.00	\$ 3,031.80	2.25%	\$ 7,876.17	\$ 7,942.97	0.85%
MGS-S Customer 5733	\$ 5,987.00	\$ 6,100.93	1.90%	\$ 19,799.19	\$ 19,913.12	0.58%
MGS-S Customer 5734	\$ 5,100.72	\$ 5,202.54	2.00%	\$ 11,005.41	\$ 11,107.23	0.93%
MGS-S Customer 5735	\$ 20,515.51	\$ 20,852.05	1.64%	\$ 78,460.90	\$ 78,797.44	0.43%
MGS-S Customer 5736	\$ 4,750.01	\$ 4,841.36	1.92%	\$ 11,396.61	\$ 11,487.96	0.80%
MGS-S Customer 5737	\$ 24,662.05	\$ 25,061.30	1.62%	\$ 93,220.25	\$ 93,619.50	0.43%
MGS-S Customer 5738	\$ 5,992.78	\$ 6,106.86	1.90%	\$ 19,074.03	\$ 19,188.11	0.60%
MGS-S Customer 5739	\$ 5,665.99	\$ 5,773.80	1.90%	\$ 20,102.17	\$ 20,209.99	0.54%
MGS-S Customer 5740	\$ 9,332.96	\$ 9,503.85	1.83%	\$ 14,168.02	\$ 14,338.92	1.21%
MGS-S Customer 5741	\$ 13,173.99	\$ 13,395.83	1.68%	\$ 48,559.16	\$ 48,781.00	0.46%
MGS-S Customer 5742	\$ 6,354.77	\$ 6,474.19	1.88%	\$ 18,548.98	\$ 18,668.41	0.64%
MGS-S Customer 5743	\$ 5,733.54	\$ 5,839.20	1.84%	\$ 11,907.66	\$ 12,013.32	0.89%
MGS-S Customer 5744	\$ 4,578.52	\$ 4,670.25	2.00%	\$ 13,810.34	\$ 13,902.07	0.66%
MGS-S Customer 5745	\$ 4,415.64	\$ 4,505.62	2.04%	\$ 11,203.13	\$ 11,293.11	0.80%
MGS-S Customer 5746	\$ 13,290.82	\$ 13,515.54	1.69%	\$ 52,762.06	\$ 52,986.78	0.43%
MGS-S Customer 5747	\$ 3,497.56	\$ 3,572.98	2.16%	\$ 8,598.29	\$ 8,673.71	0.88%
MGS-S Customer 5748	\$ 2,726.19	\$ 2,790.12	2.35%	\$ 5,450.24	\$ 5,514.17	1.17%
MGS-S Customer 5749	\$ 5,498.81	\$ 5,606.02	1.95%	\$ 14,185.71	\$ 14,292.92	0.76%
MGS-S Customer 5750	\$ 3,517.46	\$ 3,592.21	2.13%	\$ 9,055.24	\$ 9,130.00	0.83%
MGS-S Customer 5751	\$ 4,114.75	\$ 4,198.39	2.03%	\$ 15,248.15	\$ 15,331.78	0.55%
MGS-S Customer 5752	\$ 9,933.26	\$ 10,101.66	1.70%	\$ 39,980.04	\$ 40,148.43	0.42%
MGS-S Customer 5753	\$ 3,995.32	\$ 4,072.86	1.94%	\$ 13,456.92	\$ 13,534.46	0.58%
MGS-S Customer 5754	\$ 2,820.09	\$ 2,884.34	2.28%	\$ 8,012.35	\$ 8,076.60	0.80%
MGS-S Customer 5755	\$ 3,712.83	\$ 3,786.79	1.99%	\$ 10,780.49	\$ 10,854.45	0.69%
MGS-S Customer 5756	\$ 34,560.42	\$ 35,092.71	1.54%	\$ 194,538.70	\$ 195,070.98	0.27%
MGS-S Customer 5757	\$ 8,800.51	\$ 8,959.11	1.80%	\$ 27,311.22	\$ 27,469.82	0.58%

Customer	Delivery 7/22 Prices	Delivery 8/23 Prices	Delivery % Difference	Bundled 7/22 Prices	Bundled 8/23 Prices	Bundled % Difference
MGS-S Customer 5758	\$ 14,055.77	\$ 14,299.95	1.74%	\$ 30,068.23	\$ 30,312.40	0.81%
MGS-S Customer 5759	\$ 18,372.68	\$ 18,674.70	1.64%	\$ 75,943.29	\$ 76,245.31	0.40%
MGS-S Customer 5760	\$ 5,123.55	\$ 5,218.57	1.85%	\$ 17,230.36	\$ 17,325.38	0.55%
MGS-S Customer 5761	\$ 4,133.99	\$ 4,214.80	1.95%	\$ 10,558.92	\$ 10,639.73	0.77%
MGS-S Customer 5762	\$ 7,347.95	\$ 7,480.03	1.80%	\$ 18,038.23	\$ 18,170.31	0.73%
MGS-S Customer 5763	\$ 3,703.17	\$ 3,781.71	2.12%	\$ 9,623.74	\$ 9,702.28	0.82%
MGS-S Customer 5764	\$ 6,168.57	\$ 6,285.25	1.89%	\$ 19,154.86	\$ 19,271.54	0.61%
MGS-S Customer 5765	\$ 4,367.84	\$ 4,457.09	2.04%	\$ 10,312.98	\$ 10,402.23	0.87%
MGS-S Customer 5766	\$ 4,298.85	\$ 4,385.33	2.01%	\$ 14,907.09	\$ 14,993.57	0.58%
MGS-S Customer 5767	\$ 6,166.81	\$ 6,276.79	1.78%	\$ 24,066.67	\$ 24,176.65	0.46%
MGS-S Customer 5768	\$ 3,439.65	\$ 3,512.10	2.11%	\$ 14,389.99	\$ 14,462.44	0.50%
MGS-S Customer 5769	\$ 3,113.93	\$ 3,182.16	2.19%	\$ 10,798.28	\$ 10,866.51	0.63%
MGS-S Customer 5770	\$ 3,950.81	\$ 4,028.37	1.96%	\$ 11,545.00	\$ 11,622.56	0.67%
MGS-S Customer 5771	\$ 4,340.75	\$ 4,424.16	1.92%	\$ 14,272.43	\$ 14,355.84	0.58%
MGS-S Customer 5772	\$ 18,482.49	\$ 18,784.31	1.63%	\$ 81,684.01	\$ 81,985.83	0.37%
MGS-S Customer 5773	\$ 4,145.50	\$ 4,231.87	2.08%	\$ 8,660.06	\$ 8,746.43	1.00%
MGS-S Customer 5774	\$ 4,090.74	\$ 4,175.13	2.06%	\$ 10,185.68	\$ 10,270.07	0.83%
MGS-S Customer 5775	\$ 2,881.18	\$ 2,943.03	2.15%	\$ 7,310.04	\$ 7,371.89	0.85%
MGS-S Customer 5776	\$ 3,184.08	\$ 3,247.74	2.00%	\$ 14,496.76	\$ 14,560.41	0.44%
MGS-S Customer 5777	\$ 15,915.23	\$ 16,181.03	1.67%	\$ 62,333.70	\$ 62,599.50	0.43%
MGS-S Customer 5778	\$ 2,453.04	\$ 2,507.81	2.23%	\$ 5,852.05	\$ 5,906.81	0.94%
MGS-S Customer 5779	\$ 4,312.90	\$ 4,400.54	2.03%	\$ 13,124.22	\$ 13,211.87	0.67%
MGS-S Customer 5780	\$ 5,218.97	\$ 5,320.38	1.94%	\$ 17,216.42	\$ 17,317.84	0.59%
MGS-S Customer 5781	\$ 1,710.29	\$ 1,752.51	2.47%	\$ 4,892.08	\$ 4,934.30	0.86%
MGS-S Customer 5782	\$ 6,901.87	\$ 7,028.19	1.83%	\$ 13,602.29	\$ 13,728.61	0.93%
MGS-S Customer 5783	\$ 43,386.33	\$ 44,069.58	1.57%	\$ 183,546.71	\$ 184,229.96	0.37%
MGS-S Customer 5784	\$ 4,339.63	\$ 4,424.80	1.96%	\$ 11,028.97	\$ 11,114.14	0.77%
MGS-S Customer 5785	\$ 9,091.08	\$ 9,251.82	1.77%	\$ 34,759.27	\$ 34,920.01	0.46%
MGS-S Customer 5786	\$ 4,001.22	\$ 4,083.20	2.05%	\$ 13,663.36	\$ 13,745.34	0.60%
MGS-S Customer 5787	\$ 3,797.94	\$ 3,875.21	2.03%	\$ 8,412.02	\$ 8,489.29	0.92%
MGS-S Customer 5788	\$ 10,355.94	\$ 10,537.63	1.75%	\$ 33,181.71	\$ 33,363.40	0.55%
MGS-S Customer 5789	\$ 4,599.71	\$ 4,692.36	2.01%	\$ 12,671.76	\$ 12,764.40	0.73%
MGS-S Customer 5790	\$ 3,738.96	\$ 3,811.56	1.94%	\$ 15,447.33	\$ 15,519.93	0.47%
MGS-S Customer 5791	\$ 5,888.30	\$ 6,000.38	1.90%	\$ 18,853.34	\$ 18,965.42	0.59%
MGS-S Customer 5792	\$ 13,185.32	\$ 13,406.76	1.68%	\$ 57,067.14	\$ 57,288.58	0.39%
MGS-S Customer 5793	\$ 12,751.40	\$ 12,968.98	1.71%	\$ 48,446.92	\$ 48,664.49	0.45%
MGS-S Customer 5794	\$ 4,977.04	\$ 5,075.40	1.98%	\$ 14,195.95	\$ 14,294.31	0.69%
MGS-S Customer 5795	\$ 3,941.21	\$ 4,023.82	2.10%	\$ 9,476.14	\$ 9,558.75	0.87%
MGS-S Customer 5796	\$ 11,915.07	\$ 12,121.34	1.73%	\$ 38,003.75	\$ 38,210.02	0.54%
MGS-S Customer 5797	\$ 12,677.95	\$ 12,895.52	1.72%	\$ 46,490.85	\$ 46,708.42	0.47%

Customer	Delivery 7/22 Prices	Delivery 8/23 Prices	Delivery % Difference	Bundled 7/22 Prices	Bundled 8/23 Prices	Bundled % Difference
MGS-S Customer 5798	\$ 5,890.28	\$ 6,002.55	1.91%	\$ 17,672.69	\$ 17,784.96	0.64%
MGS-S Customer 5799	\$ 3,539.50	\$ 3,611.02	2.02%	\$ 9,489.21	\$ 9,560.73	0.75%
MGS-S Customer 5800	\$ 4,503.34	\$ 4,592.01	1.97%	\$ 19,349.16	\$ 19,437.83	0.46%
MGS-S Customer 5801	\$ 14,641.61	\$ 14,893.15	1.72%	\$ 40,110.98	\$ 40,362.52	0.63%
MGS-S Customer 5802	\$ 2,596.09	\$ 2,653.75	2.22%	\$ 5,438.97	\$ 5,496.63	1.06%
MGS-S Customer 5803	\$ 3,534.14	\$ 3,604.96	2.00%	\$ 10,351.68	\$ 10,422.50	0.68%
MGS-S Customer 5804	\$ 3,985.11	\$ 4,068.76	2.10%	\$ 8,034.61	\$ 8,118.26	1.04%
MGS-S Customer 5805	\$ 8,013.66	\$ 8,159.32	1.82%	\$ 24,741.41	\$ 24,887.06	0.59%
MGS-S Customer 5806	\$ 5,731.82	\$ 5,840.84	1.90%	\$ 20,006.21	\$ 20,115.23	0.54%
MGS-S Customer 5807	\$ 6,272.40	\$ 6,394.01	1.94%	\$ 9,663.75	\$ 9,785.36	1.26%
MGS-S Customer 5808	\$ 6,288.47	\$ 6,407.60	1.89%	\$ 18,112.48	\$ 18,231.60	0.66%
MGS-S Customer 5809	\$ 5,026.08	\$ 5,118.92	1.85%	\$ 20,005.02	\$ 20,097.86	0.46%
MGS-S Customer 5810	\$ 3,374.19	\$ 3,444.47	2.08%	\$ 8,145.15	\$ 8,215.44	0.86%
MGS-S Customer 5811	\$ 3,931.93	\$ 4,012.73	2.05%	\$ 13,517.51	\$ 13,598.31	0.60%
MGS-S Customer 5812	\$ 6,832.14	\$ 6,958.36	1.85%	\$ 23,359.24	\$ 23,485.46	0.54%
MGS-S Customer 5813	\$ 9,158.90	\$ 9,323.00	1.79%	\$ 26,024.21	\$ 26,188.32	0.63%
MGS-S Customer 5814	\$ 9,772.98	\$ 9,943.48	1.74%	\$ 37,002.01	\$ 37,172.51	0.46%
MGS-S Customer 5815	\$ 8,222.72	\$ 8,372.11	1.82%	\$ 23,928.72	\$ 24,078.11	0.62%
MGS-S Customer 5816	\$ 4,872.70	\$ 4,968.28	1.96%	\$ 15,631.77	\$ 15,727.35	0.61%
MGS-S Customer 5817	\$ 15,334.96	\$ 15,590.92	1.67%	\$ 60,894.17	\$ 61,150.13	0.42%
MGS-S Customer 5818	\$ 2,882.95	\$ 2,943.47	2.10%	\$ 7,784.18	\$ 7,844.70	0.78%
MGS-S Customer 5819	\$ 21,699.61	\$ 22,053.31	1.63%	\$ 79,562.73	\$ 79,916.43	0.44%
MGS-S Customer 5820	\$ 2,900.25	\$ 2,965.65	2.25%	\$ 8,362.05	\$ 8,427.45	0.78%
MGS-S Customer 5821	\$ 5,739.89	\$ 5,847.56	1.88%	\$ 24,465.65	\$ 24,573.32	0.44%
MGS-S Customer 5822	\$ 6,906.83	\$ 7,030.48	1.79%	\$ 20,752.05	\$ 20,875.69	0.60%
MGS-S Customer 5823	\$ 5,390.81	\$ 5,496.49	1.96%	\$ 12,767.68	\$ 12,873.35	0.83%
MGS-S Customer 5824	\$ 4,441.09	\$ 4,532.77	2.06%	\$ 8,565.66	\$ 8,657.35	1.07%
MGS-S Customer 5825	\$ 3,494.23	\$ 3,564.29	2.01%	\$ 10,194.65	\$ 10,264.71	0.69%
MGS-S Customer 5826	\$ 21,360.79	\$ 21,708.99	1.63%	\$ 86,888.72	\$ 87,236.92	0.40%
MGS-S Customer 5827	\$ 6,978.09	\$ 7,106.23	1.84%	\$ 25,402.54	\$ 25,530.67	0.50%
MGS-S Customer 5828	\$ 4,702.96	\$ 4,793.56	1.93%	\$ 9,550.02	\$ 9,640.62	0.95%
MGS-S Customer 5829	\$ 9,005.91	\$ 9,160.66	1.72%	\$ 32,532.79	\$ 32,687.55	0.48%
MGS-S Customer 5830	\$ 6,376.13	\$ 6,495.60	1.87%	\$ 20,110.62	\$ 20,230.09	0.59%
MGS-S Customer 5831	\$ 20,228.60	\$ 20,563.25	1.65%	\$ 74,572.40	\$ 74,907.05	0.45%
MGS-S Customer 5832	\$ 7,796.14	\$ 7,935.90	1.79%	\$ 23,907.32	\$ 24,047.08	0.58%
MGS-S Customer 5833	\$ 9,547.92	\$ 9,714.39	1.74%	\$ 38,310.48	\$ 38,476.95	0.43%
MGS-S Customer 5834	\$ 1,708.70	\$ 1,750.07	2.42%	\$ 6,267.59	\$ 6,308.96	0.66%
MGS-S Customer 5835	\$ 9,116.69	\$ 9,281.52	1.81%	\$ 21,596.57	\$ 21,761.40	0.76%
MGS-S Customer 5836	\$ 3,346.87	\$ 3,416.88	2.09%	\$ 7,242.24	\$ 7,312.24	0.97%
MGS-S Customer 5837	\$ 13,853.05	\$ 14,087.48	1.69%	\$ 51,370.04	\$ 51,604.47	0.46%

Customer	Delivery 7/22 Prices	Delivery 8/23 Prices	Delivery % Difference	Bundled 7/22 Prices	Bundled 8/23 Prices	Bundled % Difference
MGS-S Customer 5838	\$ 5,223.68	\$ 5,321.77	1.88%	\$ 15,141.77	\$ 15,239.86	0.65%
MGS-S Customer 5839	\$ 5,221.66	\$ 5,321.97	1.92%	\$ 11,761.08	\$ 11,861.39	0.85%
MGS-S Customer 5840	\$ 4,664.00	\$ 4,757.05	2.00%	\$ 13,991.34	\$ 14,084.39	0.67%
MGS-S Customer 5841	\$ 4,984.45	\$ 5,082.14	1.96%	\$ 15,595.08	\$ 15,692.78	0.63%
MGS-S Customer 5842	\$ 4,582.19	\$ 4,674.64	2.02%	\$ 12,100.73	\$ 12,193.19	0.76%
MGS-S Customer 5843	\$ 4,354.61	\$ 4,438.08	1.92%	\$ 13,852.09	\$ 13,935.56	0.60%
MGS-S Customer 5844	\$ 14,864.62	\$ 15,112.25	1.67%	\$ 59,061.81	\$ 59,309.44	0.42%
MGS-S Customer 5845	\$ 3,167.59	\$ 3,232.74	2.06%	\$ 9,005.77	\$ 9,070.93	0.72%
MGS-S Customer 5846	\$ 4,918.15	\$ 5,011.22	1.89%	\$ 11,929.94	\$ 12,023.01	0.78%
MGS-S Customer 5847	\$ 7,398.47	\$ 7,533.84	1.83%	\$ 25,367.57	\$ 25,502.94	0.53%
MGS-S Customer 5848	\$ 6,002.59	\$ 6,116.02	1.89%	\$ 19,298.31	\$ 19,411.74	0.59%
MGS-S Customer 5849	\$ 2,820.02	\$ 2,883.27	2.24%	\$ 9,681.44	\$ 9,744.69	0.65%
MGS-S Customer 5850	\$ 4,324.99	\$ 4,414.49	2.07%	\$ 9,138.12	\$ 9,227.62	0.98%
MGS-S Customer 5851	\$ 9,353.31	\$ 9,515.84	1.74%	\$ 40,976.93	\$ 41,139.45	0.40%
MGS-S Customer 5852	\$ 3,003.35	\$ 3,070.21	2.23%	\$ 9,663.78	\$ 9,730.64	0.69%
MGS-S Customer 5853	\$ 7,707.92	\$ 7,848.10	1.82%	\$ 25,111.53	\$ 25,251.71	0.56%
MGS-S Customer 5854	\$ 4,631.75	\$ 4,720.30	1.91%	\$ 13,150.10	\$ 13,238.66	0.67%
MGS-S Customer 5855	\$ 4,622.58	\$ 4,715.06	2.00%	\$ 14,217.30	\$ 14,309.78	0.65%
MGS-S Customer 5856	\$ 6,853.25	\$ 6,979.37	1.84%	\$ 18,988.06	\$ 19,114.17	0.66%
MGS-S Customer 5857	\$ 42,543.62	\$ 43,198.15	1.54%	\$ 228,912.23	\$ 229,566.76	0.29%
MGS-S Customer 5858	\$ 4,058.03	\$ 4,142.61	2.08%	\$ 9,188.13	\$ 9,272.71	0.92%
MGS-S Customer 5859	\$ 10,342.39	\$ 10,523.85	1.75%	\$ 34,691.63	\$ 34,873.09	0.52%
MGS-S Customer 5860	\$ 1,910.89	\$ 1,961.03	2.62%	\$ 5,302.24	\$ 5,352.38	0.95%
MGS-S Customer 5861	\$ 12,009.47	\$ 12,216.24	1.72%	\$ 41,160.42	\$ 41,367.19	0.50%
MGS-S Customer 5862	\$ 4,548.54	\$ 4,640.77	2.03%	\$ 12,058.52	\$ 12,150.75	0.76%
MGS-S Customer 5863	\$ 14,053.30	\$ 14,292.73	1.70%	\$ 46,760.13	\$ 46,999.56	0.51%
MGS-S Customer 5864	\$ 20,584.07	\$ 20,927.56	1.67%	\$ 64,068.25	\$ 64,411.74	0.54%
MGS-S Customer 5865	\$ 10,545.74	\$ 10,729.78	1.75%	\$ 35,528.35	\$ 35,712.39	0.52%
MGS-S Customer 5866	\$ 57,066.67	\$ 57,962.01	1.57%	\$ 233,617.75	\$ 234,513.09	0.38%
MGS-S Customer 5867	\$ 5,324.05	\$ 5,420.58	1.81%	\$ 23,225.86	\$ 23,322.38	0.42%
MGS-S Customer 5868	\$ 13,552.53	\$ 13,780.64	1.68%	\$ 55,053.09	\$ 55,281.20	0.41%
MGS-S Customer 5869	\$ 9,914.92	\$ 10,092.41	1.79%	\$ 17,465.47	\$ 17,642.95	1.02%
MGS-S Customer 5870	\$ 6,256.86	\$ 6,372.44	1.85%	\$ 13,601.72	\$ 13,717.31	0.85%
MGS-S Customer 5871	\$ 3,289.91	\$ 3,356.79	2.03%	\$ 10,336.89	\$ 10,403.77	0.65%
MGS-S Customer 5872	\$ 20,713.08	\$ 21,049.06	1.62%	\$ 90,761.28	\$ 91,097.26	0.37%
MGS-S Customer 5873	\$ 2,876.26	\$ 2,937.43	2.13%	\$ 7,522.56	\$ 7,583.73	0.81%
MGS-S Customer 5874	\$ 8,094.84	\$ 8,240.24	1.80%	\$ 29,974.05	\$ 30,119.45	0.49%
MGS-S Customer 5875	\$ 5,857.23	\$ 5,971.01	1.94%	\$ 9,952.44	\$ 10,066.22	1.14%
MGS-S Customer 5876	\$ 7,587.00	\$ 7,726.59	1.84%	\$ 22,835.03	\$ 22,974.62	0.61%
MGS-S Customer 5877	\$ 33,757.38	\$ 34,306.26	1.63%	\$ 97,900.44	\$ 98,449.31	0.56%

Customer	Delivery 7/22 Prices	Delivery 8/23 Prices	Delivery % Difference	Bundled 7/22 Prices	Bundled 8/23 Prices	Bundled % Difference
MGS-S Customer 5878	\$ 10,451.67	\$ 10,636.66	1.77%	\$ 26,119.51	\$ 26,304.49	0.71%
MGS-S Customer 5879	\$ 4,732.39	\$ 4,826.55	1.99%	\$ 13,836.92	\$ 13,931.08	0.68%
MGS-S Customer 5880	\$ 8,998.29	\$ 9,162.48	1.82%	\$ 17,722.09	\$ 17,886.28	0.93%
MGS-S Customer 5881	\$ 11,698.73	\$ 11,901.62	1.73%	\$ 36,434.53	\$ 36,637.42	0.56%
MGS-S Customer 5882	\$ 5,378.51	\$ 5,482.32	1.93%	\$ 18,358.87	\$ 18,462.67	0.57%
MGS-S Customer 5883	\$ 15,645.20	\$ 15,907.37	1.68%	\$ 59,403.61	\$ 59,665.78	0.44%
MGS-S Customer 5884	\$ 4,779.14	\$ 4,873.70	1.98%	\$ 15,565.63	\$ 15,660.19	0.61%
MGS-S Customer 5885	\$ 8,283.44	\$ 8,439.46	1.88%	\$ 11,968.45	\$ 12,124.46	1.30%
MGS-S Customer 5886	\$ 2,437.41	\$ 2,495.70	2.39%	\$ 5,196.53	\$ 5,254.82	1.12%
MGS-S Customer 5887	\$ 11,595.18	\$ 11,795.57	1.73%	\$ 32,116.93	\$ 32,317.32	0.62%
MGS-S Customer 5888	\$ 7,118.68	\$ 7,247.17	1.80%	\$ 30,978.99	\$ 31,107.48	0.41%
MGS-S Customer 5889	\$ 9,990.24	\$ 10,167.40	1.77%	\$ 27,714.82	\$ 27,891.98	0.64%
MGS-S Customer 5890	\$ 5,164.78	\$ 5,265.16	1.94%	\$ 18,046.07	\$ 18,146.45	0.56%
MGS-S Customer 5891	\$ 8,458.27	\$ 8,610.85	1.80%	\$ 26,667.33	\$ 26,819.91	0.57%
MGS-S Customer 5892	\$ 41,436.28	\$ 42,089.72	1.58%	\$ 163,387.61	\$ 164,041.05	0.40%
MGS-S Customer 5893	\$ 4,760.96	\$ 4,855.02	1.98%	\$ 14,532.78	\$ 14,626.85	0.65%
MGS-S Customer 5894	\$ 2,643.91	\$ 2,703.47	2.25%	\$ 3,044.52	\$ 3,104.08	1.96%
MGS-S Customer 5895	\$ 7,061.44	\$ 7,190.52	1.83%	\$ 26,685.31	\$ 26,814.39	0.48%
MGS-S Customer 5896	\$ 5,428.89	\$ 5,534.49	1.95%	\$ 15,876.70	\$ 15,982.30	0.67%
MGS-S Customer 5897	\$ 26,266.10	\$ 26,687.23	1.60%	\$ 97,200.98	\$ 97,622.11	0.43%
MGS-S Customer 5898	\$ 8,299.38	\$ 8,449.68	1.81%	\$ 25,510.92	\$ 25,661.22	0.59%
MGS-S Customer 5899	\$ 5,613.82	\$ 5,717.35	1.84%	\$ 17,355.56	\$ 17,459.08	0.60%
MGS-S Customer 5900	\$ 6,785.25	\$ 6,814.89	0.44%	\$ 288,050.41	\$ 288,080.05	0.01%
MGS-S Customer 5901	\$ 7,561.25	\$ 7,697.95	1.81%	\$ 28,542.92	\$ 28,679.62	0.48%
MGS-S Customer 5902	\$ 4,779.27	\$ 4,875.61	2.02%	\$ 10,569.93	\$ 10,666.26	0.91%
MGS-S Customer 5903	\$ 42,730.05	\$ 43,425.60	1.63%	\$ 118,953.05	\$ 119,648.61	0.58%
MGS-S Customer 5904	\$ 4,587.61	\$ 4,680.46	2.02%	\$ 10,661.87	\$ 10,754.72	0.87%
MGS-S Customer 5905	\$ 6,038.60	\$ 6,153.64	1.91%	\$ 15,988.68	\$ 16,103.72	0.72%
MGS-S Customer 5906	\$ 4,519.71	\$ 4,607.32	1.94%	\$ 9,145.10	\$ 9,232.71	0.96%
MGS-S Customer 5907	\$ 6,921.26	\$ 7,050.86	1.87%	\$ 17,716.89	\$ 17,846.49	0.73%
MGS-S Customer 5908	\$ 4,547.11	\$ 4,638.74	2.02%	\$ 12,639.15	\$ 12,730.78	0.72%
MGS-S Customer 5909	\$ 9,112.23	\$ 9,274.01	1.78%	\$ 29,524.29	\$ 29,686.07	0.55%
MGS-S Customer 5910	\$ 4,283.15	\$ 4,366.04	1.94%	\$ 12,281.27	\$ 12,364.15	0.67%
MGS-S Customer 5911	\$ 3,833.79	\$ 3,910.06	1.99%	\$ 9,904.39	\$ 9,980.66	0.77%
MGS-S Customer 5912	\$ 4,397.80	\$ 4,483.62	1.95%	\$ 9,450.43	\$ 9,536.25	0.91%
MGS-S Customer 5913	\$ 9,248.52	\$ 9,405.61	1.70%	\$ 39,862.04	\$ 40,019.13	0.39%
MGS-S Customer 5914	\$ 18,671.11	\$ 18,982.75	1.67%	\$ 60,253.95	\$ 60,565.58	0.52%
MGS-S Customer 5915	\$ 15,296.22	\$ 15,560.05	1.72%	\$ 31,786.75	\$ 32,050.58	0.83%
MGS-S Customer 5916	\$ 5,833.77	\$ 5,944.83	1.90%	\$ 18,649.59	\$ 18,760.64	0.60%
MGS-S Customer 5917	\$ 3,844.83	\$ 3,919.76	1.95%	\$ 14,267.73	\$ 14,342.66	0.53%

Customer	Delivery 7/22 Prices	Delivery 8/23 Prices	Delivery % Difference	Bundled 7/22 Prices	Bundled 8/23 Prices	Bundled % Difference
MGS-S Customer 5918	\$ 8,531.69	\$ 8,683.63	1.78%	\$ 32,180.27	\$ 32,332.21	0.47%
MGS-S Customer 5919	\$ 5,241.69	\$ 5,343.13	1.94%	\$ 16,430.85	\$ 16,532.29	0.62%
MGS-S Customer 5920	\$ 5,456.65	\$ 5,564.16	1.97%	\$ 12,659.83	\$ 12,767.34	0.85%
MGS-S Customer 5921	\$ 3,861.19	\$ 3,938.46	2.00%	\$ 7,837.57	\$ 7,914.84	0.99%
MGS-S Customer 5922	\$ 26,221.70	\$ 26,646.25	1.62%	\$ 100,429.09	\$ 100,853.65	0.42%
MGS-S Customer 5923	\$ 3,971.24	\$ 4,048.24	1.94%	\$ 13,847.28	\$ 13,924.28	0.56%
MGS-S Customer 5924	\$ 11,290.34	\$ 11,487.97	1.75%	\$ 27,364.95	\$ 27,562.58	0.72%
MGS-S Customer 5925	\$ 2,754.23	\$ 2,817.52	2.30%	\$ 8,107.71	\$ 8,171.00	0.78%
MGS-S Customer 5926	\$ 48,652.84	\$ 49,441.82	1.62%	\$ 128,591.70	\$ 129,380.68	0.61%
MGS-S Customer 5927	\$ 2,965.21	\$ 3,031.39	2.23%	\$ 9,854.51	\$ 9,920.69	0.67%
MGS-S Customer 5928	\$ 17,643.49	\$ 17,932.38	1.64%	\$ 79,501.27	\$ 79,790.16	0.36%
MGS-S Customer 5929	\$ 10,545.46	\$ 10,728.74	1.74%	\$ 40,521.05	\$ 40,704.33	0.45%
MGS-S Customer 5930	\$ 1,899.57	\$ 1,944.90	2.39%	\$ 5,192.53	\$ 5,237.86	0.87%
MGS-S Customer 5931	\$ 5,106.65	\$ 5,207.49	1.97%	\$ 14,323.16	\$ 14,424.00	0.70%
MGS-S Customer 5932	\$ 19,710.91	\$ 20,025.58	1.60%	\$ 103,440.69	\$ 103,755.37	0.30%
MGS-S Customer 5933	\$ 5,797.26	\$ 5,906.72	1.89%	\$ 21,229.14	\$ 21,338.60	0.52%
MGS-S Customer 5934	\$ 2,215.46	\$ 2,269.89	2.46%	\$ 5,862.76	\$ 5,917.19	0.93%
MGS-S Customer 5935	\$ 3,099.52	\$ 3,168.92	2.24%	\$ 8,498.48	\$ 8,567.88	0.82%
MGS-S Customer 5936	\$ 5,352.20	\$ 5,456.74	1.95%	\$ 14,854.37	\$ 14,958.91	0.70%
MGS-S Customer 5937	\$ 4,928.91	\$ 5,021.94	1.89%	\$ 13,397.91	\$ 13,490.93	0.69%
MGS-S Customer 5938	\$ 4,503.65	\$ 4,592.34	1.97%	\$ 11,044.11	\$ 11,132.79	0.80%
MGS-S Customer 5939	\$ 3,834.74	\$ 3,912.35	2.02%	\$ 9,054.30	\$ 9,131.91	0.86%
MGS-S Customer 5940	\$ 3,224.88	\$ 3,292.94	2.11%	\$ 6,689.36	\$ 6,757.41	1.02%
MGS-S Customer 5941	\$ 18,394.71	\$ 18,698.83	1.65%	\$ 70,144.72	\$ 70,448.84	0.43%
MGS-S Customer 5942	\$ 2,811.85	\$ 2,872.61	2.16%	\$ 6,676.47	\$ 6,737.24	0.91%
MGS-S Customer 5943	\$ 4,322.82	\$ 4,411.21	2.04%	\$ 11,452.88	\$ 11,541.26	0.77%
MGS-S Customer 5944	\$ 7,927.23	\$ 8,072.43	1.83%	\$ 22,836.35	\$ 22,981.55	0.64%
MGS-S Customer 5945	\$ 6,897.88	\$ 7,025.56	1.85%	\$ 22,903.93	\$ 23,031.61	0.56%
MGS-S Customer 5946	\$ 54,153.00	\$ 55,015.90	1.59%	\$ 167,155.19	\$ 168,018.10	0.52%
MGS-S Customer 5947	\$ 12,567.34	\$ 12,786.88	1.75%	\$ 31,873.32	\$ 32,092.87	0.69%
MGS-S Customer 5948	\$ 4,201.10	\$ 4,282.55	1.94%	\$ 12,089.86	\$ 12,171.31	0.67%
MGS-S Customer 5949	\$ 2,734.95	\$ 2,792.45	2.10%	\$ 10,096.50	\$ 10,154.00	0.57%
MGS-S Customer 5950	\$ 7,286.92	\$ 7,421.81	1.85%	\$ 21,547.03	\$ 21,681.92	0.63%
MGS-S Customer 5951	\$ 13,638.81	\$ 13,870.40	1.70%	\$ 47,789.94	\$ 48,021.52	0.48%
MGS-S Customer 5952	\$ 3,003.63	\$ 3,069.41	2.19%	\$ 12,585.55	\$ 12,651.33	0.52%
MGS-S Customer 5953	\$ 5,061.61	\$ 5,161.21	1.97%	\$ 15,528.16	\$ 15,627.76	0.64%
MGS-S Customer 5954	\$ 8,456.88	\$ 8,610.44	1.82%	\$ 23,827.51	\$ 23,981.07	0.64%
MGS-S Customer 5955	\$ 4,580.87	\$ 4,672.90	2.01%	\$ 13,027.24	\$ 13,119.27	0.71%
MGS-S Customer 5956	\$ 40,887.65	\$ 41,534.89	1.58%	\$ 174,055.10	\$ 174,702.34	0.37%
MGS-S Customer 5957	\$ 7,272.74	\$ 7,399.40	1.74%	\$ 30,399.48	\$ 30,526.14	0.42%

Internal Use

Customer	Delivery 7/22 Prices	Delivery 8/23 Prices	Delivery % Difference	Bundled 7/22 Prices	Bundled 8/23 Prices	Bundled % Difference
MGS-S Customer 5958	\$ 4,686.77	\$ 4,776.93	1.92%	\$ 11,757.86	\$ 11,848.02	0.77%
MGS-S Customer 5959	\$ 1,954.21	\$ 2,000.39	2.36%	\$ 5,849.00	\$ 5,895.18	0.79%
MGS-S Customer 5960	\$ 4,743.91	\$ 4,833.57	1.89%	\$ 14,435.41	\$ 14,525.07	0.62%
MGS-S Customer 5961	\$ 5,232.93	\$ 5,333.91	1.93%	\$ 18,615.49	\$ 18,716.47	0.54%
MGS-S Customer 5962	\$ 3,979.04	\$ 4,061.92	2.08%	\$ 10,633.76	\$ 10,716.64	0.78%
MGS-S Customer 5963	\$ 9,134.32	\$ 9,295.59	1.77%	\$ 34,414.01	\$ 34,575.28	0.47%
MGS-S Customer 5964	\$ 5,078.16	\$ 5,178.54	1.98%	\$ 14,191.61	\$ 14,291.98	0.71%
MGS-S Customer 5965	\$ 10,730.51	\$ 10,918.30	1.75%	\$ 37,056.86	\$ 37,244.65	0.51%
MGS-S Customer 5966	\$ 4,679.93	\$ 4,773.92	2.01%	\$ 11,860.25	\$ 11,954.25	0.79%
MGS-S Customer 5967	\$ 3,418.27	\$ 3,488.29	2.05%	\$ 6,506.82	\$ 6,576.84	1.08%
MGS-S Customer 5968	\$ 5,724.32	\$ 5,829.41	1.84%	\$ 18,169.24	\$ 18,274.32	0.58%
MGS-S Customer 5969	\$ 2,279.12	\$ 2,334.02	2.41%	\$ 8,380.80	\$ 8,435.70	0.66%
MGS-S Customer 5970	\$ 4,039.87	\$ 4,121.58	2.02%	\$ 16,906.07	\$ 16,987.78	0.48%
MGS-S Customer 5971	\$ 5,443.66	\$ 5,548.69	1.93%	\$ 15,946.20	\$ 16,051.23	0.66%
MGS-S Customer 5972	\$ 4,766.03	\$ 4,860.44	1.98%	\$ 14,706.97	\$ 14,801.38	0.64%
MGS-S Customer 5973	\$ 8,382.15	\$ 8,530.47	1.77%	\$ 34,443.64	\$ 34,591.96	0.43%
MGS-S Customer 5974	\$ 6,676.92	\$ 6,796.24	1.79%	\$ 22,430.45	\$ 22,549.77	0.53%
MGS-S Customer 5975	\$ 10,626.67	\$ 10,813.57	1.76%	\$ 31,440.94	\$ 31,627.84	0.59%
MGS-S Customer 5976	\$ 7,411.44	\$ 7,548.10	1.84%	\$ 22,779.91	\$ 22,916.56	0.60%
MGS-S Customer 5977	\$ 8,919.03	\$ 9,080.33	1.81%	\$ 24,088.67	\$ 24,249.97	0.67%
MGS-S Customer 5978	\$ 7,121.21	\$ 7,247.27	1.77%	\$ 24,701.94	\$ 24,827.99	0.51%
MGS-S Customer 5979	\$ 9,242.74	\$ 9,407.80	1.79%	\$ 28,982.93	\$ 29,147.99	0.57%
MGS-S Customer 5980	\$ 6,262.09	\$ 6,381.16	1.90%	\$ 15,814.53	\$ 15,933.60	0.75%
MGS-S Customer 5981	\$ 3,321.13	\$ 3,388.72	2.04%	\$ 8,936.62	\$ 9,004.21	0.76%
MGS-S Customer 5982	\$ 4,705.78	\$ 4,800.35	2.01%	\$ 11,811.49	\$ 11,906.06	0.80%
MGS-S Customer 5983	\$ 5,543.42	\$ 5,652.37	1.97%	\$ 10,370.83	\$ 10,479.78	1.05%
MGS-S Customer 5984	\$ 3,567.30	\$ 3,643.71	2.14%	\$ 7,755.64	\$ 7,832.04	0.99%
MGS-S Customer 5985	\$ 3,511.60	\$ 3,586.58	2.14%	\$ 10,496.88	\$ 10,571.86	0.71%
MGS-S Customer 5986	\$ 5,635.66	\$ 5,741.40	1.88%	\$ 10,734.10	\$ 10,839.84	0.99%
MGS-S Customer 5987	\$ 5,478.69	\$ 5,580.31	1.85%	\$ 16,214.91	\$ 16,316.52	0.63%
MGS-S Customer 5988	\$ 15,580.29	\$ 15,844.60	1.70%	\$ 48,831.02	\$ 49,095.33	0.54%
MGS-S Customer 5989	\$ 11,767.81	\$ 11,973.16	1.75%	\$ 35,660.34	\$ 35,865.69	0.58%
MGS-S Customer 5990	\$ 14,012.36	\$ 14,251.22	1.70%	\$ 37,925.46	\$ 38,164.32	0.63%
MGS-S Customer 5991	\$ 15,059.02	\$ 15,313.19	1.69%	\$ 53,360.21	\$ 53,614.37	0.48%
MGS-S Customer 5992	\$ 4,437.27	\$ 4,521.89	1.91%	\$ 15,585.52	\$ 15,670.14	0.54%
MGS-S Customer 5993	\$ 2,930.75	\$ 2,992.86	2.12%	\$ 7,234.49	\$ 7,296.60	0.86%
MGS-S Customer 5994	\$ 20,497.91	\$ 20,838.50	1.66%	\$ 65,540.64	\$ 65,881.24	0.52%
MGS-S Customer 5995	\$ 3,053.60	\$ 3,116.58	2.06%	\$ 9,716.88	\$ 9,779.87	0.65%
MGS-S Customer 5996	\$ 11,517.07	\$ 11,720.79	1.77%	\$ 25,480.09	\$ 25,683.81	0.80%
MGS-S Customer 5997	\$ 7,003.61	\$ 7,132.48	1.84%	\$ 24,134.25	\$ 24,263.12	0.53%

Internal Use

Customer	Delivery 7/22 Prices	Delivery 8/23 Prices	Delivery % Difference	Bundled 7/22 Prices	Bundled 8/23 Prices	Bundled % Difference
MGS-S Customer 5998	\$ 11,319.86	\$ 11,515.67	1.73%	\$ 39,309.89	\$ 39,505.70	0.50%
MGS-S Customer 5999	\$ 12,199.52	\$ 12,412.24	1.74%	\$ 35,271.64	\$ 35,484.36	0.60%
MGS-S Customer 6000	\$ 3,598.19	\$ 3,669.82	1.99%	\$ 12,152.76	\$ 12,224.40	0.59%
MGS-S Customer 6001	\$ 9,405.49	\$ 9,573.36	1.78%	\$ 27,769.95	\$ 27,937.82	0.60%
MGS-S Customer 6002	\$ 37,304.10	\$ 37,892.35	1.58%	\$ 165,055.45	\$ 165,643.70	0.36%
MGS-S Customer 6003	\$ 4,510.61	\$ 4,600.87	2.00%	\$ 14,888.26	\$ 14,978.52	0.61%
MGS-S Customer 6004	\$ 5,331.03	\$ 5,434.44	1.94%	\$ 16,623.37	\$ 16,726.78	0.62%
MGS-S Customer 6005	\$ 7,445.19	\$ 7,579.63	1.81%	\$ 29,425.98	\$ 29,560.42	0.46%
MGS-S Customer 6006	\$ 4,720.73	\$ 4,809.93	1.89%	\$ 16,815.99	\$ 16,905.20	0.53%
MGS-S Customer 6007	\$ 4,167.85	\$ 4,254.77	2.09%	\$ 8,460.40	\$ 8,547.31	1.03%
MGS-S Customer 6008	\$ 3,974.17	\$ 4,058.43	2.12%	\$ 8,732.11	\$ 8,816.37	0.96%
MGS-S Customer 6009	\$ 3,309.37	\$ 3,378.16	2.08%	\$ 8,164.09	\$ 8,232.88	0.84%
MGS-S Customer 6010	\$ 23,922.75	\$ 24,310.51	1.62%	\$ 92,842.02	\$ 93,229.78	0.42%
MGS-S Customer 6011	\$ 67,775.12	\$ 68,850.45	1.59%	\$ 235,441.05	\$ 236,516.38	0.46%
MGS-S Customer 6012	\$ 3,869.56	\$ 3,949.87	2.08%	\$ 11,506.94	\$ 11,587.25	0.70%
MGS-S Customer 6013	\$ 2,390.46	\$ 2,444.26	2.25%	\$ 6,604.51	\$ 6,658.30	0.81%
MGS-S Customer 6014	\$ 10,291.16	\$ 10,460.18	1.64%	\$ 54,681.68	\$ 54,850.70	0.31%
MGS-S Customer 6015	\$ 5,900.08	\$ 6,010.65	1.87%	\$ 23,940.03	\$ 24,050.60	0.46%
MGS-S Customer 6016	\$ 6,339.65	\$ 6,458.51	1.87%	\$ 19,676.51	\$ 19,795.37	0.60%
MGS-S Customer 6017	\$ 5,607.30	\$ 5,712.23	1.87%	\$ 12,252.88	\$ 12,357.80	0.86%
MGS-S Customer 6018	\$ 8,184.30	\$ 8,333.44	1.82%	\$ 22,462.69	\$ 22,611.83	0.66%
MGS-S Customer 6019	\$ 5,319.64	\$ 5,422.78	1.94%	\$ 16,942.77	\$ 17,045.91	0.61%
MGS-S Customer 6020	\$ 10,306.64	\$ 10,486.30	1.74%	\$ 38,068.14	\$ 38,247.80	0.47%
MGS-S Customer 6021	\$ 8,269.33	\$ 8,417.93	1.80%	\$ 28,758.63	\$ 28,907.23	0.52%
MGS-S Customer 6022	\$ 4,298.64	\$ 4,381.95	1.94%	\$ 10,661.76	\$ 10,745.07	0.78%
MGS-S Customer 6023	\$ 4,178.14	\$ 4,264.99	2.08%	\$ 7,976.04	\$ 8,062.89	1.09%
MGS-S Customer 6024	\$ 7,986.30	\$ 8,131.28	1.82%	\$ 26,012.42	\$ 26,157.40	0.56%
MGS-S Customer 6025	\$ 3,912.74	\$ 3,995.34	2.11%	\$ 10,537.63	\$ 10,620.23	0.78%
MGS-S Customer 6026	\$ 8,187.33	\$ 8,328.69	1.73%	\$ 32,278.69	\$ 32,420.04	0.44%
MGS-S Customer 6027	\$ 2,884.63	\$ 2,949.87	2.26%	\$ 7,667.82	\$ 7,733.06	0.85%
MGS-S Customer 6028	\$ 6,573.86	\$ 6,697.71	1.88%	\$ 18,307.02	\$ 18,430.87	0.68%
MGS-S Customer 6029	\$ 12,931.67	\$ 13,149.89	1.69%	\$ 55,328.06	\$ 55,546.28	0.39%
MGS-S Customer 6030	\$ 18,193.14	\$ 18,497.70	1.67%	\$ 53,313.22	\$ 53,617.78	0.57%
MGS-S Customer 6031	\$ 4,039.61	\$ 4,121.88	2.04%	\$ 15,426.33	\$ 15,508.60	0.53%
MGS-S Customer 6032	\$ 10,675.55	\$ 10,862.01	1.75%	\$ 36,681.96	\$ 36,868.42	0.51%
MGS-S Customer 6033	\$ 3,777.26	\$ 3,856.65	2.10%	\$ 9,488.16	\$ 9,567.55	0.84%
MGS-S Customer 6034	\$ 5,594.33	\$ 5,703.21	1.95%	\$ 14,491.36	\$ 14,600.24	0.75%
MGS-S Customer 6035	\$ 5,464.87	\$ 5,571.20	1.95%	\$ 14,663.10	\$ 14,769.43	0.73%
MGS-S Customer 6036	\$ 10,186.70	\$ 10,364.04	1.74%	\$ 38,615.50	\$ 38,792.84	0.46%
MGS-S Customer 6037	\$ 15,404.88	\$ 15,667.56	1.71%	\$ 44,564.96	\$ 44,827.65	0.59%

Internal Use

Customer	Delivery 7/22 Prices	Delivery 8/23 Prices	Delivery % Difference	Bundled 7/22 Prices	Bundled 8/23 Prices	Bundled % Difference
MGS-S Customer 6038	\$ 8,031.18	\$ 8,174.56	1.79%	\$ 32,659.34	\$ 32,802.72	0.44%
MGS-S Customer 6039	\$ 4,878.91	\$ 4,969.73	1.86%	\$ 18,086.53	\$ 18,177.35	0.50%
MGS-S Customer 6040	\$ 23,187.37	\$ 23,569.63	1.65%	\$ 78,422.43	\$ 78,804.69	0.49%
MGS-S Customer 6041	\$ 14,189.55	\$ 14,434.63	1.73%	\$ 36,763.48	\$ 37,008.56	0.67%
MGS-S Customer 6042	\$ 3,395.09	\$ 3,465.91	2.09%	\$ 5,415.27	\$ 5,486.09	1.31%
MGS-S Customer 6043	\$ 11,504.59	\$ 11,698.32	1.68%	\$ 42,721.42	\$ 42,915.15	0.45%
MGS-S Customer 6044	\$ 3,612.46	\$ 3,684.54	2.00%	\$ 11,002.92	\$ 11,075.00	0.66%
MGS-S Customer 6045	\$ 11,482.55	\$ 11,684.56	1.76%	\$ 25,431.86	\$ 25,633.87	0.79%
MGS-S Customer 6046	\$ 3,449.51	\$ 3,519.19	2.02%	\$ 7,683.55	\$ 7,753.23	0.91%
MGS-S Customer 6047	\$ 3,451.44	\$ 3,524.95	2.13%	\$ 11,395.05	\$ 11,468.56	0.65%
MGS-S Customer 6048	\$ 9,445.45	\$ 9,609.39	1.74%	\$ 25,542.92	\$ 25,706.86	0.64%
MGS-S Customer 6049	\$ 5,592.39	\$ 5,700.04	1.92%	\$ 16,858.79	\$ 16,966.44	0.64%
MGS-S Customer 6050	\$ 4,044.79	\$ 4,124.20	1.96%	\$ 10,517.37	\$ 10,596.78	0.76%
MGS-S Customer 6051	\$ 3,216.04	\$ 3,281.35	2.03%	\$ 11,390.35	\$ 11,455.66	0.57%
MGS-S Customer 6052	\$ 4,286.53	\$ 4,367.64	1.89%	\$ 17,207.35	\$ 17,288.46	0.47%
MGS-S Customer 6053	\$ 3,551.70	\$ 3,627.01	2.12%	\$ 10,604.05	\$ 10,679.36	0.71%
MGS-S Customer 6054	\$ 3,063.46	\$ 3,133.20	2.28%	\$ 6,166.41	\$ 6,236.14	1.13%
MGS-S Customer 6055	\$ 7,484.00	\$ 7,622.73	1.85%	\$ 20,336.37	\$ 20,475.11	0.68%
MGS-S Customer 6056	\$ 5,747.43	\$ 5,852.14	1.82%	\$ 19,774.55	\$ 19,879.26	0.53%
MGS-S Customer 6057	\$ 20,402.54	\$ 20,730.24	1.61%	\$ 96,995.76	\$ 97,323.46	0.34%
MGS-S Customer 6058	\$ 4,266.63	\$ 4,352.98	2.02%	\$ 14,056.74	\$ 14,143.09	0.61%
MGS-S Customer 6059	\$ 8,481.86	\$ 8,628.15	1.72%	\$ 31,147.77	\$ 31,294.06	0.47%
MGS-S Customer 6060	\$ 5,479.12	\$ 5,587.62	1.98%	\$ 10,488.44	\$ 10,596.94	1.03%
MGS-S Customer 6061	\$ 23,350.02	\$ 23,744.08	1.69%	\$ 47,496.22	\$ 47,890.28	0.83%
MGS-S Customer 6062	\$ 3,170.46	\$ 3,235.13	2.04%	\$ 10,736.77	\$ 10,801.44	0.60%
MGS-S Customer 6063	\$ 5,594.39	\$ 5,701.68	1.92%	\$ 18,399.69	\$ 18,506.98	0.58%
MGS-S Customer 6064	\$ 5,977.76	\$ 6,092.49	1.92%	\$ 14,561.25	\$ 14,675.98	0.79%
MGS-S Customer 6065	\$ 3,820.17	\$ 3,896.34	1.99%	\$ 10,818.25	\$ 10,894.42	0.70%
MGS-S Customer 6066	\$ 3,292.16	\$ 3,359.29	2.04%	\$ 9,277.06	\$ 9,344.19	0.72%
MGS-S Customer 6067	\$ 7,564.48	\$ 7,701.11	1.81%	\$ 28,967.55	\$ 29,104.18	0.47%
MGS-S Customer 6068	\$ 8,811.49	\$ 8,962.92	1.72%	\$ 46,449.59	\$ 46,601.03	0.33%
MGS-S Customer 6069	\$ 2,918.39	\$ 2,979.66	2.10%	\$ 9,219.01	\$ 9,280.27	0.66%
MGS-S Customer 6070	\$ 8,824.56	\$ 8,982.38	1.79%	\$ 28,135.12	\$ 28,292.94	0.56%
MGS-S Customer 6071	\$ 49,302.08	\$ 50,040.82	1.50%	\$ 223,474.19	\$ 224,212.93	0.33%
MGS-S Customer 6072	\$ 1,879.09	\$ 1,924.44	2.41%	\$ 5,266.55	\$ 5,311.90	0.86%
MGS-S Customer 6073	\$ 3,175.66	\$ 3,245.24	2.19%	\$ 10,360.56	\$ 10,430.14	0.67%
MGS-S Customer 6074	\$ 3,663.58	\$ 3,736.43	1.99%	\$ 11,838.12	\$ 11,910.97	0.62%
MGS-S Customer 6075	\$ 3,601.99	\$ 3,674.23	2.01%	\$ 12,093.26	\$ 12,165.51	0.60%
MGS-S Customer 6076	\$ 1,928.29	\$ 1,974.20	2.38%	\$ 4,948.97	\$ 4,994.87	0.93%
MGS-S Customer 6077	\$ 17,301.10	\$ 17,593.37	1.69%	\$ 53,225.60	\$ 53,517.87	0.55%

Internal Use

Customer	Delivery 7/22 Prices	Delivery 8/23 Prices	Delivery % Difference	Bundled 7/22 Prices	Bundled 8/23 Prices	Bundled % Difference
MGS-S Customer 6078	\$ 947.30	\$ 982.34	3.70%	\$ 1,510.05	\$ 1,545.09	2.32%
MGS-S Customer 6079	\$ 13,104.60	\$ 13,322.08	1.66%	\$ 52,219.34	\$ 52,436.82	0.42%
MGS-S Customer 6080	\$ 3,472.90	\$ 3,542.99	2.02%	\$ 9,373.82	\$ 9,443.91	0.75%
MGS-S Customer 6081	\$ 2,741.43	\$ 2,803.04	2.25%	\$ 11,768.26	\$ 11,829.87	0.52%
MGS-S Customer 6082	\$ 2,827.15	\$ 2,888.76	2.18%	\$ 4,362.85	\$ 4,424.46	1.41%
MGS-S Customer 6083	\$ 29,449.03	\$ 29,924.85	1.62%	\$ 99,904.01	\$ 100,379.83	0.48%
MGS-S Customer 6084	\$ 4,015.22	\$ 4,098.76	2.08%	\$ 10,945.08	\$ 11,028.62	0.76%
MGS-S Customer 6085	\$ 3,501.03	\$ 3,577.15	2.17%	\$ 9,067.95	\$ 9,144.08	0.84%
MGS-S Customer 6086	\$ 10,507.45	\$ 10,686.04	1.70%	\$ 36,376.29	\$ 36,554.88	0.49%
MGS-S Customer 6087	\$ 4,117.88	\$ 4,203.37	2.08%	\$ 10,031.25	\$ 10,116.74	0.85%
MGS-S Customer 6088	\$ 11,279.53	\$ 11,477.11	1.75%	\$ 33,135.55	\$ 33,333.12	0.60%
MGS-S Customer 6089	\$ 3,208.28	\$ 3,275.45	2.09%	\$ 8,455.27	\$ 8,522.44	0.79%
MGS-S Customer 6090	\$ 5,359.24	\$ 5,460.67	1.89%	\$ 11,938.88	\$ 12,040.31	0.85%
MGS-S Customer 6091	\$ 3,780.80	\$ 3,858.89	2.07%	\$ 12,076.35	\$ 12,154.43	0.65%
MGS-S Customer 6092	\$ 3,512.94	\$ 3,588.25	2.14%	\$ 9,524.23	\$ 9,599.55	0.79%
MGS-S Customer 6093	\$ 5,467.22	\$ 5,570.00	1.88%	\$ 12,737.82	\$ 12,840.60	0.81%
MGS-S Customer 6094	\$ 6,418.31	\$ 6,541.13	1.91%	\$ 12,785.08	\$ 12,907.90	0.96%
MGS-S Customer 6095	\$ 4,881.11	\$ 4,978.33	1.99%	\$ 13,025.82	\$ 13,123.04	0.75%
MGS-S Customer 6096	\$ 20,711.59	\$ 21,053.88	1.65%	\$ 63,560.46	\$ 63,902.76	0.54%
MGS-S Customer 6097	\$ 9,571.54	\$ 9,740.28	1.76%	\$ 33,909.70	\$ 34,078.44	0.50%
MGS-S Customer 6098	\$ 7,636.78	\$ 7,773.34	1.79%	\$ 31,070.78	\$ 31,207.33	0.44%
MGS-S Customer 6099	\$ 6,918.09	\$ 7,046.38	1.85%	\$ 21,205.62	\$ 21,333.91	0.60%
MGS-S Customer 6100	\$ 8,089.07	\$ 8,237.89	1.84%	\$ 18,340.58	\$ 18,489.40	0.81%
MGS-S Customer 6101	\$ 560.20	\$ 583.00	4.07%	\$ 5,420.86	\$ 5,443.66	0.42%
MGS-S Customer 6102	\$ 4,701.46	\$ 4,796.02	2.01%	\$ 12,599.36	\$ 12,693.92	0.75%
MGS-S Customer 6103	\$ 8,822.67	\$ 8,981.30	1.80%	\$ 23,768.36	\$ 23,926.99	0.67%
MGS-S Customer 6104	\$ 21,816.70	\$ 22,172.42	1.63%	\$ 81,224.66	\$ 81,580.39	0.44%
MGS-S Customer 6105	\$ 3,267.47	\$ 3,334.64	2.06%	\$ 8,574.21	\$ 8,641.39	0.78%
MGS-S Customer 6106	\$ 4,424.38	\$ 4,514.90	2.05%	\$ 8,825.82	\$ 8,916.34	1.03%
MGS-S Customer 6107	\$ 5,210.35	\$ 5,309.40	1.90%	\$ 13,866.96	\$ 13,966.02	0.71%
MGS-S Customer 6108	\$ 3,562.67	\$ 3,633.53	1.99%	\$ 10,828.81	\$ 10,899.67	0.65%
MGS-S Customer 6109	\$ 1,032.47	\$ 1,068.89	3.53%	\$ 1,586.88	\$ 1,623.30	2.30%
MGS-S Customer 6110	\$ 38,285.03	\$ 38,894.27	1.59%	\$ 154,948.24	\$ 155,557.47	0.39%
MGS-S Customer 6111	\$ 6,618.22	\$ 6,743.85	1.90%	\$ 11,005.94	\$ 11,131.57	1.14%
MGS-S Customer 6112	\$ 12,203.54	\$ 12,409.29	1.69%	\$ 48,553.10	\$ 48,758.85	0.42%
MGS-S Customer 6113	\$ 5,673.54	\$ 5,776.69	1.82%	\$ 20,903.86	\$ 21,007.01	0.49%
MGS-S Customer 6114	\$ 3,167.86	\$ 3,234.45	2.10%	\$ 6,723.75	\$ 6,790.34	0.99%
MGS-S Customer 6115	\$ 4,042.45	\$ 4,125.97	2.07%	\$ 11,451.30	\$ 11,534.83	0.73%
MGS-S Customer 6116	\$ 5,472.71	\$ 5,578.84	1.94%	\$ 13,660.96	\$ 13,767.09	0.78%
MGS-S Customer 6117	\$ 6,403.60	\$ 6,523.68	1.88%	\$ 20,718.56	\$ 20,838.63	0.58%

Customer	Delivery 7/22 Prices	Delivery 8/23 Prices	Delivery % Difference	Bundled 7/22 Prices	Bundled 8/23 Prices	Bundled % Difference
MGS-S Customer 6118	\$ 13,759.77	\$ 13,988.75	1.66%	\$ 48,459.36	\$ 48,688.34	0.47%
MGS-S Customer 6119	\$ 3,617.54	\$ 3,689.77	2.00%	\$ 10,671.72	\$ 10,743.95	0.68%
MGS-S Customer 6120	\$ 4,293.32	\$ 4,382.27	2.07%	\$ 8,618.20	\$ 8,707.15	1.03%
MGS-S Customer 6121	\$ 3,892.45	\$ 3,968.66	1.96%	\$ 12,265.24	\$ 12,341.44	0.62%
MGS-S Customer 6122	\$ 2,325.66	\$ 2,381.23	2.39%	\$ 9,144.80	\$ 9,200.37	0.61%
MGS-S Customer 6123	\$ 23,428.59	\$ 23,804.39	1.60%	\$ 100,966.27	\$ 101,342.07	0.37%
MGS-S Customer 6124	\$ 2,538.49	\$ 2,592.54	2.13%	\$ 9,120.07	\$ 9,174.13	0.59%
MGS-S Customer 6125	\$ 4,839.86	\$ 4,936.28	1.99%	\$ 11,050.66	\$ 11,147.08	0.87%
MGS-S Customer 6126	\$ 2,943.32	\$ 3,009.83	2.26%	\$ 7,038.53	\$ 7,105.04	0.94%
MGS-S Customer 6127	\$ 8,027.59	\$ 8,173.04	1.81%	\$ 26,616.00	\$ 26,761.45	0.55%
MGS-S Customer 6128	\$ 1,867.57	\$ 1,917.06	2.65%	\$ 4,454.50	\$ 4,503.99	1.11%
MGS-S Customer 6129	\$ 8,510.29	\$ 8,662.40	1.79%	\$ 31,199.40	\$ 31,351.51	0.49%
MGS-S Customer 6130	\$ 16,608.32	\$ 16,882.81	1.65%	\$ 63,209.61	\$ 63,484.10	0.43%
MGS-S Customer 6131	\$ 1,571.44	\$ 1,615.70	2.82%	\$ 4,725.12	\$ 4,769.38	0.94%
MGS-S Customer 6132	\$ 33,258.73	\$ 33,802.29	1.63%	\$ 90,545.96	\$ 91,089.52	0.60%
MGS-S Customer 6133	\$ 5,270.45	\$ 5,372.24	1.93%	\$ 18,237.78	\$ 18,339.57	0.56%
MGS-S Customer 6134	\$ 5,676.83	\$ 5,787.17	1.94%	\$ 14,025.74	\$ 14,136.07	0.79%
MGS-S Customer 6135	\$ 5,169.21	\$ 5,271.54	1.98%	\$ 10,903.76	\$ 11,006.09	0.94%
MGS-S Customer 6136	\$ 7,842.17	\$ 7,982.00	1.78%	\$ 30,024.52	\$ 30,164.35	0.47%
MGS-S Customer 6137	\$ 6,525.43	\$ 6,641.82	1.78%	\$ 24,296.17	\$ 24,412.56	0.48%
MGS-S Customer 6138	\$ 7,807.49	\$ 7,948.27	1.80%	\$ 28,923.41	\$ 29,064.20	0.49%
MGS-S Customer 6139	\$ 4,485.02	\$ 4,574.61	2.00%	\$ 15,220.77	\$ 15,310.37	0.59%
MGS-S Customer 6140	\$ 11,110.76	\$ 11,301.88	1.72%	\$ 43,909.00	\$ 44,100.12	0.44%
MGS-S Customer 6141	\$ 3,546.91	\$ 3,623.92	2.17%	\$ 7,294.41	\$ 7,371.43	1.06%
MGS-S Customer 6142	\$ 4,100.90	\$ 4,184.74	2.04%	\$ 13,208.63	\$ 13,292.47	0.63%
MGS-S Customer 6143	\$ 2,635.93	\$ 2,697.56	2.34%	\$ 6,982.52	\$ 7,044.15	0.88%
MGS-S Customer 6144	\$ 6,104.86	\$ 6,220.86	1.90%	\$ 18,493.10	\$ 18,609.10	0.63%
MGS-S Customer 6145	\$ 4,348.86	\$ 4,437.23	2.03%	\$ 12,722.10	\$ 12,810.47	0.69%
MGS-S Customer 6146	\$ 7,495.22	\$ 7,633.80	1.85%	\$ 21,343.98	\$ 21,482.56	0.65%
MGS-S Customer 6147	\$ 20,283.79	\$ 20,615.95	1.64%	\$ 79,380.96	\$ 79,713.12	0.42%
MGS-S Customer 6148	\$ 7,615.41	\$ 7,754.98	1.83%	\$ 22,935.88	\$ 23,075.45	0.61%
MGS-S Customer 6149	\$ 10,511.06	\$ 10,696.18	1.76%	\$ 32,495.39	\$ 32,680.51	0.57%
MGS-S Customer 6150	\$ 4,461.01	\$ 4,550.83	2.01%	\$ 14,223.69	\$ 14,313.52	0.63%
MGS-S Customer 6151	\$ 4,043.82	\$ 4,127.47	2.07%	\$ 11,509.81	\$ 11,593.46	0.73%
MGS-S Customer 6152	\$ 1,929.42	\$ 1,975.19	2.37%	\$ 5,547.01	\$ 5,592.78	0.83%
MGS-S Customer 6153	\$ 9,237.01	\$ 9,399.49	1.76%	\$ 35,481.09	\$ 35,643.57	0.46%
MGS-S Customer 6154	\$ 7,009.98	\$ 7,140.22	1.86%	\$ 22,586.40	\$ 22,716.64	0.58%
MGS-S Customer 6155	\$ 4,864.36	\$ 4,960.74	1.98%	\$ 14,483.19	\$ 14,579.57	0.67%
MGS-S Customer 6156	\$ 5,415.14	\$ 5,517.35	1.89%	\$ 12,385.22	\$ 12,487.43	0.83%
MGS-S Customer 6157	\$ 8,394.80	\$ 8,546.55	1.81%	\$ 25,154.99	\$ 25,306.74	0.60%

Internal Use

Customer	Delivery 7/22 Prices	Delivery 8/23 Prices	Delivery % Difference	Bundled 7/22 Prices	Bundled 8/23 Prices	Bundled % Difference
MGS-S Customer 6158	\$ 2,704.85	\$ 2,766.37	2.27%	\$ 10,438.10	\$ 10,499.62	0.59%
MGS-S Customer 6159	\$ 21,568.78	\$ 21,910.48	1.58%	\$ 70,802.71	\$ 71,144.41	0.48%
MGS-S Customer 6160	\$ 6,183.04	\$ 6,300.54	1.90%	\$ 14,784.81	\$ 14,902.31	0.79%
MGS-S Customer 6161	\$ 6,898.89	\$ 7,027.56	1.87%	\$ 20,048.47	\$ 20,177.14	0.64%
MGS-S Customer 6162	\$ 4,571.18	\$ 4,660.97	1.96%	\$ 10,779.92	\$ 10,869.71	0.83%
MGS-S Customer 6163	\$ 14,998.39	\$ 15,255.75	1.72%	\$ 40,447.19	\$ 40,704.55	0.64%
MGS-S Customer 6164	\$ 12,987.57	\$ 13,220.51	1.79%	\$ 23,737.49	\$ 23,970.44	0.98%
MGS-S Customer 6165	\$ 1,829.48	\$ 1,878.73	2.69%	\$ 3,613.82	\$ 3,663.07	1.36%
MGS-S Customer 6166	\$ 3,041.34	\$ 3,104.25	2.07%	\$ 10,063.87	\$ 10,126.78	0.63%
MGS-S Customer 6167	\$ 3,811.01	\$ 3,887.33	2.00%	\$ 8,098.41	\$ 8,174.73	0.94%
MGS-S Customer 6168	\$ 16,959.01	\$ 17,232.41	1.61%	\$ 89,356.47	\$ 89,629.87	0.31%
MGS-S Customer 6169	\$ 5,935.54	\$ 6,047.91	1.89%	\$ 20,517.30	\$ 20,629.67	0.55%
MGS-S Customer 6170	\$ 6,358.34	\$ 6,475.88	1.85%	\$ 17,752.72	\$ 17,870.25	0.66%
MGS-S Customer 6171	\$ 4,625.97	\$ 4,713.91	1.90%	\$ 14,773.84	\$ 14,861.78	0.60%
MGS-S Customer 6172	\$ 18,508.34	\$ 18,813.29	1.65%	\$ 70,178.37	\$ 70,483.32	0.43%
MGS-S Customer 6173	\$ 41,416.17	\$ 42,075.28	1.59%	\$ 163,486.33	\$ 164,145.44	0.40%
MGS-S Customer 6174	\$ 1,392.24	\$ 1,434.12	3.01%	\$ 3,415.40	\$ 3,457.27	1.23%
MGS-S Customer 6175	\$ 2,470.09	\$ 2,527.92	2.34%	\$ 9,565.75	\$ 9,623.58	0.60%
MGS-S Customer 6176	\$ 58,097.37	\$ 58,999.90	1.55%	\$ 259,480.22	\$ 260,382.76	0.35%
MGS-S Customer 6177	\$ 7,381.21	\$ 7,522.26	1.91%	\$ 15,096.29	\$ 15,237.34	0.93%
MGS-S Customer 6178	\$ 4,929.81	\$ 5,023.03	1.89%	\$ 13,465.31	\$ 13,558.53	0.69%
MGS-S Customer 6179	\$ 10,508.13	\$ 10,691.54	1.75%	\$ 38,365.62	\$ 38,549.02	0.48%
MGS-S Customer 6180	\$ 8,562.01	\$ 8,715.69	1.79%	\$ 28,539.87	\$ 28,693.55	0.54%
MGS-S Customer 6181	\$ 6,187.48	\$ 6,308.15	1.95%	\$ 6,985.61	\$ 7,106.28	1.73%
MGS-S Customer 6182	\$ 3,161.61	\$ 3,228.54	2.12%	\$ 6,490.11	\$ 6,557.04	1.03%
MGS-S Customer 6183	\$ 2,994.22	\$ 3,058.63	2.15%	\$ 6,129.62	\$ 6,194.03	1.05%
MGS-S Customer 6184	\$ 5,116.35	\$ 5,217.05	1.97%	\$ 14,485.97	\$ 14,586.67	0.70%
MGS-S Customer 6185	\$ 3,943.84	\$ 4,026.56	2.10%	\$ 10,287.76	\$ 10,370.48	0.80%
MGS-S Customer 6186	\$ 7,440.07	\$ 7,572.08	1.77%	\$ 22,884.41	\$ 23,016.41	0.58%
MGS-S Customer 6187	\$ 4,009.42	\$ 4,086.87	1.93%	\$ 14,071.82	\$ 14,149.27	0.55%
MGS-S Customer 6188	\$ 10,496.35	\$ 10,677.95	1.73%	\$ 41,228.71	\$ 41,410.31	0.44%
MGS-S Customer 6189	\$ 3,296.09	\$ 3,368.23	2.19%	\$ 9,027.55	\$ 9,099.70	0.80%
MGS-S Customer 6190	\$ 1,048.80	\$ 1,083.27	3.29%	\$ 8,349.80	\$ 8,384.26	0.41%
MGS-S Customer 6191	\$ 4,891.85	\$ 4,987.99	1.97%	\$ 15,207.00	\$ 15,303.14	0.63%
MGS-S Customer 6192	\$ 4,018.05	\$ 4,094.04	1.89%	\$ 19,240.82	\$ 19,316.82	0.39%
MGS-S Customer 6193	\$ 5,454.36	\$ 5,554.78	1.84%	\$ 16,715.27	\$ 16,815.69	0.60%
MGS-S Customer 6194	\$ 2,983.51	\$ 3,046.92	2.13%	\$ 6,683.02	\$ 6,746.43	0.95%
MGS-S Customer 6195	\$ 16,957.90	\$ 17,244.41	1.69%	\$ 52,635.58	\$ 52,922.10	0.54%
MGS-S Customer 6196	\$ 1,847.73	\$ 1,896.66	2.65%	\$ 5,211.65	\$ 5,260.58	0.94%
MGS-S Customer 6197	\$ 5,793.69	\$ 5,904.98	1.92%	\$ 16,350.85	\$ 16,462.14	0.68%

Customer	Delivery 7/22 Prices	Delivery 8/23 Prices	Delivery % Difference	Bundled 7/22 Prices	Bundled 8/23 Prices	Bundled % Difference
MGS-S Customer 6198	\$ 6,010.23	\$ 6,123.16	1.88%	\$ 20,220.06	\$ 20,332.99	0.56%
MGS-S Customer 6199	\$ 3,954.35	\$ 4,031.76	1.96%	\$ 12,761.80	\$ 12,839.20	0.61%
MGS-S Customer 6200	\$ 1,708.11	\$ 1,751.18	2.52%	\$ 4,658.97	\$ 4,702.04	0.92%
MGS-S Customer 6201	\$ 20,654.79	\$ 21,002.39	1.68%	\$ 53,928.37	\$ 54,275.97	0.64%
MGS-S Customer 6202	\$ 3,531.44	\$ 3,608.58	2.18%	\$ 6,758.13	\$ 6,835.27	1.14%
MGS-S Customer 6203	\$ 6,170.91	\$ 6,290.92	1.94%	\$ 12,867.10	\$ 12,987.11	0.93%
MGS-S Customer 6204	\$ 12,595.54	\$ 12,815.60	1.75%	\$ 35,704.23	\$ 35,924.28	0.62%
MGS-S Customer 6205	\$ 2,461.03	\$ 2,515.21	2.20%	\$ 6,923.14	\$ 6,977.32	0.78%
MGS-S Customer 6206	\$ 3,868.20	\$ 3,949.21	2.09%	\$ 10,140.48	\$ 10,221.49	0.80%
MGS-S Customer 6207	\$ 10,513.05	\$ 10,700.24	1.78%	\$ 28,303.90	\$ 28,491.09	0.66%
MGS-S Customer 6208	\$ 3,162.23	\$ 3,231.50	2.19%	\$ 10,484.25	\$ 10,553.52	0.66%
MGS-S Customer 6209	\$ 7,573.89	\$ 7,715.12	1.86%	\$ 15,731.97	\$ 15,873.20	0.90%
MGS-S Customer 6210	\$ 2,795.19	\$ 2,859.16	2.29%	\$ 7,394.65	\$ 7,458.62	0.87%
MGS-S Customer 6211	\$ 4,156.71	\$ 4,242.70	2.07%	\$ 11,039.95	\$ 11,125.94	0.78%
MGS-S Customer 6212	\$ 1,676.55	\$ 1,718.30	2.49%	\$ 4,603.76	\$ 4,645.51	0.91%
MGS-S Customer 6213	\$ 6,283.75	\$ 6,406.53	1.95%	\$ 6,658.53	\$ 6,781.31	1.84%
MGS-S Customer 6214	\$ 4,801.23	\$ 4,898.11	2.02%	\$ 10,475.45	\$ 10,572.33	0.92%
MGS-S Customer 6215	\$ 4,258.98	\$ 4,347.04	2.07%	\$ 9,161.35	\$ 9,249.41	0.96%
MGS-S Customer 6216	\$ 7,233.35	\$ 7,368.48	1.87%	\$ 17,581.07	\$ 17,716.20	0.77%
MGS-S Customer 6217	\$ 8,883.11	\$ 9,045.57	1.83%	\$ 18,609.23	\$ 18,771.69	0.87%
MGS-S Customer 6218	\$ 48,589.76	\$ 49,339.11	1.54%	\$ 226,032.09	\$ 226,781.44	0.33%
MGS-S Customer 6219	\$ 3,126.74	\$ 3,195.82	2.21%	\$ 8,503.64	\$ 8,572.73	0.81%
MGS-S Customer 6220	\$ 3,729.59	\$ 3,805.29	2.03%	\$ 7,472.19	\$ 7,547.88	1.01%
MGS-S Customer 6221	\$ 9,380.93	\$ 9,545.90	1.76%	\$ 32,123.97	\$ 32,288.94	0.51%
MGS-S Customer 6222	\$ 12,477.06	\$ 12,688.70	1.70%	\$ 50,504.01	\$ 50,715.65	0.42%
MGS-S Customer 6223	\$ 10,294.63	\$ 10,473.19	1.73%	\$ 24,536.45	\$ 24,715.01	0.73%
MGS-S Customer 6224	\$ 2,263.71	\$ 2,314.52	2.24%	\$ 6,795.64	\$ 6,846.45	0.75%
MGS-S Customer 6225	\$ 29,338.19	\$ 29,805.79	1.59%	\$ 133,340.98	\$ 133,808.58	0.35%
MGS-S Customer 6226	\$ 5,828.29	\$ 5,934.56	1.82%	\$ 18,590.86	\$ 18,697.13	0.57%
MGS-S Customer 6227	\$ 8,281.98	\$ 8,431.80	1.81%	\$ 26,500.18	\$ 26,650.00	0.57%
MGS-S Customer 6228	\$ 5,155.75	\$ 5,256.45	1.95%	\$ 15,969.66	\$ 16,070.36	0.63%
MGS-S Customer 6229	\$ 10,870.92	\$ 11,058.14	1.72%	\$ 41,463.87	\$ 41,651.09	0.45%
MGS-S Customer 6230	\$ 4,250.77	\$ 4,337.71	2.05%	\$ 12,396.40	\$ 12,483.34	0.70%
MGS-S Customer 6231	\$ 3,967.34	\$ 4,050.50	2.10%	\$ 9,657.21	\$ 9,740.37	0.86%
MGS-S Customer 6232	\$ 68,473.03	\$ 69,520.48	1.53%	\$ 303,581.95	\$ 304,629.40	0.35%
MGS-S Customer 6233	\$ 1,504.46	\$ 1,545.47	2.73%	\$ 11,174.94	\$ 11,215.95	0.37%
MGS-S Customer 6234	\$ 14,015.45	\$ 14,261.72	1.76%	\$ 23,554.18	\$ 23,800.45	1.05%
MGS-S Customer 6235	\$ 18,381.57	\$ 18,692.38	1.69%	\$ 51,975.09	\$ 52,285.90	0.60%
MGS-S Customer 6236	\$ 10,591.95	\$ 10,778.28	1.76%	\$ 32,708.83	\$ 32,895.16	0.57%
MGS-S Customer 6237	\$ 2,876.31	\$ 2,934.66	2.03%	\$ 15,966.36	\$ 16,024.71	0.37%

Customer	Delivery 7/22 Prices	Delivery 8/23 Prices	Delivery % Difference	Bundled 7/22 Prices	Bundled 8/23 Prices	Bundled % Difference
MGS-S Customer 6238	\$ 4,665.33	\$ 4,759.41	2.02%	\$ 11,393.17	\$ 11,487.25	0.83%
MGS-S Customer 6239	\$ 8,081.37	\$ 8,228.38	1.82%	\$ 23,941.40	\$ 24,088.41	0.61%
MGS-S Customer 6240	\$ 8,075.01	\$ 8,221.76	1.82%	\$ 24,376.89	\$ 24,523.64	0.60%
MGS-S Customer 6241	\$ 4,686.43	\$ 4,775.64	1.90%	\$ 14,131.23	\$ 14,220.45	0.63%
MGS-S Customer 6242	\$ 2,240.60	\$ 2,290.49	2.23%	\$ 8,067.36	\$ 8,117.25	0.62%
MGS-S Customer 6243	\$ 4,274.04	\$ 4,356.27	1.92%	\$ 13,933.09	\$ 14,015.32	0.59%
MGS-S Customer 6244	\$ 5,253.81	\$ 5,351.91	1.87%	\$ 15,666.55	\$ 15,764.64	0.63%
MGS-S Customer 6245	\$ 6,791.66	\$ 6,918.95	1.87%	\$ 18,360.97	\$ 18,488.26	0.69%
MGS-S Customer 6246	\$ 6,780.35	\$ 6,909.67	1.91%	\$ 11,307.02	\$ 11,436.34	1.14%
MGS-S Customer 6247	\$ 5,458.40	\$ 5,563.42	1.92%	\$ 18,200.17	\$ 18,305.19	0.58%
MGS-S Customer 6248	\$ 3,987.49	\$ 4,065.47	1.96%	\$ 12,492.82	\$ 12,570.80	0.62%
MGS-S Customer 6249	\$ 4,316.91	\$ 4,399.02	1.90%	\$ 16,196.90	\$ 16,279.01	0.51%
MGS-S Customer 6250	\$ 19,931.60	\$ 20,255.94	1.63%	\$ 63,836.27	\$ 64,160.61	0.51%
MGS-S Customer 6251	\$ 24,565.53	\$ 24,965.73	1.63%	\$ 89,330.18	\$ 89,730.38	0.45%
MGS-S Customer 6252	\$ 25,121.07	\$ 25,531.02	1.63%	\$ 92,079.58	\$ 92,489.53	0.45%
MGS-S Customer 6253	\$ 4,124.60	\$ 4,209.85	2.07%	\$ 10,244.11	\$ 10,329.35	0.83%
MGS-S Customer 6254	\$ 5,487.99	\$ 5,593.42	1.92%	\$ 19,008.58	\$ 19,114.01	0.55%
MGS-S Customer 6255	\$ 3,665.79	\$ 3,738.88	1.99%	\$ 10,543.66	\$ 10,616.75	0.69%
MGS-S Customer 6256	\$ 19,670.23	\$ 20,003.44	1.69%	\$ 47,002.10	\$ 47,335.31	0.71%
MGS-S Customer 6257	\$ 9,702.74	\$ 9,877.44	1.80%	\$ 24,291.92	\$ 24,466.62	0.72%
MGS-S Customer 6258	\$ 7,558.70	\$ 7,690.49	1.74%	\$ 29,976.66	\$ 30,108.45	0.44%
MGS-S Customer 6259	\$ 5,388.06	\$ 5,494.63	1.98%	\$ 12,089.73	\$ 12,196.31	0.88%
MGS-S Customer 6260	\$ 11,616.66	\$ 11,815.94	1.72%	\$ 43,027.74	\$ 43,227.02	0.46%
MGS-S Customer 6261	\$ 8,771.93	\$ 8,927.57	1.77%	\$ 33,416.32	\$ 33,571.96	0.47%
MGS-S Customer 6262	\$ 7,479.16	\$ 7,616.23	1.83%	\$ 24,799.70	\$ 24,936.77	0.55%
MGS-S Customer 6263	\$ 9,419.79	\$ 9,585.96	1.76%	\$ 33,217.71	\$ 33,383.88	0.50%
MGS-S Customer 6264	\$ 4,176.45	\$ 4,261.19	2.03%	\$ 14,905.93	\$ 14,990.66	0.57%
MGS-S Customer 6265	\$ 8,899.82	\$ 9,060.41	1.80%	\$ 21,688.89	\$ 21,849.49	0.74%
MGS-S Customer 6266	\$ 8,492.85	\$ 8,642.16	1.76%	\$ 36,669.12	\$ 36,818.44	0.41%
MGS-S Customer 6267	\$ 3,622.89	\$ 3,699.96	2.13%	\$ 9,923.62	\$ 10,000.69	0.78%
MGS-S Customer 6268	\$ 8,375.47	\$ 8,526.32	1.80%	\$ 27,794.13	\$ 27,944.97	0.54%
MGS-S Customer 6269	\$ 6,938.38	\$ 7,067.18	1.86%	\$ 20,741.43	\$ 20,870.23	0.62%
MGS-S Customer 6270	\$ 9,225.71	\$ 9,392.93	1.81%	\$ 21,090.85	\$ 21,258.07	0.79%
MGS-S Customer 6271	\$ 10,656.93	\$ 10,842.70	1.74%	\$ 38,353.87	\$ 38,539.64	0.48%
MGS-S Customer 6272	\$ 6,007.92	\$ 6,116.76	1.81%	\$ 20,353.61	\$ 20,462.45	0.53%
MGS-S Customer 6273	\$ 11,576.71	\$ 11,775.93	1.72%	\$ 43,808.20	\$ 44,007.43	0.45%
MGS-S Customer 6274	\$ 7,303.17	\$ 7,436.39	1.82%	\$ 26,490.32	\$ 26,623.54	0.50%
MGS-S Customer 6275	\$ 10,789.55	\$ 10,970.37	1.68%	\$ 44,904.11	\$ 45,084.93	0.40%
MGS-S Customer 6276	\$ 2,063.30	\$ 2,110.90	2.31%	\$ 6,172.68	\$ 6,220.28	0.77%
MGS-S Customer 6277	\$ 2,762.96	\$ 2,821.91	2.13%	\$ 7,255.81	\$ 7,314.76	0.81%

Internal Use

Customer	Delivery 7/22 Prices	Delivery 8/23 Prices	Delivery % Difference	Bundled 7/22 Prices	Bundled 8/23 Prices	Bundled % Difference
MGS-S Customer 6278	\$ 3,883.86	\$ 3,960.94	1.98%	\$ 10,424.32	\$ 10,501.39	0.74%
MGS-S Customer 6279	\$ 7,635.73	\$ 7,777.36	1.85%	\$ 18,673.60	\$ 18,815.23	0.76%
MGS-S Customer 6280	\$ 13,507.08	\$ 13,734.27	1.68%	\$ 44,193.73	\$ 44,420.92	0.51%
MGS-S Customer 6281	\$ 3,865.42	\$ 3,941.55	1.97%	\$ 11,536.06	\$ 11,612.18	0.66%
MGS-S Customer 6282	\$ 7,194.07	\$ 7,326.71	1.84%	\$ 24,042.02	\$ 24,174.66	0.55%
MGS-S Customer 6283	\$ 4,298.22	\$ 4,383.96	1.99%	\$ 12,205.26	\$ 12,291.01	0.70%
MGS-S Customer 6284	\$ 2,793.63	\$ 2,857.88	2.30%	\$ 7,158.50	\$ 7,222.75	0.90%
MGS-S Customer 6285	\$ 10,900.05	\$ 11,088.69	1.73%	\$ 39,146.02	\$ 39,334.67	0.48%
MGS-S Customer 6286	\$ 6,081.69	\$ 6,193.82	1.84%	\$ 15,405.26	\$ 15,517.39	0.73%
MGS-S Customer 6287	\$ 8,947.03	\$ 9,105.61	1.77%	\$ 33,006.39	\$ 33,164.97	0.48%
MGS-S Customer 6288	\$ 8,647.25	\$ 8,802.21	1.79%	\$ 30,201.95	\$ 30,356.91	0.51%
MGS-S Customer 6289	\$ 4,472.81	\$ 4,562.58	2.01%	\$ 14,628.33	\$ 14,718.11	0.61%
MGS-S Customer 6290	\$ 11,453.58	\$ 11,653.36	1.74%	\$ 37,597.10	\$ 37,796.89	0.53%
MGS-S Customer 6291	\$ 9,007.31	\$ 9,168.00	1.78%	\$ 31,197.32	\$ 31,358.00	0.52%
MGS-S Customer 6292	\$ 8,589.56	\$ 8,736.10	1.71%	\$ 33,051.13	\$ 33,197.67	0.44%
MGS-S Customer 6293	\$ 4,903.36	\$ 5,001.99	2.01%	\$ 9,913.82	\$ 10,012.45	0.99%
MGS-S Customer 6294	\$ 3,752.34	\$ 3,831.30	2.10%	\$ 10,375.07	\$ 10,454.02	0.76%
MGS-S Customer 6295	\$ 4,077.91	\$ 4,161.20	2.04%	\$ 13,808.38	\$ 13,891.67	0.60%
MGS-S Customer 6296	\$ 9,408.57	\$ 9,579.03	1.81%	\$ 22,178.67	\$ 22,349.14	0.77%
MGS-S Customer 6297	\$ 3,520.10	\$ 3,590.91	2.01%	\$ 9,814.66	\$ 9,885.47	0.72%
MGS-S Customer 6298	\$ 21,674.28	\$ 22,034.78	1.66%	\$ 55,802.56	\$ 56,163.05	0.65%
MGS-S Customer 6299	\$ 10,601.86	\$ 10,783.58	1.71%	\$ 46,224.70	\$ 46,406.42	0.39%
MGS-S Customer 6300	\$ 6,021.83	\$ 6,137.07	1.91%	\$ 15,342.78	\$ 15,458.01	0.75%
MGS-S Customer 6301	\$ 5,663.83	\$ 5,772.98	1.93%	\$ 16,576.01	\$ 16,685.16	0.66%
MGS-S Customer 6302	\$ 7,313.75	\$ 7,445.41	1.80%	\$ 30,714.95	\$ 30,846.61	0.43%
MGS-S Customer 6303	\$ 7,917.45	\$ 8,058.74	1.78%	\$ 31,694.92	\$ 31,836.21	0.45%
MGS-S Customer 6304	\$ 4,893.30	\$ 4,991.44	2.01%	\$ 12,032.38	\$ 12,130.52	0.82%
MGS-S Customer 6305	\$ 4,797.09	\$ 4,892.52	1.99%	\$ 13,563.40	\$ 13,658.83	0.70%
MGS-S Customer 6306	\$ 10,448.88	\$ 10,630.63	1.74%	\$ 39,832.93	\$ 40,014.67	0.46%
MGS-S Customer 6307	\$ 8,873.00	\$ 9,031.84	1.79%	\$ 27,611.45	\$ 27,770.28	0.58%
MGS-S Customer 6308	\$ 7,468.12	\$ 7,600.72	1.78%	\$ 21,141.94	\$ 21,274.54	0.63%
MGS-S Customer 6309	\$ 4,663.88	\$ 4,758.13	2.02%	\$ 11,845.13	\$ 11,939.37	0.80%
MGS-S Customer 6310	\$ 13,195.65	\$ 13,426.14	1.75%	\$ 29,247.41	\$ 29,477.90	0.79%
MGS-S Customer 6311	\$ 5,672.66	\$ 5,782.00	1.93%	\$ 15,577.49	\$ 15,686.83	0.70%
MGS-S Customer 6312	\$ 2,767.81	\$ 2,831.62	2.31%	\$ 7,443.26	\$ 7,507.06	0.86%
MGS-S Customer 6313	\$ 17,073.35	\$ 17,356.46	1.66%	\$ 63,363.84	\$ 63,646.96	0.45%
MGS-S Customer 6314	\$ 18,362.59	\$ 18,674.03	1.70%	\$ 46,402.90	\$ 46,714.33	0.67%
MGS-S Customer 6315	\$ 25,948.79	\$ 26,375.38	1.64%	\$ 61,050.59	\$ 61,477.18	0.70%
MGS-S Customer 6316	\$ 3,249.93	\$ 3,321.14	2.19%	\$ 8,715.05	\$ 8,786.26	0.82%
MGS-S Customer 6317	\$ 12,607.55	\$ 12,825.43	1.73%	\$ 36,762.89	\$ 36,980.77	0.59%

Internal Use

Customer	Delivery 7/22 Prices	Delivery 8/23 Prices	Delivery % Difference	Bundled 7/22 Prices	Bundled 8/23 Prices	Bundled % Difference
MGS-S Customer 6318	\$ 5,420.92	\$ 5,526.39	1.95%	\$ 15,759.49	\$ 15,864.97	0.67%
MGS-S Customer 6319	\$ 10,213.68	\$ 10,393.27	1.76%	\$ 32,728.53	\$ 32,908.13	0.55%
MGS-S Customer 6320	\$ 6,219.62	\$ 6,338.52	1.91%	\$ 13,750.62	\$ 13,869.52	0.86%
MGS-S Customer 6321	\$ 5,662.22	\$ 5,770.97	1.92%	\$ 17,527.36	\$ 17,636.11	0.62%
MGS-S Customer 6322	\$ 37,168.51	\$ 37,769.06	1.62%	\$ 129,127.91	\$ 129,728.46	0.47%
MGS-S Customer 6323	\$ 8,000.99	\$ 8,143.98	1.79%	\$ 31,747.61	\$ 31,890.60	0.45%
MGS-S Customer 6324	\$ 11,806.13	\$ 12,008.08	1.71%	\$ 45,711.58	\$ 45,913.54	0.44%
MGS-S Customer 6325	\$ 5,972.01	\$ 6,082.39	1.85%	\$ 15,021.01	\$ 15,131.39	0.73%
MGS-S Customer 6326	\$ 7,543.93	\$ 7,684.87	1.87%	\$ 9,816.17	\$ 9,957.12	1.44%
MGS-S Customer 6327	\$ 7,704.25	\$ 7,845.19	1.83%	\$ 23,027.01	\$ 23,167.95	0.61%
MGS-S Customer 6328	\$ 8,255.17	\$ 8,405.43	1.82%	\$ 23,333.40	\$ 23,483.66	0.64%
MGS-S Customer 6329	\$ 3,038.10	\$ 3,105.09	2.20%	\$ 9,320.89	\$ 9,387.88	0.72%
MGS-S Customer 6330	\$ 11,623.85	\$ 11,823.02	1.71%	\$ 22,382.92	\$ 22,582.09	0.89%
MGS-S Customer 6331	\$ 3,698.31	\$ 3,772.44	2.00%	\$ 9,876.55	\$ 9,950.68	0.75%
MGS-S Customer 6332	\$ 5,002.69	\$ 5,095.03	1.85%	\$ 19,834.23	\$ 19,926.57	0.47%
MGS-S Customer 6333	\$ 4,871.21	\$ 4,967.94	1.99%	\$ 12,284.63	\$ 12,381.37	0.79%
MGS-S Customer 6334	\$ 4,170.92	\$ 4,253.72	1.99%	\$ 9,065.63	\$ 9,148.43	0.91%
MGS-S Customer 6335	\$ 7,202.71	\$ 7,331.18	1.78%	\$ 24,130.64	\$ 24,259.11	0.53%
MGS-S Customer 6336	\$ 5,666.46	\$ 5,775.87	1.93%	\$ 16,437.41	\$ 16,546.82	0.67%
MGS-S Customer 6337	\$ 3,201.65	\$ 3,267.78	2.07%	\$ 9,638.47	\$ 9,704.60	0.69%
MGS-S Customer 6338	\$ 7,217.03	\$ 7,351.00	1.86%	\$ 20,672.72	\$ 20,806.69	0.65%
MGS-S Customer 6339	\$ 3,714.97	\$ 3,788.89	1.99%	\$ 10,435.96	\$ 10,509.88	0.71%
MGS-S Customer 6340	\$ 7,495.38	\$ 7,626.81	1.75%	\$ 27,605.79	\$ 27,737.22	0.48%
MGS-S Customer 6341	\$ 8,948.13	\$ 9,107.27	1.78%	\$ 34,104.42	\$ 34,263.56	0.47%
MGS-S Customer 6342	\$ 27,176.36	\$ 27,620.53	1.63%	\$ 91,662.20	\$ 92,106.37	0.48%
MGS-S Customer 6343	\$ 1,709.21	\$ 1,752.55	2.54%	\$ 3,394.26	\$ 3,437.60	1.28%
MGS-S Customer 6344	\$ 4,599.38	\$ 4,687.97	1.93%	\$ 11,484.80	\$ 11,573.38	0.77%
MGS-S Customer 6345	\$ 2,410.59	\$ 2,464.56	2.24%	\$ 6,866.88	\$ 6,920.84	0.79%
MGS-S Customer 6346	\$ 6,013.61	\$ 6,128.13	1.90%	\$ 16,038.07	\$ 16,152.60	0.71%
MGS-S Customer 6347	\$ 4,703.69	\$ 4,793.41	1.91%	\$ 12,575.66	\$ 12,665.38	0.71%
MGS-S Customer 6348	\$ 2,736.43	\$ 2,795.48	2.16%	\$ 7,252.02	\$ 7,311.07	0.81%
MGS-S Customer 6349	\$ 6,159.56	\$ 6,279.56	1.95%	\$ 9,817.37	\$ 9,937.37	1.22%
MGS-S Customer 6350	\$ 3,376.93	\$ 3,446.91	2.07%	\$ 8,760.69	\$ 8,830.67	0.80%
MGS-S Customer 6351	\$ 2,954.45	\$ 3,017.77	2.14%	\$ 6,130.98	\$ 6,194.30	1.03%
MGS-S Customer 6352	\$ 2,509.49	\$ 2,564.44	2.19%	\$ 6,592.59	\$ 6,647.54	0.83%
MGS-S Customer 6353	\$ 4,761.89	\$ 4,850.18	1.85%	\$ 19,406.03	\$ 19,494.33	0.46%
MGS-S Customer 6354	\$ 3,599.47	\$ 3,675.06	2.10%	\$ 14,893.97	\$ 14,969.57	0.51%
MGS-S Customer 6355	\$ 14,552.27	\$ 14,802.34	1.72%	\$ 42,126.38	\$ 42,376.45	0.59%
MGS-S Customer 6356	\$ 6,161.51	\$ 6,278.47	1.90%	\$ 16,896.47	\$ 17,013.43	0.69%
MGS-S Customer 6357	\$ 8,794.06	\$ 8,952.11	1.80%	\$ 27,188.22	\$ 27,346.28	0.58%

Customer	Delivery 7/22 Prices	Delivery 8/23 Prices	Delivery % Difference	Bundled 7/22 Prices	Bundled 8/23 Prices	Bundled % Difference
MGS-S Customer 6358	\$ 5,424.49	\$ 5,528.64	1.92%	\$ 18,807.05	\$ 18,911.20	0.55%
MGS-S Customer 6359	\$ 6,522.09	\$ 6,643.91	1.87%	\$ 20,274.86	\$ 20,396.68	0.60%
MGS-S Customer 6360	\$ 6,701.45	\$ 6,820.73	1.78%	\$ 24,590.80	\$ 24,710.08	0.49%
MGS-S Customer 6361	\$ 13,370.04	\$ 13,598.40	1.71%	\$ 48,389.57	\$ 48,617.93	0.47%
MGS-S Customer 6362	\$ 5,673.41	\$ 5,782.42	1.92%	\$ 17,867.63	\$ 17,976.64	0.61%
MGS-S Customer 6363	\$ 7,663.64	\$ 7,802.50	1.81%	\$ 28,203.68	\$ 28,342.54	0.49%
MGS-S Customer 6364	\$ 25,496.22	\$ 25,905.77	1.61%	\$ 108,040.29	\$ 108,449.84	0.38%
MGS-S Customer 6365	\$ 6,797.46	\$ 6,925.17	1.88%	\$ 18,370.08	\$ 18,497.79	0.70%
MGS-S Customer 6366	\$ 12,299.49	\$ 12,520.00	1.79%	\$ 32,318.49	\$ 32,538.99	0.68%
MGS-S Customer 6367	\$ 9,489.35	\$ 9,662.51	1.82%	\$ 25,998.16	\$ 26,171.32	0.67%
MGS-S Customer 6368	\$ 3,546.92	\$ 3,622.75	2.14%	\$ 9,607.46	\$ 9,683.29	0.79%
MGS-S Customer 6369	\$ 7,129.33	\$ 7,262.70	1.87%	\$ 18,475.26	\$ 18,608.63	0.72%
MGS-S Customer 6370	\$ 5,417.69	\$ 5,525.10	1.98%	\$ 8,941.58	\$ 9,048.99	1.20%
MGS-S Customer 6371	\$ 9,732.68	\$ 9,905.17	1.77%	\$ 31,068.00	\$ 31,240.48	0.56%
MGS-S Customer 6372	\$ 4,177.60	\$ 4,258.08	1.93%	\$ 14,240.46	\$ 14,320.94	0.57%
MGS-S Customer 6373	\$ 4,164.29	\$ 4,244.26	1.92%	\$ 15,081.05	\$ 15,161.01	0.53%
MGS-S Customer 6374	\$ 3,652.40	\$ 3,727.48	2.06%	\$ 6,615.14	\$ 6,690.22	1.13%
MGS-S Customer 6375	\$ 8,295.16	\$ 8,445.71	1.81%	\$ 24,803.97	\$ 24,954.52	0.61%
MGS-S Customer 6376	\$ 3,035.68	\$ 3,098.16	2.06%	\$ 8,332.94	\$ 8,395.42	0.75%
MGS-S Customer 6377	\$ 3,158.55	\$ 3,224.00	2.07%	\$ 8,235.86	\$ 8,301.31	0.79%
MGS-S Customer 6378	\$ 7,821.73	\$ 7,962.07	1.79%	\$ 16,720.58	\$ 16,860.92	0.84%
MGS-S Customer 6379	\$ 8,436.74	\$ 8,591.02	1.83%	\$ 18,603.92	\$ 18,758.20	0.83%
MGS-S Customer 6380	\$ 5,239.60	\$ 5,336.25	1.84%	\$ 19,040.83	\$ 19,137.47	0.51%
MGS-S Customer 6381	\$ 4,137.06	\$ 4,218.14	1.96%	\$ 10,122.88	\$ 10,203.96	0.80%
MGS-S Customer 6382	\$ 5,891.73	\$ 5,999.98	1.84%	\$ 16,548.65	\$ 16,656.90	0.65%
MGS-S Customer 6383	\$ 5,015.20	\$ 5,108.28	1.86%	\$ 19,628.84	\$ 19,721.92	0.47%
MGS-S Customer 6384	\$ 5,560.79	\$ 5,664.27	1.86%	\$ 13,275.87	\$ 13,379.35	0.78%
MGS-S Customer 6385	\$ 17,186.13	\$ 17,474.72	1.68%	\$ 55,454.52	\$ 55,743.11	0.52%
MGS-S Customer 6386	\$ 2,085.38	\$ 2,138.24	2.53%	\$ 5,400.05	\$ 5,452.91	0.98%
MGS-S Customer 6387	\$ 525.16	\$ 547.96	4.34%	\$ 3,668.44	\$ 3,691.24	0.62%
MGS-S Customer 6388	\$ 6,254.72	\$ 6,367.42	1.80%	\$ 22,838.27	\$ 22,950.96	0.49%
MGS-S Customer 6389	\$ 1,603.04	\$ 1,643.59	2.53%	\$ 4,309.83	\$ 4,350.38	0.94%
MGS-S Customer 6390	\$ 10,198.99	\$ 10,382.19	1.80%	\$ 14,183.94	\$ 14,367.14	1.29%
MGS-S Customer 6391	\$ 3,813.60	\$ 3,889.76	2.00%	\$ 8,579.20	\$ 8,655.35	0.89%
MGS-S Customer 6392	\$ 4,482.19	\$ 4,573.31	2.03%	\$ 10,171.27	\$ 10,262.38	0.90%
MGS-S Customer 6393	\$ 8,708.65	\$ 8,863.91	1.78%	\$ 31,168.32	\$ 31,323.58	0.50%
MGS-S Customer 6394	\$ 12,540.64	\$ 12,751.99	1.69%	\$ 54,745.07	\$ 54,956.42	0.39%
MGS-S Customer 6395	\$ 4,524.18	\$ 4,610.31	1.90%	\$ 13,261.81	\$ 13,347.94	0.65%
MGS-S Customer 6396	\$ 4,214.27	\$ 4,301.06	2.06%	\$ 11,871.87	\$ 11,958.67	0.73%
MGS-S Customer 6397	\$ 5,416.49	\$ 5,517.39	1.86%	\$ 16,195.32	\$ 16,296.22	0.62%

Customer	Delivery 7/22 Prices	Delivery 8/23 Prices	Delivery % Difference	Bundled 7/22 Prices	Bundled 8/23 Prices	Bundled % Difference
MGS-S Customer 6398	\$ 9,515.81	\$ 9,679.58	1.72%	\$ 22,217.36	\$ 22,381.13	0.74%
MGS-S Customer 6399	\$ 5,357.68	\$ 5,459.97	1.91%	\$ 20,728.43	\$ 20,830.72	0.49%
MGS-S Customer 6400	\$ 12,083.34	\$ 12,289.06	1.70%	\$ 43,167.63	\$ 43,373.35	0.48%
MGS-S Customer 6401	\$ 3,225.08	\$ 3,295.76	2.19%	\$ 7,431.47	\$ 7,502.15	0.95%
MGS-S Customer 6402	\$ 19,708.75	\$ 20,042.02	1.69%	\$ 43,439.03	\$ 43,772.30	0.77%
MGS-S Customer 6403	\$ 4,110.84	\$ 4,195.41	2.06%	\$ 11,967.61	\$ 12,052.18	0.71%
MGS-S Customer 6404	\$ 39,484.50	\$ 40,097.75	1.55%	\$ 194,791.67	\$ 195,404.93	0.31%
MGS-S Customer 6405	\$ 6,148.38	\$ 6,263.19	1.87%	\$ 22,795.57	\$ 22,910.38	0.50%
MGS-S Customer 6406	\$ 7,709.59	\$ 7,848.52	1.80%	\$ 29,725.91	\$ 29,864.84	0.47%
MGS-S Customer 6407	\$ 4,790.10	\$ 4,885.13	1.98%	\$ 15,062.41	\$ 15,157.43	0.63%
MGS-S Customer 6408	\$ 4,362.34	\$ 4,450.97	2.03%	\$ 12,543.62	\$ 12,632.25	0.71%
MGS-S Customer 6409	\$ 6,851.27	\$ 6,977.76	1.85%	\$ 24,333.61	\$ 24,460.10	0.52%
MGS-S Customer 6410	\$ 3,438.85	\$ 3,513.42	2.17%	\$ 9,117.76	\$ 9,192.32	0.82%
MGS-S Customer 6411	\$ 3,605.17	\$ 3,682.02	2.13%	\$ 10,072.50	\$ 10,149.34	0.76%
MGS-S Customer 6412	\$ 4,607.15	\$ 4,698.86	1.99%	\$ 15,714.72	\$ 15,806.43	0.58%
MGS-S Customer 6413	\$ 10,237.42	\$ 10,415.62	1.74%	\$ 39,781.43	\$ 39,959.63	0.45%
MGS-S Customer 6414	\$ 7,231.43	\$ 7,361.93	1.80%	\$ 19,315.96	\$ 19,446.46	0.68%
MGS-S Customer 6415	\$ 2,380.73	\$ 2,438.08	2.41%	\$ 7,682.56	\$ 7,739.91	0.75%
MGS-S Customer 6416	\$ 13,485.66	\$ 13,716.71	1.71%	\$ 45,559.47	\$ 45,790.52	0.51%
MGS-S Customer 6417	\$ 13,002.70	\$ 13,220.45	1.67%	\$ 42,802.78	\$ 43,020.53	0.51%
MGS-S Customer 6418	\$ 3,694.67	\$ 3,768.26	1.99%	\$ 10,440.68	\$ 10,514.27	0.70%
MGS-S Customer 6419	\$ 4,349.15	\$ 4,432.88	1.93%	\$ 11,346.20	\$ 11,429.93	0.74%
MGS-S Customer 6420	\$ 5,267.42	\$ 5,370.15	1.95%	\$ 15,372.79	\$ 15,475.51	0.67%
MGS-S Customer 6421	\$ 4,509.78	\$ 4,600.30	2.01%	\$ 14,655.02	\$ 14,745.54	0.62%
MGS-S Customer 6422	\$ 3,313.18	\$ 3,386.20	2.20%	\$ 8,962.03	\$ 9,035.05	0.81%
MGS-S Customer 6423	\$ 30,140.13	\$ 30,623.60	1.60%	\$ 126,999.16	\$ 127,482.62	0.38%
MGS-S Customer 6424	\$ 1,651.97	\$ 1,697.31	2.74%	\$ 6,040.72	\$ 6,086.06	0.75%
MGS-S Customer 6425	\$ 3,627.19	\$ 3,698.47	1.97%	\$ 14,049.64	\$ 14,120.92	0.51%
MGS-S Customer 6426	\$ 4,869.22	\$ 4,961.40	1.89%	\$ 11,576.27	\$ 11,668.45	0.80%
MGS-S Customer 6427	\$ 5,780.30	\$ 5,891.64	1.93%	\$ 14,973.39	\$ 15,084.72	0.74%
MGS-S Customer 6428	\$ 5,841.89	\$ 5,951.65	1.88%	\$ 22,268.44	\$ 22,378.19	0.49%
MGS-S Customer 6429	\$ 9,982.24	\$ 10,157.76	1.76%	\$ 32,588.16	\$ 32,763.68	0.54%
MGS-S Customer 6430	\$ 4,039.80	\$ 4,124.58	2.10%	\$ 9,988.25	\$ 10,073.03	0.85%
MGS-S Customer 6431	\$ 7,216.99	\$ 7,351.99	1.87%	\$ 16,380.94	\$ 16,515.94	0.82%
MGS-S Customer 6432	\$ 4,643.34	\$ 4,731.29	1.89%	\$ 14,388.43	\$ 14,476.38	0.61%
MGS-S Customer 6433	\$ 6,258.04	\$ 6,376.39	1.89%	\$ 18,379.13	\$ 18,497.48	0.64%
MGS-S Customer 6434	\$ 3,784.19	\$ 3,861.60	2.05%	\$ 16,364.61	\$ 16,442.03	0.47%
MGS-S Customer 6435	\$ 6,307.21	\$ 6,426.78	1.90%	\$ 16,710.68	\$ 16,830.26	0.72%
MGS-S Customer 6436	\$ 5,574.77	\$ 5,682.77	1.94%	\$ 15,692.59	\$ 15,800.59	0.69%
MGS-S Customer 6437	\$ 22,143.82	\$ 22,510.22	1.65%	\$ 38,707.48	\$ 39,073.88	0.95%

Internal Use

Customer	Delivery 7/22 Prices	Delivery 8/23 Prices	Delivery % Difference	Bundled 7/22 Prices	Bundled 8/23 Prices	Bundled % Difference
MGS-S Customer 6438	\$ 8,885.75	\$ 9,046.79	1.81%	\$ 15,558.75	\$ 15,719.79	1.04%
MGS-S Customer 6439	\$ 21,544.31	\$ 21,902.73	1.66%	\$ 58,035.81	\$ 58,394.24	0.62%
MGS-S Customer 6440	\$ 14,231.85	\$ 14,468.38	1.66%	\$ 50,723.10	\$ 50,959.62	0.47%
MGS-S Customer 6441	\$ 4,847.92	\$ 4,940.47	1.91%	\$ 12,011.22	\$ 12,103.77	0.77%
MGS-S Customer 6442	\$ 5,027.37	\$ 5,129.47	2.03%	\$ 6,709.79	\$ 6,811.89	1.52%
MGS-S Customer 6443	\$ 5,547.79	\$ 5,656.62	1.96%	\$ 11,323.24	\$ 11,432.08	0.96%
MGS-S Customer 6444	\$ 4,433.08	\$ 4,523.46	2.04%	\$ 10,009.14	\$ 10,099.53	0.90%
MGS-S Customer 6445	\$ 6,048.15	\$ 6,163.19	1.90%	\$ 18,883.05	\$ 18,998.08	0.61%
MGS-S Customer 6446	\$ 6,381.23	\$ 6,501.47	1.88%	\$ 19,576.40	\$ 19,696.64	0.61%
MGS-S Customer 6447	\$ 2,972.70	\$ 3,041.04	2.30%	\$ 3,420.62	\$ 3,488.95	2.00%
MGS-S Customer 6448	\$ 4,667.68	\$ 4,761.32	2.01%	\$ 14,028.96	\$ 14,122.60	0.67%
MGS-S Customer 6449	\$ 3,005.53	\$ 3,072.62	2.23%	\$ 8,984.26	\$ 9,051.35	0.75%
MGS-S Customer 6450	\$ 17,128.36	\$ 17,413.07	1.66%	\$ 65,713.27	\$ 65,997.98	0.43%
MGS-S Customer 6451	\$ 3,733.84	\$ 3,809.33	2.02%	\$ 6,814.50	\$ 6,889.99	1.11%
MGS-S Customer 6452	\$ 22,929.29	\$ 23,303.23	1.63%	\$ 88,516.64	\$ 88,890.57	0.42%
MGS-S Customer 6453	\$ 14,307.11	\$ 14,550.53	1.70%	\$ 48,915.29	\$ 49,158.71	0.50%
MGS-S Customer 6454	\$ 6,839.08	\$ 6,960.22	1.77%	\$ 25,260.56	\$ 25,381.69	0.48%
MGS-S Customer 6455	\$ 9,321.17	\$ 9,486.30	1.77%	\$ 29,065.93	\$ 29,231.06	0.57%
MGS-S Customer 6456	\$ 8,987.51	\$ 9,146.16	1.77%	\$ 29,596.10	\$ 29,754.75	0.54%
MGS-S Customer 6457	\$ 1,308.30	\$ 1,349.23	3.13%	\$ 1,619.09	\$ 1,660.03	2.53%
MGS-S Customer 6458	\$ 5,842.47	\$ 5,953.39	1.90%	\$ 20,057.33	\$ 20,168.25	0.55%
MGS-S Customer 6459	\$ 4,185.50	\$ 4,270.97	2.04%	\$ 12,975.81	\$ 13,061.27	0.66%
MGS-S Customer 6460	\$ 11,830.92	\$ 12,033.99	1.72%	\$ 42,567.50	\$ 42,770.57	0.48%
MGS-S Customer 6461	\$ 8,722.39	\$ 8,876.45	1.77%	\$ 35,842.98	\$ 35,997.05	0.43%
MGS-S Customer 6462	\$ 3,173.66	\$ 3,244.50	2.23%	\$ 7,292.64	\$ 7,363.48	0.97%
MGS-S Customer 6463	\$ 4,866.46	\$ 4,963.36	1.99%	\$ 13,635.06	\$ 13,731.95	0.71%
MGS-S Customer 6464	\$ 7,133.28	\$ 7,263.88	1.83%	\$ 26,851.54	\$ 26,982.13	0.49%
MGS-S Customer 6465	\$ 6,148.66	\$ 6,262.27	1.85%	\$ 15,132.07	\$ 15,245.68	0.75%
MGS-S Customer 6466	\$ 15,712.95	\$ 15,970.77	1.64%	\$ 73,685.76	\$ 73,943.58	0.35%
MGS-S Customer 6467	\$ 6,114.96	\$ 6,231.55	1.91%	\$ 16,508.38	\$ 16,624.97	0.71%
MGS-S Customer 6468	\$ 3,617.28	\$ 3,689.33	1.99%	\$ 11,317.17	\$ 11,389.22	0.64%
MGS-S Customer 6469	\$ 3,631.20	\$ 3,708.61	2.13%	\$ 9,490.64	\$ 9,568.05	0.82%
MGS-S Customer 6470	\$ 2,824.58	\$ 2,889.09	2.28%	\$ 7,746.03	\$ 7,810.54	0.83%
MGS-S Customer 6471	\$ 10,313.11	\$ 10,492.27	1.74%	\$ 40,405.59	\$ 40,584.75	0.44%
MGS-S Customer 6472	\$ 6,117.76	\$ 6,230.62	1.84%	\$ 27,731.88	\$ 27,844.74	0.41%
MGS-S Customer 6473	\$ 11,030.75	\$ 11,224.67	1.76%	\$ 33,133.92	\$ 33,327.83	0.59%
MGS-S Customer 6474	\$ 1,603.34	\$ 1,648.49	2.82%	\$ 3,526.74	\$ 3,571.89	1.28%
MGS-S Customer 6475	\$ 72,956.59	\$ 74,038.76	1.48%	\$ 160,327.16	\$ 161,409.33	0.67%
MGS-S Customer 6476	\$ 44,435.40	\$ 45,127.25	1.56%	\$ 211,114.10	\$ 211,805.95	0.33%
MGS-S Customer 6477	\$ 2,409.44	\$ 2,467.38	2.40%	\$ 6,556.30	\$ 6,614.24	0.88%

Internal Use

Customer	Delivery 7/22 Prices	Delivery 8/23 Prices	Delivery % Difference	Bundled 7/22 Prices	Bundled 8/23 Prices	Bundled % Difference
MGS-S Customer 6478	\$ 10,638.15	\$ 10,828.54	1.79%	\$ 22,192.49	\$ 22,382.88	0.86%
MGS-S Customer 6479	\$ 4,876.05	\$ 4,972.01	1.97%	\$ 16,647.72	\$ 16,743.68	0.58%
MGS-S Customer 6480	\$ 8,127.10	\$ 8,275.18	1.82%	\$ 22,144.96	\$ 22,293.05	0.67%
MGS-S Customer 6481	\$ 15,531.22	\$ 15,788.70	1.66%	\$ 39,873.95	\$ 40,131.43	0.65%
MGS-S Customer 6482	\$ 9,413.23	\$ 9,578.47	1.76%	\$ 36,804.51	\$ 36,969.76	0.45%
MGS-S Customer 6483	\$ 32,626.10	\$ 33,148.06	1.60%	\$ 134,750.40	\$ 135,272.35	0.39%
MGS-S Customer 6484	\$ 3,855.97	\$ 3,936.62	2.09%	\$ 10,823.66	\$ 10,904.30	0.75%
MGS-S Customer 6485	\$ 3,269.44	\$ 3,340.42	2.17%	\$ 9,384.83	\$ 9,455.81	0.76%
MGS-S Customer 6486	\$ 3,190.42	\$ 3,256.35	2.07%	\$ 6,801.95	\$ 6,867.88	0.97%
MGS-S Customer 6487	\$ 3,793.18	\$ 3,868.22	1.98%	\$ 9,849.15	\$ 9,924.19	0.76%
MGS-S Customer 6488	\$ 7,752.86	\$ 7,893.30	1.81%	\$ 26,363.33	\$ 26,503.77	0.53%
MGS-S Customer 6489	\$ 4,573.77	\$ 4,662.55	1.94%	\$ 8,060.53	\$ 8,149.31	1.10%
MGS-S Customer 6490	\$ 5,017.46	\$ 5,117.61	2.00%	\$ 9,946.79	\$ 10,046.94	1.01%
MGS-S Customer 6491	\$ 5,772.49	\$ 5,880.04	1.86%	\$ 12,418.06	\$ 12,525.61	0.87%
MGS-S Customer 6492	\$ 40,144.32	\$ 40,797.72	1.63%	\$ 100,242.44	\$ 100,895.84	0.65%
MGS-S Customer 6493	\$ 6,163.11	\$ 6,280.55	1.91%	\$ 16,490.83	\$ 16,608.27	0.71%
MGS-S Customer 6494	\$ 5,257.05	\$ 5,361.44	1.99%	\$ 8,551.61	\$ 8,656.00	1.22%
MGS-S Customer 6495	\$ 3,275.59	\$ 3,342.52	2.04%	\$ 8,677.97	\$ 8,744.91	0.77%
MGS-S Customer 6496	\$ 37,783.53	\$ 38,382.15	1.58%	\$ 164,570.49	\$ 165,169.11	0.36%
MGS-S Customer 6497	\$ 6,141.25	\$ 6,253.57	1.83%	\$ 17,660.28	\$ 17,772.60	0.64%
MGS-S Customer 6498	\$ 6,545.13	\$ 6,663.07	1.80%	\$ 22,089.55	\$ 22,207.50	0.53%
MGS-S Customer 6499	\$ 23,910.14	\$ 24,304.37	1.65%	\$ 68,994.01	\$ 69,388.24	0.57%
MGS-S Customer 6500	\$ 14,852.43	\$ 15,105.56	1.70%	\$ 42,476.82	\$ 42,729.94	0.60%
MGS-S Customer 6501	\$ 7,469.20	\$ 7,605.89	1.83%	\$ 25,317.53	\$ 25,454.22	0.54%
MGS-S Customer 6502	\$ 3,951.69	\$ 4,033.90	2.08%	\$ 12,055.27	\$ 12,137.48	0.68%
MGS-S Customer 6503	\$ 2,316.46	\$ 2,373.63	2.47%	\$ 3,084.31	\$ 3,141.48	1.85%
MGS-S Customer 6504	\$ 4,855.86	\$ 4,952.30	1.99%	\$ 12,493.24	\$ 12,589.68	0.77%
MGS-S Customer 6505	\$ 9,928.21	\$ 10,103.47	1.77%	\$ 30,646.50	\$ 30,821.76	0.57%
MGS-S Customer 6506	\$ 5,819.02	\$ 5,930.35	1.91%	\$ 19,081.61	\$ 19,192.93	0.58%
MGS-S Customer 6507	\$ 22,628.08	\$ 22,999.04	1.64%	\$ 48,954.43	\$ 49,325.39	0.76%
MGS-S Customer 6508	\$ 48,227.60	\$ 48,993.18	1.59%	\$ 115,254.67	\$ 116,020.25	0.66%
MGS-S Customer 6509	\$ 18,876.98	\$ 19,191.25	1.66%	\$ 59,888.49	\$ 60,202.77	0.52%
MGS-S Customer 6510	\$ 15,624.06	\$ 15,885.19	1.67%	\$ 56,813.83	\$ 57,074.96	0.46%
MGS-S Customer 6511	\$ 6,614.75	\$ 6,738.14	1.87%	\$ 21,496.45	\$ 21,619.84	0.57%
MGS-S Customer 6512	\$ 2,010.80	\$ 2,062.15	2.55%	\$ 6,118.01	\$ 6,169.36	0.84%
MGS-S Customer 6513	\$ 7,071.92	\$ 7,198.18	1.79%	\$ 34,860.96	\$ 34,987.22	0.36%
MGS-S Customer 6514	\$ 5,764.33	\$ 5,876.83	1.95%	\$ 10,687.95	\$ 10,800.45	1.05%
MGS-S Customer 6515	\$ 27,241.16	\$ 27,679.06	1.61%	\$ 108,448.35	\$ 108,886.25	0.40%
MGS-S Customer 6516	\$ 14,052.75	\$ 14,290.46	1.69%	\$ 47,189.21	\$ 47,426.92	0.50%
MGS-S Customer 6517	\$ 6,817.36	\$ 6,945.44	1.88%	\$ 17,440.00	\$ 17,568.08	0.73%

Customer	Delivery 7/22 Prices	Delivery 8/23 Prices	Delivery % Difference	Bundled 7/22 Prices	Bundled 8/23 Prices	Bundled % Difference
MGS-S Customer 6518	\$ 8,060.65	\$ 8,207.08	1.82%	\$ 26,027.47	\$ 26,173.90	0.56%
MGS-S Customer 6519	\$ 14,275.80	\$ 14,521.02	1.72%	\$ 40,030.83	\$ 40,276.05	0.61%
MGS-S Customer 6520	\$ 9,142.01	\$ 9,305.23	1.79%	\$ 28,973.61	\$ 29,136.83	0.56%
MGS-S Customer 6521	\$ 20,344.14	\$ 20,677.44	1.64%	\$ 81,246.67	\$ 81,579.97	0.41%
MGS-S Customer 6522	\$ 3,174.58	\$ 3,245.08	2.22%	\$ 8,014.79	\$ 8,085.29	0.88%
MGS-S Customer 6523	\$ 3,674.05	\$ 3,751.37	2.10%	\$ 10,890.14	\$ 10,967.46	0.71%
MGS-S Customer 6524	\$ 4,834.40	\$ 4,931.04	2.00%	\$ 11,726.78	\$ 11,823.42	0.82%
MGS-S Customer 6525	\$ 11,235.68	\$ 11,422.85	1.67%	\$ 47,957.51	\$ 48,144.68	0.39%
MGS-S Customer 6526	\$ 5,341.61	\$ 5,443.98	1.92%	\$ 20,666.65	\$ 20,769.02	0.50%
MGS-S Customer 6527	\$ 2,300.96	\$ 2,353.85	2.30%	\$ 4,540.53	\$ 4,593.42	1.16%
MGS-S Customer 6528	\$ 27,152.96	\$ 27,600.60	1.65%	\$ 77,264.43	\$ 77,712.07	0.58%
MGS-S Customer 6529	\$ 2,185.76	\$ 2,236.74	2.33%	\$ 3,959.13	\$ 4,010.11	1.29%
MGS-S Customer 6530	\$ 4,002.53	\$ 4,081.09	1.96%	\$ 10,570.52	\$ 10,649.08	0.74%
MGS-S Customer 6531	\$ 11,830.37	\$ 12,039.10	1.76%	\$ 24,655.33	\$ 24,864.05	0.85%
MGS-S Customer 6532	\$ 9,138.59	\$ 9,303.45	1.80%	\$ 24,884.13	\$ 25,048.98	0.66%
MGS-S Customer 6533	\$ 2,652.59	\$ 2,713.66	2.30%	\$ 8,781.35	\$ 8,842.42	0.70%
MGS-S Customer 6534	\$ 5,381.26	\$ 5,487.68	1.98%	\$ 8,624.98	\$ 8,731.40	1.23%
MGS-S Customer 6535	\$ 25,471.61	\$ 25,885.96	1.63%	\$ 92,384.41	\$ 92,798.76	0.45%
MGS-S Customer 6536	\$ 2,155.00	\$ 2,208.53	2.48%	\$ 6,514.96	\$ 6,568.49	0.82%
MGS-S Customer 6537	\$ 2,452.81	\$ 2,511.23	2.38%	\$ 7,304.68	\$ 7,363.09	0.80%
MGS-S Customer 6538	\$ 4,913.40	\$ 5,011.19	1.99%	\$ 13,122.10	\$ 13,219.89	0.75%
MGS-S Customer 6539	\$ 45,010.24	\$ 45,737.11	1.61%	\$ 134,158.75	\$ 134,885.62	0.54%
MGS-S Customer 6540	\$ 4,355.49	\$ 4,444.14	2.04%	\$ 12,745.76	\$ 12,834.41	0.70%
MGS-S Customer 6541	\$ 2,505.75	\$ 2,560.97	2.20%	\$ 6,479.39	\$ 6,534.60	0.85%
MGS-S Customer 6542	\$ 4,967.48	\$ 5,063.81	1.94%	\$ 19,239.81	\$ 19,336.14	0.50%
MGS-S Customer 6543	\$ 10,734.55	\$ 10,921.24	1.74%	\$ 20,689.20	\$ 20,875.89	0.90%
MGS-S Customer 6544	\$ 18,864.95	\$ 19,183.17	1.69%	\$ 51,059.88	\$ 51,378.10	0.62%
MGS-S Customer 6545	\$ 9,946.12	\$ 10,116.89	1.72%	\$ 40,733.32	\$ 40,904.09	0.42%
MGS-S Customer 6546	\$ 11,639.15	\$ 11,836.15	1.69%	\$ 52,327.87	\$ 52,524.87	0.38%
MGS-S Customer 6547	\$ 7,885.67	\$ 8,028.23	1.81%	\$ 27,381.56	\$ 27,524.13	0.52%
MGS-S Customer 6548	\$ 4,760.10	\$ 4,849.99	1.89%	\$ 13,976.61	\$ 14,066.50	0.64%
MGS-S Customer 6549	\$ 20,726.56	\$ 21,065.64	1.64%	\$ 85,271.82	\$ 85,610.90	0.40%
MGS-S Customer 6550	\$ 4,853.12	\$ 4,949.97	2.00%	\$ 12,403.09	\$ 12,499.94	0.78%
MGS-S Customer 6551	\$ 5,506.40	\$ 5,612.17	1.92%	\$ 18,011.42	\$ 18,117.19	0.59%
MGS-S Customer 6552	\$ 6,813.02	\$ 6,941.06	1.88%	\$ 16,813.38	\$ 16,941.42	0.76%
MGS-S Customer 6553	\$ 3,804.21	\$ 3,880.52	2.01%	\$ 7,430.83	\$ 7,507.13	1.03%
MGS-S Customer 6554	\$ 11,272.19	\$ 11,467.97	1.74%	\$ 38,238.42	\$ 38,434.20	0.51%
MGS-S Customer 6555	\$ 2,019.27	\$ 2,062.42	2.14%	\$ 16,375.01	\$ 16,418.16	0.26%
MGS-S Customer 6556	\$ 5,886.67	\$ 5,998.76	1.90%	\$ 15,635.88	\$ 15,747.96	0.72%
MGS-S Customer 6557	\$ 1,517.66	\$ 1,553.28	2.35%	\$ 14,646.22	\$ 14,681.83	0.24%

Internal Use

Customer	Delivery 7/22 Prices	Delivery 8/23 Prices	Delivery % Difference	Bundled 7/22 Prices	Bundled 8/23 Prices	Bundled % Difference
MGS-S Customer 6558	\$ 4,399.58	\$ 4,484.76	1.94%	\$ 10,819.71	\$ 10,904.89	0.79%
MGS-S Customer 6559	\$ 4,429.76	\$ 4,520.89	2.06%	\$ 6,347.34	\$ 6,438.46	1.44%
MGS-S Customer 6560	\$ 7,549.92	\$ 7,686.54	1.81%	\$ 27,898.00	\$ 28,034.61	0.49%
MGS-S Customer 6561	\$ 9,497.06	\$ 9,662.42	1.74%	\$ 38,780.55	\$ 38,945.91	0.43%
MGS-S Customer 6562	\$ 14,937.98	\$ 15,189.73	1.69%	\$ 49,377.05	\$ 49,628.80	0.51%
MGS-S Customer 6563	\$ 3,503.05	\$ 3,573.53	2.01%	\$ 10,166.68	\$ 10,237.16	0.69%
MGS-S Customer 6564	\$ 4,515.73	\$ 4,601.83	1.91%	\$ 13,423.61	\$ 13,509.71	0.64%
MGS-S Customer 6565	\$ 16,031.10	\$ 16,299.21	1.67%	\$ 59,780.37	\$ 60,048.48	0.45%
MGS-S Customer 6566	\$ 6,397.95	\$ 6,514.26	1.82%	\$ 18,304.80	\$ 18,421.11	0.64%
MGS-S Customer 6567	\$ 22,996.29	\$ 23,379.43	1.67%	\$ 63,098.27	\$ 63,481.41	0.61%
MGS-S Customer 6568	\$ 4,993.66	\$ 5,092.01	1.97%	\$ 15,281.16	\$ 15,379.51	0.64%
MGS-S Customer 6569	\$ 4,469.67	\$ 4,555.36	1.92%	\$ 13,263.40	\$ 13,349.09	0.65%
MGS-S Customer 6570	\$ 4,439.26	\$ 4,528.14	2.00%	\$ 15,603.73	\$ 15,692.61	0.57%
MGS-S Customer 6571	\$ 12,982.85	\$ 13,208.56	1.74%	\$ 31,712.95	\$ 31,938.66	0.71%
MGS-S Customer 6572	\$ 4,930.99	\$ 5,025.55	1.92%	\$ 5,461.18	\$ 5,555.73	1.73%
MGS-S Customer 6573	\$ 4,490.92	\$ 4,582.04	2.03%	\$ 11,482.94	\$ 11,574.06	0.79%
MGS-S Customer 6574	\$ 6,694.49	\$ 6,820.78	1.89%	\$ 13,833.69	\$ 13,959.97	0.91%
MGS-S Customer 6575	\$ 2,674.28	\$ 2,736.69	2.33%	\$ 6,775.09	\$ 6,837.50	0.92%
MGS-S Customer 6576	\$ 24,350.94	\$ 24,748.81	1.63%	\$ 83,379.55	\$ 83,777.42	0.48%
MGS-S Customer 6577	\$ 1,315.22	\$ 1,356.85	3.17%	\$ 1,525.46	\$ 1,567.10	2.73%
MGS-S Customer 6578	\$ 22,580.23	\$ 22,947.09	1.62%	\$ 85,160.16	\$ 85,527.01	0.43%
MGS-S Customer 6579	\$ 2,739.16	\$ 2,797.45	2.13%	\$ 8,074.36	\$ 8,132.65	0.72%
MGS-S Customer 6580	\$ 20,195.27	\$ 20,527.37	1.64%	\$ 67,683.25	\$ 68,015.35	0.49%
MGS-S Customer 6581	\$ 4,199.87	\$ 4,285.21	2.03%	\$ 14,517.88	\$ 14,603.22	0.59%
MGS-S Customer 6582	\$ 3,791.92	\$ 3,867.65	2.00%	\$ 8,161.36	\$ 8,237.09	0.93%
MGS-S Customer 6583	\$ 6,335.31	\$ 6,454.00	1.87%	\$ 20,321.18	\$ 20,439.87	0.58%
MGS-S Customer 6584	\$ 8,055.96	\$ 8,204.40	1.84%	\$ 19,515.00	\$ 19,663.45	0.76%
MGS-S Customer 6585	\$ 7,345.90	\$ 7,480.24	1.83%	\$ 25,139.04	\$ 25,273.38	0.53%
MGS-S Customer 6586	\$ 4,284.40	\$ 4,371.53	2.03%	\$ 12,878.97	\$ 12,966.10	0.68%
MGS-S Customer 6587	\$ 4,459.24	\$ 4,550.17	2.04%	\$ 11,211.65	\$ 11,302.58	0.81%
MGS-S Customer 6588	\$ 9,667.02	\$ 9,836.48	1.75%	\$ 35,717.99	\$ 35,887.45	0.47%
MGS-S Customer 6589	\$ 6,235.41	\$ 6,345.19	1.76%	\$ 24,243.37	\$ 24,353.14	0.45%
MGS-S Customer 6590	\$ 9,554.14	\$ 9,725.26	1.79%	\$ 24,714.64	\$ 24,885.76	0.69%
MGS-S Customer 6591	\$ 3,241.37	\$ 3,307.27	2.03%	\$ 7,062.35	\$ 7,128.25	0.93%
MGS-S Customer 6592	\$ 9,532.12	\$ 9,702.24	1.78%	\$ 28,499.89	\$ 28,670.01	0.60%
MGS-S Customer 6593	\$ 6,643.04	\$ 6,766.08	1.85%	\$ 22,530.38	\$ 22,653.41	0.55%
MGS-S Customer 6594	\$ 3,360.92	\$ 3,434.10	2.18%	\$ 8,746.51	\$ 8,819.69	0.84%
MGS-S Customer 6595	\$ 9,877.15	\$ 10,050.77	1.76%	\$ 34,658.65	\$ 34,832.27	0.50%
MGS-S Customer 6596	\$ 1,239.08	\$ 1,273.99	2.82%	\$ 3,032.79	\$ 3,067.70	1.15%
MGS-S Customer 6597	\$ 6,058.61	\$ 6,169.34	1.83%	\$ 18,339.79	\$ 18,450.51	0.60%

Customer	Delivery 7/22 Prices	Delivery 8/23 Prices	Delivery % Difference	Bundled 7/22 Prices	Bundled 8/23 Prices	Bundled % Difference
MGS-S Customer 6598	\$ 4,189.40	\$ 4,275.83	2.06%	\$ 8,677.68	\$ 8,764.11	1.00%
MGS-S Customer 6599	\$ 491.87	\$ 514.67	4.64%	\$ 2,003.35	\$ 2,026.15	1.14%
MGS-S Customer 6600	\$ 19,830.44	\$ 20,156.72	1.65%	\$ 71,815.84	\$ 72,142.12	0.45%
MGS-S Customer 6601	\$ 5,320.74	\$ 5,420.17	1.87%	\$ 15,725.81	\$ 15,825.25	0.63%
MGS-S Customer 6602	\$ 14,591.88	\$ 14,837.81	1.69%	\$ 53,258.71	\$ 53,504.63	0.46%
MGS-S Customer 6603	\$ 3,025.28	\$ 3,088.71	2.10%	\$ 8,627.28	\$ 8,690.71	0.74%
MGS-S Customer 6604	\$ 5,182.24	\$ 5,284.39	1.97%	\$ 13,351.18	\$ 13,453.33	0.77%
MGS-S Customer 6605	\$ 3,147.62	\$ 3,219.16	2.27%	\$ 3,843.48	\$ 3,915.03	1.86%
MGS-S Customer 6606	\$ 20,202.36	\$ 20,536.93	1.66%	\$ 68,878.68	\$ 69,213.25	0.49%
MGS-S Customer 6607	\$ 9,024.57	\$ 9,186.33	1.79%	\$ 27,919.21	\$ 28,080.97	0.58%
MGS-S Customer 6608	\$ 4,482.81	\$ 4,573.17	2.02%	\$ 13,546.21	\$ 13,636.56	0.67%
MGS-S Customer 6609	\$ 4,196.89	\$ 4,284.48	2.09%	\$ 6,902.54	\$ 6,990.13	1.27%
MGS-S Customer 6610	\$ 3,115.49	\$ 3,184.50	2.22%	\$ 9,196.15	\$ 9,265.16	0.75%
MGS-S Customer 6611	\$ 11,120.93	\$ 11,308.98	1.69%	\$ 50,816.13	\$ 51,004.18	0.37%
MGS-S Customer 6612	\$ 3,214.57	\$ 3,282.88	2.13%	\$ 15,509.34	\$ 15,577.65	0.44%
MGS-S Customer 6613	\$ 7,828.71	\$ 7,970.51	1.81%	\$ 26,957.25	\$ 27,099.05	0.53%
MGS-S Customer 6614	\$ 4,814.84	\$ 4,910.87	1.99%	\$ 12,974.41	\$ 13,070.44	0.74%
MGS-S Customer 6615	\$ 3,882.82	\$ 3,964.22	2.10%	\$ 8,923.10	\$ 9,004.50	0.91%
MGS-S Customer 6616	\$ 9,882.53	\$ 10,060.66	1.80%	\$ 19,988.93	\$ 20,167.05	0.89%
MGS-S Customer 6617	\$ 8,885.73	\$ 9,040.51	1.74%	\$ 38,182.93	\$ 38,337.71	0.41%
MGS-S Customer 6618	\$ 3,563.13	\$ 3,638.94	2.13%	\$ 11,430.07	\$ 11,505.88	0.66%
MGS-S Customer 6619	\$ 17,224.31	\$ 17,510.36	1.66%	\$ 54,314.30	\$ 54,600.35	0.53%
MGS-S Customer 6620	\$ 2,536.44	\$ 2,595.36	2.32%	\$ 8,226.77	\$ 8,285.69	0.72%
MGS-S Customer 6621	\$ 3,041.27	\$ 3,109.36	2.24%	\$ 8,719.14	\$ 8,787.24	0.78%
MGS-S Customer 6622	\$ 5,817.84	\$ 5,923.22	1.81%	\$ 19,993.74	\$ 20,099.11	0.53%
MGS-S Customer 6623	\$ 13,862.73	\$ 14,102.51	1.73%	\$ 34,878.10	\$ 35,117.88	0.69%
MGS-S Customer 6624	\$ 5,823.32	\$ 5,930.16	1.83%	\$ 17,143.65	\$ 17,250.49	0.62%
MGS-S Customer 6625	\$ 10,921.94	\$ 11,111.92	1.74%	\$ 37,886.90	\$ 38,076.89	0.50%
MGS-S Customer 6626	\$ 4,494.94	\$ 4,585.19	2.01%	\$ 13,681.74	\$ 13,771.99	0.66%
MGS-S Customer 6627	\$ 3,609.77	\$ 3,685.37	2.09%	\$ 13,189.63	\$ 13,265.24	0.57%
MGS-S Customer 6628	\$ 3,899.64	\$ 3,980.09	2.06%	\$ 13,830.18	\$ 13,910.63	0.58%
MGS-S Customer 6629	\$ 11,747.28	\$ 11,951.72	1.74%	\$ 33,667.62	\$ 33,872.06	0.61%
MGS-S Customer 6630	\$ 4,526.18	\$ 4,614.02	1.94%	\$ 10,495.54	\$ 10,583.38	0.84%
MGS-S Customer 6631	\$ 2,823.61	\$ 2,887.65	2.27%	\$ 8,880.50	\$ 8,944.54	0.72%
MGS-S Customer 6632	\$ 7,960.40	\$ 8,102.84	1.79%	\$ 31,323.67	\$ 31,466.10	0.45%
MGS-S Customer 6633	\$ 4,514.31	\$ 4,600.18	1.90%	\$ 15,260.81	\$ 15,346.68	0.56%
MGS-S Customer 6634	\$ 1,693.86	\$ 1,735.98	2.49%	\$ 3,235.84	\$ 3,277.97	1.30%
MGS-S Customer 6635	\$ 6,368.71	\$ 6,488.03	1.87%	\$ 22,297.07	\$ 22,416.39	0.54%
MGS-S Customer 6636	\$ 4,839.60	\$ 4,930.10	1.87%	\$ 16,888.70	\$ 16,979.20	0.54%
MGS-S Customer 6637	\$ 3,415.35	\$ 3,484.30	2.02%	\$ 9,518.52	\$ 9,587.47	0.72%

Internal Use

Customer	Delivery 7/22 Prices	Delivery 8/23 Prices	Delivery % Difference	Bundled 7/22 Prices	Bundled 8/23 Prices	Bundled % Difference
MGS-S Customer 6638	\$ 29,869.11	\$ 30,345.45	1.59%	\$ 132,994.35	\$ 133,470.69	0.36%
MGS-S Customer 6639	\$ 10,629.61	\$ 10,815.11	1.75%	\$ 36,855.40	\$ 37,040.91	0.50%
MGS-S Customer 6640	\$ 5,091.06	\$ 5,186.89	1.88%	\$ 13,803.67	\$ 13,899.49	0.69%
MGS-S Customer 6641	\$ 18,544.49	\$ 18,850.38	1.65%	\$ 63,646.64	\$ 63,952.53	0.48%
MGS-S Customer 6642	\$ 5,783.95	\$ 5,894.90	1.92%	\$ 18,727.16	\$ 18,838.12	0.59%
MGS-S Customer 6643	\$ 58,137.42	\$ 59,058.61	1.58%	\$ 173,657.99	\$ 174,579.18	0.53%
MGS-S Customer 6644	\$ 4,373.98	\$ 4,462.53	2.02%	\$ 13,102.93	\$ 13,191.47	0.68%
MGS-S Customer 6645	\$ 12,340.42	\$ 12,555.43	1.74%	\$ 34,239.73	\$ 34,454.75	0.63%
MGS-S Customer 6646	\$ 7,173.22	\$ 7,305.02	1.84%	\$ 24,126.52	\$ 24,258.32	0.55%
MGS-S Customer 6647	\$ 2,371.48	\$ 2,428.16	2.39%	\$ 6,806.63	\$ 6,863.30	0.83%
MGS-S Customer 6648	\$ 2,245.50	\$ 2,296.38	2.27%	\$ 5,849.84	\$ 5,900.71	0.87%
MGS-S Customer 6649	\$ 1,971.23	\$ 2,017.73	2.36%	\$ 5,033.27	\$ 5,079.77	0.92%
MGS-S Customer 6650	\$ 2,366.37	\$ 2,419.15	2.23%	\$ 6,155.24	\$ 6,208.02	0.86%
MGS-S Customer 6651	\$ 13,598.86	\$ 13,832.77	1.72%	\$ 41,671.15	\$ 41,905.07	0.56%
MGS-S Customer 6652	\$ 24,401.47	\$ 24,800.14	1.63%	\$ 81,656.71	\$ 82,055.38	0.49%
MGS-S Customer 6653	\$ 16,861.84	\$ 17,138.16	1.64%	\$ 75,346.56	\$ 75,622.88	0.37%
MGS-S Customer 6654	\$ 3,845.92	\$ 3,921.46	1.96%	\$ 12,279.27	\$ 12,354.80	0.62%
MGS-S Customer 6655	\$ 4,842.15	\$ 4,938.46	1.99%	\$ 13,014.06	\$ 13,110.37	0.74%
MGS-S Customer 6656	\$ 49,500.96	\$ 50,265.54	1.54%	\$ 233,392.33	\$ 234,156.91	0.33%
MGS-S Customer 6657	\$ 6,153.29	\$ 6,269.66	1.89%	\$ 19,316.47	\$ 19,432.83	0.60%
MGS-S Customer 6658	\$ 12,674.86	\$ 12,890.58	1.70%	\$ 49,627.73	\$ 49,843.45	0.43%
MGS-S Customer 6659	\$ 4,533.33	\$ 4,625.56	2.03%	\$ 7,876.00	\$ 7,968.23	1.17%
MGS-S Customer 6660	\$ 7,337.94	\$ 7,471.39	1.82%	\$ 27,274.66	\$ 27,408.11	0.49%
MGS-S Customer 6661	\$ 3,545.38	\$ 3,616.17	2.00%	\$ 11,325.48	\$ 11,396.27	0.63%
MGS-S Customer 6662	\$ 48,330.83	\$ 49,078.67	1.55%	\$ 221,554.55	\$ 222,302.39	0.34%
MGS-S Customer 6663	\$ 5,423.26	\$ 5,528.73	1.94%	\$ 16,136.74	\$ 16,242.21	0.65%
MGS-S Customer 6664	\$ 5,565.52	\$ 5,670.07	1.88%	\$ 14,852.87	\$ 14,957.42	0.70%
MGS-S Customer 6665	\$ 5,434.31	\$ 5,539.59	1.94%	\$ 16,361.46	\$ 16,466.74	0.64%
MGS-S Customer 6666	\$ 4,613.35	\$ 4,700.04	1.88%	\$ 17,485.26	\$ 17,571.96	0.50%
MGS-S Customer 6667	\$ 2,487.22	\$ 2,546.27	2.37%	\$ 5,695.75	\$ 5,754.79	1.04%
MGS-S Customer 6668	\$ 2,381.47	\$ 2,434.40	2.22%	\$ 6,691.15	\$ 6,744.08	0.79%
MGS-S Customer 6669	\$ 4,316.41	\$ 4,399.25	1.92%	\$ 13,760.87	\$ 13,843.71	0.60%
MGS-S Customer 6670	\$ 3,071.36	\$ 3,139.46	2.22%	\$ 8,875.95	\$ 8,944.05	0.77%
MGS-S Customer 6671	\$ 5,093.61	\$ 5,192.61	1.94%	\$ 18,334.48	\$ 18,433.48	0.54%
MGS-S Customer 6672	\$ 22,444.67	\$ 22,828.90	1.71%	\$ 35,745.31	\$ 36,129.53	1.07%
MGS-S Customer 6673	\$ 10,588.40	\$ 10,773.31	1.75%	\$ 35,229.02	\$ 35,413.93	0.52%
MGS-S Customer 6674	\$ 29,738.56	\$ 30,225.08	1.64%	\$ 84,825.07	\$ 85,311.59	0.57%
MGS-S Customer 6675	\$ 2,157.63	\$ 2,211.26	2.49%	\$ 6,422.07	\$ 6,475.69	0.83%
MGS-S Customer 6676	\$ 9,245.41	\$ 9,410.38	1.78%	\$ 29,319.25	\$ 29,484.22	0.56%
MGS-S Customer 6677	\$ 7,158.11	\$ 7,289.95	1.84%	\$ 24,458.66	\$ 24,590.50	0.54%

Internal Use

Customer	Delivery 7/22 Prices	Delivery 8/23 Prices	Delivery % Difference	Bundled 7/22 Prices	Bundled 8/23 Prices	Bundled % Difference
MGS-S Customer 6678	\$ 4,243.75	\$ 4,329.48	2.02%	\$ 14,760.58	\$ 14,846.31	0.58%
MGS-S Customer 6679	\$ 6,981.29	\$ 7,111.67	1.87%	\$ 20,089.61	\$ 20,220.00	0.65%
MGS-S Customer 6680	\$ 3,432.35	\$ 3,501.24	2.01%	\$ 11,439.83	\$ 11,508.72	0.60%
MGS-S Customer 6681	\$ 7,547.39	\$ 7,685.30	1.83%	\$ 25,676.46	\$ 25,814.37	0.54%
MGS-S Customer 6682	\$ 3,647.72	\$ 3,721.96	2.04%	\$ 5,948.64	\$ 6,022.89	1.25%
MGS-S Customer 6683	\$ 2,747.12	\$ 2,810.46	2.31%	\$ 7,243.28	\$ 7,306.62	0.87%
MGS-S Customer 6684	\$ 6,956.05	\$ 7,086.23	1.87%	\$ 19,068.00	\$ 19,198.18	0.68%
MGS-S Customer 6685	\$ 35,701.21	\$ 36,260.39	1.57%	\$ 116,730.15	\$ 117,289.33	0.48%
MGS-S Customer 6686	\$ 4,149.60	\$ 4,236.26	2.09%	\$ 5,209.96	\$ 5,296.63	1.66%
MGS-S Customer 6687	\$ 11,714.49	\$ 11,918.24	1.74%	\$ 34,247.29	\$ 34,451.04	0.59%
MGS-S Customer 6688	\$ 3,924.89	\$ 4,001.85	1.96%	\$ 10,936.11	\$ 11,013.07	0.70%
MGS-S Customer 6689	\$ 3,611.80	\$ 3,688.51	2.12%	\$ 9,681.48	\$ 9,758.20	0.79%
MGS-S Customer 6690	\$ 5,489.29	\$ 5,595.49	1.93%	\$ 15,087.44	\$ 15,193.64	0.70%
MGS-S Customer 6691	\$ 7,364.75	\$ 7,501.64	1.86%	\$ 16,310.91	\$ 16,447.80	0.84%
MGS-S Customer 6692	\$ 8,613.39	\$ 8,766.80	1.78%	\$ 31,767.78	\$ 31,921.19	0.48%
MGS-S Customer 6693	\$ 4,169.15	\$ 4,254.47	2.05%	\$ 13,765.82	\$ 13,851.13	0.62%
MGS-S Customer 6694	\$ 17,752.32	\$ 18,053.89	1.70%	\$ 34,041.75	\$ 34,343.32	0.89%
MGS-S Customer 6695	\$ 5,091.85	\$ 5,191.32	1.95%	\$ 15,087.63	\$ 15,187.11	0.66%
MGS-S Customer 6696	\$ 8,308.73	\$ 8,456.40	1.78%	\$ 32,788.57	\$ 32,936.25	0.45%
MGS-S Customer 6697	\$ 9,083.73	\$ 9,245.90	1.79%	\$ 29,456.94	\$ 29,619.11	0.55%
MGS-S Customer 6698	\$ 6,368.91	\$ 6,487.00	1.85%	\$ 24,879.63	\$ 24,997.71	0.47%
MGS-S Customer 6699	\$ 4,167.52	\$ 4,247.72	1.92%	\$ 14,257.92	\$ 14,338.12	0.56%
MGS-S Customer 6700	\$ 10,849.58	\$ 11,035.30	1.71%	\$ 47,094.02	\$ 47,279.74	0.39%
MGS-S Customer 6701	\$ 5,748.62	\$ 5,858.23	1.91%	\$ 19,670.51	\$ 19,780.12	0.56%
MGS-S Customer 6702	\$ 4,654.61	\$ 4,743.94	1.92%	\$ 11,572.36	\$ 11,661.69	0.77%
MGS-S Customer 6703	\$ 6,740.89	\$ 6,866.31	1.86%	\$ 21,279.80	\$ 21,405.22	0.59%
MGS-S Customer 6704	\$ 4,626.56	\$ 4,712.48	1.86%	\$ 20,819.44	\$ 20,905.36	0.41%
MGS-S Customer 6705	\$ 7,340.33	\$ 7,466.53	1.72%	\$ 34,782.58	\$ 34,908.78	0.36%
MGS-S Customer 6706	\$ 3,396.04	\$ 3,465.10	2.03%	\$ 7,917.80	\$ 7,986.86	0.87%
MGS-S Customer 6707	\$ 8,178.59	\$ 8,327.00	1.81%	\$ 24,826.92	\$ 24,975.33	0.60%
MGS-S Customer 6708	\$ 4,554.65	\$ 4,645.01	1.98%	\$ 16,456.35	\$ 16,546.71	0.55%
MGS-S Customer 6709	\$ 5,216.92	\$ 5,315.66	1.89%	\$ 21,771.90	\$ 21,870.64	0.45%
MGS-S Customer 6710	\$ 769.69	\$ 800.19	3.96%	\$ 6,478.30	\$ 6,508.80	0.47%
MGS-S Customer 6711	\$ 4,667.38	\$ 4,754.40	1.86%	\$ 15,771.75	\$ 15,858.77	0.55%
MGS-S Customer 6712	\$ 5,192.43	\$ 5,285.86	1.80%	\$ 25,962.59	\$ 26,056.02	0.36%
MGS-S Customer 6713	\$ 5,087.50	\$ 5,184.63	1.91%	\$ 16,084.24	\$ 16,181.37	0.60%
MGS-S Customer 6714	\$ 12,541.31	\$ 12,757.98	1.73%	\$ 38,584.28	\$ 38,800.95	0.56%
MGS-S Customer 6715	\$ 3,441.31	\$ 3,514.39	2.12%	\$ 11,750.56	\$ 11,823.64	0.62%
MGS-S Customer 6716	\$ 11,557.25	\$ 11,757.44	1.73%	\$ 32,933.69	\$ 33,133.89	0.61%
MGS-S Customer 6717	\$ 4,956.90	\$ 5,048.80	1.85%	\$ 18,644.32	\$ 18,736.22	0.49%

Customer	Delivery 7/22 Prices	Delivery 8/23 Prices	Delivery % Difference	Bundled 7/22 Prices	Bundled 8/23 Prices	Bundled % Difference
MGS-S Customer 6718	\$ 3,202.61	\$ 3,268.59	2.06%	\$ 9,188.20	\$ 9,254.18	0.72%
MGS-S Customer 6719	\$ 1,774.36	\$ 1,817.27	2.42%	\$ 4,943.46	\$ 4,986.37	0.87%
MGS-S Customer 6720	\$ 4,452.19	\$ 4,542.30	2.02%	\$ 12,610.73	\$ 12,700.84	0.71%
MGS-S Customer 6721	\$ 3,080.46	\$ 3,145.32	2.11%	\$ 6,781.92	\$ 6,846.78	0.96%
MGS-S Customer 6722	\$ 7,757.05	\$ 7,899.13	1.83%	\$ 24,791.47	\$ 24,933.56	0.57%
MGS-S Customer 6723	\$ 5,123.08	\$ 5,224.28	1.98%	\$ 12,431.38	\$ 12,532.58	0.81%
MGS-S Customer 6724	\$ 33,574.93	\$ 34,110.66	1.60%	\$ 140,361.18	\$ 140,896.91	0.38%
MGS-S Customer 6725	\$ 3,985.95	\$ 4,064.19	1.96%	\$ 10,905.30	\$ 10,983.54	0.72%
MGS-S Customer 6726	\$ 15,322.85	\$ 15,579.21	1.67%	\$ 57,847.21	\$ 58,103.58	0.44%
MGS-S Customer 6727	\$ 3,812.48	\$ 3,892.36	2.10%	\$ 11,011.43	\$ 11,091.31	0.73%
MGS-S Customer 6728	\$ 4,790.91	\$ 4,886.63	2.00%	\$ 12,181.71	\$ 12,277.43	0.79%
MGS-S Customer 6729	\$ 8,619.04	\$ 8,769.01	1.74%	\$ 40,219.80	\$ 40,369.77	0.37%
MGS-S Customer 6730	\$ 3,801.45	\$ 3,880.63	2.08%	\$ 13,081.61	\$ 13,160.78	0.61%
MGS-S Customer 6731	\$ 13,812.58	\$ 14,039.07	1.64%	\$ 59,289.52	\$ 59,516.01	0.38%
MGS-S Customer 6732	\$ 31,226.09	\$ 31,727.49	1.61%	\$ 121,265.86	\$ 121,767.26	0.41%
MGS-S Customer 6733	\$ 3,219.69	\$ 3,290.66	2.20%	\$ 5,687.79	\$ 5,758.76	1.25%
MGS-S Customer 6734	\$ 18,687.77	\$ 18,996.71	1.65%	\$ 69,439.12	\$ 69,748.06	0.44%
MGS-S Customer 6735	\$ 11,905.50	\$ 12,112.41	1.74%	\$ 33,341.36	\$ 33,548.27	0.62%
MGS-S Customer 6736	\$ 5,267.37	\$ 5,367.49	1.90%	\$ 10,198.76	\$ 10,298.88	0.98%
MGS-S Customer 6737	\$ 3,492.14	\$ 3,567.06	2.15%	\$ 10,081.73	\$ 10,156.65	0.74%
MGS-S Customer 6738	\$ 3,432.21	\$ 3,501.53	2.02%	\$ 9,737.85	\$ 9,807.17	0.71%
MGS-S Customer 6739	\$ 15,041.25	\$ 15,299.24	1.72%	\$ 35,243.07	\$ 35,501.06	0.73%
MGS-S Customer 6740	\$ 4,555.20	\$ 4,646.71	2.01%	\$ 13,531.75	\$ 13,623.26	0.68%
MGS-S Customer 6741	\$ 14,197.74	\$ 14,436.76	1.68%	\$ 37,315.56	\$ 37,554.59	0.64%
MGS-S Customer 6742	\$ 10,227.71	\$ 10,402.81	1.71%	\$ 31,361.92	\$ 31,537.02	0.56%
MGS-S Customer 6743	\$ 16,772.55	\$ 17,056.71	1.69%	\$ 45,429.88	\$ 45,714.04	0.63%
MGS-S Customer 6744	\$ 5,722.59	\$ 5,832.89	1.93%	\$ 16,335.40	\$ 16,445.70	0.68%
MGS-S Customer 6745	\$ 3,745.01	\$ 3,820.47	2.01%	\$ 6,355.82	\$ 6,431.28	1.19%
MGS-S Customer 6746	\$ 4,562.02	\$ 4,649.77	1.92%	\$ 11,797.42	\$ 11,885.17	0.74%
MGS-S Customer 6747	\$ 3,182.69	\$ 3,253.77	2.23%	\$ 6,775.14	\$ 6,846.22	1.05%
MGS-S Customer 6748	\$ 54,186.24	\$ 55,002.44	1.51%	\$ 132,801.93	\$ 133,618.13	0.61%
MGS-S Customer 6749	\$ 4,728.25	\$ 4,823.45	2.01%	\$ 10,390.02	\$ 10,485.21	0.92%
MGS-S Customer 6750	\$ 4,993.68	\$ 5,092.10	1.97%	\$ 13,887.96	\$ 13,986.38	0.71%
MGS-S Customer 6751	\$ 6,503.70	\$ 6,625.57	1.87%	\$ 19,794.85	\$ 19,916.72	0.62%
MGS-S Customer 6752	\$ 5,109.68	\$ 5,205.89	1.88%	\$ 13,339.86	\$ 13,436.07	0.72%
MGS-S Customer 6753	\$ 4,377.50	\$ 4,467.13	2.05%	\$ 11,590.74	\$ 11,680.37	0.77%
MGS-S Customer 6754	\$ 3,126.28	\$ 3,194.48	2.18%	\$ 10,839.19	\$ 10,907.39	0.63%
MGS-S Customer 6755	\$ 4,383.75	\$ 4,465.26	1.86%	\$ 20,788.81	\$ 20,870.32	0.39%
MGS-S Customer 6756	\$ 13,942.63	\$ 14,175.61	1.67%	\$ 55,988.27	\$ 56,221.26	0.42%
MGS-S Customer 6757	\$ 2,870.63	\$ 2,931.58	2.12%	\$ 7,608.23	\$ 7,669.18	0.80%

Customer	Delivery 7/22 Prices	Delivery 8/23 Prices	Delivery % Difference	Bundled 7/22 Prices	Bundled 8/23 Prices	Bundled % Difference
MGS-S Customer 6758	\$ 5,380.39	\$ 5,483.23	1.91%	\$ 20,764.85	\$ 20,867.69	0.50%
MGS-S Customer 6759	\$ 8,382.86	\$ 8,532.89	1.79%	\$ 31,226.45	\$ 31,376.48	0.48%
MGS-S Customer 6760	\$ 4,351.92	\$ 4,440.81	2.04%	\$ 11,247.96	\$ 11,336.85	0.79%
MGS-S Customer 6761	\$ 5,444.40	\$ 5,550.24	1.94%	\$ 14,364.74	\$ 14,470.58	0.74%
MGS-S Customer 6762	\$ 5,431.43	\$ 5,535.59	1.92%	\$ 18,037.00	\$ 18,141.16	0.58%
MGS-S Customer 6763	\$ 6,819.30	\$ 6,946.25	1.86%	\$ 19,310.61	\$ 19,437.55	0.66%
MGS-S Customer 6764	\$ 9,597.29	\$ 9,765.22	1.75%	\$ 38,076.37	\$ 38,244.30	0.44%
MGS-S Customer 6765	\$ 3,357.31	\$ 3,426.03	2.05%	\$ 11,505.22	\$ 11,573.94	0.60%
MGS-S Customer 6766	\$ 5,100.09	\$ 5,202.07	2.00%	\$ 12,010.76	\$ 12,112.74	0.85%
MGS-S Customer 6767	\$ 13,956.04	\$ 14,193.86	1.70%	\$ 44,795.81	\$ 45,033.62	0.53%
MGS-S Customer 6768	\$ 4,045.33	\$ 4,129.68	2.09%	\$ 9,562.90	\$ 9,647.24	0.88%
MGS-S Customer 6769	\$ 2,577.69	\$ 2,638.00	2.34%	\$ 7,934.37	\$ 7,994.68	0.76%
MGS-S Customer 6770	\$ 10,820.06	\$ 11,010.15	1.76%	\$ 30,237.12	\$ 30,427.20	0.63%
MGS-S Customer 6771	\$ 4,009.92	\$ 4,093.13	2.08%	\$ 11,472.94	\$ 11,556.15	0.73%
MGS-S Customer 6772	\$ 9,192.91	\$ 9,356.35	1.78%	\$ 30,784.17	\$ 30,947.61	0.53%
MGS-S Customer 6773	\$ 21,167.66	\$ 21,514.31	1.64%	\$ 75,625.72	\$ 75,972.37	0.46%
MGS-S Customer 6774	\$ 16,414.18	\$ 16,681.97	1.63%	\$ 62,549.28	\$ 62,817.07	0.43%
MGS-S Customer 6775	\$ 3,992.31	\$ 4,073.74	2.04%	\$ 15,478.89	\$ 15,560.32	0.53%
MGS-S Customer 6776	\$ 5,673.62	\$ 5,783.90	1.94%	\$ 15,226.06	\$ 15,336.34	0.72%
MGS-S Customer 6777	\$ 8,298.57	\$ 8,448.47	1.81%	\$ 21,530.30	\$ 21,680.20	0.70%
MGS-S Customer 6778	\$ 8,867.24	\$ 9,023.71	1.76%	\$ 35,440.40	\$ 35,596.87	0.44%
MGS-S Customer 6779	\$ 6,839.15	\$ 6,966.28	1.86%	\$ 21,688.86	\$ 21,815.99	0.59%
MGS-S Customer 6780	\$ 1,726.86	\$ 1,773.97	2.73%	\$ 3,715.04	\$ 3,762.16	1.27%
MGS-S Customer 6781	\$ 4,801.60	\$ 4,892.40	1.89%	\$ 14,408.89	\$ 14,499.69	0.63%
MGS-S Customer 6782	\$ 8,027.12	\$ 8,171.28	1.80%	\$ 29,325.87	\$ 29,470.03	0.49%
MGS-S Customer 6783	\$ 9,208.15	\$ 9,373.39	1.79%	\$ 21,438.93	\$ 21,604.17	0.77%
MGS-S Customer 6784	\$ 3,074.44	\$ 3,142.34	2.21%	\$ 10,193.53	\$ 10,261.42	0.67%
MGS-S Customer 6785	\$ 4,764.58	\$ 4,857.13	1.94%	\$ 12,096.08	\$ 12,188.63	0.77%
MGS-S Customer 6786	\$ 3,743.09	\$ 3,818.82	2.02%	\$ 9,467.24	\$ 9,542.97	0.80%
MGS-S Customer 6787	\$ 11,495.33	\$ 11,691.61	1.71%	\$ 46,565.13	\$ 46,761.41	0.42%
MGS-S Customer 6788	\$ 4,761.42	\$ 4,853.96	1.94%	\$ 20,698.46	\$ 20,791.00	0.45%
MGS-S Customer 6789	\$ 3,139.45	\$ 3,203.78	2.05%	\$ 10,133.65	\$ 10,197.97	0.63%
MGS-S Customer 6790	\$ 3,669.46	\$ 3,746.18	2.09%	\$ 13,082.27	\$ 13,158.99	0.59%
MGS-S Customer 6791	\$ 1,340.01	\$ 1,381.16	3.07%	\$ 3,153.60	\$ 3,194.75	1.30%
MGS-S Customer 6792	\$ 11,513.72	\$ 11,712.27	1.72%	\$ 17,875.92	\$ 18,074.47	1.11%
MGS-S Customer 6793	\$ 6,033.66	\$ 6,148.23	1.90%	\$ 18,255.41	\$ 18,369.99	0.63%
MGS-S Customer 6794	\$ 23,544.10	\$ 23,931.62	1.65%	\$ 77,787.35	\$ 78,174.87	0.50%
MGS-S Customer 6795	\$ 11,029.82	\$ 11,219.75	1.72%	\$ 32,378.84	\$ 32,568.77	0.59%
MGS-S Customer 6796	\$ 32,272.08	\$ 32,783.58	1.58%	\$ 133,326.87	\$ 133,838.37	0.38%
MGS-S Customer 6797	\$ 14,402.02	\$ 14,650.34	1.72%	\$ 38,100.31	\$ 38,348.62	0.65%

Internal Use

Customer	Delivery 7/22 Prices	Delivery 8/23 Prices	Delivery % Difference	Bundled 7/22 Prices	Bundled 8/23 Prices	Bundled % Difference
MGS-S Customer 6798	\$ 12,835.25	\$ 13,053.35	1.70%	\$ 44,170.92	\$ 44,389.02	0.49%
MGS-S Customer 6799	\$ 7,100.00	\$ 7,233.23	1.88%	\$ 15,050.81	\$ 15,184.04	0.89%
MGS-S Customer 6800	\$ 3,608.10	\$ 3,685.38	2.14%	\$ 9,194.11	\$ 9,271.39	0.84%
MGS-S Customer 6801	\$ 8,943.21	\$ 9,103.04	1.79%	\$ 29,547.24	\$ 29,707.06	0.54%
MGS-S Customer 6802	\$ 2,206.61	\$ 2,261.41	2.48%	\$ 5,611.67	\$ 5,666.47	0.98%
MGS-S Customer 6803	\$ 3,493.51	\$ 3,563.77	2.01%	\$ 10,520.04	\$ 10,590.30	0.67%
MGS-S Customer 6804	\$ 4,754.95	\$ 4,849.03	1.98%	\$ 10,842.91	\$ 10,937.00	0.87%
MGS-S Customer 6805	\$ 3,324.87	\$ 3,397.98	2.20%	\$ 7,799.89	\$ 7,873.00	0.94%
MGS-S Customer 6806	\$ 3,811.66	\$ 3,892.67	2.13%	\$ 8,601.59	\$ 8,682.60	0.94%
MGS-S Customer 6807	\$ 3,834.33	\$ 3,915.65	2.12%	\$ 8,338.72	\$ 8,420.04	0.98%
MGS-S Customer 6808	\$ 4,103.16	\$ 4,187.84	2.06%	\$ 11,544.81	\$ 11,629.49	0.73%
MGS-S Customer 6809	\$ 2,690.55	\$ 2,753.31	2.33%	\$ 6,662.47	\$ 6,725.23	0.94%
MGS-S Customer 6810	\$ 4,796.72	\$ 4,892.32	1.99%	\$ 13,485.33	\$ 13,580.93	0.71%
MGS-S Customer 6811	\$ 6,321.03	\$ 6,439.74	1.88%	\$ 16,252.83	\$ 16,371.54	0.73%
MGS-S Customer 6812	\$ 3,598.06	\$ 3,676.36	2.18%	\$ 7,016.82	\$ 7,095.13	1.12%
MGS-S Customer 6813	\$ 3,261.87	\$ 3,328.80	2.05%	\$ 8,824.92	\$ 8,891.84	0.76%
MGS-S Customer 6814	\$ 3,774.64	\$ 3,855.31	2.14%	\$ 7,229.98	\$ 7,310.64	1.12%
MGS-S Customer 6815	\$ 5,262.50	\$ 5,363.26	1.91%	\$ 20,892.17	\$ 20,992.93	0.48%
MGS-S Customer 6816	\$ 6,229.43	\$ 6,343.55	1.83%	\$ 24,639.60	\$ 24,753.71	0.46%
MGS-S Customer 6817	\$ 7,205.15	\$ 7,337.74	1.84%	\$ 21,419.55	\$ 21,552.14	0.62%
MGS-S Customer 6818	\$ 8,512.01	\$ 8,665.57	1.80%	\$ 23,320.58	\$ 23,474.14	0.66%
MGS-S Customer 6819	\$ 6,068.13	\$ 6,184.91	1.92%	\$ 15,051.77	\$ 15,168.55	0.78%
MGS-S Customer 6820	\$ 3,428.60	\$ 3,502.68	2.16%	\$ 9,213.19	\$ 9,287.28	0.80%
MGS-S Customer 6821	\$ 4,647.67	\$ 4,741.19	2.01%	\$ 13,293.32	\$ 13,386.84	0.70%
MGS-S Customer 6822	\$ 5,572.96	\$ 5,681.32	1.94%	\$ 15,399.64	\$ 15,508.00	0.70%
MGS-S Customer 6823	\$ 3,644.37	\$ 3,722.07	2.13%	\$ 9,665.03	\$ 9,742.74	0.80%
MGS-S Customer 6824	\$ 8,394.87	\$ 8,552.19	1.87%	\$ 9,839.16	\$ 9,996.48	1.60%
MGS-S Customer 6825	\$ 5,066.29	\$ 5,167.50	2.00%	\$ 10,199.01	\$ 10,300.22	0.99%
MGS-S Customer 6826	\$ 10,961.89	\$ 11,153.36	1.75%	\$ 33,997.44	\$ 34,188.92	0.56%
MGS-S Customer 6827	\$ 13,533.43	\$ 13,756.07	1.65%	\$ 56,907.92	\$ 57,130.56	0.39%
MGS-S Customer 6828	\$ 4,008.99	\$ 4,092.43	2.08%	\$ 10,499.17	\$ 10,582.61	0.79%
MGS-S Customer 6829	\$ 8,043.49	\$ 8,189.57	1.82%	\$ 25,704.09	\$ 25,850.16	0.57%
MGS-S Customer 6830	\$ 5,098.35	\$ 5,198.13	1.96%	\$ 16,097.82	\$ 16,197.61	0.62%
MGS-S Customer 6831	\$ 4,184.79	\$ 4,270.91	2.06%	\$ 11,564.17	\$ 11,650.29	0.74%
MGS-S Customer 6832	\$ 4,014.82	\$ 4,091.89	1.92%	\$ 15,923.72	\$ 16,000.79	0.48%
MGS-S Customer 6833	\$ 6,485.27	\$ 6,601.54	1.79%	\$ 22,399.57	\$ 22,515.84	0.52%
MGS-S Customer 6834	\$ 5,358.73	\$ 5,463.05	1.95%	\$ 15,356.68	\$ 15,461.01	0.68%
MGS-S Customer 6835	\$ 2,674.35	\$ 2,732.92	2.19%	\$ 6,275.95	\$ 6,334.51	0.93%
MGS-S Customer 6836	\$ 3,756.21	\$ 3,832.83	2.04%	\$ 7,856.00	\$ 7,932.61	0.98%
MGS-S Customer 6837	\$ 3,889.21	\$ 3,967.84	2.02%	\$ 8,912.24	\$ 8,990.87	0.88%

Internal Use

Customer	Delivery 7/22 Prices	Delivery 8/23 Prices	Delivery % Difference	Bundled 7/22 Prices	Bundled 8/23 Prices	Bundled % Difference
MGS-S Customer 6838	\$ 4,042.50	\$ 4,123.77	2.01%	\$ 8,818.72	\$ 8,899.99	0.92%
MGS-S Customer 6839	\$ 4,206.62	\$ 4,292.49	2.04%	\$ 12,415.32	\$ 12,501.19	0.69%
MGS-S Customer 6840	\$ 1,008.94	\$ 1,045.01	3.58%	\$ 1,462.91	\$ 1,498.98	2.47%
MGS-S Customer 6841	\$ 5,592.86	\$ 5,700.82	1.93%	\$ 16,389.29	\$ 16,497.25	0.66%
MGS-S Customer 6842	\$ 8,618.27	\$ 8,770.43	1.77%	\$ 25,739.54	\$ 25,891.70	0.59%
MGS-S Customer 6843	\$ 4,233.81	\$ 4,319.69	2.03%	\$ 13,646.51	\$ 13,732.39	0.63%
MGS-S Customer 6844	\$ 6,246.06	\$ 6,365.10	1.91%	\$ 15,683.67	\$ 15,802.71	0.76%
MGS-S Customer 6845	\$ 3,287.79	\$ 3,359.44	2.18%	\$ 9,840.01	\$ 9,911.66	0.73%
MGS-S Customer 6846	\$ 7,749.91	\$ 7,888.68	1.79%	\$ 30,836.99	\$ 30,975.77	0.45%
MGS-S Customer 6847	\$ 17,639.64	\$ 17,928.88	1.64%	\$ 74,442.39	\$ 74,731.63	0.39%
MGS-S Customer 6848	\$ 3,075.49	\$ 3,140.86	2.13%	\$ 6,375.43	\$ 6,440.79	1.03%
MGS-S Customer 6849	\$ 4,619.62	\$ 4,711.98	2.00%	\$ 14,949.06	\$ 15,041.42	0.62%
MGS-S Customer 6850	\$ 14,927.03	\$ 15,180.13	1.70%	\$ 46,189.57	\$ 46,442.67	0.55%
MGS-S Customer 6851	\$ 8,194.21	\$ 8,337.86	1.75%	\$ 26,284.43	\$ 26,428.08	0.55%
MGS-S Customer 6852	\$ 10,271.88	\$ 10,453.98	1.77%	\$ 30,871.33	\$ 31,053.43	0.59%
MGS-S Customer 6853	\$ 4,582.29	\$ 4,670.72	1.93%	\$ 9,438.38	\$ 9,526.81	0.94%
MGS-S Customer 6854	\$ 7,737.18	\$ 7,877.90	1.82%	\$ 25,772.56	\$ 25,913.28	0.55%
MGS-S Customer 6855	\$ 6,048.37	\$ 6,159.30	1.83%	\$ 17,949.61	\$ 18,060.55	0.62%
MGS-S Customer 6856	\$ 1,021.62	\$ 1,053.18	3.09%	\$ 1,813.36	\$ 1,844.91	1.74%
MGS-S Customer 6857	\$ 13,321.56	\$ 13,549.97	1.71%	\$ 44,520.12	\$ 44,748.52	0.51%
MGS-S Customer 6858	\$ 7,473.89	\$ 7,613.75	1.87%	\$ 13,940.42	\$ 14,080.27	1.00%
MGS-S Customer 6859	\$ 4,088.14	\$ 4,167.63	1.94%	\$ 12,336.26	\$ 12,415.75	0.64%
MGS-S Customer 6860	\$ 9,970.82	\$ 10,146.35	1.76%	\$ 30,515.43	\$ 30,690.96	0.58%
MGS-S Customer 6861	\$ 17,096.02	\$ 17,379.53	1.66%	\$ 67,554.86	\$ 67,838.37	0.42%
MGS-S Customer 6862	\$ 5,560.19	\$ 5,663.30	1.85%	\$ 15,418.06	\$ 15,521.17	0.67%
MGS-S Customer 6863	\$ 16,492.17	\$ 16,768.14	1.67%	\$ 58,806.29	\$ 59,082.26	0.47%
MGS-S Customer 6864	\$ 4,926.20	\$ 5,023.44	1.97%	\$ 14,291.14	\$ 14,388.38	0.68%
MGS-S Customer 6865	\$ 27,439.14	\$ 27,875.93	1.59%	\$ 124,444.43	\$ 124,881.21	0.35%
MGS-S Customer 6866	\$ 4,724.15	\$ 4,813.87	1.90%	\$ 13,602.90	\$ 13,692.61	0.66%
MGS-S Customer 6867	\$ 5,997.92	\$ 6,115.13	1.95%	\$ 8,601.42	\$ 8,718.63	1.36%
MGS-S Customer 6868	\$ 5,790.80	\$ 5,892.24	1.75%	\$ 31,349.87	\$ 31,451.31	0.32%
MGS-S Customer 6869	\$ 9,203.56	\$ 9,370.27	1.81%	\$ 15,350.95	\$ 15,517.66	1.09%
MGS-S Customer 6870	\$ 23,979.44	\$ 24,368.44	1.62%	\$ 94,114.48	\$ 94,503.48	0.41%
MGS-S Customer 6871	\$ 9,681.54	\$ 9,856.52	1.81%	\$ 22,789.87	\$ 22,964.85	0.77%
MGS-S Customer 6872	\$ 6,749.24	\$ 6,876.95	1.89%	\$ 15,410.42	\$ 15,538.14	0.83%
MGS-S Customer 6873	\$ 11,632.03	\$ 11,832.86	1.73%	\$ 42,711.75	\$ 42,912.58	0.47%
MGS-S Customer 6874	\$ 7,053.76	\$ 7,183.27	1.84%	\$ 24,734.24	\$ 24,863.74	0.52%
MGS-S Customer 6875	\$ 8,770.17	\$ 8,922.34	1.74%	\$ 30,635.67	\$ 30,787.84	0.50%
MGS-S Customer 6876	\$ 2,886.86	\$ 2,953.43	2.31%	\$ 5,939.99	\$ 6,006.56	1.12%
MGS-S Customer 6877	\$ 8,552.85	\$ 8,706.84	1.80%	\$ 24,302.95	\$ 24,456.94	0.63%

Internal Use

Customer	Delivery 7/22 Prices	Delivery 8/23 Prices	Delivery % Difference	Bundled 7/22 Prices	Bundled 8/23 Prices	Bundled % Difference
MGS-S Customer 6878	\$ 5,926.71	\$ 6,035.95	1.84%	\$ 16,960.01	\$ 17,069.25	0.64%
MGS-S Customer 6879	\$ 8,438.30	\$ 8,586.54	1.76%	\$ 31,419.01	\$ 31,567.25	0.47%
MGS-S Customer 6880	\$ 30,029.73	\$ 30,518.86	1.63%	\$ 90,977.97	\$ 91,467.10	0.54%
MGS-S Customer 6881	\$ 12,958.82	\$ 13,184.82	1.74%	\$ 30,761.10	\$ 30,987.10	0.73%
MGS-S Customer 6882	\$ 8,488.18	\$ 8,642.20	1.81%	\$ 19,667.74	\$ 19,821.76	0.78%
MGS-S Customer 6883	\$ 2,731.81	\$ 2,789.92	2.13%	\$ 8,363.41	\$ 8,421.52	0.69%
MGS-S Customer 6884	\$ 59,291.49	\$ 60,248.25	1.61%	\$ 142,932.50	\$ 143,889.25	0.67%
MGS-S Customer 6885	\$ 6,065.35	\$ 6,181.91	1.92%	\$ 12,315.11	\$ 12,431.68	0.95%
MGS-S Customer 6886	\$ 6,360.90	\$ 6,479.37	1.86%	\$ 21,368.52	\$ 21,486.99	0.55%
MGS-S Customer 6887	\$ 4,034.92	\$ 4,118.84	2.08%	\$ 10,287.43	\$ 10,371.35	0.82%
MGS-S Customer 6888	\$ 5,204.48	\$ 5,302.27	1.88%	\$ 26,879.27	\$ 26,977.06	0.36%
MGS-S Customer 6889	\$ 6,141.89	\$ 6,253.35	1.81%	\$ 32,582.39	\$ 32,693.85	0.34%
MGS-S Customer 6890	\$ 7,541.63	\$ 7,679.75	1.83%	\$ 22,206.00	\$ 22,344.12	0.62%
MGS-S Customer 6891	\$ 1,392.63	\$ 1,434.87	3.03%	\$ 1,858.83	\$ 1,901.07	2.27%
MGS-S Customer 6892	\$ 11,318.70	\$ 11,518.61	1.77%	\$ 24,038.53	\$ 24,238.44	0.83%
MGS-S Customer 6893	\$ 6,266.33	\$ 6,380.85	1.83%	\$ 29,448.14	\$ 29,562.66	0.39%
MGS-S Customer 6894	\$ 3,589.13	\$ 3,659.22	1.95%	\$ 15,583.27	\$ 15,653.36	0.45%
MGS-S Customer 6895	\$ 6,852.72	\$ 6,981.84	1.88%	\$ 16,875.93	\$ 17,005.05	0.77%
MGS-S Customer 6896	\$ 6,075.08	\$ 6,191.87	1.92%	\$ 11,194.09	\$ 11,310.88	1.04%
MGS-S Customer 6897	\$ 6,800.48	\$ 6,927.77	1.87%	\$ 17,687.41	\$ 17,814.70	0.72%
MGS-S Customer 6898	\$ 6,106.32	\$ 6,215.08	1.78%	\$ 25,677.97	\$ 25,786.73	0.42%
MGS-S Customer 6899	\$ 9,264.90	\$ 9,429.15	1.77%	\$ 31,715.43	\$ 31,879.68	0.52%
MGS-S Customer 6900	\$ 8,068.39	\$ 8,213.74	1.80%	\$ 28,471.31	\$ 28,616.66	0.51%
MGS-S Customer 6901	\$ 4,955.55	\$ 5,047.87	1.86%	\$ 17,886.09	\$ 17,978.40	0.52%
MGS-S Customer 6902	\$ 34,303.46	\$ 34,827.92	1.53%	\$ 63,509.25	\$ 64,033.71	0.83%
MGS-S Customer 6903	\$ 3,467.21	\$ 3,538.97	2.07%	\$ 7,183.07	\$ 7,254.82	1.00%
MGS-S Customer 6904	\$ 8,359.42	\$ 8,510.42	1.81%	\$ 26,477.87	\$ 26,628.87	0.57%
MGS-S Customer 6905	\$ 4,662.46	\$ 4,755.59	2.00%	\$ 14,421.84	\$ 14,514.96	0.65%
MGS-S Customer 6906	\$ 3,084.88	\$ 3,153.15	2.21%	\$ 9,017.11	\$ 9,085.38	0.76%
MGS-S Customer 6907	\$ 4,025.53	\$ 4,109.21	2.08%	\$ 10,265.81	\$ 10,349.49	0.82%
MGS-S Customer 6908	\$ 8,036.30	\$ 8,182.44	1.82%	\$ 24,024.07	\$ 24,170.21	0.61%
MGS-S Customer 6909	\$ 10,704.75	\$ 10,891.66	1.75%	\$ 35,742.21	\$ 35,929.11	0.52%
MGS-S Customer 6910	\$ 6,088.95	\$ 6,205.00	1.91%	\$ 15,062.53	\$ 15,178.58	0.77%
MGS-S Customer 6911	\$ 6,171.41	\$ 6,288.87	1.90%	\$ 16,707.78	\$ 16,825.24	0.70%
MGS-S Customer 6912	\$ 6,174.86	\$ 6,286.74	1.81%	\$ 20,806.55	\$ 20,918.43	0.54%
MGS-S Customer 6913	\$ 10,186.04	\$ 10,364.86	1.76%	\$ 35,095.52	\$ 35,274.34	0.51%
MGS-S Customer 6914	\$ 10,246.06	\$ 10,429.63	1.79%	\$ 23,089.29	\$ 23,272.87	0.80%
MGS-S Customer 6915	\$ 5,514.77	\$ 5,620.42	1.92%	\$ 18,713.02	\$ 18,818.67	0.56%
MGS-S Customer 6916	\$ 1,293.94	\$ 1,334.34	3.12%	\$ 3,070.52	\$ 3,110.91	1.32%
MGS-S Customer 6917	\$ 5,127.10	\$ 5,229.04	1.99%	\$ 11,371.50	\$ 11,473.44	0.90%

Customer	Delivery 7/22 Prices	Delivery 8/23 Prices	Delivery % Difference	Bundled 7/22 Prices	Bundled 8/23 Prices	Bundled % Difference
MGS-S Customer 6918	\$ 5,065.58	\$ 5,165.71	1.98%	\$ 13,477.22	\$ 13,577.34	0.74%
MGS-S Customer 6919	\$ 5,025.83	\$ 5,119.28	1.86%	\$ 17,873.87	\$ 17,967.32	0.52%
MGS-S Customer 6920	\$ 5,709.22	\$ 5,817.18	1.89%	\$ 22,414.45	\$ 22,522.41	0.48%
MGS-S Customer 6921	\$ 1,935.87	\$ 1,986.32	2.61%	\$ 5,136.73	\$ 5,187.19	0.98%
MGS-S Customer 6922	\$ 2,875.84	\$ 2,936.89	2.12%	\$ 7,389.83	\$ 7,450.88	0.83%
MGS-S Customer 6923	\$ 5,800.61	\$ 5,910.99	1.90%	\$ 19,525.97	\$ 19,636.34	0.57%
MGS-S Customer 6924	\$ 3,398.86	\$ 3,468.77	2.06%	\$ 4,023.09	\$ 4,092.99	1.74%
MGS-S Customer 6925	\$ 9,824.27	\$ 9,998.15	1.77%	\$ 28,229.87	\$ 28,403.74	0.62%
MGS-S Customer 6926	\$ 6,869.17	\$ 6,996.45	1.85%	\$ 21,039.69	\$ 21,166.97	0.60%
MGS-S Customer 6927	\$ 20,244.80	\$ 20,574.44	1.63%	\$ 87,911.74	\$ 88,241.38	0.37%
MGS-S Customer 6928	\$ 24,849.24	\$ 25,250.17	1.61%	\$ 105,802.76	\$ 106,203.69	0.38%
MGS-S Customer 6929	\$ 2,994.79	\$ 3,060.91	2.21%	\$ 11,080.09	\$ 11,146.21	0.60%
MGS-S Customer 6930	\$ 1,068.11	\$ 1,104.97	3.45%	\$ 1,994.44	\$ 2,031.31	1.85%
MGS-S Customer 6931	\$ 19,458.58	\$ 19,774.92	1.63%	\$ 88,610.95	\$ 88,927.29	0.36%
MGS-S Customer 6932	\$ 19,557.37	\$ 19,896.47	1.73%	\$ 30,800.92	\$ 31,140.01	1.10%
MGS-S Customer 6933	\$ 1,616.37	\$ 1,656.59	2.49%	\$ 5,359.65	\$ 5,399.87	0.75%
MGS-S Customer 6934	\$ 15,655.39	\$ 15,919.59	1.69%	\$ 45,400.51	\$ 45,664.71	0.58%
MGS-S Customer 6935	\$ 4,733.04	\$ 4,828.04	2.01%	\$ 12,470.98	\$ 12,565.98	0.76%
MGS-S Customer 6936	\$ 3,630.84	\$ 3,708.99	2.15%	\$ 7,982.00	\$ 8,060.15	0.98%
MGS-S Customer 6937	\$ 16,096.70	\$ 16,366.85	1.68%	\$ 52,473.68	\$ 52,743.83	0.51%
MGS-S Customer 6938	\$ 10,080.04	\$ 10,257.68	1.76%	\$ 26,927.07	\$ 27,104.72	0.66%
MGS-S Customer 6939	\$ 25,675.78	\$ 26,090.77	1.62%	\$ 104,097.22	\$ 104,512.21	0.40%
MGS-S Customer 6940	\$ 3,262.04	\$ 3,328.36	2.03%	\$ 11,065.79	\$ 11,132.11	0.60%
MGS-S Customer 6941	\$ 3,481.60	\$ 3,551.20	2.00%	\$ 11,636.94	\$ 11,706.54	0.60%
MGS-S Customer 6942	\$ 3,356.38	\$ 3,424.33	2.02%	\$ 10,352.75	\$ 10,420.69	0.66%
MGS-S Customer 6943	\$ 7,209.69	\$ 7,340.40	1.81%	\$ 29,456.60	\$ 29,587.31	0.44%
MGS-S Customer 6944	\$ 3,431.18	\$ 3,500.50	2.02%	\$ 10,344.13	\$ 10,413.45	0.67%
MGS-S Customer 6945	\$ 6,654.73	\$ 6,774.51	1.80%	\$ 16,828.76	\$ 16,948.55	0.71%
MGS-S Customer 6946	\$ 5,717.20	\$ 5,826.50	1.91%	\$ 17,598.80	\$ 17,708.09	0.62%
MGS-S Customer 6947	\$ 4,780.40	\$ 4,874.49	1.97%	\$ 16,179.34	\$ 16,273.43	0.58%
MGS-S Customer 6948	\$ 9,408.37	\$ 9,576.85	1.79%	\$ 30,314.05	\$ 30,482.53	0.56%
MGS-S Customer 6949	\$ 4,294.09	\$ 4,381.77	2.04%	\$ 12,382.36	\$ 12,470.04	0.71%
MGS-S Customer 6950	\$ 7,480.04	\$ 7,610.80	1.75%	\$ 28,466.05	\$ 28,596.81	0.46%
MGS-S Customer 6951	\$ 3,913.64	\$ 3,991.37	1.99%	\$ 8,486.58	\$ 8,564.32	0.92%
MGS-S Customer 6952	\$ 2,818.83	\$ 2,878.82	2.13%	\$ 8,310.00	\$ 8,369.99	0.72%
MGS-S Customer 6953	\$ 3,106.86	\$ 3,171.46	2.08%	\$ 7,091.58	\$ 7,156.18	0.91%
MGS-S Customer 6954	\$ 4,179.33	\$ 4,260.90	1.95%	\$ 11,345.95	\$ 11,427.52	0.72%
MGS-S Customer 6955	\$ 11,555.24	\$ 11,756.59	1.74%	\$ 37,397.11	\$ 37,598.46	0.54%
MGS-S Customer 6956	\$ 5,287.68	\$ 5,391.77	1.97%	\$ 12,403.57	\$ 12,507.65	0.84%
MGS-S Customer 6957	\$ 6,722.06	\$ 6,848.17	1.88%	\$ 19,976.64	\$ 20,102.76	0.63%

Customer	Delivery 7/22 Prices	Delivery 8/23 Prices	Delivery % Difference	Bundled 7/22 Prices	Bundled 8/23 Prices	Bundled % Difference
MGS-S Customer 6958	\$ 9,585.68	\$ 9,757.87	1.80%	\$ 20,459.01	\$ 20,631.20	0.84%
MGS-S Customer 6959	\$ 7,348.00	\$ 7,483.97	1.85%	\$ 21,128.20	\$ 21,264.17	0.64%
MGS-S Customer 6960	\$ 5,258.97	\$ 5,360.60	1.93%	\$ 17,622.99	\$ 17,724.61	0.58%
MGS-S Customer 6961	\$ 31,623.91	\$ 32,138.09	1.63%	\$ 97,234.11	\$ 97,748.29	0.53%
MGS-S Customer 6962	\$ 2,703.95	\$ 2,762.96	2.18%	\$ 7,068.02	\$ 7,127.03	0.83%
MGS-S Customer 6963	\$ 8,167.61	\$ 8,316.46	1.82%	\$ 23,584.06	\$ 23,732.91	0.63%
MGS-S Customer 6964	\$ 3,839.73	\$ 3,914.94	1.96%	\$ 12,621.92	\$ 12,697.13	0.60%
MGS-S Customer 6965	\$ 4,860.08	\$ 4,955.13	1.96%	\$ 18,063.59	\$ 18,158.64	0.53%
MGS-S Customer 6966	\$ 589.71	\$ 612.51	3.87%	\$ 6,897.07	\$ 6,919.86	0.33%
MGS-S Customer 6967	\$ 7,428.33	\$ 7,560.02	1.77%	\$ 21,313.65	\$ 21,445.34	0.62%
MGS-S Customer 6968	\$ 12,939.46	\$ 13,163.00	1.73%	\$ 41,679.06	\$ 41,902.60	0.54%
MGS-S Customer 6969	\$ 5,347.06	\$ 5,452.00	1.96%	\$ 13,875.70	\$ 13,980.64	0.76%
MGS-S Customer 6970	\$ 1,795.76	\$ 1,842.13	2.58%	\$ 5,315.08	\$ 5,361.45	0.87%
MGS-S Customer 6971	\$ 4,293.42	\$ 4,380.40	2.03%	\$ 14,763.28	\$ 14,850.27	0.59%
MGS-S Customer 6972	\$ 3,123.81	\$ 3,188.16	2.06%	\$ 8,510.54	\$ 8,574.89	0.76%
MGS-S Customer 6973	\$ 5,781.47	\$ 5,884.17	1.78%	\$ 27,119.29	\$ 27,222.00	0.38%
MGS-S Customer 6974	\$ 4,107.09	\$ 4,187.12	1.95%	\$ 11,725.62	\$ 11,805.65	0.68%
MGS-S Customer 6975	\$ 14,618.37	\$ 14,865.19	1.69%	\$ 55,095.13	\$ 55,341.95	0.45%
MGS-S Customer 6976	\$ 8,823.22	\$ 8,988.67	1.88%	\$ 10,909.33	\$ 11,074.78	1.52%
MGS-S Customer 6977	\$ 2,106.70	\$ 2,154.99	2.29%	\$ 6,542.19	\$ 6,590.48	0.74%
MGS-S Customer 6978	\$ 3,217.56	\$ 3,282.72	2.03%	\$ 10,387.26	\$ 10,452.42	0.63%
MGS-S Customer 6979	\$ 5,917.36	\$ 6,029.76	1.90%	\$ 19,586.38	\$ 19,698.78	0.57%
MGS-S Customer 6980	\$ 3,888.24	\$ 3,965.94	2.00%	\$ 8,127.43	\$ 8,205.12	0.96%
MGS-S Customer 6981	\$ 12,365.37	\$ 12,575.86	1.70%	\$ 50,026.67	\$ 50,237.16	0.42%
MGS-S Customer 6982	\$ 12,807.93	\$ 13,026.99	1.71%	\$ 44,161.88	\$ 44,380.94	0.50%
MGS-S Customer 6983	\$ 3,330.01	\$ 3,402.70	2.18%	\$ 9,152.20	\$ 9,224.89	0.79%
MGS-S Customer 6984	\$ 6,439.37	\$ 6,556.42	1.82%	\$ 17,556.43	\$ 17,673.47	0.67%
MGS-S Customer 6985	\$ 4,944.83	\$ 5,041.99	1.96%	\$ 15,914.14	\$ 16,011.30	0.61%
MGS-S Customer 6986	\$ 5,388.12	\$ 5,493.30	1.95%	\$ 14,810.42	\$ 14,915.60	0.71%
MGS-S Customer 6987	\$ 4,961.65	\$ 5,059.22	1.97%	\$ 14,724.00	\$ 14,821.56	0.66%
MGS-S Customer 6988	\$ 4,315.91	\$ 4,403.97	2.04%	\$ 11,530.52	\$ 11,618.58	0.76%
MGS-S Customer 6989	\$ 11,373.93	\$ 11,571.70	1.74%	\$ 36,731.32	\$ 36,929.09	0.54%
MGS-S Customer 6990	\$ 16,576.06	\$ 16,855.82	1.69%	\$ 46,440.01	\$ 46,719.77	0.60%
MGS-S Customer 6991	\$ 4,673.76	\$ 4,767.60	2.01%	\$ 12,696.10	\$ 12,789.94	0.74%
MGS-S Customer 6992	\$ 4,902.38	\$ 4,995.69	1.90%	\$ 11,510.70	\$ 11,604.01	0.81%
MGS-S Customer 6993	\$ 5,107.43	\$ 5,202.02	1.85%	\$ 17,994.78	\$ 18,089.36	0.53%
MGS-S Customer 6994	\$ 3,247.37	\$ 3,318.09	2.18%	\$ 9,631.39	\$ 9,702.12	0.73%
MGS-S Customer 6995	\$ 5,525.84	\$ 5,627.33	1.84%	\$ 18,999.93	\$ 19,101.42	0.53%
MGS-S Customer 6996	\$ 8,728.81	\$ 8,885.85	1.80%	\$ 27,650.87	\$ 27,807.91	0.57%
MGS-S Customer 6997	\$ 7,480.53	\$ 7,612.28	1.76%	\$ 24,660.75	\$ 24,792.51	0.53%

Internal Use

Customer	Delivery 7/22 Prices	Delivery 8/23 Prices	Delivery % Difference	Bundled 7/22 Prices	Bundled 8/23 Prices	Bundled % Difference
MGS-S Customer 6998	\$ 11,279.82	\$ 11,476.15	1.74%	\$ 36,591.50	\$ 36,787.84	0.54%
MGS-S Customer 6999	\$ 3,891.09	\$ 3,972.42	2.09%	\$ 10,864.03	\$ 10,945.36	0.75%
MGS-S Customer 7000	\$ 4,852.70	\$ 4,949.29	1.99%	\$ 13,086.42	\$ 13,183.02	0.74%
MGS-S Customer 7001	\$ 3,990.90	\$ 4,074.97	2.11%	\$ 7,885.12	\$ 7,969.19	1.07%
MGS-S Customer 7002	\$ 7,210.39	\$ 7,342.77	1.84%	\$ 24,675.14	\$ 24,807.51	0.54%
MGS-S Customer 7003	\$ 4,852.54	\$ 4,945.01	1.91%	\$ 11,330.26	\$ 11,422.73	0.82%
MGS-S Customer 7004	\$ 5,931.97	\$ 6,044.99	1.91%	\$ 18,217.49	\$ 18,330.51	0.62%
MGS-S Customer 7005	\$ 4,178.00	\$ 4,263.13	2.04%	\$ 13,584.18	\$ 13,669.32	0.63%
MGS-S Customer 7006	\$ 7,105.78	\$ 7,236.30	1.84%	\$ 25,143.78	\$ 25,274.31	0.52%
MGS-S Customer 7007	\$ 9,327.16	\$ 9,491.88	1.77%	\$ 30,945.85	\$ 31,110.57	0.53%
MGS-S Customer 7008	\$ 10,897.81	\$ 11,086.27	1.73%	\$ 39,339.40	\$ 39,527.87	0.48%
MGS-S Customer 7009	\$ 4,992.42	\$ 5,090.82	1.97%	\$ 15,407.21	\$ 15,505.61	0.64%
MGS-S Customer 7010	\$ 6,310.63	\$ 6,428.20	1.86%	\$ 23,710.70	\$ 23,828.27	0.50%
MGS-S Customer 7011	\$ 7,182.09	\$ 7,309.85	1.78%	\$ 25,130.63	\$ 25,258.39	0.51%
MGS-S Customer 7012	\$ 7,872.00	\$ 8,018.47	1.86%	\$ 11,962.64	\$ 12,109.11	1.22%
MGS-S Customer 7013	\$ 38,265.41	\$ 38,871.53	1.58%	\$ 160,695.46	\$ 161,301.58	0.38%
MGS-S Customer 7014	\$ 5,424.77	\$ 5,530.72	1.95%	\$ 13,638.05	\$ 13,743.99	0.78%
MGS-S Customer 7015	\$ 6,345.93	\$ 6,468.10	1.93%	\$ 11,239.16	\$ 11,361.33	1.09%
MGS-S Customer 7016	\$ 8,652.22	\$ 8,807.44	1.79%	\$ 22,171.89	\$ 22,327.12	0.70%
MGS-S Customer 7017	\$ 7,242.47	\$ 7,376.56	1.85%	\$ 22,115.02	\$ 22,249.12	0.61%
MGS-S Customer 7018	\$ 4,902.10	\$ 4,999.02	1.98%	\$ 14,550.75	\$ 14,647.67	0.67%
MGS-S Customer 7019	\$ 6,984.03	\$ 7,114.66	1.87%	\$ 19,099.98	\$ 19,230.61	0.68%
MGS-S Customer 7020	\$ 3,860.38	\$ 3,941.29	2.10%	\$ 10,130.94	\$ 10,211.85	0.80%
MGS-S Customer 7021	\$ 4,454.08	\$ 4,545.41	2.05%	\$ 10,858.67	\$ 10,950.00	0.84%
MGS-S Customer 7022	\$ 13,455.31	\$ 13,678.24	1.66%	\$ 53,301.33	\$ 53,524.27	0.42%
MGS-S Customer 7023	\$ 6,711.80	\$ 6,838.32	1.89%	\$ 16,561.33	\$ 16,687.85	0.76%
MGS-S Customer 7024	\$ 42,227.59	\$ 42,902.76	1.60%	\$ 129,858.68	\$ 130,533.85	0.52%
MGS-S Customer 7025	\$ 2,688.94	\$ 2,750.67	2.30%	\$ 10,544.23	\$ 10,605.95	0.59%
MGS-S Customer 7026	\$ 9,376.01	\$ 9,542.97	1.78%	\$ 26,122.50	\$ 26,289.45	0.64%
MGS-S Customer 7027	\$ 17,093.59	\$ 17,371.02	1.62%	\$ 85,094.18	\$ 85,371.61	0.33%
MGS-S Customer 7028	\$ 47,727.56	\$ 48,503.63	1.63%	\$ 137,881.59	\$ 138,657.66	0.56%
MGS-S Customer 7029	\$ 5,896.82	\$ 6,008.82	1.90%	\$ 17,407.74	\$ 17,519.74	0.64%
MGS-S Customer 7030	\$ 10,368.35	\$ 10,552.24	1.77%	\$ 24,769.80	\$ 24,953.69	0.74%
MGS-S Customer 7031	\$ 4,635.53	\$ 4,728.40	2.00%	\$ 12,375.98	\$ 12,468.85	0.75%
MGS-S Customer 7032	\$ 8,815.92	\$ 8,973.24	1.78%	\$ 30,343.20	\$ 30,500.51	0.52%
MGS-S Customer 7033	\$ 7,299.87	\$ 7,433.97	1.84%	\$ 23,648.72	\$ 23,782.82	0.57%
MGS-S Customer 7034	\$ 4,098.56	\$ 4,177.83	1.93%	\$ 14,057.90	\$ 14,137.17	0.56%
MGS-S Customer 7035	\$ 9,013.45	\$ 9,171.16	1.75%	\$ 35,419.78	\$ 35,577.49	0.45%
MGS-S Customer 7036	\$ 3,406.37	\$ 3,475.30	2.02%	\$ 10,629.09	\$ 10,698.02	0.65%
MGS-S Customer 7037	\$ 4,033.24	\$ 4,116.80	2.07%	\$ 10,969.04	\$ 11,052.60	0.76%

Customer	Delivery 7/22 Prices	Delivery 8/23 Prices	Delivery % Difference	Bundled 7/22 Prices	Bundled 8/23 Prices	Bundled % Difference
MGS-S Customer 7038	\$ 11,702.53	\$ 11,901.65	1.70%	\$ 28,430.73	\$ 28,629.85	0.70%
MGS-S Customer 7039	\$ 5,707.85	\$ 5,815.76	1.89%	\$ 20,417.59	\$ 20,525.49	0.53%
MGS-S Customer 7040	\$ 5,274.80	\$ 5,377.76	1.95%	\$ 13,009.08	\$ 13,112.04	0.79%
MGS-S Customer 7041	\$ 10,543.56	\$ 10,727.02	1.74%	\$ 39,090.85	\$ 39,274.31	0.47%
MGS-S Customer 7042	\$ 40,598.56	\$ 41,233.75	1.56%	\$ 190,192.55	\$ 190,827.74	0.33%
MGS-S Customer 7043	\$ 9,147.55	\$ 9,314.13	1.82%	\$ 22,452.41	\$ 22,618.99	0.74%
MGS-S Customer 7044	\$ 7,424.11	\$ 7,561.45	1.85%	\$ 17,707.84	\$ 17,845.18	0.78%
MGS-S Customer 7045	\$ 6,454.97	\$ 6,569.56	1.78%	\$ 26,343.47	\$ 26,458.07	0.44%
MGS-S Customer 7046	\$ 3,836.98	\$ 3,916.55	2.07%	\$ 11,981.69	\$ 12,061.26	0.66%
MGS-S Customer 7047	\$ 2,058.51	\$ 2,106.09	2.31%	\$ 5,601.26	\$ 5,648.83	0.85%
MGS-S Customer 7048	\$ 4,366.07	\$ 4,455.10	2.04%	\$ 11,742.93	\$ 11,831.96	0.76%
MGS-S Customer 7049	\$ 7,236.34	\$ 7,367.15	1.81%	\$ 17,460.88	\$ 17,591.69	0.75%
MGS-S Customer 7050	\$ 3,042.01	\$ 3,108.78	2.19%	\$ 11,400.74	\$ 11,467.51	0.59%
MGS-S Customer 7051	\$ 10,828.70	\$ 11,018.83	1.76%	\$ 34,157.91	\$ 34,348.04	0.56%
MGS-S Customer 7052	\$ 4,154.34	\$ 4,235.18	1.95%	\$ 11,402.54	\$ 11,483.38	0.71%
MGS-S Customer 7053	\$ 20,303.98	\$ 20,637.09	1.64%	\$ 77,988.85	\$ 78,321.96	0.43%
MGS-S Customer 7054	\$ 8,415.63	\$ 8,565.31	1.78%	\$ 32,506.41	\$ 32,656.09	0.46%
MGS-S Customer 7055	\$ 7,713.64	\$ 7,855.49	1.84%	\$ 21,516.69	\$ 21,658.54	0.66%
MGS-S Customer 7056	\$ 7,560.17	\$ 7,700.42	1.86%	\$ 17,268.01	\$ 17,408.26	0.81%
MGS-S Customer 7057	\$ 1,485.13	\$ 1,528.52	2.92%	\$ 2,975.13	\$ 3,018.52	1.46%
MGS-S Customer 7058	\$ 29,662.64	\$ 30,125.93	1.56%	\$ 119,885.23	\$ 120,348.52	0.39%
MGS-S Customer 7059	\$ 51,825.23	\$ 52,650.76	1.59%	\$ 179,837.10	\$ 180,662.63	0.46%
MGS-S Customer 7060	\$ 6,721.63	\$ 6,847.89	1.88%	\$ 17,864.62	\$ 17,990.88	0.71%
MGS-S Customer 7061	\$ 4,168.99	\$ 4,252.99	2.01%	\$ 15,583.93	\$ 15,667.93	0.54%
MGS-S Customer 7062	\$ 8,205.50	\$ 8,349.52	1.76%	\$ 26,008.58	\$ 26,152.60	0.55%
MGS-S Customer 7063	\$ 5,231.84	\$ 5,329.18	1.86%	\$ 16,538.46	\$ 16,635.80	0.59%
MGS-S Customer 7064	\$ 8,348.17	\$ 8,497.18	1.78%	\$ 16,886.87	\$ 17,035.88	0.88%
MGS-S Customer 7065	\$ 29,940.70	\$ 30,416.10	1.59%	\$ 129,670.03	\$ 130,145.43	0.37%
MGS-S Customer 7066	\$ 6,576.43	\$ 6,694.02	1.79%	\$ 22,854.44	\$ 22,972.02	0.51%
MGS-S Customer 7067	\$ 6,888.28	\$ 7,013.18	1.81%	\$ 18,278.65	\$ 18,403.55	0.68%
MGS-S Customer 7068	\$ 6,713.61	\$ 6,839.61	1.88%	\$ 19,218.63	\$ 19,344.63	0.66%
MGS-S Customer 7069	\$ 5,018.49	\$ 5,117.89	1.98%	\$ 12,912.05	\$ 13,011.45	0.77%
MGS-S Customer 7070	\$ 15,295.13	\$ 15,555.25	1.70%	\$ 44,784.30	\$ 45,044.42	0.58%
MGS-S Customer 7071	\$ 1,967.82	\$ 2,014.27	2.36%	\$ 3,871.11	\$ 3,917.56	1.20%
MGS-S Customer 7072	\$ 4,260.37	\$ 4,341.99	1.92%	\$ 14,471.89	\$ 14,553.51	0.56%
MGS-S Customer 7073	\$ 3,215.50	\$ 3,285.11	2.16%	\$ 11,666.78	\$ 11,736.39	0.60%
MGS-S Customer 7074	\$ 41,964.37	\$ 42,625.47	1.58%	\$ 187,773.95	\$ 188,435.05	0.35%
MGS-S Customer 7075	\$ 37,459.33	\$ 38,060.14	1.60%	\$ 126,365.60	\$ 126,966.41	0.48%
MGS-S Customer 7076	\$ 18,354.96	\$ 18,662.03	1.67%	\$ 53,420.19	\$ 53,727.26	0.57%
MGS-S Customer 7077	\$ 15,822.26	\$ 16,090.32	1.69%	\$ 45,686.21	\$ 45,954.27	0.59%

Internal Use

Customer	Delivery 7/22 Prices	Delivery 8/23 Prices	Delivery % Difference	Bundled 7/22 Prices	Bundled 8/23 Prices	Bundled % Difference
MGS-S Customer 7078	\$ 9,029.71	\$ 9,193.08	1.81%	\$ 22,631.65	\$ 22,795.03	0.72%
MGS-S Customer 7079	\$ 4,337.16	\$ 4,419.30	1.89%	\$ 17,146.23	\$ 17,228.37	0.48%
MGS-S Customer 7080	\$ 4,481.06	\$ 4,571.48	2.02%	\$ 14,095.43	\$ 14,185.85	0.64%
MGS-S Customer 7081	\$ 4,378.35	\$ 4,467.37	2.03%	\$ 12,724.16	\$ 12,813.19	0.70%
MGS-S Customer 7082	\$ 6,294.15	\$ 6,414.07	1.91%	\$ 14,237.76	\$ 14,357.68	0.84%
MGS-S Customer 7083	\$ 5,800.52	\$ 5,911.27	1.91%	\$ 18,391.35	\$ 18,502.10	0.60%
MGS-S Customer 7084	\$ 3,275.87	\$ 3,343.77	2.07%	\$ 6,912.20	\$ 6,980.10	0.98%
MGS-S Customer 7085	\$ 10,957.07	\$ 11,146.34	1.73%	\$ 38,942.52	\$ 39,131.80	0.49%
MGS-S Customer 7086	\$ 6,279.58	\$ 6,393.71	1.82%	\$ 17,476.96	\$ 17,591.09	0.65%
MGS-S Customer 7087	\$ 1,655.10	\$ 1,696.08	2.48%	\$ 4,808.10	\$ 4,849.07	0.85%
MGS-S Customer 7088	\$ 3,025.87	\$ 3,093.11	2.22%	\$ 8,522.30	\$ 8,589.54	0.79%
MGS-S Customer 7089	\$ 3,186.52	\$ 3,252.39	2.07%	\$ 7,236.03	\$ 7,301.89	0.91%
MGS-S Customer 7090	\$ 7,797.43	\$ 7,937.94	1.80%	\$ 15,663.34	\$ 15,803.85	0.90%
MGS-S Customer 7091	\$ 3,631.82	\$ 3,703.33	1.97%	\$ 13,471.18	\$ 13,542.69	0.53%
MGS-S Customer 7092	\$ 8,162.75	\$ 8,308.91	1.79%	\$ 31,952.44	\$ 32,098.61	0.46%
MGS-S Customer 7093	\$ 24,510.23	\$ 24,906.46	1.62%	\$ 77,539.99	\$ 77,936.23	0.51%
MGS-S Customer 7094	\$ 2,548.90	\$ 2,605.63	2.23%	\$ 5,894.65	\$ 5,951.38	0.96%
MGS-S Customer 7095	\$ 4,014.37	\$ 4,098.59	2.10%	\$ 9,625.52	\$ 9,709.74	0.87%
MGS-S Customer 7096	\$ 5,509.57	\$ 5,611.35	1.85%	\$ 16,947.02	\$ 17,048.80	0.60%
MGS-S Customer 7097	\$ 5,252.98	\$ 5,351.90	1.88%	\$ 12,230.50	\$ 12,329.41	0.81%
MGS-S Customer 7098	\$ 8,174.12	\$ 8,319.44	1.78%	\$ 31,831.27	\$ 31,976.59	0.46%
MGS-S Customer 7099	\$ 5,749.02	\$ 5,857.73	1.89%	\$ 21,674.52	\$ 21,783.23	0.50%
MGS-S Customer 7100	\$ 8,798.48	\$ 8,951.03	1.73%	\$ 29,462.95	\$ 29,615.50	0.52%
MGS-S Customer 7101	\$ 3,374.68	\$ 3,443.83	2.05%	\$ 8,646.81	\$ 8,715.96	0.80%
MGS-S Customer 7102	\$ 4,263.12	\$ 4,345.46	1.93%	\$ 12,605.05	\$ 12,687.39	0.65%
MGS-S Customer 7103	\$ 4,657.64	\$ 4,748.75	1.96%	\$ 16,228.89	\$ 16,320.00	0.56%
MGS-S Customer 7104	\$ 3,381.26	\$ 3,455.43	2.19%	\$ 7,617.93	\$ 7,692.10	0.97%
MGS-S Customer 7105	\$ 8,501.01	\$ 8,657.03	1.84%	\$ 17,727.69	\$ 17,883.71	0.88%
MGS-S Customer 7106	\$ 2,682.98	\$ 2,739.69	2.11%	\$ 9,957.12	\$ 10,013.83	0.57%
MGS-S Customer 7107	\$ 10,193.74	\$ 10,371.42	1.74%	\$ 41,428.85	\$ 41,606.54	0.43%
MGS-S Customer 7108	\$ 4,891.79	\$ 4,982.78	1.86%	\$ 17,162.11	\$ 17,253.10	0.53%
MGS-S Customer 7109	\$ 3,810.35	\$ 3,890.57	2.11%	\$ 10,705.14	\$ 10,785.35	0.75%
MGS-S Customer 7110	\$ 4,015.51	\$ 4,094.35	1.96%	\$ 9,778.74	\$ 9,857.58	0.81%
MGS-S Customer 7111	\$ 8,413.39	\$ 8,560.62	1.75%	\$ 26,588.17	\$ 26,735.40	0.55%
MGS-S Customer 7112	\$ 8,282.85	\$ 8,433.55	1.82%	\$ 22,744.63	\$ 22,895.33	0.66%
MGS-S Customer 7113	\$ 5,872.07	\$ 5,980.29	1.84%	\$ 15,605.85	\$ 15,714.07	0.69%
MGS-S Customer 7114	\$ 6,729.74	\$ 6,852.30	1.82%	\$ 28,901.12	\$ 29,023.68	0.42%
MGS-S Customer 7115	\$ 21,075.60	\$ 21,424.72	1.66%	\$ 72,791.34	\$ 73,140.46	0.48%
MGS-S Customer 7116	\$ 7,271.21	\$ 7,397.94	1.74%	\$ 27,884.72	\$ 28,011.45	0.45%
MGS-S Customer 7117	\$ 1,336.37	\$ 1,377.36	3.07%	\$ 2,833.23	\$ 2,874.21	1.45%

Internal Use

Customer	Delivery 7/22 Prices	Delivery 8/23 Prices	Delivery % Difference	Bundled 7/22 Prices	Bundled 8/23 Prices	Bundled % Difference
MGS-S Customer 7118	\$ 5,607.69	\$ 5,716.16	1.93%	\$ 15,534.92	\$ 15,643.39	0.70%
MGS-S Customer 7119	\$ 5,515.59	\$ 5,618.00	1.86%	\$ 15,087.80	\$ 15,190.21	0.68%
MGS-S Customer 7120	\$ 6,423.32	\$ 6,538.69	1.80%	\$ 20,491.47	\$ 20,606.83	0.56%
MGS-S Customer 7121	\$ 3,440.56	\$ 3,512.30	2.09%	\$ 7,770.01	\$ 7,841.75	0.92%
MGS-S Customer 7122	\$ 3,938.94	\$ 4,021.62	2.10%	\$ 9,894.37	\$ 9,977.04	0.84%
MGS-S Customer 7123	\$ 8,589.20	\$ 8,740.23	1.76%	\$ 36,945.21	\$ 37,096.24	0.41%
MGS-S Customer 7124	\$ 65,664.71	\$ 66,687.91	1.56%	\$ 288,890.21	\$ 289,913.41	0.35%
MGS-S Customer 7125	\$ 4,086.51	\$ 4,167.46	1.98%	\$ 8,112.25	\$ 8,193.20	1.00%
MGS-S Customer 7126	\$ 3,927.33	\$ 4,011.63	2.15%	\$ 5,706.30	\$ 5,790.60	1.48%
MGS-S Customer 7127	\$ 11,118.89	\$ 11,311.36	1.73%	\$ 38,295.36	\$ 38,487.83	0.50%
MGS-S Customer 7128	\$ 11,561.73	\$ 11,764.55	1.75%	\$ 30,769.57	\$ 30,972.39	0.66%
MGS-S Customer 7129	\$ 6,304.58	\$ 6,426.63	1.94%	\$ 8,629.04	\$ 8,751.10	1.41%
MGS-S Customer 7130	\$ 4,545.33	\$ 4,636.76	2.01%	\$ 12,237.56	\$ 12,328.99	0.75%
MGS-S Customer 7131	\$ 3,048.06	\$ 3,113.00	2.13%	\$ 7,187.04	\$ 7,251.97	0.90%
MGS-S Customer 7132	\$ 4,234.46	\$ 4,316.83	1.95%	\$ 10,489.26	\$ 10,571.62	0.79%
MGS-S Customer 7133	\$ 20,656.37	\$ 20,994.57	1.64%	\$ 85,135.35	\$ 85,473.56	0.40%
MGS-S Customer 7134	\$ 3,348.31	\$ 3,420.63	2.16%	\$ 10,234.30	\$ 10,306.62	0.71%
MGS-S Customer 7135	\$ 35,192.28	\$ 35,769.10	1.64%	\$ 98,174.41	\$ 98,751.23	0.59%
MGS-S Customer 7136	\$ 8,086.17	\$ 8,232.92	1.81%	\$ 11,888.86	\$ 12,035.61	1.23%
MGS-S Customer 7137	\$ 6,622.96	\$ 6,746.59	1.87%	\$ 20,823.76	\$ 20,947.39	0.59%
MGS-S Customer 7138	\$ 17,139.22	\$ 17,425.93	1.67%	\$ 59,252.24	\$ 59,538.95	0.48%
MGS-S Customer 7139	\$ 6,238.42	\$ 6,354.28	1.86%	\$ 24,536.38	\$ 24,652.24	0.47%
MGS-S Customer 7140	\$ 6,017.80	\$ 6,132.15	1.90%	\$ 18,293.94	\$ 18,408.30	0.63%
MGS-S Customer 7141	\$ 3,661.02	\$ 3,738.25	2.11%	\$ 11,409.01	\$ 11,486.24	0.68%
MGS-S Customer 7142	\$ 18,142.89	\$ 18,439.39	1.63%	\$ 73,099.14	\$ 73,395.64	0.41%
MGS-S Customer 7143	\$ 13,656.32	\$ 13,894.04	1.74%	\$ 31,193.51	\$ 31,431.23	0.76%
MGS-S Customer 7144	\$ 5,089.10	\$ 5,186.26	1.91%	\$ 10,992.88	\$ 11,090.04	0.88%
MGS-S Customer 7145	\$ 1,265.77	\$ 1,305.65	3.15%	\$ 2,695.44	\$ 2,735.32	1.48%
MGS-S Customer 7146	\$ 2,425.92	\$ 2,480.37	2.24%	\$ 5,428.32	\$ 5,482.76	1.00%
MGS-S Customer 7147	\$ 24,529.23	\$ 24,932.18	1.64%	\$ 83,279.03	\$ 83,681.99	0.48%
MGS-S Customer 7148	\$ 4,757.54	\$ 4,852.72	2.00%	\$ 11,543.31	\$ 11,638.50	0.82%
MGS-S Customer 7149	\$ 9,385.90	\$ 9,551.67	1.77%	\$ 33,714.92	\$ 33,880.69	0.49%
MGS-S Customer 7150	\$ 24,093.10	\$ 24,487.75	1.64%	\$ 81,028.40	\$ 81,423.05	0.49%
MGS-S Customer 7151	\$ 36,324.56	\$ 36,900.05	1.58%	\$ 137,790.70	\$ 138,366.19	0.42%
MGS-S Customer 7152	\$ 4,808.21	\$ 4,904.33	2.00%	\$ 14,758.29	\$ 14,854.41	0.65%
MGS-S Customer 7153	\$ 3,936.17	\$ 4,019.26	2.11%	\$ 8,904.36	\$ 8,987.44	0.93%
MGS-S Customer 7154	\$ 7,370.46	\$ 7,505.89	1.84%	\$ 23,266.82	\$ 23,402.25	0.58%
MGS-S Customer 7155	\$ 4,127.61	\$ 4,212.70	2.06%	\$ 11,294.23	\$ 11,379.32	0.75%
MGS-S Customer 7156	\$ 15,593.04	\$ 15,852.80	1.67%	\$ 62,038.94	\$ 62,298.70	0.42%
MGS-S Customer 7157	\$ 3,975.72	\$ 4,055.62	2.01%	\$ 9,796.09	\$ 9,875.98	0.82%

Internal Use

Customer	Delivery 7/22 Prices	Delivery 8/23 Prices	Delivery % Difference	Bundled 7/22 Prices	Bundled 8/23 Prices	Bundled % Difference
MGS-S Customer 7158	\$ 5,093.03	\$ 5,193.10	1.96%	\$ 13,956.81	\$ 14,056.88	0.72%
MGS-S Customer 7159	\$ 5,099.16	\$ 5,199.38	1.97%	\$ 14,438.27	\$ 14,538.49	0.69%
MGS-S Customer 7160	\$ 18,700.50	\$ 19,010.52	1.66%	\$ 61,407.69	\$ 61,717.71	0.50%
MGS-S Customer 7161	\$ 6,350.37	\$ 6,472.16	1.92%	\$ 15,245.56	\$ 15,367.36	0.80%
MGS-S Customer 7162	\$ 4,997.32	\$ 5,096.83	1.99%	\$ 10,820.99	\$ 10,920.51	0.92%
MGS-S Customer 7163	\$ 5,061.62	\$ 5,155.58	1.86%	\$ 18,239.42	\$ 18,333.38	0.52%
MGS-S Customer 7164	\$ 9,761.56	\$ 9,933.22	1.76%	\$ 35,224.07	\$ 35,395.74	0.49%
MGS-S Customer 7165	\$ 7,247.60	\$ 7,374.38	1.75%	\$ 29,113.10	\$ 29,239.88	0.44%
MGS-S Customer 7166	\$ 10,481.97	\$ 10,664.84	1.74%	\$ 36,607.21	\$ 36,790.08	0.50%
MGS-S Customer 7167	\$ 4,583.18	\$ 4,675.18	2.01%	\$ 12,833.01	\$ 12,925.02	0.72%
MGS-S Customer 7168	\$ 5,873.99	\$ 5,980.02	1.81%	\$ 22,100.35	\$ 22,206.37	0.48%
MGS-S Customer 7169	\$ 2,559.79	\$ 2,620.68	2.38%	\$ 5,900.86	\$ 5,961.75	1.03%
MGS-S Customer 7170	\$ 27,420.87	\$ 27,858.61	1.60%	\$ 125,011.18	\$ 125,448.92	0.35%
MGS-S Customer 7171	\$ 6,674.29	\$ 6,799.42	1.87%	\$ 20,391.53	\$ 20,516.66	0.61%
MGS-S Customer 7172	\$ 5,895.19	\$ 6,009.02	1.93%	\$ 15,264.81	\$ 15,378.64	0.75%
MGS-S Customer 7173	\$ 4,083.35	\$ 4,165.11	2.00%	\$ 7,344.43	\$ 7,426.20	1.11%
MGS-S Customer 7174	\$ 5,783.99	\$ 5,894.80	1.92%	\$ 17,068.56	\$ 17,179.37	0.65%
MGS-S Customer 7175	\$ 16,060.60	\$ 16,334.01	1.70%	\$ 41,198.60	\$ 41,472.02	0.66%
MGS-S Customer 7176	\$ 3,506.02	\$ 3,581.47	2.15%	\$ 9,296.90	\$ 9,372.35	0.81%
MGS-S Customer 7177	\$ 19,657.45	\$ 19,984.85	1.67%	\$ 65,429.19	\$ 65,756.59	0.50%
MGS-S Customer 7178	\$ 6,378.16	\$ 6,498.45	1.89%	\$ 19,040.29	\$ 19,160.58	0.63%
MGS-S Customer 7179	\$ 4,494.03	\$ 4,583.94	2.00%	\$ 14,020.76	\$ 14,110.67	0.64%
MGS-S Customer 7180	\$ 4,450.64	\$ 4,535.34	1.90%	\$ 14,913.99	\$ 14,998.69	0.57%
MGS-S Customer 7181	\$ 1,538.74	\$ 1,578.42	2.58%	\$ 4,384.48	\$ 4,424.16	0.91%
MGS-S Customer 7182	\$ 5,082.04	\$ 5,181.63	1.96%	\$ 16,009.19	\$ 16,108.78	0.62%
MGS-S Customer 7183	\$ 1,908.52	\$ 1,958.27	2.61%	\$ 4,911.37	\$ 4,961.12	1.01%
MGS-S Customer 7184	\$ 5,799.09	\$ 5,908.74	1.89%	\$ 21,132.02	\$ 21,241.67	0.52%
MGS-S Customer 7185	\$ 1,762.07	\$ 1,809.72	2.70%	\$ 4,823.66	\$ 4,871.30	0.99%
MGS-S Customer 7186	\$ 2,166.91	\$ 2,215.62	2.25%	\$ 8,168.15	\$ 8,216.86	0.60%
MGS-S Customer 7187	\$ 48,803.07	\$ 49,521.69	1.47%	\$ 71,632.95	\$ 72,351.57	1.00%
MGS-S Customer 7188	\$ 5,437.73	\$ 5,542.79	1.93%	\$ 17,143.82	\$ 17,248.87	0.61%
MGS-S Customer 7189	\$ 4,628.77	\$ 4,719.95	1.97%	\$ 16,327.88	\$ 16,419.06	0.56%
MGS-S Customer 7190	\$ 27,148.11	\$ 27,589.72	1.63%	\$ 32,605.34	\$ 33,046.95	1.35%
MGS-S Customer 7191	\$ 6,522.14	\$ 6,643.37	1.86%	\$ 23,362.66	\$ 23,483.89	0.52%
MGS-S Customer 7192	\$ 2,512.05	\$ 2,566.73	2.18%	\$ 7,042.84	\$ 7,097.51	0.78%
MGS-S Customer 7193	\$ 3,918.82	\$ 3,995.39	1.95%	\$ 11,644.07	\$ 11,720.64	0.66%
MGS-S Customer 7194	\$ 15,767.16	\$ 16,031.10	1.67%	\$ 57,738.49	\$ 58,002.43	0.46%
MGS-S Customer 7195	\$ 21,167.94	\$ 21,519.27	1.66%	\$ 62,211.45	\$ 62,562.78	0.56%
MGS-S Customer 7196	\$ 3,486.32	\$ 3,558.09	2.06%	\$ 6,498.20	\$ 6,569.97	1.10%
MGS-S Customer 7197	\$ 15,518.86	\$ 15,783.04	1.70%	\$ 43,508.89	\$ 43,773.07	0.61%

Internal Use

Customer	Delivery 7/22 Prices	Delivery 8/23 Prices	Delivery % Difference	Bundled 7/22 Prices	Bundled 8/23 Prices	Bundled % Difference
MGS-S Customer 7198	\$ 6,725.03	\$ 6,850.29	1.86%	\$ 20,726.56	\$ 20,851.82	0.60%
MGS-S Customer 7199	\$ 5,548.16	\$ 5,650.21	1.84%	\$ 17,523.79	\$ 17,625.84	0.58%
MGS-S Customer 7200	\$ 6,490.79	\$ 6,609.49	1.83%	\$ 13,264.34	\$ 13,383.04	0.89%
MGS-S Customer 7201	\$ 3,802.52	\$ 3,878.10	1.99%	\$ 11,010.39	\$ 11,085.97	0.69%
MGS-S Customer 7202	\$ 15,190.27	\$ 15,444.69	1.67%	\$ 59,081.23	\$ 59,335.65	0.43%
MGS-S Customer 7203	\$ 9,890.43	\$ 10,068.08	1.80%	\$ 23,021.61	\$ 23,199.26	0.77%
MGS-S Customer 7204	\$ 7,080.26	\$ 7,208.92	1.82%	\$ 19,998.46	\$ 20,127.11	0.64%
MGS-S Customer 7205	\$ 6,045.92	\$ 6,160.26	1.89%	\$ 18,113.42	\$ 18,227.76	0.63%
MGS-S Customer 7206	\$ 11,829.28	\$ 12,036.26	1.75%	\$ 27,807.91	\$ 28,014.89	0.74%
MGS-S Customer 7207	\$ 6,639.64	\$ 6,767.23	1.92%	\$ 13,422.33	\$ 13,549.92	0.95%
MGS-S Customer 7208	\$ 14,513.49	\$ 14,754.85	1.66%	\$ 47,581.39	\$ 47,822.76	0.51%
MGS-S Customer 7209	\$ 44,755.29	\$ 45,462.60	1.58%	\$ 190,446.04	\$ 191,153.35	0.37%
MGS-S Customer 7210	\$ 16,630.09	\$ 16,901.08	1.63%	\$ 80,592.49	\$ 80,863.48	0.34%
MGS-S Customer 7211	\$ 655.45	\$ 681.34	3.95%	\$ 765.14	\$ 791.03	3.38%
MGS-S Customer 7212	\$ 7,315.76	\$ 7,451.18	1.85%	\$ 20,040.17	\$ 20,175.58	0.68%
MGS-S Customer 7213	\$ 4,909.01	\$ 5,006.24	1.98%	\$ 13,236.54	\$ 13,333.78	0.73%
MGS-S Customer 7214	\$ 4,323.22	\$ 4,410.09	2.01%	\$ 15,497.18	\$ 15,584.05	0.56%
MGS-S Customer 7215	\$ 12,939.29	\$ 13,162.65	1.73%	\$ 39,567.29	\$ 39,790.65	0.56%
MGS-S Customer 7216	\$ 14,277.78	\$ 14,524.44	1.73%	\$ 40,179.07	\$ 40,425.73	0.61%
MGS-S Customer 7217	\$ 886.85	\$ 920.89	3.84%	\$ 1,543.41	\$ 1,577.45	2.21%
MGS-S Customer 7218	\$ 8,528.51	\$ 8,682.83	1.81%	\$ 25,896.59	\$ 26,050.91	0.60%
MGS-S Customer 7219	\$ 6,610.47	\$ 6,734.03	1.87%	\$ 21,023.01	\$ 21,146.56	0.59%
MGS-S Customer 7220	\$ 3,235.75	\$ 3,302.42	2.06%	\$ 8,746.69	\$ 8,813.36	0.76%
MGS-S Customer 7221	\$ 3,785.83	\$ 3,866.14	2.12%	\$ 9,196.90	\$ 9,277.21	0.87%
MGS-S Customer 7222	\$ 3,173.80	\$ 3,239.53	2.07%	\$ 9,678.95	\$ 9,744.67	0.68%
MGS-S Customer 7223	\$ 7,428.43	\$ 7,558.73	1.75%	\$ 20,820.13	\$ 20,950.43	0.63%
MGS-S Customer 7224	\$ 6,667.59	\$ 6,794.74	1.91%	\$ 15,662.43	\$ 15,789.58	0.81%
MGS-S Customer 7225	\$ 17,900.77	\$ 18,200.84	1.68%	\$ 52,710.06	\$ 53,010.12	0.57%
MGS-S Customer 7226	\$ 7,491.60	\$ 7,625.34	1.79%	\$ 23,959.28	\$ 24,093.02	0.56%
MGS-S Customer 7227	\$ 32,776.93	\$ 33,315.41	1.64%	\$ 78,162.46	\$ 78,700.94	0.69%
MGS-S Customer 7228	\$ 4,982.54	\$ 5,080.87	1.97%	\$ 14,460.60	\$ 14,558.93	0.68%
MGS-S Customer 7229	\$ 40,356.88	\$ 41,001.33	1.60%	\$ 140,337.59	\$ 140,982.04	0.46%
MGS-S Customer 7230	\$ 4,687.92	\$ 4,779.37	1.95%	\$ 22,004.58	\$ 22,096.03	0.42%
MGS-S Customer 7231	\$ 5,040.01	\$ 5,133.97	1.86%	\$ 16,446.72	\$ 16,540.68	0.57%
MGS-S Customer 7232	\$ 9,570.27	\$ 9,738.79	1.76%	\$ 34,089.88	\$ 34,258.40	0.49%
MGS-S Customer 7233	\$ 67,460.27	\$ 68,499.45	1.54%	\$ 322,679.60	\$ 323,718.78	0.32%
MGS-S Customer 7234	\$ 3,466.32	\$ 3,541.09	2.16%	\$ 9,059.52	\$ 9,134.30	0.83%
MGS-S Customer 7235	\$ 2,905.42	\$ 2,971.12	2.26%	\$ 7,490.13	\$ 7,555.84	0.88%
MGS-S Customer 7236	\$ 8,109.87	\$ 8,257.00	1.81%	\$ 25,093.10	\$ 25,240.24	0.59%
MGS-S Customer 7237	\$ 7,279.73	\$ 7,415.77	1.87%	\$ 17,039.67	\$ 17,175.72	0.80%

Customer	Delivery 7/22 Prices	Delivery 8/23 Prices	Delivery % Difference	Bundled 7/22 Prices	Bundled 8/23 Prices	Bundled % Difference
MGS-S Customer 7238	\$ 4,466.93	\$ 4,553.34	1.93%	\$ 10,169.61	\$ 10,256.01	0.85%
MGS-S Customer 7239	\$ 4,239.76	\$ 4,328.83	2.10%	\$ 7,375.04	\$ 7,464.11	1.21%
MGS-S Customer 7240	\$ 18,461.30	\$ 18,770.89	1.68%	\$ 56,451.69	\$ 56,761.27	0.55%
MGS-S Customer 7241	\$ 6,579.38	\$ 6,702.37	1.87%	\$ 21,278.25	\$ 21,401.25	0.58%
MGS-S Customer 7242	\$ 10,969.12	\$ 11,161.72	1.76%	\$ 30,960.69	\$ 31,153.29	0.62%
MGS-S Customer 7243	\$ 3,678.66	\$ 3,752.30	2.00%	\$ 10,298.64	\$ 10,372.28	0.72%
MGS-S Customer 7244	\$ 6,858.32	\$ 6,985.04	1.85%	\$ 23,408.27	\$ 23,534.99	0.54%
MGS-S Customer 7245	\$ 2,722.88	\$ 2,785.67	2.31%	\$ 7,529.15	\$ 7,591.94	0.83%
MGS-S Customer 7246	\$ 12,783.56	\$ 13,001.48	1.70%	\$ 44,676.83	\$ 44,894.75	0.49%
MGS-S Customer 7247	\$ 3,104.77	\$ 3,172.44	2.18%	\$ 9,988.24	\$ 10,055.91	0.68%
MGS-S Customer 7248	\$ 3,864.76	\$ 3,945.33	2.08%	\$ 11,628.29	\$ 11,708.86	0.69%
MGS-S Customer 7249	\$ 7,276.76	\$ 7,411.37	1.85%	\$ 17,707.43	\$ 17,842.04	0.76%
MGS-S Customer 7250	\$ 3,991.07	\$ 4,074.23	2.08%	\$ 9,371.18	\$ 9,454.33	0.89%
MGS-S Customer 7251	\$ 6,207.70	\$ 6,323.54	1.87%	\$ 23,517.51	\$ 23,633.34	0.49%
MGS-S Customer 7252	\$ 3,229.01	\$ 3,295.01	2.04%	\$ 9,991.82	\$ 10,057.82	0.66%
MGS-S Customer 7253	\$ 5,796.65	\$ 5,908.25	1.93%	\$ 15,732.10	\$ 15,843.70	0.71%
MGS-S Customer 7254	\$ 2,949.79	\$ 3,015.98	2.24%	\$ 7,671.63	\$ 7,737.81	0.86%
MGS-S Customer 7255	\$ 8,991.89	\$ 9,149.34	1.75%	\$ 26,881.01	\$ 27,038.46	0.59%
MGS-S Customer 7256	\$ 15,803.06	\$ 16,065.85	1.66%	\$ 63,958.33	\$ 64,221.13	0.41%
MGS-S Customer 7257	\$ 3,588.25	\$ 3,660.11	2.00%	\$ 10,297.47	\$ 10,369.33	0.70%
MGS-S Customer 7258	\$ 4,525.91	\$ 4,616.68	2.01%	\$ 14,003.28	\$ 14,094.05	0.65%
MGS-S Customer 7259	\$ 3,572.94	\$ 3,648.07	2.10%	\$ 12,001.03	\$ 12,076.16	0.63%
MGS-S Customer 7260	\$ 48,761.69	\$ 49,536.27	1.59%	\$ 186,207.17	\$ 186,981.75	0.42%
MGS-S Customer 7261	\$ 2,712.10	\$ 2,775.09	2.32%	\$ 7,351.67	\$ 7,414.65	0.86%
MGS-S Customer 7262	\$ 3,008.57	\$ 3,072.80	2.13%	\$ 6,555.32	\$ 6,619.54	0.98%
MGS-S Customer 7263	\$ 1,466.00	\$ 1,508.40	2.89%	\$ 5,038.68	\$ 5,081.08	0.84%
MGS-S Customer 7264	\$ 12,663.11	\$ 12,884.95	1.75%	\$ 29,123.93	\$ 29,345.77	0.76%
MGS-S Customer 7265	\$ 2,015.12	\$ 2,063.80	2.42%	\$ 14,606.98	\$ 14,655.66	0.33%
MGS-S Customer 7266	\$ 7,875.53	\$ 8,018.06	1.81%	\$ 27,219.22	\$ 27,361.76	0.52%
MGS-S Customer 7267	\$ 5,853.64	\$ 5,965.66	1.91%	\$ 15,657.46	\$ 15,769.48	0.72%
MGS-S Customer 7268	\$ 6,170.86	\$ 6,287.70	1.89%	\$ 19,552.85	\$ 19,669.69	0.60%
MGS-S Customer 7269	\$ 14,636.73	\$ 14,885.27	1.70%	\$ 50,725.77	\$ 50,974.31	0.49%
MGS-S Customer 7270	\$ 3,946.40	\$ 4,030.85	2.14%	\$ 5,741.82	\$ 5,826.27	1.47%
MGS-S Customer 7271	\$ 12,733.01	\$ 12,950.35	1.71%	\$ 42,112.48	\$ 42,329.82	0.52%
MGS-S Customer 7272	\$ 12,231.30	\$ 12,446.21	1.76%	\$ 30,312.39	\$ 30,527.29	0.71%
MGS-S Customer 7273	\$ 2,473.66	\$ 2,532.74	2.39%	\$ 6,596.30	\$ 6,655.37	0.90%
MGS-S Customer 7274	\$ 18,334.67	\$ 18,635.03	1.64%	\$ 76,874.23	\$ 77,174.59	0.39%
MGS-S Customer 7275	\$ 7,012.86	\$ 7,146.69	1.91%	\$ 8,751.50	\$ 8,885.33	1.53%
MGS-S Customer 7276	\$ 3,544.09	\$ 3,614.78	1.99%	\$ 11,378.24	\$ 11,448.93	0.62%
MGS-S Customer 7277	\$ 12,165.48	\$ 12,375.56	1.73%	\$ 41,220.45	\$ 41,430.53	0.51%

Internal Use

Customer	Delivery 7/22 Prices	Delivery 8/23 Prices	Delivery % Difference	Bundled 7/22 Prices	Bundled 8/23 Prices	Bundled % Difference
MGS-S Customer 7278	\$ 5,648.75	\$ 5,753.99	1.86%	\$ 12,993.05	\$ 13,098.29	0.81%
MGS-S Customer 7279	\$ 39,342.99	\$ 39,972.68	1.60%	\$ 149,070.39	\$ 149,700.08	0.42%
MGS-S Customer 7280	\$ 6,591.26	\$ 6,719.68	1.95%	\$ 8,885.68	\$ 9,014.09	1.45%
MGS-S Customer 7281	\$ 11,330.19	\$ 11,522.98	1.70%	\$ 49,429.81	\$ 49,622.60	0.39%
MGS-S Customer 7282	\$ 44,386.96	\$ 45,103.57	1.61%	\$ 142,196.66	\$ 142,913.27	0.50%
MGS-S Customer 7283	\$ 23,802.09	\$ 24,190.77	1.63%	\$ 91,181.09	\$ 91,569.77	0.43%
MGS-S Customer 7284	\$ 10,937.32	\$ 11,131.80	1.78%	\$ 30,362.14	\$ 30,556.62	0.64%
MGS-S Customer 7285	\$ 5,203.63	\$ 5,306.89	1.98%	\$ 10,267.79	\$ 10,371.06	1.01%
MGS-S Customer 7286	\$ 4,913.29	\$ 5,010.11	1.97%	\$ 14,397.17	\$ 14,493.99	0.67%
MGS-S Customer 7287	\$ 31,357.71	\$ 31,860.47	1.60%	\$ 121,292.35	\$ 121,795.12	0.41%
MGS-S Customer 7288	\$ 2,841.37	\$ 2,901.22	2.11%	\$ 8,655.11	\$ 8,714.96	0.69%
MGS-S Customer 7289	\$ 4,676.12	\$ 4,765.28	1.91%	\$ 12,067.38	\$ 12,156.54	0.74%
MGS-S Customer 7290	\$ 6,252.97	\$ 6,367.23	1.83%	\$ 17,327.41	\$ 17,441.66	0.66%
MGS-S Customer 7291	\$ 2,397.68	\$ 2,455.21	2.40%	\$ 5,520.39	\$ 5,577.92	1.04%
MGS-S Customer 7292	\$ 23,479.04	\$ 23,862.84	1.63%	\$ 80,409.77	\$ 80,793.57	0.48%
MGS-S Customer 7293	\$ 2,357.28	\$ 2,414.20	2.41%	\$ 6,261.21	\$ 6,318.13	0.91%
MGS-S Customer 7294	\$ 7,868.47	\$ 8,008.85	1.78%	\$ 32,598.22	\$ 32,738.59	0.43%
MGS-S Customer 7295	\$ 3,622.81	\$ 3,695.08	1.99%	\$ 9,432.20	\$ 9,504.47	0.77%
MGS-S Customer 7296	\$ 7,765.90	\$ 7,907.46	1.82%	\$ 25,248.24	\$ 25,389.80	0.56%
MGS-S Customer 7297	\$ 6,501.68	\$ 6,623.40	1.87%	\$ 19,107.25	\$ 19,228.97	0.64%
MGS-S Customer 7298	\$ 8,915.13	\$ 9,069.98	1.74%	\$ 28,318.25	\$ 28,473.09	0.55%
MGS-S Customer 7299	\$ 3,410.89	\$ 3,480.07	2.03%	\$ 9,461.16	\$ 9,530.33	0.73%
MGS-S Customer 7300	\$ 3,409.68	\$ 3,478.81	2.03%	\$ 9,263.41	\$ 9,332.54	0.75%
MGS-S Customer 7301	\$ 13,929.05	\$ 14,159.56	1.65%	\$ 53,619.68	\$ 53,850.19	0.43%
MGS-S Customer 7302	\$ 5,463.82	\$ 5,566.48	1.88%	\$ 12,807.89	\$ 12,910.55	0.80%
MGS-S Customer 7303	\$ 19,168.36	\$ 19,480.72	1.63%	\$ 83,832.46	\$ 84,144.81	0.37%
MGS-S Customer 7304	\$ 5,434.55	\$ 5,539.73	1.94%	\$ 17,304.26	\$ 17,409.44	0.61%
MGS-S Customer 7305	\$ 9,206.98	\$ 9,371.00	1.78%	\$ 29,271.34	\$ 29,435.36	0.56%
MGS-S Customer 7306	\$ 17,669.55	\$ 17,956.99	1.63%	\$ 44,133.02	\$ 44,420.46	0.65%
MGS-S Customer 7307	\$ 10,328.64	\$ 10,504.42	1.70%	\$ 36,483.93	\$ 36,659.72	0.48%
MGS-S Customer 7308	\$ 4,626.29	\$ 4,719.32	2.01%	\$ 12,547.62	\$ 12,640.65	0.74%
MGS-S Customer 7309	\$ 5,197.86	\$ 5,293.17	1.83%	\$ 20,366.70	\$ 20,462.01	0.47%
MGS-S Customer 7310	\$ 3,141.32	\$ 3,210.30	2.20%	\$ 9,831.23	\$ 9,900.21	0.70%
MGS-S Customer 7311	\$ 8,186.86	\$ 8,329.51	1.74%	\$ 28,754.32	\$ 28,896.97	0.50%
MGS-S Customer 7312	\$ 8,635.83	\$ 8,791.32	1.80%	\$ 23,087.90	\$ 23,243.39	0.67%
MGS-S Customer 7313	\$ 13,009.99	\$ 13,230.80	1.70%	\$ 50,735.28	\$ 50,956.09	0.44%
MGS-S Customer 7314	\$ 3,193.69	\$ 3,264.02	2.20%	\$ 8,690.80	\$ 8,761.13	0.81%
MGS-S Customer 7315	\$ 9,351.08	\$ 9,513.53	1.74%	\$ 26,444.93	\$ 26,607.37	0.61%
MGS-S Customer 7316	\$ 24,876.94	\$ 25,273.85	1.60%	\$ 116,717.51	\$ 117,114.41	0.34%
MGS-S Customer 7317	\$ 6,322.52	\$ 6,441.40	1.88%	\$ 21,020.94	\$ 21,139.82	0.57%

Customer	Delivery 7/22 Prices	Delivery 8/23 Prices	Delivery % Difference	Bundled 7/22 Prices	Bundled 8/23 Prices	Bundled % Difference
MGS-S Customer 7318	\$ 34,838.56	\$ 35,366.00	1.51%	\$ 78,898.63	\$ 79,426.07	0.67%
MGS-S Customer 7319	\$ 10,576.95	\$ 10,766.54	1.79%	\$ 12,290.90	\$ 12,480.50	1.54%
MGS-S Customer 7320	\$ 4,630.98	\$ 4,718.52	1.89%	\$ 15,869.96	\$ 15,957.49	0.55%
MGS-S Customer 7321	\$ 3,368.89	\$ 3,437.20	2.03%	\$ 9,913.68	\$ 9,981.99	0.69%
MGS-S Customer 7322	\$ 6,225.83	\$ 6,341.66	1.86%	\$ 24,362.45	\$ 24,478.27	0.48%
MGS-S Customer 7323	\$ 14,564.25	\$ 14,809.43	1.68%	\$ 53,998.92	\$ 54,244.11	0.45%
MGS-S Customer 7324	\$ 3,631.95	\$ 3,709.15	2.13%	\$ 10,097.56	\$ 10,174.76	0.76%
MGS-S Customer 7325	\$ 5,618.28	\$ 5,730.51	2.00%	\$ 5,618.28	\$ 5,730.51	2.00%
MGS-S Customer 7326	\$ 8,933.38	\$ 9,094.67	1.81%	\$ 26,132.35	\$ 26,293.64	0.62%
MGS-S Customer 7327	\$ 6,400.94	\$ 6,522.40	1.90%	\$ 16,067.30	\$ 16,188.76	0.76%
MGS-S Customer 7328	\$ 1,563.41	\$ 1,607.63	2.83%	\$ 4,352.70	\$ 4,396.92	1.02%
MGS-S Customer 7329	\$ 4,165.57	\$ 4,248.86	2.00%	\$ 15,436.53	\$ 15,519.83	0.54%
MGS-S Customer 7330	\$ 4,611.30	\$ 4,700.77	1.94%	\$ 8,197.46	\$ 8,286.94	1.09%
MGS-S Customer 7331	\$ 4,106.67	\$ 4,192.57	2.09%	\$ 7,917.03	\$ 8,002.92	1.08%
MGS-S Customer 7332	\$ 20,742.72	\$ 21,084.93	1.65%	\$ 65,113.59	\$ 65,455.80	0.53%
MGS-S Customer 7333	\$ 739.32	\$ 762.12	3.08%	\$ 14,380.34	\$ 14,403.15	0.16%
MGS-S Customer 7334	\$ 12,859.00	\$ 13,078.54	1.71%	\$ 44,683.71	\$ 44,903.26	0.49%
MGS-S Customer 7335	\$ 6,998.44	\$ 7,132.95	1.92%	\$ 10,054.42	\$ 10,188.93	1.34%
MGS-S Customer 7336	\$ 32,457.56	\$ 32,973.99	1.59%	\$ 93,954.26	\$ 94,470.70	0.55%
MGS-S Customer 7337	\$ 11,809.40	\$ 12,016.11	1.75%	\$ 30,605.77	\$ 30,812.48	0.68%
MGS-S Customer 7338	\$ 8,928.22	\$ 9,088.36	1.79%	\$ 26,487.23	\$ 26,647.37	0.60%
MGS-S Customer 7339	\$ 4,347.18	\$ 4,430.67	1.92%	\$ 13,527.46	\$ 13,610.96	0.62%
MGS-S Customer 7340	\$ 18,556.25	\$ 18,867.91	1.68%	\$ 49,233.76	\$ 49,545.42	0.63%
MGS-S Customer 7341	\$ 8,800.09	\$ 8,955.63	1.77%	\$ 34,102.64	\$ 34,258.18	0.46%
MGS-S Customer 7342	\$ 9,492.23	\$ 9,662.27	1.79%	\$ 23,002.77	\$ 23,172.81	0.74%
MGS-S Customer 7343	\$ 2,750.56	\$ 2,810.60	2.18%	\$ 6,042.15	\$ 6,102.19	0.99%
MGS-S Customer 7344	\$ 4,792.98	\$ 4,884.03	1.90%	\$ 12,824.80	\$ 12,915.85	0.71%
MGS-S Customer 7345	\$ 3,490.12	\$ 3,560.25	2.01%	\$ 9,767.88	\$ 9,838.01	0.72%
MGS-S Customer 7346	\$ 14,859.59	\$ 15,110.83	1.69%	\$ 51,652.49	\$ 51,903.73	0.49%
MGS-S Customer 7347	\$ 12,807.28	\$ 13,027.26	1.72%	\$ 45,349.57	\$ 45,569.55	0.49%
MGS-S Customer 7348	\$ 15,035.86	\$ 15,290.14	1.69%	\$ 53,592.99	\$ 53,847.27	0.47%
MGS-S Customer 7349	\$ 3,029.36	\$ 3,093.55	2.12%	\$ 6,495.43	\$ 6,559.62	0.99%
MGS-S Customer 7350	\$ 3,739.87	\$ 3,814.36	1.99%	\$ 7,542.56	\$ 7,617.05	0.99%
MGS-S Customer 7351	\$ 5,677.90	\$ 5,785.97	1.90%	\$ 20,555.03	\$ 20,663.10	0.53%
MGS-S Customer 7352	\$ 7,648.98	\$ 7,782.54	1.75%	\$ 29,388.67	\$ 29,522.23	0.45%
MGS-S Customer 7353	\$ 3,984.29	\$ 4,067.38	2.09%	\$ 10,781.04	\$ 10,864.13	0.77%
MGS-S Customer 7354	\$ 4,144.25	\$ 4,222.82	1.90%	\$ 15,425.73	\$ 15,504.30	0.51%
MGS-S Customer 7355	\$ 14,714.82	\$ 14,965.83	1.71%	\$ 47,823.86	\$ 48,074.87	0.52%
MGS-S Customer 7356	\$ 6,766.77	\$ 6,893.55	1.87%	\$ 20,286.45	\$ 20,413.23	0.62%
MGS-S Customer 7357	\$ 5,833.30	\$ 5,943.70	1.89%	\$ 14,809.85	\$ 14,920.25	0.75%

Internal Use

Customer	Delivery 7/22 Prices	Delivery 8/23 Prices	Delivery % Difference	Bundled 7/22 Prices	Bundled 8/23 Prices	Bundled % Difference
MGS-S Customer 7358	\$ 3,139.51	\$ 3,204.51	2.07%	\$ 8,592.17	\$ 8,657.17	0.76%
MGS-S Customer 7359	\$ 5,900.22	\$ 6,008.69	1.84%	\$ 16,729.45	\$ 16,837.91	0.65%
MGS-S Customer 7360	\$ 3,465.24	\$ 3,540.28	2.17%	\$ 8,803.64	\$ 8,878.68	0.85%
MGS-S Customer 7361	\$ 4,281.76	\$ 4,370.02	2.06%	\$ 9,213.38	\$ 9,301.64	0.96%
MGS-S Customer 7362	\$ 3,883.04	\$ 3,959.95	1.98%	\$ 10,116.81	\$ 10,193.72	0.76%
MGS-S Customer 7363	\$ 3,546.19	\$ 3,619.38	2.06%	\$ 7,939.17	\$ 8,012.36	0.92%
MGS-S Customer 7364	\$ 5,494.30	\$ 5,601.46	1.95%	\$ 15,193.00	\$ 15,300.16	0.71%
MGS-S Customer 7365	\$ 15,132.17	\$ 15,386.39	1.68%	\$ 54,969.06	\$ 55,223.27	0.46%
MGS-S Customer 7366	\$ 6,385.26	\$ 6,498.33	1.77%	\$ 26,738.13	\$ 26,851.20	0.42%
MGS-S Customer 7367	\$ 6,864.47	\$ 6,993.40	1.88%	\$ 17,902.34	\$ 18,031.27	0.72%
MGS-S Customer 7368	\$ 10,077.98	\$ 10,255.18	1.76%	\$ 30,261.52	\$ 30,438.71	0.59%
MGS-S Customer 7369	\$ 14,638.75	\$ 14,886.45	1.69%	\$ 46,723.98	\$ 46,971.69	0.53%
MGS-S Customer 7370	\$ 52,377.95	\$ 53,202.76	1.57%	\$ 215,569.32	\$ 216,394.13	0.38%
MGS-S Customer 7371	\$ 10,155.97	\$ 10,334.35	1.76%	\$ 30,906.25	\$ 31,084.63	0.58%
MGS-S Customer 7372	\$ 5,057.52	\$ 5,150.90	1.85%	\$ 19,301.74	\$ 19,395.12	0.48%
MGS-S Customer 7373	\$ 2,914.96	\$ 2,982.12	2.30%	\$ 6,406.85	\$ 6,474.02	1.05%
MGS-S Customer 7374	\$ 8,588.01	\$ 8,739.90	1.77%	\$ 20,602.60	\$ 20,754.50	0.74%
MGS-S Customer 7375	\$ 7,980.61	\$ 8,125.80	1.82%	\$ 24,272.33	\$ 24,417.51	0.60%
MGS-S Customer 7376	\$ 5,382.87	\$ 5,488.40	1.96%	\$ 13,344.54	\$ 13,450.06	0.79%
MGS-S Customer 7377	\$ 13,363.45	\$ 13,588.34	1.68%	\$ 50,074.08	\$ 50,298.97	0.45%
MGS-S Customer 7378	\$ 34,489.08	\$ 35,039.12	1.59%	\$ 145,525.94	\$ 146,075.98	0.38%
MGS-S Customer 7379	\$ 6,065.35	\$ 6,178.37	1.86%	\$ 24,319.09	\$ 24,432.11	0.46%
MGS-S Customer 7380	\$ 5,279.48	\$ 5,378.58	1.88%	\$ 13,122.88	\$ 13,221.98	0.76%
MGS-S Customer 7381	\$ 3,615.90	\$ 3,687.69	1.99%	\$ 10,553.65	\$ 10,625.44	0.68%
MGS-S Customer 7382	\$ 3,436.03	\$ 3,510.29	2.16%	\$ 9,758.13	\$ 9,832.38	0.76%
MGS-S Customer 7383	\$ 3,073.66	\$ 3,139.76	2.15%	\$ 5,958.13	\$ 6,024.23	1.11%
MGS-S Customer 7384	\$ 3,234.08	\$ 3,305.23	2.20%	\$ 8,541.40	\$ 8,612.55	0.83%
MGS-S Customer 7385	\$ 3,007.54	\$ 3,071.60	2.13%	\$ 4,515.82	\$ 4,579.88	1.42%
MGS-S Customer 7386	\$ 4,311.44	\$ 4,399.21	2.04%	\$ 12,180.32	\$ 12,268.09	0.72%
MGS-S Customer 7387	\$ 51,316.67	\$ 52,107.97	1.54%	\$ 218,991.75	\$ 219,783.05	0.36%
MGS-S Customer 7388	\$ 2,339.44	\$ 2,391.20	2.21%	\$ 6,185.22	\$ 6,236.97	0.84%
MGS-S Customer 7389	\$ 2,449.84	\$ 2,507.97	2.37%	\$ 7,446.71	\$ 7,504.83	0.78%
MGS-S Customer 7390	\$ 6,348.88	\$ 6,464.05	1.81%	\$ 17,756.96	\$ 17,872.13	0.65%
MGS-S Customer 7391	\$ 3,237.67	\$ 3,308.19	2.18%	\$ 9,064.55	\$ 9,135.07	0.78%
MGS-S Customer 7392	\$ 5,011.29	\$ 5,109.91	1.97%	\$ 13,969.56	\$ 14,068.18	0.71%
MGS-S Customer 7393	\$ 2,753.48	\$ 2,815.66	2.26%	\$ 10,695.61	\$ 10,757.78	0.58%
MGS-S Customer 7394	\$ 3,323.15	\$ 3,395.63	2.18%	\$ 9,542.87	\$ 9,615.34	0.76%
MGS-S Customer 7395	\$ 4,748.41	\$ 4,841.66	1.96%	\$ 16,994.73	\$ 17,087.98	0.55%
MGS-S Customer 7396	\$ 4,029.55	\$ 4,113.02	2.07%	\$ 11,841.64	\$ 11,925.11	0.70%
MGS-S Customer 7397	\$ 4,165.24	\$ 4,251.74	2.08%	\$ 9,924.93	\$ 10,011.43	0.87%

Customer	Delivery 7/22 Prices	Delivery 8/23 Prices	Delivery % Difference	Bundled 7/22 Prices	Bundled 8/23 Prices	Bundled % Difference
MGS-S Customer 7398	\$ 6,604.08	\$ 6,727.06	1.86%	\$ 20,612.80	\$ 20,735.79	0.60%
MGS-S Customer 7399	\$ 6,189.30	\$ 6,306.67	1.90%	\$ 17,725.36	\$ 17,842.73	0.66%
MGS-S Customer 7400	\$ 9,498.80	\$ 9,661.60	1.71%	\$ 30,066.26	\$ 30,229.06	0.54%
MGS-S Customer 7401	\$ 5,775.22	\$ 5,888.00	1.95%	\$ 13,968.16	\$ 14,080.93	0.81%
MGS-S Customer 7402	\$ 6,639.96	\$ 6,762.90	1.85%	\$ 23,039.08	\$ 23,162.02	0.53%
MGS-S Customer 7403	\$ 6,638.17	\$ 6,763.16	1.88%	\$ 14,865.16	\$ 14,990.14	0.84%
MGS-S Customer 7404	\$ 17,518.85	\$ 17,812.81	1.68%	\$ 50,769.58	\$ 51,063.54	0.58%
MGS-S Customer 7405	\$ 1,536.09	\$ 1,573.42	2.43%	\$ 9,949.89	\$ 9,987.23	0.38%
MGS-S Customer 7406	\$ 4,011.42	\$ 4,094.60	2.07%	\$ 11,366.46	\$ 11,449.64	0.73%
MGS-S Customer 7407	\$ 3,248.77	\$ 3,317.46	2.11%	\$ 5,881.97	\$ 5,950.67	1.17%
MGS-S Customer 7408	\$ 4,230.72	\$ 4,315.11	1.99%	\$ 9,402.06	\$ 9,486.46	0.90%
MGS-S Customer 7409	\$ 3,681.33	\$ 3,757.28	2.06%	\$ 4,689.36	\$ 4,765.31	1.62%
MGS-S Customer 7410	\$ 4,110.11	\$ 4,191.10	1.97%	\$ 8,081.68	\$ 8,162.68	1.00%
MGS-S Customer 7411	\$ 8,592.62	\$ 8,745.77	1.78%	\$ 31,196.03	\$ 31,349.18	0.49%
MGS-S Customer 7412	\$ 7,240.55	\$ 7,372.52	1.82%	\$ 27,999.97	\$ 28,131.94	0.47%
MGS-S Customer 7413	\$ 8,338.29	\$ 8,485.22	1.76%	\$ 20,815.88	\$ 20,962.81	0.71%
MGS-S Customer 7414	\$ 5,280.75	\$ 5,377.67	1.84%	\$ 20,458.51	\$ 20,555.43	0.47%
MGS-S Customer 7415	\$ 57,615.47	\$ 58,515.22	1.56%	\$ 260,492.90	\$ 261,392.65	0.35%
MGS-S Customer 7416	\$ 5,444.07	\$ 5,544.10	1.84%	\$ 18,732.70	\$ 18,832.74	0.53%
MGS-S Customer 7417	\$ 2,039.26	\$ 2,091.10	2.54%	\$ 5,700.27	\$ 5,752.11	0.91%
MGS-S Customer 7418	\$ 12,102.09	\$ 12,315.25	1.76%	\$ 26,641.00	\$ 26,854.16	0.80%
MGS-S Customer 7419	\$ 8,681.48	\$ 8,835.93	1.78%	\$ 29,781.30	\$ 29,935.74	0.52%
MGS-S Customer 7420	\$ 2,632.43	\$ 2,690.79	2.22%	\$ 2,885.07	\$ 2,943.43	2.02%
MGS-S Customer 7421	\$ 2,815.51	\$ 2,877.08	2.19%	\$ 2,815.51	\$ 2,877.08	2.19%
MGS-S Customer 7422	\$ 6,007.43	\$ 6,121.68	1.90%	\$ 7,047.45	\$ 7,161.71	1.62%
MGS-S Customer 7423	\$ 2,882.66	\$ 2,946.69	2.22%	\$ 10,488.85	\$ 10,552.88	0.61%
MGS-S Customer 7424	\$ 3,945.41	\$ 4,025.01	2.02%	\$ 4,938.82	\$ 5,018.42	1.61%
MGS-S Customer 7425	\$ 5,252.32	\$ 5,350.63	1.87%	\$ 13,070.13	\$ 13,168.44	0.75%
MGS-S Customer 7426	\$ 6,953.75	\$ 7,081.47	1.84%	\$ 25,156.98	\$ 25,284.70	0.51%
MGS-S Customer 7427	\$ 13,441.32	\$ 13,673.51	1.73%	\$ 30,626.58	\$ 30,858.77	0.76%
MGS-S Customer 7428	\$ 4,205.80	\$ 4,288.63	1.97%	\$ 7,951.13	\$ 8,033.96	1.04%
MGS-S Customer 7429	\$ 20,551.56	\$ 20,891.60	1.65%	\$ 63,103.35	\$ 63,443.39	0.54%
MGS-S Customer 7430	\$ 4,398.30	\$ 4,487.70	2.03%	\$ 10,935.78	\$ 11,025.18	0.82%
MGS-S Customer 7431	\$ 7,410.99	\$ 7,546.62	1.83%	\$ 24,961.89	\$ 25,097.52	0.54%
MGS-S Customer 7432	\$ 5,678.71	\$ 5,787.59	1.92%	\$ 17,290.52	\$ 17,399.41	0.63%
MGS-S Customer 7433	\$ 5,119.91	\$ 5,215.65	1.87%	\$ 14,986.01	\$ 15,081.75	0.64%
MGS-S Customer 7434	\$ 4,096.11	\$ 4,181.60	2.09%	\$ 9,420.91	\$ 9,506.40	0.91%
MGS-S Customer 7435	\$ 5,130.10	\$ 5,230.27	1.95%	\$ 16,848.99	\$ 16,949.15	0.59%
MGS-S Customer 7436	\$ 4,681.93	\$ 4,775.87	2.01%	\$ 13,116.53	\$ 13,210.47	0.72%
MGS-S Customer 7437	\$ 3,783.70	\$ 3,862.81	2.09%	\$ 9,403.19	\$ 9,482.30	0.84%

Internal Use

Customer	Delivery 7/22 Prices	Delivery 8/23 Prices	Delivery % Difference	Bundled 7/22 Prices	Bundled 8/23 Prices	Bundled % Difference
MGS-S Customer 7438	\$ 7,441.16	\$ 7,571.77	1.76%	\$ 27,309.09	\$ 27,439.71	0.48%
MGS-S Customer 7439	\$ 2,686.61	\$ 2,749.05	2.32%	\$ 7,349.49	\$ 7,411.92	0.85%
MGS-S Customer 7440	\$ 31,500.20	\$ 32,007.03	1.61%	\$ 124,172.60	\$ 124,679.43	0.41%
MGS-S Customer 7441	\$ 7,142.36	\$ 7,275.91	1.87%	\$ 8,147.88	\$ 8,281.43	1.64%
MGS-S Customer 7442	\$ 2,664.73	\$ 2,726.18	2.31%	\$ 7,678.62	\$ 7,740.07	0.80%
MGS-S Customer 7443	\$ 15,314.79	\$ 15,565.88	1.64%	\$ 76,683.52	\$ 76,934.61	0.33%
MGS-S Customer 7444	\$ 2,613.32	\$ 2,668.76	2.12%	\$ 8,650.44	\$ 8,705.88	0.64%
MGS-S Customer 7445	\$ 5,262.62	\$ 5,366.69	1.98%	\$ 11,667.45	\$ 11,771.51	0.89%
MGS-S Customer 7446	\$ 24,926.49	\$ 25,336.15	1.64%	\$ 77,542.62	\$ 77,952.28	0.53%
MGS-S Customer 7447	\$ 7,716.94	\$ 7,858.04	1.83%	\$ 22,667.20	\$ 22,808.30	0.62%
MGS-S Customer 7448	\$ 23,899.40	\$ 24,305.13	1.70%	\$ 38,346.89	\$ 38,752.63	1.06%
MGS-S Customer 7449	\$ 3,728.32	\$ 3,803.04	2.00%	\$ 8,996.22	\$ 9,070.94	0.83%
MGS-S Customer 7450	\$ 3,454.76	\$ 3,527.28	2.10%	\$ 7,696.23	\$ 7,768.75	0.94%
MGS-S Customer 7451	\$ 3,838.52	\$ 3,918.48	2.08%	\$ 12,466.34	\$ 12,546.30	0.64%
MGS-S Customer 7452	\$ 15,444.70	\$ 15,705.91	1.69%	\$ 53,106.00	\$ 53,367.21	0.49%
MGS-S Customer 7453	\$ 3,725.52	\$ 3,797.56	1.93%	\$ 15,797.24	\$ 15,869.29	0.46%
MGS-S Customer 7454	\$ 10,559.81	\$ 10,745.19	1.76%	\$ 34,198.68	\$ 34,384.06	0.54%
MGS-S Customer 7455	\$ 3,226.65	\$ 3,291.49	2.01%	\$ 12,250.17	\$ 12,315.01	0.53%
MGS-S Customer 7456	\$ 1,884.37	\$ 1,933.88	2.63%	\$ 4,938.86	\$ 4,988.38	1.00%
MGS-S Customer 7457	\$ 6,704.59	\$ 6,828.37	1.85%	\$ 24,970.66	\$ 25,094.45	0.50%
MGS-S Customer 7458	\$ 4,341.09	\$ 4,429.13	2.03%	\$ 12,577.21	\$ 12,665.26	0.70%
MGS-S Customer 7459	\$ 7,254.66	\$ 7,387.11	1.83%	\$ 23,763.47	\$ 23,895.92	0.56%
MGS-S Customer 7460	\$ 36,369.78	\$ 36,943.96	1.58%	\$ 142,881.80	\$ 143,455.98	0.40%
MGS-S Customer 7461	\$ 13,120.07	\$ 13,345.92	1.72%	\$ 39,506.52	\$ 39,732.37	0.57%
MGS-S Customer 7462	\$ 7,539.41	\$ 7,666.06	1.68%	\$ 26,731.14	\$ 26,857.79	0.47%
MGS-S Customer 7463	\$ 6,716.13	\$ 6,836.51	1.79%	\$ 21,917.77	\$ 22,038.15	0.55%
MGS-S Customer 7464	\$ 20,210.10	\$ 20,541.04	1.64%	\$ 80,038.56	\$ 80,369.50	0.41%
MGS-S Customer 7465	\$ 3,835.72	\$ 3,911.11	1.97%	\$ 12,482.16	\$ 12,557.56	0.60%
MGS-S Customer 7466	\$ 8,060.13	\$ 8,204.27	1.79%	\$ 31,024.27	\$ 31,168.41	0.46%
MGS-S Customer 7467	\$ 7,983.13	\$ 8,126.74	1.80%	\$ 28,185.40	\$ 28,329.01	0.51%
MGS-S Customer 7468	\$ 5,582.87	\$ 5,690.77	1.93%	\$ 15,752.45	\$ 15,860.35	0.68%
MGS-S Customer 7469	\$ 8,607.35	\$ 8,755.40	1.72%	\$ 32,787.26	\$ 32,935.31	0.45%
MGS-S Customer 7470	\$ 5,916.21	\$ 6,027.51	1.88%	\$ 22,674.69	\$ 22,785.99	0.49%
MGS-S Customer 7471	\$ 3,497.87	\$ 3,574.51	2.19%	\$ 6,084.79	\$ 6,161.44	1.26%
MGS-S Customer 7472	\$ 8,655.55	\$ 8,815.92	1.85%	\$ 12,734.77	\$ 12,895.13	1.26%
MGS-S Customer 7473	\$ 4,203.20	\$ 4,288.36	2.03%	\$ 14,728.82	\$ 14,813.99	0.58%
MGS-S Customer 7474	\$ 9,753.40	\$ 9,926.09	1.77%	\$ 30,343.71	\$ 30,516.40	0.57%
MGS-S Customer 7475	\$ 20,286.70	\$ 20,621.77	1.65%	\$ 74,557.37	\$ 74,892.44	0.45%
MGS-S Customer 7476	\$ 13,003.33	\$ 13,225.33	1.71%	\$ 48,059.42	\$ 48,281.42	0.46%
MGS-S Customer 7477	\$ 10,714.11	\$ 10,900.02	1.74%	\$ 35,593.65	\$ 35,779.56	0.52%

Internal Use

Customer	Delivery 7/22 Prices	Delivery 8/23 Prices	Delivery % Difference	Bundled 7/22 Prices	Bundled 8/23 Prices	Bundled % Difference
MGS-S Customer 7478	\$ 2,126.08	\$ 2,174.90	2.30%	\$ 5,758.41	\$ 5,807.23	0.85%
MGS-S Customer 7479	\$ 3,500.08	\$ 3,572.26	2.06%	\$ 7,814.68	\$ 7,886.86	0.92%
MGS-S Customer 7480	\$ 2,971.54	\$ 3,037.68	2.23%	\$ 9,585.70	\$ 9,651.83	0.69%
MGS-S Customer 7481	\$ 17,790.63	\$ 18,084.93	1.65%	\$ 68,020.94	\$ 68,315.24	0.43%
MGS-S Customer 7482	\$ 12,492.02	\$ 12,705.48	1.71%	\$ 42,767.32	\$ 42,980.78	0.50%
MGS-S Customer 7483	\$ 3,979.06	\$ 4,056.43	1.94%	\$ 12,849.12	\$ 12,926.49	0.60%
MGS-S Customer 7484	\$ 9,376.43	\$ 9,542.02	1.77%	\$ 33,124.99	\$ 33,290.58	0.50%
MGS-S Customer 7485	\$ 5,751.70	\$ 5,857.46	1.84%	\$ 17,728.58	\$ 17,834.35	0.60%
MGS-S Customer 7486	\$ 6,138.46	\$ 6,254.55	1.89%	\$ 18,936.00	\$ 19,052.08	0.61%
MGS-S Customer 7487	\$ 5,270.76	\$ 5,371.90	1.92%	\$ 20,239.30	\$ 20,340.44	0.50%
MGS-S Customer 7488	\$ 4,227.93	\$ 4,315.25	2.07%	\$ 10,086.46	\$ 10,173.78	0.87%
MGS-S Customer 7489	\$ 15,606.19	\$ 15,866.73	1.67%	\$ 60,927.73	\$ 61,188.27	0.43%
MGS-S Customer 7490	\$ 1,946.52	\$ 1,992.56	2.37%	\$ 5,176.87	\$ 5,222.91	0.89%
MGS-S Customer 7491	\$ 4,578.58	\$ 4,669.08	1.98%	\$ 17,057.55	\$ 17,148.04	0.53%
MGS-S Customer 7492	\$ 18,708.39	\$ 19,018.46	1.66%	\$ 69,669.98	\$ 69,980.06	0.45%
MGS-S Customer 7493	\$ 4,764.13	\$ 4,860.11	2.01%	\$ 11,162.90	\$ 11,258.88	0.86%
MGS-S Customer 7494	\$ 15,713.83	\$ 15,978.68	1.69%	\$ 54,033.29	\$ 54,298.14	0.49%
MGS-S Customer 7495	\$ 18,504.55	\$ 18,820.68	1.71%	\$ 45,196.54	\$ 45,512.67	0.70%
MGS-S Customer 7496	\$ 5,338.17	\$ 5,441.34	1.93%	\$ 17,733.84	\$ 17,837.01	0.58%
MGS-S Customer 7497	\$ 10,498.23	\$ 10,684.99	1.78%	\$ 24,410.98	\$ 24,597.73	0.77%
MGS-S Customer 7498	\$ 10,322.84	\$ 10,506.41	1.78%	\$ 25,929.31	\$ 26,112.88	0.71%
MGS-S Customer 7499	\$ 4,723.06	\$ 4,812.61	1.90%	\$ 14,001.50	\$ 14,091.05	0.64%
MGS-S Customer 7500	\$ 8,265.63	\$ 8,412.96	1.78%	\$ 31,145.78	\$ 31,293.12	0.47%
MGS-S Customer 7501	\$ 5,386.92	\$ 5,487.53	1.87%	\$ 14,224.64	\$ 14,325.25	0.71%
MGS-S Customer 7502	\$ 15,395.55	\$ 15,663.56	1.74%	\$ 27,781.73	\$ 28,049.74	0.96%
MGS-S Customer 7503	\$ 5,162.88	\$ 5,260.37	1.89%	\$ 11,882.84	\$ 11,980.33	0.82%
MGS-S Customer 7504	\$ 4,434.00	\$ 4,524.14	2.03%	\$ 13,127.06	\$ 13,217.21	0.69%
MGS-S Customer 7505	\$ 7,214.38	\$ 7,344.87	1.81%	\$ 29,907.15	\$ 30,037.63	0.44%
MGS-S Customer 7506	\$ 4,802.01	\$ 4,897.91	2.00%	\$ 12,694.31	\$ 12,790.22	0.76%
MGS-S Customer 7507	\$ 2,107.07	\$ 2,156.63	2.35%	\$ 4,864.71	\$ 4,914.27	1.02%
MGS-S Customer 7508	\$ 6,959.54	\$ 7,087.78	1.84%	\$ 24,524.15	\$ 24,652.39	0.52%
MGS-S Customer 7509	\$ 4,318.42	\$ 4,400.85	1.91%	\$ 15,063.77	\$ 15,146.21	0.55%
MGS-S Customer 7510	\$ 8,901.41	\$ 9,058.61	1.77%	\$ 33,266.99	\$ 33,424.19	0.47%
MGS-S Customer 7511	\$ 3,484.15	\$ 3,554.53	2.02%	\$ 9,943.48	\$ 10,013.86	0.71%
MGS-S Customer 7512	\$ 4,577.75	\$ 4,670.65	2.03%	\$ 11,136.26	\$ 11,229.16	0.83%
MGS-S Customer 7513	\$ 19,729.90	\$ 20,060.94	1.68%	\$ 62,510.22	\$ 62,841.26	0.53%
MGS-S Customer 7514	\$ 17,331.31	\$ 17,591.50	1.50%	\$ 25,256.64	\$ 25,516.83	1.03%
MGS-S Customer 7515	\$ 3,951.93	\$ 4,029.71	1.97%	\$ 10,871.63	\$ 10,949.40	0.72%
MGS-S Customer 7516	\$ 3,144.09	\$ 3,211.92	2.16%	\$ 12,676.88	\$ 12,744.71	0.54%
MGS-S Customer 7517	\$ 9,740.76	\$ 9,910.67	1.74%	\$ 37,616.53	\$ 37,786.43	0.45%

Internal Use

Customer	Delivery 7/22 Prices	Delivery 8/23 Prices	Delivery % Difference	Bundled 7/22 Prices	Bundled 8/23 Prices	Bundled % Difference
MGS-S Customer 7518	\$ 5,684.25	\$ 5,792.00	1.90%	\$ 21,942.15	\$ 22,049.89	0.49%
MGS-S Customer 7519	\$ 9,412.12	\$ 9,571.53	1.69%	\$ 39,723.99	\$ 39,883.40	0.40%
MGS-S Customer 7520	\$ 5,212.94	\$ 5,315.47	1.97%	\$ 11,497.44	\$ 11,599.97	0.89%
MGS-S Customer 7521	\$ 14,983.33	\$ 15,242.91	1.73%	\$ 36,300.36	\$ 36,559.94	0.72%
MGS-S Customer 7522	\$ 2,303.70	\$ 2,359.83	2.44%	\$ 5,076.08	\$ 5,132.21	1.11%
MGS-S Customer 7523	\$ 4,044.11	\$ 4,121.96	1.93%	\$ 15,265.03	\$ 15,342.88	0.51%
MGS-S Customer 7524	\$ 22,616.67	\$ 22,990.44	1.65%	\$ 73,651.39	\$ 74,025.16	0.51%
MGS-S Customer 7525	\$ 5,169.25	\$ 5,271.39	1.98%	\$ 11,403.48	\$ 11,505.62	0.90%
MGS-S Customer 7526	\$ 12,920.37	\$ 13,140.58	1.70%	\$ 38,003.53	\$ 38,223.74	0.58%
MGS-S Customer 7527	\$ 3,680.32	\$ 3,755.06	2.03%	\$ 9,583.30	\$ 9,658.04	0.78%
MGS-S Customer 7528	\$ 5,450.64	\$ 5,554.68	1.91%	\$ 21,301.30	\$ 21,405.34	0.49%
MGS-S Customer 7529	\$ 5,513.62	\$ 5,619.81	1.93%	\$ 17,163.94	\$ 17,270.13	0.62%
MGS-S Customer 7530	\$ 3,887.16	\$ 3,969.06	2.11%	\$ 7,913.81	\$ 7,995.71	1.03%
MGS-S Customer 7531	\$ 2,066.12	\$ 2,118.68	2.54%	\$ 4,174.06	\$ 4,226.62	1.26%
MGS-S Customer 7532	\$ 8,353.68	\$ 8,500.57	1.76%	\$ 37,509.20	\$ 37,656.09	0.39%
MGS-S Customer 7533	\$ 13,143.91	\$ 13,366.89	1.70%	\$ 46,134.12	\$ 46,357.10	0.48%
MGS-S Customer 7534	\$ 24,763.93	\$ 25,165.53	1.62%	\$ 92,499.43	\$ 92,901.03	0.43%
MGS-S Customer 7535	\$ 1,650.07	\$ 1,696.41	2.81%	\$ 3,664.88	\$ 3,711.22	1.26%
MGS-S Customer 7536	\$ 3,734.06	\$ 3,807.25	1.96%	\$ 13,461.09	\$ 13,534.29	0.54%
MGS-S Customer 7537	\$ 6,419.24	\$ 6,541.84	1.91%	\$ 13,044.14	\$ 13,166.73	0.94%
MGS-S Customer 7538	\$ 6,371.07	\$ 6,493.42	1.92%	\$ 14,013.02	\$ 14,135.37	0.87%
MGS-S Customer 7539	\$ 3,463.47	\$ 3,533.74	2.03%	\$ 9,455.46	\$ 9,525.73	0.74%
MGS-S Customer 7540	\$ 7,029.29	\$ 7,154.79	1.79%	\$ 21,734.56	\$ 21,860.07	0.58%
MGS-S Customer 7541	\$ 4,079.82	\$ 4,160.94	1.99%	\$ 9,367.94	\$ 9,449.06	0.87%
MGS-S Customer 7542	\$ 3,756.11	\$ 3,831.45	2.01%	\$ 8,388.47	\$ 8,463.81	0.90%
MGS-S Customer 7543	\$ 5,213.60	\$ 5,315.94	1.96%	\$ 14,051.55	\$ 14,153.89	0.73%
MGS-S Customer 7544	\$ 4,258.05	\$ 4,341.40	1.96%	\$ 9,328.84	\$ 9,412.19	0.89%
MGS-S Customer 7545	\$ 4,622.71	\$ 4,712.76	1.95%	\$ 9,220.00	\$ 9,310.04	0.98%
MGS-S Customer 7546	\$ 3,662.69	\$ 3,736.54	2.02%	\$ 8,068.70	\$ 8,142.55	0.92%
MGS-S Customer 7547	\$ 7,455.88	\$ 7,592.03	1.83%	\$ 25,241.02	\$ 25,377.17	0.54%
MGS-S Customer 7548	\$ 5,790.16	\$ 5,895.94	1.83%	\$ 18,976.76	\$ 19,082.54	0.56%
MGS-S Customer 7549	\$ 28,583.35	\$ 29,037.57	1.59%	\$ 91,730.02	\$ 92,184.24	0.50%
MGS-S Customer 7550	\$ 4,420.63	\$ 4,505.25	1.91%	\$ 11,847.65	\$ 11,932.27	0.71%
MGS-S Customer 7551	\$ 34,562.36	\$ 35,108.20	1.58%	\$ 151,614.06	\$ 152,159.90	0.36%
MGS-S Customer 7552	\$ 8,642.71	\$ 8,796.84	1.78%	\$ 28,492.59	\$ 28,646.72	0.54%
MGS-S Customer 7553	\$ 8,222.96	\$ 8,372.35	1.82%	\$ 20,965.65	\$ 21,115.03	0.71%
MGS-S Customer 7554	\$ 4,904.32	\$ 5,002.76	2.01%	\$ 9,780.64	\$ 9,879.08	1.01%
MGS-S Customer 7555	\$ 8,808.52	\$ 8,966.18	1.79%	\$ 27,447.21	\$ 27,604.87	0.57%
MGS-S Customer 7556	\$ 6,948.98	\$ 7,080.68	1.90%	\$ 15,861.55	\$ 15,993.25	0.83%
MGS-S Customer 7557	\$ 22,293.76	\$ 22,659.52	1.64%	\$ 83,484.24	\$ 83,850.00	0.44%

Internal Use

Customer	Delivery 7/22 Prices	Delivery 8/23 Prices	Delivery % Difference	Bundled 7/22 Prices	Bundled 8/23 Prices	Bundled % Difference
MGS-S Customer 7558	\$ 4,217.38	\$ 4,304.45	2.06%	\$ 8,450.27	\$ 8,537.35	1.03%
MGS-S Customer 7559	\$ 6,070.90	\$ 6,186.51	1.90%	\$ 16,935.09	\$ 17,050.70	0.68%
MGS-S Customer 7560	\$ 5,461.10	\$ 5,567.75	1.95%	\$ 13,934.90	\$ 14,041.54	0.77%
MGS-S Customer 7561	\$ 19,381.31	\$ 19,717.68	1.74%	\$ 22,123.63	\$ 22,460.01	1.52%
MGS-S Customer 7562	\$ 1,015.68	\$ 1,050.77	3.45%	\$ 2,076.04	\$ 2,111.14	1.69%
MGS-S Customer 7563	\$ 28,553.84	\$ 29,022.01	1.64%	\$ 89,826.58	\$ 90,294.76	0.52%
MGS-S Customer 7564	\$ 20,505.09	\$ 20,842.75	1.65%	\$ 78,313.37	\$ 78,651.02	0.43%
MGS-S Customer 7565	\$ 11,124.17	\$ 11,321.85	1.78%	\$ 23,344.90	\$ 23,542.58	0.85%
MGS-S Customer 7566	\$ 9,002.34	\$ 9,169.37	1.86%	\$ 11,728.68	\$ 11,895.70	1.42%
MGS-S Customer 7567	\$ 6,363.82	\$ 6,483.69	1.88%	\$ 19,697.48	\$ 19,817.35	0.61%
MGS-S Customer 7568	\$ 2,299.77	\$ 2,351.19	2.24%	\$ 6,442.97	\$ 6,494.39	0.80%
MGS-S Customer 7569	\$ 19,934.78	\$ 20,258.27	1.62%	\$ 87,715.98	\$ 88,039.48	0.37%
MGS-S Customer 7570	\$ 4,863.49	\$ 4,955.55	1.89%	\$ 12,184.02	\$ 12,276.08	0.76%
MGS-S Customer 7571	\$ 7,217.61	\$ 7,349.74	1.83%	\$ 23,785.84	\$ 23,917.97	0.56%
MGS-S Customer 7572	\$ 6,719.79	\$ 6,839.92	1.79%	\$ 21,470.77	\$ 21,590.90	0.56%
MGS-S Customer 7573	\$ 3,178.08	\$ 3,244.88	2.10%	\$ 6,665.18	\$ 6,731.98	1.00%
MGS-S Customer 7574	\$ 4,947.12	\$ 5,040.42	1.89%	\$ 14,584.35	\$ 14,677.65	0.64%
MGS-S Customer 7575	\$ 9,185.82	\$ 9,347.85	1.76%	\$ 19,442.13	\$ 19,604.16	0.83%
MGS-S Customer 7576	\$ 5,597.59	\$ 5,706.00	1.94%	\$ 15,145.00	\$ 15,253.41	0.72%
MGS-S Customer 7577	\$ 4,901.84	\$ 4,994.59	1.89%	\$ 11,497.14	\$ 11,589.89	0.81%
MGS-S Customer 7578	\$ 6,748.28	\$ 6,875.42	1.88%	\$ 17,869.00	\$ 17,996.13	0.71%
MGS-S Customer 7579	\$ 850.18	\$ 878.85	3.37%	\$ 2,043.55	\$ 2,072.22	1.40%
MGS-S Customer 7580	\$ 6,617.42	\$ 6,743.88	1.91%	\$ 12,268.10	\$ 12,394.56	1.03%
MGS-S Customer 7581	\$ 4,998.10	\$ 5,096.30	1.96%	\$ 15,205.50	\$ 15,303.70	0.65%
MGS-S Customer 7582	\$ 9,408.26	\$ 9,568.46	1.70%	\$ 37,503.07	\$ 37,663.27	0.43%
MGS-S Customer 7583	\$ 25,854.07	\$ 26,271.54	1.61%	\$ 97,099.75	\$ 97,517.22	0.43%
MGS-S Customer 7584	\$ 3,449.92	\$ 3,524.37	2.16%	\$ 9,324.21	\$ 9,398.67	0.80%
MGS-S Customer 7585	\$ 766.68	\$ 798.92	4.21%	\$ 1,010.87	\$ 1,043.10	3.19%
MGS-S Customer 7586	\$ 13,377.13	\$ 13,610.31	1.74%	\$ 28,025.73	\$ 28,258.91	0.83%
MGS-S Customer 7587	\$ 17,799.32	\$ 18,098.51	1.68%	\$ 57,901.29	\$ 58,200.49	0.52%
MGS-S Customer 7588	\$ 4,192.96	\$ 4,274.03	1.93%	\$ 12,161.59	\$ 12,242.66	0.67%
MGS-S Customer 7589	\$ 760.17	\$ 789.81	3.90%	\$ 8,605.51	\$ 8,635.15	0.34%
MGS-S Customer 7590	\$ 9,594.08	\$ 9,763.66	1.77%	\$ 33,790.56	\$ 33,960.13	0.50%
MGS-S Customer 7591	\$ 4,244.20	\$ 4,325.96	1.93%	\$ 13,787.50	\$ 13,869.26	0.59%
MGS-S Customer 7592	\$ 11,225.94	\$ 11,416.42	1.70%	\$ 51,223.71	\$ 51,414.19	0.37%
MGS-S Customer 7593	\$ 5,342.47	\$ 5,443.88	1.90%	\$ 13,212.95	\$ 13,314.36	0.77%
MGS-S Customer 7594	\$ 3,426.36	\$ 3,495.44	2.02%	\$ 10,446.72	\$ 10,515.80	0.66%
MGS-S Customer 7595	\$ 6,348.97	\$ 6,467.60	1.87%	\$ 23,013.19	\$ 23,131.81	0.52%
MGS-S Customer 7596	\$ 15,305.88	\$ 15,572.38	1.74%	\$ 18,496.12	\$ 18,762.62	1.44%
MGS-S Customer 7597	\$ 3,814.25	\$ 3,890.34	1.99%	\$ 9,075.64	\$ 9,151.72	0.84%

Internal Use

Customer	Delivery 7/22 Prices	Delivery 8/23 Prices	Delivery % Difference	Bundled 7/22 Prices	Bundled 8/23 Prices	Bundled % Difference
MGS-S Customer 7598	\$ 2,364.26	\$ 2,416.76	2.22%	\$ 6,324.19	\$ 6,376.68	0.83%
MGS-S Customer 7599	\$ 29,052.87	\$ 29,533.65	1.65%	\$ 67,564.30	\$ 68,045.08	0.71%
MGS-S Customer 7600	\$ 50,216.43	\$ 51,020.15	1.60%	\$ 174,334.20	\$ 175,137.92	0.46%
MGS-S Customer 7601	\$ 4,790.12	\$ 4,884.33	1.97%	\$ 16,673.54	\$ 16,767.75	0.57%
MGS-S Customer 7602	\$ 4,384.60	\$ 4,469.73	1.94%	\$ 10,491.31	\$ 10,576.44	0.81%
MGS-S Customer 7603	\$ 7,244.72	\$ 7,381.05	1.88%	\$ 13,463.17	\$ 13,599.51	1.01%
MGS-S Customer 7604	\$ 3,150.21	\$ 3,219.10	2.19%	\$ 10,330.54	\$ 10,399.43	0.67%
MGS-S Customer 7605	\$ 10,259.15	\$ 10,440.53	1.77%	\$ 29,179.96	\$ 29,361.34	0.62%
MGS-S Customer 7606	\$ 3,591.33	\$ 3,668.60	2.15%	\$ 7,165.95	\$ 7,243.22	1.08%
MGS-S Customer 7607	\$ 10,805.96	\$ 10,999.38	1.79%	\$ 24,277.19	\$ 24,470.61	0.80%
MGS-S Customer 7608	\$ 13,828.39	\$ 14,066.57	1.72%	\$ 36,918.79	\$ 37,156.97	0.65%
MGS-S Customer 7609	\$ 3,554.85	\$ 3,625.84	2.00%	\$ 11,665.40	\$ 11,736.39	0.61%
MGS-S Customer 7610	\$ 8,395.80	\$ 8,551.91	1.86%	\$ 15,312.98	\$ 15,469.09	1.02%
MGS-S Customer 7611	\$ 5,591.02	\$ 5,697.19	1.90%	\$ 21,793.61	\$ 21,899.78	0.49%
MGS-S Customer 7612	\$ 2,281.50	\$ 2,338.81	2.51%	\$ 3,664.66	\$ 3,721.97	1.56%
MGS-S Customer 7613	\$ 9,312.03	\$ 9,471.00	1.71%	\$ 35,693.22	\$ 35,852.20	0.45%
MGS-S Customer 7614	\$ 3,247.90	\$ 3,318.82	2.18%	\$ 9,793.72	\$ 9,864.64	0.72%
MGS-S Customer 7615	\$ 10,595.17	\$ 10,778.96	1.73%	\$ 24,526.19	\$ 24,709.99	0.75%
MGS-S Customer 7616	\$ 11,615.47	\$ 11,820.15	1.76%	\$ 26,597.72	\$ 26,802.40	0.77%
MGS-S Customer 7617	\$ 6,623.22	\$ 6,748.86	1.90%	\$ 14,914.08	\$ 15,039.72	0.84%
MGS-S Customer 7618	\$ 3,590.11	\$ 3,664.29	2.07%	\$ 4,750.80	\$ 4,824.98	1.56%
MGS-S Customer 7619	\$ 1,053.54	\$ 1,084.28	2.92%	\$ 5,903.80	\$ 5,934.54	0.52%
MGS-S Customer 7620	\$ 4,926.65	\$ 5,023.71	1.97%	\$ 15,786.26	\$ 15,883.33	0.61%
MGS-S Customer 7621	\$ 4,382.73	\$ 4,466.90	1.92%	\$ 12,920.29	\$ 13,004.45	0.65%
MGS-S Customer 7622	\$ 6,585.54	\$ 6,709.19	1.88%	\$ 18,181.70	\$ 18,305.35	0.68%
MGS-S Customer 7623	\$ 3,767.98	\$ 3,848.13	2.13%	\$ 8,756.96	\$ 8,837.11	0.92%
MGS-S Customer 7624	\$ 4,022.97	\$ 4,101.45	1.95%	\$ 12,761.86	\$ 12,840.34	0.61%
MGS-S Customer 7625	\$ 4,769.38	\$ 4,860.92	1.92%	\$ 9,889.42	\$ 9,980.96	0.93%
MGS-S Customer 7626	\$ 5,992.83	\$ 6,102.27	1.83%	\$ 16,215.88	\$ 16,325.33	0.67%
MGS-S Customer 7627	\$ 4,163.29	\$ 4,244.04	1.94%	\$ 12,706.78	\$ 12,787.53	0.64%
MGS-S Customer 7628	\$ 4,584.74	\$ 4,671.66	1.90%	\$ 14,354.51	\$ 14,441.43	0.61%
MGS-S Customer 7629	\$ 7,479.92	\$ 7,616.64	1.83%	\$ 24,029.07	\$ 24,165.79	0.57%
MGS-S Customer 7630	\$ 3,149.21	\$ 3,213.64	2.05%	\$ 9,606.59	\$ 9,671.02	0.67%
MGS-S Customer 7631	\$ 3,199.40	\$ 3,270.71	2.23%	\$ 6,833.10	\$ 6,904.41	1.04%
MGS-S Customer 7632	\$ 6,308.48	\$ 6,417.76	1.73%	\$ 33,907.84	\$ 34,017.12	0.32%
MGS-S Customer 7633	\$ 8,024.12	\$ 8,169.45	1.81%	\$ 25,669.63	\$ 25,814.96	0.57%
MGS-S Customer 7634	\$ 4,893.78	\$ 4,986.49	1.89%	\$ 11,886.71	\$ 11,979.43	0.78%
MGS-S Customer 7635	\$ 5,701.30	\$ 5,804.21	1.81%	\$ 23,759.99	\$ 23,862.90	0.43%
MGS-S Customer 7636	\$ 8,707.27	\$ 8,864.33	1.80%	\$ 23,365.01	\$ 23,522.07	0.67%
MGS-S Customer 7637	\$ 4,652.98	\$ 4,742.36	1.92%	\$ 15,037.27	\$ 15,126.64	0.59%

Customer	Delivery 7/22 Prices	Delivery 8/23 Prices	Delivery % Difference	Bundled 7/22 Prices	Bundled 8/23 Prices	Bundled % Difference
MGS-S Customer 7638	\$ 3,222.94	\$ 3,288.97	2.05%	\$ 9,585.83	\$ 9,651.86	0.69%
MGS-S Customer 7639	\$ 4,370.79	\$ 4,454.89	1.92%	\$ 11,677.95	\$ 11,762.05	0.72%
MGS-S Customer 7640	\$ 3,238.26	\$ 3,305.34	2.07%	\$ 9,675.76	\$ 9,742.84	0.69%
MGS-S Customer 7641	\$ 7,280.08	\$ 7,414.95	1.85%	\$ 19,058.38	\$ 19,193.25	0.71%
MGS-S Customer 7642	\$ 9,105.63	\$ 9,269.45	1.80%	\$ 26,537.69	\$ 26,701.51	0.62%
MGS-S Customer 7643	\$ 7,165.57	\$ 7,296.97	1.83%	\$ 23,043.65	\$ 23,175.05	0.57%
MGS-S Customer 7644	\$ 3,456.77	\$ 3,531.09	2.15%	\$ 10,371.90	\$ 10,446.21	0.72%
MGS-S Customer 7645	\$ 12,629.86	\$ 12,855.08	1.78%	\$ 17,136.42	\$ 17,361.64	1.31%
MGS-S Customer 7646	\$ 8,366.70	\$ 8,516.33	1.79%	\$ 30,003.10	\$ 30,152.73	0.50%
MGS-S Customer 7647	\$ 13,290.16	\$ 13,518.10	1.72%	\$ 45,256.57	\$ 45,484.50	0.50%
MGS-S Customer 7648	\$ 5,570.23	\$ 5,675.03	1.88%	\$ 10,890.34	\$ 10,995.15	0.96%
MGS-S Customer 7649	\$ 9,497.43	\$ 9,665.56	1.77%	\$ 32,688.38	\$ 32,856.51	0.51%
MGS-S Customer 7650	\$ 6,548.59	\$ 6,670.71	1.86%	\$ 23,375.63	\$ 23,497.75	0.52%
MGS-S Customer 7651	\$ 7,094.71	\$ 7,227.03	1.87%	\$ 18,597.63	\$ 18,729.95	0.71%
MGS-S Customer 7652	\$ 4,716.41	\$ 4,809.49	1.97%	\$ 15,969.66	\$ 16,062.75	0.58%
MGS-S Customer 7653	\$ 2,568.71	\$ 2,624.46	2.17%	\$ 7,233.07	\$ 7,288.82	0.77%
MGS-S Customer 7654	\$ 6,186.82	\$ 6,303.85	1.89%	\$ 18,450.28	\$ 18,567.31	0.63%
MGS-S Customer 7655	\$ 5,632.88	\$ 5,741.66	1.93%	\$ 16,766.73	\$ 16,875.51	0.65%
MGS-S Customer 7656	\$ 1,187.14	\$ 1,221.18	2.87%	\$ 2,515.34	\$ 2,549.38	1.35%
MGS-S Customer 7657	\$ 3,426.95	\$ 3,495.93	2.01%	\$ 10,196.16	\$ 10,265.14	0.68%
MGS-S Customer 7658	\$ 2,016.23	\$ 2,064.65	2.40%	\$ 4,107.82	\$ 4,156.25	1.18%
MGS-S Customer 7659	\$ 3,732.51	\$ 3,807.77	2.02%	\$ 9,555.05	\$ 9,630.30	0.79%
MGS-S Customer 7660	\$ 4,870.20	\$ 4,965.74	1.96%	\$ 16,707.92	\$ 16,803.46	0.57%
MGS-S Customer 7661	\$ 23,488.88	\$ 23,872.36	1.63%	\$ 88,408.92	\$ 88,792.40	0.43%
MGS-S Customer 7662	\$ 3,894.20	\$ 3,972.21	2.00%	\$ 7,150.37	\$ 7,228.38	1.09%
MGS-S Customer 7663	\$ 2,272.39	\$ 2,324.21	2.28%	\$ 5,668.31	\$ 5,720.13	0.91%
MGS-S Customer 7664	\$ 51,829.48	\$ 52,639.35	1.56%	\$ 237,667.90	\$ 238,477.78	0.34%
MGS-S Customer 7665	\$ 4,117.33	\$ 4,199.68	2.00%	\$ 9,519.72	\$ 9,602.07	0.87%
MGS-S Customer 7666	\$ 4,353.26	\$ 4,442.38	2.05%	\$ 11,897.86	\$ 11,986.98	0.75%
MGS-S Customer 7667	\$ 13,074.13	\$ 13,302.57	1.75%	\$ 32,389.26	\$ 32,617.70	0.71%
MGS-S Customer 7668	\$ 7,462.31	\$ 7,601.41	1.86%	\$ 17,019.33	\$ 17,158.42	0.82%
MGS-S Customer 7669	\$ 4,666.95	\$ 4,761.61	2.03%	\$ 9,987.64	\$ 10,082.30	0.95%
MGS-S Customer 7670	\$ 4,083.89	\$ 4,162.36	1.92%	\$ 15,673.77	\$ 15,752.24	0.50%
MGS-S Customer 7671	\$ 6,286.58	\$ 6,407.10	1.92%	\$ 13,194.61	\$ 13,315.14	0.91%
MGS-S Customer 7672	\$ 14,298.20	\$ 14,539.67	1.69%	\$ 54,322.48	\$ 54,563.95	0.44%
MGS-S Customer 7673	\$ 4,125.73	\$ 4,210.52	2.06%	\$ 11,429.46	\$ 11,514.25	0.74%
MGS-S Customer 7674	\$ 4,562.96	\$ 4,654.25	2.00%	\$ 13,256.14	\$ 13,347.43	0.69%
MGS-S Customer 7675	\$ 13,193.39	\$ 13,418.93	1.71%	\$ 45,347.19	\$ 45,572.73	0.50%
MGS-S Customer 7676	\$ 3,632.19	\$ 3,710.49	2.16%	\$ 7,417.40	\$ 7,495.70	1.06%
MGS-S Customer 7677	\$ 4,789.26	\$ 4,879.21	1.88%	\$ 16,143.18	\$ 16,233.13	0.56%

Internal Use

Customer	Delivery 7/22 Prices	Delivery 8/23 Prices	Delivery % Difference	Bundled 7/22 Prices	Bundled 8/23 Prices	Bundled % Difference
MGS-S Customer 7678	\$ 65,018.32	\$ 66,020.26	1.54%	\$ 320,077.68	\$ 321,079.62	0.31%
MGS-S Customer 7679	\$ 639.48	\$ 662.28	3.57%	\$ 9,386.48	\$ 9,409.28	0.24%
MGS-S Customer 7680	\$ 6,609.34	\$ 6,733.18	1.87%	\$ 20,207.63	\$ 20,331.47	0.61%
MGS-S Customer 7681	\$ 6,580.05	\$ 6,701.03	1.84%	\$ 7,676.99	\$ 7,797.96	1.58%
MGS-S Customer 7682	\$ 6,073.87	\$ 6,190.99	1.93%	\$ 11,967.59	\$ 12,084.71	0.98%
MGS-S Customer 7683	\$ 11,148.16	\$ 11,340.07	1.72%	\$ 43,663.03	\$ 43,854.94	0.44%
MGS-S Customer 7684	\$ 4,745.42	\$ 4,837.08	1.93%	\$ 21,668.67	\$ 21,760.33	0.42%
MGS-S Customer 7685	\$ 5,810.56	\$ 5,922.29	1.92%	\$ 15,370.20	\$ 15,481.93	0.73%
MGS-S Customer 7686	\$ 4,105.57	\$ 4,189.93	2.05%	\$ 11,589.15	\$ 11,673.51	0.73%
MGS-S Customer 7687	\$ 19,438.95	\$ 19,755.83	1.63%	\$ 75,249.90	\$ 75,566.78	0.42%
MGS-S Customer 7688	\$ 1,274.78	\$ 1,307.56	2.57%	\$ 10,760.84	\$ 10,793.62	0.30%
MGS-S Customer 7689	\$ 17,103.62	\$ 17,388.75	1.67%	\$ 61,511.05	\$ 61,796.18	0.46%
MGS-S Customer 7690	\$ 2,195.77	\$ 2,245.18	2.25%	\$ 7,206.92	\$ 7,256.33	0.69%
MGS-S Customer 7691	\$ 3,632.43	\$ 3,704.13	1.97%	\$ 12,622.69	\$ 12,694.40	0.57%
MGS-S Customer 7692	\$ 6,724.75	\$ 6,845.13	1.79%	\$ 21,481.56	\$ 21,601.94	0.56%
MGS-S Customer 7693	\$ 16,225.75	\$ 16,491.25	1.64%	\$ 65,066.61	\$ 65,332.11	0.41%
MGS-S Customer 7694	\$ 10,510.77	\$ 10,699.13	1.79%	\$ 27,321.24	\$ 27,509.60	0.69%
MGS-S Customer 7695	\$ 5,876.29	\$ 5,991.18	1.96%	\$ 12,489.87	\$ 12,604.76	0.92%
MGS-S Customer 7696	\$ 7,174.99	\$ 7,304.62	1.81%	\$ 29,243.88	\$ 29,373.50	0.44%
MGS-S Customer 7697	\$ 3,534.38	\$ 3,609.81	2.13%	\$ 9,414.16	\$ 9,489.59	0.80%
MGS-S Customer 7698	\$ 13,314.62	\$ 13,544.71	1.73%	\$ 38,905.12	\$ 39,135.20	0.59%
MGS-S Customer 7699	\$ 11,642.01	\$ 11,846.01	1.75%	\$ 32,816.55	\$ 33,020.55	0.62%
MGS-S Customer 7700	\$ 4,232.74	\$ 4,318.91	2.04%	\$ 13,824.49	\$ 13,910.66	0.62%
MGS-S Customer 7701	\$ 2,791.53	\$ 2,851.76	2.16%	\$ 6,502.82	\$ 6,563.04	0.93%
MGS-S Customer 7702	\$ 16,295.23	\$ 16,566.81	1.67%	\$ 63,422.14	\$ 63,693.72	0.43%
MGS-S Customer 7703	\$ 3,743.57	\$ 3,819.49	2.03%	\$ 8,649.02	\$ 8,724.94	0.88%
MGS-S Customer 7704	\$ 4,855.02	\$ 4,946.68	1.89%	\$ 13,906.53	\$ 13,998.19	0.66%
MGS-S Customer 7705	\$ 4,017.58	\$ 4,095.94	1.95%	\$ 11,276.98	\$ 11,355.34	0.69%
MGS-S Customer 7706	\$ 3,099.35	\$ 3,168.26	2.22%	\$ 8,474.31	\$ 8,543.22	0.81%
MGS-S Customer 7707	\$ 4,863.67	\$ 4,959.41	1.97%	\$ 16,472.40	\$ 16,568.14	0.58%
MGS-S Customer 7708	\$ 2,513.82	\$ 2,569.96	2.23%	\$ 6,126.83	\$ 6,182.98	0.92%
MGS-S Customer 7709	\$ 13,194.57	\$ 13,420.14	1.71%	\$ 46,376.74	\$ 46,602.31	0.49%
MGS-S Customer 7710	\$ 2,199.73	\$ 2,254.51	2.49%	\$ 5,690.14	\$ 5,744.92	0.96%
MGS-S Customer 7711	\$ 2,175.65	\$ 2,229.84	2.49%	\$ 5,698.17	\$ 5,752.36	0.95%
MGS-S Customer 7712	\$ 2,691.27	\$ 2,755.06	2.37%	\$ 5,172.96	\$ 5,236.75	1.23%
MGS-S Customer 7713	\$ 7,982.13	\$ 8,127.58	1.82%	\$ 23,906.83	\$ 24,052.28	0.61%
MGS-S Customer 7714	\$ 6,224.19	\$ 6,342.80	1.91%	\$ 17,123.57	\$ 17,242.18	0.69%
MGS-S Customer 7715	\$ 4,481.24	\$ 4,571.90	2.02%	\$ 12,260.31	\$ 12,350.97	0.74%
MGS-S Customer 7716	\$ 3,072.48	\$ 3,140.60	2.22%	\$ 10,879.43	\$ 10,947.55	0.63%
MGS-S Customer 7717	\$ 1,290.53	\$ 1,326.25	2.77%	\$ 2,574.86	\$ 2,610.57	1.39%

Internal Use

Customer	Delivery 7/22 Prices	Delivery 8/23 Prices	Delivery % Difference	Bundled 7/22 Prices	Bundled 8/23 Prices	Bundled % Difference
MGS-S Customer 7718	\$ 3,731.74	\$ 3,807.22	2.02%	\$ 8,430.27	\$ 8,505.74	0.90%
MGS-S Customer 7719	\$ 2,433.26	\$ 2,491.28	2.38%	\$ 5,815.46	\$ 5,873.48	1.00%
MGS-S Customer 7720	\$ 9,101.08	\$ 9,263.60	1.79%	\$ 24,640.94	\$ 24,803.46	0.66%
MGS-S Customer 7721	\$ 849.65	\$ 878.60	3.41%	\$ 1,146.73	\$ 1,175.69	2.53%
MGS-S Customer 7722	\$ 5,054.00	\$ 5,153.00	1.96%	\$ 17,241.60	\$ 17,340.59	0.57%
MGS-S Customer 7723	\$ 5,912.66	\$ 6,029.66	1.98%	\$ 7,826.12	\$ 7,943.12	1.49%
MGS-S Customer 7724	\$ 3,981.52	\$ 4,064.68	2.09%	\$ 9,973.16	\$ 10,056.32	0.83%
MGS-S Customer 7725	\$ 20,898.97	\$ 21,239.59	1.63%	\$ 85,398.53	\$ 85,739.14	0.40%
MGS-S Customer 7726	\$ 7,239.93	\$ 7,375.16	1.87%	\$ 14,990.66	\$ 15,125.89	0.90%
MGS-S Customer 7727	\$ 5,365.65	\$ 5,469.10	1.93%	\$ 17,668.88	\$ 17,772.33	0.59%
MGS-S Customer 7728	\$ 4,025.39	\$ 4,107.81	2.05%	\$ 13,468.14	\$ 13,550.56	0.61%
MGS-S Customer 7729	\$ 6,540.20	\$ 6,655.57	1.76%	\$ 27,883.17	\$ 27,998.54	0.41%
MGS-S Customer 7730	\$ 4,012.20	\$ 4,095.98	2.09%	\$ 9,568.84	\$ 9,652.62	0.88%
MGS-S Customer 7731	\$ 17,129.15	\$ 17,415.96	1.67%	\$ 51,376.26	\$ 51,663.07	0.56%
MGS-S Customer 7732	\$ 3,610.22	\$ 3,686.72	2.12%	\$ 11,626.96	\$ 11,703.46	0.66%
MGS-S Customer 7733	\$ 5,732.60	\$ 5,841.53	1.90%	\$ 19,832.74	\$ 19,941.67	0.55%
MGS-S Customer 7734	\$ 57,656.86	\$ 58,560.34	1.57%	\$ 245,890.25	\$ 246,793.73	0.37%
MGS-S Customer 7735	\$ 5,871.17	\$ 5,981.93	1.89%	\$ 21,594.77	\$ 21,705.52	0.51%
MGS-S Customer 7736	\$ 6,562.16	\$ 6,684.54	1.86%	\$ 22,298.55	\$ 22,420.93	0.55%
MGS-S Customer 7737	\$ 6,603.87	\$ 6,722.82	1.80%	\$ 19,291.71	\$ 19,410.66	0.62%
MGS-S Customer 7738	\$ 6,996.86	\$ 7,120.80	1.77%	\$ 25,955.26	\$ 26,079.20	0.48%
MGS-S Customer 7739	\$ 3,119.38	\$ 3,188.65	2.22%	\$ 8,196.12	\$ 8,265.38	0.85%
MGS-S Customer 7740	\$ 8,490.82	\$ 8,646.09	1.83%	\$ 20,033.74	\$ 20,189.01	0.78%
MGS-S Customer 7741	\$ 8,363.48	\$ 8,511.55	1.77%	\$ 34,214.49	\$ 34,362.56	0.43%
MGS-S Customer 7742	\$ 9,478.60	\$ 9,649.57	1.80%	\$ 24,479.13	\$ 24,650.10	0.70%
MGS-S Customer 7743	\$ 19,834.29	\$ 20,159.76	1.64%	\$ 74,205.51	\$ 74,530.98	0.44%
MGS-S Customer 7744	\$ 6,363.85	\$ 6,484.54	1.90%	\$ 17,053.45	\$ 17,174.13	0.71%
MGS-S Customer 7745	\$ 9,253.18	\$ 9,417.18	1.77%	\$ 28,805.98	\$ 28,969.98	0.57%
MGS-S Customer 7746	\$ 10,062.23	\$ 10,239.95	1.77%	\$ 33,932.14	\$ 34,109.86	0.52%
MGS-S Customer 7747	\$ 3,434.80	\$ 3,505.57	2.06%	\$ 8,530.96	\$ 8,601.73	0.83%
MGS-S Customer 7748	\$ 5,084.78	\$ 5,183.50	1.94%	\$ 18,904.17	\$ 19,002.89	0.52%
MGS-S Customer 7749	\$ 6,002.11	\$ 6,117.11	1.92%	\$ 17,483.32	\$ 17,598.32	0.66%
MGS-S Customer 7750	\$ 8,279.41	\$ 8,428.09	1.80%	\$ 29,431.90	\$ 29,580.58	0.51%
MGS-S Customer 7751	\$ 17,827.02	\$ 18,120.01	1.64%	\$ 72,947.81	\$ 73,240.80	0.40%
MGS-S Customer 7752	\$ 4,054.86	\$ 4,138.87	2.07%	\$ 10,107.17	\$ 10,191.19	0.83%
MGS-S Customer 7753	\$ 600.12	\$ 629.76	4.94%	\$ 600.12	\$ 629.76	4.94%
MGS-S Customer 7754	\$ 8,206.37	\$ 8,351.11	1.76%	\$ 27,878.00	\$ 28,022.74	0.52%
MGS-S Customer 7755	\$ 4,490.71	\$ 4,576.32	1.91%	\$ 14,845.51	\$ 14,931.12	0.58%
MGS-S Customer 7756	\$ 5,389.70	\$ 5,495.40	1.96%	\$ 11,585.64	\$ 11,691.35	0.91%
MGS-S Customer 7757	\$ 9,740.13	\$ 9,910.01	1.74%	\$ 37,926.12	\$ 38,096.00	0.45%

Internal Use

Customer	Delivery 7/22 Prices	Delivery 8/23 Prices	Delivery % Difference	Bundled 7/22 Prices	Bundled 8/23 Prices	Bundled % Difference
MGS-S Customer 7758	\$ 1,191.25	\$ 1,230.01	3.25%	\$ 2,368.62	\$ 2,407.38	1.64%
MGS-S Customer 7759	\$ 6,415.61	\$ 6,538.22	1.91%	\$ 14,374.76	\$ 14,497.37	0.85%
MGS-S Customer 7760	\$ 3,453.19	\$ 3,526.02	2.11%	\$ 14,176.83	\$ 14,249.67	0.51%
MGS-S Customer 7761	\$ 4,123.99	\$ 4,203.66	1.93%	\$ 13,837.89	\$ 13,917.56	0.58%
MGS-S Customer 7762	\$ 8,331.27	\$ 8,478.50	1.77%	\$ 20,095.40	\$ 20,242.63	0.73%
MGS-S Customer 7763	\$ 3,851.36	\$ 3,926.89	1.96%	\$ 11,049.63	\$ 11,125.16	0.68%
MGS-S Customer 7764	\$ 9,418.11	\$ 9,583.72	1.76%	\$ 36,059.83	\$ 36,225.44	0.46%
MGS-S Customer 7765	\$ 2,270.33	\$ 2,322.34	2.29%	\$ 5,170.57	\$ 5,222.58	1.01%
MGS-S Customer 7766	\$ 9,950.87	\$ 10,123.52	1.74%	\$ 38,685.90	\$ 38,858.55	0.45%
MGS-S Customer 7767	\$ 11,274.54	\$ 11,462.11	1.66%	\$ 36,652.50	\$ 36,840.07	0.51%
MGS-S Customer 7768	\$ 29,999.29	\$ 30,465.85	1.56%	\$ 49,908.59	\$ 50,375.15	0.93%
MGS-S Customer 7769	\$ 3,216.05	\$ 3,286.61	2.19%	\$ 9,409.71	\$ 9,480.27	0.75%
MGS-S Customer 7770	\$ 3,409.32	\$ 3,483.35	2.17%	\$ 9,295.50	\$ 9,369.53	0.80%
MGS-S Customer 7771	\$ 42,406.31	\$ 43,071.60	1.57%	\$ 160,970.86	\$ 161,636.15	0.41%
MGS-S Customer 7772	\$ 15,095.66	\$ 15,351.50	1.69%	\$ 45,850.87	\$ 46,106.71	0.56%
MGS-S Customer 7773	\$ 17,743.52	\$ 18,043.54	1.69%	\$ 45,367.90	\$ 45,667.92	0.66%
MGS-S Customer 7774	\$ 5,186.85	\$ 5,287.89	1.95%	\$ 17,571.55	\$ 17,672.59	0.58%
MGS-S Customer 7775	\$ 17,118.07	\$ 17,406.46	1.68%	\$ 46,598.10	\$ 46,886.49	0.62%
MGS-S Customer 7776	\$ 29,119.12	\$ 29,585.02	1.60%	\$ 114,350.67	\$ 114,816.57	0.41%
MGS-S Customer 7777	\$ 2,370.09	\$ 2,424.01	2.28%	\$ 5,000.44	\$ 5,054.36	1.08%
MGS-S Customer 7778	\$ 1,506.22	\$ 1,549.57	2.88%	\$ 4,842.72	\$ 4,886.07	0.90%
MGS-S Customer 7779	\$ 6,919.42	\$ 7,042.58	1.78%	\$ 23,326.31	\$ 23,449.47	0.53%
MGS-S Customer 7780	\$ 4,698.26	\$ 4,787.78	1.91%	\$ 12,665.64	\$ 12,755.16	0.71%
MGS-S Customer 7781	\$ 7,531.09	\$ 7,672.12	1.87%	\$ 13,299.12	\$ 13,440.15	1.06%
MGS-S Customer 7782	\$ 5,349.55	\$ 5,448.73	1.85%	\$ 15,290.49	\$ 15,389.67	0.65%
MGS-S Customer 7783	\$ 4,441.22	\$ 4,531.48	2.03%	\$ 11,497.46	\$ 11,587.72	0.79%
MGS-S Customer 7784	\$ 13,965.84	\$ 14,209.76	1.75%	\$ 28,961.81	\$ 29,205.72	0.84%
MGS-S Customer 7785	\$ 4,416.27	\$ 4,503.68	1.98%	\$ 17,241.22	\$ 17,328.63	0.51%
MGS-S Customer 7786	\$ 6,210.21	\$ 6,322.42	1.81%	\$ 20,634.74	\$ 20,746.95	0.54%
MGS-S Customer 7787	\$ 30,626.15	\$ 31,114.90	1.60%	\$ 122,919.20	\$ 123,407.95	0.40%
MGS-S Customer 7788	\$ 4,386.29	\$ 4,471.69	1.95%	\$ 9,966.92	\$ 10,052.33	0.86%
MGS-S Customer 7789	\$ 9,201.92	\$ 9,364.40	1.77%	\$ 36,332.69	\$ 36,495.17	0.45%
MGS-S Customer 7790	\$ 9,817.48	\$ 9,990.76	1.77%	\$ 32,330.27	\$ 32,503.56	0.54%
MGS-S Customer 7791	\$ 5,816.80	\$ 5,928.57	1.92%	\$ 16,443.32	\$ 16,555.09	0.68%
MGS-S Customer 7792	\$ 3,456.50	\$ 3,531.07	2.16%	\$ 8,378.98	\$ 8,453.55	0.89%
MGS-S Customer 7793	\$ 21,821.65	\$ 22,177.69	1.63%	\$ 86,654.85	\$ 87,010.89	0.41%
MGS-S Customer 7794	\$ 4,070.60	\$ 4,154.69	2.07%	\$ 11,466.55	\$ 11,550.63	0.73%
MGS-S Customer 7795	\$ 3,736.81	\$ 3,810.31	1.97%	\$ 12,803.51	\$ 12,877.02	0.57%
MGS-S Customer 7796	\$ 6,158.81	\$ 6,274.20	1.87%	\$ 21,622.46	\$ 21,737.84	0.53%
MGS-S Customer 7797	\$ 7,638.75	\$ 7,778.15	1.82%	\$ 24,709.74	\$ 24,849.14	0.56%

Internal Use

Customer	Delivery 7/22 Prices	Delivery 8/23 Prices	Delivery % Difference	Bundled 7/22 Prices	Bundled 8/23 Prices	Bundled % Difference
MGS-S Customer 7798	\$ 9,346.54	\$ 9,510.63	1.76%	\$ 38,268.16	\$ 38,432.25	0.43%
MGS-S Customer 7799	\$ 14,784.63	\$ 15,034.28	1.69%	\$ 54,265.02	\$ 54,514.66	0.46%
MGS-S Customer 7800	\$ 8,459.23	\$ 8,605.16	1.73%	\$ 32,341.71	\$ 32,487.64	0.45%
MGS-S Customer 7801	\$ 2,807.37	\$ 2,867.00	2.12%	\$ 7,808.69	\$ 7,868.32	0.76%
MGS-S Customer 7802	\$ 20,250.60	\$ 20,584.20	1.65%	\$ 76,861.39	\$ 77,194.99	0.43%
MGS-S Customer 7803	\$ 9,659.09	\$ 9,827.43	1.74%	\$ 35,724.92	\$ 35,893.26	0.47%
MGS-S Customer 7804	\$ 4,542.14	\$ 4,629.35	1.92%	\$ 11,569.82	\$ 11,657.02	0.75%
MGS-S Customer 7805	\$ 7,184.47	\$ 7,311.15	1.76%	\$ 26,626.09	\$ 26,752.77	0.48%
MGS-S Customer 7806	\$ 3,650.09	\$ 3,726.62	2.10%	\$ 10,277.38	\$ 10,353.91	0.74%
MGS-S Customer 7807	\$ 6,127.50	\$ 6,244.68	1.91%	\$ 16,751.28	\$ 16,868.46	0.70%
MGS-S Customer 7808	\$ 22,069.64	\$ 22,441.43	1.68%	\$ 51,147.46	\$ 51,519.25	0.73%
MGS-S Customer 7809	\$ 4,270.43	\$ 4,357.30	2.03%	\$ 13,735.69	\$ 13,822.56	0.63%
MGS-S Customer 7810	\$ 4,418.80	\$ 4,502.60	1.90%	\$ 15,962.98	\$ 16,046.77	0.52%
MGS-S Customer 7811	\$ 8,578.76	\$ 8,730.50	1.77%	\$ 35,189.51	\$ 35,341.25	0.43%
MGS-S Customer 7812	\$ 4,195.45	\$ 4,280.78	2.03%	\$ 14,098.45	\$ 14,183.78	0.61%
MGS-S Customer 7813	\$ 5,681.01	\$ 5,790.37	1.93%	\$ 17,412.47	\$ 17,521.82	0.63%
MGS-S Customer 7814	\$ 4,185.40	\$ 4,265.73	1.92%	\$ 12,885.78	\$ 12,966.11	0.62%
MGS-S Customer 7815	\$ 7,098.21	\$ 7,228.56	1.84%	\$ 23,798.99	\$ 23,929.34	0.55%
MGS-S Customer 7816	\$ 8,268.11	\$ 8,417.53	1.81%	\$ 26,883.49	\$ 27,032.91	0.56%
MGS-S Customer 7817	\$ 7,947.78	\$ 8,090.54	1.80%	\$ 28,893.00	\$ 29,035.76	0.49%
MGS-S Customer 7818	\$ 5,066.78	\$ 5,163.15	1.90%	\$ 10,595.88	\$ 10,692.25	0.91%
MGS-S Customer 7819	\$ 3,560.83	\$ 3,632.04	2.00%	\$ 10,756.01	\$ 10,827.22	0.66%
MGS-S Customer 7820	\$ 4,558.95	\$ 4,651.59	2.03%	\$ 9,610.89	\$ 9,703.53	0.96%
MGS-S Customer 7821	\$ 6,404.40	\$ 6,525.15	1.89%	\$ 18,121.22	\$ 18,241.97	0.67%
MGS-S Customer 7822	\$ 2,553.26	\$ 2,614.08	2.38%	\$ 5,892.28	\$ 5,953.09	1.03%
MGS-S Customer 7823	\$ 6,069.44	\$ 6,185.81	1.92%	\$ 13,562.85	\$ 13,679.22	0.86%
MGS-S Customer 7824	\$ 3,684.36	\$ 3,757.81	1.99%	\$ 10,586.80	\$ 10,660.25	0.69%
MGS-S Customer 7825	\$ 3,308.21	\$ 3,380.41	2.18%	\$ 8,383.46	\$ 8,455.66	0.86%
MGS-S Customer 7826	\$ 7,222.09	\$ 7,356.19	1.86%	\$ 17,405.27	\$ 17,539.37	0.77%
MGS-S Customer 7827	\$ 4,858.51	\$ 4,948.34	1.85%	\$ 18,187.14	\$ 18,276.97	0.49%
MGS-S Customer 7828	\$ 3,380.85	\$ 3,447.79	1.98%	\$ 14,763.92	\$ 14,830.85	0.45%
MGS-S Customer 7829	\$ 3,751.34	\$ 3,826.60	2.01%	\$ 9,510.23	\$ 9,585.49	0.79%
MGS-S Customer 7830	\$ 8,853.98	\$ 9,012.21	1.79%	\$ 30,390.39	\$ 30,548.63	0.52%
MGS-S Customer 7831	\$ 13,189.44	\$ 13,411.43	1.68%	\$ 50,457.68	\$ 50,679.67	0.44%
MGS-S Customer 7832	\$ 5,663.11	\$ 5,775.53	1.99%	\$ 7,607.19	\$ 7,719.61	1.48%
MGS-S Customer 7833	\$ 3,435.04	\$ 3,508.85	2.15%	\$ 10,966.73	\$ 11,040.54	0.67%
MGS-S Customer 7834	\$ 3,443.30	\$ 3,517.18	2.15%	\$ 10,669.34	\$ 10,743.21	0.69%
MGS-S Customer 7835	\$ 40,139.66	\$ 40,776.57	1.59%	\$ 160,390.74	\$ 161,027.65	0.40%
MGS-S Customer 7836	\$ 3,841.97	\$ 3,916.39	1.94%	\$ 16,024.76	\$ 16,099.18	0.46%
MGS-S Customer 7837	\$ 16,351.49	\$ 16,621.46	1.65%	\$ 62,966.50	\$ 63,236.47	0.43%

Internal Use

Customer	Delivery 7/22 Prices	Delivery 8/23 Prices	Delivery % Difference	Bundled 7/22 Prices	Bundled 8/23 Prices	Bundled % Difference
MGS-S Customer 7838	\$ 5,959.54	\$ 6,073.25	1.91%	\$ 16,790.36	\$ 16,904.07	0.68%
MGS-S Customer 7839	\$ 10,279.06	\$ 10,457.25	1.73%	\$ 40,407.19	\$ 40,585.38	0.44%
MGS-S Customer 7840	\$ 4,262.46	\$ 4,348.54	2.02%	\$ 15,746.76	\$ 15,832.84	0.55%
MGS-S Customer 7841	\$ 9,636.94	\$ 9,807.22	1.77%	\$ 34,395.59	\$ 34,565.87	0.50%
MGS-S Customer 7842	\$ 8,074.29	\$ 8,221.11	1.82%	\$ 24,588.25	\$ 24,735.07	0.60%
MGS-S Customer 7843	\$ 461.04	\$ 483.84	4.95%	\$ 461.04	\$ 483.84	4.95%
MGS-S Customer 7844	\$ 5,073.90	\$ 5,172.36	1.94%	\$ 19,334.01	\$ 19,432.47	0.51%
MGS-S Customer 7845	\$ 2,627.26	\$ 2,688.77	2.34%	\$ 7,219.29	\$ 7,280.80	0.85%
MGS-S Customer 7846	\$ 4,552.66	\$ 4,644.93	2.03%	\$ 10,700.85	\$ 10,793.12	0.86%
MGS-S Customer 7847	\$ 6,938.84	\$ 7,057.38	1.71%	\$ 37,508.03	\$ 37,626.57	0.32%
MGS-S Customer 7848	\$ 6,047.75	\$ 6,161.10	1.87%	\$ 22,330.32	\$ 22,443.67	0.51%
MGS-S Customer 7849	\$ 20,114.99	\$ 20,448.64	1.66%	\$ 65,665.06	\$ 65,998.71	0.51%
MGS-S Customer 7850	\$ 19,398.37	\$ 19,713.71	1.63%	\$ 77,133.52	\$ 77,448.86	0.41%
MGS-S Customer 7851	\$ 14,768.91	\$ 15,018.74	1.69%	\$ 53,997.92	\$ 54,247.74	0.46%
MGS-S Customer 7852	\$ 48,367.54	\$ 49,114.61	1.54%	\$ 215,027.95	\$ 215,775.02	0.35%
MGS-S Customer 7853	\$ 12,985.01	\$ 13,207.19	1.71%	\$ 29,809.19	\$ 30,031.37	0.75%
MGS-S Customer 7854	\$ 11,747.05	\$ 11,952.97	1.75%	\$ 33,297.18	\$ 33,503.10	0.62%
MGS-S Customer 7855	\$ 3,619.73	\$ 3,696.66	2.13%	\$ 10,749.78	\$ 10,826.71	0.72%
MGS-S Customer 7856	\$ 8,196.04	\$ 8,338.03	1.73%	\$ 31,962.89	\$ 32,104.87	0.44%
MGS-S Customer 7857	\$ 43,138.29	\$ 43,827.53	1.60%	\$ 150,418.16	\$ 151,107.40	0.46%
MGS-S Customer 7858	\$ 9,947.39	\$ 10,122.05	1.76%	\$ 32,562.46	\$ 32,737.11	0.54%
MGS-S Customer 7859	\$ 4,966.58	\$ 5,063.80	1.96%	\$ 15,089.20	\$ 15,186.42	0.64%
MGS-S Customer 7860	\$ 4,252.43	\$ 4,339.08	2.04%	\$ 12,039.84	\$ 12,126.49	0.72%
MGS-S Customer 7861	\$ 4,533.18	\$ 4,621.77	1.95%	\$ 11,489.55	\$ 11,578.14	0.77%
MGS-S Customer 7862	\$ 13,764.59	\$ 13,996.26	1.68%	\$ 52,477.12	\$ 52,708.79	0.44%
MGS-S Customer 7863	\$ 5,736.05	\$ 5,844.40	1.89%	\$ 21,668.98	\$ 21,777.33	0.50%
MGS-S Customer 7864	\$ 15,694.82	\$ 15,962.95	1.71%	\$ 43,447.18	\$ 43,715.31	0.62%
MGS-S Customer 7865	\$ 1,860.11	\$ 1,905.80	2.46%	\$ 4,647.11	\$ 4,692.81	0.98%
MGS-S Customer 7866	\$ 13,801.80	\$ 14,036.37	1.70%	\$ 47,792.96	\$ 48,027.53	0.49%
MGS-S Customer 7867	\$ 25,717.39	\$ 26,154.46	1.70%	\$ 38,684.03	\$ 39,121.10	1.13%
MGS-S Customer 7868	\$ 2,833.51	\$ 2,897.82	2.27%	\$ 8,934.51	\$ 8,998.81	0.72%
MGS-S Customer 7869	\$ 6,515.12	\$ 6,636.95	1.87%	\$ 21,036.20	\$ 21,158.03	0.58%
MGS-S Customer 7870	\$ 7,768.62	\$ 7,904.67	1.75%	\$ 24,732.89	\$ 24,868.94	0.55%
MGS-S Customer 7871	\$ 5,701.13	\$ 5,805.94	1.84%	\$ 14,993.40	\$ 15,098.20	0.70%
MGS-S Customer 7872	\$ 3,123.06	\$ 3,188.16	2.08%	\$ 7,654.76	\$ 7,719.86	0.85%
MGS-S Customer 7873	\$ 3,747.08	\$ 3,821.40	1.98%	\$ 10,956.32	\$ 11,030.64	0.68%
MGS-S Customer 7874	\$ 6,036.65	\$ 6,149.31	1.87%	\$ 23,985.19	\$ 24,097.85	0.47%
MGS-S Customer 7875	\$ 3,896.74	\$ 3,973.07	1.96%	\$ 11,901.02	\$ 11,977.35	0.64%
MGS-S Customer 7876	\$ 6,175.41	\$ 6,288.51	1.83%	\$ 16,481.99	\$ 16,595.09	0.69%
MGS-S Customer 7877	\$ 7,649.25	\$ 7,791.10	1.85%	\$ 20,286.82	\$ 20,428.66	0.70%

Internal Use

Customer	Delivery 7/22 Prices	Delivery 8/23 Prices	Delivery % Difference	Bundled 7/22 Prices	Bundled 8/23 Prices	Bundled % Difference
MGS-S Customer 7878	\$ 3,051.98	\$ 3,119.71	2.22%	\$ 7,782.49	\$ 7,850.23	0.87%
MGS-S Customer 7879	\$ 30,296.95	\$ 30,785.31	1.61%	\$ 117,301.87	\$ 117,790.24	0.42%
MGS-S Customer 7880	\$ 10,497.64	\$ 10,681.63	1.75%	\$ 35,971.58	\$ 36,155.57	0.51%
MGS-S Customer 7881	\$ 3,004.17	\$ 3,072.23	2.27%	\$ 6,958.27	\$ 7,026.32	0.98%
MGS-S Customer 7882	\$ 4,237.26	\$ 4,319.62	1.94%	\$ 11,498.60	\$ 11,580.96	0.72%
MGS-S Customer 7883	\$ 39,507.26	\$ 40,139.89	1.60%	\$ 140,150.70	\$ 140,783.33	0.45%
MGS-S Customer 7884	\$ 5,606.67	\$ 5,708.66	1.82%	\$ 20,517.27	\$ 20,619.27	0.50%
MGS-S Customer 7885	\$ 2,448.37	\$ 2,500.91	2.15%	\$ 10,757.63	\$ 10,810.16	0.49%
MGS-S Customer 7886	\$ 3,801.54	\$ 3,881.61	2.11%	\$ 10,182.02	\$ 10,262.09	0.79%
MGS-S Customer 7887	\$ 9,533.90	\$ 9,695.80	1.70%	\$ 38,337.49	\$ 38,499.39	0.42%
MGS-S Customer 7888	\$ 3,261.94	\$ 3,333.78	2.20%	\$ 8,231.04	\$ 8,302.88	0.87%
MGS-S Customer 7889	\$ 5,025.86	\$ 5,124.78	1.97%	\$ 14,057.26	\$ 14,156.18	0.70%
MGS-S Customer 7890	\$ 7,632.05	\$ 7,762.08	1.70%	\$ 38,706.97	\$ 38,837.00	0.34%
MGS-S Customer 7891	\$ 5,797.53	\$ 5,905.82	1.87%	\$ 14,948.33	\$ 15,056.63	0.72%
MGS-S Customer 7892	\$ 5,607.85	\$ 5,716.92	1.94%	\$ 13,025.50	\$ 13,134.57	0.84%
MGS-S Customer 7893	\$ 1,717.67	\$ 1,760.10	2.47%	\$ 5,721.47	\$ 5,763.90	0.74%
MGS-S Customer 7894	\$ 11,179.18	\$ 11,369.95	1.71%	\$ 47,752.70	\$ 47,943.46	0.40%
MGS-S Customer 7895	\$ 3,422.97	\$ 3,497.90	2.19%	\$ 7,319.13	\$ 7,394.06	1.02%
MGS-S Customer 7896	\$ 9,176.13	\$ 9,339.87	1.78%	\$ 30,116.89	\$ 30,280.63	0.54%
MGS-S Customer 7897	\$ 4,497.56	\$ 4,588.70	2.03%	\$ 11,170.55	\$ 11,261.70	0.82%
MGS-S Customer 7898	\$ 24,379.09	\$ 24,771.70	1.61%	\$ 104,162.56	\$ 104,555.16	0.38%
MGS-S Customer 7899	\$ 10,962.10	\$ 11,154.31	1.75%	\$ 33,892.53	\$ 34,084.74	0.57%
MGS-S Customer 7900	\$ 3,345.68	\$ 3,413.98	2.04%	\$ 9,751.08	\$ 9,819.37	0.70%
MGS-S Customer 7901	\$ 2,619.21	\$ 2,676.51	2.19%	\$ 6,291.87	\$ 6,349.17	0.91%
MGS-S Customer 7902	\$ 4,323.71	\$ 4,412.81	2.06%	\$ 9,299.43	\$ 9,388.54	0.96%
MGS-S Customer 7903	\$ 3,082.16	\$ 3,149.66	2.19%	\$ 10,107.66	\$ 10,175.16	0.67%
MGS-S Customer 7904	\$ 3,728.96	\$ 3,808.85	2.14%	\$ 8,602.76	\$ 8,682.65	0.93%
MGS-S Customer 7905	\$ 28,568.41	\$ 29,025.31	1.60%	\$ 125,116.64	\$ 125,573.54	0.37%
MGS-S Customer 7906	\$ 16,292.09	\$ 16,566.37	1.68%	\$ 56,394.07	\$ 56,668.35	0.49%
MGS-S Customer 7907	\$ 10,082.34	\$ 10,253.91	1.70%	\$ 49,604.54	\$ 49,776.11	0.35%
MGS-S Customer 7908	\$ 4,621.57	\$ 4,710.53	1.92%	\$ 9,498.57	\$ 9,587.53	0.94%
MGS-S Customer 7909	\$ 4,007.00	\$ 4,086.13	1.97%	\$ 12,782.45	\$ 12,861.58	0.62%
MGS-S Customer 7910	\$ 3,707.70	\$ 3,781.45	1.99%	\$ 10,618.71	\$ 10,692.46	0.69%
MGS-S Customer 7911	\$ 3,095.80	\$ 3,160.36	2.09%	\$ 8,214.81	\$ 8,279.37	0.79%
MGS-S Customer 7912	\$ 3,182.24	\$ 3,252.45	2.21%	\$ 9,547.75	\$ 9,617.96	0.74%
MGS-S Customer 7913	\$ 4,920.44	\$ 5,014.88	1.92%	\$ 9,114.72	\$ 9,209.16	1.04%
MGS-S Customer 7914	\$ 5,459.12	\$ 5,559.86	1.85%	\$ 17,339.23	\$ 17,439.97	0.58%
MGS-S Customer 7915	\$ 4,108.37	\$ 4,188.62	1.95%	\$ 10,661.85	\$ 10,742.10	0.75%
MGS-S Customer 7916	\$ 2,405.19	\$ 2,459.70	2.27%	\$ 4,777.31	\$ 4,831.81	1.14%
MGS-S Customer 7917	\$ 3,154.46	\$ 3,225.04	2.24%	\$ 5,814.52	\$ 5,885.10	1.21%

Internal Use

Customer	Delivery 7/22 Prices	Delivery 8/23 Prices	Delivery % Difference	Bundled 7/22 Prices	Bundled 8/23 Prices	Bundled % Difference
MGS-S Customer 7918	\$ 10,605.05	\$ 10,790.12	1.75%	\$ 37,242.20	\$ 37,427.27	0.50%
MGS-S Customer 7919	\$ 4,117.76	\$ 4,202.25	2.05%	\$ 12,102.50	\$ 12,187.00	0.70%
MGS-S Customer 7920	\$ 6,087.68	\$ 6,202.86	1.89%	\$ 14,323.81	\$ 14,438.99	0.80%
MGS-S Customer 7921	\$ 6,345.79	\$ 6,465.39	1.88%	\$ 19,320.66	\$ 19,440.26	0.62%
MGS-S Customer 7922	\$ 7,131.76	\$ 7,263.60	1.85%	\$ 23,089.94	\$ 23,221.78	0.57%
MGS-S Customer 7923	\$ 6,788.12	\$ 6,911.37	1.82%	\$ 16,707.69	\$ 16,830.94	0.74%
MGS-S Customer 7924	\$ 13,454.04	\$ 13,678.84	1.67%	\$ 59,858.58	\$ 60,083.37	0.38%
MGS-S Customer 7925	\$ 4,658.67	\$ 4,750.40	1.97%	\$ 17,657.31	\$ 17,749.03	0.52%
MGS-S Customer 7926	\$ 6,824.62	\$ 6,948.33	1.81%	\$ 17,373.89	\$ 17,497.61	0.71%
MGS-S Customer 7927	\$ 4,863.83	\$ 4,961.19	2.00%	\$ 7,834.68	\$ 7,932.05	1.24%
MGS-S Customer 7928	\$ 630.56	\$ 656.01	4.04%	\$ 873.37	\$ 898.82	2.91%
MGS-S Customer 7929	\$ 8,510.97	\$ 8,664.48	1.80%	\$ 25,675.09	\$ 25,828.60	0.60%
MGS-S Customer 7930	\$ 8,363.08	\$ 8,513.72	1.80%	\$ 27,806.18	\$ 27,956.83	0.54%
MGS-S Customer 7931	\$ 8,635.61	\$ 8,787.62	1.76%	\$ 37,110.12	\$ 37,262.13	0.41%
MGS-S Customer 7932	\$ 12,107.25	\$ 12,312.87	1.70%	\$ 47,693.52	\$ 47,899.15	0.43%
MGS-S Customer 7933	\$ 5,246.28	\$ 5,349.12	1.96%	\$ 13,826.11	\$ 13,928.95	0.74%
MGS-S Customer 7934	\$ 6,531.40	\$ 6,653.79	1.87%	\$ 19,904.82	\$ 20,027.21	0.61%
MGS-S Customer 7935	\$ 2,088.05	\$ 2,140.51	2.51%	\$ 6,583.53	\$ 6,635.99	0.80%
MGS-S Customer 7936	\$ 4,559.28	\$ 4,646.64	1.92%	\$ 13,025.87	\$ 13,113.23	0.67%
MGS-S Customer 7937	\$ 9,889.63	\$ 10,061.62	1.74%	\$ 37,509.45	\$ 37,681.43	0.46%
MGS-S Customer 7938	\$ 16,226.13	\$ 16,497.93	1.68%	\$ 52,324.30	\$ 52,596.11	0.52%
MGS-S Customer 7939	\$ 4,322.21	\$ 4,410.69	2.05%	\$ 10,457.82	\$ 10,546.31	0.85%
MGS-S Customer 7940	\$ 2,282.25	\$ 2,334.80	2.30%	\$ 3,898.51	\$ 3,951.06	1.35%
MGS-S Customer 7941	\$ 7,247.43	\$ 7,379.28	1.82%	\$ 27,483.41	\$ 27,615.26	0.48%
MGS-S Customer 7942	\$ 7,112.09	\$ 7,245.75	1.88%	\$ 14,857.11	\$ 14,990.77	0.90%
MGS-S Customer 7943	\$ 5,914.37	\$ 6,029.01	1.94%	\$ 13,722.46	\$ 13,837.10	0.84%
MGS-S Customer 7944	\$ 1,806.35	\$ 1,854.81	2.68%	\$ 4,740.76	\$ 4,789.22	1.02%
MGS-S Customer 7945	\$ 3,118.69	\$ 3,182.28	2.04%	\$ 12,242.87	\$ 12,306.46	0.52%
MGS-S Customer 7946	\$ 3,785.46	\$ 3,864.46	2.09%	\$ 10,319.40	\$ 10,398.40	0.77%
MGS-S Customer 7947	\$ 4,746.27	\$ 4,836.80	1.91%	\$ 14,734.51	\$ 14,825.04	0.61%
MGS-S Customer 7948	\$ 25,856.93	\$ 26,274.89	1.62%	\$ 107,486.90	\$ 107,904.85	0.39%
MGS-S Customer 7949	\$ 5,426.97	\$ 5,531.00	1.92%	\$ 19,592.47	\$ 19,696.50	0.53%
MGS-S Customer 7950	\$ 4,796.74	\$ 4,892.14	1.99%	\$ 13,014.59	\$ 13,109.98	0.73%
MGS-S Customer 7951	\$ 4,635.54	\$ 4,724.17	1.91%	\$ 12,533.90	\$ 12,622.53	0.71%
MGS-S Customer 7952	\$ 1,251.64	\$ 1,286.58	2.79%	\$ 3,308.38	\$ 3,343.33	1.06%
MGS-S Customer 7953	\$ 58,767.42	\$ 59,728.77	1.64%	\$ 101,849.39	\$ 102,810.74	0.94%
MGS-S Customer 7954	\$ 3,034.53	\$ 3,097.48	2.07%	\$ 9,579.78	\$ 9,642.73	0.66%
MGS-S Customer 7955	\$ 13,382.79	\$ 13,598.03	1.61%	\$ 70,781.89	\$ 70,997.13	0.30%
MGS-S Customer 7956	\$ 4,963.87	\$ 5,055.90	1.85%	\$ 17,048.39	\$ 17,140.43	0.54%
MGS-S Customer 7957	\$ 9,321.43	\$ 9,484.94	1.75%	\$ 37,498.85	\$ 37,662.36	0.44%

Internal Use

Customer	Delivery 7/22 Prices	Delivery 8/23 Prices	Delivery % Difference	Bundled 7/22 Prices	Bundled 8/23 Prices	Bundled % Difference
MGS-S Customer 7958	\$ 833.86	\$ 862.46	3.43%	\$ 1,432.15	\$ 1,460.74	2.00%
MGS-S Customer 7959	\$ 5,709.29	\$ 5,816.50	1.88%	\$ 9,910.54	\$ 10,017.75	1.08%
MGS-S Customer 7960	\$ 2,900.47	\$ 2,960.78	2.08%	\$ 8,656.04	\$ 8,716.36	0.70%
MGS-S Customer 7961	\$ 4,408.82	\$ 4,499.60	2.06%	\$ 8,642.17	\$ 8,732.95	1.05%
MGS-S Customer 7962	\$ 4,028.70	\$ 4,107.38	1.95%	\$ 11,212.23	\$ 11,290.91	0.70%
MGS-S Customer 7963	\$ 4,089.84	\$ 4,173.34	2.04%	\$ 13,936.28	\$ 14,019.78	0.60%
MGS-S Customer 7964	\$ 11,759.94	\$ 11,962.62	1.72%	\$ 35,353.11	\$ 35,555.78	0.57%
MGS-S Customer 7965	\$ 19,640.93	\$ 19,957.42	1.61%	\$ 81,274.76	\$ 81,591.24	0.39%
MGS-S Customer 7966	\$ 2,978.10	\$ 3,041.42	2.13%	\$ 7,694.90	\$ 7,758.22	0.82%
MGS-S Customer 7967	\$ 4,920.91	\$ 5,018.48	1.98%	\$ 12,329.76	\$ 12,427.34	0.79%
MGS-S Customer 7968	\$ 5,916.40	\$ 6,028.60	1.90%	\$ 18,988.85	\$ 19,101.05	0.59%
MGS-S Customer 7969	\$ 4,966.14	\$ 5,064.46	1.98%	\$ 12,566.96	\$ 12,665.28	0.78%
MGS-S Customer 7970	\$ 3,300.14	\$ 3,372.85	2.20%	\$ 7,577.72	\$ 7,650.42	0.96%
MGS-S Customer 7971	\$ 5,251.52	\$ 5,349.37	1.86%	\$ 15,640.37	\$ 15,738.22	0.63%
MGS-S Customer 7972	\$ 6,288.45	\$ 6,403.06	1.82%	\$ 15,246.72	\$ 15,361.33	0.75%
MGS-S Customer 7973	\$ 3,822.45	\$ 3,902.40	2.09%	\$ 11,884.32	\$ 11,964.27	0.67%
MGS-S Customer 7974	\$ 3,421.93	\$ 3,495.96	2.16%	\$ 9,374.72	\$ 9,448.75	0.79%
MGS-S Customer 7975	\$ 2,030.15	\$ 2,081.13	2.51%	\$ 7,895.88	\$ 7,946.86	0.65%
MGS-S Customer 7976	\$ 4,552.89	\$ 4,640.34	1.92%	\$ 10,804.02	\$ 10,891.48	0.81%
MGS-S Customer 7977	\$ 6,891.56	\$ 7,020.82	1.88%	\$ 16,453.14	\$ 16,582.40	0.79%
MGS-S Customer 7978	\$ 4,972.25	\$ 5,064.98	1.86%	\$ 16,209.62	\$ 16,302.35	0.57%
MGS-S Customer 7979	\$ 4,578.32	\$ 4,669.51	1.99%	\$ 15,636.07	\$ 15,727.26	0.58%
MGS-S Customer 7980	\$ 6,097.99	\$ 6,214.57	1.91%	\$ 16,957.38	\$ 17,073.96	0.69%
MGS-S Customer 7981	\$ 11,186.59	\$ 11,380.98	1.74%	\$ 32,896.68	\$ 33,091.08	0.59%
MGS-S Customer 7982	\$ 23,472.61	\$ 23,845.67	1.59%	\$ 96,098.60	\$ 96,471.66	0.39%
MGS-S Customer 7983	\$ 4,560.00	\$ 4,651.26	2.00%	\$ 14,221.80	\$ 14,313.05	0.64%
MGS-S Customer 7984	\$ 6,054.46	\$ 6,167.65	1.87%	\$ 23,331.13	\$ 23,444.32	0.49%
MGS-S Customer 7985	\$ 5,507.32	\$ 5,609.38	1.85%	\$ 16,102.65	\$ 16,204.71	0.63%
MGS-S Customer 7986	\$ 19,290.64	\$ 19,604.12	1.63%	\$ 79,914.37	\$ 80,227.85	0.39%
MGS-S Customer 7987	\$ 6,863.86	\$ 6,990.83	1.85%	\$ 25,004.36	\$ 25,131.33	0.51%
MGS-S Customer 7988	\$ 8,817.35	\$ 8,975.10	1.79%	\$ 29,316.26	\$ 29,474.00	0.54%
MGS-S Customer 7989	\$ 5,308.85	\$ 5,412.30	1.95%	\$ 15,293.66	\$ 15,397.12	0.68%
MGS-S Customer 7990	\$ 14,956.23	\$ 15,213.56	1.72%	\$ 39,774.30	\$ 40,031.63	0.65%
MGS-S Customer 7991	\$ 10,351.85	\$ 10,526.52	1.69%	\$ 37,811.69	\$ 37,986.36	0.46%
MGS-S Customer 7992	\$ 1,584.48	\$ 1,624.30	2.51%	\$ 5,252.80	\$ 5,292.62	0.76%
MGS-S Customer 7993	\$ 15,608.77	\$ 15,873.75	1.70%	\$ 52,621.05	\$ 52,886.04	0.50%
MGS-S Customer 7994	\$ 6,262.78	\$ 6,381.90	1.90%	\$ 15,648.40	\$ 15,767.52	0.76%
MGS-S Customer 7995	\$ 6,545.74	\$ 6,669.86	1.90%	\$ 16,335.85	\$ 16,459.97	0.76%
MGS-S Customer 7996	\$ 7,205.20	\$ 7,338.82	1.85%	\$ 22,306.29	\$ 22,439.91	0.60%
MGS-S Customer 7997	\$ 4,640.21	\$ 4,728.83	1.91%	\$ 13,854.43	\$ 13,943.05	0.64%

Internal Use

Customer	Delivery 7/22 Prices	Delivery 8/23 Prices	Delivery % Difference	Bundled 7/22 Prices	Bundled 8/23 Prices	Bundled % Difference
MGS-S Customer 7998	\$ 4,365.82	\$ 4,453.38	2.01%	\$ 14,037.09	\$ 14,124.66	0.62%
MGS-S Customer 7999	\$ 9,949.22	\$ 10,118.03	1.70%	\$ 37,527.90	\$ 37,696.71	0.45%
MGS-S Customer 8000	\$ 3,758.62	\$ 3,832.56	1.97%	\$ 12,857.21	\$ 12,931.15	0.58%
MGS-S Customer 8001	\$ 6,959.29	\$ 7,085.87	1.82%	\$ 29,445.69	\$ 29,572.27	0.43%
MGS-S Customer 8002	\$ 5,408.50	\$ 5,513.36	1.94%	\$ 18,004.92	\$ 18,109.79	0.58%
MGS-S Customer 8003	\$ 5,559.10	\$ 5,664.62	1.90%	\$ 7,165.08	\$ 7,270.60	1.47%
MGS-S Customer 8004	\$ 19,107.03	\$ 19,423.93	1.66%	\$ 62,024.46	\$ 62,341.36	0.51%
MGS-S Customer 8005	\$ 3,678.30	\$ 3,756.98	2.14%	\$ 8,101.45	\$ 8,180.13	0.97%
MGS-S Customer 8006	\$ 962.40	\$ 997.87	3.69%	\$ 963.43	\$ 998.90	3.68%
MGS-S Customer 8007	\$ 5,401.16	\$ 5,505.21	1.93%	\$ 19,468.73	\$ 19,572.78	0.53%
MGS-S Customer 8008	\$ 4,109.42	\$ 4,191.44	2.00%	\$ 5,880.74	\$ 5,962.76	1.39%
MGS-S Customer 8009	\$ 5,876.81	\$ 5,986.97	1.87%	\$ 16,892.97	\$ 17,003.13	0.65%
MGS-S Customer 8010	\$ 8,564.93	\$ 8,723.91	1.86%	\$ 16,641.08	\$ 16,800.07	0.96%
MGS-S Customer 8011	\$ 5,771.05	\$ 5,881.75	1.92%	\$ 17,851.01	\$ 17,961.70	0.62%
MGS-S Customer 8012	\$ 3,221.70	\$ 3,287.50	2.04%	\$ 10,632.04	\$ 10,697.84	0.62%
MGS-S Customer 8013	\$ 4,411.00	\$ 4,497.94	1.97%	\$ 10,296.15	\$ 10,383.09	0.84%
MGS-S Customer 8014	\$ 2,537.92	\$ 2,594.49	2.23%	\$ 4,829.25	\$ 4,885.82	1.17%
MGS-S Customer 8015	\$ 12,607.61	\$ 12,814.38	1.64%	\$ 43,504.51	\$ 43,711.28	0.48%
MGS-S Customer 8016	\$ 3,698.69	\$ 3,773.93	2.03%	\$ 8,561.75	\$ 8,636.99	0.88%
MGS-S Customer 8017	\$ 3,875.98	\$ 3,957.99	2.12%	\$ 8,336.83	\$ 8,418.84	0.98%
MGS-S Customer 8018	\$ 3,536.85	\$ 3,610.03	2.07%	\$ 7,801.28	\$ 7,874.46	0.94%
MGS-S Customer 8019	\$ 42,250.90	\$ 42,933.54	1.62%	\$ 134,685.63	\$ 135,368.28	0.51%
MGS-S Customer 8020	\$ 7,664.72	\$ 7,802.16	1.79%	\$ 31,607.65	\$ 31,745.08	0.43%
MGS-S Customer 8021	\$ 12,571.98	\$ 12,791.32	1.74%	\$ 27,956.44	\$ 28,175.78	0.78%
MGS-S Customer 8022	\$ 11,897.34	\$ 12,103.64	1.73%	\$ 34,219.89	\$ 34,426.19	0.60%
MGS-S Customer 8023	\$ 8,201.61	\$ 8,351.34	1.83%	\$ 23,750.61	\$ 23,900.34	0.63%
MGS-S Customer 8024	\$ 62,229.21	\$ 63,211.55	1.58%	\$ 236,129.37	\$ 237,111.71	0.42%
MGS-S Customer 8025	\$ 4,164.25	\$ 4,243.01	1.89%	\$ 18,283.47	\$ 18,362.23	0.43%
MGS-S Customer 8026	\$ 11,107.77	\$ 11,303.32	1.76%	\$ 18,365.80	\$ 18,561.35	1.06%
MGS-S Customer 8027	\$ 7,254.35	\$ 7,385.93	1.81%	\$ 28,008.06	\$ 28,139.64	0.47%
MGS-S Customer 8028	\$ 3,468.04	\$ 3,541.22	2.11%	\$ 13,710.63	\$ 13,783.82	0.53%
MGS-S Customer 8029	\$ 5,487.93	\$ 5,594.79	1.95%	\$ 14,235.96	\$ 14,342.82	0.75%
MGS-S Customer 8030	\$ 33,953.11	\$ 34,503.02	1.62%	\$ 115,400.26	\$ 115,950.16	0.48%
MGS-S Customer 8031	\$ 19,934.44	\$ 20,256.03	1.61%	\$ 58,162.50	\$ 58,484.08	0.55%
MGS-S Customer 8032	\$ 29,814.92	\$ 30,295.98	1.61%	\$ 112,187.60	\$ 112,668.66	0.43%
MGS-S Customer 8033	\$ 10,311.49	\$ 10,496.02	1.79%	\$ 25,983.89	\$ 26,168.42	0.71%
MGS-S Customer 8034	\$ 10,200.76	\$ 10,377.41	1.73%	\$ 40,800.57	\$ 40,977.22	0.43%
MGS-S Customer 8035	\$ 1,286.61	\$ 1,326.55	3.10%	\$ 3,546.63	\$ 3,586.57	1.13%
MGS-S Customer 8036	\$ 13,263.38	\$ 13,489.19	1.70%	\$ 48,995.92	\$ 49,221.72	0.46%
MGS-S Customer 8037	\$ 11,073.06	\$ 11,263.22	1.72%	\$ 44,566.03	\$ 44,756.19	0.43%

Internal Use

Customer	Delivery 7/22 Prices	Delivery 8/23 Prices	Delivery % Difference	Bundled 7/22 Prices	Bundled 8/23 Prices	Bundled % Difference
MGS-S Customer 8038	\$ 35,485.54	\$ 36,063.24	1.63%	\$ 104,884.72	\$ 105,462.42	0.55%
MGS-S Customer 8039	\$ 5,257.90	\$ 5,355.80	1.86%	\$ 16,484.88	\$ 16,582.78	0.59%
MGS-S Customer 8040	\$ 5,338.40	\$ 5,438.80	1.88%	\$ 13,101.47	\$ 13,201.87	0.77%
MGS-S Customer 8041	\$ 16,457.25	\$ 16,733.03	1.68%	\$ 58,963.33	\$ 59,239.11	0.47%
MGS-S Customer 8042	\$ 7,298.60	\$ 7,432.46	1.83%	\$ 22,404.60	\$ 22,538.46	0.60%
MGS-S Customer 8043	\$ 8,798.89	\$ 8,946.25	1.67%	\$ 45,129.25	\$ 45,276.61	0.33%
MGS-S Customer 8044	\$ 7,398.97	\$ 7,535.65	1.85%	\$ 21,841.89	\$ 21,978.58	0.63%
MGS-S Customer 8045	\$ 9,043.12	\$ 9,204.79	1.79%	\$ 28,158.98	\$ 28,320.64	0.57%
MGS-S Customer 8046	\$ 9,323.27	\$ 9,488.48	1.77%	\$ 32,290.27	\$ 32,455.48	0.51%
MGS-S Customer 8047	\$ 6,348.29	\$ 6,469.92	1.92%	\$ 13,661.16	\$ 13,782.79	0.89%
MGS-S Customer 8048	\$ 4,092.89	\$ 4,174.35	1.99%	\$ 6,149.40	\$ 6,230.87	1.32%
MGS-S Customer 8049	\$ 3,634.87	\$ 3,711.66	2.11%	\$ 10,671.69	\$ 10,748.47	0.72%
MGS-S Customer 8050	\$ 5,368.37	\$ 5,467.83	1.85%	\$ 17,350.86	\$ 17,450.32	0.57%
MGS-S Customer 8051	\$ 5,923.31	\$ 6,037.02	1.92%	\$ 14,516.51	\$ 14,630.22	0.78%
MGS-S Customer 8052	\$ 9,310.99	\$ 9,475.07	1.76%	\$ 28,653.55	\$ 28,817.62	0.57%
MGS-S Customer 8053	\$ 14,922.86	\$ 15,178.47	1.71%	\$ 46,048.28	\$ 46,303.89	0.56%
MGS-S Customer 8054	\$ 14,303.10	\$ 14,546.66	1.70%	\$ 41,813.22	\$ 42,056.78	0.58%
MGS-S Customer 8055	\$ 34,861.47	\$ 35,439.92	1.66%	\$ 69,277.69	\$ 69,856.14	0.83%
MGS-S Customer 8056	\$ 14,958.18	\$ 15,208.96	1.68%	\$ 55,233.84	\$ 55,484.62	0.45%
MGS-S Customer 8057	\$ 4,329.12	\$ 4,418.07	2.05%	\$ 9,750.70	\$ 9,839.65	0.91%
MGS-S Customer 8058	\$ 3,925.77	\$ 4,004.61	2.01%	\$ 9,765.10	\$ 9,843.94	0.81%
MGS-S Customer 8059	\$ 3,251.33	\$ 3,318.10	2.05%	\$ 8,416.73	\$ 8,483.50	0.79%
MGS-S Customer 8060	\$ 4,177.00	\$ 4,261.05	2.01%	\$ 13,697.45	\$ 13,781.50	0.61%
MGS-S Customer 8061	\$ 3,616.66	\$ 3,690.07	2.03%	\$ 8,505.89	\$ 8,579.30	0.86%
MGS-S Customer 8062	\$ 27,245.76	\$ 27,686.01	1.62%	\$ 106,206.52	\$ 106,646.77	0.41%
MGS-S Customer 8063	\$ 16,199.21	\$ 16,470.12	1.67%	\$ 60,570.08	\$ 60,840.99	0.45%
MGS-S Customer 8064	\$ 3,985.74	\$ 4,064.29	1.97%	\$ 11,191.89	\$ 11,270.44	0.70%
MGS-S Customer 8065	\$ 5,706.37	\$ 5,813.09	1.87%	\$ 25,254.60	\$ 25,361.32	0.42%
MGS-S Customer 8066	\$ 4,264.61	\$ 4,346.30	1.92%	\$ 14,150.70	\$ 14,232.39	0.58%
MGS-S Customer 8067	\$ 7,905.23	\$ 8,047.46	1.80%	\$ 29,319.61	\$ 29,461.84	0.49%
MGS-S Customer 8068	\$ 6,864.53	\$ 6,988.00	1.80%	\$ 19,703.31	\$ 19,826.78	0.63%
MGS-S Customer 8069	\$ 4,865.55	\$ 4,963.12	2.01%	\$ 9,801.74	\$ 9,899.31	1.00%
MGS-S Customer 8070	\$ 16,832.06	\$ 17,112.25	1.66%	\$ 62,235.87	\$ 62,516.06	0.45%
MGS-S Customer 8071	\$ 23,983.44	\$ 24,379.16	1.65%	\$ 81,773.44	\$ 82,169.15	0.48%
MGS-S Customer 8072	\$ 8,362.77	\$ 8,511.71	1.78%	\$ 32,344.43	\$ 32,493.37	0.46%
MGS-S Customer 8073	\$ 2,299.11	\$ 2,351.72	2.29%	\$ 4,840.33	\$ 4,892.94	1.09%
MGS-S Customer 8074	\$ 4,133.12	\$ 4,213.18	1.94%	\$ 12,931.31	\$ 13,011.37	0.62%
MGS-S Customer 8075	\$ 1,734.55	\$ 1,776.74	2.43%	\$ 6,218.60	\$ 6,260.79	0.68%
MGS-S Customer 8076	\$ 3,923.65	\$ 4,001.90	1.99%	\$ 7,941.16	\$ 8,019.41	0.99%
MGS-S Customer 8077	\$ 10,274.01	\$ 10,457.99	1.79%	\$ 22,384.94	\$ 22,568.91	0.82%

Customer	Delivery 7/22 Prices	Delivery 8/23 Prices	Delivery % Difference	Bundled 7/22 Prices	Bundled 8/23 Prices	Bundled % Difference
MGS-S Customer 8078	\$ 3,669.36	\$ 3,748.01	2.14%	\$ 7,516.73	\$ 7,595.38	1.05%
MGS-S Customer 8079	\$ 5,549.94	\$ 5,657.91	1.95%	\$ 13,179.32	\$ 13,287.30	0.82%
MGS-S Customer 8080	\$ 8,011.81	\$ 8,157.98	1.82%	\$ 22,925.50	\$ 23,071.67	0.64%
MGS-S Customer 8081	\$ 2,312.87	\$ 2,364.40	2.23%	\$ 8,889.43	\$ 8,940.96	0.58%
MGS-S Customer 8082	\$ 18,687.03	\$ 18,997.03	1.66%	\$ 51,284.17	\$ 51,594.17	0.60%
MGS-S Customer 8083	\$ 59,775.24	\$ 60,699.76	1.55%	\$ 279,275.74	\$ 280,200.26	0.33%
MGS-S Customer 8084	\$ 4,015.46	\$ 4,098.91	2.08%	\$ 10,305.79	\$ 10,389.24	0.81%
MGS-S Customer 8085	\$ 32,954.03	\$ 33,479.22	1.59%	\$ 115,827.18	\$ 116,352.37	0.45%
MGS-S Customer 8086	\$ 20,006.58	\$ 20,339.38	1.66%	\$ 70,812.78	\$ 71,145.58	0.47%
MGS-S Customer 8087	\$ 6,570.43	\$ 6,690.54	1.83%	\$ 14,828.27	\$ 14,948.38	0.81%
MGS-S Customer 8088	\$ 15,753.09	\$ 16,019.20	1.69%	\$ 46,284.34	\$ 46,550.45	0.57%
MGS-S Customer 8089	\$ 5,133.27	\$ 5,227.49	1.84%	\$ 18,599.93	\$ 18,694.15	0.51%
MGS-S Customer 8090	\$ 5,509.37	\$ 5,616.96	1.95%	\$ 12,365.19	\$ 12,472.78	0.87%
MGS-S Customer 8091	\$ 5,777.33	\$ 5,881.44	1.80%	\$ 23,355.09	\$ 23,459.19	0.45%
MGS-S Customer 8092	\$ 31,121.80	\$ 31,614.77	1.58%	\$ 141,980.41	\$ 142,473.38	0.35%
MGS-S Customer 8093	\$ 3,528.06	\$ 3,599.02	2.01%	\$ 10,728.95	\$ 10,799.92	0.66%
MGS-S Customer 8094	\$ 17,010.33	\$ 17,295.04	1.67%	\$ 59,543.84	\$ 59,828.55	0.48%
MGS-S Customer 8095	\$ 13,037.79	\$ 13,261.37	1.71%	\$ 41,685.98	\$ 41,909.56	0.54%
MGS-S Customer 8096	\$ 22,160.10	\$ 22,527.93	1.66%	\$ 76,046.85	\$ 76,414.68	0.48%
MGS-S Customer 8097	\$ 3,954.11	\$ 4,036.32	2.08%	\$ 9,813.55	\$ 9,895.76	0.84%
MGS-S Customer 8098	\$ 8,526.49	\$ 8,685.18	1.86%	\$ 10,387.16	\$ 10,545.85	1.53%
MGS-S Customer 8099	\$ 6,384.97	\$ 6,504.10	1.87%	\$ 22,624.12	\$ 22,743.25	0.53%
MGS-S Customer 8100	\$ 1,319.22	\$ 1,360.01	3.09%	\$ 2,292.75	\$ 2,333.54	1.78%
MGS-S Customer 8101	\$ 25,374.41	\$ 25,787.66	1.63%	\$ 73,867.91	\$ 74,281.16	0.56%
MGS-S Customer 8102	\$ 8,481.03	\$ 8,633.03	1.79%	\$ 26,022.79	\$ 26,174.79	0.58%
MGS-S Customer 8103	\$ 5,077.99	\$ 5,174.17	1.89%	\$ 13,268.40	\$ 13,364.59	0.72%
MGS-S Customer 8104	\$ 3,114.07	\$ 3,178.40	2.07%	\$ 9,747.65	\$ 9,811.98	0.66%
MGS-S Customer 8105	\$ 8,071.98	\$ 8,218.47	1.81%	\$ 23,831.23	\$ 23,977.71	0.61%
MGS-S Customer 8106	\$ 3,989.61	\$ 4,067.31	1.95%	\$ 10,039.19	\$ 10,116.89	0.77%
MGS-S Customer 8107	\$ 4,827.43	\$ 4,924.12	2.00%	\$ 11,350.75	\$ 11,447.43	0.85%
MGS-S Customer 8108	\$ 4,414.29	\$ 4,503.96	2.03%	\$ 11,717.80	\$ 11,807.47	0.77%
MGS-S Customer 8109	\$ 5,025.54	\$ 5,119.85	1.88%	\$ 14,509.43	\$ 14,603.73	0.65%
MGS-S Customer 8110	\$ 7,174.06	\$ 7,308.42	1.87%	\$ 16,646.52	\$ 16,780.88	0.81%
MGS-S Customer 8111	\$ 5,560.67	\$ 5,667.80	1.93%	\$ 17,489.80	\$ 17,596.93	0.61%
MGS-S Customer 8112	\$ 6,527.07	\$ 6,650.66	1.89%	\$ 18,565.89	\$ 18,689.48	0.67%
MGS-S Customer 8113	\$ 15,519.04	\$ 15,782.24	1.70%	\$ 49,871.27	\$ 50,134.47	0.53%
MGS-S Customer 8114	\$ 2,980.05	\$ 3,047.21	2.25%	\$ 7,838.54	\$ 7,905.70	0.86%
MGS-S Customer 8115	\$ 3,385.94	\$ 3,458.95	2.16%	\$ 9,327.66	\$ 9,400.66	0.78%
MGS-S Customer 8116	\$ 4,190.31	\$ 4,271.83	1.95%	\$ 11,914.77	\$ 11,996.28	0.68%
MGS-S Customer 8117	\$ 49,541.39	\$ 50,357.77	1.65%	\$ 92,184.59	\$ 93,000.97	0.89%

Customer	Delivery 7/22 Prices	Delivery 8/23 Prices	Delivery % Difference	Bundled 7/22 Prices	Bundled 8/23 Prices	Bundled % Difference
MGS-S Customer 8118	\$ 6,434.18	\$ 6,554.04	1.86%	\$ 23,189.80	\$ 23,309.66	0.52%
MGS-S Customer 8119	\$ 7,430.94	\$ 7,565.63	1.81%	\$ 18,308.85	\$ 18,443.53	0.74%
MGS-S Customer 8120	\$ 2,874.97	\$ 2,935.15	2.09%	\$ 9,431.31	\$ 9,491.48	0.64%
MGS-S Customer 8121	\$ 4,518.64	\$ 4,607.72	1.97%	\$ 10,489.95	\$ 10,579.02	0.85%
MGS-S Customer 8122	\$ 8,695.10	\$ 8,846.24	1.74%	\$ 29,349.40	\$ 29,500.54	0.51%
MGS-S Customer 8123	\$ 10,748.56	\$ 10,932.24	1.71%	\$ 47,560.08	\$ 47,743.77	0.39%
MGS-S Customer 8124	\$ 5,277.77	\$ 5,379.72	1.93%	\$ 18,594.29	\$ 18,696.24	0.55%
MGS-S Customer 8125	\$ 4,189.05	\$ 4,270.32	1.94%	\$ 11,670.23	\$ 11,751.51	0.70%
MGS-S Customer 8126	\$ 7,871.78	\$ 8,014.79	1.82%	\$ 23,740.72	\$ 23,883.73	0.60%
MGS-S Customer 8127	\$ 10,775.01	\$ 10,962.09	1.74%	\$ 38,847.31	\$ 39,034.39	0.48%
MGS-S Customer 8128	\$ 4,195.87	\$ 4,278.26	1.96%	\$ 10,466.66	\$ 10,549.05	0.79%
MGS-S Customer 8129	\$ 18,196.53	\$ 18,504.98	1.70%	\$ 45,701.74	\$ 46,010.19	0.67%
MGS-S Customer 8130	\$ 8,423.27	\$ 8,576.34	1.82%	\$ 22,040.98	\$ 22,194.06	0.69%
MGS-S Customer 8131	\$ 4,767.68	\$ 4,860.07	1.94%	\$ 16,736.17	\$ 16,828.56	0.55%
MGS-S Customer 8132	\$ 4,765.83	\$ 4,861.54	2.01%	\$ 9,478.41	\$ 9,574.12	1.01%
MGS-S Customer 8133	\$ 6,022.76	\$ 6,134.16	1.85%	\$ 13,777.61	\$ 13,889.01	0.81%
MGS-S Customer 8134	\$ 6,598.25	\$ 6,721.73	1.87%	\$ 21,157.50	\$ 21,280.98	0.58%
MGS-S Customer 8135	\$ 8,187.48	\$ 8,333.85	1.79%	\$ 31,977.17	\$ 32,123.55	0.46%
MGS-S Customer 8136	\$ 15,456.43	\$ 15,701.42	1.59%	\$ 23,994.21	\$ 24,239.20	1.02%
MGS-S Customer 8137	\$ 3,544.43	\$ 3,616.41	2.03%	\$ 8,707.67	\$ 8,779.64	0.83%
MGS-S Customer 8138	\$ 17,340.27	\$ 17,624.19	1.64%	\$ 77,689.77	\$ 77,973.69	0.37%
MGS-S Customer 8139	\$ 6,351.89	\$ 6,473.19	1.91%	\$ 13,438.52	\$ 13,559.82	0.90%
MGS-S Customer 8140	\$ 4,754.88	\$ 4,849.19	1.98%	\$ 16,152.33	\$ 16,246.65	0.58%
MGS-S Customer 8141	\$ 14,477.47	\$ 14,723.76	1.70%	\$ 42,833.15	\$ 43,079.43	0.57%
MGS-S Customer 8142	\$ 10,009.81	\$ 10,183.61	1.74%	\$ 40,447.82	\$ 40,621.62	0.43%
MGS-S Customer 8143	\$ 24,075.74	\$ 24,471.92	1.65%	\$ 69,516.11	\$ 69,912.29	0.57%
MGS-S Customer 8144	\$ 4,931.10	\$ 5,024.86	1.90%	\$ 10,462.15	\$ 10,555.91	0.90%
MGS-S Customer 8145	\$ 3,721.53	\$ 3,795.87	2.00%	\$ 10,370.42	\$ 10,444.76	0.72%
MGS-S Customer 8146	\$ 17,118.63	\$ 17,400.68	1.65%	\$ 71,736.66	\$ 72,018.71	0.39%
MGS-S Customer 8147	\$ 4,656.81	\$ 4,749.51	1.99%	\$ 15,692.74	\$ 15,785.44	0.59%
MGS-S Customer 8148	\$ 3,259.20	\$ 3,325.48	2.03%	\$ 10,787.57	\$ 10,853.86	0.61%
MGS-S Customer 8149	\$ 4,515.32	\$ 4,604.26	1.97%	\$ 10,169.66	\$ 10,258.60	0.87%
MGS-S Customer 8150	\$ 3,024.82	\$ 3,088.74	2.11%	\$ 6,879.73	\$ 6,943.65	0.93%
MGS-S Customer 8151	\$ 3,792.19	\$ 3,867.34	1.98%	\$ 10,337.78	\$ 10,412.93	0.73%
MGS-S Customer 8152	\$ 1,135.87	\$ 1,169.21	2.94%	\$ 2,108.60	\$ 2,141.94	1.58%
MGS-S Customer 8153	\$ 13,660.94	\$ 13,889.15	1.67%	\$ 60,509.04	\$ 60,737.25	0.38%
MGS-S Customer 8154	\$ 2,857.64	\$ 2,918.91	2.14%	\$ 5,787.48	\$ 5,848.74	1.06%
MGS-S Customer 8155	\$ 2,120.91	\$ 2,170.86	2.36%	\$ 3,962.84	\$ 4,012.79	1.26%
MGS-S Customer 8156	\$ 8,905.27	\$ 9,057.80	1.71%	\$ 47,903.91	\$ 48,056.45	0.32%
MGS-S Customer 8157	\$ 3,125.90	\$ 3,194.62	2.20%	\$ 9,811.92	\$ 9,880.64	0.70%

Internal Use

Customer	Delivery 7/22 Prices	Delivery 8/23 Prices	Delivery % Difference	Bundled 7/22 Prices	Bundled 8/23 Prices	Bundled % Difference
MGS-S Customer 8158	\$ 3,998.36	\$ 4,082.08	2.09%	\$ 8,674.03	\$ 8,757.75	0.97%
MGS-S Customer 8159	\$ 4,365.26	\$ 4,454.65	2.05%	\$ 10,837.15	\$ 10,926.54	0.82%
MGS-S Customer 8160	\$ 3,408.14	\$ 3,478.27	2.06%	\$ 9,042.13	\$ 9,112.27	0.78%
MGS-S Customer 8161	\$ 2,606.53	\$ 2,663.69	2.19%	\$ 6,135.67	\$ 6,192.84	0.93%
MGS-S Customer 8162	\$ 4,499.47	\$ 4,584.04	1.88%	\$ 15,708.39	\$ 15,792.96	0.54%
MGS-S Customer 8163	\$ 7,233.62	\$ 7,363.78	1.80%	\$ 19,088.48	\$ 19,218.64	0.68%
MGS-S Customer 8164	\$ 11,466.98	\$ 11,662.91	1.71%	\$ 46,669.33	\$ 46,865.26	0.42%
MGS-S Customer 8165	\$ 2,532.75	\$ 2,589.61	2.24%	\$ 3,672.30	\$ 3,729.16	1.55%
MGS-S Customer 8166	\$ 3,737.28	\$ 3,812.30	2.01%	\$ 8,313.31	\$ 8,388.33	0.90%
MGS-S Customer 8167	\$ 4,478.43	\$ 4,569.13	2.03%	\$ 12,412.90	\$ 12,503.60	0.73%
MGS-S Customer 8168	\$ 3,248.78	\$ 3,319.72	2.18%	\$ 9,592.70	\$ 9,663.64	0.74%
MGS-S Customer 8169	\$ 4,706.69	\$ 4,801.52	2.01%	\$ 11,192.30	\$ 11,287.13	0.85%
MGS-S Customer 8170	\$ 44,459.10	\$ 45,159.01	1.57%	\$ 183,696.23	\$ 184,396.14	0.38%
MGS-S Customer 8171	\$ 6,203.98	\$ 6,321.55	1.90%	\$ 16,729.95	\$ 16,847.52	0.70%
MGS-S Customer 8172	\$ 24,710.42	\$ 25,113.39	1.63%	\$ 83,958.42	\$ 84,361.39	0.48%
MGS-S Customer 8173	\$ 3,152.47	\$ 3,221.15	2.18%	\$ 11,500.35	\$ 11,569.02	0.60%
MGS-S Customer 8174	\$ 31,109.88	\$ 31,606.33	1.60%	\$ 134,824.72	\$ 135,321.17	0.37%
MGS-S Customer 8175	\$ 5,943.93	\$ 6,058.40	1.93%	\$ 13,668.16	\$ 13,782.62	0.84%
MGS-S Customer 8176	\$ 4,339.60	\$ 4,428.10	2.04%	\$ 11,778.85	\$ 11,867.35	0.75%
MGS-S Customer 8177	\$ 5,264.85	\$ 5,365.74	1.92%	\$ 21,563.42	\$ 21,664.31	0.47%
MGS-S Customer 8178	\$ 3,528.15	\$ 3,598.14	1.98%	\$ 13,000.15	\$ 13,070.14	0.54%
MGS-S Customer 8179	\$ 9,694.49	\$ 9,869.42	1.80%	\$ 23,351.28	\$ 23,526.21	0.75%
MGS-S Customer 8180	\$ 9,870.85	\$ 10,039.74	1.71%	\$ 34,030.64	\$ 34,199.54	0.50%
MGS-S Customer 8181	\$ 1,563.34	\$ 1,608.55	2.89%	\$ 1,631.89	\$ 1,677.11	2.77%
MGS-S Customer 8182	\$ 5,708.67	\$ 5,812.93	1.83%	\$ 18,928.17	\$ 19,032.44	0.55%
MGS-S Customer 8183	\$ 5,800.76	\$ 5,908.77	1.86%	\$ 11,555.88	\$ 11,663.89	0.93%
MGS-S Customer 8184	\$ 2,993.91	\$ 3,054.92	2.04%	\$ 10,697.56	\$ 10,758.58	0.57%
MGS-S Customer 8185	\$ 6,737.25	\$ 6,861.60	1.85%	\$ 23,773.16	\$ 23,897.51	0.52%
MGS-S Customer 8186	\$ 3,062.37	\$ 3,127.23	2.12%	\$ 7,533.51	\$ 7,598.37	0.86%
MGS-S Customer 8187	\$ 5,764.04	\$ 5,871.35	1.86%	\$ 13,698.51	\$ 13,805.82	0.78%
MGS-S Customer 8188	\$ 2,373.90	\$ 2,427.53	2.26%	\$ 5,847.97	\$ 5,901.60	0.92%
MGS-S Customer 8189	\$ 5,592.29	\$ 5,694.07	1.82%	\$ 21,409.81	\$ 21,511.59	0.48%
MGS-S Customer 8190	\$ 9,645.28	\$ 9,817.43	1.78%	\$ 28,727.31	\$ 28,899.46	0.60%
MGS-S Customer 8191	\$ 9,636.97	\$ 9,810.43	1.80%	\$ 22,909.83	\$ 23,083.30	0.76%
MGS-S Customer 8192	\$ 12,634.00	\$ 12,854.05	1.74%	\$ 25,783.46	\$ 26,003.51	0.85%
MGS-S Customer 8193	\$ 16,053.61	\$ 16,324.03	1.68%	\$ 52,883.31	\$ 53,153.72	0.51%
MGS-S Customer 8194	\$ 7,274.99	\$ 7,408.47	1.83%	\$ 23,464.55	\$ 23,598.03	0.57%
MGS-S Customer 8195	\$ 5,421.68	\$ 5,525.84	1.92%	\$ 19,367.11	\$ 19,471.26	0.54%
MGS-S Customer 8196	\$ 5,839.90	\$ 5,953.66	1.95%	\$ 8,810.75	\$ 8,924.52	1.29%
MGS-S Customer 8197	\$ 25,362.31	\$ 25,770.67	1.61%	\$ 107,248.23	\$ 107,656.58	0.38%

Customer	Delivery 7/22 Prices	Delivery 8/23 Prices	Delivery % Difference	Bundled 7/22 Prices	Bundled 8/23 Prices	Bundled % Difference
MGS-S Customer 8198	\$ 4,958.14	\$ 5,051.61	1.89%	\$ 14,467.73	\$ 14,561.20	0.65%
MGS-S Customer 8199	\$ 4,033.19	\$ 4,110.85	1.93%	\$ 15,004.44	\$ 15,082.10	0.52%
MGS-S Customer 8200	\$ 5,068.82	\$ 5,162.69	1.85%	\$ 18,795.55	\$ 18,889.41	0.50%
MGS-S Customer 8201	\$ 6,808.04	\$ 6,936.98	1.89%	\$ 13,801.77	\$ 13,930.72	0.93%
MGS-S Customer 8202	\$ 6,448.38	\$ 6,566.58	1.83%	\$ 13,933.56	\$ 14,051.76	0.85%
MGS-S Customer 8203	\$ 5,381.00	\$ 5,487.88	1.99%	\$ 8,459.15	\$ 8,566.03	1.26%
MGS-S Customer 8204	\$ 5,976.78	\$ 6,091.23	1.91%	\$ 14,567.35	\$ 14,681.80	0.79%
MGS-S Customer 8205	\$ 37,685.32	\$ 38,277.81	1.57%	\$ 161,199.78	\$ 161,792.26	0.37%
MGS-S Customer 8206	\$ 3,665.75	\$ 3,739.55	2.01%	\$ 8,964.61	\$ 9,038.41	0.82%
MGS-S Customer 8207	\$ 3,977.40	\$ 4,054.61	1.94%	\$ 11,953.69	\$ 12,030.90	0.65%
MGS-S Customer 8208	\$ 4,500.29	\$ 4,588.08	1.95%	\$ 7,634.09	\$ 7,721.88	1.15%
MGS-S Customer 8209	\$ 40,059.57	\$ 40,694.41	1.58%	\$ 168,057.73	\$ 168,692.57	0.38%
MGS-S Customer 8210	\$ 43,889.46	\$ 44,584.85	1.58%	\$ 179,634.70	\$ 180,330.09	0.39%
MGS-S Customer 8211	\$ 7,462.98	\$ 7,599.50	1.83%	\$ 25,123.57	\$ 25,260.09	0.54%
MGS-S Customer 8212	\$ 63,835.51	\$ 64,820.25	1.54%	\$ 293,423.21	\$ 294,407.95	0.34%
MGS-S Customer 8213	\$ 2,701.69	\$ 2,760.25	2.17%	\$ 7,460.43	\$ 7,518.99	0.78%
MGS-S Customer 8214	\$ 6,372.47	\$ 6,494.96	1.92%	\$ 15,356.23	\$ 15,478.71	0.80%
MGS-S Customer 8215	\$ 6,582.27	\$ 6,706.23	1.88%	\$ 16,767.27	\$ 16,891.24	0.74%
MGS-S Customer 8216	\$ 12,063.21	\$ 12,273.85	1.75%	\$ 26,542.70	\$ 26,753.34	0.79%
MGS-S Customer 8217	\$ 11,152.34	\$ 11,342.94	1.71%	\$ 36,747.40	\$ 36,938.00	0.52%
MGS-S Customer 8218	\$ 6,191.81	\$ 6,308.87	1.89%	\$ 18,477.44	\$ 18,594.50	0.63%
MGS-S Customer 8219	\$ 4,947.93	\$ 5,049.28	2.05%	\$ 4,947.93	\$ 5,049.28	2.05%
MGS-S Customer 8220	\$ 4,170.74	\$ 4,256.72	2.06%	\$ 10,450.90	\$ 10,536.88	0.82%
MGS-S Customer 8221	\$ 6,504.31	\$ 6,630.72	1.94%	\$ 9,159.79	\$ 9,286.21	1.38%
MGS-S Customer 8222	\$ 5,147.38	\$ 5,247.80	1.95%	\$ 15,604.79	\$ 15,705.21	0.64%
MGS-S Customer 8223	\$ 6,076.16	\$ 6,193.84	1.94%	\$ 11,161.12	\$ 11,278.80	1.05%
MGS-S Customer 8224	\$ 3,129.58	\$ 3,198.72	2.21%	\$ 9,248.97	\$ 9,318.11	0.75%
MGS-S Customer 8225	\$ 5,400.68	\$ 5,502.40	1.88%	\$ 11,421.01	\$ 11,522.72	0.89%
MGS-S Customer 8226	\$ 6,662.64	\$ 6,786.18	1.85%	\$ 23,268.24	\$ 23,391.78	0.53%
MGS-S Customer 8227	\$ 4,563.98	\$ 4,650.59	1.90%	\$ 15,606.31	\$ 15,692.92	0.55%
MGS-S Customer 8228	\$ 2,464.86	\$ 2,523.46	2.38%	\$ 7,384.83	\$ 7,443.42	0.79%
MGS-S Customer 8229	\$ 3,581.57	\$ 3,652.35	1.98%	\$ 12,480.42	\$ 12,551.20	0.57%
MGS-S Customer 8230	\$ 4,279.28	\$ 4,361.87	1.93%	\$ 13,038.97	\$ 13,121.55	0.63%
MGS-S Customer 8231	\$ 6,528.60	\$ 6,652.42	1.90%	\$ 13,266.96	\$ 13,390.78	0.93%
MGS-S Customer 8232	\$ 3,802.33	\$ 3,877.36	1.97%	\$ 10,884.62	\$ 10,959.65	0.69%
MGS-S Customer 8233	\$ 5,632.53	\$ 5,735.78	1.83%	\$ 16,258.36	\$ 16,361.62	0.64%
MGS-S Customer 8234	\$ 4,388.39	\$ 4,476.66	2.01%	\$ 15,058.21	\$ 15,146.49	0.59%
MGS-S Customer 8235	\$ 597.80	\$ 622.78	4.18%	\$ 660.87	\$ 685.85	3.78%
MGS-S Customer 8236	\$ 3,679.33	\$ 3,757.20	2.12%	\$ 11,404.35	\$ 11,482.22	0.68%
MGS-S Customer 8237	\$ 997.30	\$ 1,028.58	3.14%	\$ 1,467.27	\$ 1,498.55	2.13%

Internal Use

Customer	Delivery 7/22 Prices	Delivery 8/23 Prices	Delivery % Difference	Bundled 7/22 Prices	Bundled 8/23 Prices	Bundled % Difference
MGS-S Customer 8238	\$ 5,124.41	\$ 5,227.08	2.00%	\$ 9,512.36	\$ 9,615.03	1.08%
MGS-S Customer 8239	\$ 5,170.36	\$ 5,270.81	1.94%	\$ 17,478.62	\$ 17,579.06	0.57%
MGS-S Customer 8240	\$ 4,274.00	\$ 4,361.38	2.04%	\$ 11,793.12	\$ 11,880.50	0.74%
MGS-S Customer 8241	\$ 7,310.85	\$ 7,443.87	1.82%	\$ 28,536.47	\$ 28,669.49	0.47%
MGS-S Customer 8242	\$ 1,420.72	\$ 1,463.32	3.00%	\$ 2,152.01	\$ 2,194.61	1.98%
MGS-S Customer 8243	\$ 19,296.78	\$ 19,626.76	1.71%	\$ 40,833.20	\$ 41,163.18	0.81%
MGS-S Customer 8244	\$ 4,734.27	\$ 4,830.22	2.03%	\$ 11,535.24	\$ 11,631.19	0.83%
MGS-S Customer 8245	\$ 5,033.00	\$ 5,134.20	2.01%	\$ 9,786.36	\$ 9,887.57	1.03%
MGS-S Customer 8246	\$ 4,976.66	\$ 5,073.90	1.95%	\$ 17,561.66	\$ 17,658.90	0.55%
MGS-S Customer 8247	\$ 10,298.40	\$ 10,478.69	1.75%	\$ 36,734.44	\$ 36,914.73	0.49%
MGS-S Customer 8248	\$ 5,098.99	\$ 5,199.27	1.97%	\$ 15,006.68	\$ 15,106.96	0.67%
MGS-S Customer 8249	\$ 4,283.66	\$ 4,366.64	1.94%	\$ 11,118.00	\$ 11,200.98	0.75%
MGS-S Customer 8250	\$ 2,602.23	\$ 2,645.76	1.67%	\$ 34,647.47	\$ 34,691.01	0.13%
MGS-S Customer 8251	\$ 4,119.68	\$ 4,200.31	1.96%	\$ 10,555.24	\$ 10,635.87	0.76%
MGS-S Customer 8252	\$ 5,181.73	\$ 5,278.00	1.86%	\$ 16,979.11	\$ 17,075.38	0.57%
MGS-S Customer 8253	\$ 7,604.35	\$ 7,743.54	1.83%	\$ 20,941.20	\$ 21,080.40	0.66%
MGS-S Customer 8254	\$ 15,299.65	\$ 15,560.37	1.70%	\$ 43,189.12	\$ 43,449.85	0.60%
MGS-S Customer 8255	\$ 4,058.18	\$ 4,141.16	2.04%	\$ 6,928.49	\$ 7,011.46	1.20%
MGS-S Customer 8256	\$ 10,578.44	\$ 10,764.32	1.76%	\$ 33,202.64	\$ 33,388.53	0.56%
MGS-S Customer 8257	\$ 2,895.31	\$ 2,961.09	2.27%	\$ 7,584.47	\$ 7,650.24	0.87%
MGS-S Customer 8258	\$ 11,704.13	\$ 11,908.78	1.75%	\$ 30,836.44	\$ 31,041.09	0.66%
MGS-S Customer 8259	\$ 4,759.25	\$ 4,849.36	1.89%	\$ 12,565.75	\$ 12,655.85	0.72%
MGS-S Customer 8260	\$ 4,711.41	\$ 4,800.59	1.89%	\$ 12,655.02	\$ 12,744.20	0.70%
MGS-S Customer 8261	\$ 4,563.96	\$ 4,655.53	2.01%	\$ 13,915.30	\$ 14,006.87	0.66%
MGS-S Customer 8262	\$ 4,487.99	\$ 4,578.33	2.01%	\$ 13,734.55	\$ 13,824.89	0.66%
MGS-S Customer 8263	\$ 4,451.93	\$ 4,537.43	1.92%	\$ 13,348.50	\$ 13,434.00	0.64%
MGS-S Customer 8264	\$ 8,162.65	\$ 8,311.80	1.83%	\$ 22,463.89	\$ 22,613.04	0.66%
MGS-S Customer 8265	\$ 6,473.79	\$ 6,595.72	1.88%	\$ 19,687.24	\$ 19,809.17	0.62%
MGS-S Customer 8266	\$ 2,873.25	\$ 2,937.72	2.24%	\$ 9,683.60	\$ 9,748.06	0.67%
MGS-S Customer 8267	\$ 10,385.29	\$ 10,563.43	1.72%	\$ 45,541.93	\$ 45,720.07	0.39%
MGS-S Customer 8268	\$ 7,828.33	\$ 7,972.90	1.85%	\$ 19,493.39	\$ 19,637.96	0.74%
MGS-S Customer 8269	\$ 11,143.68	\$ 11,338.25	1.75%	\$ 30,659.92	\$ 30,854.48	0.63%
MGS-S Customer 8270	\$ 25,129.17	\$ 25,537.59	1.63%	\$ 97,046.73	\$ 97,455.14	0.42%
MGS-S Customer 8271	\$ 4,323.58	\$ 4,409.17	1.98%	\$ 18,606.54	\$ 18,692.13	0.46%
MGS-S Customer 8272	\$ 3,402.98	\$ 3,471.63	2.02%	\$ 9,216.72	\$ 9,285.37	0.74%
MGS-S Customer 8273	\$ 2,523.67	\$ 2,579.60	2.22%	\$ 5,276.96	\$ 5,332.90	1.06%
MGS-S Customer 8274	\$ 5,074.19	\$ 5,168.70	1.86%	\$ 17,101.92	\$ 17,196.44	0.55%
MGS-S Customer 8275	\$ 30,113.86	\$ 30,595.90	1.60%	\$ 125,903.38	\$ 126,385.42	0.38%
MGS-S Customer 8276	\$ 2,920.39	\$ 2,982.82	2.14%	\$ 5,643.18	\$ 5,705.61	1.11%
MGS-S Customer 8277	\$ 5,163.26	\$ 5,264.48	1.96%	\$ 12,784.65	\$ 12,885.87	0.79%

Customer	Delivery 7/22 Prices	Delivery 8/23 Prices	Delivery % Difference	Bundled 7/22 Prices	Bundled 8/23 Prices	Bundled % Difference
MGS-S Customer 8278	\$ 3,827.54	\$ 3,908.11	2.11%	\$ 10,620.40	\$ 10,700.97	0.76%
MGS-S Customer 8279	\$ 3,701.39	\$ 3,780.50	2.14%	\$ 9,175.19	\$ 9,254.30	0.86%
MGS-S Customer 8280	\$ 6,851.75	\$ 6,978.48	1.85%	\$ 23,751.00	\$ 23,877.73	0.53%
MGS-S Customer 8281	\$ 8,786.77	\$ 8,942.19	1.77%	\$ 33,467.72	\$ 33,623.14	0.46%
MGS-S Customer 8282	\$ 10,149.07	\$ 10,329.38	1.78%	\$ 27,494.30	\$ 27,674.60	0.66%
MGS-S Customer 8283	\$ 8,989.66	\$ 9,151.67	1.80%	\$ 26,810.11	\$ 26,972.12	0.60%
MGS-S Customer 8284	\$ 7,661.23	\$ 7,801.37	1.83%	\$ 22,913.26	\$ 23,053.40	0.61%
MGS-S Customer 8285	\$ 6,569.48	\$ 6,692.56	1.87%	\$ 19,143.74	\$ 19,266.82	0.64%
MGS-S Customer 8286	\$ 16,611.19	\$ 16,890.29	1.68%	\$ 56,871.42	\$ 57,150.52	0.49%
MGS-S Customer 8287	\$ 1,057.13	\$ 1,093.73	3.46%	\$ 2,440.06	\$ 2,476.66	1.50%
MGS-S Customer 8288	\$ 4,673.93	\$ 4,767.27	2.00%	\$ 14,419.02	\$ 14,512.36	0.65%
MGS-S Customer 8289	\$ 4,662.82	\$ 4,754.93	1.98%	\$ 15,506.56	\$ 15,598.67	0.59%
MGS-S Customer 8290	\$ 4,063.73	\$ 4,142.34	1.93%	\$ 13,634.45	\$ 13,713.06	0.58%
MGS-S Customer 8291	\$ 4,833.72	\$ 4,923.82	1.86%	\$ 17,317.60	\$ 17,407.70	0.52%
MGS-S Customer 8292	\$ 4,005.47	\$ 4,085.82	2.01%	\$ 6,289.14	\$ 6,369.49	1.28%
MGS-S Customer 8293	\$ 4,117.39	\$ 4,196.84	1.93%	\$ 14,035.24	\$ 14,114.70	0.57%
MGS-S Customer 8294	\$ 2,329.77	\$ 2,386.38	2.43%	\$ 5,151.85	\$ 5,208.46	1.10%
MGS-S Customer 8295	\$ 4,854.63	\$ 4,950.90	1.98%	\$ 14,804.71	\$ 14,900.98	0.65%
MGS-S Customer 8296	\$ 5,696.87	\$ 5,806.18	1.92%	\$ 16,538.20	\$ 16,647.52	0.66%
MGS-S Customer 8297	\$ 5,870.55	\$ 5,977.38	1.82%	\$ 19,373.32	\$ 19,480.15	0.55%
MGS-S Customer 8298	\$ 1,786.16	\$ 1,833.24	2.64%	\$ 4,491.93	\$ 4,539.00	1.05%
MGS-S Customer 8299	\$ 5,036.65	\$ 5,135.90	1.97%	\$ 13,128.46	\$ 13,227.71	0.76%
MGS-S Customer 8300	\$ 4,972.12	\$ 5,069.01	1.95%	\$ 17,599.28	\$ 17,696.17	0.55%
MGS-S Customer 8301	\$ 3,936.82	\$ 4,019.33	2.10%	\$ 9,956.00	\$ 10,038.51	0.83%
MGS-S Customer 8302	\$ 2,768.56	\$ 2,827.83	2.14%	\$ 7,445.60	\$ 7,504.87	0.80%
MGS-S Customer 8303	\$ 3,481.01	\$ 3,550.72	2.00%	\$ 11,092.34	\$ 11,162.05	0.63%
MGS-S Customer 8304	\$ 8,711.91	\$ 8,872.80	1.85%	\$ 12,541.92	\$ 12,702.80	1.28%
MGS-S Customer 8305	\$ 2,723.64	\$ 2,786.76	2.32%	\$ 5,737.91	\$ 5,801.04	1.10%
MGS-S Customer 8306	\$ 4,350.24	\$ 4,434.57	1.94%	\$ 11,828.68	\$ 11,913.01	0.71%
MGS-S Customer 8307	\$ 4,939.78	\$ 5,037.18	1.97%	\$ 13,564.63	\$ 13,662.03	0.72%
MGS-S Customer 8308	\$ 5,816.94	\$ 5,930.55	1.95%	\$ 10,236.66	\$ 10,350.27	1.11%
MGS-S Customer 8309	\$ 5,526.14	\$ 5,634.82	1.97%	\$ 10,064.69	\$ 10,173.37	1.08%
MGS-S Customer 8310	\$ 24,608.00	\$ 25,006.56	1.62%	\$ 94,880.15	\$ 95,278.72	0.42%
MGS-S Customer 8311	\$ 11,146.16	\$ 11,343.63	1.77%	\$ 17,864.87	\$ 18,062.33	1.11%
MGS-S Customer 8312	\$ 5,447.45	\$ 5,553.05	1.94%	\$ 15,077.70	\$ 15,183.31	0.70%
MGS-S Customer 8313	\$ 7,131.85	\$ 7,257.64	1.76%	\$ 14,330.46	\$ 14,456.25	0.88%
MGS-S Customer 8314	\$ 30,534.48	\$ 31,017.50	1.58%	\$ 143,152.75	\$ 143,635.77	0.34%
MGS-S Customer 8315	\$ 4,979.17	\$ 5,078.25	1.99%	\$ 12,410.88	\$ 12,509.96	0.80%
MGS-S Customer 8316	\$ 4,188.94	\$ 4,275.23	2.06%	\$ 10,848.57	\$ 10,934.86	0.80%
MGS-S Customer 8317	\$ 12,188.89	\$ 12,398.01	1.72%	\$ 41,760.33	\$ 41,969.45	0.50%

Internal Use

Customer	Delivery 7/22 Prices	Delivery 8/23 Prices	Delivery % Difference	Bundled 7/22 Prices	Bundled 8/23 Prices	Bundled % Difference
MGS-S Customer 8318	\$ 7,005.29	\$ 7,127.55	1.75%	\$ 30,149.74	\$ 30,272.00	0.41%
MGS-S Customer 8319	\$ 3,769.84	\$ 3,845.73	2.01%	\$ 6,834.73	\$ 6,910.62	1.11%
MGS-S Customer 8320	\$ 7,296.21	\$ 7,430.49	1.84%	\$ 21,565.46	\$ 21,699.74	0.62%
MGS-S Customer 8321	\$ 9,604.47	\$ 9,772.50	1.75%	\$ 33,366.74	\$ 33,534.77	0.50%
MGS-S Customer 8322	\$ 5,304.79	\$ 5,407.68	1.94%	\$ 16,959.80	\$ 17,062.69	0.61%
MGS-S Customer 8323	\$ 6,699.57	\$ 6,823.39	1.85%	\$ 24,757.80	\$ 24,881.62	0.50%
MGS-S Customer 8324	\$ 5,737.35	\$ 5,848.75	1.94%	\$ 12,451.82	\$ 12,563.23	0.89%
MGS-S Customer 8325	\$ 14,570.19	\$ 14,810.03	1.65%	\$ 58,429.16	\$ 58,669.00	0.41%
MGS-S Customer 8326	\$ 4,353.46	\$ 4,437.52	1.93%	\$ 11,954.28	\$ 12,038.34	0.70%
MGS-S Customer 8327	\$ 8,817.30	\$ 8,975.08	1.79%	\$ 29,764.11	\$ 29,921.90	0.53%
MGS-S Customer 8328	\$ 2,432.50	\$ 2,485.80	2.19%	\$ 7,798.32	\$ 7,851.62	0.68%
MGS-S Customer 8329	\$ 2,536.64	\$ 2,591.01	2.14%	\$ 12,207.46	\$ 12,261.83	0.45%
MGS-S Customer 8330	\$ 9,016.36	\$ 9,177.26	1.78%	\$ 29,751.79	\$ 29,912.69	0.54%
MGS-S Customer 8331	\$ 3,673.23	\$ 3,750.94	2.12%	\$ 10,539.44	\$ 10,617.16	0.74%
MGS-S Customer 8332	\$ 12,603.72	\$ 12,821.11	1.72%	\$ 24,212.91	\$ 24,430.30	0.90%
MGS-S Customer 8333	\$ 5,900.90	\$ 6,014.42	1.92%	\$ 16,977.74	\$ 17,091.25	0.67%
MGS-S Customer 8334	\$ 4,813.24	\$ 4,907.61	1.96%	\$ 17,962.70	\$ 18,057.07	0.53%
MGS-S Customer 8335	\$ 3,154.66	\$ 3,219.82	2.07%	\$ 8,524.14	\$ 8,589.30	0.76%
MGS-S Customer 8336	\$ 14,498.57	\$ 14,747.43	1.72%	\$ 43,274.74	\$ 43,523.59	0.58%
MGS-S Customer 8337	\$ 4,583.68	\$ 4,676.70	2.03%	\$ 10,443.92	\$ 10,536.94	0.89%
MGS-S Customer 8338	\$ 2,683.49	\$ 2,745.99	2.33%	\$ 6,880.51	\$ 6,943.01	0.91%
MGS-S Customer 8339	\$ 14,802.39	\$ 15,051.99	1.69%	\$ 54,716.97	\$ 54,966.57	0.46%
MGS-S Customer 8340	\$ 5,846.30	\$ 5,959.20	1.93%	\$ 13,637.49	\$ 13,750.38	0.83%
MGS-S Customer 8341	\$ 5,985.37	\$ 6,099.24	1.90%	\$ 18,113.54	\$ 18,227.41	0.63%
MGS-S Customer 8342	\$ 4,904.38	\$ 5,002.10	1.99%	\$ 11,404.04	\$ 11,501.76	0.86%
MGS-S Customer 8343	\$ 5,340.20	\$ 5,445.79	1.98%	\$ 9,396.11	\$ 9,501.69	1.12%
MGS-S Customer 8344	\$ 18,196.13	\$ 18,492.01	1.63%	\$ 41,368.80	\$ 41,664.68	0.72%
MGS-S Customer 8345	\$ 5,700.37	\$ 5,810.36	1.93%	\$ 15,993.24	\$ 16,103.23	0.69%
MGS-S Customer 8346	\$ 15,068.09	\$ 15,324.15	1.70%	\$ 37,742.57	\$ 37,998.63	0.68%
MGS-S Customer 8347	\$ 1,809.50	\$ 1,858.01	2.68%	\$ 3,577.61	\$ 3,626.13	1.36%
MGS-S Customer 8348	\$ 1,169.47	\$ 1,207.68	3.27%	\$ 2,954.04	\$ 2,992.25	1.29%
MGS-S Customer 8349	\$ 7,506.17	\$ 7,643.05	1.82%	\$ 23,091.73	\$ 23,228.61	0.59%
MGS-S Customer 8350	\$ 47,633.80	\$ 48,354.85	1.51%	\$ 82,118.57	\$ 82,839.62	0.88%
MGS-S Customer 8351	\$ 4,067.47	\$ 4,146.25	1.94%	\$ 13,437.43	\$ 13,516.21	0.59%
MGS-S Customer 8352	\$ 20,238.49	\$ 20,567.43	1.63%	\$ 87,133.01	\$ 87,461.95	0.38%
MGS-S Customer 8353	\$ 19,036.21	\$ 19,356.62	1.68%	\$ 58,918.80	\$ 59,239.21	0.54%
MGS-S Customer 8354	\$ 7,324.97	\$ 7,463.47	1.89%	\$ 12,396.45	\$ 12,534.95	1.12%
MGS-S Customer 8355	\$ 7,329.75	\$ 7,465.47	1.85%	\$ 20,124.42	\$ 20,260.14	0.67%
MGS-S Customer 8356	\$ 4,846.59	\$ 4,938.63	1.90%	\$ 13,960.26	\$ 14,052.30	0.66%
MGS-S Customer 8357	\$ 2,258.52	\$ 2,308.57	2.22%	\$ 9,081.09	\$ 9,131.14	0.55%

Customer	Delivery 7/22 Prices	Delivery 8/23 Prices	Delivery % Difference	Bundled 7/22 Prices	Bundled 8/23 Prices	Bundled % Difference
MGS-S Customer 8358	\$ 19,930.19	\$ 20,257.95	1.64%	\$ 77,391.10	\$ 77,718.86	0.42%
MGS-S Customer 8359	\$ 4,222.92	\$ 4,310.39	2.07%	\$ 9,134.77	\$ 9,222.24	0.96%
MGS-S Customer 8360	\$ 15,256.63	\$ 15,517.78	1.71%	\$ 38,237.34	\$ 38,498.49	0.68%
MGS-S Customer 8361	\$ 9,484.54	\$ 9,653.29	1.78%	\$ 29,288.72	\$ 29,457.47	0.58%
MGS-S Customer 8362	\$ 3,650.86	\$ 3,724.31	2.01%	\$ 8,758.79	\$ 8,832.24	0.84%
MGS-S Customer 8363	\$ 12,666.59	\$ 12,879.39	1.68%	\$ 57,441.27	\$ 57,654.06	0.37%
MGS-S Customer 8364	\$ 4,223.83	\$ 4,310.10	2.04%	\$ 12,628.26	\$ 12,714.54	0.68%
MGS-S Customer 8365	\$ 4,706.48	\$ 4,801.59	2.02%	\$ 10,354.08	\$ 10,449.19	0.92%
MGS-S Customer 8366	\$ 8,555.55	\$ 8,703.30	1.73%	\$ 31,540.60	\$ 31,688.35	0.47%
MGS-S Customer 8367	\$ 8,276.87	\$ 8,422.41	1.76%	\$ 23,615.62	\$ 23,761.16	0.62%
MGS-S Customer 8368	\$ 3,868.91	\$ 3,944.60	1.96%	\$ 12,812.67	\$ 12,888.36	0.59%
MGS-S Customer 8369	\$ 10,107.77	\$ 10,288.23	1.79%	\$ 24,390.73	\$ 24,571.19	0.74%
MGS-S Customer 8370	\$ 3,619.66	\$ 3,696.73	2.13%	\$ 10,402.46	\$ 10,479.54	0.74%
MGS-S Customer 8371	\$ 3,964.13	\$ 4,046.98	2.09%	\$ 11,011.91	\$ 11,094.76	0.75%
MGS-S Customer 8372	\$ 4,350.32	\$ 4,439.81	2.06%	\$ 9,269.94	\$ 9,359.43	0.97%
MGS-S Customer 8373	\$ 7,429.80	\$ 7,566.10	1.83%	\$ 24,697.33	\$ 24,833.63	0.55%
MGS-S Customer 8374	\$ 6,870.15	\$ 6,991.97	1.77%	\$ 25,474.90	\$ 25,596.72	0.48%
MGS-S Customer 8375	\$ 15,156.02	\$ 15,416.04	1.72%	\$ 35,961.15	\$ 36,221.17	0.72%
MGS-S Customer 8376	\$ 11,232.87	\$ 11,426.97	1.73%	\$ 41,279.65	\$ 41,473.74	0.47%
MGS-S Customer 8377	\$ 5,397.49	\$ 5,503.28	1.96%	\$ 13,962.47	\$ 14,068.26	0.76%
MGS-S Customer 8378	\$ 4,089.21	\$ 4,173.72	2.07%	\$ 12,046.54	\$ 12,131.04	0.70%
MGS-S Customer 8379	\$ 39,853.38	\$ 40,469.41	1.55%	\$ 171,576.54	\$ 172,192.56	0.36%
MGS-S Customer 8380	\$ 9,376.26	\$ 9,545.88	1.81%	\$ 22,082.38	\$ 22,252.00	0.77%
MGS-S Customer 8381	\$ 8,108.82	\$ 8,261.65	1.88%	\$ 10,804.98	\$ 10,957.82	1.41%
MGS-S Customer 8382	\$ 8,088.54	\$ 8,235.94	1.82%	\$ 22,883.97	\$ 23,031.37	0.64%
MGS-S Customer 8383	\$ 4,482.16	\$ 4,574.24	2.05%	\$ 7,914.87	\$ 8,006.95	1.16%
MGS-S Customer 8384	\$ 3,800.56	\$ 3,875.16	1.96%	\$ 13,060.49	\$ 13,135.09	0.57%
MGS-S Customer 8385	\$ 4,956.84	\$ 5,046.24	1.80%	\$ 7,534.63	\$ 7,624.03	1.19%
MGS-S Customer 8386	\$ 5,321.46	\$ 5,424.66	1.94%	\$ 16,922.65	\$ 17,025.85	0.61%
MGS-S Customer 8387	\$ 3,447.89	\$ 3,522.84	2.17%	\$ 8,372.89	\$ 8,447.83	0.90%
MGS-S Customer 8388	\$ 3,801.14	\$ 3,882.02	2.13%	\$ 7,941.48	\$ 8,022.36	1.02%
MGS-S Customer 8389	\$ 6,160.58	\$ 6,274.88	1.86%	\$ 6,919.29	\$ 7,033.59	1.65%
MGS-S Customer 8390	\$ 755.94	\$ 785.58	3.92%	\$ 8,394.24	\$ 8,423.88	0.35%
MGS-S Customer 8391	\$ 2,800.12	\$ 2,859.46	2.12%	\$ 8,635.34	\$ 8,694.68	0.69%
MGS-S Customer 8392	\$ 6,166.64	\$ 6,283.41	1.89%	\$ 19,432.20	\$ 19,548.96	0.60%
MGS-S Customer 8393	\$ 5,120.75	\$ 5,221.19	1.96%	\$ 14,444.66	\$ 14,545.11	0.70%
MGS-S Customer 8394	\$ 5,182.19	\$ 5,282.46	1.93%	\$ 17,947.73	\$ 18,048.00	0.56%
MGS-S Customer 8395	\$ 5,649.33	\$ 5,753.33	1.84%	\$ 16,930.59	\$ 17,034.58	0.61%
MGS-S Customer 8396	\$ 6,699.00	\$ 6,825.21	1.88%	\$ 17,833.20	\$ 17,959.40	0.71%
MGS-S Customer 8397	\$ 4,735.60	\$ 4,830.03	1.99%	\$ 14,498.17	\$ 14,592.60	0.65%

Internal Use

Customer	Delivery 7/22 Prices	Delivery 8/23 Prices	Delivery % Difference	Bundled 7/22 Prices	Bundled 8/23 Prices	Bundled % Difference
MGS-S Customer 8398	\$ 6,324.72	\$ 6,442.26	1.86%	\$ 24,413.35	\$ 24,530.88	0.48%
MGS-S Customer 8399	\$ 36,982.99	\$ 37,567.42	1.58%	\$ 145,830.56	\$ 146,414.99	0.40%
MGS-S Customer 8400	\$ 4,561.42	\$ 4,649.93	1.94%	\$ 17,304.10	\$ 17,392.61	0.51%
MGS-S Customer 8401	\$ 19,230.28	\$ 19,550.90	1.67%	\$ 65,273.97	\$ 65,594.59	0.49%
MGS-S Customer 8402	\$ 1,747.22	\$ 1,787.37	2.30%	\$ 11,924.34	\$ 11,964.49	0.34%
MGS-S Customer 8403	\$ 5,556.20	\$ 5,664.40	1.95%	\$ 12,891.93	\$ 13,000.13	0.84%
MGS-S Customer 8404	\$ 13,857.29	\$ 14,085.38	1.65%	\$ 64,480.67	\$ 64,708.75	0.35%
MGS-S Customer 8405	\$ 1,854.85	\$ 1,903.56	2.63%	\$ 6,169.45	\$ 6,218.16	0.79%
MGS-S Customer 8406	\$ 10,694.36	\$ 10,884.84	1.78%	\$ 24,090.63	\$ 24,281.11	0.79%
MGS-S Customer 8407	\$ 10,848.61	\$ 11,040.46	1.77%	\$ 29,688.40	\$ 29,880.25	0.65%
MGS-S Customer 8408	\$ 4,232.36	\$ 4,319.37	2.06%	\$ 9,693.02	\$ 9,780.03	0.90%
MGS-S Customer 8409	\$ 16,529.82	\$ 16,806.05	1.67%	\$ 60,489.34	\$ 60,765.57	0.46%
MGS-S Customer 8410	\$ 8,815.78	\$ 8,975.18	1.81%	\$ 24,609.99	\$ 24,769.39	0.65%
MGS-S Customer 8411	\$ 10,400.13	\$ 10,585.73	1.78%	\$ 23,641.01	\$ 23,826.60	0.79%
MGS-S Customer 8412	\$ 13,333.59	\$ 13,570.70	1.78%	\$ 14,992.70	\$ 15,229.81	1.58%
MGS-S Customer 8413	\$ 679.10	\$ 709.94	4.54%	\$ 901.23	\$ 932.07	3.42%
MGS-S Customer 8414	\$ 4,355.13	\$ 4,438.44	1.91%	\$ 14,449.07	\$ 14,532.38	0.58%
MGS-S Customer 8415	\$ 3,378.80	\$ 3,451.94	2.16%	\$ 9,539.90	\$ 9,613.04	0.77%
MGS-S Customer 8416	\$ 11,679.69	\$ 11,870.49	1.63%	\$ 60,550.26	\$ 60,741.06	0.32%
MGS-S Customer 8417	\$ 4,657.87	\$ 4,752.29	2.03%	\$ 10,553.87	\$ 10,648.30	0.89%
MGS-S Customer 8418	\$ 3,584.23	\$ 3,654.62	1.96%	\$ 14,146.19	\$ 14,216.58	0.50%
MGS-S Customer 8419	\$ 6,033.64	\$ 6,146.78	1.88%	\$ 22,054.55	\$ 22,167.69	0.51%
MGS-S Customer 8420	\$ 3,647.59	\$ 3,724.53	2.11%	\$ 11,712.43	\$ 11,789.37	0.66%
MGS-S Customer 8421	\$ 3,749.77	\$ 3,827.50	2.07%	\$ 14,281.80	\$ 14,359.52	0.54%
MGS-S Customer 8422	\$ 29,218.15	\$ 29,695.97	1.64%	\$ 86,807.04	\$ 87,284.86	0.55%
MGS-S Customer 8423	\$ 54,516.15	\$ 55,395.70	1.61%	\$ 115,487.24	\$ 116,366.79	0.76%
MGS-S Customer 8424	\$ 2,134.74	\$ 2,183.44	2.28%	\$ 6,324.10	\$ 6,372.80	0.77%
MGS-S Customer 8425	\$ 3,780.28	\$ 3,854.76	1.97%	\$ 10,194.70	\$ 10,269.18	0.73%
MGS-S Customer 8426	\$ 9,279.01	\$ 9,438.72	1.72%	\$ 29,133.46	\$ 29,293.17	0.55%
MGS-S Customer 8427	\$ 8,115.94	\$ 8,264.10	1.83%	\$ 24,067.14	\$ 24,215.31	0.62%
MGS-S Customer 8428	\$ 7,746.01	\$ 7,886.60	1.81%	\$ 24,748.44	\$ 24,889.03	0.57%
MGS-S Customer 8429	\$ 3,222.72	\$ 3,288.82	2.05%	\$ 9,005.95	\$ 9,072.05	0.73%
MGS-S Customer 8430	\$ 3,827.04	\$ 3,902.63	1.98%	\$ 10,051.09	\$ 10,126.69	0.75%
MGS-S Customer 8431	\$ 8,645.38	\$ 8,795.59	1.74%	\$ 26,401.95	\$ 26,552.16	0.57%
MGS-S Customer 8432	\$ 10,076.83	\$ 10,249.32	1.71%	\$ 30,845.39	\$ 31,017.88	0.56%
MGS-S Customer 8433	\$ 5,750.92	\$ 5,864.14	1.97%	\$ 12,179.96	\$ 12,293.19	0.93%
MGS-S Customer 8434	\$ 4,182.37	\$ 4,264.16	1.96%	\$ 10,767.72	\$ 10,849.52	0.76%
MGS-S Customer 8435	\$ 3,374.04	\$ 3,447.34	2.17%	\$ 8,030.40	\$ 8,103.70	0.91%
MGS-S Customer 8436	\$ 10,000.42	\$ 10,170.96	1.71%	\$ 35,901.14	\$ 36,071.68	0.48%
MGS-S Customer 8437	\$ 8,533.17	\$ 8,688.74	1.82%	\$ 19,646.12	\$ 19,801.68	0.79%

Internal Use

Customer	Delivery 7/22 Prices	Delivery 8/23 Prices	Delivery % Difference	Bundled 7/22 Prices	Bundled 8/23 Prices	Bundled % Difference
MGS-S Customer 8438	\$ 3,410.81	\$ 3,479.43	2.01%	\$ 11,073.33	\$ 11,141.95	0.62%
MGS-S Customer 8439	\$ 2,763.04	\$ 2,823.98	2.21%	\$ 5,314.09	\$ 5,375.03	1.15%
MGS-S Customer 8440	\$ 5,132.51	\$ 5,228.56	1.87%	\$ 16,771.52	\$ 16,867.57	0.57%
MGS-S Customer 8441	\$ 6,348.02	\$ 6,466.56	1.87%	\$ 22,178.68	\$ 22,297.22	0.53%
MGS-S Customer 8442	\$ 3,934.03	\$ 4,012.69	2.00%	\$ 7,131.13	\$ 7,209.79	1.10%
MGS-S Customer 8443	\$ 1,813.31	\$ 1,861.66	2.67%	\$ 5,255.16	\$ 5,303.51	0.92%
MGS-S Customer 8444	\$ 4,622.12	\$ 4,710.72	1.92%	\$ 8,987.10	\$ 9,075.71	0.99%
MGS-S Customer 8445	\$ 9,495.97	\$ 9,664.13	1.77%	\$ 32,659.50	\$ 32,827.66	0.51%
MGS-S Customer 8446	\$ 4,738.28	\$ 4,832.52	1.99%	\$ 13,901.89	\$ 13,996.12	0.68%
MGS-S Customer 8447	\$ 4,334.17	\$ 4,423.47	2.06%	\$ 8,617.69	\$ 8,706.99	1.04%
MGS-S Customer 8448	\$ 5,974.27	\$ 6,092.20	1.97%	\$ 5,974.27	\$ 6,092.20	1.97%
MGS-S Customer 8449	\$ 8,740.25	\$ 8,897.84	1.80%	\$ 25,995.89	\$ 26,153.48	0.61%
MGS-S Customer 8450	\$ 6,466.00	\$ 6,587.08	1.87%	\$ 20,513.81	\$ 20,634.88	0.59%
MGS-S Customer 8451	\$ 4,946.40	\$ 5,042.75	1.95%	\$ 18,164.42	\$ 18,260.77	0.53%
MGS-S Customer 8452	\$ 18,097.93	\$ 18,400.10	1.67%	\$ 62,007.18	\$ 62,309.34	0.49%
MGS-S Customer 8453	\$ 5,210.72	\$ 5,309.00	1.89%	\$ 10,722.80	\$ 10,821.08	0.92%
MGS-S Customer 8454	\$ 825.55	\$ 853.97	3.44%	\$ 1,557.40	\$ 1,585.83	1.83%
MGS-S Customer 8455	\$ 16,309.59	\$ 16,562.59	1.55%	\$ 31,652.92	\$ 31,905.92	0.80%
MGS-S Customer 8456	\$ 3,231.13	\$ 3,302.72	2.22%	\$ 8,094.19	\$ 8,165.78	0.88%
MGS-S Customer 8457	\$ 8,599.10	\$ 8,753.85	1.80%	\$ 26,904.14	\$ 27,058.89	0.58%
MGS-S Customer 8458	\$ 2,724.48	\$ 2,783.50	2.17%	\$ 7,233.44	\$ 7,292.46	0.82%
MGS-S Customer 8459	\$ 4,562.54	\$ 4,654.86	2.02%	\$ 12,372.92	\$ 12,465.24	0.75%
MGS-S Customer 8460	\$ 4,388.29	\$ 4,476.94	2.02%	\$ 14,173.83	\$ 14,262.48	0.63%
MGS-S Customer 8461	\$ 3,757.48	\$ 3,837.12	2.12%	\$ 7,460.19	\$ 7,539.83	1.07%
MGS-S Customer 8462	\$ 2,702.96	\$ 2,765.34	2.31%	\$ 8,137.34	\$ 8,199.72	0.77%
MGS-S Customer 8463	\$ 4,941.51	\$ 5,034.60	1.88%	\$ 14,973.86	\$ 15,066.95	0.62%
MGS-S Customer 8464	\$ 4,631.02	\$ 4,722.03	1.97%	\$ 18,274.10	\$ 18,365.11	0.50%
MGS-S Customer 8465	\$ 3,436.67	\$ 3,510.77	2.16%	\$ 6,974.27	\$ 7,048.37	1.06%
MGS-S Customer 8466	\$ 5,051.92	\$ 5,148.31	1.91%	\$ 9,720.05	\$ 9,816.44	0.99%
MGS-S Customer 8467	\$ 13,408.88	\$ 13,639.01	1.72%	\$ 46,440.22	\$ 46,670.35	0.50%
MGS-S Customer 8468	\$ 25,342.79	\$ 25,747.82	1.60%	\$ 93,983.26	\$ 94,388.29	0.43%
MGS-S Customer 8469	\$ 4,334.86	\$ 4,417.72	1.91%	\$ 14,591.62	\$ 14,674.48	0.57%
MGS-S Customer 8470	\$ 9,052.87	\$ 9,211.48	1.75%	\$ 25,968.47	\$ 26,127.07	0.61%
MGS-S Customer 8471	\$ 5,263.84	\$ 5,368.10	1.98%	\$ 10,147.81	\$ 10,252.07	1.03%
MGS-S Customer 8472	\$ 3,911.27	\$ 3,988.16	1.97%	\$ 11,840.94	\$ 11,917.83	0.65%
MGS-S Customer 8473	\$ 7,745.86	\$ 7,886.22	1.81%	\$ 27,722.35	\$ 27,862.71	0.51%
MGS-S Customer 8474	\$ 7,274.23	\$ 7,409.47	1.86%	\$ 18,510.57	\$ 18,645.82	0.73%
MGS-S Customer 8475	\$ 11,321.21	\$ 11,517.68	1.74%	\$ 37,227.07	\$ 37,423.54	0.53%
MGS-S Customer 8476	\$ 5,770.52	\$ 5,875.68	1.82%	\$ 20,021.14	\$ 20,126.30	0.53%
MGS-S Customer 8477	\$ 3,503.78	\$ 3,578.72	2.14%	\$ 10,156.90	\$ 10,231.84	0.74%

Customer	Delivery 7/22 Prices	Delivery 8/23 Prices	Delivery % Difference	Bundled 7/22 Prices	Bundled 8/23 Prices	Bundled % Difference
MGS-S Customer 8478	\$ 15,052.00	\$ 15,301.40	1.66%	\$ 65,428.56	\$ 65,677.97	0.38%
MGS-S Customer 8479	\$ 4,535.20	\$ 4,625.60	1.99%	\$ 16,115.82	\$ 16,206.22	0.56%
MGS-S Customer 8480	\$ 5,232.99	\$ 5,333.73	1.93%	\$ 20,174.11	\$ 20,274.85	0.50%
MGS-S Customer 8481	\$ 2,955.23	\$ 3,017.34	2.10%	\$ 8,490.73	\$ 8,552.84	0.73%
MGS-S Customer 8482	\$ 7,850.36	\$ 7,992.84	1.81%	\$ 22,850.90	\$ 22,993.37	0.62%
MGS-S Customer 8483	\$ 12,118.81	\$ 12,316.02	1.63%	\$ 26,945.67	\$ 27,142.87	0.73%
MGS-S Customer 8484	\$ 42,952.63	\$ 43,618.80	1.55%	\$ 107,214.52	\$ 107,880.69	0.62%
MGS-S Customer 8485	\$ 5,385.91	\$ 5,485.67	1.85%	\$ 16,583.41	\$ 16,683.17	0.60%
MGS-S Customer 8486	\$ 18,590.13	\$ 18,891.53	1.62%	\$ 42,071.31	\$ 42,372.71	0.72%
MGS-S Customer 8487	\$ 6,790.67	\$ 6,916.27	1.85%	\$ 21,283.88	\$ 21,409.47	0.59%
MGS-S Customer 8488	\$ 7,236.74	\$ 7,364.18	1.76%	\$ 25,740.37	\$ 25,867.81	0.50%
MGS-S Customer 8489	\$ 7,653.68	\$ 7,793.43	1.83%	\$ 19,783.92	\$ 19,923.66	0.71%
MGS-S Customer 8490	\$ 34,522.03	\$ 35,094.16	1.66%	\$ 75,017.07	\$ 75,589.20	0.76%
MGS-S Customer 8491	\$ 29,247.57	\$ 29,718.02	1.61%	\$ 108,260.90	\$ 108,731.35	0.43%
MGS-S Customer 8492	\$ 20,227.53	\$ 20,566.34	1.67%	\$ 53,875.89	\$ 54,214.70	0.63%
MGS-S Customer 8493	\$ 2,813.61	\$ 2,878.60	2.31%	\$ 6,645.89	\$ 6,710.89	0.98%
MGS-S Customer 8494	\$ 2,618.35	\$ 2,677.19	2.25%	\$ 5,873.95	\$ 5,932.79	1.00%
MGS-S Customer 8495	\$ 3,431.02	\$ 3,499.46	1.99%	\$ 12,744.43	\$ 12,812.86	0.54%
MGS-S Customer 8496	\$ 6,784.86	\$ 6,913.50	1.90%	\$ 12,840.83	\$ 12,969.47	1.00%
MGS-S Customer 8497	\$ 22,729.17	\$ 23,103.44	1.65%	\$ 79,486.22	\$ 79,860.49	0.47%
MGS-S Customer 8498	\$ 3,854.28	\$ 3,935.00	2.09%	\$ 10,728.38	\$ 10,809.10	0.75%
MGS-S Customer 8499	\$ 7,683.96	\$ 7,821.30	1.79%	\$ 18,799.53	\$ 18,936.87	0.73%
MGS-S Customer 8500	\$ 7,291.09	\$ 7,425.95	1.85%	\$ 23,242.29	\$ 23,377.16	0.58%
MGS-S Customer 8501	\$ 11,535.63	\$ 11,738.39	1.76%	\$ 31,024.44	\$ 31,227.20	0.65%
MGS-S Customer 8502	\$ 13,673.06	\$ 13,898.69	1.65%	\$ 68,521.22	\$ 68,746.85	0.33%
MGS-S Customer 8503	\$ 5,265.04	\$ 5,362.69	1.85%	\$ 17,372.42	\$ 17,470.07	0.56%
MGS-S Customer 8504	\$ 8,128.68	\$ 8,274.26	1.79%	\$ 29,733.77	\$ 29,879.35	0.49%
MGS-S Customer 8505	\$ 20,886.88	\$ 21,230.89	1.65%	\$ 49,818.44	\$ 50,162.45	0.69%
MGS-S Customer 8506	\$ 676.09	\$ 705.73	4.38%	\$ 4,400.06	\$ 4,429.70	0.67%
MGS-S Customer 8507	\$ 5,307.32	\$ 5,408.86	1.91%	\$ 12,778.10	\$ 12,879.65	0.79%
MGS-S Customer 8508	\$ 6,633.06	\$ 6,757.24	1.87%	\$ 20,131.83	\$ 20,256.01	0.62%
MGS-S Customer 8509	\$ 28,604.88	\$ 29,071.54	1.63%	\$ 99,247.25	\$ 99,713.91	0.47%
MGS-S Customer 8510	\$ 1,898.99	\$ 1,943.85	2.36%	\$ 6,460.39	\$ 6,505.26	0.69%
MGS-S Customer 8511	\$ 3,432.03	\$ 3,503.01	2.07%	\$ 8,346.28	\$ 8,417.26	0.85%
MGS-S Customer 8512	\$ 3,429.11	\$ 3,502.27	2.13%	\$ 12,094.53	\$ 12,167.68	0.60%
MGS-S Customer 8513	\$ 16,000.52	\$ 16,270.70	1.69%	\$ 50,992.63	\$ 51,262.81	0.53%
MGS-S Customer 8514	\$ 4,450.52	\$ 4,537.36	1.95%	\$ 12,597.06	\$ 12,683.90	0.69%
MGS-S Customer 8515	\$ 11,351.79	\$ 11,546.20	1.71%	\$ 45,333.81	\$ 45,528.21	0.43%
MGS-S Customer 8516	\$ 9,947.26	\$ 10,120.26	1.74%	\$ 40,080.41	\$ 40,253.42	0.43%
MGS-S Customer 8517	\$ 4,645.39	\$ 4,736.54	1.96%	\$ 18,676.97	\$ 18,768.12	0.49%

Customer	Delivery 7/22 Prices	Delivery 8/23 Prices	Delivery % Difference	Bundled 7/22 Prices	Bundled 8/23 Prices	Bundled % Difference
MGS-S Customer 8518	\$ 4,953.80	\$ 5,051.18	1.97%	\$ 15,348.25	\$ 15,445.63	0.63%
MGS-S Customer 8519	\$ 17,039.21	\$ 17,330.64	1.71%	\$ 38,082.01	\$ 38,373.44	0.77%
MGS-S Customer 8520	\$ 2,348.96	\$ 2,401.22	2.22%	\$ 6,926.36	\$ 6,978.62	0.75%
MGS-S Customer 8521	\$ 1,820.73	\$ 1,869.24	2.66%	\$ 5,070.28	\$ 5,118.78	0.96%
MGS-S Customer 8522	\$ 4,829.85	\$ 4,920.36	1.87%	\$ 16,576.72	\$ 16,667.24	0.55%
MGS-S Customer 8523	\$ 1,294.78	\$ 1,334.98	3.10%	\$ 3,166.54	\$ 3,206.73	1.27%
MGS-S Customer 8524	\$ 15,851.37	\$ 16,115.13	1.66%	\$ 63,746.13	\$ 64,009.89	0.41%
MGS-S Customer 8525	\$ 5,090.06	\$ 5,185.04	1.87%	\$ 14,416.49	\$ 14,511.47	0.66%
MGS-S Customer 8526	\$ 4,000.39	\$ 4,078.53	1.95%	\$ 11,416.33	\$ 11,494.47	0.68%
MGS-S Customer 8527	\$ 1,607.62	\$ 1,648.80	2.56%	\$ 1,974.53	\$ 2,015.70	2.09%
MGS-S Customer 8528	\$ 31,772.27	\$ 32,273.75	1.58%	\$ 143,576.99	\$ 144,078.46	0.35%
MGS-S Customer 8529	\$ 5,787.64	\$ 5,898.29	1.91%	\$ 18,106.98	\$ 18,217.63	0.61%
MGS-S Customer 8530	\$ 7,447.36	\$ 7,582.83	1.82%	\$ 27,834.29	\$ 27,969.75	0.49%
MGS-S Customer 8531	\$ 24,595.61	\$ 24,997.88	1.64%	\$ 74,743.65	\$ 75,145.92	0.54%
MGS-S Customer 8532	\$ 4,015.27	\$ 4,098.00	2.06%	\$ 12,635.43	\$ 12,718.17	0.65%
MGS-S Customer 8533	\$ 15,058.19	\$ 15,315.31	1.71%	\$ 38,294.85	\$ 38,551.97	0.67%
MGS-S Customer 8534	\$ 2,883.10	\$ 2,944.82	2.14%	\$ 5,924.46	\$ 5,986.18	1.04%
MGS-S Customer 8535	\$ 10,557.89	\$ 10,740.26	1.73%	\$ 38,886.14	\$ 39,068.51	0.47%
MGS-S Customer 8536	\$ 7,368.33	\$ 7,504.34	1.85%	\$ 21,701.56	\$ 21,837.57	0.63%
MGS-S Customer 8537	\$ 3,080.98	\$ 3,145.00	2.08%	\$ 8,444.40	\$ 8,508.42	0.76%
MGS-S Customer 8538	\$ 4,055.69	\$ 4,139.31	2.06%	\$ 12,114.71	\$ 12,198.33	0.69%
MGS-S Customer 8539	\$ 4,847.74	\$ 4,944.26	1.99%	\$ 13,656.44	\$ 13,752.96	0.71%
MGS-S Customer 8540	\$ 6,940.65	\$ 7,071.94	1.89%	\$ 13,142.76	\$ 13,274.06	1.00%
MGS-S Customer 8541	\$ 7,086.72	\$ 7,221.59	1.90%	\$ 9,703.59	\$ 9,838.46	1.39%
MGS-S Customer 8542	\$ 5,947.97	\$ 6,063.93	1.95%	\$ 11,824.78	\$ 11,940.74	0.98%
MGS-S Customer 8543	\$ 9,698.72	\$ 9,863.80	1.70%	\$ 37,711.71	\$ 37,876.79	0.44%
MGS-S Customer 8544	\$ 5,932.30	\$ 6,047.71	1.95%	\$ 12,495.60	\$ 12,611.02	0.92%
MGS-S Customer 8545	\$ 9,070.17	\$ 9,228.46	1.75%	\$ 25,990.33	\$ 26,148.62	0.61%
MGS-S Customer 8546	\$ 7,628.12	\$ 7,766.81	1.82%	\$ 26,394.78	\$ 26,533.47	0.53%
MGS-S Customer 8547	\$ 5,634.81	\$ 5,741.48	1.89%	\$ 19,885.77	\$ 19,992.44	0.54%
MGS-S Customer 8548	\$ 9,860.89	\$ 10,035.89	1.77%	\$ 29,299.42	\$ 29,474.42	0.60%
MGS-S Customer 8549	\$ 6,415.76	\$ 6,537.63	1.90%	\$ 15,395.97	\$ 15,517.84	0.79%
MGS-S Customer 8550	\$ 5,667.54	\$ 5,772.11	1.85%	\$ 18,486.21	\$ 18,590.78	0.57%
MGS-S Customer 8551	\$ 10,461.17	\$ 10,646.20	1.77%	\$ 28,999.31	\$ 29,184.34	0.64%
MGS-S Customer 8552	\$ 4,198.17	\$ 4,285.07	2.07%	\$ 8,764.14	\$ 8,851.05	0.99%
MGS-S Customer 8553	\$ 4,548.08	\$ 4,632.12	1.85%	\$ 21,532.69	\$ 21,616.73	0.39%
MGS-S Customer 8554	\$ 5,846.52	\$ 5,956.73	1.89%	\$ 15,050.80	\$ 15,161.01	0.73%
MGS-S Customer 8555	\$ 4,740.66	\$ 4,832.91	1.95%	\$ 11,178.61	\$ 11,270.87	0.83%
MGS-S Customer 8556	\$ 9,761.85	\$ 9,933.89	1.76%	\$ 20,415.80	\$ 20,587.83	0.84%
MGS-S Customer 8557	\$ 3,297.32	\$ 3,370.83	2.23%	\$ 6,465.05	\$ 6,538.56	1.14%

Customer	Delivery 7/22 Prices	Delivery 8/23 Prices	Delivery % Difference	Bundled 7/22 Prices	Bundled 8/23 Prices	Bundled % Difference
MGS-S Customer 8558	\$ 4,987.64	\$ 5,081.94	1.89%	\$ 13,176.12	\$ 13,270.42	0.72%
MGS-S Customer 8559	\$ 6,046.73	\$ 6,161.97	1.91%	\$ 16,974.90	\$ 17,090.15	0.68%
MGS-S Customer 8560	\$ 26,652.21	\$ 27,081.78	1.61%	\$ 104,232.67	\$ 104,662.24	0.41%
MGS-S Customer 8561	\$ 3,775.97	\$ 3,855.20	2.10%	\$ 11,443.17	\$ 11,522.41	0.69%
MGS-S Customer 8562	\$ 10,686.18	\$ 10,876.33	1.78%	\$ 26,047.79	\$ 26,237.94	0.73%
MGS-S Customer 8563	\$ 4,106.76	\$ 4,191.55	2.06%	\$ 10,602.65	\$ 10,687.44	0.80%
MGS-S Customer 8564	\$ 54,160.03	\$ 55,010.74	1.57%	\$ 222,648.66	\$ 223,499.37	0.38%
MGS-S Customer 8565	\$ 1,053.69	\$ 1,085.58	3.03%	\$ 2,415.37	\$ 2,447.26	1.32%
MGS-S Customer 8566	\$ 10,645.69	\$ 10,832.71	1.76%	\$ 23,287.82	\$ 23,474.84	0.80%
MGS-S Customer 8567	\$ 3,785.98	\$ 3,866.28	2.12%	\$ 5,577.64	\$ 5,657.93	1.44%
MGS-S Customer 8568	\$ 5,563.15	\$ 5,669.42	1.91%	\$ 19,734.13	\$ 19,840.40	0.54%
MGS-S Customer 8569	\$ 6,447.32	\$ 6,572.46	1.94%	\$ 8,587.71	\$ 8,712.85	1.46%
MGS-S Customer 8570	\$ 21,623.89	\$ 21,980.25	1.65%	\$ 71,388.01	\$ 71,744.36	0.50%
MGS-S Customer 8571	\$ 20,289.06	\$ 20,629.75	1.68%	\$ 53,937.43	\$ 54,278.11	0.63%
MGS-S Customer 8572	\$ 3,980.51	\$ 4,059.22	1.98%	\$ 9,741.00	\$ 9,819.71	0.81%
MGS-S Customer 8573	\$ 5,888.47	\$ 6,001.17	1.91%	\$ 16,666.51	\$ 16,779.20	0.68%
MGS-S Customer 8574	\$ 8,911.17	\$ 9,071.25	1.80%	\$ 12,549.32	\$ 12,709.41	1.28%
MGS-S Customer 8575	\$ 3,876.81	\$ 3,952.76	1.96%	\$ 12,455.16	\$ 12,531.10	0.61%
MGS-S Customer 8576	\$ 4,152.38	\$ 4,232.19	1.92%	\$ 14,655.49	\$ 14,735.31	0.54%
MGS-S Customer 8577	\$ 4,316.22	\$ 4,398.37	1.90%	\$ 15,194.12	\$ 15,276.27	0.54%
MGS-S Customer 8578	\$ 7,366.07	\$ 7,498.99	1.80%	\$ 30,193.90	\$ 30,326.81	0.44%
MGS-S Customer 8579	\$ 6,682.35	\$ 6,808.63	1.89%	\$ 18,124.71	\$ 18,250.99	0.70%
MGS-S Customer 8580	\$ 3,899.24	\$ 3,973.48	1.90%	\$ 18,550.47	\$ 18,624.71	0.40%
MGS-S Customer 8581	\$ 2,321.49	\$ 2,378.05	2.44%	\$ 6,019.98	\$ 6,076.54	0.94%
MGS-S Customer 8582	\$ 13,670.79	\$ 13,904.30	1.71%	\$ 44,695.66	\$ 44,929.17	0.52%
MGS-S Customer 8583	\$ 5,346.57	\$ 5,455.22	2.03%	\$ 8,298.68	\$ 8,407.34	1.31%
MGS-S Customer 8584	\$ 11,293.24	\$ 11,491.44	1.76%	\$ 33,071.89	\$ 33,270.09	0.60%
MGS-S Customer 8585	\$ 11,918.76	\$ 12,122.21	1.71%	\$ 40,009.34	\$ 40,212.79	0.51%
MGS-S Customer 8586	\$ 17,820.07	\$ 18,122.81	1.70%	\$ 45,215.92	\$ 45,518.67	0.67%
MGS-S Customer 8587	\$ 7,625.40	\$ 7,763.35	1.81%	\$ 28,064.89	\$ 28,202.83	0.49%
MGS-S Customer 8588	\$ 7,544.10	\$ 7,681.42	1.82%	\$ 24,647.09	\$ 24,784.41	0.56%
MGS-S Customer 8589	\$ 766.54	\$ 796.18	3.87%	\$ 8,924.40	\$ 8,954.03	0.33%
MGS-S Customer 8590	\$ 5,975.53	\$ 6,089.58	1.91%	\$ 17,945.79	\$ 18,059.84	0.64%
MGS-S Customer 8591	\$ 8,169.74	\$ 8,320.06	1.84%	\$ 18,828.26	\$ 18,978.57	0.80%
MGS-S Customer 8592	\$ 9,352.38	\$ 9,515.73	1.75%	\$ 37,639.49	\$ 37,802.84	0.43%
MGS-S Customer 8593	\$ 16,850.74	\$ 17,139.14	1.71%	\$ 39,452.09	\$ 39,740.49	0.73%
MGS-S Customer 8594	\$ 12,141.40	\$ 12,353.07	1.74%	\$ 35,434.62	\$ 35,646.29	0.60%
MGS-S Customer 8595	\$ 3,777.16	\$ 3,856.34	2.10%	\$ 10,265.63	\$ 10,344.80	0.77%
MGS-S Customer 8596	\$ 20,393.51	\$ 20,735.15	1.68%	\$ 55,769.54	\$ 56,111.18	0.61%
MGS-S Customer 8597	\$ 3,489.22	\$ 3,563.31	2.12%	\$ 10,879.22	\$ 10,953.31	0.68%

Internal Use

Customer	Delivery 7/22 Prices	Delivery 8/23 Prices	Delivery % Difference	Bundled 7/22 Prices	Bundled 8/23 Prices	Bundled % Difference
MGS-S Customer 8598	\$ 5,480.45	\$ 5,588.16	1.97%	\$ 11,848.83	\$ 11,956.53	0.91%
MGS-S Customer 8599	\$ 10,060.79	\$ 10,241.49	1.80%	\$ 17,309.67	\$ 17,490.38	1.04%
MGS-S Customer 8600	\$ 2,666.66	\$ 2,725.26	2.20%	\$ 6,121.99	\$ 6,180.59	0.96%
MGS-S Customer 8601	\$ 7,773.82	\$ 7,908.69	1.73%	\$ 31,458.62	\$ 31,593.49	0.43%
MGS-S Customer 8602	\$ 6,703.91	\$ 6,827.35	1.84%	\$ 23,075.60	\$ 23,199.05	0.53%
MGS-S Customer 8603	\$ 8,018.33	\$ 8,162.88	1.80%	\$ 28,005.90	\$ 28,150.45	0.52%
MGS-S Customer 8604	\$ 2,937.20	\$ 2,998.23	2.08%	\$ 10,162.20	\$ 10,223.24	0.60%
MGS-S Customer 8605	\$ 6,243.35	\$ 6,361.02	1.88%	\$ 20,313.43	\$ 20,431.11	0.58%
MGS-S Customer 8606	\$ 24,799.86	\$ 25,199.78	1.61%	\$ 100,410.41	\$ 100,810.33	0.40%
MGS-S Customer 8607	\$ 5,274.84	\$ 5,374.22	1.88%	\$ 12,150.20	\$ 12,249.58	0.82%
MGS-S Customer 8608	\$ 4,225.09	\$ 4,310.99	2.03%	\$ 13,997.15	\$ 14,083.05	0.61%
MGS-S Customer 8609	\$ 8,555.44	\$ 8,708.38	1.79%	\$ 29,501.11	\$ 29,654.05	0.52%
MGS-S Customer 8610	\$ 5,892.28	\$ 6,004.46	1.90%	\$ 18,700.55	\$ 18,812.73	0.60%
MGS-S Customer 8611	\$ 4,318.53	\$ 4,406.46	2.04%	\$ 12,157.02	\$ 12,244.95	0.72%
MGS-S Customer 8612	\$ 3,983.77	\$ 4,063.57	2.00%	\$ 10,170.57	\$ 10,250.38	0.78%
MGS-S Customer 8613	\$ 15,860.90	\$ 16,133.62	1.72%	\$ 36,483.20	\$ 36,755.93	0.75%
MGS-S Customer 8614	\$ 3,151.62	\$ 3,216.41	2.06%	\$ 9,337.51	\$ 9,402.30	0.69%
MGS-S Customer 8615	\$ 3,054.62	\$ 3,123.08	2.24%	\$ 7,890.26	\$ 7,958.72	0.87%
MGS-S Customer 8616	\$ 4,869.77	\$ 4,966.17	1.98%	\$ 14,857.21	\$ 14,953.61	0.65%
MGS-S Customer 8617	\$ 4,140.92	\$ 4,220.58	1.92%	\$ 13,566.19	\$ 13,645.85	0.59%
MGS-S Customer 8618	\$ 3,680.45	\$ 3,759.53	2.15%	\$ 7,565.42	\$ 7,644.49	1.05%
MGS-S Customer 8619	\$ 6,651.91	\$ 6,772.19	1.81%	\$ 18,847.27	\$ 18,967.55	0.64%
MGS-S Customer 8620	\$ 4,477.03	\$ 4,567.73	2.03%	\$ 14,038.61	\$ 14,129.31	0.65%
MGS-S Customer 8621	\$ 3,995.16	\$ 4,079.22	2.10%	\$ 7,834.53	\$ 7,918.59	1.07%
MGS-S Customer 8622	\$ 2,620.57	\$ 2,677.07	2.16%	\$ 7,581.10	\$ 7,637.60	0.75%
MGS-S Customer 8623	\$ 19,543.50	\$ 19,865.12	1.65%	\$ 69,399.02	\$ 69,720.64	0.46%
MGS-S Customer 8624	\$ 7,397.65	\$ 7,533.86	1.84%	\$ 23,321.44	\$ 23,457.64	0.58%
MGS-S Customer 8625	\$ 6,292.98	\$ 6,414.55	1.93%	\$ 9,754.94	\$ 9,876.51	1.25%
MGS-S Customer 8626	\$ 5,996.65	\$ 6,112.95	1.94%	\$ 12,299.43	\$ 12,415.73	0.95%
MGS-S Customer 8627	\$ 3,667.73	\$ 3,745.75	2.13%	\$ 9,467.76	\$ 9,545.77	0.82%
MGS-S Customer 8628	\$ 5,162.22	\$ 5,264.34	1.98%	\$ 12,169.90	\$ 12,272.02	0.84%
MGS-S Customer 8629	\$ 7,671.53	\$ 7,811.36	1.82%	\$ 24,713.49	\$ 24,853.33	0.57%
MGS-S Customer 8630	\$ 5,102.87	\$ 5,196.63	1.84%	\$ 20,203.95	\$ 20,297.72	0.46%
MGS-S Customer 8631	\$ 8,338.03	\$ 8,487.79	1.80%	\$ 29,737.33	\$ 29,887.09	0.50%
MGS-S Customer 8632	\$ 9,397.57	\$ 9,561.58	1.75%	\$ 38,178.31	\$ 38,342.31	0.43%
MGS-S Customer 8633	\$ 18,070.76	\$ 18,383.33	1.73%	\$ 27,888.29	\$ 28,200.86	1.12%
MGS-S Customer 8634	\$ 7,014.97	\$ 7,145.28	1.86%	\$ 21,410.47	\$ 21,540.79	0.61%
MGS-S Customer 8635	\$ 5,630.14	\$ 5,737.56	1.91%	\$ 19,442.56	\$ 19,549.98	0.55%
MGS-S Customer 8636	\$ 3,830.28	\$ 3,906.98	2.00%	\$ 7,262.76	\$ 7,339.46	1.06%
MGS-S Customer 8637	\$ 8,094.50	\$ 8,239.29	1.79%	\$ 31,813.58	\$ 31,958.37	0.46%

Internal Use

Customer	Delivery 7/22 Prices	Delivery 8/23 Prices	Delivery % Difference	Bundled 7/22 Prices	Bundled 8/23 Prices	Bundled % Difference
MGS-S Customer 8638	\$ 1,815.99	\$ 1,860.80	2.47%	\$ 5,549.67	\$ 5,594.48	0.81%
MGS-S Customer 8639	\$ 3,432.35	\$ 3,503.18	2.06%	\$ 8,810.17	\$ 8,881.00	0.80%
MGS-S Customer 8640	\$ 5,447.20	\$ 5,554.03	1.96%	\$ 10,237.14	\$ 10,343.96	1.04%
MGS-S Customer 8641	\$ 3,684.49	\$ 3,762.95	2.13%	\$ 9,099.79	\$ 9,178.25	0.86%
MGS-S Customer 8642	\$ 4,972.02	\$ 5,068.29	1.94%	\$ 19,936.33	\$ 20,032.60	0.48%
MGS-S Customer 8643	\$ 4,769.48	\$ 4,866.29	2.03%	\$ 9,321.40	\$ 9,418.21	1.04%
MGS-S Customer 8644	\$ 4,222.94	\$ 4,311.13	2.09%	\$ 7,687.99	\$ 7,776.18	1.15%
MGS-S Customer 8645	\$ 4,483.30	\$ 4,569.14	1.91%	\$ 13,049.76	\$ 13,135.60	0.66%
MGS-S Customer 8646	\$ 4,000.91	\$ 4,083.22	2.06%	\$ 13,023.17	\$ 13,105.48	0.63%
MGS-S Customer 8647	\$ 8,498.83	\$ 8,643.98	1.71%	\$ 36,561.98	\$ 36,707.14	0.40%
MGS-S Customer 8648	\$ 20,141.11	\$ 20,462.72	1.60%	\$ 91,395.93	\$ 91,717.54	0.35%
MGS-S Customer 8649	\$ 6,099.38	\$ 6,213.70	1.87%	\$ 23,492.60	\$ 23,606.92	0.49%
MGS-S Customer 8650	\$ 59,933.63	\$ 60,853.76	1.54%	\$ 143,976.84	\$ 144,896.97	0.64%
MGS-S Customer 8651	\$ 15,098.71	\$ 15,351.27	1.67%	\$ 60,283.14	\$ 60,535.69	0.42%
MGS-S Customer 8652	\$ 14,972.35	\$ 15,222.20	1.67%	\$ 39,488.76	\$ 39,738.61	0.63%
MGS-S Customer 8653	\$ 24,482.89	\$ 24,880.04	1.62%	\$ 92,008.15	\$ 92,405.30	0.43%
MGS-S Customer 8654	\$ 6,093.97	\$ 6,204.68	1.82%	\$ 19,892.56	\$ 20,003.27	0.56%
MGS-S Customer 8655	\$ 9,900.82	\$ 10,074.80	1.76%	\$ 29,314.22	\$ 29,488.20	0.59%
MGS-S Customer 8656	\$ 4,291.95	\$ 4,373.44	1.90%	\$ 16,438.18	\$ 16,519.67	0.50%
MGS-S Customer 8657	\$ 5,514.35	\$ 5,614.87	1.82%	\$ 20,879.05	\$ 20,979.56	0.48%
MGS-S Customer 8658	\$ 7,536.33	\$ 7,675.51	1.85%	\$ 19,246.08	\$ 19,385.25	0.72%
MGS-S Customer 8659	\$ 13,145.86	\$ 13,378.13	1.77%	\$ 23,740.39	\$ 23,972.66	0.98%
MGS-S Customer 8660	\$ 7,376.73	\$ 7,513.00	1.85%	\$ 20,429.41	\$ 20,565.68	0.67%
MGS-S Customer 8661	\$ 16,328.06	\$ 16,605.40	1.70%	\$ 45,753.24	\$ 46,030.58	0.61%
MGS-S Customer 8662	\$ 5,283.63	\$ 5,381.47	1.85%	\$ 17,946.78	\$ 18,044.63	0.55%
MGS-S Customer 8663	\$ 7,067.18	\$ 7,191.65	1.76%	\$ 26,703.73	\$ 26,828.20	0.47%
MGS-S Customer 8664	\$ 25,842.13	\$ 26,273.73	1.67%	\$ 53,951.00	\$ 54,382.59	0.80%
MGS-S Customer 8665	\$ 6,711.68	\$ 6,831.35	1.78%	\$ 22,724.36	\$ 22,844.03	0.53%
MGS-S Customer 8666	\$ 7,427.19	\$ 7,565.01	1.86%	\$ 22,391.16	\$ 22,528.98	0.62%
MGS-S Customer 8667	\$ 7,404.76	\$ 7,543.06	1.87%	\$ 14,909.60	\$ 15,047.90	0.93%
MGS-S Customer 8668	\$ 4,693.52	\$ 4,783.52	1.92%	\$ 11,299.34	\$ 11,389.33	0.80%
MGS-S Customer 8669	\$ 7,287.50	\$ 7,421.94	1.84%	\$ 21,437.57	\$ 21,572.01	0.63%
MGS-S Customer 8670	\$ 4,747.66	\$ 4,843.22	2.01%	\$ 9,940.71	\$ 10,036.28	0.96%
MGS-S Customer 8671	\$ 8,965.15	\$ 9,126.19	1.80%	\$ 26,086.41	\$ 26,247.46	0.62%
MGS-S Customer 8672	\$ 23,885.45	\$ 24,272.84	1.62%	\$ 95,953.83	\$ 96,341.22	0.40%
MGS-S Customer 8673	\$ 17,069.79	\$ 17,349.85	1.64%	\$ 74,448.43	\$ 74,728.49	0.38%
MGS-S Customer 8674	\$ 4,677.61	\$ 4,773.24	2.04%	\$ 6,671.28	\$ 6,766.91	1.43%
MGS-S Customer 8675	\$ 5,691.82	\$ 5,802.83	1.95%	\$ 11,370.61	\$ 11,481.62	0.98%
MGS-S Customer 8676	\$ 8,651.42	\$ 8,802.84	1.75%	\$ 24,730.61	\$ 24,882.02	0.61%
MGS-S Customer 8677	\$ 5,854.10	\$ 5,964.13	1.88%	\$ 13,008.72	\$ 13,118.75	0.85%

Internal Use

Customer	Delivery 7/22 Prices	Delivery 8/23 Prices	Delivery % Difference	Bundled 7/22 Prices	Bundled 8/23 Prices	Bundled % Difference
MGS-S Customer 8678	\$ 7,095.62	\$ 7,226.19	1.84%	\$ 22,931.99	\$ 23,062.56	0.57%
MGS-S Customer 8679	\$ 9,018.67	\$ 9,175.93	1.74%	\$ 23,996.35	\$ 24,153.61	0.66%
MGS-S Customer 8680	\$ 897.94	\$ 927.92	3.34%	\$ 1,211.71	\$ 1,241.69	2.47%
MGS-S Customer 8681	\$ 3,425.90	\$ 3,500.40	2.17%	\$ 6,248.89	\$ 6,323.40	1.19%
MGS-S Customer 8682	\$ 1,938.13	\$ 1,985.12	2.42%	\$ 4,054.30	\$ 4,101.28	1.16%
MGS-S Customer 8683	\$ 6,443.60	\$ 6,560.04	1.81%	\$ 19,748.81	\$ 19,865.24	0.59%
MGS-S Customer 8684	\$ 1,749.70	\$ 1,793.48	2.50%	\$ 3,706.23	\$ 3,750.02	1.18%
MGS-S Customer 8685	\$ 5,430.04	\$ 5,531.27	1.86%	\$ 14,499.38	\$ 14,600.61	0.70%
MGS-S Customer 8686	\$ 4,508.77	\$ 4,599.45	2.01%	\$ 13,503.60	\$ 13,594.29	0.67%
MGS-S Customer 8687	\$ 51,902.23	\$ 52,724.05	1.58%	\$ 205,082.91	\$ 205,904.73	0.40%
MGS-S Customer 8688	\$ 6,465.55	\$ 6,588.16	1.90%	\$ 14,911.00	\$ 15,033.62	0.82%
MGS-S Customer 8689	\$ 43,608.41	\$ 44,304.98	1.60%	\$ 108,258.79	\$ 108,955.36	0.64%
MGS-S Customer 8690	\$ 2,645.44	\$ 2,704.18	2.22%	\$ 5,190.78	\$ 5,249.52	1.13%
MGS-S Customer 8691	\$ 3,157.00	\$ 3,222.42	2.07%	\$ 8,676.16	\$ 8,741.58	0.75%
MGS-S Customer 8692	\$ 4,841.68	\$ 4,937.89	1.99%	\$ 12,090.56	\$ 12,186.78	0.80%
MGS-S Customer 8693	\$ 4,254.44	\$ 4,341.24	2.04%	\$ 12,134.06	\$ 12,220.86	0.72%
MGS-S Customer 8694	\$ 5,685.04	\$ 5,791.73	1.88%	\$ 15,136.93	\$ 15,243.62	0.70%
MGS-S Customer 8695	\$ 4,278.41	\$ 4,367.82	2.09%	\$ 9,081.71	\$ 9,171.12	0.98%
MGS-S Customer 8696	\$ 6,727.74	\$ 6,852.48	1.85%	\$ 22,614.96	\$ 22,739.70	0.55%
MGS-S Customer 8697	\$ 7,170.93	\$ 7,297.73	1.77%	\$ 26,383.45	\$ 26,510.25	0.48%
MGS-S Customer 8698	\$ 7,960.70	\$ 8,105.52	1.82%	\$ 25,424.87	\$ 25,569.69	0.57%
MGS-S Customer 8699	\$ 21,431.18	\$ 21,790.37	1.68%	\$ 52,839.97	\$ 53,199.17	0.68%
MGS-S Customer 8700	\$ 1,511.02	\$ 1,548.48	2.48%	\$ 8,308.57	\$ 8,346.03	0.45%
MGS-S Customer 8701	\$ 3,564.82	\$ 3,636.14	2.00%	\$ 10,794.29	\$ 10,865.60	0.66%
MGS-S Customer 8702	\$ 4,894.18	\$ 4,990.59	1.97%	\$ 16,991.96	\$ 17,088.37	0.57%
MGS-S Customer 8703	\$ 4,345.22	\$ 4,428.18	1.91%	\$ 14,981.68	\$ 15,064.64	0.55%
MGS-S Customer 8704	\$ 5,472.49	\$ 5,578.75	1.94%	\$ 16,688.04	\$ 16,794.30	0.64%
MGS-S Customer 8705	\$ 7,219.60	\$ 7,346.51	1.76%	\$ 26,597.01	\$ 26,723.91	0.48%
MGS-S Customer 8706	\$ 4,643.93	\$ 4,731.00	1.87%	\$ 17,510.02	\$ 17,597.09	0.50%
MGS-S Customer 8707	\$ 6,950.46	\$ 7,077.18	1.82%	\$ 27,980.69	\$ 28,107.41	0.45%
MGS-S Customer 8708	\$ 3,144.75	\$ 3,214.26	2.21%	\$ 8,903.64	\$ 8,973.15	0.78%
MGS-S Customer 8709	\$ 3,404.96	\$ 3,478.30	2.15%	\$ 10,347.62	\$ 10,420.96	0.71%
MGS-S Customer 8710	\$ 7,445.64	\$ 7,582.84	1.84%	\$ 19,109.67	\$ 19,246.88	0.72%
MGS-S Customer 8711	\$ 5,924.89	\$ 6,031.34	1.80%	\$ 24,496.39	\$ 24,602.84	0.43%
MGS-S Customer 8712	\$ 29,147.63	\$ 29,615.01	1.60%	\$ 66,187.34	\$ 66,654.72	0.71%
MGS-S Customer 8713	\$ 8,545.36	\$ 8,698.70	1.79%	\$ 27,841.87	\$ 27,995.21	0.55%
MGS-S Customer 8714	\$ 15,562.21	\$ 15,831.39	1.73%	\$ 31,193.48	\$ 31,462.66	0.86%
MGS-S Customer 8715	\$ 3,058.38	\$ 3,125.96	2.21%	\$ 9,556.33	\$ 9,623.91	0.71%
MGS-S Customer 8716	\$ 2,343.28	\$ 2,395.65	2.23%	\$ 6,413.70	\$ 6,466.06	0.82%
MGS-S Customer 8717	\$ 5,366.01	\$ 5,469.87	1.94%	\$ 16,646.12	\$ 16,749.98	0.62%

Internal Use

Customer	Delivery 7/22 Prices	Delivery 8/23 Prices	Delivery % Difference	Bundled 7/22 Prices	Bundled 8/23 Prices	Bundled % Difference
MGS-S Customer 8718	\$ 4,616.94	\$ 4,710.36	2.02%	\$ 10,992.39	\$ 11,085.82	0.85%
MGS-S Customer 8719	\$ 7,621.49	\$ 7,759.89	1.82%	\$ 27,141.73	\$ 27,280.12	0.51%
MGS-S Customer 8720	\$ 7,398.46	\$ 7,534.76	1.84%	\$ 22,492.11	\$ 22,628.42	0.61%
MGS-S Customer 8721	\$ 7,782.60	\$ 7,926.82	1.85%	\$ 19,951.69	\$ 20,095.90	0.72%
MGS-S Customer 8722	\$ 4,628.44	\$ 4,717.13	1.92%	\$ 11,850.82	\$ 11,939.51	0.75%
MGS-S Customer 8723	\$ 2,285.14	\$ 2,340.85	2.44%	\$ 7,021.37	\$ 7,077.08	0.79%
MGS-S Customer 8724	\$ 4,238.40	\$ 4,321.68	1.96%	\$ 11,660.97	\$ 11,744.25	0.71%
MGS-S Customer 8725	\$ 2,992.70	\$ 3,055.30	2.09%	\$ 9,205.33	\$ 9,267.93	0.68%
MGS-S Customer 8726	\$ 5,575.35	\$ 5,682.89	1.93%	\$ 15,091.12	\$ 15,198.65	0.71%
MGS-S Customer 8727	\$ 30,881.91	\$ 31,334.82	1.47%	\$ 55,562.86	\$ 56,015.77	0.82%
MGS-S Customer 8728	\$ 8,431.03	\$ 8,578.73	1.75%	\$ 26,481.71	\$ 26,629.42	0.56%
MGS-S Customer 8729	\$ 3,569.01	\$ 3,645.33	2.14%	\$ 10,249.32	\$ 10,325.64	0.74%
MGS-S Customer 8730	\$ 11,491.29	\$ 11,686.50	1.70%	\$ 50,249.41	\$ 50,444.62	0.39%
MGS-S Customer 8731	\$ 3,968.87	\$ 4,050.63	2.06%	\$ 13,249.71	\$ 13,331.47	0.62%
MGS-S Customer 8732	\$ 7,001.37	\$ 7,130.07	1.84%	\$ 22,184.72	\$ 22,313.43	0.58%
MGS-S Customer 8733	\$ 17,236.26	\$ 17,518.98	1.64%	\$ 77,706.53	\$ 77,989.25	0.36%
MGS-S Customer 8734	\$ 4,613.20	\$ 4,700.41	1.89%	\$ 15,192.64	\$ 15,279.85	0.57%
MGS-S Customer 8735	\$ 10,985.97	\$ 11,175.64	1.73%	\$ 42,176.86	\$ 42,366.54	0.45%
MGS-S Customer 8736	\$ 4,631.98	\$ 4,726.85	2.05%	\$ 9,129.40	\$ 9,224.27	1.04%
MGS-S Customer 8737	\$ 3,185.40	\$ 3,255.31	2.19%	\$ 9,735.45	\$ 9,805.36	0.72%
MGS-S Customer 8738	\$ 7,692.91	\$ 7,832.71	1.82%	\$ 26,433.52	\$ 26,573.32	0.53%
MGS-S Customer 8739	\$ 3,573.39	\$ 3,649.11	2.12%	\$ 11,951.20	\$ 12,026.92	0.63%
MGS-S Customer 8740	\$ 22,944.81	\$ 23,323.02	1.65%	\$ 78,266.70	\$ 78,644.92	0.48%
MGS-S Customer 8741	\$ 11,533.38	\$ 11,733.70	1.74%	\$ 38,271.08	\$ 38,471.40	0.52%
MGS-S Customer 8742	\$ 10,094.61	\$ 10,272.43	1.76%	\$ 29,442.42	\$ 29,620.24	0.60%
MGS-S Customer 8743	\$ 6,213.82	\$ 6,331.75	1.90%	\$ 18,897.77	\$ 19,015.70	0.62%
MGS-S Customer 8744	\$ 2,991.00	\$ 3,054.29	2.12%	\$ 7,694.89	\$ 7,758.18	0.82%
MGS-S Customer 8745	\$ 5,210.31	\$ 5,312.22	1.96%	\$ 10,969.20	\$ 11,071.11	0.93%
MGS-S Customer 8746	\$ 26,775.99	\$ 27,202.53	1.59%	\$ 122,547.22	\$ 122,973.76	0.35%
MGS-S Customer 8747	\$ 3,183.42	\$ 3,251.78	2.15%	\$ 11,830.90	\$ 11,899.25	0.58%
MGS-S Customer 8748	\$ 3,116.86	\$ 3,181.65	2.08%	\$ 6,680.28	\$ 6,745.08	0.97%
MGS-S Customer 8749	\$ 6,955.67	\$ 7,083.19	1.83%	\$ 24,652.83	\$ 24,780.35	0.52%
MGS-S Customer 8750	\$ 10,469.48	\$ 10,653.90	1.76%	\$ 30,887.02	\$ 31,071.45	0.60%
MGS-S Customer 8751	\$ 5,236.77	\$ 5,339.06	1.95%	\$ 14,892.40	\$ 14,994.68	0.69%
MGS-S Customer 8752	\$ 10,990.76	\$ 11,175.06	1.68%	\$ 44,506.58	\$ 44,690.88	0.41%
MGS-S Customer 8753	\$ 4,122.35	\$ 4,206.23	2.03%	\$ 14,524.91	\$ 14,608.79	0.58%
MGS-S Customer 8754	\$ 3,757.23	\$ 3,832.12	1.99%	\$ 9,769.78	\$ 9,844.67	0.77%
MGS-S Customer 8755	\$ 2,726.50	\$ 2,785.01	2.15%	\$ 7,470.04	\$ 7,528.55	0.78%
MGS-S Customer 8756	\$ 5,133.68	\$ 5,234.52	1.96%	\$ 15,423.81	\$ 15,524.65	0.65%
MGS-S Customer 8757	\$ 27,909.68	\$ 28,357.11	1.60%	\$ 120,609.50	\$ 121,056.94	0.37%

Customer	Delivery 7/22 Prices	Delivery 8/23 Prices	Delivery % Difference	Bundled 7/22 Prices	Bundled 8/23 Prices	Bundled % Difference
MGS-S Customer 8758	\$ 5,672.52	\$ 5,781.35	1.92%	\$ 17,863.88	\$ 17,972.71	0.61%
MGS-S Customer 8759	\$ 4,595.31	\$ 4,687.79	2.01%	\$ 13,297.63	\$ 13,390.11	0.70%
MGS-S Customer 8760	\$ 4,448.44	\$ 4,534.09	1.93%	\$ 11,615.05	\$ 11,700.71	0.74%
MGS-S Customer 8761	\$ 2,168.32	\$ 2,222.24	2.49%	\$ 5,040.33	\$ 5,094.26	1.07%
MGS-S Customer 8762	\$ 5,541.36	\$ 5,644.41	1.86%	\$ 14,632.52	\$ 14,735.57	0.70%
MGS-S Customer 8763	\$ 4,847.46	\$ 4,942.13	1.95%	\$ 18,543.90	\$ 18,638.57	0.51%
MGS-S Customer 8764	\$ 18,889.43	\$ 19,199.96	1.64%	\$ 76,021.27	\$ 76,331.79	0.41%
MGS-S Customer 8765	\$ 6,694.00	\$ 6,817.18	1.84%	\$ 26,137.10	\$ 26,260.29	0.47%
MGS-S Customer 8766	\$ 6,707.92	\$ 6,831.82	1.85%	\$ 23,889.52	\$ 24,013.42	0.52%
MGS-S Customer 8767	\$ 3,722.25	\$ 3,801.25	2.12%	\$ 9,458.28	\$ 9,537.29	0.84%
MGS-S Customer 8768	\$ 4,968.53	\$ 5,063.07	1.90%	\$ 11,774.07	\$ 11,868.61	0.80%
MGS-S Customer 8769	\$ 2,144.55	\$ 2,195.09	2.36%	\$ 4,841.40	\$ 4,891.94	1.04%
MGS-S Customer 8770	\$ 8,513.79	\$ 8,667.99	1.81%	\$ 24,947.19	\$ 25,101.39	0.62%
MGS-S Customer 8771	\$ 6,847.90	\$ 6,969.02	1.77%	\$ 24,896.07	\$ 25,017.19	0.49%
MGS-S Customer 8772	\$ 4,364.47	\$ 4,453.20	2.03%	\$ 12,838.27	\$ 12,926.99	0.69%
MGS-S Customer 8773	\$ 6,817.97	\$ 6,941.38	1.81%	\$ 18,831.01	\$ 18,954.42	0.66%
MGS-S Customer 8774	\$ 2,441.20	\$ 2,496.30	2.26%	\$ 5,749.02	\$ 5,804.12	0.96%
MGS-S Customer 8775	\$ 3,005.47	\$ 3,069.45	2.13%	\$ 5,708.15	\$ 5,772.13	1.12%
MGS-S Customer 8776	\$ 4,206.88	\$ 4,293.56	2.06%	\$ 11,245.52	\$ 11,332.20	0.77%
MGS-S Customer 8777	\$ 7,380.19	\$ 7,518.04	1.87%	\$ 19,661.25	\$ 19,799.10	0.70%
MGS-S Customer 8778	\$ 4,481.92	\$ 4,568.84	1.94%	\$ 11,466.40	\$ 11,553.32	0.76%
MGS-S Customer 8779	\$ 5,132.28	\$ 5,233.24	1.97%	\$ 14,255.21	\$ 14,356.17	0.71%
MGS-S Customer 8780	\$ 4,624.31	\$ 4,717.34	2.01%	\$ 11,978.32	\$ 12,071.35	0.78%
MGS-S Customer 8781	\$ 4,782.71	\$ 4,877.29	1.98%	\$ 15,227.90	\$ 15,322.47	0.62%
MGS-S Customer 8782	\$ 1,755.46	\$ 1,803.20	2.72%	\$ 3,985.88	\$ 4,033.63	1.20%
MGS-S Customer 8783	\$ 3,509.56	\$ 3,584.53	2.14%	\$ 10,451.99	\$ 10,526.96	0.72%
MGS-S Customer 8784	\$ 3,815.09	\$ 3,891.42	2.00%	\$ 7,869.16	\$ 7,945.49	0.97%
MGS-S Customer 8785	\$ 4,112.41	\$ 4,197.36	2.07%	\$ 10,926.18	\$ 11,011.13	0.78%
MGS-S Customer 8786	\$ 17,234.35	\$ 17,518.56	1.65%	\$ 70,001.31	\$ 70,285.52	0.41%
MGS-S Customer 8787	\$ 34,233.62	\$ 34,810.40	1.68%	\$ 52,716.91	\$ 53,293.69	1.09%
MGS-S Customer 8788	\$ 6,689.04	\$ 6,813.06	1.85%	\$ 22,765.93	\$ 22,889.96	0.54%
MGS-S Customer 8789	\$ 7,444.95	\$ 7,578.76	1.80%	\$ 30,775.07	\$ 30,908.89	0.43%
MGS-S Customer 8790	\$ 33,012.12	\$ 33,530.38	1.57%	\$ 131,735.93	\$ 132,254.19	0.39%
MGS-S Customer 8791	\$ 3,509.47	\$ 3,579.41	1.99%	\$ 9,308.24	\$ 9,378.18	0.75%
MGS-S Customer 8792	\$ 7,578.67	\$ 7,710.97	1.75%	\$ 29,407.94	\$ 29,540.24	0.45%
MGS-S Customer 8793	\$ 3,588.76	\$ 3,658.97	1.96%	\$ 15,281.02	\$ 15,351.23	0.46%
MGS-S Customer 8794	\$ 6,803.79	\$ 6,930.38	1.86%	\$ 21,286.94	\$ 21,413.53	0.59%
MGS-S Customer 8795	\$ 5,948.84	\$ 6,058.99	1.85%	\$ 17,708.86	\$ 17,819.01	0.62%
MGS-S Customer 8796	\$ 4,696.44	\$ 4,784.34	1.87%	\$ 17,350.80	\$ 17,438.70	0.51%
MGS-S Customer 8797	\$ 8,432.65	\$ 8,581.00	1.76%	\$ 23,642.98	\$ 23,791.32	0.63%

Internal Use

Customer	Delivery 7/22 Prices	Delivery 8/23 Prices	Delivery % Difference	Bundled 7/22 Prices	Bundled 8/23 Prices	Bundled % Difference
MGS-S Customer 8798	\$ 6,690.74	\$ 6,816.51	1.88%	\$ 18,139.96	\$ 18,265.73	0.69%
MGS-S Customer 8799	\$ 7,763.13	\$ 7,904.30	1.82%	\$ 25,019.92	\$ 25,161.08	0.56%
MGS-S Customer 8800	\$ 5,397.43	\$ 5,501.92	1.94%	\$ 17,325.41	\$ 17,429.90	0.60%
MGS-S Customer 8801	\$ 12,998.19	\$ 13,219.18	1.70%	\$ 48,036.00	\$ 48,256.99	0.46%
MGS-S Customer 8802	\$ 10,145.79	\$ 10,325.42	1.77%	\$ 29,790.00	\$ 29,969.63	0.60%
MGS-S Customer 8803	\$ 4,368.48	\$ 4,455.96	2.00%	\$ 16,021.32	\$ 16,108.80	0.55%
MGS-S Customer 8804	\$ 4,137.51	\$ 4,217.62	1.94%	\$ 13,422.34	\$ 13,502.46	0.60%
MGS-S Customer 8805	\$ 3,716.26	\$ 3,790.58	2.00%	\$ 10,175.35	\$ 10,249.68	0.73%
MGS-S Customer 8806	\$ 4,327.26	\$ 4,415.44	2.04%	\$ 12,032.40	\$ 12,120.58	0.73%
MGS-S Customer 8807	\$ 8,851.92	\$ 9,010.09	1.79%	\$ 31,424.25	\$ 31,582.42	0.50%
MGS-S Customer 8808	\$ 11,675.57	\$ 11,872.71	1.69%	\$ 38,770.92	\$ 38,968.05	0.51%
MGS-S Customer 8809	\$ 2,470.86	\$ 2,521.72	2.06%	\$ 15,663.40	\$ 15,714.26	0.32%
MGS-S Customer 8810	\$ 7,342.13	\$ 7,476.72	1.83%	\$ 24,276.01	\$ 24,410.60	0.55%
MGS-S Customer 8811	\$ 2,892.41	\$ 2,955.10	2.17%	\$ 4,554.49	\$ 4,617.18	1.38%
MGS-S Customer 8812	\$ 5,802.80	\$ 5,915.03	1.93%	\$ 14,258.31	\$ 14,370.54	0.79%
MGS-S Customer 8813	\$ 10,405.96	\$ 10,584.36	1.71%	\$ 46,540.70	\$ 46,719.10	0.38%
MGS-S Customer 8814	\$ 3,552.65	\$ 3,628.53	2.14%	\$ 9,526.35	\$ 9,602.23	0.80%
MGS-S Customer 8815	\$ 9,960.06	\$ 10,137.15	1.78%	\$ 27,702.92	\$ 27,880.01	0.64%
MGS-S Customer 8816	\$ 15,886.50	\$ 16,153.71	1.68%	\$ 56,143.88	\$ 56,411.09	0.48%
MGS-S Customer 8817	\$ 4,122.54	\$ 4,206.56	2.04%	\$ 14,305.14	\$ 14,389.17	0.59%
MGS-S Customer 8818	\$ 3,601.90	\$ 3,678.61	2.13%	\$ 10,060.08	\$ 10,136.79	0.76%
MGS-S Customer 8819	\$ 549.09	\$ 571.89	4.15%	\$ 4,865.29	\$ 4,888.09	0.47%
MGS-S Customer 8820	\$ 32,125.79	\$ 32,641.84	1.61%	\$ 124,185.74	\$ 124,701.79	0.42%
MGS-S Customer 8821	\$ 15,531.64	\$ 15,793.20	1.68%	\$ 56,438.03	\$ 56,699.59	0.46%
MGS-S Customer 8822	\$ 4,128.68	\$ 4,210.66	1.99%	\$ 14,220.45	\$ 14,302.43	0.58%
MGS-S Customer 8823	\$ 16,520.15	\$ 16,797.13	1.68%	\$ 59,277.62	\$ 59,554.59	0.47%
MGS-S Customer 8824	\$ 4,858.90	\$ 4,952.30	1.92%	\$ 9,540.96	\$ 9,634.37	0.98%
MGS-S Customer 8825	\$ 6,314.48	\$ 6,433.75	1.89%	\$ 19,560.26	\$ 19,679.54	0.61%
MGS-S Customer 8826	\$ 20,467.69	\$ 20,805.27	1.65%	\$ 69,299.41	\$ 69,636.99	0.49%
MGS-S Customer 8827	\$ 25,385.41	\$ 25,786.14	1.58%	\$ 74,605.63	\$ 75,006.36	0.54%
MGS-S Customer 8828	\$ 5,816.19	\$ 5,929.22	1.94%	\$ 12,399.15	\$ 12,512.18	0.91%
MGS-S Customer 8829	\$ 2,416.86	\$ 2,469.40	2.17%	\$ 9,870.05	\$ 9,922.59	0.53%
MGS-S Customer 8830	\$ 3,574.27	\$ 3,650.70	2.14%	\$ 9,648.52	\$ 9,724.96	0.79%
MGS-S Customer 8831	\$ 4,132.29	\$ 4,217.20	2.05%	\$ 12,463.59	\$ 12,548.51	0.68%
MGS-S Customer 8832	\$ 6,204.92	\$ 6,322.63	1.90%	\$ 17,018.49	\$ 17,136.20	0.69%
MGS-S Customer 8833	\$ 7,586.97	\$ 7,728.45	1.86%	\$ 20,356.16	\$ 20,497.64	0.70%
MGS-S Customer 8834	\$ 3,957.46	\$ 4,036.70	2.00%	\$ 7,200.95	\$ 7,280.19	1.10%
MGS-S Customer 8835	\$ 2,831.68	\$ 2,895.65	2.26%	\$ 7,606.42	\$ 7,670.39	0.84%
MGS-S Customer 8836	\$ 3,879.67	\$ 3,956.30	1.98%	\$ 10,437.95	\$ 10,514.58	0.73%
MGS-S Customer 8837	\$ 4,406.92	\$ 4,492.49	1.94%	\$ 12,407.32	\$ 12,492.89	0.69%

Internal Use

Customer	Delivery 7/22 Prices	Delivery 8/23 Prices	Delivery % Difference	Bundled 7/22 Prices	Bundled 8/23 Prices	Bundled % Difference
MGS-S Customer 8838	\$ 14,028.97	\$ 14,259.77	1.65%	\$ 69,985.48	\$ 70,216.29	0.33%
MGS-S Customer 8839	\$ 3,194.73	\$ 3,266.40	2.24%	\$ 6,522.43	\$ 6,594.10	1.10%
MGS-S Customer 8840	\$ 61,350.92	\$ 62,328.93	1.59%	\$ 203,643.46	\$ 204,621.47	0.48%
MGS-S Customer 8841	\$ 3,761.49	\$ 3,837.66	2.02%	\$ 8,322.90	\$ 8,399.07	0.92%
MGS-S Customer 8842	\$ 3,450.54	\$ 3,518.99	1.98%	\$ 13,713.48	\$ 13,781.92	0.50%
MGS-S Customer 8843	\$ 3,807.27	\$ 3,881.62	1.95%	\$ 13,744.32	\$ 13,818.67	0.54%
MGS-S Customer 8844	\$ 3,148.20	\$ 3,213.92	2.09%	\$ 7,424.29	\$ 7,490.01	0.89%
MGS-S Customer 8845	\$ 10,519.52	\$ 10,702.04	1.74%	\$ 40,612.00	\$ 40,794.52	0.45%
MGS-S Customer 8846	\$ 7,891.83	\$ 8,030.41	1.76%	\$ 26,686.95	\$ 26,825.53	0.52%
MGS-S Customer 8847	\$ 4,059.97	\$ 4,139.25	1.95%	\$ 11,087.87	\$ 11,167.15	0.72%
MGS-S Customer 8848	\$ 5,903.34	\$ 6,010.00	1.81%	\$ 19,921.55	\$ 20,028.21	0.54%
MGS-S Customer 8849	\$ 2,378.36	\$ 2,430.62	2.20%	\$ 8,700.80	\$ 8,753.06	0.60%
MGS-S Customer 8850	\$ 13,187.62	\$ 13,407.60	1.67%	\$ 46,929.91	\$ 47,149.89	0.47%
MGS-S Customer 8851	\$ 4,780.92	\$ 4,871.17	1.89%	\$ 14,692.72	\$ 14,782.97	0.61%
MGS-S Customer 8852	\$ 2,474.35	\$ 2,533.08	2.37%	\$ 7,532.92	\$ 7,591.65	0.78%
MGS-S Customer 8853	\$ 5,391.47	\$ 5,496.76	1.95%	\$ 15,428.39	\$ 15,533.68	0.68%
MGS-S Customer 8854	\$ 5,838.48	\$ 5,945.27	1.83%	\$ 18,991.15	\$ 19,097.93	0.56%
MGS-S Customer 8855	\$ 10,088.50	\$ 10,267.29	1.77%	\$ 27,161.77	\$ 27,340.57	0.66%
MGS-S Customer 8856	\$ 6,653.86	\$ 6,776.38	1.84%	\$ 21,704.67	\$ 21,827.19	0.56%
MGS-S Customer 8857	\$ 21,291.63	\$ 21,645.45	1.66%	\$ 65,603.08	\$ 65,956.90	0.54%
MGS-S Customer 8858	\$ 511.31	\$ 534.86	4.61%	\$ 671.62	\$ 695.17	3.51%
MGS-S Customer 8859	\$ 3,428.68	\$ 3,502.14	2.14%	\$ 10,847.70	\$ 10,921.17	0.68%
MGS-S Customer 8860	\$ 12,435.97	\$ 12,656.78	1.78%	\$ 22,975.65	\$ 23,196.46	0.96%
MGS-S Customer 8861	\$ 14,217.75	\$ 14,461.38	1.71%	\$ 44,849.55	\$ 45,093.18	0.54%
MGS-S Customer 8862	\$ 5,313.75	\$ 5,416.27	1.93%	\$ 16,368.07	\$ 16,470.59	0.63%
MGS-S Customer 8863	\$ 13,880.02	\$ 14,112.18	1.67%	\$ 52,601.69	\$ 52,833.85	0.44%
MGS-S Customer 8864	\$ 4,303.22	\$ 4,387.09	1.95%	\$ 10,741.41	\$ 10,825.28	0.78%
MGS-S Customer 8865	\$ 4,073.35	\$ 4,158.00	2.08%	\$ 10,825.53	\$ 10,910.18	0.78%
MGS-S Customer 8866	\$ 27,416.96	\$ 27,874.15	1.67%	\$ 79,740.58	\$ 80,197.77	0.57%
MGS-S Customer 8867	\$ 9,218.81	\$ 9,379.96	1.75%	\$ 24,595.84	\$ 24,756.99	0.66%
MGS-S Customer 8868	\$ 4,146.49	\$ 4,226.63	1.93%	\$ 13,377.16	\$ 13,457.31	0.60%
MGS-S Customer 8869	\$ 21,855.30	\$ 22,212.99	1.64%	\$ 80,632.53	\$ 80,990.22	0.44%
MGS-S Customer 8870	\$ 3,570.74	\$ 3,646.79	2.13%	\$ 10,371.71	\$ 10,447.76	0.73%
MGS-S Customer 8871	\$ 6,105.81	\$ 6,220.89	1.88%	\$ 20,702.65	\$ 20,817.73	0.56%
MGS-S Customer 8872	\$ 8,595.25	\$ 8,747.82	1.78%	\$ 32,919.36	\$ 33,071.93	0.46%
MGS-S Customer 8873	\$ 5,926.09	\$ 6,040.10	1.92%	\$ 15,569.95	\$ 15,683.95	0.73%
MGS-S Customer 8874	\$ 3,384.10	\$ 3,452.26	2.01%	\$ 11,014.51	\$ 11,082.67	0.62%
MGS-S Customer 8875	\$ 4,718.20	\$ 4,807.51	1.89%	\$ 14,245.51	\$ 14,334.81	0.63%
MGS-S Customer 8876	\$ 10,075.11	\$ 10,252.68	1.76%	\$ 32,379.37	\$ 32,556.95	0.55%
MGS-S Customer 8877	\$ 8,826.48	\$ 8,986.46	1.81%	\$ 23,804.16	\$ 23,964.14	0.67%

Customer	Delivery 7/22 Prices	Delivery 8/23 Prices	Delivery % Difference	Bundled 7/22 Prices	Bundled 8/23 Prices	Bundled % Difference
MGS-S Customer 8878	\$ 19,192.00	\$ 19,513.52	1.68%	\$ 52,369.77	\$ 52,691.30	0.61%
MGS-S Customer 8879	\$ 10,860.55	\$ 11,048.42	1.73%	\$ 41,662.84	\$ 41,850.71	0.45%
MGS-S Customer 8880	\$ 4,643.10	\$ 4,736.62	2.01%	\$ 12,376.46	\$ 12,469.98	0.76%
MGS-S Customer 8881	\$ 7,870.13	\$ 8,005.09	1.71%	\$ 35,206.91	\$ 35,341.87	0.38%
MGS-S Customer 8882	\$ 1,039.02	\$ 1,070.82	3.06%	\$ 1,952.22	\$ 1,984.02	1.63%
MGS-S Customer 8883	\$ 6,915.25	\$ 7,041.82	1.83%	\$ 27,442.83	\$ 27,569.40	0.46%
MGS-S Customer 8884	\$ 3,287.88	\$ 3,359.40	2.18%	\$ 10,035.37	\$ 10,106.90	0.71%
MGS-S Customer 8885	\$ 5,496.44	\$ 5,598.74	1.86%	\$ 14,459.62	\$ 14,561.92	0.71%
MGS-S Customer 8886	\$ 6,763.91	\$ 6,884.07	1.78%	\$ 24,762.95	\$ 24,883.11	0.49%
MGS-S Customer 8887	\$ 9,029.64	\$ 9,185.89	1.73%	\$ 26,091.49	\$ 26,247.74	0.60%
MGS-S Customer 8888	\$ 4,735.68	\$ 4,824.89	1.88%	\$ 15,526.74	\$ 15,615.95	0.57%
MGS-S Customer 8889	\$ 3,508.27	\$ 3,581.91	2.10%	\$ 12,447.81	\$ 12,521.44	0.59%
MGS-S Customer 8890	\$ 23,138.26	\$ 23,508.99	1.60%	\$ 108,296.68	\$ 108,667.42	0.34%
MGS-S Customer 8891	\$ 16,608.51	\$ 16,877.48	1.62%	\$ 39,424.68	\$ 39,693.65	0.68%
MGS-S Customer 8892	\$ 3,600.41	\$ 3,672.41	2.00%	\$ 10,429.38	\$ 10,501.38	0.69%
MGS-S Customer 8893	\$ 3,226.64	\$ 3,292.57	2.04%	\$ 10,153.07	\$ 10,219.00	0.65%
MGS-S Customer 8894	\$ 19,477.58	\$ 19,797.20	1.64%	\$ 49,917.42	\$ 50,237.04	0.64%
MGS-S Customer 8895	\$ 12,408.37	\$ 12,622.89	1.73%	\$ 34,219.02	\$ 34,433.54	0.63%
MGS-S Customer 8896	\$ 5,932.32	\$ 6,047.01	1.93%	\$ 13,631.86	\$ 13,746.55	0.84%
MGS-S Customer 8897	\$ 11,534.73	\$ 11,735.14	1.74%	\$ 34,524.58	\$ 34,724.99	0.58%
MGS-S Customer 8898	\$ 3,795.24	\$ 3,873.06	2.05%	\$ 16,035.17	\$ 16,112.98	0.49%
MGS-S Customer 8899	\$ 5,335.84	\$ 5,435.60	1.87%	\$ 14,343.47	\$ 14,443.23	0.70%
MGS-S Customer 8900	\$ 3,708.35	\$ 3,787.09	2.12%	\$ 8,466.28	\$ 8,545.03	0.93%
MGS-S Customer 8901	\$ 1,448.87	\$ 1,491.81	2.96%	\$ 2,536.32	\$ 2,579.26	1.69%
MGS-S Customer 8902	\$ 3,921.59	\$ 4,002.08	2.05%	\$ 14,973.18	\$ 15,053.66	0.54%
MGS-S Customer 8903	\$ 3,337.64	\$ 3,408.91	2.14%	\$ 13,009.72	\$ 13,080.99	0.55%
MGS-S Customer 8904	\$ 5,198.41	\$ 5,297.97	1.92%	\$ 21,607.93	\$ 21,707.49	0.46%
MGS-S Customer 8905	\$ 3,399.54	\$ 3,468.15	2.02%	\$ 10,559.19	\$ 10,627.80	0.65%
MGS-S Customer 8906	\$ 7,447.37	\$ 7,582.55	1.82%	\$ 28,618.15	\$ 28,753.32	0.47%
MGS-S Customer 8907	\$ 23,397.70	\$ 23,776.00	1.62%	\$ 76,873.10	\$ 77,251.40	0.49%
MGS-S Customer 8908	\$ 4,985.66	\$ 5,084.11	1.97%	\$ 14,870.95	\$ 14,969.40	0.66%
MGS-S Customer 8909	\$ 14,767.27	\$ 15,019.19	1.71%	\$ 44,356.99	\$ 44,608.91	0.57%
MGS-S Customer 8910	\$ 3,528.20	\$ 3,598.40	1.99%	\$ 11,086.62	\$ 11,156.83	0.63%
MGS-S Customer 8911	\$ 4,433.46	\$ 4,519.67	1.94%	\$ 12,373.53	\$ 12,459.74	0.70%
MGS-S Customer 8912	\$ 4,073.61	\$ 4,154.80	1.99%	\$ 6,455.66	\$ 6,536.85	1.26%
MGS-S Customer 8913	\$ 7,679.90	\$ 7,819.56	1.82%	\$ 23,667.67	\$ 23,807.33	0.59%
MGS-S Customer 8914	\$ 7,711.36	\$ 7,846.50	1.75%	\$ 34,819.27	\$ 34,954.41	0.39%
MGS-S Customer 8915	\$ 5,966.73	\$ 6,076.23	1.84%	\$ 17,567.92	\$ 17,677.42	0.62%
MGS-S Customer 8916	\$ 6,338.89	\$ 6,453.90	1.81%	\$ 17,999.27	\$ 18,114.28	0.64%
MGS-S Customer 8917	\$ 4,594.45	\$ 4,681.76	1.90%	\$ 14,185.29	\$ 14,272.60	0.62%

Internal Use

Customer	Delivery 7/22 Prices	Delivery 8/23 Prices	Delivery % Difference	Bundled 7/22 Prices	Bundled 8/23 Prices	Bundled % Difference
MGS-S Customer 8918	\$ 3,918.02	\$ 4,000.01	2.09%	\$ 10,414.82	\$ 10,496.81	0.79%
MGS-S Customer 8919	\$ 4,502.86	\$ 4,593.53	2.01%	\$ 12,528.74	\$ 12,619.41	0.72%
MGS-S Customer 8920	\$ 3,736.08	\$ 3,809.62	1.97%	\$ 12,488.56	\$ 12,562.10	0.59%
MGS-S Customer 8921	\$ 8,722.11	\$ 8,877.76	1.78%	\$ 27,995.30	\$ 28,150.96	0.56%
MGS-S Customer 8922	\$ 8,322.83	\$ 8,472.51	1.80%	\$ 28,734.89	\$ 28,884.57	0.52%
MGS-S Customer 8923	\$ 6,322.51	\$ 6,432.76	1.74%	\$ 31,921.23	\$ 32,031.48	0.35%
MGS-S Customer 8924	\$ 5,401.52	\$ 5,500.27	1.83%	\$ 20,586.93	\$ 20,685.68	0.48%
MGS-S Customer 8925	\$ 881.27	\$ 915.36	3.87%	\$ 1,118.26	\$ 1,152.34	3.05%
MGS-S Customer 8926	\$ 3,931.99	\$ 4,009.35	1.97%	\$ 11,023.31	\$ 11,100.67	0.70%
MGS-S Customer 8927	\$ 873.59	\$ 907.38	3.87%	\$ 1,655.73	\$ 1,689.51	2.04%
MGS-S Customer 8928	\$ 16,024.75	\$ 16,287.09	1.64%	\$ 77,640.29	\$ 77,902.63	0.34%
MGS-S Customer 8929	\$ 4,947.45	\$ 5,046.89	2.01%	\$ 11,403.00	\$ 11,502.44	0.87%
MGS-S Customer 8930	\$ 8,164.12	\$ 8,309.02	1.77%	\$ 34,644.49	\$ 34,789.40	0.42%
MGS-S Customer 8931	\$ 25,649.50	\$ 26,066.93	1.63%	\$ 94,289.97	\$ 94,707.40	0.44%
MGS-S Customer 8932	\$ 3,667.96	\$ 3,745.86	2.12%	\$ 9,861.05	\$ 9,938.95	0.79%
MGS-S Customer 8933	\$ 4,026.13	\$ 4,108.86	2.05%	\$ 13,376.21	\$ 13,458.94	0.62%
MGS-S Customer 8934	\$ 6,303.02	\$ 6,418.95	1.84%	\$ 26,813.35	\$ 26,929.28	0.43%
MGS-S Customer 8935	\$ 51,357.48	\$ 52,142.83	1.53%	\$ 278,710.18	\$ 279,495.53	0.28%
MGS-S Customer 8936	\$ 34,780.01	\$ 35,352.97	1.65%	\$ 71,015.31	\$ 71,588.26	0.81%
MGS-S Customer 8937	\$ 3,631.66	\$ 3,708.81	2.12%	\$ 7,468.75	\$ 7,545.90	1.03%
MGS-S Customer 8938	\$ 5,535.68	\$ 5,639.41	1.87%	\$ 13,190.32	\$ 13,294.05	0.79%
MGS-S Customer 8939	\$ 2,999.33	\$ 3,061.78	2.08%	\$ 8,187.25	\$ 8,249.69	0.76%
MGS-S Customer 8940	\$ 33,086.09	\$ 33,614.65	1.60%	\$ 130,932.36	\$ 131,460.91	0.40%
MGS-S Customer 8941	\$ 2,203.70	\$ 2,253.56	2.26%	\$ 6,235.15	\$ 6,285.01	0.80%
MGS-S Customer 8942	\$ 7,059.02	\$ 7,191.40	1.88%	\$ 15,826.36	\$ 15,958.74	0.84%
MGS-S Customer 8943	\$ 5,198.00	\$ 5,294.90	1.86%	\$ 15,992.26	\$ 16,089.16	0.61%
MGS-S Customer 8944	\$ 4,515.76	\$ 4,602.49	1.92%	\$ 11,113.00	\$ 11,199.73	0.78%
MGS-S Customer 8945	\$ 10,188.91	\$ 10,370.44	1.78%	\$ 24,238.77	\$ 24,420.30	0.75%
MGS-S Customer 8946	\$ 10,872.58	\$ 11,059.35	1.72%	\$ 26,549.55	\$ 26,736.33	0.70%
MGS-S Customer 8947	\$ 6,726.05	\$ 6,853.46	1.89%	\$ 15,387.01	\$ 15,514.42	0.83%
MGS-S Customer 8948	\$ 23,246.90	\$ 23,631.45	1.65%	\$ 58,385.26	\$ 58,769.81	0.66%
MGS-S Customer 8949	\$ 2,325.37	\$ 2,376.91	2.22%	\$ 6,124.75	\$ 6,176.29	0.84%
MGS-S Customer 8950	\$ 14,555.04	\$ 14,799.01	1.68%	\$ 42,215.99	\$ 42,459.96	0.58%
MGS-S Customer 8951	\$ 10,893.61	\$ 11,083.74	1.75%	\$ 35,633.98	\$ 35,824.11	0.53%
MGS-S Customer 8952	\$ 8,644.50	\$ 8,800.36	1.80%	\$ 23,603.90	\$ 23,759.76	0.66%
MGS-S Customer 8953	\$ 6,084.85	\$ 6,203.29	1.95%	\$ 8,914.82	\$ 9,033.26	1.33%
MGS-S Customer 8954	\$ 16,009.56	\$ 16,282.23	1.70%	\$ 42,920.94	\$ 43,193.61	0.64%
MGS-S Customer 8955	\$ 2,549.97	\$ 2,607.18	2.24%	\$ 5,935.83	\$ 5,993.04	0.96%
MGS-S Customer 8956	\$ 44,070.18	\$ 44,775.42	1.60%	\$ 153,694.74	\$ 154,399.98	0.46%
MGS-S Customer 8957	\$ 11,956.99	\$ 12,165.27	1.74%	\$ 33,301.45	\$ 33,509.72	0.63%

Internal Use

Customer	Delivery 7/22 Prices	Delivery 8/23 Prices	Delivery % Difference	Bundled 7/22 Prices	Bundled 8/23 Prices	Bundled % Difference
MGS-S Customer 8958	\$ 7,626.15	\$ 7,769.04	1.87%	\$ 12,734.76	\$ 12,877.65	1.12%
MGS-S Customer 8959	\$ 14,259.91	\$ 14,502.32	1.70%	\$ 42,341.35	\$ 42,583.76	0.57%
MGS-S Customer 8960	\$ 4,340.10	\$ 4,424.65	1.95%	\$ 8,154.91	\$ 8,239.46	1.04%
MGS-S Customer 8961	\$ 6,299.77	\$ 6,417.54	1.87%	\$ 21,190.61	\$ 21,308.38	0.56%
MGS-S Customer 8962	\$ 495.15	\$ 518.49	4.71%	\$ 521.43	\$ 544.77	4.48%
MGS-S Customer 8963	\$ 1,048.46	\$ 1,080.27	3.03%	\$ 2,799.66	\$ 2,831.47	1.14%
MGS-S Customer 8964	\$ 4,891.63	\$ 4,982.31	1.85%	\$ 18,901.84	\$ 18,992.52	0.48%
MGS-S Customer 8965	\$ 5,708.84	\$ 5,811.72	1.80%	\$ 23,440.28	\$ 23,543.16	0.44%
MGS-S Customer 8966	\$ 5,097.11	\$ 5,197.16	1.96%	\$ 14,248.60	\$ 14,348.65	0.70%
MGS-S Customer 8967	\$ 5,328.30	\$ 5,427.52	1.86%	\$ 14,284.75	\$ 14,383.96	0.69%
MGS-S Customer 8968	\$ 6,722.31	\$ 6,847.62	1.86%	\$ 21,818.83	\$ 21,944.14	0.57%
MGS-S Customer 8969	\$ 38,477.15	\$ 39,076.95	1.56%	\$ 162,759.46	\$ 163,359.25	0.37%
MGS-S Customer 8970	\$ 8,414.71	\$ 8,566.18	1.80%	\$ 27,615.23	\$ 27,766.70	0.55%
MGS-S Customer 8971	\$ 6,976.82	\$ 7,105.53	1.84%	\$ 22,594.95	\$ 22,723.66	0.57%
MGS-S Customer 8972	\$ 17,722.91	\$ 18,021.46	1.68%	\$ 50,082.38	\$ 50,380.93	0.60%
MGS-S Customer 8973	\$ 15,436.04	\$ 15,704.28	1.74%	\$ 28,434.67	\$ 28,702.91	0.94%
MGS-S Customer 8974	\$ 16,490.28	\$ 16,760.60	1.64%	\$ 65,980.16	\$ 66,250.48	0.41%
MGS-S Customer 8975	\$ 6,530.68	\$ 6,648.18	1.80%	\$ 20,535.52	\$ 20,653.02	0.57%
MGS-S Customer 8976	\$ 5,511.70	\$ 5,619.01	1.95%	\$ 13,756.97	\$ 13,864.28	0.78%
MGS-S Customer 8977	\$ 4,377.80	\$ 4,468.74	2.08%	\$ 7,344.09	\$ 7,435.02	1.24%
MGS-S Customer 8978	\$ 4,436.25	\$ 4,524.36	1.99%	\$ 4,765.33	\$ 4,853.44	1.85%
MGS-S Customer 8979	\$ 23,169.35	\$ 23,540.97	1.60%	\$ 107,596.49	\$ 107,968.11	0.35%
MGS-S Customer 8980	\$ 3,436.71	\$ 3,507.78	2.07%	\$ 5,295.09	\$ 5,366.16	1.34%
MGS-S Customer 8981	\$ 5,024.41	\$ 5,122.98	1.96%	\$ 16,294.69	\$ 16,393.26	0.60%
MGS-S Customer 8982	\$ 8,643.66	\$ 8,795.70	1.76%	\$ 36,560.56	\$ 36,712.60	0.42%
MGS-S Customer 8983	\$ 14,465.40	\$ 14,714.61	1.72%	\$ 41,728.71	\$ 41,977.92	0.60%
MGS-S Customer 8984	\$ 10,094.33	\$ 10,269.59	1.74%	\$ 40,181.44	\$ 40,356.70	0.44%
MGS-S Customer 8985	\$ 5,593.59	\$ 5,696.25	1.84%	\$ 18,454.99	\$ 18,557.65	0.56%
MGS-S Customer 8986	\$ 5,956.67	\$ 6,072.46	1.94%	\$ 10,412.04	\$ 10,527.83	1.11%
MGS-S Customer 8987	\$ 4,469.66	\$ 4,558.39	1.99%	\$ 5,683.48	\$ 5,772.21	1.56%
MGS-S Customer 8988	\$ 7,251.24	\$ 7,382.19	1.81%	\$ 18,531.35	\$ 18,662.30	0.71%
MGS-S Customer 8989	\$ 2,973.04	\$ 3,034.44	2.07%	\$ 8,877.50	\$ 8,938.90	0.69%
MGS-S Customer 8990	\$ 6,243.14	\$ 6,359.21	1.86%	\$ 25,095.73	\$ 25,211.80	0.46%
MGS-S Customer 8991	\$ 8,957.04	\$ 9,115.37	1.77%	\$ 33,683.70	\$ 33,842.03	0.47%
MGS-S Customer 8992	\$ 14,020.36	\$ 14,257.77	1.69%	\$ 51,151.48	\$ 51,388.89	0.46%
MGS-S Customer 8993	\$ 5,148.11	\$ 5,246.32	1.91%	\$ 14,947.37	\$ 15,045.57	0.66%
MGS-S Customer 8994	\$ 8,027.07	\$ 8,171.77	1.80%	\$ 28,519.57	\$ 28,664.27	0.51%
MGS-S Customer 8995	\$ 6,399.81	\$ 6,521.28	1.90%	\$ 16,801.23	\$ 16,922.70	0.72%
MGS-S Customer 8996	\$ 7,810.45	\$ 7,949.23	1.78%	\$ 22,609.88	\$ 22,748.66	0.61%
MGS-S Customer 8997	\$ 10,873.78	\$ 11,062.43	1.73%	\$ 36,363.72	\$ 36,552.37	0.52%

Customer	Delivery 7/22 Prices	Delivery 8/23 Prices	Delivery % Difference	Bundled 7/22 Prices	Bundled 8/23 Prices	Bundled % Difference
MGS-S Customer 8998	\$ 10,895.49	\$ 11,083.77	1.73%	\$ 41,198.21	\$ 41,386.49	0.46%
MGS-S Customer 8999	\$ 12,677.29	\$ 12,898.27	1.74%	\$ 30,904.63	\$ 31,125.61	0.72%
MGS-S Customer 9000	\$ 4,370.63	\$ 4,454.22	1.91%	\$ 13,752.48	\$ 13,836.07	0.61%
MGS-S Customer 9001	\$ 7,905.33	\$ 8,050.95	1.84%	\$ 22,759.61	\$ 22,905.23	0.64%
MGS-S Customer 9002	\$ 1,395.40	\$ 1,432.31	2.65%	\$ 4,192.57	\$ 4,229.48	0.88%
MGS-S Customer 9003	\$ 7,554.44	\$ 7,696.36	1.88%	\$ 14,295.65	\$ 14,437.57	0.99%
MGS-S Customer 9004	\$ 993.83	\$ 1,025.03	3.14%	\$ 1,513.05	\$ 1,544.24	2.06%
MGS-S Customer 9005	\$ 20,010.15	\$ 20,332.74	1.61%	\$ 81,036.09	\$ 81,358.68	0.40%
MGS-S Customer 9006	\$ 3,224.98	\$ 3,295.84	2.20%	\$ 8,654.79	\$ 8,725.65	0.82%
MGS-S Customer 9007	\$ 5,308.23	\$ 5,412.54	1.97%	\$ 13,973.98	\$ 14,078.30	0.75%
MGS-S Customer 9008	\$ 5,748.51	\$ 5,859.59	1.93%	\$ 14,099.12	\$ 14,210.21	0.79%
MGS-S Customer 9009	\$ 3,597.10	\$ 3,673.44	2.12%	\$ 9,973.02	\$ 10,049.35	0.77%
MGS-S Customer 9010	\$ 6,728.92	\$ 6,855.21	1.88%	\$ 17,031.39	\$ 17,157.68	0.74%
MGS-S Customer 9011	\$ 4,632.00	\$ 4,725.15	2.01%	\$ 11,952.42	\$ 12,045.57	0.78%
MGS-S Customer 9012	\$ 4,634.58	\$ 4,728.60	2.03%	\$ 9,620.59	\$ 9,714.61	0.98%
MGS-S Customer 9013	\$ 27,965.34	\$ 28,413.47	1.60%	\$ 119,696.22	\$ 120,144.34	0.37%
MGS-S Customer 9014	\$ 7,957.13	\$ 8,095.18	1.73%	\$ 30,638.70	\$ 30,776.75	0.45%
MGS-S Customer 9015	\$ 3,627.96	\$ 3,700.01	1.99%	\$ 11,679.77	\$ 11,751.83	0.62%
MGS-S Customer 9016	\$ 3,759.37	\$ 3,838.85	2.11%	\$ 9,023.73	\$ 9,103.21	0.88%
MGS-S Customer 9017	\$ 6,581.36	\$ 6,705.27	1.88%	\$ 14,639.92	\$ 14,763.83	0.85%
MGS-S Customer 9018	\$ 8,223.57	\$ 8,371.64	1.80%	\$ 28,504.23	\$ 28,652.30	0.52%
MGS-S Customer 9019	\$ 6,184.13	\$ 6,299.91	1.87%	\$ 21,088.68	\$ 21,204.46	0.55%
MGS-S Customer 9020	\$ 42,082.68	\$ 42,764.52	1.62%	\$ 123,095.62	\$ 123,777.46	0.55%
MGS-S Customer 9021	\$ 6,423.73	\$ 6,545.34	1.89%	\$ 17,559.64	\$ 17,681.25	0.69%
MGS-S Customer 9022	\$ 4,552.53	\$ 4,643.90	2.01%	\$ 13,436.41	\$ 13,527.79	0.68%
MGS-S Customer 9023	\$ 21,869.56	\$ 22,225.13	1.63%	\$ 82,392.74	\$ 82,748.31	0.43%
MGS-S Customer 9024	\$ 11,187.88	\$ 11,381.29	1.73%	\$ 40,039.46	\$ 40,232.87	0.48%
MGS-S Customer 9025	\$ 5,352.50	\$ 5,457.03	1.95%	\$ 12,900.53	\$ 13,005.06	0.81%
MGS-S Customer 9026	\$ 4,108.11	\$ 4,193.02	2.07%	\$ 10,625.71	\$ 10,710.62	0.80%
MGS-S Customer 9027	\$ 7,071.98	\$ 7,202.47	1.85%	\$ 21,903.40	\$ 22,033.89	0.60%
MGS-S Customer 9028	\$ 3,910.46	\$ 3,992.58	2.10%	\$ 8,604.42	\$ 8,686.53	0.95%
MGS-S Customer 9029	\$ 4,964.93	\$ 5,061.56	1.95%	\$ 17,534.85	\$ 17,631.48	0.55%
MGS-S Customer 9030	\$ 2,674.39	\$ 2,736.21	2.31%	\$ 7,916.58	\$ 7,978.40	0.78%
MGS-S Customer 9031	\$ 3,698.04	\$ 3,774.76	2.07%	\$ 14,105.17	\$ 14,181.89	0.54%
MGS-S Customer 9032	\$ 3,607.20	\$ 3,684.38	2.14%	\$ 9,402.65	\$ 9,479.83	0.82%
MGS-S Customer 9033	\$ 4,392.16	\$ 4,475.38	1.89%	\$ 15,981.24	\$ 16,064.46	0.52%
MGS-S Customer 9034	\$ 3,507.98	\$ 3,582.05	2.11%	\$ 11,506.44	\$ 11,580.51	0.64%
MGS-S Customer 9035	\$ 4,160.79	\$ 4,247.13	2.08%	\$ 9,998.87	\$ 10,085.20	0.86%
MGS-S Customer 9036	\$ 8,475.18	\$ 8,630.09	1.83%	\$ 15,762.69	\$ 15,917.60	0.98%
MGS-S Customer 9037	\$ 3,057.04	\$ 3,120.63	2.08%	\$ 8,604.20	\$ 8,667.79	0.74%

Internal Use

Customer	Delivery 7/22 Prices	Delivery 8/23 Prices	Delivery % Difference	Bundled 7/22 Prices	Bundled 8/23 Prices	Bundled % Difference
MGS-S Customer 9038	\$ 4,211.85	\$ 4,297.62	2.04%	\$ 12,912.46	\$ 12,998.23	0.66%
MGS-S Customer 9039	\$ 4,190.66	\$ 4,276.59	2.05%	\$ 12,155.98	\$ 12,241.91	0.71%
MGS-S Customer 9040	\$ 4,386.83	\$ 4,474.70	2.00%	\$ 15,106.47	\$ 15,194.35	0.58%
MGS-S Customer 9041	\$ 6,570.60	\$ 6,693.06	1.86%	\$ 22,355.33	\$ 22,477.79	0.55%
MGS-S Customer 9042	\$ 9,634.44	\$ 9,808.61	1.81%	\$ 19,350.97	\$ 19,525.14	0.90%
MGS-S Customer 9043	\$ 1,446.32	\$ 1,484.46	2.64%	\$ 3,993.26	\$ 4,031.40	0.96%
MGS-S Customer 9044	\$ 6,754.73	\$ 6,880.00	1.85%	\$ 23,291.08	\$ 23,416.35	0.54%
MGS-S Customer 9045	\$ 9,838.85	\$ 10,015.02	1.79%	\$ 28,358.71	\$ 28,534.88	0.62%
MGS-S Customer 9046	\$ 4,425.46	\$ 4,514.87	2.02%	\$ 13,648.71	\$ 13,738.12	0.66%
MGS-S Customer 9047	\$ 2,161.00	\$ 2,214.47	2.47%	\$ 6,064.25	\$ 6,117.72	0.88%
MGS-S Customer 9048	\$ 4,045.85	\$ 4,125.61	1.97%	\$ 9,648.20	\$ 9,727.96	0.83%
MGS-S Customer 9049	\$ 2,719.82	\$ 2,781.85	2.28%	\$ 9,402.99	\$ 9,465.02	0.66%
MGS-S Customer 9050	\$ 4,157.82	\$ 4,241.63	2.02%	\$ 4,670.18	\$ 4,753.99	1.79%
MGS-S Customer 9051	\$ 4,759.78	\$ 4,855.48	2.01%	\$ 11,621.54	\$ 11,717.24	0.82%
MGS-S Customer 9052	\$ 4,833.46	\$ 4,923.33	1.86%	\$ 18,692.84	\$ 18,782.71	0.48%
MGS-S Customer 9053	\$ 9,851.78	\$ 10,022.92	1.74%	\$ 26,905.06	\$ 27,076.20	0.64%
MGS-S Customer 9054	\$ 19,662.78	\$ 19,979.29	1.61%	\$ 39,101.54	\$ 39,418.05	0.81%
MGS-S Customer 9055	\$ 4,904.03	\$ 4,996.04	1.88%	\$ 15,468.28	\$ 15,560.29	0.59%
MGS-S Customer 9056	\$ 3,960.45	\$ 4,041.63	2.05%	\$ 14,999.70	\$ 15,080.87	0.54%
MGS-S Customer 9057	\$ 8,523.33	\$ 8,677.28	1.81%	\$ 27,157.45	\$ 27,311.40	0.57%
MGS-S Customer 9058	\$ 7,608.36	\$ 7,745.27	1.80%	\$ 31,320.35	\$ 31,457.27	0.44%
MGS-S Customer 9059	\$ 4,732.87	\$ 4,828.80	2.03%	\$ 8,581.38	\$ 8,677.31	1.12%
MGS-S Customer 9060	\$ 3,369.96	\$ 3,438.80	2.04%	\$ 7,969.19	\$ 8,038.03	0.86%
MGS-S Customer 9061	\$ 6,724.06	\$ 6,843.44	1.78%	\$ 24,824.80	\$ 24,944.18	0.48%
MGS-S Customer 9062	\$ 13,682.99	\$ 13,907.74	1.64%	\$ 52,166.76	\$ 52,391.51	0.43%
MGS-S Customer 9063	\$ 5,980.09	\$ 6,088.49	1.81%	\$ 21,077.52	\$ 21,185.92	0.51%
MGS-S Customer 9064	\$ 4,323.14	\$ 4,409.60	2.00%	\$ 16,803.70	\$ 16,890.16	0.51%
MGS-S Customer 9065	\$ 41,965.13	\$ 42,618.61	1.56%	\$ 181,938.12	\$ 182,591.60	0.36%
MGS-S Customer 9066	\$ 4,003.68	\$ 4,086.31	2.06%	\$ 11,611.81	\$ 11,694.44	0.71%
MGS-S Customer 9067	\$ 12,111.02	\$ 12,317.69	1.71%	\$ 48,442.30	\$ 48,648.97	0.43%
MGS-S Customer 9068	\$ 2,288.68	\$ 2,344.25	2.43%	\$ 7,397.07	\$ 7,452.64	0.75%
MGS-S Customer 9069	\$ 5,251.39	\$ 5,351.74	1.91%	\$ 21,458.54	\$ 21,558.90	0.47%
MGS-S Customer 9070	\$ 4,551.27	\$ 4,639.38	1.94%	\$ 9,676.11	\$ 9,764.22	0.91%
MGS-S Customer 9071	\$ 6,874.95	\$ 7,000.00	1.82%	\$ 29,394.83	\$ 29,519.88	0.43%
MGS-S Customer 9072	\$ 3,485.09	\$ 3,559.42	2.13%	\$ 10,395.76	\$ 10,470.09	0.72%
MGS-S Customer 9073	\$ 9,021.20	\$ 9,181.16	1.77%	\$ 33,190.25	\$ 33,350.21	0.48%
MGS-S Customer 9074	\$ 4,491.89	\$ 4,582.73	2.02%	\$ 13,015.27	\$ 13,106.11	0.70%
MGS-S Customer 9075	\$ 11,826.61	\$ 12,032.21	1.74%	\$ 33,769.81	\$ 33,975.40	0.61%
MGS-S Customer 9076	\$ 3,222.21	\$ 3,292.89	2.19%	\$ 9,161.17	\$ 9,231.86	0.77%
MGS-S Customer 9077	\$ 7,434.54	\$ 7,564.62	1.75%	\$ 29,185.78	\$ 29,315.85	0.45%

Customer	Delivery 7/22 Prices	Delivery 8/23 Prices	Delivery % Difference	Bundled 7/22 Prices	Bundled 8/23 Prices	Bundled % Difference
MGS-S Customer 9078	\$ 54,005.70	\$ 54,848.69	1.56%	\$ 243,226.34	\$ 244,069.32	0.35%
MGS-S Customer 9079	\$ 5,338.83	\$ 5,441.19	1.92%	\$ 20,305.32	\$ 20,407.67	0.50%
MGS-S Customer 9080	\$ 6,912.50	\$ 7,041.38	1.86%	\$ 15,601.91	\$ 15,730.79	0.83%
MGS-S Customer 9081	\$ 4,717.66	\$ 4,812.14	2.00%	\$ 11,485.61	\$ 11,580.09	0.82%
MGS-S Customer 9082	\$ 3,540.64	\$ 3,617.35	2.17%	\$ 7,951.45	\$ 8,028.16	0.96%
MGS-S Customer 9083	\$ 5,679.86	\$ 5,785.28	1.86%	\$ 16,015.81	\$ 16,121.23	0.66%
MGS-S Customer 9084	\$ 15,468.53	\$ 15,728.25	1.68%	\$ 54,455.29	\$ 54,715.01	0.48%
MGS-S Customer 9085	\$ 1,916.69	\$ 1,961.97	2.36%	\$ 4,771.80	\$ 4,817.08	0.95%
MGS-S Customer 9086	\$ 10,458.89	\$ 10,640.69	1.74%	\$ 39,308.18	\$ 39,489.98	0.46%
MGS-S Customer 9087	\$ 18,881.41	\$ 19,189.67	1.63%	\$ 80,206.72	\$ 80,514.98	0.38%
MGS-S Customer 9088	\$ 4,266.93	\$ 4,349.43	1.93%	\$ 12,880.12	\$ 12,962.63	0.64%
MGS-S Customer 9089	\$ 26,360.34	\$ 26,779.88	1.59%	\$ 58,770.09	\$ 59,189.63	0.71%
MGS-S Customer 9090	\$ 6,941.60	\$ 7,072.67	1.89%	\$ 14,144.78	\$ 14,275.85	0.93%
MGS-S Customer 9091	\$ 3,646.00	\$ 3,718.97	2.00%	\$ 11,341.31	\$ 11,414.29	0.64%
MGS-S Customer 9092	\$ 13,308.67	\$ 13,534.19	1.69%	\$ 46,399.43	\$ 46,624.95	0.49%
MGS-S Customer 9093	\$ 1,773.75	\$ 1,814.83	2.32%	\$ 10,406.02	\$ 10,447.11	0.39%
MGS-S Customer 9094	\$ 5,443.75	\$ 5,549.68	1.95%	\$ 13,684.45	\$ 13,790.38	0.77%
MGS-S Customer 9095	\$ 7,363.78	\$ 7,494.17	1.77%	\$ 22,941.46	\$ 23,071.85	0.57%
MGS-S Customer 9096	\$ 7,002.10	\$ 7,125.73	1.77%	\$ 25,551.43	\$ 25,675.07	0.48%
MGS-S Customer 9097	\$ 16,297.83	\$ 16,557.01	1.59%	\$ 50,851.16	\$ 51,110.34	0.51%
MGS-S Customer 9098	\$ 50,123.84	\$ 50,930.21	1.61%	\$ 155,292.12	\$ 156,098.49	0.52%
MGS-S Customer 9099	\$ 8,075.09	\$ 8,220.08	1.80%	\$ 28,601.42	\$ 28,746.41	0.51%
MGS-S Customer 9100	\$ 5,379.84	\$ 5,479.10	1.85%	\$ 18,291.41	\$ 18,390.67	0.54%
MGS-S Customer 9101	\$ 4,656.71	\$ 4,750.94	2.02%	\$ 11,110.32	\$ 11,204.55	0.85%
MGS-S Customer 9102	\$ 3,805.62	\$ 3,886.08	2.11%	\$ 9,712.37	\$ 9,792.83	0.83%
MGS-S Customer 9103	\$ 12,601.14	\$ 12,819.03	1.73%	\$ 33,643.93	\$ 33,861.83	0.65%
MGS-S Customer 9104	\$ 1,930.40	\$ 1,980.71	2.61%	\$ 4,154.31	\$ 4,204.62	1.21%
MGS-S Customer 9105	\$ 5,459.09	\$ 5,563.44	1.91%	\$ 17,590.80	\$ 17,695.16	0.59%
MGS-S Customer 9106	\$ 3,232.02	\$ 3,302.86	2.19%	\$ 8,690.28	\$ 8,761.12	0.82%
MGS-S Customer 9107	\$ 7,734.22	\$ 7,872.45	1.79%	\$ 30,879.47	\$ 31,017.70	0.45%
MGS-S Customer 9108	\$ 6,268.61	\$ 6,386.99	1.89%	\$ 18,604.29	\$ 18,722.67	0.64%
MGS-S Customer 9109	\$ 5,827.19	\$ 5,938.08	1.90%	\$ 17,242.36	\$ 17,353.25	0.64%
MGS-S Customer 9110	\$ 2,982.85	\$ 3,046.74	2.14%	\$ 5,482.94	\$ 5,546.83	1.17%
MGS-S Customer 9111	\$ 6,690.09	\$ 6,810.21	1.80%	\$ 21,208.31	\$ 21,328.44	0.57%
MGS-S Customer 9112	\$ 3,895.66	\$ 3,978.15	2.12%	\$ 6,590.57	\$ 6,673.06	1.25%
MGS-S Customer 9113	\$ 5,843.53	\$ 5,955.05	1.91%	\$ 15,647.35	\$ 15,758.87	0.71%
MGS-S Customer 9114	\$ 7,180.35	\$ 7,313.07	1.85%	\$ 22,511.56	\$ 22,644.28	0.59%
MGS-S Customer 9115	\$ 2,242.48	\$ 2,294.19	2.31%	\$ 4,847.70	\$ 4,899.40	1.07%
MGS-S Customer 9116	\$ 3,027.52	\$ 3,094.77	2.22%	\$ 9,574.15	\$ 9,641.39	0.70%
MGS-S Customer 9117	\$ 5,631.53	\$ 5,741.85	1.96%	\$ 11,317.29	\$ 11,427.61	0.97%

Customer	Delivery 7/22 Prices	Delivery 8/23 Prices	Delivery % Difference	Bundled 7/22 Prices	Bundled 8/23 Prices	Bundled % Difference
MGS-S Customer 9118	\$ 10,267.70	\$ 10,447.36	1.75%	\$ 36,073.01	\$ 36,252.67	0.50%
MGS-S Customer 9119	\$ 6,661.27	\$ 6,784.01	1.84%	\$ 24,790.00	\$ 24,912.74	0.50%
MGS-S Customer 9120	\$ 5,564.34	\$ 5,671.84	1.93%	\$ 15,147.29	\$ 15,254.79	0.71%
MGS-S Customer 9121	\$ 4,841.37	\$ 4,937.42	1.98%	\$ 14,586.35	\$ 14,682.40	0.66%
MGS-S Customer 9122	\$ 4,835.56	\$ 4,926.73	1.89%	\$ 15,051.42	\$ 15,142.59	0.61%
MGS-S Customer 9123	\$ 2,485.34	\$ 2,540.77	2.23%	\$ 5,815.67	\$ 5,871.10	0.95%
MGS-S Customer 9124	\$ 3,971.83	\$ 4,050.49	1.98%	\$ 9,126.49	\$ 9,205.15	0.86%
MGS-S Customer 9125	\$ 6,147.57	\$ 6,262.62	1.87%	\$ 17,829.89	\$ 17,944.94	0.65%
MGS-S Customer 9126	\$ 4,341.05	\$ 4,423.39	1.90%	\$ 16,653.88	\$ 16,736.21	0.49%
MGS-S Customer 9127	\$ 4,623.99	\$ 4,710.18	1.86%	\$ 17,284.86	\$ 17,371.05	0.50%
MGS-S Customer 9128	\$ 3,860.77	\$ 3,941.80	2.10%	\$ 10,277.81	\$ 10,358.85	0.79%
MGS-S Customer 9129	\$ 4,969.63	\$ 5,065.94	1.94%	\$ 19,357.14	\$ 19,453.45	0.50%
MGS-S Customer 9130	\$ 4,545.72	\$ 4,632.37	1.91%	\$ 13,159.83	\$ 13,246.48	0.66%
MGS-S Customer 9131	\$ 3,000.53	\$ 3,062.72	2.07%	\$ 9,570.35	\$ 9,632.54	0.65%
MGS-S Customer 9132	\$ 7,636.37	\$ 7,775.23	1.82%	\$ 26,459.94	\$ 26,598.80	0.52%
MGS-S Customer 9133	\$ 4,740.18	\$ 4,829.24	1.88%	\$ 16,056.06	\$ 16,145.11	0.55%
MGS-S Customer 9134	\$ 5,198.50	\$ 5,295.30	1.86%	\$ 15,355.17	\$ 15,451.97	0.63%
MGS-S Customer 9135	\$ 5,550.86	\$ 5,658.41	1.94%	\$ 13,096.83	\$ 13,204.38	0.82%
MGS-S Customer 9136	\$ 11,117.77	\$ 11,309.81	1.73%	\$ 38,431.36	\$ 38,623.40	0.50%
MGS-S Customer 9137	\$ 28,535.45	\$ 28,997.03	1.62%	\$ 108,885.66	\$ 109,347.24	0.42%
MGS-S Customer 9138	\$ 6,759.93	\$ 6,886.70	1.88%	\$ 19,945.96	\$ 20,072.73	0.64%
MGS-S Customer 9139	\$ 5,186.19	\$ 5,282.95	1.87%	\$ 13,709.46	\$ 13,806.22	0.71%
MGS-S Customer 9140	\$ 60,961.84	\$ 61,919.84	1.57%	\$ 241,763.52	\$ 242,721.53	0.40%
MGS-S Customer 9141	\$ 25,547.91	\$ 25,963.05	1.62%	\$ 101,035.06	\$ 101,450.20	0.41%
MGS-S Customer 9142	\$ 5,804.92	\$ 5,912.30	1.85%	\$ 15,013.08	\$ 15,120.47	0.72%
MGS-S Customer 9143	\$ 6,735.98	\$ 6,860.09	1.84%	\$ 25,566.86	\$ 25,690.97	0.49%
MGS-S Customer 9144	\$ 35,800.66	\$ 36,368.61	1.59%	\$ 112,825.80	\$ 113,393.75	0.50%
MGS-S Customer 9145	\$ 9,142.30	\$ 9,306.64	1.80%	\$ 26,443.64	\$ 26,607.99	0.62%
MGS-S Customer 9146	\$ 4,204.74	\$ 4,291.65	2.07%	\$ 10,246.20	\$ 10,333.11	0.85%
MGS-S Customer 9147	\$ 24,828.70	\$ 25,235.33	1.64%	\$ 72,270.97	\$ 72,677.60	0.56%
MGS-S Customer 9148	\$ 5,214.51	\$ 5,311.75	1.86%	\$ 15,470.36	\$ 15,567.60	0.63%
MGS-S Customer 9149	\$ 3,680.28	\$ 3,758.74	2.13%	\$ 8,991.25	\$ 9,069.72	0.87%
MGS-S Customer 9150	\$ 16,872.03	\$ 17,151.90	1.66%	\$ 60,164.25	\$ 60,444.12	0.47%
MGS-S Customer 9151	\$ 8,417.57	\$ 8,568.97	1.80%	\$ 29,130.94	\$ 29,282.34	0.52%
MGS-S Customer 9152	\$ 9,104.49	\$ 9,265.54	1.77%	\$ 33,822.01	\$ 33,983.06	0.48%
MGS-S Customer 9153	\$ 23,632.43	\$ 24,030.74	1.69%	\$ 57,363.07	\$ 57,761.37	0.69%
MGS-S Customer 9154	\$ 6,543.58	\$ 6,660.23	1.78%	\$ 25,013.50	\$ 25,130.15	0.47%
MGS-S Customer 9155	\$ 4,016.97	\$ 4,096.50	1.98%	\$ 8,744.06	\$ 8,823.59	0.91%
MGS-S Customer 9156	\$ 5,209.44	\$ 5,306.44	1.86%	\$ 14,846.90	\$ 14,943.89	0.65%
MGS-S Customer 9157	\$ 5,412.86	\$ 5,518.04	1.94%	\$ 7,716.42	\$ 7,821.60	1.36%

Internal Use

Customer	Delivery 7/22 Prices	Delivery 8/23 Prices	Delivery % Difference	Bundled 7/22 Prices	Bundled 8/23 Prices	Bundled % Difference
MGS-S Customer 9158	\$ 4,341.29	\$ 4,424.42	1.91%	\$ 13,593.21	\$ 13,676.35	0.61%
MGS-S Customer 9159	\$ 14,212.23	\$ 14,438.09	1.59%	\$ 20,149.37	\$ 20,375.23	1.12%
MGS-S Customer 9160	\$ 14,347.46	\$ 14,588.76	1.68%	\$ 54,805.94	\$ 55,047.24	0.44%
MGS-S Customer 9161	\$ 7,533.50	\$ 7,665.80	1.76%	\$ 39,728.43	\$ 39,860.73	0.33%
MGS-S Customer 9162	\$ 28,456.70	\$ 28,923.18	1.64%	\$ 80,707.19	\$ 81,173.67	0.58%
MGS-S Customer 9163	\$ 4,831.14	\$ 4,927.42	1.99%	\$ 12,990.26	\$ 13,086.53	0.74%
MGS-S Customer 9164	\$ 6,100.88	\$ 6,216.55	1.90%	\$ 19,469.73	\$ 19,585.40	0.59%
MGS-S Customer 9165	\$ 3,990.75	\$ 4,070.60	2.00%	\$ 8,712.13	\$ 8,791.97	0.92%
MGS-S Customer 9166	\$ 3,588.27	\$ 3,661.33	2.04%	\$ 7,296.24	\$ 7,369.30	1.00%
MGS-S Customer 9167	\$ 8,732.17	\$ 8,891.68	1.83%	\$ 18,379.45	\$ 18,538.96	0.87%
MGS-S Customer 9168	\$ 7,614.43	\$ 7,749.78	1.78%	\$ 20,972.88	\$ 21,108.23	0.65%
MGS-S Customer 9169	\$ 3,602.80	\$ 3,674.16	1.98%	\$ 12,372.53	\$ 12,443.90	0.58%
MGS-S Customer 9170	\$ 10,152.79	\$ 10,330.97	1.75%	\$ 32,594.17	\$ 32,772.35	0.55%
MGS-S Customer 9171	\$ 16,140.19	\$ 16,406.19	1.65%	\$ 71,050.74	\$ 71,316.74	0.37%
MGS-S Customer 9172	\$ 13,619.30	\$ 13,851.18	1.70%	\$ 45,156.07	\$ 45,387.95	0.51%
MGS-S Customer 9173	\$ 6,797.59	\$ 6,924.85	1.87%	\$ 18,991.81	\$ 19,119.07	0.67%
MGS-S Customer 9174	\$ 6,219.76	\$ 6,338.38	1.91%	\$ 13,934.84	\$ 14,053.46	0.85%
MGS-S Customer 9175	\$ 3,433.34	\$ 3,507.40	2.16%	\$ 9,912.78	\$ 9,986.84	0.75%
MGS-S Customer 9176	\$ 4,149.46	\$ 4,236.85	2.11%	\$ 7,178.13	\$ 7,265.52	1.22%
MGS-S Customer 9177	\$ 4,997.52	\$ 5,091.12	1.87%	\$ 16,343.79	\$ 16,437.39	0.57%
MGS-S Customer 9178	\$ 11,275.55	\$ 11,472.73	1.75%	\$ 34,475.64	\$ 34,672.82	0.57%
MGS-S Customer 9179	\$ 4,879.69	\$ 4,973.22	1.92%	\$ 11,305.88	\$ 11,399.41	0.83%
MGS-S Customer 9180	\$ 5,192.23	\$ 5,290.25	1.89%	\$ 11,967.72	\$ 12,065.74	0.82%
MGS-S Customer 9181	\$ 4,527.01	\$ 4,611.44	1.87%	\$ 17,777.02	\$ 17,861.45	0.47%
MGS-S Customer 9182	\$ 6,818.90	\$ 6,949.35	1.91%	\$ 9,256.14	\$ 9,386.59	1.41%
MGS-S Customer 9183	\$ 14,643.78	\$ 14,892.06	1.70%	\$ 50,604.85	\$ 50,853.12	0.49%
MGS-S Customer 9184	\$ 4,168.67	\$ 4,249.24	1.93%	\$ 13,132.31	\$ 13,212.88	0.61%
MGS-S Customer 9185	\$ 5,240.87	\$ 5,343.77	1.96%	\$ 13,648.27	\$ 13,751.18	0.75%
MGS-S Customer 9186	\$ 5,474.03	\$ 5,580.88	1.95%	\$ 12,622.59	\$ 12,729.44	0.85%
MGS-S Customer 9187	\$ 3,344.80	\$ 3,416.31	2.14%	\$ 12,074.54	\$ 12,146.05	0.59%
MGS-S Customer 9188	\$ 31,423.20	\$ 31,928.82	1.61%	\$ 121,782.90	\$ 122,288.53	0.42%
MGS-S Customer 9189	\$ 61,669.01	\$ 62,621.34	1.54%	\$ 287,399.17	\$ 288,351.50	0.33%
MGS-S Customer 9190	\$ 11,576.12	\$ 11,772.38	1.70%	\$ 51,019.93	\$ 51,216.20	0.38%
MGS-S Customer 9191	\$ 3,223.41	\$ 3,291.29	2.11%	\$ 7,556.29	\$ 7,624.17	0.90%
MGS-S Customer 9192	\$ 2,954.89	\$ 3,021.60	2.26%	\$ 6,867.27	\$ 6,933.99	0.97%
MGS-S Customer 9193	\$ 7,250.46	\$ 7,384.95	1.85%	\$ 18,763.67	\$ 18,898.16	0.72%
MGS-S Customer 9194	\$ 7,256.64	\$ 7,390.11	1.84%	\$ 24,068.36	\$ 24,201.84	0.55%
MGS-S Customer 9195	\$ 4,494.23	\$ 4,580.84	1.93%	\$ 10,870.14	\$ 10,956.75	0.80%
MGS-S Customer 9196	\$ 7,512.72	\$ 7,650.19	1.83%	\$ 24,101.98	\$ 24,239.45	0.57%
MGS-S Customer 9197	\$ 4,332.37	\$ 4,414.90	1.90%	\$ 15,245.35	\$ 15,327.88	0.54%

Internal Use

Customer	Delivery 7/22 Prices	Delivery 8/23 Prices	Delivery % Difference	Bundled 7/22 Prices	Bundled 8/23 Prices	Bundled % Difference
MGS-S Customer 9198	\$ 6,963.60	\$ 7,086.31	1.76%	\$ 26,282.39	\$ 26,405.10	0.47%
MGS-S Customer 9199	\$ 5,147.35	\$ 5,244.00	1.88%	\$ 14,244.68	\$ 14,341.33	0.68%
MGS-S Customer 9200	\$ 9,121.08	\$ 9,284.45	1.79%	\$ 28,262.53	\$ 28,425.90	0.58%
MGS-S Customer 9201	\$ 7,013.28	\$ 7,141.55	1.83%	\$ 26,249.46	\$ 26,377.72	0.49%
MGS-S Customer 9202	\$ 41,052.78	\$ 41,708.70	1.60%	\$ 77,320.06	\$ 77,975.99	0.85%
MGS-S Customer 9203	\$ 15,272.05	\$ 15,529.91	1.69%	\$ 54,222.25	\$ 54,480.11	0.48%
MGS-S Customer 9204	\$ 4,273.98	\$ 4,360.74	2.03%	\$ 14,150.47	\$ 14,237.23	0.61%
MGS-S Customer 9205	\$ 4,269.00	\$ 4,357.77	2.08%	\$ 7,791.52	\$ 7,880.29	1.14%
MGS-S Customer 9206	\$ 3,974.49	\$ 4,056.57	2.07%	\$ 12,418.58	\$ 12,500.65	0.66%
MGS-S Customer 9207	\$ 4,973.03	\$ 5,071.74	1.98%	\$ 13,197.95	\$ 13,296.67	0.75%
MGS-S Customer 9208	\$ 2,545.14	\$ 2,604.77	2.34%	\$ 8,121.20	\$ 8,180.84	0.73%
MGS-S Customer 9209	\$ 4,166.69	\$ 4,253.13	2.07%	\$ 9,744.59	\$ 9,831.03	0.89%
MGS-S Customer 9210	\$ 30,982.63	\$ 31,482.85	1.61%	\$ 103,946.84	\$ 104,447.06	0.48%
MGS-S Customer 9211	\$ 5,319.95	\$ 5,423.00	1.94%	\$ 15,580.83	\$ 15,683.88	0.66%
MGS-S Customer 9212	\$ 9,432.80	\$ 9,598.33	1.75%	\$ 36,563.57	\$ 36,729.10	0.45%
MGS-S Customer 9213	\$ 4,835.01	\$ 4,932.70	2.02%	\$ 5,648.11	\$ 5,745.80	1.73%
MGS-S Customer 9214	\$ 3,874.78	\$ 3,956.03	2.10%	\$ 9,221.87	\$ 9,303.11	0.88%
MGS-S Customer 9215	\$ 932.11	\$ 962.11	3.22%	\$ 2,082.75	\$ 2,112.75	1.44%
MGS-S Customer 9216	\$ 3,473.07	\$ 3,547.84	2.15%	\$ 9,012.57	\$ 9,087.34	0.83%
MGS-S Customer 9217	\$ 11,671.47	\$ 11,874.87	1.74%	\$ 28,477.37	\$ 28,680.77	0.71%
MGS-S Customer 9218	\$ 5,990.89	\$ 6,102.35	1.86%	\$ 24,556.45	\$ 24,667.91	0.45%
MGS-S Customer 9219	\$ 8,481.33	\$ 8,630.84	1.76%	\$ 36,270.25	\$ 36,419.76	0.41%
MGS-S Customer 9220	\$ 17,224.54	\$ 17,509.31	1.65%	\$ 65,187.86	\$ 65,472.63	0.44%
MGS-S Customer 9221	\$ 45,002.28	\$ 45,689.74	1.53%	\$ 104,519.93	\$ 105,207.40	0.66%
MGS-S Customer 9222	\$ 4,919.30	\$ 5,013.37	1.91%	\$ 10,545.64	\$ 10,639.71	0.89%
MGS-S Customer 9223	\$ 9,626.24	\$ 9,797.40	1.78%	\$ 31,066.68	\$ 31,237.83	0.55%
MGS-S Customer 9224	\$ 4,209.41	\$ 4,295.33	2.04%	\$ 10,885.26	\$ 10,971.18	0.79%
MGS-S Customer 9225	\$ 11,857.03	\$ 12,060.98	1.72%	\$ 41,062.82	\$ 41,266.77	0.50%
MGS-S Customer 9226	\$ 93,824.27	\$ 95,308.11	1.58%	\$ 254,341.87	\$ 255,825.71	0.58%
MGS-S Customer 9227	\$ 44,499.07	\$ 45,219.08	1.62%	\$ 130,663.01	\$ 131,383.03	0.55%
MGS-S Customer 9228	\$ 6,399.88	\$ 6,520.40	1.88%	\$ 19,713.88	\$ 19,834.40	0.61%
MGS-S Customer 9229	\$ 8,545.63	\$ 8,702.16	1.83%	\$ 19,058.46	\$ 19,214.99	0.82%
MGS-S Customer 9230	\$ 11,125.79	\$ 11,320.82	1.75%	\$ 30,294.66	\$ 30,489.69	0.64%
MGS-S Customer 9231	\$ 12,231.68	\$ 12,442.90	1.73%	\$ 39,848.18	\$ 40,059.40	0.53%
MGS-S Customer 9232	\$ 8,994.23	\$ 9,153.41	1.77%	\$ 33,099.29	\$ 33,258.47	0.48%
MGS-S Customer 9233	\$ 4,001.96	\$ 4,084.53	2.06%	\$ 11,794.17	\$ 11,876.74	0.70%
MGS-S Customer 9234	\$ 22,004.50	\$ 22,370.75	1.66%	\$ 70,118.65	\$ 70,484.89	0.52%
MGS-S Customer 9235	\$ 5,826.11	\$ 5,937.27	1.91%	\$ 18,595.99	\$ 18,707.15	0.60%
MGS-S Customer 9236	\$ 12,337.06	\$ 12,550.60	1.73%	\$ 35,194.36	\$ 35,407.90	0.61%
MGS-S Customer 9237	\$ 7,219.47	\$ 7,351.76	1.83%	\$ 26,486.84	\$ 26,619.13	0.50%

Customer	Delivery 7/22 Prices	Delivery 8/23 Prices	Delivery % Difference	Bundled 7/22 Prices	Bundled 8/23 Prices	Bundled % Difference
MGS-S Customer 9238	\$ 7,437.35	\$ 7,572.24	1.81%	\$ 24,394.08	\$ 24,528.97	0.55%
MGS-S Customer 9239	\$ 5,031.97	\$ 5,127.05	1.89%	\$ 12,463.68	\$ 12,558.76	0.76%
MGS-S Customer 9240	\$ 2,504.53	\$ 2,563.48	2.35%	\$ 8,273.93	\$ 8,332.88	0.71%
MGS-S Customer 9241	\$ 4,603.93	\$ 4,692.31	1.92%	\$ 11,487.17	\$ 11,575.55	0.77%
MGS-S Customer 9242	\$ 36,574.88	\$ 37,158.29	1.60%	\$ 147,584.31	\$ 148,167.73	0.40%
MGS-S Customer 9243	\$ 3,560.28	\$ 3,636.66	2.15%	\$ 7,883.33	\$ 7,959.71	0.97%
MGS-S Customer 9244	\$ 2,887.55	\$ 2,948.99	2.13%	\$ 6,863.24	\$ 6,924.68	0.90%
MGS-S Customer 9245	\$ 3,615.90	\$ 3,689.82	2.04%	\$ 7,520.41	\$ 7,594.32	0.98%
MGS-S Customer 9246	\$ 3,319.06	\$ 3,388.24	2.08%	\$ 6,561.41	\$ 6,630.59	1.05%
MGS-S Customer 9247	\$ 20,695.57	\$ 21,036.92	1.65%	\$ 72,818.09	\$ 73,159.43	0.47%
MGS-S Customer 9248	\$ 5,379.67	\$ 5,485.34	1.96%	\$ 13,720.91	\$ 13,826.59	0.77%
MGS-S Customer 9249	\$ 14,474.39	\$ 14,718.94	1.69%	\$ 53,643.98	\$ 53,888.52	0.46%
MGS-S Customer 9250	\$ 6,015.60	\$ 6,123.07	1.79%	\$ 24,862.25	\$ 24,969.72	0.43%
MGS-S Customer 9251	\$ 6,936.87	\$ 7,061.48	1.80%	\$ 17,120.05	\$ 17,244.66	0.73%
MGS-S Customer 9252	\$ 6,618.11	\$ 6,738.30	1.82%	\$ 15,640.37	\$ 15,760.56	0.77%
MGS-S Customer 9253	\$ 7,699.14	\$ 7,840.81	1.84%	\$ 21,814.82	\$ 21,956.49	0.65%
MGS-S Customer 9254	\$ 9,985.07	\$ 10,160.90	1.76%	\$ 34,163.26	\$ 34,339.09	0.51%
MGS-S Customer 9255	\$ 4,713.32	\$ 4,807.95	2.01%	\$ 13,113.99	\$ 13,208.61	0.72%
MGS-S Customer 9256	\$ 9,524.58	\$ 9,694.28	1.78%	\$ 29,406.46	\$ 29,576.16	0.58%
MGS-S Customer 9257	\$ 8,116.79	\$ 8,262.58	1.80%	\$ 29,826.89	\$ 29,972.68	0.49%
MGS-S Customer 9258	\$ 2,366.83	\$ 2,420.59	2.27%	\$ 2,713.05	\$ 2,766.81	1.98%
MGS-S Customer 9259	\$ 2,834.88	\$ 2,895.41	2.14%	\$ 8,008.51	\$ 8,069.04	0.76%
MGS-S Customer 9260	\$ 7,785.38	\$ 7,926.90	1.82%	\$ 25,391.13	\$ 25,532.65	0.56%
MGS-S Customer 9261	\$ 5,395.66	\$ 5,495.97	1.86%	\$ 14,454.49	\$ 14,554.79	0.69%
MGS-S Customer 9262	\$ 4,353.56	\$ 4,437.00	1.92%	\$ 14,223.09	\$ 14,306.52	0.59%
MGS-S Customer 9263	\$ 826.30	\$ 849.10	2.76%	\$ 18,730.84	\$ 18,753.65	0.12%
MGS-S Customer 9264	\$ 6,473.58	\$ 6,596.12	1.89%	\$ 14,312.07	\$ 14,434.61	0.86%
MGS-S Customer 9265	\$ 2,483.45	\$ 2,537.05	2.16%	\$ 10,983.86	\$ 11,037.47	0.49%
MGS-S Customer 9266	\$ 5,916.08	\$ 6,022.82	1.80%	\$ 22,379.07	\$ 22,485.81	0.48%
MGS-S Customer 9267	\$ 4,977.17	\$ 5,072.28	1.91%	\$ 11,357.66	\$ 11,452.76	0.84%
MGS-S Customer 9268	\$ 13,156.75	\$ 13,372.58	1.64%	\$ 53,002.78	\$ 53,218.61	0.41%
MGS-S Customer 9269	\$ 4,121.04	\$ 4,202.20	1.97%	\$ 10,232.66	\$ 10,313.82	0.79%
MGS-S Customer 9270	\$ 3,100.68	\$ 3,169.04	2.20%	\$ 9,523.10	\$ 9,591.46	0.72%
MGS-S Customer 9271	\$ 13,337.02	\$ 13,563.92	1.70%	\$ 43,187.26	\$ 43,414.16	0.53%
MGS-S Customer 9272	\$ 4,506.40	\$ 4,596.67	2.00%	\$ 14,904.96	\$ 14,995.23	0.61%
MGS-S Customer 9273	\$ 3,016.60	\$ 3,083.45	2.22%	\$ 9,399.71	\$ 9,466.56	0.71%
MGS-S Customer 9274	\$ 4,528.84	\$ 4,616.32	1.93%	\$ 9,586.49	\$ 9,673.97	0.91%
MGS-S Customer 9275	\$ 2,611.66	\$ 2,671.97	2.31%	\$ 8,352.72	\$ 8,413.03	0.72%
MGS-S Customer 9276	\$ 17,452.69	\$ 17,735.94	1.62%	\$ 70,884.08	\$ 71,167.33	0.40%
MGS-S Customer 9277	\$ 6,601.55	\$ 6,723.45	1.85%	\$ 24,540.94	\$ 24,662.85	0.50%

Internal Use

Customer	Delivery 7/22 Prices	Delivery 8/23 Prices	Delivery % Difference	Bundled 7/22 Prices	Bundled 8/23 Prices	Bundled % Difference
MGS-S Customer 9278	\$ 1,900.98	\$ 1,946.26	2.38%	\$ 5,407.84	\$ 5,453.13	0.84%
MGS-S Customer 9279	\$ 4,106.95	\$ 4,193.04	2.10%	\$ 6,707.59	\$ 6,793.68	1.28%
MGS-S Customer 9280	\$ 12,667.83	\$ 12,880.39	1.68%	\$ 63,821.39	\$ 64,033.95	0.33%
MGS-S Customer 9281	\$ 7,629.96	\$ 7,768.19	1.81%	\$ 28,334.54	\$ 28,472.77	0.49%
MGS-S Customer 9282	\$ 3,809.49	\$ 3,885.05	1.98%	\$ 10,534.36	\$ 10,609.92	0.72%
MGS-S Customer 9283	\$ 3,854.95	\$ 3,935.79	2.10%	\$ 10,610.21	\$ 10,691.06	0.76%
MGS-S Customer 9284	\$ 10,203.32	\$ 10,381.18	1.74%	\$ 26,567.48	\$ 26,745.34	0.67%
MGS-S Customer 9285	\$ 7,570.00	\$ 7,709.04	1.84%	\$ 21,048.55	\$ 21,187.58	0.66%
MGS-S Customer 9286	\$ 13,030.72	\$ 13,249.06	1.68%	\$ 58,909.87	\$ 59,128.21	0.37%
MGS-S Customer 9287	\$ 9,535.43	\$ 9,702.99	1.76%	\$ 36,300.55	\$ 36,468.11	0.46%
MGS-S Customer 9288	\$ 6,630.85	\$ 6,753.99	1.86%	\$ 22,327.13	\$ 22,450.28	0.55%
MGS-S Customer 9289	\$ 4,400.36	\$ 4,484.21	1.91%	\$ 13,937.60	\$ 14,021.46	0.60%
MGS-S Customer 9290	\$ 7,810.78	\$ 7,947.07	1.74%	\$ 28,719.31	\$ 28,855.61	0.47%
MGS-S Customer 9291	\$ 5,846.60	\$ 5,954.01	1.84%	\$ 16,907.33	\$ 17,014.73	0.64%
MGS-S Customer 9292	\$ 4,461.46	\$ 4,551.88	2.03%	\$ 10,550.34	\$ 10,640.76	0.86%
MGS-S Customer 9293	\$ 59,878.07	\$ 60,832.09	1.59%	\$ 189,368.43	\$ 190,322.45	0.50%
MGS-S Customer 9294	\$ 6,391.37	\$ 6,507.21	1.81%	\$ 17,840.59	\$ 17,956.43	0.65%
MGS-S Customer 9295	\$ 5,718.33	\$ 5,828.04	1.92%	\$ 17,544.96	\$ 17,654.67	0.63%
MGS-S Customer 9296	\$ 4,842.04	\$ 4,931.54	1.85%	\$ 20,248.55	\$ 20,338.05	0.44%
MGS-S Customer 9297	\$ 9,833.99	\$ 10,005.68	1.75%	\$ 38,125.67	\$ 38,297.36	0.45%
MGS-S Customer 9298	\$ 31,119.72	\$ 31,623.52	1.62%	\$ 104,751.23	\$ 105,255.03	0.48%
MGS-S Customer 9299	\$ 2,780.11	\$ 2,838.30	2.09%	\$ 10,074.71	\$ 10,132.89	0.58%
MGS-S Customer 9300	\$ 4,310.80	\$ 4,393.64	1.92%	\$ 14,335.49	\$ 14,418.33	0.58%
MGS-S Customer 9301	\$ 37,864.62	\$ 38,468.26	1.59%	\$ 152,471.07	\$ 153,074.72	0.40%
MGS-S Customer 9302	\$ 55,041.53	\$ 55,907.62	1.57%	\$ 224,672.80	\$ 225,538.89	0.39%
MGS-S Customer 9303	\$ 6,313.63	\$ 6,433.33	1.90%	\$ 16,761.90	\$ 16,881.60	0.71%
MGS-S Customer 9304	\$ 4,749.77	\$ 4,844.67	2.00%	\$ 12,846.49	\$ 12,941.39	0.74%
MGS-S Customer 9305	\$ 43,650.00	\$ 44,347.04	1.60%	\$ 157,712.56	\$ 158,409.60	0.44%
MGS-S Customer 9306	\$ 5,544.67	\$ 5,651.77	1.93%	\$ 16,338.47	\$ 16,445.57	0.66%
MGS-S Customer 9307	\$ 16,335.17	\$ 16,609.32	1.68%	\$ 57,366.80	\$ 57,640.95	0.48%
MGS-S Customer 9308	\$ 12,979.24	\$ 13,198.03	1.69%	\$ 54,868.30	\$ 55,087.09	0.40%
MGS-S Customer 9309	\$ 13,735.30	\$ 13,967.67	1.69%	\$ 37,538.71	\$ 37,771.08	0.62%
MGS-S Customer 9310	\$ 20,427.56	\$ 20,768.83	1.67%	\$ 55,035.74	\$ 55,377.01	0.62%
MGS-S Customer 9311	\$ 2,862.16	\$ 2,925.84	2.22%	\$ 11,983.83	\$ 12,047.51	0.53%
MGS-S Customer 9312	\$ 8,130.57	\$ 8,276.22	1.79%	\$ 30,962.05	\$ 31,107.70	0.47%
MGS-S Customer 9313	\$ 3,175.38	\$ 3,245.48	2.21%	\$ 7,759.64	\$ 7,829.74	0.90%
MGS-S Customer 9314	\$ 7,216.47	\$ 7,347.74	1.82%	\$ 15,918.79	\$ 16,050.06	0.82%
MGS-S Customer 9315	\$ 5,798.57	\$ 5,905.53	1.84%	\$ 16,036.13	\$ 16,143.10	0.67%
MGS-S Customer 9316	\$ 7,253.90	\$ 7,384.84	1.81%	\$ 17,498.56	\$ 17,629.49	0.75%
MGS-S Customer 9317	\$ 6,861.06	\$ 6,982.00	1.76%	\$ 27,133.27	\$ 27,254.20	0.45%

Internal Use

Customer	Delivery 7/22 Prices	Delivery 8/23 Prices	Delivery % Difference	Bundled 7/22 Prices	Bundled 8/23 Prices	Bundled % Difference
MGS-S Customer 9318	\$ 11,893.15	\$ 12,098.46	1.73%	\$ 41,729.67	\$ 41,934.99	0.49%
MGS-S Customer 9319	\$ 4,016.56	\$ 4,093.87	1.92%	\$ 15,670.20	\$ 15,747.51	0.49%
MGS-S Customer 9320	\$ 4,842.22	\$ 4,937.95	1.98%	\$ 15,345.11	\$ 15,440.84	0.62%
MGS-S Customer 9321	\$ 2,143.35	\$ 2,198.00	2.55%	\$ 5,297.03	\$ 5,351.68	1.03%
MGS-S Customer 9322	\$ 2,402.97	\$ 2,460.86	2.41%	\$ 5,997.25	\$ 6,055.14	0.97%
MGS-S Customer 9323	\$ 4,721.17	\$ 4,810.40	1.89%	\$ 15,658.71	\$ 15,747.95	0.57%
MGS-S Customer 9324	\$ 6,352.06	\$ 6,468.50	1.83%	\$ 16,340.65	\$ 16,457.09	0.71%
MGS-S Customer 9325	\$ 4,054.24	\$ 4,137.02	2.04%	\$ 14,956.82	\$ 15,039.60	0.55%
MGS-S Customer 9326	\$ 6,109.14	\$ 6,219.74	1.81%	\$ 20,791.45	\$ 20,902.05	0.53%
MGS-S Customer 9327	\$ 5,061.54	\$ 5,156.38	1.87%	\$ 14,156.93	\$ 14,251.77	0.67%
MGS-S Customer 9328	\$ 33,824.90	\$ 34,361.12	1.59%	\$ 150,579.51	\$ 151,115.73	0.36%
MGS-S Customer 9329	\$ 4,457.71	\$ 4,544.97	1.96%	\$ 7,095.71	\$ 7,182.98	1.23%
MGS-S Customer 9330	\$ 2,783.81	\$ 2,846.78	2.26%	\$ 8,865.49	\$ 8,928.46	0.71%
MGS-S Customer 9331	\$ 6,812.89	\$ 6,939.81	1.86%	\$ 20,008.06	\$ 20,134.98	0.63%
MGS-S Customer 9332	\$ 5,304.17	\$ 5,400.92	1.82%	\$ 20,799.12	\$ 20,895.87	0.47%
MGS-S Customer 9333	\$ 608.48	\$ 638.12	4.87%	\$ 1,018.35	\$ 1,047.98	2.91%
MGS-S Customer 9334	\$ 5,004.00	\$ 5,103.18	1.98%	\$ 12,655.78	\$ 12,754.96	0.78%
MGS-S Customer 9335	\$ 7,331.39	\$ 7,465.17	1.82%	\$ 26,524.95	\$ 26,658.72	0.50%
MGS-S Customer 9336	\$ 7,264.44	\$ 7,391.30	1.75%	\$ 29,681.03	\$ 29,807.89	0.43%
MGS-S Customer 9337	\$ 6,831.79	\$ 6,953.96	1.79%	\$ 22,171.23	\$ 22,293.40	0.55%
MGS-S Customer 9338	\$ 12,714.28	\$ 12,932.74	1.72%	\$ 20,609.90	\$ 20,828.36	1.06%
MGS-S Customer 9339	\$ 3,704.38	\$ 3,783.36	2.13%	\$ 9,106.76	\$ 9,185.75	0.87%
MGS-S Customer 9340	\$ 9,147.77	\$ 9,308.68	1.76%	\$ 31,497.74	\$ 31,658.65	0.51%
MGS-S Customer 9341	\$ 4,496.50	\$ 4,584.19	1.95%	\$ 11,523.71	\$ 11,611.41	0.76%
MGS-S Customer 9342	\$ 8,370.29	\$ 8,519.61	1.78%	\$ 22,502.42	\$ 22,651.74	0.66%
MGS-S Customer 9343	\$ 13,853.34	\$ 14,091.53	1.72%	\$ 36,386.14	\$ 36,624.33	0.65%
MGS-S Customer 9344	\$ 6,350.82	\$ 6,472.06	1.91%	\$ 14,609.79	\$ 14,731.04	0.83%
MGS-S Customer 9345	\$ 16,988.19	\$ 17,271.44	1.67%	\$ 52,912.68	\$ 53,195.94	0.54%
MGS-S Customer 9346	\$ 6,445.96	\$ 6,568.67	1.90%	\$ 14,994.03	\$ 15,116.73	0.82%
MGS-S Customer 9347	\$ 1,561.89	\$ 1,602.04	2.57%	\$ 4,072.15	\$ 4,112.30	0.99%
MGS-S Customer 9348	\$ 3,742.83	\$ 3,817.43	1.99%	\$ 10,175.87	\$ 10,250.47	0.73%
MGS-S Customer 9349	\$ 19,777.60	\$ 20,111.02	1.69%	\$ 50,875.59	\$ 51,209.02	0.66%
MGS-S Customer 9350	\$ 7,546.14	\$ 7,685.87	1.85%	\$ 21,037.59	\$ 21,177.32	0.66%
MGS-S Customer 9351	\$ 21,143.44	\$ 21,494.75	1.66%	\$ 61,967.56	\$ 62,318.87	0.57%
MGS-S Customer 9352	\$ 3,278.22	\$ 3,350.58	2.21%	\$ 7,629.38	\$ 7,701.74	0.95%
MGS-S Customer 9353	\$ 3,878.78	\$ 3,960.68	2.11%	\$ 9,688.86	\$ 9,770.76	0.85%
MGS-S Customer 9354	\$ 6,772.98	\$ 6,893.21	1.78%	\$ 24,234.07	\$ 24,354.30	0.50%
MGS-S Customer 9355	\$ 4,033.26	\$ 4,111.98	1.95%	\$ 11,585.28	\$ 11,664.01	0.68%
MGS-S Customer 9356	\$ 5,114.45	\$ 5,212.91	1.93%	\$ 19,899.03	\$ 19,997.49	0.49%
MGS-S Customer 9357	\$ 5,588.84	\$ 5,697.47	1.94%	\$ 13,256.28	\$ 13,364.90	0.82%

Internal Use

Customer	Delivery 7/22 Prices	Delivery 8/23 Prices	Delivery % Difference	Bundled 7/22 Prices	Bundled 8/23 Prices	Bundled % Difference
MGS-S Customer 9358	\$ 3,703.94	\$ 3,777.56	1.99%	\$ 11,595.56	\$ 11,669.18	0.63%
MGS-S Customer 9359	\$ 6,687.16	\$ 6,817.53	1.95%	\$ 9,264.94	\$ 9,395.32	1.41%
MGS-S Customer 9360	\$ 4,467.54	\$ 4,557.65	2.02%	\$ 13,824.82	\$ 13,914.93	0.65%
MGS-S Customer 9361	\$ 12,628.40	\$ 12,842.78	1.70%	\$ 51,505.47	\$ 51,719.85	0.42%
MGS-S Customer 9362	\$ 7,665.72	\$ 7,805.32	1.82%	\$ 26,478.09	\$ 26,617.69	0.53%
MGS-S Customer 9363	\$ 12,843.00	\$ 13,064.47	1.72%	\$ 39,909.78	\$ 40,131.25	0.55%
MGS-S Customer 9364	\$ 8,470.45	\$ 8,616.38	1.72%	\$ 45,720.52	\$ 45,866.45	0.32%
MGS-S Customer 9365	\$ 9,267.28	\$ 9,429.26	1.75%	\$ 38,002.54	\$ 38,164.52	0.43%
MGS-S Customer 9366	\$ 3,761.17	\$ 3,839.44	2.08%	\$ 12,660.60	\$ 12,738.87	0.62%
MGS-S Customer 9367	\$ 24,171.18	\$ 24,558.37	1.60%	\$ 109,585.55	\$ 109,972.75	0.35%
MGS-S Customer 9368	\$ 6,423.40	\$ 6,537.99	1.78%	\$ 24,633.15	\$ 24,747.73	0.47%
MGS-S Customer 9369	\$ 4,102.43	\$ 4,182.51	1.95%	\$ 11,399.42	\$ 11,479.50	0.70%
MGS-S Customer 9370	\$ 3,702.12	\$ 3,775.99	2.00%	\$ 10,423.57	\$ 10,497.44	0.71%
MGS-S Customer 9371	\$ 28,930.44	\$ 29,404.50	1.64%	\$ 95,294.78	\$ 95,768.84	0.50%
MGS-S Customer 9372	\$ 6,857.07	\$ 6,982.20	1.82%	\$ 17,204.79	\$ 17,329.92	0.73%
MGS-S Customer 9373	\$ 10,164.37	\$ 10,347.90	1.81%	\$ 21,526.75	\$ 21,710.28	0.85%
MGS-S Customer 9374	\$ 3,716.25	\$ 3,795.25	2.13%	\$ 9,043.91	\$ 9,122.91	0.87%
MGS-S Customer 9375	\$ 7,814.56	\$ 7,950.60	1.74%	\$ 30,113.35	\$ 30,249.38	0.45%
MGS-S Customer 9376	\$ 56,620.36	\$ 57,515.02	1.58%	\$ 196,787.60	\$ 197,682.26	0.45%
MGS-S Customer 9377	\$ 11,615.52	\$ 11,817.45	1.74%	\$ 32,064.14	\$ 32,266.08	0.63%
MGS-S Customer 9378	\$ 32,108.61	\$ 32,612.43	1.57%	\$ 103,655.94	\$ 104,159.77	0.49%
MGS-S Customer 9379	\$ 8,030.79	\$ 8,174.81	1.79%	\$ 15,796.95	\$ 15,940.97	0.91%
MGS-S Customer 9380	\$ 1,054.79	\$ 1,091.50	3.48%	\$ 1,781.50	\$ 1,818.22	2.06%
MGS-S Customer 9381	\$ 19,479.72	\$ 19,805.45	1.67%	\$ 57,104.46	\$ 57,430.19	0.57%
MGS-S Customer 9382	\$ 4,808.82	\$ 4,902.26	1.94%	\$ 19,024.59	\$ 19,118.03	0.49%
MGS-S Customer 9383	\$ 3,617.55	\$ 3,690.15	2.01%	\$ 9,671.70	\$ 9,744.30	0.75%
MGS-S Customer 9384	\$ 15,080.82	\$ 15,335.55	1.69%	\$ 52,399.33	\$ 52,654.06	0.49%
MGS-S Customer 9385	\$ 6,232.06	\$ 6,344.27	1.80%	\$ 20,224.45	\$ 20,336.66	0.55%
MGS-S Customer 9386	\$ 5,454.01	\$ 5,553.57	1.83%	\$ 20,096.44	\$ 20,196.00	0.50%
MGS-S Customer 9387	\$ 4,401.34	\$ 4,485.99	1.92%	\$ 12,234.00	\$ 12,318.65	0.69%
MGS-S Customer 9388	\$ 6,839.64	\$ 6,961.13	1.78%	\$ 24,003.88	\$ 24,125.36	0.51%
MGS-S Customer 9389	\$ 7,639.39	\$ 7,780.80	1.85%	\$ 20,959.34	\$ 21,100.74	0.67%
MGS-S Customer 9390	\$ 7,068.96	\$ 7,197.63	1.82%	\$ 28,206.25	\$ 28,334.92	0.46%
MGS-S Customer 9391	\$ 43,365.53	\$ 44,074.94	1.64%	\$ 101,155.52	\$ 101,864.93	0.70%
MGS-S Customer 9392	\$ 34,917.23	\$ 35,488.90	1.64%	\$ 95,207.31	\$ 95,778.98	0.60%
MGS-S Customer 9393	\$ 3,239.32	\$ 3,310.51	2.20%	\$ 8,446.66	\$ 8,517.85	0.84%
MGS-S Customer 9394	\$ 2,208.45	\$ 2,262.97	2.47%	\$ 5,204.55	\$ 5,259.08	1.05%
MGS-S Customer 9395	\$ 58,878.61	\$ 59,791.96	1.55%	\$ 265,650.14	\$ 266,563.49	0.34%
MGS-S Customer 9396	\$ 3,453.16	\$ 3,526.79	2.13%	\$ 11,329.01	\$ 11,402.64	0.65%
MGS-S Customer 9397	\$ 12,089.33	\$ 12,295.96	1.71%	\$ 48,608.00	\$ 48,814.63	0.43%

Internal Use

Customer	Delivery 7/22 Prices	Delivery 8/23 Prices	Delivery % Difference	Bundled 7/22 Prices	Bundled 8/23 Prices	Bundled % Difference
MGS-S Customer 9398	\$ 2,871.47	\$ 2,929.84	2.03%	\$ 14,453.35	\$ 14,511.72	0.40%
MGS-S Customer 9399	\$ 4,731.98	\$ 4,825.55	1.98%	\$ 15,056.84	\$ 15,150.41	0.62%
MGS-S Customer 9400	\$ 5,874.43	\$ 5,987.88	1.93%	\$ 14,653.31	\$ 14,766.76	0.77%
MGS-S Customer 9401	\$ 4,418.06	\$ 4,507.06	2.01%	\$ 12,769.59	\$ 12,858.59	0.70%
MGS-S Customer 9402	\$ 5,625.89	\$ 5,737.02	1.98%	\$ 8,107.24	\$ 8,218.37	1.37%
MGS-S Customer 9403	\$ 6,978.36	\$ 7,108.52	1.87%	\$ 19,473.44	\$ 19,603.59	0.67%
MGS-S Customer 9404	\$ 5,653.88	\$ 5,757.29	1.83%	\$ 18,952.11	\$ 19,055.52	0.55%
MGS-S Customer 9405	\$ 9,086.66	\$ 9,243.61	1.73%	\$ 31,166.06	\$ 31,323.01	0.50%
MGS-S Customer 9406	\$ 3,610.67	\$ 3,679.87	1.92%	\$ 16,607.93	\$ 16,677.13	0.42%
MGS-S Customer 9407	\$ 3,723.30	\$ 3,801.99	2.11%	\$ 10,704.81	\$ 10,783.50	0.74%
MGS-S Customer 9408	\$ 19,314.91	\$ 19,638.21	1.67%	\$ 60,696.64	\$ 61,019.94	0.53%
MGS-S Customer 9409	\$ 5,981.48	\$ 6,091.06	1.83%	\$ 16,858.24	\$ 16,967.82	0.65%
MGS-S Customer 9410	\$ 7,261.07	\$ 7,394.67	1.84%	\$ 7,876.60	\$ 8,010.21	1.70%
MGS-S Customer 9411	\$ 3,352.73	\$ 3,420.97	2.04%	\$ 9,064.31	\$ 9,132.55	0.75%
MGS-S Customer 9412	\$ 3,893.91	\$ 3,976.66	2.13%	\$ 7,947.99	\$ 8,030.73	1.04%
MGS-S Customer 9413	\$ 9,615.52	\$ 9,779.79	1.71%	\$ 27,817.72	\$ 27,981.99	0.59%
MGS-S Customer 9414	\$ 5,919.90	\$ 6,033.46	1.92%	\$ 14,896.46	\$ 15,010.01	0.76%
MGS-S Customer 9415	\$ 3,776.02	\$ 3,852.61	2.03%	\$ 8,427.58	\$ 8,504.17	0.91%
MGS-S Customer 9416	\$ 10,870.76	\$ 11,055.28	1.70%	\$ 38,201.60	\$ 38,386.12	0.48%
MGS-S Customer 9417	\$ 4,564.61	\$ 4,650.54	1.88%	\$ 17,276.10	\$ 17,362.03	0.50%
MGS-S Customer 9418	\$ 29,668.06	\$ 30,138.97	1.59%	\$ 123,793.89	\$ 124,264.81	0.38%
MGS-S Customer 9419	\$ 8,393.22	\$ 8,542.98	1.78%	\$ 31,584.17	\$ 31,733.93	0.47%
MGS-S Customer 9420	\$ 2,421.93	\$ 2,481.01	2.44%	\$ 6,238.22	\$ 6,297.30	0.95%
MGS-S Customer 9421	\$ 5,367.48	\$ 5,473.67	1.98%	\$ 11,583.65	\$ 11,689.84	0.92%
MGS-S Customer 9422	\$ 8,753.18	\$ 8,905.96	1.75%	\$ 27,656.96	\$ 27,809.74	0.55%
MGS-S Customer 9423	\$ 7,173.17	\$ 7,306.96	1.87%	\$ 17,877.39	\$ 18,011.18	0.75%
MGS-S Customer 9424	\$ 9,095.25	\$ 9,261.34	1.83%	\$ 18,638.56	\$ 18,804.64	0.89%
MGS-S Customer 9425	\$ 9,627.71	\$ 9,799.22	1.78%	\$ 30,323.15	\$ 30,494.66	0.57%
MGS-S Customer 9426	\$ 6,670.91	\$ 6,796.85	1.89%	\$ 18,289.24	\$ 18,415.18	0.69%
MGS-S Customer 9427	\$ 10,876.06	\$ 11,069.18	1.78%	\$ 26,361.07	\$ 26,554.19	0.73%
MGS-S Customer 9428	\$ 22,817.46	\$ 23,194.22	1.65%	\$ 63,732.99	\$ 64,109.75	0.59%
MGS-S Customer 9429	\$ 9,445.06	\$ 9,611.78	1.77%	\$ 27,791.23	\$ 27,957.95	0.60%
MGS-S Customer 9430	\$ 9,493.22	\$ 9,657.59	1.73%	\$ 22,313.61	\$ 22,477.97	0.74%
MGS-S Customer 9431	\$ 18,335.58	\$ 18,640.43	1.66%	\$ 66,911.35	\$ 67,216.20	0.46%
MGS-S Customer 9432	\$ 14,300.64	\$ 14,548.50	1.73%	\$ 38,423.99	\$ 38,671.85	0.65%
MGS-S Customer 9433	\$ 4,589.85	\$ 4,682.98	2.03%	\$ 10,449.29	\$ 10,542.42	0.89%
MGS-S Customer 9434	\$ 11,331.84	\$ 11,524.50	1.70%	\$ 45,076.18	\$ 45,268.85	0.43%
MGS-S Customer 9435	\$ 48,618.29	\$ 49,402.15	1.61%	\$ 158,887.30	\$ 159,671.16	0.49%
MGS-S Customer 9436	\$ 6,031.98	\$ 6,146.01	1.89%	\$ 21,155.92	\$ 21,269.95	0.54%
MGS-S Customer 9437	\$ 57,747.23	\$ 58,645.21	1.56%	\$ 265,547.13	\$ 266,445.11	0.34%

Customer	Delivery 7/22 Prices	Delivery 8/23 Prices	Delivery % Difference	Bundled 7/22 Prices	Bundled 8/23 Prices	Bundled % Difference
MGS-S Customer 9438	\$ 18,204.86	\$ 18,507.11	1.66%	\$ 48,530.44	\$ 48,832.69	0.62%
MGS-S Customer 9439	\$ 2,743.74	\$ 2,806.30	2.28%	\$ 8,304.15	\$ 8,366.71	0.75%
MGS-S Customer 9440	\$ 8,743.44	\$ 8,901.26	1.81%	\$ 15,069.07	\$ 15,226.90	1.05%
MGS-S Customer 9441	\$ 17,098.02	\$ 17,389.70	1.71%	\$ 41,143.66	\$ 41,435.35	0.71%
MGS-S Customer 9442	\$ 6,873.39	\$ 7,000.70	1.85%	\$ 22,054.00	\$ 22,181.31	0.58%
MGS-S Customer 9443	\$ 3,100.20	\$ 3,168.95	2.22%	\$ 9,709.33	\$ 9,778.07	0.71%
MGS-S Customer 9444	\$ 2,285.59	\$ 2,341.08	2.43%	\$ 7,406.89	\$ 7,462.38	0.75%
MGS-S Customer 9445	\$ 6,897.97	\$ 7,026.18	1.86%	\$ 20,053.14	\$ 20,181.36	0.64%
MGS-S Customer 9446	\$ 4,258.84	\$ 4,345.52	2.04%	\$ 12,604.66	\$ 12,691.34	0.69%
MGS-S Customer 9447	\$ 4,132.52	\$ 4,217.44	2.05%	\$ 11,685.69	\$ 11,770.61	0.73%
MGS-S Customer 9448	\$ 7,225.81	\$ 7,357.77	1.83%	\$ 25,960.48	\$ 26,092.44	0.51%
MGS-S Customer 9449	\$ 3,760.54	\$ 3,839.54	2.10%	\$ 10,726.96	\$ 10,805.97	0.74%
MGS-S Customer 9450	\$ 3,887.07	\$ 3,967.81	2.08%	\$ 11,935.68	\$ 12,016.43	0.68%
MGS-S Customer 9451	\$ 4,024.13	\$ 4,102.39	1.94%	\$ 13,009.37	\$ 13,087.63	0.60%
MGS-S Customer 9452	\$ 3,525.29	\$ 3,600.45	2.13%	\$ 10,456.75	\$ 10,531.91	0.72%
MGS-S Customer 9453	\$ 7,253.23	\$ 7,386.55	1.84%	\$ 20,370.70	\$ 20,504.02	0.65%
MGS-S Customer 9454	\$ 20,527.03	\$ 20,858.37	1.61%	\$ 95,616.54	\$ 95,947.88	0.35%
MGS-S Customer 9455	\$ 7,196.76	\$ 7,332.39	1.88%	\$ 13,493.37	\$ 13,629.00	1.01%
MGS-S Customer 9456	\$ 8,582.42	\$ 8,731.96	1.74%	\$ 28,475.62	\$ 28,625.15	0.53%
MGS-S Customer 9457	\$ 2,488.47	\$ 2,543.12	2.20%	\$ 7,077.07	\$ 7,131.72	0.77%
MGS-S Customer 9458	\$ 4,828.10	\$ 4,918.24	1.87%	\$ 17,572.15	\$ 17,662.30	0.51%
MGS-S Customer 9459	\$ 10,925.86	\$ 11,119.50	1.77%	\$ 27,114.73	\$ 27,308.38	0.71%
MGS-S Customer 9460	\$ 34,340.45	\$ 34,881.79	1.58%	\$ 161,470.20	\$ 162,011.55	0.34%
MGS-S Customer 9461	\$ 67,140.60	\$ 68,201.99	1.58%	\$ 145,693.47	\$ 146,754.86	0.73%
MGS-S Customer 9462	\$ 5,208.42	\$ 5,305.75	1.87%	\$ 15,823.63	\$ 15,920.96	0.62%
MGS-S Customer 9463	\$ 26,864.37	\$ 27,294.89	1.60%	\$ 103,923.78	\$ 104,354.31	0.41%
MGS-S Customer 9464	\$ 9,877.23	\$ 10,053.73	1.79%	\$ 26,852.47	\$ 27,028.97	0.66%
MGS-S Customer 9465	\$ 8,863.72	\$ 9,022.91	1.80%	\$ 27,813.21	\$ 27,972.40	0.57%
MGS-S Customer 9466	\$ 12,166.84	\$ 12,371.90	1.69%	\$ 43,166.57	\$ 43,371.63	0.48%
MGS-S Customer 9467	\$ 4,976.82	\$ 5,074.81	1.97%	\$ 15,189.48	\$ 15,287.47	0.65%
MGS-S Customer 9468	\$ 5,393.32	\$ 5,499.60	1.97%	\$ 10,133.77	\$ 10,240.06	1.05%
MGS-S Customer 9469	\$ 3,388.09	\$ 3,462.19	2.19%	\$ 7,971.67	\$ 8,045.76	0.93%
MGS-S Customer 9470	\$ 5,028.09	\$ 5,123.25	1.89%	\$ 12,932.05	\$ 13,027.21	0.74%
MGS-S Customer 9471	\$ 8,659.33	\$ 8,812.40	1.77%	\$ 32,997.83	\$ 33,150.90	0.46%
MGS-S Customer 9472	\$ 6,660.12	\$ 6,783.78	1.86%	\$ 10,233.60	\$ 10,357.26	1.21%
MGS-S Customer 9473	\$ 2,806.07	\$ 2,865.53	2.12%	\$ 8,280.89	\$ 8,340.36	0.72%
MGS-S Customer 9474	\$ 33,250.61	\$ 33,788.92	1.62%	\$ 108,573.22	\$ 109,111.53	0.50%
MGS-S Customer 9475	\$ 5,385.18	\$ 5,483.38	1.82%	\$ 21,404.60	\$ 21,502.80	0.46%
MGS-S Customer 9476	\$ 13,473.59	\$ 13,705.55	1.72%	\$ 36,490.86	\$ 36,722.82	0.64%
MGS-S Customer 9477	\$ 17,858.81	\$ 18,159.29	1.68%	\$ 49,034.51	\$ 49,334.99	0.61%

Internal Use

Customer	Delivery 7/22 Prices	Delivery 8/23 Prices	Delivery % Difference	Bundled 7/22 Prices	Bundled 8/23 Prices	Bundled % Difference
MGS-S Customer 9478	\$ 2,860.19	\$ 2,920.09	2.09%	\$ 9,197.37	\$ 9,257.27	0.65%
MGS-S Customer 9479	\$ 11,213.56	\$ 11,409.63	1.75%	\$ 31,038.30	\$ 31,234.38	0.63%
MGS-S Customer 9480	\$ 3,906.06	\$ 3,982.65	1.96%	\$ 11,123.75	\$ 11,200.34	0.69%
MGS-S Customer 9481	\$ 8,264.90	\$ 8,413.74	1.80%	\$ 28,873.50	\$ 29,022.33	0.52%
MGS-S Customer 9482	\$ 8,330.85	\$ 8,482.49	1.82%	\$ 21,986.28	\$ 22,137.91	0.69%
MGS-S Customer 9483	\$ 6,240.22	\$ 6,351.17	1.78%	\$ 26,074.22	\$ 26,185.17	0.43%
MGS-S Customer 9484	\$ 3,270.84	\$ 3,337.79	2.05%	\$ 9,552.14	\$ 9,619.09	0.70%
MGS-S Customer 9485	\$ 5,620.73	\$ 5,728.46	1.92%	\$ 18,298.63	\$ 18,406.36	0.59%
MGS-S Customer 9486	\$ 19,570.69	\$ 19,890.79	1.64%	\$ 79,344.30	\$ 79,664.40	0.40%
MGS-S Customer 9487	\$ 6,179.56	\$ 6,295.15	1.87%	\$ 11,952.16	\$ 12,067.75	0.97%
MGS-S Customer 9488	\$ 9,551.65	\$ 9,723.40	1.80%	\$ 22,311.82	\$ 22,483.57	0.77%
MGS-S Customer 9489	\$ 4,346.66	\$ 4,436.33	2.06%	\$ 8,586.41	\$ 8,676.08	1.04%
MGS-S Customer 9490	\$ 5,008.11	\$ 5,105.49	1.94%	\$ 17,930.87	\$ 18,028.25	0.54%
MGS-S Customer 9491	\$ 20,594.84	\$ 20,938.80	1.67%	\$ 57,239.20	\$ 57,583.16	0.60%
MGS-S Customer 9492	\$ 4,346.35	\$ 4,434.80	2.04%	\$ 12,733.30	\$ 12,821.75	0.69%
MGS-S Customer 9493	\$ 9,724.44	\$ 9,895.98	1.76%	\$ 33,527.84	\$ 33,699.39	0.51%
MGS-S Customer 9494	\$ 4,047.94	\$ 4,127.51	1.97%	\$ 9,584.82	\$ 9,664.38	0.83%
MGS-S Customer 9495	\$ 3,389.10	\$ 3,457.83	2.03%	\$ 9,778.72	\$ 9,847.45	0.70%
MGS-S Customer 9496	\$ 2,313.41	\$ 2,368.83	2.40%	\$ 5,873.87	\$ 5,929.29	0.94%
MGS-S Customer 9497	\$ 4,267.18	\$ 4,348.26	1.90%	\$ 16,305.55	\$ 16,386.62	0.50%
MGS-S Customer 9498	\$ 13,118.45	\$ 13,345.15	1.73%	\$ 35,043.36	\$ 35,270.06	0.65%
MGS-S Customer 9499	\$ 3,844.01	\$ 3,925.24	2.11%	\$ 9,552.51	\$ 9,633.74	0.85%
MGS-S Customer 9500	\$ 4,107.71	\$ 4,187.61	1.95%	\$ 12,133.01	\$ 12,212.92	0.66%
MGS-S Customer 9501	\$ 5,579.74	\$ 5,683.13	1.85%	\$ 16,274.82	\$ 16,378.21	0.64%
MGS-S Customer 9502	\$ 3,618.11	\$ 3,690.29	1.99%	\$ 10,390.17	\$ 10,462.35	0.69%
MGS-S Customer 9503	\$ 4,210.06	\$ 4,292.21	1.95%	\$ 10,942.70	\$ 11,024.85	0.75%
MGS-S Customer 9504	\$ 4,321.16	\$ 4,407.17	1.99%	\$ 5,747.97	\$ 5,833.98	1.50%
MGS-S Customer 9505	\$ 5,123.31	\$ 5,218.41	1.86%	\$ 17,450.08	\$ 17,545.17	0.54%
MGS-S Customer 9506	\$ 1,812.88	\$ 1,856.73	2.42%	\$ 3,930.64	\$ 3,974.49	1.12%
MGS-S Customer 9507	\$ 13,487.68	\$ 13,716.74	1.70%	\$ 48,781.44	\$ 49,010.50	0.47%
MGS-S Customer 9508	\$ 32,679.97	\$ 33,209.25	1.62%	\$ 107,710.06	\$ 108,239.34	0.49%
MGS-S Customer 9509	\$ 7,236.09	\$ 7,372.28	1.88%	\$ 14,273.59	\$ 14,409.78	0.95%
MGS-S Customer 9510	\$ 7,247.84	\$ 7,380.65	1.83%	\$ 25,690.11	\$ 25,822.92	0.52%
MGS-S Customer 9511	\$ 5,228.31	\$ 5,324.25	1.84%	\$ 20,562.38	\$ 20,658.32	0.47%
MGS-S Customer 9512	\$ 4,872.20	\$ 4,969.50	2.00%	\$ 12,719.83	\$ 12,817.13	0.76%
MGS-S Customer 9513	\$ 3,908.97	\$ 3,985.74	1.96%	\$ 11,550.13	\$ 11,626.89	0.66%
MGS-S Customer 9514	\$ 13,097.46	\$ 13,318.04	1.68%	\$ 37,394.48	\$ 37,615.07	0.59%
MGS-S Customer 9515	\$ 5,363.61	\$ 5,466.90	1.93%	\$ 17,391.00	\$ 17,494.29	0.59%
MGS-S Customer 9516	\$ 5,436.82	\$ 5,541.01	1.92%	\$ 18,746.25	\$ 18,850.44	0.56%
MGS-S Customer 9517	\$ 33,829.00	\$ 34,371.26	1.60%	\$ 111,957.92	\$ 112,500.18	0.48%

Customer	Delivery 7/22 Prices	Delivery 8/23 Prices	Delivery % Difference	Bundled 7/22 Prices	Bundled 8/23 Prices	Bundled % Difference
MGS-S Customer 9518	\$ 5,639.37	\$ 5,750.10	1.96%	\$ 9,956.26	\$ 10,066.98	1.11%
MGS-S Customer 9519	\$ 3,364.58	\$ 3,432.13	2.01%	\$ 11,694.06	\$ 11,761.61	0.58%
MGS-S Customer 9520	\$ 7,087.36	\$ 7,219.26	1.86%	\$ 18,723.97	\$ 18,855.87	0.70%
MGS-S Customer 9521	\$ 10,163.25	\$ 10,340.35	1.74%	\$ 34,579.11	\$ 34,756.21	0.51%
MGS-S Customer 9522	\$ 8,358.62	\$ 8,511.73	1.83%	\$ 21,681.76	\$ 21,834.87	0.71%
MGS-S Customer 9523	\$ 1,726.37	\$ 1,769.25	2.48%	\$ 2,773.94	\$ 2,816.82	1.55%
MGS-S Customer 9524	\$ 4,756.86	\$ 4,846.88	1.89%	\$ 12,929.00	\$ 13,019.02	0.70%
MGS-S Customer 9525	\$ 31,894.14	\$ 32,418.32	1.64%	\$ 84,217.75	\$ 84,741.94	0.62%
MGS-S Customer 9526	\$ 4,015.37	\$ 4,098.68	2.07%	\$ 10,250.51	\$ 10,333.82	0.81%
MGS-S Customer 9527	\$ 6,047.74	\$ 6,165.98	1.96%	\$ 11,943.75	\$ 12,061.99	0.99%
MGS-S Customer 9528	\$ 13,421.41	\$ 13,653.03	1.73%	\$ 39,043.90	\$ 39,275.51	0.59%
MGS-S Customer 9529	\$ 5,867.91	\$ 5,975.03	1.83%	\$ 19,789.80	\$ 19,896.92	0.54%
MGS-S Customer 9530	\$ 3,834.93	\$ 3,912.09	2.01%	\$ 9,794.12	\$ 9,871.28	0.79%
MGS-S Customer 9531	\$ 8,566.24	\$ 8,720.50	1.80%	\$ 27,968.32	\$ 28,122.58	0.55%
MGS-S Customer 9532	\$ 4,412.36	\$ 4,497.66	1.93%	\$ 10,213.19	\$ 10,298.48	0.84%
MGS-S Customer 9533	\$ 5,196.91	\$ 5,291.71	1.82%	\$ 21,837.13	\$ 21,931.93	0.43%
MGS-S Customer 9534	\$ 712.04	\$ 743.43	4.41%	\$ 881.38	\$ 912.77	3.56%
MGS-S Customer 9535	\$ 9,798.51	\$ 9,969.11	1.74%	\$ 39,689.89	\$ 39,860.49	0.43%
MGS-S Customer 9536	\$ 3,387.97	\$ 3,457.13	2.04%	\$ 8,756.88	\$ 8,826.04	0.79%
MGS-S Customer 9537	\$ 20,659.30	\$ 20,999.66	1.65%	\$ 62,050.17	\$ 62,390.53	0.55%
MGS-S Customer 9538	\$ 3,828.98	\$ 3,908.35	2.07%	\$ 10,565.97	\$ 10,645.34	0.75%
MGS-S Customer 9539	\$ 4,071.38	\$ 4,155.63	2.07%	\$ 11,571.31	\$ 11,655.55	0.73%
MGS-S Customer 9540	\$ 14,842.30	\$ 15,098.58	1.73%	\$ 42,256.44	\$ 42,512.72	0.61%
MGS-S Customer 9541	\$ 3,100.53	\$ 3,164.18	2.05%	\$ 10,262.80	\$ 10,326.46	0.62%
MGS-S Customer 9542	\$ 5,879.48	\$ 5,986.51	1.82%	\$ 19,432.29	\$ 19,539.32	0.55%
MGS-S Customer 9543	\$ 4,594.07	\$ 4,686.15	2.00%	\$ 13,671.75	\$ 13,763.83	0.67%
MGS-S Customer 9544	\$ 1,485.74	\$ 1,524.45	2.61%	\$ 4,057.13	\$ 4,095.84	0.95%
MGS-S Customer 9545	\$ 13,123.11	\$ 13,349.00	1.72%	\$ 32,145.73	\$ 32,371.62	0.70%
MGS-S Customer 9546	\$ 14,103.76	\$ 14,349.71	1.74%	\$ 28,002.79	\$ 28,248.74	0.88%
MGS-S Customer 9547	\$ 4,346.72	\$ 4,435.67	2.05%	\$ 10,283.98	\$ 10,372.92	0.86%
MGS-S Customer 9548	\$ 2,355.65	\$ 2,412.87	2.43%	\$ 5,754.19	\$ 5,811.41	0.99%
MGS-S Customer 9549	\$ 45,746.00	\$ 46,472.58	1.59%	\$ 153,464.65	\$ 154,191.22	0.47%
MGS-S Customer 9550	\$ 6,883.36	\$ 7,005.76	1.78%	\$ 24,754.20	\$ 24,876.60	0.49%
MGS-S Customer 9551	\$ 774.43	\$ 804.07	3.83%	\$ 9,319.19	\$ 9,348.82	0.32%
MGS-S Customer 9552	\$ 16,900.08	\$ 17,183.99	1.68%	\$ 55,892.56	\$ 56,176.47	0.51%
MGS-S Customer 9553	\$ 5,754.79	\$ 5,860.04	1.83%	\$ 18,647.50	\$ 18,752.75	0.56%
MGS-S Customer 9554	\$ 4,733.25	\$ 4,826.64	1.97%	\$ 15,167.81	\$ 15,261.20	0.62%
MGS-S Customer 9555	\$ 461.04	\$ 483.84	4.95%	\$ 461.04	\$ 483.84	4.95%
MGS-S Customer 9556	\$ 6,454.86	\$ 6,577.78	1.90%	\$ 14,946.93	\$ 15,069.86	0.82%
MGS-S Customer 9557	\$ 5,209.17	\$ 5,309.91	1.93%	\$ 19,276.06	\$ 19,376.80	0.52%

Internal Use

Customer	Delivery 7/22 Prices	Delivery 8/23 Prices	Delivery % Difference	Bundled 7/22 Prices	Bundled 8/23 Prices	Bundled % Difference
MGS-S Customer 9558	\$ 3,090.88	\$ 3,159.20	2.21%	\$ 9,712.12	\$ 9,780.44	0.70%
MGS-S Customer 9559	\$ 12,679.71	\$ 12,898.58	1.73%	\$ 38,174.22	\$ 38,393.09	0.57%
MGS-S Customer 9560	\$ 18,847.68	\$ 19,158.96	1.65%	\$ 71,280.99	\$ 71,592.27	0.44%
MGS-S Customer 9561	\$ 4,587.51	\$ 4,675.47	1.92%	\$ 11,980.94	\$ 12,068.90	0.73%
MGS-S Customer 9562	\$ 2,305.55	\$ 2,357.13	2.24%	\$ 6,642.31	\$ 6,693.89	0.78%
MGS-S Customer 9563	\$ 16,900.14	\$ 17,183.09	1.67%	\$ 56,924.41	\$ 57,207.37	0.50%
MGS-S Customer 9564	\$ 2,878.02	\$ 2,939.65	2.14%	\$ 6,833.26	\$ 6,894.89	0.90%
MGS-S Customer 9565	\$ 6,884.11	\$ 7,013.54	1.88%	\$ 17,251.14	\$ 17,380.57	0.75%
MGS-S Customer 9566	\$ 29,344.12	\$ 29,806.19	1.57%	\$ 83,950.73	\$ 84,412.80	0.55%
MGS-S Customer 9567	\$ 5,732.88	\$ 5,842.32	1.91%	\$ 19,526.79	\$ 19,636.23	0.56%
MGS-S Customer 9568	\$ 17,815.42	\$ 18,105.80	1.63%	\$ 81,949.33	\$ 82,239.71	0.35%
MGS-S Customer 9569	\$ 13,793.06	\$ 14,030.29	1.72%	\$ 38,665.97	\$ 38,903.20	0.61%
MGS-S Customer 9570	\$ 5,385.81	\$ 5,490.03	1.94%	\$ 16,217.44	\$ 16,321.65	0.64%
MGS-S Customer 9571	\$ 7,339.38	\$ 7,476.10	1.86%	\$ 16,686.15	\$ 16,822.87	0.82%
MGS-S Customer 9572	\$ 7,220.94	\$ 7,355.06	1.86%	\$ 20,386.28	\$ 20,520.41	0.66%
MGS-S Customer 9573	\$ 3,540.02	\$ 3,612.27	2.04%	\$ 7,239.88	\$ 7,312.13	1.00%
MGS-S Customer 9574	\$ 9,537.89	\$ 9,703.69	1.74%	\$ 40,297.67	\$ 40,463.47	0.41%
MGS-S Customer 9575	\$ 4,273.06	\$ 4,360.21	2.04%	\$ 13,478.94	\$ 13,566.09	0.65%
MGS-S Customer 9576	\$ 3,722.05	\$ 3,801.65	2.14%	\$ 7,706.54	\$ 7,786.14	1.03%
MGS-S Customer 9577	\$ 5,900.02	\$ 6,009.07	1.85%	\$ 15,015.41	\$ 15,124.45	0.73%
MGS-S Customer 9578	\$ 3,559.18	\$ 3,636.62	2.18%	\$ 7,657.47	\$ 7,734.91	1.01%
MGS-S Customer 9579	\$ 2,977.49	\$ 3,041.46	2.15%	\$ 5,151.47	\$ 5,215.44	1.24%
MGS-S Customer 9580	\$ 4,733.35	\$ 4,827.01	1.98%	\$ 11,904.53	\$ 11,998.20	0.79%
MGS-S Customer 9581	\$ 1,544.64	\$ 1,583.95	2.54%	\$ 4,358.38	\$ 4,397.69	0.90%
MGS-S Customer 9582	\$ 5,118.50	\$ 5,215.86	1.90%	\$ 9,957.91	\$ 10,055.27	0.98%
MGS-S Customer 9583	\$ 34,572.17	\$ 35,120.58	1.59%	\$ 136,861.01	\$ 137,409.41	0.40%
MGS-S Customer 9584	\$ 5,729.78	\$ 5,839.37	1.91%	\$ 17,785.05	\$ 17,894.64	0.62%
MGS-S Customer 9585	\$ 9,061.79	\$ 9,224.96	1.80%	\$ 23,641.94	\$ 23,805.12	0.69%
MGS-S Customer 9586	\$ 4,750.45	\$ 4,845.57	2.00%	\$ 12,785.47	\$ 12,880.59	0.74%
MGS-S Customer 9587	\$ 4,047.15	\$ 4,127.04	1.97%	\$ 9,152.45	\$ 9,232.34	0.87%
MGS-S Customer 9588	\$ 19,818.27	\$ 20,145.19	1.65%	\$ 69,810.91	\$ 70,137.83	0.47%
MGS-S Customer 9589	\$ 5,144.12	\$ 5,245.22	1.97%	\$ 15,050.66	\$ 15,151.77	0.67%
MGS-S Customer 9590	\$ 2,024.24	\$ 2,076.83	2.60%	\$ 2,435.93	\$ 2,488.52	2.16%
MGS-S Customer 9591	\$ 3,985.37	\$ 4,068.56	2.09%	\$ 11,705.25	\$ 11,788.44	0.71%
MGS-S Customer 9592	\$ 29,281.10	\$ 29,771.50	1.67%	\$ 61,786.83	\$ 62,277.23	0.79%
MGS-S Customer 9593	\$ 26,636.30	\$ 27,075.53	1.65%	\$ 58,927.22	\$ 59,366.44	0.75%
MGS-S Customer 9594	\$ 3,881.04	\$ 3,956.83	1.95%	\$ 11,758.14	\$ 11,833.94	0.64%
MGS-S Customer 9595	\$ 4,411.04	\$ 4,495.13	1.91%	\$ 13,835.51	\$ 13,919.60	0.61%
MGS-S Customer 9596	\$ 3,721.05	\$ 3,800.51	2.14%	\$ 6,940.66	\$ 7,020.12	1.14%
MGS-S Customer 9597	\$ 8,893.90	\$ 9,042.41	1.67%	\$ 46,510.42	\$ 46,658.92	0.32%

Internal Use

Customer	Delivery 7/22 Prices	Delivery 8/23 Prices	Delivery % Difference	Bundled 7/22 Prices	Bundled 8/23 Prices	Bundled % Difference
MGS-S Customer 9598	\$ 6,225.86	\$ 6,346.27	1.93%	\$ 9,944.23	\$ 10,064.64	1.21%
MGS-S Customer 9599	\$ 12,752.96	\$ 12,971.77	1.72%	\$ 39,938.57	\$ 40,157.38	0.55%
MGS-S Customer 9600	\$ 6,251.19	\$ 6,369.73	1.90%	\$ 15,139.42	\$ 15,257.96	0.78%
MGS-S Customer 9601	\$ 16,360.78	\$ 16,632.24	1.66%	\$ 67,491.49	\$ 67,762.95	0.40%
MGS-S Customer 9602	\$ 18,904.09	\$ 19,220.54	1.67%	\$ 57,883.65	\$ 58,200.10	0.55%
MGS-S Customer 9603	\$ 3,686.83	\$ 3,761.10	2.01%	\$ 8,199.33	\$ 8,273.60	0.91%
MGS-S Customer 9604	\$ 5,326.34	\$ 5,429.77	1.94%	\$ 17,269.18	\$ 17,372.61	0.60%
MGS-S Customer 9605	\$ 4,649.64	\$ 4,743.20	2.01%	\$ 12,063.07	\$ 12,156.63	0.78%
MGS-S Customer 9606	\$ 3,523.43	\$ 3,594.81	2.03%	\$ 8,694.55	\$ 8,765.93	0.82%
MGS-S Customer 9607	\$ 11,775.57	\$ 11,978.80	1.73%	\$ 42,315.96	\$ 42,519.19	0.48%
MGS-S Customer 9608	\$ 5,409.15	\$ 5,507.58	1.82%	\$ 22,071.88	\$ 22,170.31	0.45%
MGS-S Customer 9609	\$ 4,841.56	\$ 4,933.19	1.89%	\$ 13,289.64	\$ 13,381.27	0.69%
MGS-S Customer 9610	\$ 5,886.05	\$ 5,997.58	1.89%	\$ 20,647.32	\$ 20,758.85	0.54%
MGS-S Customer 9611	\$ 4,996.84	\$ 5,095.03	1.97%	\$ 15,110.89	\$ 15,209.08	0.65%
MGS-S Customer 9612	\$ 8,334.05	\$ 8,484.06	1.80%	\$ 27,730.19	\$ 27,880.20	0.54%
MGS-S Customer 9613	\$ 4,486.09	\$ 4,572.73	1.93%	\$ 12,131.47	\$ 12,218.11	0.71%
MGS-S Customer 9614	\$ 3,617.71	\$ 3,695.85	2.16%	\$ 6,374.44	\$ 6,452.58	1.23%
MGS-S Customer 9615	\$ 2,461.48	\$ 2,520.18	2.38%	\$ 6,739.51	\$ 6,798.21	0.87%
MGS-S Customer 9616	\$ 6,757.00	\$ 6,876.71	1.77%	\$ 26,452.63	\$ 26,572.34	0.45%
MGS-S Customer 9617	\$ 3,182.87	\$ 3,248.03	2.05%	\$ 9,866.26	\$ 9,931.43	0.66%
MGS-S Customer 9618	\$ 7,367.10	\$ 7,503.70	1.85%	\$ 20,859.36	\$ 20,995.95	0.65%
MGS-S Customer 9619	\$ 5,345.48	\$ 5,449.37	1.94%	\$ 16,022.28	\$ 16,126.17	0.65%
MGS-S Customer 9620	\$ 7,618.96	\$ 7,757.70	1.82%	\$ 25,702.55	\$ 25,841.30	0.54%
MGS-S Customer 9621	\$ 3,858.95	\$ 3,940.33	2.11%	\$ 8,895.69	\$ 8,977.07	0.91%
MGS-S Customer 9622	\$ 2,291.87	\$ 2,344.51	2.30%	\$ 5,370.25	\$ 5,422.89	0.98%
MGS-S Customer 9623	\$ 7,412.06	\$ 7,546.53	1.81%	\$ 27,723.57	\$ 27,858.04	0.49%
MGS-S Customer 9624	\$ 4,496.98	\$ 4,587.63	2.02%	\$ 11,901.27	\$ 11,991.92	0.76%
MGS-S Customer 9625	\$ 2,727.37	\$ 2,786.93	2.18%	\$ 6,731.17	\$ 6,790.73	0.88%
MGS-S Customer 9626	\$ 4,300.01	\$ 4,387.71	2.04%	\$ 12,036.11	\$ 12,123.82	0.73%
MGS-S Customer 9627	\$ 13,485.52	\$ 13,711.26	1.67%	\$ 52,700.81	\$ 52,926.55	0.43%
MGS-S Customer 9628	\$ 26,315.76	\$ 26,743.84	1.63%	\$ 98,329.29	\$ 98,757.37	0.44%
MGS-S Customer 9629	\$ 4,879.77	\$ 4,971.80	1.89%	\$ 15,278.56	\$ 15,370.59	0.60%
MGS-S Customer 9630	\$ 3,189.00	\$ 3,255.06	2.07%	\$ 6,478.99	\$ 6,545.05	1.02%
MGS-S Customer 9631	\$ 4,787.66	\$ 4,884.09	2.01%	\$ 9,840.52	\$ 9,936.94	0.98%
MGS-S Customer 9632	\$ 5,187.32	\$ 5,287.35	1.93%	\$ 19,757.65	\$ 19,857.68	0.51%
MGS-S Customer 9633	\$ 6,066.94	\$ 6,181.50	1.89%	\$ 20,027.79	\$ 20,142.35	0.57%
MGS-S Customer 9634	\$ 3,179.42	\$ 3,244.93	2.06%	\$ 8,589.58	\$ 8,655.09	0.76%
MGS-S Customer 9635	\$ 4,854.05	\$ 4,951.39	2.01%	\$ 10,910.02	\$ 11,007.36	0.89%
MGS-S Customer 9636	\$ 5,309.93	\$ 5,412.95	1.94%	\$ 15,156.03	\$ 15,259.05	0.68%
MGS-S Customer 9637	\$ 4,432.38	\$ 4,522.84	2.04%	\$ 10,657.12	\$ 10,747.58	0.85%

Internal Use

Customer	Delivery 7/22 Prices	Delivery 8/23 Prices	Delivery % Difference	Bundled 7/22 Prices	Bundled 8/23 Prices	Bundled % Difference
MGS-S Customer 9638	\$ 5,221.65	\$ 5,319.25	1.87%	\$ 14,235.34	\$ 14,332.94	0.69%
MGS-S Customer 9639	\$ 3,590.48	\$ 3,667.16	2.14%	\$ 8,237.93	\$ 8,314.61	0.93%
MGS-S Customer 9640	\$ 5,080.10	\$ 5,174.11	1.85%	\$ 16,363.87	\$ 16,457.88	0.57%
MGS-S Customer 9641	\$ 8,901.48	\$ 9,060.21	1.78%	\$ 29,596.91	\$ 29,755.65	0.54%
MGS-S Customer 9642	\$ 3,814.21	\$ 3,890.59	2.00%	\$ 7,027.08	\$ 7,103.46	1.09%
MGS-S Customer 9643	\$ 4,717.89	\$ 4,803.32	1.81%	\$ 24,840.86	\$ 24,926.29	0.34%
MGS-S Customer 9644	\$ 3,535.84	\$ 3,611.84	2.15%	\$ 9,495.03	\$ 9,571.03	0.80%
MGS-S Customer 9645	\$ 3,926.44	\$ 4,004.26	1.98%	\$ 8,343.31	\$ 8,421.12	0.93%
MGS-S Customer 9646	\$ 3,620.99	\$ 3,694.49	2.03%	\$ 8,249.81	\$ 8,323.31	0.89%
MGS-S Customer 9647	\$ 8,295.40	\$ 8,442.49	1.77%	\$ 34,120.14	\$ 34,267.22	0.43%
MGS-S Customer 9648	\$ 7,739.16	\$ 7,877.29	1.78%	\$ 19,500.21	\$ 19,638.33	0.71%
MGS-S Customer 9649	\$ 2,289.92	\$ 2,341.64	2.26%	\$ 5,953.10	\$ 6,004.82	0.87%
MGS-S Customer 9650	\$ 3,788.56	\$ 3,869.06	2.12%	\$ 7,211.67	\$ 7,292.17	1.12%
MGS-S Customer 9651	\$ 4,975.42	\$ 5,067.91	1.86%	\$ 18,760.19	\$ 18,852.68	0.49%
MGS-S Customer 9652	\$ 5,468.64	\$ 5,570.00	1.85%	\$ 17,082.40	\$ 17,183.76	0.59%
MGS-S Customer 9653	\$ 13,411.61	\$ 13,639.90	1.70%	\$ 43,714.33	\$ 43,942.62	0.52%
MGS-S Customer 9654	\$ 3,476.97	\$ 3,547.40	2.03%	\$ 9,295.96	\$ 9,366.39	0.76%
MGS-S Customer 9655	\$ 3,583.04	\$ 3,661.68	2.19%	\$ 3,583.04	\$ 3,661.68	2.19%
MGS-S Customer 9656	\$ 5,634.40	\$ 5,745.99	1.98%	\$ 7,273.62	\$ 7,385.22	1.53%
MGS-S Customer 9657	\$ 12,157.73	\$ 12,373.42	1.77%	\$ 20,574.39	\$ 20,790.08	1.05%
MGS-S Customer 9658	\$ 20,611.04	\$ 20,941.35	1.60%	\$ 101,866.21	\$ 102,196.53	0.32%
MGS-S Customer 9659	\$ 10,252.35	\$ 10,435.48	1.79%	\$ 24,027.97	\$ 24,211.11	0.76%
MGS-S Customer 9660	\$ 6,370.12	\$ 6,491.90	1.91%	\$ 14,057.78	\$ 14,179.56	0.87%
MGS-S Customer 9661	\$ 6,501.90	\$ 6,622.84	1.86%	\$ 23,659.73	\$ 23,780.67	0.51%
MGS-S Customer 9662	\$ 7,146.80	\$ 7,278.90	1.85%	\$ 22,559.94	\$ 22,692.04	0.59%
MGS-S Customer 9663	\$ 16,961.42	\$ 17,243.26	1.66%	\$ 62,538.91	\$ 62,820.75	0.45%
MGS-S Customer 9664	\$ 33,614.54	\$ 34,159.90	1.62%	\$ 112,159.38	\$ 112,704.74	0.49%
MGS-S Customer 9665	\$ 11,148.42	\$ 11,339.76	1.72%	\$ 44,425.43	\$ 44,616.77	0.43%
MGS-S Customer 9666	\$ 3,387.75	\$ 3,458.07	2.08%	\$ 7,535.29	\$ 7,605.61	0.93%
MGS-S Customer 9667	\$ 8,142.20	\$ 8,291.10	1.83%	\$ 20,550.78	\$ 20,699.68	0.72%
MGS-S Customer 9668	\$ 3,106.70	\$ 3,171.17	2.08%	\$ 8,480.64	\$ 8,545.10	0.76%
MGS-S Customer 9669	\$ 9,261.21	\$ 9,424.98	1.77%	\$ 30,825.04	\$ 30,988.82	0.53%
MGS-S Customer 9670	\$ 2,505.55	\$ 2,560.37	2.19%	\$ 7,303.49	\$ 7,358.30	0.75%
MGS-S Customer 9671	\$ 3,688.89	\$ 3,768.54	2.16%	\$ 8,359.98	\$ 8,439.64	0.95%
MGS-S Customer 9672	\$ 2,946.84	\$ 3,007.70	2.07%	\$ 8,811.31	\$ 8,872.17	0.69%
MGS-S Customer 9673	\$ 20,719.41	\$ 21,058.79	1.64%	\$ 82,732.58	\$ 83,071.97	0.41%
MGS-S Customer 9674	\$ 17,795.81	\$ 18,090.31	1.65%	\$ 66,910.90	\$ 67,205.40	0.44%
MGS-S Customer 9675	\$ 3,451.74	\$ 3,521.61	2.02%	\$ 9,464.41	\$ 9,534.28	0.74%
MGS-S Customer 9676	\$ 4,072.24	\$ 4,150.54	1.92%	\$ 14,707.68	\$ 14,785.97	0.53%
MGS-S Customer 9677	\$ 3,670.90	\$ 3,742.87	1.96%	\$ 11,195.39	\$ 11,267.36	0.64%

Internal Use

Customer	Delivery 7/22 Prices	Delivery 8/23 Prices	Delivery % Difference	Bundled 7/22 Prices	Bundled 8/23 Prices	Bundled % Difference
MGS-S Customer 9678	\$ 9,050.38	\$ 9,215.39	1.82%	\$ 24,955.89	\$ 25,120.89	0.66%
MGS-S Customer 9679	\$ 3,996.04	\$ 4,073.84	1.95%	\$ 12,057.57	\$ 12,135.37	0.65%
MGS-S Customer 9680	\$ 4,147.40	\$ 4,228.62	1.96%	\$ 11,452.84	\$ 11,534.07	0.71%
MGS-S Customer 9681	\$ 5,374.60	\$ 5,474.76	1.86%	\$ 17,262.82	\$ 17,362.98	0.58%
MGS-S Customer 9682	\$ 7,716.09	\$ 7,857.19	1.83%	\$ 23,985.87	\$ 24,126.96	0.59%
MGS-S Customer 9683	\$ 5,031.33	\$ 5,128.37	1.93%	\$ 16,878.19	\$ 16,975.23	0.57%
MGS-S Customer 9684	\$ 5,216.41	\$ 5,317.84	1.94%	\$ 15,879.49	\$ 15,980.93	0.64%
MGS-S Customer 9685	\$ 7,224.77	\$ 7,359.32	1.86%	\$ 18,788.25	\$ 18,922.80	0.72%
MGS-S Customer 9686	\$ 2,849.51	\$ 2,909.06	2.09%	\$ 9,112.19	\$ 9,171.74	0.65%
MGS-S Customer 9687	\$ 27,228.63	\$ 27,669.11	1.62%	\$ 109,196.81	\$ 109,637.29	0.40%
MGS-S Customer 9688	\$ 2,614.94	\$ 2,676.31	2.35%	\$ 6,749.92	\$ 6,811.28	0.91%
MGS-S Customer 9689	\$ 6,302.48	\$ 6,421.13	1.88%	\$ 20,312.35	\$ 20,431.00	0.58%
MGS-S Customer 9690	\$ 5,592.86	\$ 5,699.95	1.91%	\$ 18,723.82	\$ 18,830.90	0.57%
MGS-S Customer 9691	\$ 1,986.88	\$ 2,037.72	2.56%	\$ 7,030.02	\$ 7,080.86	0.72%
MGS-S Customer 9692	\$ 4,067.69	\$ 4,152.03	2.07%	\$ 12,084.43	\$ 12,168.77	0.70%
MGS-S Customer 9693	\$ 12,200.46	\$ 12,408.03	1.70%	\$ 45,373.49	\$ 45,581.06	0.46%
MGS-S Customer 9694	\$ 4,997.39	\$ 5,090.56	1.86%	\$ 16,832.25	\$ 16,925.42	0.55%
MGS-S Customer 9695	\$ 3,670.17	\$ 3,744.03	2.01%	\$ 9,169.45	\$ 9,243.31	0.81%
MGS-S Customer 9696	\$ 3,553.99	\$ 3,625.88	2.02%	\$ 8,852.51	\$ 8,924.40	0.81%
MGS-S Customer 9697	\$ 5,447.51	\$ 5,552.74	1.93%	\$ 17,448.40	\$ 17,553.62	0.60%
MGS-S Customer 9698	\$ 6,869.85	\$ 6,993.42	1.80%	\$ 32,682.02	\$ 32,805.58	0.38%
MGS-S Customer 9699	\$ 8,162.99	\$ 8,309.09	1.79%	\$ 30,567.81	\$ 30,713.91	0.48%
MGS-S Customer 9700	\$ 3,190.63	\$ 3,259.88	2.17%	\$ 9,463.13	\$ 9,532.38	0.73%
MGS-S Customer 9701	\$ 4,843.46	\$ 4,940.14	2.00%	\$ 11,435.33	\$ 11,532.01	0.85%
MGS-S Customer 9702	\$ 11,101.76	\$ 11,294.50	1.74%	\$ 37,441.82	\$ 37,634.56	0.51%
MGS-S Customer 9703	\$ 2,661.07	\$ 2,723.01	2.33%	\$ 7,206.71	\$ 7,268.65	0.86%
MGS-S Customer 9704	\$ 2,976.37	\$ 3,038.52	2.09%	\$ 9,219.16	\$ 9,281.32	0.67%
MGS-S Customer 9705	\$ 6,692.64	\$ 6,810.86	1.77%	\$ 25,162.22	\$ 25,280.44	0.47%
MGS-S Customer 9706	\$ 3,538.69	\$ 3,609.93	2.01%	\$ 9,503.26	\$ 9,574.49	0.75%
MGS-S Customer 9707	\$ 44,381.86	\$ 45,078.93	1.57%	\$ 183,933.16	\$ 184,630.22	0.38%
MGS-S Customer 9708	\$ 7,058.27	\$ 7,185.63	1.80%	\$ 17,804.08	\$ 17,931.44	0.72%
MGS-S Customer 9709	\$ 9,687.51	\$ 9,859.19	1.77%	\$ 31,379.32	\$ 31,551.00	0.55%
MGS-S Customer 9710	\$ 8,500.71	\$ 8,651.08	1.77%	\$ 31,545.41	\$ 31,695.78	0.48%
MGS-S Customer 9711	\$ 4,161.70	\$ 4,247.94	2.07%	\$ 10,245.09	\$ 10,331.34	0.84%
MGS-S Customer 9712	\$ 10,373.56	\$ 10,558.11	1.78%	\$ 27,092.62	\$ 27,277.17	0.68%
MGS-S Customer 9713	\$ 8,506.09	\$ 8,657.47	1.78%	\$ 32,218.09	\$ 32,369.47	0.47%
MGS-S Customer 9714	\$ 13,498.84	\$ 13,721.79	1.65%	\$ 67,550.13	\$ 67,773.07	0.33%
MGS-S Customer 9715	\$ 2,594.83	\$ 2,655.43	2.34%	\$ 7,503.59	\$ 7,564.20	0.81%
MGS-S Customer 9716	\$ 3,790.99	\$ 3,865.81	1.97%	\$ 9,839.43	\$ 9,914.24	0.76%
MGS-S Customer 9717	\$ 6,745.48	\$ 6,869.45	1.84%	\$ 26,170.30	\$ 26,294.27	0.47%

Internal Use

Customer	Delivery 7/22 Prices	Delivery 8/23 Prices	Delivery % Difference	Bundled 7/22 Prices	Bundled 8/23 Prices	Bundled % Difference
MGS-S Customer 9718	\$ 4,858.59	\$ 4,950.09	1.88%	\$ 14,884.66	\$ 14,976.16	0.61%
MGS-S Customer 9719	\$ 3,490.04	\$ 3,564.20	2.12%	\$ 11,799.75	\$ 11,873.91	0.63%
MGS-S Customer 9720	\$ 29,755.65	\$ 30,217.91	1.55%	\$ 163,558.40	\$ 164,020.66	0.28%
MGS-S Customer 9721	\$ 21,488.82	\$ 21,842.60	1.65%	\$ 74,744.83	\$ 75,098.61	0.47%
MGS-S Customer 9722	\$ 5,079.35	\$ 5,178.95	1.96%	\$ 15,559.73	\$ 15,659.33	0.64%
MGS-S Customer 9723	\$ 58,771.50	\$ 59,684.57	1.55%	\$ 271,704.13	\$ 272,617.20	0.34%
MGS-S Customer 9724	\$ 4,734.74	\$ 4,829.16	1.99%	\$ 14,287.18	\$ 14,381.60	0.66%
MGS-S Customer 9725	\$ 16,236.62	\$ 16,505.08	1.65%	\$ 68,413.98	\$ 68,682.44	0.39%
MGS-S Customer 9726	\$ 4,329.93	\$ 4,417.18	2.02%	\$ 14,601.32	\$ 14,688.57	0.60%
MGS-S Customer 9727	\$ 3,163.94	\$ 3,233.42	2.20%	\$ 9,133.07	\$ 9,202.55	0.76%
MGS-S Customer 9728	\$ 11,067.24	\$ 11,256.83	1.71%	\$ 45,672.68	\$ 45,862.27	0.42%
MGS-S Customer 9729	\$ 2,626.50	\$ 2,683.16	2.16%	\$ 7,782.08	\$ 7,838.74	0.73%
MGS-S Customer 9730	\$ 6,285.81	\$ 6,403.22	1.87%	\$ 20,792.72	\$ 20,910.14	0.56%
MGS-S Customer 9731	\$ 12,587.86	\$ 12,795.78	1.65%	\$ 52,926.13	\$ 53,134.05	0.39%
MGS-S Customer 9732	\$ 5,136.02	\$ 5,234.39	1.92%	\$ 22,024.19	\$ 22,122.56	0.45%
MGS-S Customer 9733	\$ 3,283.67	\$ 3,355.10	2.18%	\$ 9,675.47	\$ 9,746.90	0.74%
MGS-S Customer 9734	\$ 7,663.34	\$ 7,798.75	1.77%	\$ 24,756.04	\$ 24,891.45	0.55%
MGS-S Customer 9735	\$ 9,852.78	\$ 10,031.11	1.81%	\$ 18,513.96	\$ 18,692.30	0.96%
MGS-S Customer 9736	\$ 5,269.60	\$ 5,371.64	1.94%	\$ 17,687.78	\$ 17,789.82	0.58%
MGS-S Customer 9737	\$ 7,244.56	\$ 7,370.74	1.74%	\$ 30,771.57	\$ 30,897.74	0.41%
MGS-S Customer 9738	\$ 14,518.76	\$ 14,766.71	1.71%	\$ 43,413.76	\$ 43,661.71	0.57%
MGS-S Customer 9739	\$ 9,768.86	\$ 9,935.29	1.70%	\$ 37,267.78	\$ 37,434.21	0.45%
MGS-S Customer 9740	\$ 4,953.33	\$ 5,051.56	1.98%	\$ 14,018.10	\$ 14,116.33	0.70%
MGS-S Customer 9741	\$ 10,765.70	\$ 10,950.48	1.72%	\$ 45,562.87	\$ 45,747.65	0.41%
MGS-S Customer 9742	\$ 9,609.75	\$ 9,783.78	1.81%	\$ 18,440.05	\$ 18,614.08	0.94%
MGS-S Customer 9743	\$ 5,509.35	\$ 5,615.86	1.93%	\$ 15,486.85	\$ 15,593.36	0.69%
MGS-S Customer 9744	\$ 13,168.38	\$ 13,397.23	1.74%	\$ 30,417.63	\$ 30,646.47	0.75%
MGS-S Customer 9745	\$ 7,741.25	\$ 7,876.72	1.75%	\$ 28,720.86	\$ 28,856.33	0.47%
MGS-S Customer 9746	\$ 1,177.51	\$ 1,216.06	3.27%	\$ 2,484.80	\$ 2,523.35	1.55%
MGS-S Customer 9747	\$ 14,120.01	\$ 14,359.69	1.70%	\$ 44,422.73	\$ 44,662.41	0.54%
MGS-S Customer 9748	\$ 4,870.20	\$ 4,963.89	1.92%	\$ 9,370.01	\$ 9,463.71	1.00%
MGS-S Customer 9749	\$ 7,666.14	\$ 7,804.92	1.81%	\$ 28,055.35	\$ 28,194.13	0.49%
MGS-S Customer 9750	\$ 4,435.42	\$ 4,525.74	2.04%	\$ 10,247.90	\$ 10,338.22	0.88%
MGS-S Customer 9751	\$ 8,421.37	\$ 8,571.49	1.78%	\$ 32,105.95	\$ 32,256.06	0.47%
MGS-S Customer 9752	\$ 5,267.84	\$ 5,371.19	1.96%	\$ 13,642.91	\$ 13,746.26	0.76%
MGS-S Customer 9753	\$ 12,782.30	\$ 13,002.59	1.72%	\$ 44,922.39	\$ 45,142.67	0.49%
MGS-S Customer 9754	\$ 3,648.58	\$ 3,725.87	2.12%	\$ 11,154.91	\$ 11,232.19	0.69%
MGS-S Customer 9755	\$ 3,973.92	\$ 4,051.44	1.95%	\$ 11,080.55	\$ 11,158.07	0.70%
MGS-S Customer 9756	\$ 4,651.23	\$ 4,740.09	1.91%	\$ 14,091.69	\$ 14,180.55	0.63%
MGS-S Customer 9757	\$ 2,515.77	\$ 2,570.11	2.16%	\$ 7,135.57	\$ 7,189.90	0.76%

Internal Use

Customer	Delivery 7/22 Prices	Delivery 8/23 Prices	Delivery % Difference	Bundled 7/22 Prices	Bundled 8/23 Prices	Bundled % Difference
MGS-S Customer 9758	\$ 9,040.99	\$ 9,204.70	1.81%	\$ 21,120.94	\$ 21,284.65	0.78%
MGS-S Customer 9759	\$ 7,852.01	\$ 7,995.17	1.82%	\$ 24,166.46	\$ 24,309.62	0.59%
MGS-S Customer 9760	\$ 2,103.18	\$ 2,156.47	2.53%	\$ 5,595.31	\$ 5,648.60	0.95%
MGS-S Customer 9761	\$ 8,758.56	\$ 8,913.85	1.77%	\$ 32,810.49	\$ 32,965.78	0.47%
MGS-S Customer 9762	\$ 6,268.47	\$ 6,385.86	1.87%	\$ 21,994.80	\$ 22,112.20	0.53%
MGS-S Customer 9763	\$ 4,120.37	\$ 4,204.35	2.04%	\$ 13,897.11	\$ 13,981.09	0.60%
MGS-S Customer 9764	\$ 20,804.59	\$ 21,152.53	1.67%	\$ 59,923.90	\$ 60,271.84	0.58%
MGS-S Customer 9765	\$ 3,340.98	\$ 3,412.65	2.15%	\$ 11,047.15	\$ 11,118.82	0.65%
MGS-S Customer 9766	\$ 9,756.43	\$ 9,927.30	1.75%	\$ 38,203.52	\$ 38,374.38	0.45%
MGS-S Customer 9767	\$ 4,017.25	\$ 4,096.36	1.97%	\$ 10,663.85	\$ 10,742.96	0.74%
MGS-S Customer 9768	\$ 7,977.99	\$ 8,118.58	1.76%	\$ 18,705.06	\$ 18,845.65	0.75%
MGS-S Customer 9769	\$ 4,845.75	\$ 4,936.57	1.87%	\$ 16,654.22	\$ 16,745.03	0.55%
MGS-S Customer 9770	\$ 1,910.98	\$ 1,956.48	2.38%	\$ 4,901.60	\$ 4,947.10	0.93%
MGS-S Customer 9771	\$ 7,441.83	\$ 7,574.55	1.78%	\$ 19,096.72	\$ 19,229.44	0.69%
MGS-S Customer 9772	\$ 4,445.51	\$ 4,535.03	2.01%	\$ 13,827.35	\$ 13,916.88	0.65%
MGS-S Customer 9773	\$ 63,579.22	\$ 64,595.20	1.60%	\$ 197,916.73	\$ 198,932.71	0.51%
MGS-S Customer 9774	\$ 1,136.37	\$ 1,174.21	3.33%	\$ 3,097.14	\$ 3,134.97	1.22%
MGS-S Customer 9775	\$ 4,156.77	\$ 4,239.68	1.99%	\$ 18,538.68	\$ 18,621.59	0.45%
MGS-S Customer 9776	\$ 9,155.43	\$ 9,315.29	1.75%	\$ 38,891.41	\$ 39,051.27	0.41%
MGS-S Customer 9777	\$ 17,271.17	\$ 17,553.06	1.63%	\$ 79,787.11	\$ 80,069.00	0.35%
MGS-S Customer 9778	\$ 4,929.25	\$ 5,023.21	1.91%	\$ 11,757.19	\$ 11,851.15	0.80%
MGS-S Customer 9779	\$ 1,904.07	\$ 1,953.51	2.60%	\$ 6,424.34	\$ 6,473.78	0.77%
MGS-S Customer 9780	\$ 10,290.42	\$ 10,470.85	1.75%	\$ 34,998.79	\$ 35,179.23	0.52%
MGS-S Customer 9781	\$ 1,494.67	\$ 1,538.05	2.90%	\$ 3,481.49	\$ 3,524.87	1.25%
MGS-S Customer 9782	\$ 5,815.59	\$ 5,926.15	1.90%	\$ 18,227.26	\$ 18,337.81	0.61%
MGS-S Customer 9783	\$ 10,182.71	\$ 10,360.46	1.75%	\$ 34,374.62	\$ 34,552.36	0.52%
MGS-S Customer 9784	\$ 3,583.00	\$ 3,659.18	2.13%	\$ 10,964.77	\$ 11,040.96	0.69%
MGS-S Customer 9785	\$ 27,167.91	\$ 27,606.48	1.61%	\$ 71,922.71	\$ 72,361.27	0.61%
MGS-S Customer 9786	\$ 14,704.26	\$ 14,960.32	1.74%	\$ 24,558.71	\$ 24,814.76	1.04%
MGS-S Customer 9787	\$ 3,773.56	\$ 3,852.51	2.09%	\$ 11,555.03	\$ 11,633.98	0.68%
MGS-S Customer 9788	\$ 3,737.13	\$ 3,816.04	2.11%	\$ 9,701.92	\$ 9,780.83	0.81%
MGS-S Customer 9789	\$ 11,647.07	\$ 11,848.57	1.73%	\$ 40,028.23	\$ 40,229.72	0.50%
MGS-S Customer 9790	\$ 2,593.59	\$ 2,649.25	2.15%	\$ 6,983.37	\$ 7,039.03	0.80%
MGS-S Customer 9791	\$ 6,051.51	\$ 6,164.99	1.88%	\$ 22,561.69	\$ 22,675.18	0.50%
MGS-S Customer 9792	\$ 2,109.39	\$ 2,159.32	2.37%	\$ 3,789.87	\$ 3,839.80	1.32%
MGS-S Customer 9793	\$ 10,007.56	\$ 10,180.44	1.73%	\$ 40,845.04	\$ 41,017.92	0.42%
MGS-S Customer 9794	\$ 16,194.50	\$ 16,463.99	1.66%	\$ 60,483.10	\$ 60,752.59	0.45%
MGS-S Customer 9795	\$ 5,082.15	\$ 5,182.16	1.97%	\$ 14,033.79	\$ 14,133.80	0.71%
MGS-S Customer 9796	\$ 4,655.19	\$ 4,744.10	1.91%	\$ 11,946.47	\$ 12,035.38	0.74%
MGS-S Customer 9797	\$ 2,787.41	\$ 2,851.20	2.29%	\$ 8,141.23	\$ 8,205.02	0.78%

Customer	Delivery 7/22 Prices	Delivery 8/23 Prices	Delivery % Difference	Bundled 7/22 Prices	Bundled 8/23 Prices	Bundled % Difference
MGS-S Customer 9798	\$ 5,708.52	\$ 5,820.84	1.97%	\$ 9,045.02	\$ 9,157.34	1.24%
MGS-S Customer 9799	\$ 2,940.43	\$ 3,001.97	2.09%	\$ 8,752.56	\$ 8,814.11	0.70%
MGS-S Customer 9800	\$ 4,025.94	\$ 4,109.93	2.09%	\$ 7,961.86	\$ 8,045.86	1.06%
MGS-S Customer 9801	\$ 2,482.51	\$ 2,536.81	2.19%	\$ 7,375.74	\$ 7,430.04	0.74%
MGS-S Customer 9802	\$ 4,474.95	\$ 4,560.08	1.90%	\$ 14,986.40	\$ 15,071.54	0.57%
MGS-S Customer 9803	\$ 1,583.86	\$ 1,628.13	2.80%	\$ 5,852.18	\$ 5,896.45	0.76%
MGS-S Customer 9804	\$ 12,969.21	\$ 13,191.17	1.71%	\$ 43,829.54	\$ 44,051.50	0.51%
MGS-S Customer 9805	\$ 3,227.20	\$ 3,297.52	2.18%	\$ 8,008.44	\$ 8,078.77	0.88%
MGS-S Customer 9806	\$ 3,124.47	\$ 3,189.29	2.07%	\$ 7,486.48	\$ 7,551.31	0.87%
MGS-S Customer 9807	\$ 3,425.09	\$ 3,499.25	2.17%	\$ 9,334.81	\$ 9,408.97	0.79%
MGS-S Customer 9808	\$ 2,515.28	\$ 2,570.83	2.21%	\$ 6,765.32	\$ 6,820.87	0.82%
MGS-S Customer 9809	\$ 7,460.57	\$ 7,597.50	1.84%	\$ 22,831.32	\$ 22,968.25	0.60%
MGS-S Customer 9810	\$ 8,443.65	\$ 8,588.98	1.72%	\$ 33,480.87	\$ 33,626.21	0.43%
MGS-S Customer 9811	\$ 12,431.31	\$ 12,645.33	1.72%	\$ 32,578.28	\$ 32,792.30	0.66%
MGS-S Customer 9812	\$ 6,056.66	\$ 6,173.36	1.93%	\$ 15,645.67	\$ 15,762.37	0.75%
MGS-S Customer 9813	\$ 6,264.10	\$ 6,384.30	1.92%	\$ 14,160.52	\$ 14,280.72	0.85%
MGS-S Customer 9814	\$ 13,929.62	\$ 14,167.05	1.70%	\$ 46,508.47	\$ 46,745.91	0.51%
MGS-S Customer 9815	\$ 6,957.24	\$ 7,086.72	1.86%	\$ 20,010.72	\$ 20,140.20	0.65%
MGS-S Customer 9816	\$ 6,450.26	\$ 6,568.54	1.83%	\$ 28,230.97	\$ 28,349.25	0.42%
MGS-S Customer 9817	\$ 21,951.54	\$ 22,308.41	1.63%	\$ 56,386.04	\$ 56,742.91	0.63%
MGS-S Customer 9818	\$ 18,755.83	\$ 19,067.34	1.66%	\$ 52,884.10	\$ 53,195.61	0.59%
MGS-S Customer 9819	\$ 3,653.87	\$ 3,726.96	2.00%	\$ 10,340.58	\$ 10,413.67	0.71%
MGS-S Customer 9820	\$ 6,495.50	\$ 6,619.07	1.90%	\$ 13,796.95	\$ 13,920.52	0.90%
MGS-S Customer 9821	\$ 4,052.62	\$ 4,136.67	2.07%	\$ 9,660.68	\$ 9,744.73	0.87%
MGS-S Customer 9822	\$ 4,297.00	\$ 4,381.48	1.97%	\$ 8,818.99	\$ 8,903.46	0.96%
MGS-S Customer 9823	\$ 1,776.55	\$ 1,817.33	2.30%	\$ 11,460.51	\$ 11,501.29	0.36%
MGS-S Customer 9824	\$ 4,585.63	\$ 4,671.09	1.86%	\$ 18,903.67	\$ 18,989.13	0.45%
MGS-S Customer 9825	\$ 9,410.15	\$ 9,569.79	1.70%	\$ 39,385.62	\$ 39,545.26	0.41%
MGS-S Customer 9826	\$ 4,288.20	\$ 4,375.78	2.04%	\$ 12,373.38	\$ 12,460.96	0.71%
MGS-S Customer 9827	\$ 1,132.57	\$ 1,165.68	2.92%	\$ 2,623.48	\$ 2,656.59	1.26%
MGS-S Customer 9828	\$ 9,573.47	\$ 9,741.65	1.76%	\$ 19,838.92	\$ 20,007.10	0.85%
MGS-S Customer 9829	\$ 2,757.64	\$ 2,816.38	2.13%	\$ 8,151.91	\$ 8,210.65	0.72%
MGS-S Customer 9830	\$ 3,517.88	\$ 3,588.08	2.00%	\$ 11,922.43	\$ 11,992.63	0.59%
MGS-S Customer 9831	\$ 7,970.97	\$ 8,112.30	1.77%	\$ 22,142.64	\$ 22,283.97	0.64%
MGS-S Customer 9832	\$ 3,674.57	\$ 3,751.47	2.09%	\$ 13,345.84	\$ 13,422.75	0.58%
MGS-S Customer 9833	\$ 5,110.73	\$ 5,207.13	1.89%	\$ 13,314.40	\$ 13,410.80	0.72%
MGS-S Customer 9834	\$ 7,365.56	\$ 7,495.31	1.76%	\$ 28,104.42	\$ 28,234.17	0.46%
MGS-S Customer 9835	\$ 18,101.00	\$ 18,406.92	1.69%	\$ 42,685.97	\$ 42,991.89	0.72%
MGS-S Customer 9836	\$ 1,077.52	\$ 1,106.34	2.67%	\$ 12,954.32	\$ 12,983.13	0.22%
MGS-S Customer 9837	\$ 6,563.54	\$ 6,683.45	1.83%	\$ 28,736.17	\$ 28,856.09	0.42%

Internal Use

Customer	Delivery 7/22 Prices	Delivery 8/23 Prices	Delivery % Difference	Bundled 7/22 Prices	Bundled 8/23 Prices	Bundled % Difference
MGS-S Customer 9838	\$ 5,733.40	\$ 5,838.99	1.84%	\$ 15,962.97	\$ 16,068.56	0.66%
MGS-S Customer 9839	\$ 8,416.83	\$ 8,568.60	1.80%	\$ 26,890.98	\$ 27,042.75	0.56%
MGS-S Customer 9840	\$ 4,244.31	\$ 4,326.47	1.94%	\$ 13,064.32	\$ 13,146.48	0.63%
MGS-S Customer 9841	\$ 4,526.32	\$ 4,612.15	1.90%	\$ 15,160.96	\$ 15,246.78	0.57%
MGS-S Customer 9842	\$ 6,257.42	\$ 6,372.43	1.84%	\$ 28,570.83	\$ 28,685.84	0.40%
MGS-S Customer 9843	\$ 8,362.95	\$ 8,515.09	1.82%	\$ 21,836.92	\$ 21,989.06	0.70%
MGS-S Customer 9844	\$ 9,159.86	\$ 9,322.19	1.77%	\$ 31,816.06	\$ 31,978.39	0.51%
MGS-S Customer 9845	\$ 7,039.05	\$ 7,164.31	1.78%	\$ 21,753.69	\$ 21,878.96	0.58%
MGS-S Customer 9846	\$ 11,274.52	\$ 11,468.70	1.72%	\$ 41,865.19	\$ 42,059.37	0.46%
MGS-S Customer 9847	\$ 15,205.69	\$ 15,460.80	1.68%	\$ 51,687.79	\$ 51,942.90	0.49%
MGS-S Customer 9848	\$ 6,636.21	\$ 6,760.44	1.87%	\$ 19,781.10	\$ 19,905.33	0.63%
MGS-S Customer 9849	\$ 10,277.38	\$ 10,459.32	1.77%	\$ 22,297.92	\$ 22,479.86	0.82%
MGS-S Customer 9850	\$ 4,535.54	\$ 4,623.07	1.93%	\$ 9,726.31	\$ 9,813.84	0.90%
MGS-S Customer 9851	\$ 31,777.10	\$ 32,296.45	1.63%	\$ 93,205.25	\$ 93,724.60	0.56%
MGS-S Customer 9852	\$ 9,980.11	\$ 10,156.38	1.77%	\$ 21,305.93	\$ 21,482.19	0.83%
MGS-S Customer 9853	\$ 3,171.28	\$ 3,235.78	2.03%	\$ 10,531.91	\$ 10,596.42	0.61%
MGS-S Customer 9854	\$ 59,836.57	\$ 60,801.34	1.61%	\$ 164,010.76	\$ 164,975.52	0.59%
MGS-S Customer 9855	\$ 7,784.01	\$ 7,922.80	1.78%	\$ 33,013.42	\$ 33,152.22	0.42%
MGS-S Customer 9856	\$ 16,174.32	\$ 16,448.23	1.69%	\$ 53,442.55	\$ 53,716.47	0.51%
MGS-S Customer 9857	\$ 5,212.53	\$ 5,309.93	1.87%	\$ 15,180.44	\$ 15,277.84	0.64%
MGS-S Customer 9858	\$ 2,745.05	\$ 2,805.37	2.20%	\$ 5,730.08	\$ 5,790.39	1.05%
MGS-S Customer 9859	\$ 7,141.42	\$ 7,267.67	1.77%	\$ 24,682.15	\$ 24,808.40	0.51%
MGS-S Customer 9860	\$ 21,086.44	\$ 21,442.20	1.69%	\$ 51,430.30	\$ 51,786.06	0.69%
MGS-S Customer 9861	\$ 6,659.96	\$ 6,783.64	1.86%	\$ 22,217.64	\$ 22,341.32	0.56%
MGS-S Customer 9862	\$ 4,403.75	\$ 4,489.09	1.94%	\$ 9,431.35	\$ 9,516.69	0.90%
MGS-S Customer 9863	\$ 3,851.31	\$ 3,931.73	2.09%	\$ 10,716.73	\$ 10,797.15	0.75%
MGS-S Customer 9864	\$ 6,061.74	\$ 6,174.95	1.87%	\$ 23,753.99	\$ 23,867.19	0.48%
MGS-S Customer 9865	\$ 6,927.18	\$ 7,055.34	1.85%	\$ 21,703.19	\$ 21,831.35	0.59%
MGS-S Customer 9866	\$ 5,879.46	\$ 5,991.98	1.91%	\$ 17,881.71	\$ 17,994.24	0.63%
MGS-S Customer 9867	\$ 4,351.28	\$ 4,440.12	2.04%	\$ 11,896.34	\$ 11,985.18	0.75%
MGS-S Customer 9868	\$ 5,600.25	\$ 5,708.46	1.93%	\$ 16,487.29	\$ 16,595.50	0.66%
MGS-S Customer 9869	\$ 13,159.15	\$ 13,385.09	1.72%	\$ 37,776.12	\$ 38,002.05	0.60%
MGS-S Customer 9870	\$ 4,950.37	\$ 5,048.06	1.97%	\$ 14,335.30	\$ 14,432.99	0.68%
MGS-S Customer 9871	\$ 1,730.00	\$ 1,777.03	2.72%	\$ 4,911.56	\$ 4,958.59	0.96%
MGS-S Customer 9872	\$ 9,360.44	\$ 9,527.20	1.78%	\$ 26,445.14	\$ 26,611.90	0.63%
MGS-S Customer 9873	\$ 4,600.88	\$ 4,692.28	1.99%	\$ 14,757.78	\$ 14,849.18	0.62%
MGS-S Customer 9874	\$ 4,805.18	\$ 4,895.87	1.89%	\$ 14,610.14	\$ 14,700.84	0.62%
MGS-S Customer 9875	\$ 5,369.97	\$ 5,472.73	1.91%	\$ 20,707.69	\$ 20,810.46	0.50%
MGS-S Customer 9876	\$ 3,595.45	\$ 3,671.58	2.12%	\$ 11,268.71	\$ 11,344.84	0.68%
MGS-S Customer 9877	\$ 14,945.66	\$ 15,207.15	1.75%	\$ 25,677.31	\$ 25,938.79	1.02%

Internal Use

Customer	Delivery 7/22 Prices	Delivery 8/23 Prices	Delivery % Difference	Bundled 7/22 Prices	Bundled 8/23 Prices	Bundled % Difference
MGS-S Customer 9878	\$ 3,999.35	\$ 4,082.24	2.07%	\$ 11,231.89	\$ 11,314.79	0.74%
MGS-S Customer 9879	\$ 5,111.13	\$ 5,205.55	1.85%	\$ 18,814.43	\$ 18,908.85	0.50%
MGS-S Customer 9880	\$ 3,586.94	\$ 3,660.36	2.05%	\$ 7,932.16	\$ 8,005.58	0.93%
MGS-S Customer 9881	\$ 2,939.14	\$ 3,002.15	2.14%	\$ 5,986.44	\$ 6,049.45	1.05%
MGS-S Customer 9882	\$ 9,244.54	\$ 9,412.58	1.82%	\$ 20,373.82	\$ 20,541.86	0.82%
MGS-S Customer 9883	\$ 12,042.85	\$ 12,249.91	1.72%	\$ 42,688.37	\$ 42,895.43	0.49%
MGS-S Customer 9884	\$ 15,696.01	\$ 15,954.16	1.64%	\$ 73,083.79	\$ 73,341.94	0.35%
MGS-S Customer 9885	\$ 9,866.82	\$ 10,039.10	1.75%	\$ 36,695.93	\$ 36,868.21	0.47%
MGS-S Customer 9886	\$ 3,870.15	\$ 3,945.69	1.95%	\$ 13,250.74	\$ 13,326.28	0.57%
MGS-S Customer 9887	\$ 8,206.90	\$ 8,356.20	1.82%	\$ 23,152.59	\$ 23,301.89	0.64%
MGS-S Customer 9888	\$ 8,314.29	\$ 8,461.62	1.77%	\$ 34,887.45	\$ 35,034.78	0.42%
MGS-S Customer 9889	\$ 4,610.10	\$ 4,699.76	1.94%	\$ 7,668.03	\$ 7,757.68	1.17%
MGS-S Customer 9890	\$ 27,635.62	\$ 28,087.79	1.64%	\$ 81,659.49	\$ 82,111.65	0.55%
MGS-S Customer 9891	\$ 3,596.91	\$ 3,672.37	2.10%	\$ 11,620.96	\$ 11,696.42	0.65%
MGS-S Customer 9892	\$ 2,905.93	\$ 2,971.47	2.26%	\$ 8,536.84	\$ 8,602.38	0.77%
MGS-S Customer 9893	\$ 24,272.04	\$ 24,673.13	1.65%	\$ 79,859.03	\$ 80,260.12	0.50%
MGS-S Customer 9894	\$ 5,469.98	\$ 5,577.05	1.96%	\$ 14,090.04	\$ 14,197.10	0.76%
MGS-S Customer 9895	\$ 8,412.89	\$ 8,565.51	1.81%	\$ 23,893.33	\$ 24,045.95	0.64%
MGS-S Customer 9896	\$ 5,301.55	\$ 5,399.33	1.84%	\$ 18,932.75	\$ 19,030.53	0.52%
MGS-S Customer 9897	\$ 8,584.01	\$ 8,732.61	1.73%	\$ 27,862.57	\$ 28,011.18	0.53%
MGS-S Customer 9898	\$ 6,598.95	\$ 6,718.30	1.81%	\$ 19,325.06	\$ 19,444.42	0.62%
MGS-S Customer 9899	\$ 3,837.42	\$ 3,918.34	2.11%	\$ 9,459.19	\$ 9,540.11	0.86%
MGS-S Customer 9900	\$ 6,672.75	\$ 6,797.81	1.87%	\$ 18,355.07	\$ 18,480.13	0.68%
MGS-S Customer 9901	\$ 5,335.96	\$ 5,433.75	1.83%	\$ 20,764.30	\$ 20,862.09	0.47%
MGS-S Customer 9902	\$ 1,037.38	\$ 1,068.96	3.04%	\$ 2,528.29	\$ 2,559.87	1.25%
MGS-S Customer 9903	\$ 3,654.46	\$ 3,727.14	1.99%	\$ 11,011.90	\$ 11,084.58	0.66%
MGS-S Customer 9904	\$ 5,650.21	\$ 5,758.68	1.92%	\$ 16,781.78	\$ 16,890.25	0.65%
MGS-S Customer 9905	\$ 9,107.15	\$ 9,264.30	1.73%	\$ 44,545.22	\$ 44,702.38	0.35%
MGS-S Customer 9906	\$ 2,672.05	\$ 2,734.36	2.33%	\$ 7,032.81	\$ 7,095.12	0.89%
MGS-S Customer 9907	\$ 6,827.66	\$ 6,951.87	1.82%	\$ 29,273.50	\$ 29,397.71	0.42%
MGS-S Customer 9908	\$ 2,871.53	\$ 2,933.42	2.16%	\$ 5,510.33	\$ 5,572.23	1.12%
MGS-S Customer 9909	\$ 10,278.83	\$ 10,463.83	1.80%	\$ 17,540.75	\$ 17,725.74	1.05%
MGS-S Customer 9910	\$ 6,347.60	\$ 6,466.49	1.87%	\$ 21,688.86	\$ 21,807.76	0.55%
MGS-S Customer 9911	\$ 11,486.46	\$ 11,690.14	1.77%	\$ 25,335.21	\$ 25,538.90	0.80%
MGS-S Customer 9912	\$ 6,138.24	\$ 6,248.12	1.79%	\$ 23,627.32	\$ 23,737.20	0.47%
MGS-S Customer 9913	\$ 6,916.90	\$ 7,046.91	1.88%	\$ 17,872.50	\$ 18,002.51	0.73%
MGS-S Customer 9914	\$ 4,495.97	\$ 4,587.77	2.04%	\$ 10,553.89	\$ 10,645.69	0.87%
MGS-S Customer 9915	\$ 7,236.38	\$ 7,369.05	1.83%	\$ 24,731.18	\$ 24,863.85	0.54%
MGS-S Customer 9916	\$ 6,509.91	\$ 6,630.75	1.86%	\$ 24,124.00	\$ 24,244.84	0.50%
MGS-S Customer 9917	\$ 7,325.69	\$ 7,459.09	1.82%	\$ 26,531.24	\$ 26,664.64	0.50%

Internal Use

Customer	Delivery 7/22 Prices	Delivery 8/23 Prices	Delivery % Difference	Bundled 7/22 Prices	Bundled 8/23 Prices	Bundled % Difference
MGS-S Customer 9918	\$ 18,436.80	\$ 18,743.45	1.66%	\$ 64,617.61	\$ 64,924.25	0.47%
MGS-S Customer 9919	\$ 40,591.49	\$ 41,232.42	1.58%	\$ 145,074.19	\$ 145,715.12	0.44%
MGS-S Customer 9920	\$ 44,078.81	\$ 44,769.57	1.57%	\$ 169,165.53	\$ 169,856.29	0.41%
MGS-S Customer 9921	\$ 24,382.52	\$ 24,774.43	1.61%	\$ 89,389.41	\$ 89,781.32	0.44%
MGS-S Customer 9922	\$ 8,965.87	\$ 9,118.66	1.70%	\$ 33,573.69	\$ 33,726.48	0.46%
MGS-S Customer 9923	\$ 4,046.45	\$ 4,128.32	2.02%	\$ 10,559.48	\$ 10,641.35	0.78%
MGS-S Customer 9924	\$ 21,424.14	\$ 21,779.46	1.66%	\$ 66,489.73	\$ 66,845.05	0.53%
MGS-S Customer 9925	\$ 8,779.11	\$ 8,936.94	1.80%	\$ 27,155.33	\$ 27,313.17	0.58%
MGS-S Customer 9926	\$ 5,984.14	\$ 6,094.62	1.85%	\$ 15,700.78	\$ 15,811.26	0.70%
MGS-S Customer 9927	\$ 12,848.24	\$ 13,068.17	1.71%	\$ 41,834.65	\$ 42,054.58	0.53%
MGS-S Customer 9928	\$ 3,379.51	\$ 3,453.96	2.20%	\$ 7,511.28	\$ 7,585.73	0.99%
MGS-S Customer 9929	\$ 48,948.18	\$ 49,720.81	1.58%	\$ 93,373.89	\$ 94,146.52	0.83%
MGS-S Customer 9930	\$ 3,556.42	\$ 3,627.49	2.00%	\$ 11,843.50	\$ 11,914.58	0.60%
MGS-S Customer 9931	\$ 3,920.02	\$ 3,999.02	2.02%	\$ 7,677.01	\$ 7,756.01	1.03%
MGS-S Customer 9932	\$ 14,787.60	\$ 15,041.56	1.72%	\$ 40,336.96	\$ 40,590.92	0.63%
MGS-S Customer 9933	\$ 5,357.02	\$ 5,461.21	1.94%	\$ 16,037.01	\$ 16,141.21	0.65%
MGS-S Customer 9934	\$ 20,498.91	\$ 20,840.12	1.66%	\$ 55,874.94	\$ 56,216.15	0.61%
MGS-S Customer 9935	\$ 20,494.44	\$ 20,835.23	1.66%	\$ 80,688.54	\$ 81,029.33	0.42%
MGS-S Customer 9936	\$ 3,955.41	\$ 4,033.03	1.96%	\$ 11,936.84	\$ 12,014.46	0.65%
MGS-S Customer 9937	\$ 5,662.90	\$ 5,769.93	1.89%	\$ 17,985.09	\$ 18,092.12	0.60%
MGS-S Customer 9938	\$ 4,470.62	\$ 4,562.27	2.05%	\$ 7,773.41	\$ 7,865.06	1.18%
MGS-S Customer 9939	\$ 5,019.13	\$ 5,112.08	1.85%	\$ 19,044.08	\$ 19,137.03	0.49%
MGS-S Customer 9940	\$ 6,211.96	\$ 6,323.25	1.79%	\$ 23,828.90	\$ 23,940.19	0.47%
MGS-S Customer 9941	\$ 2,874.10	\$ 2,935.15	2.12%	\$ 7,265.37	\$ 7,326.42	0.84%
MGS-S Customer 9942	\$ 5,604.71	\$ 5,711.74	1.91%	\$ 20,097.91	\$ 20,204.94	0.53%
MGS-S Customer 9943	\$ 4,938.96	\$ 5,036.80	1.98%	\$ 13,259.64	\$ 13,357.48	0.74%
MGS-S Customer 9944	\$ 8,364.15	\$ 8,516.35	1.82%	\$ 23,410.50	\$ 23,562.70	0.65%
MGS-S Customer 9945	\$ 4,186.35	\$ 4,269.11	1.98%	\$ 6,687.81	\$ 6,770.57	1.24%
MGS-S Customer 9946	\$ 3,574.61	\$ 3,651.12	2.14%	\$ 9,883.79	\$ 9,960.30	0.77%
MGS-S Customer 9947	\$ 4,061.18	\$ 4,145.75	2.08%	\$ 10,785.94	\$ 10,870.51	0.78%
MGS-S Customer 9948	\$ 15,311.79	\$ 15,566.98	1.67%	\$ 61,200.08	\$ 61,455.27	0.42%
MGS-S Customer 9949	\$ 36,572.58	\$ 37,159.26	1.60%	\$ 104,842.84	\$ 105,429.52	0.56%
MGS-S Customer 9950	\$ 4,317.26	\$ 4,404.93	2.03%	\$ 11,889.97	\$ 11,977.64	0.74%
MGS-S Customer 9951	\$ 29,258.14	\$ 29,728.82	1.61%	\$ 118,786.01	\$ 119,256.69	0.40%
MGS-S Customer 9952	\$ 4,090.00	\$ 4,174.37	2.06%	\$ 10,918.39	\$ 11,002.77	0.77%
MGS-S Customer 9953	\$ 2,367.27	\$ 2,420.02	2.23%	\$ 6,722.32	\$ 6,775.07	0.78%
MGS-S Customer 9954	\$ 4,456.13	\$ 4,547.03	2.04%	\$ 10,539.53	\$ 10,630.43	0.86%
MGS-S Customer 9955	\$ 8,786.00	\$ 8,943.88	1.80%	\$ 28,651.08	\$ 28,808.96	0.55%
MGS-S Customer 9956	\$ 7,346.95	\$ 7,480.66	1.82%	\$ 26,968.30	\$ 27,102.02	0.50%
MGS-S Customer 9957	\$ 8,834.01	\$ 8,988.29	1.75%	\$ 32,609.99	\$ 32,764.27	0.47%

Internal Use

Customer	Delivery 7/22 Prices	Delivery 8/23 Prices	Delivery % Difference	Bundled 7/22 Prices	Bundled 8/23 Prices	Bundled % Difference
MGS-S Customer 9958	\$ 6,494.69	\$ 6,615.11	1.85%	\$ 21,897.43	\$ 22,017.85	0.55%
MGS-S Customer 9959	\$ 7,949.10	\$ 8,095.34	1.84%	\$ 18,716.28	\$ 18,862.52	0.78%
MGS-S Customer 9960	\$ 11,263.62	\$ 11,454.36	1.69%	\$ 40,250.03	\$ 40,440.77	0.47%
MGS-S Customer 9961	\$ 5,251.91	\$ 5,348.55	1.84%	\$ 19,743.40	\$ 19,840.04	0.49%
MGS-S Customer 9962	\$ 2,384.04	\$ 2,441.47	2.41%	\$ 6,968.87	\$ 7,026.30	0.82%
MGS-S Customer 9963	\$ 19,324.27	\$ 19,643.04	1.65%	\$ 71,885.56	\$ 72,204.33	0.44%
MGS-S Customer 9964	\$ 3,916.92	\$ 3,997.60	2.06%	\$ 13,904.48	\$ 13,985.16	0.58%
MGS-S Customer 9965	\$ 12,364.74	\$ 12,573.81	1.69%	\$ 39,907.54	\$ 40,116.61	0.52%
MGS-S Customer 9966	\$ 6,365.65	\$ 6,484.18	1.86%	\$ 24,876.37	\$ 24,994.89	0.48%
MGS-S Customer 9967	\$ 20,340.62	\$ 20,675.07	1.64%	\$ 77,015.40	\$ 77,349.85	0.43%
MGS-S Customer 9968	\$ 7,729.07	\$ 7,870.51	1.83%	\$ 23,642.80	\$ 23,784.24	0.60%
MGS-S Customer 9969	\$ 5,803.71	\$ 5,908.74	1.81%	\$ 21,897.98	\$ 22,003.01	0.48%
MGS-S Customer 9970	\$ 9,740.63	\$ 9,904.97	1.69%	\$ 41,935.56	\$ 42,099.90	0.39%
MGS-S Customer 9971	\$ 7,912.21	\$ 8,056.29	1.82%	\$ 24,503.41	\$ 24,647.49	0.59%
MGS-S Customer 9972	\$ 5,322.24	\$ 5,425.83	1.95%	\$ 15,255.52	\$ 15,359.11	0.68%
MGS-S Customer 9973	\$ 8,908.50	\$ 9,069.79	1.81%	\$ 21,902.56	\$ 22,063.85	0.74%
MGS-S Customer 9974	\$ 7,664.46	\$ 7,801.27	1.78%	\$ 33,483.48	\$ 33,620.29	0.41%
MGS-S Customer 9975	\$ 513.83	\$ 537.47	4.60%	\$ 549.02	\$ 572.66	4.31%
MGS-S Customer 9976	\$ 4,965.49	\$ 5,063.61	1.98%	\$ 14,728.18	\$ 14,826.30	0.67%
MGS-S Customer 9977	\$ 18,306.38	\$ 18,611.12	1.66%	\$ 60,145.17	\$ 60,449.90	0.51%
MGS-S Customer 9978	\$ 21,467.16	\$ 21,813.39	1.61%	\$ 97,173.70	\$ 97,519.92	0.36%
MGS-S Customer 9979	\$ 3,428.18	\$ 3,499.07	2.07%	\$ 7,575.15	\$ 7,646.04	0.94%
MGS-S Customer 9980	\$ 5,032.86	\$ 5,126.99	1.87%	\$ 18,392.11	\$ 18,486.24	0.51%
MGS-S Customer 9981	\$ 3,135.78	\$ 3,203.89	2.17%	\$ 11,899.81	\$ 11,967.91	0.57%
MGS-S Customer 9982	\$ 3,809.22	\$ 3,883.60	1.95%	\$ 13,373.20	\$ 13,447.58	0.56%
MGS-S Customer 9983	\$ 534.53	\$ 558.49	4.48%	\$ 604.58	\$ 628.53	3.96%
MGS-S Customer 9984	\$ 3,594.36	\$ 3,667.06	2.02%	\$ 8,518.89	\$ 8,591.60	0.85%
MGS-S Customer 9985	\$ 15,440.79	\$ 15,704.98	1.71%	\$ 42,013.95	\$ 42,278.14	0.63%
MGS-S Customer 9986	\$ 4,272.20	\$ 4,359.16	2.04%	\$ 12,814.55	\$ 12,901.51	0.68%
MGS-S Customer 9987	\$ 11,833.48	\$ 12,039.70	1.74%	\$ 30,673.27	\$ 30,879.49	0.67%
MGS-S Customer 9988	\$ 7,219.51	\$ 7,349.38	1.80%	\$ 12,411.65	\$ 12,541.52	1.05%
MGS-S Customer 9989	\$ 4,723.25	\$ 4,814.77	1.94%	\$ 21,483.44	\$ 21,574.96	0.43%
MGS-S Customer 9990	\$ 3,352.75	\$ 3,425.46	2.17%	\$ 8,541.00	\$ 8,613.72	0.85%
MGS-S Customer 9991	\$ 6,830.08	\$ 6,958.48	1.88%	\$ 17,849.67	\$ 17,978.07	0.72%
MGS-S Customer 9992	\$ 3,345.66	\$ 3,417.92	2.16%	\$ 9,933.65	\$ 10,005.91	0.73%
MGS-S Customer 9993	\$ 7,397.08	\$ 7,531.54	1.82%	\$ 27,151.78	\$ 27,286.24	0.50%
MGS-S Customer 9994	\$ 8,015.93	\$ 8,155.94	1.75%	\$ 27,342.03	\$ 27,482.04	0.51%
MGS-S Customer 9995	\$ 4,215.87	\$ 4,302.14	2.05%	\$ 11,551.26	\$ 11,637.52	0.75%
MGS-S Customer 9996	\$ 5,678.22	\$ 5,782.86	1.84%	\$ 17,014.09	\$ 17,118.73	0.62%
MGS-S Customer 9997	\$ 3,421.31	\$ 3,495.86	2.18%	\$ 7,937.01	\$ 8,011.56	0.94%

Internal Use

Customer	Delivery 7/22 Prices	Delivery 8/23 Prices	Delivery % Difference	Bundled 7/22 Prices	Bundled 8/23 Prices	Bundled % Difference
MGS-S Customer 9998	\$ 20,624.88	\$ 20,966.57	1.66%	\$ 68,789.30	\$ 69,130.99	0.50%
MGS-S Customer 9999	\$ 6,566.44	\$ 6,689.89	1.88%	\$ 17,659.15	\$ 17,782.61	0.70%
MGS-S Customer 10000	\$ 542.41	\$ 566.50	4.44%	\$ 610.97	\$ 635.06	3.94%
MGS-S Customer 10001	\$ 7,554.84	\$ 7,688.88	1.77%	\$ 20,690.59	\$ 20,824.63	0.65%
MGS-S Customer 10002	\$ 17,940.82	\$ 18,239.20	1.66%	\$ 62,832.73	\$ 63,131.11	0.47%
MGS-S Customer 10003	\$ 5,212.42	\$ 5,310.67	1.88%	\$ 11,010.16	\$ 11,108.41	0.89%
MGS-S Customer 10004	\$ 6,873.91	\$ 6,999.73	1.83%	\$ 26,856.68	\$ 26,982.50	0.47%
MGS-S Customer 10005	\$ 8,656.66	\$ 8,811.71	1.79%	\$ 30,156.51	\$ 30,311.56	0.51%
MGS-S Customer 10006	\$ 8,879.88	\$ 9,037.63	1.78%	\$ 31,190.88	\$ 31,348.64	0.51%
MGS-S Customer 10007	\$ 2,220.68	\$ 2,271.30	2.28%	\$ 5,871.06	\$ 5,921.68	0.86%
MGS-S Customer 10008	\$ 10,951.16	\$ 11,140.50	1.73%	\$ 41,244.75	\$ 41,434.08	0.46%
MGS-S Customer 10009	\$ 7,141.96	\$ 7,273.73	1.85%	\$ 23,564.05	\$ 23,695.82	0.56%
MGS-S Customer 10010	\$ 32,020.85	\$ 32,539.37	1.62%	\$ 109,834.41	\$ 110,352.93	0.47%
MGS-S Customer 10011	\$ 5,979.91	\$ 6,095.57	1.93%	\$ 13,745.38	\$ 13,861.04	0.84%
MGS-S Customer 10012	\$ 3,227.94	\$ 3,297.60	2.16%	\$ 11,904.44	\$ 11,974.10	0.59%
MGS-S Customer 10013	\$ 6,484.22	\$ 6,605.88	1.88%	\$ 20,643.78	\$ 20,765.43	0.59%
MGS-S Customer 10014	\$ 7,128.24	\$ 7,257.21	1.81%	\$ 29,880.54	\$ 30,009.51	0.43%
MGS-S Customer 10015	\$ 8,445.77	\$ 8,598.51	1.81%	\$ 25,749.86	\$ 25,902.60	0.59%
MGS-S Customer 10016	\$ 14,733.57	\$ 14,983.41	1.70%	\$ 51,924.10	\$ 52,173.95	0.48%
MGS-S Customer 10017	\$ 15,779.60	\$ 16,046.30	1.69%	\$ 51,539.56	\$ 51,806.26	0.52%
MGS-S Customer 10018	\$ 3,920.65	\$ 4,002.30	2.08%	\$ 10,933.69	\$ 11,015.35	0.75%
MGS-S Customer 10019	\$ 3,542.67	\$ 3,613.40	2.00%	\$ 11,565.35	\$ 11,636.08	0.61%
MGS-S Customer 10020	\$ 2,779.23	\$ 2,838.56	2.13%	\$ 7,534.77	\$ 7,594.10	0.79%
MGS-S Customer 10021	\$ 7,192.24	\$ 7,323.97	1.83%	\$ 25,564.12	\$ 25,695.85	0.52%
MGS-S Customer 10022	\$ 1,890.61	\$ 1,934.93	2.34%	\$ 7,576.02	\$ 7,620.35	0.59%
MGS-S Customer 10023	\$ 29,290.25	\$ 29,768.40	1.63%	\$ 89,402.08	\$ 89,880.23	0.53%
MGS-S Customer 10024	\$ 5,411.23	\$ 5,517.49	1.96%	\$ 11,645.46	\$ 11,751.72	0.91%
MGS-S Customer 10025	\$ 4,092.15	\$ 4,177.60	2.09%	\$ 7,770.18	\$ 7,855.63	1.10%
MGS-S Customer 10026	\$ 3,704.79	\$ 3,779.08	2.01%	\$ 9,361.64	\$ 9,435.93	0.79%
MGS-S Customer 10027	\$ 2,801.35	\$ 2,865.60	2.29%	\$ 7,388.92	\$ 7,453.17	0.87%
MGS-S Customer 10028	\$ 5,526.80	\$ 5,635.10	1.96%	\$ 13,706.02	\$ 13,814.32	0.79%
MGS-S Customer 10029	\$ 10,662.99	\$ 10,850.02	1.75%	\$ 31,943.46	\$ 32,130.49	0.59%
MGS-S Customer 10030	\$ 13,665.31	\$ 13,897.13	1.70%	\$ 43,776.07	\$ 44,007.89	0.53%
MGS-S Customer 10031	\$ 10,420.84	\$ 10,600.70	1.73%	\$ 43,282.27	\$ 43,462.13	0.42%
MGS-S Customer 10032	\$ 1,846.53	\$ 1,890.63	2.39%	\$ 4,845.83	\$ 4,889.94	0.91%
MGS-S Customer 10033	\$ 6,230.76	\$ 6,348.64	1.89%	\$ 18,726.64	\$ 18,844.51	0.63%
MGS-S Customer 10034	\$ 11,398.79	\$ 11,597.68	1.74%	\$ 15,841.37	\$ 16,040.25	1.26%
MGS-S Customer 10035	\$ 28,016.04	\$ 28,469.85	1.62%	\$ 92,954.37	\$ 93,408.18	0.49%
MGS-S Customer 10036	\$ 14,002.19	\$ 14,241.90	1.71%	\$ 39,985.75	\$ 40,225.46	0.60%
MGS-S Customer 10037	\$ 6,216.52	\$ 6,334.02	1.89%	\$ 18,777.64	\$ 18,895.14	0.63%

Internal Use

Customer	Delivery 7/22 Prices	Delivery 8/23 Prices	Delivery % Difference	Bundled 7/22 Prices	Bundled 8/23 Prices	Bundled % Difference
MGS-S Customer 10038	\$ 2,570.31	\$ 2,626.04	2.17%	\$ 7,361.73	\$ 7,417.46	0.76%
MGS-S Customer 10039	\$ 3,315.79	\$ 3,383.11	2.03%	\$ 10,117.80	\$ 10,185.11	0.67%
MGS-S Customer 10040	\$ 4,328.46	\$ 4,416.54	2.03%	\$ 11,476.79	\$ 11,564.87	0.77%
MGS-S Customer 10041	\$ 3,341.65	\$ 3,413.39	2.15%	\$ 9,018.27	\$ 9,090.01	0.80%
MGS-S Customer 10042	\$ 6,128.17	\$ 6,238.94	1.81%	\$ 21,357.35	\$ 21,468.12	0.52%
MGS-S Customer 10043	\$ 2,023.02	\$ 2,074.51	2.55%	\$ 5,997.80	\$ 6,049.29	0.86%
MGS-S Customer 10044	\$ 54,054.59	\$ 54,904.14	1.57%	\$ 178,574.56	\$ 179,424.11	0.48%
MGS-S Customer 10045	\$ 5,176.78	\$ 5,278.36	1.96%	\$ 14,710.94	\$ 14,812.52	0.69%
MGS-S Customer 10046	\$ 2,229.53	\$ 2,284.56	2.47%	\$ 5,722.92	\$ 5,777.94	0.96%
MGS-S Customer 10047	\$ 12,678.16	\$ 12,894.70	1.71%	\$ 47,679.40	\$ 47,895.95	0.45%
MGS-S Customer 10048	\$ 5,914.27	\$ 6,025.96	1.89%	\$ 19,865.63	\$ 19,977.33	0.56%
MGS-S Customer 10049	\$ 6,209.27	\$ 6,326.58	1.89%	\$ 21,292.08	\$ 21,409.38	0.55%
MGS-S Customer 10050	\$ 13,596.76	\$ 13,831.71	1.73%	\$ 32,527.96	\$ 32,762.91	0.72%
MGS-S Customer 10051	\$ 3,976.42	\$ 4,054.73	1.97%	\$ 9,365.10	\$ 9,443.40	0.84%
MGS-S Customer 10052	\$ 4,674.08	\$ 4,766.97	1.99%	\$ 14,902.97	\$ 14,995.85	0.62%
MGS-S Customer 10053	\$ 4,076.23	\$ 4,159.75	2.05%	\$ 13,276.05	\$ 13,359.57	0.63%
MGS-S Customer 10054	\$ 7,993.38	\$ 8,137.88	1.81%	\$ 27,975.58	\$ 28,120.08	0.52%
MGS-S Customer 10055	\$ 1,937.38	\$ 1,987.58	2.59%	\$ 5,505.03	\$ 5,555.23	0.91%
MGS-S Customer 10056	\$ 5,426.62	\$ 5,532.26	1.95%	\$ 14,262.40	\$ 14,368.04	0.74%
MGS-S Customer 10057	\$ 7,392.04	\$ 7,526.34	1.82%	\$ 10,486.30	\$ 10,620.60	1.28%
MGS-S Customer 10058	\$ 3,523.23	\$ 3,594.31	2.02%	\$ 10,005.86	\$ 10,076.94	0.71%
MGS-S Customer 10059	\$ 70,165.53	\$ 71,269.32	1.57%	\$ 137,603.94	\$ 138,707.74	0.80%
MGS-S Customer 10060	\$ 7,564.32	\$ 7,704.97	1.86%	\$ 15,416.63	\$ 15,557.28	0.91%
MGS-S Customer 10061	\$ 7,990.16	\$ 8,133.09	1.79%	\$ 31,107.52	\$ 31,250.46	0.46%
MGS-S Customer 10062	\$ 4,866.65	\$ 4,964.19	2.00%	\$ 11,100.87	\$ 11,198.42	0.88%
MGS-S Customer 10063	\$ 13,266.64	\$ 13,460.71	1.46%	\$ 133,095.33	\$ 133,289.40	0.15%
MGS-S Customer 10064	\$ 3,750.06	\$ 3,829.26	2.11%	\$ 10,210.42	\$ 10,289.61	0.78%
MGS-S Customer 10065	\$ 2,817.25	\$ 2,875.93	2.08%	\$ 12,771.90	\$ 12,830.58	0.46%
MGS-S Customer 10066	\$ 19,442.40	\$ 19,759.35	1.63%	\$ 72,479.03	\$ 72,795.97	0.44%
MGS-S Customer 10067	\$ 47,676.35	\$ 48,414.23	1.55%	\$ 216,667.74	\$ 217,405.62	0.34%
MGS-S Customer 10068	\$ 4,312.10	\$ 4,399.86	2.04%	\$ 12,900.38	\$ 12,988.15	0.68%
MGS-S Customer 10069	\$ 5,980.52	\$ 6,094.58	1.91%	\$ 15,981.79	\$ 16,095.85	0.71%
MGS-S Customer 10070	\$ 6,511.10	\$ 6,627.21	1.78%	\$ 21,592.54	\$ 21,708.64	0.54%
MGS-S Customer 10071	\$ 37,079.78	\$ 37,678.03	1.61%	\$ 117,905.33	\$ 118,503.58	0.51%
MGS-S Customer 10072	\$ 8,256.53	\$ 8,403.84	1.78%	\$ 31,730.86	\$ 31,878.17	0.46%
MGS-S Customer 10073	\$ 3,896.77	\$ 3,977.98	2.08%	\$ 11,810.45	\$ 11,891.65	0.69%
MGS-S Customer 10074	\$ 2,981.31	\$ 3,045.49	2.15%	\$ 5,484.15	\$ 5,548.32	1.17%
MGS-S Customer 10075	\$ 1,423.70	\$ 1,461.20	2.63%	\$ 3,794.21	\$ 3,831.71	0.99%
MGS-S Customer 10076	\$ 3,950.40	\$ 4,032.61	2.08%	\$ 11,542.08	\$ 11,624.29	0.71%
MGS-S Customer 10077	\$ 4,383.33	\$ 4,466.65	1.90%	\$ 15,979.27	\$ 16,062.58	0.52%

Internal Use

Customer	Delivery 7/22 Prices	Delivery 8/23 Prices	Delivery % Difference	Bundled 7/22 Prices	Bundled 8/23 Prices	Bundled % Difference
MGS-S Customer 10078	\$ 12,039.09	\$ 12,244.77	1.71%	\$ 46,738.68	\$ 46,944.36	0.44%
MGS-S Customer 10079	\$ 21,908.08	\$ 22,273.85	1.67%	\$ 64,377.60	\$ 64,743.37	0.57%
MGS-S Customer 10080	\$ 2,979.11	\$ 3,045.66	2.23%	\$ 9,350.91	\$ 9,417.46	0.71%
MGS-S Customer 10081	\$ 3,715.78	\$ 3,794.64	2.12%	\$ 9,876.87	\$ 9,955.74	0.80%
MGS-S Customer 10082	\$ 1,784.44	\$ 1,827.37	2.41%	\$ 6,540.67	\$ 6,583.60	0.66%
MGS-S Customer 10083	\$ 3,968.23	\$ 4,046.07	1.96%	\$ 10,702.93	\$ 10,780.77	0.73%
MGS-S Customer 10084	\$ 4,036.58	\$ 4,115.54	1.96%	\$ 11,696.81	\$ 11,775.78	0.68%
MGS-S Customer 10085	\$ 3,083.92	\$ 3,147.90	2.07%	\$ 8,553.84	\$ 8,617.82	0.75%
MGS-S Customer 10086	\$ 5,756.03	\$ 5,862.16	1.84%	\$ 18,602.58	\$ 18,708.71	0.57%
MGS-S Customer 10087	\$ 4,720.45	\$ 4,810.96	1.92%	\$ 11,735.67	\$ 11,826.18	0.77%
MGS-S Customer 10088	\$ 15,763.42	\$ 16,034.15	1.72%	\$ 44,946.36	\$ 45,217.09	0.60%
MGS-S Customer 10089	\$ 9,183.51	\$ 9,345.05	1.76%	\$ 36,092.49	\$ 36,254.03	0.45%
MGS-S Customer 10090	\$ 7,224.60	\$ 7,361.00	1.89%	\$ 13,129.74	\$ 13,266.15	1.04%
MGS-S Customer 10091	\$ 3,728.56	\$ 3,802.67	1.99%	\$ 10,857.13	\$ 10,931.24	0.68%
MGS-S Customer 10092	\$ 51,012.48	\$ 51,807.75	1.56%	\$ 225,438.25	\$ 226,233.52	0.35%
MGS-S Customer 10093	\$ 5,961.34	\$ 6,075.49	1.91%	\$ 15,861.14	\$ 15,975.29	0.72%
MGS-S Customer 10094	\$ 1,160.48	\$ 1,198.74	3.30%	\$ 2,357.96	\$ 2,396.22	1.62%
MGS-S Customer 10095	\$ 4,359.62	\$ 4,448.81	2.05%	\$ 10,209.92	\$ 10,299.11	0.87%
MGS-S Customer 10096	\$ 13,657.37	\$ 13,887.72	1.69%	\$ 48,836.30	\$ 49,066.65	0.47%
MGS-S Customer 10097	\$ 3,438.62	\$ 3,512.81	2.16%	\$ 9,477.23	\$ 9,551.42	0.78%
MGS-S Customer 10098	\$ 23,011.01	\$ 23,376.96	1.59%	\$ 96,711.08	\$ 97,077.03	0.38%
MGS-S Customer 10099	\$ 7,027.39	\$ 7,154.19	1.80%	\$ 20,550.95	\$ 20,677.75	0.62%
MGS-S Customer 10100	\$ 17,569.23	\$ 17,859.99	1.65%	\$ 66,547.20	\$ 66,837.97	0.44%
MGS-S Customer 10101	\$ 6,774.56	\$ 6,895.96	1.79%	\$ 22,291.79	\$ 22,413.19	0.54%
MGS-S Customer 10102	\$ 18,720.06	\$ 19,028.53	1.65%	\$ 70,458.65	\$ 70,767.12	0.44%
MGS-S Customer 10103	\$ 15,354.97	\$ 15,613.79	1.69%	\$ 44,789.29	\$ 45,048.11	0.58%
MGS-S Customer 10104	\$ 7,586.64	\$ 7,725.45	1.83%	\$ 23,053.37	\$ 23,192.18	0.60%
MGS-S Customer 10105	\$ 8,249.38	\$ 8,398.29	1.81%	\$ 27,130.31	\$ 27,279.22	0.55%
MGS-S Customer 10106	\$ 6,599.67	\$ 6,718.89	1.81%	\$ 19,265.46	\$ 19,384.67	0.62%
MGS-S Customer 10107	\$ 26,557.72	\$ 26,986.51	1.61%	\$ 112,922.77	\$ 113,351.56	0.38%
MGS-S Customer 10108	\$ 3,663.33	\$ 3,740.74	2.11%	\$ 9,892.76	\$ 9,970.17	0.78%
MGS-S Customer 10109	\$ 18,636.30	\$ 18,950.85	1.69%	\$ 44,016.54	\$ 44,331.10	0.71%
MGS-S Customer 10110	\$ 2,710.50	\$ 2,767.39	2.10%	\$ 11,163.15	\$ 11,220.04	0.51%
MGS-S Customer 10111	\$ 10,372.90	\$ 10,551.25	1.72%	\$ 26,840.58	\$ 27,018.93	0.66%
MGS-S Customer 10112	\$ 2,850.17	\$ 2,911.17	2.14%	\$ 3,559.18	\$ 3,620.18	1.71%
MGS-S Customer 10113	\$ 3,145.31	\$ 3,214.03	2.18%	\$ 11,043.21	\$ 11,111.93	0.62%
MGS-S Customer 10114	\$ 4,970.28	\$ 5,063.67	1.88%	\$ 15,336.39	\$ 15,429.78	0.61%
MGS-S Customer 10115	\$ 6,528.74	\$ 6,645.20	1.78%	\$ 23,936.81	\$ 24,053.27	0.49%
MGS-S Customer 10116	\$ 4,359.85	\$ 4,442.46	1.89%	\$ 16,413.75	\$ 16,496.36	0.50%
MGS-S Customer 10117	\$ 5,645.53	\$ 5,753.27	1.91%	\$ 19,098.02	\$ 19,205.76	0.56%

Internal Use

Customer	Delivery 7/22 Prices	Delivery 8/23 Prices	Delivery % Difference	Bundled 7/22 Prices	Bundled 8/23 Prices	Bundled % Difference
MGS-S Customer 10118	\$ 2,498.74	\$ 2,558.18	2.38%	\$ 6,799.63	\$ 6,859.06	0.87%
MGS-S Customer 10119	\$ 12,229.61	\$ 12,440.38	1.72%	\$ 41,823.90	\$ 42,034.67	0.50%
MGS-S Customer 10120	\$ 6,602.59	\$ 6,719.54	1.77%	\$ 26,045.69	\$ 26,162.65	0.45%
MGS-S Customer 10121	\$ 19,775.94	\$ 20,098.62	1.63%	\$ 78,306.36	\$ 78,629.04	0.41%
MGS-S Customer 10122	\$ 3,385.55	\$ 3,454.18	2.03%	\$ 10,851.77	\$ 10,920.40	0.63%
MGS-S Customer 10123	\$ 11,552.15	\$ 11,751.20	1.72%	\$ 41,864.02	\$ 42,063.07	0.48%
MGS-S Customer 10124	\$ 7,984.82	\$ 8,129.90	1.82%	\$ 26,087.61	\$ 26,232.69	0.56%
MGS-S Customer 10125	\$ 5,219.61	\$ 5,324.08	2.00%	\$ 7,216.48	\$ 7,320.95	1.45%
MGS-S Customer 10126	\$ 9,239.59	\$ 9,397.41	1.71%	\$ 36,754.28	\$ 36,912.10	0.43%
MGS-S Customer 10127	\$ 12,004.39	\$ 12,212.09	1.73%	\$ 35,821.51	\$ 36,029.21	0.58%
MGS-S Customer 10128	\$ 4,979.73	\$ 5,078.56	1.98%	\$ 12,216.04	\$ 12,314.88	0.81%
MGS-S Customer 10129	\$ 6,671.22	\$ 6,795.85	1.87%	\$ 21,690.04	\$ 21,814.67	0.57%
MGS-S Customer 10130	\$ 3,503.07	\$ 3,573.16	2.00%	\$ 11,481.99	\$ 11,552.08	0.61%
MGS-S Customer 10131	\$ 17,453.81	\$ 17,744.43	1.67%	\$ 65,069.76	\$ 65,360.39	0.45%
MGS-S Customer 10132	\$ 3,950.09	\$ 4,027.44	1.96%	\$ 11,948.43	\$ 12,025.78	0.65%
MGS-S Customer 10133	\$ 58,013.97	\$ 58,935.27	1.59%	\$ 205,304.41	\$ 206,225.71	0.45%
MGS-S Customer 10134	\$ 14,573.57	\$ 14,819.48	1.69%	\$ 48,235.64	\$ 48,481.56	0.51%
MGS-S Customer 10135	\$ 4,241.04	\$ 4,323.33	1.94%	\$ 11,587.85	\$ 11,670.14	0.71%
MGS-S Customer 10136	\$ 4,026.20	\$ 4,104.39	1.94%	\$ 13,510.31	\$ 13,588.50	0.58%
MGS-S Customer 10137	\$ 4,022.60	\$ 4,107.86	2.12%	\$ 6,687.23	\$ 6,772.49	1.27%
MGS-S Customer 10138	\$ 7,865.10	\$ 8,002.28	1.74%	\$ 29,872.96	\$ 30,010.15	0.46%
MGS-S Customer 10139	\$ 3,633.01	\$ 3,709.76	2.11%	\$ 11,136.48	\$ 11,213.23	0.69%
MGS-S Customer 10140	\$ 3,175.53	\$ 3,245.57	2.21%	\$ 8,663.84	\$ 8,733.88	0.81%
MGS-S Customer 10141	\$ 8,783.46	\$ 8,940.97	1.79%	\$ 28,335.01	\$ 28,492.51	0.56%
MGS-S Customer 10142	\$ 3,025.21	\$ 3,091.66	2.20%	\$ 11,543.34	\$ 11,609.79	0.58%
MGS-S Customer 10143	\$ 2,340.64	\$ 2,397.56	2.43%	\$ 5,880.76	\$ 5,937.68	0.97%
MGS-S Customer 10144	\$ 3,688.79	\$ 3,766.92	2.12%	\$ 9,834.35	\$ 9,912.48	0.79%
MGS-S Customer 10145	\$ 4,998.94	\$ 5,091.77	1.86%	\$ 18,974.98	\$ 19,067.82	0.49%
MGS-S Customer 10146	\$ 5,671.76	\$ 5,781.33	1.93%	\$ 14,580.90	\$ 14,690.47	0.75%
MGS-S Customer 10147	\$ 11,027.32	\$ 11,223.44	1.78%	\$ 23,605.46	\$ 23,801.58	0.83%
MGS-S Customer 10148	\$ 2,390.31	\$ 2,447.34	2.39%	\$ 8,158.34	\$ 8,215.37	0.70%
MGS-S Customer 10149	\$ 7,109.02	\$ 7,237.60	1.81%	\$ 30,472.28	\$ 30,600.86	0.42%
MGS-S Customer 10150	\$ 5,103.96	\$ 5,199.62	1.87%	\$ 13,317.34	\$ 13,413.01	0.72%
MGS-S Customer 10151	\$ 61,883.26	\$ 62,841.74	1.55%	\$ 276,744.66	\$ 277,703.14	0.35%
MGS-S Customer 10152	\$ 4,153.00	\$ 4,233.66	1.94%	\$ 12,200.47	\$ 12,281.14	0.66%
MGS-S Customer 10153	\$ 8,330.05	\$ 8,476.74	1.76%	\$ 22,701.45	\$ 22,848.14	0.65%
MGS-S Customer 10154	\$ 4,323.57	\$ 4,405.06	1.88%	\$ 17,417.50	\$ 17,498.99	0.47%
MGS-S Customer 10155	\$ 10,716.22	\$ 10,901.52	1.73%	\$ 42,074.74	\$ 42,260.04	0.44%
MGS-S Customer 10156	\$ 6,239.24	\$ 6,356.38	1.88%	\$ 21,266.17	\$ 21,383.31	0.55%
MGS-S Customer 10157	\$ 5,353.89	\$ 5,455.85	1.90%	\$ 13,576.30	\$ 13,678.26	0.75%

Customer	Delivery 7/22 Prices	Delivery 8/23 Prices	Delivery % Difference	Bundled 7/22 Prices	Bundled 8/23 Prices	Bundled % Difference
MGS-S Customer 10158	\$ 6,678.11	\$ 6,801.54	1.85%	\$ 17,697.70	\$ 17,821.13	0.70%
MGS-S Customer 10159	\$ 12,249.18	\$ 12,456.72	1.69%	\$ 38,959.46	\$ 39,166.99	0.53%
MGS-S Customer 10160	\$ 5,010.31	\$ 5,105.99	1.91%	\$ 11,143.98	\$ 11,239.66	0.86%
MGS-S Customer 10161	\$ 5,247.84	\$ 5,350.55	1.96%	\$ 12,985.78	\$ 13,088.49	0.79%
MGS-S Customer 10162	\$ 3,321.88	\$ 3,391.30	2.09%	\$ 7,247.98	\$ 7,317.40	0.96%
MGS-S Customer 10163	\$ 4,804.65	\$ 4,897.76	1.94%	\$ 11,783.88	\$ 11,876.98	0.79%
MGS-S Customer 10164	\$ 18,979.90	\$ 19,290.96	1.64%	\$ 78,250.75	\$ 78,561.81	0.40%
MGS-S Customer 10165	\$ 4,104.55	\$ 4,185.00	1.96%	\$ 10,896.72	\$ 10,977.18	0.74%
MGS-S Customer 10166	\$ 11,173.94	\$ 11,364.83	1.71%	\$ 47,820.58	\$ 48,011.47	0.40%
MGS-S Customer 10167	\$ 3,935.03	\$ 4,017.77	2.10%	\$ 7,361.91	\$ 7,444.65	1.12%
MGS-S Customer 10168	\$ 16,393.82	\$ 16,668.16	1.67%	\$ 50,014.76	\$ 50,289.10	0.55%
MGS-S Customer 10169	\$ 3,820.37	\$ 3,902.04	2.14%	\$ 7,323.70	\$ 7,405.36	1.12%
MGS-S Customer 10170	\$ 11,677.43	\$ 11,882.32	1.75%	\$ 31,229.77	\$ 31,434.66	0.66%
MGS-S Customer 10171	\$ 4,055.36	\$ 4,138.93	2.06%	\$ 14,738.21	\$ 14,821.78	0.57%
MGS-S Customer 10172	\$ 8,105.24	\$ 8,251.59	1.81%	\$ 26,860.02	\$ 27,006.37	0.54%
MGS-S Customer 10173	\$ 4,017.88	\$ 4,095.68	1.94%	\$ 14,501.57	\$ 14,579.37	0.54%
MGS-S Customer 10174	\$ 6,105.27	\$ 6,220.53	1.89%	\$ 19,694.76	\$ 19,810.02	0.59%
MGS-S Customer 10175	\$ 788.77	\$ 818.41	3.76%	\$ 10,036.01	\$ 10,065.65	0.30%
MGS-S Customer 10176	\$ 4,835.90	\$ 4,932.69	2.00%	\$ 11,340.59	\$ 11,437.38	0.85%
MGS-S Customer 10177	\$ 7,428.05	\$ 7,563.81	1.83%	\$ 25,669.10	\$ 25,804.86	0.53%
MGS-S Customer 10178	\$ 4,556.88	\$ 4,644.35	1.92%	\$ 11,664.08	\$ 11,751.55	0.75%
MGS-S Customer 10179	\$ 3,024.23	\$ 3,091.82	2.23%	\$ 8,646.00	\$ 8,713.59	0.78%
MGS-S Customer 10180	\$ 4,342.10	\$ 4,429.63	2.02%	\$ 14,700.21	\$ 14,787.75	0.60%
MGS-S Customer 10181	\$ 56,034.00	\$ 56,935.47	1.61%	\$ 164,995.84	\$ 165,897.30	0.55%
MGS-S Customer 10182	\$ 1,088.77	\$ 1,121.48	3.00%	\$ 1,646.60	\$ 1,679.32	1.99%
MGS-S Customer 10183	\$ 4,251.59	\$ 4,332.91	1.91%	\$ 14,644.79	\$ 14,726.10	0.56%
MGS-S Customer 10184	\$ 3,645.23	\$ 3,718.48	2.01%	\$ 9,580.08	\$ 9,653.33	0.76%
MGS-S Customer 10185	\$ 31,878.43	\$ 32,389.71	1.60%	\$ 106,652.57	\$ 107,163.85	0.48%
MGS-S Customer 10186	\$ 4,044.00	\$ 4,127.93	2.08%	\$ 9,199.57	\$ 9,283.51	0.91%
MGS-S Customer 10187	\$ 5,969.31	\$ 6,082.73	1.90%	\$ 17,733.10	\$ 17,846.52	0.64%
MGS-S Customer 10188	\$ 15,231.57	\$ 15,491.79	1.71%	\$ 36,292.65	\$ 36,552.87	0.72%
MGS-S Customer 10189	\$ 7,955.28	\$ 8,096.36	1.77%	\$ 17,745.39	\$ 17,886.47	0.80%
MGS-S Customer 10190	\$ 6,549.85	\$ 6,666.42	1.78%	\$ 24,604.08	\$ 24,720.65	0.47%
MGS-S Customer 10191	\$ 13,466.75	\$ 13,693.02	1.68%	\$ 55,097.58	\$ 55,323.84	0.41%
MGS-S Customer 10192	\$ 4,960.96	\$ 5,056.66	1.93%	\$ 21,283.30	\$ 21,379.00	0.45%
MGS-S Customer 10193	\$ 2,706.86	\$ 2,764.61	2.13%	\$ 8,167.06	\$ 8,224.81	0.71%
MGS-S Customer 10194	\$ 7,980.59	\$ 8,124.35	1.80%	\$ 29,754.68	\$ 29,898.43	0.48%
MGS-S Customer 10195	\$ 4,039.58	\$ 4,123.14	2.07%	\$ 11,599.26	\$ 11,682.82	0.72%
MGS-S Customer 10196	\$ 5,810.83	\$ 5,918.28	1.85%	\$ 14,844.40	\$ 14,951.85	0.72%
MGS-S Customer 10197	\$ 22,281.98	\$ 22,639.70	1.61%	\$ 102,401.83	\$ 102,759.55	0.35%

Customer	Delivery 7/22 Prices	Delivery 8/23 Prices	Delivery % Difference	Bundled 7/22 Prices	Bundled 8/23 Prices	Bundled % Difference
MGS-S Customer 10198	\$ 5,553.78	\$ 5,659.91	1.91%	\$ 19,073.46	\$ 19,179.59	0.56%
MGS-S Customer 10199	\$ 21,125.51	\$ 21,478.15	1.67%	\$ 55,898.23	\$ 56,250.87	0.63%
MGS-S Customer 10200	\$ 5,240.74	\$ 5,344.78	1.99%	\$ 11,813.19	\$ 11,917.23	0.88%
MGS-S Customer 10201	\$ 3,271.20	\$ 3,342.44	2.18%	\$ 9,817.82	\$ 9,889.06	0.73%
MGS-S Customer 10202	\$ 3,447.60	\$ 3,521.19	2.13%	\$ 11,016.42	\$ 11,090.02	0.67%
MGS-S Customer 10203	\$ 21,641.93	\$ 22,003.86	1.67%	\$ 57,785.82	\$ 58,147.74	0.63%
MGS-S Customer 10204	\$ 6,022.88	\$ 6,130.78	1.79%	\$ 25,888.65	\$ 25,996.55	0.42%
MGS-S Customer 10205	\$ 8,930.84	\$ 9,083.95	1.71%	\$ 34,551.84	\$ 34,704.95	0.44%
MGS-S Customer 10206	\$ 9,088.67	\$ 9,253.46	1.81%	\$ 20,258.63	\$ 20,423.42	0.81%
MGS-S Customer 10207	\$ 4,393.65	\$ 4,482.21	2.02%	\$ 13,884.39	\$ 13,972.95	0.64%
MGS-S Customer 10208	\$ 10,232.01	\$ 10,409.76	1.74%	\$ 27,015.05	\$ 27,192.81	0.66%
MGS-S Customer 10209	\$ 4,775.09	\$ 4,869.84	1.98%	\$ 14,455.50	\$ 14,550.26	0.66%
MGS-S Customer 10210	\$ 14,077.82	\$ 14,316.06	1.69%	\$ 51,903.67	\$ 52,141.90	0.46%
MGS-S Customer 10211	\$ 3,873.42	\$ 3,951.38	2.01%	\$ 5,502.48	\$ 5,580.44	1.42%
MGS-S Customer 10212	\$ 3,914.46	\$ 3,991.81	1.98%	\$ 11,110.44	\$ 11,187.79	0.70%
MGS-S Customer 10213	\$ 6,185.01	\$ 6,299.72	1.85%	\$ 11,248.38	\$ 11,363.09	1.02%
MGS-S Customer 10214	\$ 11,115.43	\$ 11,309.77	1.75%	\$ 31,518.35	\$ 31,712.69	0.62%
MGS-S Customer 10215	\$ 3,137.20	\$ 3,206.10	2.20%	\$ 9,426.27	\$ 9,495.17	0.73%
MGS-S Customer 10216	\$ 9,909.10	\$ 10,082.68	1.75%	\$ 36,637.66	\$ 36,811.24	0.47%
MGS-S Customer 10217	\$ 25,301.68	\$ 25,712.01	1.62%	\$ 99,262.27	\$ 99,672.60	0.41%
MGS-S Customer 10218	\$ 4,773.15	\$ 4,867.23	1.97%	\$ 15,692.18	\$ 15,786.27	0.60%
MGS-S Customer 10219	\$ 68,257.86	\$ 69,296.18	1.52%	\$ 193,870.20	\$ 194,908.51	0.54%
MGS-S Customer 10220	\$ 23,145.25	\$ 23,514.43	1.60%	\$ 97,082.98	\$ 97,452.16	0.38%
MGS-S Customer 10221	\$ 3,379.52	\$ 3,448.29	2.03%	\$ 9,828.56	\$ 9,897.33	0.70%
MGS-S Customer 10222	\$ 43,242.21	\$ 43,941.30	1.62%	\$ 137,761.11	\$ 138,460.21	0.51%
MGS-S Customer 10223	\$ 7,907.59	\$ 8,045.55	1.74%	\$ 25,915.55	\$ 26,053.50	0.53%
MGS-S Customer 10224	\$ 5,607.00	\$ 5,714.98	1.93%	\$ 16,856.48	\$ 16,964.47	0.64%
MGS-S Customer 10225	\$ 8,316.01	\$ 8,463.46	1.77%	\$ 33,924.09	\$ 34,071.55	0.43%
MGS-S Customer 10226	\$ 13,272.37	\$ 13,496.30	1.69%	\$ 45,883.22	\$ 46,107.15	0.49%
MGS-S Customer 10227	\$ 6,081.81	\$ 6,193.53	1.84%	\$ 16,762.72	\$ 16,874.44	0.67%
MGS-S Customer 10228	\$ 14,963.97	\$ 15,221.07	1.72%	\$ 29,763.40	\$ 30,020.50	0.86%
MGS-S Customer 10229	\$ 9,609.92	\$ 9,782.90	1.80%	\$ 21,791.68	\$ 21,964.66	0.79%
MGS-S Customer 10230	\$ 4,791.15	\$ 4,886.66	1.99%	\$ 14,105.93	\$ 14,201.43	0.68%
MGS-S Customer 10231	\$ 4,860.04	\$ 4,950.85	1.87%	\$ 17,426.76	\$ 17,517.57	0.52%
MGS-S Customer 10232	\$ 4,233.22	\$ 4,319.05	2.03%	\$ 13,653.24	\$ 13,739.06	0.63%
MGS-S Customer 10233	\$ 7,306.09	\$ 7,434.87	1.76%	\$ 27,834.59	\$ 27,963.37	0.46%
MGS-S Customer 10234	\$ 7,156.23	\$ 7,287.40	1.83%	\$ 25,742.93	\$ 25,874.10	0.51%
MGS-S Customer 10235	\$ 16,508.60	\$ 16,782.27	1.66%	\$ 68,722.53	\$ 68,996.20	0.40%
MGS-S Customer 10236	\$ 7,190.12	\$ 7,321.78	1.83%	\$ 16,888.82	\$ 17,020.48	0.78%
MGS-S Customer 10237	\$ 7,210.96	\$ 7,341.39	1.81%	\$ 22,833.08	\$ 22,963.52	0.57%

Internal Use

Customer	Delivery 7/22 Prices	Delivery 8/23 Prices	Delivery % Difference	Bundled 7/22 Prices	Bundled 8/23 Prices	Bundled % Difference
MGS-S Customer 10238	\$ 20,997.09	\$ 21,356.89	1.71%	\$ 29,443.46	\$ 29,803.26	1.22%
MGS-S Customer 10239	\$ 5,936.01	\$ 6,044.46	1.83%	\$ 18,735.48	\$ 18,843.93	0.58%
MGS-S Customer 10240	\$ 17,127.29	\$ 17,415.32	1.68%	\$ 55,757.55	\$ 56,045.58	0.52%
MGS-S Customer 10241	\$ 7,238.84	\$ 7,365.82	1.75%	\$ 27,549.67	\$ 27,676.64	0.46%
MGS-S Customer 10242	\$ 4,379.54	\$ 4,467.71	2.01%	\$ 15,146.38	\$ 15,234.55	0.58%
MGS-S Customer 10243	\$ 2,944.73	\$ 3,008.53	2.17%	\$ 3,305.01	\$ 3,368.80	1.93%
MGS-S Customer 10244	\$ 17,739.44	\$ 18,029.32	1.63%	\$ 79,962.86	\$ 80,252.74	0.36%
MGS-S Customer 10245	\$ 642.66	\$ 668.35	4.00%	\$ 739.90	\$ 765.59	3.47%
MGS-S Customer 10246	\$ 6,670.87	\$ 6,795.77	1.87%	\$ 20,135.70	\$ 20,260.60	0.62%
MGS-S Customer 10247	\$ 13,399.86	\$ 13,632.04	1.73%	\$ 36,188.61	\$ 36,420.79	0.64%
MGS-S Customer 10248	\$ 979.77	\$ 1,015.19	3.62%	\$ 1,985.98	\$ 2,021.40	1.78%
MGS-S Customer 10249	\$ 2,713.37	\$ 2,772.81	2.19%	\$ 6,295.08	\$ 6,354.52	0.94%
MGS-S Customer 10250	\$ 3,047.18	\$ 3,110.71	2.08%	\$ 8,624.05	\$ 8,687.58	0.74%
MGS-S Customer 10251	\$ 3,966.03	\$ 4,044.41	1.98%	\$ 8,883.94	\$ 8,962.32	0.88%
MGS-S Customer 10252	\$ 3,813.77	\$ 3,889.24	1.98%	\$ 11,243.88	\$ 11,319.35	0.67%
MGS-S Customer 10253	\$ 5,528.95	\$ 5,629.72	1.82%	\$ 21,519.81	\$ 21,620.58	0.47%
MGS-S Customer 10254	\$ 4,542.95	\$ 4,629.00	1.89%	\$ 15,433.54	\$ 15,519.58	0.56%
MGS-S Customer 10255	\$ 5,159.94	\$ 5,260.01	1.94%	\$ 18,695.15	\$ 18,795.23	0.54%
MGS-S Customer 10256	\$ 4,909.54	\$ 5,002.37	1.89%	\$ 12,697.75	\$ 12,790.58	0.73%
MGS-S Customer 10257	\$ 5,477.88	\$ 5,585.09	1.96%	\$ 13,631.16	\$ 13,738.37	0.79%
MGS-S Customer 10258	\$ 32,738.91	\$ 33,256.87	1.58%	\$ 145,695.41	\$ 146,213.36	0.36%
MGS-S Customer 10259	\$ 12,136.47	\$ 12,347.00	1.73%	\$ 37,655.43	\$ 37,865.96	0.56%
MGS-S Customer 10260	\$ 10,992.36	\$ 11,185.08	1.75%	\$ 30,855.96	\$ 31,048.68	0.62%
MGS-S Customer 10261	\$ 24,782.97	\$ 25,179.40	1.60%	\$ 113,963.48	\$ 114,359.91	0.35%
MGS-S Customer 10262	\$ 3,986.33	\$ 4,065.09	1.98%	\$ 9,013.02	\$ 9,091.78	0.87%
MGS-S Customer 10263	\$ 6,955.14	\$ 7,083.24	1.84%	\$ 17,860.46	\$ 17,988.56	0.72%
MGS-S Customer 10264	\$ 25,034.86	\$ 25,448.94	1.65%	\$ 73,217.56	\$ 73,631.64	0.57%
MGS-S Customer 10265	\$ 9,067.84	\$ 9,227.41	1.76%	\$ 35,641.00	\$ 35,800.57	0.45%
MGS-S Customer 10266	\$ 6,362.02	\$ 6,475.57	1.78%	\$ 24,679.52	\$ 24,793.06	0.46%
MGS-S Customer 10267	\$ 6,141.83	\$ 6,256.95	1.87%	\$ 21,648.90	\$ 21,764.01	0.53%
MGS-S Customer 10268	\$ 8,362.16	\$ 8,514.80	1.83%	\$ 21,136.83	\$ 21,289.48	0.72%
MGS-S Customer 10269	\$ 13,750.17	\$ 13,983.19	1.69%	\$ 49,297.83	\$ 49,530.85	0.47%
MGS-S Customer 10270	\$ 5,563.29	\$ 5,671.51	1.95%	\$ 12,781.21	\$ 12,889.43	0.85%
MGS-S Customer 10271	\$ 3,832.89	\$ 3,909.83	2.01%	\$ 7,748.82	\$ 7,825.76	0.99%
MGS-S Customer 10272	\$ 10,457.60	\$ 10,639.22	1.74%	\$ 39,252.96	\$ 39,434.58	0.46%
MGS-S Customer 10273	\$ 8,265.70	\$ 8,414.60	1.80%	\$ 23,427.23	\$ 23,576.13	0.64%
MGS-S Customer 10274	\$ 10,948.14	\$ 11,132.81	1.69%	\$ 39,871.93	\$ 40,056.60	0.46%
MGS-S Customer 10275	\$ 2,518.42	\$ 2,572.44	2.14%	\$ 8,999.00	\$ 9,053.02	0.60%
MGS-S Customer 10276	\$ 4,871.93	\$ 4,963.19	1.87%	\$ 16,890.52	\$ 16,981.79	0.54%
MGS-S Customer 10277	\$ 3,629.92	\$ 3,701.75	1.98%	\$ 12,396.80	\$ 12,468.63	0.58%

Internal Use

Customer	Delivery 7/22 Prices	Delivery 8/23 Prices	Delivery % Difference	Bundled 7/22 Prices	Bundled 8/23 Prices	Bundled % Difference
MGS-S Customer 10278	\$ 13,276.27	\$ 13,502.30	1.70%	\$ 46,421.87	\$ 46,647.90	0.49%
MGS-S Customer 10279	\$ 2,668.34	\$ 2,726.84	2.19%	\$ 6,445.78	\$ 6,504.28	0.91%
MGS-S Customer 10280	\$ 3,965.67	\$ 4,043.81	1.97%	\$ 10,715.34	\$ 10,793.48	0.73%
MGS-S Customer 10281	\$ 3,906.11	\$ 3,988.28	2.10%	\$ 8,485.80	\$ 8,567.97	0.97%
MGS-S Customer 10282	\$ 2,855.98	\$ 2,916.22	2.11%	\$ 8,228.77	\$ 8,289.01	0.73%
MGS-S Customer 10283	\$ 5,294.67	\$ 5,397.79	1.95%	\$ 15,592.11	\$ 15,695.23	0.66%
MGS-S Customer 10284	\$ 4,648.30	\$ 4,736.38	1.89%	\$ 14,260.84	\$ 14,348.93	0.62%
MGS-S Customer 10285	\$ 6,853.38	\$ 6,982.45	1.88%	\$ 15,552.62	\$ 15,681.69	0.83%
MGS-S Customer 10286	\$ 3,025.48	\$ 3,093.22	2.24%	\$ 8,142.77	\$ 8,210.52	0.83%
MGS-S Customer 10287	\$ 5,772.14	\$ 5,881.14	1.89%	\$ 21,056.04	\$ 21,165.05	0.52%
MGS-S Customer 10288	\$ 6,487.40	\$ 6,608.46	1.87%	\$ 21,933.22	\$ 22,054.28	0.55%
MGS-S Customer 10289	\$ 9,998.93	\$ 10,171.49	1.73%	\$ 42,967.19	\$ 43,139.76	0.40%
MGS-S Customer 10290	\$ 25,425.88	\$ 25,847.26	1.66%	\$ 66,469.39	\$ 66,890.77	0.63%
MGS-S Customer 10291	\$ 5,239.54	\$ 5,343.67	1.99%	\$ 11,950.94	\$ 12,055.06	0.87%
MGS-S Customer 10292	\$ 5,169.57	\$ 5,271.23	1.97%	\$ 13,631.02	\$ 13,732.68	0.75%
MGS-S Customer 10293	\$ 5,481.12	\$ 5,585.84	1.91%	\$ 15,307.79	\$ 15,412.52	0.68%
MGS-S Customer 10294	\$ 1,023.28	\$ 1,059.43	3.53%	\$ 1,916.82	\$ 1,952.97	1.89%
MGS-S Customer 10295	\$ 2,108.49	\$ 2,157.26	2.31%	\$ 5,864.91	\$ 5,913.68	0.83%
MGS-S Customer 10296	\$ 6,466.52	\$ 6,587.87	1.88%	\$ 19,190.92	\$ 19,312.27	0.63%
MGS-S Customer 10297	\$ 2,968.27	\$ 3,031.45	2.13%	\$ 6,774.85	\$ 6,838.03	0.93%
MGS-S Customer 10298	\$ 4,580.19	\$ 4,670.62	1.97%	\$ 17,864.14	\$ 17,954.57	0.51%
MGS-S Customer 10299	\$ 4,298.39	\$ 4,380.88	1.92%	\$ 13,660.01	\$ 13,742.50	0.60%
MGS-S Customer 10300	\$ 4,286.00	\$ 4,368.16	1.92%	\$ 13,970.19	\$ 14,052.35	0.59%
MGS-S Customer 10301	\$ 6,796.49	\$ 6,915.60	1.75%	\$ 29,100.75	\$ 29,219.87	0.41%
MGS-S Customer 10302	\$ 7,537.08	\$ 7,672.58	1.80%	\$ 30,360.90	\$ 30,496.40	0.45%
MGS-S Customer 10303	\$ 9,922.69	\$ 10,100.24	1.79%	\$ 26,568.62	\$ 26,746.17	0.67%
MGS-S Customer 10304	\$ 6,555.06	\$ 6,672.20	1.79%	\$ 23,122.84	\$ 23,239.97	0.51%
MGS-S Customer 10305	\$ 24,016.23	\$ 24,408.69	1.63%	\$ 87,528.55	\$ 87,921.01	0.45%
MGS-S Customer 10306	\$ 4,017.95	\$ 4,101.45	2.08%	\$ 10,590.40	\$ 10,673.90	0.79%
MGS-S Customer 10307	\$ 11,014.38	\$ 11,206.65	1.75%	\$ 39,296.92	\$ 39,489.19	0.49%
MGS-S Customer 10308	\$ 3,620.71	\$ 3,697.54	2.12%	\$ 12,002.53	\$ 12,079.35	0.64%
MGS-S Customer 10309	\$ 3,955.62	\$ 4,038.40	2.09%	\$ 9,936.18	\$ 10,018.96	0.83%
MGS-S Customer 10310	\$ 2,905.06	\$ 2,971.40	2.28%	\$ 7,174.18	\$ 7,240.52	0.92%
MGS-S Customer 10311	\$ 18,694.44	\$ 19,008.09	1.68%	\$ 51,181.89	\$ 51,495.54	0.61%
MGS-S Customer 10312	\$ 4,933.86	\$ 5,032.92	2.01%	\$ 9,223.09	\$ 9,322.15	1.07%
MGS-S Customer 10313	\$ 4,915.56	\$ 5,006.63	1.85%	\$ 18,871.04	\$ 18,962.11	0.48%
MGS-S Customer 10314	\$ 7,915.57	\$ 8,060.63	1.83%	\$ 21,185.58	\$ 21,330.64	0.68%
MGS-S Customer 10315	\$ 5,939.44	\$ 6,053.29	1.92%	\$ 16,762.50	\$ 16,876.34	0.68%
MGS-S Customer 10316	\$ 4,304.65	\$ 4,393.84	2.07%	\$ 10,022.41	\$ 10,111.59	0.89%
MGS-S Customer 10317	\$ 3,598.82	\$ 3,677.52	2.19%	\$ 6,069.89	\$ 6,148.59	1.30%

Internal Use

Customer	Delivery 7/22 Prices	Delivery 8/23 Prices	Delivery % Difference	Bundled 7/22 Prices	Bundled 8/23 Prices	Bundled % Difference
MGS-S Customer 10318	\$ 4,157.87	\$ 4,238.54	1.94%	\$ 13,198.41	\$ 13,279.08	0.61%
MGS-S Customer 10319	\$ 3,746.11	\$ 3,820.12	1.98%	\$ 10,976.71	\$ 11,050.72	0.67%
MGS-S Customer 10320	\$ 56,954.19	\$ 57,836.99	1.55%	\$ 175,902.67	\$ 176,785.47	0.50%
MGS-S Customer 10321	\$ 11,352.64	\$ 11,552.30	1.76%	\$ 28,940.11	\$ 29,139.76	0.69%
MGS-S Customer 10322	\$ 19,201.32	\$ 19,516.37	1.64%	\$ 72,813.83	\$ 73,128.88	0.43%
MGS-S Customer 10323	\$ 11,198.86	\$ 11,393.42	1.74%	\$ 38,302.20	\$ 38,496.76	0.51%
MGS-S Customer 10324	\$ 3,565.77	\$ 3,637.85	2.02%	\$ 6,915.18	\$ 6,987.26	1.04%
MGS-S Customer 10325	\$ 20,663.54	\$ 21,001.16	1.63%	\$ 79,623.59	\$ 79,961.21	0.42%
MGS-S Customer 10326	\$ 16,011.26	\$ 16,280.47	1.68%	\$ 55,464.22	\$ 55,733.43	0.49%
MGS-S Customer 10327	\$ 2,921.90	\$ 2,987.56	2.25%	\$ 8,629.60	\$ 8,695.26	0.76%
MGS-S Customer 10328	\$ 5,398.35	\$ 5,503.55	1.95%	\$ 13,735.26	\$ 13,840.46	0.77%
MGS-S Customer 10329	\$ 3,592.30	\$ 3,662.63	1.96%	\$ 12,251.77	\$ 12,322.10	0.57%
MGS-S Customer 10330	\$ 5,512.93	\$ 5,618.04	1.91%	\$ 20,399.43	\$ 20,504.54	0.52%
MGS-S Customer 10331	\$ 3,476.66	\$ 3,547.45	2.04%	\$ 10,497.02	\$ 10,567.81	0.67%
MGS-S Customer 10332	\$ 7,877.54	\$ 8,020.28	1.81%	\$ 26,614.83	\$ 26,757.58	0.54%
MGS-S Customer 10333	\$ 8,418.04	\$ 8,570.39	1.81%	\$ 27,682.89	\$ 27,835.24	0.55%
MGS-S Customer 10334	\$ 6,269.74	\$ 6,383.47	1.81%	\$ 17,991.02	\$ 18,104.75	0.63%
MGS-S Customer 10335	\$ 18,391.00	\$ 18,701.87	1.69%	\$ 54,589.73	\$ 54,900.60	0.57%
MGS-S Customer 10336	\$ 5,893.99	\$ 5,999.71	1.79%	\$ 24,201.54	\$ 24,307.26	0.44%
MGS-S Customer 10337	\$ 5,260.35	\$ 5,363.17	1.95%	\$ 15,200.38	\$ 15,303.19	0.68%
MGS-S Customer 10338	\$ 4,405.61	\$ 4,489.14	1.90%	\$ 16,181.62	\$ 16,265.15	0.52%
MGS-S Customer 10339	\$ 26,479.74	\$ 26,919.11	1.66%	\$ 67,066.19	\$ 67,505.56	0.66%
MGS-S Customer 10340	\$ 14,916.50	\$ 15,177.93	1.75%	\$ 28,536.73	\$ 28,798.16	0.92%
MGS-S Customer 10341	\$ 3,528.59	\$ 3,600.70	2.04%	\$ 10,277.92	\$ 10,350.03	0.70%
MGS-S Customer 10342	\$ 3,543.27	\$ 3,613.85	1.99%	\$ 12,679.45	\$ 12,750.03	0.56%
MGS-S Customer 10343	\$ 11,986.63	\$ 12,192.36	1.72%	\$ 43,523.40	\$ 43,729.13	0.47%
MGS-S Customer 10344	\$ 4,440.29	\$ 4,530.35	2.03%	\$ 10,754.15	\$ 10,844.22	0.84%
MGS-S Customer 10345	\$ 4,052.84	\$ 4,137.51	2.09%	\$ 9,560.23	\$ 9,644.90	0.89%
MGS-S Customer 10346	\$ 2,770.44	\$ 2,833.63	2.28%	\$ 8,362.39	\$ 8,425.58	0.76%
MGS-S Customer 10347	\$ 10,249.21	\$ 10,427.66	1.74%	\$ 39,260.75	\$ 39,439.20	0.45%
MGS-S Customer 10348	\$ 4,473.52	\$ 4,565.04	2.05%	\$ 8,459.03	\$ 8,550.56	1.08%
MGS-S Customer 10349	\$ 7,854.42	\$ 7,994.79	1.79%	\$ 19,512.28	\$ 19,652.65	0.72%
MGS-S Customer 10350	\$ 3,969.75	\$ 4,053.36	2.11%	\$ 7,269.68	\$ 7,353.29	1.15%
MGS-S Customer 10351	\$ 490.58	\$ 513.38	4.65%	\$ 1,938.53	\$ 1,961.33	1.18%
MGS-S Customer 10352	\$ 14,101.38	\$ 14,339.06	1.69%	\$ 51,790.11	\$ 52,027.79	0.46%
MGS-S Customer 10353	\$ 11,011.19	\$ 11,206.90	1.78%	\$ 28,690.07	\$ 28,885.77	0.68%
MGS-S Customer 10354	\$ 46,718.83	\$ 47,473.65	1.62%	\$ 126,794.81	\$ 127,549.63	0.60%
MGS-S Customer 10355	\$ 33,767.98	\$ 34,306.43	1.59%	\$ 135,563.20	\$ 136,101.65	0.40%
MGS-S Customer 10356	\$ 3,126.72	\$ 3,190.87	2.05%	\$ 10,828.20	\$ 10,892.36	0.59%
MGS-S Customer 10357	\$ 56,809.27	\$ 57,704.29	1.58%	\$ 241,885.82	\$ 242,780.84	0.37%

Customer	Delivery 7/22 Prices	Delivery 8/23 Prices	Delivery % Difference	Bundled 7/22 Prices	Bundled 8/23 Prices	Bundled % Difference
MGS-S Customer 10358	\$ 6,573.16	\$ 6,691.36	1.80%	\$ 18,954.77	\$ 19,072.97	0.62%
MGS-S Customer 10359	\$ 14,177.36	\$ 14,413.63	1.67%	\$ 62,301.11	\$ 62,537.37	0.38%
MGS-S Customer 10360	\$ 14,530.83	\$ 14,775.80	1.69%	\$ 38,992.40	\$ 39,237.37	0.63%
MGS-S Customer 10361	\$ 13,328.02	\$ 13,559.44	1.74%	\$ 37,775.87	\$ 38,007.29	0.61%
MGS-S Customer 10362	\$ 7,354.58	\$ 7,491.86	1.87%	\$ 16,889.42	\$ 17,026.71	0.81%
MGS-S Customer 10363	\$ 4,055.82	\$ 4,141.45	2.11%	\$ 6,618.64	\$ 6,704.27	1.29%
MGS-S Customer 10364	\$ 2,993.03	\$ 3,056.84	2.13%	\$ 6,490.41	\$ 6,554.22	0.98%
MGS-S Customer 10365	\$ 6,691.71	\$ 6,816.35	1.86%	\$ 21,504.39	\$ 21,629.03	0.58%
MGS-S Customer 10366	\$ 4,143.69	\$ 4,223.50	1.93%	\$ 13,512.74	\$ 13,592.55	0.59%
MGS-S Customer 10367	\$ 4,759.17	\$ 4,854.27	2.00%	\$ 13,146.92	\$ 13,242.02	0.72%
MGS-S Customer 10368	\$ 4,164.01	\$ 4,245.20	1.95%	\$ 11,450.37	\$ 11,531.57	0.71%
MGS-S Customer 10369	\$ 4,113.65	\$ 4,192.11	1.91%	\$ 15,816.42	\$ 15,894.88	0.50%
MGS-S Customer 10370	\$ 27,141.80	\$ 27,585.14	1.63%	\$ 97,857.30	\$ 98,300.64	0.45%
MGS-S Customer 10371	\$ 3,966.83	\$ 4,044.48	1.96%	\$ 11,571.76	\$ 11,649.41	0.67%
MGS-S Customer 10372	\$ 4,862.66	\$ 4,959.73	2.00%	\$ 11,718.48	\$ 11,815.55	0.83%
MGS-S Customer 10373	\$ 3,756.25	\$ 3,836.57	2.14%	\$ 6,144.36	\$ 6,224.68	1.31%
MGS-S Customer 10374	\$ 15,647.24	\$ 15,909.48	1.68%	\$ 58,582.96	\$ 58,845.20	0.45%
MGS-S Customer 10375	\$ 2,692.90	\$ 2,751.58	2.18%	\$ 6,310.71	\$ 6,369.40	0.93%
MGS-S Customer 10376	\$ 11,530.16	\$ 11,734.74	1.77%	\$ 22,974.81	\$ 23,179.39	0.89%
MGS-S Customer 10377	\$ 3,161.84	\$ 3,224.91	1.99%	\$ 27,006.38	\$ 27,069.45	0.23%
MGS-S Customer 10378	\$ 6,510.86	\$ 6,633.07	1.88%	\$ 19,301.42	\$ 19,423.63	0.63%
MGS-S Customer 10379	\$ 977.27	\$ 1,007.92	3.14%	\$ 2,366.72	\$ 2,397.37	1.30%
MGS-S Customer 10380	\$ 14,105.68	\$ 14,344.91	1.70%	\$ 50,425.53	\$ 50,664.76	0.47%
MGS-S Customer 10381	\$ 6,298.28	\$ 6,416.07	1.87%	\$ 10,320.36	\$ 10,438.15	1.14%
MGS-S Customer 10382	\$ 7,463.64	\$ 7,600.99	1.84%	\$ 22,974.13	\$ 23,111.48	0.60%
MGS-S Customer 10383	\$ 4,274.05	\$ 4,362.11	2.06%	\$ 9,621.13	\$ 9,709.19	0.92%
MGS-S Customer 10384	\$ 6,346.06	\$ 6,467.21	1.91%	\$ 13,512.68	\$ 13,633.83	0.90%
MGS-S Customer 10385	\$ 14,162.07	\$ 14,409.59	1.75%	\$ 26,484.38	\$ 26,731.90	0.93%
MGS-S Customer 10386	\$ 3,319.38	\$ 3,389.38	2.11%	\$ 6,852.42	\$ 6,922.41	1.02%
MGS-S Customer 10387	\$ 5,982.19	\$ 6,091.51	1.83%	\$ 18,944.26	\$ 19,053.58	0.58%
MGS-S Customer 10388	\$ 3,200.13	\$ 3,266.06	2.06%	\$ 9,267.65	\$ 9,333.57	0.71%
MGS-S Customer 10389	\$ 3,739.65	\$ 3,817.70	2.09%	\$ 12,766.48	\$ 12,844.53	0.61%
MGS-S Customer 10390	\$ 14,295.15	\$ 14,528.27	1.63%	\$ 64,434.05	\$ 64,667.17	0.36%
MGS-S Customer 10391	\$ 6,399.50	\$ 6,520.47	1.89%	\$ 18,770.94	\$ 18,891.91	0.64%
MGS-S Customer 10392	\$ 6,634.35	\$ 6,757.24	1.85%	\$ 19,290.19	\$ 19,413.08	0.64%
MGS-S Customer 10393	\$ 29,588.35	\$ 30,065.87	1.61%	\$ 86,445.95	\$ 86,923.47	0.55%
MGS-S Customer 10394	\$ 29,126.27	\$ 29,595.81	1.61%	\$ 101,222.08	\$ 101,691.61	0.46%
MGS-S Customer 10395	\$ 47,704.06	\$ 48,451.72	1.57%	\$ 213,203.55	\$ 213,951.21	0.35%
MGS-S Customer 10396	\$ 9,477.88	\$ 9,647.53	1.79%	\$ 27,015.06	\$ 27,184.72	0.63%
MGS-S Customer 10397	\$ 45,490.89	\$ 46,208.93	1.58%	\$ 186,138.04	\$ 186,856.08	0.39%

Customer	Delivery 7/22 Prices	Delivery 8/23 Prices	Delivery % Difference	Bundled 7/22 Prices	Bundled 8/23 Prices	Bundled % Difference
MGS-S Customer 10398	\$ 4,060.74	\$ 4,140.21	1.96%	\$ 11,527.53	\$ 11,607.00	0.69%
MGS-S Customer 10399	\$ 8,853.33	\$ 9,011.22	1.78%	\$ 29,539.62	\$ 29,697.51	0.53%
MGS-S Customer 10400	\$ 10,157.09	\$ 10,338.24	1.78%	\$ 23,685.91	\$ 23,867.06	0.76%
MGS-S Customer 10401	\$ 6,008.58	\$ 6,122.58	1.90%	\$ 18,472.46	\$ 18,586.46	0.62%
MGS-S Customer 10402	\$ 2,898.35	\$ 2,963.12	2.23%	\$ 7,587.73	\$ 7,652.50	0.85%
MGS-S Customer 10403	\$ 8,234.28	\$ 8,380.96	1.78%	\$ 33,034.07	\$ 33,180.75	0.44%
MGS-S Customer 10404	\$ 11,800.26	\$ 12,005.55	1.74%	\$ 33,281.83	\$ 33,487.12	0.62%
MGS-S Customer 10405	\$ 6,472.99	\$ 6,593.65	1.86%	\$ 22,648.15	\$ 22,768.81	0.53%
MGS-S Customer 10406	\$ 9,817.33	\$ 9,989.74	1.76%	\$ 35,407.82	\$ 35,580.23	0.49%
MGS-S Customer 10407	\$ 4,817.93	\$ 4,914.25	2.00%	\$ 12,151.60	\$ 12,247.92	0.79%
MGS-S Customer 10408	\$ 19,528.72	\$ 19,853.89	1.67%	\$ 61,641.62	\$ 61,966.79	0.53%
MGS-S Customer 10409	\$ 5,012.65	\$ 5,107.51	1.89%	\$ 11,876.47	\$ 11,971.33	0.80%
MGS-S Customer 10410	\$ 3,312.89	\$ 3,384.82	2.17%	\$ 9,968.98	\$ 10,040.91	0.72%
MGS-S Customer 10411	\$ 5,333.93	\$ 5,437.22	1.94%	\$ 17,985.21	\$ 18,088.49	0.57%
MGS-S Customer 10412	\$ 4,114.41	\$ 4,198.59	2.05%	\$ 12,915.00	\$ 12,999.18	0.65%
MGS-S Customer 10413	\$ 9,222.36	\$ 9,383.08	1.74%	\$ 25,374.67	\$ 25,535.39	0.63%
MGS-S Customer 10414	\$ 3,529.71	\$ 3,601.60	2.04%	\$ 7,306.69	\$ 7,378.59	0.98%
MGS-S Customer 10415	\$ 3,152.08	\$ 3,218.34	2.10%	\$ 6,150.13	\$ 6,216.39	1.08%
MGS-S Customer 10416	\$ 10,108.78	\$ 10,283.63	1.73%	\$ 42,162.94	\$ 42,337.79	0.41%
MGS-S Customer 10417	\$ 3,970.22	\$ 4,052.52	2.07%	\$ 11,406.95	\$ 11,489.26	0.72%
MGS-S Customer 10418	\$ 5,916.21	\$ 6,025.01	1.84%	\$ 17,107.65	\$ 17,216.45	0.64%
MGS-S Customer 10419	\$ 13,901.96	\$ 14,146.30	1.76%	\$ 25,559.83	\$ 25,804.16	0.96%
MGS-S Customer 10420	\$ 3,282.38	\$ 3,348.75	2.02%	\$ 12,007.56	\$ 12,073.92	0.55%
MGS-S Customer 10421	\$ 515.57	\$ 539.24	4.59%	\$ 541.17	\$ 564.84	4.37%
MGS-S Customer 10422	\$ 7,755.50	\$ 7,897.22	1.83%	\$ 23,569.59	\$ 23,711.31	0.60%
MGS-S Customer 10423	\$ 44,960.99	\$ 45,683.80	1.61%	\$ 120,032.22	\$ 120,755.03	0.60%
MGS-S Customer 10424	\$ 7,482.81	\$ 7,619.15	1.82%	\$ 25,881.09	\$ 26,017.43	0.53%
MGS-S Customer 10425	\$ 15,757.66	\$ 16,023.40	1.69%	\$ 54,552.46	\$ 54,818.20	0.49%
MGS-S Customer 10426	\$ 4,008.75	\$ 4,087.32	1.96%	\$ 9,059.20	\$ 9,137.77	0.87%
MGS-S Customer 10427	\$ 24,768.15	\$ 25,168.32	1.62%	\$ 102,056.09	\$ 102,456.26	0.39%
MGS-S Customer 10428	\$ 7,912.71	\$ 8,058.86	1.85%	\$ 18,336.53	\$ 18,482.68	0.80%
MGS-S Customer 10429	\$ 3,757.08	\$ 3,829.97	1.94%	\$ 15,188.02	\$ 15,260.91	0.48%
MGS-S Customer 10430	\$ 3,291.98	\$ 3,358.73	2.03%	\$ 11,764.52	\$ 11,831.27	0.57%
MGS-S Customer 10431	\$ 12,047.75	\$ 12,255.24	1.72%	\$ 40,252.59	\$ 40,460.08	0.52%
MGS-S Customer 10432	\$ 15,543.23	\$ 15,800.16	1.65%	\$ 64,530.34	\$ 64,787.28	0.40%
MGS-S Customer 10433	\$ 5,204.61	\$ 5,302.95	1.89%	\$ 11,983.30	\$ 12,081.64	0.82%
MGS-S Customer 10434	\$ 4,889.75	\$ 4,986.93	1.99%	\$ 12,611.69	\$ 12,708.87	0.77%
MGS-S Customer 10435	\$ 6,183.44	\$ 6,302.08	1.92%	\$ 16,074.10	\$ 16,192.74	0.74%
MGS-S Customer 10436	\$ 4,253.17	\$ 4,335.50	1.94%	\$ 12,013.96	\$ 12,096.29	0.69%
MGS-S Customer 10437	\$ 4,597.41	\$ 4,688.49	1.98%	\$ 16,267.73	\$ 16,358.81	0.56%

Customer	Delivery 7/22 Prices	Delivery 8/23 Prices	Delivery % Difference	Bundled 7/22 Prices	Bundled 8/23 Prices	Bundled % Difference
MGS-S Customer 10438	\$ 2,323.02	\$ 2,373.69	2.18%	\$ 10,309.02	\$ 10,359.69	0.49%
MGS-S Customer 10439	\$ 7,400.80	\$ 7,531.20	1.76%	\$ 25,679.90	\$ 25,810.30	0.51%
MGS-S Customer 10440	\$ 5,453.72	\$ 5,555.43	1.86%	\$ 27,383.20	\$ 27,484.91	0.37%
MGS-S Customer 10441	\$ 23,904.90	\$ 24,294.07	1.63%	\$ 95,027.17	\$ 95,416.35	0.41%
MGS-S Customer 10442	\$ 17,267.54	\$ 17,554.43	1.66%	\$ 58,772.67	\$ 59,059.56	0.49%
MGS-S Customer 10443	\$ 4,006.68	\$ 4,089.53	2.07%	\$ 11,507.86	\$ 11,590.71	0.72%
MGS-S Customer 10444	\$ 4,393.15	\$ 4,481.12	2.00%	\$ 15,427.37	\$ 15,515.33	0.57%
MGS-S Customer 10445	\$ 19,490.54	\$ 19,815.01	1.66%	\$ 62,220.58	\$ 62,545.05	0.52%
MGS-S Customer 10446	\$ 3,706.48	\$ 3,784.22	2.10%	\$ 12,686.12	\$ 12,763.86	0.61%
MGS-S Customer 10447	\$ 4,228.04	\$ 4,311.11	1.96%	\$ 8,332.39	\$ 8,415.46	1.00%
MGS-S Customer 10448	\$ 6,581.44	\$ 6,704.87	1.88%	\$ 18,978.81	\$ 19,102.25	0.65%
MGS-S Customer 10449	\$ 21,039.27	\$ 21,383.95	1.64%	\$ 85,483.97	\$ 85,828.66	0.40%
MGS-S Customer 10450	\$ 41,239.94	\$ 41,858.87	1.50%	\$ 131,476.24	\$ 132,095.17	0.47%
MGS-S Customer 10451	\$ 6,453.04	\$ 6,570.06	1.81%	\$ 18,510.15	\$ 18,627.16	0.63%
MGS-S Customer 10452	\$ 5,300.53	\$ 5,404.31	1.96%	\$ 14,485.04	\$ 14,588.82	0.72%
MGS-S Customer 10453	\$ 3,939.59	\$ 4,021.65	2.08%	\$ 9,808.17	\$ 9,890.23	0.84%
MGS-S Customer 10454	\$ 6,675.20	\$ 6,795.57	1.80%	\$ 19,267.17	\$ 19,387.54	0.62%
MGS-S Customer 10455	\$ 4,294.71	\$ 4,377.69	1.93%	\$ 12,978.41	\$ 13,061.39	0.64%
MGS-S Customer 10456	\$ 5,924.40	\$ 6,033.08	1.83%	\$ 17,161.09	\$ 17,269.77	0.63%
MGS-S Customer 10457	\$ 6,401.43	\$ 6,516.68	1.80%	\$ 12,909.89	\$ 13,025.14	0.89%
MGS-S Customer 10458	\$ 2,526.43	\$ 2,580.76	2.15%	\$ 7,683.15	\$ 7,737.48	0.71%
MGS-S Customer 10459	\$ 7,277.57	\$ 7,411.21	1.84%	\$ 24,435.40	\$ 24,569.04	0.55%
MGS-S Customer 10460	\$ 4,608.24	\$ 4,698.86	1.97%	\$ 18,737.17	\$ 18,827.79	0.48%
MGS-S Customer 10461	\$ 6,115.92	\$ 6,228.44	1.84%	\$ 16,526.49	\$ 16,639.00	0.68%
MGS-S Customer 10462	\$ 4,772.45	\$ 4,867.24	1.99%	\$ 15,153.42	\$ 15,248.21	0.63%
MGS-S Customer 10463	\$ 4,666.15	\$ 4,759.36	2.00%	\$ 13,832.95	\$ 13,926.16	0.67%
MGS-S Customer 10464	\$ 5,163.78	\$ 5,266.56	1.99%	\$ 11,023.22	\$ 11,126.00	0.93%
MGS-S Customer 10465	\$ 19,393.61	\$ 19,727.90	1.72%	\$ 32,035.74	\$ 32,370.03	1.04%
MGS-S Customer 10466	\$ 6,399.00	\$ 6,517.87	1.86%	\$ 24,498.36	\$ 24,617.23	0.49%
MGS-S Customer 10467	\$ 39,528.41	\$ 40,171.78	1.63%	\$ 107,282.19	\$ 107,925.56	0.60%
MGS-S Customer 10468	\$ 4,458.53	\$ 4,542.78	1.89%	\$ 16,725.76	\$ 16,810.01	0.50%
MGS-S Customer 10469	\$ 3,725.41	\$ 3,803.91	2.11%	\$ 10,384.70	\$ 10,463.20	0.76%
MGS-S Customer 10470	\$ 8,801.72	\$ 8,961.48	1.82%	\$ 17,028.71	\$ 17,188.46	0.94%
MGS-S Customer 10471	\$ 2,388.21	\$ 2,440.87	2.20%	\$ 6,949.62	\$ 7,002.28	0.76%
MGS-S Customer 10472	\$ 3,438.70	\$ 3,513.16	2.17%	\$ 8,919.92	\$ 8,994.39	0.83%
MGS-S Customer 10473	\$ 5,505.73	\$ 5,607.13	1.84%	\$ 17,595.74	\$ 17,697.14	0.58%
MGS-S Customer 10474	\$ 7,222.19	\$ 7,355.58	1.85%	\$ 22,314.13	\$ 22,447.53	0.60%
MGS-S Customer 10475	\$ 11,242.54	\$ 11,436.47	1.72%	\$ 41,293.09	\$ 41,487.01	0.47%
MGS-S Customer 10476	\$ 4,218.54	\$ 4,306.53	2.09%	\$ 10,626.45	\$ 10,714.44	0.83%
MGS-S Customer 10477	\$ 6,265.27	\$ 6,383.87	1.89%	\$ 17,006.06	\$ 17,124.65	0.70%

Customer	Delivery 7/22 Prices	Delivery 8/23 Prices	Delivery % Difference	Bundled 7/22 Prices	Bundled 8/23 Prices	Bundled % Difference
MGS-S Customer 10478	\$ 4,523.95	\$ 4,614.93	2.01%	\$ 13,864.44	\$ 13,955.41	0.66%
MGS-S Customer 10479	\$ 3,432.35	\$ 3,503.29	2.07%	\$ 7,584.92	\$ 7,655.86	0.94%
MGS-S Customer 10480	\$ 4,677.13	\$ 4,771.25	2.01%	\$ 12,556.52	\$ 12,650.64	0.75%
MGS-S Customer 10481	\$ 13,417.04	\$ 13,647.41	1.72%	\$ 36,251.49	\$ 36,481.86	0.64%
MGS-S Customer 10482	\$ 24,725.11	\$ 25,122.13	1.61%	\$ 108,832.31	\$ 109,229.33	0.36%
MGS-S Customer 10483	\$ 3,916.37	\$ 3,998.15	2.09%	\$ 11,341.34	\$ 11,423.12	0.72%
MGS-S Customer 10484	\$ 3,798.41	\$ 3,876.88	2.07%	\$ 14,873.30	\$ 14,951.77	0.53%
MGS-S Customer 10485	\$ 4,476.03	\$ 4,567.09	2.03%	\$ 10,989.06	\$ 11,080.12	0.83%
MGS-S Customer 10486	\$ 19,498.10	\$ 19,819.21	1.65%	\$ 29,585.30	\$ 29,906.41	1.09%
MGS-S Customer 10487	\$ 7,251.74	\$ 7,386.35	1.86%	\$ 19,616.67	\$ 19,751.28	0.69%
MGS-S Customer 10488	\$ 3,913.79	\$ 3,996.33	2.11%	\$ 9,166.72	\$ 9,249.26	0.90%
MGS-S Customer 10489	\$ 5,199.66	\$ 5,301.64	1.96%	\$ 14,508.26	\$ 14,610.24	0.70%
MGS-S Customer 10490	\$ 4,719.03	\$ 4,814.15	2.02%	\$ 11,268.74	\$ 11,363.86	0.84%
MGS-S Customer 10491	\$ 5,631.10	\$ 5,739.02	1.92%	\$ 18,216.79	\$ 18,324.71	0.59%
MGS-S Customer 10492	\$ 3,985.49	\$ 4,065.29	2.00%	\$ 6,023.16	\$ 6,102.95	1.32%
MGS-S Customer 10493	\$ 7,690.12	\$ 7,830.57	1.83%	\$ 23,860.72	\$ 24,001.16	0.59%
MGS-S Customer 10494	\$ 5,656.11	\$ 5,758.18	1.80%	\$ 23,078.57	\$ 23,180.65	0.44%
MGS-S Customer 10495	\$ 19,015.27	\$ 19,328.14	1.65%	\$ 49,519.10	\$ 49,831.97	0.63%
MGS-S Customer 10496	\$ 4,612.65	\$ 4,702.06	1.94%	\$ 10,170.44	\$ 10,259.84	0.88%
MGS-S Customer 10497	\$ 3,700.69	\$ 3,778.69	2.11%	\$ 10,347.41	\$ 10,425.41	0.75%
MGS-S Customer 10498	\$ 8,961.45	\$ 9,121.49	1.79%	\$ 30,392.74	\$ 30,552.78	0.53%
MGS-S Customer 10499	\$ 5,145.72	\$ 5,246.75	1.96%	\$ 14,524.48	\$ 14,625.51	0.70%
MGS-S Customer 10500	\$ 4,258.39	\$ 4,340.22	1.92%	\$ 13,770.04	\$ 13,851.87	0.59%
MGS-S Customer 10501	\$ 14,790.66	\$ 15,043.17	1.71%	\$ 45,788.11	\$ 46,040.62	0.55%
MGS-S Customer 10502	\$ 7,305.37	\$ 7,439.82	1.84%	\$ 23,816.93	\$ 23,951.38	0.56%
MGS-S Customer 10503	\$ 4,614.41	\$ 4,707.53	2.02%	\$ 10,761.11	\$ 10,854.23	0.87%
MGS-S Customer 10504	\$ 8,373.48	\$ 8,526.41	1.83%	\$ 19,397.64	\$ 19,550.57	0.79%
MGS-S Customer 10505	\$ 25,824.48	\$ 26,233.31	1.58%	\$ 101,211.08	\$ 101,619.91	0.40%
MGS-S Customer 10506	\$ 10,636.30	\$ 10,819.40	1.72%	\$ 43,589.94	\$ 43,773.04	0.42%
MGS-S Customer 10507	\$ 3,748.82	\$ 3,824.89	2.03%	\$ 5,354.23	\$ 5,430.29	1.42%
MGS-S Customer 10508	\$ 12,029.37	\$ 12,237.85	1.73%	\$ 32,423.15	\$ 32,631.63	0.64%
MGS-S Customer 10509	\$ 12,859.24	\$ 13,078.68	1.71%	\$ 44,318.32	\$ 44,537.75	0.50%
MGS-S Customer 10510	\$ 4,142.43	\$ 4,222.48	1.93%	\$ 13,887.64	\$ 13,967.69	0.58%
MGS-S Customer 10511	\$ 5,444.85	\$ 5,550.64	1.94%	\$ 15,207.54	\$ 15,313.33	0.70%
MGS-S Customer 10512	\$ 4,457.22	\$ 4,546.24	2.00%	\$ 16,541.97	\$ 16,630.99	0.54%
MGS-S Customer 10513	\$ 6,595.87	\$ 6,716.57	1.83%	\$ 14,382.14	\$ 14,502.84	0.84%
MGS-S Customer 10514	\$ 4,506.99	\$ 4,594.10	1.93%	\$ 10,618.73	\$ 10,705.84	0.82%
MGS-S Customer 10515	\$ 23,703.23	\$ 24,080.87	1.59%	\$ 115,790.26	\$ 116,167.90	0.33%
MGS-S Customer 10516	\$ 28,136.59	\$ 28,588.80	1.61%	\$ 82,590.08	\$ 83,042.29	0.55%
MGS-S Customer 10517	\$ 52,347.77	\$ 53,195.23	1.62%	\$ 137,195.40	\$ 138,042.86	0.62%

Customer	Delivery 7/22 Prices	Delivery 8/23 Prices	Delivery % Difference	Bundled 7/22 Prices	Bundled 8/23 Prices	Bundled % Difference
MGS-S Customer 10518	\$ 22,016.50	\$ 22,374.01	1.62%	\$ 35,380.78	\$ 35,738.29	1.01%
MGS-S Customer 10519	\$ 61,100.19	\$ 62,047.16	1.55%	\$ 201,324.56	\$ 202,271.53	0.47%
MGS-S Customer 10520	\$ 8,590.33	\$ 8,738.98	1.73%	\$ 44,256.70	\$ 44,405.36	0.34%
MGS-S Customer 10521	\$ 47,348.23	\$ 48,102.64	1.59%	\$ 130,395.06	\$ 131,149.47	0.58%
MGS-S Customer 10522	\$ 5,577.38	\$ 5,683.95	1.91%	\$ 18,672.00	\$ 18,778.57	0.57%
MGS-S Customer 10523	\$ 6,629.13	\$ 6,748.80	1.81%	\$ 20,609.17	\$ 20,728.85	0.58%
MGS-S Customer 10524	\$ 2,757.60	\$ 2,787.24	1.07%	\$ 65,299.18	\$ 65,328.82	0.05%
MGS-S Customer 10525	\$ 4,167.69	\$ 4,248.32	1.93%	\$ 12,939.25	\$ 13,019.88	0.62%
MGS-S Customer 10526	\$ 3,241.63	\$ 3,307.67	2.04%	\$ 10,494.86	\$ 10,560.90	0.63%
MGS-S Customer 10527	\$ 7,721.12	\$ 7,856.90	1.76%	\$ 27,673.38	\$ 27,809.16	0.49%
MGS-S Customer 10528	\$ 8,015.87	\$ 8,157.53	1.77%	\$ 36,415.87	\$ 36,557.54	0.39%
MGS-S Customer 10529	\$ 3,675.10	\$ 3,750.54	2.05%	\$ 3,675.10	\$ 3,750.54	2.05%
MGS-S Customer 10530	\$ 1,742.97	\$ 1,785.58	2.44%	\$ 4,193.12	\$ 4,235.74	1.02%
MGS-S Customer 10531	\$ 29,660.20	\$ 30,140.66	1.62%	\$ 105,229.62	\$ 105,710.08	0.46%
MGS-S Customer 10532	\$ 2,296.10	\$ 2,348.21	2.27%	\$ 5,885.70	\$ 5,937.80	0.89%
MGS-S Customer 10533	\$ 3,811.53	\$ 3,887.38	1.99%	\$ 8,520.22	\$ 8,596.07	0.89%
MGS-S Customer 10534	\$ 5,392.45	\$ 5,496.96	1.94%	\$ 15,645.56	\$ 15,750.07	0.67%
MGS-S Customer 10535	\$ 22,374.36	\$ 22,743.81	1.65%	\$ 65,771.70	\$ 66,141.15	0.56%
MGS-S Customer 10536	\$ 11,858.62	\$ 12,063.37	1.73%	\$ 36,055.09	\$ 36,259.84	0.57%
MGS-S Customer 10537	\$ 6,620.29	\$ 6,743.14	1.86%	\$ 22,754.43	\$ 22,877.28	0.54%
MGS-S Customer 10538	\$ 2,380.71	\$ 2,433.04	2.20%	\$ 6,472.03	\$ 6,524.36	0.81%
MGS-S Customer 10539	\$ 6,800.67	\$ 6,920.32	1.76%	\$ 23,759.23	\$ 23,878.88	0.50%
MGS-S Customer 10540	\$ 5,014.03	\$ 5,108.15	1.88%	\$ 14,472.32	\$ 14,566.44	0.65%
MGS-S Customer 10541	\$ 49,163.83	\$ 49,941.06	1.58%	\$ 184,840.51	\$ 185,617.74	0.42%
MGS-S Customer 10542	\$ 3,166.13	\$ 3,232.21	2.09%	\$ 8,194.99	\$ 8,261.07	0.81%
MGS-S Customer 10543	\$ 4,263.35	\$ 4,351.50	2.07%	\$ 9,161.04	\$ 9,249.18	0.96%
MGS-S Customer 10544	\$ 7,564.31	\$ 7,702.70	1.83%	\$ 24,273.66	\$ 24,412.05	0.57%
MGS-S Customer 10545	\$ 5,358.92	\$ 5,461.71	1.92%	\$ 18,512.95	\$ 18,615.74	0.56%
MGS-S Customer 10546	\$ 10,099.42	\$ 10,278.96	1.78%	\$ 26,059.76	\$ 26,239.31	0.69%
MGS-S Customer 10547	\$ 7,984.46	\$ 8,129.12	1.81%	\$ 28,286.83	\$ 28,431.49	0.51%
MGS-S Customer 10548	\$ 8,748.49	\$ 8,898.07	1.71%	\$ 35,940.27	\$ 36,089.85	0.42%
MGS-S Customer 10549	\$ 6,897.48	\$ 7,021.74	1.80%	\$ 19,596.17	\$ 19,720.43	0.63%
MGS-S Customer 10550	\$ 3,189.39	\$ 3,254.29	2.03%	\$ 11,288.51	\$ 11,353.41	0.57%
MGS-S Customer 10551	\$ 3,873.79	\$ 3,949.14	1.95%	\$ 14,353.48	\$ 14,428.83	0.52%
MGS-S Customer 10552	\$ 6,540.37	\$ 6,656.79	1.78%	\$ 24,018.60	\$ 24,135.02	0.48%
MGS-S Customer 10553	\$ 5,897.41	\$ 6,006.49	1.85%	\$ 14,969.60	\$ 15,078.68	0.73%
MGS-S Customer 10554	\$ 5,586.99	\$ 5,694.19	1.92%	\$ 18,223.98	\$ 18,331.18	0.59%
MGS-S Customer 10555	\$ 4,983.80	\$ 5,082.27	1.98%	\$ 14,650.96	\$ 14,749.43	0.67%
MGS-S Customer 10556	\$ 37,017.54	\$ 37,600.51	1.57%	\$ 170,328.96	\$ 170,911.93	0.34%
MGS-S Customer 10557	\$ 6,728.58	\$ 6,854.01	1.86%	\$ 22,196.33	\$ 22,321.77	0.57%

Internal Use

Customer	Delivery 7/22 Prices	Delivery 8/23 Prices	Delivery % Difference	Bundled 7/22 Prices	Bundled 8/23 Prices	Bundled % Difference
MGS-S Customer 10558	\$ 2,373.06	\$ 2,424.81	2.18%	\$ 9,284.41	\$ 9,336.16	0.56%
MGS-S Customer 10559	\$ 29,786.23	\$ 30,248.40	1.55%	\$ 79,212.12	\$ 79,674.29	0.58%
MGS-S Customer 10560	\$ 2,921.34	\$ 2,986.26	2.22%	\$ 11,056.22	\$ 11,121.15	0.59%
MGS-S Customer 10561	\$ 5,483.87	\$ 5,589.37	1.92%	\$ 16,718.28	\$ 16,823.77	0.63%
MGS-S Customer 10562	\$ 1,651.95	\$ 1,692.90	2.48%	\$ 5,516.00	\$ 5,556.95	0.74%
MGS-S Customer 10563	\$ 21,093.69	\$ 21,440.54	1.64%	\$ 78,627.73	\$ 78,974.58	0.44%
MGS-S Customer 10564	\$ 9,075.57	\$ 9,235.24	1.76%	\$ 35,840.69	\$ 36,000.36	0.45%
MGS-S Customer 10565	\$ 7,268.23	\$ 7,397.16	1.77%	\$ 23,450.03	\$ 23,578.95	0.55%
MGS-S Customer 10566	\$ 25,415.27	\$ 25,835.34	1.65%	\$ 52,152.96	\$ 52,573.04	0.81%
MGS-S Customer 10567	\$ 4,275.88	\$ 4,362.84	2.03%	\$ 13,313.80	\$ 13,400.75	0.65%
MGS-S Customer 10568	\$ 1,902.17	\$ 1,948.05	2.41%	\$ 4,944.90	\$ 4,990.78	0.93%
MGS-S Customer 10569	\$ 3,623.74	\$ 3,701.61	2.15%	\$ 10,829.44	\$ 10,907.31	0.72%
MGS-S Customer 10570	\$ 5,969.06	\$ 6,081.85	1.89%	\$ 19,927.51	\$ 20,040.30	0.57%
MGS-S Customer 10571	\$ 29,208.73	\$ 29,670.46	1.58%	\$ 138,353.39	\$ 138,815.11	0.33%
MGS-S Customer 10572	\$ 4,888.82	\$ 4,981.04	1.89%	\$ 16,208.35	\$ 16,300.57	0.57%
MGS-S Customer 10573	\$ 33,561.09	\$ 34,108.98	1.63%	\$ 98,563.40	\$ 99,111.29	0.56%
MGS-S Customer 10574	\$ 21,548.98	\$ 21,914.20	1.69%	\$ 40,909.81	\$ 41,275.04	0.89%
MGS-S Customer 10575	\$ 14,264.23	\$ 14,510.21	1.72%	\$ 36,842.73	\$ 37,088.71	0.67%
MGS-S Customer 10576	\$ 6,063.14	\$ 6,172.29	1.80%	\$ 22,063.83	\$ 22,172.97	0.49%
MGS-S Customer 10577	\$ 15,310.56	\$ 15,572.43	1.71%	\$ 45,229.36	\$ 45,491.23	0.58%
MGS-S Customer 10578	\$ 6,620.79	\$ 6,742.98	1.85%	\$ 24,375.99	\$ 24,498.18	0.50%
MGS-S Customer 10579	\$ 10,170.41	\$ 10,351.79	1.78%	\$ 31,359.46	\$ 31,540.84	0.58%
MGS-S Customer 10580	\$ 4,240.28	\$ 4,322.17	1.93%	\$ 12,665.63	\$ 12,747.52	0.65%
MGS-S Customer 10581	\$ 18,249.61	\$ 18,553.65	1.67%	\$ 62,830.72	\$ 63,134.76	0.48%
MGS-S Customer 10582	\$ 3,877.98	\$ 3,954.36	1.97%	\$ 11,722.18	\$ 11,798.56	0.65%
MGS-S Customer 10583	\$ 4,326.94	\$ 4,415.65	2.05%	\$ 11,004.40	\$ 11,093.10	0.81%
MGS-S Customer 10584	\$ 12,620.12	\$ 12,840.70	1.75%	\$ 16,667.33	\$ 16,887.92	1.32%
MGS-S Customer 10585	\$ 7,615.05	\$ 7,753.08	1.81%	\$ 27,149.91	\$ 27,287.94	0.51%
MGS-S Customer 10586	\$ 7,746.44	\$ 7,889.62	1.85%	\$ 17,829.07	\$ 17,972.25	0.80%
MGS-S Customer 10587	\$ 14,580.32	\$ 14,828.37	1.70%	\$ 46,030.25	\$ 46,278.30	0.54%
MGS-S Customer 10588	\$ 23,722.44	\$ 24,111.50	1.64%	\$ 82,636.79	\$ 83,025.85	0.47%
MGS-S Customer 10589	\$ 8,894.93	\$ 9,053.64	1.78%	\$ 29,770.90	\$ 29,929.61	0.53%
MGS-S Customer 10590	\$ 11,004.89	\$ 11,195.51	1.73%	\$ 40,740.87	\$ 40,931.49	0.47%
MGS-S Customer 10591	\$ 5,307.82	\$ 5,409.43	1.91%	\$ 20,600.87	\$ 20,702.48	0.49%
MGS-S Customer 10592	\$ 3,468.75	\$ 3,538.49	2.01%	\$ 11,308.16	\$ 11,377.89	0.62%
MGS-S Customer 10593	\$ 3,232.62	\$ 3,299.44	2.07%	\$ 8,582.22	\$ 8,649.04	0.78%
MGS-S Customer 10594	\$ 5,665.87	\$ 5,773.42	1.90%	\$ 12,165.18	\$ 12,272.74	0.88%
MGS-S Customer 10595	\$ 2,028.38	\$ 2,075.21	2.31%	\$ 5,611.69	\$ 5,658.52	0.83%
MGS-S Customer 10596	\$ 7,416.56	\$ 7,551.16	1.81%	\$ 24,144.08	\$ 24,278.68	0.56%
MGS-S Customer 10597	\$ 7,855.09	\$ 7,997.10	1.81%	\$ 28,449.98	\$ 28,591.98	0.50%

Customer	Delivery 7/22 Prices	Delivery 8/23 Prices	Delivery % Difference	Bundled 7/22 Prices	Bundled 8/23 Prices	Bundled % Difference
MGS-S Customer 10598	\$ 2,166.25	\$ 2,220.43	2.50%	\$ 5,968.61	\$ 6,022.78	0.91%
MGS-S Customer 10599	\$ 12,522.48	\$ 12,738.91	1.73%	\$ 37,710.76	\$ 37,927.19	0.57%
MGS-S Customer 10600	\$ 4,212.26	\$ 4,298.84	2.06%	\$ 11,629.22	\$ 11,715.81	0.74%
MGS-S Customer 10601	\$ 12,989.81	\$ 13,211.24	1.70%	\$ 45,943.45	\$ 46,164.88	0.48%
MGS-S Customer 10602	\$ 12,854.97	\$ 13,077.40	1.73%	\$ 39,821.20	\$ 40,043.63	0.56%
MGS-S Customer 10603	\$ 11,335.83	\$ 11,533.46	1.74%	\$ 36,912.61	\$ 37,110.24	0.54%
MGS-S Customer 10604	\$ 7,099.23	\$ 7,229.47	1.83%	\$ 24,787.25	\$ 24,917.49	0.53%
MGS-S Customer 10605	\$ 18,033.09	\$ 18,332.06	1.66%	\$ 66,928.80	\$ 67,227.77	0.45%
MGS-S Customer 10606	\$ 3,165.49	\$ 3,235.26	2.20%	\$ 9,559.69	\$ 9,629.45	0.73%
MGS-S Customer 10607	\$ 4,044.16	\$ 4,131.75	2.17%	\$ 5,698.70	\$ 5,786.29	1.54%
MGS-S Customer 10608	\$ 26,300.20	\$ 26,725.43	1.62%	\$ 101,069.77	\$ 101,495.00	0.42%
MGS-S Customer 10609	\$ 5,592.03	\$ 5,699.92	1.93%	\$ 16,664.18	\$ 16,772.07	0.65%
MGS-S Customer 10610	\$ 10,017.03	\$ 10,195.50	1.78%	\$ 27,156.58	\$ 27,335.05	0.66%
MGS-S Customer 10611	\$ 1,538.32	\$ 1,577.64	2.56%	\$ 4,625.38	\$ 4,664.70	0.85%
MGS-S Customer 10612	\$ 3,499.87	\$ 3,574.54	2.13%	\$ 10,694.14	\$ 10,768.81	0.70%
MGS-S Customer 10613	\$ 10,183.11	\$ 10,359.25	1.73%	\$ 42,103.81	\$ 42,279.95	0.42%
MGS-S Customer 10614	\$ 17,764.17	\$ 18,058.21	1.66%	\$ 67,605.98	\$ 67,900.02	0.43%
MGS-S Customer 10615	\$ 18,861.43	\$ 19,173.65	1.66%	\$ 64,164.69	\$ 64,476.91	0.49%
MGS-S Customer 10616	\$ 28,471.53	\$ 28,930.10	1.61%	\$ 113,026.64	\$ 113,485.21	0.41%
MGS-S Customer 10617	\$ 13,331.25	\$ 13,558.22	1.70%	\$ 48,359.92	\$ 48,586.89	0.47%
MGS-S Customer 10618	\$ 68,679.14	\$ 69,751.16	1.56%	\$ 179,640.58	\$ 180,712.61	0.60%
MGS-S Customer 10619	\$ 4,349.16	\$ 4,432.78	1.92%	\$ 13,124.49	\$ 13,208.12	0.64%
MGS-S Customer 10620	\$ 3,296.70	\$ 3,368.36	2.17%	\$ 9,392.32	\$ 9,463.98	0.76%
MGS-S Customer 10621	\$ 23,643.84	\$ 24,028.40	1.63%	\$ 71,095.26	\$ 71,479.82	0.54%
MGS-S Customer 10622	\$ 10,606.64	\$ 10,788.71	1.72%	\$ 42,088.57	\$ 42,270.64	0.43%
MGS-S Customer 10623	\$ 2,899.61	\$ 2,964.90	2.25%	\$ 9,447.37	\$ 9,512.67	0.69%
MGS-S Customer 10624	\$ 6,297.19	\$ 6,417.42	1.91%	\$ 14,195.09	\$ 14,315.32	0.85%
MGS-S Customer 10625	\$ 21,011.54	\$ 21,357.01	1.64%	\$ 50,774.94	\$ 51,120.41	0.68%
MGS-S Customer 10626	\$ 7,412.25	\$ 7,550.82	1.87%	\$ 15,776.35	\$ 15,914.92	0.88%
MGS-S Customer 10627	\$ 8,916.08	\$ 9,077.12	1.81%	\$ 25,251.22	\$ 25,412.25	0.64%
MGS-S Customer 10628	\$ 7,701.88	\$ 7,837.44	1.76%	\$ 21,920.05	\$ 22,055.61	0.62%
MGS-S Customer 10629	\$ 2,546.31	\$ 2,601.46	2.17%	\$ 7,517.69	\$ 7,572.84	0.73%
MGS-S Customer 10630	\$ 11,447.67	\$ 11,645.37	1.73%	\$ 37,316.96	\$ 37,514.66	0.53%
MGS-S Customer 10631	\$ 49,377.54	\$ 50,134.51	1.53%	\$ 194,300.43	\$ 195,057.40	0.39%
MGS-S Customer 10632	\$ 7,995.89	\$ 8,136.04	1.75%	\$ 26,710.45	\$ 26,850.60	0.52%
MGS-S Customer 10633	\$ 6,978.30	\$ 7,110.43	1.89%	\$ 12,219.91	\$ 12,352.05	1.08%
MGS-S Customer 10634	\$ 5,114.57	\$ 5,215.99	1.98%	\$ 13,862.71	\$ 13,964.13	0.73%
MGS-S Customer 10635	\$ 5,173.31	\$ 5,270.64	1.88%	\$ 14,328.12	\$ 14,425.44	0.68%
MGS-S Customer 10636	\$ 6,153.43	\$ 6,271.71	1.92%	\$ 16,263.48	\$ 16,381.76	0.73%
MGS-S Customer 10637	\$ 9,056.49	\$ 9,214.17	1.74%	\$ 26,593.68	\$ 26,751.36	0.59%

Customer	Delivery 7/22 Prices	Delivery 8/23 Prices	Delivery % Difference	Bundled 7/22 Prices	Bundled 8/23 Prices	Bundled % Difference
MGS-S Customer 10638	\$ 20,232.50	\$ 20,561.10	1.62%	\$ 89,864.78	\$ 90,193.38	0.37%
MGS-S Customer 10639	\$ 12,161.39	\$ 12,376.44	1.77%	\$ 27,257.79	\$ 27,472.84	0.79%
MGS-S Customer 10640	\$ 5,126.34	\$ 5,227.43	1.97%	\$ 13,403.60	\$ 13,504.69	0.75%
MGS-S Customer 10641	\$ 3,522.15	\$ 3,597.51	2.14%	\$ 10,682.02	\$ 10,757.39	0.71%
MGS-S Customer 10642	\$ 4,839.37	\$ 4,935.26	1.98%	\$ 14,775.74	\$ 14,871.63	0.65%
MGS-S Customer 10643	\$ 9,805.97	\$ 9,980.74	1.78%	\$ 28,906.28	\$ 29,081.05	0.60%
MGS-S Customer 10644	\$ 5,231.21	\$ 5,329.06	1.87%	\$ 14,535.70	\$ 14,633.55	0.67%
MGS-S Customer 10645	\$ 8,026.12	\$ 8,164.29	1.72%	\$ 34,037.79	\$ 34,175.96	0.41%
MGS-S Customer 10646	\$ 22,116.41	\$ 22,477.00	1.63%	\$ 85,546.45	\$ 85,907.05	0.42%
MGS-S Customer 10647	\$ 5,075.73	\$ 5,176.86	1.99%	\$ 10,094.19	\$ 10,195.32	1.00%
MGS-S Customer 10648	\$ 4,116.77	\$ 4,201.42	2.06%	\$ 12,251.32	\$ 12,335.96	0.69%
MGS-S Customer 10649	\$ 5,330.22	\$ 5,435.74	1.98%	\$ 10,069.99	\$ 10,175.51	1.05%
MGS-S Customer 10650	\$ 4,276.23	\$ 4,359.04	1.94%	\$ 11,041.90	\$ 11,124.71	0.75%
MGS-S Customer 10651	\$ 4,966.69	\$ 5,063.96	1.96%	\$ 16,513.14	\$ 16,610.42	0.59%
MGS-S Customer 10652	\$ 4,168.56	\$ 4,257.40	2.13%	\$ 4,566.09	\$ 4,654.92	1.95%
MGS-S Customer 10653	\$ 4,929.29	\$ 5,021.52	1.87%	\$ 15,907.74	\$ 15,999.97	0.58%
MGS-S Customer 10654	\$ 23,863.63	\$ 24,248.24	1.61%	\$ 102,760.41	\$ 103,145.02	0.37%
MGS-S Customer 10655	\$ 3,870.22	\$ 3,951.07	2.09%	\$ 11,465.33	\$ 11,546.18	0.71%
MGS-S Customer 10656	\$ 10,040.92	\$ 10,212.09	1.70%	\$ 34,262.76	\$ 34,433.93	0.50%
MGS-S Customer 10657	\$ 27,681.62	\$ 28,147.84	1.68%	\$ 45,717.00	\$ 46,183.22	1.02%
MGS-S Customer 10658	\$ 4,701.75	\$ 4,787.77	1.83%	\$ 23,292.91	\$ 23,378.93	0.37%
MGS-S Customer 10659	\$ 7,146.91	\$ 7,279.75	1.86%	\$ 20,003.86	\$ 20,136.70	0.66%
MGS-S Customer 10660	\$ 2,247.50	\$ 2,297.97	2.25%	\$ 6,083.67	\$ 6,134.14	0.83%
MGS-S Customer 10661	\$ 29,891.25	\$ 30,379.46	1.63%	\$ 85,592.50	\$ 86,080.71	0.57%
MGS-S Customer 10662	\$ 11,737.14	\$ 11,942.77	1.75%	\$ 30,741.47	\$ 30,947.10	0.67%
MGS-S Customer 10663	\$ 30,422.46	\$ 30,898.99	1.57%	\$ 135,609.02	\$ 136,085.55	0.35%
MGS-S Customer 10664	\$ 4,477.18	\$ 4,568.23	2.03%	\$ 10,037.13	\$ 10,128.19	0.91%
MGS-S Customer 10665	\$ 4,749.48	\$ 4,839.67	1.90%	\$ 13,302.80	\$ 13,392.99	0.68%
MGS-S Customer 10666	\$ 4,905.87	\$ 5,002.10	1.96%	\$ 15,593.98	\$ 15,690.21	0.62%
MGS-S Customer 10667	\$ 5,779.51	\$ 5,890.34	1.92%	\$ 15,459.93	\$ 15,570.76	0.72%
MGS-S Customer 10668	\$ 11,482.06	\$ 11,680.69	1.73%	\$ 40,605.58	\$ 40,804.21	0.49%
MGS-S Customer 10669	\$ 10,583.38	\$ 10,764.89	1.72%	\$ 45,348.79	\$ 45,530.30	0.40%
MGS-S Customer 10670	\$ 14,395.40	\$ 14,630.07	1.63%	\$ 45,054.63	\$ 45,289.30	0.52%
MGS-S Customer 10671	\$ 6,631.09	\$ 6,758.01	1.91%	\$ 10,415.96	\$ 10,542.88	1.22%
MGS-S Customer 10672	\$ 12,010.35	\$ 12,222.60	1.77%	\$ 23,866.35	\$ 24,078.60	0.89%
MGS-S Customer 10673	\$ 40,366.29	\$ 41,030.91	1.65%	\$ 88,795.80	\$ 89,460.42	0.75%
MGS-S Customer 10674	\$ 31,968.12	\$ 32,483.98	1.61%	\$ 106,212.08	\$ 106,727.94	0.49%
MGS-S Customer 10675	\$ 17,984.29	\$ 18,289.69	1.70%	\$ 37,596.50	\$ 37,901.91	0.81%
MGS-S Customer 10676	\$ 4,549.48	\$ 4,636.25	1.91%	\$ 14,113.58	\$ 14,200.35	0.61%
MGS-S Customer 10677	\$ 6,557.85	\$ 6,677.86	1.83%	\$ 28,281.66	\$ 28,401.67	0.42%

Customer	Delivery 7/22 Prices	Delivery 8/23 Prices	Delivery % Difference	Bundled 7/22 Prices	Bundled 8/23 Prices	Bundled % Difference
MGS-S Customer 10678	\$ 5,200.51	\$ 5,302.51	1.96%	\$ 15,305.99	\$ 15,407.99	0.67%
MGS-S Customer 10679	\$ 5,138.48	\$ 5,238.75	1.95%	\$ 15,847.61	\$ 15,947.88	0.63%
MGS-S Customer 10680	\$ 9,026.22	\$ 9,186.25	1.77%	\$ 29,273.74	\$ 29,433.77	0.55%
MGS-S Customer 10681	\$ 3,394.76	\$ 3,464.95	2.07%	\$ 8,784.24	\$ 8,854.42	0.80%
MGS-S Customer 10682	\$ 5,764.25	\$ 5,874.29	1.91%	\$ 19,483.32	\$ 19,593.36	0.56%
MGS-S Customer 10683	\$ 3,109.32	\$ 3,172.86	2.04%	\$ 10,893.76	\$ 10,957.30	0.58%
MGS-S Customer 10684	\$ 2,558.33	\$ 2,613.62	2.16%	\$ 10,700.87	\$ 10,756.16	0.52%
MGS-S Customer 10685	\$ 12,196.67	\$ 12,405.78	1.71%	\$ 43,642.03	\$ 43,851.14	0.48%
MGS-S Customer 10686	\$ 3,111.05	\$ 3,174.98	2.05%	\$ 8,623.25	\$ 8,687.17	0.74%
MGS-S Customer 10687	\$ 7,231.67	\$ 7,359.71	1.77%	\$ 24,658.71	\$ 24,786.75	0.52%
MGS-S Customer 10688	\$ 15,026.82	\$ 15,272.84	1.64%	\$ 60,629.45	\$ 60,875.47	0.41%
MGS-S Customer 10689	\$ 5,362.68	\$ 5,465.56	1.92%	\$ 15,564.14	\$ 15,667.02	0.66%
MGS-S Customer 10690	\$ 4,647.55	\$ 4,739.61	1.98%	\$ 15,679.02	\$ 15,771.08	0.59%
MGS-S Customer 10691	\$ 15,520.00	\$ 15,781.07	1.68%	\$ 55,128.36	\$ 55,389.43	0.47%
MGS-S Customer 10692	\$ 3,002.68	\$ 3,069.61	2.23%	\$ 7,447.88	\$ 7,514.81	0.90%
MGS-S Customer 10693	\$ 5,503.45	\$ 5,608.61	1.91%	\$ 18,849.44	\$ 18,954.61	0.56%
MGS-S Customer 10694	\$ 6,843.76	\$ 6,969.07	1.83%	\$ 27,377.51	\$ 27,502.82	0.46%
MGS-S Customer 10695	\$ 4,352.07	\$ 4,441.50	2.05%	\$ 10,759.98	\$ 10,849.41	0.83%
MGS-S Customer 10696	\$ 4,660.83	\$ 4,752.75	1.97%	\$ 16,689.37	\$ 16,781.29	0.55%
MGS-S Customer 10697	\$ 4,448.52	\$ 4,539.93	2.05%	\$ 9,943.80	\$ 10,035.21	0.92%
MGS-S Customer 10698	\$ 4,092.52	\$ 4,176.94	2.06%	\$ 11,830.45	\$ 11,914.88	0.71%
MGS-S Customer 10699	\$ 4,089.96	\$ 4,171.75	2.00%	\$ 6,589.82	\$ 6,671.61	1.24%
MGS-S Customer 10700	\$ 11,472.41	\$ 11,671.88	1.74%	\$ 37,849.04	\$ 38,048.50	0.53%
MGS-S Customer 10701	\$ 5,480.17	\$ 5,580.22	1.83%	\$ 20,144.65	\$ 20,244.70	0.50%
MGS-S Customer 10702	\$ 8,393.35	\$ 8,543.04	1.78%	\$ 31,213.52	\$ 31,363.21	0.48%
MGS-S Customer 10703	\$ 5,322.65	\$ 5,425.79	1.94%	\$ 16,205.35	\$ 16,308.49	0.64%
MGS-S Customer 10704	\$ 4,157.45	\$ 4,239.15	1.97%	\$ 9,795.68	\$ 9,877.38	0.83%
MGS-S Customer 10705	\$ 3,972.97	\$ 4,056.62	2.11%	\$ 8,511.52	\$ 8,595.17	0.98%
MGS-S Customer 10706	\$ 7,399.08	\$ 7,535.03	1.84%	\$ 23,391.42	\$ 23,527.37	0.58%
MGS-S Customer 10707	\$ 15,709.99	\$ 15,972.14	1.67%	\$ 48,581.36	\$ 48,843.51	0.54%
MGS-S Customer 10708	\$ 4,506.46	\$ 4,594.02	1.94%	\$ 10,130.06	\$ 10,217.62	0.86%
MGS-S Customer 10709	\$ 4,954.67	\$ 5,052.98	1.98%	\$ 13,218.22	\$ 13,316.53	0.74%
MGS-S Customer 10710	\$ 3,396.22	\$ 3,464.64	2.01%	\$ 10,779.71	\$ 10,848.13	0.63%
MGS-S Customer 10711	\$ 10,107.77	\$ 10,285.01	1.75%	\$ 36,388.41	\$ 36,565.65	0.49%
MGS-S Customer 10712	\$ 14,435.15	\$ 14,675.90	1.67%	\$ 58,367.25	\$ 58,607.99	0.41%
MGS-S Customer 10713	\$ 7,079.05	\$ 7,211.90	1.88%	\$ 18,651.67	\$ 18,784.52	0.71%
MGS-S Customer 10714	\$ 4,657.60	\$ 4,744.92	1.87%	\$ 16,574.73	\$ 16,662.05	0.53%
MGS-S Customer 10715	\$ 7,610.92	\$ 7,749.69	1.82%	\$ 23,975.65	\$ 24,114.42	0.58%
MGS-S Customer 10716	\$ 4,625.07	\$ 4,715.57	1.96%	\$ 5,715.37	\$ 5,805.87	1.58%
MGS-S Customer 10717	\$ 12,030.82	\$ 12,234.76	1.70%	\$ 40,103.12	\$ 40,307.06	0.51%

Internal Use

Customer	Delivery 7/22 Prices	Delivery 8/23 Prices	Delivery % Difference	Bundled 7/22 Prices	Bundled 8/23 Prices	Bundled % Difference
MGS-S Customer 10718	\$ 6,630.87	\$ 6,756.22	1.89%	\$ 16,338.71	\$ 16,464.06	0.77%
MGS-S Customer 10719	\$ 12,897.87	\$ 13,121.22	1.73%	\$ 37,565.11	\$ 37,788.46	0.59%
MGS-S Customer 10720	\$ 22,972.32	\$ 23,351.85	1.65%	\$ 67,526.01	\$ 67,905.54	0.56%
MGS-S Customer 10721	\$ 5,770.30	\$ 5,882.45	1.94%	\$ 12,124.62	\$ 12,236.77	0.92%
MGS-S Customer 10722	\$ 3,754.93	\$ 3,834.51	2.12%	\$ 6,443.44	\$ 6,523.02	1.24%
MGS-S Customer 10723	\$ 6,937.58	\$ 7,063.26	1.81%	\$ 15,598.77	\$ 15,724.45	0.81%
MGS-S Customer 10724	\$ 10,396.47	\$ 10,576.92	1.74%	\$ 40,726.62	\$ 40,907.07	0.44%
MGS-S Customer 10725	\$ 2,092.75	\$ 2,143.19	2.41%	\$ 2,195.81	\$ 2,246.26	2.30%
MGS-S Customer 10726	\$ 4,128.63	\$ 4,213.75	2.06%	\$ 12,260.54	\$ 12,345.67	0.69%
MGS-S Customer 10727	\$ 4,465.98	\$ 4,556.20	2.02%	\$ 12,430.50	\$ 12,520.72	0.73%
MGS-S Customer 10728	\$ 7,921.70	\$ 8,068.91	1.86%	\$ 13,368.53	\$ 13,515.74	1.10%
MGS-S Customer 10729	\$ 14,053.83	\$ 14,296.29	1.73%	\$ 35,238.31	\$ 35,480.77	0.69%
MGS-S Customer 10730	\$ 1,923.20	\$ 1,973.30	2.61%	\$ 5,422.52	\$ 5,472.62	0.92%
MGS-S Customer 10731	\$ 4,475.90	\$ 4,567.28	2.04%	\$ 11,125.13	\$ 11,216.51	0.82%
MGS-S Customer 10732	\$ 6,684.21	\$ 6,806.83	1.83%	\$ 24,600.75	\$ 24,723.37	0.50%
MGS-S Customer 10733	\$ 40,749.20	\$ 41,403.75	1.61%	\$ 151,804.35	\$ 152,458.89	0.43%
MGS-S Customer 10734	\$ 3,379.73	\$ 3,453.59	2.19%	\$ 6,088.81	\$ 6,162.67	1.21%
MGS-S Customer 10735	\$ 2,262.71	\$ 2,319.03	2.49%	\$ 5,144.66	\$ 5,200.99	1.09%
MGS-S Customer 10736	\$ 5,080.98	\$ 5,181.60	1.98%	\$ 12,709.22	\$ 12,809.84	0.79%
MGS-S Customer 10737	\$ 10,845.01	\$ 11,034.26	1.75%	\$ 37,491.30	\$ 37,680.55	0.50%
MGS-S Customer 10738	\$ 6,751.80	\$ 6,878.33	1.87%	\$ 19,151.69	\$ 19,278.22	0.66%
MGS-S Customer 10739	\$ 62,004.11	\$ 62,972.76	1.56%	\$ 265,667.67	\$ 266,636.32	0.36%
MGS-S Customer 10740	\$ 6,487.05	\$ 6,607.76	1.86%	\$ 22,710.54	\$ 22,831.26	0.53%
MGS-S Customer 10741	\$ 10,128.79	\$ 10,305.39	1.74%	\$ 37,542.92	\$ 37,719.53	0.47%
MGS-S Customer 10742	\$ 23,453.07	\$ 23,841.87	1.66%	\$ 74,570.07	\$ 74,958.86	0.52%
MGS-S Customer 10743	\$ 17,679.22	\$ 17,974.29	1.67%	\$ 62,708.25	\$ 63,003.32	0.47%
MGS-S Customer 10744	\$ 9,522.92	\$ 9,690.41	1.76%	\$ 35,282.52	\$ 35,450.01	0.47%
MGS-S Customer 10745	\$ 14,282.54	\$ 14,527.34	1.71%	\$ 35,946.93	\$ 36,191.73	0.68%
MGS-S Customer 10746	\$ 4,257.38	\$ 4,344.06	2.04%	\$ 12,658.62	\$ 12,745.30	0.68%
MGS-S Customer 10747	\$ 10,168.91	\$ 10,345.09	1.73%	\$ 24,342.18	\$ 24,518.36	0.72%
MGS-S Customer 10748	\$ 10,050.62	\$ 10,225.48	1.74%	\$ 39,634.40	\$ 39,809.26	0.44%
MGS-S Customer 10749	\$ 15,211.31	\$ 15,469.39	1.70%	\$ 49,641.24	\$ 49,899.32	0.52%
MGS-S Customer 10750	\$ 1,690.91	\$ 1,732.65	2.47%	\$ 5,520.23	\$ 5,561.97	0.76%
MGS-S Customer 10751	\$ 3,690.99	\$ 3,771.05	2.17%	\$ 5,016.68	\$ 5,096.74	1.60%
MGS-S Customer 10752	\$ 9,418.62	\$ 9,588.71	1.81%	\$ 25,360.68	\$ 25,530.78	0.67%
MGS-S Customer 10753	\$ 49,190.41	\$ 49,973.96	1.59%	\$ 171,662.77	\$ 172,446.33	0.46%
MGS-S Customer 10754	\$ 3,552.25	\$ 3,623.20	2.00%	\$ 11,254.99	\$ 11,325.94	0.63%
MGS-S Customer 10755	\$ 3,980.20	\$ 4,058.22	1.96%	\$ 10,662.34	\$ 10,740.36	0.73%
MGS-S Customer 10756	\$ 3,317.49	\$ 3,384.21	2.01%	\$ 12,217.71	\$ 12,284.44	0.55%
MGS-S Customer 10757	\$ 4,612.45	\$ 4,701.80	1.94%	\$ 8,109.49	\$ 8,198.84	1.10%

Internal Use

Customer	Delivery 7/22 Prices	Delivery 8/23 Prices	Delivery % Difference	Bundled 7/22 Prices	Bundled 8/23 Prices	Bundled % Difference
MGS-S Customer 10758	\$ 2,180.16	\$ 2,229.68	2.27%	\$ 6,829.09	\$ 6,878.61	0.73%
MGS-S Customer 10759	\$ 1,845.67	\$ 1,894.42	2.64%	\$ 5,360.31	\$ 5,409.06	0.91%
MGS-S Customer 10760	\$ 3,041.05	\$ 3,104.73	2.09%	\$ 7,830.98	\$ 7,894.66	0.81%
MGS-S Customer 10761	\$ 1,970.98	\$ 2,016.95	2.33%	\$ 6,568.61	\$ 6,614.58	0.70%
MGS-S Customer 10762	\$ 3,075.32	\$ 3,140.47	2.12%	\$ 6,152.21	\$ 6,217.36	1.06%
MGS-S Customer 10763	\$ 1,458.31	\$ 1,496.56	2.62%	\$ 4,076.55	\$ 4,114.80	0.94%
MGS-S Customer 10764	\$ 2,642.05	\$ 2,697.65	2.10%	\$ 11,152.53	\$ 11,208.12	0.50%
MGS-S Customer 10765	\$ 2,885.33	\$ 2,946.23	2.11%	\$ 7,835.92	\$ 7,896.82	0.78%
MGS-S Customer 10766	\$ 7,090.15	\$ 7,215.49	1.77%	\$ 24,902.14	\$ 25,027.48	0.50%
MGS-S Customer 10767	\$ 20,890.34	\$ 21,232.77	1.64%	\$ 79,137.39	\$ 79,479.82	0.43%
MGS-S Customer 10768	\$ 7,861.92	\$ 8,002.06	1.78%	\$ 19,206.01	\$ 19,346.16	0.73%
MGS-S Customer 10769	\$ 6,235.46	\$ 6,349.87	1.83%	\$ 15,102.32	\$ 15,216.73	0.76%
MGS-S Customer 10770	\$ 16,741.33	\$ 17,025.09	1.69%	\$ 47,254.30	\$ 47,538.06	0.60%
MGS-S Customer 10771	\$ 8,414.87	\$ 8,564.96	1.78%	\$ 17,318.29	\$ 17,468.38	0.87%
MGS-S Customer 10772	\$ 8,829.22	\$ 8,987.05	1.79%	\$ 29,302.41	\$ 29,460.24	0.54%
MGS-S Customer 10773	\$ 3,004.12	\$ 3,070.71	2.22%	\$ 10,203.07	\$ 10,269.66	0.65%
MGS-S Customer 10774	\$ 12,052.12	\$ 12,261.10	1.73%	\$ 38,324.08	\$ 38,533.06	0.55%
MGS-S Customer 10775	\$ 9,376.94	\$ 9,535.31	1.69%	\$ 40,322.85	\$ 40,481.22	0.39%
MGS-S Customer 10776	\$ 33,128.64	\$ 33,666.82	1.62%	\$ 115,471.61	\$ 116,009.79	0.47%
MGS-S Customer 10777	\$ 37,944.36	\$ 38,550.28	1.60%	\$ 140,562.27	\$ 141,168.19	0.43%
MGS-S Customer 10778	\$ 26,224.91	\$ 26,652.37	1.63%	\$ 97,488.87	\$ 97,916.33	0.44%
MGS-S Customer 10779	\$ 6,491.87	\$ 6,611.58	1.84%	\$ 26,323.93	\$ 26,443.64	0.45%
MGS-S Customer 10780	\$ 15,932.57	\$ 16,194.47	1.64%	\$ 59,866.95	\$ 60,128.85	0.44%
MGS-S Customer 10781	\$ 5,914.00	\$ 6,024.25	1.86%	\$ 25,268.09	\$ 25,378.34	0.44%
MGS-S Customer 10782	\$ 6,254.18	\$ 6,367.61	1.81%	\$ 14,156.65	\$ 14,270.09	0.80%
MGS-S Customer 10783	\$ 6,985.73	\$ 7,114.57	1.84%	\$ 21,428.65	\$ 21,557.50	0.60%
MGS-S Customer 10784	\$ 3,791.59	\$ 3,872.14	2.12%	\$ 6,810.21	\$ 6,890.76	1.18%
MGS-S Customer 10785	\$ 3,307.42	\$ 3,374.97	2.04%	\$ 8,544.01	\$ 8,611.56	0.79%
MGS-S Customer 10786	\$ 2,474.28	\$ 2,530.01	2.25%	\$ 5,013.67	\$ 5,069.41	1.11%
MGS-S Customer 10787	\$ 12,113.58	\$ 12,313.27	1.65%	\$ 24,742.00	\$ 24,941.69	0.81%
MGS-S Customer 10788	\$ 39,424.26	\$ 40,062.66	1.62%	\$ 111,890.28	\$ 112,528.68	0.57%
MGS-S Customer 10789	\$ 6,216.87	\$ 6,332.32	1.86%	\$ 24,878.07	\$ 24,993.52	0.46%
MGS-S Customer 10790	\$ 3,681.97	\$ 3,759.90	2.12%	\$ 10,327.54	\$ 10,405.47	0.75%
MGS-S Customer 10791	\$ 4,984.03	\$ 5,077.82	1.88%	\$ 13,899.11	\$ 13,992.90	0.67%
MGS-S Customer 10792	\$ 3,922.09	\$ 3,999.01	1.96%	\$ 12,108.51	\$ 12,185.43	0.64%
MGS-S Customer 10793	\$ 2,432.96	\$ 2,488.09	2.27%	\$ 5,085.36	\$ 5,140.49	1.08%
MGS-S Customer 10794	\$ 2,441.91	\$ 2,495.42	2.19%	\$ 7,303.83	\$ 7,357.34	0.73%
MGS-S Customer 10795	\$ 8,449.77	\$ 8,602.23	1.80%	\$ 26,146.92	\$ 26,299.39	0.58%
MGS-S Customer 10796	\$ 8,873.41	\$ 9,032.22	1.79%	\$ 29,098.08	\$ 29,256.89	0.55%
MGS-S Customer 10797	\$ 53,700.13	\$ 54,537.15	1.56%	\$ 239,940.76	\$ 240,777.79	0.35%

Internal Use

Customer	Delivery 7/22 Prices	Delivery 8/23 Prices	Delivery % Difference	Bundled 7/22 Prices	Bundled 8/23 Prices	Bundled % Difference
MGS-S Customer 10798	\$ 8,686.47	\$ 8,843.21	1.80%	\$ 23,782.08	\$ 23,938.81	0.66%
MGS-S Customer 10799	\$ 9,600.42	\$ 9,771.19	1.78%	\$ 28,677.88	\$ 28,848.65	0.60%
MGS-S Customer 10800	\$ 7,794.65	\$ 7,935.75	1.81%	\$ 28,718.61	\$ 28,859.71	0.49%
MGS-S Customer 10801	\$ 41,960.29	\$ 42,605.37	1.54%	\$ 252,646.29	\$ 253,291.37	0.26%
MGS-S Customer 10802	\$ 10,909.98	\$ 11,099.06	1.73%	\$ 35,773.76	\$ 35,962.83	0.53%
MGS-S Customer 10803	\$ 19,852.07	\$ 20,179.03	1.65%	\$ 74,205.01	\$ 74,531.97	0.44%
MGS-S Customer 10804	\$ 938.18	\$ 973.11	3.72%	\$ 1,383.01	\$ 1,417.94	2.53%
MGS-S Customer 10805	\$ 3,509.58	\$ 3,579.75	2.00%	\$ 10,834.56	\$ 10,904.74	0.65%
MGS-S Customer 10806	\$ 4,432.84	\$ 4,522.66	2.03%	\$ 12,007.38	\$ 12,097.20	0.75%
MGS-S Customer 10807	\$ 6,602.63	\$ 6,719.42	1.77%	\$ 26,039.10	\$ 26,155.90	0.45%
MGS-S Customer 10808	\$ 5,834.37	\$ 5,941.59	1.84%	\$ 16,458.49	\$ 16,565.71	0.65%
MGS-S Customer 10809	\$ 8,672.75	\$ 8,824.87	1.75%	\$ 21,890.77	\$ 22,042.89	0.69%
MGS-S Customer 10810	\$ 4,457.48	\$ 4,544.00	1.94%	\$ 9,360.42	\$ 9,446.94	0.92%
MGS-S Customer 10811	\$ 3,496.66	\$ 3,572.61	2.17%	\$ 7,958.20	\$ 8,034.15	0.95%
MGS-S Customer 10812	\$ 2,758.48	\$ 2,818.17	2.16%	\$ 7,074.45	\$ 7,134.14	0.84%
MGS-S Customer 10813	\$ 4,310.56	\$ 4,397.61	2.02%	\$ 14,812.65	\$ 14,899.70	0.59%
MGS-S Customer 10814	\$ 4,151.34	\$ 4,233.29	1.97%	\$ 21,535.76	\$ 21,617.71	0.38%
MGS-S Customer 10815	\$ 6,389.44	\$ 6,502.83	1.77%	\$ 26,153.29	\$ 26,266.67	0.43%
MGS-S Customer 10816	\$ 11,519.62	\$ 11,715.84	1.70%	\$ 49,184.01	\$ 49,380.23	0.40%
MGS-S Customer 10817	\$ 2,544.15	\$ 2,599.23	2.16%	\$ 8,110.05	\$ 8,165.13	0.68%
MGS-S Customer 10818	\$ 2,337.33	\$ 2,391.34	2.31%	\$ 3,445.23	\$ 3,499.24	1.57%
MGS-S Customer 10819	\$ 3,611.00	\$ 3,685.11	2.05%	\$ 8,442.87	\$ 8,516.98	0.88%
MGS-S Customer 10820	\$ 5,438.50	\$ 5,539.74	1.86%	\$ 14,485.89	\$ 14,587.14	0.70%
MGS-S Customer 10821	\$ 2,275.92	\$ 2,326.96	2.24%	\$ 6,798.24	\$ 6,849.29	0.75%
MGS-S Customer 10822	\$ 4,275.65	\$ 4,358.66	1.94%	\$ 11,816.48	\$ 11,899.49	0.70%
MGS-S Customer 10823	\$ 5,302.60	\$ 5,403.86	1.91%	\$ 21,706.29	\$ 21,807.55	0.47%
MGS-S Customer 10824	\$ 4,228.43	\$ 4,310.39	1.94%	\$ 11,757.72	\$ 11,839.68	0.70%
MGS-S Customer 10825	\$ 5,984.04	\$ 6,092.47	1.81%	\$ 20,197.99	\$ 20,306.41	0.54%
MGS-S Customer 10826	\$ 18,978.50	\$ 19,296.32	1.67%	\$ 60,524.77	\$ 60,842.59	0.53%
MGS-S Customer 10827	\$ 3,346.77	\$ 3,418.25	2.14%	\$ 10,471.45	\$ 10,542.93	0.68%
MGS-S Customer 10828	\$ 3,682.55	\$ 3,755.79	1.99%	\$ 10,713.31	\$ 10,786.55	0.68%
MGS-S Customer 10829	\$ 6,189.28	\$ 6,306.22	1.89%	\$ 20,076.09	\$ 20,193.03	0.58%
MGS-S Customer 10830	\$ 7,444.76	\$ 7,573.74	1.73%	\$ 31,751.50	\$ 31,880.48	0.41%
MGS-S Customer 10831	\$ 14,277.58	\$ 14,506.09	1.60%	\$ 75,888.55	\$ 76,117.06	0.30%
MGS-S Customer 10832	\$ 6,913.88	\$ 7,036.39	1.77%	\$ 25,182.35	\$ 25,304.87	0.49%
MGS-S Customer 10833	\$ 2,872.95	\$ 2,933.53	2.11%	\$ 8,411.19	\$ 8,471.78	0.72%
MGS-S Customer 10834	\$ 3,756.35	\$ 3,830.73	1.98%	\$ 11,149.43	\$ 11,223.82	0.67%
MGS-S Customer 10835	\$ 42,498.05	\$ 43,188.49	1.62%	\$ 119,795.13	\$ 120,485.58	0.58%
MGS-S Customer 10836	\$ 29,737.50	\$ 30,211.26	1.59%	\$ 130,911.12	\$ 131,384.88	0.36%
MGS-S Customer 10837	\$ 4,295.73	\$ 4,377.99	1.91%	\$ 15,413.59	\$ 15,495.84	0.53%

Internal Use

Customer	Delivery 7/22 Prices	Delivery 8/23 Prices	Delivery % Difference	Bundled 7/22 Prices	Bundled 8/23 Prices	Bundled % Difference
MGS-S Customer 10838	\$ 24,660.05	\$ 25,057.32	1.61%	\$ 100,508.27	\$ 100,905.54	0.40%
MGS-S Customer 10839	\$ 7,880.98	\$ 8,025.78	1.84%	\$ 19,535.87	\$ 19,680.67	0.74%
MGS-S Customer 10840	\$ 8,159.97	\$ 8,308.31	1.82%	\$ 24,305.31	\$ 24,453.65	0.61%
MGS-S Customer 10841	\$ 2,853.03	\$ 2,918.33	2.29%	\$ 6,893.73	\$ 6,959.04	0.95%
MGS-S Customer 10842	\$ 21,066.93	\$ 21,412.23	1.64%	\$ 78,911.77	\$ 79,257.07	0.44%
MGS-S Customer 10843	\$ 1,686.85	\$ 1,733.19	2.75%	\$ 4,054.39	\$ 4,100.73	1.14%
MGS-S Customer 10844	\$ 4,362.08	\$ 4,448.13	1.97%	\$ 10,823.11	\$ 10,909.17	0.80%
MGS-S Customer 10845	\$ 14,134.37	\$ 14,370.29	1.67%	\$ 58,409.26	\$ 58,645.18	0.40%
MGS-S Customer 10846	\$ 3,439.01	\$ 3,511.26	2.10%	\$ 14,664.27	\$ 14,736.52	0.49%
MGS-S Customer 10847	\$ 5,121.67	\$ 5,216.11	1.84%	\$ 19,187.98	\$ 19,282.42	0.49%
MGS-S Customer 10848	\$ 5,586.69	\$ 5,695.29	1.94%	\$ 14,351.97	\$ 14,460.57	0.76%
MGS-S Customer 10849	\$ 50,841.40	\$ 51,635.79	1.56%	\$ 229,906.28	\$ 230,700.67	0.35%
MGS-S Customer 10850	\$ 16,442.79	\$ 16,726.37	1.72%	\$ 31,287.93	\$ 31,571.51	0.91%
MGS-S Customer 10851	\$ 4,816.61	\$ 4,913.52	2.01%	\$ 11,096.54	\$ 11,193.45	0.87%
MGS-S Customer 10852	\$ 9,351.37	\$ 9,519.01	1.79%	\$ 27,999.20	\$ 28,166.84	0.60%
MGS-S Customer 10853	\$ 2,729.42	\$ 2,792.40	2.31%	\$ 7,391.60	\$ 7,454.59	0.85%
MGS-S Customer 10854	\$ 2,798.40	\$ 2,862.81	2.30%	\$ 7,099.28	\$ 7,163.69	0.91%
MGS-S Customer 10855	\$ 4,668.56	\$ 4,758.21	1.92%	\$ 11,211.18	\$ 11,300.83	0.80%
MGS-S Customer 10856	\$ 7,299.65	\$ 7,433.26	1.83%	\$ 25,657.14	\$ 25,790.75	0.52%
MGS-S Customer 10857	\$ 2,167.02	\$ 2,221.37	2.51%	\$ 7,286.72	\$ 7,341.07	0.75%
MGS-S Customer 10858	\$ 2,572.84	\$ 2,631.26	2.27%	\$ 2,572.84	\$ 2,631.26	2.27%
MGS-S Customer 10859	\$ 3,995.05	\$ 4,077.30	2.06%	\$ 12,522.78	\$ 12,605.03	0.66%
MGS-S Customer 10860	\$ 13,411.55	\$ 13,638.77	1.69%	\$ 51,539.05	\$ 51,766.27	0.44%
MGS-S Customer 10861	\$ 9,907.48	\$ 10,084.62	1.79%	\$ 27,796.60	\$ 27,973.74	0.64%
MGS-S Customer 10862	\$ 9,757.92	\$ 9,917.99	1.64%	\$ 11,266.20	\$ 11,426.27	1.42%
MGS-S Customer 10863	\$ 4,602.39	\$ 4,689.73	1.90%	\$ 15,129.73	\$ 15,217.07	0.58%
MGS-S Customer 10864	\$ 3,257.17	\$ 3,325.05	2.08%	\$ 7,475.67	\$ 7,543.55	0.91%
MGS-S Customer 10865	\$ 2,629.38	\$ 2,687.15	2.20%	\$ 5,517.85	\$ 5,575.62	1.05%
MGS-S Customer 10866	\$ 13,491.26	\$ 13,723.62	1.72%	\$ 34,163.85	\$ 34,396.20	0.68%
MGS-S Customer 10867	\$ 3,779.83	\$ 3,854.71	1.98%	\$ 10,847.61	\$ 10,922.49	0.69%
MGS-S Customer 10868	\$ 4,354.79	\$ 4,442.64	2.02%	\$ 14,780.44	\$ 14,868.29	0.59%
MGS-S Customer 10869	\$ 39,100.67	\$ 39,720.78	1.59%	\$ 157,313.29	\$ 157,933.40	0.39%
MGS-S Customer 10870	\$ 4,996.22	\$ 5,095.32	1.98%	\$ 12,291.61	\$ 12,390.71	0.81%
MGS-S Customer 10871	\$ 14,956.69	\$ 15,214.90	1.73%	\$ 35,681.83	\$ 35,940.04	0.72%
MGS-S Customer 10872	\$ 24,437.97	\$ 24,837.80	1.64%	\$ 87,511.51	\$ 87,911.34	0.46%
MGS-S Customer 10873	\$ 3,580.06	\$ 3,652.23	2.02%	\$ 8,944.17	\$ 9,016.34	0.81%
MGS-S Customer 10874	\$ 3,535.45	\$ 3,609.45	2.09%	\$ 14,721.29	\$ 14,795.29	0.50%
MGS-S Customer 10875	\$ 11,904.82	\$ 12,112.30	1.74%	\$ 34,940.38	\$ 35,147.86	0.59%
MGS-S Customer 10876	\$ 3,312.74	\$ 3,380.45	2.04%	\$ 8,610.68	\$ 8,678.40	0.79%
MGS-S Customer 10877	\$ 22,583.54	\$ 22,954.48	1.64%	\$ 85,250.30	\$ 85,621.25	0.44%

Internal Use

Customer	Delivery 7/22 Prices	Delivery 8/23 Prices	Delivery % Difference	Bundled 7/22 Prices	Bundled 8/23 Prices	Bundled % Difference
MGS-S Customer 10878	\$ 7,536.08	\$ 7,672.53	1.81%	\$ 28,474.55	\$ 28,611.00	0.48%
MGS-S Customer 10879	\$ 9,520.13	\$ 9,687.82	1.76%	\$ 33,085.87	\$ 33,253.56	0.51%
MGS-S Customer 10880	\$ 40,215.12	\$ 40,862.86	1.61%	\$ 138,390.46	\$ 139,038.20	0.47%
MGS-S Customer 10881	\$ 57,807.62	\$ 58,709.45	1.56%	\$ 227,137.24	\$ 228,039.06	0.40%
MGS-S Customer 10882	\$ 37,843.93	\$ 38,438.57	1.57%	\$ 178,269.41	\$ 178,864.05	0.33%
MGS-S Customer 10883	\$ 4,013.40	\$ 4,097.36	2.09%	\$ 8,846.98	\$ 8,930.94	0.95%
MGS-S Customer 10884	\$ 3,072.03	\$ 3,137.54	2.13%	\$ 6,449.09	\$ 6,514.60	1.02%
MGS-S Customer 10885	\$ 4,871.10	\$ 4,966.96	1.97%	\$ 15,695.75	\$ 15,791.61	0.61%
MGS-S Customer 10886	\$ 3,411.80	\$ 3,486.68	2.19%	\$ 6,544.68	\$ 6,619.56	1.14%
MGS-S Customer 10887	\$ 4,023.72	\$ 4,107.24	2.08%	\$ 11,202.45	\$ 11,285.97	0.75%
MGS-S Customer 10888	\$ 3,303.85	\$ 3,375.89	2.18%	\$ 9,977.99	\$ 10,050.03	0.72%
MGS-S Customer 10889	\$ 11,957.98	\$ 12,157.43	1.67%	\$ 44,326.59	\$ 44,526.04	0.45%
MGS-S Customer 10890	\$ 2,985.88	\$ 3,052.61	2.23%	\$ 7,446.73	\$ 7,513.46	0.90%
MGS-S Customer 10891	\$ 9,438.60	\$ 9,600.89	1.72%	\$ 30,737.35	\$ 30,899.64	0.53%
MGS-S Customer 10892	\$ 33,977.45	\$ 34,540.07	1.66%	\$ 74,445.07	\$ 75,007.69	0.76%
MGS-S Customer 10893	\$ 9,218.20	\$ 9,383.25	1.79%	\$ 26,653.47	\$ 26,818.51	0.62%
MGS-S Customer 10894	\$ 29,331.44	\$ 29,815.89	1.65%	\$ 72,221.45	\$ 72,705.90	0.67%
MGS-S Customer 10895	\$ 45,672.83	\$ 46,385.39	1.56%	\$ 147,001.85	\$ 147,714.41	0.48%
MGS-S Customer 10896	\$ 5,298.32	\$ 5,400.80	1.93%	\$ 18,316.61	\$ 18,419.09	0.56%
MGS-S Customer 10897	\$ 5,064.77	\$ 5,160.09	1.88%	\$ 13,887.07	\$ 13,982.39	0.69%
MGS-S Customer 10898	\$ 3,185.13	\$ 3,251.02	2.07%	\$ 8,525.48	\$ 8,591.36	0.77%
MGS-S Customer 10899	\$ 4,270.83	\$ 4,353.25	1.93%	\$ 13,028.00	\$ 13,110.42	0.63%
MGS-S Customer 10900	\$ 10,241.86	\$ 10,416.97	1.71%	\$ 44,429.55	\$ 44,604.66	0.39%
MGS-S Customer 10901	\$ 3,109.09	\$ 3,178.21	2.22%	\$ 8,066.19	\$ 8,135.31	0.86%
MGS-S Customer 10902	\$ 19,557.92	\$ 19,880.79	1.65%	\$ 75,547.11	\$ 75,869.99	0.43%
MGS-S Customer 10903	\$ 18,540.47	\$ 18,847.42	1.66%	\$ 68,766.21	\$ 69,073.16	0.45%
MGS-S Customer 10904	\$ 3,829.31	\$ 3,909.52	2.09%	\$ 11,480.41	\$ 11,560.62	0.70%
MGS-S Customer 10905	\$ 11,735.65	\$ 11,937.35	1.72%	\$ 44,095.12	\$ 44,296.82	0.46%
MGS-S Customer 10906	\$ 3,079.79	\$ 3,148.21	2.22%	\$ 8,806.69	\$ 8,875.10	0.78%
MGS-S Customer 10907	\$ 28,912.22	\$ 29,377.81	1.61%	\$ 113,832.98	\$ 114,298.57	0.41%
MGS-S Customer 10908	\$ 19,007.95	\$ 19,326.07	1.67%	\$ 56,893.21	\$ 57,211.33	0.56%
MGS-S Customer 10909	\$ 49,174.09	\$ 49,952.01	1.58%	\$ 195,660.11	\$ 196,438.03	0.40%
MGS-S Customer 10910	\$ 13,870.02	\$ 14,107.59	1.71%	\$ 43,610.57	\$ 43,848.14	0.54%
MGS-S Customer 10911	\$ 3,423.20	\$ 3,496.80	2.15%	\$ 11,152.00	\$ 11,225.59	0.66%
MGS-S Customer 10912	\$ 15,631.63	\$ 15,895.79	1.69%	\$ 51,812.08	\$ 52,076.24	0.51%
MGS-S Customer 10913	\$ 12,892.38	\$ 13,114.77	1.72%	\$ 34,936.13	\$ 35,158.52	0.64%
MGS-S Customer 10914	\$ 4,885.05	\$ 4,981.94	1.98%	\$ 13,595.37	\$ 13,692.26	0.71%
MGS-S Customer 10915	\$ 8,760.76	\$ 8,921.31	1.83%	\$ 15,447.35	\$ 15,607.91	1.04%
MGS-S Customer 10916	\$ 4,112.54	\$ 4,197.93	2.08%	\$ 9,759.57	\$ 9,844.95	0.87%
MGS-S Customer 10917	\$ 14,500.32	\$ 14,750.13	1.72%	\$ 28,979.82	\$ 29,229.62	0.86%

Internal Use

Customer	Delivery 7/22 Prices	Delivery 8/23 Prices	Delivery % Difference	Bundled 7/22 Prices	Bundled 8/23 Prices	Bundled % Difference
MGS-S Customer 10918	\$ 5,854.26	\$ 5,964.32	1.88%	\$ 20,889.07	\$ 20,999.13	0.53%
MGS-S Customer 10919	\$ 6,234.16	\$ 6,345.65	1.79%	\$ 23,570.25	\$ 23,681.73	0.47%
MGS-S Customer 10920	\$ 4,496.30	\$ 4,582.28	1.91%	\$ 13,051.11	\$ 13,137.09	0.66%
MGS-S Customer 10921	\$ 4,514.47	\$ 4,600.57	1.91%	\$ 12,563.20	\$ 12,649.30	0.69%
MGS-S Customer 10922	\$ 7,506.57	\$ 7,643.94	1.83%	\$ 23,551.59	\$ 23,688.96	0.58%
MGS-S Customer 10923	\$ 4,201.15	\$ 4,287.98	2.07%	\$ 10,078.19	\$ 10,165.02	0.86%
MGS-S Customer 10924	\$ 10,680.82	\$ 10,866.02	1.73%	\$ 36,897.48	\$ 37,082.68	0.50%
MGS-S Customer 10925	\$ 8,847.78	\$ 9,005.88	1.79%	\$ 31,572.54	\$ 31,730.64	0.50%
MGS-S Customer 10926	\$ 20,790.43	\$ 21,137.13	1.67%	\$ 66,066.27	\$ 66,412.97	0.52%
MGS-S Customer 10927	\$ 17,174.84	\$ 17,462.09	1.67%	\$ 60,531.05	\$ 60,818.30	0.47%
MGS-S Customer 10928	\$ 3,457.90	\$ 3,528.28	2.04%	\$ 8,741.45	\$ 8,811.83	0.81%
MGS-S Customer 10929	\$ 5,322.25	\$ 5,424.84	1.93%	\$ 19,347.09	\$ 19,449.68	0.53%
MGS-S Customer 10930	\$ 3,040.52	\$ 3,107.51	2.20%	\$ 11,353.77	\$ 11,420.76	0.59%
MGS-S Customer 10931	\$ 10,826.65	\$ 11,012.23	1.71%	\$ 46,220.97	\$ 46,406.54	0.40%
MGS-S Customer 10932	\$ 7,336.88	\$ 7,469.29	1.80%	\$ 16,264.98	\$ 16,397.40	0.81%
MGS-S Customer 10933	\$ 20,780.44	\$ 21,120.94	1.64%	\$ 82,062.33	\$ 82,402.83	0.41%
MGS-S Customer 10934	\$ 5,334.85	\$ 5,438.81	1.95%	\$ 14,798.05	\$ 14,902.01	0.70%
MGS-S Customer 10935	\$ 18,110.16	\$ 18,406.66	1.64%	\$ 79,520.03	\$ 79,816.53	0.37%
MGS-S Customer 10936	\$ 21,425.15	\$ 21,775.25	1.63%	\$ 87,698.08	\$ 88,048.18	0.40%
MGS-S Customer 10937	\$ 9,838.51	\$ 10,008.27	1.73%	\$ 28,088.71	\$ 28,258.46	0.60%
MGS-S Customer 10938	\$ 2,591.02	\$ 2,646.66	2.15%	\$ 9,178.32	\$ 9,233.96	0.61%
MGS-S Customer 10939	\$ 5,292.20	\$ 5,396.29	1.97%	\$ 13,674.81	\$ 13,778.90	0.76%
MGS-S Customer 10940	\$ 7,513.25	\$ 7,650.11	1.82%	\$ 26,800.96	\$ 26,937.82	0.51%
MGS-S Customer 10941	\$ 5,798.71	\$ 5,907.03	1.87%	\$ 6,861.37	\$ 6,969.68	1.58%
MGS-S Customer 10942	\$ 6,474.82	\$ 6,591.44	1.80%	\$ 20,759.72	\$ 20,876.34	0.56%
MGS-S Customer 10943	\$ 3,714.12	\$ 3,787.07	1.96%	\$ 12,116.73	\$ 12,189.68	0.60%
MGS-S Customer 10944	\$ 3,392.16	\$ 3,464.64	2.14%	\$ 10,814.05	\$ 10,886.52	0.67%
MGS-S Customer 10945	\$ 6,911.59	\$ 7,036.66	1.81%	\$ 15,076.19	\$ 15,201.26	0.83%
MGS-S Customer 10946	\$ 28,066.23	\$ 28,514.69	1.60%	\$ 128,078.93	\$ 128,527.39	0.35%
MGS-S Customer 10947	\$ 7,019.27	\$ 7,143.83	1.77%	\$ 24,346.56	\$ 24,471.12	0.51%
MGS-S Customer 10948	\$ 5,263.18	\$ 5,366.33	1.96%	\$ 14,843.05	\$ 14,946.20	0.69%
MGS-S Customer 10949	\$ 2,828.65	\$ 2,888.44	2.11%	\$ 8,250.57	\$ 8,310.37	0.72%
MGS-S Customer 10950	\$ 17,784.00	\$ 18,080.07	1.66%	\$ 62,584.49	\$ 62,880.57	0.47%
MGS-S Customer 10951	\$ 52,765.18	\$ 53,597.31	1.58%	\$ 215,933.70	\$ 216,765.83	0.39%
MGS-S Customer 10952	\$ 4,496.94	\$ 4,587.31	2.01%	\$ 12,870.18	\$ 12,960.55	0.70%
MGS-S Customer 10953	\$ 18,082.01	\$ 18,376.61	1.63%	\$ 83,212.30	\$ 83,506.90	0.35%
MGS-S Customer 10954	\$ 4,105.70	\$ 4,185.77	1.95%	\$ 11,672.24	\$ 11,752.31	0.69%
MGS-S Customer 10955	\$ 4,996.97	\$ 5,093.75	1.94%	\$ 20,115.77	\$ 20,212.55	0.48%
MGS-S Customer 10956	\$ 12,666.44	\$ 12,884.05	1.72%	\$ 43,097.14	\$ 43,314.75	0.50%
MGS-S Customer 10957	\$ 5,245.72	\$ 5,344.96	1.89%	\$ 11,507.37	\$ 11,606.61	0.86%

Internal Use

Customer	Delivery 7/22 Prices	Delivery 8/23 Prices	Delivery % Difference	Bundled 7/22 Prices	Bundled 8/23 Prices	Bundled % Difference
MGS-S Customer 10958	\$ 3,580.22	\$ 3,653.70	2.05%	\$ 9,017.69	\$ 9,091.17	0.81%
MGS-S Customer 10959	\$ 5,423.05	\$ 5,527.88	1.93%	\$ 16,863.13	\$ 16,967.96	0.62%
MGS-S Customer 10960	\$ 9,910.93	\$ 10,083.76	1.74%	\$ 38,207.19	\$ 38,380.01	0.45%
MGS-S Customer 10961	\$ 4,413.20	\$ 4,496.93	1.90%	\$ 16,103.85	\$ 16,187.59	0.52%
MGS-S Customer 10962	\$ 4,212.19	\$ 4,298.61	2.05%	\$ 12,119.69	\$ 12,206.11	0.71%
MGS-S Customer 10963	\$ 5,972.27	\$ 6,087.11	1.92%	\$ 14,272.38	\$ 14,387.22	0.80%
MGS-S Customer 10964	\$ 3,997.40	\$ 4,076.91	1.99%	\$ 9,589.69	\$ 9,669.20	0.83%
MGS-S Customer 10965	\$ 3,281.88	\$ 3,348.97	2.04%	\$ 9,426.06	\$ 9,493.16	0.71%
MGS-S Customer 10966	\$ 6,667.88	\$ 6,792.84	1.87%	\$ 21,092.53	\$ 21,217.49	0.59%
MGS-S Customer 10967	\$ 4,971.45	\$ 5,070.15	1.99%	\$ 13,888.13	\$ 13,986.83	0.71%
MGS-S Customer 10968	\$ 10,953.72	\$ 11,143.12	1.73%	\$ 40,947.93	\$ 41,137.33	0.46%
MGS-S Customer 10969	\$ 8,197.75	\$ 8,343.81	1.78%	\$ 32,610.87	\$ 32,756.93	0.45%
MGS-S Customer 10970	\$ 20,725.16	\$ 21,064.01	1.63%	\$ 84,717.39	\$ 85,056.23	0.40%
MGS-S Customer 10971	\$ 6,033.96	\$ 6,148.96	1.91%	\$ 18,746.36	\$ 18,861.36	0.61%
MGS-S Customer 10972	\$ 4,391.96	\$ 4,475.71	1.91%	\$ 14,474.59	\$ 14,558.34	0.58%
MGS-S Customer 10973	\$ 23,761.73	\$ 24,147.77	1.62%	\$ 91,689.19	\$ 92,075.23	0.42%
MGS-S Customer 10974	\$ 6,988.66	\$ 7,119.30	1.87%	\$ 14,630.61	\$ 14,761.25	0.89%
MGS-S Customer 10975	\$ 5,305.65	\$ 5,409.15	1.95%	\$ 14,890.55	\$ 14,994.04	0.70%
MGS-S Customer 10976	\$ 6,081.34	\$ 6,197.61	1.91%	\$ 16,292.85	\$ 16,409.13	0.71%
MGS-S Customer 10977	\$ 3,830.28	\$ 3,905.67	1.97%	\$ 12,259.86	\$ 12,335.24	0.61%
MGS-S Customer 10978	\$ 16,925.70	\$ 17,203.70	1.64%	\$ 75,739.49	\$ 76,017.49	0.37%
MGS-S Customer 10979	\$ 3,104.20	\$ 3,168.31	2.07%	\$ 8,641.07	\$ 8,705.18	0.74%
MGS-S Customer 10980	\$ 9,299.23	\$ 9,467.88	1.81%	\$ 18,800.14	\$ 18,968.79	0.90%
MGS-S Customer 10981	\$ 10,764.62	\$ 10,947.27	1.70%	\$ 50,729.48	\$ 50,912.13	0.36%
MGS-S Customer 10982	\$ 6,221.97	\$ 6,339.03	1.88%	\$ 21,334.03	\$ 21,451.09	0.55%
MGS-S Customer 10983	\$ 6,010.73	\$ 6,108.92	1.63%	\$ 62,589.52	\$ 62,687.72	0.16%
MGS-S Customer 10984	\$ 8,722.76	\$ 8,880.30	1.81%	\$ 25,325.27	\$ 25,482.81	0.62%
MGS-S Customer 10985	\$ 3,742.77	\$ 3,816.88	1.98%	\$ 8,391.02	\$ 8,465.13	0.88%
MGS-S Customer 10986	\$ 23,553.26	\$ 23,934.89	1.62%	\$ 90,228.39	\$ 90,610.02	0.42%
MGS-S Customer 10987	\$ 4,451.93	\$ 4,541.89	2.02%	\$ 12,026.70	\$ 12,116.66	0.75%
MGS-S Customer 10988	\$ 655.69	\$ 678.49	3.48%	\$ 10,197.28	\$ 10,220.08	0.22%
MGS-S Customer 10989	\$ 4,392.91	\$ 4,482.56	2.04%	\$ 11,909.75	\$ 11,999.40	0.75%
MGS-S Customer 10990	\$ 5,401.96	\$ 5,506.10	1.93%	\$ 17,865.84	\$ 17,969.98	0.58%
MGS-S Customer 10991	\$ 9,369.10	\$ 9,529.66	1.71%	\$ 33,204.50	\$ 33,365.06	0.48%
MGS-S Customer 10992	\$ 10,826.46	\$ 11,016.04	1.75%	\$ 29,638.83	\$ 29,828.41	0.64%
MGS-S Customer 10993	\$ 9,158.50	\$ 9,320.29	1.77%	\$ 34,327.01	\$ 34,488.81	0.47%
MGS-S Customer 10994	\$ 3,226.41	\$ 3,295.90	2.15%	\$ 12,825.36	\$ 12,894.85	0.54%
MGS-S Customer 10995	\$ 5,582.03	\$ 5,682.91	1.81%	\$ 23,298.84	\$ 23,399.72	0.43%
MGS-S Customer 10996	\$ 5,409.99	\$ 5,514.43	1.93%	\$ 18,226.71	\$ 18,331.16	0.57%
MGS-S Customer 10997	\$ 2,030.46	\$ 2,083.21	2.60%	\$ 2,382.39	\$ 2,435.14	2.21%

Internal Use

Customer	Delivery 7/22 Prices	Delivery 8/23 Prices	Delivery % Difference	Bundled 7/22 Prices	Bundled 8/23 Prices	Bundled % Difference
MGS-S Customer 10998	\$ 3,634.41	\$ 3,711.45	2.12%	\$ 10,450.24	\$ 10,527.28	0.74%
MGS-S Customer 10999	\$ 7,518.19	\$ 7,655.78	1.83%	\$ 9,465.25	\$ 9,602.83	1.45%
MGS-S Customer 11000	\$ 32,498.76	\$ 33,021.91	1.61%	\$ 93,442.43	\$ 93,965.58	0.56%
MGS-S Customer 11001	\$ 3,404.22	\$ 3,473.06	2.02%	\$ 10,139.60	\$ 10,208.45	0.68%
MGS-S Customer 11002	\$ 20,124.49	\$ 20,446.26	1.60%	\$ 88,627.84	\$ 88,949.61	0.36%
MGS-S Customer 11003	\$ 9,048.76	\$ 9,208.32	1.76%	\$ 20,795.06	\$ 20,954.62	0.77%
MGS-S Customer 11004	\$ 9,804.78	\$ 9,972.39	1.71%	\$ 42,462.94	\$ 42,630.55	0.39%
MGS-S Customer 11005	\$ 4,266.65	\$ 4,347.86	1.90%	\$ 15,236.41	\$ 15,317.63	0.53%
MGS-S Customer 11006	\$ 4,969.10	\$ 5,061.89	1.87%	\$ 16,853.32	\$ 16,946.11	0.55%
MGS-S Customer 11007	\$ 10,211.92	\$ 10,388.76	1.73%	\$ 41,209.37	\$ 41,386.21	0.43%
MGS-S Customer 11008	\$ 5,691.36	\$ 5,794.76	1.82%	\$ 21,282.18	\$ 21,385.58	0.49%
MGS-S Customer 11009	\$ 5,071.09	\$ 5,172.10	1.99%	\$ 11,853.78	\$ 11,954.79	0.85%
MGS-S Customer 11010	\$ 4,380.91	\$ 4,465.56	1.93%	\$ 10,646.33	\$ 10,730.98	0.80%
MGS-S Customer 11011	\$ 18,533.09	\$ 18,843.81	1.68%	\$ 57,725.52	\$ 58,036.25	0.54%
MGS-S Customer 11012	\$ 11,069.81	\$ 11,266.39	1.78%	\$ 31,472.73	\$ 31,669.31	0.62%
MGS-S Customer 11013	\$ 4,262.28	\$ 4,343.39	1.90%	\$ 15,990.87	\$ 16,071.98	0.51%
MGS-S Customer 11014	\$ 6,183.62	\$ 6,303.27	1.93%	\$ 10,123.44	\$ 10,243.08	1.18%
MGS-S Customer 11015	\$ 14,284.93	\$ 14,517.95	1.63%	\$ 32,585.40	\$ 32,818.42	0.72%
MGS-S Customer 11016	\$ 3,310.72	\$ 3,383.62	2.20%	\$ 8,802.23	\$ 8,875.13	0.83%
MGS-S Customer 11017	\$ 9,582.65	\$ 9,753.58	1.78%	\$ 28,989.08	\$ 29,160.01	0.59%
MGS-S Customer 11018	\$ 9,370.17	\$ 9,536.69	1.78%	\$ 28,922.96	\$ 29,089.49	0.58%
MGS-S Customer 11019	\$ 4,497.45	\$ 4,586.84	1.99%	\$ 17,081.99	\$ 17,171.38	0.52%
MGS-S Customer 11020	\$ 22,809.83	\$ 23,183.29	1.64%	\$ 83,003.93	\$ 83,377.39	0.45%
MGS-S Customer 11021	\$ 4,326.46	\$ 4,416.12	2.07%	\$ 8,285.58	\$ 8,375.24	1.08%
MGS-S Customer 11022	\$ 3,019.69	\$ 3,081.38	2.04%	\$ 11,623.86	\$ 11,685.55	0.53%
MGS-S Customer 11023	\$ 4,685.83	\$ 4,775.43	1.91%	\$ 12,268.37	\$ 12,357.97	0.73%
MGS-S Customer 11024	\$ 8,191.71	\$ 8,333.29	1.73%	\$ 31,963.13	\$ 32,104.70	0.44%
MGS-S Customer 11025	\$ 5,178.28	\$ 5,275.16	1.87%	\$ 14,539.10	\$ 14,635.98	0.67%
MGS-S Customer 11026	\$ 4,114.51	\$ 4,194.53	1.94%	\$ 11,204.57	\$ 11,284.59	0.71%
MGS-S Customer 11027	\$ 5,382.82	\$ 5,488.55	1.96%	\$ 12,954.62	\$ 13,060.35	0.82%
MGS-S Customer 11028	\$ 5,350.59	\$ 5,455.56	1.96%	\$ 13,854.21	\$ 13,959.18	0.76%
MGS-S Customer 11029	\$ 5,662.58	\$ 5,771.02	1.92%	\$ 18,832.27	\$ 18,940.71	0.58%
MGS-S Customer 11030	\$ 12,814.84	\$ 13,037.04	1.73%	\$ 37,559.78	\$ 37,781.98	0.59%
MGS-S Customer 11031	\$ 4,644.28	\$ 4,735.79	1.97%	\$ 16,168.69	\$ 16,260.19	0.57%
MGS-S Customer 11032	\$ 3,491.88	\$ 3,566.68	2.14%	\$ 10,052.10	\$ 10,126.90	0.74%
MGS-S Customer 11033	\$ 3,605.93	\$ 3,683.18	2.14%	\$ 5,867.33	\$ 5,944.57	1.32%
MGS-S Customer 11034	\$ 4,817.76	\$ 4,913.13	1.98%	\$ 15,640.82	\$ 15,736.18	0.61%
MGS-S Customer 11035	\$ 8,137.89	\$ 8,284.52	1.80%	\$ 27,247.01	\$ 27,393.63	0.54%
MGS-S Customer 11036	\$ 12,514.34	\$ 12,729.24	1.72%	\$ 43,557.49	\$ 43,772.39	0.49%
MGS-S Customer 11037	\$ 1,674.66	\$ 1,717.10	2.53%	\$ 3,789.68	\$ 3,832.12	1.12%

Internal Use

Customer	Delivery 7/22 Prices	Delivery 8/23 Prices	Delivery % Difference	Bundled 7/22 Prices	Bundled 8/23 Prices	Bundled % Difference
MGS-S Customer 11038	\$ 19,865.26	\$ 20,191.27	1.64%	\$ 79,163.53	\$ 79,489.54	0.41%
MGS-S Customer 11039	\$ 16,736.65	\$ 17,016.45	1.67%	\$ 59,809.48	\$ 60,089.28	0.47%
MGS-S Customer 11040	\$ 3,750.98	\$ 3,823.27	1.93%	\$ 16,898.95	\$ 16,971.25	0.43%
MGS-S Customer 11041	\$ 9,951.73	\$ 10,128.04	1.77%	\$ 30,930.54	\$ 31,106.85	0.57%
MGS-S Customer 11042	\$ 6,988.59	\$ 7,113.48	1.79%	\$ 21,623.60	\$ 21,748.48	0.58%
MGS-S Customer 11043	\$ 7,168.93	\$ 7,299.84	1.83%	\$ 27,240.03	\$ 27,370.94	0.48%
MGS-S Customer 11044	\$ 8,380.06	\$ 8,530.02	1.79%	\$ 16,046.35	\$ 16,196.31	0.93%
MGS-S Customer 11045	\$ 4,529.81	\$ 4,622.03	2.04%	\$ 10,653.89	\$ 10,746.11	0.87%
MGS-S Customer 11046	\$ 5,442.84	\$ 5,545.58	1.89%	\$ 10,347.04	\$ 10,449.78	0.99%
MGS-S Customer 11047	\$ 10,706.15	\$ 10,892.13	1.74%	\$ 38,047.16	\$ 38,233.14	0.49%
MGS-S Customer 11048	\$ 2,425.08	\$ 2,480.01	2.27%	\$ 5,217.23	\$ 5,272.16	1.05%
MGS-S Customer 11049	\$ 7,858.42	\$ 8,001.81	1.82%	\$ 24,806.01	\$ 24,949.40	0.58%
MGS-S Customer 11050	\$ 5,510.82	\$ 5,616.62	1.92%	\$ 15,348.92	\$ 15,454.72	0.69%
MGS-S Customer 11051	\$ 47,821.88	\$ 48,563.66	1.55%	\$ 219,916.67	\$ 220,658.45	0.34%
MGS-S Customer 11052	\$ 4,765.28	\$ 4,858.09	1.95%	\$ 11,632.07	\$ 11,724.88	0.80%
MGS-S Customer 11053	\$ 4,182.97	\$ 4,266.95	2.01%	\$ 9,456.70	\$ 9,540.68	0.89%
MGS-S Customer 11054	\$ 6,555.64	\$ 6,678.78	1.88%	\$ 13,649.13	\$ 13,772.27	0.90%
MGS-S Customer 11055	\$ 5,419.38	\$ 5,519.30	1.84%	\$ 18,310.84	\$ 18,410.76	0.55%
MGS-S Customer 11056	\$ 2,848.68	\$ 2,909.12	2.12%	\$ 9,368.56	\$ 9,429.00	0.65%
MGS-S Customer 11057	\$ 4,602.79	\$ 4,695.45	2.01%	\$ 12,479.10	\$ 12,571.76	0.74%
MGS-S Customer 11058	\$ 4,937.68	\$ 5,031.40	1.90%	\$ 12,983.90	\$ 13,077.62	0.72%
MGS-S Customer 11059	\$ 8,780.43	\$ 8,938.46	1.80%	\$ 25,723.44	\$ 25,881.48	0.61%
MGS-S Customer 11060	\$ 8,710.31	\$ 8,866.93	1.80%	\$ 26,763.97	\$ 26,920.59	0.59%
MGS-S Customer 11061	\$ 6,217.83	\$ 6,329.57	1.80%	\$ 21,450.21	\$ 21,561.95	0.52%
MGS-S Customer 11062	\$ 3,134.47	\$ 3,203.14	2.19%	\$ 10,079.30	\$ 10,147.97	0.68%
MGS-S Customer 11063	\$ 25,720.73	\$ 26,136.68	1.62%	\$ 101,354.13	\$ 101,770.09	0.41%
MGS-S Customer 11064	\$ 3,227.86	\$ 3,295.26	2.09%	\$ 6,267.27	\$ 6,334.67	1.08%
MGS-S Customer 11065	\$ 6,013.62	\$ 6,122.33	1.81%	\$ 21,736.30	\$ 21,845.01	0.50%
MGS-S Customer 11066	\$ 1,509.20	\$ 1,549.19	2.65%	\$ 2,756.50	\$ 2,796.49	1.45%
MGS-S Customer 11067	\$ 10,005.14	\$ 10,175.55	1.70%	\$ 35,650.82	\$ 35,821.23	0.48%
MGS-S Customer 11068	\$ 5,543.54	\$ 5,650.59	1.93%	\$ 17,830.54	\$ 17,937.59	0.60%
MGS-S Customer 11069	\$ 2,800.89	\$ 2,865.83	2.32%	\$ 7,200.72	\$ 7,265.67	0.90%
MGS-S Customer 11070	\$ 3,203.68	\$ 3,267.48	1.99%	\$ 12,706.42	\$ 12,770.22	0.50%
MGS-S Customer 11071	\$ 21,251.51	\$ 21,602.04	1.65%	\$ 73,310.03	\$ 73,660.57	0.48%
MGS-S Customer 11072	\$ 3,143.49	\$ 3,212.93	2.21%	\$ 9,135.48	\$ 9,204.92	0.76%
MGS-S Customer 11073	\$ 5,318.03	\$ 5,421.69	1.95%	\$ 15,886.39	\$ 15,990.05	0.65%
MGS-S Customer 11074	\$ 28,447.24	\$ 28,913.42	1.64%	\$ 82,708.77	\$ 83,174.95	0.56%
MGS-S Customer 11075	\$ 3,925.45	\$ 4,002.11	1.95%	\$ 12,501.63	\$ 12,578.28	0.61%
MGS-S Customer 11076	\$ 5,937.20	\$ 6,051.19	1.92%	\$ 15,004.59	\$ 15,118.58	0.76%
MGS-S Customer 11077	\$ 6,747.33	\$ 6,867.12	1.78%	\$ 25,367.63	\$ 25,487.41	0.47%

Internal Use

Customer	Delivery 7/22 Prices	Delivery 8/23 Prices	Delivery % Difference	Bundled 7/22 Prices	Bundled 8/23 Prices	Bundled % Difference
MGS-S Customer 11078	\$ 3,243.92	\$ 3,311.73	2.09%	\$ 8,095.78	\$ 8,163.59	0.84%
MGS-S Customer 11079	\$ 7,053.51	\$ 7,181.28	1.81%	\$ 15,138.81	\$ 15,266.58	0.84%
MGS-S Customer 11080	\$ 20,047.63	\$ 20,376.61	1.64%	\$ 77,283.67	\$ 77,612.65	0.43%
MGS-S Customer 11081	\$ 3,712.74	\$ 3,787.50	2.01%	\$ 7,465.16	\$ 7,539.92	1.00%
MGS-S Customer 11082	\$ 8,152.07	\$ 8,302.30	1.84%	\$ 16,511.26	\$ 16,661.49	0.91%
MGS-S Customer 11083	\$ 5,233.02	\$ 5,332.34	1.90%	\$ 10,037.80	\$ 10,137.13	0.99%
MGS-S Customer 11084	\$ 7,309.91	\$ 7,444.40	1.84%	\$ 20,317.68	\$ 20,452.18	0.66%
MGS-S Customer 11085	\$ 1,689.91	\$ 1,732.15	2.50%	\$ 4,155.72	\$ 4,197.96	1.02%
MGS-S Customer 11086	\$ 13,700.38	\$ 13,939.84	1.75%	\$ 29,098.56	\$ 29,338.01	0.82%
MGS-S Customer 11087	\$ 4,137.10	\$ 4,222.88	2.07%	\$ 9,818.29	\$ 9,904.07	0.87%
MGS-S Customer 11088	\$ 5,208.59	\$ 5,309.04	1.93%	\$ 18,540.87	\$ 18,641.32	0.54%
MGS-S Customer 11089	\$ 6,387.55	\$ 6,507.78	1.88%	\$ 19,888.95	\$ 20,009.17	0.60%
MGS-S Customer 11090	\$ 8,613.10	\$ 8,765.44	1.77%	\$ 34,720.06	\$ 34,872.40	0.44%
MGS-S Customer 11091	\$ 6,870.93	\$ 6,999.81	1.88%	\$ 18,855.59	\$ 18,984.47	0.68%
MGS-S Customer 11092	\$ 1,881.60	\$ 1,927.53	2.44%	\$ 2,621.46	\$ 2,667.39	1.75%
MGS-S Customer 11093	\$ 4,614.77	\$ 4,702.19	1.89%	\$ 14,987.74	\$ 15,075.16	0.58%
MGS-S Customer 11094	\$ 6,978.38	\$ 7,110.43	1.89%	\$ 15,059.11	\$ 15,191.16	0.88%
MGS-S Customer 11095	\$ 6,810.59	\$ 6,937.99	1.87%	\$ 21,351.21	\$ 21,478.61	0.60%
MGS-S Customer 11096	\$ 4,471.02	\$ 4,561.46	2.02%	\$ 10,776.09	\$ 10,866.53	0.84%
MGS-S Customer 11097	\$ 10,223.07	\$ 10,399.40	1.72%	\$ 29,001.73	\$ 29,178.06	0.61%
MGS-S Customer 11098	\$ 8,587.44	\$ 8,741.02	1.79%	\$ 22,271.66	\$ 22,425.24	0.69%
MGS-S Customer 11099	\$ 4,427.82	\$ 4,513.90	1.94%	\$ 12,778.21	\$ 12,864.29	0.67%
MGS-S Customer 11100	\$ 4,378.19	\$ 4,461.60	1.91%	\$ 15,235.07	\$ 15,318.48	0.55%
MGS-S Customer 11101	\$ 7,169.04	\$ 7,300.23	1.83%	\$ 19,472.95	\$ 19,604.14	0.67%
MGS-S Customer 11102	\$ 8,705.45	\$ 8,861.17	1.79%	\$ 23,130.09	\$ 23,285.82	0.67%
MGS-S Customer 11103	\$ 11,939.37	\$ 12,143.25	1.71%	\$ 47,690.19	\$ 47,894.07	0.43%
MGS-S Customer 11104	\$ 6,390.25	\$ 6,508.76	1.85%	\$ 15,481.07	\$ 15,599.58	0.77%
MGS-S Customer 11105	\$ 6,399.82	\$ 6,518.17	1.85%	\$ 16,372.75	\$ 16,491.10	0.72%
MGS-S Customer 11106	\$ 8,769.57	\$ 8,925.24	1.78%	\$ 31,503.47	\$ 31,659.14	0.49%
MGS-S Customer 11107	\$ 2,802.95	\$ 2,863.23	2.15%	\$ 7,063.73	\$ 7,124.01	0.85%
MGS-S Customer 11108	\$ 4,191.96	\$ 4,271.52	1.90%	\$ 16,857.29	\$ 16,936.85	0.47%
MGS-S Customer 11109	\$ 4,956.50	\$ 5,054.71	1.98%	\$ 14,856.76	\$ 14,954.97	0.66%
MGS-S Customer 11110	\$ 4,621.57	\$ 4,715.24	2.03%	\$ 10,035.84	\$ 10,129.51	0.93%
MGS-S Customer 11111	\$ 17,507.19	\$ 17,799.43	1.67%	\$ 60,923.50	\$ 61,215.74	0.48%
MGS-S Customer 11112	\$ 6,852.44	\$ 6,980.27	1.87%	\$ 19,403.17	\$ 19,530.99	0.66%
MGS-S Customer 11113	\$ 8,346.23	\$ 8,496.50	1.80%	\$ 25,677.74	\$ 25,828.01	0.59%
MGS-S Customer 11114	\$ 4,791.56	\$ 4,881.93	1.89%	\$ 14,827.11	\$ 14,917.48	0.61%
MGS-S Customer 11115	\$ 5,789.99	\$ 5,899.35	1.89%	\$ 21,352.70	\$ 21,462.06	0.51%
MGS-S Customer 11116	\$ 5,506.47	\$ 5,612.45	1.92%	\$ 17,930.59	\$ 18,036.57	0.59%
MGS-S Customer 11117	\$ 29,553.30	\$ 30,026.17	1.60%	\$ 125,260.54	\$ 125,733.42	0.38%

Customer	Delivery 7/22 Prices	Delivery 8/23 Prices	Delivery % Difference	Bundled 7/22 Prices	Bundled 8/23 Prices	Bundled % Difference
MGS-S Customer 11118	\$ 5,752.76	\$ 5,859.63	1.86%	\$ 26,822.98	\$ 26,929.85	0.40%
MGS-S Customer 11119	\$ 8,900.13	\$ 9,059.52	1.79%	\$ 24,503.98	\$ 24,663.37	0.65%
MGS-S Customer 11120	\$ 1,155.13	\$ 1,193.15	3.29%	\$ 3,234.72	\$ 3,272.75	1.18%
MGS-S Customer 11121	\$ 3,991.35	\$ 4,071.09	2.00%	\$ 9,667.97	\$ 9,747.71	0.82%
MGS-S Customer 11122	\$ 8,688.56	\$ 8,842.09	1.77%	\$ 33,664.65	\$ 33,818.19	0.46%
MGS-S Customer 11123	\$ 3,298.77	\$ 3,366.18	2.04%	\$ 9,470.95	\$ 9,538.36	0.71%
MGS-S Customer 11124	\$ 5,455.73	\$ 5,561.20	1.93%	\$ 16,684.76	\$ 16,790.23	0.63%
MGS-S Customer 11125	\$ 19,343.41	\$ 19,668.78	1.68%	\$ 31,889.56	\$ 32,214.93	1.02%
MGS-S Customer 11126	\$ 2,966.23	\$ 3,028.66	2.10%	\$ 7,802.32	\$ 7,864.76	0.80%
MGS-S Customer 11127	\$ 3,628.91	\$ 3,706.51	2.14%	\$ 9,002.28	\$ 9,079.87	0.86%
MGS-S Customer 11128	\$ 6,535.58	\$ 6,658.09	1.87%	\$ 20,850.53	\$ 20,973.04	0.59%
MGS-S Customer 11129	\$ 5,455.86	\$ 5,558.66	1.88%	\$ 14,852.56	\$ 14,955.36	0.69%
MGS-S Customer 11130	\$ 4,063.55	\$ 4,148.40	2.09%	\$ 8,442.13	\$ 8,526.98	1.01%
MGS-S Customer 11131	\$ 5,295.29	\$ 5,394.59	1.88%	\$ 13,850.10	\$ 13,949.40	0.72%
MGS-S Customer 11132	\$ 2,043.63	\$ 2,090.25	2.28%	\$ 8,389.49	\$ 8,436.11	0.56%
MGS-S Customer 11133	\$ 17,131.38	\$ 17,417.27	1.67%	\$ 61,511.39	\$ 61,797.28	0.46%
MGS-S Customer 11134	\$ 4,367.43	\$ 4,456.25	2.03%	\$ 12,299.04	\$ 12,387.86	0.72%
MGS-S Customer 11135	\$ 3,585.13	\$ 3,656.43	1.99%	\$ 11,666.08	\$ 11,737.39	0.61%
MGS-S Customer 11136	\$ 8,696.58	\$ 8,857.39	1.85%	\$ 11,708.57	\$ 11,869.38	1.37%
MGS-S Customer 11137	\$ 3,863.99	\$ 3,945.24	2.10%	\$ 9,560.03	\$ 9,641.28	0.85%
MGS-S Customer 11138	\$ 3,851.35	\$ 3,932.45	2.11%	\$ 8,472.18	\$ 8,553.27	0.96%
MGS-S Customer 11139	\$ 3,117.68	\$ 3,185.59	2.18%	\$ 11,862.28	\$ 11,930.19	0.57%
MGS-S Customer 11140	\$ 5,060.77	\$ 5,155.99	1.88%	\$ 14,840.71	\$ 14,935.93	0.64%
MGS-S Customer 11141	\$ 8,707.67	\$ 8,858.07	1.73%	\$ 31,496.41	\$ 31,646.82	0.48%
MGS-S Customer 11142	\$ 48,292.08	\$ 49,013.51	1.49%	\$ 205,262.94	\$ 205,984.36	0.35%
MGS-S Customer 11143	\$ 7,225.22	\$ 7,356.11	1.81%	\$ 28,286.29	\$ 28,417.19	0.46%
MGS-S Customer 11144	\$ 23,537.94	\$ 23,927.41	1.65%	\$ 80,633.21	\$ 81,022.68	0.48%
MGS-S Customer 11145	\$ 10,109.04	\$ 10,290.73	1.80%	\$ 21,398.29	\$ 21,579.98	0.85%
MGS-S Customer 11146	\$ 4,652.12	\$ 4,745.24	2.00%	\$ 11,902.95	\$ 11,996.07	0.78%
MGS-S Customer 11147	\$ 5,421.34	\$ 5,522.04	1.86%	\$ 16,413.16	\$ 16,513.86	0.61%
MGS-S Customer 11148	\$ 7,911.46	\$ 8,047.77	1.72%	\$ 33,870.11	\$ 34,006.42	0.40%
MGS-S Customer 11149	\$ 4,198.74	\$ 4,280.62	1.95%	\$ 10,387.49	\$ 10,469.37	0.79%
MGS-S Customer 11150	\$ 38,014.66	\$ 38,624.60	1.60%	\$ 133,470.52	\$ 134,080.47	0.46%
MGS-S Customer 11151	\$ 3,559.97	\$ 3,635.60	2.12%	\$ 11,192.22	\$ 11,267.84	0.68%
MGS-S Customer 11152	\$ 46,983.79	\$ 47,713.51	1.55%	\$ 214,457.76	\$ 215,187.48	0.34%
MGS-S Customer 11153	\$ 41,925.04	\$ 42,598.48	1.61%	\$ 130,355.98	\$ 131,029.42	0.52%
MGS-S Customer 11154	\$ 6,755.55	\$ 6,881.01	1.86%	\$ 20,956.81	\$ 21,082.27	0.60%
MGS-S Customer 11155	\$ 4,737.52	\$ 4,832.72	2.01%	\$ 11,046.13	\$ 11,141.33	0.86%
MGS-S Customer 11156	\$ 52,523.32	\$ 53,340.96	1.56%	\$ 241,686.82	\$ 242,504.46	0.34%
MGS-S Customer 11157	\$ 4,239.38	\$ 4,324.88	2.02%	\$ 15,872.57	\$ 15,958.06	0.54%

Customer	Delivery 7/22 Prices	Delivery 8/23 Prices	Delivery % Difference	Bundled 7/22 Prices	Bundled 8/23 Prices	Bundled % Difference
MGS-S Customer 11158	\$ 3,300.27	\$ 3,372.34	2.18%	\$ 9,388.23	\$ 9,460.31	0.77%
MGS-S Customer 11159	\$ 3,959.24	\$ 4,037.55	1.98%	\$ 9,865.42	\$ 9,943.72	0.79%
MGS-S Customer 11160	\$ 4,095.75	\$ 4,179.66	2.05%	\$ 13,586.27	\$ 13,670.17	0.62%
MGS-S Customer 11161	\$ 2,436.14	\$ 2,490.28	2.22%	\$ 7,388.79	\$ 7,442.92	0.73%
MGS-S Customer 11162	\$ 10,138.65	\$ 10,319.24	1.78%	\$ 25,778.26	\$ 25,958.85	0.70%
MGS-S Customer 11163	\$ 4,712.88	\$ 4,806.23	1.98%	\$ 15,786.17	\$ 15,879.52	0.59%
MGS-S Customer 11164	\$ 4,477.45	\$ 4,568.20	2.03%	\$ 12,112.44	\$ 12,203.18	0.75%
MGS-S Customer 11165	\$ 7,183.69	\$ 7,316.16	1.84%	\$ 22,050.42	\$ 22,182.89	0.60%
MGS-S Customer 11166	\$ 18,698.98	\$ 19,012.13	1.67%	\$ 51,058.45	\$ 51,371.60	0.61%
MGS-S Customer 11167	\$ 626.15	\$ 648.95	3.64%	\$ 8,719.91	\$ 8,742.70	0.26%
MGS-S Customer 11168	\$ 2,676.29	\$ 2,735.24	2.20%	\$ 5,400.67	\$ 5,459.63	1.09%
MGS-S Customer 11169	\$ 2,914.63	\$ 2,977.72	2.16%	\$ 6,133.78	\$ 6,196.87	1.03%
MGS-S Customer 11170	\$ 3,756.47	\$ 3,836.16	2.12%	\$ 8,004.91	\$ 8,084.60	1.00%
MGS-S Customer 11171	\$ 2,848.32	\$ 2,912.32	2.25%	\$ 10,134.80	\$ 10,198.80	0.63%
MGS-S Customer 11172	\$ 26,520.20	\$ 26,948.09	1.61%	\$ 113,781.08	\$ 114,208.97	0.38%
MGS-S Customer 11173	\$ 3,668.17	\$ 3,742.23	2.02%	\$ 7,763.38	\$ 7,837.44	0.95%
MGS-S Customer 11174	\$ 1,256.02	\$ 1,295.95	3.18%	\$ 2,046.72	\$ 2,086.65	1.95%
MGS-S Customer 11175	\$ 15,582.61	\$ 15,845.95	1.69%	\$ 53,042.82	\$ 53,306.15	0.50%
MGS-S Customer 11176	\$ 11,801.51	\$ 12,006.37	1.74%	\$ 32,972.29	\$ 33,177.14	0.62%
MGS-S Customer 11177	\$ 20,587.02	\$ 20,922.92	1.63%	\$ 85,543.63	\$ 85,879.53	0.39%
MGS-S Customer 11178	\$ 4,818.67	\$ 4,913.22	1.96%	\$ 16,850.63	\$ 16,945.18	0.56%
MGS-S Customer 11179	\$ 3,615.25	\$ 3,692.04	2.12%	\$ 10,352.12	\$ 10,428.91	0.74%
MGS-S Customer 11180	\$ 4,594.14	\$ 4,686.73	2.02%	\$ 12,742.06	\$ 12,834.64	0.73%
MGS-S Customer 11181	\$ 2,401.95	\$ 2,455.69	2.24%	\$ 5,116.86	\$ 5,170.59	1.05%
MGS-S Customer 11182	\$ 4,559.74	\$ 4,651.65	2.02%	\$ 12,795.87	\$ 12,887.78	0.72%
MGS-S Customer 11183	\$ 8,424.35	\$ 8,574.81	1.79%	\$ 30,934.29	\$ 31,084.75	0.49%
MGS-S Customer 11184	\$ 6,702.99	\$ 6,822.41	1.78%	\$ 24,877.54	\$ 24,996.96	0.48%
MGS-S Customer 11185	\$ 4,349.79	\$ 4,438.76	2.05%	\$ 10,561.40	\$ 10,650.36	0.84%
MGS-S Customer 11186	\$ 47,755.73	\$ 48,488.37	1.53%	\$ 224,896.41	\$ 225,629.05	0.33%
MGS-S Customer 11187	\$ 5,683.27	\$ 5,791.33	1.90%	\$ 20,496.87	\$ 20,604.93	0.53%
MGS-S Customer 11188	\$ 6,796.79	\$ 6,925.59	1.90%	\$ 13,510.92	\$ 13,639.72	0.95%
MGS-S Customer 11189	\$ 4,453.85	\$ 4,539.66	1.93%	\$ 12,430.48	\$ 12,516.29	0.69%
MGS-S Customer 11190	\$ 5,922.06	\$ 6,034.82	1.90%	\$ 17,554.10	\$ 17,666.86	0.64%
MGS-S Customer 11191	\$ 3,400.48	\$ 3,473.10	2.14%	\$ 12,026.24	\$ 12,098.86	0.60%
MGS-S Customer 11192	\$ 8,870.48	\$ 9,023.92	1.73%	\$ 26,613.34	\$ 26,766.78	0.58%
MGS-S Customer 11193	\$ 14,296.00	\$ 14,535.20	1.67%	\$ 58,008.71	\$ 58,247.91	0.41%
MGS-S Customer 11194	\$ 3,607.01	\$ 3,683.07	2.11%	\$ 11,674.36	\$ 11,750.43	0.65%
MGS-S Customer 11195	\$ 11,977.45	\$ 12,183.06	1.72%	\$ 45,680.66	\$ 45,886.27	0.45%
MGS-S Customer 11196	\$ 50,696.61	\$ 51,493.33	1.57%	\$ 199,467.90	\$ 200,264.62	0.40%
MGS-S Customer 11197	\$ 1,343.86	\$ 1,385.02	3.06%	\$ 3,345.75	\$ 3,386.92	1.23%

Internal Use

Customer	Delivery 7/22 Prices	Delivery 8/23 Prices	Delivery % Difference	Bundled 7/22 Prices	Bundled 8/23 Prices	Bundled % Difference
MGS-S Customer 11198	\$ 14,956.27	\$ 15,206.35	1.67%	\$ 57,914.84	\$ 58,164.92	0.43%
MGS-S Customer 11199	\$ 7,773.09	\$ 7,916.98	1.85%	\$ 17,119.86	\$ 17,263.75	0.84%
MGS-S Customer 11200	\$ 5,349.77	\$ 5,455.22	1.97%	\$ 10,969.26	\$ 11,074.71	0.96%
MGS-S Customer 11201	\$ 3,761.37	\$ 3,840.01	2.09%	\$ 12,428.04	\$ 12,506.68	0.63%
MGS-S Customer 11202	\$ 11,509.14	\$ 11,704.62	1.70%	\$ 38,223.99	\$ 38,419.47	0.51%
MGS-S Customer 11203	\$ 4,332.64	\$ 4,421.84	2.06%	\$ 9,035.39	\$ 9,124.59	0.99%
MGS-S Customer 11204	\$ 3,684.50	\$ 3,760.45	2.06%	\$ 3,917.71	\$ 3,993.66	1.94%
MGS-S Customer 11205	\$ 4,382.92	\$ 4,465.16	1.88%	\$ 18,970.28	\$ 19,052.52	0.43%
MGS-S Customer 11206	\$ 10,143.03	\$ 10,319.66	1.74%	\$ 38,270.17	\$ 38,446.80	0.46%
MGS-S Customer 11207	\$ 4,598.21	\$ 4,686.22	1.91%	\$ 14,246.63	\$ 14,334.64	0.62%
MGS-S Customer 11208	\$ 4,173.18	\$ 4,253.40	1.92%	\$ 14,964.70	\$ 15,044.92	0.54%
MGS-S Customer 11209	\$ 4,709.33	\$ 4,803.08	1.99%	\$ 14,397.97	\$ 14,491.72	0.65%
MGS-S Customer 11210	\$ 4,072.28	\$ 4,156.39	2.07%	\$ 9,840.31	\$ 9,924.42	0.85%
MGS-S Customer 11211	\$ 5,365.66	\$ 5,470.37	1.95%	\$ 15,376.18	\$ 15,480.90	0.68%
MGS-S Customer 11212	\$ 3,843.02	\$ 3,918.23	1.96%	\$ 12,924.24	\$ 12,999.45	0.58%
MGS-S Customer 11213	\$ 18,205.24	\$ 18,509.75	1.67%	\$ 58,266.09	\$ 58,570.59	0.52%
MGS-S Customer 11214	\$ 8,169.48	\$ 8,316.46	1.80%	\$ 28,608.05	\$ 28,755.03	0.51%
MGS-S Customer 11215	\$ 2,285.75	\$ 2,341.27	2.43%	\$ 7,306.95	\$ 7,362.47	0.76%
MGS-S Customer 11216	\$ 3,062.28	\$ 3,126.74	2.10%	\$ 6,786.93	\$ 6,851.39	0.95%
MGS-S Customer 11217	\$ 30,795.04	\$ 31,280.94	1.58%	\$ 108,146.98	\$ 108,632.87	0.45%
MGS-S Customer 11218	\$ 19,031.45	\$ 19,346.04	1.65%	\$ 67,296.43	\$ 67,611.01	0.47%
MGS-S Customer 11219	\$ 8,916.65	\$ 9,076.18	1.79%	\$ 29,264.73	\$ 29,424.25	0.55%
MGS-S Customer 11220	\$ 5,474.93	\$ 5,580.69	1.93%	\$ 17,367.49	\$ 17,473.25	0.61%
MGS-S Customer 11221	\$ 5,752.27	\$ 5,861.90	1.91%	\$ 19,025.14	\$ 19,134.77	0.58%
MGS-S Customer 11222	\$ 19,648.01	\$ 19,976.77	1.67%	\$ 61,495.94	\$ 61,824.70	0.53%
MGS-S Customer 11223	\$ 4,610.75	\$ 4,705.19	2.05%	\$ 7,075.19	\$ 7,169.63	1.33%
MGS-S Customer 11224	\$ 7,670.78	\$ 7,810.89	1.83%	\$ 22,305.67	\$ 22,445.78	0.63%
MGS-S Customer 11225	\$ 4,316.97	\$ 4,404.69	2.03%	\$ 13,424.58	\$ 13,512.30	0.65%
MGS-S Customer 11226	\$ 11,878.33	\$ 12,083.25	1.73%	\$ 40,414.42	\$ 40,619.34	0.51%
MGS-S Customer 11227	\$ 4,914.28	\$ 5,012.59	2.00%	\$ 12,280.63	\$ 12,378.94	0.80%
MGS-S Customer 11228	\$ 46,589.91	\$ 47,317.17	1.56%	\$ 144,491.02	\$ 145,218.28	0.50%
MGS-S Customer 11229	\$ 3,665.75	\$ 3,743.43	2.12%	\$ 10,988.23	\$ 11,065.90	0.71%
MGS-S Customer 11230	\$ 12,626.05	\$ 12,838.31	1.68%	\$ 53,966.64	\$ 54,178.90	0.39%
MGS-S Customer 11231	\$ 5,865.20	\$ 5,977.27	1.91%	\$ 17,785.18	\$ 17,897.26	0.63%
MGS-S Customer 11232	\$ 17,931.39	\$ 18,235.70	1.70%	\$ 45,299.83	\$ 45,604.13	0.67%
MGS-S Customer 11233	\$ 6,664.74	\$ 6,787.57	1.84%	\$ 25,178.43	\$ 25,301.25	0.49%
MGS-S Customer 11234	\$ 24,895.76	\$ 25,299.83	1.62%	\$ 99,925.85	\$ 100,329.92	0.40%
MGS-S Customer 11235	\$ 11,824.38	\$ 12,028.34	1.72%	\$ 41,843.73	\$ 42,047.69	0.49%
MGS-S Customer 11236	\$ 6,039.63	\$ 6,154.18	1.90%	\$ 18,817.85	\$ 18,932.40	0.61%
MGS-S Customer 11237	\$ 7,298.54	\$ 7,428.12	1.78%	\$ 13,505.34	\$ 13,634.92	0.96%

Customer	Delivery 7/22 Prices	Delivery 8/23 Prices	Delivery % Difference	Bundled 7/22 Prices	Bundled 8/23 Prices	Bundled % Difference
MGS-S Customer 11238	\$ 5,020.17	\$ 5,115.29	1.89%	\$ 12,678.69	\$ 12,773.81	0.75%
MGS-S Customer 11239	\$ 3,913.17	\$ 3,990.19	1.97%	\$ 11,270.26	\$ 11,347.28	0.68%
MGS-S Customer 11240	\$ 7,490.97	\$ 7,625.95	1.80%	\$ 28,341.80	\$ 28,476.78	0.48%
MGS-S Customer 11241	\$ 11,871.67	\$ 12,075.87	1.72%	\$ 43,572.98	\$ 43,777.18	0.47%
MGS-S Customer 11242	\$ 15,923.58	\$ 16,193.16	1.69%	\$ 48,886.36	\$ 49,155.94	0.55%
MGS-S Customer 11243	\$ 5,427.55	\$ 5,534.22	1.97%	\$ 11,245.86	\$ 11,352.53	0.95%
MGS-S Customer 11244	\$ 6,029.02	\$ 6,143.09	1.89%	\$ 19,755.52	\$ 19,869.58	0.58%
MGS-S Customer 11245	\$ 10,195.91	\$ 10,372.27	1.73%	\$ 32,363.06	\$ 32,539.42	0.54%
MGS-S Customer 11246	\$ 12,024.89	\$ 12,235.96	1.76%	\$ 28,305.17	\$ 28,516.25	0.75%
MGS-S Customer 11247	\$ 9,248.50	\$ 9,408.92	1.73%	\$ 41,662.81	\$ 41,823.24	0.39%
MGS-S Customer 11248	\$ 1,647.24	\$ 1,692.60	2.75%	\$ 6,089.81	\$ 6,135.17	0.74%
MGS-S Customer 11249	\$ 4,374.88	\$ 4,461.29	1.98%	\$ 10,188.62	\$ 10,275.03	0.85%
MGS-S Customer 11250	\$ 5,553.61	\$ 5,658.68	1.89%	\$ 13,049.31	\$ 13,154.38	0.81%
MGS-S Customer 11251	\$ 3,968.44	\$ 4,045.23	1.94%	\$ 14,439.90	\$ 14,516.70	0.53%
MGS-S Customer 11252	\$ 6,739.05	\$ 6,862.24	1.83%	\$ 28,277.07	\$ 28,400.26	0.44%
MGS-S Customer 11253	\$ 3,590.10	\$ 3,662.68	2.02%	\$ 9,975.15	\$ 10,047.73	0.73%
MGS-S Customer 11254	\$ 13,274.92	\$ 13,500.97	1.70%	\$ 48,559.54	\$ 48,785.59	0.47%
MGS-S Customer 11255	\$ 34,537.33	\$ 35,088.84	1.60%	\$ 134,339.79	\$ 134,891.30	0.41%
MGS-S Customer 11256	\$ 7,588.13	\$ 7,720.22	1.74%	\$ 30,782.86	\$ 30,914.94	0.43%
MGS-S Customer 11257	\$ 3,318.66	\$ 3,387.60	2.08%	\$ 8,826.17	\$ 8,895.11	0.78%
MGS-S Customer 11258	\$ 16,685.08	\$ 16,961.72	1.66%	\$ 59,575.09	\$ 59,851.73	0.46%
MGS-S Customer 11259	\$ 5,272.67	\$ 5,370.69	1.86%	\$ 15,748.36	\$ 15,846.38	0.62%
MGS-S Customer 11260	\$ 7,310.26	\$ 7,445.20	1.85%	\$ 19,625.48	\$ 19,760.42	0.69%
MGS-S Customer 11261	\$ 26,457.23	\$ 26,883.55	1.61%	\$ 106,825.73	\$ 107,252.04	0.40%
MGS-S Customer 11262	\$ 4,539.02	\$ 4,625.51	1.91%	\$ 13,514.89	\$ 13,601.38	0.64%
MGS-S Customer 11263	\$ 4,654.87	\$ 4,739.46	1.82%	\$ 26,653.94	\$ 26,738.53	0.32%
MGS-S Customer 11264	\$ 15,155.82	\$ 15,409.05	1.67%	\$ 57,844.73	\$ 58,097.96	0.44%
MGS-S Customer 11265	\$ 4,786.74	\$ 4,878.09	1.91%	\$ 12,419.56	\$ 12,510.90	0.74%
MGS-S Customer 11266	\$ 5,271.19	\$ 5,373.92	1.95%	\$ 16,809.31	\$ 16,912.04	0.61%
MGS-S Customer 11267	\$ 4,534.73	\$ 4,621.59	1.92%	\$ 11,952.15	\$ 12,039.02	0.73%
MGS-S Customer 11268	\$ 9,453.42	\$ 9,622.10	1.78%	\$ 28,633.83	\$ 28,802.51	0.59%
MGS-S Customer 11269	\$ 10,599.51	\$ 10,785.19	1.75%	\$ 31,523.48	\$ 31,709.15	0.59%
MGS-S Customer 11270	\$ 7,464.81	\$ 7,597.93	1.78%	\$ 23,200.63	\$ 23,333.75	0.57%
MGS-S Customer 11271	\$ 7,872.19	\$ 8,015.37	1.82%	\$ 25,814.21	\$ 25,957.39	0.55%
MGS-S Customer 11272	\$ 6,738.56	\$ 6,860.03	1.80%	\$ 22,040.98	\$ 22,162.45	0.55%
MGS-S Customer 11273	\$ 10,534.55	\$ 10,723.94	1.80%	\$ 22,577.94	\$ 22,767.33	0.84%
MGS-S Customer 11274	\$ 3,742.13	\$ 3,816.83	2.00%	\$ 8,504.18	\$ 8,578.88	0.88%
MGS-S Customer 11275	\$ 23,929.11	\$ 24,332.58	1.69%	\$ 48,856.87	\$ 49,260.34	0.83%
MGS-S Customer 11276	\$ 4,113.40	\$ 4,198.80	2.08%	\$ 9,010.40	\$ 9,095.80	0.95%
MGS-S Customer 11277	\$ 4,827.39	\$ 4,922.45	1.97%	\$ 18,242.52	\$ 18,337.58	0.52%

Internal Use

Customer	Delivery 7/22 Prices	Delivery 8/23 Prices	Delivery % Difference	Bundled 7/22 Prices	Bundled 8/23 Prices	Bundled % Difference
MGS-S Customer 11278	\$ 2,894.96	\$ 2,961.22	2.29%	\$ 8,087.10	\$ 8,153.36	0.82%
MGS-S Customer 11279	\$ 3,133.99	\$ 3,198.88	2.07%	\$ 7,951.35	\$ 8,016.24	0.82%
MGS-S Customer 11280	\$ 8,929.44	\$ 9,088.02	1.78%	\$ 30,621.25	\$ 30,779.83	0.52%
MGS-S Customer 11281	\$ 9,776.74	\$ 9,946.10	1.73%	\$ 41,457.14	\$ 41,626.50	0.41%
MGS-S Customer 11282	\$ 24,224.57	\$ 24,625.35	1.65%	\$ 68,517.74	\$ 68,918.52	0.58%
MGS-S Customer 11283	\$ 3,469.23	\$ 3,543.28	2.13%	\$ 11,216.31	\$ 11,290.36	0.66%
MGS-S Customer 11284	\$ 4,957.43	\$ 5,052.48	1.92%	\$ 13,751.85	\$ 13,846.90	0.69%
MGS-S Customer 11285	\$ 4,025.25	\$ 4,108.58	2.07%	\$ 12,073.76	\$ 12,157.08	0.69%
MGS-S Customer 11286	\$ 7,033.85	\$ 7,155.08	1.72%	\$ 34,896.93	\$ 35,018.16	0.35%
MGS-S Customer 11287	\$ 4,332.45	\$ 4,417.07	1.95%	\$ 10,694.66	\$ 10,779.27	0.79%
MGS-S Customer 11288	\$ 8,182.36	\$ 8,328.09	1.78%	\$ 32,197.50	\$ 32,343.23	0.45%
MGS-S Customer 11289	\$ 6,133.24	\$ 6,249.22	1.89%	\$ 19,467.58	\$ 19,583.56	0.60%
MGS-S Customer 11290	\$ 13,009.24	\$ 13,235.04	1.74%	\$ 38,028.42	\$ 38,254.21	0.59%
MGS-S Customer 11291	\$ 4,722.27	\$ 4,813.61	1.93%	\$ 21,642.44	\$ 21,733.77	0.42%
MGS-S Customer 11292	\$ 8,598.79	\$ 8,749.78	1.76%	\$ 37,633.19	\$ 37,784.18	0.40%
MGS-S Customer 11293	\$ 8,144.77	\$ 8,288.80	1.77%	\$ 36,089.09	\$ 36,233.12	0.40%
MGS-S Customer 11294	\$ 57,456.78	\$ 58,344.54	1.55%	\$ 277,151.53	\$ 278,039.29	0.32%
MGS-S Customer 11295	\$ 10,111.07	\$ 10,288.98	1.76%	\$ 34,956.57	\$ 35,134.47	0.51%
MGS-S Customer 11296	\$ 8,888.21	\$ 9,047.35	1.79%	\$ 28,681.99	\$ 28,841.13	0.55%
MGS-S Customer 11297	\$ 8,946.49	\$ 9,104.69	1.77%	\$ 35,058.02	\$ 35,216.22	0.45%
MGS-S Customer 11298	\$ 3,724.47	\$ 3,802.98	2.11%	\$ 11,818.90	\$ 11,897.42	0.66%
MGS-S Customer 11299	\$ 2,384.04	\$ 2,441.49	2.41%	\$ 6,816.21	\$ 6,873.66	0.84%
MGS-S Customer 11300	\$ 5,509.29	\$ 5,613.50	1.89%	\$ 13,763.69	\$ 13,867.91	0.76%
MGS-S Customer 11301	\$ 5,348.49	\$ 5,446.04	1.82%	\$ 20,015.03	\$ 20,112.58	0.49%
MGS-S Customer 11302	\$ 3,654.18	\$ 3,726.84	1.99%	\$ 11,811.80	\$ 11,884.47	0.62%
MGS-S Customer 11303	\$ 4,401.72	\$ 4,491.87	2.05%	\$ 10,274.87	\$ 10,365.02	0.88%
MGS-S Customer 11304	\$ 4,501.39	\$ 4,586.69	1.89%	\$ 13,267.70	\$ 13,353.00	0.64%
MGS-S Customer 11305	\$ 9,255.66	\$ 9,422.41	1.80%	\$ 24,007.56	\$ 24,174.31	0.69%
MGS-S Customer 11306	\$ 16,865.42	\$ 17,149.79	1.69%	\$ 40,773.95	\$ 41,058.32	0.70%
MGS-S Customer 11307	\$ 3,645.77	\$ 3,722.24	2.10%	\$ 12,675.00	\$ 12,751.47	0.60%
MGS-S Customer 11308	\$ 5,390.86	\$ 5,490.85	1.85%	\$ 15,832.84	\$ 15,932.84	0.63%
MGS-S Customer 11309	\$ 4,211.77	\$ 4,294.39	1.96%	\$ 12,420.47	\$ 12,503.09	0.67%
MGS-S Customer 11310	\$ 16,135.34	\$ 16,403.36	1.66%	\$ 59,866.33	\$ 60,134.35	0.45%
MGS-S Customer 11311	\$ 17,443.68	\$ 17,740.21	1.70%	\$ 48,340.57	\$ 48,637.11	0.61%
MGS-S Customer 11312	\$ 2,867.76	\$ 2,929.53	2.15%	\$ 6,702.44	\$ 6,764.22	0.92%
MGS-S Customer 11313	\$ 2,693.23	\$ 2,751.58	2.17%	\$ 6,729.59	\$ 6,787.94	0.87%
MGS-S Customer 11314	\$ 8,167.13	\$ 8,315.44	1.82%	\$ 25,544.35	\$ 25,692.66	0.58%
MGS-S Customer 11315	\$ 4,229.83	\$ 4,311.51	1.93%	\$ 13,131.66	\$ 13,213.34	0.62%
MGS-S Customer 11316	\$ 12,019.04	\$ 12,220.88	1.68%	\$ 43,161.60	\$ 43,363.44	0.47%
MGS-S Customer 11317	\$ 3,333.93	\$ 3,406.18	2.17%	\$ 9,844.90	\$ 9,917.15	0.73%

Customer	Delivery 7/22 Prices	Delivery 8/23 Prices	Delivery % Difference	Bundled 7/22 Prices	Bundled 8/23 Prices	Bundled % Difference
MGS-S Customer 11318	\$ 4,490.00	\$ 4,575.41	1.90%	\$ 15,205.08	\$ 15,290.49	0.56%
MGS-S Customer 11319	\$ 2,941.54	\$ 3,004.59	2.14%	\$ 6,273.47	\$ 6,336.52	1.01%
MGS-S Customer 11320	\$ 12,189.69	\$ 12,391.15	1.65%	\$ 33,506.72	\$ 33,708.18	0.60%
MGS-S Customer 11321	\$ 17,903.82	\$ 18,196.06	1.63%	\$ 81,964.60	\$ 82,256.84	0.36%
MGS-S Customer 11322	\$ 4,855.06	\$ 4,951.70	1.99%	\$ 12,283.57	\$ 12,380.21	0.79%
MGS-S Customer 11323	\$ 2,936.83	\$ 2,998.00	2.08%	\$ 9,825.79	\$ 9,886.96	0.62%
MGS-S Customer 11324	\$ 5,806.99	\$ 5,917.50	1.90%	\$ 19,521.71	\$ 19,632.23	0.57%
MGS-S Customer 11325	\$ 4,494.92	\$ 4,587.27	2.05%	\$ 6,350.56	\$ 6,442.91	1.45%
MGS-S Customer 11326	\$ 1,755.86	\$ 1,799.44	2.48%	\$ 1,923.48	\$ 1,967.06	2.27%
MGS-S Customer 11327	\$ 5,555.12	\$ 5,663.13	1.94%	\$ 15,612.61	\$ 15,720.62	0.69%
MGS-S Customer 11328	\$ 533.88	\$ 556.68	4.27%	\$ 4,104.39	\$ 4,127.19	0.56%
MGS-S Customer 11329	\$ 4,754.65	\$ 4,849.43	1.99%	\$ 13,077.39	\$ 13,172.17	0.72%
MGS-S Customer 11330	\$ 7,591.47	\$ 7,730.08	1.83%	\$ 26,495.25	\$ 26,633.86	0.52%
MGS-S Customer 11331	\$ 4,586.99	\$ 4,675.00	1.92%	\$ 10,543.33	\$ 10,631.34	0.83%
MGS-S Customer 11332	\$ 6,632.14	\$ 6,756.46	1.87%	\$ 20,325.50	\$ 20,449.82	0.61%
MGS-S Customer 11333	\$ 3,768.13	\$ 3,848.50	2.13%	\$ 9,212.23	\$ 9,292.59	0.87%
MGS-S Customer 11334	\$ 3,961.00	\$ 4,043.35	2.08%	\$ 10,981.48	\$ 11,063.82	0.75%
MGS-S Customer 11335	\$ 7,889.45	\$ 8,034.64	1.84%	\$ 19,366.09	\$ 19,511.28	0.75%
MGS-S Customer 11336	\$ 3,985.46	\$ 4,064.74	1.99%	\$ 9,442.69	\$ 9,521.97	0.84%
MGS-S Customer 11337	\$ 2,832.91	\$ 2,893.97	2.16%	\$ 5,426.01	\$ 5,487.07	1.13%
MGS-S Customer 11338	\$ 3,397.84	\$ 3,468.10	2.07%	\$ 6,514.95	\$ 6,585.21	1.08%
MGS-S Customer 11339	\$ 5,591.96	\$ 5,697.45	1.89%	\$ 11,442.26	\$ 11,547.75	0.92%
MGS-S Customer 11340	\$ 3,301.12	\$ 3,370.11	2.09%	\$ 6,148.57	\$ 6,217.56	1.12%
MGS-S Customer 11341	\$ 4,825.28	\$ 4,918.45	1.93%	\$ 9,953.43	\$ 10,046.60	0.94%
MGS-S Customer 11342	\$ 30,142.83	\$ 30,635.63	1.63%	\$ 88,965.76	\$ 89,458.57	0.55%
MGS-S Customer 11343	\$ 7,189.62	\$ 7,322.74	1.85%	\$ 21,696.53	\$ 21,829.66	0.61%
MGS-S Customer 11344	\$ 35,450.96	\$ 36,021.89	1.61%	\$ 132,401.39	\$ 132,972.33	0.43%
MGS-S Customer 11345	\$ 8,148.82	\$ 8,303.75	1.90%	\$ 9,506.84	\$ 9,661.77	1.63%
MGS-S Customer 11346	\$ 12,770.79	\$ 12,989.28	1.71%	\$ 43,795.66	\$ 44,014.15	0.50%
MGS-S Customer 11347	\$ 4,332.77	\$ 4,421.26	2.04%	\$ 11,502.36	\$ 11,590.85	0.77%
MGS-S Customer 11348	\$ 43,870.98	\$ 44,574.34	1.60%	\$ 142,549.09	\$ 143,252.44	0.49%
MGS-S Customer 11349	\$ 35,322.95	\$ 35,888.53	1.60%	\$ 139,019.51	\$ 139,585.09	0.41%
MGS-S Customer 11350	\$ 36,201.43	\$ 36,784.29	1.61%	\$ 129,385.74	\$ 129,968.60	0.45%
MGS-S Customer 11351	\$ 41,616.56	\$ 42,284.85	1.61%	\$ 153,339.00	\$ 154,007.29	0.44%
MGS-S Customer 11352	\$ 32,280.84	\$ 32,800.08	1.61%	\$ 123,015.33	\$ 123,534.57	0.42%
MGS-S Customer 11353	\$ 44,042.83	\$ 44,749.42	1.60%	\$ 149,645.31	\$ 150,351.90	0.47%
MGS-S Customer 11354	\$ 1,243.32	\$ 1,282.93	3.19%	\$ 2,376.81	\$ 2,416.43	1.67%
MGS-S Customer 11355	\$ 1,828.79	\$ 1,877.43	2.66%	\$ 4,909.34	\$ 4,957.98	0.99%
MGS-S Customer 11356	\$ 3,416.04	\$ 3,486.22	2.05%	\$ 7,888.66	\$ 7,958.84	0.89%
MGS-S Customer 11357	\$ 741.95	\$ 773.78	4.29%	\$ 1,093.88	\$ 1,125.71	2.91%

Internal Use

Customer	Delivery 7/22 Prices	Delivery 8/23 Prices	Delivery % Difference	Bundled 7/22 Prices	Bundled 8/23 Prices	Bundled % Difference
MGS-S Customer 11358	\$ 2,390.46	\$ 2,447.95	2.40%	\$ 6,380.54	\$ 6,438.04	0.90%
MGS-S Customer 11359	\$ 5,775.95	\$ 5,880.85	1.82%	\$ 21,073.34	\$ 21,178.24	0.50%
MGS-S Customer 11360	\$ 1,182.77	\$ 1,221.33	3.26%	\$ 2,894.90	\$ 2,933.46	1.33%
MGS-S Customer 11361	\$ 1,163.70	\$ 1,197.33	2.89%	\$ 2,593.71	\$ 2,627.34	1.30%
MGS-S Customer 11362	\$ 1,672.02	\$ 1,718.88	2.80%	\$ 2,696.05	\$ 2,742.91	1.74%
MGS-S Customer 11363	\$ 2,163.25	\$ 2,214.88	2.39%	\$ 11,771.45	\$ 11,823.08	0.44%
MGS-S Customer 11364	\$ 13,709.81	\$ 13,943.74	1.71%	\$ 44,058.58	\$ 44,292.51	0.53%
MGS-S Customer 11365	\$ 4,131.82	\$ 4,217.19	2.07%	\$ 11,020.55	\$ 11,105.92	0.77%
MGS-S Customer 11366	\$ 461.04	\$ 483.84	4.95%	\$ 461.04	\$ 483.84	4.95%
MGS-S Customer 11367	\$ 3,505.05	\$ 3,579.31	2.12%	\$ 11,844.01	\$ 11,918.27	0.63%
MGS-S Customer 11368	\$ 497.40	\$ 520.78	4.70%	\$ 509.62	\$ 533.01	4.59%
MGS-S Customer 11369	\$ 1,141.95	\$ 1,179.88	3.32%	\$ 2,425.93	\$ 2,463.86	1.56%
MGS-S Customer 11370	\$ 3,108.01	\$ 3,177.50	2.24%	\$ 5,850.34	\$ 5,919.83	1.19%
MGS-S Customer 11371	\$ 9,300.06	\$ 9,469.43	1.82%	\$ 18,148.64	\$ 18,318.01	0.93%
MGS-S Customer 11372	\$ 1,896.18	\$ 1,946.62	2.66%	\$ 3,525.58	\$ 3,576.02	1.43%
MGS-S Customer 11373	\$ 605.49	\$ 635.22	4.91%	\$ 605.49	\$ 635.22	4.91%
MGS-S Customer 11374	\$ 5,029.94	\$ 5,122.81	1.85%	\$ 19,383.75	\$ 19,476.61	0.48%
MGS-S Customer 11375	\$ 31,194.53	\$ 31,690.42	1.59%	\$ 136,737.59	\$ 137,233.48	0.36%
MGS-S Customer 11376	\$ 24,132.85	\$ 24,523.64	1.62%	\$ 105,616.55	\$ 106,007.35	0.37%
MGS-S Customer 11377	\$ 24,070.81	\$ 24,459.97	1.62%	\$ 100,197.83	\$ 100,587.00	0.39%
MGS-S Customer 11378	\$ 21,035.09	\$ 21,376.39	1.62%	\$ 88,523.78	\$ 88,865.08	0.39%
MGS-S Customer 11379	\$ 1,468.48	\$ 1,512.09	2.97%	\$ 3,124.05	\$ 3,167.66	1.40%
MGS-S Customer 11380	\$ 752.42	\$ 784.60	4.28%	\$ 792.53	\$ 824.71	4.06%
MGS-S Customer 11381	\$ 2,914.75	\$ 2,981.60	2.29%	\$ 5,392.90	\$ 5,459.75	1.24%
MGS-S Customer 11382	\$ 10,877.77	\$ 11,068.90	1.76%	\$ 34,461.79	\$ 34,652.92	0.55%
MGS-S Customer 11383	\$ 2,923.21	\$ 2,985.24	2.12%	\$ 7,802.04	\$ 7,864.07	0.80%
MGS-S Customer 11384	\$ 8,861.13	\$ 9,018.87	1.78%	\$ 31,122.66	\$ 31,280.40	0.51%
MGS-S Customer 11385	\$ 12,806.58	\$ 13,021.59	1.68%	\$ 56,263.57	\$ 56,478.58	0.38%
MGS-S Customer 11386	\$ 25,525.96	\$ 25,937.85	1.61%	\$ 103,026.55	\$ 103,438.44	0.40%
MGS-S Customer 11387	\$ 914.90	\$ 949.42	3.77%	\$ 1,476.39	\$ 1,510.91	2.34%
MGS-S Customer 11388	\$ 1,179.95	\$ 1,218.52	3.27%	\$ 2,403.26	\$ 2,441.83	1.60%
MGS-S Customer 11389	\$ 1,108.18	\$ 1,145.56	3.37%	\$ 2,433.64	\$ 2,471.02	1.54%
MGS-S Customer 11390	\$ 1,290.63	\$ 1,329.94	3.05%	\$ 2,840.04	\$ 2,879.36	1.38%
MGS-S Customer 11391	\$ 1,137.25	\$ 1,175.04	3.32%	\$ 2,965.69	\$ 3,003.49	1.27%
MGS-S Customer 11392	\$ 2,002.86	\$ 2,054.21	2.56%	\$ 5,513.04	\$ 5,564.39	0.93%
MGS-S Customer 11393	\$ 1,635.88	\$ 1,681.74	2.80%	\$ 2,974.82	\$ 3,020.68	1.54%
MGS-S Customer 11394	\$ 946.75	\$ 981.60	3.68%	\$ 2,052.82	\$ 2,087.67	1.70%
MGS-S Customer 11395	\$ 926.43	\$ 961.54	3.79%	\$ 1,199.98	\$ 1,235.09	2.93%
MGS-S Customer 11396	\$ 20,229.17	\$ 20,554.44	1.61%	\$ 72,872.73	\$ 73,198.00	0.45%
MGS-S Customer 11397	\$ 1,264.29	\$ 1,304.37	3.17%	\$ 2,021.75	\$ 2,061.82	1.98%

Internal Use

Customer	Delivery 7/22 Prices	Delivery 8/23 Prices	Delivery % Difference	Bundled 7/22 Prices	Bundled 8/23 Prices	Bundled % Difference
MGS-S Customer 11398	\$ 2,814.06	\$ 2,877.85	2.27%	\$ 8,836.90	\$ 8,900.69	0.72%
MGS-S Customer 11399	\$ 2,861.16	\$ 2,925.24	2.24%	\$ 8,729.74	\$ 8,793.82	0.73%
MGS-S Customer 11400	\$ 618.51	\$ 648.45	4.84%	\$ 627.65	\$ 657.59	4.77%
MGS-S Customer 11401	\$ 1,645.62	\$ 1,692.11	2.83%	\$ 3,589.24	\$ 3,635.73	1.30%
MGS-S Customer 11402	\$ 1,900.88	\$ 1,950.37	2.60%	\$ 5,164.25	\$ 5,213.74	0.96%
MGS-S Customer 11403	\$ 980.98	\$ 1,016.63	3.63%	\$ 1,322.40	\$ 1,358.05	2.70%
MGS-S Customer 11404	\$ 702.84	\$ 734.06	4.44%	\$ 940.51	\$ 971.73	3.32%
MGS-S Customer 11405	\$ 970.44	\$ 1,005.78	3.64%	\$ 1,738.52	\$ 1,773.86	2.03%
MGS-S Customer 11406	\$ 1,300.38	\$ 1,341.21	3.14%	\$ 2,471.70	\$ 2,512.53	1.65%
MGS-S Customer 11407	\$ 2,381.02	\$ 2,438.68	2.42%	\$ 5,991.75	\$ 6,049.41	0.96%
MGS-S Customer 11408	\$ 537.52	\$ 561.52	4.46%	\$ 622.19	\$ 646.19	3.86%
MGS-S Customer 11409	\$ 1,549.91	\$ 1,594.18	2.86%	\$ 3,775.77	\$ 3,820.04	1.17%
MGS-S Customer 11410	\$ 1,846.75	\$ 1,896.66	2.70%	\$ 2,916.71	\$ 2,966.62	1.71%
MGS-S Customer 11411	\$ 2,350.43	\$ 2,408.34	2.46%	\$ 2,464.69	\$ 2,522.60	2.35%
MGS-S Customer 11412	\$ 717.91	\$ 749.39	4.38%	\$ 1,010.66	\$ 1,042.13	3.11%
MGS-S Customer 11413	\$ 2,277.65	\$ 2,333.62	2.46%	\$ 5,285.52	\$ 5,341.50	1.06%
MGS-S Customer 11414	\$ 1,094.83	\$ 1,132.39	3.43%	\$ 1,210.12	\$ 1,247.68	3.10%
MGS-S Customer 11415	\$ 1,200.25	\$ 1,239.37	3.26%	\$ 1,917.83	\$ 1,956.95	2.04%
MGS-S Customer 11416	\$ 777.49	\$ 809.97	4.18%	\$ 1,022.36	\$ 1,054.84	3.18%
MGS-S Customer 11417	\$ 1,466.98	\$ 1,510.55	2.97%	\$ 2,658.30	\$ 2,701.86	1.64%
MGS-S Customer 11418	\$ 3,101.65	\$ 3,165.61	2.06%	\$ 9,526.92	\$ 9,590.88	0.67%
MGS-S Customer 11419	\$ 697.57	\$ 728.74	4.47%	\$ 793.55	\$ 824.72	3.93%
MGS-S Customer 11420	\$ 9,739.89	\$ 9,913.06	1.78%	\$ 30,860.39	\$ 31,033.56	0.56%
MGS-S Customer 11421	\$ 506.61	\$ 530.13	4.64%	\$ 531.63	\$ 555.15	4.42%
MGS-S Customer 11422	\$ 3,863.75	\$ 3,940.31	1.98%	\$ 10,390.49	\$ 10,467.05	0.74%
MGS-S Customer 11423	\$ 908.23	\$ 942.71	3.80%	\$ 949.36	\$ 983.84	3.63%
MGS-S Customer 11424	\$ 1,510.68	\$ 1,555.09	2.94%	\$ 2,648.87	\$ 2,693.27	1.68%
MGS-S Customer 11425	\$ 578.78	\$ 603.49	4.27%	\$ 699.10	\$ 723.81	3.53%
MGS-S Customer 11426	\$ 1,259.81	\$ 1,300.25	3.21%	\$ 2,171.40	\$ 2,211.85	1.86%
MGS-S Customer 11427	\$ 3,712.04	\$ 3,792.26	2.16%	\$ 7,825.54	\$ 7,905.75	1.02%
MGS-S Customer 11428	\$ 2,850.12	\$ 2,914.29	2.25%	\$ 7,936.34	\$ 8,000.51	0.81%
MGS-S Customer 11429	\$ 2,543.60	\$ 2,603.54	2.36%	\$ 7,388.38	\$ 7,448.32	0.81%
MGS-S Customer 11430	\$ 1,669.63	\$ 1,713.31	2.62%	\$ 2,968.58	\$ 3,012.26	1.47%
MGS-S Customer 11431	\$ 1,346.36	\$ 1,383.46	2.76%	\$ 2,150.78	\$ 2,187.88	1.72%
MGS-S Customer 11432	\$ 860.85	\$ 895.10	3.98%	\$ 860.85	\$ 895.10	3.98%
MGS-S Customer 11433	\$ 798.12	\$ 830.89	4.11%	\$ 937.40	\$ 970.18	3.50%
MGS-S Customer 11434	\$ 1,037.67	\$ 1,074.18	3.52%	\$ 1,532.32	\$ 1,568.83	2.38%
MGS-S Customer 11435	\$ 743.92	\$ 775.86	4.29%	\$ 771.68	\$ 803.63	4.14%
MGS-S Customer 11436	\$ 670.17	\$ 700.92	4.59%	\$ 725.13	\$ 755.88	4.24%
MGS-S Customer 11437	\$ 642.85	\$ 673.17	4.72%	\$ 645.59	\$ 675.91	4.70%

Internal Use

Customer	Delivery 7/22 Prices	Delivery 8/23 Prices	Delivery % Difference	Bundled 7/22 Prices	Bundled 8/23 Prices	Bundled % Difference
MGS-S Customer 11438	\$ 1,105.37	\$ 1,143.10	3.41%	\$ 1,210.49	\$ 1,248.22	3.12%
MGS-S Customer 11439	\$ 2,719.12	\$ 2,781.21	2.28%	\$ 7,710.16	\$ 7,772.25	0.81%
MGS-S Customer 11440	\$ 593.85	\$ 618.68	4.18%	\$ 916.53	\$ 941.36	2.71%
MGS-S Customer 11441	\$ 623.66	\$ 653.68	4.81%	\$ 629.37	\$ 659.39	4.77%
MGS-S Customer 11442	\$ 462.08	\$ 484.90	4.94%	\$ 462.08	\$ 484.90	4.94%
MGS-S Customer 11443	\$ 657.69	\$ 688.25	4.65%	\$ 671.40	\$ 701.96	4.55%
MGS-S Customer 11444	\$ 601.71	\$ 631.35	4.93%	\$ 679.40	\$ 709.05	4.36%
MGS-S Customer 11445	\$ 14,269.30	\$ 14,517.46	1.74%	\$ 29,818.30	\$ 30,066.46	0.83%

Total			11,445			
Number of customers with			11,445			
% of customers with impac			100%			
(16.88% RY1, 8.91% RY2,						

MGS-S Customer 1

**Stipulation
Attachment 18
Docket No. 2022-00152**

Customer	Distribution 8/23 Prices	Distribution 1/24 Prices	Distribution % Difference	Delivery 8/23 Prices	Delivery 1/24 Prices	Delivery % Difference
MGS-S Customer 1	\$ 9,082.13	\$ 9,345.72	2.90%	\$ 27,237.72	\$ 27,501.30	0.97%
MGS-S Customer 2	\$ 3,573.47	\$ 3,711.14	3.85%	\$ 10,160.61	\$ 10,298.28	1.35%
MGS-S Customer 3	\$ 1,778.18	\$ 1,875.36	5.47%	\$ 4,302.08	\$ 4,399.27	2.26%
MGS-S Customer 4	\$ 2,875.27	\$ 2,997.19	4.24%	\$ 7,892.20	\$ 8,014.11	1.54%
MGS-S Customer 5	\$ 3,142.52	\$ 3,270.47	4.07%	\$ 8,747.17	\$ 8,875.12	1.46%
MGS-S Customer 6	\$ 3,859.09	\$ 4,003.20	3.73%	\$ 11,041.55	\$ 11,185.66	1.31%
MGS-S Customer 7	\$ 5,587.51	\$ 5,757.42	3.04%	\$ 17,040.11	\$ 17,210.02	1.00%
MGS-S Customer 8	\$ 3,445.83	\$ 3,580.69	3.91%	\$ 9,498.57	\$ 9,633.43	1.42%
MGS-S Customer 9	\$ 6,736.80	\$ 6,945.86	3.10%	\$ 20,446.64	\$ 20,655.70	1.02%
MGS-S Customer 10	\$ 2,069.67	\$ 2,160.17	4.37%	\$ 5,584.05	\$ 5,674.56	1.62%
MGS-S Customer 11	\$ 3,654.22	\$ 3,793.72	3.82%	\$ 10,228.25	\$ 10,367.75	1.36%
MGS-S Customer 12	\$ 8,330.45	\$ 8,575.50	2.94%	\$ 26,216.24	\$ 26,461.29	0.93%
MGS-S Customer 13	\$ 1,462.40	\$ 1,539.19	5.25%	\$ 3,583.39	\$ 3,660.18	2.14%
MGS-S Customer 14	\$ 1,785.48	\$ 1,882.85	5.45%	\$ 4,317.30	\$ 4,414.68	2.26%
MGS-S Customer 15	\$ 4,223.94	\$ 4,377.23	3.63%	\$ 11,818.27	\$ 11,971.56	1.30%
MGS-S Customer 16	\$ 1,923.30	\$ 2,010.51	4.53%	\$ 4,966.48	\$ 5,053.68	1.76%
MGS-S Customer 17	\$ 4,747.05	\$ 4,911.20	3.46%	\$ 13,738.11	\$ 13,902.26	1.19%
MGS-S Customer 18	\$ 4,128.07	\$ 4,278.26	3.64%	\$ 11,993.04	\$ 12,143.24	1.25%
MGS-S Customer 19	\$ 1,558.04	\$ 1,650.23	5.92%	\$ 3,567.20	\$ 3,659.39	2.58%
MGS-S Customer 20	\$ 2,080.59	\$ 2,184.59	5.00%	\$ 5,159.69	\$ 5,263.69	2.02%
MGS-S Customer 21	\$ 1,861.64	\$ 1,960.70	5.32%	\$ 4,551.41	\$ 4,650.47	2.18%
MGS-S Customer 22	\$ 2,861.46	\$ 2,969.83	3.79%	\$ 8,120.69	\$ 8,229.06	1.33%
MGS-S Customer 23	\$ 2,670.10	\$ 2,774.18	3.90%	\$ 7,612.91	\$ 7,716.99	1.37%
MGS-S Customer 24	\$ 3,153.08	\$ 3,281.30	4.07%	\$ 8,882.31	\$ 9,010.53	1.44%
MGS-S Customer 25	\$ 695.86	\$ 768.63	10.46%	\$ 842.28	\$ 915.05	8.64%
MGS-S Customer 26	\$ 1,386.68	\$ 1,475.03	6.37%	\$ 3,054.11	\$ 3,142.46	2.89%
MGS-S Customer 27	\$ 2,682.29	\$ 2,799.87	4.38%	\$ 7,118.09	\$ 7,235.67	1.65%
MGS-S Customer 28	\$ 2,543.10	\$ 2,657.55	4.50%	\$ 6,711.38	\$ 6,825.84	1.71%
MGS-S Customer 29	\$ 629.76	\$ 701.04	11.32%	\$ 655.87	\$ 727.15	10.87%
MGS-S Customer 30	\$ 2,045.57	\$ 2,148.78	5.05%	\$ 5,133.65	\$ 5,236.86	2.01%
MGS-S Customer 31	\$ 14,333.22	\$ 14,713.72	2.65%	\$ 44,880.95	\$ 45,261.45	0.85%
MGS-S Customer 32	\$ 3,742.28	\$ 3,883.76	3.78%	\$ 10,821.70	\$ 10,963.18	1.31%
MGS-S Customer 33	\$ 1,252.44	\$ 1,324.50	5.75%	\$ 3,078.66	\$ 3,150.72	2.34%
MGS-S Customer 34	\$ 3,857.52	\$ 4,001.58	3.73%	\$ 11,091.06	\$ 11,235.12	1.30%
MGS-S Customer 35	\$ 6,049.92	\$ 6,230.26	2.98%	\$ 18,480.57	\$ 18,660.91	0.98%
MGS-S Customer 36	\$ 3,294.70	\$ 3,412.78	3.58%	\$ 9,430.73	\$ 9,548.80	1.25%
MGS-S Customer 37	\$ 2,077.13	\$ 2,181.08	5.00%	\$ 5,257.18	\$ 5,361.13	1.98%

Internal Use

Customer	Distribution 8/23 Prices	Distribution 1/24 Prices	Distribution % Difference	Delivery 8/23 Prices	Delivery 1/24 Prices	Delivery % Difference
MGS-S Customer 38	\$ 1,193.45	\$ 1,277.42	7.04%	\$ 2,343.57	\$ 2,427.55	3.58%
MGS-S Customer 39	\$ 1,392.96	\$ 1,481.43	6.35%	\$ 2,957.75	\$ 3,046.21	2.99%
MGS-S Customer 40	\$ 2,515.21	\$ 2,615.75	4.00%	\$ 6,781.29	\$ 6,881.83	1.48%
MGS-S Customer 41	\$ 1,622.20	\$ 1,715.90	5.78%	\$ 3,753.36	\$ 3,847.06	2.50%
MGS-S Customer 42	\$ 1,716.54	\$ 1,799.07	4.81%	\$ 4,387.95	\$ 4,470.48	1.88%
MGS-S Customer 43	\$ 759.50	\$ 820.46	8.03%	\$ 1,343.76	\$ 1,404.72	4.54%
MGS-S Customer 44	\$ 1,533.62	\$ 1,612.05	5.11%	\$ 3,882.28	\$ 3,960.70	2.02%
MGS-S Customer 45	\$ 1,236.02	\$ 1,307.69	5.80%	\$ 2,826.63	\$ 2,898.30	2.54%
MGS-S Customer 46	\$ 1,329.73	\$ 1,403.50	5.55%	\$ 3,059.53	\$ 3,133.30	2.41%
MGS-S Customer 47	\$ 1,110.67	\$ 1,179.50	6.20%	\$ 2,418.85	\$ 2,487.69	2.85%
MGS-S Customer 48	\$ 2,171.71	\$ 2,264.52	4.27%	\$ 5,965.39	\$ 6,058.19	1.56%
MGS-S Customer 49	\$ 3,922.63	\$ 4,068.23	3.71%	\$ 11,520.24	\$ 11,665.84	1.26%
MGS-S Customer 50	\$ 2,216.21	\$ 2,323.20	4.83%	\$ 5,681.24	\$ 5,788.23	1.88%
MGS-S Customer 51	\$ 3,583.12	\$ 3,707.74	3.48%	\$ 10,425.71	\$ 10,550.32	1.20%
MGS-S Customer 52	\$ 4,075.36	\$ 4,224.33	3.66%	\$ 11,417.97	\$ 11,566.95	1.30%
MGS-S Customer 53	\$ 4,301.89	\$ 4,442.76	3.27%	\$ 12,858.91	\$ 12,999.78	1.10%
MGS-S Customer 54	\$ 992.94	\$ 1,059.10	6.66%	\$ 2,034.41	\$ 2,100.57	3.25%
MGS-S Customer 55	\$ 871.64	\$ 935.07	7.28%	\$ 1,652.70	\$ 1,716.13	3.84%
MGS-S Customer 56	\$ 1,072.24	\$ 1,140.19	6.34%	\$ 2,268.03	\$ 2,335.98	3.00%
MGS-S Customer 57	\$ 1,139.17	\$ 1,208.61	6.10%	\$ 2,478.34	\$ 2,547.78	2.80%
MGS-S Customer 58	\$ 2,776.20	\$ 2,895.90	4.31%	\$ 7,524.90	\$ 7,644.61	1.59%
MGS-S Customer 59	\$ 2,486.12	\$ 2,599.28	4.55%	\$ 6,588.58	\$ 6,701.74	1.72%
MGS-S Customer 60	\$ 4,094.78	\$ 4,244.21	3.65%	\$ 11,742.28	\$ 11,891.72	1.27%
MGS-S Customer 61	\$ 1,767.18	\$ 1,864.14	5.49%	\$ 4,293.79	\$ 4,390.75	2.26%
MGS-S Customer 62	\$ 2,407.73	\$ 2,519.16	4.63%	\$ 6,397.69	\$ 6,509.12	1.74%
MGS-S Customer 63	\$ 3,135.28	\$ 3,263.12	4.08%	\$ 8,784.17	\$ 8,912.00	1.46%
MGS-S Customer 64	\$ 2,378.59	\$ 2,489.34	4.66%	\$ 6,255.20	\$ 6,365.95	1.77%
MGS-S Customer 65	\$ 2,808.11	\$ 2,915.29	3.82%	\$ 8,009.84	\$ 8,117.03	1.34%
MGS-S Customer 66	\$ 5,831.88	\$ 6,020.43	3.23%	\$ 17,538.28	\$ 17,726.83	1.08%
MGS-S Customer 67	\$ 1,352.25	\$ 1,426.54	5.49%	\$ 3,234.62	\$ 3,308.91	2.30%
MGS-S Customer 68	\$ 2,067.05	\$ 2,157.48	4.37%	\$ 5,576.63	\$ 5,667.06	1.62%
MGS-S Customer 69	\$ 1,622.21	\$ 1,715.86	5.77%	\$ 3,715.84	\$ 3,809.50	2.52%
MGS-S Customer 70	\$ 4,053.59	\$ 4,202.11	3.66%	\$ 11,697.88	\$ 11,846.40	1.27%
MGS-S Customer 71	\$ 3,418.98	\$ 3,553.18	3.93%	\$ 9,579.87	\$ 9,714.07	1.40%
MGS-S Customer 72	\$ 3,481.77	\$ 3,617.38	3.89%	\$ 9,861.91	\$ 9,997.52	1.38%
MGS-S Customer 73	\$ 3,162.11	\$ 3,290.49	4.06%	\$ 8,841.08	\$ 8,969.46	1.45%
MGS-S Customer 74	\$ 2,018.12	\$ 2,120.71	5.08%	\$ 5,058.03	\$ 5,160.62	2.03%
MGS-S Customer 75	\$ 2,128.25	\$ 2,233.32	4.94%	\$ 5,362.99	\$ 5,468.05	1.96%
MGS-S Customer 76	\$ 903.19	\$ 980.66	8.58%	\$ 1,526.81	\$ 1,604.27	5.07%
MGS-S Customer 77	\$ 6,044.84	\$ 6,225.04	2.98%	\$ 18,508.80	\$ 18,689.00	0.97%

Internal Use

Customer	Distribution 8/23 Prices	Distribution 1/24 Prices	Distribution % Difference	Delivery 8/23 Prices	Delivery 1/24 Prices	Delivery % Difference
MGS-S Customer 78	\$ 2,608.03	\$ 2,723.94	4.44%	\$ 6,949.39	\$ 7,065.29	1.67%
MGS-S Customer 79	\$ 1,507.79	\$ 1,585.61	5.16%	\$ 3,727.70	\$ 3,805.52	2.09%
MGS-S Customer 80	\$ 1,732.30	\$ 1,828.43	5.55%	\$ 4,136.36	\$ 4,232.50	2.32%
MGS-S Customer 81	\$ 787.95	\$ 862.81	9.50%	\$ 1,151.18	\$ 1,226.04	6.50%
MGS-S Customer 82	\$ 3,495.63	\$ 3,618.29	3.51%	\$ 10,410.25	\$ 10,532.92	1.18%
MGS-S Customer 83	\$ 5,320.91	\$ 5,484.77	3.08%	\$ 16,073.06	\$ 16,236.92	1.02%
MGS-S Customer 84	\$ 2,832.70	\$ 2,953.84	4.28%	\$ 7,719.85	\$ 7,840.99	1.57%
MGS-S Customer 85	\$ 1,880.43	\$ 1,979.92	5.29%	\$ 4,640.53	\$ 4,740.02	2.14%
MGS-S Customer 86	\$ 4,054.40	\$ 4,189.69	3.34%	\$ 12,117.68	\$ 12,252.97	1.12%
MGS-S Customer 87	\$ 5,864.04	\$ 6,053.42	3.23%	\$ 17,533.27	\$ 17,722.65	1.08%
MGS-S Customer 88	\$ 8,600.54	\$ 8,851.69	2.92%	\$ 26,262.10	\$ 26,513.25	0.96%
MGS-S Customer 89	\$ 3,148.42	\$ 3,263.28	3.65%	\$ 9,173.35	\$ 9,288.21	1.25%
MGS-S Customer 90	\$ 2,136.18	\$ 2,228.16	4.31%	\$ 5,704.89	\$ 5,796.87	1.61%
MGS-S Customer 91	\$ 19,333.54	\$ 19,826.99	2.55%	\$ 59,903.66	\$ 60,397.12	0.82%
MGS-S Customer 92	\$ 3,311.38	\$ 3,443.14	3.98%	\$ 9,164.03	\$ 9,295.80	1.44%
MGS-S Customer 93	\$ 8,488.54	\$ 8,740.89	2.97%	\$ 24,790.04	\$ 25,042.40	1.02%
MGS-S Customer 94	\$ 2,328.46	\$ 2,438.06	4.71%	\$ 5,989.82	\$ 6,099.43	1.83%
MGS-S Customer 95	\$ 2,293.01	\$ 2,388.38	4.16%	\$ 6,038.59	\$ 6,133.96	1.58%
MGS-S Customer 96	\$ 6,736.57	\$ 6,945.65	3.10%	\$ 19,690.73	\$ 19,899.81	1.06%
MGS-S Customer 97	\$ 8,190.91	\$ 8,432.83	2.95%	\$ 25,473.12	\$ 25,715.04	0.95%
MGS-S Customer 98	\$ 7,630.28	\$ 7,859.52	3.00%	\$ 23,230.06	\$ 23,459.30	0.99%
MGS-S Customer 99	\$ 1,827.43	\$ 1,912.47	4.65%	\$ 4,829.49	\$ 4,914.52	1.76%
MGS-S Customer 100	\$ 2,521.91	\$ 2,635.88	4.52%	\$ 6,699.18	\$ 6,813.16	1.70%
MGS-S Customer 101	\$ 1,487.10	\$ 1,564.42	5.20%	\$ 3,627.58	\$ 3,704.90	2.13%
MGS-S Customer 102	\$ 2,184.20	\$ 2,290.52	4.87%	\$ 5,602.56	\$ 5,708.89	1.90%
MGS-S Customer 103	\$ 3,983.84	\$ 4,117.53	3.36%	\$ 11,779.69	\$ 11,913.38	1.13%
MGS-S Customer 104	\$ 2,244.79	\$ 2,339.23	4.21%	\$ 6,150.08	\$ 6,244.51	1.54%
MGS-S Customer 105	\$ 2,405.25	\$ 2,503.35	4.08%	\$ 6,445.78	\$ 6,543.88	1.52%
MGS-S Customer 106	\$ 1,958.32	\$ 2,046.40	4.50%	\$ 5,172.99	\$ 5,261.07	1.70%
MGS-S Customer 107	\$ 1,787.64	\$ 1,871.77	4.71%	\$ 4,665.69	\$ 4,749.82	1.80%
MGS-S Customer 108	\$ 1,383.64	\$ 1,471.92	6.38%	\$ 3,021.33	\$ 3,109.61	2.92%
MGS-S Customer 109	\$ 1,367.53	\$ 1,442.26	5.46%	\$ 3,399.23	\$ 3,473.95	2.20%
MGS-S Customer 110	\$ 2,733.57	\$ 2,852.33	4.34%	\$ 7,381.02	\$ 7,499.78	1.61%
MGS-S Customer 111	\$ 2,082.35	\$ 2,186.44	5.00%	\$ 5,242.74	\$ 5,346.83	1.99%
MGS-S Customer 112	\$ 1,189.07	\$ 1,272.96	7.06%	\$ 2,415.46	\$ 2,499.35	3.47%
MGS-S Customer 113	\$ 1,185.93	\$ 1,269.77	7.07%	\$ 2,428.28	\$ 2,512.12	3.45%
MGS-S Customer 114	\$ 1,917.44	\$ 2,017.77	5.23%	\$ 4,704.45	\$ 4,804.77	2.13%
MGS-S Customer 115	\$ 2,123.09	\$ 2,228.04	4.94%	\$ 5,392.68	\$ 5,497.63	1.95%
MGS-S Customer 116	\$ 1,623.99	\$ 1,704.40	4.95%	\$ 4,096.28	\$ 4,176.69	1.96%
MGS-S Customer 117	\$ 6,332.49	\$ 6,531.52	3.14%	\$ 17,313.89	\$ 17,512.92	1.15%

Customer	Distribution 8/23 Prices	Distribution 1/24 Prices	Distribution % Difference	Delivery 8/23 Prices	Delivery 1/24 Prices	Delivery % Difference
MGS-S Customer 118	\$ 2,362.64	\$ 2,459.73	4.11%	\$ 6,517.61	\$ 6,614.71	1.49%
MGS-S Customer 119	\$ 483.84	\$ 538.56	11.31%	\$ 690.61	\$ 745.33	7.92%
MGS-S Customer 120	\$ 2,485.95	\$ 2,585.85	4.02%	\$ 6,944.62	\$ 7,044.51	1.44%
MGS-S Customer 121	\$ 3,005.25	\$ 3,116.85	3.71%	\$ 8,533.13	\$ 8,644.73	1.31%
MGS-S Customer 122	\$ 3,186.33	\$ 3,315.27	4.05%	\$ 8,725.26	\$ 8,854.20	1.48%
MGS-S Customer 123	\$ 2,065.26	\$ 2,168.92	5.02%	\$ 5,320.01	\$ 5,423.67	1.95%
MGS-S Customer 124	\$ 3,476.48	\$ 3,611.97	3.90%	\$ 9,676.49	\$ 9,811.98	1.40%
MGS-S Customer 125	\$ 2,623.84	\$ 2,740.11	4.43%	\$ 7,073.86	\$ 7,190.13	1.64%
MGS-S Customer 126	\$ 3,104.97	\$ 3,232.08	4.09%	\$ 8,390.27	\$ 8,517.37	1.51%
MGS-S Customer 127	\$ 1,386.22	\$ 1,474.56	6.37%	\$ 3,050.82	\$ 3,139.15	2.90%
MGS-S Customer 128	\$ 1,468.43	\$ 1,558.65	6.14%	\$ 3,401.44	\$ 3,491.66	2.65%
MGS-S Customer 129	\$ 1,874.43	\$ 1,973.80	5.30%	\$ 4,595.30	\$ 4,694.68	2.16%
MGS-S Customer 130	\$ 4,808.73	\$ 4,974.36	3.44%	\$ 14,018.00	\$ 14,183.63	1.18%
MGS-S Customer 131	\$ 3,505.64	\$ 3,641.93	3.89%	\$ 9,791.37	\$ 9,927.66	1.39%
MGS-S Customer 132	\$ 2,090.57	\$ 2,194.80	4.99%	\$ 5,314.80	\$ 5,419.03	1.96%
MGS-S Customer 133	\$ 3,216.20	\$ 3,345.82	4.03%	\$ 8,856.07	\$ 8,985.69	1.46%
MGS-S Customer 134	\$ 772.55	\$ 847.06	9.64%	\$ 1,179.32	\$ 1,253.83	6.32%
MGS-S Customer 135	\$ 2,214.11	\$ 2,321.12	4.83%	\$ 5,623.92	\$ 5,730.93	1.90%
MGS-S Customer 136	\$ 1,091.66	\$ 1,173.36	7.48%	\$ 2,094.92	\$ 2,176.62	3.90%
MGS-S Customer 137	\$ 1,752.87	\$ 1,849.48	5.51%	\$ 4,197.76	\$ 4,294.37	2.30%
MGS-S Customer 138	\$ 2,123.10	\$ 2,214.80	4.32%	\$ 5,764.67	\$ 5,856.37	1.59%
MGS-S Customer 139	\$ 1,278.18	\$ 1,364.06	6.72%	\$ 2,739.48	\$ 2,825.37	3.14%
MGS-S Customer 140	\$ 1,119.00	\$ 1,201.29	7.35%	\$ 2,166.70	\$ 2,248.99	3.80%
MGS-S Customer 141	\$ 8,769.92	\$ 9,036.76	3.04%	\$ 22,899.24	\$ 23,166.09	1.17%
MGS-S Customer 142	\$ 5,461.25	\$ 5,644.54	3.36%	\$ 15,187.29	\$ 15,370.58	1.21%
MGS-S Customer 143	\$ 2,849.25	\$ 2,970.56	4.26%	\$ 7,638.77	\$ 7,760.07	1.59%
MGS-S Customer 144	\$ 2,709.06	\$ 2,814.00	3.87%	\$ 7,541.67	\$ 7,646.61	1.39%
MGS-S Customer 145	\$ 6,163.82	\$ 6,346.71	2.97%	\$ 18,746.76	\$ 18,929.66	0.98%
MGS-S Customer 146	\$ 3,409.69	\$ 3,530.44	3.54%	\$ 9,830.45	\$ 9,951.20	1.23%
MGS-S Customer 147	\$ 6,092.01	\$ 6,286.38	3.19%	\$ 18,138.08	\$ 18,332.46	1.07%
MGS-S Customer 148	\$ 1,886.11	\$ 1,985.72	5.28%	\$ 4,677.70	\$ 4,777.31	2.13%
MGS-S Customer 149	\$ 4,773.75	\$ 4,938.54	3.45%	\$ 13,870.67	\$ 14,035.46	1.19%
MGS-S Customer 150	\$ 2,334.15	\$ 2,430.60	4.13%	\$ 6,391.67	\$ 6,488.12	1.51%
MGS-S Customer 151	\$ 1,821.87	\$ 1,906.78	4.66%	\$ 4,927.17	\$ 5,012.08	1.72%
MGS-S Customer 152	\$ 2,787.15	\$ 2,907.11	4.30%	\$ 7,320.28	\$ 7,440.24	1.64%
MGS-S Customer 153	\$ 2,167.89	\$ 2,260.60	4.28%	\$ 5,782.85	\$ 5,875.56	1.60%
MGS-S Customer 154	\$ 4,055.23	\$ 4,203.80	3.66%	\$ 11,556.05	\$ 11,704.61	1.29%
MGS-S Customer 155	\$ 2,789.90	\$ 2,896.64	3.83%	\$ 7,818.02	\$ 7,924.75	1.37%
MGS-S Customer 156	\$ 3,878.75	\$ 4,010.02	3.38%	\$ 11,146.84	\$ 11,278.11	1.18%
MGS-S Customer 157	\$ 3,903.52	\$ 4,048.66	3.72%	\$ 11,112.31	\$ 11,257.45	1.31%

Customer	Distribution 8/23 Prices	Distribution 1/24 Prices	Distribution % Difference	Delivery 8/23 Prices	Delivery 1/24 Prices	Delivery % Difference
MGS-S Customer 158	\$ 2,867.50	\$ 2,976.03	3.78%	\$ 8,146.84	\$ 8,255.37	1.33%
MGS-S Customer 159	\$ 2,869.95	\$ 2,991.78	4.25%	\$ 7,780.59	\$ 7,902.42	1.57%
MGS-S Customer 160	\$ 4,459.61	\$ 4,604.05	3.24%	\$ 13,305.26	\$ 13,449.70	1.09%
MGS-S Customer 161	\$ 1,324.99	\$ 1,398.64	5.56%	\$ 3,073.40	\$ 3,147.05	2.40%
MGS-S Customer 162	\$ 1,268.27	\$ 1,340.61	5.70%	\$ 2,917.68	\$ 2,990.03	2.48%
MGS-S Customer 163	\$ 1,699.68	\$ 1,781.83	4.83%	\$ 4,378.81	\$ 4,460.96	1.88%
MGS-S Customer 164	\$ 1,791.51	\$ 1,888.99	5.44%	\$ 4,390.79	\$ 4,488.27	2.22%
MGS-S Customer 165	\$ 7,257.22	\$ 7,478.23	3.05%	\$ 21,529.96	\$ 21,750.98	1.03%
MGS-S Customer 166	\$ 1,175.31	\$ 1,258.89	7.11%	\$ 2,526.72	\$ 2,610.31	3.31%
MGS-S Customer 167	\$ 3,774.05	\$ 3,916.24	3.77%	\$ 10,587.72	\$ 10,729.92	1.34%
MGS-S Customer 168	\$ 930.35	\$ 1,008.43	8.39%	\$ 1,775.11	\$ 1,853.20	4.40%
MGS-S Customer 169	\$ 6,899.78	\$ 7,112.55	3.08%	\$ 21,251.54	\$ 21,464.31	1.00%
MGS-S Customer 170	\$ 1,953.35	\$ 2,041.22	4.50%	\$ 5,103.95	\$ 5,191.82	1.72%
MGS-S Customer 171	\$ 1,827.21	\$ 1,912.24	4.65%	\$ 4,742.13	\$ 4,827.16	1.79%
MGS-S Customer 172	\$ 1,990.37	\$ 2,092.34	5.12%	\$ 5,000.27	\$ 5,102.24	2.04%
MGS-S Customer 173	\$ 1,894.69	\$ 1,994.54	5.27%	\$ 4,789.90	\$ 4,889.75	2.08%
MGS-S Customer 174	\$ 3,545.32	\$ 3,682.39	3.87%	\$ 10,022.11	\$ 10,159.18	1.37%
MGS-S Customer 175	\$ 1,485.91	\$ 1,576.49	6.10%	\$ 3,263.44	\$ 3,354.02	2.78%
MGS-S Customer 176	\$ 1,888.15	\$ 1,987.83	5.28%	\$ 4,652.85	\$ 4,752.53	2.14%
MGS-S Customer 177	\$ 5,460.26	\$ 5,640.46	3.30%	\$ 15,470.27	\$ 15,650.47	1.16%
MGS-S Customer 178	\$ 6,151.18	\$ 6,347.11	3.19%	\$ 18,336.83	\$ 18,532.76	1.07%
MGS-S Customer 179	\$ 5,892.46	\$ 6,069.24	3.00%	\$ 17,731.69	\$ 17,908.47	1.00%
MGS-S Customer 180	\$ 1,326.24	\$ 1,413.26	6.56%	\$ 2,917.84	\$ 3,004.87	2.98%
MGS-S Customer 181	\$ 3,573.89	\$ 3,698.31	3.48%	\$ 10,333.64	\$ 10,458.05	1.20%
MGS-S Customer 182	\$ 1,319.08	\$ 1,392.64	5.58%	\$ 3,093.75	\$ 3,167.30	2.38%
MGS-S Customer 183	\$ 1,241.65	\$ 1,313.47	5.78%	\$ 2,941.08	\$ 3,012.91	2.44%
MGS-S Customer 184	\$ 5,690.82	\$ 5,879.68	3.32%	\$ 15,532.09	\$ 15,720.95	1.22%
MGS-S Customer 185	\$ 1,926.36	\$ 2,013.61	4.53%	\$ 5,047.96	\$ 5,135.22	1.73%
MGS-S Customer 186	\$ 3,779.30	\$ 3,908.35	3.41%	\$ 11,251.21	\$ 11,380.26	1.15%
MGS-S Customer 187	\$ 1,919.40	\$ 2,006.56	4.54%	\$ 5,042.22	\$ 5,129.39	1.73%
MGS-S Customer 188	\$ 1,387.67	\$ 1,462.73	5.41%	\$ 3,492.99	\$ 3,568.05	2.15%
MGS-S Customer 189	\$ 2,034.27	\$ 2,137.20	5.06%	\$ 5,063.32	\$ 5,166.25	2.03%
MGS-S Customer 190	\$ 862.39	\$ 925.67	7.34%	\$ 1,738.78	\$ 1,802.07	3.64%
MGS-S Customer 191	\$ 2,933.53	\$ 3,043.51	3.75%	\$ 8,451.08	\$ 8,561.06	1.30%
MGS-S Customer 192	\$ 1,948.70	\$ 2,036.47	4.50%	\$ 5,093.66	\$ 5,181.44	1.72%
MGS-S Customer 193	\$ 2,249.95	\$ 2,344.52	4.20%	\$ 6,214.96	\$ 6,309.53	1.52%
MGS-S Customer 194	\$ 5,979.63	\$ 6,158.39	2.99%	\$ 17,999.41	\$ 18,178.17	0.99%
MGS-S Customer 195	\$ 1,844.39	\$ 1,943.07	5.35%	\$ 4,459.27	\$ 4,557.95	2.21%
MGS-S Customer 196	\$ 6,387.18	\$ 6,575.09	2.94%	\$ 19,700.00	\$ 19,887.91	0.95%
MGS-S Customer 197	\$ 2,558.58	\$ 2,673.36	4.49%	\$ 6,713.33	\$ 6,828.11	1.71%

Internal Use

Customer	Distribution 8/23 Prices	Distribution 1/24 Prices	Distribution % Difference	Delivery 8/23 Prices	Delivery 1/24 Prices	Delivery % Difference
MGS-S Customer 198	\$ 484.37	\$ 539.11	11.30%	\$ 485.51	\$ 540.24	11.27%
MGS-S Customer 199	\$ 483.84	\$ 538.56	11.31%	\$ 483.84	\$ 538.56	11.31%
MGS-S Customer 200	\$ 1,114.24	\$ 1,183.12	6.18%	\$ 2,409.13	\$ 2,478.02	2.86%
MGS-S Customer 201	\$ 2,143.67	\$ 2,249.09	4.92%	\$ 5,351.57	\$ 5,457.00	1.97%
MGS-S Customer 202	\$ 3,418.92	\$ 3,553.09	3.92%	\$ 9,502.69	\$ 9,636.86	1.41%
MGS-S Customer 203	\$ 1,849.12	\$ 1,934.64	4.62%	\$ 4,875.60	\$ 4,961.12	1.75%
MGS-S Customer 204	\$ 3,838.61	\$ 3,969.01	3.40%	\$ 11,061.25	\$ 11,191.65	1.18%
MGS-S Customer 205	\$ 1,795.01	\$ 1,892.58	5.44%	\$ 4,328.17	\$ 4,425.74	2.25%
MGS-S Customer 206	\$ 2,021.28	\$ 2,123.95	5.08%	\$ 5,031.05	\$ 5,133.72	2.04%
MGS-S Customer 207	\$ 2,907.36	\$ 3,030.01	4.22%	\$ 8,063.57	\$ 8,186.22	1.52%
MGS-S Customer 208	\$ 2,062.92	\$ 2,166.52	5.02%	\$ 5,256.38	\$ 5,359.99	1.97%
MGS-S Customer 209	\$ 1,462.72	\$ 1,539.53	5.25%	\$ 3,592.61	\$ 3,669.41	2.14%
MGS-S Customer 210	\$ 1,705.80	\$ 1,788.10	4.82%	\$ 4,382.70	\$ 4,465.00	1.88%
MGS-S Customer 211	\$ 680.57	\$ 739.75	8.70%	\$ 1,361.95	\$ 1,421.12	4.34%
MGS-S Customer 212	\$ 7,291.72	\$ 7,513.52	3.04%	\$ 22,333.83	\$ 22,555.62	0.99%
MGS-S Customer 213	\$ 2,225.72	\$ 2,333.01	4.82%	\$ 5,683.23	\$ 5,790.52	1.89%
MGS-S Customer 214	\$ 5,100.92	\$ 5,259.79	3.11%	\$ 15,344.60	\$ 15,503.48	1.04%
MGS-S Customer 215	\$ 2,504.28	\$ 2,617.88	4.54%	\$ 6,508.46	\$ 6,622.05	1.75%
MGS-S Customer 216	\$ 2,312.99	\$ 2,408.97	4.15%	\$ 6,392.86	\$ 6,488.85	1.50%
MGS-S Customer 217	\$ 3,595.19	\$ 3,733.38	3.84%	\$ 10,151.96	\$ 10,290.15	1.36%
MGS-S Customer 218	\$ 2,812.00	\$ 2,932.50	4.29%	\$ 7,591.36	\$ 7,711.86	1.59%
MGS-S Customer 219	\$ 3,226.12	\$ 3,356.04	4.03%	\$ 8,920.54	\$ 9,050.46	1.46%
MGS-S Customer 220	\$ 3,607.02	\$ 3,745.44	3.84%	\$ 10,005.96	\$ 10,144.39	1.38%
MGS-S Customer 221	\$ 1,856.98	\$ 1,955.92	5.33%	\$ 4,458.40	\$ 4,557.35	2.22%
MGS-S Customer 222	\$ 10,333.45	\$ 10,623.63	2.81%	\$ 31,680.37	\$ 31,970.54	0.92%
MGS-S Customer 223	\$ 2,113.07	\$ 2,217.78	4.96%	\$ 5,300.59	\$ 5,405.29	1.98%
MGS-S Customer 224	\$ 4,036.43	\$ 4,184.59	3.67%	\$ 11,298.13	\$ 11,446.28	1.31%
MGS-S Customer 225	\$ 1,964.42	\$ 2,065.78	5.16%	\$ 4,827.57	\$ 4,928.93	2.10%
MGS-S Customer 226	\$ 1,915.07	\$ 2,002.10	4.54%	\$ 5,082.39	\$ 5,169.41	1.71%
MGS-S Customer 227	\$ 7,436.55	\$ 7,661.43	3.02%	\$ 22,338.53	\$ 22,563.41	1.01%
MGS-S Customer 228	\$ 1,358.13	\$ 1,432.58	5.48%	\$ 3,327.32	\$ 3,401.76	2.24%
MGS-S Customer 229	\$ 6,491.86	\$ 6,695.61	3.14%	\$ 19,740.30	\$ 19,944.05	1.03%
MGS-S Customer 230	\$ 507.31	\$ 562.57	10.89%	\$ 559.35	\$ 614.60	9.88%
MGS-S Customer 231	\$ 6,328.65	\$ 6,528.47	3.16%	\$ 18,907.12	\$ 19,106.94	1.06%
MGS-S Customer 232	\$ 2,523.05	\$ 2,623.79	3.99%	\$ 6,980.55	\$ 7,081.28	1.44%
MGS-S Customer 233	\$ 1,836.75	\$ 1,935.23	5.36%	\$ 4,392.08	\$ 4,490.56	2.24%
MGS-S Customer 234	\$ 1,031.29	\$ 1,111.66	7.79%	\$ 1,931.56	\$ 2,011.92	4.16%
MGS-S Customer 235	\$ 2,507.97	\$ 2,608.23	4.00%	\$ 6,746.86	\$ 6,847.11	1.49%
MGS-S Customer 236	\$ 19,649.53	\$ 20,149.46	2.54%	\$ 62,119.99	\$ 62,619.92	0.80%
MGS-S Customer 237	\$ 3,070.31	\$ 3,196.58	4.11%	\$ 8,345.90	\$ 8,472.17	1.51%

Internal Use

Customer	Distribution 8/23 Prices	Distribution 1/24 Prices	Distribution % Difference	Delivery 8/23 Prices	Delivery 1/24 Prices	Delivery % Difference
MGS-S Customer 238	\$ 3,153.77	\$ 3,282.01	4.07%	\$ 8,546.22	\$ 8,674.45	1.50%
MGS-S Customer 239	\$ 1,677.36	\$ 1,759.00	4.87%	\$ 4,288.59	\$ 4,370.23	1.90%
MGS-S Customer 240	\$ 5,483.58	\$ 5,664.38	3.30%	\$ 15,699.72	\$ 15,880.52	1.15%
MGS-S Customer 241	\$ 2,142.50	\$ 2,247.88	4.92%	\$ 5,351.67	\$ 5,457.05	1.97%
MGS-S Customer 242	\$ 21,288.33	\$ 21,825.74	2.52%	\$ 66,599.43	\$ 67,136.84	0.81%
MGS-S Customer 243	\$ 3,634.86	\$ 3,773.92	3.83%	\$ 10,237.21	\$ 10,376.26	1.36%
MGS-S Customer 244	\$ 1,119.75	\$ 1,188.81	6.17%	\$ 2,507.18	\$ 2,576.23	2.75%
MGS-S Customer 245	\$ 1,676.94	\$ 1,758.57	4.87%	\$ 4,302.43	\$ 4,384.07	1.90%
MGS-S Customer 246	\$ 1,756.41	\$ 1,839.81	4.75%	\$ 4,494.09	\$ 4,577.49	1.86%
MGS-S Customer 247	\$ 1,731.18	\$ 1,827.28	5.55%	\$ 4,101.52	\$ 4,197.62	2.34%
MGS-S Customer 248	\$ 9,148.78	\$ 9,415.13	2.91%	\$ 26,528.11	\$ 26,794.46	1.00%
MGS-S Customer 249	\$ 6,541.26	\$ 6,745.75	3.13%	\$ 19,364.45	\$ 19,568.95	1.06%
MGS-S Customer 250	\$ 2,581.54	\$ 2,696.99	4.47%	\$ 7,126.41	\$ 7,241.86	1.62%
MGS-S Customer 251	\$ 2,854.64	\$ 2,976.09	4.25%	\$ 7,755.79	\$ 7,877.24	1.57%
MGS-S Customer 252	\$ 1,895.10	\$ 1,994.96	5.27%	\$ 4,631.12	\$ 4,730.98	2.16%
MGS-S Customer 253	\$ 1,544.74	\$ 1,636.64	5.95%	\$ 3,478.71	\$ 3,570.61	2.64%
MGS-S Customer 254	\$ 7,104.25	\$ 7,321.94	3.06%	\$ 21,298.46	\$ 21,516.14	1.02%
MGS-S Customer 255	\$ 2,879.35	\$ 3,001.54	4.24%	\$ 8,011.77	\$ 8,133.96	1.53%
MGS-S Customer 256	\$ 1,119.80	\$ 1,188.91	6.17%	\$ 2,563.65	\$ 2,632.76	2.70%
MGS-S Customer 257	\$ 1,610.06	\$ 1,690.25	4.98%	\$ 4,221.57	\$ 4,301.76	1.90%
MGS-S Customer 258	\$ 3,994.87	\$ 4,142.13	3.69%	\$ 11,472.46	\$ 11,619.72	1.28%
MGS-S Customer 259	\$ 4,411.05	\$ 4,554.38	3.25%	\$ 12,911.36	\$ 13,054.69	1.11%
MGS-S Customer 260	\$ 902.58	\$ 966.78	7.11%	\$ 1,834.22	\$ 1,898.42	3.50%
MGS-S Customer 261	\$ 1,956.32	\$ 2,044.27	4.50%	\$ 5,219.67	\$ 5,307.62	1.68%
MGS-S Customer 262	\$ 2,818.12	\$ 2,925.53	3.81%	\$ 8,074.43	\$ 8,181.84	1.33%
MGS-S Customer 263	\$ 4,968.27	\$ 5,137.46	3.41%	\$ 14,462.68	\$ 14,631.86	1.17%
MGS-S Customer 264	\$ 836.38	\$ 899.08	7.50%	\$ 2,468.29	\$ 2,530.99	2.54%
MGS-S Customer 265	\$ 4,131.09	\$ 4,268.04	3.32%	\$ 12,486.12	\$ 12,623.08	1.10%
MGS-S Customer 266	\$ 1,035.21	\$ 1,102.41	6.49%	\$ 2,295.39	\$ 2,362.58	2.93%
MGS-S Customer 267	\$ 1,076.21	\$ 1,157.57	7.56%	\$ 2,084.12	\$ 2,165.48	3.90%
MGS-S Customer 268	\$ 7,332.98	\$ 7,560.79	3.11%	\$ 19,520.99	\$ 19,748.80	1.17%
MGS-S Customer 269	\$ 1,840.13	\$ 1,938.73	5.36%	\$ 4,530.83	\$ 4,629.43	2.18%
MGS-S Customer 270	\$ 1,449.71	\$ 1,526.22	5.28%	\$ 3,584.77	\$ 3,661.27	2.13%
MGS-S Customer 271	\$ 487.92	\$ 542.73	11.23%	\$ 502.64	\$ 557.45	10.90%
MGS-S Customer 272	\$ 2,311.49	\$ 2,420.77	4.73%	\$ 6,087.46	\$ 6,196.74	1.80%
MGS-S Customer 273	\$ 2,858.93	\$ 2,967.25	3.79%	\$ 8,197.23	\$ 8,305.55	1.32%
MGS-S Customer 274	\$ 3,405.79	\$ 3,526.45	3.54%	\$ 9,786.54	\$ 9,907.20	1.23%
MGS-S Customer 275	\$ 1,667.38	\$ 1,762.06	5.68%	\$ 3,856.59	\$ 3,951.27	2.46%
MGS-S Customer 276	\$ 1,088.88	\$ 1,170.53	7.50%	\$ 2,106.49	\$ 2,188.13	3.88%
MGS-S Customer 277	\$ 5,445.82	\$ 5,625.79	3.30%	\$ 16,357.03	\$ 16,537.00	1.10%

Customer	Distribution 8/23 Prices	Distribution 1/24 Prices	Distribution % Difference	Delivery 8/23 Prices	Delivery 1/24 Prices	Delivery % Difference
MGS-S Customer 278	\$ 3,261.13	\$ 3,378.52	3.60%	\$ 9,344.19	\$ 9,461.58	1.26%
MGS-S Customer 279	\$ 986.97	\$ 1,066.32	8.04%	\$ 1,783.36	\$ 1,862.71	4.45%
MGS-S Customer 280	\$ 3,127.59	\$ 3,255.27	4.08%	\$ 8,547.59	\$ 8,675.27	1.49%
MGS-S Customer 281	\$ 1,716.96	\$ 1,799.52	4.81%	\$ 4,494.92	\$ 4,577.48	1.84%
MGS-S Customer 282	\$ 4,463.69	\$ 4,608.21	3.24%	\$ 13,208.68	\$ 13,353.19	1.09%
MGS-S Customer 283	\$ 1,724.11	\$ 1,806.90	4.80%	\$ 4,543.25	\$ 4,626.05	1.82%
MGS-S Customer 284	\$ 2,175.38	\$ 2,281.54	4.88%	\$ 5,616.17	\$ 5,722.33	1.89%
MGS-S Customer 285	\$ 2,598.57	\$ 2,714.26	4.45%	\$ 6,787.08	\$ 6,902.77	1.70%
MGS-S Customer 286	\$ 767.93	\$ 842.34	9.69%	\$ 1,091.98	\$ 1,166.38	6.81%
MGS-S Customer 287	\$ 1,435.32	\$ 1,524.74	6.23%	\$ 3,145.59	\$ 3,235.00	2.84%
MGS-S Customer 288	\$ 2,247.53	\$ 2,342.01	4.20%	\$ 6,052.51	\$ 6,146.99	1.56%
MGS-S Customer 289	\$ 3,135.32	\$ 3,263.15	4.08%	\$ 8,783.92	\$ 8,911.75	1.46%
MGS-S Customer 290	\$ 2,648.30	\$ 2,751.85	3.91%	\$ 7,477.37	\$ 7,580.92	1.38%
MGS-S Customer 291	\$ 4,449.16	\$ 4,593.36	3.24%	\$ 13,362.72	\$ 13,506.91	1.08%
MGS-S Customer 292	\$ 1,768.55	\$ 1,865.51	5.48%	\$ 4,293.50	\$ 4,390.47	2.26%
MGS-S Customer 293	\$ 3,462.22	\$ 3,597.40	3.90%	\$ 9,676.18	\$ 9,811.35	1.40%
MGS-S Customer 294	\$ 1,424.21	\$ 1,500.09	5.33%	\$ 3,399.97	\$ 3,475.85	2.23%
MGS-S Customer 295	\$ 1,365.15	\$ 1,439.70	5.46%	\$ 3,227.48	\$ 3,302.03	2.31%
MGS-S Customer 296	\$ 1,741.08	\$ 1,837.44	5.53%	\$ 4,179.17	\$ 4,275.52	2.31%
MGS-S Customer 297	\$ 3,481.27	\$ 3,616.91	3.90%	\$ 10,239.36	\$ 10,375.00	1.32%
MGS-S Customer 298	\$ 2,276.15	\$ 2,384.58	4.76%	\$ 6,022.29	\$ 6,130.71	1.80%
MGS-S Customer 299	\$ 1,122.75	\$ 1,191.89	6.16%	\$ 2,607.74	\$ 2,676.88	2.65%
MGS-S Customer 300	\$ 1,785.63	\$ 1,869.72	4.71%	\$ 4,859.49	\$ 4,943.57	1.73%
MGS-S Customer 301	\$ 651.80	\$ 710.32	8.98%	\$ 1,013.64	\$ 1,072.17	5.77%
MGS-S Customer 302	\$ 591.73	\$ 648.89	9.66%	\$ 823.75	\$ 880.91	6.94%
MGS-S Customer 303	\$ 606.31	\$ 663.80	9.48%	\$ 868.67	\$ 926.16	6.62%
MGS-S Customer 304	\$ 12,750.44	\$ 13,095.06	2.70%	\$ 38,212.03	\$ 38,556.65	0.90%
MGS-S Customer 305	\$ 1,254.90	\$ 1,340.33	6.81%	\$ 2,617.65	\$ 2,703.08	3.26%
MGS-S Customer 306	\$ 1,851.47	\$ 1,937.05	4.62%	\$ 4,824.06	\$ 4,909.65	1.77%
MGS-S Customer 307	\$ 2,688.54	\$ 2,792.95	3.88%	\$ 7,465.65	\$ 7,570.05	1.40%
MGS-S Customer 308	\$ 3,550.86	\$ 3,688.00	3.86%	\$ 10,012.68	\$ 10,149.82	1.37%
MGS-S Customer 309	\$ 2,903.81	\$ 3,013.15	3.77%	\$ 8,406.66	\$ 8,516.00	1.30%
MGS-S Customer 310	\$ 2,275.74	\$ 2,384.14	4.76%	\$ 5,891.04	\$ 5,999.44	1.84%
MGS-S Customer 311	\$ 2,295.81	\$ 2,391.40	4.16%	\$ 6,272.76	\$ 6,368.35	1.52%
MGS-S Customer 312	\$ 1,636.60	\$ 1,717.32	4.93%	\$ 4,059.92	\$ 4,140.64	1.99%
MGS-S Customer 313	\$ 2,207.42	\$ 2,301.09	4.24%	\$ 6,155.01	\$ 6,248.68	1.52%
MGS-S Customer 314	\$ 1,208.64	\$ 1,292.98	6.98%	\$ 2,480.62	\$ 2,564.96	3.40%
MGS-S Customer 315	\$ 3,767.03	\$ 3,895.84	3.42%	\$ 11,189.21	\$ 11,318.02	1.15%
MGS-S Customer 316	\$ 1,674.08	\$ 1,768.99	5.67%	\$ 4,034.85	\$ 4,129.76	2.35%
MGS-S Customer 317	\$ 3,047.60	\$ 3,173.40	4.13%	\$ 8,204.51	\$ 8,330.31	1.53%

Internal Use

Customer	Distribution 8/23 Prices	Distribution 1/24 Prices	Distribution % Difference	Delivery 8/23 Prices	Delivery 1/24 Prices	Delivery % Difference
MGS-S Customer 318	\$ 1,570.42	\$ 1,662.92	5.89%	\$ 3,645.36	\$ 3,737.85	2.54%
MGS-S Customer 319	\$ 3,914.11	\$ 4,059.50	3.71%	\$ 11,251.58	\$ 11,396.97	1.29%
MGS-S Customer 320	\$ 2,046.19	\$ 2,136.15	4.40%	\$ 5,516.57	\$ 5,606.53	1.63%
MGS-S Customer 321	\$ 3,721.22	\$ 3,862.39	3.79%	\$ 10,405.28	\$ 10,546.45	1.36%
MGS-S Customer 322	\$ 3,140.82	\$ 3,268.74	4.07%	\$ 8,509.60	\$ 8,637.53	1.50%
MGS-S Customer 323	\$ 1,487.44	\$ 1,578.05	6.09%	\$ 3,337.60	\$ 3,428.22	2.72%
MGS-S Customer 324	\$ 2,706.25	\$ 2,824.38	4.37%	\$ 7,119.26	\$ 7,237.38	1.66%
MGS-S Customer 325	\$ 2,314.89	\$ 2,410.98	4.15%	\$ 6,434.12	\$ 6,530.22	1.49%
MGS-S Customer 326	\$ 2,582.02	\$ 2,684.08	3.95%	\$ 7,180.67	\$ 7,282.73	1.42%
MGS-S Customer 327	\$ 2,939.07	\$ 3,062.53	4.20%	\$ 8,021.51	\$ 8,144.97	1.54%
MGS-S Customer 328	\$ 4,017.03	\$ 4,164.72	3.68%	\$ 11,674.06	\$ 11,821.75	1.27%
MGS-S Customer 329	\$ 1,384.30	\$ 1,472.62	6.38%	\$ 3,053.38	\$ 3,141.70	2.89%
MGS-S Customer 330	\$ 1,724.46	\$ 1,820.43	5.57%	\$ 4,043.78	\$ 4,139.74	2.37%
MGS-S Customer 331	\$ 7,180.92	\$ 7,400.05	3.05%	\$ 21,836.88	\$ 22,056.01	1.00%
MGS-S Customer 332	\$ 15,202.80	\$ 15,614.60	2.71%	\$ 42,560.59	\$ 42,972.39	0.97%
MGS-S Customer 333	\$ 1,001.44	\$ 1,067.81	6.63%	\$ 2,121.70	\$ 2,188.07	3.13%
MGS-S Customer 334	\$ 2,902.65	\$ 3,011.96	3.77%	\$ 8,430.55	\$ 8,539.85	1.30%
MGS-S Customer 335	\$ 2,688.78	\$ 2,806.52	4.38%	\$ 7,253.67	\$ 7,371.41	1.62%
MGS-S Customer 336	\$ 2,794.02	\$ 2,914.17	4.30%	\$ 7,563.02	\$ 7,683.17	1.59%
MGS-S Customer 337	\$ 3,403.43	\$ 3,524.01	3.54%	\$ 10,134.14	\$ 10,254.72	1.19%
MGS-S Customer 338	\$ 2,926.34	\$ 3,036.18	3.75%	\$ 8,339.59	\$ 8,449.43	1.32%
MGS-S Customer 339	\$ 3,812.86	\$ 3,942.66	3.40%	\$ 11,087.10	\$ 11,216.90	1.17%
MGS-S Customer 340	\$ 2,054.19	\$ 2,157.61	5.03%	\$ 5,128.40	\$ 5,231.82	2.02%
MGS-S Customer 341	\$ 2,903.46	\$ 3,026.00	4.22%	\$ 7,885.44	\$ 8,007.99	1.55%
MGS-S Customer 342	\$ 1,050.56	\$ 1,118.11	6.43%	\$ 2,349.64	\$ 2,417.19	2.87%
MGS-S Customer 343	\$ 4,847.74	\$ 5,014.38	3.44%	\$ 14,506.65	\$ 14,673.29	1.15%
MGS-S Customer 344	\$ 1,787.46	\$ 1,884.84	5.45%	\$ 4,251.82	\$ 4,349.19	2.29%
MGS-S Customer 345	\$ 1,335.09	\$ 1,422.34	6.54%	\$ 2,970.34	\$ 3,057.59	2.94%
MGS-S Customer 346	\$ 7,072.65	\$ 7,289.30	3.06%	\$ 21,770.55	\$ 21,987.19	1.00%
MGS-S Customer 347	\$ 1,793.03	\$ 1,877.29	4.70%	\$ 4,697.33	\$ 4,781.60	1.79%
MGS-S Customer 348	\$ 15,354.89	\$ 15,760.58	2.64%	\$ 47,865.05	\$ 48,270.74	0.85%
MGS-S Customer 349	\$ 5,974.04	\$ 6,165.97	3.21%	\$ 17,927.04	\$ 18,118.97	1.07%
MGS-S Customer 350	\$ 3,004.74	\$ 3,129.58	4.15%	\$ 8,324.43	\$ 8,449.27	1.50%
MGS-S Customer 351	\$ 1,536.72	\$ 1,628.45	5.97%	\$ 3,525.22	\$ 3,616.96	2.60%
MGS-S Customer 352	\$ 2,664.94	\$ 2,782.12	4.40%	\$ 7,089.07	\$ 7,206.25	1.65%
MGS-S Customer 353	\$ 3,081.17	\$ 3,194.50	3.68%	\$ 9,030.49	\$ 9,143.82	1.25%
MGS-S Customer 354	\$ 742.71	\$ 816.54	9.94%	\$ 990.68	\$ 1,064.52	7.45%
MGS-S Customer 355	\$ 2,145.23	\$ 2,237.39	4.30%	\$ 5,771.59	\$ 5,863.76	1.60%
MGS-S Customer 356	\$ 1,632.83	\$ 1,713.47	4.94%	\$ 4,094.29	\$ 4,174.94	1.97%
MGS-S Customer 357	\$ 1,482.30	\$ 1,559.55	5.21%	\$ 3,590.79	\$ 3,668.04	2.15%

Internal Use

Customer	Distribution 8/23 Prices	Distribution 1/24 Prices	Distribution % Difference	Delivery 8/23 Prices	Delivery 1/24 Prices	Delivery % Difference
MGS-S Customer 358	\$ 2,381.71	\$ 2,479.24	4.09%	\$ 6,591.32	\$ 6,688.85	1.48%
MGS-S Customer 359	\$ 2,909.09	\$ 3,031.81	4.22%	\$ 7,860.47	\$ 7,983.18	1.56%
MGS-S Customer 360	\$ 3,006.70	\$ 3,131.59	4.15%	\$ 8,162.70	\$ 8,287.59	1.53%
MGS-S Customer 361	\$ 2,310.68	\$ 2,419.72	4.72%	\$ 5,779.21	\$ 5,888.25	1.89%
MGS-S Customer 362	\$ 873.81	\$ 937.35	7.27%	\$ 1,763.12	\$ 1,826.67	3.60%
MGS-S Customer 363	\$ 6,999.70	\$ 7,214.78	3.07%	\$ 21,318.43	\$ 21,533.51	1.01%
MGS-S Customer 364	\$ 2,454.62	\$ 2,567.09	4.58%	\$ 6,615.68	\$ 6,728.15	1.70%
MGS-S Customer 365	\$ 13,859.31	\$ 14,228.93	2.67%	\$ 43,018.03	\$ 43,387.64	0.86%
MGS-S Customer 366	\$ 2,751.10	\$ 2,856.99	3.85%	\$ 7,504.84	\$ 7,610.72	1.41%
MGS-S Customer 367	\$ 1,470.15	\$ 1,560.45	6.14%	\$ 3,431.93	\$ 3,522.23	2.63%
MGS-S Customer 368	\$ 4,148.65	\$ 4,299.36	3.63%	\$ 11,807.61	\$ 11,958.33	1.28%
MGS-S Customer 369	\$ 2,651.39	\$ 2,768.26	4.41%	\$ 7,130.27	\$ 7,247.14	1.64%
MGS-S Customer 370	\$ 5,048.97	\$ 5,219.99	3.39%	\$ 15,061.69	\$ 15,232.71	1.14%
MGS-S Customer 371	\$ 6,547.14	\$ 6,752.01	3.13%	\$ 19,492.44	\$ 19,697.31	1.05%
MGS-S Customer 372	\$ 548.62	\$ 604.81	10.24%	\$ 695.53	\$ 751.72	8.08%
MGS-S Customer 373	\$ 2,182.37	\$ 2,275.43	4.26%	\$ 6,030.15	\$ 6,123.22	1.54%
MGS-S Customer 374	\$ 6,517.50	\$ 6,721.65	3.13%	\$ 19,587.79	\$ 19,791.94	1.04%
MGS-S Customer 375	\$ 4,522.74	\$ 4,681.91	3.52%	\$ 12,831.90	\$ 12,991.06	1.24%
MGS-S Customer 376	\$ 2,620.98	\$ 2,723.93	3.93%	\$ 7,392.12	\$ 7,495.06	1.39%
MGS-S Customer 377	\$ 1,818.54	\$ 1,903.37	4.66%	\$ 4,743.17	\$ 4,828.01	1.79%
MGS-S Customer 378	\$ 1,883.41	\$ 1,982.99	5.29%	\$ 4,631.69	\$ 4,731.27	2.15%
MGS-S Customer 379	\$ 2,549.07	\$ 2,663.65	4.49%	\$ 6,785.50	\$ 6,900.08	1.69%
MGS-S Customer 380	\$ 1,775.46	\$ 1,872.58	5.47%	\$ 4,217.88	\$ 4,315.00	2.30%
MGS-S Customer 381	\$ 1,995.93	\$ 2,084.77	4.45%	\$ 5,276.00	\$ 5,364.84	1.68%
MGS-S Customer 382	\$ 2,275.94	\$ 2,371.10	4.18%	\$ 6,247.60	\$ 6,342.75	1.52%
MGS-S Customer 383	\$ 1,590.88	\$ 1,683.85	5.84%	\$ 3,825.22	\$ 3,918.19	2.43%
MGS-S Customer 384	\$ 2,686.37	\$ 2,804.06	4.38%	\$ 7,203.37	\$ 7,321.06	1.63%
MGS-S Customer 385	\$ 1,695.08	\$ 1,777.15	4.84%	\$ 4,354.33	\$ 4,436.40	1.88%
MGS-S Customer 386	\$ 1,864.25	\$ 1,950.12	4.61%	\$ 4,909.91	\$ 4,995.78	1.75%
MGS-S Customer 387	\$ 19,954.75	\$ 20,462.36	2.54%	\$ 62,259.83	\$ 62,767.44	0.82%
MGS-S Customer 388	\$ 3,929.99	\$ 4,075.75	3.71%	\$ 11,275.78	\$ 11,421.54	1.29%
MGS-S Customer 389	\$ 2,003.66	\$ 2,105.94	5.10%	\$ 5,074.80	\$ 5,177.08	2.02%
MGS-S Customer 390	\$ 1,937.64	\$ 2,025.19	4.52%	\$ 5,079.92	\$ 5,167.47	1.72%
MGS-S Customer 391	\$ 1,603.71	\$ 1,696.96	5.81%	\$ 3,724.15	\$ 3,817.39	2.50%
MGS-S Customer 392	\$ 1,382.35	\$ 1,457.33	5.42%	\$ 3,353.45	\$ 3,428.43	2.24%
MGS-S Customer 393	\$ 2,374.37	\$ 2,471.76	4.10%	\$ 6,600.50	\$ 6,697.89	1.48%
MGS-S Customer 394	\$ 1,171.18	\$ 1,241.39	5.99%	\$ 2,656.54	\$ 2,726.75	2.64%
MGS-S Customer 395	\$ 2,692.50	\$ 2,796.95	3.88%	\$ 7,396.58	\$ 7,501.03	1.41%
MGS-S Customer 396	\$ 3,652.08	\$ 3,791.52	3.82%	\$ 10,170.24	\$ 10,309.69	1.37%
MGS-S Customer 397	\$ 1,225.75	\$ 1,310.47	6.91%	\$ 2,542.19	\$ 2,626.91	3.33%

Customer	Distribution 8/23 Prices	Distribution 1/24 Prices	Distribution % Difference	Delivery 8/23 Prices	Delivery 1/24 Prices	Delivery % Difference
MGS-S Customer 398	\$ 1,509.32	\$ 1,600.57	6.05%	\$ 3,403.47	\$ 3,494.73	2.68%
MGS-S Customer 399	\$ 1,675.90	\$ 1,770.77	5.66%	\$ 3,936.60	\$ 4,031.47	2.41%
MGS-S Customer 400	\$ 2,798.08	\$ 2,918.29	4.30%	\$ 7,354.18	\$ 7,474.40	1.63%
MGS-S Customer 401	\$ 1,616.72	\$ 1,697.00	4.97%	\$ 4,052.06	\$ 4,132.34	1.98%
MGS-S Customer 402	\$ 1,582.89	\$ 1,662.39	5.02%	\$ 3,970.76	\$ 4,050.27	2.00%
MGS-S Customer 403	\$ 3,752.09	\$ 3,893.87	3.78%	\$ 10,274.33	\$ 10,416.11	1.38%
MGS-S Customer 404	\$ 3,366.33	\$ 3,486.08	3.56%	\$ 9,690.07	\$ 9,809.82	1.24%
MGS-S Customer 405	\$ 2,525.30	\$ 2,626.10	3.99%	\$ 7,048.02	\$ 7,148.82	1.43%
MGS-S Customer 406	\$ 1,569.19	\$ 1,661.62	5.89%	\$ 3,587.00	\$ 3,679.43	2.58%
MGS-S Customer 407	\$ 1,737.24	\$ 1,820.28	4.78%	\$ 4,520.64	\$ 4,603.69	1.84%
MGS-S Customer 408	\$ 1,908.13	\$ 2,008.26	5.25%	\$ 4,700.14	\$ 4,800.27	2.13%
MGS-S Customer 409	\$ 3,846.42	\$ 3,976.94	3.39%	\$ 11,324.30	\$ 11,454.83	1.15%
MGS-S Customer 410	\$ 1,921.51	\$ 2,008.67	4.54%	\$ 5,084.36	\$ 5,171.53	1.71%
MGS-S Customer 411	\$ 2,561.31	\$ 2,676.19	4.49%	\$ 6,777.05	\$ 6,891.93	1.70%
MGS-S Customer 412	\$ 1,390.13	\$ 1,465.36	5.41%	\$ 3,372.26	\$ 3,447.49	2.23%
MGS-S Customer 413	\$ 629.76	\$ 701.04	11.32%	\$ 788.92	\$ 860.20	9.04%
MGS-S Customer 414	\$ 2,001.54	\$ 2,103.77	5.11%	\$ 5,045.52	\$ 5,147.75	2.03%
MGS-S Customer 415	\$ 1,245.82	\$ 1,317.72	5.77%	\$ 2,914.16	\$ 2,986.06	2.47%
MGS-S Customer 416	\$ 4,211.81	\$ 4,350.62	3.30%	\$ 12,422.81	\$ 12,561.62	1.12%
MGS-S Customer 417	\$ 1,929.26	\$ 2,029.86	5.21%	\$ 4,783.76	\$ 4,884.35	2.10%
MGS-S Customer 418	\$ 1,666.01	\$ 1,747.41	4.89%	\$ 4,287.19	\$ 4,368.59	1.90%
MGS-S Customer 419	\$ 4,326.31	\$ 4,480.95	3.57%	\$ 12,522.71	\$ 12,677.34	1.23%
MGS-S Customer 420	\$ 7,991.70	\$ 8,229.25	2.97%	\$ 24,258.52	\$ 24,496.07	0.98%
MGS-S Customer 421	\$ 3,990.14	\$ 4,137.23	3.69%	\$ 11,244.79	\$ 11,391.88	1.31%
MGS-S Customer 422	\$ 3,118.93	\$ 3,233.10	3.66%	\$ 9,050.14	\$ 9,164.30	1.26%
MGS-S Customer 423	\$ 2,970.24	\$ 3,094.32	4.18%	\$ 8,169.27	\$ 8,293.35	1.52%
MGS-S Customer 424	\$ 2,104.02	\$ 2,208.55	4.97%	\$ 5,376.80	\$ 5,481.33	1.94%
MGS-S Customer 425	\$ 2,064.62	\$ 2,154.99	4.38%	\$ 5,574.96	\$ 5,665.33	1.62%
MGS-S Customer 426	\$ 1,528.71	\$ 1,606.99	5.12%	\$ 3,814.75	\$ 3,893.04	2.05%
MGS-S Customer 427	\$ 2,871.86	\$ 2,993.83	4.25%	\$ 7,665.79	\$ 7,787.76	1.59%
MGS-S Customer 428	\$ 6,084.49	\$ 6,278.83	3.19%	\$ 18,397.70	\$ 18,592.04	1.06%
MGS-S Customer 429	\$ 1,713.57	\$ 1,796.03	4.81%	\$ 4,386.29	\$ 4,468.75	1.88%
MGS-S Customer 430	\$ 1,928.37	\$ 2,015.67	4.53%	\$ 5,077.65	\$ 5,164.95	1.72%
MGS-S Customer 431	\$ 1,834.37	\$ 1,919.56	4.64%	\$ 4,773.78	\$ 4,858.97	1.78%
MGS-S Customer 432	\$ 483.84	\$ 538.56	11.31%	\$ 637.48	\$ 692.20	8.58%
MGS-S Customer 433	\$ 2,324.25	\$ 2,433.76	4.71%	\$ 6,010.66	\$ 6,120.17	1.82%
MGS-S Customer 434	\$ 2,366.39	\$ 2,476.86	4.67%	\$ 6,228.71	\$ 6,339.18	1.77%
MGS-S Customer 435	\$ 3,304.38	\$ 3,422.74	3.58%	\$ 9,381.94	\$ 9,500.30	1.26%
MGS-S Customer 436	\$ 2,499.97	\$ 2,613.43	4.54%	\$ 6,665.01	\$ 6,778.48	1.70%
MGS-S Customer 437	\$ 2,153.24	\$ 2,258.86	4.91%	\$ 5,479.60	\$ 5,585.21	1.93%

Internal Use

Customer	Distribution 8/23 Prices	Distribution 1/24 Prices	Distribution % Difference	Delivery 8/23 Prices	Delivery 1/24 Prices	Delivery % Difference
MGS-S Customer 438	\$ 1,496.56	\$ 1,587.40	6.07%	\$ 3,397.28	\$ 3,488.11	2.67%
MGS-S Customer 439	\$ 1,998.36	\$ 2,087.28	4.45%	\$ 5,279.12	\$ 5,368.04	1.68%
MGS-S Customer 440	\$ 2,675.48	\$ 2,779.66	3.89%	\$ 7,532.11	\$ 7,636.30	1.38%
MGS-S Customer 441	\$ 1,862.76	\$ 1,961.87	5.32%	\$ 4,544.08	\$ 4,643.19	2.18%
MGS-S Customer 442	\$ 1,698.55	\$ 1,793.93	5.62%	\$ 4,022.51	\$ 4,117.88	2.37%
MGS-S Customer 443	\$ 2,153.12	\$ 2,258.77	4.91%	\$ 5,519.89	\$ 5,625.54	1.91%
MGS-S Customer 444	\$ 7,967.50	\$ 8,204.34	2.97%	\$ 24,129.33	\$ 24,366.17	0.98%
MGS-S Customer 445	\$ 1,587.93	\$ 1,667.58	5.02%	\$ 3,942.75	\$ 4,022.40	2.02%
MGS-S Customer 446	\$ 3,248.72	\$ 3,379.08	4.01%	\$ 9,025.79	\$ 9,156.15	1.44%
MGS-S Customer 447	\$ 12,105.81	\$ 12,436.60	2.73%	\$ 36,826.47	\$ 37,157.26	0.90%
MGS-S Customer 448	\$ 2,856.94	\$ 2,978.46	4.25%	\$ 7,746.29	\$ 7,867.80	1.57%
MGS-S Customer 449	\$ 1,148.90	\$ 1,218.60	6.07%	\$ 2,609.10	\$ 2,678.80	2.67%
MGS-S Customer 450	\$ 9,663.64	\$ 9,938.74	2.85%	\$ 29,817.67	\$ 30,092.77	0.92%
MGS-S Customer 451	\$ 9,483.47	\$ 9,754.49	2.86%	\$ 29,317.29	\$ 29,588.31	0.92%
MGS-S Customer 452	\$ 14,871.74	\$ 15,264.67	2.64%	\$ 45,067.78	\$ 45,460.72	0.87%
MGS-S Customer 453	\$ 2,864.79	\$ 2,986.56	4.25%	\$ 7,595.99	\$ 7,717.76	1.60%
MGS-S Customer 454	\$ 1,956.66	\$ 2,057.89	5.17%	\$ 4,863.67	\$ 4,964.89	2.08%
MGS-S Customer 455	\$ 6,982.78	\$ 7,197.51	3.08%	\$ 21,090.16	\$ 21,304.88	1.02%
MGS-S Customer 456	\$ 3,490.34	\$ 3,626.19	3.89%	\$ 9,729.09	\$ 9,864.94	1.40%
MGS-S Customer 457	\$ 9,643.08	\$ 9,917.76	2.85%	\$ 30,246.25	\$ 30,520.93	0.91%
MGS-S Customer 458	\$ 1,581.33	\$ 1,674.05	5.86%	\$ 3,619.31	\$ 3,712.03	2.56%
MGS-S Customer 459	\$ 1,812.34	\$ 1,910.29	5.40%	\$ 4,343.77	\$ 4,441.72	2.25%
MGS-S Customer 460	\$ 3,363.10	\$ 3,482.78	3.56%	\$ 9,788.11	\$ 9,907.79	1.22%
MGS-S Customer 461	\$ 1,261.50	\$ 1,333.72	5.72%	\$ 3,078.05	\$ 3,150.27	2.35%
MGS-S Customer 462	\$ 2,219.26	\$ 2,326.35	4.83%	\$ 5,555.58	\$ 5,662.68	1.93%
MGS-S Customer 463	\$ 2,259.55	\$ 2,367.58	4.78%	\$ 5,771.84	\$ 5,879.88	1.87%
MGS-S Customer 464	\$ 3,557.80	\$ 3,694.96	3.86%	\$ 9,466.87	\$ 9,604.03	1.45%
MGS-S Customer 465	\$ 1,608.23	\$ 1,701.60	5.81%	\$ 3,746.02	\$ 3,839.39	2.49%
MGS-S Customer 466	\$ 3,892.06	\$ 4,036.95	3.72%	\$ 11,507.16	\$ 11,652.05	1.26%
MGS-S Customer 467	\$ 888.94	\$ 952.81	7.18%	\$ 1,779.30	\$ 1,843.16	3.59%
MGS-S Customer 468	\$ 1,037.56	\$ 1,118.07	7.76%	\$ 2,231.18	\$ 2,311.69	3.61%
MGS-S Customer 469	\$ 2,852.19	\$ 2,960.36	3.79%	\$ 8,188.87	\$ 8,297.04	1.32%
MGS-S Customer 470	\$ 1,663.42	\$ 1,744.75	4.89%	\$ 4,286.01	\$ 4,367.34	1.90%
MGS-S Customer 471	\$ 1,922.18	\$ 2,022.61	5.22%	\$ 4,808.03	\$ 4,908.46	2.09%
MGS-S Customer 472	\$ 6,687.88	\$ 6,895.83	3.11%	\$ 20,305.40	\$ 20,513.35	1.02%
MGS-S Customer 473	\$ 694.01	\$ 766.74	10.48%	\$ 838.81	\$ 911.55	8.67%
MGS-S Customer 474	\$ 2,917.71	\$ 3,040.61	4.21%	\$ 8,133.93	\$ 8,256.84	1.51%
MGS-S Customer 475	\$ 2,669.79	\$ 2,773.79	3.90%	\$ 7,423.05	\$ 7,527.05	1.40%
MGS-S Customer 476	\$ 2,270.73	\$ 2,379.09	4.77%	\$ 5,831.81	\$ 5,940.17	1.86%
MGS-S Customer 477	\$ 2,300.88	\$ 2,409.85	4.74%	\$ 5,945.31	\$ 6,054.29	1.83%

Internal Use

Customer	Distribution 8/23 Prices	Distribution 1/24 Prices	Distribution % Difference	Delivery 8/23 Prices	Delivery 1/24 Prices	Delivery % Difference
MGS-S Customer 478	\$ 483.84	\$ 538.56	11.31%	\$ 614.70	\$ 669.42	8.90%
MGS-S Customer 479	\$ 2,620.88	\$ 2,737.14	4.44%	\$ 6,920.52	\$ 7,036.78	1.68%
MGS-S Customer 480	\$ 2,203.18	\$ 2,296.70	4.24%	\$ 6,073.97	\$ 6,167.49	1.54%
MGS-S Customer 481	\$ 1,227.75	\$ 1,299.21	5.82%	\$ 2,802.22	\$ 2,873.68	2.55%
MGS-S Customer 482	\$ 4,921.58	\$ 5,076.46	3.15%	\$ 15,124.54	\$ 15,279.42	1.02%
MGS-S Customer 483	\$ 1,630.68	\$ 1,711.27	4.94%	\$ 4,168.94	\$ 4,249.52	1.93%
MGS-S Customer 484	\$ 2,407.38	\$ 2,518.76	4.63%	\$ 6,356.35	\$ 6,467.73	1.75%
MGS-S Customer 485	\$ 1,510.10	\$ 1,587.97	5.16%	\$ 3,711.53	\$ 3,789.39	2.10%
MGS-S Customer 486	\$ 2,896.68	\$ 3,005.87	3.77%	\$ 8,158.94	\$ 8,268.13	1.34%
MGS-S Customer 487	\$ 2,146.81	\$ 2,239.06	4.30%	\$ 5,687.43	\$ 5,779.68	1.62%
MGS-S Customer 488	\$ 2,371.11	\$ 2,481.66	4.66%	\$ 6,130.07	\$ 6,240.63	1.80%
MGS-S Customer 489	\$ 8,409.33	\$ 8,656.46	2.94%	\$ 25,034.89	\$ 25,282.02	0.99%
MGS-S Customer 490	\$ 3,132.75	\$ 3,262.26	4.13%	\$ 7,934.08	\$ 8,063.59	1.63%
MGS-S Customer 491	\$ 1,782.55	\$ 1,866.57	4.71%	\$ 4,696.51	\$ 4,780.53	1.79%
MGS-S Customer 492	\$ 3,960.50	\$ 4,106.91	3.70%	\$ 10,944.76	\$ 11,091.17	1.34%
MGS-S Customer 493	\$ 1,233.68	\$ 1,318.56	6.88%	\$ 2,512.96	\$ 2,597.84	3.38%
MGS-S Customer 494	\$ 1,200.01	\$ 1,270.94	5.91%	\$ 2,828.23	\$ 2,899.16	2.51%
MGS-S Customer 495	\$ 1,511.63	\$ 1,589.52	5.15%	\$ 3,772.13	\$ 3,850.03	2.07%
MGS-S Customer 496	\$ 4,667.31	\$ 4,829.75	3.48%	\$ 13,454.56	\$ 13,617.00	1.21%
MGS-S Customer 497	\$ 2,082.30	\$ 2,186.33	5.00%	\$ 5,294.98	\$ 5,399.01	1.96%
MGS-S Customer 498	\$ 2,110.19	\$ 2,214.86	4.96%	\$ 5,400.92	\$ 5,505.59	1.94%
MGS-S Customer 499	\$ 2,339.47	\$ 2,449.31	4.70%	\$ 6,138.24	\$ 6,248.08	1.79%
MGS-S Customer 500	\$ 8,131.07	\$ 8,371.63	2.96%	\$ 24,787.34	\$ 25,027.90	0.97%
MGS-S Customer 501	\$ 5,449.58	\$ 5,631.13	3.33%	\$ 15,860.84	\$ 16,042.40	1.14%
MGS-S Customer 502	\$ 2,836.74	\$ 2,957.80	4.27%	\$ 7,561.44	\$ 7,682.50	1.60%
MGS-S Customer 503	\$ 3,387.42	\$ 3,520.94	3.94%	\$ 9,202.82	\$ 9,336.34	1.45%
MGS-S Customer 504	\$ 1,548.68	\$ 1,627.41	5.08%	\$ 3,858.74	\$ 3,937.47	2.04%
MGS-S Customer 505	\$ 1,963.45	\$ 2,051.55	4.49%	\$ 5,112.85	\$ 5,200.95	1.72%
MGS-S Customer 506	\$ 1,383.40	\$ 1,458.41	5.42%	\$ 3,344.30	\$ 3,419.31	2.24%
MGS-S Customer 507	\$ 1,058.81	\$ 1,126.52	6.39%	\$ 2,367.29	\$ 2,435.00	2.86%
MGS-S Customer 508	\$ 661.20	\$ 733.20	10.89%	\$ 742.80	\$ 814.79	9.69%
MGS-S Customer 509	\$ 3,750.81	\$ 3,892.50	3.78%	\$ 10,520.47	\$ 10,662.17	1.35%
MGS-S Customer 510	\$ 9,656.52	\$ 9,931.57	2.85%	\$ 30,075.07	\$ 30,350.12	0.91%
MGS-S Customer 511	\$ 3,719.06	\$ 3,846.74	3.43%	\$ 10,774.67	\$ 10,902.35	1.19%
MGS-S Customer 512	\$ 483.84	\$ 538.56	11.31%	\$ 648.04	\$ 702.76	8.44%
MGS-S Customer 513	\$ 4,931.81	\$ 5,086.91	3.14%	\$ 14,717.51	\$ 14,872.62	1.05%
MGS-S Customer 514	\$ 1,406.90	\$ 1,495.69	6.31%	\$ 3,010.79	\$ 3,099.58	2.95%
MGS-S Customer 515	\$ 8,741.50	\$ 8,995.06	2.90%	\$ 26,189.84	\$ 26,443.40	0.97%
MGS-S Customer 516	\$ 2,446.79	\$ 2,545.80	4.05%	\$ 6,889.75	\$ 6,988.76	1.44%
MGS-S Customer 517	\$ 2,829.49	\$ 2,950.39	4.27%	\$ 7,677.02	\$ 7,797.92	1.57%

Internal Use

Customer	Distribution 8/23 Prices	Distribution 1/24 Prices	Distribution % Difference	Delivery 8/23 Prices	Delivery 1/24 Prices	Delivery % Difference
MGS-S Customer 518	\$ 1,467.58	\$ 1,544.53	5.24%	\$ 3,725.00	\$ 3,801.95	2.07%
MGS-S Customer 519	\$ 1,828.87	\$ 1,913.93	4.65%	\$ 4,851.17	\$ 4,936.23	1.75%
MGS-S Customer 520	\$ 1,919.99	\$ 2,020.35	5.23%	\$ 4,616.26	\$ 4,716.62	2.17%
MGS-S Customer 521	\$ 2,089.10	\$ 2,193.31	4.99%	\$ 5,301.16	\$ 5,405.37	1.97%
MGS-S Customer 522	\$ 568.26	\$ 624.89	9.97%	\$ 765.33	\$ 821.96	7.40%
MGS-S Customer 523	\$ 2,273.29	\$ 2,381.62	4.77%	\$ 5,775.44	\$ 5,883.77	1.88%
MGS-S Customer 524	\$ 2,782.67	\$ 2,902.43	4.30%	\$ 7,307.69	\$ 7,427.44	1.64%
MGS-S Customer 525	\$ 5,398.41	\$ 5,577.26	3.31%	\$ 15,666.32	\$ 15,845.16	1.14%
MGS-S Customer 526	\$ 3,576.92	\$ 3,714.70	3.85%	\$ 9,825.11	\$ 9,962.89	1.40%
MGS-S Customer 527	\$ 2,668.82	\$ 2,772.80	3.90%	\$ 7,304.82	\$ 7,408.81	1.42%
MGS-S Customer 528	\$ 1,937.19	\$ 2,024.70	4.52%	\$ 5,071.23	\$ 5,158.74	1.73%
MGS-S Customer 529	\$ 1,197.24	\$ 1,281.32	7.02%	\$ 2,441.50	\$ 2,525.59	3.44%
MGS-S Customer 530	\$ 1,920.65	\$ 2,021.04	5.23%	\$ 4,703.19	\$ 4,803.58	2.13%
MGS-S Customer 531	\$ 2,179.49	\$ 2,285.79	4.88%	\$ 5,558.04	\$ 5,664.33	1.91%
MGS-S Customer 532	\$ 1,804.67	\$ 1,889.18	4.68%	\$ 4,614.53	\$ 4,699.04	1.83%
MGS-S Customer 533	\$ 3,262.98	\$ 3,393.67	4.01%	\$ 9,172.09	\$ 9,302.77	1.42%
MGS-S Customer 534	\$ 3,650.49	\$ 3,789.91	3.82%	\$ 10,428.49	\$ 10,567.90	1.34%
MGS-S Customer 535	\$ 2,733.96	\$ 2,852.71	4.34%	\$ 7,310.48	\$ 7,429.24	1.62%
MGS-S Customer 536	\$ 3,190.96	\$ 3,320.08	4.05%	\$ 8,862.92	\$ 8,992.04	1.46%
MGS-S Customer 537	\$ 3,578.70	\$ 3,716.50	3.85%	\$ 10,155.05	\$ 10,292.84	1.36%
MGS-S Customer 538	\$ 2,892.68	\$ 3,015.02	4.23%	\$ 7,994.12	\$ 8,116.45	1.53%
MGS-S Customer 539	\$ 3,278.45	\$ 3,409.48	4.00%	\$ 9,179.42	\$ 9,310.45	1.43%
MGS-S Customer 540	\$ 3,456.38	\$ 3,591.41	3.91%	\$ 9,806.04	\$ 9,941.07	1.38%
MGS-S Customer 541	\$ 3,114.98	\$ 3,242.33	4.09%	\$ 8,659.03	\$ 8,786.38	1.47%
MGS-S Customer 542	\$ 3,886.12	\$ 4,030.85	3.72%	\$ 11,149.21	\$ 11,293.93	1.30%
MGS-S Customer 543	\$ 3,741.40	\$ 3,882.87	3.78%	\$ 10,931.21	\$ 11,072.69	1.29%
MGS-S Customer 544	\$ 3,805.81	\$ 3,948.68	3.75%	\$ 11,038.76	\$ 11,181.63	1.29%
MGS-S Customer 545	\$ 3,271.72	\$ 3,402.60	4.00%	\$ 9,141.70	\$ 9,272.57	1.43%
MGS-S Customer 546	\$ 2,556.04	\$ 2,670.77	4.49%	\$ 6,874.65	\$ 6,989.38	1.67%
MGS-S Customer 547	\$ 3,645.22	\$ 3,784.52	3.82%	\$ 10,364.34	\$ 10,503.64	1.34%
MGS-S Customer 548	\$ 3,574.02	\$ 3,711.71	3.85%	\$ 10,174.35	\$ 10,312.05	1.35%
MGS-S Customer 549	\$ 3,267.78	\$ 3,398.56	4.00%	\$ 9,264.39	\$ 9,395.17	1.41%
MGS-S Customer 550	\$ 3,964.23	\$ 4,110.71	3.70%	\$ 11,547.01	\$ 11,693.50	1.27%
MGS-S Customer 551	\$ 4,315.22	\$ 4,469.63	3.58%	\$ 12,730.45	\$ 12,884.87	1.21%
MGS-S Customer 552	\$ 2,548.76	\$ 2,663.32	4.49%	\$ 6,850.13	\$ 6,964.70	1.67%
MGS-S Customer 553	\$ 4,716.12	\$ 4,879.58	3.47%	\$ 14,007.66	\$ 14,171.12	1.17%
MGS-S Customer 554	\$ 3,480.94	\$ 3,616.56	3.90%	\$ 9,976.47	\$ 10,112.09	1.36%
MGS-S Customer 555	\$ 2,996.05	\$ 3,120.71	4.16%	\$ 8,350.07	\$ 8,474.73	1.49%
MGS-S Customer 556	\$ 3,384.35	\$ 3,517.77	3.94%	\$ 9,518.37	\$ 9,651.79	1.40%
MGS-S Customer 557	\$ 802.78	\$ 877.97	9.37%	\$ 1,185.12	\$ 1,260.32	6.35%

Internal Use

Customer	Distribution 8/23 Prices	Distribution 1/24 Prices	Distribution % Difference	Delivery 8/23 Prices	Delivery 1/24 Prices	Delivery % Difference
MGS-S Customer 558	\$ 3,443.82	\$ 3,578.58	3.91%	\$ 9,792.15	\$ 9,926.90	1.38%
MGS-S Customer 559	\$ 3,632.18	\$ 3,771.18	3.83%	\$ 10,437.35	\$ 10,576.34	1.33%
MGS-S Customer 560	\$ 3,464.37	\$ 3,599.60	3.90%	\$ 9,783.78	\$ 9,919.01	1.38%
MGS-S Customer 561	\$ 3,801.03	\$ 3,943.85	3.76%	\$ 10,873.31	\$ 11,016.13	1.31%
MGS-S Customer 562	\$ 2,882.83	\$ 3,004.91	4.23%	\$ 7,931.33	\$ 8,053.42	1.54%
MGS-S Customer 563	\$ 4,716.88	\$ 4,880.34	3.47%	\$ 14,122.31	\$ 14,285.77	1.16%
MGS-S Customer 564	\$ 3,671.26	\$ 3,811.14	3.81%	\$ 10,697.25	\$ 10,837.13	1.31%
MGS-S Customer 565	\$ 2,695.33	\$ 2,813.20	4.37%	\$ 7,280.57	\$ 7,398.44	1.62%
MGS-S Customer 566	\$ 3,343.20	\$ 3,475.69	3.96%	\$ 9,583.45	\$ 9,715.94	1.38%
MGS-S Customer 567	\$ 3,778.63	\$ 3,920.93	3.77%	\$ 11,028.93	\$ 11,171.24	1.29%
MGS-S Customer 568	\$ 3,379.83	\$ 3,513.13	3.94%	\$ 9,616.00	\$ 9,749.29	1.39%
MGS-S Customer 569	\$ 1,573.07	\$ 1,665.62	5.88%	\$ 3,595.95	\$ 3,688.51	2.57%
MGS-S Customer 570	\$ 2,736.77	\$ 2,855.59	4.34%	\$ 7,481.32	\$ 7,600.14	1.59%
MGS-S Customer 571	\$ 3,672.19	\$ 3,812.09	3.81%	\$ 10,495.65	\$ 10,635.55	1.33%
MGS-S Customer 572	\$ 3,235.00	\$ 3,365.05	4.02%	\$ 9,113.32	\$ 9,243.37	1.43%
MGS-S Customer 573	\$ 3,458.57	\$ 3,593.66	3.91%	\$ 9,761.08	\$ 9,896.17	1.38%
MGS-S Customer 574	\$ 3,448.54	\$ 3,583.37	3.91%	\$ 9,755.59	\$ 9,890.42	1.38%
MGS-S Customer 575	\$ 3,472.57	\$ 3,607.98	3.90%	\$ 9,851.05	\$ 9,986.46	1.37%
MGS-S Customer 576	\$ 3,064.00	\$ 3,190.18	4.12%	\$ 8,479.16	\$ 8,605.35	1.49%
MGS-S Customer 577	\$ 3,261.54	\$ 3,392.18	4.01%	\$ 9,192.35	\$ 9,323.00	1.42%
MGS-S Customer 578	\$ 1,207.01	\$ 1,291.31	6.98%	\$ 2,409.27	\$ 2,493.58	3.50%
MGS-S Customer 579	\$ 3,121.78	\$ 3,249.28	4.08%	\$ 8,675.30	\$ 8,802.80	1.47%
MGS-S Customer 580	\$ 2,829.62	\$ 2,950.53	4.27%	\$ 7,754.07	\$ 7,874.98	1.56%
MGS-S Customer 581	\$ 3,437.19	\$ 3,571.79	3.92%	\$ 9,627.76	\$ 9,762.36	1.40%
MGS-S Customer 582	\$ 3,578.98	\$ 3,716.80	3.85%	\$ 10,359.50	\$ 10,497.32	1.33%
MGS-S Customer 583	\$ 3,822.02	\$ 3,965.31	3.75%	\$ 11,028.95	\$ 11,172.23	1.30%
MGS-S Customer 584	\$ 3,060.73	\$ 3,186.85	4.12%	\$ 8,437.88	\$ 8,563.99	1.49%
MGS-S Customer 585	\$ 2,609.65	\$ 2,712.33	3.93%	\$ 7,291.86	\$ 7,394.55	1.41%
MGS-S Customer 586	\$ 2,650.63	\$ 2,754.26	3.91%	\$ 7,183.38	\$ 7,287.00	1.44%
MGS-S Customer 587	\$ 1,430.11	\$ 1,506.18	5.32%	\$ 3,497.94	\$ 3,574.01	2.17%
MGS-S Customer 588	\$ 3,920.65	\$ 4,066.18	3.71%	\$ 11,252.43	\$ 11,397.96	1.29%
MGS-S Customer 589	\$ 1,746.76	\$ 1,843.26	5.52%	\$ 4,228.82	\$ 4,325.32	2.28%
MGS-S Customer 590	\$ 3,802.14	\$ 3,945.01	3.76%	\$ 10,878.20	\$ 11,021.06	1.31%
MGS-S Customer 591	\$ 3,152.05	\$ 3,280.24	4.07%	\$ 8,617.41	\$ 8,745.59	1.49%
MGS-S Customer 592	\$ 1,289.34	\$ 1,362.29	5.66%	\$ 3,097.28	\$ 3,170.23	2.36%
MGS-S Customer 593	\$ 1,989.24	\$ 2,091.20	5.13%	\$ 4,986.92	\$ 5,088.88	2.04%
MGS-S Customer 594	\$ 1,066.66	\$ 1,134.52	6.36%	\$ 2,360.40	\$ 2,428.26	2.87%
MGS-S Customer 595	\$ 2,488.67	\$ 2,588.69	4.02%	\$ 6,942.82	\$ 7,042.85	1.44%
MGS-S Customer 596	\$ 2,439.56	\$ 2,551.66	4.60%	\$ 6,422.52	\$ 6,534.62	1.75%
MGS-S Customer 597	\$ 2,510.00	\$ 2,610.43	4.00%	\$ 7,010.20	\$ 7,110.64	1.43%

Internal Use

Customer	Distribution 8/23 Prices	Distribution 1/24 Prices	Distribution % Difference	Delivery 8/23 Prices	Delivery 1/24 Prices	Delivery % Difference
MGS-S Customer 598	\$ 950.20	\$ 1,028.71	8.26%	\$ 1,664.43	\$ 1,742.94	4.72%
MGS-S Customer 599	\$ 1,246.21	\$ 1,318.17	5.77%	\$ 3,006.61	\$ 3,078.57	2.39%
MGS-S Customer 600	\$ 11,820.51	\$ 12,145.16	2.75%	\$ 36,129.35	\$ 36,454.00	0.90%
MGS-S Customer 601	\$ 2,757.38	\$ 2,876.66	4.33%	\$ 7,374.48	\$ 7,493.76	1.62%
MGS-S Customer 602	\$ 4,881.48	\$ 5,048.57	3.42%	\$ 14,127.47	\$ 14,294.56	1.18%
MGS-S Customer 603	\$ 1,368.35	\$ 1,443.02	5.46%	\$ 3,291.81	\$ 3,366.47	2.27%
MGS-S Customer 604	\$ 2,931.72	\$ 3,054.93	4.20%	\$ 7,933.90	\$ 8,057.11	1.55%
MGS-S Customer 605	\$ 2,017.95	\$ 2,120.55	5.08%	\$ 5,048.58	\$ 5,151.18	2.03%
MGS-S Customer 606	\$ 483.84	\$ 538.56	11.31%	\$ 714.32	\$ 769.04	7.66%
MGS-S Customer 607	\$ 2,626.37	\$ 2,742.68	4.43%	\$ 6,848.22	\$ 6,964.54	1.70%
MGS-S Customer 608	\$ 1,532.19	\$ 1,623.82	5.98%	\$ 3,463.72	\$ 3,555.35	2.65%
MGS-S Customer 609	\$ 1,976.52	\$ 2,078.18	5.14%	\$ 4,909.35	\$ 5,011.01	2.07%
MGS-S Customer 610	\$ 1,788.87	\$ 1,886.30	5.45%	\$ 4,270.16	\$ 4,367.59	2.28%
MGS-S Customer 611	\$ 4,063.13	\$ 4,212.02	3.66%	\$ 11,562.22	\$ 11,711.11	1.29%
MGS-S Customer 612	\$ 1,880.60	\$ 1,980.10	5.29%	\$ 4,525.66	\$ 4,625.16	2.20%
MGS-S Customer 613	\$ 4,414.46	\$ 4,571.15	3.55%	\$ 12,860.94	\$ 13,017.63	1.22%
MGS-S Customer 614	\$ 2,394.09	\$ 2,505.29	4.64%	\$ 6,584.67	\$ 6,695.87	1.69%
MGS-S Customer 615	\$ 1,764.67	\$ 1,848.27	4.74%	\$ 4,550.93	\$ 4,634.54	1.84%
MGS-S Customer 616	\$ 633.26	\$ 704.62	11.27%	\$ 641.61	\$ 712.97	11.12%
MGS-S Customer 617	\$ 3,764.24	\$ 3,893.00	3.42%	\$ 11,314.34	\$ 11,443.10	1.14%
MGS-S Customer 618	\$ 1,881.41	\$ 1,980.92	5.29%	\$ 4,706.79	\$ 4,806.30	2.11%
MGS-S Customer 619	\$ 5,841.26	\$ 6,030.15	3.23%	\$ 17,337.16	\$ 17,526.05	1.09%
MGS-S Customer 620	\$ 1,000.46	\$ 1,080.14	7.96%	\$ 1,797.11	\$ 1,876.79	4.43%
MGS-S Customer 621	\$ 1,966.25	\$ 2,067.61	5.15%	\$ 5,064.81	\$ 5,166.17	2.00%
MGS-S Customer 622	\$ 629.76	\$ 701.04	11.32%	\$ 649.83	\$ 721.11	10.97%
MGS-S Customer 623	\$ 1,686.47	\$ 1,781.57	5.64%	\$ 3,914.14	\$ 4,009.24	2.43%
MGS-S Customer 624	\$ 2,803.20	\$ 2,923.49	4.29%	\$ 7,628.77	\$ 7,749.06	1.58%
MGS-S Customer 625	\$ 3,269.86	\$ 3,400.65	4.00%	\$ 9,023.57	\$ 9,154.36	1.45%
MGS-S Customer 626	\$ 2,154.92	\$ 2,260.60	4.90%	\$ 5,590.93	\$ 5,696.61	1.89%
MGS-S Customer 627	\$ 1,217.04	\$ 1,301.61	6.95%	\$ 2,579.36	\$ 2,663.94	3.28%
MGS-S Customer 628	\$ 1,520.57	\$ 1,598.68	5.14%	\$ 3,803.18	\$ 3,881.29	2.05%
MGS-S Customer 629	\$ 3,155.50	\$ 3,286.33	4.15%	\$ 7,794.21	\$ 7,925.04	1.68%
MGS-S Customer 630	\$ 2,072.94	\$ 2,176.77	5.01%	\$ 5,323.26	\$ 5,427.09	1.95%
MGS-S Customer 631	\$ 2,587.02	\$ 2,702.40	4.46%	\$ 6,752.40	\$ 6,867.79	1.71%
MGS-S Customer 632	\$ 20,068.43	\$ 20,578.38	2.54%	\$ 62,846.58	\$ 63,356.53	0.81%
MGS-S Customer 633	\$ 2,968.04	\$ 3,078.83	3.73%	\$ 8,448.66	\$ 8,559.45	1.31%
MGS-S Customer 634	\$ 3,232.62	\$ 3,362.58	4.02%	\$ 8,751.32	\$ 8,881.28	1.49%
MGS-S Customer 635	\$ 3,466.36	\$ 3,601.65	3.90%	\$ 9,859.35	\$ 9,994.64	1.37%
MGS-S Customer 636	\$ 4,368.22	\$ 4,523.82	3.56%	\$ 12,326.72	\$ 12,482.32	1.26%
MGS-S Customer 637	\$ 558.64	\$ 615.05	10.10%	\$ 893.48	\$ 949.89	6.31%

Internal Use

Customer	Distribution 8/23 Prices	Distribution 1/24 Prices	Distribution % Difference	Delivery 8/23 Prices	Delivery 1/24 Prices	Delivery % Difference
MGS-S Customer 638	\$ 2,308.67	\$ 2,417.82	4.73%	\$ 5,850.86	\$ 5,960.01	1.87%
MGS-S Customer 639	\$ 3,251.74	\$ 3,382.22	4.01%	\$ 9,170.63	\$ 9,301.10	1.42%
MGS-S Customer 640	\$ 1,762.59	\$ 1,859.41	5.49%	\$ 4,171.53	\$ 4,268.35	2.32%
MGS-S Customer 641	\$ 3,480.36	\$ 3,615.93	3.90%	\$ 9,809.84	\$ 9,945.41	1.38%
MGS-S Customer 642	\$ 7,062.57	\$ 7,278.99	3.06%	\$ 21,435.03	\$ 21,651.45	1.01%
MGS-S Customer 643	\$ 4,843.37	\$ 5,009.74	3.44%	\$ 14,274.62	\$ 14,440.99	1.17%
MGS-S Customer 644	\$ 3,460.43	\$ 3,582.31	3.52%	\$ 10,008.77	\$ 10,130.65	1.22%
MGS-S Customer 645	\$ 3,534.90	\$ 3,671.69	3.87%	\$ 9,928.80	\$ 10,065.59	1.38%
MGS-S Customer 646	\$ 2,993.82	\$ 3,105.16	3.72%	\$ 8,543.38	\$ 8,654.72	1.30%
MGS-S Customer 647	\$ 2,436.94	\$ 2,535.58	4.05%	\$ 6,897.65	\$ 6,996.29	1.43%
MGS-S Customer 648	\$ 1,482.63	\$ 1,573.12	6.10%	\$ 3,276.34	\$ 3,366.84	2.76%
MGS-S Customer 649	\$ 3,275.72	\$ 3,406.65	4.00%	\$ 8,926.78	\$ 9,057.71	1.47%
MGS-S Customer 650	\$ 7,664.54	\$ 7,894.65	3.00%	\$ 22,691.94	\$ 22,922.05	1.01%
MGS-S Customer 651	\$ 1,528.06	\$ 1,619.60	5.99%	\$ 3,434.53	\$ 3,526.07	2.67%
MGS-S Customer 652	\$ 1,608.97	\$ 1,702.30	5.80%	\$ 3,710.83	\$ 3,804.16	2.52%
MGS-S Customer 653	\$ 1,590.69	\$ 1,670.37	5.01%	\$ 4,014.03	\$ 4,093.71	1.99%
MGS-S Customer 654	\$ 1,690.24	\$ 1,772.18	4.85%	\$ 4,411.50	\$ 4,493.44	1.86%
MGS-S Customer 655	\$ 2,997.75	\$ 3,122.48	4.16%	\$ 8,352.72	\$ 8,477.45	1.49%
MGS-S Customer 656	\$ 2,003.42	\$ 2,105.67	5.10%	\$ 4,959.56	\$ 5,061.81	2.06%
MGS-S Customer 657	\$ 2,815.33	\$ 2,935.90	4.28%	\$ 7,625.04	\$ 7,745.61	1.58%
MGS-S Customer 658	\$ 8,185.12	\$ 8,426.74	2.95%	\$ 24,875.88	\$ 25,117.50	0.97%
MGS-S Customer 659	\$ 1,995.76	\$ 2,084.59	4.45%	\$ 5,394.76	\$ 5,483.59	1.65%
MGS-S Customer 660	\$ 2,879.90	\$ 2,988.69	3.78%	\$ 8,292.48	\$ 8,401.26	1.31%
MGS-S Customer 661	\$ 4,053.59	\$ 4,188.74	3.33%	\$ 11,901.97	\$ 12,037.12	1.14%
MGS-S Customer 662	\$ 2,752.88	\$ 2,858.80	3.85%	\$ 7,874.97	\$ 7,980.88	1.34%
MGS-S Customer 663	\$ 731.19	\$ 804.76	10.06%	\$ 955.37	\$ 1,028.94	7.70%
MGS-S Customer 664	\$ 2,075.97	\$ 2,179.86	5.00%	\$ 5,277.83	\$ 5,381.72	1.97%
MGS-S Customer 665	\$ 629.76	\$ 701.04	11.32%	\$ 670.64	\$ 741.92	10.63%
MGS-S Customer 666	\$ 1,290.04	\$ 1,376.21	6.68%	\$ 2,733.08	\$ 2,819.25	3.15%
MGS-S Customer 667	\$ 2,420.50	\$ 2,532.15	4.61%	\$ 6,367.03	\$ 6,478.69	1.75%
MGS-S Customer 668	\$ 3,146.40	\$ 3,274.39	4.07%	\$ 8,597.14	\$ 8,725.13	1.49%
MGS-S Customer 669	\$ 1,597.59	\$ 1,690.72	5.83%	\$ 3,687.61	\$ 3,780.75	2.53%
MGS-S Customer 670	\$ 629.76	\$ 701.04	11.32%	\$ 629.91	\$ 701.19	11.32%
MGS-S Customer 671	\$ 2,528.65	\$ 2,642.74	4.51%	\$ 6,687.02	\$ 6,801.12	1.71%
MGS-S Customer 672	\$ 2,900.07	\$ 3,022.55	4.22%	\$ 7,911.06	\$ 8,033.54	1.55%
MGS-S Customer 673	\$ 497.63	\$ 552.66	11.06%	\$ 626.03	\$ 681.06	8.79%
MGS-S Customer 674	\$ 13,564.80	\$ 13,928.07	2.68%	\$ 42,444.51	\$ 42,807.78	0.86%
MGS-S Customer 675	\$ 1,873.06	\$ 1,972.40	5.30%	\$ 4,543.35	\$ 4,642.68	2.19%
MGS-S Customer 676	\$ 629.76	\$ 701.04	11.32%	\$ 787.86	\$ 859.14	9.05%
MGS-S Customer 677	\$ 1,525.71	\$ 1,603.93	5.13%	\$ 3,779.90	\$ 3,858.13	2.07%

Internal Use

Customer	Distribution 8/23 Prices	Distribution 1/24 Prices	Distribution % Difference	Delivery 8/23 Prices	Delivery 1/24 Prices	Delivery % Difference
MGS-S Customer 678	\$ 2,111.64	\$ 2,203.09	4.33%	\$ 5,730.67	\$ 5,822.12	1.60%
MGS-S Customer 679	\$ 3,787.98	\$ 3,930.74	3.77%	\$ 10,965.63	\$ 11,108.39	1.30%
MGS-S Customer 680	\$ 980.34	\$ 1,046.30	6.73%	\$ 2,204.52	\$ 2,270.48	2.99%
MGS-S Customer 681	\$ 3,090.89	\$ 3,217.69	4.10%	\$ 8,535.38	\$ 8,662.18	1.49%
MGS-S Customer 682	\$ 6,369.44	\$ 6,570.31	3.15%	\$ 19,263.80	\$ 19,464.67	1.04%
MGS-S Customer 683	\$ 17,431.76	\$ 17,896.02	2.66%	\$ 48,281.26	\$ 48,745.52	0.96%
MGS-S Customer 684	\$ 2,068.81	\$ 2,159.32	4.37%	\$ 5,624.16	\$ 5,714.67	1.61%
MGS-S Customer 685	\$ 7,065.74	\$ 7,282.33	3.07%	\$ 21,605.76	\$ 21,822.35	1.00%
MGS-S Customer 686	\$ 4,188.84	\$ 4,340.67	3.62%	\$ 15,177.49	\$ 15,329.32	1.00%
MGS-S Customer 687	\$ 1,548.80	\$ 1,627.55	5.08%	\$ 3,866.84	\$ 3,945.60	2.04%
MGS-S Customer 688	\$ 3,191.12	\$ 3,320.21	4.05%	\$ 8,764.40	\$ 8,893.49	1.47%
MGS-S Customer 689	\$ 2,192.61	\$ 2,299.16	4.86%	\$ 5,469.65	\$ 5,576.21	1.95%
MGS-S Customer 690	\$ 4,287.38	\$ 4,441.16	3.59%	\$ 12,249.27	\$ 12,403.05	1.26%
MGS-S Customer 691	\$ 4,112.30	\$ 4,248.91	3.32%	\$ 12,123.03	\$ 12,259.64	1.13%
MGS-S Customer 692	\$ 1,861.04	\$ 1,946.85	4.61%	\$ 4,954.27	\$ 5,040.07	1.73%
MGS-S Customer 693	\$ 2,311.92	\$ 2,407.88	4.15%	\$ 6,445.58	\$ 6,541.54	1.49%
MGS-S Customer 694	\$ 832.81	\$ 908.69	9.11%	\$ 1,424.87	\$ 1,500.74	5.32%
MGS-S Customer 695	\$ 2,029.39	\$ 2,132.23	5.07%	\$ 4,963.81	\$ 5,066.65	2.07%
MGS-S Customer 696	\$ 483.84	\$ 538.56	11.31%	\$ 797.09	\$ 851.81	6.86%
MGS-S Customer 697	\$ 1,204.57	\$ 1,275.51	5.89%	\$ 2,704.66	\$ 2,775.59	2.62%
MGS-S Customer 698	\$ 1,486.17	\$ 1,563.57	5.21%	\$ 3,716.55	\$ 3,793.95	2.08%
MGS-S Customer 699	\$ 1,076.01	\$ 1,144.07	6.33%	\$ 2,449.14	\$ 2,517.21	2.78%
MGS-S Customer 700	\$ 5,002.26	\$ 5,158.92	3.13%	\$ 15,149.14	\$ 15,305.80	1.03%
MGS-S Customer 701	\$ 8,127.27	\$ 8,354.44	2.80%	\$ 25,023.74	\$ 25,250.90	0.91%
MGS-S Customer 702	\$ 2,199.14	\$ 2,305.85	4.85%	\$ 5,439.35	\$ 5,546.06	1.96%
MGS-S Customer 703	\$ 958.42	\$ 1,023.88	6.83%	\$ 2,167.21	\$ 2,232.68	3.02%
MGS-S Customer 704	\$ 1,004.15	\$ 1,070.65	6.62%	\$ 2,207.95	\$ 2,274.45	3.01%
MGS-S Customer 705	\$ 1,927.62	\$ 2,014.94	4.53%	\$ 5,197.91	\$ 5,285.23	1.68%
MGS-S Customer 706	\$ 4,773.92	\$ 4,938.67	3.45%	\$ 13,537.46	\$ 13,702.22	1.22%
MGS-S Customer 707	\$ 2,971.45	\$ 3,082.31	3.73%	\$ 8,449.66	\$ 8,560.51	1.31%
MGS-S Customer 708	\$ 1,126.40	\$ 1,208.92	7.33%	\$ 2,478.33	\$ 2,560.85	3.33%
MGS-S Customer 709	\$ 1,448.33	\$ 1,524.79	5.28%	\$ 3,450.86	\$ 3,527.32	2.22%
MGS-S Customer 710	\$ 1,841.50	\$ 1,940.14	5.36%	\$ 4,567.35	\$ 4,665.99	2.16%
MGS-S Customer 711	\$ 7,142.79	\$ 7,361.10	3.06%	\$ 20,931.96	\$ 21,150.28	1.04%
MGS-S Customer 712	\$ 6,197.01	\$ 6,393.92	3.18%	\$ 18,435.25	\$ 18,632.15	1.07%
MGS-S Customer 713	\$ 2,020.16	\$ 2,122.78	5.08%	\$ 5,027.79	\$ 5,130.41	2.04%
MGS-S Customer 714	\$ 816.00	\$ 891.49	9.25%	\$ 1,216.29	\$ 1,291.78	6.21%
MGS-S Customer 715	\$ 629.76	\$ 701.04	11.32%	\$ 629.76	\$ 701.04	11.32%
MGS-S Customer 716	\$ 2,501.79	\$ 2,602.04	4.01%	\$ 7,087.00	\$ 7,187.24	1.41%
MGS-S Customer 717	\$ 2,398.83	\$ 2,510.03	4.64%	\$ 6,199.33	\$ 6,310.53	1.79%

Internal Use

Customer	Distribution 8/23 Prices	Distribution 1/24 Prices	Distribution % Difference	Delivery 8/23 Prices	Delivery 1/24 Prices	Delivery % Difference
MGS-S Customer 718	\$ 9,882.44	\$ 10,162.56	2.83%	\$ 30,370.53	\$ 30,650.64	0.92%
MGS-S Customer 719	\$ 2,125.34	\$ 2,230.36	4.94%	\$ 5,337.99	\$ 5,443.01	1.97%
MGS-S Customer 720	\$ 1,349.41	\$ 1,423.72	5.51%	\$ 3,366.98	\$ 3,441.29	2.21%
MGS-S Customer 721	\$ 669.88	\$ 728.81	8.80%	\$ 1,159.71	\$ 1,218.64	5.08%
MGS-S Customer 722	\$ 2,292.27	\$ 2,401.07	4.75%	\$ 5,918.58	\$ 6,027.38	1.84%
MGS-S Customer 723	\$ 2,640.45	\$ 2,757.09	4.42%	\$ 7,126.54	\$ 7,243.18	1.64%
MGS-S Customer 724	\$ 1,413.52	\$ 1,502.42	6.29%	\$ 3,056.29	\$ 3,145.19	2.91%
MGS-S Customer 725	\$ 1,892.71	\$ 1,992.51	5.27%	\$ 4,744.94	\$ 4,844.73	2.10%
MGS-S Customer 726	\$ 4,431.20	\$ 4,587.97	3.54%	\$ 12,490.09	\$ 12,646.86	1.26%
MGS-S Customer 727	\$ 1,806.99	\$ 1,904.82	5.41%	\$ 4,350.70	\$ 4,448.52	2.25%
MGS-S Customer 728	\$ 2,851.98	\$ 2,973.37	4.26%	\$ 7,627.34	\$ 7,748.73	1.59%
MGS-S Customer 729	\$ 1,221.79	\$ 1,293.14	5.84%	\$ 2,919.07	\$ 2,990.42	2.44%
MGS-S Customer 730	\$ 1,923.66	\$ 2,010.84	4.53%	\$ 5,002.06	\$ 5,089.24	1.74%
MGS-S Customer 731	\$ 1,933.93	\$ 2,034.63	5.21%	\$ 4,802.80	\$ 4,903.50	2.10%
MGS-S Customer 732	\$ 2,005.97	\$ 2,108.29	5.10%	\$ 5,026.06	\$ 5,128.38	2.04%
MGS-S Customer 733	\$ 1,930.96	\$ 2,031.59	5.21%	\$ 4,784.28	\$ 4,884.91	2.10%
MGS-S Customer 734	\$ 4,030.01	\$ 4,164.76	3.34%	\$ 12,014.92	\$ 12,149.68	1.12%
MGS-S Customer 735	\$ 2,393.55	\$ 2,491.37	4.09%	\$ 6,575.58	\$ 6,673.40	1.49%
MGS-S Customer 736	\$ 848.03	\$ 910.98	7.42%	\$ 1,829.85	\$ 1,892.80	3.44%
MGS-S Customer 737	\$ 1,950.64	\$ 2,038.45	4.50%	\$ 5,167.53	\$ 5,255.34	1.70%
MGS-S Customer 738	\$ 1,210.66	\$ 1,295.02	6.97%	\$ 2,636.49	\$ 2,720.85	3.20%
MGS-S Customer 739	\$ 6,269.32	\$ 6,467.87	3.17%	\$ 18,547.44	\$ 18,746.00	1.07%
MGS-S Customer 740	\$ 2,216.85	\$ 2,310.66	4.23%	\$ 5,991.14	\$ 6,084.94	1.57%
MGS-S Customer 741	\$ 1,901.86	\$ 1,988.56	4.56%	\$ 4,981.57	\$ 5,068.27	1.74%
MGS-S Customer 742	\$ 2,392.43	\$ 2,490.21	4.09%	\$ 6,687.22	\$ 6,785.00	1.46%
MGS-S Customer 743	\$ 759.62	\$ 833.84	9.77%	\$ 1,053.02	\$ 1,127.24	7.05%
MGS-S Customer 744	\$ 5,292.97	\$ 5,469.53	3.34%	\$ 15,448.08	\$ 15,624.64	1.14%
MGS-S Customer 745	\$ 3,647.08	\$ 3,786.43	3.82%	\$ 10,241.26	\$ 10,380.60	1.36%
MGS-S Customer 746	\$ 1,767.42	\$ 1,851.10	4.73%	\$ 4,594.40	\$ 4,678.08	1.82%
MGS-S Customer 747	\$ 1,960.48	\$ 2,048.49	4.49%	\$ 5,208.66	\$ 5,296.67	1.69%
MGS-S Customer 748	\$ 4,580.08	\$ 4,727.24	3.21%	\$ 13,791.11	\$ 13,938.27	1.07%
MGS-S Customer 749	\$ 2,575.46	\$ 2,690.68	4.47%	\$ 7,079.66	\$ 7,194.89	1.63%
MGS-S Customer 750	\$ 1,540.28	\$ 1,618.82	5.10%	\$ 3,796.08	\$ 3,874.62	2.07%
MGS-S Customer 751	\$ 16,606.23	\$ 17,049.31	2.67%	\$ 47,349.81	\$ 47,792.88	0.94%
MGS-S Customer 752	\$ 5,960.16	\$ 6,138.41	2.99%	\$ 17,883.00	\$ 18,061.24	1.00%
MGS-S Customer 753	\$ 4,395.31	\$ 4,538.27	3.25%	\$ 12,939.09	\$ 13,082.05	1.10%
MGS-S Customer 754	\$ 1,172.83	\$ 1,256.37	7.12%	\$ 2,355.95	\$ 2,439.49	3.55%
MGS-S Customer 755	\$ 1,041.44	\$ 1,122.03	7.74%	\$ 1,922.12	\$ 2,002.70	4.19%
MGS-S Customer 756	\$ 1,114.59	\$ 1,183.56	6.19%	\$ 2,523.16	\$ 2,592.13	2.73%
MGS-S Customer 757	\$ 4,142.65	\$ 4,293.18	3.63%	\$ 11,960.46	\$ 12,110.99	1.26%

Customer	Distribution 8/23 Prices	Distribution 1/24 Prices	Distribution % Difference	Delivery 8/23 Prices	Delivery 1/24 Prices	Delivery % Difference
MGS-S Customer 758	\$ 4,038.89	\$ 4,186.98	3.67%	\$ 11,394.42	\$ 11,542.51	1.30%
MGS-S Customer 759	\$ 1,340.73	\$ 1,414.79	5.52%	\$ 3,266.63	\$ 3,340.69	2.27%
MGS-S Customer 760	\$ 1,737.60	\$ 1,833.89	5.54%	\$ 4,142.21	\$ 4,238.51	2.32%
MGS-S Customer 761	\$ 1,876.60	\$ 1,962.60	4.58%	\$ 4,697.18	\$ 4,783.19	1.83%
MGS-S Customer 762	\$ 1,386.24	\$ 1,461.23	5.41%	\$ 3,220.36	\$ 3,295.35	2.33%
MGS-S Customer 763	\$ 1,410.44	\$ 1,485.97	5.36%	\$ 3,272.75	\$ 3,348.28	2.31%
MGS-S Customer 764	\$ 1,372.11	\$ 1,446.78	5.44%	\$ 3,152.46	\$ 3,227.13	2.37%
MGS-S Customer 765	\$ 1,596.92	\$ 1,676.66	4.99%	\$ 3,886.18	\$ 3,965.92	2.05%
MGS-S Customer 766	\$ 1,658.69	\$ 1,739.82	4.89%	\$ 4,081.73	\$ 4,162.86	1.99%
MGS-S Customer 767	\$ 3,059.46	\$ 3,185.58	4.12%	\$ 8,235.96	\$ 8,362.09	1.53%
MGS-S Customer 768	\$ 1,314.11	\$ 1,387.53	5.59%	\$ 3,029.76	\$ 3,103.18	2.42%
MGS-S Customer 769	\$ 1,792.95	\$ 1,877.25	4.70%	\$ 4,643.00	\$ 4,727.30	1.82%
MGS-S Customer 770	\$ 1,996.55	\$ 2,098.71	5.12%	\$ 5,009.16	\$ 5,111.32	2.04%
MGS-S Customer 771	\$ 11,711.34	\$ 12,032.94	2.75%	\$ 35,337.76	\$ 35,659.36	0.91%
MGS-S Customer 772	\$ 1,968.23	\$ 2,056.43	4.48%	\$ 5,282.27	\$ 5,370.46	1.67%
MGS-S Customer 773	\$ 943.48	\$ 1,008.57	6.90%	\$ 2,034.75	\$ 2,099.84	3.20%
MGS-S Customer 774	\$ 1,500.68	\$ 1,591.62	6.06%	\$ 3,496.69	\$ 3,587.62	2.60%
MGS-S Customer 775	\$ 2,412.09	\$ 2,523.58	4.62%	\$ 6,578.76	\$ 6,690.26	1.69%
MGS-S Customer 776	\$ 4,502.11	\$ 4,660.67	3.52%	\$ 12,897.98	\$ 13,056.54	1.23%
MGS-S Customer 777	\$ 1,090.31	\$ 1,171.99	7.49%	\$ 2,125.31	\$ 2,206.99	3.84%
MGS-S Customer 778	\$ 2,181.51	\$ 2,288.23	4.89%	\$ 5,445.44	\$ 5,552.17	1.96%
MGS-S Customer 779	\$ 796.26	\$ 871.31	9.43%	\$ 1,185.88	\$ 1,260.93	6.33%
MGS-S Customer 780	\$ 1,415.30	\$ 1,504.33	6.29%	\$ 3,225.36	\$ 3,314.39	2.76%
MGS-S Customer 781	\$ 847.32	\$ 923.53	8.99%	\$ 1,302.30	\$ 1,378.51	5.85%
MGS-S Customer 782	\$ 1,049.77	\$ 1,130.49	7.69%	\$ 2,039.04	\$ 2,119.75	3.96%
MGS-S Customer 783	\$ 1,380.57	\$ 1,455.50	5.43%	\$ 3,334.61	\$ 3,409.54	2.25%
MGS-S Customer 784	\$ 1,611.78	\$ 1,705.19	5.80%	\$ 3,722.66	\$ 3,816.07	2.51%
MGS-S Customer 785	\$ 2,975.19	\$ 3,099.95	4.19%	\$ 7,916.47	\$ 8,041.23	1.58%
MGS-S Customer 786	\$ 2,275.38	\$ 2,383.77	4.76%	\$ 5,850.03	\$ 5,958.42	1.85%
MGS-S Customer 787	\$ 2,863.06	\$ 2,984.66	4.25%	\$ 7,643.42	\$ 7,765.01	1.59%
MGS-S Customer 788	\$ 4,400.42	\$ 4,556.76	3.55%	\$ 12,926.12	\$ 13,082.46	1.21%
MGS-S Customer 789	\$ 3,968.05	\$ 4,101.40	3.36%	\$ 11,877.95	\$ 12,011.29	1.12%
MGS-S Customer 790	\$ 1,610.06	\$ 1,690.20	4.98%	\$ 3,995.74	\$ 4,075.88	2.01%
MGS-S Customer 791	\$ 6,867.88	\$ 7,079.93	3.09%	\$ 20,921.72	\$ 21,133.77	1.01%
MGS-S Customer 792	\$ 2,516.45	\$ 2,617.04	4.00%	\$ 7,047.35	\$ 7,147.94	1.43%
MGS-S Customer 793	\$ 2,872.41	\$ 2,994.19	4.24%	\$ 7,679.22	\$ 7,801.00	1.59%
MGS-S Customer 794	\$ 864.48	\$ 927.81	7.33%	\$ 1,717.73	\$ 1,781.06	3.69%
MGS-S Customer 795	\$ 17,384.84	\$ 17,833.95	2.58%	\$ 54,881.91	\$ 55,331.02	0.82%
MGS-S Customer 796	\$ 4,649.67	\$ 4,811.58	3.48%	\$ 13,460.80	\$ 13,622.71	1.20%
MGS-S Customer 797	\$ 5,234.21	\$ 5,409.45	3.35%	\$ 15,543.17	\$ 15,718.41	1.13%

Internal Use

Customer	Distribution 8/23 Prices	Distribution 1/24 Prices	Distribution % Difference	Delivery 8/23 Prices	Delivery 1/24 Prices	Delivery % Difference
MGS-S Customer 798	\$ 3,931.59	\$ 4,077.36	3.71%	\$ 11,441.30	\$ 11,587.07	1.27%
MGS-S Customer 799	\$ 1,805.24	\$ 1,903.03	5.42%	\$ 4,390.50	\$ 4,488.30	2.23%
MGS-S Customer 800	\$ 1,797.61	\$ 1,881.97	4.69%	\$ 4,633.16	\$ 4,717.52	1.82%
MGS-S Customer 801	\$ 4,368.21	\$ 4,523.77	3.56%	\$ 12,631.95	\$ 12,787.52	1.23%
MGS-S Customer 802	\$ 2,207.29	\$ 2,314.18	4.84%	\$ 5,590.54	\$ 5,697.43	1.91%
MGS-S Customer 803	\$ 1,419.73	\$ 1,495.53	5.34%	\$ 3,484.30	\$ 3,560.10	2.18%
MGS-S Customer 804	\$ 10,909.31	\$ 11,212.34	2.78%	\$ 31,900.06	\$ 32,203.08	0.95%
MGS-S Customer 805	\$ 629.76	\$ 701.04	11.32%	\$ 910.30	\$ 981.58	7.83%
MGS-S Customer 806	\$ 1,034.48	\$ 1,114.89	7.77%	\$ 1,917.53	\$ 1,997.95	4.19%
MGS-S Customer 807	\$ 3,150.03	\$ 3,278.16	4.07%	\$ 8,721.36	\$ 8,849.49	1.47%
MGS-S Customer 808	\$ 2,704.21	\$ 2,822.33	4.37%	\$ 7,168.25	\$ 7,286.37	1.65%
MGS-S Customer 809	\$ 2,403.45	\$ 2,514.75	4.63%	\$ 6,300.22	\$ 6,411.52	1.77%
MGS-S Customer 810	\$ 483.84	\$ 538.56	11.31%	\$ 811.26	\$ 865.98	6.75%
MGS-S Customer 811	\$ 2,085.24	\$ 2,189.36	4.99%	\$ 5,295.41	\$ 5,399.53	1.97%
MGS-S Customer 812	\$ 3,130.10	\$ 3,244.55	3.66%	\$ 8,983.27	\$ 9,097.72	1.27%
MGS-S Customer 813	\$ 2,489.75	\$ 2,602.99	4.55%	\$ 6,619.48	\$ 6,732.72	1.71%
MGS-S Customer 814	\$ 10,331.38	\$ 10,622.49	2.82%	\$ 31,439.92	\$ 31,731.02	0.93%
MGS-S Customer 815	\$ 2,813.44	\$ 2,933.97	4.28%	\$ 7,614.07	\$ 7,734.61	1.58%
MGS-S Customer 816	\$ 7,576.90	\$ 7,804.94	3.01%	\$ 23,430.46	\$ 23,658.51	0.97%
MGS-S Customer 817	\$ 1,313.97	\$ 1,400.71	6.60%	\$ 2,839.06	\$ 2,925.80	3.06%
MGS-S Customer 818	\$ 1,646.68	\$ 1,740.91	5.72%	\$ 4,024.10	\$ 4,118.33	2.34%
MGS-S Customer 819	\$ 1,138.85	\$ 1,221.62	7.27%	\$ 2,326.41	\$ 2,409.18	3.56%
MGS-S Customer 820	\$ 1,040.94	\$ 1,121.51	7.74%	\$ 2,005.45	\$ 2,086.02	4.02%
MGS-S Customer 821	\$ 2,040.61	\$ 2,145.19	5.12%	\$ 4,840.22	\$ 4,944.80	2.16%
MGS-S Customer 822	\$ 2,294.05	\$ 2,389.63	4.17%	\$ 6,283.42	\$ 6,379.00	1.52%
MGS-S Customer 823	\$ 1,233.10	\$ 1,317.99	6.88%	\$ 2,545.30	\$ 2,630.20	3.34%
MGS-S Customer 824	\$ 1,966.35	\$ 2,054.50	4.48%	\$ 5,159.00	\$ 5,247.15	1.71%
MGS-S Customer 825	\$ 1,441.22	\$ 1,517.55	5.30%	\$ 3,641.67	\$ 3,718.00	2.10%
MGS-S Customer 826	\$ 1,164.75	\$ 1,248.14	7.16%	\$ 2,347.62	\$ 2,431.01	3.55%
MGS-S Customer 827	\$ 3,281.09	\$ 3,398.95	3.59%	\$ 9,531.15	\$ 9,649.00	1.24%
MGS-S Customer 828	\$ 2,556.29	\$ 2,671.04	4.49%	\$ 6,877.14	\$ 6,991.89	1.67%
MGS-S Customer 829	\$ 2,444.54	\$ 2,543.53	4.05%	\$ 6,902.81	\$ 7,001.80	1.43%
MGS-S Customer 830	\$ 2,432.84	\$ 2,531.54	4.06%	\$ 6,710.24	\$ 6,808.94	1.47%
MGS-S Customer 831	\$ 2,634.15	\$ 2,750.66	4.42%	\$ 7,068.58	\$ 7,185.09	1.65%
MGS-S Customer 832	\$ 2,279.42	\$ 2,374.65	4.18%	\$ 6,228.05	\$ 6,323.28	1.53%
MGS-S Customer 833	\$ 5,081.73	\$ 5,240.24	3.12%	\$ 15,571.67	\$ 15,730.17	1.02%
MGS-S Customer 834	\$ 3,116.46	\$ 3,230.60	3.66%	\$ 8,948.48	\$ 9,062.61	1.28%
MGS-S Customer 835	\$ 2,197.98	\$ 2,304.63	4.85%	\$ 5,652.74	\$ 5,759.39	1.89%
MGS-S Customer 836	\$ 1,867.81	\$ 1,953.75	4.60%	\$ 4,942.93	\$ 5,028.87	1.74%
MGS-S Customer 837	\$ 1,560.74	\$ 1,639.75	5.06%	\$ 3,912.78	\$ 3,991.79	2.02%

Internal Use

Customer	Distribution 8/23 Prices	Distribution 1/24 Prices	Distribution % Difference	Delivery 8/23 Prices	Delivery 1/24 Prices	Delivery % Difference
MGS-S Customer 838	\$ 3,941.64	\$ 4,087.65	3.70%	\$ 11,576.80	\$ 11,722.81	1.26%
MGS-S Customer 839	\$ 5,126.31	\$ 5,299.09	3.37%	\$ 14,573.26	\$ 14,746.05	1.19%
MGS-S Customer 840	\$ 2,205.23	\$ 2,312.05	4.84%	\$ 5,542.69	\$ 5,649.51	1.93%
MGS-S Customer 841	\$ 14,831.85	\$ 15,224.13	2.64%	\$ 45,082.47	\$ 45,474.75	0.87%
MGS-S Customer 842	\$ 7,821.98	\$ 8,055.64	2.99%	\$ 23,474.97	\$ 23,708.63	1.00%
MGS-S Customer 843	\$ 1,629.35	\$ 1,709.91	4.94%	\$ 4,172.41	\$ 4,252.97	1.93%
MGS-S Customer 844	\$ 3,755.86	\$ 3,897.66	3.78%	\$ 10,641.11	\$ 10,782.91	1.33%
MGS-S Customer 845	\$ 1,647.36	\$ 1,741.58	5.72%	\$ 3,896.30	\$ 3,990.52	2.42%
MGS-S Customer 846	\$ 9,257.71	\$ 9,522.88	2.86%	\$ 27,028.56	\$ 27,293.73	0.98%
MGS-S Customer 847	\$ 2,564.15	\$ 2,679.10	4.48%	\$ 6,648.81	\$ 6,763.76	1.73%
MGS-S Customer 848	\$ 1,816.20	\$ 1,901.03	4.67%	\$ 4,790.75	\$ 4,875.58	1.77%
MGS-S Customer 849	\$ 1,647.72	\$ 1,741.96	5.72%	\$ 3,880.76	\$ 3,975.01	2.43%
MGS-S Customer 850	\$ 1,595.54	\$ 1,688.68	5.84%	\$ 3,798.63	\$ 3,891.76	2.45%
MGS-S Customer 851	\$ 7,359.15	\$ 7,584.37	3.06%	\$ 20,920.60	\$ 21,145.82	1.08%
MGS-S Customer 852	\$ 2,592.26	\$ 2,707.80	4.46%	\$ 6,951.06	\$ 7,066.60	1.66%
MGS-S Customer 853	\$ 2,910.33	\$ 3,019.74	3.76%	\$ 8,195.16	\$ 8,304.57	1.34%
MGS-S Customer 854	\$ 6,748.58	\$ 6,957.86	3.10%	\$ 19,850.73	\$ 20,060.01	1.05%
MGS-S Customer 855	\$ 2,531.16	\$ 2,632.07	3.99%	\$ 7,240.64	\$ 7,341.54	1.39%
MGS-S Customer 856	\$ 3,418.70	\$ 3,539.66	3.54%	\$ 10,054.25	\$ 10,175.21	1.20%
MGS-S Customer 857	\$ 2,847.38	\$ 2,968.61	4.26%	\$ 7,556.02	\$ 7,677.24	1.60%
MGS-S Customer 858	\$ 2,224.44	\$ 2,331.72	4.82%	\$ 5,708.32	\$ 5,815.60	1.88%
MGS-S Customer 859	\$ 1,752.85	\$ 1,836.17	4.75%	\$ 4,463.05	\$ 4,546.36	1.87%
MGS-S Customer 860	\$ 1,981.48	\$ 2,083.23	5.14%	\$ 4,942.35	\$ 5,044.10	2.06%
MGS-S Customer 861	\$ 1,452.79	\$ 1,529.36	5.27%	\$ 3,572.93	\$ 3,649.50	2.14%
MGS-S Customer 862	\$ 1,702.94	\$ 1,785.13	4.83%	\$ 4,362.95	\$ 4,445.14	1.88%
MGS-S Customer 863	\$ 1,502.87	\$ 1,593.86	6.05%	\$ 3,437.13	\$ 3,528.11	2.65%
MGS-S Customer 864	\$ 1,528.53	\$ 1,606.80	5.12%	\$ 3,762.88	\$ 3,841.15	2.08%
MGS-S Customer 865	\$ 2,102.27	\$ 2,193.46	4.34%	\$ 5,605.77	\$ 5,696.96	1.63%
MGS-S Customer 866	\$ 6,100.22	\$ 6,294.91	3.19%	\$ 18,269.09	\$ 18,463.78	1.07%
MGS-S Customer 867	\$ 1,743.13	\$ 1,826.24	4.77%	\$ 4,416.37	\$ 4,499.49	1.88%
MGS-S Customer 868	\$ 5,921.00	\$ 6,111.64	3.22%	\$ 17,311.06	\$ 17,501.71	1.10%
MGS-S Customer 869	\$ 1,315.52	\$ 1,388.99	5.58%	\$ 3,096.42	\$ 3,169.89	2.37%
MGS-S Customer 870	\$ 3,097.96	\$ 3,224.83	4.10%	\$ 8,514.44	\$ 8,641.31	1.49%
MGS-S Customer 871	\$ 1,533.20	\$ 1,611.59	5.11%	\$ 3,745.18	\$ 3,823.57	2.09%
MGS-S Customer 872	\$ 1,643.49	\$ 1,724.31	4.92%	\$ 4,068.01	\$ 4,148.84	1.99%
MGS-S Customer 873	\$ 2,454.07	\$ 2,553.21	4.04%	\$ 6,769.89	\$ 6,869.03	1.46%
MGS-S Customer 874	\$ 2,681.11	\$ 2,785.41	3.89%	\$ 7,609.74	\$ 7,714.04	1.37%
MGS-S Customer 875	\$ 1,519.94	\$ 1,598.02	5.14%	\$ 3,722.09	\$ 3,800.17	2.10%
MGS-S Customer 876	\$ 3,159.90	\$ 3,288.23	4.06%	\$ 8,750.60	\$ 8,878.93	1.47%
MGS-S Customer 877	\$ 1,438.14	\$ 1,527.66	6.22%	\$ 3,223.52	\$ 3,313.04	2.78%

Internal Use

Customer	Distribution 8/23 Prices	Distribution 1/24 Prices	Distribution % Difference	Delivery 8/23 Prices	Delivery 1/24 Prices	Delivery % Difference
MGS-S Customer 878	\$ 2,592.75	\$ 2,695.05	3.95%	\$ 7,240.14	\$ 7,342.45	1.41%
MGS-S Customer 879	\$ 1,426.33	\$ 1,515.57	6.26%	\$ 3,132.83	\$ 3,222.07	2.85%
MGS-S Customer 880	\$ 1,506.29	\$ 1,584.08	5.16%	\$ 3,799.37	\$ 3,877.16	2.05%
MGS-S Customer 881	\$ 1,783.95	\$ 1,881.25	5.45%	\$ 4,233.12	\$ 4,330.42	2.30%
MGS-S Customer 882	\$ 4,110.95	\$ 4,247.52	3.32%	\$ 12,162.34	\$ 12,298.92	1.12%
MGS-S Customer 883	\$ 1,307.71	\$ 1,381.07	5.61%	\$ 3,424.11	\$ 3,497.48	2.14%
MGS-S Customer 884	\$ 5,426.97	\$ 5,593.27	3.06%	\$ 16,487.19	\$ 16,653.49	1.01%
MGS-S Customer 885	\$ 3,017.02	\$ 3,128.92	3.71%	\$ 8,730.61	\$ 8,842.50	1.28%
MGS-S Customer 886	\$ 1,786.80	\$ 1,870.94	4.71%	\$ 4,675.33	\$ 4,759.47	1.80%
MGS-S Customer 887	\$ 2,974.37	\$ 3,098.58	4.18%	\$ 8,028.90	\$ 8,153.11	1.55%
MGS-S Customer 888	\$ 1,516.32	\$ 1,607.62	6.02%	\$ 3,390.46	\$ 3,481.76	2.69%
MGS-S Customer 889	\$ 1,643.40	\$ 1,724.29	4.92%	\$ 4,185.91	\$ 4,266.79	1.93%
MGS-S Customer 890	\$ 783.29	\$ 858.04	9.54%	\$ 1,134.63	\$ 1,209.38	6.59%
MGS-S Customer 891	\$ 1,863.17	\$ 1,962.27	5.32%	\$ 4,497.89	\$ 4,596.99	2.20%
MGS-S Customer 892	\$ 1,285.59	\$ 1,371.62	6.69%	\$ 2,736.92	\$ 2,822.95	3.14%
MGS-S Customer 893	\$ 1,300.74	\$ 1,373.89	5.62%	\$ 3,095.91	\$ 3,169.06	2.36%
MGS-S Customer 894	\$ 2,381.08	\$ 2,491.88	4.65%	\$ 6,309.62	\$ 6,420.42	1.76%
MGS-S Customer 895	\$ 2,879.57	\$ 3,001.61	4.24%	\$ 7,921.65	\$ 8,043.68	1.54%
MGS-S Customer 896	\$ 2,120.71	\$ 2,212.38	4.32%	\$ 5,697.52	\$ 5,789.19	1.61%
MGS-S Customer 897	\$ 4,865.53	\$ 5,031.91	3.42%	\$ 13,214.32	\$ 13,380.69	1.26%
MGS-S Customer 898	\$ 2,356.15	\$ 2,453.11	4.12%	\$ 6,607.53	\$ 6,704.49	1.47%
MGS-S Customer 899	\$ 1,411.93	\$ 1,500.88	6.30%	\$ 3,139.66	\$ 3,228.61	2.83%
MGS-S Customer 900	\$ 1,818.40	\$ 1,916.52	5.40%	\$ 4,329.65	\$ 4,427.76	2.27%
MGS-S Customer 901	\$ 1,172.52	\$ 1,242.78	5.99%	\$ 2,696.21	\$ 2,766.47	2.61%
MGS-S Customer 902	\$ 2,567.60	\$ 2,669.35	3.96%	\$ 7,054.77	\$ 7,156.53	1.44%
MGS-S Customer 903	\$ 5,177.71	\$ 5,351.54	3.36%	\$ 14,902.42	\$ 15,076.25	1.17%
MGS-S Customer 904	\$ 5,887.75	\$ 6,077.68	3.23%	\$ 17,740.45	\$ 17,930.38	1.07%
MGS-S Customer 905	\$ 6,418.07	\$ 6,606.56	2.94%	\$ 19,521.18	\$ 19,709.67	0.97%
MGS-S Customer 906	\$ 5,608.19	\$ 5,791.83	3.27%	\$ 16,771.63	\$ 16,955.26	1.09%
MGS-S Customer 907	\$ 1,639.06	\$ 1,719.77	4.92%	\$ 4,047.39	\$ 4,128.09	1.99%
MGS-S Customer 908	\$ 2,040.66	\$ 2,143.78	5.05%	\$ 5,131.16	\$ 5,234.28	2.01%
MGS-S Customer 909	\$ 1,810.46	\$ 1,908.38	5.41%	\$ 4,430.46	\$ 4,528.37	2.21%
MGS-S Customer 910	\$ 1,907.00	\$ 2,007.10	5.25%	\$ 4,653.97	\$ 4,754.07	2.15%
MGS-S Customer 911	\$ 3,548.37	\$ 3,672.31	3.49%	\$ 10,335.64	\$ 10,459.58	1.20%
MGS-S Customer 912	\$ 1,905.80	\$ 2,005.92	5.25%	\$ 4,747.31	\$ 4,847.43	2.11%
MGS-S Customer 913	\$ 1,834.61	\$ 1,933.00	5.36%	\$ 4,359.76	\$ 4,458.15	2.26%
MGS-S Customer 914	\$ 1,538.71	\$ 1,617.22	5.10%	\$ 3,843.33	\$ 3,921.85	2.04%
MGS-S Customer 915	\$ 1,690.09	\$ 1,772.02	4.85%	\$ 4,377.25	\$ 4,459.18	1.87%
MGS-S Customer 916	\$ 3,461.64	\$ 3,583.59	3.52%	\$ 10,124.54	\$ 10,246.49	1.20%
MGS-S Customer 917	\$ 1,373.77	\$ 1,448.52	5.44%	\$ 3,214.88	\$ 3,289.63	2.33%

Internal Use

Customer	Distribution 8/23 Prices	Distribution 1/24 Prices	Distribution % Difference	Delivery 8/23 Prices	Delivery 1/24 Prices	Delivery % Difference
MGS-S Customer 918	\$ 11,687.13	\$ 12,008.21	2.75%	\$ 35,881.72	\$ 36,202.79	0.89%
MGS-S Customer 919	\$ 1,763.87	\$ 1,847.38	4.73%	\$ 4,443.92	\$ 4,527.43	1.88%
MGS-S Customer 920	\$ 3,044.17	\$ 3,169.91	4.13%	\$ 8,245.06	\$ 8,370.80	1.53%
MGS-S Customer 921	\$ 1,028.22	\$ 1,095.23	6.52%	\$ 2,368.63	\$ 2,435.64	2.83%
MGS-S Customer 922	\$ 921.33	\$ 985.88	7.01%	\$ 1,813.61	\$ 1,878.17	3.56%
MGS-S Customer 923	\$ 982.13	\$ 1,048.06	6.71%	\$ 2,003.24	\$ 2,069.16	3.29%
MGS-S Customer 924	\$ 1,150.37	\$ 1,220.08	6.06%	\$ 2,513.37	\$ 2,583.07	2.77%
MGS-S Customer 925	\$ 915.26	\$ 979.67	7.04%	\$ 1,789.18	\$ 1,853.59	3.60%
MGS-S Customer 926	\$ 994.71	\$ 1,060.90	6.65%	\$ 2,029.65	\$ 2,095.84	3.26%
MGS-S Customer 927	\$ 1,506.95	\$ 1,598.01	6.04%	\$ 3,415.87	\$ 3,506.94	2.67%
MGS-S Customer 928	\$ 1,288.58	\$ 1,361.44	5.65%	\$ 3,020.96	\$ 3,093.83	2.41%
MGS-S Customer 929	\$ 3,683.07	\$ 3,823.22	3.81%	\$ 10,369.60	\$ 10,509.75	1.35%
MGS-S Customer 930	\$ 3,798.04	\$ 3,940.75	3.76%	\$ 10,675.92	\$ 10,818.63	1.34%
MGS-S Customer 931	\$ 2,743.29	\$ 2,862.25	4.34%	\$ 7,367.84	\$ 7,486.79	1.61%
MGS-S Customer 932	\$ 1,287.16	\$ 1,373.23	6.69%	\$ 2,802.90	\$ 2,888.97	3.07%
MGS-S Customer 933	\$ 3,512.59	\$ 3,648.85	3.88%	\$ 9,782.33	\$ 9,918.59	1.39%
MGS-S Customer 934	\$ 2,516.84	\$ 2,630.69	4.52%	\$ 6,672.89	\$ 6,786.74	1.71%
MGS-S Customer 935	\$ 2,342.73	\$ 2,439.40	4.13%	\$ 6,444.09	\$ 6,540.76	1.50%
MGS-S Customer 936	\$ 4,741.81	\$ 4,905.88	3.46%	\$ 13,440.44	\$ 13,604.51	1.22%
MGS-S Customer 937	\$ 1,784.88	\$ 1,868.94	4.71%	\$ 4,583.52	\$ 4,667.57	1.83%
MGS-S Customer 938	\$ 2,013.57	\$ 2,116.05	5.09%	\$ 5,012.49	\$ 5,114.98	2.04%
MGS-S Customer 939	\$ 4,337.46	\$ 4,492.43	3.57%	\$ 12,528.52	\$ 12,683.50	1.24%
MGS-S Customer 940	\$ 1,822.87	\$ 1,921.07	5.39%	\$ 4,432.78	\$ 4,530.97	2.22%
MGS-S Customer 941	\$ 4,330.25	\$ 4,485.03	3.57%	\$ 11,917.24	\$ 12,072.02	1.30%
MGS-S Customer 942	\$ 4,814.69	\$ 4,980.39	3.44%	\$ 13,386.47	\$ 13,552.17	1.24%
MGS-S Customer 943	\$ 5,793.62	\$ 5,981.36	3.24%	\$ 16,362.79	\$ 16,550.54	1.15%
MGS-S Customer 944	\$ 2,462.59	\$ 2,575.22	4.57%	\$ 6,441.19	\$ 6,553.82	1.75%
MGS-S Customer 945	\$ 8,398.95	\$ 8,645.57	2.94%	\$ 25,821.91	\$ 26,068.53	0.96%
MGS-S Customer 946	\$ 2,359.84	\$ 2,470.16	4.67%	\$ 6,252.01	\$ 6,362.33	1.76%
MGS-S Customer 947	\$ 4,267.22	\$ 4,420.46	3.59%	\$ 12,034.64	\$ 12,187.88	1.27%
MGS-S Customer 948	\$ 1,901.91	\$ 2,002.54	5.29%	\$ 4,490.50	\$ 4,591.13	2.24%
MGS-S Customer 949	\$ 3,371.53	\$ 3,491.40	3.56%	\$ 9,956.56	\$ 10,076.43	1.20%
MGS-S Customer 950	\$ 756.86	\$ 831.01	9.80%	\$ 1,049.02	\$ 1,123.17	7.07%
MGS-S Customer 951	\$ 1,445.34	\$ 1,521.77	5.29%	\$ 3,576.07	\$ 3,652.49	2.14%
MGS-S Customer 952	\$ 2,594.36	\$ 2,696.72	3.95%	\$ 7,273.91	\$ 7,376.27	1.41%
MGS-S Customer 953	\$ 2,573.13	\$ 2,674.99	3.96%	\$ 7,245.80	\$ 7,347.67	1.41%
MGS-S Customer 954	\$ 2,104.20	\$ 2,195.48	4.34%	\$ 5,708.21	\$ 5,799.50	1.60%
MGS-S Customer 955	\$ 2,770.57	\$ 2,876.89	3.84%	\$ 7,808.29	\$ 7,914.61	1.36%
MGS-S Customer 956	\$ 2,481.89	\$ 2,594.95	4.56%	\$ 6,538.80	\$ 6,651.86	1.73%
MGS-S Customer 957	\$ 3,755.73	\$ 3,884.27	3.42%	\$ 10,880.58	\$ 11,009.11	1.18%

Internal Use

Customer	Distribution 8/23 Prices	Distribution 1/24 Prices	Distribution % Difference	Delivery 8/23 Prices	Delivery 1/24 Prices	Delivery % Difference
MGS-S Customer 958	\$ 5,803.59	\$ 5,991.63	3.24%	\$ 17,526.22	\$ 17,714.26	1.07%
MGS-S Customer 959	\$ 3,505.91	\$ 3,642.05	3.88%	\$ 10,028.02	\$ 10,164.17	1.36%
MGS-S Customer 960	\$ 2,839.15	\$ 2,960.31	4.27%	\$ 7,510.17	\$ 7,631.34	1.61%
MGS-S Customer 961	\$ 5,885.15	\$ 6,074.97	3.23%	\$ 17,365.04	\$ 17,554.87	1.09%
MGS-S Customer 962	\$ 1,194.12	\$ 1,264.83	5.92%	\$ 2,768.75	\$ 2,839.46	2.55%
MGS-S Customer 963	\$ 2,028.71	\$ 2,131.54	5.07%	\$ 5,045.85	\$ 5,148.68	2.04%
MGS-S Customer 964	\$ 1,397.27	\$ 1,485.87	6.34%	\$ 3,079.99	\$ 3,168.59	2.88%
MGS-S Customer 965	\$ 2,360.92	\$ 2,471.22	4.67%	\$ 6,138.01	\$ 6,248.31	1.80%
MGS-S Customer 966	\$ 1,893.34	\$ 1,993.13	5.27%	\$ 4,630.69	\$ 4,730.47	2.15%
MGS-S Customer 967	\$ 2,130.63	\$ 2,235.77	4.93%	\$ 5,416.66	\$ 5,521.80	1.94%
MGS-S Customer 968	\$ 2,315.24	\$ 2,411.32	4.15%	\$ 6,390.20	\$ 6,486.29	1.50%
MGS-S Customer 969	\$ 9,129.90	\$ 9,393.57	2.89%	\$ 27,195.65	\$ 27,459.32	0.97%
MGS-S Customer 970	\$ 627.70	\$ 685.67	9.24%	\$ 949.66	\$ 1,007.63	6.10%
MGS-S Customer 971	\$ 1,453.05	\$ 1,529.56	5.27%	\$ 3,435.18	\$ 3,511.70	2.23%
MGS-S Customer 972	\$ 1,441.89	\$ 1,518.15	5.29%	\$ 3,400.29	\$ 3,476.55	2.24%
MGS-S Customer 973	\$ 7,614.89	\$ 7,843.77	3.01%	\$ 23,167.45	\$ 23,396.33	0.99%
MGS-S Customer 974	\$ 1,337.78	\$ 1,411.72	5.53%	\$ 3,329.57	\$ 3,403.51	2.22%
MGS-S Customer 975	\$ 1,655.32	\$ 1,749.72	5.70%	\$ 3,905.23	\$ 3,999.63	2.42%
MGS-S Customer 976	\$ 2,430.45	\$ 2,542.33	4.60%	\$ 6,454.86	\$ 6,566.75	1.73%
MGS-S Customer 977	\$ 852.61	\$ 928.93	8.95%	\$ 1,347.96	\$ 1,424.28	5.66%
MGS-S Customer 978	\$ 6,177.99	\$ 6,373.81	3.17%	\$ 17,079.75	\$ 17,275.57	1.15%
MGS-S Customer 979	\$ 3,434.94	\$ 3,569.49	3.92%	\$ 9,664.32	\$ 9,798.88	1.39%
MGS-S Customer 980	\$ 691.68	\$ 764.36	10.51%	\$ 834.55	\$ 907.23	8.71%
MGS-S Customer 981	\$ 3,872.43	\$ 4,016.87	3.73%	\$ 11,158.66	\$ 11,303.10	1.29%
MGS-S Customer 982	\$ 1,275.08	\$ 1,347.61	5.69%	\$ 2,962.29	\$ 3,034.82	2.45%
MGS-S Customer 983	\$ 2,001.86	\$ 2,104.08	5.11%	\$ 4,914.80	\$ 5,017.03	2.08%
MGS-S Customer 984	\$ 1,666.55	\$ 1,747.96	4.88%	\$ 4,162.53	\$ 4,243.94	1.96%
MGS-S Customer 985	\$ 2,664.72	\$ 2,768.65	3.90%	\$ 7,537.96	\$ 7,641.88	1.38%
MGS-S Customer 986	\$ 7,003.54	\$ 7,218.65	3.07%	\$ 21,580.41	\$ 21,795.52	1.00%
MGS-S Customer 987	\$ 2,102.49	\$ 2,193.74	4.34%	\$ 5,720.21	\$ 5,811.47	1.60%
MGS-S Customer 988	\$ 3,572.48	\$ 3,696.90	3.48%	\$ 10,456.85	\$ 10,581.27	1.19%
MGS-S Customer 989	\$ 2,772.51	\$ 2,892.13	4.31%	\$ 7,420.37	\$ 7,540.00	1.61%
MGS-S Customer 990	\$ 1,555.17	\$ 1,647.32	5.93%	\$ 3,609.32	\$ 3,701.47	2.55%
MGS-S Customer 991	\$ 13,423.84	\$ 13,796.22	2.77%	\$ 37,464.34	\$ 37,836.73	0.99%
MGS-S Customer 992	\$ 2,708.10	\$ 2,812.96	3.87%	\$ 7,506.67	\$ 7,611.53	1.40%
MGS-S Customer 993	\$ 3,084.67	\$ 3,198.06	3.68%	\$ 8,683.15	\$ 8,796.53	1.31%
MGS-S Customer 994	\$ 5,291.21	\$ 5,467.58	3.33%	\$ 15,349.54	\$ 15,525.92	1.15%
MGS-S Customer 995	\$ 940.75	\$ 1,019.07	8.33%	\$ 1,622.89	\$ 1,701.21	4.83%
MGS-S Customer 996	\$ 895.43	\$ 959.47	7.15%	\$ 1,982.08	\$ 2,046.12	3.23%
MGS-S Customer 997	\$ 983.52	\$ 1,062.79	8.06%	\$ 1,775.01	\$ 1,854.28	4.47%

Internal Use

Customer	Distribution 8/23 Prices	Distribution 1/24 Prices	Distribution % Difference	Delivery 8/23 Prices	Delivery 1/24 Prices	Delivery % Difference
MGS-S Customer 998	\$ 1,519.91	\$ 1,598.01	5.14%	\$ 3,851.96	\$ 3,930.05	2.03%
MGS-S Customer 999	\$ 1,923.37	\$ 2,010.57	4.53%	\$ 5,150.23	\$ 5,237.43	1.69%
MGS-S Customer 1000	\$ 1,958.73	\$ 2,046.74	4.49%	\$ 5,109.98	\$ 5,197.98	1.72%
MGS-S Customer 1001	\$ 1,094.55	\$ 1,176.30	7.47%	\$ 2,273.01	\$ 2,354.76	3.60%
MGS-S Customer 1002	\$ 483.84	\$ 538.56	11.31%	\$ 612.36	\$ 667.08	8.94%
MGS-S Customer 1003	\$ 8,274.47	\$ 8,518.33	2.95%	\$ 24,781.18	\$ 25,025.05	0.98%
MGS-S Customer 1004	\$ 1,800.73	\$ 1,885.16	4.69%	\$ 4,726.75	\$ 4,811.18	1.79%
MGS-S Customer 1005	\$ 1,369.17	\$ 1,443.87	5.46%	\$ 3,343.15	\$ 3,417.85	2.23%
MGS-S Customer 1006	\$ 901.53	\$ 978.96	8.59%	\$ 1,486.33	\$ 1,563.76	5.21%
MGS-S Customer 1007	\$ 2,917.79	\$ 3,040.64	4.21%	\$ 7,803.30	\$ 7,926.16	1.57%
MGS-S Customer 1008	\$ 8,711.36	\$ 8,964.99	2.91%	\$ 27,073.31	\$ 27,326.94	0.94%
MGS-S Customer 1009	\$ 1,753.81	\$ 1,850.44	5.51%	\$ 4,198.58	\$ 4,295.21	2.30%
MGS-S Customer 1010	\$ 4,089.60	\$ 4,225.70	3.33%	\$ 12,138.27	\$ 12,274.37	1.12%
MGS-S Customer 1011	\$ 1,795.32	\$ 1,879.65	4.70%	\$ 4,636.68	\$ 4,721.01	1.82%
MGS-S Customer 1012	\$ 2,056.71	\$ 2,146.92	4.39%	\$ 5,471.26	\$ 5,561.47	1.65%
MGS-S Customer 1013	\$ 1,504.40	\$ 1,582.13	5.17%	\$ 3,680.49	\$ 3,758.21	2.11%
MGS-S Customer 1014	\$ 2,860.19	\$ 2,981.76	4.25%	\$ 7,787.22	\$ 7,908.79	1.56%
MGS-S Customer 1015	\$ 4,882.75	\$ 5,050.29	3.43%	\$ 14,342.43	\$ 14,509.97	1.17%
MGS-S Customer 1016	\$ 2,632.12	\$ 2,748.63	4.43%	\$ 7,061.27	\$ 7,177.78	1.65%
MGS-S Customer 1017	\$ 629.76	\$ 701.04	11.32%	\$ 792.60	\$ 863.88	8.99%
MGS-S Customer 1018	\$ 1,876.70	\$ 1,962.85	4.59%	\$ 4,965.62	\$ 5,051.77	1.73%
MGS-S Customer 1019	\$ 1,373.56	\$ 1,461.63	6.41%	\$ 3,129.46	\$ 3,217.53	2.81%
MGS-S Customer 1020	\$ 8,999.28	\$ 9,259.10	2.89%	\$ 26,234.96	\$ 26,494.78	0.99%
MGS-S Customer 1021	\$ 8,327.49	\$ 8,572.50	2.94%	\$ 25,924.38	\$ 26,169.39	0.95%
MGS-S Customer 1022	\$ 1,644.08	\$ 1,738.25	5.73%	\$ 3,882.07	\$ 3,976.24	2.43%
MGS-S Customer 1023	\$ 1,582.91	\$ 1,662.41	5.02%	\$ 3,957.76	\$ 4,037.27	2.01%
MGS-S Customer 1024	\$ 2,325.87	\$ 2,422.15	4.14%	\$ 6,354.63	\$ 6,450.91	1.52%
MGS-S Customer 1025	\$ 2,727.04	\$ 2,832.37	3.86%	\$ 7,661.42	\$ 7,766.74	1.37%
MGS-S Customer 1026	\$ 1,947.26	\$ 2,048.36	5.19%	\$ 4,911.03	\$ 5,012.13	2.06%
MGS-S Customer 1027	\$ 1,994.98	\$ 2,097.06	5.12%	\$ 4,992.06	\$ 5,094.15	2.05%
MGS-S Customer 1028	\$ 629.76	\$ 701.04	11.32%	\$ 642.25	\$ 713.53	11.10%
MGS-S Customer 1029	\$ 6,688.73	\$ 6,883.46	2.91%	\$ 20,228.76	\$ 20,423.49	0.96%
MGS-S Customer 1030	\$ 1,793.43	\$ 1,877.69	4.70%	\$ 4,688.95	\$ 4,773.20	1.80%
MGS-S Customer 1031	\$ 3,573.91	\$ 3,698.36	3.48%	\$ 10,451.67	\$ 10,576.13	1.19%
MGS-S Customer 1032	\$ 20,225.84	\$ 20,739.20	2.54%	\$ 64,228.27	\$ 64,741.63	0.80%
MGS-S Customer 1033	\$ 4,262.66	\$ 4,415.94	3.60%	\$ 12,237.22	\$ 12,390.50	1.25%
MGS-S Customer 1034	\$ 1,082.61	\$ 1,150.85	6.30%	\$ 2,452.93	\$ 2,521.18	2.78%
MGS-S Customer 1035	\$ 1,814.06	\$ 1,898.71	4.67%	\$ 4,650.13	\$ 4,734.78	1.82%
MGS-S Customer 1036	\$ 1,285.21	\$ 1,357.98	5.66%	\$ 2,953.63	\$ 3,026.39	2.46%
MGS-S Customer 1037	\$ 1,892.40	\$ 1,978.83	4.57%	\$ 4,873.31	\$ 4,959.74	1.77%

Internal Use

Customer	Distribution 8/23 Prices	Distribution 1/24 Prices	Distribution % Difference	Delivery 8/23 Prices	Delivery 1/24 Prices	Delivery % Difference
MGS-S Customer 1038	\$ 2,017.76	\$ 2,107.05	4.43%	\$ 5,305.75	\$ 5,395.03	1.68%
MGS-S Customer 1039	\$ 3,507.11	\$ 3,629.99	3.50%	\$ 10,216.82	\$ 10,339.70	1.20%
MGS-S Customer 1040	\$ 3,573.79	\$ 3,698.21	3.48%	\$ 10,333.93	\$ 10,458.35	1.20%
MGS-S Customer 1041	\$ 3,261.99	\$ 3,379.37	3.60%	\$ 9,438.49	\$ 9,555.87	1.24%
MGS-S Customer 1042	\$ 2,915.99	\$ 3,038.87	4.21%	\$ 7,895.51	\$ 8,018.40	1.56%
MGS-S Customer 1043	\$ 1,366.83	\$ 1,454.78	6.43%	\$ 3,067.35	\$ 3,155.30	2.87%
MGS-S Customer 1044	\$ 1,167.81	\$ 1,251.22	7.14%	\$ 2,300.26	\$ 2,383.68	3.63%
MGS-S Customer 1045	\$ 1,066.67	\$ 1,147.82	7.61%	\$ 2,055.90	\$ 2,137.05	3.95%
MGS-S Customer 1046	\$ 10,102.26	\$ 10,387.30	2.82%	\$ 30,529.11	\$ 30,814.16	0.93%
MGS-S Customer 1047	\$ 2,165.92	\$ 2,273.28	4.96%	\$ 5,018.85	\$ 5,126.21	2.14%
MGS-S Customer 1048	\$ 15,826.65	\$ 16,240.62	2.62%	\$ 48,726.71	\$ 49,140.69	0.85%
MGS-S Customer 1049	\$ 1,629.54	\$ 1,710.09	4.94%	\$ 4,171.42	\$ 4,251.98	1.93%
MGS-S Customer 1050	\$ 2,518.60	\$ 2,632.49	4.52%	\$ 6,688.01	\$ 6,801.90	1.70%
MGS-S Customer 1051	\$ 960.82	\$ 1,039.60	8.20%	\$ 1,919.29	\$ 1,998.06	4.10%
MGS-S Customer 1052	\$ 2,745.17	\$ 2,850.91	3.85%	\$ 7,726.85	\$ 7,832.59	1.37%
MGS-S Customer 1053	\$ 2,572.44	\$ 2,674.28	3.96%	\$ 7,109.34	\$ 7,211.17	1.43%
MGS-S Customer 1054	\$ 664.56	\$ 736.63	10.84%	\$ 739.70	\$ 811.77	9.74%
MGS-S Customer 1055	\$ 1,754.74	\$ 1,838.14	4.75%	\$ 4,618.80	\$ 4,702.20	1.81%
MGS-S Customer 1056	\$ 483.84	\$ 538.56	11.31%	\$ 607.11	\$ 661.83	9.01%
MGS-S Customer 1057	\$ 1,564.18	\$ 1,643.28	5.06%	\$ 3,963.66	\$ 4,042.76	2.00%
MGS-S Customer 1058	\$ 1,360.37	\$ 1,434.90	5.48%	\$ 3,303.31	\$ 3,377.84	2.26%
MGS-S Customer 1059	\$ 1,643.63	\$ 1,724.51	4.92%	\$ 4,219.53	\$ 4,300.42	1.92%
MGS-S Customer 1060	\$ 629.76	\$ 701.04	11.32%	\$ 844.43	\$ 915.71	8.44%
MGS-S Customer 1061	\$ 5,452.65	\$ 5,619.48	3.06%	\$ 16,531.92	\$ 16,698.75	1.01%
MGS-S Customer 1062	\$ 1,253.70	\$ 1,339.08	6.81%	\$ 2,671.43	\$ 2,756.81	3.20%
MGS-S Customer 1063	\$ 2,444.72	\$ 2,543.67	4.05%	\$ 6,800.57	\$ 6,899.52	1.46%
MGS-S Customer 1064	\$ 1,677.76	\$ 1,772.69	5.66%	\$ 3,988.52	\$ 4,083.45	2.38%
MGS-S Customer 1065	\$ 4,033.58	\$ 4,168.40	3.34%	\$ 11,901.10	\$ 12,035.92	1.13%
MGS-S Customer 1066	\$ 2,011.95	\$ 2,114.42	5.09%	\$ 5,001.97	\$ 5,104.44	2.05%
MGS-S Customer 1067	\$ 629.76	\$ 701.04	11.32%	\$ 629.76	\$ 701.04	11.32%
MGS-S Customer 1068	\$ 1,799.28	\$ 1,896.97	5.43%	\$ 4,296.49	\$ 4,394.17	2.27%
MGS-S Customer 1069	\$ 3,006.07	\$ 3,117.70	3.71%	\$ 8,599.57	\$ 8,711.20	1.30%
MGS-S Customer 1070	\$ 1,539.90	\$ 1,631.70	5.96%	\$ 3,501.91	\$ 3,593.72	2.62%
MGS-S Customer 1071	\$ 2,680.80	\$ 2,785.09	3.89%	\$ 7,684.26	\$ 7,788.55	1.36%
MGS-S Customer 1072	\$ 4,229.72	\$ 4,382.24	3.61%	\$ 12,374.86	\$ 12,527.38	1.23%
MGS-S Customer 1073	\$ 1,830.03	\$ 1,928.49	5.38%	\$ 4,353.12	\$ 4,451.58	2.26%
MGS-S Customer 1074	\$ 2,140.79	\$ 2,232.92	4.30%	\$ 5,864.14	\$ 5,956.26	1.57%
MGS-S Customer 1075	\$ 8,604.32	\$ 8,855.52	2.92%	\$ 26,383.29	\$ 26,634.49	0.95%
MGS-S Customer 1076	\$ 2,318.58	\$ 2,414.70	4.15%	\$ 6,389.46	\$ 6,485.58	1.50%
MGS-S Customer 1077	\$ 2,257.99	\$ 2,365.99	4.78%	\$ 5,810.38	\$ 5,918.37	1.86%

Internal Use

Customer	Distribution 8/23 Prices	Distribution 1/24 Prices	Distribution % Difference	Delivery 8/23 Prices	Delivery 1/24 Prices	Delivery % Difference
MGS-S Customer 1078	\$ 2,364.03	\$ 2,474.41	4.67%	\$ 6,150.43	\$ 6,260.81	1.79%
MGS-S Customer 1079	\$ 1,397.44	\$ 1,486.02	6.34%	\$ 3,023.99	\$ 3,112.57	2.93%
MGS-S Customer 1080	\$ 1,730.04	\$ 1,826.12	5.55%	\$ 4,086.28	\$ 4,182.36	2.35%
MGS-S Customer 1081	\$ 1,892.71	\$ 1,992.47	5.27%	\$ 4,631.96	\$ 4,731.72	2.15%
MGS-S Customer 1082	\$ 2,867.26	\$ 2,975.86	3.79%	\$ 7,928.65	\$ 8,037.25	1.37%
MGS-S Customer 1083	\$ 2,567.76	\$ 2,669.53	3.96%	\$ 7,184.48	\$ 7,286.25	1.42%
MGS-S Customer 1084	\$ 3,297.16	\$ 3,428.59	3.99%	\$ 9,060.28	\$ 9,191.70	1.45%
MGS-S Customer 1085	\$ 1,772.57	\$ 1,856.37	4.73%	\$ 4,591.02	\$ 4,674.81	1.83%
MGS-S Customer 1086	\$ 3,439.01	\$ 3,573.69	3.92%	\$ 9,877.00	\$ 10,011.67	1.36%
MGS-S Customer 1087	\$ 3,988.60	\$ 4,122.37	3.35%	\$ 11,873.56	\$ 12,007.34	1.13%
MGS-S Customer 1088	\$ 4,199.03	\$ 4,350.83	3.62%	\$ 12,133.22	\$ 12,285.01	1.25%
MGS-S Customer 1089	\$ 2,100.76	\$ 2,191.97	4.34%	\$ 5,775.57	\$ 5,866.78	1.58%
MGS-S Customer 1090	\$ 2,753.76	\$ 2,859.69	3.85%	\$ 7,865.28	\$ 7,971.21	1.35%
MGS-S Customer 1091	\$ 2,474.78	\$ 2,574.43	4.03%	\$ 6,827.10	\$ 6,926.74	1.46%
MGS-S Customer 1092	\$ 1,670.18	\$ 1,751.60	4.87%	\$ 4,295.21	\$ 4,376.62	1.90%
MGS-S Customer 1093	\$ 1,936.87	\$ 2,037.62	5.20%	\$ 4,806.36	\$ 4,907.11	2.10%
MGS-S Customer 1094	\$ 1,766.54	\$ 1,863.99	5.52%	\$ 3,984.45	\$ 4,081.90	2.45%
MGS-S Customer 1095	\$ 1,509.07	\$ 1,586.89	5.16%	\$ 3,778.88	\$ 3,856.70	2.06%
MGS-S Customer 1096	\$ 3,818.94	\$ 3,962.14	3.75%	\$ 10,737.81	\$ 10,881.01	1.33%
MGS-S Customer 1097	\$ 2,940.88	\$ 3,064.27	4.20%	\$ 8,032.25	\$ 8,155.64	1.54%
MGS-S Customer 1098	\$ 2,140.47	\$ 2,245.86	4.92%	\$ 5,396.40	\$ 5,501.79	1.95%
MGS-S Customer 1099	\$ 5,088.78	\$ 5,260.68	3.38%	\$ 14,888.51	\$ 15,060.41	1.15%
MGS-S Customer 1100	\$ 1,919.43	\$ 2,006.55	4.54%	\$ 5,106.94	\$ 5,194.06	1.71%
MGS-S Customer 1101	\$ 1,947.04	\$ 2,048.05	5.19%	\$ 4,828.76	\$ 4,929.76	2.09%
MGS-S Customer 1102	\$ 1,134.71	\$ 1,218.60	7.39%	\$ 1,899.24	\$ 1,983.12	4.42%
MGS-S Customer 1103	\$ 947.78	\$ 1,026.18	8.27%	\$ 1,867.86	\$ 1,946.25	4.20%
MGS-S Customer 1104	\$ 3,557.46	\$ 3,681.53	3.49%	\$ 10,414.48	\$ 10,538.54	1.19%
MGS-S Customer 1105	\$ 2,524.52	\$ 2,625.29	3.99%	\$ 7,034.39	\$ 7,135.16	1.43%
MGS-S Customer 1106	\$ 7,000.72	\$ 7,215.60	3.07%	\$ 20,925.93	\$ 21,140.81	1.03%
MGS-S Customer 1107	\$ 2,621.01	\$ 2,737.10	4.43%	\$ 6,728.84	\$ 6,844.93	1.73%
MGS-S Customer 1108	\$ 4,058.43	\$ 4,193.81	3.34%	\$ 12,072.92	\$ 12,208.29	1.12%
MGS-S Customer 1109	\$ 2,049.04	\$ 2,139.07	4.39%	\$ 5,434.16	\$ 5,524.19	1.66%
MGS-S Customer 1110	\$ 1,614.88	\$ 1,708.37	5.79%	\$ 3,786.42	\$ 3,879.91	2.47%
MGS-S Customer 1111	\$ 2,234.61	\$ 2,342.10	4.81%	\$ 5,677.07	\$ 5,784.56	1.89%
MGS-S Customer 1112	\$ 2,186.20	\$ 2,279.45	4.27%	\$ 5,984.71	\$ 6,077.96	1.56%
MGS-S Customer 1113	\$ 1,942.47	\$ 2,030.09	4.51%	\$ 5,030.41	\$ 5,118.03	1.74%
MGS-S Customer 1114	\$ 1,828.94	\$ 1,914.02	4.65%	\$ 4,839.49	\$ 4,924.58	1.76%
MGS-S Customer 1115	\$ 1,868.95	\$ 1,954.88	4.60%	\$ 5,103.54	\$ 5,189.47	1.68%
MGS-S Customer 1116	\$ 4,334.34	\$ 4,489.38	3.58%	\$ 12,567.07	\$ 12,722.10	1.23%
MGS-S Customer 1117	\$ 8,156.92	\$ 8,402.99	3.02%	\$ 23,061.84	\$ 23,307.91	1.07%

Internal Use

Customer	Distribution 8/23 Prices	Distribution 1/24 Prices	Distribution % Difference	Delivery 8/23 Prices	Delivery 1/24 Prices	Delivery % Difference
MGS-S Customer 1118	\$ 2,078.94	\$ 2,182.91	5.00%	\$ 5,218.63	\$ 5,322.60	1.99%
MGS-S Customer 1119	\$ 767.66	\$ 828.81	7.97%	\$ 1,659.49	\$ 1,720.63	3.68%
MGS-S Customer 1120	\$ 2,977.01	\$ 3,101.25	4.17%	\$ 8,279.80	\$ 8,404.04	1.50%
MGS-S Customer 1121	\$ 2,146.15	\$ 2,251.63	4.91%	\$ 5,505.64	\$ 5,611.12	1.92%
MGS-S Customer 1122	\$ 2,207.19	\$ 2,300.79	4.24%	\$ 6,002.71	\$ 6,096.32	1.56%
MGS-S Customer 1123	\$ 4,896.72	\$ 5,064.27	3.42%	\$ 14,417.36	\$ 14,584.91	1.16%
MGS-S Customer 1124	\$ 5,378.75	\$ 5,558.43	3.34%	\$ 14,690.17	\$ 14,869.85	1.22%
MGS-S Customer 1125	\$ 2,781.93	\$ 2,901.76	4.31%	\$ 7,394.83	\$ 7,514.66	1.62%
MGS-S Customer 1126	\$ 629.76	\$ 701.04	11.32%	\$ 833.91	\$ 905.19	8.55%
MGS-S Customer 1127	\$ 856.80	\$ 919.96	7.37%	\$ 1,916.22	\$ 1,979.38	3.30%
MGS-S Customer 1128	\$ 1,881.89	\$ 1,981.42	5.29%	\$ 4,606.69	\$ 4,706.22	2.16%
MGS-S Customer 1129	\$ 1,647.65	\$ 1,728.62	4.91%	\$ 4,207.29	\$ 4,288.26	1.92%
MGS-S Customer 1130	\$ 3,861.90	\$ 3,992.90	3.39%	\$ 11,427.35	\$ 11,558.35	1.15%
MGS-S Customer 1131	\$ 1,989.44	\$ 2,078.13	4.46%	\$ 5,310.27	\$ 5,398.96	1.67%
MGS-S Customer 1132	\$ 3,566.08	\$ 3,703.55	3.85%	\$ 10,016.37	\$ 10,153.83	1.37%
MGS-S Customer 1133	\$ 2,228.27	\$ 2,322.36	4.22%	\$ 6,117.58	\$ 6,211.68	1.54%
MGS-S Customer 1134	\$ 822.48	\$ 884.87	7.59%	\$ 1,724.06	\$ 1,786.44	3.62%
MGS-S Customer 1135	\$ 1,620.36	\$ 1,700.72	4.96%	\$ 4,078.04	\$ 4,158.39	1.97%
MGS-S Customer 1136	\$ 3,323.30	\$ 3,455.32	3.97%	\$ 9,327.07	\$ 9,459.10	1.42%
MGS-S Customer 1137	\$ 2,324.12	\$ 2,433.61	4.71%	\$ 6,046.50	\$ 6,155.99	1.81%
MGS-S Customer 1138	\$ 629.76	\$ 701.04	11.32%	\$ 629.76	\$ 701.04	11.32%
MGS-S Customer 1139	\$ 828.83	\$ 904.61	9.14%	\$ 1,282.04	\$ 1,357.83	5.91%
MGS-S Customer 1140	\$ 6,923.27	\$ 7,123.29	2.89%	\$ 21,130.25	\$ 21,330.27	0.95%
MGS-S Customer 1141	\$ 4,691.66	\$ 4,854.41	3.47%	\$ 12,830.31	\$ 12,993.06	1.27%
MGS-S Customer 1142	\$ 3,588.31	\$ 3,726.34	3.85%	\$ 10,093.19	\$ 10,231.22	1.37%
MGS-S Customer 1143	\$ 1,820.32	\$ 1,905.19	4.66%	\$ 4,772.15	\$ 4,857.03	1.78%
MGS-S Customer 1144	\$ 2,055.28	\$ 2,145.40	4.38%	\$ 5,416.93	\$ 5,507.05	1.66%
MGS-S Customer 1145	\$ 10,831.06	\$ 11,132.45	2.78%	\$ 32,807.58	\$ 33,108.97	0.92%
MGS-S Customer 1146	\$ 6,259.62	\$ 6,444.69	2.96%	\$ 19,143.75	\$ 19,328.82	0.97%
MGS-S Customer 1147	\$ 1,599.66	\$ 1,679.54	4.99%	\$ 4,086.79	\$ 4,166.68	1.95%
MGS-S Customer 1148	\$ 4,134.97	\$ 4,272.10	3.32%	\$ 12,363.44	\$ 12,500.56	1.11%
MGS-S Customer 1149	\$ 2,861.50	\$ 2,969.87	3.79%	\$ 8,154.82	\$ 8,263.19	1.33%
MGS-S Customer 1150	\$ 2,615.99	\$ 2,718.81	3.93%	\$ 7,390.01	\$ 7,492.83	1.39%
MGS-S Customer 1151	\$ 1,865.19	\$ 1,964.34	5.32%	\$ 4,634.63	\$ 4,733.78	2.14%
MGS-S Customer 1152	\$ 1,324.23	\$ 1,397.97	5.57%	\$ 3,437.61	\$ 3,511.36	2.15%
MGS-S Customer 1153	\$ 2,286.67	\$ 2,395.35	4.75%	\$ 5,863.34	\$ 5,972.02	1.85%
MGS-S Customer 1154	\$ 5,975.53	\$ 6,167.38	3.21%	\$ 17,615.03	\$ 17,806.89	1.09%
MGS-S Customer 1155	\$ 5,087.73	\$ 5,259.60	3.38%	\$ 14,848.51	\$ 15,020.38	1.16%
MGS-S Customer 1156	\$ 644.22	\$ 702.57	9.06%	\$ 1,221.01	\$ 1,279.36	4.78%
MGS-S Customer 1157	\$ 2,570.67	\$ 2,685.82	4.48%	\$ 6,820.04	\$ 6,935.19	1.69%

Internal Use

Customer	Distribution 8/23 Prices	Distribution 1/24 Prices	Distribution % Difference	Delivery 8/23 Prices	Delivery 1/24 Prices	Delivery % Difference
MGS-S Customer 1158	\$ 1,754.43	\$ 1,851.09	5.51%	\$ 4,324.74	\$ 4,421.40	2.24%
MGS-S Customer 1159	\$ 3,094.10	\$ 3,223.09	4.17%	\$ 7,867.04	\$ 7,996.03	1.64%
MGS-S Customer 1160	\$ 2,142.47	\$ 2,247.90	4.92%	\$ 5,510.22	\$ 5,615.65	1.91%
MGS-S Customer 1161	\$ 2,359.79	\$ 2,456.78	4.11%	\$ 6,541.13	\$ 6,638.13	1.48%
MGS-S Customer 1162	\$ 1,542.01	\$ 1,633.86	5.96%	\$ 3,507.69	\$ 3,599.54	2.62%
MGS-S Customer 1163	\$ 2,132.58	\$ 2,224.48	4.31%	\$ 5,754.45	\$ 5,846.36	1.60%
MGS-S Customer 1164	\$ 2,303.20	\$ 2,398.97	4.16%	\$ 6,311.49	\$ 6,407.25	1.52%
MGS-S Customer 1165	\$ 1,667.87	\$ 1,749.28	4.88%	\$ 4,229.63	\$ 4,311.05	1.92%
MGS-S Customer 1166	\$ 978.72	\$ 1,057.87	8.09%	\$ 1,766.53	\$ 1,845.69	4.48%
MGS-S Customer 1167	\$ 4,050.82	\$ 4,199.24	3.66%	\$ 11,478.66	\$ 11,627.09	1.29%
MGS-S Customer 1168	\$ 483.84	\$ 538.56	11.31%	\$ 486.99	\$ 541.71	11.24%
MGS-S Customer 1169	\$ 1,522.19	\$ 1,600.33	5.13%	\$ 3,773.43	\$ 3,851.57	2.07%
MGS-S Customer 1170	\$ 3,135.65	\$ 3,263.44	4.08%	\$ 8,656.17	\$ 8,783.97	1.48%
MGS-S Customer 1171	\$ 1,919.96	\$ 2,007.13	4.54%	\$ 5,128.32	\$ 5,215.49	1.70%
MGS-S Customer 1172	\$ 3,972.21	\$ 4,118.81	3.69%	\$ 11,046.55	\$ 11,193.15	1.33%
MGS-S Customer 1173	\$ 492.88	\$ 547.80	11.14%	\$ 512.92	\$ 567.84	10.71%
MGS-S Customer 1174	\$ 1,938.78	\$ 2,026.30	4.51%	\$ 5,176.72	\$ 5,264.24	1.69%
MGS-S Customer 1175	\$ 2,074.30	\$ 2,164.86	4.37%	\$ 5,567.20	\$ 5,657.76	1.63%
MGS-S Customer 1176	\$ 3,725.10	\$ 3,866.24	3.79%	\$ 10,442.15	\$ 10,583.29	1.35%
MGS-S Customer 1177	\$ 2,689.78	\$ 2,807.53	4.38%	\$ 7,227.19	\$ 7,344.95	1.63%
MGS-S Customer 1178	\$ 1,229.05	\$ 1,313.89	6.90%	\$ 2,792.68	\$ 2,877.52	3.04%
MGS-S Customer 1179	\$ 1,775.37	\$ 1,872.51	5.47%	\$ 4,317.44	\$ 4,414.58	2.25%
MGS-S Customer 1180	\$ 1,955.19	\$ 2,043.10	4.50%	\$ 5,129.11	\$ 5,217.03	1.71%
MGS-S Customer 1181	\$ 629.76	\$ 701.04	11.32%	\$ 629.76	\$ 701.04	11.32%
MGS-S Customer 1182	\$ 897.00	\$ 961.03	7.14%	\$ 1,792.19	\$ 1,856.21	3.57%
MGS-S Customer 1183	\$ 1,004.72	\$ 1,071.21	6.62%	\$ 2,197.85	\$ 2,264.34	3.03%
MGS-S Customer 1184	\$ 1,355.46	\$ 1,443.16	6.47%	\$ 2,979.75	\$ 3,067.45	2.94%
MGS-S Customer 1185	\$ 2,499.18	\$ 2,599.35	4.01%	\$ 6,998.89	\$ 7,099.06	1.43%
MGS-S Customer 1186	\$ 483.84	\$ 538.56	11.31%	\$ 579.63	\$ 634.35	9.44%
MGS-S Customer 1187	\$ 3,497.49	\$ 3,620.21	3.51%	\$ 10,205.53	\$ 10,328.25	1.20%
MGS-S Customer 1188	\$ 1,596.57	\$ 1,676.38	5.00%	\$ 3,855.15	\$ 3,934.96	2.07%
MGS-S Customer 1189	\$ 2,564.15	\$ 2,665.80	3.96%	\$ 6,861.64	\$ 6,963.29	1.48%
MGS-S Customer 1190	\$ 5,207.95	\$ 5,382.47	3.35%	\$ 15,130.60	\$ 15,305.11	1.15%
MGS-S Customer 1191	\$ 1,102.90	\$ 1,185.23	7.46%	\$ 2,026.97	\$ 2,109.30	4.06%
MGS-S Customer 1192	\$ 1,217.99	\$ 1,289.26	5.85%	\$ 2,837.40	\$ 2,908.67	2.51%
MGS-S Customer 1193	\$ 1,639.92	\$ 1,734.93	5.79%	\$ 3,597.57	\$ 3,692.58	2.64%
MGS-S Customer 1194	\$ 1,879.64	\$ 1,965.82	4.58%	\$ 4,937.01	\$ 5,023.19	1.75%
MGS-S Customer 1195	\$ 5,747.99	\$ 5,934.65	3.25%	\$ 16,950.77	\$ 17,137.43	1.10%
MGS-S Customer 1196	\$ 1,517.58	\$ 1,608.95	6.02%	\$ 3,488.08	\$ 3,579.45	2.62%
MGS-S Customer 1197	\$ 2,238.67	\$ 2,332.99	4.21%	\$ 6,062.21	\$ 6,156.53	1.56%

Internal Use

Customer	Distribution 8/23 Prices	Distribution 1/24 Prices	Distribution % Difference	Delivery 8/23 Prices	Delivery 1/24 Prices	Delivery % Difference
MGS-S Customer 1198	\$ 2,038.68	\$ 2,141.76	5.06%	\$ 5,192.85	\$ 5,295.92	1.98%
MGS-S Customer 1199	\$ 1,722.26	\$ 1,818.18	5.57%	\$ 4,147.20	\$ 4,243.11	2.31%
MGS-S Customer 1200	\$ 3,580.47	\$ 3,705.05	3.48%	\$ 10,355.70	\$ 10,480.28	1.20%
MGS-S Customer 1201	\$ 2,957.20	\$ 3,067.71	3.74%	\$ 8,411.35	\$ 8,521.86	1.31%
MGS-S Customer 1202	\$ 1,247.08	\$ 1,319.02	5.77%	\$ 2,963.16	\$ 3,035.10	2.43%
MGS-S Customer 1203	\$ 2,045.63	\$ 2,148.85	5.05%	\$ 5,178.71	\$ 5,281.93	1.99%
MGS-S Customer 1204	\$ 1,654.23	\$ 1,735.35	4.90%	\$ 4,260.88	\$ 4,342.00	1.90%
MGS-S Customer 1205	\$ 5,459.21	\$ 5,639.46	3.30%	\$ 16,255.58	\$ 16,435.83	1.11%
MGS-S Customer 1206	\$ 2,710.80	\$ 2,815.77	3.87%	\$ 7,631.92	\$ 7,736.89	1.38%
MGS-S Customer 1207	\$ 483.84	\$ 538.56	11.31%	\$ 719.60	\$ 774.32	7.60%
MGS-S Customer 1208	\$ 1,950.96	\$ 2,038.77	4.50%	\$ 5,150.01	\$ 5,237.82	1.71%
MGS-S Customer 1209	\$ 6,973.59	\$ 7,187.86	3.07%	\$ 20,741.49	\$ 20,955.76	1.03%
MGS-S Customer 1210	\$ 3,702.38	\$ 3,829.74	3.44%	\$ 10,884.89	\$ 11,012.26	1.17%
MGS-S Customer 1211	\$ 2,126.56	\$ 2,218.35	4.32%	\$ 5,786.20	\$ 5,877.99	1.59%
MGS-S Customer 1212	\$ 2,474.34	\$ 2,587.26	4.56%	\$ 6,598.00	\$ 6,710.92	1.71%
MGS-S Customer 1213	\$ 1,113.71	\$ 1,182.64	6.19%	\$ 2,732.11	\$ 2,801.04	2.52%
MGS-S Customer 1214	\$ 2,804.82	\$ 2,925.25	4.29%	\$ 7,552.21	\$ 7,672.64	1.59%
MGS-S Customer 1215	\$ 9,704.13	\$ 9,979.82	2.84%	\$ 29,660.06	\$ 29,935.75	0.93%
MGS-S Customer 1216	\$ 3,964.11	\$ 4,110.56	3.69%	\$ 11,171.57	\$ 11,318.02	1.31%
MGS-S Customer 1217	\$ 1,908.63	\$ 1,995.46	4.55%	\$ 4,999.83	\$ 5,086.66	1.74%
MGS-S Customer 1218	\$ 2,123.47	\$ 2,228.35	4.94%	\$ 5,247.79	\$ 5,352.67	2.00%
MGS-S Customer 1219	\$ 4,532.38	\$ 4,691.69	3.51%	\$ 13,232.07	\$ 13,391.38	1.20%
MGS-S Customer 1220	\$ 3,406.42	\$ 3,540.32	3.93%	\$ 9,618.08	\$ 9,751.98	1.39%
MGS-S Customer 1221	\$ 2,327.77	\$ 2,437.36	4.71%	\$ 6,033.45	\$ 6,143.05	1.82%
MGS-S Customer 1222	\$ 6,994.97	\$ 7,209.84	3.07%	\$ 20,781.39	\$ 20,996.26	1.03%
MGS-S Customer 1223	\$ 1,062.46	\$ 1,143.51	7.63%	\$ 1,985.66	\$ 2,066.71	4.08%
MGS-S Customer 1224	\$ 1,747.43	\$ 1,843.93	5.52%	\$ 4,322.57	\$ 4,419.08	2.23%
MGS-S Customer 1225	\$ 1,977.85	\$ 2,079.53	5.14%	\$ 4,947.62	\$ 5,049.30	2.06%
MGS-S Customer 1226	\$ 1,390.07	\$ 1,478.49	6.36%	\$ 3,030.98	\$ 3,119.41	2.92%
MGS-S Customer 1227	\$ 2,226.93	\$ 2,334.27	4.82%	\$ 5,812.19	\$ 5,919.53	1.85%
MGS-S Customer 1228	\$ 2,034.40	\$ 2,124.09	4.41%	\$ 5,187.88	\$ 5,277.56	1.73%
MGS-S Customer 1229	\$ 1,860.86	\$ 1,946.64	4.61%	\$ 4,697.38	\$ 4,783.16	1.83%
MGS-S Customer 1230	\$ 1,531.81	\$ 1,623.41	5.98%	\$ 3,459.20	\$ 3,550.80	2.65%
MGS-S Customer 1231	\$ 2,787.86	\$ 2,907.75	4.30%	\$ 7,284.31	\$ 7,404.20	1.65%
MGS-S Customer 1232	\$ 4,543.39	\$ 4,703.20	3.52%	\$ 13,068.39	\$ 13,228.21	1.22%
MGS-S Customer 1233	\$ 1,675.39	\$ 1,770.25	5.66%	\$ 3,891.61	\$ 3,986.47	2.44%
MGS-S Customer 1234	\$ 2,266.85	\$ 2,375.04	4.77%	\$ 5,778.38	\$ 5,886.56	1.87%
MGS-S Customer 1235	\$ 2,166.02	\$ 2,271.95	4.89%	\$ 5,480.14	\$ 5,586.07	1.93%
MGS-S Customer 1236	\$ 1,500.66	\$ 1,578.30	5.17%	\$ 3,679.05	\$ 3,756.69	2.11%
MGS-S Customer 1237	\$ 1,789.57	\$ 1,887.02	5.45%	\$ 4,422.86	\$ 4,520.31	2.20%

Internal Use

Customer	Distribution 8/23 Prices	Distribution 1/24 Prices	Distribution % Difference	Delivery 8/23 Prices	Delivery 1/24 Prices	Delivery % Difference
MGS-S Customer 1238	\$ 2,609.17	\$ 2,725.13	4.44%	\$ 7,072.55	\$ 7,188.51	1.64%
MGS-S Customer 1239	\$ 1,739.81	\$ 1,836.14	5.54%	\$ 4,230.51	\$ 4,326.84	2.28%
MGS-S Customer 1240	\$ 2,543.29	\$ 2,657.73	4.50%	\$ 6,823.82	\$ 6,938.27	1.68%
MGS-S Customer 1241	\$ 1,315.08	\$ 1,401.83	6.60%	\$ 2,841.32	\$ 2,928.07	3.05%
MGS-S Customer 1242	\$ 2,614.44	\$ 2,730.52	4.44%	\$ 7,048.11	\$ 7,164.19	1.65%
MGS-S Customer 1243	\$ 963.16	\$ 1,041.98	8.18%	\$ 1,698.17	\$ 1,777.00	4.64%
MGS-S Customer 1244	\$ 7,781.30	\$ 8,013.80	2.99%	\$ 23,322.57	\$ 23,555.07	1.00%
MGS-S Customer 1245	\$ 888.82	\$ 952.70	7.19%	\$ 2,041.35	\$ 2,105.23	3.13%
MGS-S Customer 1246	\$ 4,311.75	\$ 4,465.89	3.57%	\$ 12,133.98	\$ 12,288.11	1.27%
MGS-S Customer 1247	\$ 944.01	\$ 1,022.40	8.30%	\$ 1,842.46	\$ 1,920.85	4.25%
MGS-S Customer 1248	\$ 11,358.27	\$ 11,671.54	2.76%	\$ 34,557.23	\$ 34,870.50	0.91%
MGS-S Customer 1249	\$ 2,863.05	\$ 2,984.70	4.25%	\$ 7,810.64	\$ 7,932.30	1.56%
MGS-S Customer 1250	\$ 2,188.45	\$ 2,281.74	4.26%	\$ 6,125.57	\$ 6,218.86	1.52%
MGS-S Customer 1251	\$ 752.88	\$ 813.69	8.08%	\$ 1,353.95	\$ 1,414.76	4.49%
MGS-S Customer 1252	\$ 2,042.99	\$ 2,132.91	4.40%	\$ 5,516.58	\$ 5,606.51	1.63%
MGS-S Customer 1253	\$ 1,612.61	\$ 1,706.05	5.79%	\$ 3,756.20	\$ 3,849.63	2.49%
MGS-S Customer 1254	\$ 1,577.94	\$ 1,670.60	5.87%	\$ 3,581.12	\$ 3,673.77	2.59%
MGS-S Customer 1255	\$ 1,665.44	\$ 1,760.07	5.68%	\$ 3,937.51	\$ 4,032.14	2.40%
MGS-S Customer 1256	\$ 837.50	\$ 900.23	7.49%	\$ 1,879.18	\$ 1,941.90	3.34%
MGS-S Customer 1257	\$ 4,937.48	\$ 5,105.92	3.41%	\$ 14,431.10	\$ 14,599.55	1.17%
MGS-S Customer 1258	\$ 3,906.93	\$ 4,052.18	3.72%	\$ 11,131.46	\$ 11,276.71	1.30%
MGS-S Customer 1259	\$ 2,201.71	\$ 2,295.16	4.24%	\$ 5,924.33	\$ 6,017.78	1.58%
MGS-S Customer 1260	\$ 1,739.11	\$ 1,822.15	4.77%	\$ 4,501.06	\$ 4,584.10	1.84%
MGS-S Customer 1261	\$ 1,008.16	\$ 1,074.74	6.60%	\$ 2,228.23	\$ 2,294.80	2.99%
MGS-S Customer 1262	\$ 4,387.57	\$ 4,530.37	3.25%	\$ 13,056.05	\$ 13,198.84	1.09%
MGS-S Customer 1263	\$ 1,755.74	\$ 1,839.15	4.75%	\$ 4,565.03	\$ 4,648.43	1.83%
MGS-S Customer 1264	\$ 1,772.08	\$ 1,855.85	4.73%	\$ 4,657.81	\$ 4,741.58	1.80%
MGS-S Customer 1265	\$ 1,507.32	\$ 1,585.09	5.16%	\$ 3,844.02	\$ 3,921.79	2.02%
MGS-S Customer 1266	\$ 905.10	\$ 969.36	7.10%	\$ 2,009.42	\$ 2,073.67	3.20%
MGS-S Customer 1267	\$ 1,863.80	\$ 1,962.90	5.32%	\$ 4,517.49	\$ 4,616.59	2.19%
MGS-S Customer 1268	\$ 1,203.86	\$ 1,274.85	5.90%	\$ 2,852.55	\$ 2,923.54	2.49%
MGS-S Customer 1269	\$ 2,421.19	\$ 2,532.85	4.61%	\$ 6,296.16	\$ 6,407.82	1.77%
MGS-S Customer 1270	\$ 581.62	\$ 638.56	9.79%	\$ 801.60	\$ 858.53	7.10%
MGS-S Customer 1271	\$ 483.84	\$ 538.56	11.31%	\$ 507.61	\$ 562.33	10.78%
MGS-S Customer 1272	\$ 1,875.93	\$ 1,962.06	4.59%	\$ 4,869.22	\$ 4,955.34	1.77%
MGS-S Customer 1273	\$ 4,068.91	\$ 4,204.49	3.33%	\$ 11,907.56	\$ 12,043.14	1.14%
MGS-S Customer 1274	\$ 2,390.47	\$ 2,505.75	4.82%	\$ 4,748.31	\$ 4,863.58	2.43%
MGS-S Customer 1275	\$ 5,783.61	\$ 5,957.94	3.01%	\$ 17,639.71	\$ 17,814.04	0.99%
MGS-S Customer 1276	\$ 788.06	\$ 862.91	9.50%	\$ 1,123.12	\$ 1,197.98	6.67%
MGS-S Customer 1277	\$ 4,144.55	\$ 4,281.82	3.31%	\$ 12,212.40	\$ 12,349.68	1.12%

Internal Use

Customer	Distribution 8/23 Prices	Distribution 1/24 Prices	Distribution % Difference	Delivery 8/23 Prices	Delivery 1/24 Prices	Delivery % Difference
MGS-S Customer 1278	\$ 4,007.37	\$ 4,141.58	3.35%	\$ 11,803.94	\$ 11,938.15	1.14%
MGS-S Customer 1279	\$ 4,564.03	\$ 4,710.86	3.22%	\$ 13,592.48	\$ 13,739.31	1.08%
MGS-S Customer 1280	\$ 12,540.24	\$ 12,880.04	2.71%	\$ 39,124.01	\$ 39,463.80	0.87%
MGS-S Customer 1281	\$ 483.84	\$ 538.56	11.31%	\$ 718.53	\$ 773.25	7.62%
MGS-S Customer 1282	\$ 4,934.51	\$ 5,089.65	3.14%	\$ 14,751.01	\$ 14,906.16	1.05%
MGS-S Customer 1283	\$ 1,208.03	\$ 1,279.07	5.88%	\$ 2,752.50	\$ 2,823.54	2.58%
MGS-S Customer 1284	\$ 6,463.02	\$ 6,652.67	2.93%	\$ 19,874.72	\$ 20,064.37	0.95%
MGS-S Customer 1285	\$ 6,208.69	\$ 6,392.68	2.96%	\$ 19,063.23	\$ 19,247.22	0.97%
MGS-S Customer 1286	\$ 1,586.42	\$ 1,680.01	5.90%	\$ 3,386.61	\$ 3,480.20	2.76%
MGS-S Customer 1287	\$ 2,367.63	\$ 2,464.85	4.11%	\$ 6,575.76	\$ 6,672.97	1.48%
MGS-S Customer 1288	\$ 1,972.50	\$ 2,074.07	5.15%	\$ 4,863.39	\$ 4,964.95	2.09%
MGS-S Customer 1289	\$ 1,643.71	\$ 1,724.60	4.92%	\$ 4,212.11	\$ 4,292.99	1.92%
MGS-S Customer 1290	\$ 1,374.09	\$ 1,462.20	6.41%	\$ 2,986.94	\$ 3,075.04	2.95%
MGS-S Customer 1291	\$ 629.76	\$ 701.04	11.32%	\$ 854.62	\$ 925.90	8.34%
MGS-S Customer 1292	\$ 1,838.21	\$ 1,936.75	5.36%	\$ 4,418.00	\$ 4,516.54	2.23%
MGS-S Customer 1293	\$ 1,708.22	\$ 1,790.56	4.82%	\$ 4,295.65	\$ 4,377.99	1.92%
MGS-S Customer 1294	\$ 4,448.31	\$ 4,605.68	3.54%	\$ 12,696.07	\$ 12,853.43	1.24%
MGS-S Customer 1295	\$ 5,809.23	\$ 5,984.10	3.01%	\$ 17,695.86	\$ 17,870.73	0.99%
MGS-S Customer 1296	\$ 1,924.54	\$ 2,011.75	4.53%	\$ 5,106.29	\$ 5,193.50	1.71%
MGS-S Customer 1297	\$ 4,658.26	\$ 4,820.37	3.48%	\$ 13,444.73	\$ 13,606.84	1.21%
MGS-S Customer 1298	\$ 1,874.82	\$ 1,974.16	5.30%	\$ 4,899.46	\$ 4,998.80	2.03%
MGS-S Customer 1299	\$ 815.80	\$ 891.29	9.25%	\$ 1,236.47	\$ 1,311.96	6.11%
MGS-S Customer 1300	\$ 3,187.77	\$ 3,316.77	4.05%	\$ 8,889.10	\$ 9,018.10	1.45%
MGS-S Customer 1301	\$ 1,981.44	\$ 2,069.95	4.47%	\$ 5,372.50	\$ 5,461.02	1.65%
MGS-S Customer 1302	\$ 653.79	\$ 712.36	8.96%	\$ 1,045.87	\$ 1,104.44	5.60%
MGS-S Customer 1303	\$ 2,052.35	\$ 2,142.48	4.39%	\$ 5,600.93	\$ 5,691.06	1.61%
MGS-S Customer 1304	\$ 1,690.02	\$ 1,771.95	4.85%	\$ 4,357.39	\$ 4,439.32	1.88%
MGS-S Customer 1305	\$ 563.40	\$ 619.92	10.03%	\$ 1,131.62	\$ 1,188.14	4.99%
MGS-S Customer 1306	\$ 1,732.75	\$ 1,828.86	5.55%	\$ 4,104.74	\$ 4,200.84	2.34%
MGS-S Customer 1307	\$ 3,307.59	\$ 3,440.66	4.02%	\$ 8,422.51	\$ 8,555.59	1.58%
MGS-S Customer 1308	\$ 1,578.86	\$ 1,658.14	5.02%	\$ 3,771.66	\$ 3,850.94	2.10%
MGS-S Customer 1309	\$ 1,216.60	\$ 1,287.78	5.85%	\$ 2,716.99	\$ 2,788.17	2.62%
MGS-S Customer 1310	\$ 1,198.46	\$ 1,269.22	5.90%	\$ 2,659.62	\$ 2,730.38	2.66%
MGS-S Customer 1311	\$ 1,546.41	\$ 1,625.02	5.08%	\$ 3,737.50	\$ 3,816.10	2.10%
MGS-S Customer 1312	\$ 3,695.03	\$ 3,839.07	3.90%	\$ 9,022.42	\$ 9,166.46	1.60%
MGS-S Customer 1313	\$ 6,706.37	\$ 6,915.58	3.12%	\$ 19,527.78	\$ 19,737.00	1.07%
MGS-S Customer 1314	\$ 1,343.58	\$ 1,417.63	5.51%	\$ 3,112.89	\$ 3,186.94	2.38%
MGS-S Customer 1315	\$ 1,457.92	\$ 1,534.55	5.26%	\$ 3,462.68	\$ 3,539.31	2.21%
MGS-S Customer 1316	\$ 1,430.90	\$ 1,506.93	5.31%	\$ 3,421.34	\$ 3,497.37	2.22%
MGS-S Customer 1317	\$ 1,547.51	\$ 1,626.15	5.08%	\$ 3,737.64	\$ 3,816.28	2.10%

Internal Use

Customer	Distribution 8/23 Prices	Distribution 1/24 Prices	Distribution % Difference	Delivery 8/23 Prices	Delivery 1/24 Prices	Delivery % Difference
MGS-S Customer 1318	\$ 872.90	\$ 936.37	7.27%	\$ 1,680.37	\$ 1,743.84	3.78%
MGS-S Customer 1319	\$ 1,109.88	\$ 1,178.69	6.20%	\$ 2,406.29	\$ 2,475.10	2.86%
MGS-S Customer 1320	\$ 1,616.22	\$ 1,696.48	4.97%	\$ 4,057.18	\$ 4,137.44	1.98%
MGS-S Customer 1321	\$ 1,750.15	\$ 1,833.52	4.76%	\$ 4,696.14	\$ 4,779.51	1.78%
MGS-S Customer 1322	\$ 1,608.28	\$ 1,688.36	4.98%	\$ 4,072.67	\$ 4,152.75	1.97%
MGS-S Customer 1323	\$ 3,527.06	\$ 3,663.70	3.87%	\$ 9,876.31	\$ 10,012.95	1.38%
MGS-S Customer 1324	\$ 737.95	\$ 798.42	8.19%	\$ 1,365.60	\$ 1,426.07	4.43%
MGS-S Customer 1325	\$ 1,932.03	\$ 2,019.42	4.52%	\$ 5,087.75	\$ 5,175.14	1.72%
MGS-S Customer 1326	\$ 2,970.78	\$ 3,094.88	4.18%	\$ 8,061.00	\$ 8,185.10	1.54%
MGS-S Customer 1327	\$ 498.71	\$ 553.77	11.04%	\$ 531.30	\$ 586.35	10.36%
MGS-S Customer 1328	\$ 1,078.16	\$ 1,159.58	7.55%	\$ 2,102.75	\$ 2,184.17	3.87%
MGS-S Customer 1329	\$ 2,129.06	\$ 2,234.17	4.94%	\$ 5,460.84	\$ 5,565.94	1.92%
MGS-S Customer 1330	\$ 2,383.41	\$ 2,497.33	4.78%	\$ 5,198.68	\$ 5,312.60	2.19%
MGS-S Customer 1331	\$ 896.36	\$ 960.41	7.15%	\$ 2,019.28	\$ 2,083.34	3.17%
MGS-S Customer 1332	\$ 1,112.40	\$ 1,194.58	7.39%	\$ 2,248.06	\$ 2,330.24	3.66%
MGS-S Customer 1333	\$ 12,933.28	\$ 13,287.68	2.74%	\$ 38,529.84	\$ 38,884.24	0.92%
MGS-S Customer 1334	\$ 3,583.07	\$ 3,707.76	3.48%	\$ 10,569.51	\$ 10,694.20	1.18%
MGS-S Customer 1335	\$ 2,367.10	\$ 2,464.37	4.11%	\$ 6,563.05	\$ 6,660.32	1.48%
MGS-S Customer 1336	\$ 629.76	\$ 701.04	11.32%	\$ 817.55	\$ 888.83	8.72%
MGS-S Customer 1337	\$ 2,174.51	\$ 2,280.77	4.89%	\$ 5,539.70	\$ 5,645.96	1.92%
MGS-S Customer 1338	\$ 1,390.44	\$ 1,465.62	5.41%	\$ 3,379.04	\$ 3,454.22	2.22%
MGS-S Customer 1339	\$ 6,306.10	\$ 6,492.17	2.95%	\$ 18,947.50	\$ 19,133.57	0.98%
MGS-S Customer 1340	\$ 2,248.37	\$ 2,356.18	4.80%	\$ 5,709.21	\$ 5,817.02	1.89%
MGS-S Customer 1341	\$ 1,934.48	\$ 2,021.90	4.52%	\$ 5,052.87	\$ 5,140.29	1.73%
MGS-S Customer 1342	\$ 2,447.85	\$ 2,546.90	4.05%	\$ 6,773.10	\$ 6,872.15	1.46%
MGS-S Customer 1343	\$ 3,313.91	\$ 3,432.59	3.58%	\$ 9,680.42	\$ 9,799.09	1.23%
MGS-S Customer 1344	\$ 1,466.92	\$ 1,543.81	5.24%	\$ 3,548.99	\$ 3,625.88	2.17%
MGS-S Customer 1345	\$ 2,026.99	\$ 2,131.58	5.16%	\$ 4,377.46	\$ 4,482.05	2.39%
MGS-S Customer 1346	\$ 2,448.83	\$ 2,547.86	4.04%	\$ 6,646.44	\$ 6,745.47	1.49%
MGS-S Customer 1347	\$ 2,316.33	\$ 2,412.39	4.15%	\$ 6,374.78	\$ 6,470.84	1.51%
MGS-S Customer 1348	\$ 6,730.28	\$ 6,925.98	2.91%	\$ 21,239.13	\$ 21,434.83	0.92%
MGS-S Customer 1349	\$ 2,708.51	\$ 2,813.39	3.87%	\$ 7,690.56	\$ 7,795.44	1.36%
MGS-S Customer 1350	\$ 1,723.91	\$ 1,819.86	5.57%	\$ 4,079.17	\$ 4,175.12	2.35%
MGS-S Customer 1351	\$ 5,006.40	\$ 5,177.02	3.41%	\$ 14,230.32	\$ 14,400.94	1.20%
MGS-S Customer 1352	\$ 1,627.83	\$ 1,721.63	5.76%	\$ 3,855.36	\$ 3,949.16	2.43%
MGS-S Customer 1353	\$ 1,739.98	\$ 1,823.04	4.77%	\$ 4,550.01	\$ 4,633.06	1.83%
MGS-S Customer 1354	\$ 5,158.05	\$ 5,331.48	3.36%	\$ 14,816.44	\$ 14,989.87	1.17%
MGS-S Customer 1355	\$ 2,426.12	\$ 2,524.68	4.06%	\$ 6,716.73	\$ 6,815.28	1.47%
MGS-S Customer 1356	\$ 632.29	\$ 703.62	11.28%	\$ 637.92	\$ 709.26	11.18%
MGS-S Customer 1357	\$ 2,153.26	\$ 2,258.90	4.91%	\$ 5,456.69	\$ 5,562.33	1.94%

Internal Use

Customer	Distribution 8/23 Prices	Distribution 1/24 Prices	Distribution % Difference	Delivery 8/23 Prices	Delivery 1/24 Prices	Delivery % Difference
MGS-S Customer 1358	\$ 1,445.50	\$ 1,535.18	6.20%	\$ 3,327.50	\$ 3,417.18	2.70%
MGS-S Customer 1359	\$ 1,467.89	\$ 1,558.07	6.14%	\$ 3,292.15	\$ 3,382.33	2.74%
MGS-S Customer 1360	\$ 2,761.04	\$ 2,867.14	3.84%	\$ 7,808.71	\$ 7,914.82	1.36%
MGS-S Customer 1361	\$ 2,708.78	\$ 2,826.96	4.36%	\$ 7,253.31	\$ 7,371.48	1.63%
MGS-S Customer 1362	\$ 3,285.71	\$ 3,403.65	3.59%	\$ 9,527.47	\$ 9,645.41	1.24%
MGS-S Customer 1363	\$ 1,999.39	\$ 2,088.31	4.45%	\$ 5,373.82	\$ 5,462.74	1.65%
MGS-S Customer 1364	\$ 1,311.98	\$ 1,385.39	5.60%	\$ 3,180.10	\$ 3,253.51	2.31%
MGS-S Customer 1365	\$ 1,636.56	\$ 1,730.59	5.75%	\$ 3,886.67	\$ 3,980.69	2.42%
MGS-S Customer 1366	\$ 1,686.41	\$ 1,768.26	4.85%	\$ 4,353.47	\$ 4,435.32	1.88%
MGS-S Customer 1367	\$ 7,247.27	\$ 7,476.53	3.16%	\$ 18,515.48	\$ 18,744.74	1.24%
MGS-S Customer 1368	\$ 2,397.28	\$ 2,509.36	4.68%	\$ 5,824.56	\$ 5,936.64	1.92%
MGS-S Customer 1369	\$ 3,628.59	\$ 3,754.28	3.46%	\$ 10,790.47	\$ 10,916.16	1.16%
MGS-S Customer 1370	\$ 3,351.07	\$ 3,470.49	3.56%	\$ 9,668.80	\$ 9,788.21	1.24%
MGS-S Customer 1371	\$ 2,605.81	\$ 2,721.65	4.45%	\$ 6,893.13	\$ 7,008.97	1.68%
MGS-S Customer 1372	\$ 1,598.70	\$ 1,678.62	5.00%	\$ 3,950.99	\$ 4,030.91	2.02%
MGS-S Customer 1373	\$ 3,367.10	\$ 3,500.13	3.95%	\$ 9,354.50	\$ 9,487.54	1.42%
MGS-S Customer 1374	\$ 2,531.50	\$ 2,645.66	4.51%	\$ 6,617.08	\$ 6,731.24	1.73%
MGS-S Customer 1375	\$ 4,513.79	\$ 4,672.68	3.52%	\$ 13,268.84	\$ 13,427.73	1.20%
MGS-S Customer 1376	\$ 2,066.71	\$ 2,170.34	5.01%	\$ 5,167.53	\$ 5,271.16	2.01%
MGS-S Customer 1377	\$ 20,332.22	\$ 20,848.02	2.54%	\$ 64,688.12	\$ 65,203.92	0.80%
MGS-S Customer 1378	\$ 4,016.11	\$ 4,172.85	3.90%	\$ 8,596.64	\$ 8,753.37	1.82%
MGS-S Customer 1379	\$ 3,380.69	\$ 3,514.01	3.94%	\$ 9,560.99	\$ 9,694.32	1.39%
MGS-S Customer 1380	\$ 1,923.97	\$ 2,011.19	4.53%	\$ 5,106.89	\$ 5,194.10	1.71%
MGS-S Customer 1381	\$ 917.12	\$ 994.91	8.48%	\$ 1,545.64	\$ 1,623.42	5.03%
MGS-S Customer 1382	\$ 1,118.48	\$ 1,200.82	7.36%	\$ 2,154.81	\$ 2,237.15	3.82%
MGS-S Customer 1383	\$ 1,425.94	\$ 1,501.91	5.33%	\$ 3,525.78	\$ 3,601.75	2.15%
MGS-S Customer 1384	\$ 2,754.05	\$ 2,873.22	4.33%	\$ 7,466.43	\$ 7,585.60	1.60%
MGS-S Customer 1385	\$ 3,084.88	\$ 3,211.51	4.10%	\$ 8,335.87	\$ 8,462.50	1.52%
MGS-S Customer 1386	\$ 2,570.80	\$ 2,672.60	3.96%	\$ 7,226.87	\$ 7,328.68	1.41%
MGS-S Customer 1387	\$ 4,924.52	\$ 5,079.48	3.15%	\$ 14,858.44	\$ 15,013.41	1.04%
MGS-S Customer 1388	\$ 2,124.58	\$ 2,216.29	4.32%	\$ 5,648.16	\$ 5,739.88	1.62%
MGS-S Customer 1389	\$ 1,299.38	\$ 1,372.48	5.63%	\$ 3,106.75	\$ 3,179.85	2.35%
MGS-S Customer 1390	\$ 1,393.23	\$ 1,468.44	5.40%	\$ 3,351.81	\$ 3,427.02	2.24%
MGS-S Customer 1391	\$ 1,406.62	\$ 1,482.16	5.37%	\$ 3,486.35	\$ 3,561.89	2.17%
MGS-S Customer 1392	\$ 2,290.83	\$ 2,399.60	4.75%	\$ 5,790.36	\$ 5,899.13	1.88%
MGS-S Customer 1393	\$ 1,540.73	\$ 1,632.54	5.96%	\$ 3,489.37	\$ 3,581.19	2.63%
MGS-S Customer 1394	\$ 2,408.03	\$ 2,506.20	4.08%	\$ 6,671.73	\$ 6,769.90	1.47%
MGS-S Customer 1395	\$ 1,860.76	\$ 1,959.80	5.32%	\$ 4,491.82	\$ 4,590.87	2.21%
MGS-S Customer 1396	\$ 1,241.39	\$ 1,326.48	6.85%	\$ 2,681.97	\$ 2,767.06	3.17%
MGS-S Customer 1397	\$ 2,894.47	\$ 3,016.81	4.23%	\$ 7,778.84	\$ 7,901.18	1.57%

Internal Use

Customer	Distribution 8/23 Prices	Distribution 1/24 Prices	Distribution % Difference	Delivery 8/23 Prices	Delivery 1/24 Prices	Delivery % Difference
MGS-S Customer 1398	\$ 1,617.60	\$ 1,697.89	4.96%	\$ 4,098.62	\$ 4,178.91	1.96%
MGS-S Customer 1399	\$ 2,955.44	\$ 3,079.19	4.19%	\$ 8,157.23	\$ 8,280.99	1.52%
MGS-S Customer 1400	\$ 2,969.74	\$ 3,093.78	4.18%	\$ 8,178.37	\$ 8,302.41	1.52%
MGS-S Customer 1401	\$ 2,537.76	\$ 2,652.07	4.50%	\$ 6,756.66	\$ 6,870.97	1.69%
MGS-S Customer 1402	\$ 1,100.11	\$ 1,182.04	7.45%	\$ 2,177.92	\$ 2,259.85	3.76%
MGS-S Customer 1403	\$ 2,380.92	\$ 2,491.83	4.66%	\$ 6,359.62	\$ 6,470.54	1.74%
MGS-S Customer 1404	\$ 1,615.16	\$ 1,695.39	4.97%	\$ 4,245.83	\$ 4,326.06	1.89%
MGS-S Customer 1405	\$ 1,522.36	\$ 1,613.82	6.01%	\$ 3,537.96	\$ 3,629.43	2.59%
MGS-S Customer 1406	\$ 2,407.96	\$ 2,506.10	4.08%	\$ 6,691.73	\$ 6,789.88	1.47%
MGS-S Customer 1407	\$ 629.76	\$ 701.04	11.32%	\$ 629.76	\$ 701.04	11.32%
MGS-S Customer 1408	\$ 2,734.63	\$ 2,853.39	4.34%	\$ 7,309.13	\$ 7,427.89	1.62%
MGS-S Customer 1409	\$ 8,628.62	\$ 8,880.18	2.92%	\$ 25,393.07	\$ 25,644.63	0.99%
MGS-S Customer 1410	\$ 2,653.86	\$ 2,770.80	4.41%	\$ 7,023.58	\$ 7,140.52	1.66%
MGS-S Customer 1411	\$ 1,558.38	\$ 1,637.34	5.07%	\$ 3,937.03	\$ 4,015.99	2.01%
MGS-S Customer 1412	\$ 3,571.00	\$ 3,695.38	3.48%	\$ 10,449.28	\$ 10,573.66	1.19%
MGS-S Customer 1413	\$ 2,102.85	\$ 2,194.08	4.34%	\$ 5,726.12	\$ 5,817.35	1.59%
MGS-S Customer 1414	\$ 9,641.76	\$ 9,916.27	2.85%	\$ 29,613.25	\$ 29,887.75	0.93%
MGS-S Customer 1415	\$ 4,544.36	\$ 4,704.02	3.51%	\$ 12,955.87	\$ 13,115.54	1.23%
MGS-S Customer 1416	\$ 953.63	\$ 1,032.24	8.24%	\$ 1,688.13	\$ 1,766.74	4.66%
MGS-S Customer 1417	\$ 1,937.53	\$ 2,038.33	5.20%	\$ 4,701.70	\$ 4,802.51	2.14%
MGS-S Customer 1418	\$ 1,112.74	\$ 1,194.92	7.39%	\$ 2,171.09	\$ 2,253.27	3.79%
MGS-S Customer 1419	\$ 1,554.27	\$ 1,633.11	5.07%	\$ 3,804.81	\$ 3,883.65	2.07%
MGS-S Customer 1420	\$ 1,797.74	\$ 1,895.31	5.43%	\$ 4,174.84	\$ 4,272.41	2.34%
MGS-S Customer 1421	\$ 2,560.22	\$ 2,675.07	4.49%	\$ 6,779.13	\$ 6,893.98	1.69%
MGS-S Customer 1422	\$ 4,224.30	\$ 4,363.38	3.29%	\$ 12,420.90	\$ 12,559.98	1.12%
MGS-S Customer 1423	\$ 1,953.83	\$ 2,041.72	4.50%	\$ 5,157.61	\$ 5,245.50	1.70%
MGS-S Customer 1424	\$ 5,022.46	\$ 5,192.82	3.39%	\$ 14,472.39	\$ 14,642.75	1.18%
MGS-S Customer 1425	\$ 1,990.02	\$ 2,091.99	5.12%	\$ 4,886.97	\$ 4,988.94	2.09%
MGS-S Customer 1426	\$ 3,548.34	\$ 3,685.51	3.87%	\$ 9,698.16	\$ 9,835.33	1.41%
MGS-S Customer 1427	\$ 2,047.07	\$ 2,137.04	4.40%	\$ 5,486.85	\$ 5,576.82	1.64%
MGS-S Customer 1428	\$ 1,840.21	\$ 1,925.48	4.63%	\$ 4,783.29	\$ 4,868.56	1.78%
MGS-S Customer 1429	\$ 1,825.11	\$ 1,923.32	5.38%	\$ 4,309.34	\$ 4,407.55	2.28%
MGS-S Customer 1430	\$ 1,736.41	\$ 1,819.36	4.78%	\$ 4,435.46	\$ 4,518.41	1.87%
MGS-S Customer 1431	\$ 6,428.47	\$ 6,630.61	3.14%	\$ 19,480.82	\$ 19,682.96	1.04%
MGS-S Customer 1432	\$ 1,605.06	\$ 1,698.34	5.81%	\$ 3,730.31	\$ 3,823.59	2.50%
MGS-S Customer 1433	\$ 1,880.02	\$ 1,966.23	4.59%	\$ 4,850.42	\$ 4,936.62	1.78%
MGS-S Customer 1434	\$ 1,743.48	\$ 1,839.98	5.53%	\$ 4,105.98	\$ 4,202.48	2.35%
MGS-S Customer 1435	\$ 1,843.23	\$ 1,928.60	4.63%	\$ 4,884.60	\$ 4,969.97	1.75%
MGS-S Customer 1436	\$ 3,813.29	\$ 3,956.36	3.75%	\$ 10,724.88	\$ 10,867.95	1.33%
MGS-S Customer 1437	\$ 4,059.76	\$ 4,195.24	3.34%	\$ 12,004.03	\$ 12,139.51	1.13%

Internal Use

Customer	Distribution 8/23 Prices	Distribution 1/24 Prices	Distribution % Difference	Delivery 8/23 Prices	Delivery 1/24 Prices	Delivery % Difference
MGS-S Customer 1438	\$ 1,988.31	\$ 2,090.23	5.13%	\$ 4,927.25	\$ 5,029.18	2.07%
MGS-S Customer 1439	\$ 4,102.04	\$ 4,251.57	3.65%	\$ 11,850.78	\$ 12,000.31	1.26%
MGS-S Customer 1440	\$ 2,488.21	\$ 2,588.12	4.02%	\$ 6,797.98	\$ 6,897.89	1.47%
MGS-S Customer 1441	\$ 4,585.11	\$ 4,732.25	3.21%	\$ 13,352.13	\$ 13,499.27	1.10%
MGS-S Customer 1442	\$ 3,466.00	\$ 3,588.04	3.52%	\$ 10,245.05	\$ 10,367.09	1.19%
MGS-S Customer 1443	\$ 4,973.94	\$ 5,148.71	3.51%	\$ 12,395.73	\$ 12,570.50	1.41%
MGS-S Customer 1444	\$ 1,976.94	\$ 2,065.36	4.47%	\$ 5,227.66	\$ 5,316.07	1.69%
MGS-S Customer 1445	\$ 2,531.34	\$ 2,632.26	3.99%	\$ 7,076.79	\$ 7,177.71	1.43%
MGS-S Customer 1446	\$ 1,787.17	\$ 1,871.29	4.71%	\$ 4,640.78	\$ 4,724.90	1.81%
MGS-S Customer 1447	\$ 1,488.99	\$ 1,566.34	5.19%	\$ 3,572.34	\$ 3,649.68	2.16%
MGS-S Customer 1448	\$ 2,040.03	\$ 2,143.10	5.05%	\$ 5,158.42	\$ 5,261.49	2.00%
MGS-S Customer 1449	\$ 1,752.54	\$ 1,849.13	5.51%	\$ 4,188.38	\$ 4,284.97	2.31%
MGS-S Customer 1450	\$ 2,316.28	\$ 2,412.33	4.15%	\$ 6,393.31	\$ 6,489.36	1.50%
MGS-S Customer 1451	\$ 960.65	\$ 1,026.17	6.82%	\$ 2,031.99	\$ 2,097.50	3.22%
MGS-S Customer 1452	\$ 1,682.89	\$ 1,764.68	4.86%	\$ 4,342.61	\$ 4,424.39	1.88%
MGS-S Customer 1453	\$ 1,803.52	\$ 1,887.95	4.68%	\$ 4,815.60	\$ 4,900.03	1.75%
MGS-S Customer 1454	\$ 2,061.29	\$ 2,164.91	5.03%	\$ 5,281.88	\$ 5,385.50	1.96%
MGS-S Customer 1455	\$ 2,029.56	\$ 2,132.45	5.07%	\$ 5,142.91	\$ 5,245.81	2.00%
MGS-S Customer 1456	\$ 2,948.16	\$ 3,071.71	4.19%	\$ 8,049.32	\$ 8,172.87	1.53%
MGS-S Customer 1457	\$ 2,980.44	\$ 3,104.80	4.17%	\$ 8,136.77	\$ 8,261.13	1.53%
MGS-S Customer 1458	\$ 1,456.04	\$ 1,545.96	6.18%	\$ 3,300.93	\$ 3,390.85	2.72%
MGS-S Customer 1459	\$ 1,328.28	\$ 1,402.06	5.55%	\$ 3,197.99	\$ 3,271.77	2.31%
MGS-S Customer 1460	\$ 2,146.35	\$ 2,251.84	4.91%	\$ 5,530.35	\$ 5,635.83	1.91%
MGS-S Customer 1461	\$ 738.19	\$ 811.92	9.99%	\$ 1,139.70	\$ 1,213.44	6.47%
MGS-S Customer 1462	\$ 1,744.44	\$ 1,827.62	4.77%	\$ 4,616.03	\$ 4,699.21	1.80%
MGS-S Customer 1463	\$ 1,896.83	\$ 1,983.44	4.57%	\$ 5,010.04	\$ 5,096.65	1.73%
MGS-S Customer 1464	\$ 1,820.31	\$ 1,918.43	5.39%	\$ 4,521.61	\$ 4,619.73	2.17%
MGS-S Customer 1465	\$ 6,937.27	\$ 7,150.95	3.08%	\$ 21,054.25	\$ 21,267.92	1.01%
MGS-S Customer 1466	\$ 924.89	\$ 989.59	7.00%	\$ 2,059.46	\$ 2,124.17	3.14%
MGS-S Customer 1467	\$ 2,279.04	\$ 2,387.43	4.76%	\$ 5,694.26	\$ 5,802.65	1.90%
MGS-S Customer 1468	\$ 1,331.19	\$ 1,405.00	5.54%	\$ 3,159.22	\$ 3,233.04	2.34%
MGS-S Customer 1469	\$ 2,468.20	\$ 2,580.97	4.57%	\$ 6,651.89	\$ 6,764.66	1.70%
MGS-S Customer 1470	\$ 1,246.85	\$ 1,318.75	5.77%	\$ 3,018.22	\$ 3,090.12	2.38%
MGS-S Customer 1471	\$ 2,885.35	\$ 2,994.25	3.77%	\$ 8,178.54	\$ 8,287.43	1.33%
MGS-S Customer 1472	\$ 1,703.84	\$ 1,799.40	5.61%	\$ 4,135.11	\$ 4,230.68	2.31%
MGS-S Customer 1473	\$ 2,820.55	\$ 2,941.25	4.28%	\$ 7,561.88	\$ 7,682.58	1.60%
MGS-S Customer 1474	\$ 18,466.50	\$ 18,940.27	2.57%	\$ 57,717.42	\$ 58,191.19	0.82%
MGS-S Customer 1475	\$ 1,876.47	\$ 1,975.88	5.30%	\$ 4,572.79	\$ 4,672.19	2.17%
MGS-S Customer 1476	\$ 4,178.46	\$ 4,316.55	3.30%	\$ 12,336.92	\$ 12,475.01	1.12%
MGS-S Customer 1477	\$ 15,212.80	\$ 15,614.70	2.64%	\$ 46,216.19	\$ 46,618.09	0.87%

Internal Use

Customer	Distribution 8/23 Prices	Distribution 1/24 Prices	Distribution % Difference	Delivery 8/23 Prices	Delivery 1/24 Prices	Delivery % Difference
MGS-S Customer 1478	\$ 629.76	\$ 701.04	11.32%	\$ 640.90	\$ 712.18	11.12%
MGS-S Customer 1479	\$ 1,988.83	\$ 2,090.78	5.13%	\$ 4,883.08	\$ 4,985.02	2.09%
MGS-S Customer 1480	\$ 4,546.41	\$ 4,706.07	3.51%	\$ 13,441.21	\$ 13,600.87	1.19%
MGS-S Customer 1481	\$ 4,584.24	\$ 4,731.50	3.21%	\$ 13,714.64	\$ 13,861.90	1.07%
MGS-S Customer 1482	\$ 4,314.66	\$ 4,455.85	3.27%	\$ 12,848.03	\$ 12,989.22	1.10%
MGS-S Customer 1483	\$ 3,251.13	\$ 3,381.56	4.01%	\$ 9,078.51	\$ 9,208.93	1.44%
MGS-S Customer 1484	\$ 4,505.31	\$ 4,664.73	3.54%	\$ 12,747.79	\$ 12,907.21	1.25%
MGS-S Customer 1485	\$ 631.70	\$ 703.03	11.29%	\$ 672.19	\$ 743.51	10.61%
MGS-S Customer 1486	\$ 3,254.73	\$ 3,385.21	4.01%	\$ 9,020.87	\$ 9,151.36	1.45%
MGS-S Customer 1487	\$ 1,507.90	\$ 1,585.68	5.16%	\$ 3,675.90	\$ 3,753.68	2.12%
MGS-S Customer 1488	\$ 3,427.83	\$ 3,562.24	3.92%	\$ 9,518.06	\$ 9,652.48	1.41%
MGS-S Customer 1489	\$ 4,439.77	\$ 4,596.96	3.54%	\$ 12,504.06	\$ 12,661.26	1.26%
MGS-S Customer 1490	\$ 3,316.62	\$ 3,448.51	3.98%	\$ 9,158.39	\$ 9,290.29	1.44%
MGS-S Customer 1491	\$ 2,299.43	\$ 2,408.36	4.74%	\$ 5,926.49	\$ 6,035.43	1.84%
MGS-S Customer 1492	\$ 1,565.74	\$ 1,644.90	5.06%	\$ 3,980.23	\$ 4,059.39	1.99%
MGS-S Customer 1493	\$ 1,486.79	\$ 1,564.16	5.20%	\$ 3,732.58	\$ 3,809.96	2.07%
MGS-S Customer 1494	\$ 6,488.15	\$ 6,691.71	3.14%	\$ 19,695.83	\$ 19,899.40	1.03%
MGS-S Customer 1495	\$ 1,891.68	\$ 1,991.44	5.27%	\$ 4,648.14	\$ 4,747.90	2.15%
MGS-S Customer 1496	\$ 610.99	\$ 668.58	9.43%	\$ 1,151.38	\$ 1,208.97	5.00%
MGS-S Customer 1497	\$ 5,359.71	\$ 5,537.75	3.32%	\$ 15,872.27	\$ 16,050.31	1.12%
MGS-S Customer 1498	\$ 5,874.64	\$ 6,064.29	3.23%	\$ 17,152.20	\$ 17,341.86	1.11%
MGS-S Customer 1499	\$ 4,262.08	\$ 4,402.06	3.28%	\$ 12,652.99	\$ 12,792.96	1.11%
MGS-S Customer 1500	\$ 1,668.99	\$ 1,763.71	5.68%	\$ 3,896.88	\$ 3,991.60	2.43%
MGS-S Customer 1501	\$ 2,246.65	\$ 2,341.12	4.20%	\$ 6,084.81	\$ 6,179.27	1.55%
MGS-S Customer 1502	\$ 2,758.95	\$ 2,865.00	3.84%	\$ 7,810.61	\$ 7,916.65	1.36%
MGS-S Customer 1503	\$ 483.84	\$ 538.56	11.31%	\$ 655.36	\$ 710.08	8.35%
MGS-S Customer 1504	\$ 1,953.23	\$ 2,054.35	5.18%	\$ 4,779.69	\$ 4,880.81	2.12%
MGS-S Customer 1505	\$ 640.11	\$ 711.63	11.17%	\$ 662.68	\$ 734.20	10.79%
MGS-S Customer 1506	\$ 2,269.10	\$ 2,364.09	4.19%	\$ 6,040.77	\$ 6,135.75	1.57%
MGS-S Customer 1507	\$ 1,472.72	\$ 1,563.00	6.13%	\$ 3,299.71	\$ 3,390.00	2.74%
MGS-S Customer 1508	\$ 1,065.22	\$ 1,146.35	7.62%	\$ 2,040.31	\$ 2,121.45	3.98%
MGS-S Customer 1509	\$ 934.22	\$ 999.13	6.95%	\$ 2,185.70	\$ 2,250.61	2.97%
MGS-S Customer 1510	\$ 1,496.61	\$ 1,574.16	5.18%	\$ 3,681.82	\$ 3,759.37	2.11%
MGS-S Customer 1511	\$ 483.84	\$ 538.56	11.31%	\$ 788.61	\$ 843.33	6.94%
MGS-S Customer 1512	\$ 2,111.31	\$ 2,216.04	4.96%	\$ 5,267.78	\$ 5,372.51	1.99%
MGS-S Customer 1513	\$ 1,646.29	\$ 1,727.24	4.92%	\$ 4,233.20	\$ 4,314.15	1.91%
MGS-S Customer 1514	\$ 4,182.83	\$ 4,336.86	3.68%	\$ 10,763.68	\$ 10,917.71	1.43%
MGS-S Customer 1515	\$ 1,608.98	\$ 1,702.41	5.81%	\$ 3,820.77	\$ 3,914.20	2.45%
MGS-S Customer 1516	\$ 2,161.89	\$ 2,254.47	4.28%	\$ 5,833.33	\$ 5,925.91	1.59%
MGS-S Customer 1517	\$ 1,705.34	\$ 1,800.87	5.60%	\$ 4,003.08	\$ 4,098.61	2.39%

Internal Use

Customer	Distribution 8/23 Prices	Distribution 1/24 Prices	Distribution % Difference	Delivery 8/23 Prices	Delivery 1/24 Prices	Delivery % Difference
MGS-S Customer 1518	\$ 1,385.49	\$ 1,473.81	6.37%	\$ 3,012.81	\$ 3,101.13	2.93%
MGS-S Customer 1519	\$ 3,341.84	\$ 3,474.28	3.96%	\$ 9,173.63	\$ 9,306.07	1.44%
MGS-S Customer 1520	\$ 1,029.02	\$ 1,109.29	7.80%	\$ 1,868.26	\$ 1,948.54	4.30%
MGS-S Customer 1521	\$ 2,268.07	\$ 2,376.32	4.77%	\$ 5,974.34	\$ 6,082.59	1.81%
MGS-S Customer 1522	\$ 2,396.54	\$ 2,494.42	4.08%	\$ 6,728.02	\$ 6,825.89	1.45%
MGS-S Customer 1523	\$ 1,307.86	\$ 1,381.16	5.60%	\$ 3,143.02	\$ 3,216.33	2.33%
MGS-S Customer 1524	\$ 1,967.42	\$ 2,068.85	5.16%	\$ 4,821.25	\$ 4,922.68	2.10%
MGS-S Customer 1525	\$ 919.35	\$ 997.15	8.46%	\$ 1,551.70	\$ 1,629.51	5.01%
MGS-S Customer 1526	\$ 2,182.12	\$ 2,275.28	4.27%	\$ 7,052.88	\$ 7,146.04	1.32%
MGS-S Customer 1527	\$ 1,161.44	\$ 1,244.76	7.17%	\$ 2,407.89	\$ 2,491.20	3.46%
MGS-S Customer 1528	\$ 1,462.23	\$ 1,552.28	6.16%	\$ 3,259.20	\$ 3,349.26	2.76%
MGS-S Customer 1529	\$ 4,366.91	\$ 4,522.54	3.56%	\$ 12,668.11	\$ 12,823.75	1.23%
MGS-S Customer 1530	\$ 1,053.94	\$ 1,134.82	7.67%	\$ 2,000.66	\$ 2,081.54	4.04%
MGS-S Customer 1531	\$ 825.60	\$ 888.05	7.56%	\$ 1,611.80	\$ 1,674.26	3.88%
MGS-S Customer 1532	\$ 1,530.89	\$ 1,609.24	5.12%	\$ 3,755.78	\$ 3,834.13	2.09%
MGS-S Customer 1533	\$ 2,600.93	\$ 2,716.67	4.45%	\$ 6,897.87	\$ 7,013.61	1.68%
MGS-S Customer 1534	\$ 10,133.97	\$ 10,421.49	2.84%	\$ 30,175.09	\$ 30,462.62	0.95%
MGS-S Customer 1535	\$ 10,304.04	\$ 10,597.76	2.85%	\$ 30,000.53	\$ 30,294.25	0.98%
MGS-S Customer 1536	\$ 483.84	\$ 538.56	11.31%	\$ 556.19	\$ 610.91	9.84%
MGS-S Customer 1537	\$ 754.64	\$ 815.47	8.06%	\$ 1,502.96	\$ 1,563.79	4.05%
MGS-S Customer 1538	\$ 1,451.26	\$ 1,527.79	5.27%	\$ 3,586.74	\$ 3,663.27	2.13%
MGS-S Customer 1539	\$ 4,974.12	\$ 5,130.04	3.13%	\$ 14,966.65	\$ 15,122.58	1.04%
MGS-S Customer 1540	\$ 3,720.73	\$ 3,848.48	3.43%	\$ 10,988.55	\$ 11,116.29	1.16%
MGS-S Customer 1541	\$ 3,933.73	\$ 4,079.58	3.71%	\$ 11,336.43	\$ 11,482.28	1.29%
MGS-S Customer 1542	\$ 893.30	\$ 957.28	7.16%	\$ 1,816.83	\$ 1,880.82	3.52%
MGS-S Customer 1543	\$ 3,105.52	\$ 3,232.65	4.09%	\$ 8,564.38	\$ 8,691.51	1.48%
MGS-S Customer 1544	\$ 1,534.68	\$ 1,613.07	5.11%	\$ 3,828.42	\$ 3,906.81	2.05%
MGS-S Customer 1545	\$ 2,936.19	\$ 3,059.44	4.20%	\$ 7,895.14	\$ 8,018.39	1.56%
MGS-S Customer 1546	\$ 1,803.81	\$ 1,901.53	5.42%	\$ 4,272.53	\$ 4,370.25	2.29%
MGS-S Customer 1547	\$ 5,317.42	\$ 5,494.47	3.33%	\$ 15,019.55	\$ 15,196.60	1.18%
MGS-S Customer 1548	\$ 665.46	\$ 724.29	8.84%	\$ 1,271.38	\$ 1,330.21	4.63%
MGS-S Customer 1549	\$ 2,198.84	\$ 2,292.25	4.25%	\$ 5,965.93	\$ 6,059.34	1.57%
MGS-S Customer 1550	\$ 2,558.09	\$ 2,659.51	3.96%	\$ 7,191.62	\$ 7,293.04	1.41%
MGS-S Customer 1551	\$ 16,495.04	\$ 16,924.32	2.60%	\$ 51,792.88	\$ 52,222.17	0.83%
MGS-S Customer 1552	\$ 483.84	\$ 538.56	11.31%	\$ 620.41	\$ 675.13	8.82%
MGS-S Customer 1553	\$ 973.85	\$ 1,052.92	8.12%	\$ 1,743.89	\$ 1,822.95	4.53%
MGS-S Customer 1554	\$ 3,436.22	\$ 3,575.10	4.04%	\$ 7,955.16	\$ 8,094.04	1.75%
MGS-S Customer 1555	\$ 10,121.88	\$ 10,416.63	2.91%	\$ 26,878.95	\$ 27,173.70	1.10%
MGS-S Customer 1556	\$ 2,241.34	\$ 2,350.49	4.87%	\$ 5,078.80	\$ 5,187.95	2.15%
MGS-S Customer 1557	\$ 1,982.80	\$ 2,071.30	4.46%	\$ 5,301.18	\$ 5,389.69	1.67%

Internal Use

Customer	Distribution 8/23 Prices	Distribution 1/24 Prices	Distribution % Difference	Delivery 8/23 Prices	Delivery 1/24 Prices	Delivery % Difference
MGS-S Customer 1558	\$ 3,345.00	\$ 3,480.05	4.04%	\$ 8,365.84	\$ 8,500.90	1.61%
MGS-S Customer 1559	\$ 2,333.66	\$ 2,443.37	4.70%	\$ 6,079.80	\$ 6,189.51	1.80%
MGS-S Customer 1560	\$ 1,742.18	\$ 1,825.30	4.77%	\$ 4,482.28	\$ 4,565.39	1.85%
MGS-S Customer 1561	\$ 1,639.29	\$ 1,720.07	4.93%	\$ 4,122.87	\$ 4,203.65	1.96%
MGS-S Customer 1562	\$ 2,228.25	\$ 2,335.64	4.82%	\$ 5,808.41	\$ 5,915.81	1.85%
MGS-S Customer 1563	\$ 1,859.22	\$ 1,958.26	5.33%	\$ 4,598.90	\$ 4,697.94	2.15%
MGS-S Customer 1564	\$ 1,340.49	\$ 1,414.51	5.52%	\$ 3,303.11	\$ 3,377.13	2.24%
MGS-S Customer 1565	\$ 1,658.81	\$ 1,740.06	4.90%	\$ 4,098.91	\$ 4,180.16	1.98%
MGS-S Customer 1566	\$ 1,302.85	\$ 1,376.03	5.62%	\$ 3,060.80	\$ 3,133.98	2.39%
MGS-S Customer 1567	\$ 2,046.99	\$ 2,150.25	5.04%	\$ 5,162.10	\$ 5,265.36	2.00%
MGS-S Customer 1568	\$ 2,374.93	\$ 2,485.52	4.66%	\$ 6,078.73	\$ 6,189.32	1.82%
MGS-S Customer 1569	\$ 483.84	\$ 538.56	11.31%	\$ 707.01	\$ 761.73	7.74%
MGS-S Customer 1570	\$ 1,154.18	\$ 1,223.97	6.05%	\$ 2,531.72	\$ 2,601.51	2.76%
MGS-S Customer 1571	\$ 1,619.84	\$ 1,714.72	5.86%	\$ 3,342.07	\$ 3,436.95	2.84%
MGS-S Customer 1572	\$ 2,019.62	\$ 2,122.33	5.09%	\$ 5,230.96	\$ 5,333.67	1.96%
MGS-S Customer 1573	\$ 2,205.58	\$ 2,299.16	4.24%	\$ 5,915.54	\$ 6,009.12	1.58%
MGS-S Customer 1574	\$ 1,140.91	\$ 1,210.50	6.10%	\$ 3,131.31	\$ 3,200.90	2.22%
MGS-S Customer 1575	\$ 4,939.69	\$ 5,108.23	3.41%	\$ 14,425.29	\$ 14,593.82	1.17%
MGS-S Customer 1576	\$ 1,781.80	\$ 1,879.07	5.46%	\$ 4,272.35	\$ 4,369.62	2.28%
MGS-S Customer 1577	\$ 1,392.62	\$ 1,467.85	5.40%	\$ 3,368.92	\$ 3,444.15	2.23%
MGS-S Customer 1578	\$ 1,782.57	\$ 1,866.60	4.71%	\$ 4,588.94	\$ 4,672.97	1.83%
MGS-S Customer 1579	\$ 1,792.48	\$ 1,889.99	5.44%	\$ 4,395.08	\$ 4,492.59	2.22%
MGS-S Customer 1580	\$ 2,047.54	\$ 2,150.81	5.04%	\$ 5,118.60	\$ 5,221.88	2.02%
MGS-S Customer 1581	\$ 1,060.09	\$ 1,127.85	6.39%	\$ 2,655.24	\$ 2,723.00	2.55%
MGS-S Customer 1582	\$ 808.29	\$ 870.36	7.68%	\$ 1,628.26	\$ 1,690.33	3.81%
MGS-S Customer 1583	\$ 2,624.62	\$ 2,727.56	3.92%	\$ 7,481.59	\$ 7,584.54	1.38%
MGS-S Customer 1584	\$ 4,752.87	\$ 4,917.13	3.46%	\$ 14,153.74	\$ 14,318.00	1.16%
MGS-S Customer 1585	\$ 683.80	\$ 756.31	10.60%	\$ 802.26	\$ 874.76	9.04%
MGS-S Customer 1586	\$ 629.76	\$ 701.04	11.32%	\$ 797.29	\$ 868.57	8.94%
MGS-S Customer 1587	\$ 1,927.45	\$ 2,014.73	4.53%	\$ 5,125.70	\$ 5,212.98	1.70%
MGS-S Customer 1588	\$ 1,743.09	\$ 1,826.22	4.77%	\$ 4,532.71	\$ 4,615.84	1.83%
MGS-S Customer 1589	\$ 2,585.81	\$ 2,701.20	4.46%	\$ 6,759.25	\$ 6,874.63	1.71%
MGS-S Customer 1590	\$ 2,078.33	\$ 2,169.01	4.36%	\$ 5,645.11	\$ 5,735.79	1.61%
MGS-S Customer 1591	\$ 2,803.43	\$ 2,923.79	4.29%	\$ 7,693.43	\$ 7,813.80	1.56%
MGS-S Customer 1592	\$ 2,252.47	\$ 2,360.33	4.79%	\$ 5,710.55	\$ 5,818.41	1.89%
MGS-S Customer 1593	\$ 1,943.33	\$ 2,044.24	5.19%	\$ 4,790.37	\$ 4,891.28	2.11%
MGS-S Customer 1594	\$ 3,076.46	\$ 3,189.69	3.68%	\$ 8,809.98	\$ 8,923.21	1.29%
MGS-S Customer 1595	\$ 1,429.54	\$ 1,518.78	6.24%	\$ 2,999.62	\$ 3,088.86	2.98%
MGS-S Customer 1596	\$ 2,320.18	\$ 2,429.65	4.72%	\$ 6,032.83	\$ 6,142.29	1.81%
MGS-S Customer 1597	\$ 2,534.12	\$ 2,648.36	4.51%	\$ 6,667.02	\$ 6,781.26	1.71%

Internal Use

Customer	Distribution 8/23 Prices	Distribution 1/24 Prices	Distribution % Difference	Delivery 8/23 Prices	Delivery 1/24 Prices	Delivery % Difference
MGS-S Customer 1598	\$ 2,453.41	\$ 2,565.83	4.58%	\$ 6,483.15	\$ 6,595.58	1.73%
MGS-S Customer 1599	\$ 2,897.82	\$ 3,020.17	4.22%	\$ 7,770.16	\$ 7,892.51	1.57%
MGS-S Customer 1600	\$ 2,002.95	\$ 2,105.18	5.10%	\$ 4,874.27	\$ 4,976.50	2.10%
MGS-S Customer 1601	\$ 1,398.82	\$ 1,487.57	6.34%	\$ 3,125.19	\$ 3,213.94	2.84%
MGS-S Customer 1602	\$ 1,884.82	\$ 1,971.12	4.58%	\$ 5,042.32	\$ 5,128.62	1.71%
MGS-S Customer 1603	\$ 1,590.74	\$ 1,683.68	5.84%	\$ 3,633.60	\$ 3,726.53	2.56%
MGS-S Customer 1604	\$ 1,940.56	\$ 2,028.13	4.51%	\$ 5,223.23	\$ 5,310.80	1.68%
MGS-S Customer 1605	\$ 1,908.52	\$ 1,995.39	4.55%	\$ 4,920.15	\$ 5,007.03	1.77%
MGS-S Customer 1606	\$ 1,461.45	\$ 1,538.21	5.25%	\$ 3,637.82	\$ 3,714.59	2.11%
MGS-S Customer 1607	\$ 1,740.71	\$ 1,823.77	4.77%	\$ 4,516.52	\$ 4,599.59	1.84%
MGS-S Customer 1608	\$ 3,755.36	\$ 3,897.13	3.78%	\$ 10,633.09	\$ 10,774.86	1.33%
MGS-S Customer 1609	\$ 2,725.03	\$ 2,843.56	4.35%	\$ 7,262.10	\$ 7,380.64	1.63%
MGS-S Customer 1610	\$ 1,841.81	\$ 1,940.43	5.35%	\$ 4,487.63	\$ 4,586.25	2.20%
MGS-S Customer 1611	\$ 1,828.12	\$ 1,926.44	5.38%	\$ 4,487.02	\$ 4,585.34	2.19%
MGS-S Customer 1612	\$ 1,759.83	\$ 1,856.60	5.50%	\$ 4,101.59	\$ 4,198.37	2.36%
MGS-S Customer 1613	\$ 894.34	\$ 971.61	8.64%	\$ 1,488.82	\$ 1,566.09	5.19%
MGS-S Customer 1614	\$ 629.76	\$ 701.04	11.32%	\$ 644.12	\$ 715.40	11.07%
MGS-S Customer 1615	\$ 1,820.31	\$ 1,905.18	4.66%	\$ 4,758.68	\$ 4,843.54	1.78%
MGS-S Customer 1616	\$ 3,754.86	\$ 3,883.39	3.42%	\$ 11,008.51	\$ 11,137.04	1.17%
MGS-S Customer 1617	\$ 2,129.65	\$ 2,221.47	4.31%	\$ 5,864.88	\$ 5,956.71	1.57%
MGS-S Customer 1618	\$ 483.84	\$ 538.56	11.31%	\$ 774.45	\$ 829.17	7.07%
MGS-S Customer 1619	\$ 2,186.90	\$ 2,293.43	4.87%	\$ 5,830.15	\$ 5,936.67	1.83%
MGS-S Customer 1620	\$ 1,825.63	\$ 1,910.63	4.66%	\$ 4,766.88	\$ 4,851.88	1.78%
MGS-S Customer 1621	\$ 1,820.52	\$ 1,905.34	4.66%	\$ 4,826.18	\$ 4,911.00	1.76%
MGS-S Customer 1622	\$ 1,654.57	\$ 1,748.95	5.70%	\$ 3,854.99	\$ 3,949.37	2.45%
MGS-S Customer 1623	\$ 1,951.97	\$ 2,053.08	5.18%	\$ 4,829.73	\$ 4,930.84	2.09%
MGS-S Customer 1624	\$ 3,027.31	\$ 3,139.43	3.70%	\$ 8,705.57	\$ 8,817.69	1.29%
MGS-S Customer 1625	\$ 1,824.67	\$ 1,909.63	4.66%	\$ 4,663.96	\$ 4,748.91	1.82%
MGS-S Customer 1626	\$ 1,012.64	\$ 1,079.28	6.58%	\$ 2,292.17	\$ 2,358.81	2.91%
MGS-S Customer 1627	\$ 843.79	\$ 919.92	9.02%	\$ 1,323.42	\$ 1,399.54	5.75%
MGS-S Customer 1628	\$ 785.68	\$ 847.21	7.83%	\$ 1,413.38	\$ 1,474.91	4.35%
MGS-S Customer 1629	\$ 1,603.82	\$ 1,697.10	5.82%	\$ 3,749.54	\$ 3,842.81	2.49%
MGS-S Customer 1630	\$ 11,036.72	\$ 11,342.75	2.77%	\$ 34,122.94	\$ 34,428.96	0.90%
MGS-S Customer 1631	\$ 8,996.83	\$ 9,256.82	2.89%	\$ 27,146.86	\$ 27,406.85	0.96%
MGS-S Customer 1632	\$ 8,331.42	\$ 8,576.41	2.94%	\$ 25,136.61	\$ 25,381.60	0.97%
MGS-S Customer 1633	\$ 2,047.02	\$ 2,150.28	5.04%	\$ 5,184.00	\$ 5,287.26	1.99%
MGS-S Customer 1634	\$ 1,447.65	\$ 1,537.37	6.20%	\$ 3,232.68	\$ 3,322.40	2.78%
MGS-S Customer 1635	\$ 2,378.16	\$ 2,488.87	4.66%	\$ 6,262.58	\$ 6,373.29	1.77%
MGS-S Customer 1636	\$ 1,287.61	\$ 1,373.72	6.69%	\$ 2,701.26	\$ 2,787.37	3.19%
MGS-S Customer 1637	\$ 1,731.17	\$ 1,814.01	4.79%	\$ 4,302.18	\$ 4,385.02	1.93%

Internal Use

Customer	Distribution 8/23 Prices	Distribution 1/24 Prices	Distribution % Difference	Delivery 8/23 Prices	Delivery 1/24 Prices	Delivery % Difference
MGS-S Customer 1638	\$ 2,518.81	\$ 2,634.12	4.58%	\$ 6,027.35	\$ 6,142.66	1.91%
MGS-S Customer 1639	\$ 1,551.27	\$ 1,630.07	5.08%	\$ 3,914.28	\$ 3,993.08	2.01%
MGS-S Customer 1640	\$ 2,084.07	\$ 2,188.15	4.99%	\$ 5,246.44	\$ 5,350.52	1.98%
MGS-S Customer 1641	\$ 2,901.29	\$ 3,010.56	3.77%	\$ 8,350.82	\$ 8,460.09	1.31%
MGS-S Customer 1642	\$ 2,781.26	\$ 2,887.82	3.83%	\$ 7,896.86	\$ 8,003.42	1.35%
MGS-S Customer 1643	\$ 3,197.07	\$ 3,313.03	3.63%	\$ 9,306.03	\$ 9,422.00	1.25%
MGS-S Customer 1644	\$ 649.61	\$ 708.09	9.00%	\$ 1,010.88	\$ 1,069.36	5.79%
MGS-S Customer 1645	\$ 3,704.48	\$ 3,845.07	3.80%	\$ 10,238.09	\$ 10,378.67	1.37%
MGS-S Customer 1646	\$ 2,795.09	\$ 2,915.18	4.30%	\$ 7,438.32	\$ 7,558.40	1.61%
MGS-S Customer 1647	\$ 2,006.78	\$ 2,095.82	4.44%	\$ 5,441.04	\$ 5,530.08	1.64%
MGS-S Customer 1648	\$ 2,033.51	\$ 2,136.46	5.06%	\$ 5,044.96	\$ 5,147.91	2.04%
MGS-S Customer 1649	\$ 1,460.09	\$ 1,550.11	6.17%	\$ 3,166.80	\$ 3,256.82	2.84%
MGS-S Customer 1650	\$ 4,170.60	\$ 4,321.79	3.63%	\$ 12,337.95	\$ 12,489.14	1.23%
MGS-S Customer 1651	\$ 1,378.53	\$ 1,466.70	6.40%	\$ 3,029.78	\$ 3,117.95	2.91%
MGS-S Customer 1652	\$ 4,554.57	\$ 4,714.44	3.51%	\$ 13,823.83	\$ 13,983.69	1.16%
MGS-S Customer 1653	\$ 965.20	\$ 1,030.76	6.79%	\$ 2,192.02	\$ 2,257.58	2.99%
MGS-S Customer 1654	\$ 2,220.59	\$ 2,314.49	4.23%	\$ 5,932.87	\$ 6,026.77	1.58%
MGS-S Customer 1655	\$ 696.37	\$ 755.90	8.55%	\$ 1,388.28	\$ 1,447.81	4.29%
MGS-S Customer 1656	\$ 1,574.15	\$ 1,666.73	5.88%	\$ 3,545.73	\$ 3,638.31	2.61%
MGS-S Customer 1657	\$ 1,563.20	\$ 1,642.27	5.06%	\$ 3,935.63	\$ 4,014.69	2.01%
MGS-S Customer 1658	\$ 783.71	\$ 845.15	7.84%	\$ 1,354.62	\$ 1,416.07	4.54%
MGS-S Customer 1659	\$ 1,508.06	\$ 1,599.15	6.04%	\$ 3,441.37	\$ 3,532.46	2.65%
MGS-S Customer 1660	\$ 621.73	\$ 679.57	9.30%	\$ 909.05	\$ 966.88	6.36%
MGS-S Customer 1661	\$ 483.84	\$ 538.56	11.31%	\$ 483.84	\$ 538.56	11.31%
MGS-S Customer 1662	\$ 1,914.42	\$ 2,014.67	5.24%	\$ 4,801.06	\$ 4,901.31	2.09%
MGS-S Customer 1663	\$ 5,491.14	\$ 5,672.14	3.30%	\$ 16,301.88	\$ 16,482.88	1.11%
MGS-S Customer 1664	\$ 653.26	\$ 711.81	8.96%	\$ 1,267.26	\$ 1,325.81	4.62%
MGS-S Customer 1665	\$ 4,719.13	\$ 4,882.77	3.47%	\$ 13,998.28	\$ 14,161.92	1.17%
MGS-S Customer 1666	\$ 2,037.98	\$ 2,127.76	4.41%	\$ 5,519.36	\$ 5,609.14	1.63%
MGS-S Customer 1667	\$ 786.69	\$ 848.22	7.82%	\$ 1,543.67	\$ 1,605.20	3.99%
MGS-S Customer 1668	\$ 1,708.87	\$ 1,791.23	4.82%	\$ 4,450.73	\$ 4,533.09	1.85%
MGS-S Customer 1669	\$ 3,235.77	\$ 3,366.50	4.04%	\$ 8,515.68	\$ 8,646.40	1.54%
MGS-S Customer 1670	\$ 1,654.94	\$ 1,749.34	5.70%	\$ 3,891.63	\$ 3,986.03	2.43%
MGS-S Customer 1671	\$ 1,033.78	\$ 1,114.19	7.78%	\$ 1,926.62	\$ 2,007.02	4.17%
MGS-S Customer 1672	\$ 865.64	\$ 929.00	7.32%	\$ 1,713.04	\$ 1,776.40	3.70%
MGS-S Customer 1673	\$ 1,524.59	\$ 1,602.73	5.13%	\$ 3,852.54	\$ 3,930.68	2.03%
MGS-S Customer 1674	\$ 9,333.10	\$ 9,600.45	2.86%	\$ 26,920.82	\$ 27,188.17	0.99%
MGS-S Customer 1675	\$ 1,098.65	\$ 1,180.55	7.45%	\$ 2,393.75	\$ 2,475.64	3.42%
MGS-S Customer 1676	\$ 5,045.97	\$ 5,216.80	3.39%	\$ 14,630.25	\$ 14,801.09	1.17%
MGS-S Customer 1677	\$ 3,282.33	\$ 3,413.44	3.99%	\$ 9,256.68	\$ 9,387.79	1.42%

Internal Use

Customer	Distribution 8/23 Prices	Distribution 1/24 Prices	Distribution % Difference	Delivery 8/23 Prices	Delivery 1/24 Prices	Delivery % Difference
MGS-S Customer 1678	\$ 2,393.49	\$ 2,504.59	4.64%	\$ 6,482.12	\$ 6,593.23	1.71%
MGS-S Customer 1679	\$ 1,853.19	\$ 1,938.91	4.63%	\$ 4,952.24	\$ 5,037.96	1.73%
MGS-S Customer 1680	\$ 975.24	\$ 1,041.03	6.75%	\$ 2,004.81	\$ 2,070.61	3.28%
MGS-S Customer 1681	\$ 3,930.79	\$ 4,063.31	3.37%	\$ 11,583.44	\$ 11,715.96	1.14%
MGS-S Customer 1682	\$ 642.54	\$ 714.11	11.14%	\$ 671.54	\$ 743.11	10.66%
MGS-S Customer 1683	\$ 5,419.65	\$ 5,585.76	3.06%	\$ 16,433.80	\$ 16,599.91	1.01%
MGS-S Customer 1684	\$ 5,070.11	\$ 5,228.48	3.12%	\$ 15,377.03	\$ 15,535.40	1.03%
MGS-S Customer 1685	\$ 483.84	\$ 538.56	11.31%	\$ 731.59	\$ 786.31	7.48%
MGS-S Customer 1686	\$ 728.25	\$ 788.50	8.27%	\$ 1,458.04	\$ 1,518.29	4.13%
MGS-S Customer 1687	\$ 984.35	\$ 1,063.65	8.06%	\$ 1,835.41	\$ 1,914.72	4.32%
MGS-S Customer 1688	\$ 2,637.44	\$ 2,754.03	4.42%	\$ 6,973.31	\$ 7,089.91	1.67%
MGS-S Customer 1689	\$ 1,493.23	\$ 1,570.71	5.19%	\$ 3,680.16	\$ 3,757.64	2.11%
MGS-S Customer 1690	\$ 2,027.68	\$ 2,130.49	5.07%	\$ 5,116.29	\$ 5,219.09	2.01%
MGS-S Customer 1691	\$ 3,190.15	\$ 3,319.22	4.05%	\$ 8,888.81	\$ 9,017.88	1.45%
MGS-S Customer 1692	\$ 1,920.48	\$ 2,007.63	4.54%	\$ 5,053.68	\$ 5,140.83	1.72%
MGS-S Customer 1693	\$ 3,088.22	\$ 3,201.70	3.67%	\$ 8,712.67	\$ 8,826.15	1.30%
MGS-S Customer 1694	\$ 3,820.83	\$ 3,950.86	3.40%	\$ 10,923.52	\$ 11,053.55	1.19%
MGS-S Customer 1695	\$ 3,711.01	\$ 3,851.81	3.79%	\$ 10,517.56	\$ 10,658.36	1.34%
MGS-S Customer 1696	\$ 1,308.61	\$ 1,381.97	5.61%	\$ 3,182.73	\$ 3,256.09	2.30%
MGS-S Customer 1697	\$ 1,844.00	\$ 1,942.71	5.35%	\$ 4,652.01	\$ 4,750.72	2.12%
MGS-S Customer 1698	\$ 1,761.61	\$ 1,845.14	4.74%	\$ 4,492.81	\$ 4,576.35	1.86%
MGS-S Customer 1699	\$ 1,991.44	\$ 2,093.45	5.12%	\$ 5,002.63	\$ 5,104.64	2.04%
MGS-S Customer 1700	\$ 483.84	\$ 538.56	11.31%	\$ 671.71	\$ 726.43	8.15%
MGS-S Customer 1701	\$ 3,175.43	\$ 3,304.14	4.05%	\$ 8,708.86	\$ 8,837.57	1.48%
MGS-S Customer 1702	\$ 963.77	\$ 1,029.35	6.80%	\$ 2,232.78	\$ 2,298.36	2.94%
MGS-S Customer 1703	\$ 6,081.07	\$ 6,275.30	3.19%	\$ 17,944.12	\$ 18,138.35	1.08%
MGS-S Customer 1704	\$ 863.89	\$ 927.21	7.33%	\$ 1,751.83	\$ 1,815.15	3.61%
MGS-S Customer 1705	\$ 573.17	\$ 629.91	9.90%	\$ 851.25	\$ 908.00	6.67%
MGS-S Customer 1706	\$ 1,777.36	\$ 1,874.52	5.47%	\$ 4,485.76	\$ 4,582.92	2.17%
MGS-S Customer 1707	\$ 2,803.69	\$ 2,910.72	3.82%	\$ 7,774.93	\$ 7,881.96	1.38%
MGS-S Customer 1708	\$ 2,139.50	\$ 2,231.58	4.30%	\$ 5,789.85	\$ 5,881.93	1.59%
MGS-S Customer 1709	\$ 2,319.45	\$ 2,428.88	4.72%	\$ 5,969.55	\$ 6,078.99	1.83%
MGS-S Customer 1710	\$ 1,268.12	\$ 1,353.81	6.76%	\$ 2,687.01	\$ 2,772.70	3.19%
MGS-S Customer 1711	\$ 5,973.28	\$ 6,165.06	3.21%	\$ 17,857.03	\$ 18,048.81	1.07%
MGS-S Customer 1712	\$ 5,032.93	\$ 5,203.57	3.39%	\$ 14,821.13	\$ 14,991.77	1.15%
MGS-S Customer 1713	\$ 2,135.70	\$ 2,240.95	4.93%	\$ 5,457.91	\$ 5,563.16	1.93%
MGS-S Customer 1714	\$ 1,656.05	\$ 1,750.52	5.70%	\$ 3,869.00	\$ 3,963.47	2.44%
MGS-S Customer 1715	\$ 1,719.63	\$ 1,802.23	4.80%	\$ 4,423.84	\$ 4,506.44	1.87%
MGS-S Customer 1716	\$ 2,917.36	\$ 3,040.22	4.21%	\$ 7,778.44	\$ 7,901.30	1.58%
MGS-S Customer 1717	\$ 1,698.80	\$ 1,780.91	4.83%	\$ 4,276.57	\$ 4,358.68	1.92%

Internal Use

Customer	Distribution 8/23 Prices	Distribution 1/24 Prices	Distribution % Difference	Delivery 8/23 Prices	Delivery 1/24 Prices	Delivery % Difference
MGS-S Customer 1718	\$ 2,011.59	\$ 2,114.06	5.09%	\$ 4,956.08	\$ 5,058.54	2.07%
MGS-S Customer 1719	\$ 4,148.25	\$ 4,285.66	3.31%	\$ 12,359.72	\$ 12,497.13	1.11%
MGS-S Customer 1720	\$ 2,084.43	\$ 2,175.26	4.36%	\$ 5,655.37	\$ 5,746.19	1.61%
MGS-S Customer 1721	\$ 3,324.50	\$ 3,456.60	3.97%	\$ 9,251.69	\$ 9,383.79	1.43%
MGS-S Customer 1722	\$ 1,183.71	\$ 1,254.22	5.96%	\$ 2,746.34	\$ 2,816.85	2.57%
MGS-S Customer 1723	\$ 1,883.56	\$ 1,969.63	4.57%	\$ 4,562.32	\$ 4,648.39	1.89%
MGS-S Customer 1724	\$ 1,629.30	\$ 1,709.88	4.95%	\$ 4,206.43	\$ 4,287.00	1.92%
MGS-S Customer 1725	\$ 1,741.28	\$ 1,837.64	5.53%	\$ 4,210.13	\$ 4,306.50	2.29%
MGS-S Customer 1726	\$ 2,445.64	\$ 2,544.53	4.04%	\$ 6,623.62	\$ 6,722.51	1.49%
MGS-S Customer 1727	\$ 1,630.44	\$ 1,711.02	4.94%	\$ 4,102.83	\$ 4,183.42	1.96%
MGS-S Customer 1728	\$ 4,429.67	\$ 4,586.66	3.54%	\$ 12,711.91	\$ 12,868.90	1.23%
MGS-S Customer 1729	\$ 1,362.77	\$ 1,437.31	5.47%	\$ 3,275.81	\$ 3,350.35	2.28%
MGS-S Customer 1730	\$ 5,453.32	\$ 5,633.43	3.30%	\$ 16,060.61	\$ 16,240.71	1.12%
MGS-S Customer 1731	\$ 5,937.47	\$ 6,128.46	3.22%	\$ 17,618.06	\$ 17,809.06	1.08%
MGS-S Customer 1732	\$ 5,146.61	\$ 5,319.83	3.37%	\$ 15,012.41	\$ 15,185.63	1.15%
MGS-S Customer 1733	\$ 4,491.73	\$ 4,650.15	3.53%	\$ 12,986.09	\$ 13,144.51	1.22%
MGS-S Customer 1734	\$ 4,222.18	\$ 4,374.49	3.61%	\$ 12,000.41	\$ 12,152.72	1.27%
MGS-S Customer 1735	\$ 3,648.85	\$ 3,788.21	3.82%	\$ 10,191.97	\$ 10,331.33	1.37%
MGS-S Customer 1736	\$ 5,041.88	\$ 5,212.65	3.39%	\$ 14,625.44	\$ 14,796.22	1.17%
MGS-S Customer 1737	\$ 5,954.35	\$ 6,145.74	3.21%	\$ 17,523.73	\$ 17,715.12	1.09%
MGS-S Customer 1738	\$ 5,409.77	\$ 5,588.89	3.31%	\$ 15,914.59	\$ 16,093.71	1.13%
MGS-S Customer 1739	\$ 4,960.76	\$ 5,129.76	3.41%	\$ 14,500.23	\$ 14,669.24	1.17%
MGS-S Customer 1740	\$ 4,533.34	\$ 4,692.70	3.52%	\$ 13,066.85	\$ 13,226.21	1.22%
MGS-S Customer 1741	\$ 2,081.58	\$ 2,185.61	5.00%	\$ 5,178.05	\$ 5,282.08	2.01%
MGS-S Customer 1742	\$ 1,040.55	\$ 1,107.87	6.47%	\$ 2,309.76	\$ 2,377.08	2.91%
MGS-S Customer 1743	\$ 2,428.46	\$ 2,540.31	4.61%	\$ 6,320.69	\$ 6,432.54	1.77%
MGS-S Customer 1744	\$ 3,318.18	\$ 3,450.07	3.97%	\$ 9,141.73	\$ 9,273.62	1.44%
MGS-S Customer 1745	\$ 8,378.08	\$ 8,624.33	2.94%	\$ 25,361.35	\$ 25,607.60	0.97%
MGS-S Customer 1746	\$ 1,188.18	\$ 1,258.78	5.94%	\$ 2,797.37	\$ 2,867.97	2.52%
MGS-S Customer 1747	\$ 2,796.01	\$ 2,916.15	4.30%	\$ 7,505.22	\$ 7,625.37	1.60%
MGS-S Customer 1748	\$ 4,945.95	\$ 5,101.39	3.14%	\$ 15,211.63	\$ 15,367.08	1.02%
MGS-S Customer 1749	\$ 1,488.65	\$ 1,566.03	5.20%	\$ 3,782.68	\$ 3,860.06	2.05%
MGS-S Customer 1750	\$ 3,422.84	\$ 3,543.89	3.54%	\$ 9,987.16	\$ 10,108.21	1.21%
MGS-S Customer 1751	\$ 1,122.74	\$ 1,205.15	7.34%	\$ 2,213.89	\$ 2,296.29	3.72%
MGS-S Customer 1752	\$ 2,137.76	\$ 2,243.09	4.93%	\$ 5,441.75	\$ 5,547.08	1.94%
MGS-S Customer 1753	\$ 6,999.77	\$ 7,214.76	3.07%	\$ 21,057.55	\$ 21,272.54	1.02%
MGS-S Customer 1754	\$ 483.84	\$ 538.56	11.31%	\$ 650.68	\$ 705.40	8.41%
MGS-S Customer 1755	\$ 1,713.38	\$ 1,795.77	4.81%	\$ 4,441.36	\$ 4,523.75	1.86%
MGS-S Customer 1756	\$ 3,522.76	\$ 3,659.31	3.88%	\$ 10,158.91	\$ 10,295.46	1.34%
MGS-S Customer 1757	\$ 2,746.85	\$ 2,852.61	3.85%	\$ 7,795.78	\$ 7,901.54	1.36%

Internal Use

Customer	Distribution 8/23 Prices	Distribution 1/24 Prices	Distribution % Difference	Delivery 8/23 Prices	Delivery 1/24 Prices	Delivery % Difference
MGS-S Customer 1758	\$ 3,031.11	\$ 3,143.28	3.70%	\$ 8,700.81	\$ 8,812.97	1.29%
MGS-S Customer 1759	\$ 2,603.54	\$ 2,706.04	3.94%	\$ 7,197.77	\$ 7,300.28	1.42%
MGS-S Customer 1760	\$ 7,217.72	\$ 7,437.47	3.04%	\$ 21,719.78	\$ 21,939.53	1.01%
MGS-S Customer 1761	\$ 1,801.89	\$ 1,886.35	4.69%	\$ 4,634.57	\$ 4,719.03	1.82%
MGS-S Customer 1762	\$ 2,142.97	\$ 2,235.12	4.30%	\$ 5,790.18	\$ 5,882.33	1.59%
MGS-S Customer 1763	\$ 879.06	\$ 942.72	7.24%	\$ 1,932.36	\$ 1,996.03	3.29%
MGS-S Customer 1764	\$ 1,557.96	\$ 1,650.17	5.92%	\$ 3,450.45	\$ 3,542.66	2.67%
MGS-S Customer 1765	\$ 2,298.10	\$ 2,407.01	4.74%	\$ 6,028.14	\$ 6,137.05	1.81%
MGS-S Customer 1766	\$ 1,894.76	\$ 1,981.32	4.57%	\$ 5,064.09	\$ 5,150.64	1.71%
MGS-S Customer 1767	\$ 1,942.73	\$ 2,043.58	5.19%	\$ 5,067.87	\$ 5,168.72	1.99%
MGS-S Customer 1768	\$ 1,697.16	\$ 1,779.22	4.84%	\$ 4,296.06	\$ 4,378.12	1.91%
MGS-S Customer 1769	\$ 662.08	\$ 734.09	10.88%	\$ 736.83	\$ 808.84	9.77%
MGS-S Customer 1770	\$ 1,514.64	\$ 1,592.60	5.15%	\$ 3,762.04	\$ 3,840.01	2.07%
MGS-S Customer 1771	\$ 1,028.74	\$ 1,095.80	6.52%	\$ 2,766.70	\$ 2,833.75	2.42%
MGS-S Customer 1772	\$ 3,622.89	\$ 3,761.69	3.83%	\$ 10,080.62	\$ 10,219.42	1.38%
MGS-S Customer 1773	\$ 1,476.33	\$ 1,553.38	5.22%	\$ 3,774.14	\$ 3,851.18	2.04%
MGS-S Customer 1774	\$ 1,078.10	\$ 1,159.52	7.55%	\$ 2,228.01	\$ 2,309.43	3.65%
MGS-S Customer 1775	\$ 2,365.59	\$ 2,476.00	4.67%	\$ 6,075.92	\$ 6,186.33	1.82%
MGS-S Customer 1776	\$ 1,674.60	\$ 1,769.46	5.66%	\$ 3,869.24	\$ 3,964.10	2.45%
MGS-S Customer 1777	\$ 3,639.08	\$ 3,778.29	3.83%	\$ 10,072.23	\$ 10,211.45	1.38%
MGS-S Customer 1778	\$ 2,539.41	\$ 2,653.75	4.50%	\$ 6,679.87	\$ 6,794.22	1.71%
MGS-S Customer 1779	\$ 2,000.23	\$ 2,102.49	5.11%	\$ 4,941.52	\$ 5,043.78	2.07%
MGS-S Customer 1780	\$ 2,483.87	\$ 2,597.05	4.56%	\$ 6,528.77	\$ 6,641.95	1.73%
MGS-S Customer 1781	\$ 1,682.56	\$ 1,777.58	5.65%	\$ 3,916.67	\$ 4,011.69	2.43%
MGS-S Customer 1782	\$ 1,187.05	\$ 1,257.58	5.94%	\$ 2,770.91	\$ 2,841.44	2.55%
MGS-S Customer 1783	\$ 3,903.86	\$ 4,048.92	3.72%	\$ 10,993.26	\$ 11,138.32	1.32%
MGS-S Customer 1784	\$ 1,023.60	\$ 1,103.77	7.83%	\$ 1,919.38	\$ 1,999.56	4.18%
MGS-S Customer 1785	\$ 910.86	\$ 988.50	8.52%	\$ 1,534.87	\$ 1,612.51	5.06%
MGS-S Customer 1786	\$ 843.67	\$ 906.54	7.45%	\$ 1,842.51	\$ 1,905.38	3.41%
MGS-S Customer 1787	\$ 2,046.11	\$ 2,149.36	5.05%	\$ 5,073.50	\$ 5,176.75	2.04%
MGS-S Customer 1788	\$ 2,955.95	\$ 3,079.69	4.19%	\$ 7,975.90	\$ 8,099.64	1.55%
MGS-S Customer 1789	\$ 2,609.87	\$ 2,725.83	4.44%	\$ 6,849.30	\$ 6,965.27	1.69%
MGS-S Customer 1790	\$ 1,458.95	\$ 1,548.97	6.17%	\$ 3,328.18	\$ 3,418.19	2.70%
MGS-S Customer 1791	\$ 10,055.72	\$ 10,339.78	2.82%	\$ 30,881.14	\$ 31,165.20	0.92%
MGS-S Customer 1792	\$ 1,517.27	\$ 1,595.21	5.14%	\$ 3,760.26	\$ 3,838.21	2.07%
MGS-S Customer 1793	\$ 1,680.94	\$ 1,775.93	5.65%	\$ 3,868.35	\$ 3,963.34	2.46%
MGS-S Customer 1794	\$ 726.84	\$ 787.06	8.29%	\$ 1,265.09	\$ 1,325.31	4.76%
MGS-S Customer 1795	\$ 1,892.54	\$ 1,992.33	5.27%	\$ 4,689.54	\$ 4,789.33	2.13%
MGS-S Customer 1796	\$ 3,871.06	\$ 4,015.46	3.73%	\$ 10,958.80	\$ 11,103.20	1.32%
MGS-S Customer 1797	\$ 6,440.42	\$ 6,642.73	3.14%	\$ 19,251.94	\$ 19,454.25	1.05%

Customer	Distribution 8/23 Prices	Distribution 1/24 Prices	Distribution % Difference	Delivery 8/23 Prices	Delivery 1/24 Prices	Delivery % Difference
MGS-S Customer 1798	\$ 2,594.46	\$ 2,710.54	4.47%	\$ 6,589.67	\$ 6,705.74	1.76%
MGS-S Customer 1799	\$ 2,782.00	\$ 2,888.51	3.83%	\$ 7,842.22	\$ 7,948.73	1.36%
MGS-S Customer 1800	\$ 1,807.43	\$ 1,892.08	4.68%	\$ 4,673.02	\$ 4,757.66	1.81%
MGS-S Customer 1801	\$ 1,258.07	\$ 1,330.31	5.74%	\$ 3,035.04	\$ 3,107.28	2.38%
MGS-S Customer 1802	\$ 1,562.11	\$ 1,641.16	5.06%	\$ 3,948.71	\$ 4,027.75	2.00%
MGS-S Customer 1803	\$ 1,706.86	\$ 1,789.17	4.82%	\$ 4,398.07	\$ 4,480.38	1.87%
MGS-S Customer 1804	\$ 929.99	\$ 994.81	6.97%	\$ 2,093.99	\$ 2,158.80	3.10%
MGS-S Customer 1805	\$ 1,796.04	\$ 1,880.36	4.69%	\$ 4,594.55	\$ 4,678.87	1.84%
MGS-S Customer 1806	\$ 2,100.47	\$ 2,191.65	4.34%	\$ 5,667.95	\$ 5,759.13	1.61%
MGS-S Customer 1807	\$ 1,774.86	\$ 1,871.98	5.47%	\$ 4,304.54	\$ 4,401.66	2.26%
MGS-S Customer 1808	\$ 664.03	\$ 736.09	10.85%	\$ 731.41	\$ 803.47	9.85%
MGS-S Customer 1809	\$ 1,178.09	\$ 1,248.52	5.98%	\$ 3,211.41	\$ 3,281.84	2.19%
MGS-S Customer 1810	\$ 629.76	\$ 701.04	11.32%	\$ 629.76	\$ 701.04	11.32%
MGS-S Customer 1811	\$ 1,702.24	\$ 1,784.45	4.83%	\$ 4,451.11	\$ 4,533.32	1.85%
MGS-S Customer 1812	\$ 483.84	\$ 538.56	11.31%	\$ 837.80	\$ 892.52	6.53%
MGS-S Customer 1813	\$ 641.33	\$ 712.87	11.15%	\$ 665.85	\$ 737.39	10.74%
MGS-S Customer 1814	\$ 629.76	\$ 701.04	11.32%	\$ 629.76	\$ 701.04	11.32%
MGS-S Customer 1815	\$ 500.17	\$ 555.26	11.01%	\$ 535.34	\$ 590.43	10.29%
MGS-S Customer 1816	\$ 4,983.75	\$ 5,153.09	3.40%	\$ 14,383.67	\$ 14,553.02	1.18%
MGS-S Customer 1817	\$ 645.38	\$ 717.01	11.10%	\$ 673.36	\$ 744.99	10.64%
MGS-S Customer 1818	\$ 1,682.38	\$ 1,764.16	4.86%	\$ 4,275.81	\$ 4,357.59	1.91%
MGS-S Customer 1819	\$ 1,254.25	\$ 1,326.35	5.75%	\$ 2,933.87	\$ 3,005.97	2.46%
MGS-S Customer 1820	\$ 8,900.15	\$ 9,158.15	2.90%	\$ 26,943.04	\$ 27,201.05	0.96%
MGS-S Customer 1821	\$ 2,744.81	\$ 2,850.49	3.85%	\$ 7,677.15	\$ 7,782.83	1.38%
MGS-S Customer 1822	\$ 3,105.92	\$ 3,219.80	3.67%	\$ 8,944.56	\$ 9,058.45	1.27%
MGS-S Customer 1823	\$ 483.84	\$ 538.56	11.31%	\$ 928.71	\$ 983.43	5.89%
MGS-S Customer 1824	\$ 1,460.86	\$ 1,550.89	6.16%	\$ 3,286.09	\$ 3,376.12	2.74%
MGS-S Customer 1825	\$ 1,267.17	\$ 1,352.84	6.76%	\$ 2,668.54	\$ 2,754.21	3.21%
MGS-S Customer 1826	\$ 483.84	\$ 538.56	11.31%	\$ 646.35	\$ 701.07	8.47%
MGS-S Customer 1827	\$ 483.84	\$ 538.56	11.31%	\$ 735.36	\$ 790.08	7.44%
MGS-S Customer 1828	\$ 1,512.28	\$ 1,590.17	5.15%	\$ 3,747.77	\$ 3,825.66	2.08%
MGS-S Customer 1829	\$ 3,135.64	\$ 3,263.48	4.08%	\$ 8,898.69	\$ 9,026.53	1.44%
MGS-S Customer 1830	\$ 1,834.97	\$ 1,920.18	4.64%	\$ 4,901.98	\$ 4,987.19	1.74%
MGS-S Customer 1831	\$ 2,212.26	\$ 2,319.27	4.84%	\$ 5,861.98	\$ 5,969.00	1.83%
MGS-S Customer 1832	\$ 1,492.58	\$ 1,570.06	5.19%	\$ 3,797.05	\$ 3,874.53	2.04%
MGS-S Customer 1833	\$ 12,720.91	\$ 13,064.96	2.70%	\$ 40,442.15	\$ 40,786.20	0.85%
MGS-S Customer 1834	\$ 7,147.82	\$ 7,366.15	3.05%	\$ 22,260.61	\$ 22,478.94	0.98%
MGS-S Customer 1835	\$ 1,636.83	\$ 1,730.84	5.74%	\$ 3,983.39	\$ 4,077.40	2.36%
MGS-S Customer 1836	\$ 2,542.60	\$ 2,657.01	4.50%	\$ 6,807.29	\$ 6,921.70	1.68%
MGS-S Customer 1837	\$ 6,464.53	\$ 6,667.47	3.14%	\$ 19,854.87	\$ 20,057.81	1.02%

Customer	Distribution 8/23 Prices	Distribution 1/24 Prices	Distribution % Difference	Delivery 8/23 Prices	Delivery 1/24 Prices	Delivery % Difference
MGS-S Customer 1838	\$ 1,464.42	\$ 1,554.53	6.15%	\$ 3,341.92	\$ 3,432.03	2.70%
MGS-S Customer 1839	\$ 2,159.90	\$ 2,265.71	4.90%	\$ 5,679.09	\$ 5,784.89	1.86%
MGS-S Customer 1840	\$ 3,364.77	\$ 3,497.73	3.95%	\$ 9,480.98	\$ 9,613.93	1.40%
MGS-S Customer 1841	\$ 2,115.32	\$ 2,220.12	4.95%	\$ 5,509.97	\$ 5,614.76	1.90%
MGS-S Customer 1842	\$ 1,359.91	\$ 1,434.39	5.48%	\$ 3,362.93	\$ 3,437.41	2.21%
MGS-S Customer 1843	\$ 1,641.28	\$ 1,722.11	4.92%	\$ 4,226.12	\$ 4,306.94	1.91%
MGS-S Customer 1844	\$ 7,504.44	\$ 7,730.78	3.02%	\$ 23,332.54	\$ 23,558.89	0.97%
MGS-S Customer 1845	\$ 1,648.48	\$ 1,742.76	5.72%	\$ 3,988.18	\$ 4,082.46	2.36%
MGS-S Customer 1846	\$ 2,088.33	\$ 2,192.51	4.99%	\$ 5,358.72	\$ 5,462.90	1.94%
MGS-S Customer 1847	\$ 1,842.47	\$ 1,927.85	4.63%	\$ 4,890.94	\$ 4,976.33	1.75%
MGS-S Customer 1848	\$ 9,154.71	\$ 9,418.31	2.88%	\$ 28,788.09	\$ 29,051.69	0.92%
MGS-S Customer 1849	\$ 2,281.17	\$ 2,389.70	4.76%	\$ 6,058.08	\$ 6,166.62	1.79%
MGS-S Customer 1850	\$ 1,586.56	\$ 1,666.16	5.02%	\$ 4,079.54	\$ 4,159.15	1.95%
MGS-S Customer 1851	\$ 1,755.26	\$ 1,838.65	4.75%	\$ 4,644.20	\$ 4,727.60	1.80%
MGS-S Customer 1852	\$ 1,944.02	\$ 2,044.95	5.19%	\$ 4,934.02	\$ 5,034.95	2.05%
MGS-S Customer 1853	\$ 17,101.82	\$ 17,544.71	2.59%	\$ 55,119.25	\$ 55,562.14	0.80%
MGS-S Customer 1854	\$ 3,379.45	\$ 3,512.77	3.95%	\$ 9,665.63	\$ 9,798.95	1.38%
MGS-S Customer 1855	\$ 9,779.67	\$ 10,057.71	2.84%	\$ 30,606.83	\$ 30,884.88	0.91%
MGS-S Customer 1856	\$ 3,736.43	\$ 3,877.78	3.78%	\$ 11,033.56	\$ 11,174.92	1.28%
MGS-S Customer 1857	\$ 1,835.07	\$ 1,920.28	4.64%	\$ 4,926.39	\$ 5,011.59	1.73%
MGS-S Customer 1858	\$ 2,183.04	\$ 2,289.37	4.87%	\$ 5,700.65	\$ 5,806.98	1.87%
MGS-S Customer 1859	\$ 1,642.91	\$ 1,737.04	5.73%	\$ 3,958.91	\$ 4,053.04	2.38%
MGS-S Customer 1860	\$ 1,650.89	\$ 1,745.19	5.71%	\$ 3,851.79	\$ 3,946.10	2.45%
MGS-S Customer 1861	\$ 3,352.49	\$ 3,485.17	3.96%	\$ 9,380.33	\$ 9,513.01	1.41%
MGS-S Customer 1862	\$ 1,532.15	\$ 1,610.52	5.12%	\$ 3,925.94	\$ 4,004.31	2.00%
MGS-S Customer 1863	\$ 1,637.05	\$ 1,731.09	5.74%	\$ 3,806.78	\$ 3,900.81	2.47%
MGS-S Customer 1864	\$ 2,042.25	\$ 2,145.40	5.05%	\$ 5,548.87	\$ 5,652.02	1.86%
MGS-S Customer 1865	\$ 1,599.41	\$ 1,692.57	5.82%	\$ 3,843.98	\$ 3,937.14	2.42%
MGS-S Customer 1866	\$ 2,689.69	\$ 2,807.45	4.38%	\$ 7,457.27	\$ 7,575.02	1.58%
MGS-S Customer 1867	\$ 3,676.10	\$ 3,816.12	3.81%	\$ 10,679.60	\$ 10,819.61	1.31%
MGS-S Customer 1868	\$ 3,228.60	\$ 3,358.53	4.02%	\$ 9,181.18	\$ 9,311.11	1.42%
MGS-S Customer 1869	\$ 3,443.09	\$ 3,577.87	3.91%	\$ 9,913.60	\$ 10,048.38	1.36%
MGS-S Customer 1870	\$ 1,553.75	\$ 1,632.60	5.07%	\$ 4,015.06	\$ 4,093.91	1.96%
MGS-S Customer 1871	\$ 2,334.90	\$ 2,444.65	4.70%	\$ 6,223.69	\$ 6,333.45	1.76%
MGS-S Customer 1872	\$ 1,746.68	\$ 1,843.16	5.52%	\$ 4,319.78	\$ 4,416.26	2.23%
MGS-S Customer 1873	\$ 1,456.28	\$ 1,546.21	6.18%	\$ 3,288.98	\$ 3,378.90	2.73%
MGS-S Customer 1874	\$ 3,938.16	\$ 4,084.04	3.70%	\$ 11,099.66	\$ 11,245.54	1.31%
MGS-S Customer 1875	\$ 823.85	\$ 886.26	7.58%	\$ 1,884.34	\$ 1,946.76	3.31%
MGS-S Customer 1876	\$ 2,945.76	\$ 3,055.95	3.74%	\$ 8,308.67	\$ 8,418.86	1.33%
MGS-S Customer 1877	\$ 2,853.34	\$ 2,961.47	3.79%	\$ 8,030.93	\$ 8,139.05	1.35%

Internal Use

Customer	Distribution 8/23 Prices	Distribution 1/24 Prices	Distribution % Difference	Delivery 8/23 Prices	Delivery 1/24 Prices	Delivery % Difference
MGS-S Customer 1878	\$ 5,928.72	\$ 6,119.50	3.22%	\$ 17,720.86	\$ 17,911.64	1.08%
MGS-S Customer 1879	\$ 629.76	\$ 701.04	11.32%	\$ 684.77	\$ 756.05	10.41%
MGS-S Customer 1880	\$ 3,962.92	\$ 4,095.99	3.36%	\$ 11,448.12	\$ 11,581.19	1.16%
MGS-S Customer 1881	\$ 2,970.99	\$ 3,095.09	4.18%	\$ 8,105.01	\$ 8,229.11	1.53%
MGS-S Customer 1882	\$ 644.29	\$ 715.90	11.11%	\$ 675.61	\$ 747.22	10.60%
MGS-S Customer 1883	\$ 2,332.20	\$ 2,428.75	4.14%	\$ 7,093.43	\$ 7,189.99	1.36%
MGS-S Customer 1884	\$ 1,450.52	\$ 1,540.37	6.19%	\$ 3,197.07	\$ 3,286.92	2.81%
MGS-S Customer 1885	\$ 2,355.79	\$ 2,452.77	4.12%	\$ 6,451.00	\$ 6,547.98	1.50%
MGS-S Customer 1886	\$ 2,084.00	\$ 2,174.83	4.36%	\$ 5,685.87	\$ 5,776.69	1.60%
MGS-S Customer 1887	\$ 2,347.89	\$ 2,444.68	4.12%	\$ 6,417.08	\$ 6,513.86	1.51%
MGS-S Customer 1888	\$ 2,237.13	\$ 2,331.43	4.22%	\$ 6,064.26	\$ 6,158.56	1.56%
MGS-S Customer 1889	\$ 1,865.99	\$ 1,965.20	5.32%	\$ 4,619.63	\$ 4,718.85	2.15%
MGS-S Customer 1890	\$ 2,570.40	\$ 2,672.21	3.96%	\$ 7,195.55	\$ 7,297.35	1.41%
MGS-S Customer 1891	\$ 682.95	\$ 742.18	8.67%	\$ 1,404.73	\$ 1,463.96	4.22%
MGS-S Customer 1892	\$ 4,259.24	\$ 4,412.25	3.59%	\$ 12,122.75	\$ 12,275.75	1.26%
MGS-S Customer 1893	\$ 2,712.32	\$ 2,830.58	4.36%	\$ 7,411.82	\$ 7,530.07	1.60%
MGS-S Customer 1894	\$ 2,363.28	\$ 2,473.68	4.67%	\$ 6,086.49	\$ 6,196.89	1.81%
MGS-S Customer 1895	\$ 3,238.86	\$ 3,355.76	3.61%	\$ 9,432.11	\$ 9,549.01	1.24%
MGS-S Customer 1896	\$ 2,316.98	\$ 2,426.30	4.72%	\$ 6,001.06	\$ 6,110.38	1.82%
MGS-S Customer 1897	\$ 1,872.83	\$ 1,972.14	5.30%	\$ 4,551.29	\$ 4,650.60	2.18%
MGS-S Customer 1898	\$ 2,611.87	\$ 2,714.55	3.93%	\$ 7,143.58	\$ 7,246.25	1.44%
MGS-S Customer 1899	\$ 483.84	\$ 538.56	11.31%	\$ 484.61	\$ 539.33	11.29%
MGS-S Customer 1900	\$ 1,998.48	\$ 2,087.37	4.45%	\$ 5,365.04	\$ 5,453.93	1.66%
MGS-S Customer 1901	\$ 1,616.65	\$ 1,710.19	5.79%	\$ 3,777.08	\$ 3,870.62	2.48%
MGS-S Customer 1902	\$ 1,054.11	\$ 1,134.99	7.67%	\$ 1,999.24	\$ 2,080.12	4.05%
MGS-S Customer 1903	\$ 1,139.89	\$ 1,222.66	7.26%	\$ 2,247.33	\$ 2,330.10	3.68%
MGS-S Customer 1904	\$ 483.84	\$ 538.56	11.31%	\$ 747.31	\$ 802.03	7.32%
MGS-S Customer 1905	\$ 2,858.79	\$ 2,967.10	3.79%	\$ 8,148.35	\$ 8,256.66	1.33%
MGS-S Customer 1906	\$ 601.01	\$ 658.39	9.55%	\$ 1,120.85	\$ 1,178.22	5.12%
MGS-S Customer 1907	\$ 483.84	\$ 538.56	11.31%	\$ 664.17	\$ 718.89	8.24%
MGS-S Customer 1908	\$ 776.17	\$ 837.51	7.90%	\$ 1,668.56	\$ 1,729.90	3.68%
MGS-S Customer 1909	\$ 987.97	\$ 1,054.10	6.69%	\$ 2,483.38	\$ 2,549.51	2.66%
MGS-S Customer 1910	\$ 761.83	\$ 822.84	8.01%	\$ 1,394.81	\$ 1,455.83	4.37%
MGS-S Customer 1911	\$ 1,758.23	\$ 1,854.94	5.50%	\$ 4,274.15	\$ 4,370.86	2.26%
MGS-S Customer 1912	\$ 489.72	\$ 544.57	11.20%	\$ 503.65	\$ 558.51	10.89%
MGS-S Customer 1913	\$ 2,035.51	\$ 2,138.54	5.06%	\$ 5,086.36	\$ 5,189.39	2.03%
MGS-S Customer 1914	\$ 1,099.85	\$ 1,168.51	6.24%	\$ 2,671.30	\$ 2,739.96	2.57%
MGS-S Customer 1915	\$ 17,817.31	\$ 18,276.34	2.58%	\$ 54,608.05	\$ 55,067.07	0.84%
MGS-S Customer 1916	\$ 2,070.37	\$ 2,160.88	4.37%	\$ 5,613.04	\$ 5,703.55	1.61%
MGS-S Customer 1917	\$ 747.59	\$ 808.28	8.12%	\$ 1,331.76	\$ 1,392.45	4.56%

Internal Use

Customer	Distribution 8/23 Prices	Distribution 1/24 Prices	Distribution % Difference	Delivery 8/23 Prices	Delivery 1/24 Prices	Delivery % Difference
MGS-S Customer 1918	\$ 650.20	\$ 708.68	8.99%	\$ 1,022.77	\$ 1,081.25	5.72%
MGS-S Customer 1919	\$ 838.79	\$ 914.80	9.06%	\$ 1,427.72	\$ 1,503.73	5.32%
MGS-S Customer 1920	\$ 1,802.48	\$ 1,900.22	5.42%	\$ 4,389.00	\$ 4,486.74	2.23%
MGS-S Customer 1921	\$ 1,890.40	\$ 1,990.13	5.28%	\$ 4,697.77	\$ 4,797.50	2.12%
MGS-S Customer 1922	\$ 3,588.70	\$ 3,726.77	3.85%	\$ 10,324.56	\$ 10,462.63	1.34%
MGS-S Customer 1923	\$ 4,590.74	\$ 4,751.48	3.50%	\$ 13,399.63	\$ 13,560.38	1.20%
MGS-S Customer 1924	\$ 3,290.85	\$ 3,422.16	3.99%	\$ 9,225.29	\$ 9,356.60	1.42%
MGS-S Customer 1925	\$ 2,448.25	\$ 2,560.53	4.59%	\$ 6,398.05	\$ 6,510.33	1.75%
MGS-S Customer 1926	\$ 483.84	\$ 538.56	11.31%	\$ 780.38	\$ 835.10	7.01%
MGS-S Customer 1927	\$ 2,197.71	\$ 2,304.57	4.86%	\$ 5,615.18	\$ 5,722.04	1.90%
MGS-S Customer 1928	\$ 1,384.27	\$ 1,472.59	6.38%	\$ 3,067.29	\$ 3,155.61	2.88%
MGS-S Customer 1929	\$ 1,727.84	\$ 1,810.62	4.79%	\$ 4,498.85	\$ 4,581.64	1.84%
MGS-S Customer 1930	\$ 560.04	\$ 616.49	10.08%	\$ 724.31	\$ 780.76	7.79%
MGS-S Customer 1931	\$ 2,652.94	\$ 2,756.61	3.91%	\$ 7,390.80	\$ 7,494.47	1.40%
MGS-S Customer 1932	\$ 4,558.45	\$ 4,705.10	3.22%	\$ 13,610.49	\$ 13,757.14	1.08%
MGS-S Customer 1933	\$ 2,034.55	\$ 2,124.25	4.41%	\$ 5,461.05	\$ 5,550.75	1.64%
MGS-S Customer 1934	\$ 949.99	\$ 1,028.59	8.27%	\$ 1,628.64	\$ 1,707.24	4.83%
MGS-S Customer 1935	\$ 684.80	\$ 744.07	8.66%	\$ 1,388.74	\$ 1,448.00	4.27%
MGS-S Customer 1936	\$ 483.84	\$ 538.56	11.31%	\$ 656.63	\$ 711.35	8.33%
MGS-S Customer 1937	\$ 534.97	\$ 590.84	10.44%	\$ 651.22	\$ 707.10	8.58%
MGS-S Customer 1938	\$ 804.33	\$ 879.56	9.35%	\$ 1,201.63	\$ 1,276.86	6.26%
MGS-S Customer 1939	\$ 2,447.76	\$ 2,560.08	4.59%	\$ 6,411.42	\$ 6,523.74	1.75%
MGS-S Customer 1940	\$ 1,003.17	\$ 1,082.91	7.95%	\$ 1,839.81	\$ 1,919.56	4.33%
MGS-S Customer 1941	\$ 2,421.85	\$ 2,520.29	4.06%	\$ 6,645.96	\$ 6,744.39	1.48%
MGS-S Customer 1942	\$ 3,261.20	\$ 3,378.58	3.60%	\$ 9,382.87	\$ 9,500.25	1.25%
MGS-S Customer 1943	\$ 1,104.87	\$ 1,186.91	7.43%	\$ 2,172.97	\$ 2,255.00	3.78%
MGS-S Customer 1944	\$ 841.85	\$ 917.92	9.04%	\$ 1,333.59	\$ 1,409.65	5.70%
MGS-S Customer 1945	\$ 1,789.94	\$ 1,887.33	5.44%	\$ 4,210.05	\$ 4,307.44	2.31%
MGS-S Customer 1946	\$ 2,942.99	\$ 3,066.48	4.20%	\$ 8,090.59	\$ 8,214.09	1.53%
MGS-S Customer 1947	\$ 3,069.72	\$ 3,196.04	4.12%	\$ 8,413.32	\$ 8,539.65	1.50%
MGS-S Customer 1948	\$ 6,544.45	\$ 6,749.20	3.13%	\$ 19,734.66	\$ 19,939.42	1.04%
MGS-S Customer 1949	\$ 1,877.55	\$ 1,963.75	4.59%	\$ 4,890.47	\$ 4,976.68	1.76%
MGS-S Customer 1950	\$ 483.84	\$ 538.56	11.31%	\$ 703.41	\$ 758.13	7.78%
MGS-S Customer 1951	\$ 3,269.29	\$ 3,400.15	4.00%	\$ 9,194.05	\$ 9,324.91	1.42%
MGS-S Customer 1952	\$ 750.29	\$ 824.30	9.86%	\$ 1,015.05	\$ 1,089.06	7.29%
MGS-S Customer 1953	\$ 1,288.58	\$ 1,361.46	5.66%	\$ 3,078.79	\$ 3,151.67	2.37%
MGS-S Customer 1954	\$ 8,424.76	\$ 8,671.88	2.93%	\$ 25,667.57	\$ 25,914.70	0.96%
MGS-S Customer 1955	\$ 714.37	\$ 774.24	8.38%	\$ 1,146.24	\$ 1,206.11	5.22%
MGS-S Customer 1956	\$ 1,879.93	\$ 1,979.41	5.29%	\$ 4,553.62	\$ 4,653.10	2.18%
MGS-S Customer 1957	\$ 1,264.00	\$ 1,349.58	6.77%	\$ 2,637.13	\$ 2,722.71	3.25%

Internal Use

Customer	Distribution 8/23 Prices	Distribution 1/24 Prices	Distribution % Difference	Delivery 8/23 Prices	Delivery 1/24 Prices	Delivery % Difference
MGS-S Customer 1958	\$ 2,702.37	\$ 2,807.14	3.88%	\$ 7,559.24	\$ 7,664.00	1.39%
MGS-S Customer 1959	\$ 1,905.18	\$ 2,005.23	5.25%	\$ 4,647.98	\$ 4,748.04	2.15%
MGS-S Customer 1960	\$ 483.84	\$ 538.56	11.31%	\$ 483.84	\$ 538.56	11.31%
MGS-S Customer 1961	\$ 1,591.95	\$ 1,684.92	5.84%	\$ 3,644.16	\$ 3,737.13	2.55%
MGS-S Customer 1962	\$ 2,557.62	\$ 2,672.42	4.49%	\$ 6,754.00	\$ 6,868.80	1.70%
MGS-S Customer 1963	\$ 2,672.29	\$ 2,776.27	3.89%	\$ 7,647.82	\$ 7,751.80	1.36%
MGS-S Customer 1964	\$ 6,313.46	\$ 6,513.00	3.16%	\$ 18,754.39	\$ 18,953.92	1.06%
MGS-S Customer 1965	\$ 3,093.05	\$ 3,206.58	3.67%	\$ 8,725.94	\$ 8,839.46	1.30%
MGS-S Customer 1966	\$ 1,542.71	\$ 1,634.58	5.96%	\$ 3,465.36	\$ 3,557.22	2.65%
MGS-S Customer 1967	\$ 2,908.03	\$ 3,030.78	4.22%	\$ 8,029.95	\$ 8,152.70	1.53%
MGS-S Customer 1968	\$ 7,110.97	\$ 7,328.46	3.06%	\$ 21,431.29	\$ 21,648.78	1.01%
MGS-S Customer 1969	\$ 1,925.44	\$ 2,012.69	4.53%	\$ 5,179.13	\$ 5,266.39	1.68%
MGS-S Customer 1970	\$ 2,459.51	\$ 2,573.80	4.65%	\$ 6,070.91	\$ 6,185.21	1.88%
MGS-S Customer 1971	\$ 1,627.06	\$ 1,707.58	4.95%	\$ 4,208.42	\$ 4,288.93	1.91%
MGS-S Customer 1972	\$ 483.84	\$ 538.56	11.31%	\$ 670.53	\$ 725.25	8.16%
MGS-S Customer 1973	\$ 483.84	\$ 538.56	11.31%	\$ 693.86	\$ 748.58	7.89%
MGS-S Customer 1974	\$ 3,272.07	\$ 3,402.87	4.00%	\$ 8,928.89	\$ 9,059.68	1.46%
MGS-S Customer 1975	\$ 591.15	\$ 648.30	9.67%	\$ 821.18	\$ 878.33	6.96%
MGS-S Customer 1976	\$ 3,208.16	\$ 3,337.55	4.03%	\$ 8,855.22	\$ 8,984.61	1.46%
MGS-S Customer 1977	\$ 1,390.08	\$ 1,465.32	5.41%	\$ 3,903.34	\$ 3,978.57	1.93%
MGS-S Customer 1978	\$ 1,542.08	\$ 1,633.91	5.95%	\$ 3,438.49	\$ 3,530.31	2.67%
MGS-S Customer 1979	\$ 483.84	\$ 538.56	11.31%	\$ 700.80	\$ 755.52	7.81%
MGS-S Customer 1980	\$ 3,104.94	\$ 3,218.82	3.67%	\$ 8,931.32	\$ 9,045.19	1.27%
MGS-S Customer 1981	\$ 1,418.06	\$ 1,493.85	5.34%	\$ 3,390.17	\$ 3,465.96	2.24%
MGS-S Customer 1982	\$ 3,794.93	\$ 3,924.36	3.41%	\$ 11,151.10	\$ 11,280.53	1.16%
MGS-S Customer 1983	\$ 1,364.07	\$ 1,438.68	5.47%	\$ 3,354.59	\$ 3,429.20	2.22%
MGS-S Customer 1984	\$ 2,068.79	\$ 2,159.28	4.37%	\$ 5,612.71	\$ 5,703.21	1.61%
MGS-S Customer 1985	\$ 2,254.54	\$ 2,349.23	4.20%	\$ 6,234.81	\$ 6,329.50	1.52%
MGS-S Customer 1986	\$ 1,003.79	\$ 1,083.53	7.94%	\$ 1,837.78	\$ 1,917.52	4.34%
MGS-S Customer 1987	\$ 3,740.15	\$ 3,881.59	3.78%	\$ 10,712.05	\$ 10,853.49	1.32%
MGS-S Customer 1988	\$ 1,324.04	\$ 1,410.99	6.57%	\$ 2,831.16	\$ 2,918.11	3.07%
MGS-S Customer 1989	\$ 1,428.74	\$ 1,518.11	6.26%	\$ 3,268.82	\$ 3,358.19	2.73%
MGS-S Customer 1990	\$ 1,286.01	\$ 1,358.80	5.66%	\$ 2,998.96	\$ 3,071.76	2.43%
MGS-S Customer 1991	\$ 4,080.96	\$ 4,216.84	3.33%	\$ 12,083.10	\$ 12,218.99	1.12%
MGS-S Customer 1992	\$ 685.04	\$ 744.32	8.65%	\$ 1,462.79	\$ 1,522.07	4.05%
MGS-S Customer 1993	\$ 629.76	\$ 701.04	11.32%	\$ 629.76	\$ 701.04	11.32%
MGS-S Customer 1994	\$ 642.36	\$ 700.67	9.08%	\$ 1,007.88	\$ 1,066.19	5.79%
MGS-S Customer 1995	\$ 1,485.61	\$ 1,562.84	5.20%	\$ 3,546.61	\$ 3,623.84	2.18%
MGS-S Customer 1996	\$ 818.92	\$ 894.43	9.22%	\$ 1,186.61	\$ 1,262.12	6.36%
MGS-S Customer 1997	\$ 1,705.35	\$ 1,800.88	5.60%	\$ 3,988.63	\$ 4,084.15	2.39%

Internal Use

Customer	Distribution 8/23 Prices	Distribution 1/24 Prices	Distribution % Difference	Delivery 8/23 Prices	Delivery 1/24 Prices	Delivery % Difference
MGS-S Customer 1998	\$ 1,381.05	\$ 1,456.02	5.43%	\$ 3,346.80	\$ 3,421.78	2.24%
MGS-S Customer 1999	\$ 3,552.65	\$ 3,689.87	3.86%	\$ 10,053.93	\$ 10,191.14	1.36%
MGS-S Customer 2000	\$ 1,136.37	\$ 1,219.11	7.28%	\$ 2,273.07	\$ 2,355.82	3.64%
MGS-S Customer 2001	\$ 1,028.08	\$ 1,095.08	6.52%	\$ 2,226.79	\$ 2,293.80	3.01%
MGS-S Customer 2002	\$ 1,770.74	\$ 1,867.74	5.48%	\$ 4,216.48	\$ 4,313.48	2.30%
MGS-S Customer 2003	\$ 2,833.30	\$ 2,954.30	4.27%	\$ 7,704.70	\$ 7,825.69	1.57%
MGS-S Customer 2004	\$ 1,817.50	\$ 1,915.54	5.39%	\$ 4,325.25	\$ 4,423.29	2.27%
MGS-S Customer 2005	\$ 741.13	\$ 814.92	9.96%	\$ 963.66	\$ 1,037.44	7.66%
MGS-S Customer 2006	\$ 3,350.42	\$ 3,483.09	3.96%	\$ 9,584.54	\$ 9,717.20	1.38%
MGS-S Customer 2007	\$ 2,255.42	\$ 2,363.36	4.79%	\$ 5,755.08	\$ 5,863.02	1.88%
MGS-S Customer 2008	\$ 1,522.67	\$ 1,614.04	6.00%	\$ 3,406.26	\$ 3,497.64	2.68%
MGS-S Customer 2009	\$ 7,815.94	\$ 8,049.41	2.99%	\$ 24,287.74	\$ 24,521.21	0.96%
MGS-S Customer 2010	\$ 4,902.04	\$ 5,069.70	3.42%	\$ 14,118.73	\$ 14,286.39	1.19%
MGS-S Customer 2011	\$ 969.18	\$ 1,048.14	8.15%	\$ 1,712.59	\$ 1,791.55	4.61%
MGS-S Customer 2012	\$ 719.05	\$ 779.07	8.35%	\$ 1,227.28	\$ 1,287.30	4.89%
MGS-S Customer 2013	\$ 2,347.39	\$ 2,457.46	4.69%	\$ 6,264.14	\$ 6,374.21	1.76%
MGS-S Customer 2014	\$ 4,486.16	\$ 4,644.46	3.53%	\$ 13,011.78	\$ 13,170.08	1.22%
MGS-S Customer 2015	\$ 629.76	\$ 701.04	11.32%	\$ 805.35	\$ 876.63	8.85%
MGS-S Customer 2016	\$ 1,498.08	\$ 1,588.94	6.07%	\$ 3,342.73	\$ 3,433.59	2.72%
MGS-S Customer 2017	\$ 3,077.42	\$ 3,190.71	3.68%	\$ 8,873.94	\$ 8,987.22	1.28%
MGS-S Customer 2018	\$ 750.43	\$ 824.43	9.86%	\$ 998.57	\$ 1,072.57	7.41%
MGS-S Customer 2019	\$ 3,519.29	\$ 3,655.76	3.88%	\$ 9,836.99	\$ 9,973.46	1.39%
MGS-S Customer 2020	\$ 3,989.35	\$ 4,123.10	3.35%	\$ 11,674.16	\$ 11,807.92	1.15%
MGS-S Customer 2021	\$ 3,013.11	\$ 3,138.17	4.15%	\$ 8,188.51	\$ 8,313.56	1.53%
MGS-S Customer 2022	\$ 902.77	\$ 980.20	8.58%	\$ 1,497.56	\$ 1,575.00	5.17%
MGS-S Customer 2023	\$ 1,447.56	\$ 1,537.15	6.19%	\$ 2,990.85	\$ 3,080.44	3.00%
MGS-S Customer 2024	\$ 3,175.57	\$ 3,304.19	4.05%	\$ 8,613.52	\$ 8,742.14	1.49%
MGS-S Customer 2025	\$ 1,460.55	\$ 1,537.27	5.25%	\$ 3,535.34	\$ 3,612.06	2.17%
MGS-S Customer 2026	\$ 3,064.01	\$ 3,190.21	4.12%	\$ 8,247.68	\$ 8,373.88	1.53%
MGS-S Customer 2027	\$ 1,581.66	\$ 1,674.41	5.86%	\$ 3,642.54	\$ 3,735.29	2.55%
MGS-S Customer 2028	\$ 536.40	\$ 592.30	10.42%	\$ 644.46	\$ 700.36	8.67%
MGS-S Customer 2029	\$ 2,234.78	\$ 2,328.85	4.21%	\$ 5,792.42	\$ 5,886.49	1.62%
MGS-S Customer 2030	\$ 1,683.31	\$ 1,765.02	4.85%	\$ 4,141.86	\$ 4,223.57	1.97%
MGS-S Customer 2031	\$ 1,553.89	\$ 1,645.96	5.93%	\$ 3,647.80	\$ 3,739.88	2.52%
MGS-S Customer 2032	\$ 1,440.15	\$ 1,529.72	6.22%	\$ 3,230.72	\$ 3,320.29	2.77%
MGS-S Customer 2033	\$ 1,861.06	\$ 1,960.10	5.32%	\$ 4,545.68	\$ 4,644.72	2.18%
MGS-S Customer 2034	\$ 1,739.43	\$ 1,835.75	5.54%	\$ 4,237.01	\$ 4,333.33	2.27%
MGS-S Customer 2035	\$ 483.84	\$ 538.56	11.31%	\$ 736.39	\$ 791.11	7.43%
MGS-S Customer 2036	\$ 11,078.76	\$ 11,386.54	2.78%	\$ 35,260.35	\$ 35,568.13	0.87%
MGS-S Customer 2037	\$ 4,911.27	\$ 5,065.87	3.15%	\$ 14,701.84	\$ 14,856.44	1.05%

Internal Use

Customer	Distribution 8/23 Prices	Distribution 1/24 Prices	Distribution % Difference	Delivery 8/23 Prices	Delivery 1/24 Prices	Delivery % Difference
MGS-S Customer 2038	\$ 2,241.39	\$ 2,349.06	4.80%	\$ 5,784.72	\$ 5,892.39	1.86%
MGS-S Customer 2039	\$ 9,258.90	\$ 9,524.92	2.87%	\$ 28,588.90	\$ 28,854.92	0.93%
MGS-S Customer 2040	\$ 927.78	\$ 1,005.80	8.41%	\$ 1,625.01	\$ 1,703.04	4.80%
MGS-S Customer 2041	\$ 1,698.77	\$ 1,794.24	5.62%	\$ 4,238.48	\$ 4,333.95	2.25%
MGS-S Customer 2042	\$ 13,543.19	\$ 13,906.11	2.68%	\$ 42,472.67	\$ 42,835.59	0.85%
MGS-S Customer 2043	\$ 1,765.59	\$ 1,862.49	5.49%	\$ 4,265.00	\$ 4,361.91	2.27%
MGS-S Customer 2044	\$ 10,341.13	\$ 10,631.00	2.80%	\$ 31,575.13	\$ 31,865.00	0.92%
MGS-S Customer 2045	\$ 5,058.46	\$ 5,229.53	3.38%	\$ 14,647.98	\$ 14,819.06	1.17%
MGS-S Customer 2046	\$ 792.06	\$ 866.98	9.46%	\$ 1,114.84	\$ 1,189.77	6.72%
MGS-S Customer 2047	\$ 629.76	\$ 701.04	11.32%	\$ 759.27	\$ 830.55	9.39%
MGS-S Customer 2048	\$ 562.06	\$ 618.55	10.05%	\$ 733.33	\$ 789.82	7.70%
MGS-S Customer 2049	\$ 2,362.60	\$ 2,473.06	4.68%	\$ 6,329.24	\$ 6,439.70	1.75%
MGS-S Customer 2050	\$ 1,495.89	\$ 1,586.74	6.07%	\$ 3,378.84	\$ 3,469.69	2.69%
MGS-S Customer 2051	\$ 677.52	\$ 749.88	10.68%	\$ 782.87	\$ 855.23	9.24%
MGS-S Customer 2052	\$ 1,700.75	\$ 1,782.93	4.83%	\$ 4,387.49	\$ 4,469.67	1.87%
MGS-S Customer 2053	\$ 4,120.23	\$ 4,257.02	3.32%	\$ 12,204.04	\$ 12,340.83	1.12%
MGS-S Customer 2054	\$ 2,649.82	\$ 2,766.67	4.41%	\$ 7,052.69	\$ 7,169.55	1.66%
MGS-S Customer 2055	\$ 2,095.54	\$ 2,199.92	4.98%	\$ 5,309.10	\$ 5,413.48	1.97%
MGS-S Customer 2056	\$ 483.84	\$ 538.56	11.31%	\$ 484.08	\$ 538.80	11.30%
MGS-S Customer 2057	\$ 483.84	\$ 538.56	11.31%	\$ 490.51	\$ 545.23	11.16%
MGS-S Customer 2058	\$ 574.28	\$ 631.05	9.89%	\$ 780.47	\$ 837.24	7.27%
MGS-S Customer 2059	\$ 10,381.09	\$ 10,672.54	2.81%	\$ 32,684.04	\$ 32,975.49	0.89%
MGS-S Customer 2060	\$ 3,337.18	\$ 3,469.56	3.97%	\$ 9,442.53	\$ 9,574.91	1.40%
MGS-S Customer 2061	\$ 4,289.76	\$ 4,443.72	3.59%	\$ 12,418.10	\$ 12,572.06	1.24%
MGS-S Customer 2062	\$ 552.66	\$ 608.94	10.18%	\$ 699.07	\$ 755.34	8.05%
MGS-S Customer 2063	\$ 3,488.57	\$ 3,624.28	3.89%	\$ 9,731.91	\$ 9,867.62	1.39%
MGS-S Customer 2064	\$ 2,929.55	\$ 3,052.70	4.20%	\$ 7,962.94	\$ 8,086.09	1.55%
MGS-S Customer 2065	\$ 2,133.35	\$ 2,225.29	4.31%	\$ 5,718.86	\$ 5,810.80	1.61%
MGS-S Customer 2066	\$ 2,884.29	\$ 3,006.42	4.23%	\$ 7,807.83	\$ 7,929.95	1.56%
MGS-S Customer 2067	\$ 1,532.57	\$ 1,610.93	5.11%	\$ 3,773.88	\$ 3,852.24	2.08%
MGS-S Customer 2068	\$ 1,506.31	\$ 1,597.34	6.04%	\$ 3,354.46	\$ 3,445.49	2.71%
MGS-S Customer 2069	\$ 2,760.48	\$ 2,879.82	4.32%	\$ 7,441.22	\$ 7,560.56	1.60%
MGS-S Customer 2070	\$ 2,731.75	\$ 2,837.18	3.86%	\$ 7,667.57	\$ 7,773.01	1.38%
MGS-S Customer 2071	\$ 3,764.37	\$ 3,906.35	3.77%	\$ 10,707.97	\$ 10,849.95	1.33%
MGS-S Customer 2072	\$ 4,082.74	\$ 4,231.93	3.65%	\$ 11,776.03	\$ 11,925.21	1.27%
MGS-S Customer 2073	\$ 3,795.84	\$ 3,938.56	3.76%	\$ 10,828.04	\$ 10,970.75	1.32%
MGS-S Customer 2074	\$ 1,085.98	\$ 1,167.53	7.51%	\$ 2,028.28	\$ 2,109.82	4.02%
MGS-S Customer 2075	\$ 1,208.24	\$ 1,292.61	6.98%	\$ 2,481.41	\$ 2,565.78	3.40%
MGS-S Customer 2076	\$ 1,093.21	\$ 1,161.64	6.26%	\$ 2,335.81	\$ 2,404.25	2.93%
MGS-S Customer 2077	\$ 777.00	\$ 838.35	7.90%	\$ 1,409.67	\$ 1,471.02	4.35%

Internal Use

Customer	Distribution 8/23 Prices	Distribution 1/24 Prices	Distribution % Difference	Delivery 8/23 Prices	Delivery 1/24 Prices	Delivery % Difference
MGS-S Customer 2078	\$ 483.84	\$ 538.56	11.31%	\$ 731.59	\$ 786.31	7.48%
MGS-S Customer 2079	\$ 1,685.60	\$ 1,767.42	4.85%	\$ 4,260.33	\$ 4,342.15	1.92%
MGS-S Customer 2080	\$ 629.76	\$ 701.04	11.32%	\$ 631.52	\$ 702.80	11.29%
MGS-S Customer 2081	\$ 722.56	\$ 782.69	8.32%	\$ 1,263.56	\$ 1,323.68	4.76%
MGS-S Customer 2082	\$ 2,120.14	\$ 2,226.89	5.04%	\$ 4,977.62	\$ 5,084.38	2.14%
MGS-S Customer 2083	\$ 1,575.42	\$ 1,654.78	5.04%	\$ 3,903.14	\$ 3,982.50	2.03%
MGS-S Customer 2084	\$ 1,471.48	\$ 1,548.48	5.23%	\$ 3,609.17	\$ 3,686.17	2.13%
MGS-S Customer 2085	\$ 699.59	\$ 759.18	8.52%	\$ 1,181.55	\$ 1,241.14	5.04%
MGS-S Customer 2086	\$ 4,145.89	\$ 4,296.43	3.63%	\$ 11,690.61	\$ 11,841.14	1.29%
MGS-S Customer 2087	\$ 6,759.09	\$ 6,968.43	3.10%	\$ 20,449.32	\$ 20,658.66	1.02%
MGS-S Customer 2088	\$ 1,048.91	\$ 1,116.42	6.44%	\$ 2,507.38	\$ 2,574.89	2.69%
MGS-S Customer 2089	\$ 629.76	\$ 701.04	11.32%	\$ 823.61	\$ 894.89	8.65%
MGS-S Customer 2090	\$ 4,499.49	\$ 4,657.97	3.52%	\$ 12,820.56	\$ 12,979.04	1.24%
MGS-S Customer 2091	\$ 711.78	\$ 771.64	8.41%	\$ 1,213.70	\$ 1,273.56	4.93%
MGS-S Customer 2092	\$ 1,576.91	\$ 1,669.55	5.87%	\$ 3,626.84	\$ 3,719.48	2.55%
MGS-S Customer 2093	\$ 629.76	\$ 701.04	11.32%	\$ 997.35	\$ 1,068.63	7.15%
MGS-S Customer 2094	\$ 1,058.41	\$ 1,139.39	7.65%	\$ 2,199.15	\$ 2,280.13	3.68%
MGS-S Customer 2095	\$ 8,645.86	\$ 8,898.09	2.92%	\$ 26,281.44	\$ 26,533.67	0.96%
MGS-S Customer 2096	\$ 1,348.46	\$ 1,436.00	6.49%	\$ 2,874.05	\$ 2,961.59	3.05%
MGS-S Customer 2097	\$ 7,820.89	\$ 8,054.36	2.99%	\$ 25,811.73	\$ 26,045.20	0.90%
MGS-S Customer 2098	\$ 633.53	\$ 691.64	9.17%	\$ 951.33	\$ 1,009.44	6.11%
MGS-S Customer 2099	\$ 483.84	\$ 538.56	11.31%	\$ 483.84	\$ 538.56	11.31%
MGS-S Customer 2100	\$ 1,767.98	\$ 1,864.95	5.48%	\$ 4,205.93	\$ 4,302.91	2.31%
MGS-S Customer 2101	\$ 2,191.40	\$ 2,297.93	4.86%	\$ 5,597.52	\$ 5,704.04	1.90%
MGS-S Customer 2102	\$ 4,293.30	\$ 4,447.24	3.59%	\$ 12,293.61	\$ 12,447.54	1.25%
MGS-S Customer 2103	\$ 3,512.49	\$ 3,648.81	3.88%	\$ 9,872.65	\$ 10,008.97	1.38%
MGS-S Customer 2104	\$ 3,595.82	\$ 3,734.00	3.84%	\$ 10,124.79	\$ 10,262.96	1.36%
MGS-S Customer 2105	\$ 483.84	\$ 538.56	11.31%	\$ 727.12	\$ 781.84	7.53%
MGS-S Customer 2106	\$ 737.26	\$ 810.98	10.00%	\$ 985.33	\$ 1,059.05	7.48%
MGS-S Customer 2107	\$ 613.46	\$ 671.11	9.40%	\$ 1,124.34	\$ 1,181.99	5.13%
MGS-S Customer 2108	\$ 3,638.19	\$ 3,764.07	3.46%	\$ 10,554.39	\$ 10,680.27	1.19%
MGS-S Customer 2109	\$ 1,707.31	\$ 1,789.54	4.82%	\$ 4,531.03	\$ 4,613.26	1.81%
MGS-S Customer 2110	\$ 1,060.58	\$ 1,128.35	6.39%	\$ 2,661.70	\$ 2,729.47	2.55%
MGS-S Customer 2111	\$ 2,318.27	\$ 2,414.39	4.15%	\$ 6,360.93	\$ 6,457.05	1.51%
MGS-S Customer 2112	\$ 978.85	\$ 1,058.04	8.09%	\$ 1,963.05	\$ 2,042.23	4.03%
MGS-S Customer 2113	\$ 985.62	\$ 1,064.95	8.05%	\$ 1,745.71	\$ 1,825.04	4.54%
MGS-S Customer 2114	\$ 760.76	\$ 821.75	8.02%	\$ 1,378.08	\$ 1,439.07	4.43%
MGS-S Customer 2115	\$ 1,128.87	\$ 1,197.97	6.12%	\$ 2,321.33	\$ 2,390.43	2.98%
MGS-S Customer 2116	\$ 706.91	\$ 766.68	8.46%	\$ 1,368.98	\$ 1,428.75	4.37%
MGS-S Customer 2117	\$ 5,660.37	\$ 5,845.19	3.27%	\$ 16,826.91	\$ 17,011.73	1.10%

Internal Use

Customer	Distribution 8/23 Prices	Distribution 1/24 Prices	Distribution % Difference	Delivery 8/23 Prices	Delivery 1/24 Prices	Delivery % Difference
MGS-S Customer 2118	\$ 2,212.15	\$ 2,319.14	4.84%	\$ 5,534.30	\$ 5,641.30	1.93%
MGS-S Customer 2119	\$ 5,153.33	\$ 5,326.73	3.36%	\$ 15,025.38	\$ 15,198.78	1.15%
MGS-S Customer 2120	\$ 2,450.12	\$ 2,562.60	4.59%	\$ 7,246.73	\$ 7,359.21	1.55%
MGS-S Customer 2121	\$ 1,617.30	\$ 1,710.84	5.78%	\$ 3,777.03	\$ 3,870.57	2.48%
MGS-S Customer 2122	\$ 1,685.94	\$ 1,767.78	4.85%	\$ 4,362.58	\$ 4,444.42	1.88%
MGS-S Customer 2123	\$ 1,161.05	\$ 1,244.30	7.17%	\$ 2,310.93	\$ 2,394.19	3.60%
MGS-S Customer 2124	\$ 483.84	\$ 538.56	11.31%	\$ 801.83	\$ 856.55	6.82%
MGS-S Customer 2125	\$ 1,173.42	\$ 1,257.16	7.14%	\$ 2,304.54	\$ 2,388.28	3.63%
MGS-S Customer 2126	\$ 913.87	\$ 991.56	8.50%	\$ 1,520.78	\$ 1,598.47	5.11%
MGS-S Customer 2127	\$ 4,976.95	\$ 5,146.27	3.40%	\$ 14,552.62	\$ 14,721.93	1.16%
MGS-S Customer 2128	\$ 1,469.25	\$ 1,559.45	6.14%	\$ 3,257.98	\$ 3,348.18	2.77%
MGS-S Customer 2129	\$ 1,407.83	\$ 1,483.39	5.37%	\$ 3,426.34	\$ 3,501.91	2.21%
MGS-S Customer 2130	\$ 5,353.28	\$ 5,517.91	3.08%	\$ 16,202.50	\$ 16,367.14	1.02%
MGS-S Customer 2131	\$ 5,988.20	\$ 6,167.16	2.99%	\$ 18,298.79	\$ 18,477.75	0.98%
MGS-S Customer 2132	\$ 1,445.78	\$ 1,522.20	5.29%	\$ 3,573.34	\$ 3,649.77	2.14%
MGS-S Customer 2133	\$ 4,818.94	\$ 4,985.16	3.45%	\$ 13,525.60	\$ 13,691.83	1.23%
MGS-S Customer 2134	\$ 2,183.78	\$ 2,290.13	4.87%	\$ 5,470.78	\$ 5,577.13	1.94%
MGS-S Customer 2135	\$ 746.79	\$ 820.72	9.90%	\$ 1,004.95	\$ 1,078.88	7.36%
MGS-S Customer 2136	\$ 2,288.69	\$ 2,384.13	4.17%	\$ 6,265.12	\$ 6,360.56	1.52%
MGS-S Customer 2137	\$ 722.85	\$ 782.98	8.32%	\$ 1,428.97	\$ 1,489.10	4.21%
MGS-S Customer 2138	\$ 2,301.08	\$ 2,410.09	4.74%	\$ 5,856.65	\$ 5,965.66	1.86%
MGS-S Customer 2139	\$ 2,000.01	\$ 2,102.20	5.11%	\$ 4,943.01	\$ 5,045.20	2.07%
MGS-S Customer 2140	\$ 2,303.93	\$ 2,413.11	4.74%	\$ 6,099.16	\$ 6,208.34	1.79%
MGS-S Customer 2141	\$ 1,520.74	\$ 1,612.19	6.01%	\$ 4,024.39	\$ 4,115.84	2.27%
MGS-S Customer 2142	\$ 3,119.16	\$ 3,246.63	4.09%	\$ 8,410.87	\$ 8,538.34	1.52%
MGS-S Customer 2143	\$ 1,208.06	\$ 1,292.39	6.98%	\$ 2,477.30	\$ 2,561.63	3.40%
MGS-S Customer 2144	\$ 629.76	\$ 701.04	11.32%	\$ 691.64	\$ 762.92	10.31%
MGS-S Customer 2145	\$ 10,011.02	\$ 10,293.97	2.83%	\$ 30,897.63	\$ 31,180.58	0.92%
MGS-S Customer 2146	\$ 3,921.26	\$ 4,066.88	3.71%	\$ 11,134.46	\$ 11,280.09	1.31%
MGS-S Customer 2147	\$ 2,187.56	\$ 2,280.71	4.26%	\$ 5,990.58	\$ 6,083.73	1.55%
MGS-S Customer 2148	\$ 578.12	\$ 634.98	9.84%	\$ 899.32	\$ 956.18	6.32%
MGS-S Customer 2149	\$ 483.84	\$ 538.56	11.31%	\$ 483.84	\$ 538.56	11.31%
MGS-S Customer 2150	\$ 2,834.30	\$ 2,955.29	4.27%	\$ 7,681.07	\$ 7,802.06	1.58%
MGS-S Customer 2151	\$ 1,895.91	\$ 1,995.78	5.27%	\$ 4,650.59	\$ 4,750.46	2.15%
MGS-S Customer 2152	\$ 3,564.70	\$ 3,702.23	3.86%	\$ 10,028.55	\$ 10,166.07	1.37%
MGS-S Customer 2153	\$ 1,148.10	\$ 1,217.78	6.07%	\$ 2,524.23	\$ 2,593.91	2.76%
MGS-S Customer 2154	\$ 1,833.51	\$ 1,931.94	5.37%	\$ 4,421.67	\$ 4,520.10	2.23%
MGS-S Customer 2155	\$ 1,293.15	\$ 1,379.39	6.67%	\$ 2,738.62	\$ 2,824.85	3.15%
MGS-S Customer 2156	\$ 3,160.29	\$ 3,288.66	4.06%	\$ 8,841.71	\$ 8,970.08	1.45%
MGS-S Customer 2157	\$ 872.54	\$ 936.06	7.28%	\$ 1,974.49	\$ 2,038.00	3.22%

Internal Use

Customer	Distribution 8/23 Prices	Distribution 1/24 Prices	Distribution % Difference	Delivery 8/23 Prices	Delivery 1/24 Prices	Delivery % Difference
MGS-S Customer 2158	\$ 698.21	\$ 757.79	8.53%	\$ 1,376.67	\$ 1,436.24	4.33%
MGS-S Customer 2159	\$ 2,602.15	\$ 2,717.93	4.45%	\$ 6,977.22	\$ 7,093.00	1.66%
MGS-S Customer 2160	\$ 1,826.83	\$ 1,925.20	5.38%	\$ 4,480.78	\$ 4,579.15	2.20%
MGS-S Customer 2161	\$ 1,483.89	\$ 1,574.47	6.10%	\$ 3,330.49	\$ 3,421.06	2.72%
MGS-S Customer 2162	\$ 1,230.01	\$ 1,314.87	6.90%	\$ 2,532.38	\$ 2,617.24	3.35%
MGS-S Customer 2163	\$ 1,655.50	\$ 1,749.94	5.70%	\$ 3,860.30	\$ 3,954.74	2.45%
MGS-S Customer 2164	\$ 825.72	\$ 901.43	9.17%	\$ 1,253.88	\$ 1,329.59	6.04%
MGS-S Customer 2165	\$ 1,510.10	\$ 1,601.24	6.04%	\$ 3,443.33	\$ 3,534.48	2.65%
MGS-S Customer 2166	\$ 2,995.63	\$ 3,120.30	4.16%	\$ 8,219.54	\$ 8,344.20	1.52%
MGS-S Customer 2167	\$ 1,430.40	\$ 1,519.76	6.25%	\$ 3,265.77	\$ 3,355.12	2.74%
MGS-S Customer 2168	\$ 483.84	\$ 538.56	11.31%	\$ 688.17	\$ 742.89	7.95%
MGS-S Customer 2169	\$ 2,924.60	\$ 3,047.63	4.21%	\$ 7,829.36	\$ 7,952.38	1.57%
MGS-S Customer 2170	\$ 483.84	\$ 538.56	11.31%	\$ 652.37	\$ 707.09	8.39%
MGS-S Customer 2171	\$ 1,134.91	\$ 1,217.62	7.29%	\$ 2,231.84	\$ 2,314.55	3.71%
MGS-S Customer 2172	\$ 1,500.76	\$ 1,591.73	6.06%	\$ 3,420.47	\$ 3,511.44	2.66%
MGS-S Customer 2173	\$ 741.66	\$ 802.22	8.17%	\$ 1,301.11	\$ 1,361.67	4.65%
MGS-S Customer 2174	\$ 1,425.72	\$ 1,514.96	6.26%	\$ 3,164.54	\$ 3,253.78	2.82%
MGS-S Customer 2175	\$ 1,965.18	\$ 2,066.57	5.16%	\$ 4,881.31	\$ 4,982.70	2.08%
MGS-S Customer 2176	\$ 1,353.82	\$ 1,441.45	6.47%	\$ 2,918.28	\$ 3,005.90	3.00%
MGS-S Customer 2177	\$ 483.84	\$ 538.56	11.31%	\$ 684.86	\$ 739.58	7.99%
MGS-S Customer 2178	\$ 629.76	\$ 701.04	11.32%	\$ 629.76	\$ 701.04	11.32%
MGS-S Customer 2179	\$ 6,390.48	\$ 6,591.73	3.15%	\$ 18,767.05	\$ 18,968.30	1.07%
MGS-S Customer 2180	\$ 2,146.77	\$ 2,252.31	4.92%	\$ 5,386.78	\$ 5,492.31	1.96%
MGS-S Customer 2181	\$ 16,713.05	\$ 17,157.21	2.66%	\$ 48,274.48	\$ 48,718.63	0.92%
MGS-S Customer 2182	\$ 1,328.34	\$ 1,415.43	6.56%	\$ 3,283.71	\$ 3,370.80	2.65%
MGS-S Customer 2183	\$ 1,846.64	\$ 1,932.11	4.63%	\$ 4,830.37	\$ 4,915.84	1.77%
MGS-S Customer 2184	\$ 2,115.45	\$ 2,206.95	4.33%	\$ 5,728.42	\$ 5,819.93	1.60%
MGS-S Customer 2185	\$ 1,744.08	\$ 1,840.42	5.52%	\$ 4,038.65	\$ 4,135.00	2.39%
MGS-S Customer 2186	\$ 629.76	\$ 701.04	11.32%	\$ 795.00	\$ 866.28	8.97%
MGS-S Customer 2187	\$ 1,427.97	\$ 1,503.92	5.32%	\$ 3,418.25	\$ 3,494.20	2.22%
MGS-S Customer 2188	\$ 1,077.85	\$ 1,159.23	7.55%	\$ 2,065.46	\$ 2,146.84	3.94%
MGS-S Customer 2189	\$ 700.91	\$ 773.80	10.40%	\$ 860.20	\$ 933.09	8.47%
MGS-S Customer 2190	\$ 2,012.21	\$ 2,114.59	5.09%	\$ 4,896.32	\$ 4,998.69	2.09%
MGS-S Customer 2191	\$ 1,177.88	\$ 1,248.25	5.97%	\$ 2,721.55	\$ 2,791.92	2.59%
MGS-S Customer 2192	\$ 3,444.21	\$ 3,579.15	3.92%	\$ 9,668.72	\$ 9,803.66	1.40%
MGS-S Customer 2193	\$ 1,074.92	\$ 1,142.94	6.33%	\$ 2,288.09	\$ 2,356.11	2.97%
MGS-S Customer 2194	\$ 844.08	\$ 906.92	7.44%	\$ 1,628.75	\$ 1,691.59	3.86%
MGS-S Customer 2195	\$ 1,628.62	\$ 1,709.17	4.95%	\$ 4,142.25	\$ 4,222.80	1.94%
MGS-S Customer 2196	\$ 855.80	\$ 932.18	8.92%	\$ 1,366.48	\$ 1,442.87	5.59%
MGS-S Customer 2197	\$ 3,583.24	\$ 3,721.14	3.85%	\$ 9,833.31	\$ 9,971.22	1.40%

Internal Use

Customer	Distribution 8/23 Prices	Distribution 1/24 Prices	Distribution % Difference	Delivery 8/23 Prices	Delivery 1/24 Prices	Delivery % Difference
MGS-S Customer 2198	\$ 1,216.46	\$ 1,301.02	6.95%	\$ 2,655.87	\$ 2,740.42	3.18%
MGS-S Customer 2199	\$ 1,200.79	\$ 1,284.96	7.01%	\$ 2,498.80	\$ 2,582.96	3.37%
MGS-S Customer 2200	\$ 914.71	\$ 979.15	7.04%	\$ 1,851.46	\$ 1,915.90	3.48%
MGS-S Customer 2201	\$ 1,653.65	\$ 1,734.76	4.90%	\$ 4,305.12	\$ 4,386.24	1.88%
MGS-S Customer 2202	\$ 5,073.32	\$ 5,231.51	3.12%	\$ 15,063.22	\$ 15,221.41	1.05%
MGS-S Customer 2203	\$ 1,149.71	\$ 1,232.73	7.22%	\$ 2,276.37	\$ 2,359.39	3.65%
MGS-S Customer 2204	\$ 2,066.83	\$ 2,157.24	4.37%	\$ 5,462.17	\$ 5,552.58	1.66%
MGS-S Customer 2205	\$ 488.51	\$ 543.33	11.22%	\$ 498.39	\$ 553.22	11.00%
MGS-S Customer 2206	\$ 499.44	\$ 554.51	11.03%	\$ 533.11	\$ 588.18	10.33%
MGS-S Customer 2207	\$ 1,762.01	\$ 1,858.79	5.49%	\$ 4,138.07	\$ 4,234.85	2.34%
MGS-S Customer 2208	\$ 2,872.33	\$ 2,994.18	4.24%	\$ 7,666.75	\$ 7,788.60	1.59%
MGS-S Customer 2209	\$ 1,486.45	\$ 1,577.07	6.10%	\$ 3,398.12	\$ 3,488.75	2.67%
MGS-S Customer 2210	\$ 1,094.75	\$ 1,176.55	7.47%	\$ 2,118.56	\$ 2,200.35	3.86%
MGS-S Customer 2211	\$ 711.87	\$ 771.75	8.41%	\$ 1,230.11	\$ 1,289.99	4.87%
MGS-S Customer 2212	\$ 12,985.88	\$ 13,358.76	2.87%	\$ 31,631.50	\$ 32,004.37	1.18%
MGS-S Customer 2213	\$ 487.34	\$ 542.14	11.24%	\$ 495.75	\$ 550.55	11.05%
MGS-S Customer 2214	\$ 1,132.18	\$ 1,201.53	6.13%	\$ 2,544.80	\$ 2,614.16	2.73%
MGS-S Customer 2215	\$ 1,940.19	\$ 2,042.20	5.26%	\$ 4,499.96	\$ 4,601.97	2.27%
MGS-S Customer 2216	\$ 760.29	\$ 834.52	9.76%	\$ 1,100.42	\$ 1,174.65	6.75%
MGS-S Customer 2217	\$ 2,202.66	\$ 2,296.16	4.24%	\$ 6,035.22	\$ 6,128.72	1.55%
MGS-S Customer 2218	\$ 776.53	\$ 851.13	9.61%	\$ 1,303.99	\$ 1,378.59	5.72%
MGS-S Customer 2219	\$ 2,959.50	\$ 3,083.25	4.18%	\$ 7,871.25	\$ 7,995.00	1.57%
MGS-S Customer 2220	\$ 777.70	\$ 852.33	9.60%	\$ 1,104.00	\$ 1,178.63	6.76%
MGS-S Customer 2221	\$ 841.07	\$ 917.14	9.04%	\$ 1,289.10	\$ 1,365.17	5.90%
MGS-S Customer 2222	\$ 1,314.10	\$ 1,387.52	5.59%	\$ 3,110.56	\$ 3,183.99	2.36%
MGS-S Customer 2223	\$ 1,842.97	\$ 1,928.33	4.63%	\$ 4,772.86	\$ 4,858.22	1.79%
MGS-S Customer 2224	\$ 1,589.54	\$ 1,669.20	5.01%	\$ 4,005.18	\$ 4,084.83	1.99%
MGS-S Customer 2225	\$ 1,605.30	\$ 1,698.59	5.81%	\$ 3,774.32	\$ 3,867.61	2.47%
MGS-S Customer 2226	\$ 2,679.71	\$ 2,797.12	4.38%	\$ 7,095.30	\$ 7,212.71	1.65%
MGS-S Customer 2227	\$ 2,488.29	\$ 2,601.32	4.54%	\$ 6,318.58	\$ 6,431.61	1.79%
MGS-S Customer 2228	\$ 2,133.88	\$ 2,225.79	4.31%	\$ 5,785.23	\$ 5,877.15	1.59%
MGS-S Customer 2229	\$ 1,458.70	\$ 1,535.40	5.26%	\$ 3,618.11	\$ 3,694.80	2.12%
MGS-S Customer 2230	\$ 1,281.36	\$ 1,367.35	6.71%	\$ 2,645.30	\$ 2,731.30	3.25%
MGS-S Customer 2231	\$ 2,673.04	\$ 2,790.33	4.39%	\$ 6,961.72	\$ 7,079.01	1.68%
MGS-S Customer 2232	\$ 2,414.41	\$ 2,512.64	4.07%	\$ 6,588.58	\$ 6,686.81	1.49%
MGS-S Customer 2233	\$ 2,023.21	\$ 2,125.91	5.08%	\$ 5,096.10	\$ 5,198.80	2.02%
MGS-S Customer 2234	\$ 1,398.59	\$ 1,473.92	5.39%	\$ 3,354.46	\$ 3,429.78	2.25%
MGS-S Customer 2235	\$ 1,081.36	\$ 1,162.84	7.53%	\$ 2,047.35	\$ 2,128.82	3.98%
MGS-S Customer 2236	\$ 937.66	\$ 1,015.90	8.34%	\$ 1,608.73	\$ 1,686.97	4.86%
MGS-S Customer 2237	\$ 2,528.30	\$ 2,642.28	4.51%	\$ 6,463.18	\$ 6,577.16	1.76%

Internal Use

Customer	Distribution 8/23 Prices	Distribution 1/24 Prices	Distribution % Difference	Delivery 8/23 Prices	Delivery 1/24 Prices	Delivery % Difference
MGS-S Customer 2238	\$ 875.29	\$ 952.12	8.78%	\$ 1,411.68	\$ 1,488.52	5.44%
MGS-S Customer 2239	\$ 1,570.61	\$ 1,649.85	5.05%	\$ 4,202.98	\$ 4,282.22	1.89%
MGS-S Customer 2240	\$ 14,807.17	\$ 15,198.59	2.64%	\$ 46,293.25	\$ 46,684.67	0.85%
MGS-S Customer 2241	\$ 3,647.09	\$ 3,786.53	3.82%	\$ 10,207.66	\$ 10,347.10	1.37%
MGS-S Customer 2242	\$ 2,090.43	\$ 2,194.73	4.99%	\$ 5,226.09	\$ 5,330.39	2.00%
MGS-S Customer 2243	\$ 2,050.98	\$ 2,154.32	5.04%	\$ 5,142.31	\$ 5,245.65	2.01%
MGS-S Customer 2244	\$ 1,775.99	\$ 1,873.10	5.47%	\$ 4,223.95	\$ 4,321.06	2.30%
MGS-S Customer 2245	\$ 1,539.05	\$ 1,630.84	5.96%	\$ 3,430.09	\$ 3,521.88	2.68%
MGS-S Customer 2246	\$ 3,296.94	\$ 3,428.33	3.99%	\$ 9,119.60	\$ 9,250.99	1.44%
MGS-S Customer 2247	\$ 1,951.77	\$ 2,039.58	4.50%	\$ 5,178.61	\$ 5,266.42	1.70%
MGS-S Customer 2248	\$ 868.44	\$ 945.12	8.83%	\$ 1,396.67	\$ 1,473.35	5.49%
MGS-S Customer 2249	\$ 1,551.99	\$ 1,644.12	5.94%	\$ 3,553.72	\$ 3,645.85	2.59%
MGS-S Customer 2250	\$ 1,709.38	\$ 1,804.99	5.59%	\$ 4,029.25	\$ 4,124.86	2.37%
MGS-S Customer 2251	\$ 1,888.83	\$ 1,988.50	5.28%	\$ 4,561.61	\$ 4,661.27	2.18%
MGS-S Customer 2252	\$ 1,949.83	\$ 2,037.64	4.50%	\$ 5,288.56	\$ 5,376.37	1.66%
MGS-S Customer 2253	\$ 2,401.42	\$ 2,499.37	4.08%	\$ 6,655.23	\$ 6,753.18	1.47%
MGS-S Customer 2254	\$ 1,790.69	\$ 1,874.87	4.70%	\$ 4,656.97	\$ 4,741.15	1.81%
MGS-S Customer 2255	\$ 1,669.99	\$ 1,751.46	4.88%	\$ 4,316.78	\$ 4,398.25	1.89%
MGS-S Customer 2256	\$ 5,120.49	\$ 5,293.09	3.37%	\$ 14,667.95	\$ 14,840.55	1.18%
MGS-S Customer 2257	\$ 3,645.74	\$ 3,785.08	3.82%	\$ 10,232.40	\$ 10,371.74	1.36%
MGS-S Customer 2258	\$ 4,202.69	\$ 4,354.48	3.61%	\$ 11,840.84	\$ 11,992.63	1.28%
MGS-S Customer 2259	\$ 1,236.47	\$ 1,321.44	6.87%	\$ 2,550.23	\$ 2,635.20	3.33%
MGS-S Customer 2260	\$ 1,172.20	\$ 1,242.49	6.00%	\$ 2,706.69	\$ 2,776.98	2.60%
MGS-S Customer 2261	\$ 1,041.50	\$ 1,122.10	7.74%	\$ 1,919.15	\$ 1,999.75	4.20%
MGS-S Customer 2262	\$ 709.34	\$ 769.17	8.43%	\$ 1,210.76	\$ 1,270.58	4.94%
MGS-S Customer 2263	\$ 3,565.04	\$ 3,702.53	3.86%	\$ 9,930.24	\$ 10,067.73	1.38%
MGS-S Customer 2264	\$ 2,246.72	\$ 2,341.18	4.20%	\$ 6,132.03	\$ 6,226.50	1.54%
MGS-S Customer 2265	\$ 606.70	\$ 664.20	9.48%	\$ 868.02	\$ 925.52	6.62%
MGS-S Customer 2266	\$ 684.59	\$ 757.10	10.59%	\$ 794.32	\$ 866.83	9.13%
MGS-S Customer 2267	\$ 971.48	\$ 1,037.20	6.76%	\$ 2,023.31	\$ 2,089.03	3.25%
MGS-S Customer 2268	\$ 650.60	\$ 722.35	11.03%	\$ 696.72	\$ 768.47	10.30%
MGS-S Customer 2269	\$ 1,129.37	\$ 1,211.96	7.31%	\$ 2,191.43	\$ 2,274.02	3.77%
MGS-S Customer 2270	\$ 483.84	\$ 538.56	11.31%	\$ 528.33	\$ 583.05	10.36%
MGS-S Customer 2271	\$ 1,499.06	\$ 1,590.05	6.07%	\$ 3,310.22	\$ 3,401.21	2.75%
MGS-S Customer 2272	\$ 1,744.31	\$ 1,827.44	4.77%	\$ 4,462.36	\$ 4,545.49	1.86%
MGS-S Customer 2273	\$ 1,688.33	\$ 1,770.19	4.85%	\$ 4,372.20	\$ 4,454.06	1.87%
MGS-S Customer 2274	\$ 759.18	\$ 833.39	9.78%	\$ 1,041.77	\$ 1,115.98	7.12%
MGS-S Customer 2275	\$ 1,874.21	\$ 1,973.54	5.30%	\$ 4,543.40	\$ 4,642.73	2.19%
MGS-S Customer 2276	\$ 2,115.13	\$ 2,206.63	4.33%	\$ 5,734.14	\$ 5,825.64	1.60%
MGS-S Customer 2277	\$ 2,474.32	\$ 2,573.92	4.03%	\$ 6,745.98	\$ 6,845.59	1.48%

Internal Use

Customer	Distribution 8/23 Prices	Distribution 1/24 Prices	Distribution % Difference	Delivery 8/23 Prices	Delivery 1/24 Prices	Delivery % Difference
MGS-S Customer 2278	\$ 2,855.65	\$ 2,963.87	3.79%	\$ 8,055.87	\$ 8,164.09	1.34%
MGS-S Customer 2279	\$ 677.00	\$ 749.35	10.69%	\$ 777.97	\$ 850.32	9.30%
MGS-S Customer 2280	\$ 2,383.67	\$ 2,481.22	4.09%	\$ 6,526.80	\$ 6,624.35	1.49%
MGS-S Customer 2281	\$ 1,530.12	\$ 1,608.41	5.12%	\$ 3,792.35	\$ 3,870.65	2.06%
MGS-S Customer 2282	\$ 992.55	\$ 1,058.71	6.67%	\$ 2,060.16	\$ 2,126.31	3.21%
MGS-S Customer 2283	\$ 1,109.14	\$ 1,177.91	6.20%	\$ 2,428.64	\$ 2,497.41	2.83%
MGS-S Customer 2284	\$ 1,693.44	\$ 1,788.65	5.62%	\$ 3,883.03	\$ 3,978.25	2.45%
MGS-S Customer 2285	\$ 629.76	\$ 701.04	11.32%	\$ 825.19	\$ 896.47	8.64%
MGS-S Customer 2286	\$ 1,201.32	\$ 1,272.20	5.90%	\$ 2,737.97	\$ 2,808.86	2.59%
MGS-S Customer 2287	\$ 3,976.89	\$ 4,123.58	3.69%	\$ 11,142.35	\$ 11,289.04	1.32%
MGS-S Customer 2288	\$ 565.63	\$ 622.21	10.00%	\$ 743.13	\$ 799.70	7.61%
MGS-S Customer 2289	\$ 1,277.24	\$ 1,363.12	6.72%	\$ 2,677.33	\$ 2,763.21	3.21%
MGS-S Customer 2290	\$ 483.84	\$ 538.56	11.31%	\$ 578.34	\$ 633.06	9.46%
MGS-S Customer 2291	\$ 2,528.84	\$ 2,642.93	4.51%	\$ 6,710.41	\$ 6,824.50	1.70%
MGS-S Customer 2292	\$ 1,601.38	\$ 1,694.57	5.82%	\$ 3,755.93	\$ 3,849.13	2.48%
MGS-S Customer 2293	\$ 1,672.99	\$ 1,767.83	5.67%	\$ 3,920.50	\$ 4,015.34	2.42%
MGS-S Customer 2294	\$ 1,496.73	\$ 1,574.28	5.18%	\$ 3,706.11	\$ 3,783.66	2.09%
MGS-S Customer 2295	\$ 1,917.06	\$ 2,017.34	5.23%	\$ 4,621.23	\$ 4,721.51	2.17%
MGS-S Customer 2296	\$ 484.42	\$ 539.16	11.30%	\$ 485.66	\$ 540.39	11.27%
MGS-S Customer 2297	\$ 1,286.49	\$ 1,359.27	5.66%	\$ 2,989.20	\$ 3,061.98	2.43%
MGS-S Customer 2298	\$ 1,390.80	\$ 1,466.01	5.41%	\$ 3,419.17	\$ 3,494.38	2.20%
MGS-S Customer 2299	\$ 2,494.52	\$ 2,607.83	4.54%	\$ 6,512.25	\$ 6,625.57	1.74%
MGS-S Customer 2300	\$ 587.26	\$ 644.32	9.72%	\$ 985.84	\$ 1,042.90	5.79%
MGS-S Customer 2301	\$ 2,372.87	\$ 2,483.42	4.66%	\$ 5,960.26	\$ 6,070.81	1.85%
MGS-S Customer 2302	\$ 1,997.98	\$ 2,086.80	4.45%	\$ 5,232.57	\$ 5,321.39	1.70%
MGS-S Customer 2303	\$ 1,685.75	\$ 1,767.56	4.85%	\$ 4,209.39	\$ 4,291.20	1.94%
MGS-S Customer 2304	\$ 601.68	\$ 659.06	9.54%	\$ 847.01	\$ 904.38	6.77%
MGS-S Customer 2305	\$ 996.92	\$ 1,076.48	7.98%	\$ 1,781.78	\$ 1,861.35	4.47%
MGS-S Customer 2306	\$ 1,622.98	\$ 1,703.37	4.95%	\$ 4,062.18	\$ 4,142.57	1.98%
MGS-S Customer 2307	\$ 629.76	\$ 701.04	11.32%	\$ 662.82	\$ 734.10	10.75%
MGS-S Customer 2308	\$ 2,878.06	\$ 2,999.98	4.24%	\$ 7,749.14	\$ 7,871.07	1.57%
MGS-S Customer 2309	\$ 2,183.29	\$ 2,289.57	4.87%	\$ 5,507.40	\$ 5,613.69	1.93%
MGS-S Customer 2310	\$ 1,956.26	\$ 2,057.40	5.17%	\$ 4,760.58	\$ 4,861.73	2.12%
MGS-S Customer 2311	\$ 549.55	\$ 605.75	10.23%	\$ 691.04	\$ 747.25	8.13%
MGS-S Customer 2312	\$ 1,368.86	\$ 1,443.52	5.45%	\$ 3,259.09	\$ 3,333.76	2.29%
MGS-S Customer 2313	\$ 2,345.87	\$ 2,455.79	4.69%	\$ 5,966.36	\$ 6,076.27	1.84%
MGS-S Customer 2314	\$ 929.49	\$ 1,007.52	8.39%	\$ 1,544.89	\$ 1,622.92	5.05%
MGS-S Customer 2315	\$ 1,164.30	\$ 1,247.86	7.18%	\$ 2,278.17	\$ 2,361.73	3.67%
MGS-S Customer 2316	\$ 1,823.00	\$ 1,921.26	5.39%	\$ 4,498.84	\$ 4,597.10	2.18%
MGS-S Customer 2317	\$ 3,688.19	\$ 3,828.37	3.80%	\$ 10,253.70	\$ 10,393.88	1.37%

Internal Use

Customer	Distribution 8/23 Prices	Distribution 1/24 Prices	Distribution % Difference	Delivery 8/23 Prices	Delivery 1/24 Prices	Delivery % Difference
MGS-S Customer 2318	\$ 1,303.68	\$ 1,390.14	6.63%	\$ 2,756.86	\$ 2,843.32	3.14%
MGS-S Customer 2319	\$ 2,793.54	\$ 2,913.55	4.30%	\$ 7,522.48	\$ 7,642.49	1.60%
MGS-S Customer 2320	\$ 5,545.02	\$ 5,727.03	3.28%	\$ 16,389.77	\$ 16,571.78	1.11%
MGS-S Customer 2321	\$ 987.07	\$ 1,066.43	8.04%	\$ 1,761.48	\$ 1,840.85	4.51%
MGS-S Customer 2322	\$ 1,679.87	\$ 1,774.80	5.65%	\$ 3,868.98	\$ 3,963.91	2.45%
MGS-S Customer 2323	\$ 2,514.97	\$ 2,631.91	4.65%	\$ 5,457.89	\$ 5,574.83	2.14%
MGS-S Customer 2324	\$ 1,240.13	\$ 1,325.18	6.86%	\$ 2,533.53	\$ 2,618.58	3.36%
MGS-S Customer 2325	\$ 1,500.08	\$ 1,590.99	6.06%	\$ 3,349.63	\$ 3,440.54	2.71%
MGS-S Customer 2326	\$ 7,932.22	\$ 8,168.04	2.97%	\$ 23,987.89	\$ 24,223.71	0.98%
MGS-S Customer 2327	\$ 2,485.77	\$ 2,585.49	4.01%	\$ 6,589.91	\$ 6,689.64	1.51%
MGS-S Customer 2328	\$ 1,265.50	\$ 1,337.83	5.72%	\$ 2,940.21	\$ 3,012.53	2.46%
MGS-S Customer 2329	\$ 1,738.74	\$ 1,835.01	5.54%	\$ 4,183.92	\$ 4,280.19	2.30%
MGS-S Customer 2330	\$ 1,568.19	\$ 1,647.34	5.05%	\$ 3,856.63	\$ 3,935.78	2.05%
MGS-S Customer 2331	\$ 1,799.90	\$ 1,897.53	5.42%	\$ 4,247.44	\$ 4,345.07	2.30%
MGS-S Customer 2332	\$ 1,667.15	\$ 1,761.78	5.68%	\$ 3,818.45	\$ 3,913.09	2.48%
MGS-S Customer 2333	\$ 884.35	\$ 961.36	8.71%	\$ 1,417.16	\$ 1,494.16	5.43%
MGS-S Customer 2334	\$ 629.76	\$ 701.04	11.32%	\$ 629.76	\$ 701.04	11.32%
MGS-S Customer 2335	\$ 1,263.64	\$ 1,349.22	6.77%	\$ 2,603.27	\$ 2,688.84	3.29%
MGS-S Customer 2336	\$ 1,136.08	\$ 1,218.79	7.28%	\$ 2,191.42	\$ 2,274.12	3.77%
MGS-S Customer 2337	\$ 1,792.25	\$ 1,876.43	4.70%	\$ 4,563.94	\$ 4,648.12	1.84%
MGS-S Customer 2338	\$ 2,944.08	\$ 3,067.51	4.19%	\$ 8,136.75	\$ 8,260.17	1.52%
MGS-S Customer 2339	\$ 564.71	\$ 621.25	10.01%	\$ 732.71	\$ 789.26	7.72%
MGS-S Customer 2340	\$ 1,167.82	\$ 1,251.88	7.20%	\$ 2,083.24	\$ 2,167.30	4.04%
MGS-S Customer 2341	\$ 1,265.28	\$ 1,337.63	5.72%	\$ 2,916.58	\$ 2,988.92	2.48%
MGS-S Customer 2342	\$ 1,403.45	\$ 1,492.15	6.32%	\$ 3,039.79	\$ 3,128.49	2.92%
MGS-S Customer 2343	\$ 597.56	\$ 654.86	9.59%	\$ 838.86	\$ 896.16	6.83%
MGS-S Customer 2344	\$ 1,198.48	\$ 1,282.55	7.01%	\$ 2,351.43	\$ 2,435.49	3.57%
MGS-S Customer 2345	\$ 837.11	\$ 899.83	7.49%	\$ 1,878.44	\$ 1,941.15	3.34%
MGS-S Customer 2346	\$ 809.72	\$ 885.05	9.30%	\$ 1,177.74	\$ 1,253.07	6.40%
MGS-S Customer 2347	\$ 1,237.87	\$ 1,322.84	6.86%	\$ 2,479.20	\$ 2,564.17	3.43%
MGS-S Customer 2348	\$ 1,004.11	\$ 1,070.60	6.62%	\$ 2,196.17	\$ 2,262.66	3.03%
MGS-S Customer 2349	\$ 629.76	\$ 701.04	11.32%	\$ 775.59	\$ 846.87	9.19%
MGS-S Customer 2350	\$ 2,841.84	\$ 2,962.97	4.26%	\$ 7,589.52	\$ 7,710.65	1.60%
MGS-S Customer 2351	\$ 1,000.21	\$ 1,066.55	6.63%	\$ 2,061.52	\$ 2,127.86	3.22%
MGS-S Customer 2352	\$ 1,543.25	\$ 1,635.09	5.95%	\$ 3,474.74	\$ 3,566.59	2.64%
MGS-S Customer 2353	\$ 911.33	\$ 988.93	8.52%	\$ 1,466.72	\$ 1,544.33	5.29%
MGS-S Customer 2354	\$ 1,039.66	\$ 1,120.20	7.75%	\$ 1,934.01	\$ 2,014.55	4.16%
MGS-S Customer 2355	\$ 2,947.87	\$ 3,058.10	3.74%	\$ 8,324.19	\$ 8,434.43	1.32%
MGS-S Customer 2356	\$ 557.17	\$ 613.54	10.12%	\$ 706.35	\$ 762.73	7.98%
MGS-S Customer 2357	\$ 1,489.89	\$ 1,567.27	5.19%	\$ 3,601.20	\$ 3,678.57	2.15%

Internal Use

Customer	Distribution 8/23 Prices	Distribution 1/24 Prices	Distribution % Difference	Delivery 8/23 Prices	Delivery 1/24 Prices	Delivery % Difference
MGS-S Customer 2358	\$ 1,689.51	\$ 1,784.79	5.64%	\$ 3,903.68	\$ 3,998.95	2.44%
MGS-S Customer 2359	\$ 1,695.53	\$ 1,777.48	4.83%	\$ 4,166.17	\$ 4,248.13	1.97%
MGS-S Customer 2360	\$ 1,398.50	\$ 1,473.78	5.38%	\$ 3,274.99	\$ 3,350.27	2.30%
MGS-S Customer 2361	\$ 1,483.40	\$ 1,560.59	5.20%	\$ 3,518.20	\$ 3,595.38	2.19%
MGS-S Customer 2362	\$ 1,179.58	\$ 1,249.95	5.97%	\$ 2,653.04	\$ 2,723.40	2.65%
MGS-S Customer 2363	\$ 1,304.34	\$ 1,377.51	5.61%	\$ 3,018.88	\$ 3,092.04	2.42%
MGS-S Customer 2364	\$ 2,457.29	\$ 2,569.76	4.58%	\$ 6,228.49	\$ 6,340.96	1.81%
MGS-S Customer 2365	\$ 1,181.02	\$ 1,251.43	5.96%	\$ 2,664.18	\$ 2,734.60	2.64%
MGS-S Customer 2366	\$ 2,356.07	\$ 2,466.26	4.68%	\$ 5,940.35	\$ 6,050.53	1.85%
MGS-S Customer 2367	\$ 1,248.17	\$ 1,320.09	5.76%	\$ 2,809.46	\$ 2,881.38	2.56%
MGS-S Customer 2368	\$ 1,539.48	\$ 1,631.25	5.96%	\$ 3,516.35	\$ 3,608.12	2.61%
MGS-S Customer 2369	\$ 557.84	\$ 614.23	10.11%	\$ 723.42	\$ 779.81	7.79%
MGS-S Customer 2370	\$ 1,378.87	\$ 1,467.03	6.39%	\$ 2,964.95	\$ 3,053.12	2.97%
MGS-S Customer 2371	\$ 507.35	\$ 562.60	10.89%	\$ 556.70	\$ 611.95	9.92%
MGS-S Customer 2372	\$ 1,296.89	\$ 1,383.20	6.66%	\$ 2,727.36	\$ 2,813.67	3.16%
MGS-S Customer 2373	\$ 726.13	\$ 799.58	10.12%	\$ 940.33	\$ 1,013.78	7.81%
MGS-S Customer 2374	\$ 1,006.71	\$ 1,073.17	6.60%	\$ 2,058.35	\$ 2,124.82	3.23%
MGS-S Customer 2375	\$ 1,488.98	\$ 1,566.35	5.20%	\$ 3,715.76	\$ 3,793.12	2.08%
MGS-S Customer 2376	\$ 665.99	\$ 738.08	10.82%	\$ 738.37	\$ 810.47	9.76%
MGS-S Customer 2377	\$ 629.76	\$ 701.04	11.32%	\$ 629.76	\$ 701.04	11.32%
MGS-S Customer 2378	\$ 2,354.66	\$ 2,464.78	4.68%	\$ 6,125.68	\$ 6,235.80	1.80%
MGS-S Customer 2379	\$ 758.34	\$ 819.27	8.03%	\$ 1,359.73	\$ 1,420.65	4.48%
MGS-S Customer 2380	\$ 1,547.69	\$ 1,626.35	5.08%	\$ 3,808.02	\$ 3,886.68	2.07%
MGS-S Customer 2381	\$ 941.41	\$ 1,006.49	6.91%	\$ 2,213.62	\$ 2,278.70	2.94%
MGS-S Customer 2382	\$ 589.79	\$ 646.89	9.68%	\$ 796.98	\$ 854.08	7.16%
MGS-S Customer 2383	\$ 1,540.10	\$ 1,618.62	5.10%	\$ 3,765.28	\$ 3,843.80	2.09%
MGS-S Customer 2384	\$ 2,408.93	\$ 2,521.84	4.69%	\$ 5,675.78	\$ 5,788.69	1.99%
MGS-S Customer 2385	\$ 618.74	\$ 676.50	9.34%	\$ 903.08	\$ 960.83	6.39%
MGS-S Customer 2386	\$ 957.85	\$ 1,036.55	8.22%	\$ 1,650.62	\$ 1,729.31	4.77%
MGS-S Customer 2387	\$ 850.27	\$ 926.53	8.97%	\$ 1,310.96	\$ 1,387.22	5.82%
MGS-S Customer 2388	\$ 1,489.12	\$ 1,579.76	6.09%	\$ 3,314.90	\$ 3,405.53	2.73%
MGS-S Customer 2389	\$ 483.84	\$ 538.56	11.31%	\$ 680.02	\$ 734.74	8.05%
MGS-S Customer 2390	\$ 483.84	\$ 538.56	11.31%	\$ 579.19	\$ 633.91	9.45%
MGS-S Customer 2391	\$ 2,792.77	\$ 2,914.91	4.37%	\$ 6,926.14	\$ 7,048.28	1.76%
MGS-S Customer 2392	\$ 887.91	\$ 951.73	7.19%	\$ 1,719.91	\$ 1,783.72	3.71%
MGS-S Customer 2393	\$ 2,262.05	\$ 2,370.09	4.78%	\$ 5,854.12	\$ 5,962.16	1.85%
MGS-S Customer 2394	\$ 1,562.28	\$ 1,641.29	5.06%	\$ 3,911.69	\$ 3,990.70	2.02%
MGS-S Customer 2395	\$ 1,319.78	\$ 1,393.33	5.57%	\$ 3,094.04	\$ 3,167.58	2.38%
MGS-S Customer 2396	\$ 872.34	\$ 949.04	8.79%	\$ 1,325.26	\$ 1,401.97	5.79%
MGS-S Customer 2397	\$ 2,033.20	\$ 2,122.80	4.41%	\$ 5,397.61	\$ 5,487.22	1.66%

Internal Use

Customer	Distribution 8/23 Prices	Distribution 1/24 Prices	Distribution % Difference	Delivery 8/23 Prices	Delivery 1/24 Prices	Delivery % Difference
MGS-S Customer 2398	\$ 1,206.86	\$ 1,277.80	5.88%	\$ 2,674.24	\$ 2,745.18	2.65%
MGS-S Customer 2399	\$ 3,499.05	\$ 3,634.88	3.88%	\$ 9,829.73	\$ 9,965.56	1.38%
MGS-S Customer 2400	\$ 1,080.31	\$ 1,148.48	6.31%	\$ 2,402.70	\$ 2,470.86	2.84%
MGS-S Customer 2401	\$ 1,354.30	\$ 1,441.88	6.47%	\$ 2,897.67	\$ 2,985.25	3.02%
MGS-S Customer 2402	\$ 999.30	\$ 1,078.90	7.97%	\$ 1,767.99	\$ 1,847.59	4.50%
MGS-S Customer 2403	\$ 808.19	\$ 883.48	9.32%	\$ 1,169.13	\$ 1,244.42	6.44%
MGS-S Customer 2404	\$ 864.73	\$ 941.30	8.85%	\$ 1,348.32	\$ 1,424.89	5.68%
MGS-S Customer 2405	\$ 1,484.27	\$ 1,561.51	5.20%	\$ 3,652.67	\$ 3,729.91	2.11%
MGS-S Customer 2406	\$ 1,381.72	\$ 1,456.63	5.42%	\$ 3,315.93	\$ 3,390.84	2.26%
MGS-S Customer 2407	\$ 658.41	\$ 717.05	8.91%	\$ 1,013.37	\$ 1,072.01	5.79%
MGS-S Customer 2408	\$ 600.09	\$ 657.43	9.56%	\$ 847.13	\$ 904.47	6.77%
MGS-S Customer 2409	\$ 1,001.84	\$ 1,081.50	7.95%	\$ 1,790.24	\$ 1,869.90	4.45%
MGS-S Customer 2410	\$ 614.87	\$ 672.55	9.38%	\$ 889.80	\$ 947.48	6.48%
MGS-S Customer 2411	\$ 1,882.90	\$ 1,969.10	4.58%	\$ 4,793.05	\$ 4,879.25	1.80%
MGS-S Customer 2412	\$ 1,693.45	\$ 1,775.41	4.84%	\$ 4,259.21	\$ 4,341.17	1.92%
MGS-S Customer 2413	\$ 1,728.10	\$ 1,810.84	4.79%	\$ 4,409.04	\$ 4,491.78	1.88%
MGS-S Customer 2414	\$ 1,185.32	\$ 1,255.84	5.95%	\$ 2,683.60	\$ 2,754.12	2.63%
MGS-S Customer 2415	\$ 1,000.26	\$ 1,066.60	6.63%	\$ 2,059.44	\$ 2,125.78	3.22%
MGS-S Customer 2416	\$ 3,037.37	\$ 3,162.85	4.13%	\$ 8,200.43	\$ 8,325.91	1.53%
MGS-S Customer 2417	\$ 6,576.66	\$ 6,781.98	3.12%	\$ 19,523.91	\$ 19,729.23	1.05%
MGS-S Customer 2418	\$ 2,382.01	\$ 2,479.50	4.09%	\$ 6,444.71	\$ 6,542.21	1.51%
MGS-S Customer 2419	\$ 532.90	\$ 588.73	10.48%	\$ 631.43	\$ 687.25	8.84%
MGS-S Customer 2420	\$ 889.90	\$ 967.04	8.67%	\$ 1,449.84	\$ 1,526.98	5.32%
MGS-S Customer 2421	\$ 1,211.55	\$ 1,295.94	6.97%	\$ 2,489.31	\$ 2,573.71	3.39%
MGS-S Customer 2422	\$ 483.84	\$ 538.56	11.31%	\$ 483.84	\$ 538.56	11.31%
MGS-S Customer 2423	\$ 508.33	\$ 563.61	10.87%	\$ 563.04	\$ 618.32	9.82%
MGS-S Customer 2424	\$ 1,051.05	\$ 1,118.56	6.42%	\$ 2,284.82	\$ 2,352.33	2.95%
MGS-S Customer 2425	\$ 713.27	\$ 786.43	10.26%	\$ 887.55	\$ 960.72	8.24%
MGS-S Customer 2426	\$ 503.72	\$ 558.89	10.95%	\$ 546.82	\$ 601.99	10.09%
MGS-S Customer 2427	\$ 1,389.43	\$ 1,464.55	5.41%	\$ 3,343.72	\$ 3,418.84	2.25%
MGS-S Customer 2428	\$ 665.34	\$ 737.42	10.83%	\$ 741.26	\$ 813.35	9.73%
MGS-S Customer 2429	\$ 507.97	\$ 563.24	10.88%	\$ 558.03	\$ 613.29	9.90%
MGS-S Customer 2430	\$ 733.13	\$ 806.75	10.04%	\$ 1,206.95	\$ 1,280.57	6.10%
MGS-S Customer 2431	\$ 2,724.67	\$ 2,829.83	3.86%	\$ 7,489.15	\$ 7,594.31	1.40%
MGS-S Customer 2432	\$ 1,833.64	\$ 1,932.01	5.36%	\$ 4,316.13	\$ 4,414.51	2.28%
MGS-S Customer 2433	\$ 1,342.83	\$ 1,430.19	6.51%	\$ 2,827.60	\$ 2,914.95	3.09%
MGS-S Customer 2434	\$ 700.52	\$ 773.40	10.40%	\$ 856.08	\$ 928.97	8.51%
MGS-S Customer 2435	\$ 1,106.95	\$ 1,188.95	7.41%	\$ 2,100.22	\$ 2,182.23	3.90%
MGS-S Customer 2436	\$ 2,577.62	\$ 2,679.51	3.95%	\$ 7,138.95	\$ 7,240.85	1.43%
MGS-S Customer 2437	\$ 1,805.35	\$ 1,889.80	4.68%	\$ 4,665.18	\$ 4,749.64	1.81%

Internal Use

Customer	Distribution 8/23 Prices	Distribution 1/24 Prices	Distribution % Difference	Delivery 8/23 Prices	Delivery 1/24 Prices	Delivery % Difference
MGS-S Customer 2438	\$ 1,058.21	\$ 1,139.13	7.65%	\$ 1,958.36	\$ 2,039.28	4.13%
MGS-S Customer 2439	\$ 1,844.25	\$ 1,942.83	5.35%	\$ 4,489.67	\$ 4,588.25	2.20%
MGS-S Customer 2440	\$ 776.86	\$ 838.19	7.89%	\$ 1,424.31	\$ 1,485.65	4.31%
MGS-S Customer 2441	\$ 2,152.44	\$ 2,257.97	4.90%	\$ 5,385.55	\$ 5,491.08	1.96%
MGS-S Customer 2442	\$ 6,635.10	\$ 6,846.94	3.19%	\$ 17,711.55	\$ 17,923.39	1.20%
MGS-S Customer 2443	\$ 1,233.91	\$ 1,318.77	6.88%	\$ 2,515.15	\$ 2,600.02	3.37%
MGS-S Customer 2444	\$ 1,764.93	\$ 1,861.78	5.49%	\$ 4,195.12	\$ 4,291.97	2.31%
MGS-S Customer 2445	\$ 2,485.07	\$ 2,598.14	4.55%	\$ 6,449.44	\$ 6,562.52	1.75%
MGS-S Customer 2446	\$ 1,780.00	\$ 1,877.16	5.46%	\$ 4,163.19	\$ 4,260.35	2.33%
MGS-S Customer 2447	\$ 1,254.32	\$ 1,339.69	6.81%	\$ 2,620.38	\$ 2,705.75	3.26%
MGS-S Customer 2448	\$ 1,421.47	\$ 1,510.56	6.27%	\$ 3,043.32	\$ 3,132.41	2.93%
MGS-S Customer 2449	\$ 7,996.69	\$ 8,234.28	2.97%	\$ 24,277.73	\$ 24,515.32	0.98%
MGS-S Customer 2450	\$ 6,003.04	\$ 6,194.79	3.19%	\$ 16,691.33	\$ 16,883.07	1.15%
MGS-S Customer 2451	\$ 945.67	\$ 1,024.07	8.29%	\$ 1,609.86	\$ 1,688.26	4.87%
MGS-S Customer 2452	\$ 882.58	\$ 959.53	8.72%	\$ 1,397.21	\$ 1,474.16	5.51%
MGS-S Customer 2453	\$ 899.41	\$ 963.49	7.12%	\$ 1,761.10	\$ 1,825.18	3.64%
MGS-S Customer 2454	\$ 725.96	\$ 799.39	10.11%	\$ 914.96	\$ 988.40	8.03%
MGS-S Customer 2455	\$ 3,307.51	\$ 3,439.02	3.98%	\$ 9,054.09	\$ 9,185.60	1.45%
MGS-S Customer 2456	\$ 1,427.16	\$ 1,516.36	6.25%	\$ 3,065.11	\$ 3,154.32	2.91%
MGS-S Customer 2457	\$ 1,313.36	\$ 1,400.05	6.60%	\$ 2,759.53	\$ 2,846.22	3.14%
MGS-S Customer 2458	\$ 693.51	\$ 766.23	10.49%	\$ 829.39	\$ 902.11	8.77%
MGS-S Customer 2459	\$ 1,001.27	\$ 1,080.93	7.96%	\$ 1,781.55	\$ 1,861.21	4.47%
MGS-S Customer 2460	\$ 937.80	\$ 1,016.01	8.34%	\$ 1,579.24	\$ 1,657.45	4.95%
MGS-S Customer 2461	\$ 786.04	\$ 860.91	9.52%	\$ 1,108.49	\$ 1,183.36	6.75%
MGS-S Customer 2462	\$ 1,316.12	\$ 1,389.57	5.58%	\$ 3,089.04	\$ 3,162.49	2.38%
MGS-S Customer 2463	\$ 1,165.92	\$ 1,249.33	7.15%	\$ 2,396.94	\$ 2,480.36	3.48%
MGS-S Customer 2464	\$ 1,133.36	\$ 1,215.97	7.29%	\$ 2,187.97	\$ 2,270.58	3.78%
MGS-S Customer 2465	\$ 1,168.35	\$ 1,251.75	7.14%	\$ 2,304.96	\$ 2,388.37	3.62%
MGS-S Customer 2466	\$ 1,544.18	\$ 1,636.01	5.95%	\$ 3,475.28	\$ 3,567.11	2.64%
MGS-S Customer 2467	\$ 1,606.46	\$ 1,699.72	5.81%	\$ 3,618.02	\$ 3,711.29	2.58%
MGS-S Customer 2468	\$ 1,253.85	\$ 1,339.16	6.80%	\$ 2,563.95	\$ 2,649.27	3.33%
MGS-S Customer 2469	\$ 749.21	\$ 809.91	8.10%	\$ 1,326.56	\$ 1,387.27	4.58%
MGS-S Customer 2470	\$ 897.08	\$ 974.39	8.62%	\$ 1,476.02	\$ 1,553.33	5.24%
MGS-S Customer 2471	\$ 2,240.93	\$ 2,348.44	4.80%	\$ 5,747.93	\$ 5,855.44	1.87%
MGS-S Customer 2472	\$ 1,934.50	\$ 2,035.12	5.20%	\$ 4,693.14	\$ 4,793.77	2.14%
MGS-S Customer 2473	\$ 802.84	\$ 878.01	9.36%	\$ 1,160.63	\$ 1,235.81	6.48%
MGS-S Customer 2474	\$ 1,620.60	\$ 1,714.18	5.77%	\$ 3,715.66	\$ 3,809.24	2.52%
MGS-S Customer 2475	\$ 798.98	\$ 874.11	9.40%	\$ 1,161.14	\$ 1,236.26	6.47%
MGS-S Customer 2476	\$ 1,084.18	\$ 1,165.65	7.51%	\$ 1,960.04	\$ 2,041.51	4.16%
MGS-S Customer 2477	\$ 1,185.97	\$ 1,256.52	5.95%	\$ 2,741.05	\$ 2,811.60	2.57%

Internal Use

Customer	Distribution 8/23 Prices	Distribution 1/24 Prices	Distribution % Difference	Delivery 8/23 Prices	Delivery 1/24 Prices	Delivery % Difference
MGS-S Customer 2478	\$ 1,099.38	\$ 1,181.43	7.46%	\$ 2,025.59	\$ 2,107.63	4.05%
MGS-S Customer 2479	\$ 1,248.21	\$ 1,333.43	6.83%	\$ 2,587.32	\$ 2,672.54	3.29%
MGS-S Customer 2480	\$ 1,124.32	\$ 1,206.72	7.33%	\$ 2,140.09	\$ 2,222.49	3.85%
MGS-S Customer 2481	\$ 2,179.87	\$ 2,286.10	4.87%	\$ 5,577.64	\$ 5,683.87	1.90%
MGS-S Customer 2482	\$ 670.93	\$ 729.87	8.78%	\$ 1,084.16	\$ 1,143.10	5.44%
MGS-S Customer 2483	\$ 576.49	\$ 633.29	9.85%	\$ 762.54	\$ 819.35	7.45%
MGS-S Customer 2484	\$ 483.84	\$ 538.56	11.31%	\$ 627.20	\$ 681.92	8.72%
MGS-S Customer 2485	\$ 961.03	\$ 1,026.50	6.81%	\$ 2,002.31	\$ 2,067.79	3.27%
MGS-S Customer 2486	\$ 1,880.40	\$ 1,979.89	5.29%	\$ 4,516.78	\$ 4,616.28	2.20%
MGS-S Customer 2487	\$ 695.32	\$ 768.08	10.46%	\$ 828.34	\$ 901.10	8.78%
MGS-S Customer 2488	\$ 819.42	\$ 894.97	9.22%	\$ 1,219.81	\$ 1,295.36	6.19%
MGS-S Customer 2489	\$ 1,033.46	\$ 1,113.84	7.78%	\$ 1,914.78	\$ 1,995.16	4.20%
MGS-S Customer 2490	\$ 973.52	\$ 1,052.55	8.12%	\$ 1,723.88	\$ 1,802.92	4.59%
MGS-S Customer 2491	\$ 1,418.07	\$ 1,493.86	5.34%	\$ 3,485.66	\$ 3,561.45	2.17%
MGS-S Customer 2492	\$ 1,099.84	\$ 1,168.45	6.24%	\$ 2,427.35	\$ 2,495.96	2.83%
MGS-S Customer 2493	\$ 1,136.82	\$ 1,219.53	7.28%	\$ 2,233.55	\$ 2,316.26	3.70%
MGS-S Customer 2494	\$ 898.63	\$ 962.72	7.13%	\$ 1,804.30	\$ 1,868.39	3.55%
MGS-S Customer 2495	\$ 5,584.82	\$ 5,770.00	3.32%	\$ 16,767.75	\$ 16,952.93	1.10%
MGS-S Customer 2496	\$ 1,313.86	\$ 1,387.22	5.58%	\$ 3,040.21	\$ 3,113.57	2.41%
MGS-S Customer 2497	\$ 844.75	\$ 920.88	9.01%	\$ 1,293.97	\$ 1,370.10	5.88%
MGS-S Customer 2498	\$ 714.08	\$ 787.25	10.25%	\$ 876.93	\$ 950.10	8.34%
MGS-S Customer 2499	\$ 1,239.81	\$ 1,324.85	6.86%	\$ 2,611.12	\$ 2,696.16	3.26%
MGS-S Customer 2500	\$ 1,157.90	\$ 1,227.80	6.04%	\$ 2,554.77	\$ 2,624.67	2.74%
MGS-S Customer 2501	\$ 1,058.57	\$ 1,139.50	7.65%	\$ 1,973.83	\$ 2,054.76	4.10%
MGS-S Customer 2502	\$ 499.41	\$ 554.48	11.03%	\$ 533.52	\$ 588.59	10.32%
MGS-S Customer 2503	\$ 4,091.05	\$ 4,240.67	3.66%	\$ 12,285.45	\$ 12,435.07	1.22%
MGS-S Customer 2504	\$ 3,183.01	\$ 3,311.93	4.05%	\$ 8,858.39	\$ 8,987.31	1.46%
MGS-S Customer 2505	\$ 2,146.08	\$ 2,251.68	4.92%	\$ 5,638.47	\$ 5,744.07	1.87%
MGS-S Customer 2506	\$ 868.70	\$ 932.10	7.30%	\$ 1,712.35	\$ 1,775.75	3.70%
MGS-S Customer 2507	\$ 783.40	\$ 858.15	9.54%	\$ 1,127.38	\$ 1,202.13	6.63%
MGS-S Customer 2508	\$ 965.12	\$ 1,030.69	6.79%	\$ 1,982.19	\$ 2,047.76	3.31%
MGS-S Customer 2509	\$ 2,110.97	\$ 2,215.65	4.96%	\$ 5,310.60	\$ 5,415.29	1.97%
MGS-S Customer 2510	\$ 3,498.20	\$ 3,620.91	3.51%	\$ 10,128.13	\$ 10,250.84	1.21%
MGS-S Customer 2511	\$ 950.92	\$ 1,029.43	8.26%	\$ 1,656.98	\$ 1,735.49	4.74%
MGS-S Customer 2512	\$ 550.34	\$ 606.57	10.22%	\$ 694.03	\$ 750.25	8.10%
MGS-S Customer 2513	\$ 707.52	\$ 780.56	10.32%	\$ 879.31	\$ 952.35	8.31%
MGS-S Customer 2514	\$ 1,558.99	\$ 1,651.30	5.92%	\$ 3,671.66	\$ 3,763.97	2.51%
MGS-S Customer 2515	\$ 8,314.98	\$ 8,559.64	2.94%	\$ 25,449.05	\$ 25,693.72	0.96%
MGS-S Customer 2516	\$ 2,039.40	\$ 2,129.20	4.40%	\$ 5,491.04	\$ 5,580.84	1.64%
MGS-S Customer 2517	\$ 1,960.23	\$ 2,048.25	4.49%	\$ 5,233.74	\$ 5,321.76	1.68%

Internal Use

Customer	Distribution 8/23 Prices	Distribution 1/24 Prices	Distribution % Difference	Delivery 8/23 Prices	Delivery 1/24 Prices	Delivery % Difference
MGS-S Customer 2518	\$ 483.84	\$ 538.56	11.31%	\$ 483.84	\$ 538.56	11.31%
MGS-S Customer 2519	\$ 1,497.68	\$ 1,575.35	5.19%	\$ 3,852.21	\$ 3,929.88	2.02%
MGS-S Customer 2520	\$ 1,253.15	\$ 1,338.49	6.81%	\$ 2,591.23	\$ 2,676.56	3.29%
MGS-S Customer 2521	\$ 1,070.93	\$ 1,152.18	7.59%	\$ 2,035.89	\$ 2,117.14	3.99%
MGS-S Customer 2522	\$ 659.03	\$ 730.98	10.92%	\$ 721.42	\$ 793.37	9.97%
MGS-S Customer 2523	\$ 981.53	\$ 1,060.77	8.07%	\$ 1,762.95	\$ 1,842.19	4.49%
MGS-S Customer 2524	\$ 727.65	\$ 801.14	10.10%	\$ 934.15	\$ 1,007.63	7.87%
MGS-S Customer 2525	\$ 967.31	\$ 1,032.93	6.78%	\$ 2,030.34	\$ 2,095.97	3.23%
MGS-S Customer 2526	\$ 701.82	\$ 774.71	10.39%	\$ 833.15	\$ 906.03	8.75%
MGS-S Customer 2527	\$ 1,013.66	\$ 1,080.29	6.57%	\$ 2,119.45	\$ 2,186.08	3.14%
MGS-S Customer 2528	\$ 913.77	\$ 978.18	7.05%	\$ 1,847.89	\$ 1,912.30	3.49%
MGS-S Customer 2529	\$ 629.76	\$ 701.04	11.32%	\$ 629.76	\$ 701.04	11.32%
MGS-S Customer 2530	\$ 1,052.15	\$ 1,119.73	6.42%	\$ 2,335.15	\$ 2,402.73	2.89%
MGS-S Customer 2531	\$ 1,045.02	\$ 1,112.45	6.45%	\$ 2,338.30	\$ 2,405.72	2.88%
MGS-S Customer 2532	\$ 552.80	\$ 609.08	10.18%	\$ 702.28	\$ 758.57	8.02%
MGS-S Customer 2533	\$ 941.77	\$ 1,020.11	8.32%	\$ 1,628.95	\$ 1,707.29	4.81%
MGS-S Customer 2534	\$ 740.52	\$ 814.30	9.96%	\$ 989.37	\$ 1,063.14	7.46%
MGS-S Customer 2535	\$ 762.20	\$ 836.47	9.74%	\$ 1,061.44	\$ 1,135.72	7.00%
MGS-S Customer 2536	\$ 1,018.07	\$ 1,098.14	7.86%	\$ 1,942.91	\$ 2,022.98	4.12%
MGS-S Customer 2537	\$ 1,882.47	\$ 1,982.11	5.29%	\$ 4,610.32	\$ 4,709.95	2.16%
MGS-S Customer 2538	\$ 3,548.68	\$ 3,686.02	3.87%	\$ 10,440.68	\$ 10,578.03	1.32%
MGS-S Customer 2539	\$ 1,160.81	\$ 1,244.11	7.18%	\$ 2,364.58	\$ 2,447.88	3.52%
MGS-S Customer 2540	\$ 960.70	\$ 1,040.26	8.28%	\$ 1,486.62	\$ 1,566.19	5.35%
MGS-S Customer 2541	\$ 4,415.70	\$ 4,572.67	3.55%	\$ 13,141.03	\$ 13,298.00	1.19%
MGS-S Customer 2542	\$ 960.92	\$ 1,039.70	8.20%	\$ 1,705.51	\$ 1,784.28	4.62%
MGS-S Customer 2543	\$ 849.68	\$ 925.93	8.97%	\$ 1,330.56	\$ 1,406.81	5.73%
MGS-S Customer 2544	\$ 945.74	\$ 1,024.16	8.29%	\$ 1,601.85	\$ 1,680.27	4.90%
MGS-S Customer 2545	\$ 4,287.40	\$ 4,441.46	3.59%	\$ 12,776.24	\$ 12,930.30	1.21%
MGS-S Customer 2546	\$ 1,068.33	\$ 1,149.53	7.60%	\$ 2,041.53	\$ 2,122.73	3.98%
MGS-S Customer 2547	\$ 987.46	\$ 1,066.83	8.04%	\$ 1,795.23	\$ 1,874.61	4.42%
MGS-S Customer 2548	\$ 3,047.90	\$ 3,173.91	4.13%	\$ 8,810.25	\$ 8,936.26	1.43%
MGS-S Customer 2549	\$ 2,257.96	\$ 2,366.09	4.79%	\$ 6,078.29	\$ 6,186.42	1.78%
MGS-S Customer 2550	\$ 815.02	\$ 890.50	9.26%	\$ 1,235.26	\$ 1,310.73	6.11%
MGS-S Customer 2551	\$ 1,225.40	\$ 1,310.16	6.92%	\$ 2,581.57	\$ 2,666.33	3.28%
MGS-S Customer 2552	\$ 629.76	\$ 701.04	11.32%	\$ 746.44	\$ 817.72	9.55%
MGS-S Customer 2553	\$ 981.70	\$ 1,047.69	6.72%	\$ 2,051.10	\$ 2,117.08	3.22%
MGS-S Customer 2554	\$ 1,271.28	\$ 1,357.08	6.75%	\$ 2,696.80	\$ 2,782.60	3.18%
MGS-S Customer 2555	\$ 824.16	\$ 899.84	9.18%	\$ 1,262.17	\$ 1,337.85	6.00%
MGS-S Customer 2556	\$ 661.50	\$ 733.49	10.88%	\$ 731.16	\$ 803.15	9.85%
MGS-S Customer 2557	\$ 966.27	\$ 1,045.16	8.16%	\$ 1,741.60	\$ 1,820.50	4.53%

Customer	Distribution 8/23 Prices	Distribution 1/24 Prices	Distribution % Difference	Delivery 8/23 Prices	Delivery 1/24 Prices	Delivery % Difference
MGS-S Customer 2558	\$ 783.43	\$ 858.19	9.54%	\$ 1,133.35	\$ 1,208.11	6.60%
MGS-S Customer 2559	\$ 827.27	\$ 903.02	9.16%	\$ 1,272.81	\$ 1,348.56	5.95%
MGS-S Customer 2560	\$ 2,912.99	\$ 3,035.95	4.22%	\$ 8,182.70	\$ 8,305.65	1.50%
MGS-S Customer 2561	\$ 750.82	\$ 824.84	9.86%	\$ 1,020.80	\$ 1,094.82	7.25%
MGS-S Customer 2562	\$ 494.29	\$ 549.25	11.12%	\$ 516.83	\$ 571.78	10.63%
MGS-S Customer 2563	\$ 904.64	\$ 982.14	8.57%	\$ 1,518.82	\$ 1,596.32	5.10%
MGS-S Customer 2564	\$ 989.45	\$ 1,068.87	8.03%	\$ 1,811.26	\$ 1,890.68	4.38%
MGS-S Customer 2565	\$ 1,314.92	\$ 1,402.26	6.64%	\$ 2,695.54	\$ 2,782.88	3.24%
MGS-S Customer 2566	\$ 686.16	\$ 745.46	8.64%	\$ 1,127.33	\$ 1,186.63	5.26%
MGS-S Customer 2567	\$ 816.94	\$ 879.20	7.62%	\$ 1,555.91	\$ 1,618.17	4.00%
MGS-S Customer 2568	\$ 985.83	\$ 1,051.91	6.70%	\$ 2,136.82	\$ 2,202.91	3.09%
MGS-S Customer 2569	\$ 966.58	\$ 1,032.23	6.79%	\$ 2,074.44	\$ 2,140.08	3.16%
MGS-S Customer 2570	\$ 864.28	\$ 927.61	7.33%	\$ 1,717.65	\$ 1,780.98	3.69%
MGS-S Customer 2571	\$ 932.95	\$ 997.84	6.96%	\$ 1,949.48	\$ 2,014.37	3.33%
MGS-S Customer 2572	\$ 483.84	\$ 538.56	11.31%	\$ 672.29	\$ 727.01	8.14%
MGS-S Customer 2573	\$ 662.49	\$ 721.26	8.87%	\$ 1,045.94	\$ 1,104.70	5.62%
MGS-S Customer 2574	\$ 1,409.01	\$ 1,497.93	6.31%	\$ 3,184.87	\$ 3,273.79	2.79%
MGS-S Customer 2575	\$ 833.37	\$ 896.00	7.52%	\$ 1,604.54	\$ 1,667.17	3.90%
MGS-S Customer 2576	\$ 3,504.55	\$ 3,640.89	3.89%	\$ 10,210.72	\$ 10,347.07	1.34%
MGS-S Customer 2577	\$ 2,788.01	\$ 2,909.82	4.37%	\$ 6,809.18	\$ 6,930.99	1.79%
MGS-S Customer 2578	\$ 549.21	\$ 605.41	10.23%	\$ 698.37	\$ 754.57	8.05%
MGS-S Customer 2579	\$ 827.08	\$ 902.82	9.16%	\$ 1,252.05	\$ 1,327.80	6.05%
MGS-S Customer 2580	\$ 948.89	\$ 1,014.14	6.88%	\$ 1,986.31	\$ 2,051.55	3.28%
MGS-S Customer 2581	\$ 805.84	\$ 881.10	9.34%	\$ 1,220.86	\$ 1,296.12	6.16%
MGS-S Customer 2582	\$ 833.78	\$ 909.68	9.10%	\$ 1,299.73	\$ 1,375.63	5.84%
MGS-S Customer 2583	\$ 798.87	\$ 860.72	7.74%	\$ 1,519.57	\$ 1,581.42	4.07%
MGS-S Customer 2584	\$ 1,362.53	\$ 1,437.14	5.48%	\$ 3,324.92	\$ 3,399.53	2.24%
MGS-S Customer 2585	\$ 769.07	\$ 830.25	7.96%	\$ 1,415.50	\$ 1,476.67	4.32%
MGS-S Customer 2586	\$ 520.19	\$ 575.74	10.68%	\$ 604.77	\$ 660.31	9.18%
MGS-S Customer 2587	\$ 1,114.59	\$ 1,196.85	7.38%	\$ 2,199.49	\$ 2,281.74	3.74%
MGS-S Customer 2588	\$ 972.83	\$ 1,051.87	8.12%	\$ 1,748.30	\$ 1,827.34	4.52%
MGS-S Customer 2589	\$ 758.06	\$ 832.25	9.79%	\$ 1,051.80	\$ 1,125.99	7.05%
MGS-S Customer 2590	\$ 806.37	\$ 881.65	9.34%	\$ 1,208.42	\$ 1,283.70	6.23%
MGS-S Customer 2591	\$ 5,337.31	\$ 5,517.27	3.37%	\$ 15,639.57	\$ 15,819.54	1.15%
MGS-S Customer 2592	\$ 1,146.86	\$ 1,229.85	7.24%	\$ 2,325.21	\$ 2,408.19	3.57%
MGS-S Customer 2593	\$ 1,905.22	\$ 2,005.37	5.26%	\$ 4,726.39	\$ 4,826.54	2.12%
MGS-S Customer 2594	\$ 837.62	\$ 913.61	9.07%	\$ 1,301.26	\$ 1,377.24	5.84%
MGS-S Customer 2595	\$ 818.69	\$ 880.99	7.61%	\$ 1,596.88	\$ 1,659.18	3.90%
MGS-S Customer 2596	\$ 1,232.79	\$ 1,317.72	6.89%	\$ 2,580.46	\$ 2,665.39	3.29%
MGS-S Customer 2597	\$ 1,476.88	\$ 1,554.08	5.23%	\$ 3,720.55	\$ 3,797.74	2.07%

Internal Use

Customer	Distribution 8/23 Prices	Distribution 1/24 Prices	Distribution % Difference	Delivery 8/23 Prices	Delivery 1/24 Prices	Delivery % Difference
MGS-S Customer 2598	\$ 733.01	\$ 793.37	8.23%	\$ 1,265.20	\$ 1,325.56	4.77%
MGS-S Customer 2599	\$ 667.23	\$ 739.36	10.81%	\$ 751.53	\$ 823.66	9.60%
MGS-S Customer 2600	\$ 960.56	\$ 1,026.07	6.82%	\$ 2,040.50	\$ 2,106.00	3.21%
MGS-S Customer 2601	\$ 1,178.21	\$ 1,261.90	7.10%	\$ 2,438.61	\$ 2,522.30	3.43%
MGS-S Customer 2602	\$ 680.96	\$ 740.14	8.69%	\$ 1,135.84	\$ 1,195.02	5.21%
MGS-S Customer 2603	\$ 1,438.76	\$ 1,528.35	6.23%	\$ 3,269.67	\$ 3,359.26	2.74%
MGS-S Customer 2604	\$ 728.52	\$ 802.03	10.09%	\$ 947.79	\$ 1,021.30	7.76%
MGS-S Customer 2605	\$ 955.57	\$ 1,034.23	8.23%	\$ 1,680.68	\$ 1,759.34	4.68%
MGS-S Customer 2606	\$ 1,010.25	\$ 1,090.14	7.91%	\$ 1,862.24	\$ 1,942.13	4.29%
MGS-S Customer 2607	\$ 2,345.53	\$ 2,455.65	4.69%	\$ 6,369.72	\$ 6,479.84	1.73%
MGS-S Customer 2608	\$ 1,193.71	\$ 1,277.76	7.04%	\$ 2,476.48	\$ 2,560.52	3.39%
MGS-S Customer 2609	\$ 761.42	\$ 835.68	9.75%	\$ 1,054.00	\$ 1,128.26	7.05%
MGS-S Customer 2610	\$ 687.13	\$ 746.46	8.63%	\$ 1,133.63	\$ 1,192.95	5.23%
MGS-S Customer 2611	\$ 774.00	\$ 848.55	9.63%	\$ 1,089.03	\$ 1,163.58	6.85%
MGS-S Customer 2612	\$ 784.65	\$ 859.43	9.53%	\$ 1,136.68	\$ 1,211.47	6.58%
MGS-S Customer 2613	\$ 510.86	\$ 566.19	10.83%	\$ 570.60	\$ 625.93	9.70%
MGS-S Customer 2614	\$ 1,378.91	\$ 1,467.22	6.40%	\$ 3,031.20	\$ 3,119.50	2.91%
MGS-S Customer 2615	\$ 1,169.27	\$ 1,252.76	7.14%	\$ 2,411.20	\$ 2,494.69	3.46%
MGS-S Customer 2616	\$ 570.20	\$ 626.88	9.94%	\$ 758.14	\$ 814.82	7.48%
MGS-S Customer 2617	\$ 1,017.18	\$ 1,083.97	6.57%	\$ 2,194.39	\$ 2,261.18	3.04%
MGS-S Customer 2618	\$ 992.73	\$ 1,058.97	6.67%	\$ 2,143.27	\$ 2,209.51	3.09%
MGS-S Customer 2619	\$ 615.64	\$ 673.35	9.37%	\$ 921.03	\$ 978.73	6.26%
MGS-S Customer 2620	\$ 647.94	\$ 719.63	11.06%	\$ 689.09	\$ 760.78	10.40%
MGS-S Customer 2621	\$ 490.01	\$ 544.87	11.20%	\$ 503.55	\$ 558.41	10.89%
MGS-S Customer 2622	\$ 740.84	\$ 801.37	8.17%	\$ 1,305.08	\$ 1,365.62	4.64%
MGS-S Customer 2623	\$ 772.50	\$ 847.01	9.65%	\$ 1,082.68	\$ 1,157.19	6.88%
MGS-S Customer 2624	\$ 710.22	\$ 770.06	8.43%	\$ 1,215.42	\$ 1,275.26	4.92%
MGS-S Customer 2625	\$ 643.32	\$ 714.91	11.13%	\$ 672.83	\$ 744.42	10.64%
MGS-S Customer 2626	\$ 658.05	\$ 729.97	10.93%	\$ 718.45	\$ 790.37	10.01%
MGS-S Customer 2627	\$ 966.46	\$ 1,045.36	8.16%	\$ 1,714.17	\$ 1,793.07	4.60%
MGS-S Customer 2628	\$ 795.07	\$ 856.84	7.77%	\$ 1,504.80	\$ 1,566.56	4.10%
MGS-S Customer 2629	\$ 704.26	\$ 777.23	10.36%	\$ 873.57	\$ 946.53	8.35%
MGS-S Customer 2630	\$ 720.84	\$ 794.18	10.17%	\$ 919.55	\$ 992.89	7.98%
MGS-S Customer 2631	\$ 908.14	\$ 985.72	8.54%	\$ 1,540.08	\$ 1,617.66	5.04%
MGS-S Customer 2632	\$ 2,929.35	\$ 3,039.23	3.75%	\$ 8,326.65	\$ 8,436.53	1.32%
MGS-S Customer 2633	\$ 911.06	\$ 988.70	8.52%	\$ 1,547.97	\$ 1,625.61	5.02%
MGS-S Customer 2634	\$ 906.97	\$ 984.53	8.55%	\$ 1,538.90	\$ 1,616.46	5.04%
MGS-S Customer 2635	\$ 947.41	\$ 1,025.88	8.28%	\$ 1,650.17	\$ 1,728.64	4.76%
MGS-S Customer 2636	\$ 795.39	\$ 870.42	9.43%	\$ 1,181.47	\$ 1,256.50	6.35%
MGS-S Customer 2637	\$ 799.59	\$ 874.94	9.42%	\$ 1,115.72	\$ 1,191.08	6.75%

Internal Use

Customer	Distribution 8/23 Prices	Distribution 1/24 Prices	Distribution % Difference	Delivery 8/23 Prices	Delivery 1/24 Prices	Delivery % Difference
MGS-S Customer 2638	\$ 978.61	\$ 1,057.79	8.09%	\$ 1,730.69	\$ 1,809.87	4.58%
MGS-S Customer 2639	\$ 540.56	\$ 596.56	10.36%	\$ 664.36	\$ 720.37	8.43%
MGS-S Customer 2640	\$ 680.72	\$ 739.89	8.69%	\$ 1,122.79	\$ 1,181.97	5.27%
MGS-S Customer 2641	\$ 714.23	\$ 787.42	10.25%	\$ 901.14	\$ 974.33	8.12%
MGS-S Customer 2642	\$ 682.54	\$ 755.01	10.62%	\$ 809.71	\$ 882.18	8.95%
MGS-S Customer 2643	\$ 629.76	\$ 701.04	11.32%	\$ 629.76	\$ 701.04	11.32%
MGS-S Customer 2644	\$ 629.76	\$ 701.04	11.32%	\$ 629.76	\$ 701.04	11.32%
MGS-S Customer 2645	\$ 662.81	\$ 734.84	10.87%	\$ 735.65	\$ 807.67	9.79%
MGS-S Customer 2646	\$ 653.94	\$ 712.51	8.96%	\$ 1,034.86	\$ 1,093.43	5.66%
MGS-S Customer 2647	\$ 736.49	\$ 810.18	10.01%	\$ 974.72	\$ 1,048.42	7.56%
MGS-S Customer 2648	\$ 483.84	\$ 538.56	11.31%	\$ 483.84	\$ 538.56	11.31%
MGS-S Customer 2649	\$ 632.56	\$ 690.64	9.18%	\$ 967.04	\$ 1,025.12	6.01%
MGS-S Customer 2650	\$ 1,033.58	\$ 1,114.00	7.78%	\$ 1,954.33	\$ 2,034.75	4.11%
MGS-S Customer 2651	\$ 839.27	\$ 915.30	9.06%	\$ 1,292.68	\$ 1,368.70	5.88%
MGS-S Customer 2652	\$ 693.69	\$ 753.16	8.57%	\$ 1,152.06	\$ 1,211.53	5.16%
MGS-S Customer 2653	\$ 862.07	\$ 938.61	8.88%	\$ 1,380.98	\$ 1,457.52	5.54%
MGS-S Customer 2654	\$ 799.96	\$ 875.09	9.39%	\$ 1,188.23	\$ 1,263.36	6.32%
MGS-S Customer 2655	\$ 727.74	\$ 801.24	10.10%	\$ 949.09	\$ 1,022.59	7.74%
MGS-S Customer 2656	\$ 859.64	\$ 936.12	8.90%	\$ 1,362.89	\$ 1,439.38	5.61%
MGS-S Customer 2657	\$ 573.51	\$ 630.26	9.90%	\$ 780.50	\$ 837.25	7.27%
MGS-S Customer 2658	\$ 488.46	\$ 543.28	11.22%	\$ 498.44	\$ 553.26	11.00%
MGS-S Customer 2659	\$ 487.00	\$ 541.79	11.25%	\$ 493.91	\$ 548.70	11.09%
MGS-S Customer 2660	\$ 507.99	\$ 563.26	10.88%	\$ 562.89	\$ 618.15	9.82%
MGS-S Customer 2661	\$ 705.77	\$ 778.77	10.34%	\$ 868.94	\$ 941.94	8.40%
MGS-S Customer 2662	\$ 491.62	\$ 546.51	11.17%	\$ 508.46	\$ 563.35	10.80%
MGS-S Customer 2663	\$ 675.57	\$ 734.63	8.74%	\$ 1,109.73	\$ 1,168.79	5.32%
MGS-S Customer 2664	\$ 672.36	\$ 731.35	8.77%	\$ 1,096.25	\$ 1,155.24	5.38%
MGS-S Customer 2665	\$ 519.71	\$ 575.24	10.68%	\$ 596.28	\$ 651.81	9.31%
MGS-S Customer 2666	\$ 1,419.51	\$ 1,508.67	6.28%	\$ 3,168.22	\$ 3,257.38	2.81%
MGS-S Customer 2667	\$ 692.70	\$ 765.40	10.50%	\$ 834.90	\$ 907.60	8.71%
MGS-S Customer 2668	\$ 738.43	\$ 812.17	9.99%	\$ 975.17	\$ 1,048.91	7.56%
MGS-S Customer 2669	\$ 750.77	\$ 824.79	9.86%	\$ 1,026.15	\$ 1,100.17	7.21%
MGS-S Customer 2670	\$ 672.36	\$ 731.35	8.77%	\$ 1,086.55	\$ 1,145.53	5.43%
MGS-S Customer 2671	\$ 698.36	\$ 757.94	8.53%	\$ 1,180.77	\$ 1,240.35	5.05%
MGS-S Customer 2672	\$ 702.76	\$ 775.69	10.38%	\$ 864.33	\$ 937.27	8.44%
MGS-S Customer 2673	\$ 746.01	\$ 819.92	9.91%	\$ 1,010.05	\$ 1,083.97	7.32%
MGS-S Customer 2674	\$ 602.23	\$ 659.63	9.53%	\$ 865.40	\$ 922.80	6.63%
MGS-S Customer 2675	\$ 978.71	\$ 1,057.89	8.09%	\$ 1,751.67	\$ 1,830.85	4.52%
MGS-S Customer 2676	\$ 727.35	\$ 800.84	10.10%	\$ 942.94	\$ 1,016.43	7.79%
MGS-S Customer 2677	\$ 674.35	\$ 733.38	8.75%	\$ 1,105.76	\$ 1,164.79	5.34%

Customer	Distribution 8/23 Prices	Distribution 1/24 Prices	Distribution % Difference	Delivery 8/23 Prices	Delivery 1/24 Prices	Delivery % Difference
MGS-S Customer 2678	\$ 644.73	\$ 716.35	11.11%	\$ 678.34	\$ 749.96	10.56%
MGS-S Customer 2679	\$ 600.48	\$ 657.84	9.55%	\$ 848.52	\$ 905.88	6.76%
MGS-S Customer 2680	\$ 629.76	\$ 701.04	11.32%	\$ 629.76	\$ 701.04	11.32%
MGS-S Customer 2681	\$ 760.20	\$ 834.43	9.76%	\$ 1,044.86	\$ 1,119.09	7.10%
MGS-S Customer 2682	\$ 502.99	\$ 558.14	10.96%	\$ 545.96	\$ 601.12	10.10%
MGS-S Customer 2683	\$ 693.79	\$ 753.26	8.57%	\$ 1,159.17	\$ 1,218.64	5.13%
MGS-S Customer 2684	\$ 643.81	\$ 715.40	11.12%	\$ 675.07	\$ 746.66	10.60%
MGS-S Customer 2685	\$ 710.12	\$ 769.96	8.43%	\$ 1,220.83	\$ 1,280.67	4.90%
MGS-S Customer 2686	\$ 781.39	\$ 856.10	9.56%	\$ 1,133.89	\$ 1,208.61	6.59%
MGS-S Customer 2687	\$ 655.74	\$ 714.35	8.94%	\$ 1,020.05	\$ 1,078.66	5.75%
MGS-S Customer 2688	\$ 748.73	\$ 822.71	9.88%	\$ 1,000.88	\$ 1,074.85	7.39%
MGS-S Customer 2689	\$ 769.34	\$ 843.78	9.68%	\$ 1,079.70	\$ 1,154.14	6.89%
MGS-S Customer 2690	\$ 713.62	\$ 773.54	8.40%	\$ 1,227.57	\$ 1,287.49	4.88%
MGS-S Customer 2691	\$ 483.84	\$ 538.56	11.31%	\$ 483.84	\$ 538.56	11.31%
MGS-S Customer 2692	\$ 1,000.75	\$ 1,067.17	6.64%	\$ 2,183.33	\$ 2,249.75	3.04%
MGS-S Customer 2693	\$ 673.01	\$ 745.27	10.74%	\$ 774.30	\$ 846.56	9.33%
MGS-S Customer 2694	\$ 1,319.39	\$ 1,406.28	6.59%	\$ 2,852.29	\$ 2,939.18	3.05%
MGS-S Customer 2695	\$ 634.43	\$ 705.81	11.25%	\$ 644.31	\$ 715.70	11.08%
MGS-S Customer 2696	\$ 600.53	\$ 657.89	9.55%	\$ 858.85	\$ 916.21	6.68%
MGS-S Customer 2697	\$ 645.70	\$ 717.34	11.09%	\$ 681.16	\$ 752.80	10.52%
MGS-S Customer 2698	\$ 868.87	\$ 945.56	8.83%	\$ 1,404.72	\$ 1,481.41	5.46%
MGS-S Customer 2699	\$ 488.55	\$ 543.38	11.22%	\$ 499.13	\$ 553.96	10.99%
MGS-S Customer 2700	\$ 599.99	\$ 657.34	9.56%	\$ 856.60	\$ 913.95	6.70%
MGS-S Customer 2701	\$ 1,379.96	\$ 1,468.62	6.42%	\$ 2,899.83	\$ 2,988.48	3.06%
MGS-S Customer 2702	\$ 669.61	\$ 741.79	10.78%	\$ 757.24	\$ 829.42	9.53%
MGS-S Customer 2703	\$ 796.94	\$ 872.01	9.42%	\$ 1,168.05	\$ 1,243.11	6.43%
MGS-S Customer 2704	\$ 746.57	\$ 807.24	8.13%	\$ 1,338.11	\$ 1,398.77	4.53%
MGS-S Customer 2705	\$ 659.89	\$ 731.85	10.90%	\$ 729.53	\$ 801.49	9.86%
MGS-S Customer 2706	\$ 680.11	\$ 752.53	10.65%	\$ 790.17	\$ 862.59	9.17%
MGS-S Customer 2707	\$ 516.69	\$ 572.16	10.74%	\$ 587.34	\$ 642.80	9.44%
MGS-S Customer 2708	\$ 772.84	\$ 847.36	9.64%	\$ 1,084.46	\$ 1,158.98	6.87%
MGS-S Customer 2709	\$ 696.39	\$ 769.18	10.45%	\$ 846.92	\$ 919.71	8.59%
MGS-S Customer 2710	\$ 860.90	\$ 937.41	8.89%	\$ 1,367.46	\$ 1,443.97	5.60%
MGS-S Customer 2711	\$ 629.76	\$ 701.04	11.32%	\$ 629.76	\$ 701.04	11.32%
MGS-S Customer 2712	\$ 501.43	\$ 556.55	10.99%	\$ 539.75	\$ 594.87	10.21%
MGS-S Customer 2713	\$ 526.37	\$ 582.05	10.58%	\$ 619.71	\$ 675.40	8.99%
MGS-S Customer 2714	\$ 981.24	\$ 1,060.47	8.07%	\$ 1,758.02	\$ 1,837.25	4.51%
MGS-S Customer 2715	\$ 1,220.15	\$ 1,304.80	6.94%	\$ 2,481.84	\$ 2,566.48	3.41%
MGS-S Customer 2716	\$ 1,088.54	\$ 1,170.21	7.50%	\$ 2,175.92	\$ 2,257.59	3.75%
MGS-S Customer 2717	\$ 2,042.27	\$ 2,145.52	5.06%	\$ 5,112.51	\$ 5,215.76	2.02%

Internal Use

Customer	Distribution 8/23 Prices	Distribution 1/24 Prices	Distribution % Difference	Delivery 8/23 Prices	Delivery 1/24 Prices	Delivery % Difference
MGS-S Customer 2718	\$ 502.89	\$ 558.04	10.97%	\$ 543.83	\$ 598.98	10.14%
MGS-S Customer 2719	\$ 801.76	\$ 876.93	9.38%	\$ 1,176.13	\$ 1,251.30	6.39%
MGS-S Customer 2720	\$ 566.95	\$ 623.55	9.98%	\$ 759.30	\$ 815.90	7.45%
MGS-S Customer 2721	\$ 490.74	\$ 545.62	11.18%	\$ 505.45	\$ 560.32	10.86%
MGS-S Customer 2722	\$ 508.92	\$ 564.21	10.86%	\$ 562.79	\$ 618.08	9.82%
MGS-S Customer 2723	\$ 495.41	\$ 550.39	11.10%	\$ 521.52	\$ 576.50	10.54%
MGS-S Customer 2724	\$ 706.55	\$ 779.57	10.33%	\$ 882.53	\$ 955.55	8.27%
MGS-S Customer 2725	\$ 771.67	\$ 846.16	9.65%	\$ 1,077.47	\$ 1,151.96	6.91%
MGS-S Customer 2726	\$ 874.70	\$ 951.53	8.78%	\$ 1,415.83	\$ 1,492.65	5.43%
MGS-S Customer 2727	\$ 771.28	\$ 845.77	9.66%	\$ 1,087.43	\$ 1,161.91	6.85%
MGS-S Customer 2728	\$ 694.30	\$ 767.04	10.48%	\$ 835.01	\$ 907.75	8.71%
MGS-S Customer 2729	\$ 483.84	\$ 538.56	11.31%	\$ 483.84	\$ 538.56	11.31%
MGS-S Customer 2730	\$ 491.62	\$ 546.51	11.17%	\$ 508.47	\$ 563.36	10.80%
MGS-S Customer 2731	\$ 483.84	\$ 538.56	11.31%	\$ 483.84	\$ 538.56	11.31%
MGS-S Customer 2732	\$ 682.25	\$ 754.72	10.62%	\$ 799.83	\$ 872.30	9.06%
MGS-S Customer 2733	\$ 651.53	\$ 723.31	11.02%	\$ 699.73	\$ 771.50	10.26%
MGS-S Customer 2734	\$ 2,050.27	\$ 2,153.58	5.04%	\$ 5,180.44	\$ 5,283.75	1.99%
MGS-S Customer 2735	\$ 1,517.33	\$ 1,608.67	6.02%	\$ 3,516.55	\$ 3,607.88	2.60%
MGS-S Customer 2736	\$ 2,086.11	\$ 2,190.26	4.99%	\$ 5,239.00	\$ 5,343.15	1.99%
MGS-S Customer 2737	\$ 1,170.01	\$ 1,240.19	6.00%	\$ 2,572.82	\$ 2,643.01	2.73%
MGS-S Customer 2738	\$ 3,665.67	\$ 3,806.15	3.83%	\$ 9,925.06	\$ 10,065.54	1.42%
MGS-S Customer 2739	\$ 6,843.80	\$ 7,055.30	3.09%	\$ 20,941.26	\$ 21,152.76	1.01%
MGS-S Customer 2740	\$ 1,612.10	\$ 1,705.54	5.80%	\$ 3,740.27	\$ 3,833.71	2.50%
MGS-S Customer 2741	\$ 2,470.61	\$ 2,570.12	4.03%	\$ 6,898.86	\$ 6,998.37	1.44%
MGS-S Customer 2742	\$ 1,822.82	\$ 1,907.75	4.66%	\$ 4,749.97	\$ 4,834.90	1.79%
MGS-S Customer 2743	\$ 2,926.45	\$ 3,049.54	4.21%	\$ 7,999.74	\$ 8,122.83	1.54%
MGS-S Customer 2744	\$ 6,159.40	\$ 6,355.46	3.18%	\$ 18,699.70	\$ 18,895.76	1.05%
MGS-S Customer 2745	\$ 1,796.82	\$ 1,881.17	4.69%	\$ 4,765.88	\$ 4,850.23	1.77%
MGS-S Customer 2746	\$ 4,330.25	\$ 4,471.75	3.27%	\$ 13,081.85	\$ 13,223.35	1.08%
MGS-S Customer 2747	\$ 1,781.57	\$ 1,865.56	4.71%	\$ 4,570.69	\$ 4,654.68	1.84%
MGS-S Customer 2748	\$ 763.44	\$ 824.48	8.00%	\$ 1,389.29	\$ 1,450.34	4.39%
MGS-S Customer 2749	\$ 629.76	\$ 701.04	11.32%	\$ 678.32	\$ 749.60	10.51%
MGS-S Customer 2750	\$ 1,764.97	\$ 1,861.87	5.49%	\$ 4,433.03	\$ 4,529.93	2.19%
MGS-S Customer 2751	\$ 1,467.32	\$ 1,544.20	5.24%	\$ 3,501.11	\$ 3,577.99	2.20%
MGS-S Customer 2752	\$ 1,063.13	\$ 1,144.21	7.63%	\$ 2,045.28	\$ 2,126.37	3.96%
MGS-S Customer 2753	\$ 14,650.30	\$ 15,037.72	2.64%	\$ 45,872.55	\$ 46,259.98	0.84%
MGS-S Customer 2754	\$ 744.12	\$ 817.98	9.93%	\$ 998.95	\$ 1,072.82	7.39%
MGS-S Customer 2755	\$ 1,193.79	\$ 1,264.52	5.92%	\$ 2,747.31	\$ 2,818.04	2.57%
MGS-S Customer 2756	\$ 1,518.41	\$ 1,596.48	5.14%	\$ 3,802.92	\$ 3,880.99	2.05%
MGS-S Customer 2757	\$ 5,437.64	\$ 5,604.13	3.06%	\$ 16,682.02	\$ 16,848.51	1.00%

Customer	Distribution 8/23 Prices	Distribution 1/24 Prices	Distribution % Difference	Delivery 8/23 Prices	Delivery 1/24 Prices	Delivery % Difference
MGS-S Customer 2758	\$ 2,392.56	\$ 2,503.65	4.64%	\$ 6,231.09	\$ 6,342.18	1.78%
MGS-S Customer 2759	\$ 9,930.20	\$ 10,211.26	2.83%	\$ 30,859.17	\$ 31,140.22	0.91%
MGS-S Customer 2760	\$ 4,565.42	\$ 4,725.47	3.51%	\$ 13,379.38	\$ 13,539.43	1.20%
MGS-S Customer 2761	\$ 1,663.20	\$ 1,757.81	5.69%	\$ 3,924.63	\$ 4,019.24	2.41%
MGS-S Customer 2762	\$ 3,737.33	\$ 3,878.77	3.78%	\$ 10,722.00	\$ 10,863.44	1.32%
MGS-S Customer 2763	\$ 1,708.40	\$ 1,790.76	4.82%	\$ 4,372.63	\$ 4,454.99	1.88%
MGS-S Customer 2764	\$ 1,781.60	\$ 1,865.61	4.72%	\$ 4,534.92	\$ 4,618.93	1.85%
MGS-S Customer 2765	\$ 1,701.55	\$ 1,783.76	4.83%	\$ 4,238.01	\$ 4,320.22	1.94%
MGS-S Customer 2766	\$ 1,907.13	\$ 2,007.21	5.25%	\$ 4,659.86	\$ 4,759.94	2.15%
MGS-S Customer 2767	\$ 2,319.30	\$ 2,428.71	4.72%	\$ 6,035.38	\$ 6,144.80	1.81%
MGS-S Customer 2768	\$ 3,203.25	\$ 3,332.61	4.04%	\$ 8,981.62	\$ 9,110.98	1.44%
MGS-S Customer 2769	\$ 1,490.95	\$ 1,581.72	6.09%	\$ 3,426.14	\$ 3,516.91	2.65%
MGS-S Customer 2770	\$ 1,905.41	\$ 2,005.57	5.26%	\$ 4,741.82	\$ 4,841.98	2.11%
MGS-S Customer 2771	\$ 1,634.67	\$ 1,728.62	5.75%	\$ 3,842.58	\$ 3,936.53	2.44%
MGS-S Customer 2772	\$ 3,957.20	\$ 4,104.56	3.72%	\$ 11,046.86	\$ 11,194.22	1.33%
MGS-S Customer 2773	\$ 1,846.92	\$ 1,945.69	5.35%	\$ 4,527.51	\$ 4,626.28	2.18%
MGS-S Customer 2774	\$ 2,975.67	\$ 3,099.89	4.17%	\$ 8,117.36	\$ 8,241.57	1.53%
MGS-S Customer 2775	\$ 1,815.82	\$ 1,900.59	4.67%	\$ 4,749.70	\$ 4,834.47	1.78%
MGS-S Customer 2776	\$ 6,874.55	\$ 7,086.61	3.08%	\$ 20,307.17	\$ 20,519.23	1.04%
MGS-S Customer 2777	\$ 2,283.48	\$ 2,392.00	4.75%	\$ 5,716.85	\$ 5,825.37	1.90%
MGS-S Customer 2778	\$ 7,399.79	\$ 7,623.89	3.03%	\$ 22,240.42	\$ 22,464.53	1.01%
MGS-S Customer 2779	\$ 975.00	\$ 1,040.80	6.75%	\$ 2,138.90	\$ 2,204.71	3.08%
MGS-S Customer 2780	\$ 1,793.88	\$ 1,891.41	5.44%	\$ 4,380.89	\$ 4,478.42	2.23%
MGS-S Customer 2781	\$ 1,574.27	\$ 1,666.84	5.88%	\$ 3,568.30	\$ 3,660.88	2.59%
MGS-S Customer 2782	\$ 1,576.91	\$ 1,669.54	5.87%	\$ 3,624.60	\$ 3,717.23	2.56%
MGS-S Customer 2783	\$ 1,384.52	\$ 1,459.61	5.42%	\$ 3,341.86	\$ 3,416.95	2.25%
MGS-S Customer 2784	\$ 2,633.74	\$ 2,736.95	3.92%	\$ 7,374.71	\$ 7,477.93	1.40%
MGS-S Customer 2785	\$ 4,707.19	\$ 4,857.19	3.19%	\$ 13,888.37	\$ 14,038.38	1.08%
MGS-S Customer 2786	\$ 3,317.31	\$ 3,449.21	3.98%	\$ 9,402.33	\$ 9,534.23	1.40%
MGS-S Customer 2787	\$ 6,875.55	\$ 7,087.76	3.09%	\$ 20,582.34	\$ 20,794.56	1.03%
MGS-S Customer 2788	\$ 2,922.98	\$ 3,032.79	3.76%	\$ 8,198.49	\$ 8,308.30	1.34%
MGS-S Customer 2789	\$ 2,559.79	\$ 2,674.62	4.49%	\$ 6,941.32	\$ 7,056.15	1.65%
MGS-S Customer 2790	\$ 4,201.71	\$ 4,353.63	3.62%	\$ 11,849.92	\$ 12,001.83	1.28%
MGS-S Customer 2791	\$ 1,563.46	\$ 1,655.79	5.91%	\$ 3,531.75	\$ 3,624.07	2.61%
MGS-S Customer 2792	\$ 2,721.74	\$ 2,840.24	4.35%	\$ 7,612.09	\$ 7,730.59	1.56%
MGS-S Customer 2793	\$ 2,767.37	\$ 2,873.72	3.84%	\$ 7,763.67	\$ 7,870.02	1.37%
MGS-S Customer 2794	\$ 7,394.20	\$ 7,619.93	3.05%	\$ 21,814.40	\$ 22,040.12	1.03%
MGS-S Customer 2795	\$ 1,572.09	\$ 1,664.61	5.89%	\$ 3,606.59	\$ 3,699.12	2.57%
MGS-S Customer 2796	\$ 4,382.95	\$ 4,538.90	3.56%	\$ 12,815.92	\$ 12,971.87	1.22%
MGS-S Customer 2797	\$ 1,507.09	\$ 1,584.89	5.16%	\$ 3,726.32	\$ 3,804.12	2.09%

Internal Use

Customer	Distribution 8/23 Prices	Distribution 1/24 Prices	Distribution % Difference	Delivery 8/23 Prices	Delivery 1/24 Prices	Delivery % Difference
MGS-S Customer 2798	\$ 1,636.97	\$ 1,717.71	4.93%	\$ 4,243.86	\$ 4,324.60	1.90%
MGS-S Customer 2799	\$ 1,582.57	\$ 1,662.11	5.03%	\$ 3,966.41	\$ 4,045.95	2.01%
MGS-S Customer 2800	\$ 1,993.15	\$ 2,081.90	4.45%	\$ 5,334.13	\$ 5,422.88	1.66%
MGS-S Customer 2801	\$ 4,039.79	\$ 4,174.83	3.34%	\$ 11,782.04	\$ 11,917.08	1.15%
MGS-S Customer 2802	\$ 1,706.01	\$ 1,788.31	4.82%	\$ 4,383.10	\$ 4,465.40	1.88%
MGS-S Customer 2803	\$ 8,054.42	\$ 8,293.35	2.97%	\$ 24,312.23	\$ 24,551.16	0.98%
MGS-S Customer 2804	\$ 1,201.97	\$ 1,272.90	5.90%	\$ 2,815.90	\$ 2,886.82	2.52%
MGS-S Customer 2805	\$ 9,279.39	\$ 9,549.70	2.91%	\$ 27,151.75	\$ 27,422.05	1.00%
MGS-S Customer 2806	\$ 1,092.15	\$ 1,160.59	6.27%	\$ 2,437.86	\$ 2,506.30	2.81%
MGS-S Customer 2807	\$ 1,826.14	\$ 1,911.10	4.65%	\$ 4,631.79	\$ 4,716.75	1.83%
MGS-S Customer 2808	\$ 1,409.69	\$ 1,485.30	5.36%	\$ 3,423.43	\$ 3,499.04	2.21%
MGS-S Customer 2809	\$ 2,341.50	\$ 2,438.11	4.13%	\$ 6,276.07	\$ 6,372.68	1.54%
MGS-S Customer 2810	\$ 2,136.91	\$ 2,242.24	4.93%	\$ 5,498.75	\$ 5,604.08	1.92%
MGS-S Customer 2811	\$ 2,096.07	\$ 2,200.45	4.98%	\$ 5,466.77	\$ 5,571.16	1.91%
MGS-S Customer 2812	\$ 1,265.72	\$ 1,351.33	6.76%	\$ 2,622.22	\$ 2,707.82	3.26%
MGS-S Customer 2813	\$ 1,598.78	\$ 1,691.87	5.82%	\$ 3,781.81	\$ 3,874.90	2.46%
MGS-S Customer 2814	\$ 1,506.79	\$ 1,597.88	6.05%	\$ 3,422.67	\$ 3,513.77	2.66%
MGS-S Customer 2815	\$ 1,029.82	\$ 1,096.82	6.51%	\$ 2,126.65	\$ 2,193.64	3.15%
MGS-S Customer 2816	\$ 1,170.60	\$ 1,240.75	5.99%	\$ 2,556.92	\$ 2,627.07	2.74%
MGS-S Customer 2817	\$ 2,950.96	\$ 3,074.58	4.19%	\$ 7,943.28	\$ 8,066.90	1.56%
MGS-S Customer 2818	\$ 12,355.00	\$ 12,690.88	2.72%	\$ 38,230.14	\$ 38,566.01	0.88%
MGS-S Customer 2819	\$ 2,178.53	\$ 2,284.76	4.88%	\$ 5,454.83	\$ 5,561.07	1.95%
MGS-S Customer 2820	\$ 2,110.58	\$ 2,201.98	4.33%	\$ 5,683.05	\$ 5,774.45	1.61%
MGS-S Customer 2821	\$ 3,313.13	\$ 3,445.02	3.98%	\$ 9,102.54	\$ 9,234.43	1.45%
MGS-S Customer 2822	\$ 16,544.73	\$ 16,974.66	2.60%	\$ 51,118.82	\$ 51,548.75	0.84%
MGS-S Customer 2823	\$ 2,083.87	\$ 2,174.69	4.36%	\$ 5,597.51	\$ 5,688.33	1.62%
MGS-S Customer 2824	\$ 1,979.38	\$ 2,067.84	4.47%	\$ 5,199.75	\$ 5,288.21	1.70%
MGS-S Customer 2825	\$ 1,864.86	\$ 1,950.74	4.61%	\$ 4,976.30	\$ 5,062.18	1.73%
MGS-S Customer 2826	\$ 4,101.92	\$ 4,251.55	3.65%	\$ 11,560.03	\$ 11,709.66	1.29%
MGS-S Customer 2827	\$ 2,700.58	\$ 2,805.35	3.88%	\$ 7,336.25	\$ 7,441.01	1.43%
MGS-S Customer 2828	\$ 1,830.61	\$ 1,928.98	5.37%	\$ 4,410.80	\$ 4,509.18	2.23%
MGS-S Customer 2829	\$ 1,993.43	\$ 2,095.46	5.12%	\$ 4,957.99	\$ 5,060.02	2.06%
MGS-S Customer 2830	\$ 2,006.02	\$ 2,095.09	4.44%	\$ 5,303.89	\$ 5,392.96	1.68%
MGS-S Customer 2831	\$ 2,627.19	\$ 2,743.53	4.43%	\$ 6,915.05	\$ 7,031.39	1.68%
MGS-S Customer 2832	\$ 1,019.34	\$ 1,099.44	7.86%	\$ 1,881.07	\$ 1,961.17	4.26%
MGS-S Customer 2833	\$ 4,345.41	\$ 4,500.50	3.57%	\$ 12,377.47	\$ 12,532.55	1.25%
MGS-S Customer 2834	\$ 779.06	\$ 853.72	9.58%	\$ 1,106.10	\$ 1,180.76	6.75%
MGS-S Customer 2835	\$ 1,778.95	\$ 1,876.14	5.46%	\$ 4,208.88	\$ 4,306.07	2.31%
MGS-S Customer 2836	\$ 1,566.88	\$ 1,659.29	5.90%	\$ 3,666.78	\$ 3,759.20	2.52%
MGS-S Customer 2837	\$ 2,145.43	\$ 2,250.88	4.92%	\$ 5,386.29	\$ 5,491.74	1.96%

Internal Use

Customer	Distribution 8/23 Prices	Distribution 1/24 Prices	Distribution % Difference	Delivery 8/23 Prices	Delivery 1/24 Prices	Delivery % Difference
MGS-S Customer 2838	\$ 712.77	\$ 785.93	10.26%	\$ 899.79	\$ 972.95	8.13%
MGS-S Customer 2839	\$ 2,694.35	\$ 2,812.21	4.37%	\$ 7,145.42	\$ 7,263.28	1.65%
MGS-S Customer 2840	\$ 4,577.19	\$ 4,737.68	3.51%	\$ 13,323.91	\$ 13,484.40	1.20%
MGS-S Customer 2841	\$ 1,530.85	\$ 1,609.17	5.12%	\$ 3,736.00	\$ 3,814.33	2.10%
MGS-S Customer 2842	\$ 2,167.24	\$ 2,273.21	4.89%	\$ 5,526.68	\$ 5,632.65	1.92%
MGS-S Customer 2843	\$ 9,366.33	\$ 9,636.63	2.89%	\$ 28,048.56	\$ 28,318.86	0.96%
MGS-S Customer 2844	\$ 2,148.21	\$ 2,253.73	4.91%	\$ 5,454.13	\$ 5,559.66	1.93%
MGS-S Customer 2845	\$ 1,704.98	\$ 1,787.26	4.83%	\$ 4,418.79	\$ 4,501.06	1.86%
MGS-S Customer 2846	\$ 3,685.22	\$ 3,825.46	3.81%	\$ 10,498.58	\$ 10,638.82	1.34%
MGS-S Customer 2847	\$ 2,187.90	\$ 2,294.32	4.86%	\$ 5,694.37	\$ 5,800.79	1.87%
MGS-S Customer 2848	\$ 2,391.57	\$ 2,502.59	4.64%	\$ 6,249.14	\$ 6,360.16	1.78%
MGS-S Customer 2849	\$ 2,627.31	\$ 2,743.71	4.43%	\$ 7,001.20	\$ 7,117.59	1.66%
MGS-S Customer 2850	\$ 4,243.54	\$ 4,396.43	3.60%	\$ 12,233.34	\$ 12,386.23	1.25%
MGS-S Customer 2851	\$ 842.45	\$ 905.26	7.46%	\$ 1,636.53	\$ 1,699.34	3.84%
MGS-S Customer 2852	\$ 2,184.17	\$ 2,290.54	4.87%	\$ 5,600.87	\$ 5,707.25	1.90%
MGS-S Customer 2853	\$ 3,659.10	\$ 3,785.50	3.45%	\$ 10,404.86	\$ 10,531.26	1.21%
MGS-S Customer 2854	\$ 4,668.98	\$ 4,831.59	3.48%	\$ 13,825.39	\$ 13,987.99	1.18%
MGS-S Customer 2855	\$ 1,669.71	\$ 1,764.43	5.67%	\$ 3,863.84	\$ 3,958.56	2.45%
MGS-S Customer 2856	\$ 4,271.53	\$ 4,424.93	3.59%	\$ 12,568.89	\$ 12,722.29	1.22%
MGS-S Customer 2857	\$ 3,733.73	\$ 3,875.09	3.79%	\$ 10,442.27	\$ 10,583.63	1.35%
MGS-S Customer 2858	\$ 12,659.35	\$ 13,002.16	2.71%	\$ 41,059.21	\$ 41,402.02	0.83%
MGS-S Customer 2859	\$ 5,392.99	\$ 5,571.82	3.32%	\$ 16,499.26	\$ 16,678.09	1.08%
MGS-S Customer 2860	\$ 3,074.55	\$ 3,200.98	4.11%	\$ 8,604.07	\$ 8,730.51	1.47%
MGS-S Customer 2861	\$ 1,703.08	\$ 1,785.28	4.83%	\$ 4,336.34	\$ 4,418.55	1.90%
MGS-S Customer 2862	\$ 19,127.96	\$ 19,616.84	2.56%	\$ 59,730.26	\$ 60,219.14	0.82%
MGS-S Customer 2863	\$ 3,667.74	\$ 3,807.51	3.81%	\$ 10,056.39	\$ 10,196.16	1.39%
MGS-S Customer 2864	\$ 1,846.21	\$ 1,944.92	5.35%	\$ 4,555.21	\$ 4,653.91	2.17%
MGS-S Customer 2865	\$ 1,546.43	\$ 1,625.15	5.09%	\$ 3,871.42	\$ 3,950.14	2.03%
MGS-S Customer 2866	\$ 3,821.95	\$ 3,965.32	3.75%	\$ 10,777.05	\$ 10,920.42	1.33%
MGS-S Customer 2867	\$ 1,280.57	\$ 1,353.25	5.68%	\$ 3,033.28	\$ 3,105.97	2.40%
MGS-S Customer 2868	\$ 6,991.56	\$ 7,206.14	3.07%	\$ 21,218.76	\$ 21,433.33	1.01%
MGS-S Customer 2869	\$ 3,292.57	\$ 3,423.91	3.99%	\$ 9,095.67	\$ 9,227.01	1.44%
MGS-S Customer 2870	\$ 2,063.06	\$ 2,166.68	5.02%	\$ 5,278.02	\$ 5,381.63	1.96%
MGS-S Customer 2871	\$ 1,844.62	\$ 1,929.97	4.63%	\$ 4,649.55	\$ 4,734.90	1.84%
MGS-S Customer 2872	\$ 3,156.65	\$ 3,284.93	4.06%	\$ 8,746.46	\$ 8,874.74	1.47%
MGS-S Customer 2873	\$ 2,093.99	\$ 2,184.89	4.34%	\$ 5,374.10	\$ 5,464.99	1.69%
MGS-S Customer 2874	\$ 2,164.58	\$ 2,270.51	4.89%	\$ 5,658.90	\$ 5,764.82	1.87%
MGS-S Customer 2875	\$ 3,503.23	\$ 3,639.36	3.89%	\$ 10,088.39	\$ 10,224.51	1.35%
MGS-S Customer 2876	\$ 1,941.58	\$ 2,042.46	5.20%	\$ 4,710.11	\$ 4,810.99	2.14%
MGS-S Customer 2877	\$ 5,096.80	\$ 5,268.77	3.37%	\$ 14,795.07	\$ 14,967.04	1.16%

Internal Use

Customer	Distribution 8/23 Prices	Distribution 1/24 Prices	Distribution % Difference	Delivery 8/23 Prices	Delivery 1/24 Prices	Delivery % Difference
MGS-S Customer 2878	\$ 12,651.14	\$ 12,993.37	2.71%	\$ 38,621.28	\$ 38,963.51	0.89%
MGS-S Customer 2879	\$ 1,571.70	\$ 1,650.96	5.04%	\$ 3,909.22	\$ 3,988.47	2.03%
MGS-S Customer 2880	\$ 13,056.12	\$ 13,408.79	2.70%	\$ 39,351.95	\$ 39,704.61	0.90%
MGS-S Customer 2881	\$ 3,932.82	\$ 4,078.58	3.71%	\$ 10,997.47	\$ 11,143.22	1.33%
MGS-S Customer 2882	\$ 3,993.65	\$ 4,140.77	3.68%	\$ 11,454.81	\$ 11,601.93	1.28%
MGS-S Customer 2883	\$ 2,370.71	\$ 2,481.21	4.66%	\$ 6,085.52	\$ 6,196.02	1.82%
MGS-S Customer 2884	\$ 2,307.31	\$ 2,403.16	4.15%	\$ 6,414.68	\$ 6,510.53	1.49%
MGS-S Customer 2885	\$ 11,226.21	\$ 11,536.81	2.77%	\$ 34,796.67	\$ 35,107.27	0.89%
MGS-S Customer 2886	\$ 2,944.02	\$ 3,067.50	4.19%	\$ 8,053.52	\$ 8,177.00	1.53%
MGS-S Customer 2887	\$ 1,391.25	\$ 1,479.76	6.36%	\$ 3,036.53	\$ 3,125.03	2.91%
MGS-S Customer 2888	\$ 2,680.85	\$ 2,785.13	3.89%	\$ 7,317.54	\$ 7,421.81	1.42%
MGS-S Customer 2889	\$ 2,363.94	\$ 2,461.09	4.11%	\$ 6,545.30	\$ 6,642.45	1.48%
MGS-S Customer 2890	\$ 2,981.87	\$ 3,106.19	4.17%	\$ 8,138.49	\$ 8,262.81	1.53%
MGS-S Customer 2891	\$ 1,846.81	\$ 1,932.26	4.63%	\$ 4,829.82	\$ 4,915.27	1.77%
MGS-S Customer 2892	\$ 6,021.62	\$ 6,214.54	3.20%	\$ 17,889.29	\$ 18,082.21	1.08%
MGS-S Customer 2893	\$ 3,296.05	\$ 3,427.45	3.99%	\$ 8,974.97	\$ 9,106.37	1.46%
MGS-S Customer 2894	\$ 3,065.96	\$ 3,192.18	4.12%	\$ 8,412.34	\$ 8,538.57	1.50%
MGS-S Customer 2895	\$ 1,883.60	\$ 1,983.15	5.29%	\$ 4,658.80	\$ 4,758.35	2.14%
MGS-S Customer 2896	\$ 1,362.98	\$ 1,450.79	6.44%	\$ 2,983.68	\$ 3,071.49	2.94%
MGS-S Customer 2897	\$ 3,478.63	\$ 3,614.16	3.90%	\$ 9,901.18	\$ 10,036.72	1.37%
MGS-S Customer 2898	\$ 2,771.49	\$ 2,891.09	4.32%	\$ 7,255.67	\$ 7,375.26	1.65%
MGS-S Customer 2899	\$ 2,577.56	\$ 2,692.81	4.47%	\$ 6,642.71	\$ 6,757.96	1.73%
MGS-S Customer 2900	\$ 1,794.94	\$ 1,892.51	5.44%	\$ 4,363.95	\$ 4,461.52	2.24%
MGS-S Customer 2901	\$ 1,520.67	\$ 1,598.76	5.14%	\$ 3,726.57	\$ 3,804.66	2.10%
MGS-S Customer 2902	\$ 3,547.18	\$ 3,684.30	3.87%	\$ 10,180.03	\$ 10,317.15	1.35%
MGS-S Customer 2903	\$ 7,385.57	\$ 7,609.25	3.03%	\$ 22,801.84	\$ 23,025.52	0.98%
MGS-S Customer 2904	\$ 2,365.22	\$ 2,475.69	4.67%	\$ 6,080.93	\$ 6,191.41	1.82%
MGS-S Customer 2905	\$ 1,852.27	\$ 1,951.11	5.34%	\$ 4,464.94	\$ 4,563.79	2.21%
MGS-S Customer 2906	\$ 1,537.14	\$ 1,628.88	5.97%	\$ 3,502.35	\$ 3,594.09	2.62%
MGS-S Customer 2907	\$ 1,592.10	\$ 1,685.08	5.84%	\$ 3,611.76	\$ 3,704.74	2.57%
MGS-S Customer 2908	\$ 6,631.81	\$ 6,838.46	3.12%	\$ 20,026.31	\$ 20,232.97	1.03%
MGS-S Customer 2909	\$ 1,761.59	\$ 1,845.17	4.74%	\$ 4,664.55	\$ 4,748.13	1.79%
MGS-S Customer 2910	\$ 1,516.16	\$ 1,607.45	6.02%	\$ 3,467.50	\$ 3,558.79	2.63%
MGS-S Customer 2911	\$ 2,775.07	\$ 2,894.79	4.31%	\$ 7,637.90	\$ 7,757.62	1.57%
MGS-S Customer 2912	\$ 1,500.42	\$ 1,591.34	6.06%	\$ 3,417.64	\$ 3,508.55	2.66%
MGS-S Customer 2913	\$ 1,541.85	\$ 1,620.44	5.10%	\$ 3,838.71	\$ 3,917.30	2.05%
MGS-S Customer 2914	\$ 4,959.04	\$ 5,127.95	3.41%	\$ 14,437.90	\$ 14,606.81	1.17%
MGS-S Customer 2915	\$ 3,715.92	\$ 3,856.85	3.79%	\$ 10,604.56	\$ 10,745.49	1.33%
MGS-S Customer 2916	\$ 3,815.02	\$ 3,958.14	3.75%	\$ 10,592.97	\$ 10,736.09	1.35%
MGS-S Customer 2917	\$ 2,550.09	\$ 2,651.29	3.97%	\$ 6,854.16	\$ 6,955.36	1.48%

Internal Use

Customer	Distribution 8/23 Prices	Distribution 1/24 Prices	Distribution % Difference	Delivery 8/23 Prices	Delivery 1/24 Prices	Delivery % Difference
MGS-S Customer 2918	\$ 2,731.62	\$ 2,850.29	4.34%	\$ 7,298.89	\$ 7,417.56	1.63%
MGS-S Customer 2919	\$ 2,125.58	\$ 2,230.60	4.94%	\$ 5,354.82	\$ 5,459.83	1.96%
MGS-S Customer 2920	\$ 7,431.44	\$ 7,656.27	3.03%	\$ 23,136.53	\$ 23,361.35	0.97%
MGS-S Customer 2921	\$ 1,635.81	\$ 1,716.52	4.93%	\$ 4,223.04	\$ 4,303.75	1.91%
MGS-S Customer 2922	\$ 2,949.57	\$ 3,073.19	4.19%	\$ 8,215.66	\$ 8,339.29	1.50%
MGS-S Customer 2923	\$ 2,232.31	\$ 2,326.33	4.21%	\$ 5,837.00	\$ 5,931.02	1.61%
MGS-S Customer 2924	\$ 1,581.23	\$ 1,660.63	5.02%	\$ 3,856.63	\$ 3,936.04	2.06%
MGS-S Customer 2925	\$ 2,040.01	\$ 2,143.10	5.05%	\$ 5,150.25	\$ 5,253.34	2.00%
MGS-S Customer 2926	\$ 2,838.36	\$ 2,959.46	4.27%	\$ 7,589.06	\$ 7,710.16	1.60%
MGS-S Customer 2927	\$ 1,868.71	\$ 1,954.71	4.60%	\$ 4,860.75	\$ 4,946.74	1.77%
MGS-S Customer 2928	\$ 1,620.97	\$ 1,701.34	4.96%	\$ 4,076.41	\$ 4,156.78	1.97%
MGS-S Customer 2929	\$ 1,359.89	\$ 1,447.63	6.45%	\$ 2,961.87	\$ 3,049.61	2.96%
MGS-S Customer 2930	\$ 3,523.49	\$ 3,660.08	3.88%	\$ 9,905.02	\$ 10,041.61	1.38%
MGS-S Customer 2931	\$ 2,312.46	\$ 2,421.68	4.72%	\$ 5,981.97	\$ 6,091.18	1.83%
MGS-S Customer 2932	\$ 1,727.93	\$ 1,810.72	4.79%	\$ 4,496.33	\$ 4,579.12	1.84%
MGS-S Customer 2933	\$ 3,074.52	\$ 3,200.89	4.11%	\$ 8,347.93	\$ 8,474.30	1.51%
MGS-S Customer 2934	\$ 2,119.46	\$ 2,224.28	4.95%	\$ 5,247.66	\$ 5,352.48	2.00%
MGS-S Customer 2935	\$ 1,503.93	\$ 1,594.93	6.05%	\$ 3,394.65	\$ 3,485.65	2.68%
MGS-S Customer 2936	\$ 2,277.77	\$ 2,386.23	4.76%	\$ 5,757.06	\$ 5,865.53	1.88%
MGS-S Customer 2937	\$ 2,456.62	\$ 2,555.86	4.04%	\$ 6,818.83	\$ 6,918.07	1.46%
MGS-S Customer 2938	\$ 2,566.43	\$ 2,681.36	4.48%	\$ 6,666.79	\$ 6,781.71	1.72%
MGS-S Customer 2939	\$ 15,822.92	\$ 16,244.63	2.67%	\$ 47,899.13	\$ 48,320.83	0.88%
MGS-S Customer 2940	\$ 1,837.93	\$ 1,923.19	4.64%	\$ 4,700.80	\$ 4,786.05	1.81%
MGS-S Customer 2941	\$ 1,939.65	\$ 2,040.47	5.20%	\$ 4,837.05	\$ 4,937.87	2.08%
MGS-S Customer 2942	\$ 1,584.56	\$ 1,664.11	5.02%	\$ 3,925.91	\$ 4,005.46	2.03%
MGS-S Customer 2943	\$ 4,022.66	\$ 4,170.48	3.67%	\$ 11,597.83	\$ 11,745.66	1.27%
MGS-S Customer 2944	\$ 5,767.72	\$ 5,955.04	3.25%	\$ 17,078.51	\$ 17,265.82	1.10%
MGS-S Customer 2945	\$ 12,093.51	\$ 12,423.48	2.73%	\$ 37,055.08	\$ 37,385.05	0.89%
MGS-S Customer 2946	\$ 4,436.05	\$ 4,593.34	3.55%	\$ 12,720.13	\$ 12,877.42	1.24%
MGS-S Customer 2947	\$ 2,176.78	\$ 2,269.70	4.27%	\$ 6,006.34	\$ 6,099.27	1.55%
MGS-S Customer 2948	\$ 3,566.74	\$ 3,690.96	3.48%	\$ 10,265.68	\$ 10,389.90	1.21%
MGS-S Customer 2949	\$ 1,728.08	\$ 1,810.87	4.79%	\$ 4,386.58	\$ 4,469.37	1.89%
MGS-S Customer 2950	\$ 1,948.78	\$ 2,036.57	4.50%	\$ 5,208.22	\$ 5,296.00	1.69%
MGS-S Customer 2951	\$ 2,388.91	\$ 2,499.74	4.64%	\$ 6,035.52	\$ 6,146.34	1.84%
MGS-S Customer 2952	\$ 2,359.41	\$ 2,456.21	4.10%	\$ 6,098.23	\$ 6,195.03	1.59%
MGS-S Customer 2953	\$ 4,789.57	\$ 4,954.67	3.45%	\$ 14,077.47	\$ 14,242.57	1.17%
MGS-S Customer 2954	\$ 2,248.95	\$ 2,343.48	4.20%	\$ 5,992.41	\$ 6,086.94	1.58%
MGS-S Customer 2955	\$ 1,933.40	\$ 2,020.82	4.52%	\$ 5,104.19	\$ 5,191.61	1.71%
MGS-S Customer 2956	\$ 1,514.22	\$ 1,605.45	6.02%	\$ 3,433.85	\$ 3,525.08	2.66%
MGS-S Customer 2957	\$ 2,575.39	\$ 2,690.56	4.47%	\$ 6,761.38	\$ 6,876.55	1.70%

Internal Use

Customer	Distribution 8/23 Prices	Distribution 1/24 Prices	Distribution % Difference	Delivery 8/23 Prices	Delivery 1/24 Prices	Delivery % Difference
MGS-S Customer 2958	\$ 2,561.83	\$ 2,676.70	4.48%	\$ 6,812.00	\$ 6,926.87	1.69%
MGS-S Customer 2959	\$ 5,643.26	\$ 5,827.64	3.27%	\$ 16,752.82	\$ 16,937.20	1.10%
MGS-S Customer 2960	\$ 1,419.18	\$ 1,495.00	5.34%	\$ 3,456.35	\$ 3,532.17	2.19%
MGS-S Customer 2961	\$ 1,562.97	\$ 1,655.29	5.91%	\$ 3,561.51	\$ 3,653.83	2.59%
MGS-S Customer 2962	\$ 681.62	\$ 754.07	10.63%	\$ 800.55	\$ 873.00	9.05%
MGS-S Customer 2963	\$ 1,900.92	\$ 2,000.89	5.26%	\$ 4,796.61	\$ 4,896.58	2.08%
MGS-S Customer 2964	\$ 1,688.03	\$ 1,783.18	5.64%	\$ 3,966.15	\$ 4,061.30	2.40%
MGS-S Customer 2965	\$ 15,946.17	\$ 16,363.04	2.61%	\$ 51,480.74	\$ 51,897.61	0.81%
MGS-S Customer 2966	\$ 1,680.21	\$ 1,761.80	4.86%	\$ 4,101.86	\$ 4,183.45	1.99%
MGS-S Customer 2967	\$ 3,196.09	\$ 3,312.01	3.63%	\$ 9,330.25	\$ 9,446.17	1.24%
MGS-S Customer 2968	\$ 2,665.03	\$ 2,782.20	4.40%	\$ 7,104.05	\$ 7,221.22	1.65%
MGS-S Customer 2969	\$ 1,524.32	\$ 1,602.48	5.13%	\$ 3,767.10	\$ 3,845.26	2.07%
MGS-S Customer 2970	\$ 2,660.05	\$ 2,777.11	4.40%	\$ 6,976.92	\$ 7,093.98	1.68%
MGS-S Customer 2971	\$ 1,960.83	\$ 2,062.13	5.17%	\$ 4,859.28	\$ 4,960.59	2.08%
MGS-S Customer 2972	\$ 8,214.21	\$ 8,456.59	2.95%	\$ 25,793.02	\$ 26,035.40	0.94%
MGS-S Customer 2973	\$ 4,439.57	\$ 4,596.84	3.54%	\$ 12,926.85	\$ 13,084.13	1.22%
MGS-S Customer 2974	\$ 884.55	\$ 961.58	8.71%	\$ 1,448.65	\$ 1,525.68	5.32%
MGS-S Customer 2975	\$ 6,102.76	\$ 6,284.27	2.97%	\$ 18,977.97	\$ 19,159.47	0.96%
MGS-S Customer 2976	\$ 2,474.72	\$ 2,587.59	4.56%	\$ 6,556.12	\$ 6,668.99	1.72%
MGS-S Customer 2977	\$ 1,518.41	\$ 1,596.46	5.14%	\$ 3,790.65	\$ 3,868.71	2.06%
MGS-S Customer 2978	\$ 6,528.93	\$ 6,735.81	3.17%	\$ 19,186.66	\$ 19,393.54	1.08%
MGS-S Customer 2979	\$ 3,226.81	\$ 3,356.39	4.02%	\$ 8,255.06	\$ 8,384.64	1.57%
MGS-S Customer 2980	\$ 1,802.84	\$ 1,900.58	5.42%	\$ 4,301.95	\$ 4,399.69	2.27%
MGS-S Customer 2981	\$ 1,524.23	\$ 1,615.67	6.00%	\$ 3,457.84	\$ 3,549.29	2.64%
MGS-S Customer 2982	\$ 1,215.44	\$ 1,299.94	6.95%	\$ 2,512.97	\$ 2,597.47	3.36%
MGS-S Customer 2983	\$ 3,339.53	\$ 3,471.96	3.97%	\$ 9,422.76	\$ 9,555.19	1.41%
MGS-S Customer 2984	\$ 2,617.56	\$ 2,734.34	4.46%	\$ 6,692.47	\$ 6,809.25	1.74%
MGS-S Customer 2985	\$ 2,319.69	\$ 2,429.11	4.72%	\$ 6,012.77	\$ 6,122.19	1.82%
MGS-S Customer 2986	\$ 4,009.63	\$ 4,157.13	3.68%	\$ 11,406.14	\$ 11,553.64	1.29%
MGS-S Customer 2987	\$ 2,718.75	\$ 2,837.25	4.36%	\$ 7,372.26	\$ 7,490.76	1.61%
MGS-S Customer 2988	\$ 5,916.05	\$ 6,109.42	3.27%	\$ 16,304.24	\$ 16,497.60	1.19%
MGS-S Customer 2989	\$ 1,495.97	\$ 1,573.51	5.18%	\$ 3,694.95	\$ 3,772.49	2.10%
MGS-S Customer 2990	\$ 19,641.28	\$ 20,141.39	2.55%	\$ 62,545.54	\$ 63,045.65	0.80%
MGS-S Customer 2991	\$ 3,256.40	\$ 3,386.81	4.00%	\$ 8,840.04	\$ 8,970.45	1.48%
MGS-S Customer 2992	\$ 1,126.35	\$ 1,195.51	6.14%	\$ 2,434.57	\$ 2,503.74	2.84%
MGS-S Customer 2993	\$ 2,407.05	\$ 2,518.38	4.63%	\$ 6,181.17	\$ 6,292.50	1.80%
MGS-S Customer 2994	\$ 2,677.28	\$ 2,794.74	4.39%	\$ 7,081.07	\$ 7,198.53	1.66%
MGS-S Customer 2995	\$ 1,217.01	\$ 1,288.21	5.85%	\$ 2,711.55	\$ 2,782.75	2.63%
MGS-S Customer 2996	\$ 1,251.68	\$ 1,323.66	5.75%	\$ 2,815.42	\$ 2,887.40	2.56%
MGS-S Customer 2997	\$ 1,245.93	\$ 1,317.85	5.77%	\$ 2,957.10	\$ 3,029.02	2.43%

Internal Use

Customer	Distribution 8/23 Prices	Distribution 1/24 Prices	Distribution % Difference	Delivery 8/23 Prices	Delivery 1/24 Prices	Delivery % Difference
MGS-S Customer 2998	\$ 1,243.84	\$ 1,315.65	5.77%	\$ 2,803.48	\$ 2,875.30	2.56%
MGS-S Customer 2999	\$ 1,741.33	\$ 1,837.68	5.53%	\$ 4,218.16	\$ 4,314.51	2.28%
MGS-S Customer 3000	\$ 5,540.26	\$ 5,722.41	3.29%	\$ 15,861.49	\$ 16,043.64	1.15%
MGS-S Customer 3001	\$ 1,653.60	\$ 1,747.97	5.71%	\$ 3,870.45	\$ 3,964.82	2.44%
MGS-S Customer 3002	\$ 3,819.84	\$ 3,963.08	3.75%	\$ 10,906.19	\$ 11,049.43	1.31%
MGS-S Customer 3003	\$ 2,924.58	\$ 3,047.62	4.21%	\$ 7,969.78	\$ 8,092.82	1.54%
MGS-S Customer 3004	\$ 1,721.66	\$ 1,817.57	5.57%	\$ 4,067.40	\$ 4,163.31	2.36%
MGS-S Customer 3005	\$ 1,760.07	\$ 1,843.59	4.75%	\$ 4,618.67	\$ 4,702.19	1.81%
MGS-S Customer 3006	\$ 1,721.13	\$ 1,817.06	5.57%	\$ 4,129.79	\$ 4,225.72	2.32%
MGS-S Customer 3007	\$ 2,743.62	\$ 2,862.61	4.34%	\$ 7,551.37	\$ 7,670.36	1.58%
MGS-S Customer 3008	\$ 1,482.47	\$ 1,559.71	5.21%	\$ 3,638.40	\$ 3,715.64	2.12%
MGS-S Customer 3009	\$ 1,023.96	\$ 1,090.87	6.53%	\$ 2,252.64	\$ 2,319.54	2.97%
MGS-S Customer 3010	\$ 1,700.12	\$ 1,782.18	4.83%	\$ 4,193.70	\$ 4,275.76	1.96%
MGS-S Customer 3011	\$ 3,600.95	\$ 3,739.38	3.84%	\$ 10,349.18	\$ 10,487.62	1.34%
MGS-S Customer 3012	\$ 1,425.73	\$ 1,501.68	5.33%	\$ 3,410.51	\$ 3,486.46	2.23%
MGS-S Customer 3013	\$ 2,815.80	\$ 2,936.07	4.27%	\$ 7,149.34	\$ 7,269.61	1.68%
MGS-S Customer 3014	\$ 13,225.23	\$ 13,580.89	2.69%	\$ 40,915.57	\$ 41,271.23	0.87%
MGS-S Customer 3015	\$ 1,507.73	\$ 1,598.83	6.04%	\$ 3,435.21	\$ 3,526.31	2.65%
MGS-S Customer 3016	\$ 949.01	\$ 1,027.51	8.27%	\$ 1,708.82	\$ 1,787.32	4.59%
MGS-S Customer 3017	\$ 1,832.78	\$ 1,917.94	4.65%	\$ 4,791.72	\$ 4,876.87	1.78%
MGS-S Customer 3018	\$ 1,704.23	\$ 1,786.47	4.83%	\$ 4,362.47	\$ 4,444.72	1.89%
MGS-S Customer 3019	\$ 1,910.64	\$ 2,010.77	5.24%	\$ 4,677.70	\$ 4,777.83	2.14%
MGS-S Customer 3020	\$ 6,331.50	\$ 6,531.43	3.16%	\$ 19,228.61	\$ 19,428.55	1.04%
MGS-S Customer 3021	\$ 1,930.25	\$ 2,017.59	4.52%	\$ 5,128.56	\$ 5,215.89	1.70%
MGS-S Customer 3022	\$ 1,636.07	\$ 1,716.78	4.93%	\$ 4,158.65	\$ 4,239.36	1.94%
MGS-S Customer 3023	\$ 3,043.48	\$ 3,155.93	3.69%	\$ 8,499.54	\$ 8,611.98	1.32%
MGS-S Customer 3024	\$ 10,993.81	\$ 11,301.82	2.80%	\$ 33,296.41	\$ 33,604.42	0.93%
MGS-S Customer 3025	\$ 2,735.71	\$ 2,854.49	4.34%	\$ 7,373.81	\$ 7,492.59	1.61%
MGS-S Customer 3026	\$ 1,709.11	\$ 1,791.51	4.82%	\$ 4,408.64	\$ 4,491.04	1.87%
MGS-S Customer 3027	\$ 1,840.45	\$ 1,939.04	5.36%	\$ 4,561.18	\$ 4,659.78	2.16%
MGS-S Customer 3028	\$ 1,681.03	\$ 1,776.02	5.65%	\$ 3,998.66	\$ 4,093.65	2.38%
MGS-S Customer 3029	\$ 2,128.45	\$ 2,220.26	4.31%	\$ 5,608.83	\$ 5,700.64	1.64%
MGS-S Customer 3030	\$ 2,405.69	\$ 2,517.01	4.63%	\$ 6,402.94	\$ 6,514.27	1.74%
MGS-S Customer 3031	\$ 1,304.39	\$ 1,377.60	5.61%	\$ 3,045.48	\$ 3,118.68	2.40%
MGS-S Customer 3032	\$ 17,488.40	\$ 17,947.92	2.63%	\$ 51,965.20	\$ 52,424.72	0.88%
MGS-S Customer 3033	\$ 1,641.16	\$ 1,722.03	4.93%	\$ 4,163.93	\$ 4,244.80	1.94%
MGS-S Customer 3034	\$ 1,392.51	\$ 1,467.67	5.40%	\$ 3,261.35	\$ 3,336.51	2.30%
MGS-S Customer 3035	\$ 1,764.15	\$ 1,847.81	4.74%	\$ 4,657.84	\$ 4,741.49	1.80%
MGS-S Customer 3036	\$ 10,578.51	\$ 10,874.20	2.80%	\$ 32,183.58	\$ 32,479.26	0.92%
MGS-S Customer 3037	\$ 1,644.09	\$ 1,724.99	4.92%	\$ 4,175.69	\$ 4,256.59	1.94%

Internal Use

Customer	Distribution 8/23 Prices	Distribution 1/24 Prices	Distribution % Difference	Delivery 8/23 Prices	Delivery 1/24 Prices	Delivery % Difference
MGS-S Customer 3038	\$ 12,487.16	\$ 12,826.03	2.71%	\$ 37,778.08	\$ 38,116.95	0.90%
MGS-S Customer 3039	\$ 1,420.84	\$ 1,509.95	6.27%	\$ 3,131.53	\$ 3,220.64	2.85%
MGS-S Customer 3040	\$ 2,108.13	\$ 2,212.75	4.96%	\$ 5,278.50	\$ 5,383.12	1.98%
MGS-S Customer 3041	\$ 1,927.65	\$ 2,014.94	4.53%	\$ 5,014.87	\$ 5,102.16	1.74%
MGS-S Customer 3042	\$ 2,763.43	\$ 2,882.85	4.32%	\$ 7,383.07	\$ 7,502.49	1.62%
MGS-S Customer 3043	\$ 3,490.29	\$ 3,626.14	3.89%	\$ 9,730.77	\$ 9,866.62	1.40%
MGS-S Customer 3044	\$ 17,061.25	\$ 17,503.55	2.59%	\$ 54,353.02	\$ 54,795.32	0.81%
MGS-S Customer 3045	\$ 2,175.02	\$ 2,281.15	4.88%	\$ 5,517.46	\$ 5,623.58	1.92%
MGS-S Customer 3046	\$ 2,552.54	\$ 2,667.23	4.49%	\$ 6,891.38	\$ 7,006.07	1.66%
MGS-S Customer 3047	\$ 3,042.41	\$ 3,168.21	4.13%	\$ 8,468.31	\$ 8,594.11	1.49%
MGS-S Customer 3048	\$ 4,380.65	\$ 4,536.52	3.56%	\$ 12,526.22	\$ 12,682.08	1.24%
MGS-S Customer 3049	\$ 4,314.43	\$ 4,468.86	3.58%	\$ 12,026.87	\$ 12,181.31	1.28%
MGS-S Customer 3050	\$ 4,270.92	\$ 4,424.36	3.59%	\$ 12,103.13	\$ 12,256.56	1.27%
MGS-S Customer 3051	\$ 2,562.66	\$ 2,679.76	4.57%	\$ 6,091.99	\$ 6,209.10	1.92%
MGS-S Customer 3052	\$ 2,349.17	\$ 2,459.61	4.70%	\$ 5,775.88	\$ 5,886.31	1.91%
MGS-S Customer 3053	\$ 4,281.58	\$ 4,437.41	3.64%	\$ 11,599.75	\$ 11,755.57	1.34%
MGS-S Customer 3054	\$ 2,156.04	\$ 2,261.75	4.90%	\$ 5,429.80	\$ 5,535.51	1.95%
MGS-S Customer 3055	\$ 2,762.06	\$ 2,881.52	4.33%	\$ 7,432.51	\$ 7,551.96	1.61%
MGS-S Customer 3056	\$ 2,842.83	\$ 2,964.03	4.26%	\$ 7,883.02	\$ 8,004.22	1.54%
MGS-S Customer 3057	\$ 3,125.26	\$ 3,252.89	4.08%	\$ 8,590.98	\$ 8,718.61	1.49%
MGS-S Customer 3058	\$ 2,353.03	\$ 2,463.20	4.68%	\$ 6,255.51	\$ 6,365.67	1.76%
MGS-S Customer 3059	\$ 3,439.70	\$ 3,574.37	3.92%	\$ 9,665.46	\$ 9,800.12	1.39%
MGS-S Customer 3060	\$ 2,123.15	\$ 2,214.80	4.32%	\$ 5,665.38	\$ 5,757.02	1.62%
MGS-S Customer 3061	\$ 4,022.28	\$ 4,170.12	3.68%	\$ 11,410.00	\$ 11,557.85	1.30%
MGS-S Customer 3062	\$ 2,100.46	\$ 2,204.79	4.97%	\$ 5,108.17	\$ 5,212.50	2.04%
MGS-S Customer 3063	\$ 5,332.68	\$ 5,510.06	3.33%	\$ 16,037.31	\$ 16,214.69	1.11%
MGS-S Customer 3064	\$ 4,938.44	\$ 5,107.01	3.41%	\$ 14,352.11	\$ 14,520.68	1.17%
MGS-S Customer 3065	\$ 3,862.30	\$ 4,006.57	3.74%	\$ 10,845.90	\$ 10,990.17	1.33%
MGS-S Customer 3066	\$ 1,923.40	\$ 2,023.88	5.22%	\$ 4,637.90	\$ 4,738.38	2.17%
MGS-S Customer 3067	\$ 3,772.10	\$ 3,914.25	3.77%	\$ 10,732.88	\$ 10,875.04	1.32%
MGS-S Customer 3068	\$ 2,283.34	\$ 2,391.91	4.75%	\$ 5,773.54	\$ 5,882.11	1.88%
MGS-S Customer 3069	\$ 1,471.12	\$ 1,548.07	5.23%	\$ 3,522.86	\$ 3,599.81	2.18%
MGS-S Customer 3070	\$ 2,119.83	\$ 2,224.71	4.95%	\$ 5,372.61	\$ 5,477.49	1.95%
MGS-S Customer 3071	\$ 1,921.02	\$ 2,021.42	5.23%	\$ 4,763.90	\$ 4,864.29	2.11%
MGS-S Customer 3072	\$ 2,203.97	\$ 2,297.51	4.24%	\$ 5,829.96	\$ 5,923.50	1.60%
MGS-S Customer 3073	\$ 8,343.47	\$ 8,592.28	2.98%	\$ 24,388.88	\$ 24,637.69	1.02%
MGS-S Customer 3074	\$ 1,582.93	\$ 1,662.47	5.02%	\$ 3,999.31	\$ 4,078.85	1.99%
MGS-S Customer 3075	\$ 1,612.29	\$ 1,692.47	4.97%	\$ 4,133.86	\$ 4,214.04	1.94%
MGS-S Customer 3076	\$ 1,634.30	\$ 1,714.98	4.94%	\$ 4,132.90	\$ 4,213.58	1.95%
MGS-S Customer 3077	\$ 1,276.15	\$ 1,362.01	6.73%	\$ 2,684.95	\$ 2,770.81	3.20%

Internal Use

Customer	Distribution 8/23 Prices	Distribution 1/24 Prices	Distribution % Difference	Delivery 8/23 Prices	Delivery 1/24 Prices	Delivery % Difference
MGS-S Customer 3078	\$ 773.76	\$ 848.30	9.63%	\$ 1,084.70	\$ 1,159.24	6.87%
MGS-S Customer 3079	\$ 563.93	\$ 620.46	10.02%	\$ 731.02	\$ 787.55	7.73%
MGS-S Customer 3080	\$ 2,209.05	\$ 2,315.97	4.84%	\$ 5,579.89	\$ 5,686.81	1.92%
MGS-S Customer 3081	\$ 2,000.63	\$ 2,102.86	5.11%	\$ 4,956.33	\$ 5,058.56	2.06%
MGS-S Customer 3082	\$ 2,972.36	\$ 3,096.51	4.18%	\$ 8,102.51	\$ 8,226.66	1.53%
MGS-S Customer 3083	\$ 2,525.81	\$ 2,626.43	3.98%	\$ 6,625.67	\$ 6,726.30	1.52%
MGS-S Customer 3084	\$ 2,172.97	\$ 2,279.07	4.88%	\$ 5,418.85	\$ 5,524.95	1.96%
MGS-S Customer 3085	\$ 1,594.23	\$ 1,687.28	5.84%	\$ 3,770.67	\$ 3,863.72	2.47%
MGS-S Customer 3086	\$ 4,436.72	\$ 4,594.01	3.55%	\$ 12,785.19	\$ 12,942.48	1.23%
MGS-S Customer 3087	\$ 3,608.27	\$ 3,733.44	3.47%	\$ 10,329.32	\$ 10,454.49	1.21%
MGS-S Customer 3088	\$ 2,122.10	\$ 2,213.71	4.32%	\$ 5,654.93	\$ 5,746.55	1.62%
MGS-S Customer 3089	\$ 3,134.06	\$ 3,261.84	4.08%	\$ 8,721.71	\$ 8,849.49	1.47%
MGS-S Customer 3090	\$ 2,049.46	\$ 2,152.79	5.04%	\$ 5,239.33	\$ 5,342.66	1.97%
MGS-S Customer 3091	\$ 1,334.63	\$ 1,408.54	5.54%	\$ 3,187.65	\$ 3,261.56	2.32%
MGS-S Customer 3092	\$ 629.76	\$ 701.04	11.32%	\$ 629.76	\$ 701.04	11.32%
MGS-S Customer 3093	\$ 2,003.64	\$ 2,105.90	5.10%	\$ 5,003.57	\$ 5,105.82	2.04%
MGS-S Customer 3094	\$ 3,765.04	\$ 3,907.02	3.77%	\$ 10,573.79	\$ 10,715.77	1.34%
MGS-S Customer 3095	\$ 14,889.30	\$ 15,285.73	2.66%	\$ 45,402.26	\$ 45,798.69	0.87%
MGS-S Customer 3096	\$ 1,482.05	\$ 1,559.30	5.21%	\$ 3,661.01	\$ 3,738.26	2.11%
MGS-S Customer 3097	\$ 2,634.73	\$ 2,751.24	4.42%	\$ 7,188.98	\$ 7,305.49	1.62%
MGS-S Customer 3098	\$ 1,404.96	\$ 1,493.72	6.32%	\$ 3,090.78	\$ 3,179.54	2.87%
MGS-S Customer 3099	\$ 1,580.46	\$ 1,673.18	5.87%	\$ 3,687.53	\$ 3,780.25	2.51%
MGS-S Customer 3100	\$ 6,364.64	\$ 6,565.26	3.15%	\$ 19,172.07	\$ 19,372.70	1.05%
MGS-S Customer 3101	\$ 1,648.87	\$ 1,743.16	5.72%	\$ 3,934.10	\$ 4,028.38	2.40%
MGS-S Customer 3102	\$ 3,119.75	\$ 3,247.21	4.09%	\$ 8,595.48	\$ 8,722.94	1.48%
MGS-S Customer 3103	\$ 6,061.00	\$ 6,254.84	3.20%	\$ 18,138.69	\$ 18,332.54	1.07%
MGS-S Customer 3104	\$ 2,694.10	\$ 2,811.95	4.37%	\$ 7,328.33	\$ 7,446.19	1.61%
MGS-S Customer 3105	\$ 3,794.99	\$ 3,939.79	3.82%	\$ 14,642.68	\$ 14,787.48	0.99%
MGS-S Customer 3106	\$ 1,566.87	\$ 1,646.02	5.05%	\$ 3,955.68	\$ 4,034.83	2.00%
MGS-S Customer 3107	\$ 2,218.60	\$ 2,312.46	4.23%	\$ 6,178.15	\$ 6,272.01	1.52%
MGS-S Customer 3108	\$ 1,717.66	\$ 1,813.44	5.58%	\$ 4,084.24	\$ 4,180.02	2.35%
MGS-S Customer 3109	\$ 8,563.35	\$ 8,817.44	2.97%	\$ 24,499.02	\$ 24,753.11	1.04%
MGS-S Customer 3110	\$ 1,715.33	\$ 1,797.82	4.81%	\$ 4,342.08	\$ 4,424.57	1.90%
MGS-S Customer 3111	\$ 1,228.38	\$ 1,299.90	5.82%	\$ 2,866.74	\$ 2,938.25	2.49%
MGS-S Customer 3112	\$ 2,259.96	\$ 2,368.01	4.78%	\$ 5,784.21	\$ 5,892.26	1.87%
MGS-S Customer 3113	\$ 2,762.06	\$ 2,881.42	4.32%	\$ 7,336.84	\$ 7,456.20	1.63%
MGS-S Customer 3114	\$ 1,968.50	\$ 2,069.99	5.16%	\$ 4,986.23	\$ 5,087.72	2.04%
MGS-S Customer 3115	\$ 1,563.27	\$ 1,655.63	5.91%	\$ 3,597.55	\$ 3,689.91	2.57%
MGS-S Customer 3116	\$ 1,579.58	\$ 1,672.30	5.87%	\$ 3,658.53	\$ 3,751.25	2.53%
MGS-S Customer 3117	\$ 4,725.85	\$ 4,889.47	3.46%	\$ 13,615.95	\$ 13,779.56	1.20%

Customer	Distribution 8/23 Prices	Distribution 1/24 Prices	Distribution % Difference	Delivery 8/23 Prices	Delivery 1/24 Prices	Delivery % Difference
MGS-S Customer 3118	\$ 2,552.64	\$ 2,667.29	4.49%	\$ 6,800.32	\$ 6,914.96	1.69%
MGS-S Customer 3119	\$ 1,844.03	\$ 1,942.63	5.35%	\$ 4,366.48	\$ 4,465.09	2.26%
MGS-S Customer 3120	\$ 2,041.10	\$ 2,144.16	5.05%	\$ 5,005.71	\$ 5,108.77	2.06%
MGS-S Customer 3121	\$ 6,362.27	\$ 6,562.51	3.15%	\$ 18,318.53	\$ 18,518.77	1.09%
MGS-S Customer 3122	\$ 2,472.97	\$ 2,587.23	4.62%	\$ 5,980.60	\$ 6,094.86	1.91%
MGS-S Customer 3123	\$ 2,599.26	\$ 2,714.96	4.45%	\$ 6,821.22	\$ 6,936.92	1.70%
MGS-S Customer 3124	\$ 2,229.19	\$ 2,336.50	4.81%	\$ 5,639.20	\$ 5,746.51	1.90%
MGS-S Customer 3125	\$ 733.93	\$ 794.30	8.23%	\$ 1,299.96	\$ 1,360.33	4.64%
MGS-S Customer 3126	\$ 1,577.51	\$ 1,670.11	5.87%	\$ 3,569.49	\$ 3,662.10	2.59%
MGS-S Customer 3127	\$ 2,322.86	\$ 2,432.34	4.71%	\$ 6,065.38	\$ 6,174.86	1.80%
MGS-S Customer 3128	\$ 1,345.25	\$ 1,432.69	6.50%	\$ 2,945.49	\$ 3,032.93	2.97%
MGS-S Customer 3129	\$ 952.95	\$ 1,018.26	6.85%	\$ 1,978.73	\$ 2,044.04	3.30%
MGS-S Customer 3130	\$ 3,179.55	\$ 3,308.35	4.05%	\$ 8,796.36	\$ 8,925.16	1.46%
MGS-S Customer 3131	\$ 1,428.46	\$ 1,517.72	6.25%	\$ 3,084.64	\$ 3,173.89	2.89%
MGS-S Customer 3132	\$ 2,934.53	\$ 3,057.85	4.20%	\$ 7,882.56	\$ 8,005.88	1.56%
MGS-S Customer 3133	\$ 2,473.15	\$ 2,572.76	4.03%	\$ 6,872.90	\$ 6,972.51	1.45%
MGS-S Customer 3134	\$ 2,181.75	\$ 2,288.09	4.87%	\$ 5,593.09	\$ 5,699.43	1.90%
MGS-S Customer 3135	\$ 6,225.89	\$ 6,423.44	3.17%	\$ 18,959.18	\$ 19,156.72	1.04%
MGS-S Customer 3136	\$ 7,271.98	\$ 7,493.15	3.04%	\$ 21,628.51	\$ 21,849.67	1.02%
MGS-S Customer 3137	\$ 10,964.65	\$ 11,269.28	2.78%	\$ 33,761.05	\$ 34,065.68	0.90%
MGS-S Customer 3138	\$ 1,699.80	\$ 1,795.21	5.61%	\$ 4,014.89	\$ 4,110.30	2.38%
MGS-S Customer 3139	\$ 4,582.79	\$ 4,743.41	3.50%	\$ 13,318.98	\$ 13,479.61	1.21%
MGS-S Customer 3140	\$ 1,883.72	\$ 1,970.02	4.58%	\$ 4,984.36	\$ 5,070.66	1.73%
MGS-S Customer 3141	\$ 5,556.16	\$ 5,738.60	3.28%	\$ 15,816.28	\$ 15,998.72	1.15%
MGS-S Customer 3142	\$ 4,159.89	\$ 4,310.84	3.63%	\$ 11,852.50	\$ 12,003.46	1.27%
MGS-S Customer 3143	\$ 2,792.79	\$ 2,899.58	3.82%	\$ 7,718.02	\$ 7,824.81	1.38%
MGS-S Customer 3144	\$ 2,233.76	\$ 2,341.22	4.81%	\$ 5,814.77	\$ 5,922.23	1.85%
MGS-S Customer 3145	\$ 1,829.87	\$ 1,914.94	4.65%	\$ 4,829.18	\$ 4,914.25	1.76%
MGS-S Customer 3146	\$ 2,867.19	\$ 2,988.94	4.25%	\$ 7,747.12	\$ 7,868.87	1.57%
MGS-S Customer 3147	\$ 2,344.14	\$ 2,454.15	4.69%	\$ 6,248.62	\$ 6,358.63	1.76%
MGS-S Customer 3148	\$ 3,316.44	\$ 3,448.33	3.98%	\$ 9,082.74	\$ 9,214.63	1.45%
MGS-S Customer 3149	\$ 956.88	\$ 1,022.21	6.83%	\$ 1,908.18	\$ 1,973.51	3.42%
MGS-S Customer 3150	\$ 2,233.71	\$ 2,341.22	4.81%	\$ 5,773.01	\$ 5,880.51	1.86%
MGS-S Customer 3151	\$ 2,960.93	\$ 3,084.83	4.18%	\$ 8,213.83	\$ 8,337.73	1.51%
MGS-S Customer 3152	\$ 4,307.58	\$ 4,461.80	3.58%	\$ 12,551.11	\$ 12,705.34	1.23%
MGS-S Customer 3153	\$ 1,893.40	\$ 1,993.19	5.27%	\$ 4,648.64	\$ 4,748.42	2.15%
MGS-S Customer 3154	\$ 2,278.61	\$ 2,387.15	4.76%	\$ 6,028.66	\$ 6,137.21	1.80%
MGS-S Customer 3155	\$ 1,782.91	\$ 1,866.91	4.71%	\$ 4,668.20	\$ 4,752.20	1.80%
MGS-S Customer 3156	\$ 3,876.44	\$ 4,020.98	3.73%	\$ 11,220.66	\$ 11,365.20	1.29%
MGS-S Customer 3157	\$ 1,653.67	\$ 1,748.03	5.71%	\$ 3,864.21	\$ 3,958.58	2.44%

Customer	Distribution 8/23 Prices	Distribution 1/24 Prices	Distribution % Difference	Delivery 8/23 Prices	Delivery 1/24 Prices	Delivery % Difference
MGS-S Customer 3158	\$ 4,303.90	\$ 4,457.99	3.58%	\$ 12,498.02	\$ 12,652.11	1.23%
MGS-S Customer 3159	\$ 19,455.76	\$ 19,951.73	2.55%	\$ 61,628.38	\$ 62,124.35	0.80%
MGS-S Customer 3160	\$ 4,959.29	\$ 5,128.40	3.41%	\$ 14,113.21	\$ 14,282.32	1.20%
MGS-S Customer 3161	\$ 4,014.19	\$ 4,148.55	3.35%	\$ 11,709.92	\$ 11,844.28	1.15%
MGS-S Customer 3162	\$ 4,237.49	\$ 4,390.10	3.60%	\$ 12,014.56	\$ 12,167.17	1.27%
MGS-S Customer 3163	\$ 2,083.08	\$ 2,187.16	5.00%	\$ 5,352.78	\$ 5,456.86	1.94%
MGS-S Customer 3164	\$ 1,949.07	\$ 2,050.12	5.18%	\$ 4,757.25	\$ 4,858.31	2.12%
MGS-S Customer 3165	\$ 2,034.94	\$ 2,124.67	4.41%	\$ 5,491.61	\$ 5,581.34	1.63%
MGS-S Customer 3166	\$ 1,695.09	\$ 1,777.14	4.84%	\$ 4,322.90	\$ 4,404.95	1.90%
MGS-S Customer 3167	\$ 2,290.14	\$ 2,398.88	4.75%	\$ 5,931.19	\$ 6,039.92	1.83%
MGS-S Customer 3168	\$ 1,516.69	\$ 1,594.72	5.14%	\$ 3,757.89	\$ 3,835.92	2.08%
MGS-S Customer 3169	\$ 2,207.87	\$ 2,301.46	4.24%	\$ 5,915.40	\$ 6,009.00	1.58%
MGS-S Customer 3170	\$ 5,949.90	\$ 6,141.25	3.22%	\$ 17,708.04	\$ 17,899.38	1.08%
MGS-S Customer 3171	\$ 3,517.92	\$ 3,654.25	3.88%	\$ 9,664.17	\$ 9,800.51	1.41%
MGS-S Customer 3172	\$ 4,094.95	\$ 4,244.40	3.65%	\$ 11,954.18	\$ 12,103.63	1.25%
MGS-S Customer 3173	\$ 5,593.51	\$ 5,776.75	3.28%	\$ 16,210.09	\$ 16,393.32	1.13%
MGS-S Customer 3174	\$ 2,789.01	\$ 2,895.82	3.83%	\$ 7,837.01	\$ 7,943.81	1.36%
MGS-S Customer 3175	\$ 3,054.78	\$ 3,180.80	4.13%	\$ 8,435.74	\$ 8,561.75	1.49%
MGS-S Customer 3176	\$ 2,046.28	\$ 2,149.48	5.04%	\$ 5,061.73	\$ 5,164.93	2.04%
MGS-S Customer 3177	\$ 2,422.68	\$ 2,521.14	4.06%	\$ 6,731.01	\$ 6,829.47	1.46%
MGS-S Customer 3178	\$ 1,480.58	\$ 1,557.72	5.21%	\$ 3,544.48	\$ 3,621.62	2.18%
MGS-S Customer 3179	\$ 9,751.68	\$ 10,028.86	2.84%	\$ 29,590.88	\$ 29,868.07	0.94%
MGS-S Customer 3180	\$ 1,593.95	\$ 1,686.95	5.83%	\$ 3,658.75	\$ 3,751.75	2.54%
MGS-S Customer 3181	\$ 7,018.16	\$ 7,233.53	3.07%	\$ 21,013.36	\$ 21,228.74	1.02%
MGS-S Customer 3182	\$ 1,680.79	\$ 1,762.49	4.86%	\$ 4,293.66	\$ 4,375.36	1.90%
MGS-S Customer 3183	\$ 1,697.28	\$ 1,792.66	5.62%	\$ 4,080.27	\$ 4,175.66	2.34%
MGS-S Customer 3184	\$ 4,494.23	\$ 4,652.71	3.53%	\$ 13,028.10	\$ 13,186.58	1.22%
MGS-S Customer 3185	\$ 1,401.99	\$ 1,477.42	5.38%	\$ 3,395.04	\$ 3,470.47	2.22%
MGS-S Customer 3186	\$ 3,305.00	\$ 3,436.74	3.99%	\$ 9,325.20	\$ 9,456.95	1.41%
MGS-S Customer 3187	\$ 2,291.20	\$ 2,400.02	4.75%	\$ 6,037.56	\$ 6,146.38	1.80%
MGS-S Customer 3188	\$ 1,995.46	\$ 2,084.26	4.45%	\$ 5,240.95	\$ 5,329.75	1.69%
MGS-S Customer 3189	\$ 2,423.61	\$ 2,522.22	4.07%	\$ 6,738.42	\$ 6,837.03	1.46%
MGS-S Customer 3190	\$ 1,222.58	\$ 1,293.90	5.83%	\$ 2,717.66	\$ 2,788.98	2.62%
MGS-S Customer 3191	\$ 3,730.45	\$ 3,871.70	3.79%	\$ 10,801.00	\$ 10,942.25	1.31%
MGS-S Customer 3192	\$ 3,529.99	\$ 3,666.66	3.87%	\$ 9,887.24	\$ 10,023.91	1.38%
MGS-S Customer 3193	\$ 1,771.48	\$ 1,868.49	5.48%	\$ 4,258.34	\$ 4,355.35	2.28%
MGS-S Customer 3194	\$ 3,211.23	\$ 3,340.71	4.03%	\$ 8,856.88	\$ 8,986.36	1.46%
MGS-S Customer 3195	\$ 2,956.12	\$ 3,079.80	4.18%	\$ 7,829.29	\$ 7,952.97	1.58%
MGS-S Customer 3196	\$ 3,325.67	\$ 3,457.75	3.97%	\$ 9,271.02	\$ 9,403.10	1.42%
MGS-S Customer 3197	\$ 642.57	\$ 714.14	11.14%	\$ 669.64	\$ 741.21	10.69%

Customer	Distribution 8/23 Prices	Distribution 1/24 Prices	Distribution % Difference	Delivery 8/23 Prices	Delivery 1/24 Prices	Delivery % Difference
MGS-S Customer 3198	\$ 1,751.22	\$ 1,834.53	4.76%	\$ 4,482.56	\$ 4,565.87	1.86%
MGS-S Customer 3199	\$ 6,649.21	\$ 6,856.32	3.11%	\$ 20,154.65	\$ 20,361.76	1.03%
MGS-S Customer 3200	\$ 2,259.03	\$ 2,367.03	4.78%	\$ 5,670.79	\$ 5,778.79	1.90%
MGS-S Customer 3201	\$ 1,699.62	\$ 1,795.04	5.61%	\$ 4,059.69	\$ 4,155.11	2.35%
MGS-S Customer 3202	\$ 500.94	\$ 556.05	11.00%	\$ 534.90	\$ 590.01	10.30%
MGS-S Customer 3203	\$ 5,352.37	\$ 5,530.19	3.32%	\$ 15,682.09	\$ 15,859.90	1.13%
MGS-S Customer 3204	\$ 5,274.62	\$ 5,450.69	3.34%	\$ 15,782.66	\$ 15,958.73	1.12%
MGS-S Customer 3205	\$ 1,454.60	\$ 1,531.16	5.26%	\$ 3,463.06	\$ 3,539.62	2.21%
MGS-S Customer 3206	\$ 9,380.41	\$ 9,649.15	2.86%	\$ 28,863.11	\$ 29,131.85	0.93%
MGS-S Customer 3207	\$ 1,461.96	\$ 1,538.77	5.25%	\$ 3,583.69	\$ 3,660.50	2.14%
MGS-S Customer 3208	\$ 5,028.03	\$ 5,199.15	3.40%	\$ 14,745.18	\$ 14,916.30	1.16%
MGS-S Customer 3209	\$ 1,705.56	\$ 1,787.84	4.82%	\$ 4,317.74	\$ 4,400.02	1.91%
MGS-S Customer 3210	\$ 2,013.99	\$ 2,116.51	5.09%	\$ 5,088.04	\$ 5,190.55	2.01%
MGS-S Customer 3211	\$ 1,504.88	\$ 1,595.86	6.05%	\$ 3,351.31	\$ 3,442.29	2.71%
MGS-S Customer 3212	\$ 2,081.99	\$ 2,186.03	5.00%	\$ 5,276.61	\$ 5,380.65	1.97%
MGS-S Customer 3213	\$ 1,552.22	\$ 1,631.01	5.08%	\$ 3,835.93	\$ 3,914.72	2.05%
MGS-S Customer 3214	\$ 6,110.12	\$ 6,305.13	3.19%	\$ 17,920.38	\$ 18,115.39	1.09%
MGS-S Customer 3215	\$ 4,555.82	\$ 4,715.70	3.51%	\$ 12,797.66	\$ 12,957.53	1.25%
MGS-S Customer 3216	\$ 895.20	\$ 959.17	7.15%	\$ 1,753.95	\$ 1,817.91	3.65%
MGS-S Customer 3217	\$ 1,732.13	\$ 1,828.30	5.55%	\$ 4,121.48	\$ 4,217.64	2.33%
MGS-S Customer 3218	\$ 1,936.42	\$ 2,023.90	4.52%	\$ 5,094.78	\$ 5,182.27	1.72%
MGS-S Customer 3219	\$ 1,397.20	\$ 1,485.75	6.34%	\$ 3,010.27	\$ 3,098.82	2.94%
MGS-S Customer 3220	\$ 1,714.43	\$ 1,810.19	5.59%	\$ 4,123.65	\$ 4,219.41	2.32%
MGS-S Customer 3221	\$ 3,766.52	\$ 3,908.58	3.77%	\$ 10,806.14	\$ 10,948.19	1.31%
MGS-S Customer 3222	\$ 3,681.79	\$ 3,821.94	3.81%	\$ 10,110.71	\$ 10,250.86	1.39%
MGS-S Customer 3223	\$ 2,337.35	\$ 2,433.89	4.13%	\$ 6,412.17	\$ 6,508.72	1.51%
MGS-S Customer 3224	\$ 3,127.00	\$ 3,241.38	3.66%	\$ 8,845.00	\$ 8,959.38	1.29%
MGS-S Customer 3225	\$ 2,321.49	\$ 2,430.96	4.72%	\$ 5,895.30	\$ 6,004.76	1.86%
MGS-S Customer 3226	\$ 2,612.43	\$ 2,728.43	4.44%	\$ 7,008.55	\$ 7,124.55	1.66%
MGS-S Customer 3227	\$ 2,721.77	\$ 2,826.98	3.87%	\$ 7,660.31	\$ 7,765.52	1.37%
MGS-S Customer 3228	\$ 1,415.32	\$ 1,504.34	6.29%	\$ 3,220.65	\$ 3,309.66	2.76%
MGS-S Customer 3229	\$ 7,576.93	\$ 7,812.09	3.10%	\$ 19,974.96	\$ 20,210.12	1.18%
MGS-S Customer 3230	\$ 1,523.46	\$ 1,614.92	6.00%	\$ 3,517.56	\$ 3,609.02	2.60%
MGS-S Customer 3231	\$ 1,335.00	\$ 1,408.91	5.54%	\$ 3,188.80	\$ 3,262.72	2.32%
MGS-S Customer 3232	\$ 2,723.82	\$ 2,842.30	4.35%	\$ 7,261.93	\$ 7,380.41	1.63%
MGS-S Customer 3233	\$ 2,568.62	\$ 2,683.63	4.48%	\$ 6,938.23	\$ 7,053.24	1.66%
MGS-S Customer 3234	\$ 8,330.63	\$ 8,575.59	2.94%	\$ 25,310.36	\$ 25,555.32	0.97%
MGS-S Customer 3235	\$ 3,841.91	\$ 3,985.63	3.74%	\$ 10,887.86	\$ 11,031.58	1.32%
MGS-S Customer 3236	\$ 5,116.98	\$ 5,289.52	3.37%	\$ 15,042.66	\$ 15,215.20	1.15%
MGS-S Customer 3237	\$ 4,008.65	\$ 4,156.17	3.68%	\$ 11,676.79	\$ 11,824.31	1.26%

Internal Use

Customer	Distribution 8/23 Prices	Distribution 1/24 Prices	Distribution % Difference	Delivery 8/23 Prices	Delivery 1/24 Prices	Delivery % Difference
MGS-S Customer 3238	\$ 2,906.06	\$ 3,028.71	4.22%	\$ 8,078.77	\$ 8,201.42	1.52%
MGS-S Customer 3239	\$ 2,089.87	\$ 2,180.82	4.35%	\$ 5,589.34	\$ 5,680.29	1.63%
MGS-S Customer 3240	\$ 1,440.97	\$ 1,517.26	5.29%	\$ 3,475.39	\$ 3,551.68	2.20%
MGS-S Customer 3241	\$ 6,415.29	\$ 6,617.08	3.15%	\$ 19,329.86	\$ 19,531.65	1.04%
MGS-S Customer 3242	\$ 2,757.56	\$ 2,876.83	4.33%	\$ 7,458.62	\$ 7,577.89	1.60%
MGS-S Customer 3243	\$ 1,623.68	\$ 1,704.11	4.95%	\$ 4,142.36	\$ 4,222.79	1.94%
MGS-S Customer 3244	\$ 1,750.58	\$ 1,833.85	4.76%	\$ 4,392.67	\$ 4,475.94	1.90%
MGS-S Customer 3245	\$ 1,698.17	\$ 1,793.54	5.62%	\$ 4,018.03	\$ 4,113.40	2.37%
MGS-S Customer 3246	\$ 2,817.36	\$ 2,937.97	4.28%	\$ 7,377.38	\$ 7,497.99	1.63%
MGS-S Customer 3247	\$ 2,509.10	\$ 2,622.73	4.53%	\$ 6,546.55	\$ 6,660.18	1.74%
MGS-S Customer 3248	\$ 1,859.99	\$ 1,959.06	5.33%	\$ 4,592.67	\$ 4,691.74	2.16%
MGS-S Customer 3249	\$ 1,671.68	\$ 1,766.49	5.67%	\$ 4,057.87	\$ 4,152.68	2.34%
MGS-S Customer 3250	\$ 3,260.20	\$ 3,390.81	4.01%	\$ 9,131.87	\$ 9,262.47	1.43%
MGS-S Customer 3251	\$ 765.04	\$ 826.12	7.98%	\$ 1,398.83	\$ 1,459.91	4.37%
MGS-S Customer 3252	\$ 1,910.76	\$ 2,010.94	5.24%	\$ 4,739.93	\$ 4,840.11	2.11%
MGS-S Customer 3253	\$ 1,635.24	\$ 1,729.22	5.75%	\$ 3,837.94	\$ 3,931.92	2.45%
MGS-S Customer 3254	\$ 1,641.57	\$ 1,722.40	4.92%	\$ 4,121.98	\$ 4,202.82	1.96%
MGS-S Customer 3255	\$ 1,725.00	\$ 1,807.73	4.80%	\$ 4,366.84	\$ 4,449.57	1.89%
MGS-S Customer 3256	\$ 1,524.49	\$ 1,616.00	6.00%	\$ 3,546.91	\$ 3,638.42	2.58%
MGS-S Customer 3257	\$ 1,850.03	\$ 1,948.85	5.34%	\$ 4,520.90	\$ 4,619.72	2.19%
MGS-S Customer 3258	\$ 962.82	\$ 1,041.63	8.19%	\$ 1,708.27	\$ 1,787.09	4.61%
MGS-S Customer 3259	\$ 1,242.61	\$ 1,327.72	6.85%	\$ 2,602.74	\$ 2,687.85	3.27%
MGS-S Customer 3260	\$ 1,376.71	\$ 1,464.84	6.40%	\$ 3,004.01	\$ 3,092.14	2.93%
MGS-S Customer 3261	\$ 13,166.11	\$ 13,526.43	2.74%	\$ 39,850.97	\$ 40,211.29	0.90%
MGS-S Customer 3262	\$ 1,403.98	\$ 1,479.45	5.38%	\$ 3,423.45	\$ 3,498.93	2.20%
MGS-S Customer 3263	\$ 6,263.14	\$ 6,461.54	3.17%	\$ 18,847.71	\$ 19,046.11	1.05%
MGS-S Customer 3264	\$ 2,067.29	\$ 2,171.05	5.02%	\$ 5,340.97	\$ 5,444.74	1.94%
MGS-S Customer 3265	\$ 1,124.64	\$ 1,193.86	6.15%	\$ 2,567.88	\$ 2,637.10	2.70%
MGS-S Customer 3266	\$ 22,092.06	\$ 22,647.67	2.51%	\$ 68,203.26	\$ 68,758.87	0.81%
MGS-S Customer 3267	\$ 2,176.88	\$ 2,283.06	4.88%	\$ 5,625.44	\$ 5,731.62	1.89%
MGS-S Customer 3268	\$ 4,512.90	\$ 4,671.75	3.52%	\$ 12,983.24	\$ 13,142.08	1.22%
MGS-S Customer 3269	\$ 2,155.93	\$ 2,261.62	4.90%	\$ 5,584.33	\$ 5,690.02	1.89%
MGS-S Customer 3270	\$ 1,940.46	\$ 2,041.29	5.20%	\$ 4,764.93	\$ 4,865.76	2.12%
MGS-S Customer 3271	\$ 1,381.83	\$ 1,456.76	5.42%	\$ 3,300.95	\$ 3,375.88	2.27%
MGS-S Customer 3272	\$ 2,190.91	\$ 2,284.15	4.26%	\$ 5,855.69	\$ 5,948.94	1.59%
MGS-S Customer 3273	\$ 2,753.55	\$ 2,872.75	4.33%	\$ 7,702.86	\$ 7,822.07	1.55%
MGS-S Customer 3274	\$ 2,488.34	\$ 2,601.49	4.55%	\$ 6,400.47	\$ 6,513.62	1.77%
MGS-S Customer 3275	\$ 2,230.68	\$ 2,338.09	4.82%	\$ 5,690.42	\$ 5,797.82	1.89%
MGS-S Customer 3276	\$ 2,005.55	\$ 2,094.60	4.44%	\$ 5,291.46	\$ 5,380.50	1.68%
MGS-S Customer 3277	\$ 2,263.91	\$ 2,372.08	4.78%	\$ 5,723.14	\$ 5,831.30	1.89%

Internal Use

Customer	Distribution 8/23 Prices	Distribution 1/24 Prices	Distribution % Difference	Delivery 8/23 Prices	Delivery 1/24 Prices	Delivery % Difference
MGS-S Customer 3278	\$ 1,589.01	\$ 1,668.62	5.01%	\$ 3,925.92	\$ 4,005.53	2.03%
MGS-S Customer 3279	\$ 1,350.76	\$ 1,425.04	5.50%	\$ 3,232.05	\$ 3,306.32	2.30%
MGS-S Customer 3280	\$ 1,334.69	\$ 1,408.59	5.54%	\$ 3,193.57	\$ 3,267.47	2.31%
MGS-S Customer 3281	\$ 2,207.33	\$ 2,314.22	4.84%	\$ 5,687.78	\$ 5,794.67	1.88%
MGS-S Customer 3282	\$ 2,014.61	\$ 2,103.86	4.43%	\$ 5,404.19	\$ 5,493.44	1.65%
MGS-S Customer 3283	\$ 1,335.61	\$ 1,422.80	6.53%	\$ 2,902.72	\$ 2,989.91	3.00%
MGS-S Customer 3284	\$ 1,618.91	\$ 1,699.23	4.96%	\$ 4,017.85	\$ 4,098.17	2.00%
MGS-S Customer 3285	\$ 2,347.00	\$ 2,443.76	4.12%	\$ 6,514.41	\$ 6,611.18	1.49%
MGS-S Customer 3286	\$ 2,625.59	\$ 2,741.89	4.43%	\$ 6,953.85	\$ 7,070.14	1.67%
MGS-S Customer 3287	\$ 1,898.12	\$ 1,998.04	5.26%	\$ 4,545.24	\$ 4,645.15	2.20%
MGS-S Customer 3288	\$ 640.47	\$ 712.02	11.17%	\$ 654.89	\$ 726.44	10.93%
MGS-S Customer 3289	\$ 1,706.90	\$ 1,802.49	5.60%	\$ 4,217.11	\$ 4,312.70	2.27%
MGS-S Customer 3290	\$ 1,742.29	\$ 1,838.67	5.53%	\$ 4,234.18	\$ 4,330.57	2.28%
MGS-S Customer 3291	\$ 2,905.28	\$ 3,027.87	4.22%	\$ 7,931.03	\$ 8,053.61	1.55%
MGS-S Customer 3292	\$ 3,488.38	\$ 3,624.16	3.89%	\$ 9,841.20	\$ 9,976.97	1.38%
MGS-S Customer 3293	\$ 1,565.62	\$ 1,644.77	5.06%	\$ 3,936.31	\$ 4,015.45	2.01%
MGS-S Customer 3294	\$ 1,941.23	\$ 2,042.07	5.19%	\$ 4,784.14	\$ 4,884.98	2.11%
MGS-S Customer 3295	\$ 2,140.21	\$ 2,245.61	4.92%	\$ 5,490.60	\$ 5,596.00	1.92%
MGS-S Customer 3296	\$ 3,014.44	\$ 3,139.54	4.15%	\$ 8,244.97	\$ 8,370.07	1.52%
MGS-S Customer 3297	\$ 7,347.60	\$ 7,573.63	3.08%	\$ 21,573.38	\$ 21,799.42	1.05%
MGS-S Customer 3298	\$ 10,483.50	\$ 10,777.12	2.80%	\$ 32,957.35	\$ 33,250.96	0.89%
MGS-S Customer 3299	\$ 11,717.42	\$ 12,040.11	2.75%	\$ 35,839.17	\$ 36,161.86	0.90%
MGS-S Customer 3300	\$ 2,961.54	\$ 3,085.45	4.18%	\$ 8,077.15	\$ 8,201.06	1.53%
MGS-S Customer 3301	\$ 1,777.12	\$ 1,874.28	5.47%	\$ 4,292.85	\$ 4,390.01	2.26%
MGS-S Customer 3302	\$ 2,020.81	\$ 2,110.21	4.42%	\$ 5,380.57	\$ 5,469.97	1.66%
MGS-S Customer 3303	\$ 23,296.24	\$ 23,884.74	2.53%	\$ 72,317.87	\$ 72,906.36	0.81%
MGS-S Customer 3304	\$ 1,162.60	\$ 1,232.61	6.02%	\$ 2,574.36	\$ 2,644.37	2.72%
MGS-S Customer 3305	\$ 2,222.30	\$ 2,329.52	4.82%	\$ 5,676.41	\$ 5,783.63	1.89%
MGS-S Customer 3306	\$ 2,125.37	\$ 2,217.12	4.32%	\$ 5,775.99	\$ 5,867.74	1.59%
MGS-S Customer 3307	\$ 2,190.28	\$ 2,283.48	4.26%	\$ 5,874.75	\$ 5,967.95	1.59%
MGS-S Customer 3308	\$ 1,879.84	\$ 1,979.32	5.29%	\$ 4,595.82	\$ 4,695.30	2.16%
MGS-S Customer 3309	\$ 7,874.02	\$ 8,113.39	3.04%	\$ 22,150.37	\$ 22,389.75	1.08%
MGS-S Customer 3310	\$ 1,045.46	\$ 1,112.88	6.45%	\$ 2,291.60	\$ 2,359.02	2.94%
MGS-S Customer 3311	\$ 1,112.21	\$ 1,181.14	6.20%	\$ 2,497.47	\$ 2,566.40	2.76%
MGS-S Customer 3312	\$ 1,864.29	\$ 1,963.31	5.31%	\$ 4,385.91	\$ 4,484.94	2.26%
MGS-S Customer 3313	\$ 1,971.45	\$ 2,059.72	4.48%	\$ 5,184.08	\$ 5,272.35	1.70%
MGS-S Customer 3314	\$ 1,062.33	\$ 1,130.05	6.37%	\$ 2,244.26	\$ 2,311.98	3.02%
MGS-S Customer 3315	\$ 1,965.72	\$ 2,067.16	5.16%	\$ 4,866.40	\$ 4,967.85	2.08%
MGS-S Customer 3316	\$ 2,128.46	\$ 2,220.28	4.31%	\$ 5,642.13	\$ 5,733.95	1.63%
MGS-S Customer 3317	\$ 1,625.76	\$ 1,706.19	4.95%	\$ 3,932.68	\$ 4,013.11	2.05%

Internal Use

Customer	Distribution 8/23 Prices	Distribution 1/24 Prices	Distribution % Difference	Delivery 8/23 Prices	Delivery 1/24 Prices	Delivery % Difference
MGS-S Customer 3318	\$ 1,505.51	\$ 1,583.26	5.16%	\$ 3,656.31	\$ 3,734.06	2.13%
MGS-S Customer 3319	\$ 1,417.71	\$ 1,493.50	5.35%	\$ 3,509.15	\$ 3,584.94	2.16%
MGS-S Customer 3320	\$ 1,516.69	\$ 1,608.00	6.02%	\$ 3,516.07	\$ 3,607.38	2.60%
MGS-S Customer 3321	\$ 1,635.57	\$ 1,729.55	5.75%	\$ 3,879.73	\$ 3,973.71	2.42%
MGS-S Customer 3322	\$ 15,976.27	\$ 16,405.71	2.69%	\$ 44,689.48	\$ 45,118.92	0.96%
MGS-S Customer 3323	\$ 2,210.36	\$ 2,304.03	4.24%	\$ 6,020.74	\$ 6,114.41	1.56%
MGS-S Customer 3324	\$ 1,577.70	\$ 1,657.09	5.03%	\$ 3,988.21	\$ 4,067.60	1.99%
MGS-S Customer 3325	\$ 2,396.56	\$ 2,507.69	4.64%	\$ 6,276.27	\$ 6,387.40	1.77%
MGS-S Customer 3326	\$ 2,994.40	\$ 3,105.83	3.72%	\$ 8,444.26	\$ 8,555.69	1.32%
MGS-S Customer 3327	\$ 2,488.93	\$ 2,588.89	4.02%	\$ 7,020.32	\$ 7,120.28	1.42%
MGS-S Customer 3328	\$ 1,496.04	\$ 1,573.48	5.18%	\$ 3,530.44	\$ 3,607.87	2.19%
MGS-S Customer 3329	\$ 1,803.31	\$ 1,901.08	5.42%	\$ 4,343.66	\$ 4,441.42	2.25%
MGS-S Customer 3330	\$ 2,647.74	\$ 2,764.54	4.41%	\$ 7,081.09	\$ 7,197.89	1.65%
MGS-S Customer 3331	\$ 2,007.97	\$ 2,097.07	4.44%	\$ 5,387.72	\$ 5,476.82	1.65%
MGS-S Customer 3332	\$ 22,021.88	\$ 22,575.96	2.52%	\$ 70,273.12	\$ 70,827.20	0.79%
MGS-S Customer 3333	\$ 21,409.31	\$ 21,949.90	2.53%	\$ 66,447.42	\$ 66,988.01	0.81%
MGS-S Customer 3334	\$ 1,686.42	\$ 1,781.49	5.64%	\$ 3,938.93	\$ 4,034.01	2.41%
MGS-S Customer 3335	\$ 944.36	\$ 1,022.73	8.30%	\$ 1,633.84	\$ 1,712.20	4.80%
MGS-S Customer 3336	\$ 2,421.12	\$ 2,519.43	4.06%	\$ 6,469.24	\$ 6,567.55	1.52%
MGS-S Customer 3337	\$ 2,379.15	\$ 2,489.86	4.65%	\$ 6,116.01	\$ 6,226.72	1.81%
MGS-S Customer 3338	\$ 2,897.53	\$ 3,019.96	4.23%	\$ 7,809.64	\$ 7,932.07	1.57%
MGS-S Customer 3339	\$ 1,541.27	\$ 1,619.75	5.09%	\$ 3,706.14	\$ 3,784.62	2.12%
MGS-S Customer 3340	\$ 1,816.22	\$ 1,914.26	5.40%	\$ 4,397.15	\$ 4,495.19	2.23%
MGS-S Customer 3341	\$ 6,546.00	\$ 6,751.63	3.14%	\$ 19,248.16	\$ 19,453.80	1.07%
MGS-S Customer 3342	\$ 6,082.91	\$ 6,263.79	2.97%	\$ 18,279.28	\$ 18,460.15	0.99%
MGS-S Customer 3343	\$ 598.39	\$ 655.70	9.58%	\$ 1,011.55	\$ 1,068.86	5.67%
MGS-S Customer 3344	\$ 5,728.86	\$ 5,901.95	3.02%	\$ 16,953.57	\$ 17,126.66	1.02%
MGS-S Customer 3345	\$ 1,424.46	\$ 1,500.43	5.33%	\$ 3,567.59	\$ 3,643.56	2.13%
MGS-S Customer 3346	\$ 1,277.08	\$ 1,349.68	5.68%	\$ 2,981.24	\$ 3,053.83	2.43%
MGS-S Customer 3347	\$ 11,576.96	\$ 11,895.17	2.75%	\$ 35,554.76	\$ 35,872.97	0.89%
MGS-S Customer 3348	\$ 5,469.13	\$ 5,649.61	3.30%	\$ 15,774.03	\$ 15,954.51	1.14%
MGS-S Customer 3349	\$ 1,729.56	\$ 1,825.69	5.56%	\$ 4,281.85	\$ 4,377.98	2.25%
MGS-S Customer 3350	\$ 2,637.12	\$ 2,740.44	3.92%	\$ 7,655.37	\$ 7,758.68	1.35%
MGS-S Customer 3351	\$ 2,655.81	\$ 2,772.89	4.41%	\$ 7,177.59	\$ 7,294.67	1.63%
MGS-S Customer 3352	\$ 8,331.94	\$ 8,584.93	3.04%	\$ 22,228.37	\$ 22,481.36	1.14%
MGS-S Customer 3353	\$ 3,280.31	\$ 3,411.48	4.00%	\$ 9,190.35	\$ 9,321.53	1.43%
MGS-S Customer 3354	\$ 3,428.17	\$ 3,562.58	3.92%	\$ 9,551.64	\$ 9,686.06	1.41%
MGS-S Customer 3355	\$ 4,081.35	\$ 4,230.50	3.65%	\$ 11,752.56	\$ 11,901.70	1.27%
MGS-S Customer 3356	\$ 695.03	\$ 767.79	10.47%	\$ 833.69	\$ 906.45	8.73%
MGS-S Customer 3357	\$ 2,650.88	\$ 2,767.75	4.41%	\$ 7,201.26	\$ 7,318.13	1.62%

Internal Use

Customer	Distribution 8/23 Prices	Distribution 1/24 Prices	Distribution % Difference	Delivery 8/23 Prices	Delivery 1/24 Prices	Delivery % Difference
MGS-S Customer 3358	\$ 812.30	\$ 887.71	9.28%	\$ 1,225.46	\$ 1,300.87	6.15%
MGS-S Customer 3359	\$ 991.54	\$ 1,071.01	8.01%	\$ 1,790.25	\$ 1,869.72	4.44%
MGS-S Customer 3360	\$ 2,547.93	\$ 2,663.54	4.54%	\$ 6,289.00	\$ 6,404.62	1.84%
MGS-S Customer 3361	\$ 4,512.09	\$ 4,670.84	3.52%	\$ 12,700.57	\$ 12,859.31	1.25%
MGS-S Customer 3362	\$ 727.01	\$ 800.49	10.11%	\$ 937.98	\$ 1,011.46	7.83%
MGS-S Customer 3363	\$ 3,789.13	\$ 3,931.75	3.76%	\$ 10,511.73	\$ 10,654.35	1.36%
MGS-S Customer 3364	\$ 3,159.14	\$ 3,287.49	4.06%	\$ 8,834.83	\$ 8,963.18	1.45%
MGS-S Customer 3365	\$ 15,798.92	\$ 16,212.94	2.62%	\$ 49,644.91	\$ 50,058.93	0.83%
MGS-S Customer 3366	\$ 1,784.68	\$ 1,881.98	5.45%	\$ 4,259.73	\$ 4,357.03	2.28%
MGS-S Customer 3367	\$ 3,450.65	\$ 3,585.57	3.91%	\$ 9,670.30	\$ 9,805.22	1.40%
MGS-S Customer 3368	\$ 2,459.64	\$ 2,558.92	4.04%	\$ 6,717.48	\$ 6,816.76	1.48%
MGS-S Customer 3369	\$ 1,638.41	\$ 1,719.18	4.93%	\$ 4,202.47	\$ 4,283.24	1.92%
MGS-S Customer 3370	\$ 2,635.27	\$ 2,751.78	4.42%	\$ 6,903.43	\$ 7,019.94	1.69%
MGS-S Customer 3371	\$ 2,535.12	\$ 2,649.40	4.51%	\$ 6,652.32	\$ 6,766.61	1.72%
MGS-S Customer 3372	\$ 2,932.33	\$ 3,055.66	4.21%	\$ 7,967.25	\$ 8,090.58	1.55%
MGS-S Customer 3373	\$ 699.35	\$ 758.95	8.52%	\$ 1,155.71	\$ 1,215.30	5.16%
MGS-S Customer 3374	\$ 2,607.52	\$ 2,723.38	4.44%	\$ 6,813.87	\$ 6,929.73	1.70%
MGS-S Customer 3375	\$ 1,511.01	\$ 1,602.18	6.03%	\$ 3,465.17	\$ 3,556.34	2.63%
MGS-S Customer 3376	\$ 2,101.08	\$ 2,205.55	4.97%	\$ 5,237.77	\$ 5,342.24	1.99%
MGS-S Customer 3377	\$ 2,129.45	\$ 2,234.61	4.94%	\$ 5,384.32	\$ 5,489.48	1.95%
MGS-S Customer 3378	\$ 1,263.70	\$ 1,349.29	6.77%	\$ 2,672.43	\$ 2,758.02	3.20%
MGS-S Customer 3379	\$ 1,969.40	\$ 2,070.92	5.15%	\$ 4,940.47	\$ 5,041.98	2.05%
MGS-S Customer 3380	\$ 2,254.44	\$ 2,362.38	4.79%	\$ 5,751.24	\$ 5,859.18	1.88%
MGS-S Customer 3381	\$ 1,714.75	\$ 1,797.26	4.81%	\$ 4,395.70	\$ 4,478.21	1.88%
MGS-S Customer 3382	\$ 6,880.02	\$ 7,092.36	3.09%	\$ 20,227.52	\$ 20,439.86	1.05%
MGS-S Customer 3383	\$ 2,384.18	\$ 2,481.74	4.09%	\$ 6,489.54	\$ 6,587.10	1.50%
MGS-S Customer 3384	\$ 8,729.69	\$ 8,988.61	2.97%	\$ 24,762.59	\$ 25,021.51	1.05%
MGS-S Customer 3385	\$ 2,996.67	\$ 3,108.10	3.72%	\$ 8,711.94	\$ 8,823.37	1.28%
MGS-S Customer 3386	\$ 1,421.12	\$ 1,496.98	5.34%	\$ 3,491.72	\$ 3,567.58	2.17%
MGS-S Customer 3387	\$ 2,347.52	\$ 2,457.50	4.68%	\$ 5,875.28	\$ 5,985.25	1.87%
MGS-S Customer 3388	\$ 1,812.84	\$ 1,897.42	4.67%	\$ 4,553.47	\$ 4,638.05	1.86%
MGS-S Customer 3389	\$ 1,691.04	\$ 1,786.26	5.63%	\$ 4,053.11	\$ 4,148.33	2.35%
MGS-S Customer 3390	\$ 2,304.00	\$ 2,399.80	4.16%	\$ 6,365.80	\$ 6,461.59	1.50%
MGS-S Customer 3391	\$ 2,556.53	\$ 2,671.27	4.49%	\$ 6,739.90	\$ 6,854.64	1.70%
MGS-S Customer 3392	\$ 2,387.33	\$ 2,484.98	4.09%	\$ 6,512.33	\$ 6,609.98	1.50%
MGS-S Customer 3393	\$ 2,165.34	\$ 2,271.28	4.89%	\$ 5,475.99	\$ 5,581.93	1.93%
MGS-S Customer 3394	\$ 2,806.85	\$ 2,914.00	3.82%	\$ 8,022.06	\$ 8,129.21	1.34%
MGS-S Customer 3395	\$ 1,882.26	\$ 1,968.54	4.58%	\$ 4,944.00	\$ 5,030.28	1.75%
MGS-S Customer 3396	\$ 1,866.13	\$ 1,965.32	5.32%	\$ 4,533.40	\$ 4,632.58	2.19%
MGS-S Customer 3397	\$ 1,705.07	\$ 1,787.34	4.83%	\$ 4,414.01	\$ 4,496.29	1.86%

Internal Use

Customer	Distribution 8/23 Prices	Distribution 1/24 Prices	Distribution % Difference	Delivery 8/23 Prices	Delivery 1/24 Prices	Delivery % Difference
MGS-S Customer 3398	\$ 1,344.62	\$ 1,418.79	5.52%	\$ 3,263.54	\$ 3,337.71	2.27%
MGS-S Customer 3399	\$ 2,489.70	\$ 2,602.93	4.55%	\$ 6,497.37	\$ 6,610.59	1.74%
MGS-S Customer 3400	\$ 2,363.54	\$ 2,460.67	4.11%	\$ 6,530.40	\$ 6,627.52	1.49%
MGS-S Customer 3401	\$ 3,283.24	\$ 3,414.35	3.99%	\$ 9,115.21	\$ 9,246.32	1.44%
MGS-S Customer 3402	\$ 1,999.34	\$ 2,088.17	4.44%	\$ 5,232.95	\$ 5,321.78	1.70%
MGS-S Customer 3403	\$ 3,090.05	\$ 3,203.58	3.67%	\$ 9,008.97	\$ 9,122.50	1.26%
MGS-S Customer 3404	\$ 2,688.72	\$ 2,806.44	4.38%	\$ 7,075.78	\$ 7,193.50	1.66%
MGS-S Customer 3405	\$ 4,124.32	\$ 4,274.34	3.64%	\$ 11,582.81	\$ 11,732.83	1.30%
MGS-S Customer 3406	\$ 1,608.66	\$ 1,701.99	5.80%	\$ 3,669.68	\$ 3,763.01	2.54%
MGS-S Customer 3407	\$ 1,440.18	\$ 1,516.40	5.29%	\$ 3,419.36	\$ 3,495.59	2.23%
MGS-S Customer 3408	\$ 2,253.40	\$ 2,348.02	4.20%	\$ 6,124.08	\$ 6,218.71	1.55%
MGS-S Customer 3409	\$ 1,896.69	\$ 1,983.39	4.57%	\$ 4,902.31	\$ 4,989.01	1.77%
MGS-S Customer 3410	\$ 2,994.14	\$ 3,118.78	4.16%	\$ 8,092.52	\$ 8,217.16	1.54%
MGS-S Customer 3411	\$ 4,901.34	\$ 5,068.96	3.42%	\$ 14,321.60	\$ 14,489.21	1.17%
MGS-S Customer 3412	\$ 1,931.11	\$ 2,031.74	5.21%	\$ 4,775.52	\$ 4,876.15	2.11%
MGS-S Customer 3413	\$ 1,286.91	\$ 1,372.96	6.69%	\$ 2,659.65	\$ 2,745.71	3.24%
MGS-S Customer 3414	\$ 6,090.97	\$ 6,285.41	3.19%	\$ 18,167.60	\$ 18,362.04	1.07%
MGS-S Customer 3415	\$ 2,435.78	\$ 2,547.83	4.60%	\$ 6,413.79	\$ 6,525.84	1.75%
MGS-S Customer 3416	\$ 3,137.50	\$ 3,252.10	3.65%	\$ 9,015.91	\$ 9,130.50	1.27%
MGS-S Customer 3417	\$ 1,196.49	\$ 1,267.26	5.91%	\$ 2,704.98	\$ 2,775.75	2.62%
MGS-S Customer 3418	\$ 3,642.90	\$ 3,782.17	3.82%	\$ 10,232.36	\$ 10,371.63	1.36%
MGS-S Customer 3419	\$ 2,251.29	\$ 2,359.14	4.79%	\$ 5,780.34	\$ 5,888.19	1.87%
MGS-S Customer 3420	\$ 1,142.38	\$ 1,211.96	6.09%	\$ 2,579.16	\$ 2,648.74	2.70%
MGS-S Customer 3421	\$ 2,898.74	\$ 3,021.24	4.23%	\$ 7,834.29	\$ 7,956.79	1.56%
MGS-S Customer 3422	\$ 5,196.61	\$ 5,370.87	3.35%	\$ 15,267.60	\$ 15,441.86	1.14%
MGS-S Customer 3423	\$ 4,413.34	\$ 4,556.74	3.25%	\$ 13,187.98	\$ 13,331.37	1.09%
MGS-S Customer 3424	\$ 2,467.68	\$ 2,580.44	4.57%	\$ 6,529.39	\$ 6,642.15	1.73%
MGS-S Customer 3425	\$ 1,803.55	\$ 1,901.33	5.42%	\$ 4,384.21	\$ 4,481.99	2.23%
MGS-S Customer 3426	\$ 2,276.67	\$ 2,371.82	4.18%	\$ 6,153.97	\$ 6,249.11	1.55%
MGS-S Customer 3427	\$ 2,136.89	\$ 2,242.20	4.93%	\$ 5,376.71	\$ 5,482.01	1.96%
MGS-S Customer 3428	\$ 5,964.70	\$ 6,156.41	3.21%	\$ 17,468.83	\$ 17,660.54	1.10%
MGS-S Customer 3429	\$ 1,511.86	\$ 1,603.03	6.03%	\$ 3,454.90	\$ 3,546.07	2.64%
MGS-S Customer 3430	\$ 5,621.10	\$ 5,804.93	3.27%	\$ 16,573.88	\$ 16,757.72	1.11%
MGS-S Customer 3431	\$ 1,405.72	\$ 1,481.28	5.38%	\$ 3,448.11	\$ 3,523.67	2.19%
MGS-S Customer 3432	\$ 1,306.60	\$ 1,393.14	6.62%	\$ 2,774.94	\$ 2,861.48	3.12%
MGS-S Customer 3433	\$ 1,739.39	\$ 1,836.58	5.59%	\$ 3,870.28	\$ 3,967.47	2.51%
MGS-S Customer 3434	\$ 1,600.18	\$ 1,693.37	5.82%	\$ 3,622.76	\$ 3,715.95	2.57%
MGS-S Customer 3435	\$ 1,328.88	\$ 1,402.69	5.55%	\$ 3,252.72	\$ 3,326.52	2.27%
MGS-S Customer 3436	\$ 24,202.93	\$ 24,806.15	2.49%	\$ 76,739.00	\$ 77,342.23	0.79%
MGS-S Customer 3437	\$ 1,336.38	\$ 1,423.60	6.53%	\$ 2,900.54	\$ 2,987.76	3.01%

Internal Use

Customer	Distribution 8/23 Prices	Distribution 1/24 Prices	Distribution % Difference	Delivery 8/23 Prices	Delivery 1/24 Prices	Delivery % Difference
MGS-S Customer 3438	\$ 6,366.12	\$ 6,566.94	3.15%	\$ 19,112.70	\$ 19,313.52	1.05%
MGS-S Customer 3439	\$ 1,019.27	\$ 1,086.10	6.56%	\$ 2,264.49	\$ 2,331.33	2.95%
MGS-S Customer 3440	\$ 2,404.62	\$ 2,515.96	4.63%	\$ 6,372.81	\$ 6,484.15	1.75%
MGS-S Customer 3441	\$ 1,960.03	\$ 2,048.07	4.49%	\$ 5,226.97	\$ 5,315.01	1.68%
MGS-S Customer 3442	\$ 2,611.60	\$ 2,727.60	4.44%	\$ 7,147.66	\$ 7,263.66	1.62%
MGS-S Customer 3443	\$ 6,592.66	\$ 6,798.47	3.12%	\$ 19,967.39	\$ 20,173.20	1.03%
MGS-S Customer 3444	\$ 6,180.33	\$ 6,376.88	3.18%	\$ 18,081.78	\$ 18,278.33	1.09%
MGS-S Customer 3445	\$ 2,141.03	\$ 2,246.41	4.92%	\$ 5,507.37	\$ 5,612.76	1.91%
MGS-S Customer 3446	\$ 6,158.03	\$ 6,354.17	3.19%	\$ 18,235.91	\$ 18,432.06	1.08%
MGS-S Customer 3447	\$ 2,075.70	\$ 2,179.61	5.01%	\$ 5,276.87	\$ 5,380.78	1.97%
MGS-S Customer 3448	\$ 2,438.37	\$ 2,550.44	4.60%	\$ 6,379.49	\$ 6,491.56	1.76%
MGS-S Customer 3449	\$ 2,003.54	\$ 2,092.51	4.44%	\$ 5,169.84	\$ 5,258.80	1.72%
MGS-S Customer 3450	\$ 1,704.35	\$ 1,786.58	4.82%	\$ 4,260.48	\$ 4,342.71	1.93%
MGS-S Customer 3451	\$ 4,072.86	\$ 4,221.80	3.66%	\$ 11,840.92	\$ 11,989.86	1.26%
MGS-S Customer 3452	\$ 1,757.04	\$ 1,853.71	5.50%	\$ 4,141.21	\$ 4,237.88	2.33%
MGS-S Customer 3453	\$ 11,770.74	\$ 12,098.07	2.78%	\$ 35,598.35	\$ 35,925.67	0.92%
MGS-S Customer 3454	\$ 1,885.98	\$ 1,985.60	5.28%	\$ 4,781.31	\$ 4,880.93	2.08%
MGS-S Customer 3455	\$ 1,809.29	\$ 1,893.92	4.68%	\$ 4,710.55	\$ 4,795.18	1.80%
MGS-S Customer 3456	\$ 3,799.17	\$ 3,942.11	3.76%	\$ 10,715.11	\$ 10,858.04	1.33%
MGS-S Customer 3457	\$ 1,806.54	\$ 1,904.37	5.42%	\$ 4,352.47	\$ 4,450.30	2.25%
MGS-S Customer 3458	\$ 1,716.43	\$ 1,812.21	5.58%	\$ 4,063.33	\$ 4,159.11	2.36%
MGS-S Customer 3459	\$ 1,533.56	\$ 1,611.97	5.11%	\$ 3,823.17	\$ 3,901.58	2.05%
MGS-S Customer 3460	\$ 1,319.05	\$ 1,405.88	6.58%	\$ 2,840.41	\$ 2,927.24	3.06%
MGS-S Customer 3461	\$ 14,047.93	\$ 14,425.48	2.69%	\$ 42,182.98	\$ 42,560.52	0.90%
MGS-S Customer 3462	\$ 2,324.48	\$ 2,434.00	4.71%	\$ 6,019.42	\$ 6,128.94	1.82%
MGS-S Customer 3463	\$ 21,031.58	\$ 21,564.42	2.53%	\$ 67,016.84	\$ 67,549.67	0.80%
MGS-S Customer 3464	\$ 2,901.63	\$ 3,024.18	4.22%	\$ 7,983.15	\$ 8,105.70	1.54%
MGS-S Customer 3465	\$ 3,660.76	\$ 3,787.17	3.45%	\$ 10,705.41	\$ 10,831.81	1.18%
MGS-S Customer 3466	\$ 1,405.85	\$ 1,481.35	5.37%	\$ 3,398.72	\$ 3,474.22	2.22%
MGS-S Customer 3467	\$ 3,507.64	\$ 3,630.60	3.51%	\$ 10,221.31	\$ 10,344.27	1.20%
MGS-S Customer 3468	\$ 8,827.81	\$ 9,084.08	2.90%	\$ 27,365.54	\$ 27,621.81	0.94%
MGS-S Customer 3469	\$ 9,715.38	\$ 9,991.69	2.84%	\$ 29,901.31	\$ 30,177.61	0.92%
MGS-S Customer 3470	\$ 1,038.70	\$ 1,105.86	6.47%	\$ 2,137.74	\$ 2,204.91	3.14%
MGS-S Customer 3471	\$ 1,409.10	\$ 1,484.68	5.36%	\$ 3,413.73	\$ 3,489.30	2.21%
MGS-S Customer 3472	\$ 4,263.68	\$ 4,416.94	3.59%	\$ 12,470.23	\$ 12,623.50	1.23%
MGS-S Customer 3473	\$ 1,704.26	\$ 1,799.76	5.60%	\$ 3,931.83	\$ 4,027.33	2.43%
MGS-S Customer 3474	\$ 4,639.92	\$ 4,801.73	3.49%	\$ 13,932.85	\$ 14,094.67	1.16%
MGS-S Customer 3475	\$ 3,693.85	\$ 3,834.21	3.80%	\$ 10,360.13	\$ 10,500.50	1.35%
MGS-S Customer 3476	\$ 6,868.29	\$ 7,080.24	3.09%	\$ 20,645.28	\$ 20,857.23	1.03%
MGS-S Customer 3477	\$ 2,361.05	\$ 2,471.35	4.67%	\$ 6,072.69	\$ 6,183.00	1.82%

Internal Use

Customer	Distribution 8/23 Prices	Distribution 1/24 Prices	Distribution % Difference	Delivery 8/23 Prices	Delivery 1/24 Prices	Delivery % Difference
MGS-S Customer 3478	\$ 2,467.39	\$ 2,580.11	4.57%	\$ 6,333.08	\$ 6,445.81	1.78%
MGS-S Customer 3479	\$ 1,876.79	\$ 1,962.93	4.59%	\$ 4,967.89	\$ 5,054.04	1.73%
MGS-S Customer 3480	\$ 2,280.16	\$ 2,375.41	4.18%	\$ 6,201.18	\$ 6,296.42	1.54%
MGS-S Customer 3481	\$ 2,638.51	\$ 2,755.09	4.42%	\$ 6,866.08	\$ 6,982.65	1.70%
MGS-S Customer 3482	\$ 3,870.95	\$ 4,002.10	3.39%	\$ 11,560.02	\$ 11,691.17	1.13%
MGS-S Customer 3483	\$ 2,107.20	\$ 2,211.80	4.96%	\$ 5,351.32	\$ 5,455.92	1.95%
MGS-S Customer 3484	\$ 5,398.87	\$ 5,577.78	3.31%	\$ 15,927.67	\$ 16,106.58	1.12%
MGS-S Customer 3485	\$ 3,293.43	\$ 3,411.55	3.59%	\$ 9,430.17	\$ 9,548.29	1.25%
MGS-S Customer 3486	\$ 3,069.06	\$ 3,195.37	4.12%	\$ 8,427.99	\$ 8,554.29	1.50%
MGS-S Customer 3487	\$ 2,040.34	\$ 2,143.42	5.05%	\$ 5,112.93	\$ 5,216.02	2.02%
MGS-S Customer 3488	\$ 3,416.54	\$ 3,550.71	3.93%	\$ 9,592.76	\$ 9,726.93	1.40%
MGS-S Customer 3489	\$ 1,118.55	\$ 1,200.86	7.36%	\$ 2,185.52	\$ 2,267.83	3.77%
MGS-S Customer 3490	\$ 2,187.32	\$ 2,280.48	4.26%	\$ 5,937.86	\$ 6,031.02	1.57%
MGS-S Customer 3491	\$ 912.81	\$ 990.49	8.51%	\$ 1,524.56	\$ 1,602.25	5.10%
MGS-S Customer 3492	\$ 4,005.58	\$ 4,153.05	3.68%	\$ 11,579.65	\$ 11,727.11	1.27%
MGS-S Customer 3493	\$ 1,737.85	\$ 1,820.87	4.78%	\$ 4,338.45	\$ 4,421.47	1.91%
MGS-S Customer 3494	\$ 1,373.15	\$ 1,447.89	5.44%	\$ 3,248.59	\$ 3,323.33	2.30%
MGS-S Customer 3495	\$ 1,720.12	\$ 1,802.74	4.80%	\$ 4,403.99	\$ 4,486.61	1.88%
MGS-S Customer 3496	\$ 2,824.84	\$ 2,945.64	4.28%	\$ 7,577.74	\$ 7,698.54	1.59%
MGS-S Customer 3497	\$ 1,913.87	\$ 2,014.09	5.24%	\$ 4,674.86	\$ 4,775.08	2.14%
MGS-S Customer 3498	\$ 2,246.57	\$ 2,354.31	4.80%	\$ 5,814.06	\$ 5,921.80	1.85%
MGS-S Customer 3499	\$ 5,649.04	\$ 5,833.60	3.27%	\$ 16,611.60	\$ 16,796.17	1.11%
MGS-S Customer 3500	\$ 1,369.68	\$ 1,444.28	5.45%	\$ 3,130.75	\$ 3,205.35	2.38%
MGS-S Customer 3501	\$ 1,924.24	\$ 2,011.46	4.53%	\$ 5,024.75	\$ 5,111.97	1.74%
MGS-S Customer 3502	\$ 1,626.50	\$ 1,707.00	4.95%	\$ 4,144.73	\$ 4,225.24	1.94%
MGS-S Customer 3503	\$ 1,479.32	\$ 1,556.57	5.22%	\$ 3,592.25	\$ 3,669.50	2.15%
MGS-S Customer 3504	\$ 7,936.38	\$ 8,172.52	2.98%	\$ 23,976.96	\$ 24,213.10	0.98%
MGS-S Customer 3505	\$ 4,580.61	\$ 4,741.00	3.50%	\$ 13,087.99	\$ 13,248.38	1.23%
MGS-S Customer 3506	\$ 1,695.00	\$ 1,790.32	5.62%	\$ 4,063.20	\$ 4,158.53	2.35%
MGS-S Customer 3507	\$ 7,584.12	\$ 7,817.51	3.08%	\$ 20,878.77	\$ 21,112.16	1.12%
MGS-S Customer 3508	\$ 1,347.45	\$ 1,421.64	5.51%	\$ 3,246.22	\$ 3,320.42	2.29%
MGS-S Customer 3509	\$ 5,969.16	\$ 6,161.08	3.22%	\$ 17,603.45	\$ 17,795.36	1.09%
MGS-S Customer 3510	\$ 2,225.23	\$ 2,319.24	4.22%	\$ 6,033.06	\$ 6,127.07	1.56%
MGS-S Customer 3511	\$ 1,561.49	\$ 1,653.77	5.91%	\$ 3,606.00	\$ 3,698.28	2.56%
MGS-S Customer 3512	\$ 1,348.82	\$ 1,436.30	6.49%	\$ 2,888.69	\$ 2,976.18	3.03%
MGS-S Customer 3513	\$ 1,309.45	\$ 1,382.80	5.60%	\$ 3,162.19	\$ 3,235.54	2.32%
MGS-S Customer 3514	\$ 1,389.58	\$ 1,477.98	6.36%	\$ 3,039.23	\$ 3,127.64	2.91%
MGS-S Customer 3515	\$ 1,634.12	\$ 1,728.04	5.75%	\$ 3,798.78	\$ 3,892.70	2.47%
MGS-S Customer 3516	\$ 3,188.25	\$ 3,317.21	4.04%	\$ 8,650.33	\$ 8,779.29	1.49%
MGS-S Customer 3517	\$ 2,080.60	\$ 2,185.46	5.04%	\$ 9,045.81	\$ 9,150.67	1.16%

Internal Use

Customer	Distribution 8/23 Prices	Distribution 1/24 Prices	Distribution % Difference	Delivery 8/23 Prices	Delivery 1/24 Prices	Delivery % Difference
MGS-S Customer 3518	\$ 954.02	\$ 1,032.64	8.24%	\$ 1,691.12	\$ 1,769.74	4.65%
MGS-S Customer 3519	\$ 2,987.43	\$ 3,111.91	4.17%	\$ 7,963.59	\$ 8,088.07	1.56%
MGS-S Customer 3520	\$ 2,340.48	\$ 2,437.08	4.13%	\$ 6,477.69	\$ 6,574.29	1.49%
MGS-S Customer 3521	\$ 1,620.70	\$ 1,714.30	5.78%	\$ 3,662.96	\$ 3,756.56	2.56%
MGS-S Customer 3522	\$ 1,773.56	\$ 1,857.37	4.73%	\$ 4,629.02	\$ 4,712.84	1.81%
MGS-S Customer 3523	\$ 1,813.51	\$ 1,898.23	4.67%	\$ 4,686.00	\$ 4,770.72	1.81%
MGS-S Customer 3524	\$ 1,767.24	\$ 1,864.17	5.48%	\$ 4,165.39	\$ 4,262.31	2.33%
MGS-S Customer 3525	\$ 5,089.05	\$ 5,260.94	3.38%	\$ 15,178.77	\$ 15,350.66	1.13%
MGS-S Customer 3526	\$ 717.24	\$ 790.50	10.21%	\$ 918.81	\$ 992.07	7.97%
MGS-S Customer 3527	\$ 1,559.42	\$ 1,651.59	5.91%	\$ 3,544.87	\$ 3,637.04	2.60%
MGS-S Customer 3528	\$ 1,754.87	\$ 1,838.24	4.75%	\$ 4,522.80	\$ 4,606.17	1.84%
MGS-S Customer 3529	\$ 3,793.37	\$ 3,936.12	3.76%	\$ 10,821.36	\$ 10,964.12	1.32%
MGS-S Customer 3530	\$ 2,346.51	\$ 2,456.50	4.69%	\$ 6,061.12	\$ 6,171.12	1.81%
MGS-S Customer 3531	\$ 1,370.15	\$ 1,458.11	6.42%	\$ 3,029.40	\$ 3,117.36	2.90%
MGS-S Customer 3532	\$ 1,181.22	\$ 1,264.93	7.09%	\$ 2,376.79	\$ 2,460.50	3.52%
MGS-S Customer 3533	\$ 2,044.11	\$ 2,134.04	4.40%	\$ 5,389.58	\$ 5,479.51	1.67%
MGS-S Customer 3534	\$ 3,109.75	\$ 3,236.97	4.09%	\$ 8,575.57	\$ 8,702.78	1.48%
MGS-S Customer 3535	\$ 3,670.80	\$ 3,810.76	3.81%	\$ 10,392.77	\$ 10,532.73	1.35%
MGS-S Customer 3536	\$ 1,593.35	\$ 1,686.35	5.84%	\$ 3,666.92	\$ 3,759.92	2.54%
MGS-S Customer 3537	\$ 4,187.60	\$ 4,325.90	3.30%	\$ 12,765.23	\$ 12,903.53	1.08%
MGS-S Customer 3538	\$ 1,765.32	\$ 1,862.21	5.49%	\$ 4,211.30	\$ 4,308.20	2.30%
MGS-S Customer 3539	\$ 4,184.09	\$ 4,335.48	3.62%	\$ 11,820.21	\$ 11,971.60	1.28%
MGS-S Customer 3540	\$ 2,128.05	\$ 2,233.13	4.94%	\$ 5,422.95	\$ 5,528.04	1.94%
MGS-S Customer 3541	\$ 1,823.49	\$ 1,908.44	4.66%	\$ 4,700.85	\$ 4,785.80	1.81%
MGS-S Customer 3542	\$ 1,986.05	\$ 2,087.93	5.13%	\$ 4,945.69	\$ 5,047.57	2.06%
MGS-S Customer 3543	\$ 1,160.81	\$ 1,230.84	6.03%	\$ 2,693.78	\$ 2,763.81	2.60%
MGS-S Customer 3544	\$ 2,017.31	\$ 2,119.89	5.08%	\$ 4,960.00	\$ 5,062.58	2.07%
MGS-S Customer 3545	\$ 1,361.30	\$ 1,449.08	6.45%	\$ 2,968.37	\$ 3,056.15	2.96%
MGS-S Customer 3546	\$ 2,027.16	\$ 2,129.97	5.07%	\$ 5,170.95	\$ 5,273.76	1.99%
MGS-S Customer 3547	\$ 6,980.56	\$ 7,195.12	3.07%	\$ 21,475.23	\$ 21,689.78	1.00%
MGS-S Customer 3548	\$ 3,715.62	\$ 3,856.52	3.79%	\$ 10,715.59	\$ 10,856.49	1.31%
MGS-S Customer 3549	\$ 2,374.51	\$ 2,485.17	4.66%	\$ 6,227.67	\$ 6,338.33	1.78%
MGS-S Customer 3550	\$ 697.02	\$ 769.82	10.44%	\$ 857.85	\$ 930.65	8.49%
MGS-S Customer 3551	\$ 1,720.87	\$ 1,816.78	5.57%	\$ 4,153.18	\$ 4,249.09	2.31%
MGS-S Customer 3552	\$ 2,258.57	\$ 2,366.59	4.78%	\$ 5,859.68	\$ 5,967.70	1.84%
MGS-S Customer 3553	\$ 2,672.74	\$ 2,776.86	3.90%	\$ 7,661.15	\$ 7,765.27	1.36%
MGS-S Customer 3554	\$ 1,425.04	\$ 1,500.98	5.33%	\$ 3,424.15	\$ 3,500.09	2.22%
MGS-S Customer 3555	\$ 2,599.05	\$ 2,714.88	4.46%	\$ 7,024.61	\$ 7,140.44	1.65%
MGS-S Customer 3556	\$ 2,128.04	\$ 2,219.77	4.31%	\$ 5,547.52	\$ 5,639.24	1.65%
MGS-S Customer 3557	\$ 1,181.20	\$ 1,251.59	5.96%	\$ 2,601.85	\$ 2,672.24	2.71%

Internal Use

Customer	Distribution 8/23 Prices	Distribution 1/24 Prices	Distribution % Difference	Delivery 8/23 Prices	Delivery 1/24 Prices	Delivery % Difference
MGS-S Customer 3558	\$ 1,038.81	\$ 1,106.06	6.47%	\$ 2,263.50	\$ 2,330.75	2.97%
MGS-S Customer 3559	\$ 2,008.46	\$ 2,097.43	4.43%	\$ 5,130.38	\$ 5,219.36	1.73%
MGS-S Customer 3560	\$ 2,773.60	\$ 2,893.41	4.32%	\$ 11,564.46	\$ 11,684.27	1.04%
MGS-S Customer 3561	\$ 3,416.73	\$ 3,537.64	3.54%	\$ 10,103.57	\$ 10,224.48	1.20%
MGS-S Customer 3562	\$ 3,125.55	\$ 3,253.13	4.08%	\$ 8,587.30	\$ 8,714.88	1.49%
MGS-S Customer 3563	\$ 1,893.12	\$ 1,992.87	5.27%	\$ 4,574.59	\$ 4,674.34	2.18%
MGS-S Customer 3564	\$ 2,742.78	\$ 2,861.74	4.34%	\$ 7,502.32	\$ 7,621.28	1.59%
MGS-S Customer 3565	\$ 1,886.54	\$ 1,986.16	5.28%	\$ 4,594.36	\$ 4,693.99	2.17%
MGS-S Customer 3566	\$ 13,887.72	\$ 14,258.35	2.67%	\$ 43,194.61	\$ 43,565.24	0.86%
MGS-S Customer 3567	\$ 1,370.45	\$ 1,445.19	5.45%	\$ 3,251.53	\$ 3,326.27	2.30%
MGS-S Customer 3568	\$ 2,899.55	\$ 3,022.04	4.22%	\$ 7,954.45	\$ 8,076.93	1.54%
MGS-S Customer 3569	\$ 2,244.52	\$ 2,352.22	4.80%	\$ 5,730.84	\$ 5,838.55	1.88%
MGS-S Customer 3570	\$ 1,736.65	\$ 1,819.63	4.78%	\$ 4,512.10	\$ 4,595.08	1.84%
MGS-S Customer 3571	\$ 3,414.88	\$ 3,549.01	3.93%	\$ 9,429.52	\$ 9,563.64	1.42%
MGS-S Customer 3572	\$ 2,091.50	\$ 2,195.75	4.98%	\$ 5,139.63	\$ 5,243.88	2.03%
MGS-S Customer 3573	\$ 1,832.33	\$ 1,930.76	5.37%	\$ 4,478.90	\$ 4,577.33	2.20%
MGS-S Customer 3574	\$ 1,792.23	\$ 1,876.45	4.70%	\$ 4,691.99	\$ 4,776.21	1.79%
MGS-S Customer 3575	\$ 2,815.84	\$ 2,923.14	3.81%	\$ 7,924.13	\$ 8,031.43	1.35%
MGS-S Customer 3576	\$ 5,520.41	\$ 5,702.09	3.29%	\$ 15,962.49	\$ 16,144.17	1.14%
MGS-S Customer 3577	\$ 1,685.97	\$ 1,767.80	4.85%	\$ 4,289.17	\$ 4,371.00	1.91%
MGS-S Customer 3578	\$ 1,462.04	\$ 1,552.10	6.16%	\$ 3,311.42	\$ 3,401.49	2.72%
MGS-S Customer 3579	\$ 2,706.46	\$ 2,811.33	3.87%	\$ 7,864.70	\$ 7,969.56	1.33%
MGS-S Customer 3580	\$ 2,187.33	\$ 2,293.74	4.86%	\$ 5,643.71	\$ 5,750.13	1.89%
MGS-S Customer 3581	\$ 1,100.79	\$ 1,182.73	7.44%	\$ 2,146.81	\$ 2,228.75	3.82%
MGS-S Customer 3582	\$ 2,255.76	\$ 2,350.46	4.20%	\$ 6,136.02	\$ 6,230.72	1.54%
MGS-S Customer 3583	\$ 1,062.09	\$ 1,129.80	6.38%	\$ 2,239.93	\$ 2,307.64	3.02%
MGS-S Customer 3584	\$ 3,192.60	\$ 3,321.68	4.04%	\$ 8,789.71	\$ 8,918.79	1.47%
MGS-S Customer 3585	\$ 18,966.01	\$ 19,452.76	2.57%	\$ 57,994.97	\$ 58,481.72	0.84%
MGS-S Customer 3586	\$ 2,102.63	\$ 2,207.13	4.97%	\$ 5,388.31	\$ 5,492.82	1.94%
MGS-S Customer 3587	\$ 1,557.28	\$ 1,636.22	5.07%	\$ 3,920.40	\$ 3,999.33	2.01%
MGS-S Customer 3588	\$ 1,345.79	\$ 1,419.90	5.51%	\$ 3,124.53	\$ 3,198.64	2.37%
MGS-S Customer 3589	\$ 1,373.74	\$ 1,448.51	5.44%	\$ 3,263.54	\$ 3,338.30	2.29%
MGS-S Customer 3590	\$ 1,671.70	\$ 1,753.22	4.88%	\$ 4,104.66	\$ 4,186.19	1.99%
MGS-S Customer 3591	\$ 835.57	\$ 898.18	7.49%	\$ 1,530.43	\$ 1,593.04	4.09%
MGS-S Customer 3592	\$ 2,153.01	\$ 2,245.39	4.29%	\$ 5,904.06	\$ 5,996.45	1.56%
MGS-S Customer 3593	\$ 4,141.82	\$ 4,294.17	3.68%	\$ 11,260.04	\$ 11,412.38	1.35%
MGS-S Customer 3594	\$ 1,019.77	\$ 1,086.54	6.55%	\$ 2,117.65	\$ 2,184.41	3.15%
MGS-S Customer 3595	\$ 2,761.10	\$ 2,882.03	4.38%	\$ 7,012.65	\$ 7,133.58	1.72%
MGS-S Customer 3596	\$ 2,701.30	\$ 2,819.31	4.37%	\$ 7,235.81	\$ 7,353.82	1.63%
MGS-S Customer 3597	\$ 1,714.47	\$ 1,796.96	4.81%	\$ 4,322.64	\$ 4,405.13	1.91%

Internal Use

Customer	Distribution 8/23 Prices	Distribution 1/24 Prices	Distribution % Difference	Delivery 8/23 Prices	Delivery 1/24 Prices	Delivery % Difference
MGS-S Customer 3598	\$ 6,450.17	\$ 6,652.88	3.14%	\$ 19,648.31	\$ 19,851.02	1.03%
MGS-S Customer 3599	\$ 3,648.23	\$ 3,787.66	3.82%	\$ 10,443.10	\$ 10,582.53	1.34%
MGS-S Customer 3600	\$ 1,339.48	\$ 1,413.52	5.53%	\$ 3,222.00	\$ 3,296.04	2.30%
MGS-S Customer 3601	\$ 1,102.85	\$ 1,171.47	6.22%	\$ 2,392.29	\$ 2,460.91	2.87%
MGS-S Customer 3602	\$ 2,593.19	\$ 2,695.51	3.95%	\$ 7,156.19	\$ 7,258.51	1.43%
MGS-S Customer 3603	\$ 2,537.72	\$ 2,638.78	3.98%	\$ 7,089.89	\$ 7,190.95	1.43%
MGS-S Customer 3604	\$ 1,769.62	\$ 1,866.60	5.48%	\$ 4,274.58	\$ 4,371.57	2.27%
MGS-S Customer 3605	\$ 10,633.21	\$ 10,930.06	2.79%	\$ 32,400.94	\$ 32,697.80	0.92%
MGS-S Customer 3606	\$ 2,365.31	\$ 2,475.74	4.67%	\$ 6,205.65	\$ 6,316.09	1.78%
MGS-S Customer 3607	\$ 2,350.24	\$ 2,446.94	4.11%	\$ 6,216.42	\$ 6,313.12	1.56%
MGS-S Customer 3608	\$ 2,454.49	\$ 2,553.60	4.04%	\$ 6,758.57	\$ 6,857.68	1.47%
MGS-S Customer 3609	\$ 7,068.32	\$ 7,284.79	3.06%	\$ 21,251.73	\$ 21,468.20	1.02%
MGS-S Customer 3610	\$ 2,568.96	\$ 2,683.98	4.48%	\$ 6,978.47	\$ 7,093.50	1.65%
MGS-S Customer 3611	\$ 8,618.96	\$ 8,870.43	2.92%	\$ 25,927.26	\$ 26,178.74	0.97%
MGS-S Customer 3612	\$ 2,859.32	\$ 2,980.92	4.25%	\$ 7,800.13	\$ 7,921.73	1.56%
MGS-S Customer 3613	\$ 2,118.84	\$ 2,223.70	4.95%	\$ 5,332.16	\$ 5,437.02	1.97%
MGS-S Customer 3614	\$ 769.22	\$ 830.40	7.95%	\$ 1,381.44	\$ 1,442.62	4.43%
MGS-S Customer 3615	\$ 2,112.50	\$ 2,217.25	4.96%	\$ 5,431.41	\$ 5,536.15	1.93%
MGS-S Customer 3616	\$ 2,260.98	\$ 2,369.05	4.78%	\$ 5,889.19	\$ 5,997.27	1.84%
MGS-S Customer 3617	\$ 2,166.43	\$ 2,272.37	4.89%	\$ 5,601.96	\$ 5,707.91	1.89%
MGS-S Customer 3618	\$ 882.17	\$ 945.90	7.22%	\$ 1,769.18	\$ 1,832.92	3.60%
MGS-S Customer 3619	\$ 1,655.92	\$ 1,737.06	4.90%	\$ 4,089.13	\$ 4,170.28	1.98%
MGS-S Customer 3620	\$ 1,912.40	\$ 2,012.63	5.24%	\$ 4,632.76	\$ 4,732.99	2.16%
MGS-S Customer 3621	\$ 5,263.61	\$ 5,439.39	3.34%	\$ 15,011.88	\$ 15,187.66	1.17%
MGS-S Customer 3622	\$ 483.84	\$ 538.56	11.31%	\$ 483.84	\$ 538.56	11.31%
MGS-S Customer 3623	\$ 2,888.11	\$ 3,010.39	4.23%	\$ 7,892.25	\$ 8,014.53	1.55%
MGS-S Customer 3624	\$ 4,693.99	\$ 4,843.81	3.19%	\$ 13,937.26	\$ 14,087.07	1.07%
MGS-S Customer 3625	\$ 2,211.87	\$ 2,318.85	4.84%	\$ 5,698.37	\$ 5,805.35	1.88%
MGS-S Customer 3626	\$ 7,300.34	\$ 7,508.87	2.86%	\$ 23,002.49	\$ 23,211.01	0.91%
MGS-S Customer 3627	\$ 1,387.79	\$ 1,462.89	5.41%	\$ 3,356.43	\$ 3,431.54	2.24%
MGS-S Customer 3628	\$ 2,283.47	\$ 2,392.12	4.76%	\$ 5,951.02	\$ 6,059.68	1.83%
MGS-S Customer 3629	\$ 6,708.14	\$ 6,916.57	3.11%	\$ 20,459.69	\$ 20,668.12	1.02%
MGS-S Customer 3630	\$ 1,699.92	\$ 1,782.01	4.83%	\$ 4,234.96	\$ 4,317.05	1.94%
MGS-S Customer 3631	\$ 3,486.34	\$ 3,624.67	3.97%	\$ 9,188.97	\$ 9,327.30	1.51%
MGS-S Customer 3632	\$ 2,510.60	\$ 2,611.06	4.00%	\$ 6,892.10	\$ 6,992.57	1.46%
MGS-S Customer 3633	\$ 2,497.89	\$ 2,611.26	4.54%	\$ 6,470.17	\$ 6,583.54	1.75%
MGS-S Customer 3634	\$ 3,512.68	\$ 3,635.74	3.50%	\$ 10,123.81	\$ 10,246.87	1.22%
MGS-S Customer 3635	\$ 5,012.42	\$ 5,182.57	3.39%	\$ 14,884.57	\$ 15,054.71	1.14%
MGS-S Customer 3636	\$ 3,599.07	\$ 3,737.30	3.84%	\$ 9,970.01	\$ 10,108.24	1.39%
MGS-S Customer 3637	\$ 1,878.26	\$ 1,977.68	5.29%	\$ 4,531.00	\$ 4,630.42	2.19%

Internal Use

Customer	Distribution 8/23 Prices	Distribution 1/24 Prices	Distribution % Difference	Delivery 8/23 Prices	Delivery 1/24 Prices	Delivery % Difference
MGS-S Customer 3638	\$ 2,579.79	\$ 2,695.06	4.47%	\$ 7,121.17	\$ 7,236.44	1.62%
MGS-S Customer 3639	\$ 1,880.42	\$ 1,979.90	5.29%	\$ 4,629.07	\$ 4,728.55	2.15%
MGS-S Customer 3640	\$ 1,398.64	\$ 1,487.26	6.34%	\$ 3,085.44	\$ 3,174.06	2.87%
MGS-S Customer 3641	\$ 7,068.75	\$ 7,285.16	3.06%	\$ 21,220.09	\$ 21,436.50	1.02%
MGS-S Customer 3642	\$ 3,003.93	\$ 3,128.77	4.16%	\$ 8,290.69	\$ 8,415.52	1.51%
MGS-S Customer 3643	\$ 12,423.82	\$ 12,761.14	2.72%	\$ 38,331.90	\$ 38,669.22	0.88%
MGS-S Customer 3644	\$ 8,532.67	\$ 8,782.60	2.93%	\$ 26,676.65	\$ 26,926.58	0.94%
MGS-S Customer 3645	\$ 10,277.12	\$ 10,578.84	2.94%	\$ 26,920.38	\$ 27,222.10	1.12%
MGS-S Customer 3646	\$ 1,499.10	\$ 1,576.73	5.18%	\$ 3,737.85	\$ 3,815.48	2.08%
MGS-S Customer 3647	\$ 4,149.18	\$ 4,299.85	3.63%	\$ 11,782.04	\$ 11,932.71	1.28%
MGS-S Customer 3648	\$ 3,514.07	\$ 3,650.44	3.88%	\$ 9,850.68	\$ 9,987.05	1.38%
MGS-S Customer 3649	\$ 1,921.81	\$ 2,008.98	4.54%	\$ 5,115.38	\$ 5,202.56	1.70%
MGS-S Customer 3650	\$ 1,669.76	\$ 1,764.50	5.67%	\$ 4,005.62	\$ 4,100.37	2.37%
MGS-S Customer 3651	\$ 1,862.55	\$ 1,961.64	5.32%	\$ 4,554.82	\$ 4,653.91	2.18%
MGS-S Customer 3652	\$ 1,402.24	\$ 1,490.96	6.33%	\$ 3,084.25	\$ 3,172.96	2.88%
MGS-S Customer 3653	\$ 2,326.89	\$ 2,436.52	4.71%	\$ 6,091.17	\$ 6,200.80	1.80%
MGS-S Customer 3654	\$ 1,739.91	\$ 1,822.96	4.77%	\$ 4,381.89	\$ 4,464.94	1.90%
MGS-S Customer 3655	\$ 1,733.34	\$ 1,829.52	5.55%	\$ 4,149.94	\$ 4,246.12	2.32%
MGS-S Customer 3656	\$ 1,639.06	\$ 1,719.84	4.93%	\$ 4,086.45	\$ 4,167.22	1.98%
MGS-S Customer 3657	\$ 1,854.93	\$ 1,953.84	5.33%	\$ 4,478.24	\$ 4,577.15	2.21%
MGS-S Customer 3658	\$ 1,970.06	\$ 2,071.56	5.15%	\$ 4,873.91	\$ 4,975.41	2.08%
MGS-S Customer 3659	\$ 1,734.77	\$ 1,817.72	4.78%	\$ 4,385.92	\$ 4,468.87	1.89%
MGS-S Customer 3660	\$ 2,899.93	\$ 3,009.21	3.77%	\$ 8,157.20	\$ 8,266.48	1.34%
MGS-S Customer 3661	\$ 2,701.31	\$ 2,806.07	3.88%	\$ 7,619.20	\$ 7,723.95	1.37%
MGS-S Customer 3662	\$ 1,530.34	\$ 1,608.67	5.12%	\$ 3,804.45	\$ 3,882.78	2.06%
MGS-S Customer 3663	\$ 2,408.47	\$ 2,519.82	4.62%	\$ 6,184.68	\$ 6,296.03	1.80%
MGS-S Customer 3664	\$ 1,766.23	\$ 1,863.20	5.49%	\$ 4,275.97	\$ 4,372.94	2.27%
MGS-S Customer 3665	\$ 2,814.98	\$ 2,935.57	4.28%	\$ 7,802.48	\$ 7,923.08	1.55%
MGS-S Customer 3666	\$ 1,921.70	\$ 2,008.86	4.54%	\$ 5,022.22	\$ 5,109.38	1.74%
MGS-S Customer 3667	\$ 1,534.02	\$ 1,612.43	5.11%	\$ 3,855.48	\$ 3,933.89	2.03%
MGS-S Customer 3668	\$ 2,672.56	\$ 2,789.91	4.39%	\$ 7,141.67	\$ 7,259.02	1.64%
MGS-S Customer 3669	\$ 2,301.88	\$ 2,410.91	4.74%	\$ 5,932.60	\$ 6,041.63	1.84%
MGS-S Customer 3670	\$ 3,167.83	\$ 3,296.36	4.06%	\$ 8,638.05	\$ 8,766.57	1.49%
MGS-S Customer 3671	\$ 1,572.09	\$ 1,651.38	5.04%	\$ 3,958.85	\$ 4,038.14	2.00%
MGS-S Customer 3672	\$ 1,777.85	\$ 1,874.96	5.46%	\$ 4,203.93	\$ 4,301.04	2.31%
MGS-S Customer 3673	\$ 5,377.53	\$ 5,556.10	3.32%	\$ 15,864.95	\$ 16,043.52	1.13%
MGS-S Customer 3674	\$ 4,303.81	\$ 4,457.99	3.58%	\$ 12,432.80	\$ 12,586.98	1.24%
MGS-S Customer 3675	\$ 1,158.84	\$ 1,242.09	7.18%	\$ 2,319.29	\$ 2,402.55	3.59%
MGS-S Customer 3676	\$ 1,772.55	\$ 1,856.34	4.73%	\$ 4,503.83	\$ 4,587.62	1.86%
MGS-S Customer 3677	\$ 1,515.78	\$ 1,607.02	6.02%	\$ 3,380.51	\$ 3,471.75	2.70%

Internal Use

Customer	Distribution 8/23 Prices	Distribution 1/24 Prices	Distribution % Difference	Delivery 8/23 Prices	Delivery 1/24 Prices	Delivery % Difference
MGS-S Customer 3678	\$ 1,985.56	\$ 2,087.41	5.13%	\$ 4,923.68	\$ 5,025.52	2.07%
MGS-S Customer 3679	\$ 5,523.36	\$ 5,705.13	3.29%	\$ 16,721.10	\$ 16,902.88	1.09%
MGS-S Customer 3680	\$ 5,031.33	\$ 5,201.98	3.39%	\$ 14,990.42	\$ 15,161.06	1.14%
MGS-S Customer 3681	\$ 3,334.10	\$ 3,466.33	3.97%	\$ 9,291.10	\$ 9,423.33	1.42%
MGS-S Customer 3682	\$ 1,945.12	\$ 2,032.83	4.51%	\$ 5,208.18	\$ 5,295.89	1.68%
MGS-S Customer 3683	\$ 5,034.62	\$ 5,205.48	3.39%	\$ 14,804.36	\$ 14,975.21	1.15%
MGS-S Customer 3684	\$ 3,202.12	\$ 3,331.45	4.04%	\$ 8,723.33	\$ 8,852.66	1.48%
MGS-S Customer 3685	\$ 2,279.36	\$ 2,374.65	4.18%	\$ 6,389.54	\$ 6,484.83	1.49%
MGS-S Customer 3686	\$ 5,586.02	\$ 5,769.09	3.28%	\$ 16,661.25	\$ 16,844.32	1.10%
MGS-S Customer 3687	\$ 1,490.30	\$ 1,567.71	5.19%	\$ 3,695.41	\$ 3,772.82	2.09%
MGS-S Customer 3688	\$ 13,434.68	\$ 13,795.05	2.68%	\$ 41,720.87	\$ 42,081.24	0.86%
MGS-S Customer 3689	\$ 2,306.23	\$ 2,402.03	4.15%	\$ 6,252.98	\$ 6,348.79	1.53%
MGS-S Customer 3690	\$ 1,256.28	\$ 1,341.69	6.80%	\$ 2,609.21	\$ 2,694.62	3.27%
MGS-S Customer 3691	\$ 1,948.21	\$ 2,049.21	5.18%	\$ 4,832.10	\$ 4,933.11	2.09%
MGS-S Customer 3692	\$ 8,889.07	\$ 9,147.01	2.90%	\$ 27,284.48	\$ 27,542.43	0.95%
MGS-S Customer 3693	\$ 4,246.24	\$ 4,385.87	3.29%	\$ 12,490.02	\$ 12,629.65	1.12%
MGS-S Customer 3694	\$ 8,961.43	\$ 9,220.75	2.89%	\$ 27,570.42	\$ 27,829.74	0.94%
MGS-S Customer 3695	\$ 15,006.58	\$ 15,402.19	2.64%	\$ 47,916.76	\$ 48,312.36	0.83%
MGS-S Customer 3696	\$ 1,542.84	\$ 1,634.72	5.96%	\$ 3,540.72	\$ 3,632.60	2.59%
MGS-S Customer 3697	\$ 4,195.25	\$ 4,346.97	3.62%	\$ 12,012.25	\$ 12,163.97	1.26%
MGS-S Customer 3698	\$ 4,155.67	\$ 4,306.51	3.63%	\$ 12,149.35	\$ 12,300.19	1.24%
MGS-S Customer 3699	\$ 2,002.57	\$ 2,091.55	4.44%	\$ 5,238.23	\$ 5,327.22	1.70%
MGS-S Customer 3700	\$ 1,943.08	\$ 2,044.04	5.20%	\$ 4,787.35	\$ 4,888.31	2.11%
MGS-S Customer 3701	\$ 4,216.60	\$ 4,368.76	3.61%	\$ 11,966.45	\$ 12,118.61	1.27%
MGS-S Customer 3702	\$ 1,669.17	\$ 1,763.88	5.67%	\$ 3,873.40	\$ 3,968.11	2.45%
MGS-S Customer 3703	\$ 1,983.32	\$ 2,085.13	5.13%	\$ 4,897.33	\$ 4,999.13	2.08%
MGS-S Customer 3704	\$ 3,273.43	\$ 3,404.38	4.00%	\$ 8,924.04	\$ 9,054.98	1.47%
MGS-S Customer 3705	\$ 2,347.44	\$ 2,457.51	4.69%	\$ 6,034.05	\$ 6,144.12	1.82%
MGS-S Customer 3706	\$ 4,289.92	\$ 4,443.73	3.59%	\$ 12,422.32	\$ 12,576.13	1.24%
MGS-S Customer 3707	\$ 1,532.81	\$ 1,611.22	5.12%	\$ 3,870.92	\$ 3,949.33	2.03%
MGS-S Customer 3708	\$ 2,479.91	\$ 2,592.90	4.56%	\$ 6,589.49	\$ 6,702.49	1.71%
MGS-S Customer 3709	\$ 15,177.13	\$ 15,576.56	2.63%	\$ 47,038.77	\$ 47,438.20	0.85%
MGS-S Customer 3710	\$ 1,685.38	\$ 1,780.49	5.64%	\$ 3,996.03	\$ 4,091.14	2.38%
MGS-S Customer 3711	\$ 1,703.67	\$ 1,785.91	4.83%	\$ 4,407.89	\$ 4,490.13	1.87%
MGS-S Customer 3712	\$ 3,480.54	\$ 3,616.15	3.90%	\$ 9,952.99	\$ 10,088.59	1.36%
MGS-S Customer 3713	\$ 3,226.94	\$ 3,357.01	4.03%	\$ 8,736.86	\$ 8,866.92	1.49%
MGS-S Customer 3714	\$ 1,798.17	\$ 1,895.74	5.43%	\$ 4,211.66	\$ 4,309.23	2.32%
MGS-S Customer 3715	\$ 2,099.84	\$ 2,204.33	4.98%	\$ 5,333.71	\$ 5,438.20	1.96%
MGS-S Customer 3716	\$ 1,704.55	\$ 1,800.07	5.60%	\$ 4,034.17	\$ 4,129.69	2.37%
MGS-S Customer 3717	\$ 1,032.93	\$ 1,099.99	6.49%	\$ 2,163.86	\$ 2,230.92	3.10%

Internal Use

Customer	Distribution 8/23 Prices	Distribution 1/24 Prices	Distribution % Difference	Delivery 8/23 Prices	Delivery 1/24 Prices	Delivery % Difference
MGS-S Customer 3718	\$ 2,478.01	\$ 2,591.06	4.56%	\$ 6,507.72	\$ 6,620.77	1.74%
MGS-S Customer 3719	\$ 1,970.12	\$ 2,071.64	5.15%	\$ 4,927.47	\$ 5,028.99	2.06%
MGS-S Customer 3720	\$ 528.70	\$ 584.43	10.54%	\$ 627.79	\$ 683.53	8.88%
MGS-S Customer 3721	\$ 4,343.20	\$ 4,498.24	3.57%	\$ 12,436.90	\$ 12,591.94	1.25%
MGS-S Customer 3722	\$ 1,434.75	\$ 1,524.24	6.24%	\$ 3,354.91	\$ 3,444.40	2.67%
MGS-S Customer 3723	\$ 2,306.12	\$ 2,415.19	4.73%	\$ 5,966.86	\$ 6,075.93	1.83%
MGS-S Customer 3724	\$ 3,940.89	\$ 4,086.85	3.70%	\$ 10,888.70	\$ 11,034.65	1.34%
MGS-S Customer 3725	\$ 11,075.55	\$ 11,382.21	2.77%	\$ 34,143.04	\$ 34,449.70	0.90%
MGS-S Customer 3726	\$ 10,518.29	\$ 10,812.50	2.80%	\$ 32,676.55	\$ 32,970.76	0.90%
MGS-S Customer 3727	\$ 1,279.57	\$ 1,352.30	5.68%	\$ 3,089.89	\$ 3,162.62	2.35%
MGS-S Customer 3728	\$ 483.84	\$ 538.56	11.31%	\$ 621.81	\$ 676.53	8.80%
MGS-S Customer 3729	\$ 2,513.69	\$ 2,614.25	4.00%	\$ 7,004.55	\$ 7,105.10	1.44%
MGS-S Customer 3730	\$ 2,231.44	\$ 2,325.58	4.22%	\$ 6,212.40	\$ 6,306.54	1.52%
MGS-S Customer 3731	\$ 2,368.95	\$ 2,479.47	4.67%	\$ 6,076.36	\$ 6,186.87	1.82%
MGS-S Customer 3732	\$ 2,240.59	\$ 2,348.23	4.80%	\$ 5,586.27	\$ 5,693.90	1.93%
MGS-S Customer 3733	\$ 2,545.49	\$ 2,659.99	4.50%	\$ 6,798.54	\$ 6,913.04	1.68%
MGS-S Customer 3734	\$ 483.84	\$ 538.56	11.31%	\$ 613.47	\$ 668.19	8.92%
MGS-S Customer 3735	\$ 3,531.84	\$ 3,668.59	3.87%	\$ 10,115.42	\$ 10,252.16	1.35%
MGS-S Customer 3736	\$ 1,417.13	\$ 1,506.17	6.28%	\$ 3,139.12	\$ 3,228.16	2.84%
MGS-S Customer 3737	\$ 9,175.06	\$ 9,439.04	2.88%	\$ 28,174.62	\$ 28,438.60	0.94%
MGS-S Customer 3738	\$ 1,420.09	\$ 1,495.91	5.34%	\$ 3,419.67	\$ 3,495.49	2.22%
MGS-S Customer 3739	\$ 1,897.20	\$ 1,983.83	4.57%	\$ 5,072.18	\$ 5,158.80	1.71%
MGS-S Customer 3740	\$ 1,951.63	\$ 2,039.46	4.50%	\$ 5,131.23	\$ 5,219.05	1.71%
MGS-S Customer 3741	\$ 1,614.25	\$ 1,694.47	4.97%	\$ 4,050.76	\$ 4,130.98	1.98%
MGS-S Customer 3742	\$ 5,954.97	\$ 6,146.33	3.21%	\$ 17,514.70	\$ 17,706.06	1.09%
MGS-S Customer 3743	\$ 1,969.27	\$ 2,070.79	5.16%	\$ 5,014.85	\$ 5,116.37	2.02%
MGS-S Customer 3744	\$ 3,165.56	\$ 3,280.77	3.64%	\$ 9,074.11	\$ 9,189.33	1.27%
MGS-S Customer 3745	\$ 2,840.59	\$ 2,961.80	4.27%	\$ 7,714.03	\$ 7,835.24	1.57%
MGS-S Customer 3746	\$ 1,588.93	\$ 1,668.52	5.01%	\$ 3,797.11	\$ 3,876.70	2.10%
MGS-S Customer 3747	\$ 2,616.18	\$ 2,719.01	3.93%	\$ 7,409.92	\$ 7,512.75	1.39%
MGS-S Customer 3748	\$ 1,738.17	\$ 1,821.19	4.78%	\$ 4,511.34	\$ 4,594.36	1.84%
MGS-S Customer 3749	\$ 1,699.15	\$ 1,781.29	4.83%	\$ 4,319.76	\$ 4,401.89	1.90%
MGS-S Customer 3750	\$ 6,951.25	\$ 7,165.22	3.08%	\$ 21,072.42	\$ 21,286.39	1.02%
MGS-S Customer 3751	\$ 3,070.78	\$ 3,197.22	4.12%	\$ 8,346.72	\$ 8,473.15	1.51%
MGS-S Customer 3752	\$ 1,101.62	\$ 1,170.29	6.23%	\$ 2,482.77	\$ 2,551.43	2.77%
MGS-S Customer 3753	\$ 11,572.86	\$ 11,891.29	2.75%	\$ 35,822.85	\$ 36,141.29	0.89%
MGS-S Customer 3754	\$ 1,445.36	\$ 1,535.04	6.20%	\$ 3,227.63	\$ 3,317.31	2.78%
MGS-S Customer 3755	\$ 15,971.66	\$ 16,422.34	2.82%	\$ 38,217.89	\$ 38,668.58	1.18%
MGS-S Customer 3756	\$ 4,586.42	\$ 4,746.95	3.50%	\$ 13,221.99	\$ 13,382.52	1.21%
MGS-S Customer 3757	\$ 3,025.66	\$ 3,150.95	4.14%	\$ 8,233.43	\$ 8,358.73	1.52%

Internal Use

Customer	Distribution 8/23 Prices	Distribution 1/24 Prices	Distribution % Difference	Delivery 8/23 Prices	Delivery 1/24 Prices	Delivery % Difference
MGS-S Customer 3758	\$ 1,552.66	\$ 1,644.80	5.93%	\$ 3,603.31	\$ 3,695.45	2.56%
MGS-S Customer 3759	\$ 1,866.70	\$ 1,965.86	5.31%	\$ 4,548.26	\$ 4,647.42	2.18%
MGS-S Customer 3760	\$ 1,890.84	\$ 1,990.57	5.27%	\$ 4,723.85	\$ 4,823.58	2.11%
MGS-S Customer 3761	\$ 1,656.15	\$ 1,750.59	5.70%	\$ 3,903.44	\$ 3,997.88	2.42%
MGS-S Customer 3762	\$ 1,206.33	\$ 1,277.32	5.88%	\$ 2,708.77	\$ 2,779.76	2.62%
MGS-S Customer 3763	\$ 2,636.63	\$ 2,753.18	4.42%	\$ 6,854.79	\$ 6,971.35	1.70%
MGS-S Customer 3764	\$ 1,852.73	\$ 1,938.34	4.62%	\$ 4,906.47	\$ 4,992.09	1.75%
MGS-S Customer 3765	\$ 3,491.80	\$ 3,627.68	3.89%	\$ 9,719.64	\$ 9,855.52	1.40%
MGS-S Customer 3766	\$ 1,808.66	\$ 1,893.28	4.68%	\$ 4,664.52	\$ 4,749.13	1.81%
MGS-S Customer 3767	\$ 1,727.37	\$ 1,823.45	5.56%	\$ 4,147.24	\$ 4,243.31	2.32%
MGS-S Customer 3768	\$ 5,324.65	\$ 5,501.86	3.33%	\$ 15,849.85	\$ 16,027.06	1.12%
MGS-S Customer 3769	\$ 1,775.42	\$ 1,872.55	5.47%	\$ 4,258.80	\$ 4,355.92	2.28%
MGS-S Customer 3770	\$ 2,106.90	\$ 2,198.23	4.33%	\$ 5,753.44	\$ 5,844.77	1.59%
MGS-S Customer 3771	\$ 1,891.79	\$ 1,991.57	5.27%	\$ 4,627.75	\$ 4,727.53	2.16%
MGS-S Customer 3772	\$ 1,644.33	\$ 1,725.22	4.92%	\$ 4,188.41	\$ 4,269.30	1.93%
MGS-S Customer 3773	\$ 3,154.97	\$ 3,283.29	4.07%	\$ 8,759.01	\$ 8,887.33	1.47%
MGS-S Customer 3774	\$ 5,527.57	\$ 5,709.24	3.29%	\$ 16,017.90	\$ 16,199.56	1.13%
MGS-S Customer 3775	\$ 777.24	\$ 838.60	7.89%	\$ 1,624.60	\$ 1,685.96	3.78%
MGS-S Customer 3776	\$ 1,754.10	\$ 1,837.48	4.75%	\$ 4,608.54	\$ 4,691.92	1.81%
MGS-S Customer 3777	\$ 7,871.99	\$ 8,106.66	2.98%	\$ 24,001.92	\$ 24,236.60	0.98%
MGS-S Customer 3778	\$ 2,019.32	\$ 2,121.97	5.08%	\$ 5,145.85	\$ 5,248.50	1.99%
MGS-S Customer 3779	\$ 2,373.52	\$ 2,484.18	4.66%	\$ 6,226.25	\$ 6,336.92	1.78%
MGS-S Customer 3780	\$ 1,815.47	\$ 1,900.24	4.67%	\$ 4,691.26	\$ 4,776.02	1.81%
MGS-S Customer 3781	\$ 3,496.62	\$ 3,632.67	3.89%	\$ 9,698.43	\$ 9,834.48	1.40%
MGS-S Customer 3782	\$ 1,428.16	\$ 1,517.47	6.25%	\$ 3,200.74	\$ 3,290.04	2.79%
MGS-S Customer 3783	\$ 2,949.04	\$ 3,072.62	4.19%	\$ 8,102.80	\$ 8,226.38	1.53%
MGS-S Customer 3784	\$ 1,864.73	\$ 1,950.61	4.61%	\$ 5,033.65	\$ 5,119.53	1.71%
MGS-S Customer 3785	\$ 2,061.84	\$ 2,165.42	5.02%	\$ 5,267.05	\$ 5,370.64	1.97%
MGS-S Customer 3786	\$ 1,301.68	\$ 1,388.15	6.64%	\$ 2,835.81	\$ 2,922.27	3.05%
MGS-S Customer 3787	\$ 7,491.69	\$ 7,717.98	3.02%	\$ 22,588.73	\$ 22,815.02	1.00%
MGS-S Customer 3788	\$ 5,524.66	\$ 5,706.37	3.29%	\$ 16,420.73	\$ 16,602.44	1.11%
MGS-S Customer 3789	\$ 7,270.11	\$ 7,491.26	3.04%	\$ 21,837.09	\$ 22,058.24	1.01%
MGS-S Customer 3790	\$ 3,515.36	\$ 3,651.77	3.88%	\$ 10,054.38	\$ 10,190.79	1.36%
MGS-S Customer 3791	\$ 5,203.19	\$ 5,377.81	3.36%	\$ 15,370.85	\$ 15,545.47	1.14%
MGS-S Customer 3792	\$ 1,113.50	\$ 1,182.38	6.19%	\$ 2,402.29	\$ 2,471.17	2.87%
MGS-S Customer 3793	\$ 2,353.87	\$ 2,465.08	4.72%	\$ 5,652.76	\$ 5,763.97	1.97%
MGS-S Customer 3794	\$ 1,507.59	\$ 1,598.70	6.04%	\$ 3,334.34	\$ 3,425.45	2.73%
MGS-S Customer 3795	\$ 1,002.24	\$ 1,068.65	6.63%	\$ 2,137.75	\$ 2,204.17	3.11%
MGS-S Customer 3796	\$ 2,384.10	\$ 2,481.72	4.09%	\$ 6,640.51	\$ 6,738.12	1.47%
MGS-S Customer 3797	\$ 2,260.00	\$ 2,368.05	4.78%	\$ 5,704.53	\$ 5,812.58	1.89%

Internal Use

Customer	Distribution 8/23 Prices	Distribution 1/24 Prices	Distribution % Difference	Delivery 8/23 Prices	Delivery 1/24 Prices	Delivery % Difference
MGS-S Customer 3798	\$ 6,956.25	\$ 7,170.28	3.08%	\$ 20,820.06	\$ 21,034.09	1.03%
MGS-S Customer 3799	\$ 1,531.17	\$ 1,609.43	5.11%	\$ 3,680.88	\$ 3,759.14	2.13%
MGS-S Customer 3800	\$ 1,685.66	\$ 1,767.35	4.85%	\$ 4,120.57	\$ 4,202.27	1.98%
MGS-S Customer 3801	\$ 2,519.14	\$ 2,633.12	4.52%	\$ 6,853.21	\$ 6,967.19	1.66%
MGS-S Customer 3802	\$ 9,888.21	\$ 10,168.62	2.84%	\$ 30,299.42	\$ 30,579.83	0.93%
MGS-S Customer 3803	\$ 2,408.74	\$ 2,520.18	4.63%	\$ 6,247.55	\$ 6,358.98	1.78%
MGS-S Customer 3804	\$ 1,526.98	\$ 1,605.22	5.12%	\$ 3,736.46	\$ 3,814.70	2.09%
MGS-S Customer 3805	\$ 1,582.19	\$ 1,674.94	5.86%	\$ 3,711.56	\$ 3,804.30	2.50%
MGS-S Customer 3806	\$ 3,364.94	\$ 3,497.93	3.95%	\$ 9,534.33	\$ 9,667.32	1.39%
MGS-S Customer 3807	\$ 1,389.87	\$ 1,478.31	6.36%	\$ 3,093.46	\$ 3,181.90	2.86%
MGS-S Customer 3808	\$ 2,278.77	\$ 2,374.00	4.18%	\$ 6,251.77	\$ 6,347.00	1.52%
MGS-S Customer 3809	\$ 2,197.21	\$ 2,303.88	4.85%	\$ 5,676.20	\$ 5,782.87	1.88%
MGS-S Customer 3810	\$ 2,810.68	\$ 2,931.24	4.29%	\$ 7,631.09	\$ 7,751.65	1.58%
MGS-S Customer 3811	\$ 2,555.39	\$ 2,670.12	4.49%	\$ 6,752.40	\$ 6,867.13	1.70%
MGS-S Customer 3812	\$ 1,690.11	\$ 1,772.04	4.85%	\$ 4,303.25	\$ 4,385.18	1.90%
MGS-S Customer 3813	\$ 2,190.89	\$ 2,284.15	4.26%	\$ 6,086.07	\$ 6,179.33	1.53%
MGS-S Customer 3814	\$ 3,201.50	\$ 3,330.79	4.04%	\$ 8,855.18	\$ 8,984.46	1.46%
MGS-S Customer 3815	\$ 2,263.83	\$ 2,358.76	4.19%	\$ 6,089.71	\$ 6,184.63	1.56%
MGS-S Customer 3816	\$ 3,645.37	\$ 3,771.51	3.46%	\$ 10,896.06	\$ 11,022.21	1.16%
MGS-S Customer 3817	\$ 2,086.38	\$ 2,190.57	4.99%	\$ 5,311.44	\$ 5,415.63	1.96%
MGS-S Customer 3818	\$ 5,262.46	\$ 5,438.20	3.34%	\$ 15,312.45	\$ 15,488.19	1.15%
MGS-S Customer 3819	\$ 703.83	\$ 776.78	10.36%	\$ 871.71	\$ 944.66	8.37%
MGS-S Customer 3820	\$ 9,624.78	\$ 9,899.53	2.85%	\$ 30,319.10	\$ 30,593.84	0.91%
MGS-S Customer 3821	\$ 1,615.45	\$ 1,695.75	4.97%	\$ 4,074.78	\$ 4,155.08	1.97%
MGS-S Customer 3822	\$ 3,458.09	\$ 3,593.20	3.91%	\$ 9,702.20	\$ 9,837.31	1.39%
MGS-S Customer 3823	\$ 1,989.55	\$ 2,078.24	4.46%	\$ 5,183.74	\$ 5,272.43	1.71%
MGS-S Customer 3824	\$ 2,008.11	\$ 2,097.26	4.44%	\$ 5,427.24	\$ 5,516.39	1.64%
MGS-S Customer 3825	\$ 1,509.68	\$ 1,587.54	5.16%	\$ 3,791.79	\$ 3,869.65	2.05%
MGS-S Customer 3826	\$ 1,909.75	\$ 2,009.90	5.24%	\$ 4,667.00	\$ 4,767.15	2.15%
MGS-S Customer 3827	\$ 6,984.26	\$ 7,198.86	3.07%	\$ 21,074.09	\$ 21,288.69	1.02%
MGS-S Customer 3828	\$ 19,610.71	\$ 20,136.62	2.68%	\$ 51,599.22	\$ 52,125.13	1.02%
MGS-S Customer 3829	\$ 1,572.93	\$ 1,665.47	5.88%	\$ 3,552.93	\$ 3,645.47	2.60%
MGS-S Customer 3830	\$ 1,470.58	\$ 1,560.87	6.14%	\$ 3,350.37	\$ 3,440.66	2.69%
MGS-S Customer 3831	\$ 11,262.60	\$ 11,579.05	2.81%	\$ 32,175.00	\$ 32,491.45	0.98%
MGS-S Customer 3832	\$ 1,576.41	\$ 1,655.77	5.03%	\$ 3,942.44	\$ 4,021.81	2.01%
MGS-S Customer 3833	\$ 2,384.21	\$ 2,495.08	4.65%	\$ 6,258.87	\$ 6,369.74	1.77%
MGS-S Customer 3834	\$ 2,123.03	\$ 2,214.73	4.32%	\$ 5,841.40	\$ 5,933.09	1.57%
MGS-S Customer 3835	\$ 2,615.16	\$ 2,717.97	3.93%	\$ 7,057.91	\$ 7,160.72	1.46%
MGS-S Customer 3836	\$ 795.39	\$ 870.42	9.43%	\$ 1,178.30	\$ 1,253.33	6.37%
MGS-S Customer 3837	\$ 3,537.26	\$ 3,674.11	3.87%	\$ 9,908.39	\$ 10,045.25	1.38%

Customer	Distribution 8/23 Prices	Distribution 1/24 Prices	Distribution % Difference	Delivery 8/23 Prices	Delivery 1/24 Prices	Delivery % Difference
MGS-S Customer 3838	\$ 2,976.14	\$ 3,100.35	4.17%	\$ 8,101.29	\$ 8,225.50	1.53%
MGS-S Customer 3839	\$ 657.39	\$ 716.04	8.92%	\$ 1,042.24	\$ 1,100.88	5.63%
MGS-S Customer 3840	\$ 8,870.43	\$ 9,127.82	2.90%	\$ 26,931.81	\$ 27,189.20	0.96%
MGS-S Customer 3841	\$ 16,692.01	\$ 17,141.73	2.69%	\$ 45,112.97	\$ 45,562.70	1.00%
MGS-S Customer 3842	\$ 2,463.95	\$ 2,576.62	4.57%	\$ 6,527.79	\$ 6,640.45	1.73%
MGS-S Customer 3843	\$ 2,578.48	\$ 2,693.69	4.47%	\$ 6,784.68	\$ 6,899.89	1.70%
MGS-S Customer 3844	\$ 2,483.66	\$ 2,583.55	4.02%	\$ 6,891.66	\$ 6,991.56	1.45%
MGS-S Customer 3845	\$ 1,675.65	\$ 1,770.53	5.66%	\$ 3,947.45	\$ 4,042.33	2.40%
MGS-S Customer 3846	\$ 1,119.78	\$ 1,188.82	6.17%	\$ 2,474.77	\$ 2,543.81	2.79%
MGS-S Customer 3847	\$ 3,579.12	\$ 3,717.01	3.85%	\$ 9,978.51	\$ 10,116.39	1.38%
MGS-S Customer 3848	\$ 1,308.08	\$ 1,381.37	5.60%	\$ 3,040.99	\$ 3,114.28	2.41%
MGS-S Customer 3849	\$ 1,313.38	\$ 1,386.81	5.59%	\$ 3,246.86	\$ 3,320.29	2.26%
MGS-S Customer 3850	\$ 1,946.31	\$ 2,047.29	5.19%	\$ 4,982.00	\$ 5,082.99	2.03%
MGS-S Customer 3851	\$ 2,096.82	\$ 2,187.93	4.35%	\$ 5,547.70	\$ 5,638.81	1.64%
MGS-S Customer 3852	\$ 1,351.13	\$ 1,438.69	6.48%	\$ 2,953.05	\$ 3,040.62	2.97%
MGS-S Customer 3853	\$ 1,095.16	\$ 1,163.63	6.25%	\$ 2,372.80	\$ 2,441.27	2.89%
MGS-S Customer 3854	\$ 2,374.93	\$ 2,472.31	4.10%	\$ 6,421.30	\$ 6,518.68	1.52%
MGS-S Customer 3855	\$ 1,418.27	\$ 1,507.35	6.28%	\$ 3,204.00	\$ 3,293.08	2.78%
MGS-S Customer 3856	\$ 1,525.12	\$ 1,616.60	6.00%	\$ 3,554.30	\$ 3,645.78	2.57%
MGS-S Customer 3857	\$ 4,306.44	\$ 4,460.63	3.58%	\$ 12,038.64	\$ 12,192.83	1.28%
MGS-S Customer 3858	\$ 2,597.75	\$ 2,713.44	4.45%	\$ 6,932.59	\$ 7,048.28	1.67%
MGS-S Customer 3859	\$ 1,345.82	\$ 1,433.26	6.50%	\$ 2,955.16	\$ 3,042.60	2.96%
MGS-S Customer 3860	\$ 1,443.11	\$ 1,532.75	6.21%	\$ 3,221.41	\$ 3,311.05	2.78%
MGS-S Customer 3861	\$ 1,543.66	\$ 1,635.56	5.95%	\$ 3,565.71	\$ 3,657.61	2.58%
MGS-S Customer 3862	\$ 1,527.56	\$ 1,619.10	5.99%	\$ 3,528.68	\$ 3,620.22	2.59%
MGS-S Customer 3863	\$ 5,858.94	\$ 6,050.23	3.26%	\$ 16,532.49	\$ 16,723.78	1.16%
MGS-S Customer 3864	\$ 3,489.20	\$ 3,624.99	3.89%	\$ 9,786.59	\$ 9,922.38	1.39%
MGS-S Customer 3865	\$ 2,866.54	\$ 2,988.24	4.25%	\$ 7,706.74	\$ 7,828.44	1.58%
MGS-S Customer 3866	\$ 1,204.49	\$ 1,275.41	5.89%	\$ 2,669.51	\$ 2,740.43	2.66%
MGS-S Customer 3867	\$ 1,361.16	\$ 1,448.99	6.45%	\$ 3,084.73	\$ 3,172.56	2.85%
MGS-S Customer 3868	\$ 8,057.17	\$ 8,299.43	3.01%	\$ 22,932.57	\$ 23,174.83	1.06%
MGS-S Customer 3869	\$ 756.57	\$ 817.43	8.04%	\$ 1,351.25	\$ 1,412.11	4.50%
MGS-S Customer 3870	\$ 6,696.29	\$ 6,904.43	3.11%	\$ 20,512.73	\$ 20,720.86	1.01%
MGS-S Customer 3871	\$ 1,761.97	\$ 1,858.81	5.50%	\$ 4,326.12	\$ 4,422.96	2.24%
MGS-S Customer 3872	\$ 7,394.23	\$ 7,617.99	3.03%	\$ 21,853.32	\$ 22,077.07	1.02%
MGS-S Customer 3873	\$ 2,361.83	\$ 2,458.95	4.11%	\$ 6,604.03	\$ 6,701.14	1.47%
MGS-S Customer 3874	\$ 4,830.16	\$ 4,982.95	3.16%	\$ 14,500.45	\$ 14,653.24	1.05%
MGS-S Customer 3875	\$ 1,306.11	\$ 1,392.65	6.63%	\$ 2,818.68	\$ 2,905.23	3.07%
MGS-S Customer 3876	\$ 2,831.88	\$ 2,952.89	4.27%	\$ 7,598.61	\$ 7,719.61	1.59%
MGS-S Customer 3877	\$ 2,268.72	\$ 2,377.84	4.81%	\$ 5,456.36	\$ 5,565.49	2.00%

Internal Use

Customer	Distribution 8/23 Prices	Distribution 1/24 Prices	Distribution % Difference	Delivery 8/23 Prices	Delivery 1/24 Prices	Delivery % Difference
MGS-S Customer 3878	\$ 1,586.48	\$ 1,666.09	5.02%	\$ 4,035.05	\$ 4,114.66	1.97%
MGS-S Customer 3879	\$ 6,277.73	\$ 6,476.41	3.16%	\$ 18,997.89	\$ 19,196.58	1.05%
MGS-S Customer 3880	\$ 1,210.64	\$ 1,281.76	5.87%	\$ 2,808.87	\$ 2,879.99	2.53%
MGS-S Customer 3881	\$ 1,934.80	\$ 2,022.28	4.52%	\$ 5,162.76	\$ 5,250.24	1.69%
MGS-S Customer 3882	\$ 2,468.71	\$ 2,568.20	4.03%	\$ 6,930.23	\$ 7,029.72	1.44%
MGS-S Customer 3883	\$ 12,578.38	\$ 12,919.32	2.71%	\$ 38,674.46	\$ 39,015.40	0.88%
MGS-S Customer 3884	\$ 2,164.81	\$ 2,257.45	4.28%	\$ 5,806.44	\$ 5,899.08	1.60%
MGS-S Customer 3885	\$ 1,814.96	\$ 1,899.70	4.67%	\$ 4,790.95	\$ 4,875.70	1.77%
MGS-S Customer 3886	\$ 1,622.83	\$ 1,716.49	5.77%	\$ 3,774.93	\$ 3,868.59	2.48%
MGS-S Customer 3887	\$ 9,366.24	\$ 9,634.48	2.86%	\$ 28,970.09	\$ 29,238.33	0.93%
MGS-S Customer 3888	\$ 1,698.42	\$ 1,780.53	4.83%	\$ 4,359.67	\$ 4,441.78	1.88%
MGS-S Customer 3889	\$ 2,033.16	\$ 2,136.11	5.06%	\$ 5,151.22	\$ 5,254.17	2.00%
MGS-S Customer 3890	\$ 5,290.54	\$ 5,467.05	3.34%	\$ 15,504.14	\$ 15,680.65	1.14%
MGS-S Customer 3891	\$ 4,763.31	\$ 4,927.84	3.45%	\$ 13,576.64	\$ 13,741.16	1.21%
MGS-S Customer 3892	\$ 1,847.86	\$ 1,933.44	4.63%	\$ 4,765.94	\$ 4,851.52	1.80%
MGS-S Customer 3893	\$ 1,620.71	\$ 1,701.08	4.96%	\$ 4,189.21	\$ 4,269.58	1.92%
MGS-S Customer 3894	\$ 1,313.35	\$ 1,386.73	5.59%	\$ 3,054.73	\$ 3,128.11	2.40%
MGS-S Customer 3895	\$ 1,103.07	\$ 1,171.70	6.22%	\$ 2,354.19	\$ 2,422.83	2.92%
MGS-S Customer 3896	\$ 1,732.98	\$ 1,815.87	4.78%	\$ 4,434.18	\$ 4,517.07	1.87%
MGS-S Customer 3897	\$ 900.02	\$ 964.07	7.12%	\$ 1,719.60	\$ 1,783.65	3.72%
MGS-S Customer 3898	\$ 1,633.52	\$ 1,714.18	4.94%	\$ 4,113.71	\$ 4,194.37	1.96%
MGS-S Customer 3899	\$ 1,412.79	\$ 1,488.39	5.35%	\$ 3,319.01	\$ 3,394.61	2.28%
MGS-S Customer 3900	\$ 1,099.35	\$ 1,181.22	7.45%	\$ 2,135.51	\$ 2,217.39	3.83%
MGS-S Customer 3901	\$ 2,464.75	\$ 2,577.39	4.57%	\$ 6,508.83	\$ 6,621.48	1.73%
MGS-S Customer 3902	\$ 2,344.30	\$ 2,454.25	4.69%	\$ 6,067.44	\$ 6,177.38	1.81%
MGS-S Customer 3903	\$ 2,092.16	\$ 2,183.17	4.35%	\$ 5,606.96	\$ 5,697.97	1.62%
MGS-S Customer 3904	\$ 1,422.37	\$ 1,511.52	6.27%	\$ 3,149.48	\$ 3,238.63	2.83%
MGS-S Customer 3905	\$ 2,290.01	\$ 2,398.78	4.75%	\$ 6,058.08	\$ 6,166.86	1.80%
MGS-S Customer 3906	\$ 3,145.44	\$ 3,273.49	4.07%	\$ 8,483.58	\$ 8,611.63	1.51%
MGS-S Customer 3907	\$ 3,488.23	\$ 3,623.96	3.89%	\$ 9,619.99	\$ 9,755.71	1.41%
MGS-S Customer 3908	\$ 1,914.57	\$ 2,001.60	4.55%	\$ 5,061.99	\$ 5,149.03	1.72%
MGS-S Customer 3909	\$ 6,794.27	\$ 7,004.67	3.10%	\$ 19,860.87	\$ 20,071.27	1.06%
MGS-S Customer 3910	\$ 3,111.00	\$ 3,238.21	4.09%	\$ 8,380.01	\$ 8,507.22	1.52%
MGS-S Customer 3911	\$ 4,667.41	\$ 4,829.81	3.48%	\$ 13,594.90	\$ 13,757.30	1.19%
MGS-S Customer 3912	\$ 2,626.58	\$ 2,742.85	4.43%	\$ 6,953.06	\$ 7,069.33	1.67%
MGS-S Customer 3913	\$ 1,796.96	\$ 1,894.57	5.43%	\$ 4,313.62	\$ 4,411.22	2.26%
MGS-S Customer 3914	\$ 3,509.08	\$ 3,632.06	3.50%	\$ 10,320.86	\$ 10,443.84	1.19%
MGS-S Customer 3915	\$ 2,092.35	\$ 2,183.36	4.35%	\$ 5,666.12	\$ 5,757.13	1.61%
MGS-S Customer 3916	\$ 2,417.99	\$ 2,516.33	4.07%	\$ 6,825.35	\$ 6,923.70	1.44%
MGS-S Customer 3917	\$ 2,457.37	\$ 2,569.87	4.58%	\$ 6,487.51	\$ 6,600.02	1.73%

Internal Use

Customer	Distribution 8/23 Prices	Distribution 1/24 Prices	Distribution % Difference	Delivery 8/23 Prices	Delivery 1/24 Prices	Delivery % Difference
MGS-S Customer 3918	\$ 5,652.85	\$ 5,837.47	3.27%	\$ 16,994.72	\$ 17,179.34	1.09%
MGS-S Customer 3919	\$ 2,419.69	\$ 2,531.31	4.61%	\$ 6,237.50	\$ 6,349.12	1.79%
MGS-S Customer 3920	\$ 16,283.69	\$ 16,710.54	2.62%	\$ 50,444.37	\$ 50,871.22	0.85%
MGS-S Customer 3921	\$ 2,525.88	\$ 2,626.65	3.99%	\$ 7,061.47	\$ 7,162.24	1.43%
MGS-S Customer 3922	\$ 1,954.33	\$ 2,042.23	4.50%	\$ 5,258.01	\$ 5,345.91	1.67%
MGS-S Customer 3923	\$ 2,581.07	\$ 2,697.20	4.50%	\$ 6,626.39	\$ 6,742.52	1.75%
MGS-S Customer 3924	\$ 2,791.27	\$ 2,911.29	4.30%	\$ 7,597.02	\$ 7,717.05	1.58%
MGS-S Customer 3925	\$ 2,402.53	\$ 2,513.78	4.63%	\$ 6,335.89	\$ 6,447.14	1.76%
MGS-S Customer 3926	\$ 1,373.07	\$ 1,447.85	5.45%	\$ 3,326.53	\$ 3,401.31	2.25%
MGS-S Customer 3927	\$ 2,232.40	\$ 2,326.58	4.22%	\$ 6,115.62	\$ 6,209.79	1.54%
MGS-S Customer 3928	\$ 1,776.59	\$ 1,873.73	5.47%	\$ 4,246.54	\$ 4,343.68	2.29%
MGS-S Customer 3929	\$ 2,060.66	\$ 2,164.22	5.03%	\$ 5,088.75	\$ 5,192.31	2.04%
MGS-S Customer 3930	\$ 3,366.04	\$ 3,485.81	3.56%	\$ 9,714.46	\$ 9,834.23	1.23%
MGS-S Customer 3931	\$ 2,890.75	\$ 3,013.09	4.23%	\$ 7,829.34	\$ 7,951.68	1.56%
MGS-S Customer 3932	\$ 3,075.91	\$ 3,202.37	4.11%	\$ 8,528.69	\$ 8,655.16	1.48%
MGS-S Customer 3933	\$ 4,638.76	\$ 4,800.56	3.49%	\$ 13,334.60	\$ 13,496.40	1.21%
MGS-S Customer 3934	\$ 2,558.45	\$ 2,673.25	4.49%	\$ 6,709.43	\$ 6,824.23	1.71%
MGS-S Customer 3935	\$ 2,070.77	\$ 2,174.55	5.01%	\$ 5,298.81	\$ 5,402.60	1.96%
MGS-S Customer 3936	\$ 1,506.67	\$ 1,584.42	5.16%	\$ 3,729.56	\$ 3,807.31	2.08%
MGS-S Customer 3937	\$ 2,325.41	\$ 2,435.01	4.71%	\$ 5,994.61	\$ 6,104.21	1.83%
MGS-S Customer 3938	\$ 2,662.50	\$ 2,779.67	4.40%	\$ 7,035.51	\$ 7,152.68	1.67%
MGS-S Customer 3939	\$ 1,680.90	\$ 1,775.89	5.65%	\$ 3,938.54	\$ 4,033.53	2.41%
MGS-S Customer 3940	\$ 3,030.11	\$ 3,142.27	3.70%	\$ 8,723.72	\$ 8,835.87	1.29%
MGS-S Customer 3941	\$ 1,586.98	\$ 1,679.84	5.85%	\$ 3,633.84	\$ 3,726.71	2.56%
MGS-S Customer 3942	\$ 5,135.52	\$ 5,308.60	3.37%	\$ 14,703.43	\$ 14,876.51	1.18%
MGS-S Customer 3943	\$ 1,430.28	\$ 1,519.61	6.25%	\$ 3,200.12	\$ 3,289.45	2.79%
MGS-S Customer 3944	\$ 6,367.76	\$ 6,573.65	3.23%	\$ 16,695.37	\$ 16,901.26	1.23%
MGS-S Customer 3945	\$ 1,776.59	\$ 1,873.73	5.47%	\$ 4,234.79	\$ 4,331.93	2.29%
MGS-S Customer 3946	\$ 6,802.82	\$ 7,013.29	3.09%	\$ 20,460.93	\$ 20,671.40	1.03%
MGS-S Customer 3947	\$ 2,068.36	\$ 2,158.83	4.37%	\$ 5,600.80	\$ 5,691.26	1.62%
MGS-S Customer 3948	\$ 1,372.68	\$ 1,447.45	5.45%	\$ 3,360.78	\$ 3,435.55	2.22%
MGS-S Customer 3949	\$ 3,457.98	\$ 3,593.06	3.91%	\$ 9,711.18	\$ 9,846.25	1.39%
MGS-S Customer 3950	\$ 2,989.32	\$ 3,113.86	4.17%	\$ 8,183.62	\$ 8,308.17	1.52%
MGS-S Customer 3951	\$ 1,907.68	\$ 1,994.52	4.55%	\$ 4,979.41	\$ 5,066.24	1.74%
MGS-S Customer 3952	\$ 1,873.41	\$ 1,972.73	5.30%	\$ 4,537.26	\$ 4,636.57	2.19%
MGS-S Customer 3953	\$ 2,057.21	\$ 2,147.43	4.39%	\$ 5,538.07	\$ 5,628.28	1.63%
MGS-S Customer 3954	\$ 2,741.18	\$ 2,860.08	4.34%	\$ 7,300.46	\$ 7,419.36	1.63%
MGS-S Customer 3955	\$ 1,970.05	\$ 2,071.57	5.15%	\$ 4,950.40	\$ 5,051.92	2.05%
MGS-S Customer 3956	\$ 2,575.26	\$ 2,690.43	4.47%	\$ 6,879.43	\$ 6,994.60	1.67%
MGS-S Customer 3957	\$ 2,699.10	\$ 2,817.07	4.37%	\$ 7,143.12	\$ 7,261.09	1.65%

Internal Use

Customer	Distribution 8/23 Prices	Distribution 1/24 Prices	Distribution % Difference	Delivery 8/23 Prices	Delivery 1/24 Prices	Delivery % Difference
MGS-S Customer 3958	\$ 1,129.20	\$ 1,198.43	6.13%	\$ 2,464.15	\$ 2,533.38	2.81%
MGS-S Customer 3959	\$ 1,510.01	\$ 1,601.16	6.04%	\$ 3,455.33	\$ 3,546.48	2.64%
MGS-S Customer 3960	\$ 3,692.82	\$ 3,833.07	3.80%	\$ 10,175.52	\$ 10,315.76	1.38%
MGS-S Customer 3961	\$ 1,644.82	\$ 1,725.72	4.92%	\$ 4,225.02	\$ 4,305.92	1.91%
MGS-S Customer 3962	\$ 1,906.97	\$ 2,007.01	5.25%	\$ 4,591.25	\$ 4,691.29	2.18%
MGS-S Customer 3963	\$ 2,389.89	\$ 2,487.60	4.09%	\$ 6,631.83	\$ 6,729.54	1.47%
MGS-S Customer 3964	\$ 1,139.13	\$ 1,208.57	6.10%	\$ 2,464.33	\$ 2,533.77	2.82%
MGS-S Customer 3965	\$ 861.59	\$ 924.80	7.34%	\$ 1,643.91	\$ 1,707.12	3.85%
MGS-S Customer 3966	\$ 3,721.77	\$ 3,862.78	3.79%	\$ 10,519.92	\$ 10,660.93	1.34%
MGS-S Customer 3967	\$ 880.60	\$ 944.27	7.23%	\$ 1,765.19	\$ 1,828.86	3.61%
MGS-S Customer 3968	\$ 1,855.47	\$ 1,941.14	4.62%	\$ 4,923.48	\$ 5,009.15	1.74%
MGS-S Customer 3969	\$ 2,387.45	\$ 2,498.43	4.65%	\$ 6,311.45	\$ 6,422.44	1.76%
MGS-S Customer 3970	\$ 16,097.50	\$ 16,517.84	2.61%	\$ 51,535.28	\$ 51,955.62	0.82%
MGS-S Customer 3971	\$ 1,694.00	\$ 1,776.02	4.84%	\$ 4,282.86	\$ 4,364.88	1.92%
MGS-S Customer 3972	\$ 17,319.41	\$ 17,767.13	2.59%	\$ 54,672.77	\$ 55,120.49	0.82%
MGS-S Customer 3973	\$ 3,985.45	\$ 4,132.39	3.69%	\$ 11,289.82	\$ 11,436.77	1.30%
MGS-S Customer 3974	\$ 555.77	\$ 612.12	10.14%	\$ 715.52	\$ 771.87	7.88%
MGS-S Customer 3975	\$ 483.84	\$ 538.56	11.31%	\$ 575.48	\$ 630.20	9.51%
MGS-S Customer 3976	\$ 1,524.58	\$ 1,602.82	5.13%	\$ 3,882.23	\$ 3,960.47	2.02%
MGS-S Customer 3977	\$ 6,308.96	\$ 6,510.75	3.20%	\$ 17,971.99	\$ 18,173.78	1.12%
MGS-S Customer 3978	\$ 1,418.73	\$ 1,494.44	5.34%	\$ 3,304.68	\$ 3,380.39	2.29%
MGS-S Customer 3979	\$ 1,018.57	\$ 1,085.30	6.55%	\$ 2,117.14	\$ 2,183.87	3.15%
MGS-S Customer 3980	\$ 5,097.66	\$ 5,269.76	3.38%	\$ 15,035.57	\$ 15,207.68	1.14%
MGS-S Customer 3981	\$ 3,660.08	\$ 3,799.74	3.82%	\$ 10,561.16	\$ 10,700.81	1.32%
MGS-S Customer 3982	\$ 6,125.20	\$ 6,320.47	3.19%	\$ 18,200.78	\$ 18,396.05	1.07%
MGS-S Customer 3983	\$ 948.46	\$ 1,013.69	6.88%	\$ 1,967.82	\$ 2,033.06	3.32%
MGS-S Customer 3984	\$ 5,291.61	\$ 5,467.97	3.33%	\$ 15,760.67	\$ 15,937.03	1.12%
MGS-S Customer 3985	\$ 3,391.06	\$ 3,524.61	3.94%	\$ 9,534.54	\$ 9,668.10	1.40%
MGS-S Customer 3986	\$ 2,609.41	\$ 2,725.34	4.44%	\$ 6,873.61	\$ 6,989.54	1.69%
MGS-S Customer 3987	\$ 1,626.30	\$ 1,706.79	4.95%	\$ 4,174.92	\$ 4,255.41	1.93%
MGS-S Customer 3988	\$ 895.77	\$ 959.75	7.14%	\$ 1,768.31	\$ 1,832.30	3.62%
MGS-S Customer 3989	\$ 2,270.23	\$ 2,378.52	4.77%	\$ 5,887.63	\$ 5,995.93	1.84%
MGS-S Customer 3990	\$ 7,775.23	\$ 8,007.66	2.99%	\$ 23,461.92	\$ 23,694.35	0.99%
MGS-S Customer 3991	\$ 548.38	\$ 604.56	10.24%	\$ 693.00	\$ 749.18	8.11%
MGS-S Customer 3992	\$ 1,884.29	\$ 1,970.60	4.58%	\$ 4,925.06	\$ 5,011.38	1.75%
MGS-S Customer 3993	\$ 12,785.73	\$ 13,131.14	2.70%	\$ 39,784.82	\$ 40,130.22	0.87%
MGS-S Customer 3994	\$ 2,404.10	\$ 2,515.40	4.63%	\$ 6,210.19	\$ 6,321.49	1.79%
MGS-S Customer 3995	\$ 6,016.85	\$ 6,209.78	3.21%	\$ 18,020.92	\$ 18,213.85	1.07%
MGS-S Customer 3996	\$ 3,004.59	\$ 3,116.16	3.71%	\$ 8,423.04	\$ 8,534.62	1.32%
MGS-S Customer 3997	\$ 1,927.96	\$ 2,015.27	4.53%	\$ 5,105.90	\$ 5,193.20	1.71%

Internal Use

Customer	Distribution 8/23 Prices	Distribution 1/24 Prices	Distribution % Difference	Delivery 8/23 Prices	Delivery 1/24 Prices	Delivery % Difference
MGS-S Customer 3998	\$ 3,126.53	\$ 3,240.92	3.66%	\$ 8,851.08	\$ 8,965.48	1.29%
MGS-S Customer 3999	\$ 4,947.08	\$ 5,115.79	3.41%	\$ 14,416.67	\$ 14,585.39	1.17%
MGS-S Customer 4000	\$ 2,243.46	\$ 2,337.87	4.21%	\$ 6,172.24	\$ 6,266.65	1.53%
MGS-S Customer 4001	\$ 2,210.36	\$ 2,304.02	4.24%	\$ 5,940.49	\$ 6,034.15	1.58%
MGS-S Customer 4002	\$ 1,463.43	\$ 1,540.23	5.25%	\$ 3,552.72	\$ 3,629.52	2.16%
MGS-S Customer 4003	\$ 7,530.76	\$ 7,757.66	3.01%	\$ 22,725.81	\$ 22,952.71	1.00%
MGS-S Customer 4004	\$ 1,998.46	\$ 2,100.65	5.11%	\$ 4,935.06	\$ 5,037.24	2.07%
MGS-S Customer 4005	\$ 922.50	\$ 987.15	7.01%	\$ 2,175.10	\$ 2,239.75	2.97%
MGS-S Customer 4006	\$ 1,195.67	\$ 1,266.45	5.92%	\$ 2,733.40	\$ 2,804.18	2.59%
MGS-S Customer 4007	\$ 1,527.43	\$ 1,605.68	5.12%	\$ 3,757.61	\$ 3,835.86	2.08%
MGS-S Customer 4008	\$ 3,847.04	\$ 3,977.63	3.39%	\$ 11,230.93	\$ 11,361.52	1.16%
MGS-S Customer 4009	\$ 6,494.10	\$ 6,697.65	3.13%	\$ 19,766.98	\$ 19,970.52	1.03%
MGS-S Customer 4010	\$ 1,851.02	\$ 1,936.53	4.62%	\$ 4,678.22	\$ 4,763.74	1.83%
MGS-S Customer 4011	\$ 2,468.85	\$ 2,568.30	4.03%	\$ 6,605.80	\$ 6,705.25	1.51%
MGS-S Customer 4012	\$ 3,583.09	\$ 3,720.98	3.85%	\$ 10,131.90	\$ 10,269.80	1.36%
MGS-S Customer 4013	\$ 2,617.41	\$ 2,733.55	4.44%	\$ 7,105.19	\$ 7,221.33	1.63%
MGS-S Customer 4014	\$ 4,627.21	\$ 4,788.62	3.49%	\$ 13,412.56	\$ 13,573.98	1.20%
MGS-S Customer 4015	\$ 1,629.23	\$ 1,709.81	4.95%	\$ 4,267.07	\$ 4,347.65	1.89%
MGS-S Customer 4016	\$ 5,405.11	\$ 5,584.13	3.31%	\$ 15,753.19	\$ 15,932.21	1.14%
MGS-S Customer 4017	\$ 1,250.86	\$ 1,336.16	6.82%	\$ 2,629.97	\$ 2,715.27	3.24%
MGS-S Customer 4018	\$ 10,545.69	\$ 10,844.58	2.83%	\$ 30,932.23	\$ 31,231.11	0.97%
MGS-S Customer 4019	\$ 12,913.53	\$ 13,261.95	2.70%	\$ 40,605.55	\$ 40,953.97	0.86%
MGS-S Customer 4020	\$ 5,130.53	\$ 5,303.32	3.37%	\$ 14,893.38	\$ 15,066.16	1.16%
MGS-S Customer 4021	\$ 1,297.02	\$ 1,370.09	5.63%	\$ 3,016.12	\$ 3,089.19	2.42%
MGS-S Customer 4022	\$ 1,511.14	\$ 1,589.08	5.16%	\$ 3,835.11	\$ 3,913.06	2.03%
MGS-S Customer 4023	\$ 4,011.76	\$ 4,159.26	3.68%	\$ 11,394.36	\$ 11,541.86	1.29%
MGS-S Customer 4024	\$ 2,622.55	\$ 2,725.52	3.93%	\$ 7,398.51	\$ 7,501.48	1.39%
MGS-S Customer 4025	\$ 3,495.47	\$ 3,618.13	3.51%	\$ 10,122.56	\$ 10,245.21	1.21%
MGS-S Customer 4026	\$ 493.56	\$ 548.50	11.13%	\$ 515.84	\$ 570.78	10.65%
MGS-S Customer 4027	\$ 4,082.82	\$ 4,231.96	3.65%	\$ 11,433.09	\$ 11,582.23	1.30%
MGS-S Customer 4028	\$ 1,842.28	\$ 1,940.90	5.35%	\$ 4,494.01	\$ 4,592.63	2.19%
MGS-S Customer 4029	\$ 1,420.93	\$ 1,496.72	5.33%	\$ 3,338.62	\$ 3,414.41	2.27%
MGS-S Customer 4030	\$ 1,928.89	\$ 2,016.17	4.52%	\$ 5,060.09	\$ 5,147.37	1.72%
MGS-S Customer 4031	\$ 2,215.65	\$ 2,322.73	4.83%	\$ 5,740.44	\$ 5,847.52	1.87%
MGS-S Customer 4032	\$ 1,670.45	\$ 1,765.21	5.67%	\$ 4,009.53	\$ 4,104.29	2.36%
MGS-S Customer 4033	\$ 1,791.75	\$ 1,889.24	5.44%	\$ 4,319.56	\$ 4,417.04	2.26%
MGS-S Customer 4034	\$ 2,095.37	\$ 2,186.44	4.35%	\$ 5,610.53	\$ 5,701.60	1.62%
MGS-S Customer 4035	\$ 2,170.70	\$ 2,263.48	4.27%	\$ 5,781.96	\$ 5,874.73	1.60%
MGS-S Customer 4036	\$ 3,120.24	\$ 3,247.71	4.09%	\$ 8,551.30	\$ 8,678.78	1.49%
MGS-S Customer 4037	\$ 2,796.22	\$ 2,903.09	3.82%	\$ 8,032.00	\$ 8,138.87	1.33%

Internal Use

Customer	Distribution 8/23 Prices	Distribution 1/24 Prices	Distribution % Difference	Delivery 8/23 Prices	Delivery 1/24 Prices	Delivery % Difference
MGS-S Customer 4038	\$ 1,916.57	\$ 2,016.86	5.23%	\$ 4,739.44	\$ 4,839.73	2.12%
MGS-S Customer 4039	\$ 1,773.38	\$ 1,870.45	5.47%	\$ 4,294.08	\$ 4,391.15	2.26%
MGS-S Customer 4040	\$ 7,978.55	\$ 8,215.62	2.97%	\$ 23,978.38	\$ 24,215.46	0.99%
MGS-S Customer 4041	\$ 2,070.68	\$ 2,161.23	4.37%	\$ 5,633.32	\$ 5,723.87	1.61%
MGS-S Customer 4042	\$ 2,075.74	\$ 2,179.66	5.01%	\$ 5,288.13	\$ 5,392.06	1.97%
MGS-S Customer 4043	\$ 1,614.89	\$ 1,708.38	5.79%	\$ 3,738.41	\$ 3,831.90	2.50%
MGS-S Customer 4044	\$ 2,895.57	\$ 3,017.79	4.22%	\$ 7,450.92	\$ 7,573.14	1.64%
MGS-S Customer 4045	\$ 3,881.95	\$ 4,026.50	3.72%	\$ 10,795.34	\$ 10,939.89	1.34%
MGS-S Customer 4046	\$ 2,966.46	\$ 3,090.45	4.18%	\$ 8,096.78	\$ 8,220.76	1.53%
MGS-S Customer 4047	\$ 6,232.60	\$ 6,430.30	3.17%	\$ 18,716.22	\$ 18,913.93	1.06%
MGS-S Customer 4048	\$ 2,235.71	\$ 2,329.97	4.22%	\$ 6,110.13	\$ 6,204.39	1.54%
MGS-S Customer 4049	\$ 2,653.10	\$ 2,770.05	4.41%	\$ 7,001.21	\$ 7,118.16	1.67%
MGS-S Customer 4050	\$ 1,932.89	\$ 2,033.57	5.21%	\$ 4,805.13	\$ 4,905.80	2.10%
MGS-S Customer 4051	\$ 4,129.68	\$ 4,266.67	3.32%	\$ 11,746.06	\$ 11,883.05	1.17%
MGS-S Customer 4052	\$ 4,490.17	\$ 4,648.53	3.53%	\$ 13,191.51	\$ 13,349.87	1.20%
MGS-S Customer 4053	\$ 3,151.16	\$ 3,279.28	4.07%	\$ 8,593.77	\$ 8,721.89	1.49%
MGS-S Customer 4054	\$ 1,368.80	\$ 1,443.49	5.46%	\$ 3,375.99	\$ 3,450.68	2.21%
MGS-S Customer 4055	\$ 1,630.26	\$ 1,724.12	5.76%	\$ 3,805.96	\$ 3,899.82	2.47%
MGS-S Customer 4056	\$ 3,864.89	\$ 4,009.17	3.73%	\$ 11,230.76	\$ 11,375.04	1.28%
MGS-S Customer 4057	\$ 10,967.57	\$ 11,272.08	2.78%	\$ 33,731.98	\$ 34,036.49	0.90%
MGS-S Customer 4058	\$ 1,839.21	\$ 1,937.76	5.36%	\$ 4,434.77	\$ 4,533.32	2.22%
MGS-S Customer 4059	\$ 2,388.69	\$ 2,499.62	4.64%	\$ 6,104.28	\$ 6,215.22	1.82%
MGS-S Customer 4060	\$ 3,438.37	\$ 3,575.71	3.99%	\$ 8,547.25	\$ 8,684.58	1.61%
MGS-S Customer 4061	\$ 1,659.64	\$ 1,754.19	5.70%	\$ 3,904.95	\$ 3,999.49	2.42%
MGS-S Customer 4062	\$ 4,870.24	\$ 5,037.19	3.43%	\$ 14,192.67	\$ 14,359.62	1.18%
MGS-S Customer 4063	\$ 1,932.97	\$ 2,033.66	5.21%	\$ 4,658.82	\$ 4,759.51	2.16%
MGS-S Customer 4064	\$ 2,220.60	\$ 2,327.80	4.83%	\$ 5,759.59	\$ 5,866.79	1.86%
MGS-S Customer 4065	\$ 2,177.62	\$ 2,283.84	4.88%	\$ 5,654.59	\$ 5,760.82	1.88%
MGS-S Customer 4066	\$ 2,808.10	\$ 2,928.51	4.29%	\$ 7,647.92	\$ 7,768.32	1.57%
MGS-S Customer 4067	\$ 4,421.83	\$ 4,578.74	3.55%	\$ 12,763.03	\$ 12,919.94	1.23%
MGS-S Customer 4068	\$ 1,383.36	\$ 1,458.43	5.43%	\$ 3,340.72	\$ 3,415.79	2.25%
MGS-S Customer 4069	\$ 1,940.57	\$ 2,028.18	4.51%	\$ 5,079.78	\$ 5,167.39	1.72%
MGS-S Customer 4070	\$ 1,914.74	\$ 2,015.17	5.25%	\$ 4,732.01	\$ 4,832.44	2.12%
MGS-S Customer 4071	\$ 974.62	\$ 1,053.68	8.11%	\$ 1,757.86	\$ 1,836.92	4.50%
MGS-S Customer 4072	\$ 5,542.27	\$ 5,724.33	3.28%	\$ 16,240.88	\$ 16,422.95	1.12%
MGS-S Customer 4073	\$ 11,974.79	\$ 12,301.93	2.73%	\$ 37,854.78	\$ 38,181.92	0.86%
MGS-S Customer 4074	\$ 3,330.81	\$ 3,449.80	3.57%	\$ 9,692.09	\$ 9,811.07	1.23%
MGS-S Customer 4075	\$ 7,306.31	\$ 7,528.08	3.04%	\$ 21,996.19	\$ 22,217.95	1.01%
MGS-S Customer 4076	\$ 1,730.85	\$ 1,813.71	4.79%	\$ 4,490.84	\$ 4,573.70	1.85%
MGS-S Customer 4077	\$ 1,715.73	\$ 1,798.24	4.81%	\$ 4,463.27	\$ 4,545.78	1.85%

Internal Use

Customer	Distribution 8/23 Prices	Distribution 1/24 Prices	Distribution % Difference	Delivery 8/23 Prices	Delivery 1/24 Prices	Delivery % Difference
MGS-S Customer 4078	\$ 3,032.61	\$ 3,144.86	3.70%	\$ 8,493.70	\$ 8,605.95	1.32%
MGS-S Customer 4079	\$ 2,207.65	\$ 2,314.52	4.84%	\$ 5,714.88	\$ 5,821.75	1.87%
MGS-S Customer 4080	\$ 2,033.95	\$ 2,123.62	4.41%	\$ 5,203.25	\$ 5,292.92	1.72%
MGS-S Customer 4081	\$ 1,401.49	\$ 1,476.92	5.38%	\$ 3,440.26	\$ 3,515.69	2.19%
MGS-S Customer 4082	\$ 1,926.96	\$ 2,027.52	5.22%	\$ 4,809.23	\$ 4,909.79	2.09%
MGS-S Customer 4083	\$ 969.79	\$ 1,035.44	6.77%	\$ 1,967.91	\$ 2,033.56	3.34%
MGS-S Customer 4084	\$ 945.00	\$ 1,010.06	6.88%	\$ 1,878.62	\$ 1,943.68	3.46%
MGS-S Customer 4085	\$ 3,649.26	\$ 3,788.59	3.82%	\$ 10,308.22	\$ 10,447.55	1.35%
MGS-S Customer 4086	\$ 2,228.04	\$ 2,337.06	4.89%	\$ 5,052.85	\$ 5,161.87	2.16%
MGS-S Customer 4087	\$ 2,909.12	\$ 3,031.78	4.22%	\$ 7,875.66	\$ 7,998.32	1.56%
MGS-S Customer 4088	\$ 6,003.42	\$ 6,197.26	3.23%	\$ 17,070.13	\$ 17,263.97	1.14%
MGS-S Customer 4089	\$ 1,380.82	\$ 1,469.06	6.39%	\$ 3,024.58	\$ 3,112.81	2.92%
MGS-S Customer 4090	\$ 1,831.14	\$ 1,929.55	5.37%	\$ 4,477.51	\$ 4,575.93	2.20%
MGS-S Customer 4091	\$ 1,792.90	\$ 1,877.14	4.70%	\$ 4,670.48	\$ 4,754.72	1.80%
MGS-S Customer 4092	\$ 1,645.05	\$ 1,739.25	5.73%	\$ 3,869.54	\$ 3,963.73	2.43%
MGS-S Customer 4093	\$ 5,140.22	\$ 5,313.19	3.37%	\$ 15,013.89	\$ 15,186.86	1.15%
MGS-S Customer 4094	\$ 3,105.19	\$ 3,232.36	4.10%	\$ 8,640.56	\$ 8,767.73	1.47%
MGS-S Customer 4095	\$ 16,619.76	\$ 17,052.36	2.60%	\$ 50,588.33	\$ 51,020.92	0.86%
MGS-S Customer 4096	\$ 3,007.17	\$ 3,132.07	4.15%	\$ 8,250.13	\$ 8,375.03	1.51%
MGS-S Customer 4097	\$ 3,786.43	\$ 3,928.97	3.76%	\$ 10,849.47	\$ 10,992.01	1.31%
MGS-S Customer 4098	\$ 3,194.15	\$ 3,323.23	4.04%	\$ 8,716.33	\$ 8,845.41	1.48%
MGS-S Customer 4099	\$ 3,434.35	\$ 3,568.97	3.92%	\$ 9,607.79	\$ 9,742.41	1.40%
MGS-S Customer 4100	\$ 1,727.57	\$ 1,823.62	5.56%	\$ 4,109.12	\$ 4,205.16	2.34%
MGS-S Customer 4101	\$ 1,429.75	\$ 1,519.07	6.25%	\$ 3,163.72	\$ 3,253.04	2.82%
MGS-S Customer 4102	\$ 1,748.55	\$ 1,845.07	5.52%	\$ 4,178.37	\$ 4,274.89	2.31%
MGS-S Customer 4103	\$ 1,465.20	\$ 1,555.34	6.15%	\$ 3,318.89	\$ 3,409.03	2.72%
MGS-S Customer 4104	\$ 1,993.56	\$ 2,095.60	5.12%	\$ 4,972.75	\$ 5,074.79	2.05%
MGS-S Customer 4105	\$ 2,565.04	\$ 2,679.96	4.48%	\$ 6,701.34	\$ 6,816.26	1.71%
MGS-S Customer 4106	\$ 3,787.77	\$ 3,930.24	3.76%	\$ 10,521.51	\$ 10,663.98	1.35%
MGS-S Customer 4107	\$ 2,174.19	\$ 2,267.07	4.27%	\$ 5,801.63	\$ 5,894.51	1.60%
MGS-S Customer 4108	\$ 1,467.16	\$ 1,557.29	6.14%	\$ 3,218.03	\$ 3,308.16	2.80%
MGS-S Customer 4109	\$ 1,595.46	\$ 1,688.52	5.83%	\$ 3,696.10	\$ 3,789.15	2.52%
MGS-S Customer 4110	\$ 1,780.60	\$ 1,877.82	5.46%	\$ 4,230.19	\$ 4,327.41	2.30%
MGS-S Customer 4111	\$ 6,168.74	\$ 6,365.07	3.18%	\$ 18,571.46	\$ 18,767.78	1.06%
MGS-S Customer 4112	\$ 9,141.75	\$ 9,405.08	2.88%	\$ 27,654.26	\$ 27,917.58	0.95%
MGS-S Customer 4113	\$ 1,802.20	\$ 1,886.66	4.69%	\$ 4,739.40	\$ 4,823.87	1.78%
MGS-S Customer 4114	\$ 4,081.63	\$ 4,230.76	3.65%	\$ 11,240.25	\$ 11,389.39	1.33%
MGS-S Customer 4115	\$ 1,848.18	\$ 1,933.54	4.62%	\$ 4,605.16	\$ 4,690.52	1.85%
MGS-S Customer 4116	\$ 1,675.58	\$ 1,770.41	5.66%	\$ 3,901.73	\$ 3,996.56	2.43%
MGS-S Customer 4117	\$ 5,637.08	\$ 5,821.31	3.27%	\$ 16,565.27	\$ 16,749.50	1.11%

Internal Use

Customer	Distribution 8/23 Prices	Distribution 1/24 Prices	Distribution % Difference	Delivery 8/23 Prices	Delivery 1/24 Prices	Delivery % Difference
MGS-S Customer 4118	\$ 2,329.52	\$ 2,439.12	4.70%	\$ 6,010.23	\$ 6,119.83	1.82%
MGS-S Customer 4119	\$ 3,593.09	\$ 3,717.97	3.48%	\$ 10,492.09	\$ 10,616.96	1.19%
MGS-S Customer 4120	\$ 1,034.52	\$ 1,101.63	6.49%	\$ 2,202.57	\$ 2,269.68	3.05%
MGS-S Customer 4121	\$ 2,154.53	\$ 2,260.17	4.90%	\$ 5,434.53	\$ 5,540.18	1.94%
MGS-S Customer 4122	\$ 1,904.56	\$ 1,991.33	4.56%	\$ 4,907.54	\$ 4,994.31	1.77%
MGS-S Customer 4123	\$ 1,648.31	\$ 1,729.30	4.91%	\$ 4,202.15	\$ 4,283.14	1.93%
MGS-S Customer 4124	\$ 1,222.53	\$ 1,307.23	6.93%	\$ 2,577.05	\$ 2,661.75	3.29%
MGS-S Customer 4125	\$ 4,317.12	\$ 4,471.61	3.58%	\$ 12,485.85	\$ 12,640.33	1.24%
MGS-S Customer 4126	\$ 4,814.19	\$ 4,979.89	3.44%	\$ 13,915.97	\$ 14,081.67	1.19%
MGS-S Customer 4127	\$ 12,424.95	\$ 12,762.77	2.72%	\$ 38,676.38	\$ 39,014.20	0.87%
MGS-S Customer 4128	\$ 2,544.37	\$ 2,658.85	4.50%	\$ 6,734.21	\$ 6,848.69	1.70%
MGS-S Customer 4129	\$ 4,605.44	\$ 4,766.41	3.50%	\$ 13,393.47	\$ 13,554.44	1.20%
MGS-S Customer 4130	\$ 1,672.15	\$ 1,766.89	5.67%	\$ 3,946.64	\$ 4,041.38	2.40%
MGS-S Customer 4131	\$ 867.88	\$ 931.29	7.31%	\$ 1,733.82	\$ 1,797.23	3.66%
MGS-S Customer 4132	\$ 1,480.01	\$ 1,570.53	6.12%	\$ 3,291.96	\$ 3,382.48	2.75%
MGS-S Customer 4133	\$ 3,761.11	\$ 3,903.63	3.79%	\$ 10,657.05	\$ 10,799.57	1.34%
MGS-S Customer 4134	\$ 9,010.65	\$ 9,272.88	2.91%	\$ 26,680.92	\$ 26,943.15	0.98%
MGS-S Customer 4135	\$ 2,566.78	\$ 2,681.73	4.48%	\$ 6,703.41	\$ 6,818.35	1.71%
MGS-S Customer 4136	\$ 3,886.09	\$ 4,030.81	3.72%	\$ 11,038.58	\$ 11,183.31	1.31%
MGS-S Customer 4137	\$ 1,875.64	\$ 1,976.35	5.37%	\$ 4,292.91	\$ 4,393.61	2.35%
MGS-S Customer 4138	\$ 7,085.95	\$ 7,302.91	3.06%	\$ 21,471.40	\$ 21,688.36	1.01%
MGS-S Customer 4139	\$ 3,104.78	\$ 3,231.88	4.09%	\$ 8,526.16	\$ 8,653.26	1.49%
MGS-S Customer 4140	\$ 1,827.89	\$ 1,926.18	5.38%	\$ 4,310.54	\$ 4,408.82	2.28%
MGS-S Customer 4141	\$ 5,457.95	\$ 5,638.17	3.30%	\$ 16,176.48	\$ 16,356.70	1.11%
MGS-S Customer 4142	\$ 2,249.74	\$ 2,344.30	4.20%	\$ 5,928.31	\$ 6,022.87	1.60%
MGS-S Customer 4143	\$ 4,491.37	\$ 4,649.80	3.53%	\$ 12,737.99	\$ 12,896.42	1.24%
MGS-S Customer 4144	\$ 2,333.41	\$ 2,443.11	4.70%	\$ 5,982.91	\$ 6,092.60	1.83%
MGS-S Customer 4145	\$ 3,301.00	\$ 3,432.62	3.99%	\$ 9,063.38	\$ 9,194.99	1.45%
MGS-S Customer 4146	\$ 2,387.96	\$ 2,498.90	4.65%	\$ 6,184.03	\$ 6,294.97	1.79%
MGS-S Customer 4147	\$ 2,002.90	\$ 2,091.86	4.44%	\$ 5,350.06	\$ 5,439.02	1.66%
MGS-S Customer 4148	\$ 1,961.72	\$ 2,063.08	5.17%	\$ 4,910.21	\$ 5,011.58	2.06%
MGS-S Customer 4149	\$ 3,721.87	\$ 3,862.93	3.79%	\$ 10,696.51	\$ 10,837.57	1.32%
MGS-S Customer 4150	\$ 2,180.21	\$ 2,273.22	4.27%	\$ 5,942.41	\$ 6,035.42	1.57%
MGS-S Customer 4151	\$ 2,000.39	\$ 2,089.33	4.45%	\$ 5,349.00	\$ 5,437.94	1.66%
MGS-S Customer 4152	\$ 2,697.33	\$ 2,815.24	4.37%	\$ 7,143.87	\$ 7,261.78	1.65%
MGS-S Customer 4153	\$ 966.60	\$ 1,045.48	8.16%	\$ 1,729.70	\$ 1,808.58	4.56%
MGS-S Customer 4154	\$ 9,867.69	\$ 10,147.20	2.83%	\$ 29,891.53	\$ 30,171.03	0.94%
MGS-S Customer 4155	\$ 2,441.90	\$ 2,554.07	4.59%	\$ 6,499.66	\$ 6,611.83	1.73%
MGS-S Customer 4156	\$ 1,257.24	\$ 1,342.67	6.80%	\$ 2,651.42	\$ 2,736.85	3.22%
MGS-S Customer 4157	\$ 2,461.25	\$ 2,573.80	4.57%	\$ 6,462.97	\$ 6,575.52	1.74%

Internal Use

Customer	Distribution 8/23 Prices	Distribution 1/24 Prices	Distribution % Difference	Delivery 8/23 Prices	Delivery 1/24 Prices	Delivery % Difference
MGS-S Customer 4158	\$ 997.09	\$ 1,076.65	7.98%	\$ 1,803.58	\$ 1,883.14	4.41%
MGS-S Customer 4159	\$ 2,064.32	\$ 2,167.97	5.02%	\$ 5,289.77	\$ 5,393.42	1.96%
MGS-S Customer 4160	\$ 1,054.54	\$ 1,135.40	7.67%	\$ 1,987.88	\$ 2,068.74	4.07%
MGS-S Customer 4161	\$ 2,093.59	\$ 2,197.90	4.98%	\$ 5,334.35	\$ 5,438.66	1.96%
MGS-S Customer 4162	\$ 2,234.47	\$ 2,341.97	4.81%	\$ 5,676.83	\$ 5,784.32	1.89%
MGS-S Customer 4163	\$ 5,858.83	\$ 6,048.03	3.23%	\$ 17,437.33	\$ 17,626.53	1.09%
MGS-S Customer 4164	\$ 1,564.82	\$ 1,657.18	5.90%	\$ 3,664.66	\$ 3,757.03	2.52%
MGS-S Customer 4165	\$ 2,128.28	\$ 2,233.37	4.94%	\$ 5,428.11	\$ 5,533.21	1.94%
MGS-S Customer 4166	\$ 2,628.97	\$ 2,745.35	4.43%	\$ 6,892.45	\$ 7,008.83	1.69%
MGS-S Customer 4167	\$ 17,176.86	\$ 17,621.38	2.59%	\$ 54,907.25	\$ 55,351.76	0.81%
MGS-S Customer 4168	\$ 2,841.75	\$ 2,962.91	4.26%	\$ 7,582.26	\$ 7,703.42	1.60%
MGS-S Customer 4169	\$ 1,418.48	\$ 1,507.54	6.28%	\$ 3,131.75	\$ 3,220.82	2.84%
MGS-S Customer 4170	\$ 4,171.84	\$ 4,323.03	3.62%	\$ 11,966.62	\$ 12,117.81	1.26%
MGS-S Customer 4171	\$ 2,241.07	\$ 2,348.70	4.80%	\$ 5,788.88	\$ 5,896.51	1.86%
MGS-S Customer 4172	\$ 3,418.39	\$ 3,552.57	3.93%	\$ 9,663.06	\$ 9,797.23	1.39%
MGS-S Customer 4173	\$ 1,943.23	\$ 2,044.15	5.19%	\$ 4,823.43	\$ 4,924.34	2.09%
MGS-S Customer 4174	\$ 1,931.57	\$ 2,032.20	5.21%	\$ 4,776.41	\$ 4,877.04	2.11%
MGS-S Customer 4175	\$ 5,184.15	\$ 5,358.19	3.36%	\$ 15,342.51	\$ 15,516.56	1.13%
MGS-S Customer 4176	\$ 10,258.12	\$ 10,546.75	2.81%	\$ 31,001.20	\$ 31,289.83	0.93%
MGS-S Customer 4177	\$ 1,594.69	\$ 1,687.72	5.83%	\$ 3,692.14	\$ 3,785.17	2.52%
MGS-S Customer 4178	\$ 1,657.85	\$ 1,739.05	4.90%	\$ 4,252.27	\$ 4,333.47	1.91%
MGS-S Customer 4179	\$ 3,894.92	\$ 4,039.82	3.72%	\$ 10,960.07	\$ 11,104.96	1.32%
MGS-S Customer 4180	\$ 1,408.40	\$ 1,497.26	6.31%	\$ 3,209.20	\$ 3,298.06	2.77%
MGS-S Customer 4181	\$ 2,108.47	\$ 2,199.83	4.33%	\$ 5,655.69	\$ 5,747.05	1.62%
MGS-S Customer 4182	\$ 8,872.51	\$ 9,129.81	2.90%	\$ 27,007.53	\$ 27,264.84	0.95%
MGS-S Customer 4183	\$ 1,558.23	\$ 1,637.21	5.07%	\$ 3,866.62	\$ 3,945.61	2.04%
MGS-S Customer 4184	\$ 2,953.31	\$ 3,063.73	3.74%	\$ 8,401.87	\$ 8,512.30	1.31%
MGS-S Customer 4185	\$ 2,852.32	\$ 2,975.82	4.33%	\$ 6,910.75	\$ 7,034.25	1.79%
MGS-S Customer 4186	\$ 7,394.88	\$ 7,618.89	3.03%	\$ 22,206.57	\$ 22,430.59	1.01%
MGS-S Customer 4187	\$ 6,043.35	\$ 6,236.72	3.20%	\$ 17,858.91	\$ 18,052.28	1.08%
MGS-S Customer 4188	\$ 7,572.62	\$ 7,800.62	3.01%	\$ 23,009.66	\$ 23,237.67	0.99%
MGS-S Customer 4189	\$ 2,124.47	\$ 2,229.45	4.94%	\$ 5,324.15	\$ 5,429.12	1.97%
MGS-S Customer 4190	\$ 4,796.78	\$ 4,962.05	3.45%	\$ 13,961.22	\$ 14,126.49	1.18%
MGS-S Customer 4191	\$ 2,237.19	\$ 2,344.71	4.81%	\$ 5,647.52	\$ 5,755.04	1.90%
MGS-S Customer 4192	\$ 1,211.10	\$ 1,282.19	5.87%	\$ 2,728.24	\$ 2,799.33	2.61%
MGS-S Customer 4193	\$ 3,575.27	\$ 3,699.74	3.48%	\$ 10,397.08	\$ 10,521.55	1.20%
MGS-S Customer 4194	\$ 1,836.20	\$ 1,934.71	5.36%	\$ 4,448.41	\$ 4,546.91	2.21%
MGS-S Customer 4195	\$ 3,297.67	\$ 3,429.14	3.99%	\$ 9,265.18	\$ 9,396.66	1.42%
MGS-S Customer 4196	\$ 1,996.57	\$ 2,085.41	4.45%	\$ 5,391.02	\$ 5,479.86	1.65%
MGS-S Customer 4197	\$ 1,802.49	\$ 1,900.21	5.42%	\$ 4,322.29	\$ 4,420.01	2.26%

Internal Use

Customer	Distribution 8/23 Prices	Distribution 1/24 Prices	Distribution % Difference	Delivery 8/23 Prices	Delivery 1/24 Prices	Delivery % Difference
MGS-S Customer 4198	\$ 2,478.44	\$ 2,591.42	4.56%	\$ 6,547.27	\$ 6,660.25	1.73%
MGS-S Customer 4199	\$ 1,629.72	\$ 1,710.31	4.95%	\$ 4,098.24	\$ 4,178.83	1.97%
MGS-S Customer 4200	\$ 1,975.69	\$ 2,077.31	5.14%	\$ 4,793.83	\$ 4,895.46	2.12%
MGS-S Customer 4201	\$ 1,832.74	\$ 1,931.17	5.37%	\$ 4,414.90	\$ 4,513.33	2.23%
MGS-S Customer 4202	\$ 2,049.74	\$ 2,153.05	5.04%	\$ 5,112.35	\$ 5,215.66	2.02%
MGS-S Customer 4203	\$ 1,797.53	\$ 1,895.17	5.43%	\$ 4,317.65	\$ 4,415.29	2.26%
MGS-S Customer 4204	\$ 1,857.56	\$ 1,943.28	4.61%	\$ 4,873.20	\$ 4,958.92	1.76%
MGS-S Customer 4205	\$ 1,648.42	\$ 1,742.66	5.72%	\$ 3,795.40	\$ 3,889.64	2.48%
MGS-S Customer 4206	\$ 2,820.51	\$ 2,941.24	4.28%	\$ 7,812.08	\$ 7,932.81	1.55%
MGS-S Customer 4207	\$ 483.84	\$ 538.56	11.31%	\$ 786.69	\$ 841.41	6.96%
MGS-S Customer 4208	\$ 1,962.46	\$ 2,063.78	5.16%	\$ 4,856.36	\$ 4,957.68	2.09%
MGS-S Customer 4209	\$ 2,025.11	\$ 2,127.84	5.07%	\$ 4,968.10	\$ 5,070.83	2.07%
MGS-S Customer 4210	\$ 2,022.00	\$ 2,124.68	5.08%	\$ 4,996.71	\$ 5,099.39	2.05%
MGS-S Customer 4211	\$ 1,886.81	\$ 1,986.43	5.28%	\$ 4,613.34	\$ 4,712.96	2.16%
MGS-S Customer 4212	\$ 881.97	\$ 945.70	7.23%	\$ 1,774.54	\$ 1,838.27	3.59%
MGS-S Customer 4213	\$ 1,626.00	\$ 1,719.78	5.77%	\$ 3,778.96	\$ 3,872.74	2.48%
MGS-S Customer 4214	\$ 1,496.38	\$ 1,573.92	5.18%	\$ 3,652.88	\$ 3,730.43	2.12%
MGS-S Customer 4215	\$ 2,988.47	\$ 3,099.71	3.72%	\$ 8,426.20	\$ 8,537.44	1.32%
MGS-S Customer 4216	\$ 3,732.77	\$ 3,874.07	3.79%	\$ 10,449.57	\$ 10,590.87	1.35%
MGS-S Customer 4217	\$ 10,061.75	\$ 10,345.76	2.82%	\$ 31,319.04	\$ 31,603.05	0.91%
MGS-S Customer 4218	\$ 4,804.29	\$ 4,969.78	3.44%	\$ 13,772.58	\$ 13,938.07	1.20%
MGS-S Customer 4219	\$ 2,446.26	\$ 2,558.48	4.59%	\$ 6,300.73	\$ 6,412.95	1.78%
MGS-S Customer 4220	\$ 2,643.79	\$ 2,760.46	4.41%	\$ 6,950.69	\$ 7,067.37	1.68%
MGS-S Customer 4221	\$ 3,848.38	\$ 3,992.27	3.74%	\$ 10,919.97	\$ 11,063.85	1.32%
MGS-S Customer 4222	\$ 3,113.48	\$ 3,240.73	4.09%	\$ 8,392.73	\$ 8,519.98	1.52%
MGS-S Customer 4223	\$ 5,051.93	\$ 5,223.03	3.39%	\$ 14,945.09	\$ 15,116.20	1.14%
MGS-S Customer 4224	\$ 2,489.67	\$ 2,603.44	4.57%	\$ 6,288.41	\$ 6,402.17	1.81%
MGS-S Customer 4225	\$ 2,307.60	\$ 2,403.47	4.15%	\$ 6,314.91	\$ 6,410.79	1.52%
MGS-S Customer 4226	\$ 3,281.25	\$ 3,412.33	3.99%	\$ 9,004.33	\$ 9,135.41	1.46%
MGS-S Customer 4227	\$ 2,672.38	\$ 2,789.73	4.39%	\$ 7,086.39	\$ 7,203.73	1.66%
MGS-S Customer 4228	\$ 2,887.77	\$ 3,010.04	4.23%	\$ 7,825.00	\$ 7,947.27	1.56%
MGS-S Customer 4229	\$ 1,976.59	\$ 2,078.26	5.14%	\$ 4,922.08	\$ 5,023.75	2.07%
MGS-S Customer 4230	\$ 4,740.87	\$ 4,904.99	3.46%	\$ 13,732.70	\$ 13,896.82	1.20%
MGS-S Customer 4231	\$ 8,345.82	\$ 8,591.22	2.94%	\$ 26,238.93	\$ 26,484.33	0.94%
MGS-S Customer 4232	\$ 2,155.72	\$ 2,261.41	4.90%	\$ 5,478.74	\$ 5,584.42	1.93%
MGS-S Customer 4233	\$ 1,267.99	\$ 1,353.67	6.76%	\$ 2,681.72	\$ 2,767.41	3.20%
MGS-S Customer 4234	\$ 2,638.96	\$ 2,742.30	3.92%	\$ 7,392.57	\$ 7,495.90	1.40%
MGS-S Customer 4235	\$ 2,237.10	\$ 2,331.39	4.21%	\$ 5,903.90	\$ 5,998.19	1.60%
MGS-S Customer 4236	\$ 1,639.89	\$ 1,720.69	4.93%	\$ 4,171.04	\$ 4,251.85	1.94%
MGS-S Customer 4237	\$ 4,174.50	\$ 4,325.76	3.62%	\$ 12,026.74	\$ 12,178.00	1.26%

Internal Use

Customer	Distribution 8/23 Prices	Distribution 1/24 Prices	Distribution % Difference	Delivery 8/23 Prices	Delivery 1/24 Prices	Delivery % Difference
MGS-S Customer 4238	\$ 7,831.74	\$ 8,065.58	2.99%	\$ 24,625.55	\$ 24,859.39	0.95%
MGS-S Customer 4239	\$ 1,778.52	\$ 1,862.35	4.71%	\$ 4,484.18	\$ 4,568.01	1.87%
MGS-S Customer 4240	\$ 2,201.02	\$ 2,294.46	4.25%	\$ 5,849.89	\$ 5,943.32	1.60%
MGS-S Customer 4241	\$ 795.53	\$ 870.57	9.43%	\$ 1,267.18	\$ 1,342.21	5.92%
MGS-S Customer 4242	\$ 2,670.34	\$ 2,774.41	3.90%	\$ 7,703.81	\$ 7,807.87	1.35%
MGS-S Customer 4243	\$ 4,514.88	\$ 4,673.72	3.52%	\$ 13,035.88	\$ 13,194.72	1.22%
MGS-S Customer 4244	\$ 1,362.48	\$ 1,437.07	5.47%	\$ 3,333.14	\$ 3,407.73	2.24%
MGS-S Customer 4245	\$ 2,304.80	\$ 2,413.84	4.73%	\$ 5,992.55	\$ 6,101.59	1.82%
MGS-S Customer 4246	\$ 2,685.65	\$ 2,803.30	4.38%	\$ 7,204.99	\$ 7,322.64	1.63%
MGS-S Customer 4247	\$ 2,338.31	\$ 2,434.85	4.13%	\$ 6,419.26	\$ 6,515.81	1.50%
MGS-S Customer 4248	\$ 1,961.02	\$ 2,062.37	5.17%	\$ 4,913.38	\$ 5,014.73	2.06%
MGS-S Customer 4249	\$ 2,022.80	\$ 2,112.25	4.42%	\$ 5,429.69	\$ 5,519.14	1.65%
MGS-S Customer 4250	\$ 1,673.22	\$ 1,754.79	4.88%	\$ 4,315.76	\$ 4,397.33	1.89%
MGS-S Customer 4251	\$ 2,314.89	\$ 2,424.18	4.72%	\$ 5,926.05	\$ 6,035.34	1.84%
MGS-S Customer 4252	\$ 1,669.97	\$ 1,751.37	4.87%	\$ 4,137.56	\$ 4,218.96	1.97%
MGS-S Customer 4253	\$ 1,638.19	\$ 1,718.97	4.93%	\$ 4,070.79	\$ 4,151.57	1.98%
MGS-S Customer 4254	\$ 1,972.73	\$ 2,061.00	4.47%	\$ 5,274.29	\$ 5,362.56	1.67%
MGS-S Customer 4255	\$ 5,778.45	\$ 5,969.69	3.31%	\$ 15,669.90	\$ 15,861.14	1.22%
MGS-S Customer 4256	\$ 2,400.37	\$ 2,498.35	4.08%	\$ 6,639.87	\$ 6,737.85	1.48%
MGS-S Customer 4257	\$ 2,535.90	\$ 2,650.07	4.50%	\$ 6,575.31	\$ 6,689.48	1.74%
MGS-S Customer 4258	\$ 2,035.39	\$ 2,125.12	4.41%	\$ 5,373.23	\$ 5,462.96	1.67%
MGS-S Customer 4259	\$ 1,644.60	\$ 1,725.48	4.92%	\$ 3,995.35	\$ 4,076.23	2.02%
MGS-S Customer 4260	\$ 1,234.05	\$ 1,305.69	5.81%	\$ 2,870.35	\$ 2,941.98	2.50%
MGS-S Customer 4261	\$ 1,270.74	\$ 1,343.19	5.70%	\$ 2,894.21	\$ 2,966.66	2.50%
MGS-S Customer 4262	\$ 1,313.74	\$ 1,400.45	6.60%	\$ 2,800.00	\$ 2,886.70	3.10%
MGS-S Customer 4263	\$ 6,333.16	\$ 6,533.24	3.16%	\$ 18,877.57	\$ 19,077.65	1.06%
MGS-S Customer 4264	\$ 1,051.28	\$ 1,118.81	6.42%	\$ 2,324.66	\$ 2,392.20	2.91%
MGS-S Customer 4265	\$ 1,760.62	\$ 1,857.43	5.50%	\$ 4,143.69	\$ 4,240.50	2.34%
MGS-S Customer 4266	\$ 1,601.96	\$ 1,695.19	5.82%	\$ 3,798.84	\$ 3,892.07	2.45%
MGS-S Customer 4267	\$ 1,814.78	\$ 1,899.51	4.67%	\$ 4,709.72	\$ 4,794.46	1.80%
MGS-S Customer 4268	\$ 19,002.81	\$ 19,488.64	2.56%	\$ 60,103.76	\$ 60,589.59	0.81%
MGS-S Customer 4269	\$ 2,069.22	\$ 2,172.97	5.01%	\$ 5,138.96	\$ 5,242.71	2.02%
MGS-S Customer 4270	\$ 2,282.73	\$ 2,378.02	4.17%	\$ 6,297.21	\$ 6,392.50	1.51%
MGS-S Customer 4271	\$ 1,742.62	\$ 1,825.72	4.77%	\$ 4,363.19	\$ 4,446.29	1.90%
MGS-S Customer 4272	\$ 3,630.59	\$ 3,769.55	3.83%	\$ 10,118.14	\$ 10,257.10	1.37%
MGS-S Customer 4273	\$ 5,463.15	\$ 5,643.91	3.31%	\$ 16,017.40	\$ 16,198.16	1.13%
MGS-S Customer 4274	\$ 1,504.54	\$ 1,595.54	6.05%	\$ 3,378.62	\$ 3,469.62	2.69%
MGS-S Customer 4275	\$ 1,873.02	\$ 1,959.04	4.59%	\$ 4,754.07	\$ 4,840.08	1.81%
MGS-S Customer 4276	\$ 2,666.20	\$ 2,770.11	3.90%	\$ 7,249.41	\$ 7,353.32	1.43%
MGS-S Customer 4277	\$ 2,689.28	\$ 2,793.70	3.88%	\$ 7,308.70	\$ 7,413.11	1.43%

Internal Use

Customer	Distribution 8/23 Prices	Distribution 1/24 Prices	Distribution % Difference	Delivery 8/23 Prices	Delivery 1/24 Prices	Delivery % Difference
MGS-S Customer 4278	\$ 6,767.84	\$ 6,977.73	3.10%	\$ 20,245.67	\$ 20,455.56	1.04%
MGS-S Customer 4279	\$ 1,789.77	\$ 1,873.92	4.70%	\$ 4,512.18	\$ 4,596.33	1.86%
MGS-S Customer 4280	\$ 2,267.59	\$ 2,375.84	4.77%	\$ 5,703.34	\$ 5,811.59	1.90%
MGS-S Customer 4281	\$ 2,900.56	\$ 3,023.03	4.22%	\$ 7,784.87	\$ 7,907.33	1.57%
MGS-S Customer 4282	\$ 2,751.45	\$ 2,857.31	3.85%	\$ 7,849.11	\$ 7,954.97	1.35%
MGS-S Customer 4283	\$ 4,662.81	\$ 4,825.11	3.48%	\$ 14,184.89	\$ 14,347.19	1.14%
MGS-S Customer 4284	\$ 3,829.68	\$ 3,973.10	3.74%	\$ 10,797.85	\$ 10,941.27	1.33%
MGS-S Customer 4285	\$ 2,580.44	\$ 2,682.44	3.95%	\$ 7,323.08	\$ 7,425.08	1.39%
MGS-S Customer 4286	\$ 2,975.39	\$ 3,086.31	3.73%	\$ 8,601.27	\$ 8,712.20	1.29%
MGS-S Customer 4287	\$ 4,579.94	\$ 4,740.34	3.50%	\$ 13,557.32	\$ 13,717.72	1.18%
MGS-S Customer 4288	\$ 1,231.26	\$ 1,316.12	6.89%	\$ 2,593.92	\$ 2,678.78	3.27%
MGS-S Customer 4289	\$ 1,899.14	\$ 1,999.07	5.26%	\$ 4,687.09	\$ 4,787.01	2.13%
MGS-S Customer 4290	\$ 1,179.89	\$ 1,263.60	7.09%	\$ 2,395.55	\$ 2,479.27	3.49%
MGS-S Customer 4291	\$ 2,780.25	\$ 2,900.06	4.31%	\$ 7,529.36	\$ 7,649.16	1.59%
MGS-S Customer 4292	\$ 2,334.78	\$ 2,444.55	4.70%	\$ 5,934.26	\$ 6,044.03	1.85%
MGS-S Customer 4293	\$ 1,992.53	\$ 2,081.30	4.46%	\$ 5,314.67	\$ 5,403.44	1.67%
MGS-S Customer 4294	\$ 2,300.24	\$ 2,409.23	4.74%	\$ 5,874.04	\$ 5,983.02	1.86%
MGS-S Customer 4295	\$ 1,912.05	\$ 2,012.28	5.24%	\$ 4,728.73	\$ 4,828.95	2.12%
MGS-S Customer 4296	\$ 2,474.57	\$ 2,574.24	4.03%	\$ 6,988.09	\$ 7,087.77	1.43%
MGS-S Customer 4297	\$ 2,010.32	\$ 2,112.73	5.09%	\$ 5,002.74	\$ 5,105.15	2.05%
MGS-S Customer 4298	\$ 1,789.85	\$ 1,887.26	5.44%	\$ 4,269.55	\$ 4,366.96	2.28%
MGS-S Customer 4299	\$ 2,139.18	\$ 2,244.53	4.92%	\$ 5,510.50	\$ 5,615.85	1.91%
MGS-S Customer 4300	\$ 2,067.65	\$ 2,158.14	4.38%	\$ 5,542.37	\$ 5,632.85	1.63%
MGS-S Customer 4301	\$ 2,915.63	\$ 3,038.45	4.21%	\$ 7,684.35	\$ 7,807.17	1.60%
MGS-S Customer 4302	\$ 2,519.22	\$ 2,633.12	4.52%	\$ 6,682.06	\$ 6,795.96	1.70%
MGS-S Customer 4303	\$ 1,845.44	\$ 1,930.88	4.63%	\$ 4,861.80	\$ 4,947.24	1.76%
MGS-S Customer 4304	\$ 2,275.29	\$ 2,383.67	4.76%	\$ 5,839.50	\$ 5,947.88	1.86%
MGS-S Customer 4305	\$ 1,923.06	\$ 2,023.53	5.22%	\$ 4,793.46	\$ 4,893.93	2.10%
MGS-S Customer 4306	\$ 3,190.30	\$ 3,319.33	4.04%	\$ 8,734.72	\$ 8,863.75	1.48%
MGS-S Customer 4307	\$ 2,888.30	\$ 2,997.29	3.77%	\$ 8,185.11	\$ 8,294.10	1.33%
MGS-S Customer 4308	\$ 3,275.76	\$ 3,393.16	3.58%	\$ 9,002.24	\$ 9,119.64	1.30%
MGS-S Customer 4309	\$ 1,716.72	\$ 1,799.14	4.80%	\$ 4,209.53	\$ 4,291.95	1.96%
MGS-S Customer 4310	\$ 3,944.11	\$ 4,090.24	3.71%	\$ 11,334.92	\$ 11,481.05	1.29%
MGS-S Customer 4311	\$ 2,213.06	\$ 2,320.03	4.83%	\$ 5,625.10	\$ 5,732.07	1.90%
MGS-S Customer 4312	\$ 2,184.01	\$ 2,290.40	4.87%	\$ 5,690.04	\$ 5,796.43	1.87%
MGS-S Customer 4313	\$ 1,360.61	\$ 1,435.11	5.48%	\$ 3,272.97	\$ 3,347.47	2.28%
MGS-S Customer 4314	\$ 2,786.64	\$ 2,893.43	3.83%	\$ 7,833.91	\$ 7,940.69	1.36%
MGS-S Customer 4315	\$ 2,558.86	\$ 2,660.40	3.97%	\$ 7,247.22	\$ 7,348.75	1.40%
MGS-S Customer 4316	\$ 2,885.63	\$ 3,007.79	4.23%	\$ 7,679.00	\$ 7,801.16	1.59%
MGS-S Customer 4317	\$ 1,681.79	\$ 1,776.80	5.65%	\$ 3,966.15	\$ 4,061.16	2.40%

Internal Use

Customer	Distribution 8/23 Prices	Distribution 1/24 Prices	Distribution % Difference	Delivery 8/23 Prices	Delivery 1/24 Prices	Delivery % Difference
MGS-S Customer 4318	\$ 1,846.56	\$ 1,945.29	5.35%	\$ 4,487.68	\$ 4,586.42	2.20%
MGS-S Customer 4319	\$ 3,690.24	\$ 3,817.31	3.44%	\$ 11,009.77	\$ 11,136.83	1.15%
MGS-S Customer 4320	\$ 2,494.78	\$ 2,608.21	4.55%	\$ 6,519.78	\$ 6,633.20	1.74%
MGS-S Customer 4321	\$ 6,767.36	\$ 6,977.73	3.11%	\$ 19,197.78	\$ 19,408.15	1.10%
MGS-S Customer 4322	\$ 1,536.80	\$ 1,615.28	5.11%	\$ 3,851.27	\$ 3,929.75	2.04%
MGS-S Customer 4323	\$ 2,325.91	\$ 2,435.48	4.71%	\$ 6,124.68	\$ 6,234.24	1.79%
MGS-S Customer 4324	\$ 1,970.74	\$ 2,072.23	5.15%	\$ 4,839.58	\$ 4,941.07	2.10%
MGS-S Customer 4325	\$ 5,667.89	\$ 5,852.86	3.26%	\$ 16,278.16	\$ 16,463.13	1.14%
MGS-S Customer 4326	\$ 1,855.64	\$ 1,941.33	4.62%	\$ 4,982.56	\$ 5,068.25	1.72%
MGS-S Customer 4327	\$ 1,575.97	\$ 1,655.34	5.04%	\$ 4,031.91	\$ 4,111.27	1.97%
MGS-S Customer 4328	\$ 1,046.56	\$ 1,127.68	7.75%	\$ 1,846.84	\$ 1,927.97	4.39%
MGS-S Customer 4329	\$ 2,305.07	\$ 2,414.12	4.73%	\$ 5,902.31	\$ 6,011.36	1.85%
MGS-S Customer 4330	\$ 3,384.51	\$ 3,517.95	3.94%	\$ 9,773.97	\$ 9,907.41	1.37%
MGS-S Customer 4331	\$ 2,049.76	\$ 2,139.80	4.39%	\$ 5,595.84	\$ 5,685.88	1.61%
MGS-S Customer 4332	\$ 2,371.23	\$ 2,481.84	4.66%	\$ 6,141.84	\$ 6,252.45	1.80%
MGS-S Customer 4333	\$ 2,411.44	\$ 2,509.68	4.07%	\$ 6,708.61	\$ 6,806.85	1.46%
MGS-S Customer 4334	\$ 2,516.51	\$ 2,617.08	4.00%	\$ 7,066.49	\$ 7,167.06	1.42%
MGS-S Customer 4335	\$ 3,411.84	\$ 3,545.99	3.93%	\$ 9,563.05	\$ 9,697.20	1.40%
MGS-S Customer 4336	\$ 6,461.07	\$ 6,663.88	3.14%	\$ 19,346.16	\$ 19,548.98	1.05%
MGS-S Customer 4337	\$ 1,016.66	\$ 1,096.70	7.87%	\$ 1,890.70	\$ 1,970.74	4.23%
MGS-S Customer 4338	\$ 9,147.42	\$ 9,412.33	2.90%	\$ 26,961.31	\$ 27,226.22	0.98%
MGS-S Customer 4339	\$ 2,423.88	\$ 2,522.36	4.06%	\$ 6,898.29	\$ 6,996.77	1.43%
MGS-S Customer 4340	\$ 1,804.05	\$ 1,901.82	5.42%	\$ 4,363.86	\$ 4,461.63	2.24%
MGS-S Customer 4341	\$ 2,051.18	\$ 2,154.58	5.04%	\$ 5,260.77	\$ 5,364.17	1.97%
MGS-S Customer 4342	\$ 8,312.44	\$ 8,556.93	2.94%	\$ 25,584.34	\$ 25,828.83	0.96%
MGS-S Customer 4343	\$ 1,629.15	\$ 1,723.00	5.76%	\$ 3,751.43	\$ 3,845.28	2.50%
MGS-S Customer 4344	\$ 1,896.39	\$ 1,996.24	5.27%	\$ 4,690.77	\$ 4,790.61	2.13%
MGS-S Customer 4345	\$ 4,321.24	\$ 4,462.45	3.27%	\$ 12,489.68	\$ 12,630.89	1.13%
MGS-S Customer 4346	\$ 1,367.94	\$ 1,442.60	5.46%	\$ 3,336.65	\$ 3,411.31	2.24%
MGS-S Customer 4347	\$ 6,460.70	\$ 6,663.60	3.14%	\$ 19,542.93	\$ 19,745.83	1.04%
MGS-S Customer 4348	\$ 1,706.74	\$ 1,802.29	5.60%	\$ 3,997.49	\$ 4,093.05	2.39%
MGS-S Customer 4349	\$ 1,868.66	\$ 1,967.91	5.31%	\$ 4,484.45	\$ 4,583.71	2.21%
MGS-S Customer 4350	\$ 1,775.64	\$ 1,859.48	4.72%	\$ 4,518.75	\$ 4,602.60	1.86%
MGS-S Customer 4351	\$ 1,840.02	\$ 1,925.34	4.64%	\$ 4,680.49	\$ 4,765.81	1.82%
MGS-S Customer 4352	\$ 6,241.49	\$ 6,439.34	3.17%	\$ 18,973.10	\$ 19,170.96	1.04%
MGS-S Customer 4353	\$ 1,737.85	\$ 1,834.14	5.54%	\$ 4,095.08	\$ 4,191.37	2.35%
MGS-S Customer 4354	\$ 1,392.74	\$ 1,467.91	5.40%	\$ 3,287.09	\$ 3,362.26	2.29%
MGS-S Customer 4355	\$ 6,801.51	\$ 6,998.75	2.90%	\$ 20,833.17	\$ 21,030.41	0.95%
MGS-S Customer 4356	\$ 4,691.51	\$ 4,854.41	3.47%	\$ 13,627.66	\$ 13,790.57	1.20%
MGS-S Customer 4357	\$ 2,637.17	\$ 2,753.77	4.42%	\$ 6,970.64	\$ 7,087.24	1.67%

Internal Use

Customer	Distribution 8/23 Prices	Distribution 1/24 Prices	Distribution % Difference	Delivery 8/23 Prices	Delivery 1/24 Prices	Delivery % Difference
MGS-S Customer 4358	\$ 2,557.04	\$ 2,671.79	4.49%	\$ 6,860.08	\$ 6,974.83	1.67%
MGS-S Customer 4359	\$ 1,613.79	\$ 1,693.90	4.96%	\$ 3,938.53	\$ 4,018.64	2.03%
MGS-S Customer 4360	\$ 871.81	\$ 948.55	8.80%	\$ 1,445.57	\$ 1,522.31	5.31%
MGS-S Customer 4361	\$ 4,243.77	\$ 4,396.57	3.60%	\$ 12,172.18	\$ 12,324.98	1.26%
MGS-S Customer 4362	\$ 1,779.36	\$ 1,863.29	4.72%	\$ 4,658.47	\$ 4,742.40	1.80%
MGS-S Customer 4363	\$ 3,843.53	\$ 3,987.31	3.74%	\$ 10,801.47	\$ 10,945.24	1.33%
MGS-S Customer 4364	\$ 1,689.35	\$ 1,771.27	4.85%	\$ 4,249.64	\$ 4,331.56	1.93%
MGS-S Customer 4365	\$ 6,924.34	\$ 7,137.62	3.08%	\$ 20,286.52	\$ 20,499.80	1.05%
MGS-S Customer 4366	\$ 2,021.39	\$ 2,124.06	5.08%	\$ 5,069.66	\$ 5,172.33	2.03%
MGS-S Customer 4367	\$ 2,237.53	\$ 2,345.08	4.81%	\$ 5,753.53	\$ 5,861.09	1.87%
MGS-S Customer 4368	\$ 3,672.00	\$ 3,798.58	3.45%	\$ 10,144.88	\$ 10,271.46	1.25%
MGS-S Customer 4369	\$ 11,071.51	\$ 11,386.16	2.84%	\$ 31,229.73	\$ 31,544.38	1.01%
MGS-S Customer 4370	\$ 5,340.31	\$ 5,517.91	3.33%	\$ 15,589.28	\$ 15,766.88	1.14%
MGS-S Customer 4371	\$ 931.74	\$ 1,009.84	8.38%	\$ 1,614.76	\$ 1,692.85	4.84%
MGS-S Customer 4372	\$ 2,294.66	\$ 2,403.51	4.74%	\$ 6,202.63	\$ 6,311.48	1.75%
MGS-S Customer 4373	\$ 8,352.58	\$ 8,598.36	2.94%	\$ 25,210.19	\$ 25,455.97	0.97%
MGS-S Customer 4374	\$ 1,037.63	\$ 1,104.80	6.47%	\$ 2,196.33	\$ 2,263.50	3.06%
MGS-S Customer 4375	\$ 824.79	\$ 900.49	9.18%	\$ 1,558.99	\$ 1,634.68	4.86%
MGS-S Customer 4376	\$ 2,400.26	\$ 2,498.22	4.08%	\$ 6,876.17	\$ 6,974.13	1.42%
MGS-S Customer 4377	\$ 3,366.65	\$ 3,486.41	3.56%	\$ 9,901.51	\$ 10,021.27	1.21%
MGS-S Customer 4378	\$ 2,795.56	\$ 2,915.70	4.30%	\$ 7,546.42	\$ 7,666.56	1.59%
MGS-S Customer 4379	\$ 1,288.63	\$ 1,374.80	6.69%	\$ 2,753.87	\$ 2,840.03	3.13%
MGS-S Customer 4380	\$ 1,413.60	\$ 1,489.29	5.35%	\$ 3,435.05	\$ 3,510.74	2.20%
MGS-S Customer 4381	\$ 1,226.13	\$ 1,297.59	5.83%	\$ 2,841.68	\$ 2,913.14	2.51%
MGS-S Customer 4382	\$ 3,166.29	\$ 3,294.81	4.06%	\$ 9,181.37	\$ 9,309.89	1.40%
MGS-S Customer 4383	\$ 2,135.12	\$ 2,241.49	4.98%	\$ 9,598.33	\$ 9,704.70	1.11%
MGS-S Customer 4384	\$ 1,035.09	\$ 1,102.19	6.48%	\$ 2,254.55	\$ 2,321.65	2.98%
MGS-S Customer 4385	\$ 2,536.06	\$ 2,637.14	3.99%	\$ 7,042.96	\$ 7,144.03	1.44%
MGS-S Customer 4386	\$ 2,237.62	\$ 2,345.18	4.81%	\$ 5,752.72	\$ 5,860.28	1.87%
MGS-S Customer 4387	\$ 3,898.13	\$ 4,043.11	3.72%	\$ 11,183.24	\$ 11,328.22	1.30%
MGS-S Customer 4388	\$ 4,375.23	\$ 4,530.92	3.56%	\$ 12,534.20	\$ 12,689.88	1.24%
MGS-S Customer 4389	\$ 1,972.73	\$ 2,074.31	5.15%	\$ 4,814.01	\$ 4,915.60	2.11%
MGS-S Customer 4390	\$ 1,952.01	\$ 2,053.11	5.18%	\$ 4,831.94	\$ 4,933.04	2.09%
MGS-S Customer 4391	\$ 10,064.39	\$ 10,348.45	2.82%	\$ 30,975.63	\$ 31,259.69	0.92%
MGS-S Customer 4392	\$ 3,676.02	\$ 3,816.04	3.81%	\$ 10,153.63	\$ 10,293.65	1.38%
MGS-S Customer 4393	\$ 2,356.58	\$ 2,453.54	4.11%	\$ 6,459.04	\$ 6,556.00	1.50%
MGS-S Customer 4394	\$ 1,939.61	\$ 2,027.18	4.51%	\$ 5,191.15	\$ 5,278.72	1.69%
MGS-S Customer 4395	\$ 1,243.72	\$ 1,328.82	6.84%	\$ 2,524.99	\$ 2,610.09	3.37%
MGS-S Customer 4396	\$ 1,345.21	\$ 1,419.31	5.51%	\$ 3,143.13	\$ 3,217.24	2.36%
MGS-S Customer 4397	\$ 4,038.52	\$ 4,186.72	3.67%	\$ 11,375.52	\$ 11,523.72	1.30%

Internal Use

Customer	Distribution 8/23 Prices	Distribution 1/24 Prices	Distribution % Difference	Delivery 8/23 Prices	Delivery 1/24 Prices	Delivery % Difference
MGS-S Customer 4398	\$ 1,476.73	\$ 1,553.87	5.22%	\$ 3,714.34	\$ 3,791.48	2.08%
MGS-S Customer 4399	\$ 2,729.17	\$ 2,834.55	3.86%	\$ 7,757.32	\$ 7,862.69	1.36%
MGS-S Customer 4400	\$ 4,650.23	\$ 4,812.17	3.48%	\$ 13,615.11	\$ 13,777.05	1.19%
MGS-S Customer 4401	\$ 1,848.75	\$ 1,947.52	5.34%	\$ 4,470.33	\$ 4,569.10	2.21%
MGS-S Customer 4402	\$ 10,011.78	\$ 10,294.93	2.83%	\$ 30,543.93	\$ 30,827.07	0.93%
MGS-S Customer 4403	\$ 2,908.63	\$ 3,031.30	4.22%	\$ 7,935.47	\$ 8,058.14	1.55%
MGS-S Customer 4404	\$ 1,563.88	\$ 1,642.97	5.06%	\$ 3,977.73	\$ 4,056.83	1.99%
MGS-S Customer 4405	\$ 1,271.28	\$ 1,357.04	6.75%	\$ 2,667.44	\$ 2,753.19	3.21%
MGS-S Customer 4406	\$ 1,865.43	\$ 1,951.32	4.60%	\$ 4,903.83	\$ 4,989.72	1.75%
MGS-S Customer 4407	\$ 1,507.79	\$ 1,585.64	5.16%	\$ 3,772.37	\$ 3,850.22	2.06%
MGS-S Customer 4408	\$ 2,051.18	\$ 2,154.51	5.04%	\$ 5,180.53	\$ 5,283.87	1.99%
MGS-S Customer 4409	\$ 1,836.64	\$ 1,935.15	5.36%	\$ 4,448.35	\$ 4,546.86	2.21%
MGS-S Customer 4410	\$ 2,048.44	\$ 2,151.67	5.04%	\$ 4,916.72	\$ 5,019.95	2.10%
MGS-S Customer 4411	\$ 2,156.31	\$ 2,262.12	4.91%	\$ 5,660.19	\$ 5,765.99	1.87%
MGS-S Customer 4412	\$ 2,466.42	\$ 2,565.87	4.03%	\$ 6,929.37	\$ 7,028.82	1.44%
MGS-S Customer 4413	\$ 6,086.40	\$ 6,280.64	3.19%	\$ 17,747.49	\$ 17,941.73	1.09%
MGS-S Customer 4414	\$ 2,165.65	\$ 2,258.31	4.28%	\$ 5,930.94	\$ 6,023.61	1.56%
MGS-S Customer 4415	\$ 10,624.38	\$ 10,921.09	2.79%	\$ 33,038.13	\$ 33,334.84	0.90%
MGS-S Customer 4416	\$ 950.76	\$ 1,016.02	6.86%	\$ 1,969.76	\$ 2,035.01	3.31%
MGS-S Customer 4417	\$ 1,898.46	\$ 1,998.36	5.26%	\$ 4,733.92	\$ 4,833.82	2.11%
MGS-S Customer 4418	\$ 3,838.44	\$ 3,982.18	3.74%	\$ 10,778.63	\$ 10,922.37	1.33%
MGS-S Customer 4419	\$ 1,301.89	\$ 1,388.33	6.64%	\$ 2,747.48	\$ 2,833.92	3.15%
MGS-S Customer 4420	\$ 1,707.19	\$ 1,802.77	5.60%	\$ 4,054.24	\$ 4,149.82	2.36%
MGS-S Customer 4421	\$ 1,374.03	\$ 1,462.10	6.41%	\$ 2,992.28	\$ 3,080.34	2.94%
MGS-S Customer 4422	\$ 4,137.58	\$ 4,289.88	3.68%	\$ 10,912.99	\$ 11,065.30	1.40%
MGS-S Customer 4423	\$ 5,092.84	\$ 5,265.28	3.39%	\$ 15,132.44	\$ 15,304.88	1.14%
MGS-S Customer 4424	\$ 4,104.79	\$ 4,241.31	3.33%	\$ 12,235.14	\$ 12,371.66	1.12%
MGS-S Customer 4425	\$ 4,185.81	\$ 4,337.39	3.62%	\$ 11,804.77	\$ 11,956.35	1.28%
MGS-S Customer 4426	\$ 1,433.80	\$ 1,523.21	6.24%	\$ 3,236.04	\$ 3,325.45	2.76%
MGS-S Customer 4427	\$ 18,096.19	\$ 18,561.61	2.57%	\$ 57,469.13	\$ 57,934.54	0.81%
MGS-S Customer 4428	\$ 4,068.29	\$ 4,216.93	3.65%	\$ 11,070.31	\$ 11,218.95	1.34%
MGS-S Customer 4429	\$ 2,986.58	\$ 3,111.04	4.17%	\$ 8,340.39	\$ 8,464.86	1.49%
MGS-S Customer 4430	\$ 1,624.52	\$ 1,704.95	4.95%	\$ 4,065.79	\$ 4,146.22	1.98%
MGS-S Customer 4431	\$ 3,754.51	\$ 3,883.03	3.42%	\$ 11,064.73	\$ 11,193.25	1.16%
MGS-S Customer 4432	\$ 1,442.14	\$ 1,518.46	5.29%	\$ 3,377.72	\$ 3,454.03	2.26%
MGS-S Customer 4433	\$ 1,923.07	\$ 2,010.26	4.53%	\$ 5,195.95	\$ 5,283.14	1.68%
MGS-S Customer 4434	\$ 1,218.72	\$ 1,290.04	5.85%	\$ 2,872.69	\$ 2,944.02	2.48%
MGS-S Customer 4435	\$ 1,062.74	\$ 1,143.82	7.63%	\$ 2,016.01	\$ 2,097.09	4.02%
MGS-S Customer 4436	\$ 5,776.16	\$ 5,963.54	3.24%	\$ 16,640.08	\$ 16,827.46	1.13%
MGS-S Customer 4437	\$ 2,144.82	\$ 2,250.30	4.92%	\$ 5,444.65	\$ 5,550.13	1.94%

Internal Use

Customer	Distribution 8/23 Prices	Distribution 1/24 Prices	Distribution % Difference	Delivery 8/23 Prices	Delivery 1/24 Prices	Delivery % Difference
MGS-S Customer 4438	\$ 2,496.54	\$ 2,609.95	4.54%	\$ 6,621.06	\$ 6,734.47	1.71%
MGS-S Customer 4439	\$ 1,590.24	\$ 1,683.26	5.85%	\$ 3,685.95	\$ 3,778.97	2.52%
MGS-S Customer 4440	\$ 5,099.71	\$ 5,271.92	3.38%	\$ 14,759.85	\$ 14,932.06	1.17%
MGS-S Customer 4441	\$ 1,049.51	\$ 1,116.99	6.43%	\$ 2,336.32	\$ 2,403.81	2.89%
MGS-S Customer 4442	\$ 810.41	\$ 885.77	9.30%	\$ 1,220.59	\$ 1,295.96	6.17%
MGS-S Customer 4443	\$ 2,067.34	\$ 2,171.02	5.02%	\$ 5,088.32	\$ 5,191.99	2.04%
MGS-S Customer 4444	\$ 1,878.62	\$ 1,964.82	4.59%	\$ 4,932.27	\$ 5,018.48	1.75%
MGS-S Customer 4445	\$ 3,040.83	\$ 3,166.54	4.13%	\$ 8,286.99	\$ 8,412.70	1.52%
MGS-S Customer 4446	\$ 2,311.48	\$ 2,420.69	4.72%	\$ 6,047.62	\$ 6,156.83	1.81%
MGS-S Customer 4447	\$ 2,437.97	\$ 2,550.04	4.60%	\$ 6,240.64	\$ 6,352.72	1.80%
MGS-S Customer 4448	\$ 13,592.26	\$ 13,955.97	2.68%	\$ 42,824.62	\$ 43,188.32	0.85%
MGS-S Customer 4449	\$ 7,027.45	\$ 7,243.17	3.07%	\$ 20,543.18	\$ 20,758.90	1.05%
MGS-S Customer 4450	\$ 3,684.18	\$ 3,824.36	3.80%	\$ 10,380.07	\$ 10,520.25	1.35%
MGS-S Customer 4451	\$ 2,429.44	\$ 2,528.05	4.06%	\$ 6,593.70	\$ 6,692.30	1.50%
MGS-S Customer 4452	\$ 8,921.13	\$ 9,179.52	2.90%	\$ 27,790.80	\$ 28,049.19	0.93%
MGS-S Customer 4453	\$ 2,045.87	\$ 2,149.08	5.04%	\$ 5,076.22	\$ 5,179.43	2.03%
MGS-S Customer 4454	\$ 11,414.20	\$ 11,732.44	2.79%	\$ 33,748.57	\$ 34,066.81	0.94%
MGS-S Customer 4455	\$ 1,676.47	\$ 1,771.35	5.66%	\$ 3,836.99	\$ 3,931.87	2.47%
MGS-S Customer 4456	\$ 3,656.78	\$ 3,796.36	3.82%	\$ 10,475.73	\$ 10,615.30	1.33%
MGS-S Customer 4457	\$ 4,162.10	\$ 4,313.03	3.63%	\$ 11,769.05	\$ 11,919.99	1.28%
MGS-S Customer 4458	\$ 1,729.24	\$ 1,812.05	4.79%	\$ 4,438.00	\$ 4,520.81	1.87%
MGS-S Customer 4459	\$ 7,924.26	\$ 8,160.15	2.98%	\$ 24,284.03	\$ 24,519.91	0.97%
MGS-S Customer 4460	\$ 1,208.28	\$ 1,279.34	5.88%	\$ 2,801.09	\$ 2,872.16	2.54%
MGS-S Customer 4461	\$ 4,749.48	\$ 4,913.66	3.46%	\$ 13,936.34	\$ 14,100.52	1.18%
MGS-S Customer 4462	\$ 1,756.60	\$ 1,853.31	5.51%	\$ 4,228.26	\$ 4,324.97	2.29%
MGS-S Customer 4463	\$ 4,093.50	\$ 4,242.83	3.65%	\$ 11,561.07	\$ 11,710.40	1.29%
MGS-S Customer 4464	\$ 2,047.83	\$ 2,151.09	5.04%	\$ 5,202.44	\$ 5,305.70	1.98%
MGS-S Customer 4465	\$ 1,538.19	\$ 1,629.95	5.97%	\$ 3,483.88	\$ 3,575.64	2.63%
MGS-S Customer 4466	\$ 1,548.01	\$ 1,640.02	5.94%	\$ 3,544.31	\$ 3,636.32	2.60%
MGS-S Customer 4467	\$ 2,798.83	\$ 2,919.41	4.31%	\$ 7,310.09	\$ 7,430.68	1.65%
MGS-S Customer 4468	\$ 3,579.22	\$ 3,716.82	3.84%	\$ 9,517.61	\$ 9,655.21	1.45%
MGS-S Customer 4469	\$ 1,644.77	\$ 1,738.94	5.73%	\$ 3,808.93	\$ 3,903.10	2.47%
MGS-S Customer 4470	\$ 1,643.11	\$ 1,737.24	5.73%	\$ 3,813.38	\$ 3,907.51	2.47%
MGS-S Customer 4471	\$ 1,882.78	\$ 1,969.06	4.58%	\$ 4,952.34	\$ 5,038.63	1.74%
MGS-S Customer 4472	\$ 5,728.24	\$ 5,914.61	3.25%	\$ 16,812.18	\$ 16,998.55	1.11%
MGS-S Customer 4473	\$ 1,809.43	\$ 1,907.31	5.41%	\$ 4,338.78	\$ 4,436.66	2.26%
MGS-S Customer 4474	\$ 9,216.38	\$ 9,468.16	2.73%	\$ 28,715.98	\$ 28,967.76	0.88%
MGS-S Customer 4475	\$ 2,344.88	\$ 2,454.88	4.69%	\$ 6,009.01	\$ 6,119.00	1.83%
MGS-S Customer 4476	\$ 3,356.14	\$ 3,475.71	3.56%	\$ 9,611.70	\$ 9,731.27	1.24%
MGS-S Customer 4477	\$ 13,948.34	\$ 14,324.78	2.70%	\$ 42,381.98	\$ 42,758.42	0.89%

Internal Use

Customer	Distribution 8/23 Prices	Distribution 1/24 Prices	Distribution % Difference	Delivery 8/23 Prices	Delivery 1/24 Prices	Delivery % Difference
MGS-S Customer 4478	\$ 2,765.88	\$ 2,885.34	4.32%	\$ 7,437.03	\$ 7,556.48	1.61%
MGS-S Customer 4479	\$ 1,759.07	\$ 1,855.84	5.50%	\$ 4,285.84	\$ 4,382.61	2.26%
MGS-S Customer 4480	\$ 1,569.36	\$ 1,648.57	5.05%	\$ 3,938.97	\$ 4,018.19	2.01%
MGS-S Customer 4481	\$ 2,041.82	\$ 2,144.99	5.05%	\$ 5,102.88	\$ 5,206.06	2.02%
MGS-S Customer 4482	\$ 3,186.22	\$ 3,315.30	4.05%	\$ 8,874.23	\$ 9,003.31	1.45%
MGS-S Customer 4483	\$ 3,277.03	\$ 3,408.09	4.00%	\$ 8,846.07	\$ 8,977.13	1.48%
MGS-S Customer 4484	\$ 4,978.54	\$ 5,147.92	3.40%	\$ 14,634.73	\$ 14,804.11	1.16%
MGS-S Customer 4485	\$ 580.99	\$ 637.91	9.80%	\$ 789.24	\$ 846.15	7.21%
MGS-S Customer 4486	\$ 2,362.42	\$ 2,472.85	4.67%	\$ 6,072.14	\$ 6,182.58	1.82%
MGS-S Customer 4487	\$ 3,707.75	\$ 3,848.44	3.79%	\$ 10,462.56	\$ 10,603.25	1.34%
MGS-S Customer 4488	\$ 1,949.85	\$ 2,050.95	5.19%	\$ 4,915.48	\$ 5,016.59	2.06%
MGS-S Customer 4489	\$ 6,090.40	\$ 6,271.63	2.98%	\$ 18,610.79	\$ 18,792.02	0.97%
MGS-S Customer 4490	\$ 2,116.04	\$ 2,220.89	4.96%	\$ 5,320.92	\$ 5,425.77	1.97%
MGS-S Customer 4491	\$ 3,035.10	\$ 3,147.37	3.70%	\$ 8,527.29	\$ 8,639.57	1.32%
MGS-S Customer 4492	\$ 7,821.93	\$ 8,055.45	2.99%	\$ 24,199.83	\$ 24,433.35	0.96%
MGS-S Customer 4493	\$ 2,434.62	\$ 2,533.37	4.06%	\$ 6,792.25	\$ 6,891.00	1.45%
MGS-S Customer 4494	\$ 2,871.81	\$ 2,993.70	4.24%	\$ 7,755.82	\$ 7,877.70	1.57%
MGS-S Customer 4495	\$ 1,564.47	\$ 1,643.52	5.05%	\$ 3,874.19	\$ 3,953.24	2.04%
MGS-S Customer 4496	\$ 2,233.99	\$ 2,341.47	4.81%	\$ 5,614.35	\$ 5,721.83	1.91%
MGS-S Customer 4497	\$ 1,741.68	\$ 1,838.05	5.53%	\$ 4,146.60	\$ 4,242.96	2.32%
MGS-S Customer 4498	\$ 1,515.32	\$ 1,593.32	5.15%	\$ 3,785.38	\$ 3,863.37	2.06%
MGS-S Customer 4499	\$ 3,742.35	\$ 3,884.63	3.80%	\$ 10,102.02	\$ 10,244.30	1.41%
MGS-S Customer 4500	\$ 4,685.04	\$ 4,847.82	3.47%	\$ 13,798.71	\$ 13,961.49	1.18%
MGS-S Customer 4501	\$ 2,051.69	\$ 2,155.05	5.04%	\$ 5,096.10	\$ 5,199.46	2.03%
MGS-S Customer 4502	\$ 1,600.06	\$ 1,679.97	4.99%	\$ 3,950.23	\$ 4,030.14	2.02%
MGS-S Customer 4503	\$ 1,264.87	\$ 1,350.49	6.77%	\$ 2,681.62	\$ 2,767.24	3.19%
MGS-S Customer 4504	\$ 3,702.44	\$ 3,843.00	3.80%	\$ 10,419.30	\$ 10,559.86	1.35%
MGS-S Customer 4505	\$ 3,719.60	\$ 3,860.51	3.79%	\$ 10,325.20	\$ 10,466.11	1.36%
MGS-S Customer 4506	\$ 3,355.99	\$ 3,475.50	3.56%	\$ 9,680.00	\$ 9,799.51	1.23%
MGS-S Customer 4507	\$ 2,012.24	\$ 2,114.71	5.09%	\$ 4,990.33	\$ 5,092.80	2.05%
MGS-S Customer 4508	\$ 6,124.62	\$ 6,322.54	3.23%	\$ 17,531.71	\$ 17,729.63	1.13%
MGS-S Customer 4509	\$ 1,692.96	\$ 1,788.24	5.63%	\$ 3,993.52	\$ 4,088.79	2.39%
MGS-S Customer 4510	\$ 1,815.28	\$ 1,900.03	4.67%	\$ 4,670.82	\$ 4,755.57	1.81%
MGS-S Customer 4511	\$ 2,224.28	\$ 2,331.55	4.82%	\$ 5,720.61	\$ 5,827.88	1.88%
MGS-S Customer 4512	\$ 18,678.14	\$ 19,156.56	2.56%	\$ 59,263.34	\$ 59,741.75	0.81%
MGS-S Customer 4513	\$ 1,236.12	\$ 1,307.78	5.80%	\$ 2,833.56	\$ 2,905.21	2.53%
MGS-S Customer 4514	\$ 2,830.86	\$ 2,951.83	4.27%	\$ 7,675.77	\$ 7,796.75	1.58%
MGS-S Customer 4515	\$ 4,037.61	\$ 4,185.78	3.67%	\$ 11,169.26	\$ 11,317.42	1.33%
MGS-S Customer 4516	\$ 2,231.48	\$ 2,338.87	4.81%	\$ 5,555.34	\$ 5,662.73	1.93%
MGS-S Customer 4517	\$ 489.28	\$ 544.13	11.21%	\$ 501.16	\$ 556.00	10.94%

Internal Use

Customer	Distribution 8/23 Prices	Distribution 1/24 Prices	Distribution % Difference	Delivery 8/23 Prices	Delivery 1/24 Prices	Delivery % Difference
MGS-S Customer 4518	\$ 12,813.51	\$ 13,159.72	2.70%	\$ 40,157.66	\$ 40,503.87	0.86%
MGS-S Customer 4519	\$ 1,371.91	\$ 1,446.65	5.45%	\$ 3,346.18	\$ 3,420.92	2.23%
MGS-S Customer 4520	\$ 3,487.83	\$ 3,610.35	3.51%	\$ 10,268.17	\$ 10,390.69	1.19%
MGS-S Customer 4521	\$ 674.35	\$ 733.38	8.75%	\$ 1,098.34	\$ 1,157.37	5.37%
MGS-S Customer 4522	\$ 4,288.47	\$ 4,429.02	3.28%	\$ 12,970.53	\$ 13,111.08	1.08%
MGS-S Customer 4523	\$ 1,951.11	\$ 2,052.19	5.18%	\$ 4,839.04	\$ 4,940.12	2.09%
MGS-S Customer 4524	\$ 1,819.25	\$ 1,904.11	4.66%	\$ 4,813.98	\$ 4,898.84	1.76%
MGS-S Customer 4525	\$ 2,616.52	\$ 2,732.64	4.44%	\$ 6,969.44	\$ 7,085.56	1.67%
MGS-S Customer 4526	\$ 853.39	\$ 929.72	8.94%	\$ 1,375.42	\$ 1,451.75	5.55%
MGS-S Customer 4527	\$ 793.20	\$ 868.18	9.45%	\$ 1,145.43	\$ 1,220.41	6.55%
MGS-S Customer 4528	\$ 1,409.41	\$ 1,485.01	5.36%	\$ 3,417.13	\$ 3,492.73	2.21%
MGS-S Customer 4529	\$ 2,114.17	\$ 2,218.93	4.96%	\$ 5,420.85	\$ 5,525.61	1.93%
MGS-S Customer 4530	\$ 1,949.10	\$ 2,036.87	4.50%	\$ 5,129.98	\$ 5,217.75	1.71%
MGS-S Customer 4531	\$ 2,734.03	\$ 2,852.83	4.35%	\$ 7,302.85	\$ 7,421.65	1.63%
MGS-S Customer 4532	\$ 1,864.61	\$ 1,963.81	5.32%	\$ 4,589.88	\$ 4,689.09	2.16%
MGS-S Customer 4533	\$ 3,022.97	\$ 3,148.23	4.14%	\$ 8,243.51	\$ 8,368.78	1.52%
MGS-S Customer 4534	\$ 1,934.03	\$ 2,021.47	4.52%	\$ 5,165.33	\$ 5,252.77	1.69%
MGS-S Customer 4535	\$ 7,157.79	\$ 7,383.10	3.15%	\$ 18,823.89	\$ 19,049.19	1.20%
MGS-S Customer 4536	\$ 2,945.96	\$ 3,069.49	4.19%	\$ 8,163.03	\$ 8,286.56	1.51%
MGS-S Customer 4537	\$ 2,651.89	\$ 2,768.77	4.41%	\$ 6,918.65	\$ 7,035.53	1.69%
MGS-S Customer 4538	\$ 928.39	\$ 993.10	6.97%	\$ 1,844.17	\$ 1,908.88	3.51%
MGS-S Customer 4539	\$ 3,075.36	\$ 3,201.81	4.11%	\$ 8,514.60	\$ 8,641.05	1.49%
MGS-S Customer 4540	\$ 3,273.13	\$ 3,404.11	4.00%	\$ 9,027.68	\$ 9,158.67	1.45%
MGS-S Customer 4541	\$ 3,845.81	\$ 3,989.87	3.75%	\$ 10,723.21	\$ 10,867.27	1.34%
MGS-S Customer 4542	\$ 1,285.36	\$ 1,358.17	5.66%	\$ 3,092.92	\$ 3,165.73	2.35%
MGS-S Customer 4543	\$ 1,322.96	\$ 1,396.54	5.56%	\$ 3,046.06	\$ 3,119.65	2.42%
MGS-S Customer 4544	\$ 3,578.74	\$ 3,716.57	3.85%	\$ 9,799.86	\$ 9,937.69	1.41%
MGS-S Customer 4545	\$ 4,540.60	\$ 4,686.79	3.22%	\$ 13,544.09	\$ 13,690.27	1.08%
MGS-S Customer 4546	\$ 4,672.47	\$ 4,835.11	3.48%	\$ 13,773.55	\$ 13,936.19	1.18%
MGS-S Customer 4547	\$ 2,310.86	\$ 2,420.05	4.73%	\$ 6,013.37	\$ 6,122.56	1.82%
MGS-S Customer 4548	\$ 24,834.75	\$ 25,500.00	2.68%	\$ 61,489.24	\$ 62,154.49	1.08%
MGS-S Customer 4549	\$ 1,722.78	\$ 1,818.74	5.57%	\$ 4,042.48	\$ 4,138.44	2.37%
MGS-S Customer 4550	\$ 2,244.61	\$ 2,339.03	4.21%	\$ 5,960.03	\$ 6,054.45	1.58%
MGS-S Customer 4551	\$ 3,690.32	\$ 3,830.65	3.80%	\$ 10,590.93	\$ 10,731.26	1.33%
MGS-S Customer 4552	\$ 1,456.88	\$ 1,546.82	6.17%	\$ 3,261.80	\$ 3,351.75	2.76%
MGS-S Customer 4553	\$ 3,101.30	\$ 3,215.07	3.67%	\$ 8,817.64	\$ 8,931.41	1.29%
MGS-S Customer 4554	\$ 744.89	\$ 818.78	9.92%	\$ 996.43	\$ 1,070.32	7.42%
MGS-S Customer 4555	\$ 2,569.09	\$ 2,684.18	4.48%	\$ 6,812.16	\$ 6,927.25	1.69%
MGS-S Customer 4556	\$ 7,296.03	\$ 7,517.73	3.04%	\$ 22,393.96	\$ 22,615.66	0.99%
MGS-S Customer 4557	\$ 2,795.31	\$ 2,915.47	4.30%	\$ 7,497.64	\$ 7,617.80	1.60%

Internal Use

Customer	Distribution 8/23 Prices	Distribution 1/24 Prices	Distribution % Difference	Delivery 8/23 Prices	Delivery 1/24 Prices	Delivery % Difference
MGS-S Customer 4558	\$ 6,807.76	\$ 7,021.35	3.14%	\$ 20,086.48	\$ 20,300.07	1.06%
MGS-S Customer 4559	\$ 2,027.10	\$ 2,129.91	5.07%	\$ 5,135.97	\$ 5,238.78	2.00%
MGS-S Customer 4560	\$ 5,101.85	\$ 5,274.01	3.37%	\$ 14,917.89	\$ 15,090.05	1.15%
MGS-S Customer 4561	\$ 1,993.97	\$ 2,096.01	5.12%	\$ 4,865.51	\$ 4,967.54	2.10%
MGS-S Customer 4562	\$ 2,182.87	\$ 2,289.19	4.87%	\$ 5,647.54	\$ 5,753.86	1.88%
MGS-S Customer 4563	\$ 4,698.37	\$ 4,861.34	3.47%	\$ 13,405.33	\$ 13,568.30	1.22%
MGS-S Customer 4564	\$ 1,672.14	\$ 1,753.64	4.87%	\$ 4,211.47	\$ 4,292.96	1.93%
MGS-S Customer 4565	\$ 2,481.08	\$ 2,594.12	4.56%	\$ 6,619.46	\$ 6,732.50	1.71%
MGS-S Customer 4566	\$ 2,157.92	\$ 2,263.67	4.90%	\$ 5,454.08	\$ 5,559.83	1.94%
MGS-S Customer 4567	\$ 3,855.77	\$ 3,999.82	3.74%	\$ 11,003.54	\$ 11,147.59	1.31%
MGS-S Customer 4568	\$ 1,675.39	\$ 1,756.90	4.87%	\$ 4,106.15	\$ 4,187.65	1.98%
MGS-S Customer 4569	\$ 1,583.82	\$ 1,676.63	5.86%	\$ 3,729.30	\$ 3,822.11	2.49%
MGS-S Customer 4570	\$ 1,750.49	\$ 1,833.80	4.76%	\$ 4,639.72	\$ 4,723.02	1.80%
MGS-S Customer 4571	\$ 1,269.12	\$ 1,341.61	5.71%	\$ 3,054.69	\$ 3,127.18	2.37%
MGS-S Customer 4572	\$ 1,764.69	\$ 1,861.57	5.49%	\$ 4,219.28	\$ 4,316.16	2.30%
MGS-S Customer 4573	\$ 4,435.06	\$ 4,592.21	3.54%	\$ 13,125.84	\$ 13,282.98	1.20%
MGS-S Customer 4574	\$ 1,555.61	\$ 1,634.53	5.07%	\$ 4,074.70	\$ 4,153.62	1.94%
MGS-S Customer 4575	\$ 2,704.41	\$ 2,809.22	3.88%	\$ 7,681.26	\$ 7,786.07	1.36%
MGS-S Customer 4576	\$ 2,456.52	\$ 2,569.01	4.58%	\$ 6,551.49	\$ 6,663.98	1.72%
MGS-S Customer 4577	\$ 7,528.66	\$ 7,755.52	3.01%	\$ 22,596.88	\$ 22,823.74	1.00%
MGS-S Customer 4578	\$ 4,590.99	\$ 4,738.30	3.21%	\$ 13,751.21	\$ 13,898.53	1.07%
MGS-S Customer 4579	\$ 4,769.86	\$ 4,934.47	3.45%	\$ 13,720.45	\$ 13,885.06	1.20%
MGS-S Customer 4580	\$ 971.23	\$ 1,050.23	8.13%	\$ 1,857.97	\$ 1,936.97	4.25%
MGS-S Customer 4581	\$ 2,456.24	\$ 2,555.39	4.04%	\$ 6,545.78	\$ 6,644.93	1.51%
MGS-S Customer 4582	\$ 2,951.77	\$ 3,062.17	3.74%	\$ 8,358.76	\$ 8,469.16	1.32%
MGS-S Customer 4583	\$ 4,400.17	\$ 4,556.46	3.55%	\$ 12,902.61	\$ 13,058.90	1.21%
MGS-S Customer 4584	\$ 3,763.53	\$ 3,892.27	3.42%	\$ 11,001.62	\$ 11,130.36	1.17%
MGS-S Customer 4585	\$ 1,366.16	\$ 1,440.73	5.46%	\$ 3,213.84	\$ 3,288.40	2.32%
MGS-S Customer 4586	\$ 2,239.22	\$ 2,333.55	4.21%	\$ 6,045.98	\$ 6,140.31	1.56%
MGS-S Customer 4587	\$ 2,478.22	\$ 2,577.98	4.03%	\$ 6,795.41	\$ 6,895.17	1.47%
MGS-S Customer 4588	\$ 2,547.56	\$ 2,648.84	3.98%	\$ 7,160.16	\$ 7,261.44	1.41%
MGS-S Customer 4589	\$ 1,860.82	\$ 1,959.87	5.32%	\$ 4,482.75	\$ 4,581.80	2.21%
MGS-S Customer 4590	\$ 1,723.96	\$ 1,806.66	4.80%	\$ 4,414.99	\$ 4,497.69	1.87%
MGS-S Customer 4591	\$ 3,044.62	\$ 3,171.04	4.15%	\$ 8,022.36	\$ 8,148.78	1.58%
MGS-S Customer 4592	\$ 2,472.90	\$ 2,585.74	4.56%	\$ 6,366.48	\$ 6,479.32	1.77%
MGS-S Customer 4593	\$ 1,899.30	\$ 1,985.95	4.56%	\$ 4,960.66	\$ 5,047.30	1.75%
MGS-S Customer 4594	\$ 1,762.85	\$ 1,859.68	5.49%	\$ 4,175.34	\$ 4,272.17	2.32%
MGS-S Customer 4595	\$ 3,711.33	\$ 3,852.03	3.79%	\$ 10,036.95	\$ 10,177.65	1.40%
MGS-S Customer 4596	\$ 1,913.41	\$ 2,013.68	5.24%	\$ 4,697.16	\$ 4,797.42	2.13%
MGS-S Customer 4597	\$ 1,543.39	\$ 1,635.31	5.96%	\$ 3,582.15	\$ 3,674.08	2.57%

Internal Use

Customer	Distribution 8/23 Prices	Distribution 1/24 Prices	Distribution % Difference	Delivery 8/23 Prices	Delivery 1/24 Prices	Delivery % Difference
MGS-S Customer 4598	\$ 4,356.16	\$ 4,511.52	3.57%	\$ 12,847.67	\$ 13,003.04	1.21%
MGS-S Customer 4599	\$ 4,392.94	\$ 4,549.08	3.55%	\$ 12,539.25	\$ 12,695.39	1.25%
MGS-S Customer 4600	\$ 2,384.77	\$ 2,482.37	4.09%	\$ 6,614.51	\$ 6,712.10	1.48%
MGS-S Customer 4601	\$ 3,031.64	\$ 3,157.10	4.14%	\$ 8,474.76	\$ 8,600.22	1.48%
MGS-S Customer 4602	\$ 10,133.70	\$ 10,419.52	2.82%	\$ 31,135.32	\$ 31,421.14	0.92%
MGS-S Customer 4603	\$ 4,373.69	\$ 4,529.42	3.56%	\$ 12,827.79	\$ 12,983.52	1.21%
MGS-S Customer 4604	\$ 2,907.32	\$ 3,029.96	4.22%	\$ 7,805.63	\$ 7,928.28	1.57%
MGS-S Customer 4605	\$ 2,353.66	\$ 2,450.60	4.12%	\$ 6,395.17	\$ 6,492.10	1.52%
MGS-S Customer 4606	\$ 1,927.93	\$ 2,028.47	5.21%	\$ 4,718.34	\$ 4,818.89	2.13%
MGS-S Customer 4607	\$ 4,065.13	\$ 4,200.67	3.33%	\$ 12,045.04	\$ 12,180.58	1.13%
MGS-S Customer 4608	\$ 1,337.61	\$ 1,424.89	6.53%	\$ 2,919.87	\$ 3,007.15	2.99%
MGS-S Customer 4609	\$ 1,936.76	\$ 2,024.26	4.52%	\$ 5,110.57	\$ 5,198.07	1.71%
MGS-S Customer 4610	\$ 2,721.21	\$ 2,826.41	3.87%	\$ 7,521.56	\$ 7,626.75	1.40%
MGS-S Customer 4611	\$ 6,191.90	\$ 6,388.67	3.18%	\$ 17,636.71	\$ 17,833.48	1.12%
MGS-S Customer 4612	\$ 1,295.10	\$ 1,381.39	6.66%	\$ 2,754.53	\$ 2,840.82	3.13%
MGS-S Customer 4613	\$ 1,525.02	\$ 1,603.21	5.13%	\$ 3,783.93	\$ 3,862.12	2.07%
MGS-S Customer 4614	\$ 1,623.36	\$ 1,703.79	4.95%	\$ 4,217.24	\$ 4,297.67	1.91%
MGS-S Customer 4615	\$ 1,855.67	\$ 1,941.33	4.62%	\$ 4,779.99	\$ 4,865.66	1.79%
MGS-S Customer 4616	\$ 1,585.03	\$ 1,677.85	5.86%	\$ 3,694.57	\$ 3,787.38	2.51%
MGS-S Customer 4617	\$ 1,191.25	\$ 1,275.20	7.05%	\$ 2,424.63	\$ 2,508.58	3.46%
MGS-S Customer 4618	\$ 3,288.88	\$ 3,420.19	3.99%	\$ 9,014.25	\$ 9,145.56	1.46%
MGS-S Customer 4619	\$ 5,815.59	\$ 6,003.96	3.24%	\$ 17,063.74	\$ 17,252.11	1.10%
MGS-S Customer 4620	\$ 4,498.19	\$ 4,643.52	3.23%	\$ 13,514.45	\$ 13,659.78	1.08%
MGS-S Customer 4621	\$ 1,407.12	\$ 1,482.59	5.36%	\$ 3,289.62	\$ 3,365.09	2.29%
MGS-S Customer 4622	\$ 3,723.43	\$ 3,864.57	3.79%	\$ 10,534.31	\$ 10,675.45	1.34%
MGS-S Customer 4623	\$ 2,782.49	\$ 2,902.41	4.31%	\$ 7,500.26	\$ 7,620.18	1.60%
MGS-S Customer 4624	\$ 1,095.62	\$ 1,164.08	6.25%	\$ 2,341.96	\$ 2,410.42	2.92%
MGS-S Customer 4625	\$ 859.11	\$ 922.32	7.36%	\$ 1,792.08	\$ 1,855.29	3.53%
MGS-S Customer 4626	\$ 2,123.60	\$ 2,228.62	4.95%	\$ 5,360.51	\$ 5,465.54	1.96%
MGS-S Customer 4627	\$ 2,637.91	\$ 2,754.48	4.42%	\$ 7,189.11	\$ 7,305.69	1.62%
MGS-S Customer 4628	\$ 2,299.28	\$ 2,408.24	4.74%	\$ 5,948.76	\$ 6,057.72	1.83%
MGS-S Customer 4629	\$ 1,977.72	\$ 2,066.17	4.47%	\$ 5,107.00	\$ 5,195.45	1.73%
MGS-S Customer 4630	\$ 3,534.87	\$ 3,671.67	3.87%	\$ 9,813.85	\$ 9,950.65	1.39%
MGS-S Customer 4631	\$ 1,963.31	\$ 2,064.69	5.16%	\$ 4,994.34	\$ 5,095.73	2.03%
MGS-S Customer 4632	\$ 1,912.23	\$ 1,999.21	4.55%	\$ 4,990.41	\$ 5,077.39	1.74%
MGS-S Customer 4633	\$ 1,451.56	\$ 1,528.10	5.27%	\$ 3,533.30	\$ 3,609.84	2.17%
MGS-S Customer 4634	\$ 11,558.59	\$ 11,879.16	2.77%	\$ 34,819.25	\$ 35,139.82	0.92%
MGS-S Customer 4635	\$ 2,466.14	\$ 2,578.87	4.57%	\$ 6,441.75	\$ 6,554.48	1.75%
MGS-S Customer 4636	\$ 2,215.06	\$ 2,322.21	4.84%	\$ 5,603.95	\$ 5,711.10	1.91%
MGS-S Customer 4637	\$ 1,654.58	\$ 1,735.74	4.91%	\$ 4,231.01	\$ 4,312.17	1.92%

Internal Use

Customer	Distribution 8/23 Prices	Distribution 1/24 Prices	Distribution % Difference	Delivery 8/23 Prices	Delivery 1/24 Prices	Delivery % Difference
MGS-S Customer 4638	\$ 1,490.33	\$ 1,581.00	6.08%	\$ 3,358.23	\$ 3,448.90	2.70%
MGS-S Customer 4639	\$ 1,622.96	\$ 1,716.63	5.77%	\$ 3,794.33	\$ 3,887.99	2.47%
MGS-S Customer 4640	\$ 4,353.77	\$ 4,509.04	3.57%	\$ 12,473.10	\$ 12,628.37	1.24%
MGS-S Customer 4641	\$ 1,581.01	\$ 1,673.71	5.86%	\$ 3,603.22	\$ 3,695.92	2.57%
MGS-S Customer 4642	\$ 3,238.18	\$ 3,355.06	3.61%	\$ 9,359.15	\$ 9,476.03	1.25%
MGS-S Customer 4643	\$ 2,167.96	\$ 2,273.95	4.89%	\$ 5,531.17	\$ 5,637.17	1.92%
MGS-S Customer 4644	\$ 3,131.06	\$ 3,258.80	4.08%	\$ 8,757.25	\$ 8,884.99	1.46%
MGS-S Customer 4645	\$ 1,344.91	\$ 1,432.32	6.50%	\$ 2,971.19	\$ 3,058.60	2.94%
MGS-S Customer 4646	\$ 2,002.82	\$ 2,091.82	4.44%	\$ 5,395.36	\$ 5,484.36	1.65%
MGS-S Customer 4647	\$ 2,556.26	\$ 2,657.73	3.97%	\$ 7,080.48	\$ 7,181.95	1.43%
MGS-S Customer 4648	\$ 2,879.18	\$ 3,001.21	4.24%	\$ 7,832.95	\$ 7,954.98	1.56%
MGS-S Customer 4649	\$ 3,962.83	\$ 4,109.60	3.70%	\$ 11,363.69	\$ 11,510.46	1.29%
MGS-S Customer 4650	\$ 914.68	\$ 979.15	7.05%	\$ 1,877.66	\$ 1,942.13	3.43%
MGS-S Customer 4651	\$ 1,162.90	\$ 1,246.22	7.16%	\$ 2,363.09	\$ 2,446.41	3.53%
MGS-S Customer 4652	\$ 2,274.66	\$ 2,383.04	4.76%	\$ 5,847.65	\$ 5,956.04	1.85%
MGS-S Customer 4653	\$ 2,060.36	\$ 2,150.70	4.38%	\$ 5,588.88	\$ 5,679.21	1.62%
MGS-S Customer 4654	\$ 9,769.38	\$ 10,054.24	2.92%	\$ 26,566.85	\$ 26,851.71	1.07%
MGS-S Customer 4655	\$ 2,535.09	\$ 2,649.36	4.51%	\$ 6,759.71	\$ 6,873.98	1.69%
MGS-S Customer 4656	\$ 1,399.41	\$ 1,474.78	5.39%	\$ 3,453.46	\$ 3,528.83	2.18%
MGS-S Customer 4657	\$ 2,214.62	\$ 2,321.66	4.83%	\$ 5,689.58	\$ 5,796.62	1.88%
MGS-S Customer 4658	\$ 3,143.46	\$ 3,271.45	4.07%	\$ 8,846.86	\$ 8,974.84	1.45%
MGS-S Customer 4659	\$ 20,418.36	\$ 20,936.16	2.54%	\$ 64,053.87	\$ 64,571.67	0.81%
MGS-S Customer 4660	\$ 1,499.13	\$ 1,590.02	6.06%	\$ 3,426.91	\$ 3,517.80	2.65%
MGS-S Customer 4661	\$ 1,639.64	\$ 1,720.41	4.93%	\$ 4,181.83	\$ 4,262.61	1.93%
MGS-S Customer 4662	\$ 554.05	\$ 610.36	10.16%	\$ 710.94	\$ 767.25	7.92%
MGS-S Customer 4663	\$ 11,564.58	\$ 11,893.75	2.85%	\$ 31,697.18	\$ 32,026.35	1.04%
MGS-S Customer 4664	\$ 1,762.77	\$ 1,846.35	4.74%	\$ 4,649.86	\$ 4,733.44	1.80%
MGS-S Customer 4665	\$ 1,894.69	\$ 1,994.51	5.27%	\$ 4,626.36	\$ 4,726.18	2.16%
MGS-S Customer 4666	\$ 3,615.35	\$ 3,740.72	3.47%	\$ 10,548.82	\$ 10,674.19	1.19%
MGS-S Customer 4667	\$ 2,721.01	\$ 2,826.22	3.87%	\$ 7,763.69	\$ 7,868.91	1.36%
MGS-S Customer 4668	\$ 2,415.88	\$ 2,514.15	4.07%	\$ 6,512.71	\$ 6,610.98	1.51%
MGS-S Customer 4669	\$ 3,291.77	\$ 3,423.09	3.99%	\$ 9,176.58	\$ 9,307.90	1.43%
MGS-S Customer 4670	\$ 1,733.53	\$ 1,816.46	4.78%	\$ 4,538.34	\$ 4,621.26	1.83%
MGS-S Customer 4671	\$ 3,979.21	\$ 4,126.05	3.69%	\$ 11,490.33	\$ 11,637.17	1.28%
MGS-S Customer 4672	\$ 3,591.66	\$ 3,729.76	3.85%	\$ 10,350.63	\$ 10,488.74	1.33%
MGS-S Customer 4673	\$ 2,476.27	\$ 2,589.22	4.56%	\$ 6,813.65	\$ 6,926.59	1.66%
MGS-S Customer 4674	\$ 5,483.80	\$ 5,664.58	3.30%	\$ 16,259.76	\$ 16,440.55	1.11%
MGS-S Customer 4675	\$ 1,737.04	\$ 1,833.28	5.54%	\$ 4,096.28	\$ 4,192.52	2.35%
MGS-S Customer 4676	\$ 3,095.16	\$ 3,208.74	3.67%	\$ 8,540.07	\$ 8,653.65	1.33%
MGS-S Customer 4677	\$ 1,502.14	\$ 1,579.85	5.17%	\$ 3,756.83	\$ 3,834.54	2.07%

Customer	Distribution 8/23 Prices	Distribution 1/24 Prices	Distribution % Difference	Delivery 8/23 Prices	Delivery 1/24 Prices	Delivery % Difference
MGS-S Customer 4678	\$ 3,906.25	\$ 4,051.46	3.72%	\$ 11,095.92	\$ 11,241.12	1.31%
MGS-S Customer 4679	\$ 2,225.49	\$ 2,332.74	4.82%	\$ 5,691.00	\$ 5,798.26	1.88%
MGS-S Customer 4680	\$ 1,413.56	\$ 1,502.56	6.30%	\$ 3,184.53	\$ 3,273.52	2.79%
MGS-S Customer 4681	\$ 1,552.20	\$ 1,631.02	5.08%	\$ 3,971.80	\$ 4,050.62	1.98%
MGS-S Customer 4682	\$ 1,584.42	\$ 1,677.23	5.86%	\$ 3,661.19	\$ 3,754.00	2.53%
MGS-S Customer 4683	\$ 1,633.39	\$ 1,714.04	4.94%	\$ 4,235.52	\$ 4,316.17	1.90%
MGS-S Customer 4684	\$ 14,338.91	\$ 14,719.53	2.65%	\$ 44,219.70	\$ 44,600.33	0.86%
MGS-S Customer 4685	\$ 1,739.83	\$ 1,822.89	4.77%	\$ 4,460.14	\$ 4,543.20	1.86%
MGS-S Customer 4686	\$ 10,791.86	\$ 11,092.35	2.78%	\$ 33,958.15	\$ 34,258.63	0.88%
MGS-S Customer 4687	\$ 7,952.73	\$ 8,189.29	2.97%	\$ 24,050.67	\$ 24,287.24	0.98%
MGS-S Customer 4688	\$ 1,775.88	\$ 1,873.03	5.47%	\$ 4,291.50	\$ 4,388.65	2.26%
MGS-S Customer 4689	\$ 1,101.73	\$ 1,183.67	7.44%	\$ 2,225.69	\$ 2,307.63	3.68%
MGS-S Customer 4690	\$ 2,855.55	\$ 2,976.98	4.25%	\$ 7,451.15	\$ 7,572.58	1.63%
MGS-S Customer 4691	\$ 1,522.79	\$ 1,600.95	5.13%	\$ 3,779.84	\$ 3,858.00	2.07%
MGS-S Customer 4692	\$ 3,953.76	\$ 4,100.04	3.70%	\$ 10,936.35	\$ 11,082.63	1.34%
MGS-S Customer 4693	\$ 6,727.30	\$ 6,936.34	3.11%	\$ 20,390.53	\$ 20,599.58	1.03%
MGS-S Customer 4694	\$ 14,298.09	\$ 14,691.63	2.75%	\$ 39,710.53	\$ 40,104.07	0.99%
MGS-S Customer 4695	\$ 1,606.94	\$ 1,700.25	5.81%	\$ 3,699.19	\$ 3,792.50	2.52%
MGS-S Customer 4696	\$ 3,922.42	\$ 4,068.06	3.71%	\$ 10,950.10	\$ 11,095.74	1.33%
MGS-S Customer 4697	\$ 1,259.85	\$ 1,332.11	5.74%	\$ 2,957.51	\$ 3,029.76	2.44%
MGS-S Customer 4698	\$ 1,946.23	\$ 2,047.23	5.19%	\$ 4,725.56	\$ 4,826.56	2.14%
MGS-S Customer 4699	\$ 5,207.56	\$ 5,387.00	3.45%	\$ 13,386.89	\$ 13,566.34	1.34%
MGS-S Customer 4700	\$ 1,533.99	\$ 1,625.67	5.98%	\$ 3,504.40	\$ 3,596.08	2.62%
MGS-S Customer 4701	\$ 1,556.15	\$ 1,648.32	5.92%	\$ 3,579.52	\$ 3,671.69	2.57%
MGS-S Customer 4702	\$ 8,703.96	\$ 8,960.03	2.94%	\$ 24,945.99	\$ 25,202.05	1.03%
MGS-S Customer 4703	\$ 1,605.96	\$ 1,699.26	5.81%	\$ 3,693.66	\$ 3,786.96	2.53%
MGS-S Customer 4704	\$ 2,340.67	\$ 2,450.56	4.69%	\$ 5,870.27	\$ 5,980.16	1.87%
MGS-S Customer 4705	\$ 2,468.13	\$ 2,580.91	4.57%	\$ 6,482.99	\$ 6,595.77	1.74%
MGS-S Customer 4706	\$ 3,037.02	\$ 3,162.56	4.13%	\$ 8,311.40	\$ 8,436.94	1.51%
MGS-S Customer 4707	\$ 1,579.70	\$ 1,659.13	5.03%	\$ 3,916.18	\$ 3,995.61	2.03%
MGS-S Customer 4708	\$ 1,914.22	\$ 2,001.22	4.54%	\$ 5,023.84	\$ 5,110.83	1.73%
MGS-S Customer 4709	\$ 2,364.56	\$ 2,475.08	4.67%	\$ 6,049.54	\$ 6,160.06	1.83%
MGS-S Customer 4710	\$ 1,662.64	\$ 1,757.25	5.69%	\$ 3,940.64	\$ 4,035.25	2.40%
MGS-S Customer 4711	\$ 1,939.10	\$ 2,026.61	4.51%	\$ 5,111.49	\$ 5,199.00	1.71%
MGS-S Customer 4712	\$ 1,710.47	\$ 1,806.14	5.59%	\$ 4,081.77	\$ 4,177.45	2.34%
MGS-S Customer 4713	\$ 5,296.70	\$ 5,473.25	3.33%	\$ 15,605.07	\$ 15,781.62	1.13%
MGS-S Customer 4714	\$ 1,410.60	\$ 1,486.21	5.36%	\$ 3,421.22	\$ 3,496.83	2.21%
MGS-S Customer 4715	\$ 4,010.79	\$ 4,158.47	3.68%	\$ 11,558.77	\$ 11,706.45	1.28%
MGS-S Customer 4716	\$ 3,621.13	\$ 3,760.02	3.84%	\$ 10,194.68	\$ 10,333.57	1.36%
MGS-S Customer 4717	\$ 6,155.74	\$ 6,351.67	3.18%	\$ 18,379.66	\$ 18,575.60	1.07%

Internal Use

Customer	Distribution 8/23 Prices	Distribution 1/24 Prices	Distribution % Difference	Delivery 8/23 Prices	Delivery 1/24 Prices	Delivery % Difference
MGS-S Customer 4718	\$ 1,896.33	\$ 1,996.17	5.26%	\$ 4,624.19	\$ 4,724.03	2.16%
MGS-S Customer 4719	\$ 5,313.79	\$ 5,490.78	3.33%	\$ 15,499.14	\$ 15,676.13	1.14%
MGS-S Customer 4720	\$ 1,706.44	\$ 1,801.97	5.60%	\$ 3,952.84	\$ 4,048.37	2.42%
MGS-S Customer 4721	\$ 2,111.40	\$ 2,216.10	4.96%	\$ 5,304.42	\$ 5,409.11	1.97%
MGS-S Customer 4722	\$ 1,751.14	\$ 1,834.45	4.76%	\$ 4,695.87	\$ 4,779.19	1.77%
MGS-S Customer 4723	\$ 2,785.96	\$ 2,892.62	3.83%	\$ 8,128.97	\$ 8,235.63	1.31%
MGS-S Customer 4724	\$ 1,509.15	\$ 1,600.27	6.04%	\$ 3,438.86	\$ 3,529.98	2.65%
MGS-S Customer 4725	\$ 1,879.89	\$ 1,979.38	5.29%	\$ 4,608.17	\$ 4,707.66	2.16%
MGS-S Customer 4726	\$ 4,836.83	\$ 5,002.96	3.43%	\$ 13,891.37	\$ 14,057.51	1.20%
MGS-S Customer 4727	\$ 4,552.08	\$ 4,711.87	3.51%	\$ 13,457.39	\$ 13,617.17	1.19%
MGS-S Customer 4728	\$ 2,408.20	\$ 2,519.64	4.63%	\$ 6,362.37	\$ 6,473.81	1.75%
MGS-S Customer 4729	\$ 4,817.59	\$ 4,983.37	3.44%	\$ 13,900.56	\$ 14,066.34	1.19%
MGS-S Customer 4730	\$ 9,228.77	\$ 9,493.96	2.87%	\$ 28,310.99	\$ 28,576.18	0.94%
MGS-S Customer 4731	\$ 2,460.95	\$ 2,573.52	4.57%	\$ 6,528.91	\$ 6,641.48	1.72%
MGS-S Customer 4732	\$ 1,133.24	\$ 1,215.90	7.29%	\$ 2,243.57	\$ 2,326.23	3.68%
MGS-S Customer 4733	\$ 1,194.51	\$ 1,278.53	7.03%	\$ 2,438.46	\$ 2,522.49	3.45%
MGS-S Customer 4734	\$ 2,050.85	\$ 2,140.95	4.39%	\$ 5,560.23	\$ 5,650.32	1.62%
MGS-S Customer 4735	\$ 1,401.30	\$ 1,476.74	5.38%	\$ 3,412.91	\$ 3,488.35	2.21%
MGS-S Customer 4736	\$ 1,317.51	\$ 1,404.32	6.59%	\$ 2,888.23	\$ 2,975.04	3.01%
MGS-S Customer 4737	\$ 1,704.83	\$ 1,787.10	4.83%	\$ 4,343.62	\$ 4,425.89	1.89%
MGS-S Customer 4738	\$ 1,317.59	\$ 1,391.11	5.58%	\$ 3,121.61	\$ 3,195.12	2.35%
MGS-S Customer 4739	\$ 1,990.69	\$ 2,079.40	4.46%	\$ 5,354.59	\$ 5,443.30	1.66%
MGS-S Customer 4740	\$ 9,544.66	\$ 9,818.00	2.86%	\$ 28,811.58	\$ 29,084.92	0.95%
MGS-S Customer 4741	\$ 8,188.93	\$ 8,431.04	2.96%	\$ 25,263.25	\$ 25,505.36	0.96%
MGS-S Customer 4742	\$ 2,260.48	\$ 2,368.57	4.78%	\$ 5,867.38	\$ 5,975.47	1.84%
MGS-S Customer 4743	\$ 1,935.88	\$ 2,036.66	5.21%	\$ 4,907.71	\$ 5,008.50	2.05%
MGS-S Customer 4744	\$ 14,703.00	\$ 15,103.92	2.73%	\$ 41,188.43	\$ 41,589.35	0.97%
MGS-S Customer 4745	\$ 11,737.99	\$ 12,059.83	2.74%	\$ 36,671.01	\$ 36,992.85	0.88%
MGS-S Customer 4746	\$ 1,830.02	\$ 1,915.08	4.65%	\$ 4,763.11	\$ 4,848.17	1.79%
MGS-S Customer 4747	\$ 3,243.72	\$ 3,360.67	3.61%	\$ 9,299.61	\$ 9,416.56	1.26%
MGS-S Customer 4748	\$ 2,441.17	\$ 2,553.45	4.60%	\$ 6,511.49	\$ 6,623.76	1.72%
MGS-S Customer 4749	\$ 4,550.40	\$ 4,710.09	3.51%	\$ 12,949.14	\$ 13,108.83	1.23%
MGS-S Customer 4750	\$ 1,730.78	\$ 1,813.61	4.79%	\$ 4,453.35	\$ 4,536.19	1.86%
MGS-S Customer 4751	\$ 2,637.79	\$ 2,741.11	3.92%	\$ 7,499.57	\$ 7,602.89	1.38%
MGS-S Customer 4752	\$ 3,339.79	\$ 3,458.97	3.57%	\$ 9,440.45	\$ 9,559.64	1.26%
MGS-S Customer 4753	\$ 999.44	\$ 1,065.81	6.64%	\$ 2,184.43	\$ 2,250.80	3.04%
MGS-S Customer 4754	\$ 1,420.65	\$ 1,509.76	6.27%	\$ 3,124.18	\$ 3,213.29	2.85%
MGS-S Customer 4755	\$ 2,289.24	\$ 2,397.97	4.75%	\$ 5,973.98	\$ 6,082.71	1.82%
MGS-S Customer 4756	\$ 2,352.25	\$ 2,462.39	4.68%	\$ 6,075.33	\$ 6,185.47	1.81%
MGS-S Customer 4757	\$ 1,955.21	\$ 2,056.41	5.18%	\$ 4,906.31	\$ 5,007.50	2.06%

Internal Use

Customer	Distribution 8/23 Prices	Distribution 1/24 Prices	Distribution % Difference	Delivery 8/23 Prices	Delivery 1/24 Prices	Delivery % Difference
MGS-S Customer 4758	\$ 2,047.17	\$ 2,137.17	4.40%	\$ 5,529.39	\$ 5,619.39	1.63%
MGS-S Customer 4759	\$ 14,958.25	\$ 15,353.24	2.64%	\$ 46,984.19	\$ 47,379.18	0.84%
MGS-S Customer 4760	\$ 3,879.81	\$ 4,024.42	3.73%	\$ 10,860.11	\$ 11,004.72	1.33%
MGS-S Customer 4761	\$ 2,344.31	\$ 2,454.22	4.69%	\$ 6,001.61	\$ 6,111.53	1.83%
MGS-S Customer 4762	\$ 1,755.70	\$ 1,852.37	5.51%	\$ 4,203.43	\$ 4,300.09	2.30%
MGS-S Customer 4763	\$ 12,020.63	\$ 12,349.16	2.73%	\$ 37,663.94	\$ 37,992.47	0.87%
MGS-S Customer 4764	\$ 4,086.11	\$ 4,235.35	3.65%	\$ 11,841.06	\$ 11,990.30	1.26%
MGS-S Customer 4765	\$ 8,206.34	\$ 8,450.60	2.98%	\$ 24,636.49	\$ 24,880.75	0.99%
MGS-S Customer 4766	\$ 16,165.78	\$ 16,587.60	2.61%	\$ 50,189.99	\$ 50,611.81	0.84%
MGS-S Customer 4767	\$ 6,932.32	\$ 7,145.91	3.08%	\$ 20,478.94	\$ 20,692.53	1.04%
MGS-S Customer 4768	\$ 4,926.14	\$ 5,094.53	3.42%	\$ 14,385.93	\$ 14,554.32	1.17%
MGS-S Customer 4769	\$ 6,028.44	\$ 6,221.71	3.21%	\$ 18,104.00	\$ 18,297.27	1.07%
MGS-S Customer 4770	\$ 2,847.00	\$ 2,955.02	3.79%	\$ 7,866.22	\$ 7,974.24	1.37%
MGS-S Customer 4771	\$ 1,107.64	\$ 1,176.46	6.21%	\$ 2,489.01	\$ 2,557.84	2.77%
MGS-S Customer 4772	\$ 2,237.52	\$ 2,331.82	4.21%	\$ 6,126.27	\$ 6,220.57	1.54%
MGS-S Customer 4773	\$ 5,021.04	\$ 5,191.28	3.39%	\$ 14,581.85	\$ 14,752.09	1.17%
MGS-S Customer 4774	\$ 1,460.58	\$ 1,537.25	5.25%	\$ 3,441.15	\$ 3,517.82	2.23%
MGS-S Customer 4775	\$ 7,081.64	\$ 7,298.54	3.06%	\$ 21,641.56	\$ 21,858.46	1.00%
MGS-S Customer 4776	\$ 1,526.22	\$ 1,604.39	5.12%	\$ 3,676.06	\$ 3,754.23	2.13%
MGS-S Customer 4777	\$ 1,312.36	\$ 1,399.02	6.60%	\$ 2,753.15	\$ 2,839.80	3.15%
MGS-S Customer 4778	\$ 4,010.75	\$ 4,158.32	3.68%	\$ 11,617.04	\$ 11,764.61	1.27%
MGS-S Customer 4779	\$ 1,466.30	\$ 1,556.45	6.15%	\$ 3,293.24	\$ 3,383.39	2.74%
MGS-S Customer 4780	\$ 2,188.49	\$ 2,294.93	4.86%	\$ 5,614.63	\$ 5,721.07	1.90%
MGS-S Customer 4781	\$ 2,684.89	\$ 2,802.53	4.38%	\$ 7,169.22	\$ 7,286.87	1.64%
MGS-S Customer 4782	\$ 3,009.46	\$ 3,121.21	3.71%	\$ 8,415.58	\$ 8,527.34	1.33%
MGS-S Customer 4783	\$ 1,229.36	\$ 1,314.14	6.90%	\$ 2,521.28	\$ 2,606.05	3.36%
MGS-S Customer 4784	\$ 2,459.48	\$ 2,571.97	4.57%	\$ 6,169.30	\$ 6,281.80	1.82%
MGS-S Customer 4785	\$ 4,952.24	\$ 5,121.15	3.41%	\$ 14,359.71	\$ 14,528.63	1.18%
MGS-S Customer 4786	\$ 5,164.97	\$ 5,338.61	3.36%	\$ 15,297.76	\$ 15,471.40	1.14%
MGS-S Customer 4787	\$ 2,294.24	\$ 2,403.07	4.74%	\$ 5,971.82	\$ 6,080.65	1.82%
MGS-S Customer 4788	\$ 2,940.22	\$ 3,063.67	4.20%	\$ 7,949.41	\$ 8,072.86	1.55%
MGS-S Customer 4789	\$ 2,397.81	\$ 2,495.69	4.08%	\$ 6,529.58	\$ 6,627.45	1.50%
MGS-S Customer 4790	\$ 2,471.45	\$ 2,571.02	4.03%	\$ 6,839.41	\$ 6,938.98	1.46%
MGS-S Customer 4791	\$ 2,350.08	\$ 2,460.18	4.68%	\$ 5,943.51	\$ 6,053.62	1.85%
MGS-S Customer 4792	\$ 3,168.84	\$ 3,284.17	3.64%	\$ 9,042.44	\$ 9,157.77	1.28%
MGS-S Customer 4793	\$ 1,551.48	\$ 1,630.29	5.08%	\$ 3,859.69	\$ 3,938.50	2.04%
MGS-S Customer 4794	\$ 1,772.91	\$ 1,856.68	4.73%	\$ 4,585.95	\$ 4,669.71	1.83%
MGS-S Customer 4795	\$ 1,757.31	\$ 1,840.76	4.75%	\$ 4,573.78	\$ 4,657.22	1.82%
MGS-S Customer 4796	\$ 17,589.10	\$ 18,043.30	2.58%	\$ 54,467.47	\$ 54,921.67	0.83%
MGS-S Customer 4797	\$ 3,023.84	\$ 3,149.19	4.15%	\$ 8,303.21	\$ 8,428.56	1.51%

Internal Use

Customer	Distribution 8/23 Prices	Distribution 1/24 Prices	Distribution % Difference	Delivery 8/23 Prices	Delivery 1/24 Prices	Delivery % Difference
MGS-S Customer 4798	\$ 7,720.99	\$ 7,952.15	2.99%	\$ 23,254.35	\$ 23,485.51	0.99%
MGS-S Customer 4799	\$ 7,047.94	\$ 7,264.09	3.07%	\$ 21,057.52	\$ 21,273.67	1.03%
MGS-S Customer 4800	\$ 8,678.12	\$ 8,931.19	2.92%	\$ 26,736.90	\$ 26,989.97	0.95%
MGS-S Customer 4801	\$ 4,446.53	\$ 4,603.93	3.54%	\$ 12,740.91	\$ 12,898.31	1.24%
MGS-S Customer 4802	\$ 2,616.19	\$ 2,732.29	4.44%	\$ 7,069.74	\$ 7,185.84	1.64%
MGS-S Customer 4803	\$ 1,186.92	\$ 1,270.78	7.07%	\$ 2,414.36	\$ 2,498.23	3.47%
MGS-S Customer 4804	\$ 3,352.66	\$ 3,485.33	3.96%	\$ 9,420.84	\$ 9,553.50	1.41%
MGS-S Customer 4805	\$ 4,855.63	\$ 5,022.18	3.43%	\$ 14,222.12	\$ 14,388.67	1.17%
MGS-S Customer 4806	\$ 4,808.80	\$ 4,974.19	3.44%	\$ 13,866.27	\$ 14,031.67	1.19%
MGS-S Customer 4807	\$ 3,841.89	\$ 3,985.63	3.74%	\$ 11,001.63	\$ 11,145.37	1.31%
MGS-S Customer 4808	\$ 920.38	\$ 998.23	8.46%	\$ 1,753.39	\$ 1,831.25	4.44%
MGS-S Customer 4809	\$ 5,077.37	\$ 5,248.98	3.38%	\$ 14,829.15	\$ 15,000.76	1.16%
MGS-S Customer 4810	\$ 4,062.05	\$ 4,210.72	3.66%	\$ 11,502.86	\$ 11,651.53	1.29%
MGS-S Customer 4811	\$ 2,267.19	\$ 2,375.42	4.77%	\$ 5,852.51	\$ 5,960.74	1.85%
MGS-S Customer 4812	\$ 2,066.61	\$ 2,170.21	5.01%	\$ 5,111.33	\$ 5,214.94	2.03%
MGS-S Customer 4813	\$ 2,310.17	\$ 2,419.33	4.73%	\$ 5,931.74	\$ 6,040.90	1.84%
MGS-S Customer 4814	\$ 4,985.99	\$ 5,155.53	3.40%	\$ 14,649.31	\$ 14,818.85	1.16%
MGS-S Customer 4815	\$ 1,185.75	\$ 1,256.24	5.94%	\$ 2,624.89	\$ 2,695.39	2.69%
MGS-S Customer 4816	\$ 1,635.72	\$ 1,716.38	4.93%	\$ 4,055.38	\$ 4,136.04	1.99%
MGS-S Customer 4817	\$ 4,025.57	\$ 4,173.52	3.68%	\$ 11,502.17	\$ 11,650.11	1.29%
MGS-S Customer 4818	\$ 1,845.76	\$ 1,944.48	5.35%	\$ 4,504.62	\$ 4,603.34	2.19%
MGS-S Customer 4819	\$ 3,971.36	\$ 4,117.99	3.69%	\$ 11,166.86	\$ 11,313.49	1.31%
MGS-S Customer 4820	\$ 11,689.55	\$ 12,010.22	2.74%	\$ 36,132.79	\$ 36,453.47	0.89%
MGS-S Customer 4821	\$ 2,192.54	\$ 2,285.86	4.26%	\$ 5,906.88	\$ 6,000.20	1.58%
MGS-S Customer 4822	\$ 2,334.69	\$ 2,444.43	4.70%	\$ 6,066.54	\$ 6,176.29	1.81%
MGS-S Customer 4823	\$ 1,064.98	\$ 1,132.82	6.37%	\$ 2,346.37	\$ 2,414.21	2.89%
MGS-S Customer 4824	\$ 1,744.16	\$ 1,840.57	5.53%	\$ 4,134.00	\$ 4,230.41	2.33%
MGS-S Customer 4825	\$ 3,109.00	\$ 3,236.21	4.09%	\$ 8,422.48	\$ 8,549.70	1.51%
MGS-S Customer 4826	\$ 2,604.09	\$ 2,719.92	4.45%	\$ 6,986.46	\$ 7,102.29	1.66%
MGS-S Customer 4827	\$ 1,697.50	\$ 1,779.59	4.84%	\$ 4,388.34	\$ 4,470.43	1.87%
MGS-S Customer 4828	\$ 2,078.76	\$ 2,169.46	4.36%	\$ 5,532.41	\$ 5,623.11	1.64%
MGS-S Customer 4829	\$ 3,089.40	\$ 3,216.16	4.10%	\$ 8,430.61	\$ 8,557.38	1.50%
MGS-S Customer 4830	\$ 1,144.63	\$ 1,214.26	6.08%	\$ 2,627.11	\$ 2,696.73	2.65%
MGS-S Customer 4831	\$ 13,215.48	\$ 13,574.51	2.72%	\$ 40,426.00	\$ 40,785.04	0.89%
MGS-S Customer 4832	\$ 2,168.06	\$ 2,274.04	4.89%	\$ 5,510.78	\$ 5,616.76	1.92%
MGS-S Customer 4833	\$ 1,128.48	\$ 1,211.02	7.31%	\$ 2,260.29	\$ 2,342.83	3.65%
MGS-S Customer 4834	\$ 2,231.89	\$ 2,326.06	4.22%	\$ 6,024.03	\$ 6,118.20	1.56%
MGS-S Customer 4835	\$ 3,587.77	\$ 3,725.78	3.85%	\$ 9,960.83	\$ 10,098.83	1.39%
MGS-S Customer 4836	\$ 6,913.98	\$ 7,129.21	3.11%	\$ 19,690.39	\$ 19,905.62	1.09%
MGS-S Customer 4837	\$ 3,293.46	\$ 3,424.84	3.99%	\$ 9,154.50	\$ 9,285.88	1.44%

Internal Use

Customer	Distribution 8/23 Prices	Distribution 1/24 Prices	Distribution % Difference	Delivery 8/23 Prices	Delivery 1/24 Prices	Delivery % Difference
MGS-S Customer 4838	\$ 2,592.60	\$ 2,708.17	4.46%	\$ 6,844.87	\$ 6,960.45	1.69%
MGS-S Customer 4839	\$ 1,683.58	\$ 1,778.62	5.65%	\$ 3,903.48	\$ 3,998.53	2.44%
MGS-S Customer 4840	\$ 1,366.15	\$ 1,440.78	5.46%	\$ 3,274.19	\$ 3,348.83	2.28%
MGS-S Customer 4841	\$ 1,875.02	\$ 1,974.36	5.30%	\$ 4,538.12	\$ 4,637.46	2.19%
MGS-S Customer 4842	\$ 1,966.57	\$ 2,054.75	4.48%	\$ 5,193.99	\$ 5,282.17	1.70%
MGS-S Customer 4843	\$ 4,890.83	\$ 5,058.23	3.42%	\$ 13,899.84	\$ 14,067.24	1.20%
MGS-S Customer 4844	\$ 10,341.09	\$ 10,632.50	2.82%	\$ 31,178.18	\$ 31,469.59	0.93%
MGS-S Customer 4845	\$ 1,092.67	\$ 1,174.40	7.48%	\$ 2,111.10	\$ 2,192.83	3.87%
MGS-S Customer 4846	\$ 1,666.96	\$ 1,761.64	5.68%	\$ 3,928.86	\$ 4,023.54	2.41%
MGS-S Customer 4847	\$ 1,580.43	\$ 1,659.90	5.03%	\$ 4,032.33	\$ 4,111.80	1.97%
MGS-S Customer 4848	\$ 2,243.30	\$ 2,337.70	4.21%	\$ 6,178.37	\$ 6,272.78	1.53%
MGS-S Customer 4849	\$ 602.81	\$ 660.23	9.53%	\$ 860.55	\$ 917.96	6.67%
MGS-S Customer 4850	\$ 2,987.47	\$ 3,112.00	4.17%	\$ 8,252.71	\$ 8,377.23	1.51%
MGS-S Customer 4851	\$ 2,262.32	\$ 2,370.38	4.78%	\$ 5,741.00	\$ 5,849.06	1.88%
MGS-S Customer 4852	\$ 968.79	\$ 1,047.75	8.15%	\$ 1,732.26	\$ 1,811.22	4.56%
MGS-S Customer 4853	\$ 2,581.26	\$ 2,683.30	3.95%	\$ 7,186.91	\$ 7,288.94	1.42%
MGS-S Customer 4854	\$ 4,444.80	\$ 4,602.19	3.54%	\$ 12,578.52	\$ 12,735.91	1.25%
MGS-S Customer 4855	\$ 2,025.25	\$ 2,127.99	5.07%	\$ 5,094.89	\$ 5,197.63	2.02%
MGS-S Customer 4856	\$ 1,811.32	\$ 1,909.26	5.41%	\$ 4,373.61	\$ 4,471.55	2.24%
MGS-S Customer 4857	\$ 3,310.38	\$ 3,442.11	3.98%	\$ 9,066.65	\$ 9,198.38	1.45%
MGS-S Customer 4858	\$ 1,516.66	\$ 1,594.66	5.14%	\$ 3,712.50	\$ 3,790.51	2.10%
MGS-S Customer 4859	\$ 7,142.15	\$ 7,360.52	3.06%	\$ 21,601.78	\$ 21,820.14	1.01%
MGS-S Customer 4860	\$ 2,459.70	\$ 2,572.27	4.58%	\$ 6,419.50	\$ 6,532.08	1.75%
MGS-S Customer 4861	\$ 4,467.64	\$ 4,625.60	3.54%	\$ 12,935.94	\$ 13,093.90	1.22%
MGS-S Customer 4862	\$ 2,448.97	\$ 2,561.30	4.59%	\$ 6,498.01	\$ 6,610.34	1.73%
MGS-S Customer 4863	\$ 3,733.92	\$ 3,875.21	3.78%	\$ 10,396.37	\$ 10,537.66	1.36%
MGS-S Customer 4864	\$ 1,585.37	\$ 1,678.22	5.86%	\$ 3,674.50	\$ 3,767.35	2.53%
MGS-S Customer 4865	\$ 4,701.11	\$ 4,851.01	3.19%	\$ 14,098.68	\$ 14,248.58	1.06%
MGS-S Customer 4866	\$ 2,549.35	\$ 2,663.96	4.50%	\$ 6,818.87	\$ 6,933.48	1.68%
MGS-S Customer 4867	\$ 1,714.92	\$ 1,797.38	4.81%	\$ 4,316.68	\$ 4,399.15	1.91%
MGS-S Customer 4868	\$ 1,674.68	\$ 1,769.54	5.66%	\$ 3,966.21	\$ 4,061.07	2.39%
MGS-S Customer 4869	\$ 1,377.31	\$ 1,452.15	5.43%	\$ 3,209.92	\$ 3,284.76	2.33%
MGS-S Customer 4870	\$ 2,625.14	\$ 2,741.49	4.43%	\$ 7,045.94	\$ 7,162.29	1.65%
MGS-S Customer 4871	\$ 1,799.27	\$ 1,896.94	5.43%	\$ 4,392.23	\$ 4,489.90	2.22%
MGS-S Customer 4872	\$ 6,082.01	\$ 6,281.92	3.29%	\$ 16,081.22	\$ 16,281.12	1.24%
MGS-S Customer 4873	\$ 5,159.51	\$ 5,337.37	3.45%	\$ 13,432.94	\$ 13,610.80	1.32%
MGS-S Customer 4874	\$ 2,277.23	\$ 2,372.40	4.18%	\$ 6,145.44	\$ 6,240.60	1.55%
MGS-S Customer 4875	\$ 1,802.86	\$ 1,900.60	5.42%	\$ 4,348.21	\$ 4,445.95	2.25%
MGS-S Customer 4876	\$ 3,822.67	\$ 3,966.03	3.75%	\$ 10,616.45	\$ 10,759.81	1.35%
MGS-S Customer 4877	\$ 895.02	\$ 972.30	8.63%	\$ 1,497.88	\$ 1,575.16	5.16%

Customer	Distribution 8/23 Prices	Distribution 1/24 Prices	Distribution % Difference	Delivery 8/23 Prices	Delivery 1/24 Prices	Delivery % Difference
MGS-S Customer 4878	\$ 1,677.56	\$ 1,772.47	5.66%	\$ 3,986.12	\$ 4,081.03	2.38%
MGS-S Customer 4879	\$ 2,620.76	\$ 2,723.69	3.93%	\$ 7,448.43	\$ 7,551.37	1.38%
MGS-S Customer 4880	\$ 4,857.82	\$ 5,024.53	3.43%	\$ 13,775.31	\$ 13,942.02	1.21%
MGS-S Customer 4881	\$ 1,551.71	\$ 1,630.52	5.08%	\$ 3,864.75	\$ 3,943.55	2.04%
MGS-S Customer 4882	\$ 5,464.62	\$ 5,645.07	3.30%	\$ 16,249.22	\$ 16,429.68	1.11%
MGS-S Customer 4883	\$ 3,745.96	\$ 3,887.54	3.78%	\$ 10,816.03	\$ 10,957.62	1.31%
MGS-S Customer 4884	\$ 3,734.10	\$ 3,875.35	3.78%	\$ 10,398.82	\$ 10,540.07	1.36%
MGS-S Customer 4885	\$ 2,846.37	\$ 2,967.62	4.26%	\$ 7,561.82	\$ 7,683.07	1.60%
MGS-S Customer 4886	\$ 1,458.83	\$ 1,535.55	5.26%	\$ 3,641.50	\$ 3,718.23	2.11%
MGS-S Customer 4887	\$ 1,701.58	\$ 1,783.78	4.83%	\$ 4,366.82	\$ 4,449.02	1.88%
MGS-S Customer 4888	\$ 1,480.60	\$ 1,571.07	6.11%	\$ 3,386.16	\$ 3,476.64	2.67%
MGS-S Customer 4889	\$ 10,835.68	\$ 11,137.12	2.78%	\$ 33,851.60	\$ 34,153.04	0.89%
MGS-S Customer 4890	\$ 1,842.15	\$ 1,940.87	5.36%	\$ 5,210.86	\$ 5,309.58	1.89%
MGS-S Customer 4891	\$ 1,933.38	\$ 2,034.07	5.21%	\$ 4,776.44	\$ 4,877.12	2.11%
MGS-S Customer 4892	\$ 10,374.79	\$ 10,671.85	2.86%	\$ 30,634.68	\$ 30,931.73	0.97%
MGS-S Customer 4893	\$ 8,527.75	\$ 8,777.16	2.92%	\$ 26,382.09	\$ 26,631.51	0.95%
MGS-S Customer 4894	\$ 4,039.04	\$ 4,187.22	3.67%	\$ 11,511.27	\$ 11,659.46	1.29%
MGS-S Customer 4895	\$ 1,739.39	\$ 1,835.68	5.54%	\$ 4,097.33	\$ 4,193.62	2.35%
MGS-S Customer 4896	\$ 6,284.08	\$ 6,482.97	3.16%	\$ 18,426.44	\$ 18,625.32	1.08%
MGS-S Customer 4897	\$ 2,552.60	\$ 2,653.98	3.97%	\$ 7,111.68	\$ 7,213.06	1.43%
MGS-S Customer 4898	\$ 1,901.31	\$ 1,988.00	4.56%	\$ 4,916.85	\$ 5,003.54	1.76%
MGS-S Customer 4899	\$ 6,570.07	\$ 6,775.40	3.13%	\$ 19,672.30	\$ 19,877.63	1.04%
MGS-S Customer 4900	\$ 5,869.90	\$ 6,059.41	3.23%	\$ 17,794.61	\$ 17,984.12	1.06%
MGS-S Customer 4901	\$ 2,245.45	\$ 2,353.17	4.80%	\$ 5,791.86	\$ 5,899.59	1.86%
MGS-S Customer 4902	\$ 3,260.27	\$ 3,390.84	4.00%	\$ 8,849.01	\$ 8,979.58	1.48%
MGS-S Customer 4903	\$ 1,705.29	\$ 1,787.56	4.82%	\$ 4,458.55	\$ 4,540.83	1.85%
MGS-S Customer 4904	\$ 1,721.44	\$ 1,817.35	5.57%	\$ 4,168.41	\$ 4,264.31	2.30%
MGS-S Customer 4905	\$ 6,493.47	\$ 6,704.27	3.25%	\$ 16,657.51	\$ 16,868.30	1.27%
MGS-S Customer 4906	\$ 2,009.80	\$ 2,112.21	5.10%	\$ 4,984.34	\$ 5,086.75	2.05%
MGS-S Customer 4907	\$ 2,107.37	\$ 2,212.02	4.97%	\$ 5,427.35	\$ 5,532.00	1.93%
MGS-S Customer 4908	\$ 3,163.67	\$ 3,278.86	3.64%	\$ 8,736.63	\$ 8,851.82	1.32%
MGS-S Customer 4909	\$ 1,941.48	\$ 2,029.09	4.51%	\$ 5,268.08	\$ 5,355.68	1.66%
MGS-S Customer 4910	\$ 4,075.70	\$ 4,224.67	3.66%	\$ 11,576.14	\$ 11,725.11	1.29%
MGS-S Customer 4911	\$ 1,872.85	\$ 1,972.17	5.30%	\$ 4,597.28	\$ 4,696.61	2.16%
MGS-S Customer 4912	\$ 1,969.01	\$ 2,070.52	5.16%	\$ 4,773.82	\$ 4,875.33	2.13%
MGS-S Customer 4913	\$ 1,582.44	\$ 1,675.19	5.86%	\$ 3,635.16	\$ 3,727.92	2.55%
MGS-S Customer 4914	\$ 6,188.19	\$ 6,384.85	3.18%	\$ 18,712.86	\$ 18,909.52	1.05%
MGS-S Customer 4915	\$ 1,526.23	\$ 1,617.73	6.00%	\$ 3,493.59	\$ 3,585.09	2.62%
MGS-S Customer 4916	\$ 1,804.64	\$ 1,902.44	5.42%	\$ 4,327.81	\$ 4,425.61	2.26%
MGS-S Customer 4917	\$ 2,217.78	\$ 2,324.86	4.83%	\$ 5,594.51	\$ 5,701.59	1.91%

Internal Use

Customer	Distribution 8/23 Prices	Distribution 1/24 Prices	Distribution % Difference	Delivery 8/23 Prices	Delivery 1/24 Prices	Delivery % Difference
MGS-S Customer 4918	\$ 1,764.62	\$ 1,861.51	5.49%	\$ 4,348.32	\$ 4,445.21	2.23%
MGS-S Customer 4919	\$ 4,073.12	\$ 4,222.18	3.66%	\$ 11,564.11	\$ 11,713.17	1.29%
MGS-S Customer 4920	\$ 3,779.34	\$ 3,921.65	3.77%	\$ 10,386.93	\$ 10,529.25	1.37%
MGS-S Customer 4921	\$ 1,823.72	\$ 1,921.94	5.39%	\$ 4,365.86	\$ 4,464.08	2.25%
MGS-S Customer 4922	\$ 1,356.24	\$ 1,430.61	5.48%	\$ 3,163.16	\$ 3,237.52	2.35%
MGS-S Customer 4923	\$ 4,033.77	\$ 4,181.87	3.67%	\$ 11,234.54	\$ 11,382.64	1.32%
MGS-S Customer 4924	\$ 2,623.57	\$ 2,739.82	4.43%	\$ 7,058.63	\$ 7,174.88	1.65%
MGS-S Customer 4925	\$ 2,127.46	\$ 2,232.53	4.94%	\$ 5,432.54	\$ 5,537.61	1.93%
MGS-S Customer 4926	\$ 4,873.64	\$ 5,040.64	3.43%	\$ 14,317.00	\$ 14,484.00	1.17%
MGS-S Customer 4927	\$ 9,560.54	\$ 9,833.24	2.85%	\$ 29,694.37	\$ 29,967.08	0.92%
MGS-S Customer 4928	\$ 1,691.73	\$ 1,786.96	5.63%	\$ 3,939.30	\$ 4,034.53	2.42%
MGS-S Customer 4929	\$ 1,573.96	\$ 1,666.53	5.88%	\$ 3,617.84	\$ 3,710.41	2.56%
MGS-S Customer 4930	\$ 2,804.03	\$ 2,924.40	4.29%	\$ 7,396.31	\$ 7,516.69	1.63%
MGS-S Customer 4931	\$ 1,445.67	\$ 1,535.37	6.20%	\$ 3,245.09	\$ 3,334.78	2.76%
MGS-S Customer 4932	\$ 6,497.19	\$ 6,700.75	3.13%	\$ 18,679.53	\$ 18,883.09	1.09%
MGS-S Customer 4933	\$ 2,271.66	\$ 2,379.98	4.77%	\$ 5,985.17	\$ 6,093.49	1.81%
MGS-S Customer 4934	\$ 4,026.53	\$ 4,174.30	3.67%	\$ 11,131.14	\$ 11,278.91	1.33%
MGS-S Customer 4935	\$ 10,320.40	\$ 10,610.30	2.81%	\$ 31,746.83	\$ 32,036.72	0.91%
MGS-S Customer 4936	\$ 1,767.31	\$ 1,864.26	5.49%	\$ 4,219.20	\$ 4,316.14	2.30%
MGS-S Customer 4937	\$ 1,597.96	\$ 1,691.09	5.83%	\$ 3,768.11	\$ 3,861.25	2.47%
MGS-S Customer 4938	\$ 16,087.34	\$ 16,507.40	2.61%	\$ 51,271.04	\$ 51,691.10	0.82%
MGS-S Customer 4939	\$ 1,634.76	\$ 1,728.69	5.75%	\$ 3,807.18	\$ 3,901.12	2.47%
MGS-S Customer 4940	\$ 1,500.94	\$ 1,578.53	5.17%	\$ 3,595.48	\$ 3,673.08	2.16%
MGS-S Customer 4941	\$ 1,319.03	\$ 1,405.87	6.58%	\$ 2,958.69	\$ 3,045.52	2.93%
MGS-S Customer 4942	\$ 2,588.56	\$ 2,690.76	3.95%	\$ 7,308.99	\$ 7,411.19	1.40%
MGS-S Customer 4943	\$ 8,379.40	\$ 8,625.25	2.93%	\$ 25,441.01	\$ 25,686.86	0.97%
MGS-S Customer 4944	\$ 2,800.48	\$ 2,920.72	4.29%	\$ 7,395.48	\$ 7,515.72	1.63%
MGS-S Customer 4945	\$ 4,570.35	\$ 4,730.47	3.50%	\$ 13,031.30	\$ 13,191.42	1.23%
MGS-S Customer 4946	\$ 4,542.24	\$ 4,701.84	3.51%	\$ 13,289.16	\$ 13,448.75	1.20%
MGS-S Customer 4947	\$ 3,164.28	\$ 3,292.71	4.06%	\$ 8,775.80	\$ 8,904.23	1.46%
MGS-S Customer 4948	\$ 5,263.76	\$ 5,439.86	3.35%	\$ 14,980.27	\$ 15,156.37	1.18%
MGS-S Customer 4949	\$ 2,731.16	\$ 2,836.64	3.86%	\$ 7,631.12	\$ 7,736.61	1.38%
MGS-S Customer 4950	\$ 2,016.57	\$ 2,105.91	4.43%	\$ 5,309.82	\$ 5,399.15	1.68%
MGS-S Customer 4951	\$ 3,217.95	\$ 3,347.64	4.03%	\$ 8,788.20	\$ 8,917.88	1.48%
MGS-S Customer 4952	\$ 1,606.90	\$ 1,686.95	4.98%	\$ 4,035.07	\$ 4,115.12	1.98%
MGS-S Customer 4953	\$ 4,177.14	\$ 4,328.46	3.62%	\$ 12,098.85	\$ 12,250.16	1.25%
MGS-S Customer 4954	\$ 1,977.15	\$ 2,078.81	5.14%	\$ 4,874.04	\$ 4,975.70	2.09%
MGS-S Customer 4955	\$ 4,134.18	\$ 4,284.48	3.64%	\$ 11,895.57	\$ 12,045.87	1.26%
MGS-S Customer 4956	\$ 2,335.63	\$ 2,445.38	4.70%	\$ 5,986.64	\$ 6,096.39	1.83%
MGS-S Customer 4957	\$ 5,659.25	\$ 5,843.88	3.26%	\$ 16,960.90	\$ 17,145.53	1.09%

Internal Use

Customer	Distribution 8/23 Prices	Distribution 1/24 Prices	Distribution % Difference	Delivery 8/23 Prices	Delivery 1/24 Prices	Delivery % Difference
MGS-S Customer 4958	\$ 1,932.88	\$ 2,033.57	5.21%	\$ 4,831.97	\$ 4,932.66	2.08%
MGS-S Customer 4959	\$ 4,519.84	\$ 4,682.01	3.59%	\$ 12,044.98	\$ 12,207.15	1.35%
MGS-S Customer 4960	\$ 5,611.05	\$ 5,794.67	3.27%	\$ 16,558.97	\$ 16,742.60	1.11%
MGS-S Customer 4961	\$ 6,749.63	\$ 6,959.00	3.10%	\$ 19,928.06	\$ 20,137.44	1.05%
MGS-S Customer 4962	\$ 1,651.87	\$ 1,746.20	5.71%	\$ 3,819.86	\$ 3,914.20	2.47%
MGS-S Customer 4963	\$ 979.65	\$ 1,045.57	6.73%	\$ 2,111.96	\$ 2,177.88	3.12%
MGS-S Customer 4964	\$ 5,073.46	\$ 5,245.01	3.38%	\$ 14,785.38	\$ 14,956.93	1.16%
MGS-S Customer 4965	\$ 6,445.78	\$ 6,648.25	3.14%	\$ 19,246.20	\$ 19,448.67	1.05%
MGS-S Customer 4966	\$ 3,225.36	\$ 3,355.21	4.03%	\$ 8,540.16	\$ 8,670.01	1.52%
MGS-S Customer 4967	\$ 4,343.75	\$ 4,498.88	3.57%	\$ 12,664.62	\$ 12,819.75	1.22%
MGS-S Customer 4968	\$ 2,209.45	\$ 2,302.97	4.23%	\$ 5,744.60	\$ 5,838.11	1.63%
MGS-S Customer 4969	\$ 1,568.02	\$ 1,660.47	5.90%	\$ 3,625.86	\$ 3,718.31	2.55%
MGS-S Customer 4970	\$ 1,681.72	\$ 1,763.45	4.86%	\$ 4,280.80	\$ 4,362.54	1.91%
MGS-S Customer 4971	\$ 4,796.81	\$ 4,962.15	3.45%	\$ 14,242.50	\$ 14,407.84	1.16%
MGS-S Customer 4972	\$ 3,755.83	\$ 3,897.68	3.78%	\$ 10,825.29	\$ 10,967.14	1.31%
MGS-S Customer 4973	\$ 2,107.77	\$ 2,212.44	4.97%	\$ 5,252.38	\$ 5,357.05	1.99%
MGS-S Customer 4974	\$ 5,623.32	\$ 5,807.34	3.27%	\$ 16,776.63	\$ 16,960.65	1.10%
MGS-S Customer 4975	\$ 13,925.86	\$ 14,297.10	2.67%	\$ 43,489.37	\$ 43,860.60	0.85%
MGS-S Customer 4976	\$ 1,681.02	\$ 1,776.02	5.65%	\$ 3,897.88	\$ 3,992.89	2.44%
MGS-S Customer 4977	\$ 1,868.39	\$ 1,967.67	5.31%	\$ 4,542.98	\$ 4,642.25	2.19%
MGS-S Customer 4978	\$ 2,757.46	\$ 2,876.75	4.33%	\$ 7,725.34	\$ 7,844.63	1.54%
MGS-S Customer 4979	\$ 14,276.97	\$ 14,656.10	2.66%	\$ 45,119.66	\$ 45,498.78	0.84%
MGS-S Customer 4980	\$ 1,666.01	\$ 1,747.41	4.89%	\$ 4,271.41	\$ 4,352.81	1.91%
MGS-S Customer 4981	\$ 1,762.32	\$ 1,859.15	5.49%	\$ 4,190.61	\$ 4,287.44	2.31%
MGS-S Customer 4982	\$ 1,604.11	\$ 1,697.38	5.81%	\$ 3,788.36	\$ 3,881.63	2.46%
MGS-S Customer 4983	\$ 2,411.58	\$ 2,523.07	4.62%	\$ 6,362.21	\$ 6,473.70	1.75%
MGS-S Customer 4984	\$ 1,823.14	\$ 1,921.35	5.39%	\$ 4,513.54	\$ 4,611.75	2.18%
MGS-S Customer 4985	\$ 2,558.33	\$ 2,673.15	4.49%	\$ 6,730.15	\$ 6,844.98	1.71%
MGS-S Customer 4986	\$ 1,259.41	\$ 1,331.60	5.73%	\$ 2,907.35	\$ 2,979.54	2.48%
MGS-S Customer 4987	\$ 4,142.19	\$ 4,292.68	3.63%	\$ 11,937.93	\$ 12,088.42	1.26%
MGS-S Customer 4988	\$ 2,272.62	\$ 2,380.95	4.77%	\$ 5,742.27	\$ 5,850.61	1.89%
MGS-S Customer 4989	\$ 1,697.96	\$ 1,780.07	4.84%	\$ 4,320.42	\$ 4,402.53	1.90%
MGS-S Customer 4990	\$ 2,825.10	\$ 2,945.89	4.28%	\$ 7,632.03	\$ 7,752.82	1.58%
MGS-S Customer 4991	\$ 1,402.53	\$ 1,491.24	6.32%	\$ 3,082.21	\$ 3,170.92	2.88%
MGS-S Customer 4992	\$ 5,989.62	\$ 6,182.01	3.21%	\$ 17,716.34	\$ 17,908.73	1.09%
MGS-S Customer 4993	\$ 1,351.50	\$ 1,439.06	6.48%	\$ 2,848.76	\$ 2,936.31	3.07%
MGS-S Customer 4994	\$ 2,218.73	\$ 2,325.85	4.83%	\$ 5,585.79	\$ 5,692.90	1.92%
MGS-S Customer 4995	\$ 5,971.02	\$ 6,162.96	3.21%	\$ 17,775.37	\$ 17,967.31	1.08%
MGS-S Customer 4996	\$ 1,520.75	\$ 1,612.11	6.01%	\$ 3,432.66	\$ 3,524.02	2.66%
MGS-S Customer 4997	\$ 3,988.78	\$ 4,135.81	3.69%	\$ 11,308.92	\$ 11,455.95	1.30%

Internal Use

Customer	Distribution 8/23 Prices	Distribution 1/24 Prices	Distribution % Difference	Delivery 8/23 Prices	Delivery 1/24 Prices	Delivery % Difference
MGS-S Customer 4998	\$ 2,753.28	\$ 2,872.44	4.33%	\$ 7,065.68	\$ 7,184.85	1.69%
MGS-S Customer 4999	\$ 2,090.62	\$ 2,194.87	4.99%	\$ 5,293.91	\$ 5,398.16	1.97%
MGS-S Customer 5000	\$ 3,601.32	\$ 3,726.37	3.47%	\$ 10,732.19	\$ 10,857.24	1.17%
MGS-S Customer 5001	\$ 1,339.10	\$ 1,413.11	5.53%	\$ 3,203.26	\$ 3,277.28	2.31%
MGS-S Customer 5002	\$ 2,662.90	\$ 2,780.03	4.40%	\$ 7,168.18	\$ 7,285.31	1.63%
MGS-S Customer 5003	\$ 2,513.30	\$ 2,627.09	4.53%	\$ 6,884.06	\$ 6,997.86	1.65%
MGS-S Customer 5004	\$ 2,307.07	\$ 2,402.91	4.15%	\$ 6,092.48	\$ 6,188.32	1.57%
MGS-S Customer 5005	\$ 2,158.87	\$ 2,264.65	4.90%	\$ 5,585.84	\$ 5,691.61	1.89%
MGS-S Customer 5006	\$ 1,676.82	\$ 1,758.45	4.87%	\$ 4,350.27	\$ 4,431.90	1.88%
MGS-S Customer 5007	\$ 10,422.66	\$ 10,714.94	2.80%	\$ 31,744.53	\$ 32,036.81	0.92%
MGS-S Customer 5008	\$ 6,931.07	\$ 7,144.40	3.08%	\$ 20,588.72	\$ 20,802.05	1.04%
MGS-S Customer 5009	\$ 4,555.77	\$ 4,715.74	3.51%	\$ 13,423.91	\$ 13,583.89	1.19%
MGS-S Customer 5010	\$ 16,367.58	\$ 16,799.70	2.64%	\$ 48,073.97	\$ 48,506.09	0.90%
MGS-S Customer 5011	\$ 1,431.66	\$ 1,521.03	6.24%	\$ 3,258.64	\$ 3,348.02	2.74%
MGS-S Customer 5012	\$ 4,629.57	\$ 4,791.09	3.49%	\$ 13,966.03	\$ 14,127.56	1.16%
MGS-S Customer 5013	\$ 1,933.19	\$ 2,033.89	5.21%	\$ 4,878.43	\$ 4,979.13	2.06%
MGS-S Customer 5014	\$ 4,249.92	\$ 4,402.96	3.60%	\$ 12,160.22	\$ 12,313.25	1.26%
MGS-S Customer 5015	\$ 1,921.02	\$ 2,008.16	4.54%	\$ 5,010.56	\$ 5,097.70	1.74%
MGS-S Customer 5016	\$ 1,743.02	\$ 1,826.16	4.77%	\$ 4,526.15	\$ 4,609.29	1.84%
MGS-S Customer 5017	\$ 1,868.23	\$ 1,967.45	5.31%	\$ 4,605.06	\$ 4,704.28	2.15%
MGS-S Customer 5018	\$ 2,110.97	\$ 2,202.49	4.34%	\$ 5,808.98	\$ 5,900.50	1.58%
MGS-S Customer 5019	\$ 1,898.82	\$ 1,998.75	5.26%	\$ 4,732.72	\$ 4,832.65	2.11%
MGS-S Customer 5020	\$ 1,592.34	\$ 1,685.25	5.83%	\$ 3,492.62	\$ 3,585.54	2.66%
MGS-S Customer 5021	\$ 2,150.84	\$ 2,256.42	4.91%	\$ 5,471.01	\$ 5,576.59	1.93%
MGS-S Customer 5022	\$ 780.46	\$ 855.14	9.57%	\$ 1,120.04	\$ 1,194.72	6.67%
MGS-S Customer 5023	\$ 1,854.05	\$ 1,952.90	5.33%	\$ 4,369.69	\$ 4,468.53	2.26%
MGS-S Customer 5024	\$ 9,068.86	\$ 9,330.66	2.89%	\$ 27,556.57	\$ 27,818.37	0.95%
MGS-S Customer 5025	\$ 1,628.16	\$ 1,721.97	5.76%	\$ 3,888.79	\$ 3,982.60	2.41%
MGS-S Customer 5026	\$ 2,035.30	\$ 2,125.05	4.41%	\$ 5,394.91	\$ 5,484.66	1.66%
MGS-S Customer 5027	\$ 2,090.77	\$ 2,181.75	4.35%	\$ 5,500.77	\$ 5,591.75	1.65%
MGS-S Customer 5028	\$ 2,633.50	\$ 2,749.97	4.42%	\$ 7,141.12	\$ 7,257.58	1.63%
MGS-S Customer 5029	\$ 3,010.28	\$ 3,135.29	4.15%	\$ 7,908.62	\$ 8,033.62	1.58%
MGS-S Customer 5030	\$ 2,112.14	\$ 2,216.87	4.96%	\$ 5,292.95	\$ 5,397.68	1.98%
MGS-S Customer 5031	\$ 4,601.22	\$ 4,761.92	3.49%	\$ 12,959.23	\$ 13,119.92	1.24%
MGS-S Customer 5032	\$ 2,687.71	\$ 2,805.42	4.38%	\$ 7,205.66	\$ 7,323.36	1.63%
MGS-S Customer 5033	\$ 2,008.64	\$ 2,097.77	4.44%	\$ 5,388.31	\$ 5,477.44	1.65%
MGS-S Customer 5034	\$ 890.23	\$ 954.12	7.18%	\$ 1,790.98	\$ 1,854.87	3.57%
MGS-S Customer 5035	\$ 720.74	\$ 794.08	10.18%	\$ 938.45	\$ 1,011.79	7.82%
MGS-S Customer 5036	\$ 1,638.23	\$ 1,732.24	5.74%	\$ 3,816.71	\$ 3,910.72	2.46%
MGS-S Customer 5037	\$ 10,835.39	\$ 11,136.84	2.78%	\$ 32,287.97	\$ 32,589.43	0.93%

Internal Use

Customer	Distribution 8/23 Prices	Distribution 1/24 Prices	Distribution % Difference	Delivery 8/23 Prices	Delivery 1/24 Prices	Delivery % Difference
MGS-S Customer 5038	\$ 3,852.27	\$ 3,996.23	3.74%	\$ 10,941.25	\$ 11,085.22	1.32%
MGS-S Customer 5039	\$ 1,825.08	\$ 1,923.34	5.38%	\$ 4,384.75	\$ 4,483.01	2.24%
MGS-S Customer 5040	\$ 6,352.69	\$ 6,553.07	3.15%	\$ 18,141.80	\$ 18,342.18	1.10%
MGS-S Customer 5041	\$ 1,613.37	\$ 1,706.83	5.79%	\$ 3,789.96	\$ 3,883.42	2.47%
MGS-S Customer 5042	\$ 1,602.28	\$ 1,695.49	5.82%	\$ 3,708.00	\$ 3,801.21	2.51%
MGS-S Customer 5043	\$ 14,138.67	\$ 14,514.85	2.66%	\$ 44,826.03	\$ 45,202.21	0.84%
MGS-S Customer 5044	\$ 1,404.69	\$ 1,493.43	6.32%	\$ 3,054.21	\$ 3,142.95	2.91%
MGS-S Customer 5045	\$ 7,006.04	\$ 7,222.56	3.09%	\$ 20,972.24	\$ 21,188.76	1.03%
MGS-S Customer 5046	\$ 5,972.75	\$ 6,164.60	3.21%	\$ 17,660.61	\$ 17,852.46	1.09%
MGS-S Customer 5047	\$ 1,318.66	\$ 1,392.23	5.58%	\$ 3,176.82	\$ 3,250.39	2.32%
MGS-S Customer 5048	\$ 1,601.32	\$ 1,694.49	5.82%	\$ 3,639.05	\$ 3,732.22	2.56%
MGS-S Customer 5049	\$ 2,076.31	\$ 2,166.98	4.37%	\$ 5,469.06	\$ 5,559.74	1.66%
MGS-S Customer 5050	\$ 1,568.67	\$ 1,661.14	5.89%	\$ 3,644.91	\$ 3,737.37	2.54%
MGS-S Customer 5051	\$ 1,627.91	\$ 1,708.48	4.95%	\$ 4,123.52	\$ 4,204.09	1.95%
MGS-S Customer 5052	\$ 1,545.14	\$ 1,623.81	5.09%	\$ 3,846.14	\$ 3,924.80	2.05%
MGS-S Customer 5053	\$ 1,927.70	\$ 2,028.26	5.22%	\$ 4,716.30	\$ 4,816.85	2.13%
MGS-S Customer 5054	\$ 4,050.59	\$ 4,199.12	3.67%	\$ 11,496.91	\$ 11,645.44	1.29%
MGS-S Customer 5055	\$ 3,298.94	\$ 3,430.54	3.99%	\$ 9,044.95	\$ 9,176.55	1.45%
MGS-S Customer 5056	\$ 1,630.52	\$ 1,724.39	5.76%	\$ 3,804.27	\$ 3,898.14	2.47%
MGS-S Customer 5057	\$ 1,617.64	\$ 1,697.95	4.96%	\$ 4,007.77	\$ 4,088.08	2.00%
MGS-S Customer 5058	\$ 1,596.77	\$ 1,689.87	5.83%	\$ 3,746.69	\$ 3,839.80	2.49%
MGS-S Customer 5059	\$ 2,296.71	\$ 2,405.59	4.74%	\$ 5,907.45	\$ 6,016.33	1.84%
MGS-S Customer 5060	\$ 2,076.73	\$ 2,180.65	5.00%	\$ 5,212.45	\$ 5,316.37	1.99%
MGS-S Customer 5061	\$ 1,760.59	\$ 1,857.40	5.50%	\$ 4,194.05	\$ 4,290.86	2.31%
MGS-S Customer 5062	\$ 7,032.43	\$ 7,248.19	3.07%	\$ 20,809.93	\$ 21,025.69	1.04%
MGS-S Customer 5063	\$ 1,385.40	\$ 1,473.73	6.38%	\$ 2,986.83	\$ 3,075.16	2.96%
MGS-S Customer 5064	\$ 893.37	\$ 970.61	8.65%	\$ 1,501.83	\$ 1,579.07	5.14%
MGS-S Customer 5065	\$ 1,846.08	\$ 1,931.55	4.63%	\$ 4,738.78	\$ 4,824.25	1.80%
MGS-S Customer 5066	\$ 3,103.04	\$ 3,216.82	3.67%	\$ 8,750.54	\$ 8,864.32	1.30%
MGS-S Customer 5067	\$ 1,762.22	\$ 1,859.04	5.49%	\$ 4,179.04	\$ 4,275.86	2.32%
MGS-S Customer 5068	\$ 4,656.54	\$ 4,818.71	3.48%	\$ 13,217.75	\$ 13,379.92	1.23%
MGS-S Customer 5069	\$ 2,091.80	\$ 2,196.04	4.98%	\$ 5,264.16	\$ 5,368.41	1.98%
MGS-S Customer 5070	\$ 10,517.12	\$ 10,810.84	2.79%	\$ 31,774.09	\$ 32,067.81	0.92%
MGS-S Customer 5071	\$ 2,552.40	\$ 2,667.04	4.49%	\$ 6,870.36	\$ 6,985.00	1.67%
MGS-S Customer 5072	\$ 2,595.79	\$ 2,698.27	3.95%	\$ 7,143.68	\$ 7,246.15	1.43%
MGS-S Customer 5073	\$ 1,274.59	\$ 1,347.12	5.69%	\$ 2,936.33	\$ 3,008.86	2.47%
MGS-S Customer 5074	\$ 2,283.54	\$ 2,378.86	4.17%	\$ 6,118.78	\$ 6,214.11	1.56%
MGS-S Customer 5075	\$ 2,379.57	\$ 2,477.01	4.09%	\$ 6,601.63	\$ 6,699.07	1.48%
MGS-S Customer 5076	\$ 1,894.73	\$ 1,981.28	4.57%	\$ 4,930.70	\$ 5,017.25	1.76%
MGS-S Customer 5077	\$ 2,618.50	\$ 2,734.60	4.43%	\$ 6,949.24	\$ 7,065.33	1.67%

Internal Use

Customer	Distribution 8/23 Prices	Distribution 1/24 Prices	Distribution % Difference	Delivery 8/23 Prices	Delivery 1/24 Prices	Delivery % Difference
MGS-S Customer 5078	\$ 894.65	\$ 971.90	8.63%	\$ 1,452.02	\$ 1,529.27	5.32%
MGS-S Customer 5079	\$ 2,173.27	\$ 2,279.35	4.88%	\$ 5,490.42	\$ 5,596.51	1.93%
MGS-S Customer 5080	\$ 5,658.01	\$ 5,843.01	3.27%	\$ 16,972.57	\$ 17,157.56	1.09%
MGS-S Customer 5081	\$ 3,304.11	\$ 3,435.70	3.98%	\$ 9,096.50	\$ 9,228.08	1.45%
MGS-S Customer 5082	\$ 2,657.69	\$ 2,761.53	3.91%	\$ 7,430.32	\$ 7,534.16	1.40%
MGS-S Customer 5083	\$ 2,848.67	\$ 2,956.67	3.79%	\$ 7,731.66	\$ 7,839.66	1.40%
MGS-S Customer 5084	\$ 1,970.84	\$ 2,072.38	5.15%	\$ 4,914.37	\$ 5,015.91	2.07%
MGS-S Customer 5085	\$ 1,713.47	\$ 1,809.21	5.59%	\$ 4,114.35	\$ 4,210.09	2.33%
MGS-S Customer 5086	\$ 1,806.45	\$ 1,891.04	4.68%	\$ 4,593.68	\$ 4,678.27	1.84%
MGS-S Customer 5087	\$ 2,431.34	\$ 2,530.01	4.06%	\$ 6,656.50	\$ 6,755.18	1.48%
MGS-S Customer 5088	\$ 2,978.00	\$ 3,102.24	4.17%	\$ 8,086.79	\$ 8,211.03	1.54%
MGS-S Customer 5089	\$ 6,578.41	\$ 6,784.04	3.13%	\$ 19,526.54	\$ 19,732.17	1.05%
MGS-S Customer 5090	\$ 5,908.35	\$ 6,098.83	3.22%	\$ 17,568.49	\$ 17,758.96	1.08%
MGS-S Customer 5091	\$ 6,403.92	\$ 6,605.45	3.15%	\$ 18,900.88	\$ 19,102.41	1.07%
MGS-S Customer 5092	\$ 8,236.88	\$ 8,479.92	2.95%	\$ 24,892.46	\$ 25,135.50	0.98%
MGS-S Customer 5093	\$ 2,640.94	\$ 2,757.60	4.42%	\$ 7,092.93	\$ 7,209.59	1.64%
MGS-S Customer 5094	\$ 2,417.31	\$ 2,528.90	4.62%	\$ 6,349.36	\$ 6,460.95	1.76%
MGS-S Customer 5095	\$ 11,072.55	\$ 11,387.34	2.84%	\$ 31,670.86	\$ 31,985.65	0.99%
MGS-S Customer 5096	\$ 2,752.13	\$ 2,871.28	4.33%	\$ 7,502.88	\$ 7,622.03	1.59%
MGS-S Customer 5097	\$ 1,794.74	\$ 1,879.03	4.70%	\$ 4,603.83	\$ 4,688.11	1.83%
MGS-S Customer 5098	\$ 2,649.55	\$ 2,753.14	3.91%	\$ 7,293.20	\$ 7,396.79	1.42%
MGS-S Customer 5099	\$ 3,035.86	\$ 3,161.44	4.14%	\$ 8,147.18	\$ 8,272.75	1.54%
MGS-S Customer 5100	\$ 3,210.46	\$ 3,326.71	3.62%	\$ 9,272.54	\$ 9,388.78	1.25%
MGS-S Customer 5101	\$ 1,717.02	\$ 1,799.57	4.81%	\$ 4,298.77	\$ 4,381.32	1.92%
MGS-S Customer 5102	\$ 1,591.35	\$ 1,671.05	5.01%	\$ 3,962.84	\$ 4,042.55	2.01%
MGS-S Customer 5103	\$ 1,714.65	\$ 1,797.14	4.81%	\$ 4,393.92	\$ 4,476.40	1.88%
MGS-S Customer 5104	\$ 3,207.03	\$ 3,337.86	4.08%	\$ 8,223.96	\$ 8,354.79	1.59%
MGS-S Customer 5105	\$ 1,985.16	\$ 2,073.74	4.46%	\$ 5,291.04	\$ 5,379.62	1.67%
MGS-S Customer 5106	\$ 3,535.40	\$ 3,658.98	3.50%	\$ 10,304.91	\$ 10,428.48	1.20%
MGS-S Customer 5107	\$ 5,082.00	\$ 5,253.76	3.38%	\$ 15,009.76	\$ 15,181.52	1.14%
MGS-S Customer 5108	\$ 19,807.53	\$ 20,311.36	2.54%	\$ 63,177.01	\$ 63,680.85	0.80%
MGS-S Customer 5109	\$ 1,588.47	\$ 1,681.40	5.85%	\$ 3,739.79	\$ 3,832.71	2.48%
MGS-S Customer 5110	\$ 2,094.92	\$ 2,199.22	4.98%	\$ 5,212.30	\$ 5,316.60	2.00%
MGS-S Customer 5111	\$ 1,217.65	\$ 1,288.98	5.86%	\$ 2,865.71	\$ 2,937.04	2.49%
MGS-S Customer 5112	\$ 1,354.67	\$ 1,429.02	5.49%	\$ 3,252.31	\$ 3,326.65	2.29%
MGS-S Customer 5113	\$ 1,659.08	\$ 1,740.32	4.90%	\$ 4,340.15	\$ 4,421.39	1.87%
MGS-S Customer 5114	\$ 3,243.11	\$ 3,360.11	3.61%	\$ 9,501.50	\$ 9,618.50	1.23%
MGS-S Customer 5115	\$ 1,564.24	\$ 1,643.35	5.06%	\$ 3,964.80	\$ 4,043.92	2.00%
MGS-S Customer 5116	\$ 7,750.43	\$ 7,982.30	2.99%	\$ 23,179.47	\$ 23,411.35	1.00%
MGS-S Customer 5117	\$ 629.76	\$ 701.04	11.32%	\$ 765.99	\$ 837.27	9.31%

Internal Use

Customer	Distribution 8/23 Prices	Distribution 1/24 Prices	Distribution % Difference	Delivery 8/23 Prices	Delivery 1/24 Prices	Delivery % Difference
MGS-S Customer 5118	\$ 2,594.44	\$ 2,710.07	4.46%	\$ 7,026.63	\$ 7,142.25	1.65%
MGS-S Customer 5119	\$ 1,442.58	\$ 1,532.21	6.21%	\$ 3,202.19	\$ 3,291.82	2.80%
MGS-S Customer 5120	\$ 3,074.44	\$ 3,200.87	4.11%	\$ 8,405.79	\$ 8,532.22	1.50%
MGS-S Customer 5121	\$ 7,690.95	\$ 7,908.26	2.83%	\$ 24,015.49	\$ 24,232.80	0.90%
MGS-S Customer 5122	\$ 7,524.85	\$ 7,751.78	3.02%	\$ 22,787.22	\$ 23,014.14	1.00%
MGS-S Customer 5123	\$ 5,615.52	\$ 5,799.30	3.27%	\$ 16,274.76	\$ 16,458.53	1.13%
MGS-S Customer 5124	\$ 5,462.64	\$ 5,644.60	3.33%	\$ 15,766.89	\$ 15,948.84	1.15%
MGS-S Customer 5125	\$ 4,434.86	\$ 4,578.81	3.25%	\$ 13,125.25	\$ 13,269.20	1.10%
MGS-S Customer 5126	\$ 1,638.91	\$ 1,719.69	4.93%	\$ 4,164.36	\$ 4,245.13	1.94%
MGS-S Customer 5127	\$ 7,247.60	\$ 7,469.68	3.06%	\$ 21,961.61	\$ 22,183.70	1.01%
MGS-S Customer 5128	\$ 4,910.29	\$ 5,077.95	3.41%	\$ 14,120.44	\$ 14,288.11	1.19%
MGS-S Customer 5129	\$ 2,102.24	\$ 2,206.66	4.97%	\$ 5,176.17	\$ 5,280.59	2.02%
MGS-S Customer 5130	\$ 1,835.63	\$ 1,934.12	5.37%	\$ 4,420.66	\$ 4,519.15	2.23%
MGS-S Customer 5131	\$ 3,353.57	\$ 3,486.30	3.96%	\$ 9,317.47	\$ 9,450.20	1.42%
MGS-S Customer 5132	\$ 2,238.65	\$ 2,332.78	4.20%	\$ 5,830.77	\$ 5,924.90	1.61%
MGS-S Customer 5133	\$ 18,116.01	\$ 18,581.92	2.57%	\$ 57,197.34	\$ 57,663.25	0.81%
MGS-S Customer 5134	\$ 3,512.83	\$ 3,635.85	3.50%	\$ 10,046.15	\$ 10,169.17	1.22%
MGS-S Customer 5135	\$ 3,590.58	\$ 3,728.63	3.84%	\$ 10,247.67	\$ 10,385.72	1.35%
MGS-S Customer 5136	\$ 1,788.91	\$ 1,886.34	5.45%	\$ 4,308.89	\$ 4,406.32	2.26%
MGS-S Customer 5137	\$ 1,782.21	\$ 1,879.49	5.46%	\$ 4,411.45	\$ 4,508.74	2.21%
MGS-S Customer 5138	\$ 3,129.67	\$ 3,257.30	4.08%	\$ 8,512.68	\$ 8,640.31	1.50%
MGS-S Customer 5139	\$ 1,875.26	\$ 1,974.66	5.30%	\$ 4,615.54	\$ 4,714.94	2.15%
MGS-S Customer 5140	\$ 1,655.18	\$ 1,749.59	5.70%	\$ 3,988.36	\$ 4,082.77	2.37%
MGS-S Customer 5141	\$ 3,656.37	\$ 3,795.93	3.82%	\$ 10,306.37	\$ 10,445.92	1.35%
MGS-S Customer 5142	\$ 2,005.86	\$ 2,108.16	5.10%	\$ 4,922.20	\$ 5,024.49	2.08%
MGS-S Customer 5143	\$ 9,275.18	\$ 9,541.62	2.87%	\$ 28,066.69	\$ 28,333.14	0.95%
MGS-S Customer 5144	\$ 3,045.74	\$ 3,158.40	3.70%	\$ 8,588.93	\$ 8,701.58	1.31%
MGS-S Customer 5145	\$ 4,211.48	\$ 4,350.40	3.30%	\$ 12,391.23	\$ 12,530.15	1.12%
MGS-S Customer 5146	\$ 3,000.37	\$ 3,125.12	4.16%	\$ 8,213.56	\$ 8,338.31	1.52%
MGS-S Customer 5147	\$ 10,916.46	\$ 11,231.02	2.88%	\$ 29,214.76	\$ 29,529.33	1.08%
MGS-S Customer 5148	\$ 2,228.27	\$ 2,335.57	4.82%	\$ 5,593.76	\$ 5,701.06	1.92%
MGS-S Customer 5149	\$ 4,199.75	\$ 4,353.75	3.67%	\$ 11,005.69	\$ 11,159.68	1.40%
MGS-S Customer 5150	\$ 1,896.79	\$ 1,996.68	5.27%	\$ 4,683.36	\$ 4,783.25	2.13%
MGS-S Customer 5151	\$ 2,171.71	\$ 2,277.79	4.88%	\$ 5,639.34	\$ 5,745.42	1.88%
MGS-S Customer 5152	\$ 2,263.39	\$ 2,371.53	4.78%	\$ 5,933.06	\$ 6,041.20	1.82%
MGS-S Customer 5153	\$ 1,697.10	\$ 1,779.20	4.84%	\$ 4,397.10	\$ 4,479.20	1.87%
MGS-S Customer 5154	\$ 2,138.92	\$ 2,230.96	4.30%	\$ 5,818.27	\$ 5,910.31	1.58%
MGS-S Customer 5155	\$ 1,528.58	\$ 1,620.15	5.99%	\$ 3,503.12	\$ 3,594.70	2.61%
MGS-S Customer 5156	\$ 2,706.06	\$ 2,824.21	4.37%	\$ 7,318.28	\$ 7,436.43	1.61%
MGS-S Customer 5157	\$ 1,938.87	\$ 2,039.67	5.20%	\$ 4,806.96	\$ 4,907.76	2.10%

Internal Use

Customer	Distribution 8/23 Prices	Distribution 1/24 Prices	Distribution % Difference	Delivery 8/23 Prices	Delivery 1/24 Prices	Delivery % Difference
MGS-S Customer 5158	\$ 1,696.65	\$ 1,792.01	5.62%	\$ 4,107.15	\$ 4,202.51	2.32%
MGS-S Customer 5159	\$ 2,798.18	\$ 2,918.39	4.30%	\$ 7,650.83	\$ 7,771.04	1.57%
MGS-S Customer 5160	\$ 3,428.52	\$ 3,562.90	3.92%	\$ 9,460.43	\$ 9,594.81	1.42%
MGS-S Customer 5161	\$ 2,731.34	\$ 2,850.04	4.35%	\$ 7,414.85	\$ 7,533.55	1.60%
MGS-S Customer 5162	\$ 1,111.91	\$ 1,180.80	6.20%	\$ 2,503.59	\$ 2,572.48	2.75%
MGS-S Customer 5163	\$ 1,745.69	\$ 1,842.14	5.53%	\$ 4,055.92	\$ 4,152.38	2.38%
MGS-S Customer 5164	\$ 1,511.97	\$ 1,603.16	6.03%	\$ 3,456.98	\$ 3,548.18	2.64%
MGS-S Customer 5165	\$ 1,382.24	\$ 1,457.23	5.43%	\$ 3,351.75	\$ 3,426.74	2.24%
MGS-S Customer 5166	\$ 2,843.33	\$ 2,964.57	4.26%	\$ 7,506.04	\$ 7,627.28	1.62%
MGS-S Customer 5167	\$ 1,809.51	\$ 1,907.41	5.41%	\$ 4,413.86	\$ 4,511.77	2.22%
MGS-S Customer 5168	\$ 8,226.17	\$ 8,468.74	2.95%	\$ 25,121.61	\$ 25,364.18	0.97%
MGS-S Customer 5169	\$ 1,668.65	\$ 1,763.38	5.68%	\$ 3,973.99	\$ 4,068.72	2.38%
MGS-S Customer 5170	\$ 9,797.48	\$ 10,076.39	2.85%	\$ 30,119.48	\$ 30,398.39	0.93%
MGS-S Customer 5171	\$ 1,241.13	\$ 1,312.93	5.79%	\$ 2,889.07	\$ 2,960.87	2.49%
MGS-S Customer 5172	\$ 2,464.07	\$ 2,576.74	4.57%	\$ 6,608.82	\$ 6,721.49	1.70%
MGS-S Customer 5173	\$ 9,820.89	\$ 10,103.98	2.88%	\$ 28,264.10	\$ 28,547.19	1.00%
MGS-S Customer 5174	\$ 2,584.50	\$ 2,699.88	4.46%	\$ 6,937.54	\$ 7,052.91	1.66%
MGS-S Customer 5175	\$ 1,713.82	\$ 1,809.54	5.59%	\$ 4,014.89	\$ 4,110.61	2.38%
MGS-S Customer 5176	\$ 4,347.83	\$ 4,504.91	3.61%	\$ 11,675.94	\$ 11,833.02	1.35%
MGS-S Customer 5177	\$ 3,097.35	\$ 3,224.29	4.10%	\$ 8,534.65	\$ 8,661.59	1.49%
MGS-S Customer 5178	\$ 2,167.12	\$ 2,273.09	4.89%	\$ 5,511.30	\$ 5,617.26	1.92%
MGS-S Customer 5179	\$ 9,918.50	\$ 10,199.42	2.83%	\$ 30,455.27	\$ 30,736.20	0.92%
MGS-S Customer 5180	\$ 2,891.32	\$ 3,013.65	4.23%	\$ 7,652.70	\$ 7,775.02	1.60%
MGS-S Customer 5181	\$ 1,337.06	\$ 1,411.04	5.53%	\$ 3,274.40	\$ 3,348.38	2.26%
MGS-S Customer 5182	\$ 25,638.24	\$ 26,310.64	2.62%	\$ 67,711.05	\$ 68,383.45	0.99%
MGS-S Customer 5183	\$ 1,568.64	\$ 1,661.10	5.89%	\$ 3,612.99	\$ 3,705.46	2.56%
MGS-S Customer 5184	\$ 4,638.95	\$ 4,800.66	3.49%	\$ 13,454.98	\$ 13,616.70	1.20%
MGS-S Customer 5185	\$ 5,870.79	\$ 6,060.17	3.23%	\$ 17,352.72	\$ 17,542.10	1.09%
MGS-S Customer 5186	\$ 2,543.87	\$ 2,645.07	3.98%	\$ 6,914.52	\$ 7,015.73	1.46%
MGS-S Customer 5187	\$ 1,717.84	\$ 1,800.38	4.80%	\$ 4,414.48	\$ 4,497.02	1.87%
MGS-S Customer 5188	\$ 830.97	\$ 893.52	7.53%	\$ 1,596.06	\$ 1,658.61	3.92%
MGS-S Customer 5189	\$ 1,579.43	\$ 1,658.88	5.03%	\$ 3,939.92	\$ 4,019.37	2.02%
MGS-S Customer 5190	\$ 1,627.92	\$ 1,721.72	5.76%	\$ 3,820.76	\$ 3,914.55	2.45%
MGS-S Customer 5191	\$ 2,119.53	\$ 2,224.42	4.95%	\$ 5,331.70	\$ 5,436.59	1.97%
MGS-S Customer 5192	\$ 3,327.44	\$ 3,459.56	3.97%	\$ 9,035.83	\$ 9,167.96	1.46%
MGS-S Customer 5193	\$ 1,413.35	\$ 1,502.31	6.29%	\$ 3,151.78	\$ 3,240.75	2.82%
MGS-S Customer 5194	\$ 6,166.80	\$ 6,362.94	3.18%	\$ 18,523.01	\$ 18,719.15	1.06%
MGS-S Customer 5195	\$ 3,593.07	\$ 3,731.15	3.84%	\$ 10,133.95	\$ 10,272.03	1.36%
MGS-S Customer 5196	\$ 1,985.52	\$ 2,087.38	5.13%	\$ 4,912.48	\$ 5,014.34	2.07%
MGS-S Customer 5197	\$ 3,406.86	\$ 3,540.78	3.93%	\$ 9,667.58	\$ 9,801.50	1.39%

Internal Use

Customer	Distribution 8/23 Prices	Distribution 1/24 Prices	Distribution % Difference	Delivery 8/23 Prices	Delivery 1/24 Prices	Delivery % Difference
MGS-S Customer 5198	\$ 13,869.40	\$ 14,239.43	2.67%	\$ 43,561.12	\$ 43,931.15	0.85%
MGS-S Customer 5199	\$ 8,878.62	\$ 9,136.37	2.90%	\$ 27,172.19	\$ 27,429.95	0.95%
MGS-S Customer 5200	\$ 2,139.95	\$ 2,232.04	4.30%	\$ 5,692.12	\$ 5,784.21	1.62%
MGS-S Customer 5201	\$ 3,200.74	\$ 3,330.03	4.04%	\$ 8,886.74	\$ 9,016.02	1.45%
MGS-S Customer 5202	\$ 16,516.82	\$ 16,946.64	2.60%	\$ 52,136.64	\$ 52,566.47	0.82%
MGS-S Customer 5203	\$ 2,095.54	\$ 2,199.89	4.98%	\$ 5,314.34	\$ 5,418.69	1.96%
MGS-S Customer 5204	\$ 1,352.28	\$ 1,426.60	5.50%	\$ 3,329.17	\$ 3,403.49	2.23%
MGS-S Customer 5205	\$ 3,995.25	\$ 4,142.43	3.68%	\$ 11,346.87	\$ 11,494.06	1.30%
MGS-S Customer 5206	\$ 3,181.25	\$ 3,310.11	4.05%	\$ 9,004.26	\$ 9,133.12	1.43%
MGS-S Customer 5207	\$ 3,402.79	\$ 3,536.63	3.93%	\$ 9,320.33	\$ 9,454.18	1.44%
MGS-S Customer 5208	\$ 2,932.25	\$ 3,042.23	3.75%	\$ 8,416.74	\$ 8,526.71	1.31%
MGS-S Customer 5209	\$ 5,295.42	\$ 5,471.91	3.33%	\$ 15,570.58	\$ 15,747.06	1.13%
MGS-S Customer 5210	\$ 3,215.92	\$ 3,345.56	4.03%	\$ 8,737.56	\$ 8,867.20	1.48%
MGS-S Customer 5211	\$ 2,056.46	\$ 2,159.90	5.03%	\$ 5,109.20	\$ 5,212.64	2.02%
MGS-S Customer 5212	\$ 2,973.07	\$ 3,097.24	4.18%	\$ 8,171.13	\$ 8,295.30	1.52%
MGS-S Customer 5213	\$ 1,614.73	\$ 1,694.89	4.96%	\$ 3,966.19	\$ 4,046.34	2.02%
MGS-S Customer 5214	\$ 2,300.26	\$ 2,409.18	4.74%	\$ 5,908.44	\$ 6,017.36	1.84%
MGS-S Customer 5215	\$ 1,792.78	\$ 1,890.29	5.44%	\$ 4,325.86	\$ 4,423.37	2.25%
MGS-S Customer 5216	\$ 14,413.88	\$ 14,796.47	2.65%	\$ 45,824.42	\$ 46,207.01	0.83%
MGS-S Customer 5217	\$ 880.34	\$ 957.29	8.74%	\$ 1,446.75	\$ 1,523.70	5.32%
MGS-S Customer 5218	\$ 11,993.02	\$ 12,320.74	2.73%	\$ 37,103.22	\$ 37,430.93	0.88%
MGS-S Customer 5219	\$ 1,803.44	\$ 1,901.21	5.42%	\$ 4,337.99	\$ 4,435.76	2.25%
MGS-S Customer 5220	\$ 5,484.58	\$ 5,665.32	3.30%	\$ 16,159.58	\$ 16,340.31	1.12%
MGS-S Customer 5221	\$ 1,373.31	\$ 1,461.36	6.41%	\$ 2,981.97	\$ 3,070.02	2.95%
MGS-S Customer 5222	\$ 1,409.76	\$ 1,485.37	5.36%	\$ 3,475.53	\$ 3,551.14	2.18%
MGS-S Customer 5223	\$ 706.74	\$ 779.76	10.33%	\$ 873.53	\$ 946.55	8.36%
MGS-S Customer 5224	\$ 6,416.97	\$ 6,618.85	3.15%	\$ 18,753.68	\$ 18,955.56	1.08%
MGS-S Customer 5225	\$ 2,533.52	\$ 2,647.84	4.51%	\$ 6,802.64	\$ 6,916.96	1.68%
MGS-S Customer 5226	\$ 2,163.42	\$ 2,256.04	4.28%	\$ 5,885.32	\$ 5,977.94	1.57%
MGS-S Customer 5227	\$ 1,780.32	\$ 1,877.57	5.46%	\$ 4,306.08	\$ 4,403.33	2.26%
MGS-S Customer 5228	\$ 5,391.17	\$ 5,575.45	3.42%	\$ 14,158.07	\$ 14,342.35	1.30%
MGS-S Customer 5229	\$ 16,232.79	\$ 16,655.99	2.61%	\$ 51,588.59	\$ 52,011.79	0.82%
MGS-S Customer 5230	\$ 1,156.79	\$ 1,239.96	7.19%	\$ 2,329.23	\$ 2,412.40	3.57%
MGS-S Customer 5231	\$ 2,421.77	\$ 2,520.27	4.07%	\$ 6,695.73	\$ 6,794.23	1.47%
MGS-S Customer 5232	\$ 5,393.80	\$ 5,572.87	3.32%	\$ 15,914.04	\$ 16,093.12	1.13%
MGS-S Customer 5233	\$ 623.08	\$ 680.95	9.29%	\$ 1,188.33	\$ 1,246.20	4.87%
MGS-S Customer 5234	\$ 3,782.79	\$ 3,925.30	3.77%	\$ 10,751.78	\$ 10,894.29	1.33%
MGS-S Customer 5235	\$ 2,388.55	\$ 2,486.29	4.09%	\$ 6,521.51	\$ 6,619.24	1.50%
MGS-S Customer 5236	\$ 2,074.99	\$ 2,178.86	5.01%	\$ 5,213.96	\$ 5,317.84	1.99%
MGS-S Customer 5237	\$ 9,322.89	\$ 9,590.36	2.87%	\$ 27,799.72	\$ 28,067.18	0.96%

Internal Use

Customer	Distribution 8/23 Prices	Distribution 1/24 Prices	Distribution % Difference	Delivery 8/23 Prices	Delivery 1/24 Prices	Delivery % Difference
MGS-S Customer 5238	\$ 3,491.82	\$ 3,627.67	3.89%	\$ 9,819.87	\$ 9,955.73	1.38%
MGS-S Customer 5239	\$ 2,014.23	\$ 2,103.51	4.43%	\$ 5,340.40	\$ 5,429.68	1.67%
MGS-S Customer 5240	\$ 2,376.62	\$ 2,474.01	4.10%	\$ 6,463.18	\$ 6,560.58	1.51%
MGS-S Customer 5241	\$ 1,997.61	\$ 2,099.74	5.11%	\$ 4,943.21	\$ 5,045.35	2.07%
MGS-S Customer 5242	\$ 3,765.86	\$ 3,894.71	3.42%	\$ 10,910.21	\$ 11,039.06	1.18%
MGS-S Customer 5243	\$ 1,544.86	\$ 1,623.56	5.09%	\$ 3,872.01	\$ 3,950.71	2.03%
MGS-S Customer 5244	\$ 2,299.11	\$ 2,394.80	4.16%	\$ 6,365.32	\$ 6,461.00	1.50%
MGS-S Customer 5245	\$ 10,282.74	\$ 10,571.74	2.81%	\$ 31,748.92	\$ 32,037.93	0.91%
MGS-S Customer 5246	\$ 1,175.54	\$ 1,245.88	5.98%	\$ 2,713.60	\$ 2,783.93	2.59%
MGS-S Customer 5247	\$ 3,524.04	\$ 3,660.59	3.87%	\$ 9,736.46	\$ 9,873.02	1.40%
MGS-S Customer 5248	\$ 2,023.23	\$ 2,112.71	4.42%	\$ 5,290.44	\$ 5,379.91	1.69%
MGS-S Customer 5249	\$ 1,723.95	\$ 1,806.65	4.80%	\$ 4,579.71	\$ 4,662.42	1.81%
MGS-S Customer 5250	\$ 2,138.00	\$ 2,243.33	4.93%	\$ 5,485.17	\$ 5,590.50	1.92%
MGS-S Customer 5251	\$ 1,809.99	\$ 1,907.89	5.41%	\$ 4,407.26	\$ 4,505.16	2.22%
MGS-S Customer 5252	\$ 1,960.76	\$ 2,062.08	5.17%	\$ 4,876.27	\$ 4,977.59	2.08%
MGS-S Customer 5253	\$ 2,311.07	\$ 2,420.26	4.72%	\$ 6,024.36	\$ 6,133.55	1.81%
MGS-S Customer 5254	\$ 1,149.97	\$ 1,233.03	7.22%	\$ 2,260.32	\$ 2,343.37	3.67%
MGS-S Customer 5255	\$ 11,741.08	\$ 12,063.18	2.74%	\$ 35,892.44	\$ 36,214.54	0.90%
MGS-S Customer 5256	\$ 1,640.68	\$ 1,734.77	5.73%	\$ 3,920.62	\$ 4,014.71	2.40%
MGS-S Customer 5257	\$ 2,076.77	\$ 2,180.67	5.00%	\$ 5,183.40	\$ 5,287.30	2.00%
MGS-S Customer 5258	\$ 11,808.79	\$ 12,133.99	2.75%	\$ 35,679.10	\$ 36,004.30	0.91%
MGS-S Customer 5259	\$ 1,572.90	\$ 1,652.23	5.04%	\$ 3,977.14	\$ 4,056.48	1.99%
MGS-S Customer 5260	\$ 770.65	\$ 845.12	9.66%	\$ 1,200.68	\$ 1,275.15	6.20%
MGS-S Customer 5261	\$ 2,990.88	\$ 3,102.24	3.72%	\$ 8,498.42	\$ 8,609.78	1.31%
MGS-S Customer 5262	\$ 2,102.45	\$ 2,193.70	4.34%	\$ 5,489.12	\$ 5,580.36	1.66%
MGS-S Customer 5263	\$ 1,910.55	\$ 2,010.73	5.24%	\$ 4,794.62	\$ 4,894.80	2.09%
MGS-S Customer 5264	\$ 1,902.15	\$ 1,988.86	4.56%	\$ 4,979.59	\$ 5,066.30	1.74%
MGS-S Customer 5265	\$ 2,115.27	\$ 2,220.09	4.96%	\$ 5,574.93	\$ 5,679.74	1.88%
MGS-S Customer 5266	\$ 1,451.29	\$ 1,527.77	5.27%	\$ 3,472.00	\$ 3,548.48	2.20%
MGS-S Customer 5267	\$ 830.26	\$ 892.82	7.53%	\$ 1,587.20	\$ 1,649.76	3.94%
MGS-S Customer 5268	\$ 2,020.45	\$ 2,123.21	5.09%	\$ 5,231.55	\$ 5,334.30	1.96%
MGS-S Customer 5269	\$ 2,053.20	\$ 2,143.26	4.39%	\$ 5,419.72	\$ 5,509.78	1.66%
MGS-S Customer 5270	\$ 2,663.98	\$ 2,781.17	4.40%	\$ 7,167.67	\$ 7,284.86	1.63%
MGS-S Customer 5271	\$ 3,682.07	\$ 3,822.10	3.80%	\$ 10,170.75	\$ 10,310.77	1.38%
MGS-S Customer 5272	\$ 1,701.84	\$ 1,783.97	4.83%	\$ 4,247.80	\$ 4,329.93	1.93%
MGS-S Customer 5273	\$ 2,014.50	\$ 2,116.98	5.09%	\$ 4,988.37	\$ 5,090.84	2.05%
MGS-S Customer 5274	\$ 11,406.11	\$ 11,720.36	2.76%	\$ 35,515.16	\$ 35,829.41	0.88%
MGS-S Customer 5275	\$ 6,152.64	\$ 6,373.12	3.58%	\$ 10,267.05	\$ 10,487.52	2.15%
MGS-S Customer 5276	\$ 2,057.85	\$ 2,148.08	4.38%	\$ 5,528.80	\$ 5,619.03	1.63%
MGS-S Customer 5277	\$ 1,586.23	\$ 1,679.05	5.85%	\$ 3,617.15	\$ 3,709.97	2.57%

Internal Use

Customer	Distribution 8/23 Prices	Distribution 1/24 Prices	Distribution % Difference	Delivery 8/23 Prices	Delivery 1/24 Prices	Delivery % Difference
MGS-S Customer 5278	\$ 3,061.28	\$ 3,174.17	3.69%	\$ 8,737.13	\$ 8,850.02	1.29%
MGS-S Customer 5279	\$ 3,969.36	\$ 4,102.67	3.36%	\$ 11,404.67	\$ 11,537.98	1.17%
MGS-S Customer 5280	\$ 1,818.23	\$ 1,903.04	4.66%	\$ 4,584.01	\$ 4,668.82	1.85%
MGS-S Customer 5281	\$ 3,348.10	\$ 3,480.69	3.96%	\$ 9,395.85	\$ 9,528.43	1.41%
MGS-S Customer 5282	\$ 2,591.56	\$ 2,707.07	4.46%	\$ 6,889.41	\$ 7,004.93	1.68%
MGS-S Customer 5283	\$ 3,427.59	\$ 3,562.18	3.93%	\$ 9,493.23	\$ 9,627.82	1.42%
MGS-S Customer 5284	\$ 1,065.12	\$ 1,146.25	7.62%	\$ 2,078.50	\$ 2,159.63	3.90%
MGS-S Customer 5285	\$ 2,500.08	\$ 2,613.57	4.54%	\$ 6,621.33	\$ 6,734.82	1.71%
MGS-S Customer 5286	\$ 1,694.32	\$ 1,789.62	5.62%	\$ 4,030.81	\$ 4,126.11	2.36%
MGS-S Customer 5287	\$ 1,485.10	\$ 1,562.41	5.21%	\$ 3,700.76	\$ 3,778.08	2.09%
MGS-S Customer 5288	\$ 8,363.15	\$ 8,609.02	2.94%	\$ 25,245.24	\$ 25,491.10	0.97%
MGS-S Customer 5289	\$ 2,478.81	\$ 2,578.57	4.02%	\$ 6,766.73	\$ 6,866.48	1.47%
MGS-S Customer 5290	\$ 968.44	\$ 1,034.08	6.78%	\$ 2,016.16	\$ 2,081.80	3.26%
MGS-S Customer 5291	\$ 2,451.52	\$ 2,563.88	4.58%	\$ 6,375.81	\$ 6,488.17	1.76%
MGS-S Customer 5292	\$ 1,387.52	\$ 1,462.63	5.41%	\$ 3,358.59	\$ 3,433.71	2.24%
MGS-S Customer 5293	\$ 2,231.03	\$ 2,325.17	4.22%	\$ 6,230.76	\$ 6,324.90	1.51%
MGS-S Customer 5294	\$ 2,778.97	\$ 2,898.74	4.31%	\$ 7,487.00	\$ 7,606.76	1.60%
MGS-S Customer 5295	\$ 1,823.74	\$ 1,908.70	4.66%	\$ 4,803.58	\$ 4,888.53	1.77%
MGS-S Customer 5296	\$ 1,101.26	\$ 1,183.31	7.45%	\$ 2,099.66	\$ 2,181.70	3.91%
MGS-S Customer 5297	\$ 4,101.58	\$ 4,251.20	3.65%	\$ 11,766.00	\$ 11,915.62	1.27%
MGS-S Customer 5298	\$ 1,539.46	\$ 1,631.27	5.96%	\$ 3,493.56	\$ 3,585.37	2.63%
MGS-S Customer 5299	\$ 6,748.22	\$ 6,957.59	3.10%	\$ 19,758.14	\$ 19,967.51	1.06%
MGS-S Customer 5300	\$ 2,502.95	\$ 2,616.47	4.54%	\$ 6,583.02	\$ 6,696.54	1.72%
MGS-S Customer 5301	\$ 3,326.52	\$ 3,459.87	4.01%	\$ 8,557.29	\$ 8,690.64	1.56%
MGS-S Customer 5302	\$ 6,336.20	\$ 6,536.20	3.16%	\$ 18,544.29	\$ 18,744.29	1.08%
MGS-S Customer 5303	\$ 1,431.66	\$ 1,521.04	6.24%	\$ 3,182.96	\$ 3,272.34	2.81%
MGS-S Customer 5304	\$ 4,870.36	\$ 5,037.28	3.43%	\$ 14,248.81	\$ 14,415.73	1.17%
MGS-S Customer 5305	\$ 1,637.44	\$ 1,718.20	4.93%	\$ 4,085.83	\$ 4,166.58	1.98%
MGS-S Customer 5306	\$ 2,076.80	\$ 2,180.74	5.00%	\$ 5,355.08	\$ 5,459.03	1.94%
MGS-S Customer 5307	\$ 1,757.41	\$ 1,840.85	4.75%	\$ 4,619.52	\$ 4,702.97	1.81%
MGS-S Customer 5308	\$ 2,132.72	\$ 2,237.88	4.93%	\$ 5,303.96	\$ 5,409.12	1.98%
MGS-S Customer 5309	\$ 2,733.00	\$ 2,851.71	4.34%	\$ 7,361.91	\$ 7,480.63	1.61%
MGS-S Customer 5310	\$ 3,461.03	\$ 3,596.20	3.91%	\$ 9,663.26	\$ 9,798.43	1.40%
MGS-S Customer 5311	\$ 4,306.27	\$ 4,447.18	3.27%	\$ 12,459.66	\$ 12,600.58	1.13%
MGS-S Customer 5312	\$ 1,587.42	\$ 1,680.32	5.85%	\$ 3,701.56	\$ 3,794.47	2.51%
MGS-S Customer 5313	\$ 4,083.55	\$ 4,232.70	3.65%	\$ 11,468.96	\$ 11,618.11	1.30%
MGS-S Customer 5314	\$ 4,717.10	\$ 4,880.62	3.47%	\$ 13,706.87	\$ 13,870.40	1.19%
MGS-S Customer 5315	\$ 1,300.91	\$ 1,374.09	5.63%	\$ 3,098.59	\$ 3,171.76	2.36%
MGS-S Customer 5316	\$ 6,956.60	\$ 7,174.70	3.14%	\$ 19,655.06	\$ 19,873.16	1.11%
MGS-S Customer 5317	\$ 6,446.53	\$ 6,652.95	3.20%	\$ 18,355.34	\$ 18,561.75	1.12%

Internal Use

Customer	Distribution 8/23 Prices	Distribution 1/24 Prices	Distribution % Difference	Delivery 8/23 Prices	Delivery 1/24 Prices	Delivery % Difference
MGS-S Customer 5318	\$ 1,989.77	\$ 2,078.46	4.46%	\$ 5,259.46	\$ 5,348.16	1.69%
MGS-S Customer 5319	\$ 1,255.54	\$ 1,327.68	5.75%	\$ 2,951.68	\$ 3,023.82	2.44%
MGS-S Customer 5320	\$ 2,424.62	\$ 2,536.44	4.61%	\$ 6,385.56	\$ 6,497.37	1.75%
MGS-S Customer 5321	\$ 7,068.68	\$ 7,285.29	3.06%	\$ 21,322.06	\$ 21,538.66	1.02%
MGS-S Customer 5322	\$ 1,827.66	\$ 1,912.65	4.65%	\$ 4,711.56	\$ 4,796.55	1.80%
MGS-S Customer 5323	\$ 2,815.52	\$ 2,922.84	3.81%	\$ 7,945.71	\$ 8,053.03	1.35%
MGS-S Customer 5324	\$ 17,512.81	\$ 17,973.09	2.63%	\$ 50,281.79	\$ 50,742.07	0.92%
MGS-S Customer 5325	\$ 4,187.61	\$ 4,339.12	3.62%	\$ 11,865.56	\$ 12,017.08	1.28%
MGS-S Customer 5326	\$ 855.66	\$ 932.05	8.93%	\$ 1,378.12	\$ 1,454.52	5.54%
MGS-S Customer 5327	\$ 2,455.51	\$ 2,567.98	4.58%	\$ 6,437.22	\$ 6,549.69	1.75%
MGS-S Customer 5328	\$ 1,615.01	\$ 1,695.24	4.97%	\$ 4,017.44	\$ 4,097.66	2.00%
MGS-S Customer 5329	\$ 1,997.64	\$ 2,086.51	4.45%	\$ 5,279.11	\$ 5,367.99	1.68%
MGS-S Customer 5330	\$ 1,296.96	\$ 1,370.02	5.63%	\$ 3,089.86	\$ 3,162.92	2.36%
MGS-S Customer 5331	\$ 1,471.45	\$ 1,548.38	5.23%	\$ 3,522.34	\$ 3,599.27	2.18%
MGS-S Customer 5332	\$ 4,019.73	\$ 4,167.47	3.68%	\$ 11,413.80	\$ 11,561.55	1.29%
MGS-S Customer 5333	\$ 1,310.25	\$ 1,383.57	5.60%	\$ 3,031.67	\$ 3,104.99	2.42%
MGS-S Customer 5334	\$ 1,488.46	\$ 1,565.78	5.19%	\$ 3,583.52	\$ 3,660.84	2.16%
MGS-S Customer 5335	\$ 1,446.53	\$ 1,522.97	5.28%	\$ 3,531.40	\$ 3,607.83	2.16%
MGS-S Customer 5336	\$ 1,446.13	\$ 1,522.49	5.28%	\$ 3,455.85	\$ 3,532.22	2.21%
MGS-S Customer 5337	\$ 1,157.22	\$ 1,227.09	6.04%	\$ 2,552.68	\$ 2,622.54	2.74%
MGS-S Customer 5338	\$ 1,654.14	\$ 1,735.26	4.90%	\$ 4,142.62	\$ 4,223.74	1.96%
MGS-S Customer 5339	\$ 2,727.11	\$ 2,845.70	4.35%	\$ 7,417.57	\$ 7,536.16	1.60%
MGS-S Customer 5340	\$ 9,031.40	\$ 9,292.22	2.89%	\$ 27,982.65	\$ 28,243.47	0.93%
MGS-S Customer 5341	\$ 722.20	\$ 795.57	10.16%	\$ 922.88	\$ 996.25	7.95%
MGS-S Customer 5342	\$ 3,485.24	\$ 3,620.83	3.89%	\$ 9,371.54	\$ 9,507.13	1.45%
MGS-S Customer 5343	\$ 2,860.67	\$ 2,982.31	4.25%	\$ 7,741.47	\$ 7,863.11	1.57%
MGS-S Customer 5344	\$ 4,411.85	\$ 4,568.58	3.55%	\$ 12,665.13	\$ 12,821.86	1.24%
MGS-S Customer 5345	\$ 2,088.44	\$ 2,192.68	4.99%	\$ 5,266.43	\$ 5,370.67	1.98%
MGS-S Customer 5346	\$ 1,520.95	\$ 1,599.06	5.14%	\$ 3,758.09	\$ 3,836.20	2.08%
MGS-S Customer 5347	\$ 2,900.26	\$ 3,022.83	4.23%	\$ 7,853.07	\$ 7,975.65	1.56%
MGS-S Customer 5348	\$ 1,335.58	\$ 1,409.56	5.54%	\$ 3,248.43	\$ 3,322.41	2.28%
MGS-S Customer 5349	\$ 4,698.69	\$ 4,861.74	3.47%	\$ 13,609.83	\$ 13,772.88	1.20%
MGS-S Customer 5350	\$ 3,132.54	\$ 3,260.99	4.10%	\$ 8,061.07	\$ 8,189.52	1.59%
MGS-S Customer 5351	\$ 5,120.43	\$ 5,294.05	3.39%	\$ 14,295.64	\$ 14,469.27	1.21%
MGS-S Customer 5352	\$ 2,101.58	\$ 2,206.04	4.97%	\$ 5,281.46	\$ 5,385.92	1.98%
MGS-S Customer 5353	\$ 1,903.65	\$ 2,003.66	5.25%	\$ 4,636.98	\$ 4,736.98	2.16%
MGS-S Customer 5354	\$ 1,813.65	\$ 1,898.36	4.67%	\$ 4,753.58	\$ 4,838.30	1.78%
MGS-S Customer 5355	\$ 1,658.45	\$ 1,739.66	4.90%	\$ 4,159.55	\$ 4,240.75	1.95%
MGS-S Customer 5356	\$ 2,003.46	\$ 2,105.79	5.11%	\$ 4,929.17	\$ 5,031.49	2.08%
MGS-S Customer 5357	\$ 1,557.84	\$ 1,650.03	5.92%	\$ 3,599.00	\$ 3,691.19	2.56%

Internal Use

Customer	Distribution 8/23 Prices	Distribution 1/24 Prices	Distribution % Difference	Delivery 8/23 Prices	Delivery 1/24 Prices	Delivery % Difference
MGS-S Customer 5358	\$ 2,089.99	\$ 2,181.04	4.36%	\$ 5,652.60	\$ 5,743.66	1.61%
MGS-S Customer 5359	\$ 1,182.63	\$ 1,266.43	7.09%	\$ 2,401.35	\$ 2,485.15	3.49%
MGS-S Customer 5360	\$ 1,125.83	\$ 1,195.03	6.15%	\$ 2,519.59	\$ 2,588.78	2.75%
MGS-S Customer 5361	\$ 1,939.60	\$ 2,027.12	4.51%	\$ 5,053.31	\$ 5,140.82	1.73%
MGS-S Customer 5362	\$ 2,048.15	\$ 2,151.42	5.04%	\$ 5,212.49	\$ 5,315.76	1.98%
MGS-S Customer 5363	\$ 1,619.58	\$ 1,713.14	5.78%	\$ 3,635.25	\$ 3,728.81	2.57%
MGS-S Customer 5364	\$ 2,188.26	\$ 2,294.70	4.86%	\$ 5,607.14	\$ 5,713.58	1.90%
MGS-S Customer 5365	\$ 11,324.39	\$ 11,636.91	2.76%	\$ 34,458.20	\$ 34,770.73	0.91%
MGS-S Customer 5366	\$ 4,087.16	\$ 4,223.29	3.33%	\$ 12,034.29	\$ 12,170.42	1.13%
MGS-S Customer 5367	\$ 2,134.88	\$ 2,240.11	4.93%	\$ 5,485.36	\$ 5,590.60	1.92%
MGS-S Customer 5368	\$ 1,806.44	\$ 1,904.26	5.42%	\$ 4,375.19	\$ 4,473.01	2.24%
MGS-S Customer 5369	\$ 2,426.74	\$ 2,538.56	4.61%	\$ 6,436.64	\$ 6,548.46	1.74%
MGS-S Customer 5370	\$ 5,742.51	\$ 5,929.12	3.25%	\$ 16,848.57	\$ 17,035.18	1.11%
MGS-S Customer 5371	\$ 1,551.43	\$ 1,643.52	5.94%	\$ 3,674.80	\$ 3,766.89	2.51%
MGS-S Customer 5372	\$ 1,834.07	\$ 1,932.50	5.37%	\$ 4,399.76	\$ 4,498.19	2.24%
MGS-S Customer 5373	\$ 16,091.48	\$ 16,512.96	2.62%	\$ 50,534.42	\$ 50,955.89	0.83%
MGS-S Customer 5374	\$ 4,296.02	\$ 4,450.00	3.58%	\$ 12,094.73	\$ 12,248.72	1.27%
MGS-S Customer 5375	\$ 8,509.62	\$ 8,762.24	2.97%	\$ 24,854.56	\$ 25,107.18	1.02%
MGS-S Customer 5376	\$ 2,020.70	\$ 2,123.37	5.08%	\$ 5,156.04	\$ 5,258.70	1.99%
MGS-S Customer 5377	\$ 1,852.92	\$ 1,938.55	4.62%	\$ 4,798.12	\$ 4,883.75	1.78%
MGS-S Customer 5378	\$ 1,097.58	\$ 1,179.45	7.46%	\$ 2,142.38	\$ 2,224.25	3.82%
MGS-S Customer 5379	\$ 2,898.88	\$ 3,021.39	4.23%	\$ 7,924.85	\$ 8,047.35	1.55%
MGS-S Customer 5380	\$ 1,498.14	\$ 1,588.96	6.06%	\$ 3,382.21	\$ 3,473.03	2.69%
MGS-S Customer 5381	\$ 4,109.73	\$ 4,259.44	3.64%	\$ 11,539.11	\$ 11,688.83	1.30%
MGS-S Customer 5382	\$ 3,992.56	\$ 4,139.72	3.69%	\$ 11,132.81	\$ 11,279.97	1.32%
MGS-S Customer 5383	\$ 2,646.56	\$ 2,763.31	4.41%	\$ 7,014.94	\$ 7,131.69	1.66%
MGS-S Customer 5384	\$ 1,410.73	\$ 1,499.64	6.30%	\$ 3,134.76	\$ 3,223.66	2.84%
MGS-S Customer 5385	\$ 2,620.26	\$ 2,736.45	4.43%	\$ 6,999.17	\$ 7,115.36	1.66%
MGS-S Customer 5386	\$ 2,348.41	\$ 2,458.48	4.69%	\$ 6,222.36	\$ 6,332.42	1.77%
MGS-S Customer 5387	\$ 13,666.34	\$ 14,032.63	2.68%	\$ 41,815.06	\$ 42,181.35	0.88%
MGS-S Customer 5388	\$ 1,546.77	\$ 1,625.44	5.09%	\$ 3,819.43	\$ 3,898.11	2.06%
MGS-S Customer 5389	\$ 1,563.34	\$ 1,655.67	5.91%	\$ 3,564.90	\$ 3,657.23	2.59%
MGS-S Customer 5390	\$ 3,354.46	\$ 3,487.25	3.96%	\$ 9,317.46	\$ 9,450.25	1.43%
MGS-S Customer 5391	\$ 3,317.44	\$ 3,449.24	3.97%	\$ 9,050.01	\$ 9,181.81	1.46%
MGS-S Customer 5392	\$ 6,334.14	\$ 6,534.15	3.16%	\$ 18,444.97	\$ 18,644.99	1.08%
MGS-S Customer 5393	\$ 1,198.60	\$ 1,269.44	5.91%	\$ 2,805.87	\$ 2,876.71	2.52%
MGS-S Customer 5394	\$ 15,637.93	\$ 16,048.09	2.62%	\$ 48,691.10	\$ 49,101.26	0.84%
MGS-S Customer 5395	\$ 1,748.08	\$ 1,831.32	4.76%	\$ 4,425.75	\$ 4,508.99	1.88%
MGS-S Customer 5396	\$ 11,637.89	\$ 11,957.56	2.75%	\$ 34,534.15	\$ 34,853.82	0.93%
MGS-S Customer 5397	\$ 5,682.89	\$ 5,868.25	3.26%	\$ 16,898.37	\$ 17,083.73	1.10%

Internal Use

Customer	Distribution 8/23 Prices	Distribution 1/24 Prices	Distribution % Difference	Delivery 8/23 Prices	Delivery 1/24 Prices	Delivery % Difference
MGS-S Customer 5398	\$ 1,768.61	\$ 1,865.53	5.48%	\$ 4,100.46	\$ 4,197.39	2.36%
MGS-S Customer 5399	\$ 3,627.29	\$ 3,766.22	3.83%	\$ 9,943.72	\$ 10,082.65	1.40%
MGS-S Customer 5400	\$ 1,401.60	\$ 1,477.01	5.38%	\$ 3,358.96	\$ 3,434.37	2.25%
MGS-S Customer 5401	\$ 3,399.82	\$ 3,533.57	3.93%	\$ 9,476.24	\$ 9,610.00	1.41%
MGS-S Customer 5402	\$ 1,521.05	\$ 1,599.16	5.14%	\$ 3,779.36	\$ 3,857.47	2.07%
MGS-S Customer 5403	\$ 2,093.39	\$ 2,197.78	4.99%	\$ 5,377.81	\$ 5,482.20	1.94%
MGS-S Customer 5404	\$ 987.77	\$ 1,067.13	8.03%	\$ 1,779.35	\$ 1,858.71	4.46%
MGS-S Customer 5405	\$ 1,694.68	\$ 1,789.98	5.62%	\$ 4,040.02	\$ 4,135.32	2.36%
MGS-S Customer 5406	\$ 3,541.74	\$ 3,678.65	3.87%	\$ 9,721.90	\$ 9,858.81	1.41%
MGS-S Customer 5407	\$ 1,868.43	\$ 1,967.59	5.31%	\$ 4,338.11	\$ 4,437.27	2.29%
MGS-S Customer 5408	\$ 2,404.34	\$ 2,515.65	4.63%	\$ 6,358.95	\$ 6,470.26	1.75%
MGS-S Customer 5409	\$ 1,813.26	\$ 1,911.26	5.40%	\$ 4,310.93	\$ 4,408.93	2.27%
MGS-S Customer 5410	\$ 1,620.77	\$ 1,701.11	4.96%	\$ 4,016.66	\$ 4,097.00	2.00%
MGS-S Customer 5411	\$ 1,676.91	\$ 1,771.80	5.66%	\$ 3,949.59	\$ 4,044.49	2.40%
MGS-S Customer 5412	\$ 1,258.75	\$ 1,344.23	6.79%	\$ 2,684.49	\$ 2,769.96	3.18%
MGS-S Customer 5413	\$ 2,310.89	\$ 2,420.09	4.73%	\$ 6,048.13	\$ 6,157.33	1.81%
MGS-S Customer 5414	\$ 5,290.17	\$ 5,466.57	3.33%	\$ 15,729.16	\$ 15,905.56	1.12%
MGS-S Customer 5415	\$ 6,560.27	\$ 6,771.13	3.21%	\$ 17,278.18	\$ 17,489.04	1.22%
MGS-S Customer 5416	\$ 1,372.17	\$ 1,460.26	6.42%	\$ 3,089.66	\$ 3,177.74	2.85%
MGS-S Customer 5417	\$ 2,800.80	\$ 2,921.05	4.29%	\$ 7,628.47	\$ 7,748.72	1.58%
MGS-S Customer 5418	\$ 3,086.11	\$ 3,212.78	4.10%	\$ 8,440.67	\$ 8,567.34	1.50%
MGS-S Customer 5419	\$ 1,536.79	\$ 1,628.52	5.97%	\$ 3,525.58	\$ 3,617.31	2.60%
MGS-S Customer 5420	\$ 2,819.49	\$ 2,940.16	4.28%	\$ 7,679.47	\$ 7,800.14	1.57%
MGS-S Customer 5421	\$ 23,480.93	\$ 24,067.93	2.50%	\$ 72,051.09	\$ 72,638.09	0.81%
MGS-S Customer 5422	\$ 8,354.14	\$ 8,599.59	2.94%	\$ 25,592.67	\$ 25,838.11	0.96%
MGS-S Customer 5423	\$ 1,170.30	\$ 1,240.47	6.00%	\$ 2,609.45	\$ 2,679.61	2.69%
MGS-S Customer 5424	\$ 1,256.95	\$ 1,342.35	6.79%	\$ 2,534.28	\$ 2,619.67	3.37%
MGS-S Customer 5425	\$ 1,498.79	\$ 1,576.39	5.18%	\$ 3,722.01	\$ 3,799.61	2.08%
MGS-S Customer 5426	\$ 3,404.74	\$ 3,525.34	3.54%	\$ 9,851.89	\$ 9,972.49	1.22%
MGS-S Customer 5427	\$ 3,701.02	\$ 3,841.58	3.80%	\$ 10,208.72	\$ 10,349.29	1.38%
MGS-S Customer 5428	\$ 2,877.94	\$ 2,999.97	4.24%	\$ 7,737.62	\$ 7,859.65	1.58%
MGS-S Customer 5429	\$ 1,478.82	\$ 1,555.95	5.22%	\$ 3,532.18	\$ 3,609.31	2.18%
MGS-S Customer 5430	\$ 2,047.35	\$ 2,150.62	5.04%	\$ 5,267.00	\$ 5,370.27	1.96%
MGS-S Customer 5431	\$ 2,101.80	\$ 2,192.95	4.34%	\$ 5,453.37	\$ 5,544.53	1.67%
MGS-S Customer 5432	\$ 2,100.76	\$ 2,205.27	4.97%	\$ 5,355.55	\$ 5,460.07	1.95%
MGS-S Customer 5433	\$ 2,013.68	\$ 2,116.18	5.09%	\$ 4,991.90	\$ 5,094.40	2.05%
MGS-S Customer 5434	\$ 5,323.21	\$ 5,500.28	3.33%	\$ 15,716.31	\$ 15,893.38	1.13%
MGS-S Customer 5435	\$ 2,132.17	\$ 2,237.34	4.93%	\$ 5,493.28	\$ 5,598.45	1.91%
MGS-S Customer 5436	\$ 3,410.89	\$ 3,548.35	4.03%	\$ 8,425.71	\$ 8,563.17	1.63%
MGS-S Customer 5437	\$ 1,917.68	\$ 2,018.00	5.23%	\$ 4,641.98	\$ 4,742.30	2.16%

Internal Use

Customer	Distribution 8/23 Prices	Distribution 1/24 Prices	Distribution % Difference	Delivery 8/23 Prices	Delivery 1/24 Prices	Delivery % Difference
MGS-S Customer 5438	\$ 2,027.27	\$ 2,130.03	5.07%	\$ 4,943.12	\$ 5,045.88	2.08%
MGS-S Customer 5439	\$ 1,604.04	\$ 1,684.03	4.99%	\$ 4,054.99	\$ 4,134.98	1.97%
MGS-S Customer 5440	\$ 2,125.51	\$ 2,230.56	4.94%	\$ 5,451.80	\$ 5,556.86	1.93%
MGS-S Customer 5441	\$ 7,147.96	\$ 7,369.94	3.11%	\$ 20,033.41	\$ 20,255.39	1.11%
MGS-S Customer 5442	\$ 3,186.04	\$ 3,301.72	3.63%	\$ 9,159.11	\$ 9,274.79	1.26%
MGS-S Customer 5443	\$ 1,231.49	\$ 1,316.34	6.89%	\$ 2,527.59	\$ 2,612.44	3.36%
MGS-S Customer 5444	\$ 2,616.16	\$ 2,732.27	4.44%	\$ 7,098.89	\$ 7,215.00	1.64%
MGS-S Customer 5445	\$ 1,702.66	\$ 1,784.89	4.83%	\$ 4,354.06	\$ 4,436.28	1.89%
MGS-S Customer 5446	\$ 3,385.79	\$ 3,519.26	3.94%	\$ 9,545.20	\$ 9,678.67	1.40%
MGS-S Customer 5447	\$ 735.53	\$ 795.94	8.21%	\$ 1,311.10	\$ 1,371.52	4.61%
MGS-S Customer 5448	\$ 2,102.10	\$ 2,206.60	4.97%	\$ 5,432.02	\$ 5,536.52	1.92%
MGS-S Customer 5449	\$ 1,845.97	\$ 1,931.43	4.63%	\$ 5,015.32	\$ 5,100.78	1.70%
MGS-S Customer 5450	\$ 1,629.52	\$ 1,710.09	4.94%	\$ 4,149.21	\$ 4,229.78	1.94%
MGS-S Customer 5451	\$ 2,390.22	\$ 2,501.23	4.64%	\$ 6,291.51	\$ 6,402.52	1.76%
MGS-S Customer 5452	\$ 2,846.39	\$ 2,967.64	4.26%	\$ 7,631.32	\$ 7,752.57	1.59%
MGS-S Customer 5453	\$ 2,390.54	\$ 2,488.25	4.09%	\$ 6,460.48	\$ 6,558.19	1.51%
MGS-S Customer 5454	\$ 1,848.99	\$ 1,947.77	5.34%	\$ 4,600.51	\$ 4,699.29	2.15%
MGS-S Customer 5455	\$ 1,575.66	\$ 1,655.01	5.04%	\$ 3,930.65	\$ 4,010.00	2.02%
MGS-S Customer 5456	\$ 2,972.93	\$ 3,097.08	4.18%	\$ 8,190.33	\$ 8,314.48	1.52%
MGS-S Customer 5457	\$ 2,235.64	\$ 2,329.86	4.21%	\$ 6,038.12	\$ 6,132.35	1.56%
MGS-S Customer 5458	\$ 1,640.43	\$ 1,721.24	4.93%	\$ 4,152.63	\$ 4,233.44	1.95%
MGS-S Customer 5459	\$ 1,917.96	\$ 2,018.32	5.23%	\$ 4,617.30	\$ 4,717.65	2.17%
MGS-S Customer 5460	\$ 11,828.37	\$ 12,152.21	2.74%	\$ 36,708.59	\$ 37,032.43	0.88%
MGS-S Customer 5461	\$ 1,483.27	\$ 1,560.46	5.20%	\$ 3,516.71	\$ 3,593.89	2.19%
MGS-S Customer 5462	\$ 7,785.31	\$ 8,017.91	2.99%	\$ 23,550.23	\$ 23,782.82	0.99%
MGS-S Customer 5463	\$ 2,080.86	\$ 2,171.61	4.36%	\$ 5,546.23	\$ 5,636.98	1.64%
MGS-S Customer 5464	\$ 1,511.11	\$ 1,588.98	5.15%	\$ 3,955.26	\$ 4,033.13	1.97%
MGS-S Customer 5465	\$ 1,818.06	\$ 1,916.13	5.39%	\$ 4,384.74	\$ 4,482.82	2.24%
MGS-S Customer 5466	\$ 2,119.96	\$ 2,211.41	4.31%	\$ 5,472.55	\$ 5,563.99	1.67%
MGS-S Customer 5467	\$ 483.84	\$ 538.56	11.31%	\$ 544.90	\$ 599.62	10.04%
MGS-S Customer 5468	\$ 3,426.75	\$ 3,561.04	3.92%	\$ 9,126.81	\$ 9,261.09	1.47%
MGS-S Customer 5469	\$ 1,297.79	\$ 1,384.16	6.66%	\$ 2,792.89	\$ 2,879.25	3.09%
MGS-S Customer 5470	\$ 1,855.19	\$ 1,954.11	5.33%	\$ 4,481.84	\$ 4,580.76	2.21%
MGS-S Customer 5471	\$ 2,398.78	\$ 2,496.70	4.08%	\$ 6,722.40	\$ 6,820.32	1.46%
MGS-S Customer 5472	\$ 2,123.77	\$ 2,215.43	4.32%	\$ 5,644.26	\$ 5,735.92	1.62%
MGS-S Customer 5473	\$ 1,244.91	\$ 1,316.83	5.78%	\$ 2,971.95	\$ 3,043.87	2.42%
MGS-S Customer 5474	\$ 4,062.43	\$ 4,211.15	3.66%	\$ 11,941.24	\$ 12,089.97	1.25%
MGS-S Customer 5475	\$ 1,944.77	\$ 2,032.49	4.51%	\$ 5,158.14	\$ 5,245.86	1.70%
MGS-S Customer 5476	\$ 3,409.15	\$ 3,543.12	3.93%	\$ 9,626.75	\$ 9,760.72	1.39%
MGS-S Customer 5477	\$ 2,168.93	\$ 2,274.92	4.89%	\$ 5,394.83	\$ 5,500.82	1.96%

Internal Use

Customer	Distribution 8/23 Prices	Distribution 1/24 Prices	Distribution % Difference	Delivery 8/23 Prices	Delivery 1/24 Prices	Delivery % Difference
MGS-S Customer 5478	\$ 1,581.31	\$ 1,660.76	5.02%	\$ 3,872.34	\$ 3,951.79	2.05%
MGS-S Customer 5479	\$ 5,704.97	\$ 5,877.46	3.02%	\$ 17,353.49	\$ 17,525.98	0.99%
MGS-S Customer 5480	\$ 2,902.14	\$ 3,024.63	4.22%	\$ 7,561.75	\$ 7,684.24	1.62%
MGS-S Customer 5481	\$ 1,732.95	\$ 1,829.09	5.55%	\$ 4,092.53	\$ 4,188.67	2.35%
MGS-S Customer 5482	\$ 1,034.77	\$ 1,101.96	6.49%	\$ 2,274.77	\$ 2,341.96	2.95%
MGS-S Customer 5483	\$ 1,720.91	\$ 1,816.83	5.57%	\$ 4,068.64	\$ 4,164.56	2.36%
MGS-S Customer 5484	\$ 1,146.72	\$ 1,216.39	6.08%	\$ 2,598.67	\$ 2,668.34	2.68%
MGS-S Customer 5485	\$ 1,267.19	\$ 1,339.57	5.71%	\$ 2,960.77	\$ 3,033.15	2.44%
MGS-S Customer 5486	\$ 2,153.12	\$ 2,245.50	4.29%	\$ 5,794.72	\$ 5,887.11	1.59%
MGS-S Customer 5487	\$ 2,700.41	\$ 2,818.39	4.37%	\$ 7,050.65	\$ 7,168.63	1.67%
MGS-S Customer 5488	\$ 2,249.76	\$ 2,357.60	4.79%	\$ 5,718.01	\$ 5,825.86	1.89%
MGS-S Customer 5489	\$ 1,804.39	\$ 1,902.14	5.42%	\$ 4,322.35	\$ 4,420.10	2.26%
MGS-S Customer 5490	\$ 2,259.69	\$ 2,354.46	4.19%	\$ 6,143.60	\$ 6,238.37	1.54%
MGS-S Customer 5491	\$ 1,981.91	\$ 2,083.67	5.13%	\$ 4,851.73	\$ 4,953.48	2.10%
MGS-S Customer 5492	\$ 5,712.20	\$ 5,902.44	3.33%	\$ 15,700.72	\$ 15,890.95	1.21%
MGS-S Customer 5493	\$ 2,988.85	\$ 3,113.34	4.17%	\$ 8,031.37	\$ 8,155.86	1.55%
MGS-S Customer 5494	\$ 3,934.21	\$ 4,080.01	3.71%	\$ 11,033.41	\$ 11,179.22	1.32%
MGS-S Customer 5495	\$ 2,048.91	\$ 2,152.14	5.04%	\$ 5,000.63	\$ 5,103.86	2.06%
MGS-S Customer 5496	\$ 9,843.52	\$ 10,122.72	2.84%	\$ 30,391.32	\$ 30,670.51	0.92%
MGS-S Customer 5497	\$ 2,100.43	\$ 2,204.87	4.97%	\$ 5,330.23	\$ 5,434.68	1.96%
MGS-S Customer 5498	\$ 3,361.05	\$ 3,493.93	3.95%	\$ 9,623.59	\$ 9,756.48	1.38%
MGS-S Customer 5499	\$ 2,219.33	\$ 2,313.19	4.23%	\$ 6,092.14	\$ 6,186.00	1.54%
MGS-S Customer 5500	\$ 1,943.87	\$ 2,031.53	4.51%	\$ 5,177.74	\$ 5,265.39	1.69%
MGS-S Customer 5501	\$ 1,650.33	\$ 1,744.64	5.71%	\$ 3,909.68	\$ 4,004.00	2.41%
MGS-S Customer 5502	\$ 16,935.53	\$ 17,374.69	2.59%	\$ 52,829.60	\$ 53,268.76	0.83%
MGS-S Customer 5503	\$ 9,663.60	\$ 9,938.74	2.85%	\$ 30,344.54	\$ 30,619.68	0.91%
MGS-S Customer 5504	\$ 8,001.57	\$ 8,243.06	3.02%	\$ 23,007.25	\$ 23,248.74	1.05%
MGS-S Customer 5505	\$ 3,947.94	\$ 4,094.10	3.70%	\$ 11,186.81	\$ 11,332.97	1.31%
MGS-S Customer 5506	\$ 1,379.95	\$ 1,454.87	5.43%	\$ 3,380.80	\$ 3,455.72	2.22%
MGS-S Customer 5507	\$ 2,392.10	\$ 2,503.11	4.64%	\$ 6,217.58	\$ 6,328.59	1.79%
MGS-S Customer 5508	\$ 1,880.64	\$ 1,980.11	5.29%	\$ 4,527.06	\$ 4,626.53	2.20%
MGS-S Customer 5509	\$ 2,275.93	\$ 2,371.02	4.18%	\$ 6,111.17	\$ 6,206.25	1.56%
MGS-S Customer 5510	\$ 2,895.63	\$ 3,017.99	4.23%	\$ 7,923.92	\$ 8,046.27	1.54%
MGS-S Customer 5511	\$ 2,933.05	\$ 3,056.30	4.20%	\$ 7,888.58	\$ 8,011.83	1.56%
MGS-S Customer 5512	\$ 2,311.41	\$ 2,407.35	4.15%	\$ 6,279.10	\$ 6,375.05	1.53%
MGS-S Customer 5513	\$ 5,837.59	\$ 6,026.45	3.24%	\$ 17,217.23	\$ 17,406.09	1.10%
MGS-S Customer 5514	\$ 1,893.81	\$ 1,993.61	5.27%	\$ 4,651.48	\$ 4,751.28	2.15%
MGS-S Customer 5515	\$ 17,342.90	\$ 17,800.88	2.64%	\$ 53,265.02	\$ 53,723.00	0.86%
MGS-S Customer 5516	\$ 5,271.26	\$ 5,447.40	3.34%	\$ 15,433.78	\$ 15,609.92	1.14%
MGS-S Customer 5517	\$ 1,468.83	\$ 1,559.04	6.14%	\$ 3,305.61	\$ 3,395.82	2.73%

Internal Use

Customer	Distribution 8/23 Prices	Distribution 1/24 Prices	Distribution % Difference	Delivery 8/23 Prices	Delivery 1/24 Prices	Delivery % Difference
MGS-S Customer 5518	\$ 2,186.66	\$ 2,279.80	4.26%	\$ 6,016.64	\$ 6,109.77	1.55%
MGS-S Customer 5519	\$ 1,550.70	\$ 1,629.48	5.08%	\$ 3,773.91	\$ 3,852.70	2.09%
MGS-S Customer 5520	\$ 1,717.82	\$ 1,813.65	5.58%	\$ 4,055.16	\$ 4,150.99	2.36%
MGS-S Customer 5521	\$ 873.00	\$ 949.79	8.80%	\$ 1,570.69	\$ 1,647.47	4.89%
MGS-S Customer 5522	\$ 3,378.63	\$ 3,498.67	3.55%	\$ 9,834.14	\$ 9,954.18	1.22%
MGS-S Customer 5523	\$ 6,101.95	\$ 6,296.68	3.19%	\$ 17,794.27	\$ 17,989.01	1.09%
MGS-S Customer 5524	\$ 1,480.76	\$ 1,557.97	5.21%	\$ 3,589.08	\$ 3,666.29	2.15%
MGS-S Customer 5525	\$ 1,486.63	\$ 1,577.24	6.09%	\$ 3,414.52	\$ 3,505.13	2.65%
MGS-S Customer 5526	\$ 1,830.31	\$ 1,928.64	5.37%	\$ 4,377.27	\$ 4,475.60	2.25%
MGS-S Customer 5527	\$ 1,459.55	\$ 1,536.29	5.26%	\$ 3,627.08	\$ 3,703.83	2.12%
MGS-S Customer 5528	\$ 10,074.07	\$ 10,383.71	3.07%	\$ 22,186.62	\$ 22,496.25	1.40%
MGS-S Customer 5529	\$ 18,268.72	\$ 18,738.61	2.57%	\$ 58,190.32	\$ 58,660.21	0.81%
MGS-S Customer 5530	\$ 4,574.68	\$ 4,734.95	3.50%	\$ 13,313.40	\$ 13,473.66	1.20%
MGS-S Customer 5531	\$ 6,821.68	\$ 7,032.62	3.09%	\$ 20,525.06	\$ 20,735.99	1.03%
MGS-S Customer 5532	\$ 2,169.38	\$ 2,275.40	4.89%	\$ 5,578.52	\$ 5,684.54	1.90%
MGS-S Customer 5533	\$ 2,940.01	\$ 3,063.41	4.20%	\$ 7,836.10	\$ 7,959.50	1.57%
MGS-S Customer 5534	\$ 1,958.75	\$ 2,060.04	5.17%	\$ 5,036.30	\$ 5,137.59	2.01%
MGS-S Customer 5535	\$ 1,838.29	\$ 1,923.58	4.64%	\$ 4,821.98	\$ 4,907.27	1.77%
MGS-S Customer 5536	\$ 5,936.08	\$ 6,127.03	3.22%	\$ 17,453.72	\$ 17,644.67	1.09%
MGS-S Customer 5537	\$ 11,397.17	\$ 11,715.46	2.79%	\$ 33,719.56	\$ 34,037.84	0.94%
MGS-S Customer 5538	\$ 2,478.25	\$ 2,591.24	4.56%	\$ 6,474.07	\$ 6,587.06	1.75%
MGS-S Customer 5539	\$ 4,013.95	\$ 4,161.59	3.68%	\$ 11,306.76	\$ 11,454.41	1.31%
MGS-S Customer 5540	\$ 4,891.68	\$ 5,059.09	3.42%	\$ 14,216.82	\$ 14,384.23	1.18%
MGS-S Customer 5541	\$ 2,760.08	\$ 2,879.44	4.32%	\$ 7,409.75	\$ 7,529.11	1.61%
MGS-S Customer 5542	\$ 2,012.71	\$ 2,115.18	5.09%	\$ 5,013.01	\$ 5,115.48	2.04%
MGS-S Customer 5543	\$ 9,111.79	\$ 9,374.63	2.88%	\$ 27,894.50	\$ 28,157.34	0.94%
MGS-S Customer 5544	\$ 4,741.79	\$ 4,905.84	3.46%	\$ 13,672.88	\$ 13,836.93	1.20%
MGS-S Customer 5545	\$ 1,556.25	\$ 1,635.24	5.08%	\$ 3,832.49	\$ 3,911.48	2.06%
MGS-S Customer 5546	\$ 2,886.88	\$ 3,009.08	4.23%	\$ 7,922.85	\$ 8,045.05	1.54%
MGS-S Customer 5547	\$ 2,606.12	\$ 2,708.72	3.94%	\$ 7,214.65	\$ 7,317.25	1.42%
MGS-S Customer 5548	\$ 5,086.89	\$ 5,258.75	3.38%	\$ 14,974.00	\$ 15,145.86	1.15%
MGS-S Customer 5549	\$ 1,638.94	\$ 1,719.73	4.93%	\$ 4,077.89	\$ 4,158.69	1.98%
MGS-S Customer 5550	\$ 4,690.03	\$ 4,852.87	3.47%	\$ 13,534.69	\$ 13,697.52	1.20%
MGS-S Customer 5551	\$ 2,251.19	\$ 2,359.03	4.79%	\$ 5,712.83	\$ 5,820.67	1.89%
MGS-S Customer 5552	\$ 1,556.46	\$ 1,635.40	5.07%	\$ 3,921.45	\$ 4,000.38	2.01%
MGS-S Customer 5553	\$ 4,019.00	\$ 4,166.77	3.68%	\$ 11,762.86	\$ 11,910.62	1.26%
MGS-S Customer 5554	\$ 2,720.12	\$ 2,838.54	4.35%	\$ 7,352.01	\$ 7,470.42	1.61%
MGS-S Customer 5555	\$ 1,767.05	\$ 1,863.98	5.49%	\$ 4,288.83	\$ 4,385.75	2.26%
MGS-S Customer 5556	\$ 2,365.23	\$ 2,462.41	4.11%	\$ 6,453.43	\$ 6,550.60	1.51%
MGS-S Customer 5557	\$ 1,748.82	\$ 1,845.31	5.52%	\$ 4,158.21	\$ 4,254.70	2.32%

Internal Use

Customer	Distribution 8/23 Prices	Distribution 1/24 Prices	Distribution % Difference	Delivery 8/23 Prices	Delivery 1/24 Prices	Delivery % Difference
MGS-S Customer 5558	\$ 2,014.14	\$ 2,103.42	4.43%	\$ 5,357.50	\$ 5,446.78	1.67%
MGS-S Customer 5559	\$ 2,063.02	\$ 2,153.39	4.38%	\$ 5,473.52	\$ 5,563.88	1.65%
MGS-S Customer 5560	\$ 5,331.23	\$ 5,508.56	3.33%	\$ 15,829.72	\$ 16,007.05	1.12%
MGS-S Customer 5561	\$ 16,889.64	\$ 17,335.03	2.64%	\$ 50,328.76	\$ 50,774.16	0.88%
MGS-S Customer 5562	\$ 3,438.12	\$ 3,559.28	3.52%	\$ 9,588.58	\$ 9,709.74	1.26%
MGS-S Customer 5563	\$ 2,153.68	\$ 2,246.06	4.29%	\$ 5,925.64	\$ 6,018.02	1.56%
MGS-S Customer 5564	\$ 1,721.03	\$ 1,803.58	4.80%	\$ 4,274.37	\$ 4,356.92	1.93%
MGS-S Customer 5565	\$ 2,160.58	\$ 2,266.40	4.90%	\$ 5,587.35	\$ 5,693.16	1.89%
MGS-S Customer 5566	\$ 1,754.20	\$ 1,837.57	4.75%	\$ 4,585.93	\$ 4,669.30	1.82%
MGS-S Customer 5567	\$ 4,039.38	\$ 4,174.31	3.34%	\$ 11,648.34	\$ 11,783.27	1.16%
MGS-S Customer 5568	\$ 2,055.05	\$ 2,158.48	5.03%	\$ 5,151.64	\$ 5,255.07	2.01%
MGS-S Customer 5569	\$ 2,875.34	\$ 2,997.35	4.24%	\$ 7,925.16	\$ 8,047.17	1.54%
MGS-S Customer 5570	\$ 2,676.24	\$ 2,793.71	4.39%	\$ 6,992.28	\$ 7,109.74	1.68%
MGS-S Customer 5571	\$ 3,325.87	\$ 3,457.86	3.97%	\$ 9,015.28	\$ 9,147.27	1.46%
MGS-S Customer 5572	\$ 1,626.97	\$ 1,707.42	4.94%	\$ 4,060.63	\$ 4,141.08	1.98%
MGS-S Customer 5573	\$ 3,258.66	\$ 3,389.28	4.01%	\$ 9,217.36	\$ 9,347.98	1.42%
MGS-S Customer 5574	\$ 2,174.68	\$ 2,280.79	4.88%	\$ 5,578.83	\$ 5,684.94	1.90%
MGS-S Customer 5575	\$ 1,660.81	\$ 1,742.13	4.90%	\$ 4,243.31	\$ 4,324.63	1.92%
MGS-S Customer 5576	\$ 1,690.52	\$ 1,772.46	4.85%	\$ 4,324.09	\$ 4,406.03	1.89%
MGS-S Customer 5577	\$ 1,357.26	\$ 1,444.96	6.46%	\$ 2,841.65	\$ 2,929.35	3.09%
MGS-S Customer 5578	\$ 5,432.67	\$ 5,612.26	3.31%	\$ 15,969.34	\$ 16,148.93	1.12%
MGS-S Customer 5579	\$ 1,493.96	\$ 1,571.46	5.19%	\$ 3,740.75	\$ 3,818.25	2.07%
MGS-S Customer 5580	\$ 3,258.24	\$ 3,388.82	4.01%	\$ 8,960.96	\$ 9,091.54	1.46%
MGS-S Customer 5581	\$ 3,572.27	\$ 3,710.98	3.88%	\$ 9,480.02	\$ 9,618.72	1.46%
MGS-S Customer 5582	\$ 1,466.59	\$ 1,543.48	5.24%	\$ 3,654.11	\$ 3,731.00	2.10%
MGS-S Customer 5583	\$ 2,409.14	\$ 2,520.54	4.62%	\$ 6,244.50	\$ 6,355.90	1.78%
MGS-S Customer 5584	\$ 2,013.28	\$ 2,115.77	5.09%	\$ 5,132.15	\$ 5,234.64	2.00%
MGS-S Customer 5585	\$ 1,162.66	\$ 1,245.94	7.16%	\$ 2,325.87	\$ 2,409.15	3.58%
MGS-S Customer 5586	\$ 2,949.58	\$ 3,073.15	4.19%	\$ 7,964.06	\$ 8,087.63	1.55%
MGS-S Customer 5587	\$ 14,379.82	\$ 14,761.50	2.65%	\$ 44,366.90	\$ 44,748.58	0.86%
MGS-S Customer 5588	\$ 629.76	\$ 701.04	11.32%	\$ 775.17	\$ 846.45	9.20%
MGS-S Customer 5589	\$ 1,541.91	\$ 1,620.52	5.10%	\$ 3,940.02	\$ 4,018.63	2.00%
MGS-S Customer 5590	\$ 2,458.84	\$ 2,571.38	4.58%	\$ 6,431.25	\$ 6,543.79	1.75%
MGS-S Customer 5591	\$ 12,704.98	\$ 13,048.67	2.71%	\$ 37,989.12	\$ 38,332.81	0.90%
MGS-S Customer 5592	\$ 2,418.56	\$ 2,530.17	4.61%	\$ 6,274.14	\$ 6,385.75	1.78%
MGS-S Customer 5593	\$ 1,886.13	\$ 1,985.75	5.28%	\$ 4,565.98	\$ 4,665.60	2.18%
MGS-S Customer 5594	\$ 7,073.38	\$ 7,291.44	3.08%	\$ 20,794.39	\$ 21,012.45	1.05%
MGS-S Customer 5595	\$ 2,006.94	\$ 2,109.28	5.10%	\$ 5,092.71	\$ 5,195.05	2.01%
MGS-S Customer 5596	\$ 7,001.93	\$ 7,217.10	3.07%	\$ 21,057.32	\$ 21,272.49	1.02%
MGS-S Customer 5597	\$ 3,022.69	\$ 3,147.96	4.14%	\$ 8,470.10	\$ 8,595.37	1.48%

Internal Use

Customer	Distribution 8/23 Prices	Distribution 1/24 Prices	Distribution % Difference	Delivery 8/23 Prices	Delivery 1/24 Prices	Delivery % Difference
MGS-S Customer 5598	\$ 1,249.61	\$ 1,321.60	5.76%	\$ 2,952.35	\$ 3,024.34	2.44%
MGS-S Customer 5599	\$ 4,613.04	\$ 4,774.18	3.49%	\$ 13,473.53	\$ 13,634.67	1.20%
MGS-S Customer 5600	\$ 5,760.03	\$ 5,947.06	3.25%	\$ 17,158.82	\$ 17,345.85	1.09%
MGS-S Customer 5601	\$ 2,617.15	\$ 2,733.25	4.44%	\$ 6,924.74	\$ 7,040.85	1.68%
MGS-S Customer 5602	\$ 3,150.81	\$ 3,278.91	4.07%	\$ 8,619.87	\$ 8,747.97	1.49%
MGS-S Customer 5603	\$ 2,400.72	\$ 2,498.65	4.08%	\$ 6,430.79	\$ 6,528.72	1.52%
MGS-S Customer 5604	\$ 1,559.67	\$ 1,638.68	5.07%	\$ 3,899.21	\$ 3,978.22	2.03%
MGS-S Customer 5605	\$ 1,684.82	\$ 1,766.64	4.86%	\$ 4,339.18	\$ 4,421.00	1.89%
MGS-S Customer 5606	\$ 3,021.58	\$ 3,146.85	4.15%	\$ 8,164.08	\$ 8,289.35	1.53%
MGS-S Customer 5607	\$ 1,204.80	\$ 1,289.05	6.99%	\$ 2,468.24	\$ 2,552.50	3.41%
MGS-S Customer 5608	\$ 2,455.20	\$ 2,567.65	4.58%	\$ 6,456.23	\$ 6,568.67	1.74%
MGS-S Customer 5609	\$ 1,452.76	\$ 1,529.34	5.27%	\$ 3,557.99	\$ 3,634.57	2.15%
MGS-S Customer 5610	\$ 939.51	\$ 1,004.55	6.92%	\$ 2,134.91	\$ 2,199.94	3.05%
MGS-S Customer 5611	\$ 6,977.28	\$ 7,191.75	3.07%	\$ 20,635.02	\$ 20,849.49	1.04%
MGS-S Customer 5612	\$ 1,774.55	\$ 1,871.67	5.47%	\$ 4,314.76	\$ 4,411.87	2.25%
MGS-S Customer 5613	\$ 1,924.94	\$ 2,025.42	5.22%	\$ 4,691.87	\$ 4,792.34	2.14%
MGS-S Customer 5614	\$ 974.52	\$ 1,053.55	8.11%	\$ 1,658.44	\$ 1,737.47	4.77%
MGS-S Customer 5615	\$ 2,649.58	\$ 2,766.38	4.41%	\$ 6,980.59	\$ 7,097.39	1.67%
MGS-S Customer 5616	\$ 7,297.46	\$ 7,519.06	3.04%	\$ 21,924.19	\$ 22,145.79	1.01%
MGS-S Customer 5617	\$ 1,590.26	\$ 1,669.94	5.01%	\$ 3,974.19	\$ 4,053.87	2.00%
MGS-S Customer 5618	\$ 2,953.82	\$ 3,077.52	4.19%	\$ 8,089.43	\$ 8,213.13	1.53%
MGS-S Customer 5619	\$ 2,982.02	\$ 3,106.40	4.17%	\$ 8,228.24	\$ 8,352.62	1.51%
MGS-S Customer 5620	\$ 2,160.08	\$ 2,265.88	4.90%	\$ 5,410.75	\$ 5,516.55	1.96%
MGS-S Customer 5621	\$ 3,691.72	\$ 3,832.08	3.80%	\$ 10,615.69	\$ 10,756.05	1.32%
MGS-S Customer 5622	\$ 2,094.25	\$ 2,198.57	4.98%	\$ 5,296.11	\$ 5,400.42	1.97%
MGS-S Customer 5623	\$ 1,869.35	\$ 1,955.32	4.60%	\$ 4,960.20	\$ 5,046.17	1.73%
MGS-S Customer 5624	\$ 2,326.01	\$ 2,435.61	4.71%	\$ 6,134.22	\$ 6,243.81	1.79%
MGS-S Customer 5625	\$ 6,677.87	\$ 6,885.52	3.11%	\$ 20,144.43	\$ 20,352.08	1.03%
MGS-S Customer 5626	\$ 1,542.67	\$ 1,621.28	5.10%	\$ 3,845.51	\$ 3,924.11	2.04%
MGS-S Customer 5627	\$ 3,685.77	\$ 3,826.02	3.81%	\$ 10,725.60	\$ 10,865.86	1.31%
MGS-S Customer 5628	\$ 1,369.43	\$ 1,457.43	6.43%	\$ 3,012.92	\$ 3,100.92	2.92%
MGS-S Customer 5629	\$ 9,111.36	\$ 9,373.92	2.88%	\$ 28,332.77	\$ 28,595.33	0.93%
MGS-S Customer 5630	\$ 10,271.98	\$ 10,560.65	2.81%	\$ 31,311.25	\$ 31,599.92	0.92%
MGS-S Customer 5631	\$ 19,741.25	\$ 20,243.76	2.55%	\$ 62,831.45	\$ 63,333.96	0.80%
MGS-S Customer 5632	\$ 4,175.75	\$ 4,313.77	3.31%	\$ 12,372.82	\$ 12,510.84	1.12%
MGS-S Customer 5633	\$ 2,977.93	\$ 3,102.26	4.18%	\$ 8,223.20	\$ 8,347.53	1.51%
MGS-S Customer 5634	\$ 3,029.56	\$ 3,154.98	4.14%	\$ 8,400.30	\$ 8,525.72	1.49%
MGS-S Customer 5635	\$ 2,263.14	\$ 2,371.23	4.78%	\$ 5,745.16	\$ 5,853.25	1.88%
MGS-S Customer 5636	\$ 3,433.27	\$ 3,567.79	3.92%	\$ 9,433.30	\$ 9,567.81	1.43%
MGS-S Customer 5637	\$ 4,208.05	\$ 4,346.83	3.30%	\$ 12,503.51	\$ 12,642.29	1.11%

Internal Use

Customer	Distribution 8/23 Prices	Distribution 1/24 Prices	Distribution % Difference	Delivery 8/23 Prices	Delivery 1/24 Prices	Delivery % Difference
MGS-S Customer 5638	\$ 1,612.78	\$ 1,706.20	5.79%	\$ 3,738.98	\$ 3,832.40	2.50%
MGS-S Customer 5639	\$ 2,878.52	\$ 3,000.53	4.24%	\$ 7,889.77	\$ 8,011.78	1.55%
MGS-S Customer 5640	\$ 3,023.67	\$ 3,148.94	4.14%	\$ 8,301.13	\$ 8,426.39	1.51%
MGS-S Customer 5641	\$ 1,583.80	\$ 1,676.62	5.86%	\$ 3,703.89	\$ 3,796.71	2.51%
MGS-S Customer 5642	\$ 2,732.89	\$ 2,851.61	4.34%	\$ 7,425.53	\$ 7,544.26	1.60%
MGS-S Customer 5643	\$ 2,052.18	\$ 2,142.24	4.39%	\$ 5,273.74	\$ 5,363.80	1.71%
MGS-S Customer 5644	\$ 1,605.96	\$ 1,699.24	5.81%	\$ 3,721.00	\$ 3,814.28	2.51%
MGS-S Customer 5645	\$ 2,088.32	\$ 2,179.27	4.36%	\$ 5,559.56	\$ 5,650.50	1.64%
MGS-S Customer 5646	\$ 1,445.74	\$ 1,522.15	5.29%	\$ 3,539.69	\$ 3,616.10	2.16%
MGS-S Customer 5647	\$ 3,953.71	\$ 4,099.97	3.70%	\$ 11,348.18	\$ 11,494.45	1.29%
MGS-S Customer 5648	\$ 2,485.38	\$ 2,598.52	4.55%	\$ 6,521.57	\$ 6,634.70	1.73%
MGS-S Customer 5649	\$ 1,808.56	\$ 1,893.16	4.68%	\$ 4,798.86	\$ 4,883.46	1.76%
MGS-S Customer 5650	\$ 4,082.13	\$ 4,231.31	3.65%	\$ 11,937.13	\$ 12,086.30	1.25%
MGS-S Customer 5651	\$ 1,441.87	\$ 1,518.17	5.29%	\$ 3,463.49	\$ 3,539.78	2.20%
MGS-S Customer 5652	\$ 4,505.92	\$ 4,664.62	3.52%	\$ 13,089.72	\$ 13,248.41	1.21%
MGS-S Customer 5653	\$ 2,200.17	\$ 2,293.62	4.25%	\$ 6,050.67	\$ 6,144.12	1.54%
MGS-S Customer 5654	\$ 15,471.90	\$ 15,881.99	2.65%	\$ 47,175.46	\$ 47,585.55	0.87%
MGS-S Customer 5655	\$ 1,937.85	\$ 2,025.30	4.51%	\$ 5,007.61	\$ 5,095.06	1.75%
MGS-S Customer 5656	\$ 5,821.61	\$ 6,010.02	3.24%	\$ 17,354.67	\$ 17,543.08	1.09%
MGS-S Customer 5657	\$ 2,184.59	\$ 2,290.97	4.87%	\$ 5,597.27	\$ 5,703.65	1.90%
MGS-S Customer 5658	\$ 1,644.77	\$ 1,725.65	4.92%	\$ 4,146.16	\$ 4,227.04	1.95%
MGS-S Customer 5659	\$ 1,292.12	\$ 1,378.35	6.67%	\$ 2,768.65	\$ 2,854.89	3.11%
MGS-S Customer 5660	\$ 2,416.02	\$ 2,514.34	4.07%	\$ 6,518.43	\$ 6,616.75	1.51%
MGS-S Customer 5661	\$ 3,052.96	\$ 3,178.88	4.12%	\$ 8,244.81	\$ 8,370.74	1.53%
MGS-S Customer 5662	\$ 3,705.01	\$ 3,845.66	3.80%	\$ 10,726.09	\$ 10,866.74	1.31%
MGS-S Customer 5663	\$ 2,250.00	\$ 2,357.84	4.79%	\$ 5,772.23	\$ 5,880.07	1.87%
MGS-S Customer 5664	\$ 2,142.70	\$ 2,234.87	4.30%	\$ 5,758.36	\$ 5,850.52	1.60%
MGS-S Customer 5665	\$ 2,028.02	\$ 2,130.85	5.07%	\$ 5,169.69	\$ 5,272.52	1.99%
MGS-S Customer 5666	\$ 1,890.21	\$ 1,989.91	5.27%	\$ 4,544.32	\$ 4,644.01	2.19%
MGS-S Customer 5667	\$ 2,278.12	\$ 2,373.31	4.18%	\$ 6,254.94	\$ 6,350.13	1.52%
MGS-S Customer 5668	\$ 14,635.80	\$ 15,023.05	2.65%	\$ 46,279.88	\$ 46,667.13	0.84%
MGS-S Customer 5669	\$ 1,154.61	\$ 1,224.47	6.05%	\$ 2,603.27	\$ 2,673.12	2.68%
MGS-S Customer 5670	\$ 1,855.66	\$ 1,954.58	5.33%	\$ 4,544.92	\$ 4,643.84	2.18%
MGS-S Customer 5671	\$ 1,465.30	\$ 1,542.16	5.25%	\$ 3,642.14	\$ 3,719.00	2.11%
MGS-S Customer 5672	\$ 1,965.37	\$ 2,066.79	5.16%	\$ 4,831.14	\$ 4,932.57	2.10%
MGS-S Customer 5673	\$ 1,709.42	\$ 1,805.01	5.59%	\$ 3,951.29	\$ 4,046.88	2.42%
MGS-S Customer 5674	\$ 2,837.85	\$ 2,945.76	3.80%	\$ 8,024.28	\$ 8,132.19	1.34%
MGS-S Customer 5675	\$ 3,178.02	\$ 3,306.83	4.05%	\$ 8,512.80	\$ 8,641.61	1.51%
MGS-S Customer 5676	\$ 3,154.08	\$ 3,282.38	4.07%	\$ 8,706.88	\$ 8,835.18	1.47%
MGS-S Customer 5677	\$ 2,085.42	\$ 2,189.54	4.99%	\$ 5,195.48	\$ 5,299.60	2.00%

Internal Use

Customer	Distribution 8/23 Prices	Distribution 1/24 Prices	Distribution % Difference	Delivery 8/23 Prices	Delivery 1/24 Prices	Delivery % Difference
MGS-S Customer 5678	\$ 1,552.98	\$ 1,645.08	5.93%	\$ 3,571.93	\$ 3,664.03	2.58%
MGS-S Customer 5679	\$ 3,379.44	\$ 3,512.74	3.94%	\$ 9,531.89	\$ 9,665.19	1.40%
MGS-S Customer 5680	\$ 3,261.37	\$ 3,392.20	4.01%	\$ 8,890.99	\$ 9,021.82	1.47%
MGS-S Customer 5681	\$ 6,681.13	\$ 6,889.15	3.11%	\$ 20,048.93	\$ 20,256.94	1.04%
MGS-S Customer 5682	\$ 494.58	\$ 549.54	11.11%	\$ 514.65	\$ 569.61	10.68%
MGS-S Customer 5683	\$ 1,831.16	\$ 1,929.54	5.37%	\$ 4,368.17	\$ 4,466.55	2.25%
MGS-S Customer 5684	\$ 5,022.70	\$ 5,193.10	3.39%	\$ 14,637.63	\$ 14,808.03	1.16%
MGS-S Customer 5685	\$ 1,761.88	\$ 1,858.69	5.49%	\$ 4,277.69	\$ 4,374.50	2.26%
MGS-S Customer 5686	\$ 2,542.25	\$ 2,656.65	4.50%	\$ 6,675.61	\$ 6,790.01	1.71%
MGS-S Customer 5687	\$ 2,781.78	\$ 2,901.59	4.31%	\$ 7,449.62	\$ 7,569.43	1.61%
MGS-S Customer 5688	\$ 3,975.49	\$ 4,122.23	3.69%	\$ 11,110.45	\$ 11,257.18	1.32%
MGS-S Customer 5689	\$ 1,749.00	\$ 1,845.55	5.52%	\$ 4,228.71	\$ 4,325.25	2.28%
MGS-S Customer 5690	\$ 2,975.45	\$ 3,099.63	4.17%	\$ 8,086.53	\$ 8,210.71	1.54%
MGS-S Customer 5691	\$ 1,880.21	\$ 1,979.66	5.29%	\$ 4,529.47	\$ 4,628.93	2.20%
MGS-S Customer 5692	\$ 2,185.92	\$ 2,292.30	4.87%	\$ 5,619.15	\$ 5,725.53	1.89%
MGS-S Customer 5693	\$ 1,529.84	\$ 1,621.42	5.99%	\$ 3,514.04	\$ 3,605.62	2.61%
MGS-S Customer 5694	\$ 7,032.30	\$ 7,248.16	3.07%	\$ 21,533.72	\$ 21,749.57	1.00%
MGS-S Customer 5695	\$ 1,695.87	\$ 1,777.92	4.84%	\$ 4,271.58	\$ 4,353.64	1.92%
MGS-S Customer 5696	\$ 1,923.27	\$ 2,010.47	4.53%	\$ 5,041.04	\$ 5,128.24	1.73%
MGS-S Customer 5697	\$ 4,089.28	\$ 4,238.70	3.65%	\$ 11,830.21	\$ 11,979.62	1.26%
MGS-S Customer 5698	\$ 1,651.57	\$ 1,732.65	4.91%	\$ 4,177.22	\$ 4,258.30	1.94%
MGS-S Customer 5699	\$ 1,575.68	\$ 1,668.31	5.88%	\$ 3,531.08	\$ 3,623.70	2.62%
MGS-S Customer 5700	\$ 1,738.53	\$ 1,821.57	4.78%	\$ 4,542.99	\$ 4,626.02	1.83%
MGS-S Customer 5701	\$ 1,186.58	\$ 1,270.44	7.07%	\$ 3,030.03	\$ 3,113.89	2.77%
MGS-S Customer 5702	\$ 1,872.95	\$ 1,972.30	5.30%	\$ 4,600.42	\$ 4,699.77	2.16%
MGS-S Customer 5703	\$ 1,286.81	\$ 1,359.62	5.66%	\$ 3,041.65	\$ 3,114.46	2.39%
MGS-S Customer 5704	\$ 1,797.71	\$ 1,895.32	5.43%	\$ 4,288.54	\$ 4,386.15	2.28%
MGS-S Customer 5705	\$ 1,788.11	\$ 1,872.27	4.71%	\$ 4,666.96	\$ 4,751.12	1.80%
MGS-S Customer 5706	\$ 22,284.76	\$ 22,857.12	2.57%	\$ 64,034.48	\$ 64,606.84	0.89%
MGS-S Customer 5707	\$ 7,857.79	\$ 8,092.41	2.99%	\$ 23,846.28	\$ 24,080.89	0.98%
MGS-S Customer 5708	\$ 2,188.90	\$ 2,282.09	4.26%	\$ 5,910.23	\$ 6,003.43	1.58%
MGS-S Customer 5709	\$ 724.34	\$ 797.76	10.14%	\$ 933.24	\$ 1,006.66	7.87%
MGS-S Customer 5710	\$ 1,924.18	\$ 2,011.42	4.53%	\$ 5,074.00	\$ 5,161.24	1.72%
MGS-S Customer 5711	\$ 1,218.07	\$ 1,302.59	6.94%	\$ 2,472.90	\$ 2,557.41	3.42%
MGS-S Customer 5712	\$ 1,440.99	\$ 1,517.32	5.30%	\$ 3,615.59	\$ 3,691.92	2.11%
MGS-S Customer 5713	\$ 6,792.33	\$ 7,006.67	3.16%	\$ 18,661.70	\$ 18,876.04	1.15%
MGS-S Customer 5714	\$ 2,500.05	\$ 2,613.54	4.54%	\$ 6,484.86	\$ 6,598.35	1.75%
MGS-S Customer 5715	\$ 2,207.89	\$ 2,314.74	4.84%	\$ 5,577.14	\$ 5,683.99	1.92%
MGS-S Customer 5716	\$ 1,824.15	\$ 1,922.41	5.39%	\$ 4,539.04	\$ 4,637.30	2.16%
MGS-S Customer 5717	\$ 2,041.72	\$ 2,131.60	4.40%	\$ 5,702.05	\$ 5,791.93	1.58%

Internal Use

Customer	Distribution 8/23 Prices	Distribution 1/24 Prices	Distribution % Difference	Delivery 8/23 Prices	Delivery 1/24 Prices	Delivery % Difference
MGS-S Customer 5718	\$ 2,843.22	\$ 2,964.46	4.26%	\$ 7,651.54	\$ 7,772.79	1.58%
MGS-S Customer 5719	\$ 629.76	\$ 701.04	11.32%	\$ 629.76	\$ 701.04	11.32%
MGS-S Customer 5720	\$ 1,918.30	\$ 2,005.38	4.54%	\$ 4,969.42	\$ 5,056.50	1.75%
MGS-S Customer 5721	\$ 1,642.43	\$ 1,736.56	5.73%	\$ 3,848.03	\$ 3,942.15	2.45%
MGS-S Customer 5722	\$ 483.84	\$ 538.56	11.31%	\$ 483.84	\$ 538.56	11.31%
MGS-S Customer 5723	\$ 12,583.31	\$ 12,925.76	2.72%	\$ 38,730.15	\$ 39,072.60	0.88%
MGS-S Customer 5724	\$ 4,012.19	\$ 4,159.65	3.68%	\$ 10,822.91	\$ 10,970.37	1.36%
MGS-S Customer 5725	\$ 4,006.02	\$ 4,153.49	3.68%	\$ 11,439.74	\$ 11,587.21	1.29%
MGS-S Customer 5726	\$ 2,646.86	\$ 2,750.28	3.91%	\$ 7,189.95	\$ 7,293.37	1.44%
MGS-S Customer 5727	\$ 1,793.70	\$ 1,877.87	4.69%	\$ 4,473.22	\$ 4,557.38	1.88%
MGS-S Customer 5728	\$ 1,723.90	\$ 1,819.87	5.57%	\$ 4,104.28	\$ 4,200.24	2.34%
MGS-S Customer 5729	\$ 4,285.92	\$ 4,439.84	3.59%	\$ 12,224.82	\$ 12,378.74	1.26%
MGS-S Customer 5730	\$ 1,596.17	\$ 1,689.26	5.83%	\$ 3,754.36	\$ 3,847.45	2.48%
MGS-S Customer 5731	\$ 1,673.90	\$ 1,768.71	5.66%	\$ 3,897.72	\$ 3,992.53	2.43%
MGS-S Customer 5732	\$ 1,386.92	\$ 1,475.28	6.37%	\$ 3,031.80	\$ 3,120.16	2.91%
MGS-S Customer 5733	\$ 2,350.53	\$ 2,460.59	4.68%	\$ 6,100.93	\$ 6,210.99	1.80%
MGS-S Customer 5734	\$ 2,102.50	\$ 2,206.98	4.97%	\$ 5,202.54	\$ 5,307.02	2.01%
MGS-S Customer 5735	\$ 6,879.82	\$ 7,092.13	3.09%	\$ 20,852.05	\$ 21,064.35	1.02%
MGS-S Customer 5736	\$ 1,883.16	\$ 1,969.41	4.58%	\$ 4,841.36	\$ 4,927.62	1.78%
MGS-S Customer 5737	\$ 8,348.66	\$ 8,595.26	2.95%	\$ 25,061.30	\$ 25,307.90	0.98%
MGS-S Customer 5738	\$ 2,352.21	\$ 2,462.32	4.68%	\$ 6,106.86	\$ 6,216.97	1.80%
MGS-S Customer 5739	\$ 2,221.82	\$ 2,329.02	4.82%	\$ 5,773.80	\$ 5,881.00	1.86%
MGS-S Customer 5740	\$ 3,505.38	\$ 3,641.56	3.88%	\$ 9,503.85	\$ 9,640.04	1.43%
MGS-S Customer 5741	\$ 4,655.21	\$ 4,818.10	3.50%	\$ 13,395.83	\$ 13,558.72	1.22%
MGS-S Customer 5742	\$ 2,455.62	\$ 2,568.13	4.58%	\$ 6,474.19	\$ 6,586.70	1.74%
MGS-S Customer 5743	\$ 2,162.32	\$ 2,255.03	4.29%	\$ 5,839.20	\$ 5,931.90	1.59%
MGS-S Customer 5744	\$ 1,894.25	\$ 1,994.06	5.27%	\$ 4,670.25	\$ 4,770.06	2.14%
MGS-S Customer 5745	\$ 1,859.10	\$ 1,958.11	5.33%	\$ 4,505.62	\$ 4,604.63	2.20%
MGS-S Customer 5746	\$ 4,605.05	\$ 4,766.00	3.50%	\$ 13,515.54	\$ 13,676.49	1.19%
MGS-S Customer 5747	\$ 1,562.19	\$ 1,654.51	5.91%	\$ 3,572.98	\$ 3,665.30	2.58%
MGS-S Customer 5748	\$ 1,330.45	\$ 1,417.52	6.54%	\$ 2,790.12	\$ 2,877.18	3.12%
MGS-S Customer 5749	\$ 2,210.99	\$ 2,317.93	4.84%	\$ 5,606.02	\$ 5,712.97	1.91%
MGS-S Customer 5750	\$ 1,543.25	\$ 1,635.20	5.96%	\$ 3,592.21	\$ 3,684.16	2.56%
MGS-S Customer 5751	\$ 1,730.19	\$ 1,826.29	5.55%	\$ 4,198.39	\$ 4,294.49	2.29%
MGS-S Customer 5752	\$ 3,452.08	\$ 3,573.74	3.52%	\$ 10,101.66	\$ 10,223.33	1.20%
MGS-S Customer 5753	\$ 1,598.70	\$ 1,678.58	5.00%	\$ 4,072.86	\$ 4,152.74	1.96%
MGS-S Customer 5754	\$ 1,334.57	\$ 1,421.75	6.53%	\$ 2,884.34	\$ 2,971.53	3.02%
MGS-S Customer 5755	\$ 1,527.30	\$ 1,605.54	5.12%	\$ 3,786.79	\$ 3,865.03	2.07%
MGS-S Customer 5756	\$ 10,864.91	\$ 11,167.16	2.78%	\$ 35,092.71	\$ 35,394.95	0.86%
MGS-S Customer 5757	\$ 3,261.34	\$ 3,391.93	4.00%	\$ 8,959.11	\$ 9,089.71	1.46%

Customer	Distribution 8/23 Prices	Distribution 1/24 Prices	Distribution % Difference	Delivery 8/23 Prices	Delivery 1/24 Prices	Delivery % Difference
MGS-S Customer 5758	\$ 4,995.61	\$ 5,165.44	3.40%	\$ 14,299.95	\$ 14,469.79	1.19%
MGS-S Customer 5759	\$ 6,179.72	\$ 6,376.20	3.18%	\$ 18,674.70	\$ 18,871.17	1.05%
MGS-S Customer 5760	\$ 1,953.79	\$ 2,041.69	4.50%	\$ 5,218.57	\$ 5,306.46	1.68%
MGS-S Customer 5761	\$ 1,665.18	\$ 1,746.56	4.89%	\$ 4,214.80	\$ 4,296.17	1.93%
MGS-S Customer 5762	\$ 2,709.55	\$ 2,814.49	3.87%	\$ 7,480.03	\$ 7,584.97	1.40%
MGS-S Customer 5763	\$ 1,625.96	\$ 1,719.71	5.77%	\$ 3,781.71	\$ 3,875.46	2.48%
MGS-S Customer 5764	\$ 2,403.59	\$ 2,514.88	4.63%	\$ 6,285.25	\$ 6,396.55	1.77%
MGS-S Customer 5765	\$ 1,842.90	\$ 1,941.56	5.35%	\$ 4,457.09	\$ 4,555.75	2.21%
MGS-S Customer 5766	\$ 1,785.91	\$ 1,883.29	5.45%	\$ 4,385.33	\$ 4,482.71	2.22%
MGS-S Customer 5767	\$ 2,257.50	\$ 2,352.27	4.20%	\$ 6,276.79	\$ 6,371.56	1.51%
MGS-S Customer 5768	\$ 1,501.35	\$ 1,592.30	6.06%	\$ 3,512.10	\$ 3,603.05	2.59%
MGS-S Customer 5769	\$ 1,415.51	\$ 1,504.52	6.29%	\$ 3,182.16	\$ 3,271.17	2.80%
MGS-S Customer 5770	\$ 1,599.82	\$ 1,679.71	4.99%	\$ 4,028.37	\$ 4,108.26	1.98%
MGS-S Customer 5771	\$ 1,720.61	\$ 1,803.21	4.80%	\$ 4,424.16	\$ 4,506.76	1.87%
MGS-S Customer 5772	\$ 6,174.87	\$ 6,371.25	3.18%	\$ 18,784.31	\$ 18,980.68	1.05%
MGS-S Customer 5773	\$ 1,785.91	\$ 1,883.27	5.45%	\$ 4,231.87	\$ 4,329.22	2.30%
MGS-S Customer 5774	\$ 1,742.36	\$ 1,838.78	5.53%	\$ 4,175.13	\$ 4,271.55	2.31%
MGS-S Customer 5775	\$ 1,284.60	\$ 1,357.33	5.66%	\$ 2,943.03	\$ 3,015.75	2.47%
MGS-S Customer 5776	\$ 1,316.02	\$ 1,389.51	5.58%	\$ 3,247.74	\$ 3,321.23	2.26%
MGS-S Customer 5777	\$ 5,444.14	\$ 5,623.99	3.30%	\$ 16,181.03	\$ 16,360.88	1.11%
MGS-S Customer 5778	\$ 1,137.79	\$ 1,207.23	6.10%	\$ 2,507.81	\$ 2,577.25	2.77%
MGS-S Customer 5779	\$ 1,811.82	\$ 1,909.77	5.41%	\$ 4,400.54	\$ 4,498.48	2.23%
MGS-S Customer 5780	\$ 2,092.13	\$ 2,196.40	4.98%	\$ 5,320.38	\$ 5,424.65	1.96%
MGS-S Customer 5781	\$ 879.36	\$ 943.00	7.24%	\$ 1,752.51	\$ 1,816.15	3.63%
MGS-S Customer 5782	\$ 2,867.50	\$ 2,991.10	4.31%	\$ 7,028.19	\$ 7,151.80	1.76%
MGS-S Customer 5783	\$ 13,937.94	\$ 14,309.55	2.67%	\$ 44,069.58	\$ 44,441.19	0.84%
MGS-S Customer 5784	\$ 1,760.72	\$ 1,844.17	4.74%	\$ 4,424.80	\$ 4,508.25	1.89%
MGS-S Customer 5785	\$ 3,303.38	\$ 3,434.94	3.98%	\$ 9,251.82	\$ 9,383.38	1.42%
MGS-S Customer 5786	\$ 1,694.66	\$ 1,789.98	5.62%	\$ 4,083.20	\$ 4,178.52	2.33%
MGS-S Customer 5787	\$ 1,601.71	\$ 1,681.55	4.98%	\$ 3,875.21	\$ 3,955.05	2.06%
MGS-S Customer 5788	\$ 3,725.32	\$ 3,866.46	3.79%	\$ 10,537.63	\$ 10,678.77	1.34%
MGS-S Customer 5789	\$ 1,914.07	\$ 2,014.31	5.24%	\$ 4,692.36	\$ 4,792.61	2.14%
MGS-S Customer 5790	\$ 1,498.29	\$ 1,575.90	5.18%	\$ 3,811.56	\$ 3,889.17	2.04%
MGS-S Customer 5791	\$ 2,309.49	\$ 2,418.66	4.73%	\$ 6,000.38	\$ 6,109.55	1.82%
MGS-S Customer 5792	\$ 4,537.72	\$ 4,697.15	3.51%	\$ 13,406.76	\$ 13,566.20	1.19%
MGS-S Customer 5793	\$ 4,462.33	\$ 4,620.03	3.53%	\$ 12,968.98	\$ 13,126.68	1.22%
MGS-S Customer 5794	\$ 2,029.80	\$ 2,132.66	5.07%	\$ 5,075.40	\$ 5,178.26	2.03%
MGS-S Customer 5795	\$ 1,709.18	\$ 1,804.81	5.60%	\$ 4,023.82	\$ 4,119.45	2.38%
MGS-S Customer 5796	\$ 4,226.68	\$ 4,379.13	3.61%	\$ 12,121.34	\$ 12,273.78	1.26%
MGS-S Customer 5797	\$ 4,465.90	\$ 4,623.64	3.53%	\$ 12,895.52	\$ 13,053.26	1.22%

Internal Use

Customer	Distribution 8/23 Prices	Distribution 1/24 Prices	Distribution % Difference	Delivery 8/23 Prices	Delivery 1/24 Prices	Delivery % Difference
MGS-S Customer 5798	\$ 2,311.89	\$ 2,421.13	4.73%	\$ 6,002.55	\$ 6,111.79	1.82%
MGS-S Customer 5799	\$ 1,477.85	\$ 1,554.98	5.22%	\$ 3,611.02	\$ 3,688.15	2.14%
MGS-S Customer 5800	\$ 1,832.30	\$ 1,930.71	5.37%	\$ 4,592.01	\$ 4,690.42	2.14%
MGS-S Customer 5801	\$ 5,151.37	\$ 5,324.65	3.36%	\$ 14,893.15	\$ 15,066.43	1.16%
MGS-S Customer 5802	\$ 1,198.86	\$ 1,269.66	5.91%	\$ 2,653.75	\$ 2,724.54	2.67%
MGS-S Customer 5803	\$ 1,461.61	\$ 1,538.39	5.25%	\$ 3,604.96	\$ 3,681.75	2.13%
MGS-S Customer 5804	\$ 1,729.22	\$ 1,825.31	5.56%	\$ 4,068.76	\$ 4,164.86	2.36%
MGS-S Customer 5805	\$ 2,993.66	\$ 3,118.27	4.16%	\$ 8,159.32	\$ 8,283.93	1.53%
MGS-S Customer 5806	\$ 2,246.84	\$ 2,354.61	4.80%	\$ 5,840.84	\$ 5,948.60	1.84%
MGS-S Customer 5807	\$ 2,503.94	\$ 2,617.50	4.54%	\$ 6,394.01	\$ 6,507.57	1.78%
MGS-S Customer 5808	\$ 2,453.86	\$ 2,566.28	4.58%	\$ 6,407.60	\$ 6,520.02	1.75%
MGS-S Customer 5809	\$ 1,911.63	\$ 1,998.54	4.55%	\$ 5,118.92	\$ 5,205.83	1.70%
MGS-S Customer 5810	\$ 1,459.36	\$ 1,535.99	5.25%	\$ 3,444.47	\$ 3,521.10	2.22%
MGS-S Customer 5811	\$ 1,670.25	\$ 1,765.02	5.67%	\$ 4,012.73	\$ 4,107.50	2.36%
MGS-S Customer 5812	\$ 2,596.79	\$ 2,712.46	4.45%	\$ 6,958.36	\$ 7,074.03	1.66%
MGS-S Customer 5813	\$ 3,367.50	\$ 3,500.57	3.95%	\$ 9,323.00	\$ 9,456.06	1.43%
MGS-S Customer 5814	\$ 3,496.40	\$ 3,632.39	3.89%	\$ 9,943.48	\$ 10,079.46	1.37%
MGS-S Customer 5815	\$ 3,069.18	\$ 3,195.50	4.12%	\$ 8,372.11	\$ 8,498.42	1.51%
MGS-S Customer 5816	\$ 1,969.86	\$ 2,071.41	5.16%	\$ 4,968.28	\$ 5,069.84	2.04%
MGS-S Customer 5817	\$ 5,239.89	\$ 5,415.18	3.35%	\$ 15,590.92	\$ 15,766.21	1.12%
MGS-S Customer 5818	\$ 1,249.86	\$ 1,321.89	5.76%	\$ 2,943.47	\$ 3,015.50	2.45%
MGS-S Customer 5819	\$ 7,299.14	\$ 7,521.51	3.05%	\$ 22,053.31	\$ 22,275.68	1.01%
MGS-S Customer 5820	\$ 1,357.43	\$ 1,445.14	6.46%	\$ 2,965.65	\$ 3,053.36	2.96%
MGS-S Customer 5821	\$ 2,219.40	\$ 2,326.55	4.83%	\$ 5,847.56	\$ 5,954.70	1.83%
MGS-S Customer 5822	\$ 2,536.77	\$ 2,637.83	3.98%	\$ 7,030.48	\$ 7,131.53	1.44%
MGS-S Customer 5823	\$ 2,178.55	\$ 2,284.78	4.88%	\$ 5,496.49	\$ 5,602.72	1.93%
MGS-S Customer 5824	\$ 1,896.50	\$ 1,996.32	5.26%	\$ 4,532.77	\$ 4,632.60	2.20%
MGS-S Customer 5825	\$ 1,445.06	\$ 1,521.48	5.29%	\$ 3,564.29	\$ 3,640.71	2.14%
MGS-S Customer 5826	\$ 7,119.82	\$ 7,337.52	3.06%	\$ 21,708.99	\$ 21,926.69	1.00%
MGS-S Customer 5827	\$ 2,636.74	\$ 2,753.29	4.42%	\$ 7,106.23	\$ 7,222.78	1.64%
MGS-S Customer 5828	\$ 1,864.24	\$ 1,950.11	4.61%	\$ 4,793.56	\$ 4,879.43	1.79%
MGS-S Customer 5829	\$ 3,444.19	\$ 3,580.84	3.97%	\$ 9,160.66	\$ 9,297.31	1.49%
MGS-S Customer 5830	\$ 2,457.98	\$ 2,570.53	4.58%	\$ 6,495.60	\$ 6,608.15	1.73%
MGS-S Customer 5831	\$ 6,851.55	\$ 7,063.10	3.09%	\$ 20,563.25	\$ 20,774.80	1.03%
MGS-S Customer 5832	\$ 2,993.86	\$ 3,119.36	4.19%	\$ 7,935.90	\$ 8,061.40	1.58%
MGS-S Customer 5833	\$ 3,415.56	\$ 3,549.71	3.93%	\$ 9,714.39	\$ 9,848.54	1.38%
MGS-S Customer 5834	\$ 859.96	\$ 923.19	7.35%	\$ 1,750.07	\$ 1,813.31	3.61%
MGS-S Customer 5835	\$ 3,381.91	\$ 3,515.31	3.94%	\$ 9,281.52	\$ 9,414.91	1.44%
MGS-S Customer 5836	\$ 1,453.03	\$ 1,529.53	5.26%	\$ 3,416.88	\$ 3,493.38	2.24%
MGS-S Customer 5837	\$ 4,801.76	\$ 4,967.16	3.44%	\$ 14,087.48	\$ 14,252.88	1.17%

Internal Use

Customer	Distribution 8/23 Prices	Distribution 1/24 Prices	Distribution % Difference	Delivery 8/23 Prices	Delivery 1/24 Prices	Delivery % Difference
MGS-S Customer 5838	\$ 2,020.68	\$ 2,110.03	4.42%	\$ 5,321.77	\$ 5,411.12	1.68%
MGS-S Customer 5839	\$ 2,073.13	\$ 2,163.58	4.36%	\$ 5,321.97	\$ 5,412.42	1.70%
MGS-S Customer 5840	\$ 1,921.01	\$ 2,021.43	5.23%	\$ 4,757.05	\$ 4,857.47	2.11%
MGS-S Customer 5841	\$ 2,014.23	\$ 2,116.76	5.09%	\$ 5,082.14	\$ 5,184.67	2.02%
MGS-S Customer 5842	\$ 1,909.59	\$ 2,009.74	5.24%	\$ 4,674.64	\$ 4,774.79	2.14%
MGS-S Customer 5843	\$ 1,719.80	\$ 1,802.41	4.80%	\$ 4,438.08	\$ 4,520.69	1.86%
MGS-S Customer 5844	\$ 5,212.54	\$ 5,388.05	3.37%	\$ 15,112.25	\$ 15,287.76	1.16%
MGS-S Customer 5845	\$ 1,346.05	\$ 1,420.23	5.51%	\$ 3,232.74	\$ 3,306.91	2.29%
MGS-S Customer 5846	\$ 1,912.49	\$ 1,999.48	4.55%	\$ 5,011.22	\$ 5,098.21	1.74%
MGS-S Customer 5847	\$ 2,785.45	\$ 2,905.34	4.30%	\$ 7,533.84	\$ 7,653.74	1.59%
MGS-S Customer 5848	\$ 2,334.55	\$ 2,444.32	4.70%	\$ 6,116.02	\$ 6,225.79	1.79%
MGS-S Customer 5849	\$ 1,311.39	\$ 1,398.09	6.61%	\$ 2,883.27	\$ 2,969.97	3.01%
MGS-S Customer 5850	\$ 1,851.62	\$ 1,950.43	5.34%	\$ 4,414.49	\$ 4,513.31	2.24%
MGS-S Customer 5851	\$ 3,336.31	\$ 3,468.66	3.97%	\$ 9,515.84	\$ 9,648.18	1.39%
MGS-S Customer 5852	\$ 1,388.20	\$ 1,476.59	6.37%	\$ 3,070.21	\$ 3,158.60	2.88%
MGS-S Customer 5853	\$ 2,880.52	\$ 3,002.59	4.24%	\$ 7,848.10	\$ 7,970.17	1.56%
MGS-S Customer 5854	\$ 1,824.65	\$ 1,909.60	4.66%	\$ 4,720.30	\$ 4,805.25	1.80%
MGS-S Customer 5855	\$ 1,910.44	\$ 2,010.61	5.24%	\$ 4,715.06	\$ 4,815.23	2.12%
MGS-S Customer 5856	\$ 2,702.45	\$ 2,821.26	4.40%	\$ 6,979.37	\$ 7,098.17	1.70%
MGS-S Customer 5857	\$ 13,356.14	\$ 13,714.58	2.68%	\$ 43,198.15	\$ 43,556.59	0.83%
MGS-S Customer 5858	\$ 1,748.57	\$ 1,845.09	5.52%	\$ 4,142.61	\$ 4,239.13	2.33%
MGS-S Customer 5859	\$ 3,723.83	\$ 3,864.89	3.79%	\$ 10,523.85	\$ 10,664.92	1.34%
MGS-S Customer 5860	\$ 1,048.07	\$ 1,128.77	7.70%	\$ 1,961.03	\$ 2,041.73	4.12%
MGS-S Customer 5861	\$ 4,236.87	\$ 4,389.55	3.60%	\$ 12,216.24	\$ 12,368.92	1.25%
MGS-S Customer 5862	\$ 1,907.11	\$ 2,007.18	5.25%	\$ 4,640.77	\$ 4,740.84	2.16%
MGS-S Customer 5863	\$ 4,904.29	\$ 5,071.99	3.42%	\$ 14,292.73	\$ 14,460.44	1.17%
MGS-S Customer 5864	\$ 7,027.86	\$ 7,243.44	3.07%	\$ 20,927.56	\$ 21,143.13	1.03%
MGS-S Customer 5865	\$ 3,773.15	\$ 3,915.38	3.77%	\$ 10,729.78	\$ 10,872.00	1.33%
MGS-S Customer 5866	\$ 18,570.72	\$ 19,048.44	2.57%	\$ 57,962.01	\$ 58,439.73	0.82%
MGS-S Customer 5867	\$ 1,985.46	\$ 2,074.06	4.46%	\$ 5,420.58	\$ 5,509.18	1.63%
MGS-S Customer 5868	\$ 4,672.59	\$ 4,835.09	3.48%	\$ 13,780.64	\$ 13,943.13	1.18%
MGS-S Customer 5869	\$ 3,824.30	\$ 3,968.84	3.78%	\$ 10,092.41	\$ 10,236.95	1.43%
MGS-S Customer 5870	\$ 2,375.35	\$ 2,472.73	4.10%	\$ 6,372.44	\$ 6,469.82	1.53%
MGS-S Customer 5871	\$ 1,382.21	\$ 1,457.19	5.42%	\$ 3,356.79	\$ 3,431.78	2.23%
MGS-S Customer 5872	\$ 6,870.31	\$ 7,082.39	3.09%	\$ 21,049.06	\$ 21,261.14	1.01%
MGS-S Customer 5873	\$ 1,267.67	\$ 1,340.05	5.71%	\$ 2,937.43	\$ 3,009.81	2.46%
MGS-S Customer 5874	\$ 2,989.16	\$ 3,113.65	4.16%	\$ 8,240.24	\$ 8,364.74	1.51%
MGS-S Customer 5875	\$ 2,339.32	\$ 2,449.22	4.70%	\$ 5,971.01	\$ 6,080.91	1.84%
MGS-S Customer 5876	\$ 2,872.50	\$ 2,994.35	4.24%	\$ 7,726.59	\$ 7,848.43	1.58%
MGS-S Customer 5877	\$ 11,188.51	\$ 11,498.23	2.77%	\$ 34,306.26	\$ 34,615.98	0.90%

Internal Use

Customer	Distribution 8/23 Prices	Distribution 1/24 Prices	Distribution % Difference	Delivery 8/23 Prices	Delivery 1/24 Prices	Delivery % Difference
MGS-S Customer 5878	\$ 3,788.48	\$ 3,931.10	3.76%	\$ 10,636.66	\$ 10,779.28	1.34%
MGS-S Customer 5879	\$ 1,943.04	\$ 2,043.97	5.19%	\$ 4,826.55	\$ 4,927.48	2.09%
MGS-S Customer 5880	\$ 3,369.16	\$ 3,502.26	3.95%	\$ 9,162.48	\$ 9,295.58	1.45%
MGS-S Customer 5881	\$ 4,156.11	\$ 4,306.98	3.63%	\$ 11,901.62	\$ 12,052.49	1.27%
MGS-S Customer 5882	\$ 2,141.52	\$ 2,246.90	4.92%	\$ 5,482.32	\$ 5,587.69	1.92%
MGS-S Customer 5883	\$ 5,369.78	\$ 5,547.96	3.32%	\$ 15,907.37	\$ 16,085.56	1.12%
MGS-S Customer 5884	\$ 1,952.16	\$ 2,053.28	5.18%	\$ 4,873.70	\$ 4,974.81	2.07%
MGS-S Customer 5885	\$ 3,214.39	\$ 3,343.86	4.03%	\$ 8,439.46	\$ 8,568.93	1.53%
MGS-S Customer 5886	\$ 1,209.90	\$ 1,294.31	6.98%	\$ 2,495.70	\$ 2,580.11	3.38%
MGS-S Customer 5887	\$ 4,253.44	\$ 4,407.50	3.62%	\$ 11,795.57	\$ 11,949.63	1.31%
MGS-S Customer 5888	\$ 2,643.09	\$ 2,759.80	4.42%	\$ 7,247.17	\$ 7,363.88	1.61%
MGS-S Customer 5889	\$ 3,631.58	\$ 3,770.62	3.83%	\$ 10,167.40	\$ 10,306.44	1.37%
MGS-S Customer 5890	\$ 2,072.03	\$ 2,175.83	5.01%	\$ 5,265.16	\$ 5,368.96	1.97%
MGS-S Customer 5891	\$ 3,135.53	\$ 3,263.33	4.08%	\$ 8,610.85	\$ 8,738.65	1.48%
MGS-S Customer 5892	\$ 13,305.99	\$ 13,663.64	2.69%	\$ 42,089.72	\$ 42,447.37	0.85%
MGS-S Customer 5893	\$ 1,938.95	\$ 2,039.81	5.20%	\$ 4,855.02	\$ 4,955.88	2.08%
MGS-S Customer 5894	\$ 1,239.50	\$ 1,311.18	5.78%	\$ 2,703.47	\$ 2,775.16	2.65%
MGS-S Customer 5895	\$ 2,655.77	\$ 2,772.75	4.40%	\$ 7,190.52	\$ 7,307.50	1.63%
MGS-S Customer 5896	\$ 2,178.92	\$ 2,285.13	4.87%	\$ 5,534.49	\$ 5,640.70	1.92%
MGS-S Customer 5897	\$ 9,015.58	\$ 9,278.75	2.92%	\$ 26,687.23	\$ 26,950.39	0.99%
MGS-S Customer 5898	\$ 3,088.74	\$ 3,215.49	4.10%	\$ 8,449.68	\$ 8,576.42	1.50%
MGS-S Customer 5899	\$ 2,129.49	\$ 2,221.33	4.31%	\$ 5,717.35	\$ 5,809.19	1.61%
MGS-S Customer 5900	\$ 1,077.03	\$ 1,161.47	7.84%	\$ 6,814.89	\$ 6,899.33	1.24%
MGS-S Customer 5901	\$ 2,810.12	\$ 2,930.60	4.29%	\$ 7,697.95	\$ 7,818.42	1.56%
MGS-S Customer 5902	\$ 1,989.25	\$ 2,091.20	5.13%	\$ 4,875.61	\$ 4,977.56	2.09%
MGS-S Customer 5903	\$ 14,199.07	\$ 14,576.44	2.66%	\$ 43,425.60	\$ 43,802.97	0.87%
MGS-S Customer 5904	\$ 1,916.45	\$ 2,016.77	5.23%	\$ 4,680.46	\$ 4,780.78	2.14%
MGS-S Customer 5905	\$ 2,366.67	\$ 2,477.17	4.67%	\$ 6,153.64	\$ 6,264.14	1.80%
MGS-S Customer 5906	\$ 1,802.93	\$ 1,887.42	4.69%	\$ 4,607.32	\$ 4,691.81	1.83%
MGS-S Customer 5907	\$ 2,665.72	\$ 2,782.94	4.40%	\$ 7,050.86	\$ 7,168.08	1.66%
MGS-S Customer 5908	\$ 1,892.59	\$ 1,992.36	5.27%	\$ 4,638.74	\$ 4,738.51	2.15%
MGS-S Customer 5909	\$ 3,317.85	\$ 3,449.82	3.98%	\$ 9,274.01	\$ 9,405.98	1.42%
MGS-S Customer 5910	\$ 1,708.53	\$ 1,790.87	4.82%	\$ 4,366.04	\$ 4,448.39	1.89%
MGS-S Customer 5911	\$ 1,574.40	\$ 1,653.70	5.04%	\$ 3,910.06	\$ 3,989.37	2.03%
MGS-S Customer 5912	\$ 1,768.46	\$ 1,852.15	4.73%	\$ 4,483.62	\$ 4,567.31	1.87%
MGS-S Customer 5913	\$ 3,222.39	\$ 3,338.86	3.61%	\$ 9,405.61	\$ 9,522.08	1.24%
MGS-S Customer 5914	\$ 6,436.94	\$ 6,639.60	3.15%	\$ 18,982.75	\$ 19,185.40	1.07%
MGS-S Customer 5915	\$ 5,404.86	\$ 5,584.03	3.31%	\$ 15,560.05	\$ 15,739.22	1.15%
MGS-S Customer 5916	\$ 2,287.68	\$ 2,396.38	4.75%	\$ 5,944.83	\$ 6,053.52	1.83%
MGS-S Customer 5917	\$ 1,546.60	\$ 1,625.29	5.09%	\$ 3,919.76	\$ 3,998.45	2.01%

Internal Use

Customer	Distribution 8/23 Prices	Distribution 1/24 Prices	Distribution % Difference	Delivery 8/23 Prices	Delivery 1/24 Prices	Delivery % Difference
MGS-S Customer 5918	\$ 3,122.37	\$ 3,249.88	4.08%	\$ 8,683.63	\$ 8,811.14	1.47%
MGS-S Customer 5919	\$ 2,088.73	\$ 2,192.97	4.99%	\$ 5,343.13	\$ 5,447.37	1.95%
MGS-S Customer 5920	\$ 2,220.09	\$ 2,327.20	4.82%	\$ 5,564.16	\$ 5,671.27	1.92%
MGS-S Customer 5921	\$ 1,593.82	\$ 1,673.57	5.00%	\$ 3,938.46	\$ 4,018.22	2.03%
MGS-S Customer 5922	\$ 8,672.18	\$ 8,924.93	2.91%	\$ 26,646.25	\$ 26,899.00	0.95%
MGS-S Customer 5923	\$ 1,587.57	\$ 1,667.19	5.02%	\$ 4,048.24	\$ 4,127.87	1.97%
MGS-S Customer 5924	\$ 4,039.86	\$ 4,188.22	3.67%	\$ 11,487.97	\$ 11,636.33	1.29%
MGS-S Customer 5925	\$ 1,316.06	\$ 1,402.81	6.59%	\$ 2,817.52	\$ 2,904.28	3.08%
MGS-S Customer 5926	\$ 16,087.05	\$ 16,507.20	2.61%	\$ 49,441.82	\$ 49,861.97	0.85%
MGS-S Customer 5927	\$ 1,374.58	\$ 1,462.66	6.41%	\$ 3,031.39	\$ 3,119.47	2.91%
MGS-S Customer 5928	\$ 5,913.98	\$ 6,104.44	3.22%	\$ 17,932.38	\$ 18,122.84	1.06%
MGS-S Customer 5929	\$ 3,763.27	\$ 3,905.20	3.77%	\$ 10,728.74	\$ 10,870.67	1.32%
MGS-S Customer 5930	\$ 943.21	\$ 1,008.29	6.90%	\$ 1,944.90	\$ 2,009.98	3.35%
MGS-S Customer 5931	\$ 2,082.53	\$ 2,186.56	5.00%	\$ 5,207.49	\$ 5,311.52	2.00%
MGS-S Customer 5932	\$ 6,434.16	\$ 6,636.41	3.14%	\$ 20,025.58	\$ 20,227.83	1.01%
MGS-S Customer 5933	\$ 2,254.30	\$ 2,362.25	4.79%	\$ 5,906.72	\$ 6,014.67	1.83%
MGS-S Customer 5934	\$ 1,131.70	\$ 1,214.34	7.30%	\$ 2,269.89	\$ 2,352.53	3.64%
MGS-S Customer 5935	\$ 1,443.33	\$ 1,532.92	6.21%	\$ 3,168.92	\$ 3,258.51	2.83%
MGS-S Customer 5936	\$ 2,156.52	\$ 2,262.23	4.90%	\$ 5,456.74	\$ 5,562.46	1.94%
MGS-S Customer 5937	\$ 1,913.15	\$ 2,000.14	4.55%	\$ 5,021.94	\$ 5,108.92	1.73%
MGS-S Customer 5938	\$ 1,837.36	\$ 1,922.48	4.63%	\$ 4,592.34	\$ 4,677.47	1.85%
MGS-S Customer 5939	\$ 1,608.26	\$ 1,688.26	4.97%	\$ 3,912.35	\$ 3,992.35	2.04%
MGS-S Customer 5940	\$ 1,412.76	\$ 1,488.36	5.35%	\$ 3,292.94	\$ 3,368.54	2.30%
MGS-S Customer 5941	\$ 6,221.45	\$ 6,418.89	3.17%	\$ 18,698.83	\$ 18,896.27	1.06%
MGS-S Customer 5942	\$ 1,261.65	\$ 1,333.86	5.72%	\$ 2,872.61	\$ 2,944.83	2.51%
MGS-S Customer 5943	\$ 1,827.13	\$ 1,925.42	5.38%	\$ 4,411.21	\$ 4,509.50	2.23%
MGS-S Customer 5944	\$ 2,986.61	\$ 3,111.04	4.17%	\$ 8,072.43	\$ 8,196.86	1.54%
MGS-S Customer 5945	\$ 2,627.64	\$ 2,743.99	4.43%	\$ 7,025.56	\$ 7,141.90	1.66%
MGS-S Customer 5946	\$ 18,086.15	\$ 18,554.47	2.59%	\$ 55,015.90	\$ 55,484.22	0.85%
MGS-S Customer 5947	\$ 4,499.11	\$ 4,657.68	3.52%	\$ 12,786.88	\$ 12,945.44	1.24%
MGS-S Customer 5948	\$ 1,678.46	\$ 1,760.13	4.87%	\$ 4,282.55	\$ 4,364.23	1.91%
MGS-S Customer 5949	\$ 1,189.97	\$ 1,260.63	5.94%	\$ 2,792.45	\$ 2,863.11	2.53%
MGS-S Customer 5950	\$ 2,776.06	\$ 2,895.73	4.31%	\$ 7,421.81	\$ 7,541.48	1.61%
MGS-S Customer 5951	\$ 4,740.89	\$ 4,904.96	3.46%	\$ 13,870.40	\$ 14,034.46	1.18%
MGS-S Customer 5952	\$ 1,365.71	\$ 1,453.60	6.44%	\$ 3,069.41	\$ 3,157.30	2.86%
MGS-S Customer 5953	\$ 2,056.68	\$ 2,160.13	5.03%	\$ 5,161.21	\$ 5,264.66	2.00%
MGS-S Customer 5954	\$ 3,155.63	\$ 3,283.87	4.06%	\$ 8,610.44	\$ 8,738.68	1.49%
MGS-S Customer 5955	\$ 1,900.46	\$ 2,000.41	5.26%	\$ 4,672.90	\$ 4,772.85	2.14%
MGS-S Customer 5956	\$ 13,220.69	\$ 13,575.92	2.69%	\$ 41,534.89	\$ 41,890.12	0.86%
MGS-S Customer 5957	\$ 2,599.03	\$ 2,701.48	3.94%	\$ 7,399.40	\$ 7,501.85	1.38%

Internal Use

Customer	Distribution 8/23 Prices	Distribution 1/24 Prices	Distribution % Difference	Delivery 8/23 Prices	Delivery 1/24 Prices	Delivery % Difference
MGS-S Customer 5958	\$ 1,858.89	\$ 1,944.60	4.61%	\$ 4,776.93	\$ 4,862.64	1.79%
MGS-S Customer 5959	\$ 961.18	\$ 1,026.65	6.81%	\$ 2,000.39	\$ 2,065.86	3.27%
MGS-S Customer 5960	\$ 1,845.18	\$ 1,930.62	4.63%	\$ 4,833.57	\$ 4,919.01	1.77%
MGS-S Customer 5961	\$ 2,082.14	\$ 2,186.20	5.00%	\$ 5,333.91	\$ 5,437.97	1.95%
MGS-S Customer 5962	\$ 1,714.54	\$ 1,810.29	5.58%	\$ 4,061.92	\$ 4,157.67	2.36%
MGS-S Customer 5963	\$ 3,312.23	\$ 3,444.02	3.98%	\$ 9,295.59	\$ 9,427.38	1.42%
MGS-S Customer 5964	\$ 2,072.99	\$ 2,176.80	5.01%	\$ 5,178.54	\$ 5,282.35	2.00%
MGS-S Customer 5965	\$ 3,856.80	\$ 4,000.83	3.73%	\$ 10,918.30	\$ 11,062.32	1.32%
MGS-S Customer 5966	\$ 1,939.97	\$ 2,040.82	5.20%	\$ 4,773.92	\$ 4,874.77	2.11%
MGS-S Customer 5967	\$ 1,444.29	\$ 1,520.69	5.29%	\$ 3,488.29	\$ 3,564.70	2.19%
MGS-S Customer 5968	\$ 2,160.98	\$ 2,253.52	4.28%	\$ 5,829.41	\$ 5,921.96	1.59%
MGS-S Customer 5969	\$ 1,142.88	\$ 1,225.75	7.25%	\$ 2,334.02	\$ 2,416.90	3.55%
MGS-S Customer 5970	\$ 1,690.23	\$ 1,785.44	5.63%	\$ 4,121.58	\$ 4,216.78	2.31%
MGS-S Customer 5971	\$ 2,162.35	\$ 2,268.24	4.90%	\$ 5,548.69	\$ 5,654.59	1.91%
MGS-S Customer 5972	\$ 1,947.71	\$ 2,048.74	5.19%	\$ 4,860.44	\$ 4,961.47	2.08%
MGS-S Customer 5973	\$ 3,046.16	\$ 3,171.98	4.13%	\$ 8,530.47	\$ 8,656.29	1.47%
MGS-S Customer 5974	\$ 2,449.11	\$ 2,548.18	4.05%	\$ 6,796.24	\$ 6,895.31	1.46%
MGS-S Customer 5975	\$ 3,832.39	\$ 3,975.94	3.75%	\$ 10,813.57	\$ 10,957.12	1.33%
MGS-S Customer 5976	\$ 2,812.79	\$ 2,933.28	4.28%	\$ 7,548.10	\$ 7,668.59	1.60%
MGS-S Customer 5977	\$ 3,313.93	\$ 3,445.74	3.98%	\$ 9,080.33	\$ 9,212.14	1.45%
MGS-S Customer 5978	\$ 2,586.93	\$ 2,689.10	3.95%	\$ 7,247.27	\$ 7,349.45	1.41%
MGS-S Customer 5979	\$ 3,390.36	\$ 3,523.90	3.94%	\$ 9,407.80	\$ 9,541.34	1.42%
MGS-S Customer 5980	\$ 2,450.27	\$ 2,562.64	4.59%	\$ 6,381.16	\$ 6,493.53	1.76%
MGS-S Customer 5981	\$ 1,394.93	\$ 1,470.23	5.40%	\$ 3,388.72	\$ 3,464.02	2.22%
MGS-S Customer 5982	\$ 1,952.36	\$ 2,053.48	5.18%	\$ 4,800.35	\$ 4,901.47	2.11%
MGS-S Customer 5983	\$ 2,244.60	\$ 2,352.32	4.80%	\$ 5,652.37	\$ 5,760.09	1.91%
MGS-S Customer 5984	\$ 1,579.43	\$ 1,672.17	5.87%	\$ 3,643.71	\$ 3,736.45	2.55%
MGS-S Customer 5985	\$ 1,553.00	\$ 1,645.11	5.93%	\$ 3,586.58	\$ 3,678.69	2.57%
MGS-S Customer 5986	\$ 2,172.27	\$ 2,265.10	4.27%	\$ 5,741.40	\$ 5,834.23	1.62%
MGS-S Customer 5987	\$ 2,090.43	\$ 2,181.38	4.35%	\$ 5,580.31	\$ 5,671.27	1.63%
MGS-S Customer 5988	\$ 5,411.15	\$ 5,590.29	3.31%	\$ 15,844.60	\$ 16,023.74	1.13%
MGS-S Customer 5989	\$ 4,212.92	\$ 4,365.00	3.61%	\$ 11,973.16	\$ 12,125.24	1.27%
MGS-S Customer 5990	\$ 5,042.17	\$ 5,214.06	3.41%	\$ 14,251.22	\$ 14,423.11	1.21%
MGS-S Customer 5991	\$ 5,205.19	\$ 5,379.67	3.35%	\$ 15,313.19	\$ 15,487.68	1.14%
MGS-S Customer 5992	\$ 1,745.21	\$ 1,828.36	4.76%	\$ 4,521.89	\$ 4,605.04	1.84%
MGS-S Customer 5993	\$ 1,286.21	\$ 1,359.02	5.66%	\$ 2,992.86	\$ 3,065.67	2.43%
MGS-S Customer 5994	\$ 6,962.63	\$ 7,176.80	3.08%	\$ 20,838.50	\$ 21,052.67	1.03%
MGS-S Customer 5995	\$ 1,301.96	\$ 1,375.14	5.62%	\$ 3,116.58	\$ 3,189.77	2.35%
MGS-S Customer 5996	\$ 4,174.44	\$ 4,325.71	3.62%	\$ 11,720.79	\$ 11,872.06	1.29%
MGS-S Customer 5997	\$ 2,650.75	\$ 2,767.63	4.41%	\$ 7,132.48	\$ 7,249.36	1.64%

Internal Use

Customer	Distribution 8/23 Prices	Distribution 1/24 Prices	Distribution % Difference	Delivery 8/23 Prices	Delivery 1/24 Prices	Delivery % Difference
MGS-S Customer 5998	\$ 4,013.18	\$ 4,160.81	3.68%	\$ 11,515.67	\$ 11,663.30	1.28%
MGS-S Customer 5999	\$ 4,363.24	\$ 4,518.70	3.56%	\$ 12,412.24	\$ 12,567.71	1.25%
MGS-S Customer 6000	\$ 1,480.21	\$ 1,557.39	5.21%	\$ 3,669.82	\$ 3,747.00	2.10%
MGS-S Customer 6001	\$ 3,445.55	\$ 3,580.36	3.91%	\$ 9,573.36	\$ 9,708.17	1.41%
MGS-S Customer 6002	\$ 12,006.13	\$ 12,334.11	2.73%	\$ 37,892.35	\$ 38,220.33	0.87%
MGS-S Customer 6003	\$ 1,864.53	\$ 1,963.67	5.32%	\$ 4,600.87	\$ 4,700.01	2.15%
MGS-S Customer 6004	\$ 2,132.20	\$ 2,237.38	4.93%	\$ 5,434.44	\$ 5,539.61	1.94%
MGS-S Customer 6005	\$ 2,764.23	\$ 2,883.67	4.32%	\$ 7,579.63	\$ 7,699.07	1.58%
MGS-S Customer 6006	\$ 1,840.49	\$ 1,925.77	4.63%	\$ 4,809.93	\$ 4,895.22	1.77%
MGS-S Customer 6007	\$ 1,797.89	\$ 1,895.51	5.43%	\$ 4,254.77	\$ 4,352.39	2.29%
MGS-S Customer 6008	\$ 1,748.11	\$ 1,844.55	5.52%	\$ 4,058.43	\$ 4,154.88	2.38%
MGS-S Customer 6009	\$ 1,426.46	\$ 1,502.38	5.32%	\$ 3,378.16	\$ 3,454.08	2.25%
MGS-S Customer 6010	\$ 7,917.22	\$ 8,153.00	2.98%	\$ 24,310.51	\$ 24,546.29	0.97%
MGS-S Customer 6011	\$ 21,933.96	\$ 22,485.86	2.52%	\$ 68,850.45	\$ 69,402.35	0.80%
MGS-S Customer 6012	\$ 1,659.49	\$ 1,754.03	5.70%	\$ 3,949.87	\$ 4,044.41	2.39%
MGS-S Customer 6013	\$ 1,120.24	\$ 1,189.26	6.16%	\$ 2,444.26	\$ 2,513.28	2.82%
MGS-S Customer 6014	\$ 3,461.74	\$ 3,583.65	3.52%	\$ 10,460.18	\$ 10,582.09	1.17%
MGS-S Customer 6015	\$ 2,278.65	\$ 2,387.13	4.76%	\$ 6,010.65	\$ 6,119.13	1.80%
MGS-S Customer 6016	\$ 2,444.65	\$ 2,556.91	4.59%	\$ 6,458.51	\$ 6,570.77	1.74%
MGS-S Customer 6017	\$ 2,156.65	\$ 2,249.11	4.29%	\$ 5,712.23	\$ 5,804.69	1.62%
MGS-S Customer 6018	\$ 3,063.55	\$ 3,189.75	4.12%	\$ 8,333.44	\$ 8,459.64	1.51%
MGS-S Customer 6019	\$ 2,126.98	\$ 2,232.03	4.94%	\$ 5,422.78	\$ 5,527.84	1.94%
MGS-S Customer 6020	\$ 3,686.81	\$ 3,827.05	3.80%	\$ 10,486.30	\$ 10,626.54	1.34%
MGS-S Customer 6021	\$ 3,053.47	\$ 3,179.43	4.13%	\$ 8,417.93	\$ 8,543.89	1.50%
MGS-S Customer 6022	\$ 1,714.63	\$ 1,797.14	4.81%	\$ 4,381.95	\$ 4,464.46	1.88%
MGS-S Customer 6023	\$ 1,793.89	\$ 1,891.45	5.44%	\$ 4,264.99	\$ 4,362.55	2.29%
MGS-S Customer 6024	\$ 2,980.94	\$ 3,105.25	4.17%	\$ 8,131.28	\$ 8,255.58	1.53%
MGS-S Customer 6025	\$ 1,714.08	\$ 1,809.76	5.58%	\$ 3,995.34	\$ 4,091.02	2.39%
MGS-S Customer 6026	\$ 2,898.58	\$ 3,007.78	3.77%	\$ 8,328.69	\$ 8,437.90	1.31%
MGS-S Customer 6027	\$ 1,353.33	\$ 1,440.96	6.48%	\$ 2,949.87	\$ 3,037.49	2.97%
MGS-S Customer 6028	\$ 2,550.23	\$ 2,664.82	4.49%	\$ 6,697.71	\$ 6,812.31	1.71%
MGS-S Customer 6029	\$ 4,475.13	\$ 4,633.12	3.53%	\$ 13,149.89	\$ 13,307.89	1.20%
MGS-S Customer 6030	\$ 6,218.87	\$ 6,416.39	3.18%	\$ 18,497.70	\$ 18,695.21	1.07%
MGS-S Customer 6031	\$ 1,702.18	\$ 1,797.65	5.61%	\$ 4,121.88	\$ 4,217.36	2.32%
MGS-S Customer 6032	\$ 3,826.41	\$ 3,969.78	3.75%	\$ 10,862.01	\$ 11,005.38	1.32%
MGS-S Customer 6033	\$ 1,640.60	\$ 1,734.72	5.74%	\$ 3,856.65	\$ 3,950.77	2.44%
MGS-S Customer 6034	\$ 2,245.90	\$ 2,353.61	4.80%	\$ 5,703.21	\$ 5,810.93	1.89%
MGS-S Customer 6035	\$ 2,192.00	\$ 2,298.52	4.86%	\$ 5,571.20	\$ 5,677.73	1.91%
MGS-S Customer 6036	\$ 3,638.69	\$ 3,777.85	3.82%	\$ 10,364.04	\$ 10,503.20	1.34%
MGS-S Customer 6037	\$ 5,377.51	\$ 5,555.90	3.32%	\$ 15,667.56	\$ 15,845.95	1.14%

Internal Use

Customer	Distribution 8/23 Prices	Distribution 1/24 Prices	Distribution % Difference	Delivery 8/23 Prices	Delivery 1/24 Prices	Delivery % Difference
MGS-S Customer 6038	\$ 2,947.74	\$ 3,071.30	4.19%	\$ 8,174.56	\$ 8,298.13	1.51%
MGS-S Customer 6039	\$ 1,869.55	\$ 1,955.53	4.60%	\$ 4,969.73	\$ 5,055.72	1.73%
MGS-S Customer 6040	\$ 7,817.65	\$ 8,051.04	2.99%	\$ 23,569.63	\$ 23,803.02	0.99%
MGS-S Customer 6041	\$ 5,019.71	\$ 5,190.02	3.39%	\$ 14,434.63	\$ 14,604.94	1.18%
MGS-S Customer 6042	\$ 1,465.64	\$ 1,542.46	5.24%	\$ 3,465.91	\$ 3,542.73	2.22%
MGS-S Customer 6043	\$ 3,967.67	\$ 4,100.97	3.36%	\$ 11,698.32	\$ 11,831.61	1.14%
MGS-S Customer 6044	\$ 1,488.09	\$ 1,565.46	5.20%	\$ 3,684.54	\$ 3,761.91	2.10%
MGS-S Customer 6045	\$ 4,132.31	\$ 4,282.72	3.64%	\$ 11,684.56	\$ 11,834.96	1.29%
MGS-S Customer 6046	\$ 1,434.30	\$ 1,510.52	5.31%	\$ 3,519.19	\$ 3,595.41	2.17%
MGS-S Customer 6047	\$ 1,522.08	\$ 1,613.51	6.01%	\$ 3,524.95	\$ 3,616.38	2.59%
MGS-S Customer 6048	\$ 3,353.97	\$ 3,473.50	3.56%	\$ 9,609.39	\$ 9,728.92	1.24%
MGS-S Customer 6049	\$ 2,218.29	\$ 2,325.41	4.83%	\$ 5,700.04	\$ 5,807.16	1.88%
MGS-S Customer 6050	\$ 1,637.17	\$ 1,717.91	4.93%	\$ 4,124.20	\$ 4,204.94	1.96%
MGS-S Customer 6051	\$ 1,350.31	\$ 1,424.57	5.50%	\$ 3,281.35	\$ 3,355.62	2.26%
MGS-S Customer 6052	\$ 1,671.30	\$ 1,752.82	4.88%	\$ 4,367.64	\$ 4,449.16	1.87%
MGS-S Customer 6053	\$ 1,557.86	\$ 1,650.11	5.92%	\$ 3,627.01	\$ 3,719.25	2.54%
MGS-S Customer 6054	\$ 1,451.25	\$ 1,541.01	6.19%	\$ 3,133.20	\$ 3,222.96	2.86%
MGS-S Customer 6055	\$ 2,855.32	\$ 2,976.77	4.25%	\$ 7,622.73	\$ 7,744.18	1.59%
MGS-S Customer 6056	\$ 2,151.95	\$ 2,244.31	4.29%	\$ 5,852.14	\$ 5,944.50	1.58%
MGS-S Customer 6057	\$ 6,695.25	\$ 6,903.45	3.11%	\$ 20,730.24	\$ 20,938.44	1.00%
MGS-S Customer 6058	\$ 1,784.26	\$ 1,881.60	5.46%	\$ 4,352.98	\$ 4,450.32	2.24%
MGS-S Customer 6059	\$ 2,996.60	\$ 3,108.04	3.72%	\$ 8,628.15	\$ 8,739.59	1.29%
MGS-S Customer 6060	\$ 2,239.70	\$ 2,347.26	4.80%	\$ 5,587.62	\$ 5,695.18	1.92%
MGS-S Customer 6061	\$ 8,049.93	\$ 8,288.65	2.97%	\$ 23,744.08	\$ 23,982.80	1.01%
MGS-S Customer 6062	\$ 1,336.68	\$ 1,410.64	5.53%	\$ 3,235.13	\$ 3,309.10	2.29%
MGS-S Customer 6063	\$ 2,211.81	\$ 2,318.78	4.84%	\$ 5,701.68	\$ 5,808.65	1.88%
MGS-S Customer 6064	\$ 2,361.83	\$ 2,472.20	4.67%	\$ 6,092.49	\$ 6,202.87	1.81%
MGS-S Customer 6065	\$ 1,575.02	\$ 1,654.31	5.03%	\$ 3,896.34	\$ 3,975.63	2.03%
MGS-S Customer 6066	\$ 1,386.50	\$ 1,461.59	5.42%	\$ 3,359.29	\$ 3,434.38	2.24%
MGS-S Customer 6067	\$ 2,809.22	\$ 2,929.68	4.29%	\$ 7,701.11	\$ 7,821.57	1.56%
MGS-S Customer 6068	\$ 3,109.26	\$ 3,236.50	4.09%	\$ 8,962.92	\$ 9,090.16	1.42%
MGS-S Customer 6069	\$ 1,269.15	\$ 1,341.56	5.71%	\$ 2,979.66	\$ 3,052.07	2.43%
MGS-S Customer 6070	\$ 3,239.44	\$ 3,369.62	4.02%	\$ 8,982.38	\$ 9,112.55	1.45%
MGS-S Customer 6071	\$ 16,890.62	\$ 17,341.36	2.67%	\$ 50,040.82	\$ 50,491.55	0.90%
MGS-S Customer 6072	\$ 946.05	\$ 1,011.17	6.88%	\$ 1,924.44	\$ 1,989.56	3.38%
MGS-S Customer 6073	\$ 1,444.07	\$ 1,533.71	6.21%	\$ 3,245.24	\$ 3,334.88	2.76%
MGS-S Customer 6074	\$ 1,504.93	\$ 1,582.66	5.17%	\$ 3,736.43	\$ 3,814.16	2.08%
MGS-S Customer 6075	\$ 1,496.01	\$ 1,573.51	5.18%	\$ 3,674.23	\$ 3,751.73	2.11%
MGS-S Customer 6076	\$ 954.88	\$ 1,020.22	6.84%	\$ 1,974.20	\$ 2,039.54	3.31%
MGS-S Customer 6077	\$ 5,984.94	\$ 6,176.98	3.21%	\$ 17,593.37	\$ 17,785.41	1.09%

Internal Use

Customer	Distribution 8/23 Prices	Distribution 1/24 Prices	Distribution % Difference	Delivery 8/23 Prices	Delivery 1/24 Prices	Delivery % Difference
MGS-S Customer 6078	\$ 739.11	\$ 812.87	9.98%	\$ 982.34	\$ 1,056.10	7.51%
MGS-S Customer 6079	\$ 4,452.54	\$ 4,596.76	3.24%	\$ 13,322.08	\$ 13,466.30	1.08%
MGS-S Customer 6080	\$ 1,446.24	\$ 1,522.69	5.29%	\$ 3,542.99	\$ 3,619.43	2.16%
MGS-S Customer 6081	\$ 1,280.30	\$ 1,366.27	6.71%	\$ 2,803.04	\$ 2,889.00	3.07%
MGS-S Customer 6082	\$ 1,277.82	\$ 1,350.42	5.68%	\$ 2,888.76	\$ 2,961.35	2.51%
MGS-S Customer 6083	\$ 9,698.30	\$ 9,974.42	2.85%	\$ 29,924.85	\$ 30,200.98	0.92%
MGS-S Customer 6084	\$ 1,729.29	\$ 1,825.36	5.56%	\$ 4,098.76	\$ 4,194.83	2.34%
MGS-S Customer 6085	\$ 1,581.57	\$ 1,674.26	5.86%	\$ 3,577.15	\$ 3,669.84	2.59%
MGS-S Customer 6086	\$ 3,655.51	\$ 3,781.80	3.45%	\$ 10,686.04	\$ 10,812.34	1.18%
MGS-S Customer 6087	\$ 1,768.43	\$ 1,865.39	5.48%	\$ 4,203.37	\$ 4,300.33	2.31%
MGS-S Customer 6088	\$ 4,051.65	\$ 4,200.13	3.66%	\$ 11,477.11	\$ 11,625.58	1.29%
MGS-S Customer 6089	\$ 1,394.34	\$ 1,469.52	5.39%	\$ 3,275.45	\$ 3,350.63	2.30%
MGS-S Customer 6090	\$ 2,088.84	\$ 2,179.73	4.35%	\$ 5,460.67	\$ 5,551.56	1.66%
MGS-S Customer 6091	\$ 1,610.70	\$ 1,704.18	5.80%	\$ 3,858.89	\$ 3,952.37	2.42%
MGS-S Customer 6092	\$ 1,559.81	\$ 1,652.08	5.92%	\$ 3,588.25	\$ 3,680.52	2.57%
MGS-S Customer 6093	\$ 2,115.18	\$ 2,206.68	4.33%	\$ 5,570.00	\$ 5,661.50	1.64%
MGS-S Customer 6094	\$ 2,527.32	\$ 2,641.42	4.51%	\$ 6,541.13	\$ 6,655.23	1.74%
MGS-S Customer 6095	\$ 2,007.28	\$ 2,109.63	5.10%	\$ 4,978.33	\$ 5,080.68	2.06%
MGS-S Customer 6096	\$ 6,981.33	\$ 7,196.12	3.08%	\$ 21,053.88	\$ 21,268.67	1.02%
MGS-S Customer 6097	\$ 3,464.24	\$ 3,599.46	3.90%	\$ 9,740.28	\$ 9,875.50	1.39%
MGS-S Customer 6098	\$ 2,803.76	\$ 2,924.13	4.29%	\$ 7,773.34	\$ 7,893.71	1.55%
MGS-S Customer 6099	\$ 2,638.20	\$ 2,754.81	4.42%	\$ 7,046.38	\$ 7,162.98	1.65%
MGS-S Customer 6100	\$ 3,056.44	\$ 3,182.48	4.12%	\$ 8,237.89	\$ 8,363.94	1.53%
MGS-S Customer 6101	\$ 483.84	\$ 538.56	11.31%	\$ 583.00	\$ 637.72	9.39%
MGS-S Customer 6102	\$ 1,954.43	\$ 2,055.58	5.18%	\$ 4,796.02	\$ 4,897.17	2.11%
MGS-S Customer 6103	\$ 3,252.01	\$ 3,382.51	4.01%	\$ 8,981.30	\$ 9,111.80	1.45%
MGS-S Customer 6104	\$ 7,260.25	\$ 7,481.26	3.04%	\$ 22,172.42	\$ 22,393.43	1.00%
MGS-S Customer 6105	\$ 1,388.55	\$ 1,463.67	5.41%	\$ 3,334.64	\$ 3,409.76	2.25%
MGS-S Customer 6106	\$ 1,867.83	\$ 1,967.07	5.31%	\$ 4,514.90	\$ 4,614.14	2.20%
MGS-S Customer 6107	\$ 2,045.28	\$ 2,135.13	4.39%	\$ 5,309.40	\$ 5,399.25	1.69%
MGS-S Customer 6108	\$ 1,460.73	\$ 1,537.52	5.26%	\$ 3,633.53	\$ 3,710.32	2.11%
MGS-S Customer 6109	\$ 766.91	\$ 841.29	9.70%	\$ 1,068.89	\$ 1,143.27	6.96%
MGS-S Customer 6110	\$ 12,441.15	\$ 12,778.86	2.71%	\$ 38,894.27	\$ 39,231.97	0.87%
MGS-S Customer 6111	\$ 2,577.60	\$ 2,692.92	4.47%	\$ 6,743.85	\$ 6,859.17	1.71%
MGS-S Customer 6112	\$ 4,204.78	\$ 4,356.87	3.62%	\$ 12,409.29	\$ 12,561.38	1.23%
MGS-S Customer 6113	\$ 2,120.55	\$ 2,212.20	4.32%	\$ 5,776.69	\$ 5,868.34	1.59%
MGS-S Customer 6114	\$ 1,379.60	\$ 1,454.48	5.43%	\$ 3,234.45	\$ 3,309.34	2.32%
MGS-S Customer 6115	\$ 1,726.96	\$ 1,823.00	5.56%	\$ 4,125.97	\$ 4,222.01	2.33%
MGS-S Customer 6116	\$ 2,183.67	\$ 2,290.06	4.87%	\$ 5,578.84	\$ 5,685.23	1.91%
MGS-S Customer 6117	\$ 2,472.57	\$ 2,585.42	4.56%	\$ 6,523.68	\$ 6,636.53	1.73%

Customer	Distribution 8/23 Prices	Distribution 1/24 Prices	Distribution % Difference	Delivery 8/23 Prices	Delivery 1/24 Prices	Delivery % Difference
MGS-S Customer 6118	\$ 4,682.43	\$ 4,831.90	3.19%	\$ 13,988.75	\$ 14,138.22	1.07%
MGS-S Customer 6119	\$ 1,490.91	\$ 1,568.35	5.19%	\$ 3,689.77	\$ 3,767.21	2.10%
MGS-S Customer 6120	\$ 1,839.24	\$ 1,937.79	5.36%	\$ 4,382.27	\$ 4,480.82	2.25%
MGS-S Customer 6121	\$ 1,571.62	\$ 1,650.88	5.04%	\$ 3,968.66	\$ 4,047.93	2.00%
MGS-S Customer 6122	\$ 1,157.53	\$ 1,240.73	7.19%	\$ 2,381.23	\$ 2,464.43	3.49%
MGS-S Customer 6123	\$ 7,667.47	\$ 7,897.69	3.00%	\$ 23,804.39	\$ 24,034.61	0.97%
MGS-S Customer 6124	\$ 1,116.81	\$ 1,185.85	6.18%	\$ 2,592.54	\$ 2,661.59	2.66%
MGS-S Customer 6125	\$ 1,986.15	\$ 2,088.08	5.13%	\$ 4,936.28	\$ 5,038.21	2.06%
MGS-S Customer 6126	\$ 1,379.64	\$ 1,467.85	6.39%	\$ 3,009.83	\$ 3,098.04	2.93%
MGS-S Customer 6127	\$ 2,990.32	\$ 3,114.84	4.16%	\$ 8,173.04	\$ 8,297.55	1.52%
MGS-S Customer 6128	\$ 1,033.70	\$ 1,114.10	7.78%	\$ 1,917.06	\$ 1,997.46	4.19%
MGS-S Customer 6129	\$ 3,126.79	\$ 3,254.38	4.08%	\$ 8,662.40	\$ 8,789.99	1.47%
MGS-S Customer 6130	\$ 5,604.94	\$ 5,788.63	3.28%	\$ 16,882.81	\$ 17,066.49	1.09%
MGS-S Customer 6131	\$ 925.95	\$ 1,003.93	8.42%	\$ 1,615.70	\$ 1,693.68	4.83%
MGS-S Customer 6132	\$ 11,083.96	\$ 11,391.28	2.77%	\$ 33,802.29	\$ 34,109.61	0.91%
MGS-S Customer 6133	\$ 2,098.97	\$ 2,203.41	4.98%	\$ 5,372.24	\$ 5,476.67	1.94%
MGS-S Customer 6134	\$ 2,275.22	\$ 2,383.61	4.76%	\$ 5,787.17	\$ 5,895.56	1.87%
MGS-S Customer 6135	\$ 2,108.53	\$ 2,213.20	4.96%	\$ 5,271.54	\$ 5,376.20	1.99%
MGS-S Customer 6136	\$ 2,867.39	\$ 2,989.24	4.25%	\$ 7,982.00	\$ 8,103.85	1.53%
MGS-S Customer 6137	\$ 2,390.83	\$ 2,488.57	4.09%	\$ 6,641.82	\$ 6,739.55	1.47%
MGS-S Customer 6138	\$ 2,894.04	\$ 3,016.40	4.23%	\$ 7,948.27	\$ 8,070.63	1.54%
MGS-S Customer 6139	\$ 1,850.02	\$ 1,948.84	5.34%	\$ 4,574.61	\$ 4,673.43	2.16%
MGS-S Customer 6140	\$ 3,920.08	\$ 4,065.58	3.71%	\$ 11,301.88	\$ 11,447.39	1.29%
MGS-S Customer 6141	\$ 1,596.76	\$ 1,689.83	5.83%	\$ 3,623.92	\$ 3,717.00	2.57%
MGS-S Customer 6142	\$ 1,732.94	\$ 1,829.12	5.55%	\$ 4,184.74	\$ 4,280.92	2.30%
MGS-S Customer 6143	\$ 1,281.84	\$ 1,367.83	6.71%	\$ 2,697.56	\$ 2,783.55	3.19%
MGS-S Customer 6144	\$ 2,390.64	\$ 2,501.63	4.64%	\$ 6,220.86	\$ 6,331.85	1.78%
MGS-S Customer 6145	\$ 1,826.55	\$ 1,924.82	5.38%	\$ 4,437.23	\$ 4,535.50	2.21%
MGS-S Customer 6146	\$ 2,852.25	\$ 2,973.63	4.26%	\$ 7,633.80	\$ 7,755.19	1.59%
MGS-S Customer 6147	\$ 6,789.56	\$ 6,999.85	3.10%	\$ 20,615.95	\$ 20,826.24	1.02%
MGS-S Customer 6148	\$ 2,869.24	\$ 2,991.04	4.25%	\$ 7,754.98	\$ 7,876.78	1.57%
MGS-S Customer 6149	\$ 3,799.07	\$ 3,941.83	3.76%	\$ 10,696.18	\$ 10,838.94	1.33%
MGS-S Customer 6150	\$ 1,856.59	\$ 1,955.54	5.33%	\$ 4,550.83	\$ 4,649.77	2.17%
MGS-S Customer 6151	\$ 1,730.17	\$ 1,826.28	5.55%	\$ 4,127.47	\$ 4,223.57	2.33%
MGS-S Customer 6152	\$ 952.35	\$ 1,017.63	6.85%	\$ 1,975.19	\$ 2,040.47	3.30%
MGS-S Customer 6153	\$ 3,336.00	\$ 3,468.33	3.97%	\$ 9,399.49	\$ 9,531.83	1.41%
MGS-S Customer 6154	\$ 2,683.50	\$ 2,801.07	4.38%	\$ 7,140.22	\$ 7,257.78	1.65%
MGS-S Customer 6155	\$ 1,989.59	\$ 2,091.55	5.12%	\$ 4,960.74	\$ 5,062.70	2.06%
MGS-S Customer 6156	\$ 2,104.70	\$ 2,195.95	4.34%	\$ 5,517.35	\$ 5,608.60	1.65%
MGS-S Customer 6157	\$ 3,116.85	\$ 3,244.25	4.09%	\$ 8,546.55	\$ 8,673.95	1.49%

Internal Use

Customer	Distribution 8/23 Prices	Distribution 1/24 Prices	Distribution % Difference	Delivery 8/23 Prices	Delivery 1/24 Prices	Delivery % Difference
MGS-S Customer 6158	\$ 1,278.98	\$ 1,364.91	6.72%	\$ 2,766.37	\$ 2,852.30	3.11%
MGS-S Customer 6159	\$ 7,913.68	\$ 8,155.65	3.06%	\$ 21,910.48	\$ 22,152.45	1.10%
MGS-S Customer 6160	\$ 2,414.59	\$ 2,526.20	4.62%	\$ 6,300.54	\$ 6,412.15	1.77%
MGS-S Customer 6161	\$ 2,648.06	\$ 2,764.87	4.41%	\$ 7,027.56	\$ 7,144.37	1.66%
MGS-S Customer 6162	\$ 1,858.99	\$ 1,944.60	4.61%	\$ 4,660.97	\$ 4,746.59	1.84%
MGS-S Customer 6163	\$ 5,269.65	\$ 5,445.60	3.34%	\$ 15,255.75	\$ 15,431.70	1.15%
MGS-S Customer 6164	\$ 4,794.99	\$ 4,959.96	3.44%	\$ 13,220.51	\$ 13,385.47	1.25%
MGS-S Customer 6165	\$ 1,029.56	\$ 1,109.85	7.80%	\$ 1,878.73	\$ 1,959.03	4.27%
MGS-S Customer 6166	\$ 1,301.86	\$ 1,375.03	5.62%	\$ 3,104.25	\$ 3,177.41	2.36%
MGS-S Customer 6167	\$ 1,574.14	\$ 1,653.45	5.04%	\$ 3,887.33	\$ 3,966.64	2.04%
MGS-S Customer 6168	\$ 5,593.92	\$ 5,777.22	3.28%	\$ 17,232.41	\$ 17,415.71	1.06%
MGS-S Customer 6169	\$ 2,315.70	\$ 2,425.00	4.72%	\$ 6,047.91	\$ 6,157.21	1.81%
MGS-S Customer 6170	\$ 2,425.43	\$ 2,523.82	4.06%	\$ 6,475.88	\$ 6,574.27	1.52%
MGS-S Customer 6171	\$ 1,812.20	\$ 1,896.87	4.67%	\$ 4,713.91	\$ 4,798.58	1.80%
MGS-S Customer 6172	\$ 6,231.45	\$ 6,429.19	3.17%	\$ 18,813.29	\$ 19,011.03	1.05%
MGS-S Customer 6173	\$ 13,459.28	\$ 13,819.93	2.68%	\$ 42,075.28	\$ 42,435.93	0.86%
MGS-S Customer 6174	\$ 878.46	\$ 955.36	8.75%	\$ 1,434.12	\$ 1,511.01	5.36%
MGS-S Customer 6175	\$ 1,203.20	\$ 1,287.42	7.00%	\$ 2,527.92	\$ 2,612.14	3.33%
MGS-S Customer 6176	\$ 18,748.54	\$ 19,230.58	2.57%	\$ 58,999.90	\$ 59,481.94	0.82%
MGS-S Customer 6177	\$ 2,916.92	\$ 3,039.58	4.21%	\$ 7,522.26	\$ 7,644.92	1.63%
MGS-S Customer 6178	\$ 1,918.45	\$ 2,005.54	4.54%	\$ 5,023.03	\$ 5,110.12	1.73%
MGS-S Customer 6179	\$ 3,766.08	\$ 3,908.07	3.77%	\$ 10,691.54	\$ 10,833.53	1.33%
MGS-S Customer 6180	\$ 3,157.73	\$ 3,286.03	4.06%	\$ 8,715.69	\$ 8,843.99	1.47%
MGS-S Customer 6181	\$ 2,482.10	\$ 2,595.20	4.56%	\$ 6,308.15	\$ 6,421.25	1.79%
MGS-S Customer 6182	\$ 1,388.73	\$ 1,463.79	5.40%	\$ 3,228.54	\$ 3,303.60	2.32%
MGS-S Customer 6183	\$ 1,338.43	\$ 1,412.34	5.52%	\$ 3,058.63	\$ 3,132.55	2.42%
MGS-S Customer 6184	\$ 2,078.46	\$ 2,182.42	5.00%	\$ 5,217.05	\$ 5,321.01	1.99%
MGS-S Customer 6185	\$ 1,713.55	\$ 1,809.25	5.58%	\$ 4,026.56	\$ 4,122.27	2.38%
MGS-S Customer 6186	\$ 2,708.01	\$ 2,812.92	3.87%	\$ 7,572.08	\$ 7,676.98	1.39%
MGS-S Customer 6187	\$ 1,596.02	\$ 1,675.85	5.00%	\$ 4,086.87	\$ 4,166.69	1.95%
MGS-S Customer 6188	\$ 3,725.16	\$ 3,866.28	3.79%	\$ 10,677.95	\$ 10,819.07	1.32%
MGS-S Customer 6189	\$ 1,497.01	\$ 1,587.84	6.07%	\$ 3,368.23	\$ 3,459.06	2.70%
MGS-S Customer 6190	\$ 727.40	\$ 800.89	10.10%	\$ 1,083.27	\$ 1,156.76	6.78%
MGS-S Customer 6191	\$ 1,981.83	\$ 2,083.65	5.14%	\$ 4,987.99	\$ 5,089.81	2.04%
MGS-S Customer 6192	\$ 1,567.24	\$ 1,646.41	5.05%	\$ 4,094.04	\$ 4,173.20	1.93%
MGS-S Customer 6193	\$ 2,062.12	\$ 2,152.49	4.38%	\$ 5,554.78	\$ 5,645.15	1.63%
MGS-S Customer 6194	\$ 1,314.28	\$ 1,387.70	5.59%	\$ 3,046.92	\$ 3,120.34	2.41%
MGS-S Customer 6195	\$ 5,866.38	\$ 6,055.76	3.23%	\$ 17,244.41	\$ 17,433.79	1.10%
MGS-S Customer 6196	\$ 1,022.58	\$ 1,102.72	7.84%	\$ 1,896.66	\$ 1,976.81	4.23%
MGS-S Customer 6197	\$ 2,293.18	\$ 2,401.99	4.74%	\$ 5,904.98	\$ 6,013.78	1.84%

Customer	Distribution 8/23 Prices	Distribution 1/24 Prices	Distribution % Difference	Delivery 8/23 Prices	Delivery 1/24 Prices	Delivery % Difference
MGS-S Customer 6198	\$ 2,322.21	\$ 2,431.72	4.72%	\$ 6,123.16	\$ 6,232.67	1.79%
MGS-S Customer 6199	\$ 1,598.04	\$ 1,677.87	5.00%	\$ 4,031.76	\$ 4,111.60	1.98%
MGS-S Customer 6200	\$ 901.79	\$ 965.88	7.11%	\$ 1,751.18	\$ 1,815.27	3.66%
MGS-S Customer 6201	\$ 7,108.71	\$ 7,326.14	3.06%	\$ 21,002.39	\$ 21,219.83	1.04%
MGS-S Customer 6202	\$ 1,600.59	\$ 1,693.73	5.82%	\$ 3,608.58	\$ 3,701.73	2.58%
MGS-S Customer 6203	\$ 2,478.66	\$ 2,591.55	4.55%	\$ 6,290.92	\$ 6,403.81	1.79%
MGS-S Customer 6204	\$ 4,517.82	\$ 4,676.71	3.52%	\$ 12,815.60	\$ 12,974.49	1.24%
MGS-S Customer 6205	\$ 1,123.39	\$ 1,192.54	6.16%	\$ 2,515.21	\$ 2,584.35	2.75%
MGS-S Customer 6206	\$ 1,675.35	\$ 1,770.23	5.66%	\$ 3,949.21	\$ 4,044.09	2.40%
MGS-S Customer 6207	\$ 3,845.21	\$ 3,988.96	3.74%	\$ 10,700.24	\$ 10,843.99	1.34%
MGS-S Customer 6208	\$ 1,437.43	\$ 1,526.92	6.23%	\$ 3,231.50	\$ 3,321.00	2.77%
MGS-S Customer 6209	\$ 2,902.77	\$ 3,025.33	4.22%	\$ 7,715.12	\$ 7,837.68	1.59%
MGS-S Customer 6210	\$ 1,328.27	\$ 1,415.32	6.55%	\$ 2,859.16	\$ 2,946.21	3.04%
MGS-S Customer 6211	\$ 1,779.84	\$ 1,877.04	5.46%	\$ 4,242.70	\$ 4,339.90	2.29%
MGS-S Customer 6212	\$ 869.81	\$ 933.24	7.29%	\$ 1,718.30	\$ 1,781.73	3.69%
MGS-S Customer 6213	\$ 2,527.73	\$ 2,641.83	4.51%	\$ 6,406.53	\$ 6,520.63	1.78%
MGS-S Customer 6214	\$ 2,001.26	\$ 2,103.46	5.11%	\$ 4,898.11	\$ 5,000.32	2.09%
MGS-S Customer 6215	\$ 1,820.25	\$ 1,918.38	5.39%	\$ 4,347.04	\$ 4,445.18	2.26%
MGS-S Customer 6216	\$ 2,779.88	\$ 2,899.66	4.31%	\$ 7,368.48	\$ 7,488.25	1.63%
MGS-S Customer 6217	\$ 3,337.06	\$ 3,469.40	3.97%	\$ 9,045.57	\$ 9,177.91	1.46%
MGS-S Customer 6218	\$ 15,766.03	\$ 16,182.06	2.64%	\$ 49,339.11	\$ 49,755.14	0.84%
MGS-S Customer 6219	\$ 1,431.95	\$ 1,521.34	6.24%	\$ 3,195.82	\$ 3,285.21	2.80%
MGS-S Customer 6220	\$ 1,564.80	\$ 1,643.87	5.05%	\$ 3,805.29	\$ 3,884.35	2.08%
MGS-S Customer 6221	\$ 3,379.85	\$ 3,513.26	3.95%	\$ 9,545.90	\$ 9,679.30	1.40%
MGS-S Customer 6222	\$ 4,337.08	\$ 4,492.01	3.57%	\$ 12,688.70	\$ 12,843.62	1.22%
MGS-S Customer 6223	\$ 3,652.46	\$ 3,778.72	3.46%	\$ 10,473.19	\$ 10,599.46	1.21%
MGS-S Customer 6224	\$ 1,054.15	\$ 1,121.74	6.41%	\$ 2,314.52	\$ 2,382.11	2.92%
MGS-S Customer 6225	\$ 9,561.27	\$ 9,833.93	2.85%	\$ 29,805.79	\$ 30,078.46	0.91%
MGS-S Customer 6226	\$ 2,182.61	\$ 2,275.67	4.26%	\$ 5,934.56	\$ 6,027.63	1.57%
MGS-S Customer 6227	\$ 3,079.89	\$ 3,206.42	4.11%	\$ 8,431.80	\$ 8,558.33	1.50%
MGS-S Customer 6228	\$ 2,077.27	\$ 2,181.21	5.00%	\$ 5,256.45	\$ 5,360.39	1.98%
MGS-S Customer 6229	\$ 3,836.27	\$ 3,979.94	3.75%	\$ 11,058.14	\$ 11,201.81	1.30%
MGS-S Customer 6230	\$ 1,798.00	\$ 1,895.63	5.43%	\$ 4,337.71	\$ 4,435.33	2.25%
MGS-S Customer 6231	\$ 1,721.58	\$ 1,817.47	5.57%	\$ 4,050.50	\$ 4,146.40	2.37%
MGS-S Customer 6232	\$ 22,421.70	\$ 22,991.78	2.54%	\$ 69,520.48	\$ 70,090.56	0.82%
MGS-S Customer 6233	\$ 860.08	\$ 936.57	8.89%	\$ 1,545.47	\$ 1,621.96	4.95%
MGS-S Customer 6234	\$ 5,041.86	\$ 5,212.69	3.39%	\$ 14,261.72	\$ 14,432.55	1.20%
MGS-S Customer 6235	\$ 6,362.71	\$ 6,563.26	3.15%	\$ 18,692.38	\$ 18,892.93	1.07%
MGS-S Customer 6236	\$ 3,823.26	\$ 3,966.57	3.75%	\$ 10,778.28	\$ 10,921.59	1.33%
MGS-S Customer 6237	\$ 1,209.96	\$ 1,281.04	5.87%	\$ 2,934.66	\$ 3,005.73	2.42%

Internal Use

Customer	Distribution 8/23 Prices	Distribution 1/24 Prices	Distribution % Difference	Delivery 8/23 Prices	Delivery 1/24 Prices	Delivery % Difference
MGS-S Customer 6238	\$ 1,942.82	\$ 2,043.72	5.19%	\$ 4,759.41	\$ 4,860.31	2.12%
MGS-S Customer 6239	\$ 3,020.78	\$ 3,146.00	4.15%	\$ 8,228.38	\$ 8,353.60	1.52%
MGS-S Customer 6240	\$ 3,015.34	\$ 3,140.44	4.15%	\$ 8,221.76	\$ 8,346.86	1.52%
MGS-S Customer 6241	\$ 1,838.64	\$ 1,923.90	4.64%	\$ 4,775.64	\$ 4,860.91	1.79%
MGS-S Customer 6242	\$ 1,034.91	\$ 1,102.08	6.49%	\$ 2,290.49	\$ 2,357.65	2.93%
MGS-S Customer 6243	\$ 1,695.36	\$ 1,777.40	4.84%	\$ 4,356.27	\$ 4,438.31	1.88%
MGS-S Customer 6244	\$ 2,019.00	\$ 2,108.34	4.42%	\$ 5,351.91	\$ 5,441.25	1.67%
MGS-S Customer 6245	\$ 2,618.86	\$ 2,735.02	4.44%	\$ 6,918.95	\$ 7,035.10	1.68%
MGS-S Customer 6246	\$ 2,659.42	\$ 2,776.50	4.40%	\$ 6,909.67	\$ 7,026.75	1.69%
MGS-S Customer 6247	\$ 2,165.17	\$ 2,271.10	4.89%	\$ 5,563.42	\$ 5,669.34	1.90%
MGS-S Customer 6248	\$ 1,609.17	\$ 1,689.26	4.98%	\$ 4,065.47	\$ 4,145.56	1.97%
MGS-S Customer 6249	\$ 1,692.39	\$ 1,774.37	4.84%	\$ 4,399.02	\$ 4,481.00	1.86%
MGS-S Customer 6250	\$ 6,958.25	\$ 7,174.78	3.11%	\$ 20,255.94	\$ 20,472.47	1.07%
MGS-S Customer 6251	\$ 8,173.92	\$ 8,415.46	2.96%	\$ 24,965.73	\$ 25,207.27	0.97%
MGS-S Customer 6252	\$ 8,381.34	\$ 8,627.45	2.94%	\$ 25,531.02	\$ 25,777.14	0.96%
MGS-S Customer 6253	\$ 1,761.75	\$ 1,858.57	5.50%	\$ 4,209.85	\$ 4,306.68	2.30%
MGS-S Customer 6254	\$ 2,174.76	\$ 2,280.89	4.88%	\$ 5,593.42	\$ 5,699.55	1.90%
MGS-S Customer 6255	\$ 1,508.60	\$ 1,586.43	5.16%	\$ 3,738.88	\$ 3,816.72	2.08%
MGS-S Customer 6256	\$ 6,813.94	\$ 7,024.74	3.09%	\$ 20,003.44	\$ 20,214.24	1.05%
MGS-S Customer 6257	\$ 3,589.34	\$ 3,727.34	3.84%	\$ 9,877.44	\$ 10,015.44	1.40%
MGS-S Customer 6258	\$ 2,704.76	\$ 2,809.58	3.88%	\$ 7,690.49	\$ 7,795.31	1.36%
MGS-S Customer 6259	\$ 2,201.17	\$ 2,307.85	4.85%	\$ 5,494.63	\$ 5,601.31	1.94%
MGS-S Customer 6260	\$ 4,082.57	\$ 4,231.79	3.66%	\$ 11,815.94	\$ 11,965.16	1.26%
MGS-S Customer 6261	\$ 3,198.19	\$ 3,327.39	4.04%	\$ 8,927.57	\$ 9,056.78	1.45%
MGS-S Customer 6262	\$ 2,821.02	\$ 2,941.70	4.28%	\$ 7,616.23	\$ 7,736.92	1.58%
MGS-S Customer 6263	\$ 3,410.24	\$ 3,544.26	3.93%	\$ 9,585.96	\$ 9,719.98	1.40%
MGS-S Customer 6264	\$ 1,752.41	\$ 1,849.02	5.51%	\$ 4,261.19	\$ 4,357.79	2.27%
MGS-S Customer 6265	\$ 3,292.00	\$ 3,423.40	3.99%	\$ 9,060.41	\$ 9,191.82	1.45%
MGS-S Customer 6266	\$ 3,065.68	\$ 3,191.94	4.12%	\$ 8,642.16	\$ 8,768.42	1.46%
MGS-S Customer 6267	\$ 1,595.89	\$ 1,688.97	5.83%	\$ 3,699.96	\$ 3,793.04	2.52%
MGS-S Customer 6268	\$ 3,100.28	\$ 3,227.28	4.10%	\$ 8,526.32	\$ 8,653.32	1.49%
MGS-S Customer 6269	\$ 2,648.70	\$ 2,765.54	4.41%	\$ 7,067.18	\$ 7,184.02	1.65%
MGS-S Customer 6270	\$ 3,433.14	\$ 3,567.66	3.92%	\$ 9,392.93	\$ 9,527.45	1.43%
MGS-S Customer 6271	\$ 3,813.29	\$ 3,956.36	3.75%	\$ 10,842.70	\$ 10,985.76	1.32%
MGS-S Customer 6272	\$ 2,235.79	\$ 2,330.04	4.22%	\$ 6,116.76	\$ 6,211.01	1.54%
MGS-S Customer 6273	\$ 4,086.80	\$ 4,236.04	3.65%	\$ 11,775.93	\$ 11,925.18	1.27%
MGS-S Customer 6274	\$ 2,740.39	\$ 2,859.28	4.34%	\$ 7,436.39	\$ 7,555.28	1.60%
MGS-S Customer 6275	\$ 3,703.44	\$ 3,830.79	3.44%	\$ 10,970.37	\$ 11,097.72	1.16%
MGS-S Customer 6276	\$ 988.52	\$ 1,054.63	6.69%	\$ 2,110.90	\$ 2,177.02	3.13%
MGS-S Customer 6277	\$ 1,219.87	\$ 1,291.20	5.85%	\$ 2,821.91	\$ 2,893.25	2.53%

Internal Use

Customer	Distribution 8/23 Prices	Distribution 1/24 Prices	Distribution % Difference	Delivery 8/23 Prices	Delivery 1/24 Prices	Delivery % Difference
MGS-S Customer 6278	\$ 1,591.59	\$ 1,671.27	5.01%	\$ 3,960.94	\$ 4,040.62	2.01%
MGS-S Customer 6279	\$ 2,913.07	\$ 3,035.84	4.21%	\$ 7,777.36	\$ 7,900.13	1.58%
MGS-S Customer 6280	\$ 4,630.12	\$ 4,791.95	3.50%	\$ 13,734.27	\$ 13,896.10	1.18%
MGS-S Customer 6281	\$ 1,570.46	\$ 1,649.69	5.05%	\$ 3,941.55	\$ 4,020.78	2.01%
MGS-S Customer 6282	\$ 2,731.38	\$ 2,850.03	4.34%	\$ 7,326.71	\$ 7,445.37	1.62%
MGS-S Customer 6283	\$ 1,887.02	\$ 1,987.45	5.32%	\$ 4,383.96	\$ 4,484.39	2.29%
MGS-S Customer 6284	\$ 1,335.49	\$ 1,422.68	6.53%	\$ 2,857.88	\$ 2,945.07	3.05%
MGS-S Customer 6285	\$ 3,866.08	\$ 4,010.41	3.73%	\$ 11,088.69	\$ 11,233.02	1.30%
MGS-S Customer 6286	\$ 2,305.40	\$ 2,401.20	4.16%	\$ 6,193.82	\$ 6,289.62	1.55%
MGS-S Customer 6287	\$ 3,257.14	\$ 3,387.69	4.01%	\$ 9,105.61	\$ 9,236.15	1.43%
MGS-S Customer 6288	\$ 3,186.12	\$ 3,315.03	4.05%	\$ 8,802.21	\$ 8,931.12	1.46%
MGS-S Customer 6289	\$ 1,854.87	\$ 1,953.79	5.33%	\$ 4,562.58	\$ 4,661.50	2.17%
MGS-S Customer 6290	\$ 4,101.61	\$ 4,251.15	3.65%	\$ 11,653.36	\$ 11,802.90	1.28%
MGS-S Customer 6291	\$ 3,303.29	\$ 3,434.84	3.98%	\$ 9,168.00	\$ 9,299.55	1.43%
MGS-S Customer 6292	\$ 2,996.03	\$ 3,107.53	3.72%	\$ 8,736.10	\$ 8,847.60	1.28%
MGS-S Customer 6293	\$ 2,035.86	\$ 2,138.85	5.06%	\$ 5,001.99	\$ 5,104.98	2.06%
MGS-S Customer 6294	\$ 1,633.31	\$ 1,727.24	5.75%	\$ 3,831.30	\$ 3,925.23	2.45%
MGS-S Customer 6295	\$ 1,721.83	\$ 1,817.76	5.57%	\$ 4,161.20	\$ 4,257.13	2.31%
MGS-S Customer 6296	\$ 3,502.73	\$ 3,638.77	3.88%	\$ 9,579.03	\$ 9,715.08	1.42%
MGS-S Customer 6297	\$ 1,461.62	\$ 1,538.41	5.25%	\$ 3,590.91	\$ 3,667.69	2.14%
MGS-S Customer 6298	\$ 7,722.78	\$ 7,956.23	3.02%	\$ 22,034.78	\$ 22,268.23	1.06%
MGS-S Customer 6299	\$ 3,727.72	\$ 3,868.90	3.79%	\$ 10,783.58	\$ 10,924.75	1.31%
MGS-S Customer 6300	\$ 2,372.41	\$ 2,483.02	4.66%	\$ 6,137.07	\$ 6,247.68	1.80%
MGS-S Customer 6301	\$ 2,250.25	\$ 2,358.08	4.79%	\$ 5,772.98	\$ 5,880.81	1.87%
MGS-S Customer 6302	\$ 2,706.71	\$ 2,824.87	4.37%	\$ 7,445.41	\$ 7,563.57	1.59%
MGS-S Customer 6303	\$ 2,902.01	\$ 3,024.58	4.22%	\$ 8,058.74	\$ 8,181.32	1.52%
MGS-S Customer 6304	\$ 2,028.24	\$ 2,131.03	5.07%	\$ 4,991.44	\$ 5,094.24	2.06%
MGS-S Customer 6305	\$ 1,969.36	\$ 2,070.87	5.15%	\$ 4,892.52	\$ 4,994.03	2.07%
MGS-S Customer 6306	\$ 3,731.30	\$ 3,872.52	3.78%	\$ 10,630.63	\$ 10,771.85	1.33%
MGS-S Customer 6307	\$ 3,260.51	\$ 3,391.16	4.01%	\$ 9,031.84	\$ 9,162.49	1.45%
MGS-S Customer 6308	\$ 2,717.47	\$ 2,822.62	3.87%	\$ 7,600.72	\$ 7,705.87	1.38%
MGS-S Customer 6309	\$ 1,948.15	\$ 2,049.15	5.18%	\$ 4,758.13	\$ 4,859.12	2.12%
MGS-S Customer 6310	\$ 4,719.42	\$ 4,882.99	3.47%	\$ 13,426.14	\$ 13,589.71	1.22%
MGS-S Customer 6311	\$ 2,252.21	\$ 2,360.11	4.79%	\$ 5,782.00	\$ 5,889.89	1.87%
MGS-S Customer 6312	\$ 1,326.78	\$ 1,413.78	6.56%	\$ 2,831.62	\$ 2,918.61	3.07%
MGS-S Customer 6313	\$ 5,786.24	\$ 5,973.94	3.24%	\$ 17,356.46	\$ 17,544.17	1.08%
MGS-S Customer 6314	\$ 6,369.89	\$ 6,570.68	3.15%	\$ 18,674.03	\$ 18,874.82	1.08%
MGS-S Customer 6315	\$ 9,121.62	\$ 9,387.29	2.91%	\$ 26,375.38	\$ 26,641.05	1.01%
MGS-S Customer 6316	\$ 1,476.26	\$ 1,566.65	6.12%	\$ 3,321.14	\$ 3,411.52	2.72%
MGS-S Customer 6317	\$ 4,460.99	\$ 4,618.75	3.54%	\$ 12,825.43	\$ 12,983.19	1.23%

Internal Use

Customer	Distribution 8/23 Prices	Distribution 1/24 Prices	Distribution % Difference	Delivery 8/23 Prices	Delivery 1/24 Prices	Delivery % Difference
MGS-S Customer 6318	\$ 2,176.04	\$ 2,282.19	4.88%	\$ 5,526.39	\$ 5,632.54	1.92%
MGS-S Customer 6319	\$ 3,683.40	\$ 3,823.59	3.81%	\$ 10,393.27	\$ 10,533.45	1.35%
MGS-S Customer 6320	\$ 2,445.78	\$ 2,558.06	4.59%	\$ 6,338.52	\$ 6,450.80	1.77%
MGS-S Customer 6321	\$ 2,241.99	\$ 2,349.63	4.80%	\$ 5,770.97	\$ 5,878.62	1.87%
MGS-S Customer 6322	\$ 12,275.58	\$ 12,609.46	2.72%	\$ 37,769.06	\$ 38,102.94	0.88%
MGS-S Customer 6323	\$ 2,938.43	\$ 3,061.80	4.20%	\$ 8,143.98	\$ 8,267.35	1.51%
MGS-S Customer 6324	\$ 4,139.57	\$ 4,290.04	3.63%	\$ 12,008.08	\$ 12,158.56	1.25%
MGS-S Customer 6325	\$ 2,269.30	\$ 2,364.29	4.19%	\$ 6,082.39	\$ 6,177.37	1.56%
MGS-S Customer 6326	\$ 2,885.78	\$ 3,008.10	4.24%	\$ 7,684.87	\$ 7,807.18	1.59%
MGS-S Customer 6327	\$ 2,896.57	\$ 3,019.00	4.23%	\$ 7,845.19	\$ 7,967.62	1.56%
MGS-S Customer 6328	\$ 3,087.91	\$ 3,214.64	4.10%	\$ 8,405.43	\$ 8,532.16	1.51%
MGS-S Customer 6329	\$ 1,387.43	\$ 1,475.84	6.37%	\$ 3,105.09	\$ 3,193.51	2.85%
MGS-S Customer 6330	\$ 4,482.52	\$ 4,643.58	3.59%	\$ 11,823.02	\$ 11,984.07	1.36%
MGS-S Customer 6331	\$ 1,531.50	\$ 1,609.84	5.12%	\$ 3,772.44	\$ 3,850.77	2.08%
MGS-S Customer 6332	\$ 1,900.53	\$ 1,987.21	4.56%	\$ 5,095.03	\$ 5,181.71	1.70%
MGS-S Customer 6333	\$ 1,993.68	\$ 2,095.77	5.12%	\$ 4,967.94	\$ 5,070.03	2.05%
MGS-S Customer 6334	\$ 1,711.01	\$ 1,793.36	4.81%	\$ 4,253.72	\$ 4,336.06	1.94%
MGS-S Customer 6335	\$ 2,641.41	\$ 2,744.75	3.91%	\$ 7,331.18	\$ 7,434.52	1.41%
MGS-S Customer 6336	\$ 2,256.74	\$ 2,364.71	4.78%	\$ 5,775.87	\$ 5,883.83	1.87%
MGS-S Customer 6337	\$ 1,369.81	\$ 1,444.47	5.45%	\$ 3,267.78	\$ 3,342.44	2.28%
MGS-S Customer 6338	\$ 2,757.09	\$ 2,876.34	4.33%	\$ 7,351.00	\$ 7,470.25	1.62%
MGS-S Customer 6339	\$ 1,525.45	\$ 1,603.67	5.13%	\$ 3,788.89	\$ 3,867.11	2.06%
MGS-S Customer 6340	\$ 2,696.92	\$ 2,801.57	3.88%	\$ 7,626.81	\$ 7,731.46	1.37%
MGS-S Customer 6341	\$ 3,274.33	\$ 3,405.20	4.00%	\$ 9,107.27	\$ 9,238.14	1.44%
MGS-S Customer 6342	\$ 9,076.41	\$ 9,338.23	2.88%	\$ 27,620.53	\$ 27,882.35	0.95%
MGS-S Customer 6343	\$ 906.23	\$ 970.43	7.08%	\$ 1,752.55	\$ 1,816.75	3.66%
MGS-S Customer 6344	\$ 1,825.53	\$ 1,910.50	4.65%	\$ 4,687.97	\$ 4,772.95	1.81%
MGS-S Customer 6345	\$ 1,123.13	\$ 1,192.22	6.15%	\$ 2,464.56	\$ 2,533.65	2.80%
MGS-S Customer 6346	\$ 2,355.71	\$ 2,465.97	4.68%	\$ 6,128.13	\$ 6,238.39	1.80%
MGS-S Customer 6347	\$ 1,847.09	\$ 1,932.56	4.63%	\$ 4,793.41	\$ 4,878.89	1.78%
MGS-S Customer 6348	\$ 1,225.00	\$ 1,296.40	5.83%	\$ 2,795.48	\$ 2,866.88	2.55%
MGS-S Customer 6349	\$ 2,473.25	\$ 2,586.09	4.56%	\$ 6,279.56	\$ 6,392.40	1.80%
MGS-S Customer 6350	\$ 1,452.28	\$ 1,528.76	5.27%	\$ 3,446.91	\$ 3,523.39	2.22%
MGS-S Customer 6351	\$ 1,313.62	\$ 1,387.01	5.59%	\$ 3,017.77	\$ 3,091.16	2.43%
MGS-S Customer 6352	\$ 1,138.23	\$ 1,207.71	6.10%	\$ 2,564.44	\$ 2,633.92	2.71%
MGS-S Customer 6353	\$ 1,817.20	\$ 1,902.01	4.67%	\$ 4,850.18	\$ 4,934.99	1.75%
MGS-S Customer 6354	\$ 1,569.43	\$ 1,661.87	5.89%	\$ 3,675.06	\$ 3,767.50	2.52%
MGS-S Customer 6355	\$ 5,125.56	\$ 5,298.20	3.37%	\$ 14,802.34	\$ 14,974.98	1.17%
MGS-S Customer 6356	\$ 2,406.68	\$ 2,518.07	4.63%	\$ 6,278.47	\$ 6,389.86	1.77%
MGS-S Customer 6357	\$ 3,247.03	\$ 3,377.34	4.01%	\$ 8,952.11	\$ 9,082.42	1.46%

Internal Use

Customer	Distribution 8/23 Prices	Distribution 1/24 Prices	Distribution % Difference	Delivery 8/23 Prices	Delivery 1/24 Prices	Delivery % Difference
MGS-S Customer 6358	\$ 2,146.68	\$ 2,252.19	4.92%	\$ 5,528.64	\$ 5,634.15	1.91%
MGS-S Customer 6359	\$ 2,505.80	\$ 2,619.43	4.53%	\$ 6,643.91	\$ 6,757.54	1.71%
MGS-S Customer 6360	\$ 2,449.90	\$ 2,548.97	4.04%	\$ 6,820.73	\$ 6,919.79	1.45%
MGS-S Customer 6361	\$ 4,684.37	\$ 4,847.04	3.47%	\$ 13,598.40	\$ 13,761.07	1.20%
MGS-S Customer 6362	\$ 2,248.37	\$ 2,356.15	4.79%	\$ 5,782.42	\$ 5,890.20	1.86%
MGS-S Customer 6363	\$ 2,856.43	\$ 2,977.92	4.25%	\$ 7,802.50	\$ 7,924.00	1.56%
MGS-S Customer 6364	\$ 8,364.80	\$ 8,610.65	2.94%	\$ 25,905.77	\$ 26,151.62	0.95%
MGS-S Customer 6365	\$ 2,629.65	\$ 2,746.03	4.43%	\$ 6,925.17	\$ 7,041.55	1.68%
MGS-S Customer 6366	\$ 4,553.88	\$ 4,713.26	3.50%	\$ 12,520.00	\$ 12,679.38	1.27%
MGS-S Customer 6367	\$ 3,574.21	\$ 3,711.67	3.85%	\$ 9,662.51	\$ 9,799.97	1.42%
MGS-S Customer 6368	\$ 1,570.13	\$ 1,662.63	5.89%	\$ 3,622.75	\$ 3,715.25	2.55%
MGS-S Customer 6369	\$ 2,745.72	\$ 2,864.70	4.33%	\$ 7,262.70	\$ 7,381.68	1.64%
MGS-S Customer 6370	\$ 2,263.92	\$ 2,372.33	4.79%	\$ 5,525.10	\$ 5,633.51	1.96%
MGS-S Customer 6371	\$ 3,541.25	\$ 3,678.20	3.87%	\$ 9,905.17	\$ 10,042.12	1.38%
MGS-S Customer 6372	\$ 1,659.59	\$ 1,740.83	4.90%	\$ 4,258.08	\$ 4,339.32	1.91%
MGS-S Customer 6373	\$ 1,648.95	\$ 1,729.95	4.91%	\$ 4,244.26	\$ 4,325.26	1.91%
MGS-S Customer 6374	\$ 1,554.82	\$ 1,633.63	5.07%	\$ 3,727.48	\$ 3,806.29	2.11%
MGS-S Customer 6375	\$ 3,094.47	\$ 3,221.34	4.10%	\$ 8,445.71	\$ 8,572.57	1.50%
MGS-S Customer 6376	\$ 1,287.30	\$ 1,360.20	5.66%	\$ 3,098.16	\$ 3,171.06	2.35%
MGS-S Customer 6377	\$ 1,353.36	\$ 1,427.68	5.49%	\$ 3,224.00	\$ 3,298.33	2.31%
MGS-S Customer 6378	\$ 2,877.32	\$ 2,986.05	3.78%	\$ 7,962.07	\$ 8,070.81	1.37%
MGS-S Customer 6379	\$ 3,166.04	\$ 3,294.58	4.06%	\$ 8,591.02	\$ 8,719.56	1.50%
MGS-S Customer 6380	\$ 1,988.80	\$ 2,077.47	4.46%	\$ 5,336.25	\$ 5,424.91	1.66%
MGS-S Customer 6381	\$ 1,671.10	\$ 1,752.60	4.88%	\$ 4,218.14	\$ 4,299.64	1.93%
MGS-S Customer 6382	\$ 2,224.13	\$ 2,318.11	4.23%	\$ 5,999.98	\$ 6,093.96	1.57%
MGS-S Customer 6383	\$ 1,918.75	\$ 2,005.80	4.54%	\$ 5,108.28	\$ 5,195.34	1.70%
MGS-S Customer 6384	\$ 2,125.18	\$ 2,216.96	4.32%	\$ 5,664.27	\$ 5,756.04	1.62%
MGS-S Customer 6385	\$ 5,903.55	\$ 6,093.83	3.22%	\$ 17,474.72	\$ 17,665.00	1.09%
MGS-S Customer 6386	\$ 1,102.73	\$ 1,184.68	7.43%	\$ 2,138.24	\$ 2,220.19	3.83%
MGS-S Customer 6387	\$ 483.84	\$ 538.56	11.31%	\$ 547.96	\$ 602.68	9.99%
MGS-S Customer 6388	\$ 2,317.92	\$ 2,413.99	4.14%	\$ 6,367.42	\$ 6,463.49	1.51%
MGS-S Customer 6389	\$ 845.02	\$ 907.90	7.44%	\$ 1,643.59	\$ 1,706.47	3.83%
MGS-S Customer 6390	\$ 3,742.06	\$ 3,883.75	3.79%	\$ 10,382.19	\$ 10,523.87	1.36%
MGS-S Customer 6391	\$ 1,570.73	\$ 1,649.97	5.04%	\$ 3,889.76	\$ 3,969.00	2.04%
MGS-S Customer 6392	\$ 1,880.40	\$ 1,979.92	5.29%	\$ 4,573.31	\$ 4,672.83	2.18%
MGS-S Customer 6393	\$ 3,189.80	\$ 3,318.83	4.05%	\$ 8,863.91	\$ 8,992.93	1.46%
MGS-S Customer 6394	\$ 4,331.64	\$ 4,486.43	3.57%	\$ 12,751.99	\$ 12,906.78	1.21%
MGS-S Customer 6395	\$ 1,771.57	\$ 1,855.37	4.73%	\$ 4,610.31	\$ 4,694.11	1.82%
MGS-S Customer 6396	\$ 1,796.96	\$ 1,894.54	5.43%	\$ 4,301.06	\$ 4,398.64	2.27%
MGS-S Customer 6397	\$ 2,077.72	\$ 2,168.36	4.36%	\$ 5,517.39	\$ 5,608.03	1.64%

Internal Use

Customer	Distribution 8/23 Prices	Distribution 1/24 Prices	Distribution % Difference	Delivery 8/23 Prices	Delivery 1/24 Prices	Delivery % Difference
MGS-S Customer 6398	\$ 3,824.68	\$ 3,971.24	3.83%	\$ 9,679.58	\$ 9,826.13	1.51%
MGS-S Customer 6399	\$ 2,108.31	\$ 2,212.97	4.96%	\$ 5,459.97	\$ 5,564.62	1.92%
MGS-S Customer 6400	\$ 4,210.50	\$ 4,362.73	3.62%	\$ 12,289.06	\$ 12,441.29	1.24%
MGS-S Customer 6401	\$ 1,461.93	\$ 1,552.03	6.16%	\$ 3,295.76	\$ 3,385.86	2.73%
MGS-S Customer 6402	\$ 6,804.05	\$ 7,014.76	3.10%	\$ 20,042.02	\$ 20,252.73	1.05%
MGS-S Customer 6403	\$ 1,748.53	\$ 1,845.05	5.52%	\$ 4,195.41	\$ 4,291.93	2.30%
MGS-S Customer 6404	\$ 12,506.10	\$ 12,845.47	2.71%	\$ 40,097.75	\$ 40,437.13	0.85%
MGS-S Customer 6405	\$ 2,363.18	\$ 2,473.59	4.67%	\$ 6,263.19	\$ 6,373.60	1.76%
MGS-S Customer 6406	\$ 2,856.67	\$ 2,978.19	4.25%	\$ 7,848.52	\$ 7,970.04	1.55%
MGS-S Customer 6407	\$ 1,962.56	\$ 2,063.90	5.16%	\$ 4,885.13	\$ 4,986.47	2.07%
MGS-S Customer 6408	\$ 1,831.64	\$ 1,930.04	5.37%	\$ 4,450.97	\$ 4,549.37	2.21%
MGS-S Customer 6409	\$ 2,604.12	\$ 2,719.93	4.45%	\$ 6,977.76	\$ 7,093.57	1.66%
MGS-S Customer 6410	\$ 1,546.66	\$ 1,638.60	5.94%	\$ 3,513.42	\$ 3,605.36	2.62%
MGS-S Customer 6411	\$ 1,592.06	\$ 1,685.04	5.84%	\$ 3,682.02	\$ 3,775.01	2.53%
MGS-S Customer 6412	\$ 1,894.58	\$ 1,994.39	5.27%	\$ 4,698.86	\$ 4,798.67	2.12%
MGS-S Customer 6413	\$ 3,658.88	\$ 3,798.46	3.81%	\$ 10,415.62	\$ 10,555.21	1.34%
MGS-S Customer 6414	\$ 2,682.28	\$ 2,786.55	3.89%	\$ 7,361.93	\$ 7,466.19	1.42%
MGS-S Customer 6415	\$ 1,196.10	\$ 1,280.13	7.03%	\$ 2,438.08	\$ 2,522.12	3.45%
MGS-S Customer 6416	\$ 4,737.94	\$ 4,901.84	3.46%	\$ 13,716.71	\$ 13,880.61	1.19%
MGS-S Customer 6417	\$ 4,450.70	\$ 4,594.97	3.24%	\$ 13,220.45	\$ 13,364.72	1.09%
MGS-S Customer 6418	\$ 1,518.62	\$ 1,596.68	5.14%	\$ 3,768.26	\$ 3,846.32	2.07%
MGS-S Customer 6419	\$ 1,722.14	\$ 1,804.84	4.80%	\$ 4,432.88	\$ 4,515.57	1.87%
MGS-S Customer 6420	\$ 2,118.18	\$ 2,223.05	4.95%	\$ 5,370.15	\$ 5,475.01	1.95%
MGS-S Customer 6421	\$ 1,870.97	\$ 1,970.24	5.31%	\$ 4,600.30	\$ 4,699.57	2.16%
MGS-S Customer 6422	\$ 1,518.21	\$ 1,609.47	6.01%	\$ 3,386.20	\$ 3,477.46	2.70%
MGS-S Customer 6423	\$ 9,886.41	\$ 10,166.39	2.83%	\$ 30,623.60	\$ 30,903.57	0.91%
MGS-S Customer 6424	\$ 948.99	\$ 1,027.47	8.27%	\$ 1,697.31	\$ 1,775.79	4.62%
MGS-S Customer 6425	\$ 1,471.68	\$ 1,548.69	5.23%	\$ 3,698.47	\$ 3,775.47	2.08%
MGS-S Customer 6426	\$ 1,893.20	\$ 1,979.76	4.57%	\$ 4,961.40	\$ 5,047.97	1.74%
MGS-S Customer 6427	\$ 2,293.05	\$ 2,401.87	4.75%	\$ 5,891.64	\$ 6,000.46	1.85%
MGS-S Customer 6428	\$ 2,259.78	\$ 2,367.86	4.78%	\$ 5,951.65	\$ 6,059.73	1.82%
MGS-S Customer 6429	\$ 3,598.99	\$ 3,737.29	3.84%	\$ 10,157.76	\$ 10,296.06	1.36%
MGS-S Customer 6430	\$ 1,757.73	\$ 1,854.40	5.50%	\$ 4,124.58	\$ 4,221.26	2.34%
MGS-S Customer 6431	\$ 2,775.49	\$ 2,895.19	4.31%	\$ 7,351.99	\$ 7,471.68	1.63%
MGS-S Customer 6432	\$ 1,809.99	\$ 1,894.64	4.68%	\$ 4,731.29	\$ 4,815.94	1.79%
MGS-S Customer 6433	\$ 2,436.77	\$ 2,548.82	4.60%	\$ 6,376.39	\$ 6,488.43	1.76%
MGS-S Customer 6434	\$ 1,601.61	\$ 1,694.83	5.82%	\$ 3,861.60	\$ 3,954.82	2.41%
MGS-S Customer 6435	\$ 2,460.92	\$ 2,573.53	4.58%	\$ 6,426.78	\$ 6,539.39	1.75%
MGS-S Customer 6436	\$ 2,226.92	\$ 2,334.22	4.82%	\$ 5,682.77	\$ 5,790.07	1.89%
MGS-S Customer 6437	\$ 8,233.54	\$ 8,481.33	3.01%	\$ 22,510.22	\$ 22,758.01	1.10%

Internal Use

Customer	Distribution 8/23 Prices	Distribution 1/24 Prices	Distribution % Difference	Delivery 8/23 Prices	Delivery 1/24 Prices	Delivery % Difference
MGS-S Customer 6438	\$ 3,292.63	\$ 3,424.15	3.99%	\$ 9,046.79	\$ 9,178.32	1.45%
MGS-S Customer 6439	\$ 7,504.62	\$ 7,732.16	3.03%	\$ 21,902.73	\$ 22,130.28	1.04%
MGS-S Customer 6440	\$ 4,838.76	\$ 4,991.73	3.16%	\$ 14,468.38	\$ 14,621.35	1.06%
MGS-S Customer 6441	\$ 1,906.22	\$ 1,993.01	4.55%	\$ 4,940.47	\$ 5,027.27	1.76%
MGS-S Customer 6442	\$ 2,108.46	\$ 2,213.07	4.96%	\$ 5,129.47	\$ 5,234.08	2.04%
MGS-S Customer 6443	\$ 2,242.90	\$ 2,350.57	4.80%	\$ 5,656.62	\$ 5,764.29	1.90%
MGS-S Customer 6444	\$ 1,865.60	\$ 1,964.78	5.32%	\$ 4,523.46	\$ 4,622.64	2.19%
MGS-S Customer 6445	\$ 2,371.54	\$ 2,482.09	4.66%	\$ 6,163.19	\$ 6,273.74	1.79%
MGS-S Customer 6446	\$ 2,476.91	\$ 2,589.85	4.56%	\$ 6,501.47	\$ 6,614.41	1.74%
MGS-S Customer 6447	\$ 1,417.69	\$ 1,506.75	6.28%	\$ 3,041.04	\$ 3,130.10	2.93%
MGS-S Customer 6448	\$ 1,936.23	\$ 2,036.95	5.20%	\$ 4,761.32	\$ 4,862.05	2.12%
MGS-S Customer 6449	\$ 1,392.57	\$ 1,481.06	6.35%	\$ 3,072.62	\$ 3,161.11	2.88%
MGS-S Customer 6450	\$ 5,827.76	\$ 6,016.29	3.24%	\$ 17,413.07	\$ 17,601.60	1.08%
MGS-S Customer 6451	\$ 1,557.74	\$ 1,636.68	5.07%	\$ 3,809.33	\$ 3,888.28	2.07%
MGS-S Customer 6452	\$ 7,644.12	\$ 7,873.64	3.00%	\$ 23,303.23	\$ 23,532.75	0.98%
MGS-S Customer 6453	\$ 4,988.58	\$ 5,158.15	3.40%	\$ 14,550.53	\$ 14,720.10	1.17%
MGS-S Customer 6454	\$ 2,486.56	\$ 2,586.47	4.02%	\$ 6,960.22	\$ 7,060.13	1.44%
MGS-S Customer 6455	\$ 3,384.31	\$ 3,517.81	3.94%	\$ 9,486.30	\$ 9,619.80	1.41%
MGS-S Customer 6456	\$ 3,247.79	\$ 3,378.26	4.02%	\$ 9,146.16	\$ 9,276.63	1.43%
MGS-S Customer 6457	\$ 858.37	\$ 934.83	8.91%	\$ 1,349.23	\$ 1,425.68	5.67%
MGS-S Customer 6458	\$ 2,286.14	\$ 2,394.79	4.75%	\$ 5,953.39	\$ 6,062.04	1.83%
MGS-S Customer 6459	\$ 1,766.94	\$ 1,863.87	5.49%	\$ 4,270.97	\$ 4,367.91	2.27%
MGS-S Customer 6460	\$ 4,159.98	\$ 4,310.94	3.63%	\$ 12,033.99	\$ 12,184.95	1.25%
MGS-S Customer 6461	\$ 3,166.28	\$ 3,294.77	4.06%	\$ 8,876.45	\$ 9,004.93	1.45%
MGS-S Customer 6462	\$ 1,471.37	\$ 1,561.61	6.13%	\$ 3,244.50	\$ 3,334.74	2.78%
MGS-S Customer 6463	\$ 2,001.32	\$ 2,103.52	5.11%	\$ 4,963.36	\$ 5,065.57	2.06%
MGS-S Customer 6464	\$ 2,689.10	\$ 2,806.80	4.38%	\$ 7,263.88	\$ 7,381.59	1.62%
MGS-S Customer 6465	\$ 2,337.12	\$ 2,433.61	4.13%	\$ 6,262.27	\$ 6,358.76	1.54%
MGS-S Customer 6466	\$ 5,276.68	\$ 5,452.82	3.34%	\$ 15,970.77	\$ 16,146.91	1.10%
MGS-S Customer 6467	\$ 2,400.92	\$ 2,512.16	4.63%	\$ 6,231.55	\$ 6,342.79	1.79%
MGS-S Customer 6468	\$ 1,487.39	\$ 1,564.75	5.20%	\$ 3,689.33	\$ 3,766.68	2.10%
MGS-S Customer 6469	\$ 1,603.24	\$ 1,696.48	5.82%	\$ 3,708.61	\$ 3,801.85	2.51%
MGS-S Customer 6470	\$ 1,340.30	\$ 1,427.61	6.51%	\$ 2,889.09	\$ 2,976.40	3.02%
MGS-S Customer 6471	\$ 3,677.78	\$ 3,817.80	3.81%	\$ 10,492.27	\$ 10,632.29	1.33%
MGS-S Customer 6472	\$ 2,324.77	\$ 2,434.29	4.71%	\$ 6,230.62	\$ 6,340.14	1.76%
MGS-S Customer 6473	\$ 3,980.29	\$ 4,127.12	3.69%	\$ 11,224.67	\$ 11,371.49	1.31%
MGS-S Customer 6474	\$ 943.76	\$ 1,022.15	8.31%	\$ 1,648.49	\$ 1,726.87	4.75%
MGS-S Customer 6475	\$ 28,349.96	\$ 29,089.84	2.61%	\$ 74,038.76	\$ 74,778.64	1.00%
MGS-S Customer 6476	\$ 14,114.74	\$ 14,490.31	2.66%	\$ 45,127.25	\$ 45,502.83	0.83%
MGS-S Customer 6477	\$ 1,206.42	\$ 1,290.71	6.99%	\$ 2,467.38	\$ 2,551.67	3.42%

Internal Use

Customer	Distribution 8/23 Prices	Distribution 1/24 Prices	Distribution % Difference	Delivery 8/23 Prices	Delivery 1/24 Prices	Delivery % Difference
MGS-S Customer 6478	\$ 3,904.42	\$ 4,049.57	3.72%	\$ 10,828.54	\$ 10,973.69	1.34%
MGS-S Customer 6479	\$ 1,981.77	\$ 2,083.54	5.14%	\$ 4,972.01	\$ 5,073.78	2.05%
MGS-S Customer 6480	\$ 3,040.89	\$ 3,166.59	4.13%	\$ 8,275.18	\$ 8,400.88	1.52%
MGS-S Customer 6481	\$ 5,829.28	\$ 6,021.66	3.30%	\$ 15,788.70	\$ 15,981.07	1.22%
MGS-S Customer 6482	\$ 3,393.82	\$ 3,527.44	3.94%	\$ 9,578.47	\$ 9,712.09	1.40%
MGS-S Customer 6483	\$ 10,667.41	\$ 10,965.05	2.79%	\$ 33,148.06	\$ 33,445.70	0.90%
MGS-S Customer 6484	\$ 1,668.45	\$ 1,763.17	5.68%	\$ 3,936.62	\$ 4,031.34	2.41%
MGS-S Customer 6485	\$ 1,469.61	\$ 1,559.87	6.14%	\$ 3,340.42	\$ 3,430.68	2.70%
MGS-S Customer 6486	\$ 1,359.88	\$ 1,434.40	5.48%	\$ 3,256.35	\$ 3,330.86	2.29%
MGS-S Customer 6487	\$ 1,545.84	\$ 1,624.54	5.09%	\$ 3,868.22	\$ 3,946.93	2.03%
MGS-S Customer 6488	\$ 2,885.24	\$ 3,007.42	4.23%	\$ 7,893.30	\$ 8,015.49	1.55%
MGS-S Customer 6489	\$ 1,826.18	\$ 1,911.21	4.66%	\$ 4,662.55	\$ 4,747.58	1.82%
MGS-S Customer 6490	\$ 2,064.45	\$ 2,168.12	5.02%	\$ 5,117.61	\$ 5,221.28	2.03%
MGS-S Customer 6491	\$ 2,209.51	\$ 2,303.17	4.24%	\$ 5,880.04	\$ 5,973.70	1.59%
MGS-S Customer 6492	\$ 13,307.94	\$ 13,665.60	2.69%	\$ 40,797.72	\$ 41,155.37	0.88%
MGS-S Customer 6493	\$ 2,418.62	\$ 2,530.25	4.62%	\$ 6,280.55	\$ 6,392.19	1.78%
MGS-S Customer 6494	\$ 2,149.22	\$ 2,254.82	4.91%	\$ 5,361.44	\$ 5,467.04	1.97%
MGS-S Customer 6495	\$ 1,381.61	\$ 1,456.60	5.43%	\$ 3,342.52	\$ 3,417.51	2.24%
MGS-S Customer 6496	\$ 12,231.33	\$ 12,564.23	2.72%	\$ 38,382.15	\$ 38,715.05	0.87%
MGS-S Customer 6497	\$ 2,309.14	\$ 2,405.02	4.15%	\$ 6,253.57	\$ 6,349.45	1.53%
MGS-S Customer 6498	\$ 2,425.78	\$ 2,524.27	4.06%	\$ 6,663.07	\$ 6,761.56	1.48%
MGS-S Customer 6499	\$ 8,040.95	\$ 8,279.62	2.97%	\$ 24,304.37	\$ 24,543.05	0.98%
MGS-S Customer 6500	\$ 5,176.44	\$ 5,350.37	3.36%	\$ 15,105.56	\$ 15,279.49	1.15%
MGS-S Customer 6501	\$ 2,812.78	\$ 2,933.28	4.28%	\$ 7,605.89	\$ 7,726.39	1.58%
MGS-S Customer 6502	\$ 1,702.70	\$ 1,798.17	5.61%	\$ 4,033.90	\$ 4,129.36	2.37%
MGS-S Customer 6503	\$ 1,188.30	\$ 1,272.20	7.06%	\$ 2,373.63	\$ 2,457.54	3.54%
MGS-S Customer 6504	\$ 1,987.89	\$ 2,089.84	5.13%	\$ 4,952.30	\$ 5,054.25	2.06%
MGS-S Customer 6505	\$ 3,593.51	\$ 3,731.69	3.85%	\$ 10,103.47	\$ 10,241.64	1.37%
MGS-S Customer 6506	\$ 2,297.15	\$ 2,406.00	4.74%	\$ 5,930.35	\$ 6,039.20	1.84%
MGS-S Customer 6507	\$ 8,223.26	\$ 8,470.30	3.00%	\$ 22,999.04	\$ 23,246.08	1.07%
MGS-S Customer 6508	\$ 16,857.66	\$ 17,303.77	2.65%	\$ 48,993.18	\$ 49,439.30	0.91%
MGS-S Customer 6509	\$ 6,419.79	\$ 6,621.80	3.15%	\$ 19,191.25	\$ 19,393.26	1.05%
MGS-S Customer 6510	\$ 5,338.60	\$ 5,516.20	3.33%	\$ 15,885.19	\$ 16,062.79	1.12%
MGS-S Customer 6511	\$ 2,540.33	\$ 2,654.70	4.50%	\$ 6,738.14	\$ 6,852.52	1.70%
MGS-S Customer 6512	\$ 1,071.76	\$ 1,153.01	7.58%	\$ 2,062.15	\$ 2,143.41	3.94%
MGS-S Customer 6513	\$ 2,596.67	\$ 2,712.34	4.45%	\$ 7,198.18	\$ 7,313.85	1.61%
MGS-S Customer 6514	\$ 2,316.83	\$ 2,426.18	4.72%	\$ 5,876.83	\$ 5,986.19	1.86%
MGS-S Customer 6515	\$ 8,937.81	\$ 9,196.64	2.90%	\$ 27,679.06	\$ 27,937.89	0.94%
MGS-S Customer 6516	\$ 4,859.47	\$ 5,026.28	3.43%	\$ 14,290.46	\$ 14,457.27	1.17%
MGS-S Customer 6517	\$ 2,635.42	\$ 2,751.94	4.42%	\$ 6,945.44	\$ 7,061.97	1.68%

Customer	Distribution 8/23 Prices	Distribution 1/24 Prices	Distribution % Difference	Delivery 8/23 Prices	Delivery 1/24 Prices	Delivery % Difference
MGS-S Customer 6518	\$ 3,011.92	\$ 3,136.91	4.15%	\$ 8,207.08	\$ 8,332.07	1.52%
MGS-S Customer 6519	\$ 5,021.22	\$ 5,191.58	3.39%	\$ 14,521.02	\$ 14,691.38	1.17%
MGS-S Customer 6520	\$ 3,351.85	\$ 3,484.53	3.96%	\$ 9,305.23	\$ 9,437.91	1.43%
MGS-S Customer 6521	\$ 6,817.52	\$ 7,028.38	3.09%	\$ 20,677.44	\$ 20,888.30	1.02%
MGS-S Customer 6522	\$ 1,463.73	\$ 1,553.81	6.15%	\$ 3,245.08	\$ 3,335.16	2.78%
MGS-S Customer 6523	\$ 1,599.17	\$ 1,692.34	5.83%	\$ 3,751.37	\$ 3,844.55	2.48%
MGS-S Customer 6524	\$ 1,993.77	\$ 2,095.84	5.12%	\$ 4,931.04	\$ 5,033.10	2.07%
MGS-S Customer 6525	\$ 3,832.15	\$ 3,962.41	3.40%	\$ 11,422.85	\$ 11,553.12	1.14%
MGS-S Customer 6526	\$ 2,112.21	\$ 2,216.93	4.96%	\$ 5,443.98	\$ 5,548.70	1.92%
MGS-S Customer 6527	\$ 1,101.00	\$ 1,169.59	6.23%	\$ 2,353.85	\$ 2,422.44	2.91%
MGS-S Customer 6528	\$ 9,162.25	\$ 9,426.19	2.88%	\$ 27,600.60	\$ 27,864.53	0.96%
MGS-S Customer 6529	\$ 1,060.97	\$ 1,128.67	6.38%	\$ 2,236.74	\$ 2,304.44	3.03%
MGS-S Customer 6530	\$ 1,618.99	\$ 1,699.33	4.96%	\$ 4,081.09	\$ 4,161.43	1.97%
MGS-S Customer 6531	\$ 4,273.30	\$ 4,426.84	3.59%	\$ 12,039.10	\$ 12,192.64	1.28%
MGS-S Customer 6532	\$ 3,387.28	\$ 3,520.73	3.94%	\$ 9,303.45	\$ 9,436.90	1.43%
MGS-S Customer 6533	\$ 1,269.00	\$ 1,354.72	6.75%	\$ 2,713.66	\$ 2,799.38	3.16%
MGS-S Customer 6534	\$ 2,190.29	\$ 2,296.82	4.86%	\$ 5,487.68	\$ 5,594.20	1.94%
MGS-S Customer 6535	\$ 8,564.17	\$ 8,815.03	2.93%	\$ 25,885.96	\$ 26,136.82	0.97%
MGS-S Customer 6536	\$ 1,115.54	\$ 1,197.79	7.37%	\$ 2,208.53	\$ 2,290.78	3.72%
MGS-S Customer 6537	\$ 1,216.22	\$ 1,300.73	6.95%	\$ 2,511.23	\$ 2,595.74	3.37%
MGS-S Customer 6538	\$ 2,019.06	\$ 2,121.67	5.08%	\$ 5,011.19	\$ 5,113.80	2.05%
MGS-S Customer 6539	\$ 14,826.12	\$ 15,217.77	2.64%	\$ 45,737.11	\$ 46,128.76	0.86%
MGS-S Customer 6540	\$ 1,833.43	\$ 1,931.84	5.37%	\$ 4,444.14	\$ 4,542.56	2.21%
MGS-S Customer 6541	\$ 1,145.65	\$ 1,215.28	6.08%	\$ 2,560.97	\$ 2,630.61	2.72%
MGS-S Customer 6542	\$ 1,987.53	\$ 2,089.46	5.13%	\$ 5,063.81	\$ 5,165.74	2.01%
MGS-S Customer 6543	\$ 3,814.69	\$ 3,944.66	3.41%	\$ 10,921.24	\$ 11,051.20	1.19%
MGS-S Customer 6544	\$ 6,507.52	\$ 6,711.42	3.13%	\$ 19,183.17	\$ 19,387.07	1.06%
MGS-S Customer 6545	\$ 3,538.72	\$ 3,676.00	3.88%	\$ 10,116.89	\$ 10,254.17	1.36%
MGS-S Customer 6546	\$ 4,038.65	\$ 4,186.85	3.67%	\$ 11,836.15	\$ 11,984.34	1.25%
MGS-S Customer 6547	\$ 2,930.00	\$ 3,053.18	4.20%	\$ 8,028.23	\$ 8,151.41	1.53%
MGS-S Customer 6548	\$ 1,848.32	\$ 1,933.84	4.63%	\$ 4,849.99	\$ 4,935.51	1.76%
MGS-S Customer 6549	\$ 6,939.82	\$ 7,153.39	3.08%	\$ 21,065.64	\$ 21,279.20	1.01%
MGS-S Customer 6550	\$ 1,998.98	\$ 2,101.15	5.11%	\$ 4,949.97	\$ 5,052.14	2.06%
MGS-S Customer 6551	\$ 2,179.72	\$ 2,285.98	4.87%	\$ 5,612.17	\$ 5,718.43	1.89%
MGS-S Customer 6552	\$ 2,633.53	\$ 2,750.03	4.42%	\$ 6,941.06	\$ 7,057.56	1.68%
MGS-S Customer 6553	\$ 1,573.29	\$ 1,652.60	5.04%	\$ 3,880.52	\$ 3,959.83	2.04%
MGS-S Customer 6554	\$ 4,015.20	\$ 4,162.85	3.68%	\$ 11,467.97	\$ 11,615.61	1.29%
MGS-S Customer 6555	\$ 896.02	\$ 960.07	7.15%	\$ 2,062.42	\$ 2,126.47	3.11%
MGS-S Customer 6556	\$ 2,303.13	\$ 2,412.23	4.74%	\$ 5,998.76	\$ 6,107.87	1.82%
MGS-S Customer 6557	\$ 744.19	\$ 804.79	8.14%	\$ 1,553.28	\$ 1,613.88	3.90%

Internal Use

Customer	Distribution 8/23 Prices	Distribution 1/24 Prices	Distribution % Difference	Delivery 8/23 Prices	Delivery 1/24 Prices	Delivery % Difference
MGS-S Customer 6558	\$ 1,754.48	\$ 1,837.87	4.75%	\$ 4,484.76	\$ 4,568.15	1.86%
MGS-S Customer 6559	\$ 1,878.03	\$ 1,977.52	5.30%	\$ 4,520.89	\$ 4,620.38	2.20%
MGS-S Customer 6560	\$ 2,807.82	\$ 2,928.26	4.29%	\$ 7,686.54	\$ 7,806.97	1.57%
MGS-S Customer 6561	\$ 3,392.20	\$ 3,525.83	3.94%	\$ 9,662.42	\$ 9,796.05	1.38%
MGS-S Customer 6562	\$ 5,145.06	\$ 5,318.32	3.37%	\$ 15,189.73	\$ 15,362.99	1.14%
MGS-S Customer 6563	\$ 1,455.36	\$ 1,531.99	5.27%	\$ 3,573.53	\$ 3,650.17	2.14%
MGS-S Customer 6564	\$ 1,772.18	\$ 1,855.99	4.73%	\$ 4,601.83	\$ 4,685.63	1.82%
MGS-S Customer 6565	\$ 5,488.23	\$ 5,669.11	3.30%	\$ 16,299.21	\$ 16,480.09	1.11%
MGS-S Customer 6566	\$ 2,389.59	\$ 2,487.30	4.09%	\$ 6,514.26	\$ 6,611.96	1.50%
MGS-S Customer 6567	\$ 7,829.05	\$ 8,062.77	2.99%	\$ 23,379.43	\$ 23,613.16	1.00%
MGS-S Customer 6568	\$ 2,030.17	\$ 2,133.04	5.07%	\$ 5,092.01	\$ 5,194.87	2.02%
MGS-S Customer 6569	\$ 1,765.53	\$ 1,849.16	4.74%	\$ 4,555.36	\$ 4,638.99	1.84%
MGS-S Customer 6570	\$ 1,836.73	\$ 1,935.24	5.36%	\$ 4,528.14	\$ 4,626.65	2.18%
MGS-S Customer 6571	\$ 4,619.42	\$ 4,780.77	3.49%	\$ 13,208.56	\$ 13,369.91	1.22%
MGS-S Customer 6572	\$ 1,937.09	\$ 2,024.70	4.52%	\$ 5,025.55	\$ 5,113.16	1.74%
MGS-S Customer 6573	\$ 1,882.32	\$ 1,981.86	5.29%	\$ 4,582.04	\$ 4,681.57	2.17%
MGS-S Customer 6574	\$ 2,593.05	\$ 2,708.69	4.46%	\$ 6,820.78	\$ 6,936.42	1.70%
MGS-S Customer 6575	\$ 1,298.07	\$ 1,384.41	6.65%	\$ 2,736.69	\$ 2,823.04	3.16%
MGS-S Customer 6576	\$ 8,121.80	\$ 8,362.22	2.96%	\$ 24,748.81	\$ 24,989.23	0.97%
MGS-S Customer 6577	\$ 876.29	\$ 953.11	8.77%	\$ 1,356.85	\$ 1,433.67	5.66%
MGS-S Customer 6578	\$ 7,485.29	\$ 7,711.41	3.02%	\$ 22,947.09	\$ 23,173.21	0.99%
MGS-S Customer 6579	\$ 1,206.34	\$ 1,277.36	5.89%	\$ 2,797.45	\$ 2,868.48	2.54%
MGS-S Customer 6580	\$ 7,004.14	\$ 7,220.63	3.09%	\$ 20,527.37	\$ 20,743.86	1.05%
MGS-S Customer 6581	\$ 1,765.25	\$ 1,862.14	5.49%	\$ 4,285.21	\$ 4,382.10	2.26%
MGS-S Customer 6582	\$ 1,560.71	\$ 1,639.75	5.06%	\$ 3,867.65	\$ 3,946.68	2.04%
MGS-S Customer 6583	\$ 2,441.73	\$ 2,553.91	4.59%	\$ 6,454.00	\$ 6,566.18	1.74%
MGS-S Customer 6584	\$ 3,052.28	\$ 3,178.19	4.13%	\$ 8,204.40	\$ 8,330.30	1.53%
MGS-S Customer 6585	\$ 2,762.83	\$ 2,882.23	4.32%	\$ 7,480.24	\$ 7,599.64	1.60%
MGS-S Customer 6586	\$ 1,800.52	\$ 1,898.22	5.43%	\$ 4,371.53	\$ 4,469.22	2.23%
MGS-S Customer 6587	\$ 1,880.07	\$ 1,979.53	5.29%	\$ 4,550.17	\$ 4,649.64	2.19%
MGS-S Customer 6588	\$ 3,477.19	\$ 3,612.72	3.90%	\$ 9,836.48	\$ 9,972.01	1.38%
MGS-S Customer 6589	\$ 2,245.10	\$ 2,339.69	4.21%	\$ 6,345.19	\$ 6,439.77	1.49%
MGS-S Customer 6590	\$ 3,510.38	\$ 3,646.67	3.88%	\$ 9,725.26	\$ 9,861.55	1.40%
MGS-S Customer 6591	\$ 1,699.15	\$ 1,796.86	5.75%	\$ 3,307.27	\$ 3,404.98	2.95%
MGS-S Customer 6592	\$ 3,493.73	\$ 3,629.60	3.89%	\$ 9,702.24	\$ 9,838.10	1.40%
MGS-S Customer 6593	\$ 2,530.03	\$ 2,644.21	4.51%	\$ 6,766.08	\$ 6,880.26	1.69%
MGS-S Customer 6594	\$ 1,517.20	\$ 1,608.50	6.02%	\$ 3,434.10	\$ 3,525.40	2.66%
MGS-S Customer 6595	\$ 3,563.80	\$ 3,701.27	3.86%	\$ 10,050.77	\$ 10,188.23	1.37%
MGS-S Customer 6596	\$ 730.23	\$ 790.51	8.25%	\$ 1,273.99	\$ 1,334.27	4.73%
MGS-S Customer 6597	\$ 2,276.51	\$ 2,371.66	4.18%	\$ 6,169.34	\$ 6,264.48	1.54%

Internal Use

Customer	Distribution 8/23 Prices	Distribution 1/24 Prices	Distribution % Difference	Delivery 8/23 Prices	Delivery 1/24 Prices	Delivery % Difference
MGS-S Customer 6598	\$ 1,783.13	\$ 1,880.48	5.46%	\$ 4,275.83	\$ 4,373.17	2.28%
MGS-S Customer 6599	\$ 483.84	\$ 538.56	11.31%	\$ 514.67	\$ 569.39	10.63%
MGS-S Customer 6600	\$ 6,664.52	\$ 6,872.05	3.11%	\$ 20,156.72	\$ 20,364.25	1.03%
MGS-S Customer 6601	\$ 2,047.55	\$ 2,137.52	4.39%	\$ 5,420.17	\$ 5,510.13	1.66%
MGS-S Customer 6602	\$ 5,034.44	\$ 5,205.11	3.39%	\$ 14,837.81	\$ 15,008.48	1.15%
MGS-S Customer 6603	\$ 1,314.37	\$ 1,387.80	5.59%	\$ 3,088.71	\$ 3,162.13	2.38%
MGS-S Customer 6604	\$ 2,107.67	\$ 2,212.29	4.96%	\$ 5,284.39	\$ 5,389.01	1.98%
MGS-S Customer 6605	\$ 1,485.69	\$ 1,576.25	6.10%	\$ 3,219.16	\$ 3,309.72	2.81%
MGS-S Customer 6606	\$ 6,840.32	\$ 7,051.73	3.09%	\$ 20,536.93	\$ 20,748.34	1.03%
MGS-S Customer 6607	\$ 3,332.81	\$ 3,465.10	3.97%	\$ 9,186.33	\$ 9,318.62	1.44%
MGS-S Customer 6608	\$ 1,867.25	\$ 1,966.44	5.31%	\$ 4,573.17	\$ 4,672.37	2.17%
MGS-S Customer 6609	\$ 1,809.61	\$ 1,907.52	5.41%	\$ 4,284.48	\$ 4,382.39	2.29%
MGS-S Customer 6610	\$ 1,432.64	\$ 1,522.02	6.24%	\$ 3,184.50	\$ 3,273.88	2.81%
MGS-S Customer 6611	\$ 3,851.57	\$ 3,995.60	3.74%	\$ 11,308.98	\$ 11,453.01	1.27%
MGS-S Customer 6612	\$ 1,417.03	\$ 1,506.08	6.28%	\$ 3,282.88	\$ 3,371.93	2.71%
MGS-S Customer 6613	\$ 2,914.80	\$ 3,037.63	4.21%	\$ 7,970.51	\$ 8,093.34	1.54%
MGS-S Customer 6614	\$ 1,982.26	\$ 2,084.06	5.14%	\$ 4,910.87	\$ 5,012.67	2.07%
MGS-S Customer 6615	\$ 1,681.71	\$ 1,776.75	5.65%	\$ 3,964.22	\$ 4,059.26	2.40%
MGS-S Customer 6616	\$ 3,652.55	\$ 3,792.05	3.82%	\$ 10,060.66	\$ 10,200.16	1.39%
MGS-S Customer 6617	\$ 3,173.37	\$ 3,302.10	4.06%	\$ 9,040.51	\$ 9,169.25	1.42%
MGS-S Customer 6618	\$ 1,571.82	\$ 1,664.34	5.89%	\$ 3,638.94	\$ 3,731.46	2.54%
MGS-S Customer 6619	\$ 5,901.64	\$ 6,092.51	3.23%	\$ 17,510.36	\$ 17,701.23	1.09%
MGS-S Customer 6620	\$ 1,222.68	\$ 1,307.38	6.93%	\$ 2,595.36	\$ 2,680.06	3.26%
MGS-S Customer 6621	\$ 1,415.27	\$ 1,504.24	6.29%	\$ 3,109.36	\$ 3,198.34	2.86%
MGS-S Customer 6622	\$ 2,162.93	\$ 2,255.57	4.28%	\$ 5,923.22	\$ 6,015.87	1.56%
MGS-S Customer 6623	\$ 4,908.91	\$ 5,076.75	3.42%	\$ 14,102.51	\$ 14,270.36	1.19%
MGS-S Customer 6624	\$ 2,195.37	\$ 2,288.71	4.25%	\$ 5,930.16	\$ 6,023.50	1.57%
MGS-S Customer 6625	\$ 3,896.80	\$ 4,041.78	3.72%	\$ 11,111.92	\$ 11,256.90	1.30%
MGS-S Customer 6626	\$ 1,863.15	\$ 1,962.27	5.32%	\$ 4,585.19	\$ 4,684.31	2.16%
MGS-S Customer 6627	\$ 1,565.08	\$ 1,657.47	5.90%	\$ 3,685.37	\$ 3,777.77	2.51%
MGS-S Customer 6628	\$ 1,664.87	\$ 1,759.50	5.68%	\$ 3,980.09	\$ 4,074.72	2.38%
MGS-S Customer 6629	\$ 4,186.60	\$ 4,338.17	3.62%	\$ 11,951.72	\$ 12,103.30	1.27%
MGS-S Customer 6630	\$ 1,811.15	\$ 1,895.79	4.67%	\$ 4,614.02	\$ 4,698.66	1.83%
MGS-S Customer 6631	\$ 1,330.33	\$ 1,417.42	6.55%	\$ 2,887.65	\$ 2,974.74	3.02%
MGS-S Customer 6632	\$ 2,927.16	\$ 3,050.28	4.21%	\$ 8,102.84	\$ 8,225.96	1.52%
MGS-S Customer 6633	\$ 1,769.90	\$ 1,853.62	4.73%	\$ 4,600.18	\$ 4,683.90	1.82%
MGS-S Customer 6634	\$ 875.17	\$ 938.74	7.26%	\$ 1,735.98	\$ 1,799.56	3.66%
MGS-S Customer 6635	\$ 2,459.21	\$ 2,571.73	4.58%	\$ 6,488.03	\$ 6,600.55	1.73%
MGS-S Customer 6636	\$ 1,862.61	\$ 1,948.44	4.61%	\$ 4,930.10	\$ 5,015.93	1.74%
MGS-S Customer 6637	\$ 1,422.36	\$ 1,498.28	5.34%	\$ 3,484.30	\$ 3,560.21	2.18%

Internal Use

Customer	Distribution 8/23 Prices	Distribution 1/24 Prices	Distribution % Difference	Delivery 8/23 Prices	Delivery 1/24 Prices	Delivery % Difference
MGS-S Customer 6638	\$ 9,737.52	\$ 10,014.18	2.84%	\$ 30,345.45	\$ 30,622.11	0.91%
MGS-S Customer 6639	\$ 3,805.93	\$ 3,948.85	3.76%	\$ 10,815.11	\$ 10,958.03	1.32%
MGS-S Customer 6640	\$ 1,971.58	\$ 2,059.86	4.48%	\$ 5,186.89	\$ 5,275.17	1.70%
MGS-S Customer 6641	\$ 6,442.08	\$ 6,645.74	3.16%	\$ 18,850.38	\$ 19,054.04	1.08%
MGS-S Customer 6642	\$ 2,290.26	\$ 2,398.95	4.75%	\$ 5,894.90	\$ 6,003.59	1.84%
MGS-S Customer 6643	\$ 19,455.11	\$ 19,955.91	2.57%	\$ 59,058.61	\$ 59,559.41	0.85%
MGS-S Customer 6644	\$ 1,829.45	\$ 1,927.80	5.38%	\$ 4,462.53	\$ 4,560.88	2.20%
MGS-S Customer 6645	\$ 4,407.37	\$ 4,563.87	3.55%	\$ 12,555.43	\$ 12,711.93	1.25%
MGS-S Customer 6646	\$ 2,711.03	\$ 2,829.26	4.36%	\$ 7,305.02	\$ 7,423.25	1.62%
MGS-S Customer 6647	\$ 1,177.29	\$ 1,260.96	7.11%	\$ 2,428.16	\$ 2,511.84	3.45%
MGS-S Customer 6648	\$ 1,055.86	\$ 1,123.48	6.40%	\$ 2,296.38	\$ 2,364.00	2.94%
MGS-S Customer 6649	\$ 966.36	\$ 1,031.97	6.79%	\$ 2,017.73	\$ 2,083.33	3.25%
MGS-S Customer 6650	\$ 1,094.63	\$ 1,163.13	6.26%	\$ 2,419.15	\$ 2,487.65	2.83%
MGS-S Customer 6651	\$ 4,794.31	\$ 4,959.51	3.45%	\$ 13,832.77	\$ 13,997.97	1.19%
MGS-S Customer 6652	\$ 8,134.33	\$ 8,375.08	2.96%	\$ 24,800.14	\$ 25,040.89	0.97%
MGS-S Customer 6653	\$ 5,652.48	\$ 5,837.11	3.27%	\$ 17,138.16	\$ 17,322.79	1.08%
MGS-S Customer 6654	\$ 1,558.61	\$ 1,637.58	5.07%	\$ 3,921.46	\$ 4,000.43	2.01%
MGS-S Customer 6655	\$ 1,986.94	\$ 2,088.85	5.13%	\$ 4,938.46	\$ 5,040.37	2.06%
MGS-S Customer 6656	\$ 15,912.41	\$ 16,330.65	2.63%	\$ 50,265.54	\$ 50,683.78	0.83%
MGS-S Customer 6657	\$ 2,396.95	\$ 2,508.10	4.64%	\$ 6,269.66	\$ 6,380.80	1.77%
MGS-S Customer 6658	\$ 4,423.28	\$ 4,580.11	3.55%	\$ 12,890.58	\$ 13,047.42	1.22%
MGS-S Customer 6659	\$ 1,899.87	\$ 1,999.86	5.26%	\$ 4,625.56	\$ 4,725.56	2.16%
MGS-S Customer 6660	\$ 2,744.44	\$ 2,863.43	4.34%	\$ 7,471.39	\$ 7,590.38	1.59%
MGS-S Customer 6661	\$ 1,461.52	\$ 1,538.30	5.25%	\$ 3,616.17	\$ 3,692.95	2.12%
MGS-S Customer 6662	\$ 15,782.00	\$ 16,198.48	2.64%	\$ 49,078.67	\$ 49,495.15	0.85%
MGS-S Customer 6663	\$ 2,176.50	\$ 2,282.65	4.88%	\$ 5,528.73	\$ 5,634.88	1.92%
MGS-S Customer 6664	\$ 2,156.59	\$ 2,248.96	4.28%	\$ 5,670.07	\$ 5,762.44	1.63%
MGS-S Customer 6665	\$ 2,170.95	\$ 2,277.00	4.88%	\$ 5,539.59	\$ 5,645.64	1.91%
MGS-S Customer 6666	\$ 1,786.23	\$ 1,870.33	4.71%	\$ 4,700.04	\$ 4,784.14	1.79%
MGS-S Customer 6667	\$ 1,225.86	\$ 1,310.62	6.91%	\$ 2,546.27	\$ 2,631.03	3.33%
MGS-S Customer 6668	\$ 1,098.12	\$ 1,166.69	6.24%	\$ 2,434.40	\$ 2,502.97	2.82%
MGS-S Customer 6669	\$ 1,706.77	\$ 1,789.08	4.82%	\$ 4,399.25	\$ 4,481.56	1.87%
MGS-S Customer 6670	\$ 1,412.60	\$ 1,501.55	6.30%	\$ 3,139.46	\$ 3,228.41	2.83%
MGS-S Customer 6671	\$ 2,043.44	\$ 2,146.61	5.05%	\$ 5,192.61	\$ 5,295.78	1.99%
MGS-S Customer 6672	\$ 7,858.54	\$ 8,092.85	2.98%	\$ 22,828.90	\$ 23,063.21	1.03%
MGS-S Customer 6673	\$ 3,791.11	\$ 3,933.74	3.76%	\$ 10,773.31	\$ 10,915.93	1.32%
MGS-S Customer 6674	\$ 9,921.68	\$ 10,202.78	2.83%	\$ 30,225.08	\$ 30,506.19	0.93%
MGS-S Customer 6675	\$ 1,117.65	\$ 1,199.94	7.36%	\$ 2,211.26	\$ 2,293.56	3.72%
MGS-S Customer 6676	\$ 3,388.40	\$ 3,521.89	3.94%	\$ 9,410.38	\$ 9,543.87	1.42%
MGS-S Customer 6677	\$ 2,714.64	\$ 2,832.92	4.36%	\$ 7,289.95	\$ 7,408.23	1.62%

Internal Use

Customer	Distribution 8/23 Prices	Distribution 1/24 Prices	Distribution % Difference	Delivery 8/23 Prices	Delivery 1/24 Prices	Delivery % Difference
MGS-S Customer 6678	\$ 1,771.47	\$ 1,868.52	5.48%	\$ 4,329.48	\$ 4,426.52	2.24%
MGS-S Customer 6679	\$ 2,685.12	\$ 2,802.73	4.38%	\$ 7,111.67	\$ 7,229.28	1.65%
MGS-S Customer 6680	\$ 1,423.22	\$ 1,499.13	5.33%	\$ 3,501.24	\$ 3,577.15	2.17%
MGS-S Customer 6681	\$ 2,838.05	\$ 2,959.12	4.27%	\$ 7,685.30	\$ 7,806.37	1.58%
MGS-S Customer 6682	\$ 1,531.70	\$ 1,610.06	5.12%	\$ 3,721.96	\$ 3,800.33	2.11%
MGS-S Customer 6683	\$ 1,316.18	\$ 1,402.95	6.59%	\$ 2,810.46	\$ 2,897.22	3.09%
MGS-S Customer 6684	\$ 2,680.42	\$ 2,797.94	4.38%	\$ 7,086.23	\$ 7,203.75	1.66%
MGS-S Customer 6685	\$ 12,464.44	\$ 12,810.09	2.77%	\$ 36,260.39	\$ 36,606.03	0.95%
MGS-S Customer 6686	\$ 1,786.30	\$ 1,883.74	5.45%	\$ 4,236.26	\$ 4,333.70	2.30%
MGS-S Customer 6687	\$ 4,172.76	\$ 4,324.01	3.62%	\$ 11,918.24	\$ 12,069.50	1.27%
MGS-S Customer 6688	\$ 1,585.41	\$ 1,665.00	5.02%	\$ 4,001.85	\$ 4,081.45	1.99%
MGS-S Customer 6689	\$ 1,587.09	\$ 1,679.99	5.85%	\$ 3,688.51	\$ 3,781.41	2.52%
MGS-S Customer 6690	\$ 2,216.99	\$ 2,324.26	4.84%	\$ 5,595.49	\$ 5,702.76	1.92%
MGS-S Customer 6691	\$ 2,810.31	\$ 2,930.84	4.29%	\$ 7,501.64	\$ 7,622.17	1.61%
MGS-S Customer 6692	\$ 3,151.86	\$ 3,280.04	4.07%	\$ 8,766.80	\$ 8,894.97	1.46%
MGS-S Customer 6693	\$ 1,766.33	\$ 1,863.23	5.49%	\$ 4,254.47	\$ 4,351.37	2.28%
MGS-S Customer 6694	\$ 6,430.31	\$ 6,634.20	3.17%	\$ 18,053.89	\$ 18,257.78	1.13%
MGS-S Customer 6695	\$ 2,049.43	\$ 2,152.78	5.04%	\$ 5,191.32	\$ 5,294.67	1.99%
MGS-S Customer 6696	\$ 3,033.20	\$ 3,158.71	4.14%	\$ 8,456.40	\$ 8,581.92	1.48%
MGS-S Customer 6697	\$ 3,331.12	\$ 3,463.32	3.97%	\$ 9,245.90	\$ 9,378.11	1.43%
MGS-S Customer 6698	\$ 2,431.87	\$ 2,543.80	4.60%	\$ 6,487.00	\$ 6,598.93	1.73%
MGS-S Customer 6699	\$ 1,652.99	\$ 1,734.09	4.91%	\$ 4,247.72	\$ 4,328.81	1.91%
MGS-S Customer 6700	\$ 3,810.21	\$ 3,953.23	3.75%	\$ 11,035.30	\$ 11,178.33	1.30%
MGS-S Customer 6701	\$ 2,260.09	\$ 2,368.14	4.78%	\$ 5,858.23	\$ 5,966.28	1.84%
MGS-S Customer 6702	\$ 1,839.63	\$ 1,924.94	4.64%	\$ 4,743.94	\$ 4,829.24	1.80%
MGS-S Customer 6703	\$ 2,580.73	\$ 2,696.03	4.47%	\$ 6,866.31	\$ 6,981.61	1.68%
MGS-S Customer 6704	\$ 1,770.98	\$ 1,854.73	4.73%	\$ 4,712.48	\$ 4,796.22	1.78%
MGS-S Customer 6705	\$ 2,588.84	\$ 2,691.07	3.95%	\$ 7,466.53	\$ 7,568.76	1.37%
MGS-S Customer 6706	\$ 1,423.89	\$ 1,499.84	5.33%	\$ 3,465.10	\$ 3,541.05	2.19%
MGS-S Customer 6707	\$ 3,049.65	\$ 3,175.52	4.13%	\$ 8,327.00	\$ 8,452.87	1.51%
MGS-S Customer 6708	\$ 1,865.95	\$ 1,965.13	5.32%	\$ 4,645.01	\$ 4,744.19	2.14%
MGS-S Customer 6709	\$ 2,030.59	\$ 2,133.55	5.07%	\$ 5,315.66	\$ 5,418.62	1.94%
MGS-S Customer 6710	\$ 647.06	\$ 718.73	11.08%	\$ 800.19	\$ 871.86	8.96%
MGS-S Customer 6711	\$ 1,785.81	\$ 1,869.98	4.71%	\$ 4,754.40	\$ 4,838.58	1.77%
MGS-S Customer 6712	\$ 1,922.84	\$ 2,010.02	4.53%	\$ 5,285.86	\$ 5,373.05	1.65%
MGS-S Customer 6713	\$ 2,155.81	\$ 2,262.55	4.95%	\$ 5,184.63	\$ 5,291.37	2.06%
MGS-S Customer 6714	\$ 4,439.49	\$ 4,596.72	3.54%	\$ 12,757.98	\$ 12,915.22	1.23%
MGS-S Customer 6715	\$ 1,512.30	\$ 1,603.52	6.03%	\$ 3,514.39	\$ 3,605.60	2.60%
MGS-S Customer 6716	\$ 4,092.00	\$ 4,241.54	3.65%	\$ 11,757.44	\$ 11,906.98	1.27%
MGS-S Customer 6717	\$ 1,891.03	\$ 1,977.50	4.57%	\$ 5,048.80	\$ 5,135.27	1.71%

Internal Use

Customer	Distribution 8/23 Prices	Distribution 1/24 Prices	Distribution % Difference	Delivery 8/23 Prices	Delivery 1/24 Prices	Delivery % Difference
MGS-S Customer 6718	\$ 1,364.89	\$ 1,439.47	5.46%	\$ 3,268.59	\$ 3,343.17	2.28%
MGS-S Customer 6719	\$ 891.23	\$ 955.17	7.17%	\$ 1,817.27	\$ 1,881.21	3.52%
MGS-S Customer 6720	\$ 1,861.95	\$ 1,961.02	5.32%	\$ 4,542.30	\$ 4,641.38	2.18%
MGS-S Customer 6721	\$ 1,342.81	\$ 1,416.89	5.52%	\$ 3,145.32	\$ 3,219.40	2.36%
MGS-S Customer 6722	\$ 2,925.28	\$ 3,048.28	4.20%	\$ 7,899.13	\$ 8,022.14	1.56%
MGS-S Customer 6723	\$ 2,086.54	\$ 2,190.69	4.99%	\$ 5,224.28	\$ 5,328.43	1.99%
MGS-S Customer 6724	\$ 10,946.57	\$ 11,250.52	2.78%	\$ 34,110.66	\$ 34,414.61	0.89%
MGS-S Customer 6725	\$ 1,613.06	\$ 1,693.26	4.97%	\$ 4,064.19	\$ 4,144.39	1.97%
MGS-S Customer 6726	\$ 5,245.60	\$ 5,421.05	3.34%	\$ 15,579.21	\$ 15,754.67	1.13%
MGS-S Customer 6727	\$ 1,653.16	\$ 1,747.53	5.71%	\$ 3,892.36	\$ 3,986.74	2.42%
MGS-S Customer 6728	\$ 1,975.05	\$ 2,076.69	5.15%	\$ 4,886.63	\$ 4,988.28	2.08%
MGS-S Customer 6729	\$ 3,077.35	\$ 3,203.90	4.11%	\$ 8,769.01	\$ 8,895.56	1.44%
MGS-S Customer 6730	\$ 1,639.76	\$ 1,733.81	5.74%	\$ 3,880.63	\$ 3,974.68	2.42%
MGS-S Customer 6731	\$ 4,633.20	\$ 4,781.53	3.20%	\$ 14,039.07	\$ 14,187.40	1.06%
MGS-S Customer 6732	\$ 10,238.26	\$ 10,526.34	2.81%	\$ 31,727.49	\$ 32,015.57	0.91%
MGS-S Customer 6733	\$ 1,466.65	\$ 1,556.87	6.15%	\$ 3,290.66	\$ 3,380.88	2.74%
MGS-S Customer 6734	\$ 6,317.43	\$ 6,517.05	3.16%	\$ 18,996.71	\$ 19,196.33	1.05%
MGS-S Customer 6735	\$ 4,235.22	\$ 4,387.91	3.61%	\$ 12,112.41	\$ 12,265.10	1.26%
MGS-S Customer 6736	\$ 2,059.98	\$ 2,150.25	4.38%	\$ 5,367.49	\$ 5,457.76	1.68%
MGS-S Customer 6737	\$ 1,552.46	\$ 1,644.56	5.93%	\$ 3,567.06	\$ 3,659.15	2.58%
MGS-S Customer 6738	\$ 1,430.83	\$ 1,506.92	5.32%	\$ 3,501.53	\$ 3,577.62	2.17%
MGS-S Customer 6739	\$ 5,271.04	\$ 5,447.16	3.34%	\$ 15,299.24	\$ 15,475.36	1.15%
MGS-S Customer 6740	\$ 1,890.23	\$ 1,989.95	5.28%	\$ 4,646.71	\$ 4,746.42	2.15%
MGS-S Customer 6741	\$ 4,880.55	\$ 5,034.56	3.16%	\$ 14,436.76	\$ 14,590.77	1.07%
MGS-S Customer 6742	\$ 3,581.55	\$ 3,706.22	3.48%	\$ 10,402.81	\$ 10,527.48	1.20%
MGS-S Customer 6743	\$ 5,807.89	\$ 5,996.07	3.24%	\$ 17,056.71	\$ 17,244.89	1.10%
MGS-S Customer 6744	\$ 2,274.24	\$ 2,382.61	4.77%	\$ 5,832.89	\$ 5,941.26	1.86%
MGS-S Customer 6745	\$ 1,554.77	\$ 1,633.68	5.08%	\$ 3,820.47	\$ 3,899.38	2.07%
MGS-S Customer 6746	\$ 1,807.90	\$ 1,892.48	4.68%	\$ 4,649.77	\$ 4,734.36	1.82%
MGS-S Customer 6747	\$ 1,475.63	\$ 1,565.97	6.12%	\$ 3,253.77	\$ 3,344.11	2.78%
MGS-S Customer 6748	\$ 20,628.60	\$ 21,178.38	2.67%	\$ 55,002.44	\$ 55,552.22	1.00%
MGS-S Customer 6749	\$ 1,963.61	\$ 2,065.01	5.16%	\$ 4,823.45	\$ 4,924.84	2.10%
MGS-S Customer 6750	\$ 2,029.12	\$ 2,132.00	5.07%	\$ 5,092.10	\$ 5,194.97	2.02%
MGS-S Customer 6751	\$ 2,508.00	\$ 2,621.66	4.53%	\$ 6,625.57	\$ 6,739.24	1.72%
MGS-S Customer 6752	\$ 1,978.89	\$ 2,067.35	4.47%	\$ 5,205.89	\$ 5,294.34	1.70%
MGS-S Customer 6753	\$ 1,854.78	\$ 1,953.66	5.33%	\$ 4,467.13	\$ 4,566.02	2.21%
MGS-S Customer 6754	\$ 1,413.65	\$ 1,502.64	6.30%	\$ 3,194.48	\$ 3,283.47	2.79%
MGS-S Customer 6755	\$ 1,679.30	\$ 1,761.00	4.87%	\$ 4,465.26	\$ 4,546.96	1.83%
MGS-S Customer 6756	\$ 4,763.51	\$ 4,928.16	3.46%	\$ 14,175.61	\$ 14,340.26	1.16%
MGS-S Customer 6757	\$ 1,262.22	\$ 1,334.49	5.73%	\$ 2,931.58	\$ 3,003.84	2.46%

Internal Use

Customer	Distribution 8/23 Prices	Distribution 1/24 Prices	Distribution % Difference	Delivery 8/23 Prices	Delivery 1/24 Prices	Delivery % Difference
MGS-S Customer 6758	\$ 2,120.58	\$ 2,225.50	4.95%	\$ 5,483.23	\$ 5,588.15	1.91%
MGS-S Customer 6759	\$ 3,084.97	\$ 3,211.61	4.11%	\$ 8,532.89	\$ 8,659.53	1.48%
MGS-S Customer 6760	\$ 1,836.99	\$ 1,935.50	5.36%	\$ 4,440.81	\$ 4,539.32	2.22%
MGS-S Customer 6761	\$ 2,180.52	\$ 2,286.80	4.87%	\$ 5,550.24	\$ 5,656.53	1.92%
MGS-S Customer 6762	\$ 2,144.76	\$ 2,250.26	4.92%	\$ 5,535.59	\$ 5,641.09	1.91%
MGS-S Customer 6763	\$ 2,608.92	\$ 2,724.88	4.44%	\$ 6,946.25	\$ 7,062.22	1.67%
MGS-S Customer 6764	\$ 3,448.79	\$ 3,583.65	3.91%	\$ 9,765.22	\$ 9,900.08	1.38%
MGS-S Customer 6765	\$ 1,426.51	\$ 1,502.41	5.32%	\$ 3,426.03	\$ 3,501.93	2.22%
MGS-S Customer 6766	\$ 2,108.69	\$ 2,213.28	4.96%	\$ 5,202.07	\$ 5,306.65	2.01%
MGS-S Customer 6767	\$ 4,867.40	\$ 5,034.33	3.43%	\$ 14,193.86	\$ 14,360.78	1.18%
MGS-S Customer 6768	\$ 1,744.42	\$ 1,840.84	5.53%	\$ 4,129.68	\$ 4,226.10	2.33%
MGS-S Customer 6769	\$ 1,254.82	\$ 1,340.20	6.80%	\$ 2,638.00	\$ 2,723.38	3.24%
MGS-S Customer 6770	\$ 3,894.32	\$ 4,039.30	3.72%	\$ 11,010.15	\$ 11,155.13	1.32%
MGS-S Customer 6771	\$ 1,721.95	\$ 1,817.86	5.57%	\$ 4,093.13	\$ 4,189.04	2.34%
MGS-S Customer 6772	\$ 3,356.36	\$ 3,489.14	3.96%	\$ 9,356.35	\$ 9,489.14	1.42%
MGS-S Customer 6773	\$ 7,075.16	\$ 7,292.01	3.06%	\$ 21,514.31	\$ 21,731.16	1.01%
MGS-S Customer 6774	\$ 5,823.96	\$ 6,014.79	3.28%	\$ 16,681.97	\$ 16,872.79	1.14%
MGS-S Customer 6775	\$ 1,684.96	\$ 1,780.05	5.64%	\$ 4,073.74	\$ 4,168.83	2.33%
MGS-S Customer 6776	\$ 2,276.54	\$ 2,384.93	4.76%	\$ 5,783.90	\$ 5,892.28	1.87%
MGS-S Customer 6777	\$ 3,070.16	\$ 3,196.61	4.12%	\$ 8,448.47	\$ 8,574.93	1.50%
MGS-S Customer 6778	\$ 3,214.61	\$ 3,344.19	4.03%	\$ 9,023.71	\$ 9,153.30	1.44%
MGS-S Customer 6779	\$ 2,616.68	\$ 2,732.77	4.44%	\$ 6,966.28	\$ 7,082.38	1.67%
MGS-S Customer 6780	\$ 983.57	\$ 1,062.86	8.06%	\$ 1,773.97	\$ 1,853.26	4.47%
MGS-S Customer 6781	\$ 1,869.26	\$ 1,955.24	4.60%	\$ 4,892.40	\$ 4,978.37	1.76%
MGS-S Customer 6782	\$ 2,961.70	\$ 3,085.60	4.18%	\$ 8,171.28	\$ 8,295.18	1.52%
MGS-S Customer 6783	\$ 3,383.07	\$ 3,516.58	3.95%	\$ 9,373.39	\$ 9,506.90	1.42%
MGS-S Customer 6784	\$ 1,409.68	\$ 1,498.55	6.30%	\$ 3,142.34	\$ 3,231.21	2.83%
MGS-S Customer 6785	\$ 1,915.03	\$ 2,001.92	4.54%	\$ 4,857.13	\$ 4,944.02	1.79%
MGS-S Customer 6786	\$ 1,568.71	\$ 1,647.83	5.04%	\$ 3,818.82	\$ 3,897.94	2.07%
MGS-S Customer 6787	\$ 4,022.86	\$ 4,170.71	3.68%	\$ 11,691.61	\$ 11,839.47	1.26%
MGS-S Customer 6788	\$ 1,911.10	\$ 2,011.29	5.24%	\$ 4,853.96	\$ 4,954.15	2.06%
MGS-S Customer 6789	\$ 1,329.35	\$ 1,403.15	5.55%	\$ 3,203.78	\$ 3,277.58	2.30%
MGS-S Customer 6790	\$ 1,588.09	\$ 1,681.00	5.85%	\$ 3,746.18	\$ 3,839.08	2.48%
MGS-S Customer 6791	\$ 864.29	\$ 940.86	8.86%	\$ 1,381.16	\$ 1,457.73	5.54%
MGS-S Customer 6792	\$ 4,465.59	\$ 4,626.27	3.60%	\$ 11,712.27	\$ 11,872.95	1.37%
MGS-S Customer 6793	\$ 2,359.52	\$ 2,469.83	4.68%	\$ 6,148.23	\$ 6,258.54	1.79%
MGS-S Customer 6794	\$ 7,918.88	\$ 8,154.63	2.98%	\$ 23,931.62	\$ 24,167.36	0.99%
MGS-S Customer 6795	\$ 3,894.76	\$ 4,026.36	3.38%	\$ 11,219.75	\$ 11,351.35	1.17%
MGS-S Customer 6796	\$ 10,422.80	\$ 10,715.30	2.81%	\$ 32,783.58	\$ 33,076.08	0.89%
MGS-S Customer 6797	\$ 5,086.41	\$ 5,258.22	3.38%	\$ 14,650.34	\$ 14,822.15	1.17%

Internal Use

Customer	Distribution 8/23 Prices	Distribution 1/24 Prices	Distribution % Difference	Delivery 8/23 Prices	Delivery 1/24 Prices	Delivery % Difference
MGS-S Customer 6798	\$ 4,488.86	\$ 4,647.49	3.53%	\$ 13,053.35	\$ 13,211.98	1.22%
MGS-S Customer 6799	\$ 2,737.93	\$ 2,856.79	4.34%	\$ 7,233.23	\$ 7,352.10	1.64%
MGS-S Customer 6800	\$ 1,601.34	\$ 1,694.53	5.82%	\$ 3,685.38	\$ 3,778.57	2.53%
MGS-S Customer 6801	\$ 3,283.45	\$ 3,414.58	3.99%	\$ 9,103.04	\$ 9,234.17	1.44%
MGS-S Customer 6802	\$ 1,141.96	\$ 1,224.80	7.25%	\$ 2,261.41	\$ 2,344.24	3.66%
MGS-S Customer 6803	\$ 1,451.17	\$ 1,527.71	5.27%	\$ 3,563.77	\$ 3,640.31	2.15%
MGS-S Customer 6804	\$ 2,031.59	\$ 2,135.13	5.10%	\$ 4,849.03	\$ 4,952.57	2.14%
MGS-S Customer 6805	\$ 1,517.17	\$ 1,608.44	6.02%	\$ 3,397.98	\$ 3,489.26	2.69%
MGS-S Customer 6806	\$ 1,678.10	\$ 1,773.00	5.66%	\$ 3,892.67	\$ 3,987.58	2.44%
MGS-S Customer 6807	\$ 1,683.63	\$ 1,778.67	5.64%	\$ 3,915.65	\$ 4,010.70	2.43%
MGS-S Customer 6808	\$ 1,751.48	\$ 1,848.06	5.51%	\$ 4,187.84	\$ 4,284.42	2.31%
MGS-S Customer 6809	\$ 1,305.68	\$ 1,392.20	6.63%	\$ 2,753.31	\$ 2,839.83	3.14%
MGS-S Customer 6810	\$ 1,973.62	\$ 2,075.22	5.15%	\$ 4,892.32	\$ 4,993.91	2.08%
MGS-S Customer 6811	\$ 2,510.59	\$ 2,624.79	4.55%	\$ 6,439.74	\$ 6,553.94	1.77%
MGS-S Customer 6812	\$ 1,625.31	\$ 1,719.00	5.76%	\$ 3,676.36	\$ 3,770.06	2.55%
MGS-S Customer 6813	\$ 1,383.04	\$ 1,458.05	5.42%	\$ 3,328.80	\$ 3,403.80	2.25%
MGS-S Customer 6814	\$ 1,670.02	\$ 1,764.76	5.67%	\$ 3,855.31	\$ 3,950.05	2.46%
MGS-S Customer 6815	\$ 2,077.80	\$ 2,181.76	5.00%	\$ 5,363.26	\$ 5,467.22	1.94%
MGS-S Customer 6816	\$ 2,342.38	\$ 2,452.44	4.70%	\$ 6,343.55	\$ 6,453.61	1.73%
MGS-S Customer 6817	\$ 2,723.42	\$ 2,841.98	4.35%	\$ 7,337.74	\$ 7,456.30	1.62%
MGS-S Customer 6818	\$ 3,148.58	\$ 3,276.75	4.07%	\$ 8,665.57	\$ 8,793.74	1.48%
MGS-S Customer 6819	\$ 2,408.08	\$ 2,519.44	4.62%	\$ 6,184.91	\$ 6,296.28	1.80%
MGS-S Customer 6820	\$ 1,535.21	\$ 1,626.92	5.97%	\$ 3,502.68	\$ 3,594.39	2.62%
MGS-S Customer 6821	\$ 1,933.47	\$ 2,034.14	5.21%	\$ 4,741.19	\$ 4,841.85	2.12%
MGS-S Customer 6822	\$ 2,236.36	\$ 2,343.85	4.81%	\$ 5,681.32	\$ 5,788.82	1.89%
MGS-S Customer 6823	\$ 1,609.80	\$ 1,703.18	5.80%	\$ 3,722.07	\$ 3,815.45	2.51%
MGS-S Customer 6824	\$ 3,233.06	\$ 3,363.05	4.02%	\$ 8,552.19	\$ 8,682.18	1.52%
MGS-S Customer 6825	\$ 2,088.15	\$ 2,192.33	4.99%	\$ 5,167.50	\$ 5,271.68	2.02%
MGS-S Customer 6826	\$ 3,924.16	\$ 4,069.79	3.71%	\$ 11,153.36	\$ 11,298.99	1.31%
MGS-S Customer 6827	\$ 4,861.12	\$ 5,029.88	3.47%	\$ 13,756.07	\$ 13,924.83	1.23%
MGS-S Customer 6828	\$ 1,726.17	\$ 1,822.18	5.56%	\$ 4,092.43	\$ 4,188.44	2.35%
MGS-S Customer 6829	\$ 3,003.53	\$ 3,128.35	4.16%	\$ 8,189.57	\$ 8,314.38	1.52%
MGS-S Customer 6830	\$ 2,059.15	\$ 2,162.67	5.03%	\$ 5,198.13	\$ 5,301.65	1.99%
MGS-S Customer 6831	\$ 1,781.35	\$ 1,878.59	5.46%	\$ 4,270.91	\$ 4,368.16	2.28%
MGS-S Customer 6832	\$ 1,589.22	\$ 1,668.88	5.01%	\$ 4,091.89	\$ 4,171.55	1.95%
MGS-S Customer 6833	\$ 2,387.81	\$ 2,485.48	4.09%	\$ 6,601.54	\$ 6,699.21	1.48%
MGS-S Customer 6834	\$ 2,151.27	\$ 2,256.88	4.91%	\$ 5,463.05	\$ 5,568.66	1.93%
MGS-S Customer 6835	\$ 1,216.62	\$ 1,287.82	5.85%	\$ 2,732.92	\$ 2,804.12	2.61%
MGS-S Customer 6836	\$ 1,587.43	\$ 1,666.96	5.01%	\$ 3,832.83	\$ 3,912.36	2.07%
MGS-S Customer 6837	\$ 1,629.45	\$ 1,709.91	4.94%	\$ 3,967.84	\$ 4,048.31	2.03%

Internal Use

Customer	Distribution 8/23 Prices	Distribution 1/24 Prices	Distribution % Difference	Delivery 8/23 Prices	Delivery 1/24 Prices	Delivery % Difference
MGS-S Customer 6838	\$ 1,683.29	\$ 1,764.97	4.85%	\$ 4,123.77	\$ 4,205.45	1.98%
MGS-S Customer 6839	\$ 1,774.16	\$ 1,871.27	5.47%	\$ 4,292.49	\$ 4,389.60	2.26%
MGS-S Customer 6840	\$ 759.91	\$ 834.14	9.77%	\$ 1,045.01	\$ 1,119.23	7.10%
MGS-S Customer 6841	\$ 2,225.56	\$ 2,332.84	4.82%	\$ 5,700.82	\$ 5,808.10	1.88%
MGS-S Customer 6842	\$ 3,358.91	\$ 3,493.30	4.00%	\$ 8,770.43	\$ 8,904.82	1.53%
MGS-S Customer 6843	\$ 1,774.33	\$ 1,871.44	5.47%	\$ 4,319.69	\$ 4,416.81	2.25%
MGS-S Customer 6844	\$ 2,450.87	\$ 2,563.24	4.58%	\$ 6,365.10	\$ 6,477.47	1.77%
MGS-S Customer 6845	\$ 1,486.42	\$ 1,577.01	6.09%	\$ 3,359.44	\$ 3,450.04	2.70%
MGS-S Customer 6846	\$ 2,850.58	\$ 2,971.99	4.26%	\$ 7,888.68	\$ 8,010.09	1.54%
MGS-S Customer 6847	\$ 5,913.07	\$ 6,103.60	3.22%	\$ 17,928.88	\$ 18,119.41	1.06%
MGS-S Customer 6848	\$ 1,355.91	\$ 1,430.24	5.48%	\$ 3,140.86	\$ 3,215.19	2.37%
MGS-S Customer 6849	\$ 1,908.95	\$ 2,009.07	5.24%	\$ 4,711.98	\$ 4,812.10	2.12%
MGS-S Customer 6850	\$ 5,175.54	\$ 5,349.46	3.36%	\$ 15,180.13	\$ 15,354.04	1.15%
MGS-S Customer 6851	\$ 2,946.54	\$ 3,056.81	3.74%	\$ 8,337.86	\$ 8,448.14	1.32%
MGS-S Customer 6852	\$ 3,740.45	\$ 3,881.85	3.78%	\$ 10,453.98	\$ 10,595.39	1.35%
MGS-S Customer 6853	\$ 1,818.77	\$ 1,903.63	4.67%	\$ 4,670.72	\$ 4,755.58	1.82%
MGS-S Customer 6854	\$ 2,893.10	\$ 3,015.44	4.23%	\$ 7,877.90	\$ 8,000.23	1.55%
MGS-S Customer 6855	\$ 2,282.26	\$ 2,377.51	4.17%	\$ 6,159.30	\$ 6,254.55	1.55%
MGS-S Customer 6856	\$ 661.18	\$ 719.92	8.88%	\$ 1,053.18	\$ 1,111.91	5.58%
MGS-S Customer 6857	\$ 4,682.57	\$ 4,845.24	3.47%	\$ 13,549.97	\$ 13,712.64	1.20%
MGS-S Customer 6858	\$ 2,873.10	\$ 2,995.02	4.24%	\$ 7,613.75	\$ 7,735.67	1.60%
MGS-S Customer 6859	\$ 1,638.50	\$ 1,719.27	4.93%	\$ 4,167.63	\$ 4,248.40	1.94%
MGS-S Customer 6860	\$ 3,596.27	\$ 3,734.54	3.84%	\$ 10,146.35	\$ 10,284.63	1.36%
MGS-S Customer 6861	\$ 5,802.96	\$ 5,990.93	3.24%	\$ 17,379.53	\$ 17,567.50	1.08%
MGS-S Customer 6862	\$ 2,119.95	\$ 2,211.59	4.32%	\$ 5,663.30	\$ 5,754.94	1.62%
MGS-S Customer 6863	\$ 5,647.36	\$ 5,831.85	3.27%	\$ 16,768.14	\$ 16,952.63	1.10%
MGS-S Customer 6864	\$ 2,005.67	\$ 2,108.00	5.10%	\$ 5,023.44	\$ 5,125.78	2.04%
MGS-S Customer 6865	\$ 8,996.77	\$ 9,257.24	2.90%	\$ 27,875.93	\$ 28,136.40	0.93%
MGS-S Customer 6866	\$ 1,846.90	\$ 1,932.38	4.63%	\$ 4,813.87	\$ 4,899.34	1.78%
MGS-S Customer 6867	\$ 2,413.24	\$ 2,524.77	4.62%	\$ 6,115.13	\$ 6,226.65	1.82%
MGS-S Customer 6868	\$ 2,084.51	\$ 2,175.36	4.36%	\$ 5,892.24	\$ 5,983.09	1.54%
MGS-S Customer 6869	\$ 3,409.92	\$ 3,544.07	3.93%	\$ 9,370.27	\$ 9,504.42	1.43%
MGS-S Customer 6870	\$ 7,947.06	\$ 8,183.46	2.97%	\$ 24,368.44	\$ 24,604.85	0.97%
MGS-S Customer 6871	\$ 3,595.75	\$ 3,733.88	3.84%	\$ 9,856.52	\$ 9,994.66	1.40%
MGS-S Customer 6872	\$ 2,628.46	\$ 2,744.82	4.43%	\$ 6,876.95	\$ 6,993.31	1.69%
MGS-S Customer 6873	\$ 4,121.49	\$ 4,271.50	3.64%	\$ 11,832.86	\$ 11,982.86	1.27%
MGS-S Customer 6874	\$ 2,663.96	\$ 2,781.14	4.40%	\$ 7,183.27	\$ 7,300.45	1.63%
MGS-S Customer 6875	\$ 3,121.93	\$ 3,236.13	3.66%	\$ 8,922.34	\$ 9,036.55	1.28%
MGS-S Customer 6876	\$ 1,384.87	\$ 1,473.16	6.38%	\$ 2,953.43	\$ 3,041.71	2.99%
MGS-S Customer 6877	\$ 3,158.08	\$ 3,286.46	4.07%	\$ 8,706.84	\$ 8,835.22	1.47%

Internal Use

Customer	Distribution 8/23 Prices	Distribution 1/24 Prices	Distribution % Difference	Delivery 8/23 Prices	Delivery 1/24 Prices	Delivery % Difference
MGS-S Customer 6878	\$ 2,247.89	\$ 2,342.37	4.20%	\$ 6,035.95	\$ 6,130.43	1.57%
MGS-S Customer 6879	\$ 3,031.69	\$ 3,157.33	4.14%	\$ 8,586.54	\$ 8,712.18	1.46%
MGS-S Customer 6880	\$ 9,973.30	\$ 10,255.59	2.83%	\$ 30,518.86	\$ 30,801.14	0.92%
MGS-S Customer 6881	\$ 4,627.79	\$ 4,789.30	3.49%	\$ 13,184.82	\$ 13,346.32	1.22%
MGS-S Customer 6882	\$ 3,155.78	\$ 3,284.14	4.07%	\$ 8,642.20	\$ 8,770.56	1.49%
MGS-S Customer 6883	\$ 1,202.96	\$ 1,273.91	5.90%	\$ 2,789.92	\$ 2,860.87	2.54%
MGS-S Customer 6884	\$ 19,504.96	\$ 20,002.81	2.55%	\$ 60,248.25	\$ 60,746.10	0.83%
MGS-S Customer 6885	\$ 2,396.78	\$ 2,507.97	4.64%	\$ 6,181.91	\$ 6,293.10	1.80%
MGS-S Customer 6886	\$ 2,435.55	\$ 2,547.62	4.60%	\$ 6,479.37	\$ 6,591.44	1.73%
MGS-S Customer 6887	\$ 1,736.00	\$ 1,832.24	5.54%	\$ 4,118.84	\$ 4,215.08	2.34%
MGS-S Customer 6888	\$ 2,017.51	\$ 2,120.10	5.08%	\$ 5,302.27	\$ 5,404.87	1.94%
MGS-S Customer 6889	\$ 2,295.29	\$ 2,404.16	4.74%	\$ 6,253.35	\$ 6,362.23	1.74%
MGS-S Customer 6890	\$ 2,837.06	\$ 2,958.17	4.27%	\$ 7,679.75	\$ 7,800.86	1.58%
MGS-S Customer 6891	\$ 884.81	\$ 961.87	8.71%	\$ 1,434.87	\$ 1,511.92	5.37%
MGS-S Customer 6892	\$ 4,090.73	\$ 4,240.19	3.65%	\$ 11,518.61	\$ 11,668.07	1.30%
MGS-S Customer 6893	\$ 2,357.32	\$ 2,467.60	4.68%	\$ 6,380.85	\$ 6,491.13	1.73%
MGS-S Customer 6894	\$ 1,447.34	\$ 1,523.80	5.28%	\$ 3,659.22	\$ 3,735.68	2.09%
MGS-S Customer 6895	\$ 2,658.19	\$ 2,775.21	4.40%	\$ 6,981.84	\$ 7,098.86	1.68%
MGS-S Customer 6896	\$ 2,399.63	\$ 2,510.91	4.64%	\$ 6,191.87	\$ 6,303.15	1.80%
MGS-S Customer 6897	\$ 2,616.47	\$ 2,732.60	4.44%	\$ 6,927.77	\$ 7,043.90	1.68%
MGS-S Customer 6898	\$ 2,234.71	\$ 2,328.94	4.22%	\$ 6,215.08	\$ 6,309.31	1.52%
MGS-S Customer 6899	\$ 3,372.07	\$ 3,505.22	3.95%	\$ 9,429.15	\$ 9,562.29	1.41%
MGS-S Customer 6900	\$ 2,987.42	\$ 3,111.88	4.17%	\$ 8,213.74	\$ 8,338.21	1.52%
MGS-S Customer 6901	\$ 1,901.02	\$ 1,987.70	4.56%	\$ 5,047.87	\$ 5,134.56	1.72%
MGS-S Customer 6902	\$ 13,522.94	\$ 13,904.58	2.82%	\$ 34,827.92	\$ 35,209.56	1.10%
MGS-S Customer 6903	\$ 1,486.80	\$ 1,564.08	5.20%	\$ 3,538.97	\$ 3,616.25	2.18%
MGS-S Customer 6904	\$ 3,103.17	\$ 3,230.24	4.09%	\$ 8,510.42	\$ 8,637.49	1.49%
MGS-S Customer 6905	\$ 1,923.81	\$ 2,024.28	5.22%	\$ 4,755.59	\$ 4,856.05	2.11%
MGS-S Customer 6906	\$ 1,415.96	\$ 1,504.99	6.29%	\$ 3,153.15	\$ 3,242.18	2.82%
MGS-S Customer 6907	\$ 1,730.43	\$ 1,826.55	5.55%	\$ 4,109.21	\$ 4,205.33	2.34%
MGS-S Customer 6908	\$ 3,002.51	\$ 3,127.33	4.16%	\$ 8,182.44	\$ 8,307.26	1.53%
MGS-S Customer 6909	\$ 3,833.39	\$ 3,976.95	3.74%	\$ 10,891.66	\$ 11,035.22	1.32%
MGS-S Customer 6910	\$ 2,386.45	\$ 2,497.41	4.65%	\$ 6,205.00	\$ 6,315.96	1.79%
MGS-S Customer 6911	\$ 2,418.66	\$ 2,530.30	4.62%	\$ 6,288.87	\$ 6,400.51	1.78%
MGS-S Customer 6912	\$ 2,300.23	\$ 2,395.91	4.16%	\$ 6,286.74	\$ 6,382.42	1.52%
MGS-S Customer 6913	\$ 3,670.93	\$ 3,810.80	3.81%	\$ 10,364.86	\$ 10,504.73	1.35%
MGS-S Customer 6914	\$ 3,765.97	\$ 3,908.00	3.77%	\$ 10,429.63	\$ 10,571.66	1.36%
MGS-S Customer 6915	\$ 2,177.23	\$ 2,283.43	4.88%	\$ 5,620.42	\$ 5,726.62	1.89%
MGS-S Customer 6916	\$ 848.71	\$ 924.93	8.98%	\$ 1,334.34	\$ 1,410.56	5.71%
MGS-S Customer 6917	\$ 2,103.42	\$ 2,207.94	4.97%	\$ 5,229.04	\$ 5,333.55	2.00%

Internal Use

Customer	Distribution 8/23 Prices	Distribution 1/24 Prices	Distribution % Difference	Delivery 8/23 Prices	Delivery 1/24 Prices	Delivery % Difference
MGS-S Customer 6918	\$ 2,066.13	\$ 2,169.81	5.02%	\$ 5,165.71	\$ 5,269.39	2.01%
MGS-S Customer 6919	\$ 1,923.64	\$ 2,010.83	4.53%	\$ 5,119.28	\$ 5,206.48	1.70%
MGS-S Customer 6920	\$ 2,226.01	\$ 2,333.30	4.82%	\$ 5,817.18	\$ 5,924.46	1.84%
MGS-S Customer 6921	\$ 1,053.66	\$ 1,134.50	7.67%	\$ 1,986.32	\$ 2,067.16	4.07%
MGS-S Customer 6922	\$ 1,263.96	\$ 1,336.26	5.72%	\$ 2,936.89	\$ 3,009.19	2.46%
MGS-S Customer 6923	\$ 2,274.84	\$ 2,383.23	4.76%	\$ 5,910.99	\$ 6,019.38	1.83%
MGS-S Customer 6924	\$ 1,438.06	\$ 1,514.37	5.31%	\$ 3,468.77	\$ 3,545.08	2.20%
MGS-S Customer 6925	\$ 3,562.56	\$ 3,700.07	3.86%	\$ 9,998.15	\$ 10,135.66	1.38%
MGS-S Customer 6926	\$ 2,616.21	\$ 2,732.34	4.44%	\$ 6,996.45	\$ 7,112.58	1.66%
MGS-S Customer 6927	\$ 6,744.41	\$ 6,953.60	3.10%	\$ 20,574.44	\$ 20,783.63	1.02%
MGS-S Customer 6928	\$ 8,198.14	\$ 8,440.11	2.95%	\$ 25,250.17	\$ 25,492.14	0.96%
MGS-S Customer 6929	\$ 1,372.40	\$ 1,460.44	6.42%	\$ 3,060.91	\$ 3,148.96	2.88%
MGS-S Customer 6930	\$ 776.05	\$ 850.64	9.61%	\$ 1,104.97	\$ 1,179.56	6.75%
MGS-S Customer 6931	\$ 6,473.88	\$ 6,676.96	3.14%	\$ 19,774.92	\$ 19,978.00	1.03%
MGS-S Customer 6932	\$ 6,948.66	\$ 7,162.32	3.07%	\$ 19,896.47	\$ 20,110.13	1.07%
MGS-S Customer 6933	\$ 836.98	\$ 899.69	7.49%	\$ 1,656.59	\$ 1,719.30	3.79%
MGS-S Customer 6934	\$ 5,393.48	\$ 5,572.41	3.32%	\$ 15,919.59	\$ 16,098.53	1.12%
MGS-S Customer 6935	\$ 1,962.10	\$ 2,063.43	5.16%	\$ 4,828.04	\$ 4,929.36	2.10%
MGS-S Customer 6936	\$ 1,619.55	\$ 1,713.14	5.78%	\$ 3,708.99	\$ 3,802.58	2.52%
MGS-S Customer 6937	\$ 5,520.45	\$ 5,702.18	3.29%	\$ 16,366.85	\$ 16,548.58	1.11%
MGS-S Customer 6938	\$ 3,633.47	\$ 3,772.65	3.83%	\$ 10,257.68	\$ 10,396.86	1.36%
MGS-S Customer 6939	\$ 8,482.28	\$ 8,730.69	2.93%	\$ 26,090.77	\$ 26,339.18	0.95%
MGS-S Customer 6940	\$ 1,371.60	\$ 1,446.34	5.45%	\$ 3,328.36	\$ 3,403.09	2.25%
MGS-S Customer 6941	\$ 1,437.20	\$ 1,513.43	5.30%	\$ 3,551.20	\$ 3,627.43	2.15%
MGS-S Customer 6942	\$ 1,403.71	\$ 1,479.18	5.38%	\$ 3,424.33	\$ 3,499.81	2.20%
MGS-S Customer 6943	\$ 2,689.52	\$ 2,807.26	4.38%	\$ 7,340.40	\$ 7,458.14	1.60%
MGS-S Customer 6944	\$ 1,432.45	\$ 1,508.56	5.31%	\$ 3,500.50	\$ 3,576.61	2.17%
MGS-S Customer 6945	\$ 2,452.32	\$ 2,551.54	4.05%	\$ 6,774.51	\$ 6,873.73	1.46%
MGS-S Customer 6946	\$ 2,250.72	\$ 2,358.60	4.79%	\$ 5,826.50	\$ 5,934.37	1.85%
MGS-S Customer 6947	\$ 1,940.87	\$ 2,041.76	5.20%	\$ 4,874.49	\$ 4,975.37	2.07%
MGS-S Customer 6948	\$ 3,467.04	\$ 3,602.22	3.90%	\$ 9,576.85	\$ 9,712.04	1.41%
MGS-S Customer 6949	\$ 1,813.37	\$ 1,911.34	5.40%	\$ 4,381.77	\$ 4,479.74	2.24%
MGS-S Customer 6950	\$ 2,682.41	\$ 2,786.74	3.89%	\$ 7,610.80	\$ 7,715.13	1.37%
MGS-S Customer 6951	\$ 1,602.11	\$ 1,682.07	4.99%	\$ 3,991.37	\$ 4,071.33	2.00%
MGS-S Customer 6952	\$ 1,243.64	\$ 1,315.47	5.78%	\$ 2,878.82	\$ 2,950.65	2.50%
MGS-S Customer 6953	\$ 1,333.61	\$ 1,407.52	5.54%	\$ 3,171.46	\$ 3,245.37	2.33%
MGS-S Customer 6954	\$ 1,682.25	\$ 1,763.99	4.86%	\$ 4,260.90	\$ 4,342.64	1.92%
MGS-S Customer 6955	\$ 4,132.30	\$ 4,282.54	3.64%	\$ 11,756.59	\$ 11,906.83	1.28%
MGS-S Customer 6956	\$ 2,146.20	\$ 2,251.70	4.92%	\$ 5,391.77	\$ 5,497.27	1.96%
MGS-S Customer 6957	\$ 2,598.26	\$ 2,713.91	4.45%	\$ 6,848.17	\$ 6,963.82	1.69%

Internal Use

Customer	Distribution 8/23 Prices	Distribution 1/24 Prices	Distribution % Difference	Delivery 8/23 Prices	Delivery 1/24 Prices	Delivery % Difference
MGS-S Customer 6958	\$ 3,526.62	\$ 3,663.34	3.88%	\$ 9,757.87	\$ 9,894.59	1.40%
MGS-S Customer 6959	\$ 2,797.85	\$ 2,918.03	4.30%	\$ 7,483.97	\$ 7,604.15	1.61%
MGS-S Customer 6960	\$ 2,094.70	\$ 2,199.05	4.98%	\$ 5,360.60	\$ 5,464.95	1.95%
MGS-S Customer 6961	\$ 10,509.46	\$ 10,803.92	2.80%	\$ 32,138.09	\$ 32,432.55	0.92%
MGS-S Customer 6962	\$ 1,226.98	\$ 1,298.40	5.82%	\$ 2,762.96	\$ 2,834.37	2.58%
MGS-S Customer 6963	\$ 3,060.02	\$ 3,186.11	4.12%	\$ 8,316.46	\$ 8,442.55	1.52%
MGS-S Customer 6964	\$ 1,551.36	\$ 1,630.17	5.08%	\$ 3,914.94	\$ 3,993.75	2.01%
MGS-S Customer 6965	\$ 1,962.04	\$ 2,063.38	5.17%	\$ 4,955.13	\$ 5,056.47	2.05%
MGS-S Customer 6966	\$ 483.84	\$ 538.56	11.31%	\$ 612.51	\$ 667.23	8.93%
MGS-S Customer 6967	\$ 2,697.79	\$ 2,802.51	3.88%	\$ 7,560.02	\$ 7,664.74	1.39%
MGS-S Customer 6968	\$ 4,587.20	\$ 4,747.68	3.50%	\$ 13,163.00	\$ 13,323.47	1.22%
MGS-S Customer 6969	\$ 2,165.77	\$ 2,271.68	4.89%	\$ 5,452.00	\$ 5,557.91	1.94%
MGS-S Customer 6970	\$ 1,069.94	\$ 1,151.84	7.65%	\$ 1,842.13	\$ 1,924.03	4.45%
MGS-S Customer 6971	\$ 1,799.67	\$ 1,897.32	5.43%	\$ 4,380.40	\$ 4,478.05	2.23%
MGS-S Customer 6972	\$ 1,328.40	\$ 1,402.20	5.56%	\$ 3,188.16	\$ 3,261.96	2.31%
MGS-S Customer 6973	\$ 2,110.23	\$ 2,201.66	4.33%	\$ 5,884.17	\$ 5,975.60	1.55%
MGS-S Customer 6974	\$ 1,649.62	\$ 1,730.64	4.91%	\$ 4,187.12	\$ 4,268.14	1.93%
MGS-S Customer 6975	\$ 5,059.51	\$ 5,230.66	3.38%	\$ 14,865.19	\$ 15,036.34	1.15%
MGS-S Customer 6976	\$ 3,406.98	\$ 3,540.79	3.93%	\$ 8,988.67	\$ 9,122.48	1.49%
MGS-S Customer 6977	\$ 1,003.09	\$ 1,069.53	6.62%	\$ 2,154.99	\$ 2,221.43	3.08%
MGS-S Customer 6978	\$ 1,344.16	\$ 1,418.32	5.52%	\$ 3,282.72	\$ 3,356.89	2.26%
MGS-S Customer 6979	\$ 2,316.68	\$ 2,426.01	4.72%	\$ 6,029.76	\$ 6,139.09	1.81%
MGS-S Customer 6980	\$ 1,602.74	\$ 1,682.70	4.99%	\$ 3,965.94	\$ 4,045.89	2.02%
MGS-S Customer 6981	\$ 4,317.41	\$ 4,471.84	3.58%	\$ 12,575.86	\$ 12,730.30	1.23%
MGS-S Customer 6982	\$ 4,486.86	\$ 4,645.18	3.53%	\$ 13,026.99	\$ 13,185.31	1.22%
MGS-S Customer 6983	\$ 1,508.21	\$ 1,599.29	6.04%	\$ 3,402.70	\$ 3,493.78	2.68%
MGS-S Customer 6984	\$ 2,403.27	\$ 2,501.30	4.08%	\$ 6,556.42	\$ 6,654.45	1.50%
MGS-S Customer 6985	\$ 2,005.08	\$ 2,107.39	5.10%	\$ 5,041.99	\$ 5,144.30	2.03%
MGS-S Customer 6986	\$ 2,169.78	\$ 2,275.80	4.89%	\$ 5,493.30	\$ 5,599.31	1.93%
MGS-S Customer 6987	\$ 2,011.39	\$ 2,113.87	5.09%	\$ 5,059.22	\$ 5,161.69	2.03%
MGS-S Customer 6988	\$ 1,819.09	\$ 1,917.21	5.39%	\$ 4,403.97	\$ 4,502.09	2.23%
MGS-S Customer 6989	\$ 4,054.53	\$ 4,203.08	3.66%	\$ 11,571.70	\$ 11,720.25	1.28%
MGS-S Customer 6990	\$ 5,713.40	\$ 5,899.51	3.26%	\$ 16,855.82	\$ 17,041.93	1.10%
MGS-S Customer 6991	\$ 1,938.31	\$ 2,039.10	5.20%	\$ 4,767.60	\$ 4,868.40	2.11%
MGS-S Customer 6992	\$ 1,919.72	\$ 2,006.84	4.54%	\$ 4,995.69	\$ 5,082.81	1.74%
MGS-S Customer 6993	\$ 1,945.52	\$ 2,033.22	4.51%	\$ 5,202.02	\$ 5,289.72	1.69%
MGS-S Customer 6994	\$ 1,465.49	\$ 1,555.64	6.15%	\$ 3,318.09	\$ 3,408.24	2.72%
MGS-S Customer 6995	\$ 2,087.77	\$ 2,178.67	4.35%	\$ 5,627.33	\$ 5,718.23	1.62%
MGS-S Customer 6996	\$ 3,227.88	\$ 3,357.74	4.02%	\$ 8,885.85	\$ 9,015.71	1.46%
MGS-S Customer 6997	\$ 2,700.96	\$ 2,805.73	3.88%	\$ 7,612.28	\$ 7,717.05	1.38%

Internal Use

Customer	Distribution 8/23 Prices	Distribution 1/24 Prices	Distribution % Difference	Delivery 8/23 Prices	Delivery 1/24 Prices	Delivery % Difference
MGS-S Customer 6998	\$ 4,025.83	\$ 4,173.72	3.67%	\$ 11,476.15	\$ 11,624.05	1.29%
MGS-S Customer 6999	\$ 1,683.14	\$ 1,778.18	5.65%	\$ 3,972.42	\$ 4,067.47	2.39%
MGS-S Customer 7000	\$ 1,993.52	\$ 2,095.57	5.12%	\$ 4,949.29	\$ 5,051.34	2.06%
MGS-S Customer 7001	\$ 1,739.42	\$ 1,835.72	5.54%	\$ 4,074.97	\$ 4,171.28	2.36%
MGS-S Customer 7002	\$ 2,723.83	\$ 2,842.34	4.35%	\$ 7,342.77	\$ 7,461.28	1.61%
MGS-S Customer 7003	\$ 1,902.19	\$ 1,988.92	4.56%	\$ 4,945.01	\$ 5,031.74	1.75%
MGS-S Customer 7004	\$ 2,328.72	\$ 2,438.33	4.71%	\$ 6,044.99	\$ 6,154.60	1.81%
MGS-S Customer 7005	\$ 1,759.92	\$ 1,856.70	5.50%	\$ 4,263.13	\$ 4,359.91	2.27%
MGS-S Customer 7006	\$ 2,686.42	\$ 2,804.08	4.38%	\$ 7,236.30	\$ 7,353.96	1.63%
MGS-S Customer 7007	\$ 3,376.59	\$ 3,509.90	3.95%	\$ 9,491.88	\$ 9,625.19	1.40%
MGS-S Customer 7008	\$ 3,862.04	\$ 4,006.29	3.74%	\$ 11,086.27	\$ 11,230.51	1.30%
MGS-S Customer 7009	\$ 2,032.06	\$ 2,134.96	5.06%	\$ 5,090.82	\$ 5,193.72	2.02%
MGS-S Customer 7010	\$ 2,421.67	\$ 2,533.37	4.61%	\$ 6,428.20	\$ 6,539.89	1.74%
MGS-S Customer 7011	\$ 2,626.76	\$ 2,729.77	3.92%	\$ 7,309.85	\$ 7,412.86	1.41%
MGS-S Customer 7012	\$ 3,003.39	\$ 3,128.30	4.16%	\$ 8,018.47	\$ 8,143.38	1.56%
MGS-S Customer 7013	\$ 12,372.36	\$ 12,708.58	2.72%	\$ 38,871.53	\$ 39,207.75	0.86%
MGS-S Customer 7014	\$ 2,183.76	\$ 2,290.10	4.87%	\$ 5,530.72	\$ 5,637.06	1.92%
MGS-S Customer 7015	\$ 2,514.32	\$ 2,628.12	4.53%	\$ 6,468.10	\$ 6,581.90	1.76%
MGS-S Customer 7016	\$ 3,197.88	\$ 3,313.63	3.62%	\$ 8,807.44	\$ 8,923.19	1.31%
MGS-S Customer 7017	\$ 2,760.75	\$ 2,880.07	4.32%	\$ 7,376.56	\$ 7,495.87	1.62%
MGS-S Customer 7018	\$ 2,000.38	\$ 2,102.59	5.11%	\$ 4,999.02	\$ 5,101.23	2.04%
MGS-S Customer 7019	\$ 2,689.40	\$ 2,807.12	4.38%	\$ 7,114.66	\$ 7,232.38	1.65%
MGS-S Customer 7020	\$ 1,673.65	\$ 1,768.48	5.67%	\$ 3,941.29	\$ 4,036.13	2.41%
MGS-S Customer 7021	\$ 1,890.53	\$ 1,990.21	5.27%	\$ 4,545.41	\$ 4,645.08	2.19%
MGS-S Customer 7022	\$ 4,641.44	\$ 4,804.05	3.50%	\$ 13,678.24	\$ 13,840.85	1.19%
MGS-S Customer 7023	\$ 2,602.87	\$ 2,718.67	4.45%	\$ 6,838.32	\$ 6,954.12	1.69%
MGS-S Customer 7024	\$ 14,076.33	\$ 14,453.32	2.68%	\$ 42,902.76	\$ 43,279.74	0.88%
MGS-S Customer 7025	\$ 1,286.45	\$ 1,372.51	6.69%	\$ 2,750.67	\$ 2,836.73	3.13%
MGS-S Customer 7026	\$ 3,420.98	\$ 3,555.31	3.93%	\$ 9,542.97	\$ 9,677.30	1.41%
MGS-S Customer 7027	\$ 5,678.02	\$ 5,863.19	3.26%	\$ 17,371.02	\$ 17,556.18	1.07%
MGS-S Customer 7028	\$ 15,881.89	\$ 16,297.09	2.61%	\$ 48,503.63	\$ 48,918.83	0.86%
MGS-S Customer 7029	\$ 2,303.61	\$ 2,412.71	4.74%	\$ 6,008.82	\$ 6,117.91	1.82%
MGS-S Customer 7030	\$ 3,765.12	\$ 3,907.22	3.77%	\$ 10,552.24	\$ 10,694.34	1.35%
MGS-S Customer 7031	\$ 1,915.77	\$ 2,016.09	5.24%	\$ 4,728.40	\$ 4,828.72	2.12%
MGS-S Customer 7032	\$ 3,231.64	\$ 3,361.61	4.02%	\$ 8,973.24	\$ 9,103.21	1.45%
MGS-S Customer 7033	\$ 2,757.97	\$ 2,877.26	4.33%	\$ 7,433.97	\$ 7,553.25	1.60%
MGS-S Customer 7034	\$ 1,635.01	\$ 1,715.69	4.93%	\$ 4,177.83	\$ 4,258.51	1.93%
MGS-S Customer 7035	\$ 3,232.18	\$ 3,362.25	4.02%	\$ 9,171.16	\$ 9,301.24	1.42%
MGS-S Customer 7036	\$ 1,425.13	\$ 1,501.07	5.33%	\$ 3,475.30	\$ 3,551.24	2.19%
MGS-S Customer 7037	\$ 1,727.85	\$ 1,823.91	5.56%	\$ 4,116.80	\$ 4,212.86	2.33%

Internal Use

Customer	Distribution 8/23 Prices	Distribution 1/24 Prices	Distribution % Difference	Delivery 8/23 Prices	Delivery 1/24 Prices	Delivery % Difference
MGS-S Customer 7038	\$ 4,536.83	\$ 4,699.31	3.58%	\$ 11,901.65	\$ 12,064.14	1.37%
MGS-S Customer 7039	\$ 2,220.61	\$ 2,327.82	4.83%	\$ 5,815.76	\$ 5,922.97	1.84%
MGS-S Customer 7040	\$ 2,118.75	\$ 2,223.68	4.95%	\$ 5,377.76	\$ 5,482.69	1.95%
MGS-S Customer 7041	\$ 3,765.35	\$ 3,907.35	3.77%	\$ 10,727.02	\$ 10,869.02	1.32%
MGS-S Customer 7042	\$ 12,963.89	\$ 13,313.46	2.70%	\$ 41,233.75	\$ 41,583.32	0.85%
MGS-S Customer 7043	\$ 3,427.14	\$ 3,561.44	3.92%	\$ 9,314.13	\$ 9,448.42	1.44%
MGS-S Customer 7044	\$ 2,818.83	\$ 2,939.56	4.28%	\$ 7,561.45	\$ 7,682.17	1.60%
MGS-S Customer 7045	\$ 2,354.68	\$ 2,451.60	4.12%	\$ 6,569.56	\$ 6,666.47	1.48%
MGS-S Customer 7046	\$ 1,644.25	\$ 1,738.45	5.73%	\$ 3,916.55	\$ 4,010.75	2.41%
MGS-S Customer 7047	\$ 987.03	\$ 1,053.12	6.70%	\$ 2,106.09	\$ 2,172.18	3.14%
MGS-S Customer 7048	\$ 1,840.23	\$ 1,938.81	5.36%	\$ 4,455.10	\$ 4,553.68	2.21%
MGS-S Customer 7049	\$ 2,686.42	\$ 2,790.80	3.89%	\$ 7,367.15	\$ 7,471.54	1.42%
MGS-S Customer 7050	\$ 1,385.54	\$ 1,473.88	6.38%	\$ 3,108.78	\$ 3,197.12	2.84%
MGS-S Customer 7051	\$ 3,902.70	\$ 4,047.78	3.72%	\$ 11,018.83	\$ 11,163.90	1.32%
MGS-S Customer 7052	\$ 1,665.58	\$ 1,746.96	4.89%	\$ 4,235.18	\$ 4,316.56	1.92%
MGS-S Customer 7053	\$ 6,809.85	\$ 7,020.58	3.09%	\$ 20,637.09	\$ 20,847.82	1.02%
MGS-S Customer 7054	\$ 3,074.96	\$ 3,201.41	4.11%	\$ 8,565.31	\$ 8,691.76	1.48%
MGS-S Customer 7055	\$ 2,916.65	\$ 3,039.51	4.21%	\$ 7,855.49	\$ 7,978.35	1.56%
MGS-S Customer 7056	\$ 2,881.39	\$ 3,003.49	4.24%	\$ 7,700.42	\$ 7,822.52	1.59%
MGS-S Customer 7057	\$ 908.14	\$ 985.72	8.54%	\$ 1,528.52	\$ 1,606.10	5.08%
MGS-S Customer 7058	\$ 10,034.60	\$ 10,322.33	2.87%	\$ 30,125.93	\$ 30,413.67	0.96%
MGS-S Customer 7059	\$ 16,835.39	\$ 17,272.38	2.60%	\$ 52,650.76	\$ 53,087.75	0.83%
MGS-S Customer 7060	\$ 2,597.80	\$ 2,713.48	4.45%	\$ 6,847.89	\$ 6,963.57	1.69%
MGS-S Customer 7061	\$ 1,734.97	\$ 1,831.21	5.55%	\$ 4,252.99	\$ 4,349.23	2.26%
MGS-S Customer 7062	\$ 2,954.58	\$ 3,065.03	3.74%	\$ 8,349.52	\$ 8,459.97	1.32%
MGS-S Customer 7063	\$ 2,002.75	\$ 2,091.73	4.44%	\$ 5,329.18	\$ 5,418.16	1.67%
MGS-S Customer 7064	\$ 3,053.09	\$ 3,165.80	3.69%	\$ 8,497.18	\$ 8,609.88	1.33%
MGS-S Customer 7065	\$ 9,698.23	\$ 9,974.26	2.85%	\$ 30,416.10	\$ 30,692.13	0.91%
MGS-S Customer 7066	\$ 2,414.58	\$ 2,512.86	4.07%	\$ 6,694.02	\$ 6,792.31	1.47%
MGS-S Customer 7067	\$ 2,566.87	\$ 2,668.55	3.96%	\$ 7,013.18	\$ 7,114.85	1.45%
MGS-S Customer 7068	\$ 2,594.70	\$ 2,710.29	4.45%	\$ 6,839.61	\$ 6,955.20	1.69%
MGS-S Customer 7069	\$ 2,050.61	\$ 2,153.95	5.04%	\$ 5,117.89	\$ 5,221.23	2.02%
MGS-S Customer 7070	\$ 5,321.11	\$ 5,498.28	3.33%	\$ 15,555.25	\$ 15,732.42	1.14%
MGS-S Customer 7071	\$ 962.85	\$ 1,028.41	6.81%	\$ 2,014.27	\$ 2,079.83	3.25%
MGS-S Customer 7072	\$ 1,681.55	\$ 1,763.30	4.86%	\$ 4,341.99	\$ 4,423.74	1.88%
MGS-S Customer 7073	\$ 1,443.48	\$ 1,533.13	6.21%	\$ 3,285.11	\$ 3,374.75	2.73%
MGS-S Customer 7074	\$ 13,505.82	\$ 13,867.45	2.68%	\$ 42,625.47	\$ 42,987.10	0.85%
MGS-S Customer 7075	\$ 12,292.75	\$ 12,627.68	2.72%	\$ 38,060.14	\$ 38,395.06	0.88%
MGS-S Customer 7076	\$ 6,268.96	\$ 6,467.62	3.17%	\$ 18,662.03	\$ 18,860.68	1.06%
MGS-S Customer 7077	\$ 5,479.38	\$ 5,660.16	3.30%	\$ 16,090.32	\$ 16,271.11	1.12%

Internal Use

Customer	Distribution 8/23 Prices	Distribution 1/24 Prices	Distribution % Difference	Delivery 8/23 Prices	Delivery 1/24 Prices	Delivery % Difference
MGS-S Customer 7078	\$ 3,354.42	\$ 3,487.16	3.96%	\$ 9,193.08	\$ 9,325.82	1.44%
MGS-S Customer 7079	\$ 1,693.10	\$ 1,775.09	4.84%	\$ 4,419.30	\$ 4,501.29	1.86%
MGS-S Customer 7080	\$ 1,870.17	\$ 1,969.41	5.31%	\$ 4,571.48	\$ 4,670.71	2.17%
MGS-S Customer 7081	\$ 1,840.76	\$ 1,939.35	5.36%	\$ 4,467.37	\$ 4,565.95	2.21%
MGS-S Customer 7082	\$ 2,466.15	\$ 2,578.90	4.57%	\$ 6,414.07	\$ 6,526.82	1.76%
MGS-S Customer 7083	\$ 2,282.30	\$ 2,390.86	4.76%	\$ 5,911.27	\$ 6,019.83	1.84%
MGS-S Customer 7084	\$ 1,403.64	\$ 1,479.10	5.38%	\$ 3,343.77	\$ 3,419.23	2.26%
MGS-S Customer 7085	\$ 3,901.03	\$ 4,046.30	3.72%	\$ 11,146.34	\$ 11,291.61	1.30%
MGS-S Customer 7086	\$ 2,342.23	\$ 2,438.90	4.13%	\$ 6,393.71	\$ 6,490.38	1.51%
MGS-S Customer 7087	\$ 851.84	\$ 914.89	7.40%	\$ 1,696.08	\$ 1,759.13	3.72%
MGS-S Customer 7088	\$ 1,393.65	\$ 1,482.19	6.35%	\$ 3,093.11	\$ 3,181.65	2.86%
MGS-S Customer 7089	\$ 1,359.45	\$ 1,433.95	5.48%	\$ 3,252.39	\$ 3,326.89	2.29%
MGS-S Customer 7090	\$ 2,882.09	\$ 2,990.91	3.78%	\$ 7,937.94	\$ 8,046.76	1.37%
MGS-S Customer 7091	\$ 1,476.19	\$ 1,553.29	5.22%	\$ 3,703.33	\$ 3,780.44	2.08%
MGS-S Customer 7092	\$ 3,006.28	\$ 3,131.14	4.15%	\$ 8,308.91	\$ 8,433.77	1.50%
MGS-S Customer 7093	\$ 8,723.81	\$ 8,981.71	2.96%	\$ 24,906.46	\$ 25,164.36	1.04%
MGS-S Customer 7094	\$ 1,180.14	\$ 1,250.51	5.96%	\$ 2,605.63	\$ 2,676.00	2.70%
MGS-S Customer 7095	\$ 1,744.49	\$ 1,840.88	5.53%	\$ 4,098.59	\$ 4,194.98	2.35%
MGS-S Customer 7096	\$ 2,092.84	\$ 2,183.85	4.35%	\$ 5,611.35	\$ 5,702.37	1.62%
MGS-S Customer 7097	\$ 2,033.55	\$ 2,123.24	4.41%	\$ 5,351.90	\$ 5,441.59	1.68%
MGS-S Customer 7098	\$ 2,982.65	\$ 3,107.06	4.17%	\$ 8,319.44	\$ 8,443.85	1.50%
MGS-S Customer 7099	\$ 2,240.25	\$ 2,347.86	4.80%	\$ 5,857.73	\$ 5,965.35	1.84%
MGS-S Customer 7100	\$ 3,126.71	\$ 3,241.06	3.66%	\$ 8,951.03	\$ 9,065.38	1.28%
MGS-S Customer 7101	\$ 1,430.05	\$ 1,506.10	5.32%	\$ 3,443.83	\$ 3,519.87	2.21%
MGS-S Customer 7102	\$ 1,696.80	\$ 1,778.88	4.84%	\$ 4,345.46	\$ 4,427.55	1.89%
MGS-S Customer 7103	\$ 1,874.55	\$ 1,974.01	5.31%	\$ 4,748.75	\$ 4,848.20	2.09%
MGS-S Customer 7104	\$ 1,538.89	\$ 1,630.66	5.96%	\$ 3,455.43	\$ 3,547.19	2.66%
MGS-S Customer 7105	\$ 3,203.75	\$ 3,333.11	4.04%	\$ 8,657.03	\$ 8,786.39	1.49%
MGS-S Customer 7106	\$ 1,174.23	\$ 1,244.53	5.99%	\$ 2,739.69	\$ 2,810.00	2.57%
MGS-S Customer 7107	\$ 3,653.10	\$ 3,792.50	3.82%	\$ 10,371.42	\$ 10,510.82	1.34%
MGS-S Customer 7108	\$ 1,870.71	\$ 1,956.75	4.60%	\$ 4,982.78	\$ 5,068.82	1.73%
MGS-S Customer 7109	\$ 1,661.69	\$ 1,756.24	5.69%	\$ 3,890.57	\$ 3,985.11	2.43%
MGS-S Customer 7110	\$ 1,623.43	\$ 1,703.88	4.96%	\$ 4,094.35	\$ 4,174.80	1.96%
MGS-S Customer 7111	\$ 3,019.14	\$ 3,131.05	3.71%	\$ 8,560.62	\$ 8,672.53	1.31%
MGS-S Customer 7112	\$ 3,095.55	\$ 3,222.46	4.10%	\$ 8,433.55	\$ 8,560.47	1.50%
MGS-S Customer 7113	\$ 2,223.48	\$ 2,317.45	4.23%	\$ 5,980.29	\$ 6,074.26	1.57%
MGS-S Customer 7114	\$ 2,521.64	\$ 2,635.62	4.52%	\$ 6,852.30	\$ 6,966.28	1.66%
MGS-S Customer 7115	\$ 7,144.51	\$ 7,362.69	3.05%	\$ 21,424.72	\$ 21,642.90	1.02%
MGS-S Customer 7116	\$ 2,595.70	\$ 2,698.13	3.95%	\$ 7,397.94	\$ 7,500.37	1.38%
MGS-S Customer 7117	\$ 859.64	\$ 936.12	8.90%	\$ 1,377.36	\$ 1,453.85	5.55%

Internal Use

Customer	Distribution 8/23 Prices	Distribution 1/24 Prices	Distribution % Difference	Delivery 8/23 Prices	Delivery 1/24 Prices	Delivery % Difference
MGS-S Customer 7118	\$ 2,235.77	\$ 2,343.28	4.81%	\$ 5,716.16	\$ 5,823.67	1.88%
MGS-S Customer 7119	\$ 2,105.20	\$ 2,196.50	4.34%	\$ 5,618.00	\$ 5,709.30	1.63%
MGS-S Customer 7120	\$ 2,366.54	\$ 2,463.77	4.11%	\$ 6,538.69	\$ 6,635.93	1.49%
MGS-S Customer 7121	\$ 1,490.46	\$ 1,567.78	5.19%	\$ 3,512.30	\$ 3,589.61	2.20%
MGS-S Customer 7122	\$ 1,712.00	\$ 1,807.67	5.59%	\$ 4,021.62	\$ 4,117.30	2.38%
MGS-S Customer 7123	\$ 3,101.89	\$ 3,228.95	4.10%	\$ 8,740.23	\$ 8,867.29	1.45%
MGS-S Customer 7124	\$ 20,954.26	\$ 21,484.36	2.53%	\$ 66,687.91	\$ 67,218.01	0.79%
MGS-S Customer 7125	\$ 1,668.54	\$ 1,749.98	4.88%	\$ 4,167.46	\$ 4,248.90	1.95%
MGS-S Customer 7126	\$ 1,747.66	\$ 1,844.10	5.52%	\$ 4,011.63	\$ 4,108.08	2.40%
MGS-S Customer 7127	\$ 3,943.30	\$ 4,089.38	3.70%	\$ 11,311.36	\$ 11,457.44	1.29%
MGS-S Customer 7128	\$ 4,156.73	\$ 4,307.59	3.63%	\$ 11,764.55	\$ 11,915.41	1.28%
MGS-S Customer 7129	\$ 2,510.01	\$ 2,623.74	4.53%	\$ 6,426.63	\$ 6,540.35	1.77%
MGS-S Customer 7130	\$ 1,886.29	\$ 1,985.95	5.28%	\$ 4,636.76	\$ 4,736.41	2.15%
MGS-S Customer 7131	\$ 1,349.04	\$ 1,423.20	5.50%	\$ 3,113.00	\$ 3,187.15	2.38%
MGS-S Customer 7132	\$ 1,695.91	\$ 1,777.99	4.84%	\$ 4,316.83	\$ 4,398.91	1.90%
MGS-S Customer 7133	\$ 6,923.67	\$ 7,136.85	3.08%	\$ 20,994.57	\$ 21,207.75	1.02%
MGS-S Customer 7134	\$ 1,498.56	\$ 1,589.45	6.07%	\$ 3,420.63	\$ 3,511.52	2.66%
MGS-S Customer 7135	\$ 11,783.05	\$ 12,105.88	2.74%	\$ 35,769.10	\$ 36,091.93	0.90%
MGS-S Customer 7136	\$ 3,010.29	\$ 3,122.00	3.71%	\$ 8,232.92	\$ 8,344.63	1.36%
MGS-S Customer 7137	\$ 2,544.33	\$ 2,658.81	4.50%	\$ 6,746.59	\$ 6,861.07	1.70%
MGS-S Customer 7138	\$ 5,866.35	\$ 6,055.78	3.23%	\$ 17,425.93	\$ 17,615.36	1.09%
MGS-S Customer 7139	\$ 2,385.27	\$ 2,496.16	4.65%	\$ 6,354.28	\$ 6,465.17	1.75%
MGS-S Customer 7140	\$ 2,355.20	\$ 2,465.40	4.68%	\$ 6,132.15	\$ 6,242.35	1.80%
MGS-S Customer 7141	\$ 1,599.30	\$ 1,692.45	5.82%	\$ 3,738.25	\$ 3,831.41	2.49%
MGS-S Customer 7142	\$ 6,050.89	\$ 6,244.66	3.20%	\$ 18,439.39	\$ 18,633.16	1.05%
MGS-S Customer 7143	\$ 4,867.80	\$ 5,034.71	3.43%	\$ 13,894.04	\$ 14,060.95	1.20%
MGS-S Customer 7144	\$ 2,001.47	\$ 2,090.40	4.44%	\$ 5,186.26	\$ 5,275.19	1.71%
MGS-S Customer 7145	\$ 837.09	\$ 913.06	9.08%	\$ 1,305.65	\$ 1,381.62	5.82%
MGS-S Customer 7146	\$ 1,131.10	\$ 1,200.39	6.13%	\$ 2,480.37	\$ 2,549.66	2.79%
MGS-S Customer 7147	\$ 8,238.35	\$ 8,481.24	2.95%	\$ 24,932.18	\$ 25,175.07	0.97%
MGS-S Customer 7148	\$ 1,962.64	\$ 2,064.02	5.17%	\$ 4,852.72	\$ 4,954.10	2.09%
MGS-S Customer 7149	\$ 3,404.36	\$ 3,538.23	3.93%	\$ 9,551.67	\$ 9,685.53	1.40%
MGS-S Customer 7150	\$ 8,091.32	\$ 8,331.20	2.96%	\$ 24,487.75	\$ 24,727.63	0.98%
MGS-S Customer 7151	\$ 12,240.16	\$ 12,576.52	2.75%	\$ 36,900.05	\$ 37,236.41	0.91%
MGS-S Customer 7152	\$ 1,989.15	\$ 2,091.04	5.12%	\$ 4,904.33	\$ 5,006.22	2.08%
MGS-S Customer 7153	\$ 1,721.13	\$ 1,817.00	5.57%	\$ 4,019.26	\$ 4,115.13	2.39%
MGS-S Customer 7154	\$ 2,785.57	\$ 2,905.48	4.30%	\$ 7,505.89	\$ 7,625.80	1.60%
MGS-S Customer 7155	\$ 1,759.30	\$ 1,856.06	5.50%	\$ 4,212.70	\$ 4,309.46	2.30%
MGS-S Customer 7156	\$ 5,316.41	\$ 5,493.44	3.33%	\$ 15,852.80	\$ 16,029.83	1.12%
MGS-S Customer 7157	\$ 1,655.74	\$ 1,736.79	4.90%	\$ 4,055.62	\$ 4,136.67	2.00%

Internal Use

Customer	Distribution 8/23 Prices	Distribution 1/24 Prices	Distribution % Difference	Delivery 8/23 Prices	Delivery 1/24 Prices	Delivery % Difference
MGS-S Customer 7158	\$ 2,062.77	\$ 2,166.40	5.02%	\$ 5,193.10	\$ 5,296.73	2.00%
MGS-S Customer 7159	\$ 2,067.28	\$ 2,171.00	5.02%	\$ 5,199.38	\$ 5,303.10	1.99%
MGS-S Customer 7160	\$ 6,328.07	\$ 6,528.07	3.16%	\$ 19,010.52	\$ 19,210.52	1.05%
MGS-S Customer 7161	\$ 2,512.45	\$ 2,626.15	4.53%	\$ 6,472.16	\$ 6,585.85	1.76%
MGS-S Customer 7162	\$ 2,051.38	\$ 2,154.76	5.04%	\$ 5,096.83	\$ 5,200.20	2.03%
MGS-S Customer 7163	\$ 1,934.15	\$ 2,021.58	4.52%	\$ 5,155.58	\$ 5,243.01	1.70%
MGS-S Customer 7164	\$ 3,525.07	\$ 3,661.64	3.87%	\$ 9,933.22	\$ 10,069.80	1.37%
MGS-S Customer 7165	\$ 2,601.90	\$ 2,704.41	3.94%	\$ 7,374.38	\$ 7,476.88	1.39%
MGS-S Customer 7166	\$ 3,750.82	\$ 3,892.52	3.78%	\$ 10,664.84	\$ 10,806.53	1.33%
MGS-S Customer 7167	\$ 1,898.92	\$ 1,998.85	5.26%	\$ 4,675.18	\$ 4,775.10	2.14%
MGS-S Customer 7168	\$ 2,178.83	\$ 2,271.80	4.27%	\$ 5,980.02	\$ 6,072.99	1.55%
MGS-S Customer 7169	\$ 1,267.91	\$ 1,353.57	6.76%	\$ 2,620.68	\$ 2,706.34	3.27%
MGS-S Customer 7170	\$ 8,949.39	\$ 9,208.29	2.89%	\$ 27,858.61	\$ 28,117.52	0.93%
MGS-S Customer 7171	\$ 2,578.09	\$ 2,693.29	4.47%	\$ 6,799.42	\$ 6,914.62	1.69%
MGS-S Customer 7172	\$ 2,348.01	\$ 2,458.02	4.69%	\$ 6,009.02	\$ 6,119.02	1.83%
MGS-S Customer 7173	\$ 1,689.00	\$ 1,770.86	4.85%	\$ 4,165.11	\$ 4,246.97	1.97%
MGS-S Customer 7174	\$ 2,282.79	\$ 2,391.37	4.76%	\$ 5,894.80	\$ 6,003.38	1.84%
MGS-S Customer 7175	\$ 5,636.55	\$ 5,821.14	3.27%	\$ 16,334.01	\$ 16,518.60	1.13%
MGS-S Customer 7176	\$ 1,563.81	\$ 1,656.16	5.91%	\$ 3,581.47	\$ 3,673.82	2.58%
MGS-S Customer 7177	\$ 6,699.13	\$ 6,907.30	3.11%	\$ 19,984.85	\$ 20,193.02	1.04%
MGS-S Customer 7178	\$ 2,477.24	\$ 2,590.19	4.56%	\$ 6,498.45	\$ 6,611.40	1.74%
MGS-S Customer 7179	\$ 1,855.07	\$ 1,954.02	5.33%	\$ 4,583.94	\$ 4,682.89	2.16%
MGS-S Customer 7180	\$ 1,744.72	\$ 1,827.89	4.77%	\$ 4,535.34	\$ 4,618.51	1.83%
MGS-S Customer 7181	\$ 828.51	\$ 891.00	7.54%	\$ 1,578.42	\$ 1,640.90	3.96%
MGS-S Customer 7182	\$ 2,055.35	\$ 2,158.78	5.03%	\$ 5,181.63	\$ 5,285.06	2.00%
MGS-S Customer 7183	\$ 1,037.48	\$ 1,117.98	7.76%	\$ 1,958.27	\$ 2,038.78	4.11%
MGS-S Customer 7184	\$ 2,258.85	\$ 2,366.89	4.78%	\$ 5,908.74	\$ 6,016.78	1.83%
MGS-S Customer 7185	\$ 996.29	\$ 1,075.84	7.98%	\$ 1,809.72	\$ 1,889.27	4.40%
MGS-S Customer 7186	\$ 1,011.28	\$ 1,077.90	6.59%	\$ 2,215.62	\$ 2,282.24	3.01%
MGS-S Customer 7187	\$ 20,221.31	\$ 20,772.95	2.73%	\$ 49,521.69	\$ 50,073.32	1.11%
MGS-S Customer 7188	\$ 2,166.19	\$ 2,272.13	4.89%	\$ 5,542.79	\$ 5,648.73	1.91%
MGS-S Customer 7189	\$ 1,879.61	\$ 1,979.13	5.29%	\$ 4,719.95	\$ 4,819.47	2.11%
MGS-S Customer 7190	\$ 10,237.84	\$ 10,534.38	2.90%	\$ 27,589.72	\$ 27,886.26	1.07%
MGS-S Customer 7191	\$ 2,496.34	\$ 2,609.72	4.54%	\$ 6,643.37	\$ 6,756.75	1.71%
MGS-S Customer 7192	\$ 1,131.80	\$ 1,201.16	6.13%	\$ 2,566.73	\$ 2,636.09	2.70%
MGS-S Customer 7193	\$ 1,577.15	\$ 1,656.56	5.04%	\$ 3,995.39	\$ 4,074.80	1.99%
MGS-S Customer 7194	\$ 5,400.59	\$ 5,579.53	3.31%	\$ 16,031.10	\$ 16,210.04	1.12%
MGS-S Customer 7195	\$ 7,171.68	\$ 7,390.69	3.05%	\$ 21,519.27	\$ 21,738.29	1.02%
MGS-S Customer 7196	\$ 1,483.51	\$ 1,560.75	5.21%	\$ 3,558.09	\$ 3,635.33	2.17%
MGS-S Customer 7197	\$ 5,403.15	\$ 5,582.17	3.31%	\$ 15,783.04	\$ 15,962.07	1.13%

Internal Use

Customer	Distribution 8/23 Prices	Distribution 1/24 Prices	Distribution % Difference	Delivery 8/23 Prices	Delivery 1/24 Prices	Delivery % Difference
MGS-S Customer 7198	\$ 2,576.91	\$ 2,692.13	4.47%	\$ 6,850.29	\$ 6,965.51	1.68%
MGS-S Customer 7199	\$ 2,097.45	\$ 2,188.58	4.34%	\$ 5,650.21	\$ 5,741.35	1.61%
MGS-S Customer 7200	\$ 2,432.88	\$ 2,531.63	4.06%	\$ 6,609.49	\$ 6,708.23	1.49%
MGS-S Customer 7201	\$ 1,561.68	\$ 1,640.68	5.06%	\$ 3,878.10	\$ 3,957.11	2.04%
MGS-S Customer 7202	\$ 5,210.09	\$ 5,384.69	3.35%	\$ 15,444.69	\$ 15,619.29	1.13%
MGS-S Customer 7203	\$ 3,645.34	\$ 3,784.64	3.82%	\$ 10,068.08	\$ 10,207.39	1.38%
MGS-S Customer 7204	\$ 2,650.49	\$ 2,753.97	3.90%	\$ 7,208.92	\$ 7,312.39	1.44%
MGS-S Customer 7205	\$ 2,351.93	\$ 2,462.11	4.68%	\$ 6,160.26	\$ 6,270.44	1.79%
MGS-S Customer 7206	\$ 4,233.31	\$ 4,386.00	3.61%	\$ 12,036.26	\$ 12,188.95	1.27%
MGS-S Customer 7207	\$ 2,632.46	\$ 2,748.83	4.42%	\$ 6,767.23	\$ 6,883.60	1.72%
MGS-S Customer 7208	\$ 5,248.01	\$ 5,425.61	3.38%	\$ 14,754.85	\$ 14,932.45	1.20%
MGS-S Customer 7209	\$ 14,449.76	\$ 14,832.65	2.65%	\$ 45,462.60	\$ 45,845.49	0.84%
MGS-S Customer 7210	\$ 5,545.81	\$ 5,728.01	3.29%	\$ 16,901.08	\$ 17,083.28	1.08%
MGS-S Customer 7211	\$ 546.44	\$ 602.57	10.27%	\$ 681.34	\$ 737.48	8.24%
MGS-S Customer 7212	\$ 2,784.02	\$ 2,903.91	4.31%	\$ 7,451.18	\$ 7,571.07	1.61%
MGS-S Customer 7213	\$ 2,005.10	\$ 2,107.43	5.10%	\$ 5,006.24	\$ 5,108.57	2.04%
MGS-S Customer 7214	\$ 1,795.01	\$ 1,892.59	5.44%	\$ 4,410.09	\$ 4,507.67	2.21%
MGS-S Customer 7215	\$ 4,578.02	\$ 4,738.35	3.50%	\$ 13,162.65	\$ 13,322.98	1.22%
MGS-S Customer 7216	\$ 5,059.77	\$ 5,230.89	3.38%	\$ 14,524.44	\$ 14,695.56	1.18%
MGS-S Customer 7217	\$ 718.80	\$ 792.09	10.20%	\$ 920.89	\$ 994.18	7.96%
MGS-S Customer 7218	\$ 3,172.75	\$ 3,301.37	4.05%	\$ 8,682.83	\$ 8,811.45	1.48%
MGS-S Customer 7219	\$ 2,544.14	\$ 2,658.60	4.50%	\$ 6,734.03	\$ 6,848.49	1.70%
MGS-S Customer 7220	\$ 1,378.95	\$ 1,453.85	5.43%	\$ 3,302.42	\$ 3,377.32	2.27%
MGS-S Customer 7221	\$ 1,663.51	\$ 1,758.10	5.69%	\$ 3,866.14	\$ 3,960.72	2.45%
MGS-S Customer 7222	\$ 1,362.21	\$ 1,436.70	5.47%	\$ 3,239.53	\$ 3,314.02	2.30%
MGS-S Customer 7223	\$ 2,965.71	\$ 3,091.88	4.25%	\$ 7,558.73	\$ 7,684.90	1.67%
MGS-S Customer 7224	\$ 2,622.68	\$ 2,738.84	4.43%	\$ 6,794.74	\$ 6,910.91	1.71%
MGS-S Customer 7225	\$ 6,128.59	\$ 6,324.05	3.19%	\$ 18,200.84	\$ 18,396.30	1.07%
MGS-S Customer 7226	\$ 2,751.22	\$ 2,857.00	3.84%	\$ 7,625.34	\$ 7,731.13	1.39%
MGS-S Customer 7227	\$ 11,323.98	\$ 11,638.59	2.78%	\$ 33,315.41	\$ 33,630.02	0.94%
MGS-S Customer 7228	\$ 2,028.96	\$ 2,131.80	5.07%	\$ 5,080.87	\$ 5,183.72	2.02%
MGS-S Customer 7229	\$ 13,131.37	\$ 13,484.97	2.69%	\$ 41,001.33	\$ 41,354.94	0.86%
MGS-S Customer 7230	\$ 1,892.62	\$ 1,992.35	5.27%	\$ 4,779.37	\$ 4,879.10	2.09%
MGS-S Customer 7231	\$ 1,932.81	\$ 2,020.23	4.52%	\$ 5,133.97	\$ 5,221.38	1.70%
MGS-S Customer 7232	\$ 3,459.05	\$ 3,594.16	3.91%	\$ 9,738.79	\$ 9,873.90	1.39%
MGS-S Customer 7233	\$ 21,186.53	\$ 21,721.70	2.53%	\$ 68,499.45	\$ 69,034.62	0.78%
MGS-S Customer 7234	\$ 1,549.30	\$ 1,641.33	5.94%	\$ 3,541.09	\$ 3,633.12	2.60%
MGS-S Customer 7235	\$ 1,363.18	\$ 1,451.02	6.44%	\$ 2,971.12	\$ 3,058.96	2.96%
MGS-S Customer 7236	\$ 3,023.39	\$ 3,148.67	4.14%	\$ 8,257.00	\$ 8,382.28	1.52%
MGS-S Customer 7237	\$ 2,798.17	\$ 2,918.36	4.30%	\$ 7,415.77	\$ 7,535.96	1.62%

Internal Use

Customer	Distribution 8/23 Prices	Distribution 1/24 Prices	Distribution % Difference	Delivery 8/23 Prices	Delivery 1/24 Prices	Delivery % Difference
MGS-S Customer 7238	\$ 1,778.47	\$ 1,862.41	4.72%	\$ 4,553.34	\$ 4,637.28	1.84%
MGS-S Customer 7239	\$ 1,845.50	\$ 1,944.15	5.35%	\$ 4,328.83	\$ 4,427.48	2.28%
MGS-S Customer 7240	\$ 6,331.34	\$ 6,531.27	3.16%	\$ 18,770.89	\$ 18,970.82	1.07%
MGS-S Customer 7241	\$ 2,533.01	\$ 2,647.21	4.51%	\$ 6,702.37	\$ 6,816.58	1.70%
MGS-S Customer 7242	\$ 3,964.95	\$ 4,111.60	3.70%	\$ 11,161.72	\$ 11,308.36	1.31%
MGS-S Customer 7243	\$ 1,521.51	\$ 1,599.62	5.13%	\$ 3,752.30	\$ 3,830.41	2.08%
MGS-S Customer 7244	\$ 2,607.45	\$ 2,723.35	4.44%	\$ 6,985.04	\$ 7,100.94	1.66%
MGS-S Customer 7245	\$ 1,304.95	\$ 1,391.47	6.63%	\$ 2,785.67	\$ 2,872.19	3.11%
MGS-S Customer 7246	\$ 4,460.23	\$ 4,617.99	3.54%	\$ 13,001.48	\$ 13,159.24	1.21%
MGS-S Customer 7247	\$ 1,399.88	\$ 1,488.59	6.34%	\$ 3,172.44	\$ 3,261.15	2.80%
MGS-S Customer 7248	\$ 1,667.22	\$ 1,761.90	5.68%	\$ 3,945.33	\$ 4,040.02	2.40%
MGS-S Customer 7249	\$ 2,761.75	\$ 2,881.21	4.33%	\$ 7,411.37	\$ 7,530.83	1.61%
MGS-S Customer 7250	\$ 1,718.04	\$ 1,813.90	5.58%	\$ 4,074.23	\$ 4,170.08	2.35%
MGS-S Customer 7251	\$ 2,385.91	\$ 2,496.81	4.65%	\$ 6,323.54	\$ 6,434.44	1.75%
MGS-S Customer 7252	\$ 1,364.33	\$ 1,438.91	5.47%	\$ 3,295.01	\$ 3,369.59	2.26%
MGS-S Customer 7253	\$ 2,299.87	\$ 2,408.82	4.74%	\$ 5,908.25	\$ 6,017.20	1.84%
MGS-S Customer 7254	\$ 1,371.66	\$ 1,459.71	6.42%	\$ 3,015.98	\$ 3,104.03	2.92%
MGS-S Customer 7255	\$ 3,231.46	\$ 3,348.11	3.61%	\$ 9,149.34	\$ 9,265.99	1.27%
MGS-S Customer 7256	\$ 5,379.22	\$ 5,557.66	3.32%	\$ 16,065.85	\$ 16,244.28	1.11%
MGS-S Customer 7257	\$ 1,483.53	\$ 1,560.80	5.21%	\$ 3,660.11	\$ 3,737.38	2.11%
MGS-S Customer 7258	\$ 1,874.60	\$ 1,973.97	5.30%	\$ 4,616.68	\$ 4,716.05	2.15%
MGS-S Customer 7259	\$ 1,553.75	\$ 1,645.91	5.93%	\$ 3,648.07	\$ 3,740.23	2.53%
MGS-S Customer 7260	\$ 15,812.58	\$ 16,226.30	2.62%	\$ 49,536.27	\$ 49,949.99	0.84%
MGS-S Customer 7261	\$ 1,310.75	\$ 1,397.37	6.61%	\$ 2,775.09	\$ 2,861.71	3.12%
MGS-S Customer 7262	\$ 1,333.08	\$ 1,406.90	5.54%	\$ 3,072.80	\$ 3,146.62	2.40%
MGS-S Customer 7263	\$ 888.07	\$ 965.20	8.69%	\$ 1,508.40	\$ 1,585.52	5.11%
MGS-S Customer 7264	\$ 4,544.60	\$ 4,704.21	3.51%	\$ 12,884.95	\$ 13,044.56	1.24%
MGS-S Customer 7265	\$ 1,017.94	\$ 1,097.98	7.86%	\$ 2,063.80	\$ 2,143.83	3.88%
MGS-S Customer 7266	\$ 2,929.94	\$ 3,053.11	4.20%	\$ 8,018.06	\$ 8,141.23	1.54%
MGS-S Customer 7267	\$ 2,304.86	\$ 2,413.97	4.73%	\$ 5,965.66	\$ 6,074.77	1.83%
MGS-S Customer 7268	\$ 2,408.26	\$ 2,519.64	4.62%	\$ 6,287.70	\$ 6,399.08	1.77%
MGS-S Customer 7269	\$ 5,094.11	\$ 5,266.05	3.38%	\$ 14,885.27	\$ 15,057.21	1.16%
MGS-S Customer 7270	\$ 1,749.75	\$ 1,846.25	5.52%	\$ 4,030.85	\$ 4,127.35	2.39%
MGS-S Customer 7271	\$ 4,444.72	\$ 4,602.18	3.54%	\$ 12,950.35	\$ 13,107.81	1.22%
MGS-S Customer 7272	\$ 4,407.56	\$ 4,564.02	3.55%	\$ 12,446.21	\$ 12,602.67	1.26%
MGS-S Customer 7273	\$ 1,229.94	\$ 1,314.75	6.90%	\$ 2,532.74	\$ 2,617.55	3.35%
MGS-S Customer 7274	\$ 6,141.72	\$ 6,337.39	3.19%	\$ 18,635.03	\$ 18,830.71	1.05%
MGS-S Customer 7275	\$ 2,749.79	\$ 2,868.93	4.33%	\$ 7,146.69	\$ 7,265.83	1.67%
MGS-S Customer 7276	\$ 1,458.92	\$ 1,535.64	5.26%	\$ 3,614.78	\$ 3,691.50	2.12%
MGS-S Customer 7277	\$ 4,308.74	\$ 4,462.98	3.58%	\$ 12,375.56	\$ 12,529.80	1.25%

Internal Use

Customer	Distribution 8/23 Prices	Distribution 1/24 Prices	Distribution % Difference	Delivery 8/23 Prices	Delivery 1/24 Prices	Delivery % Difference
MGS-S Customer 7278	\$ 2,162.22	\$ 2,254.82	4.28%	\$ 5,753.99	\$ 5,846.59	1.61%
MGS-S Customer 7279	\$ 12,862.81	\$ 13,209.97	2.70%	\$ 39,972.68	\$ 40,319.84	0.87%
MGS-S Customer 7280	\$ 2,650.10	\$ 2,766.86	4.41%	\$ 6,719.68	\$ 6,836.44	1.74%
MGS-S Customer 7281	\$ 3,953.20	\$ 4,099.47	3.70%	\$ 11,522.98	\$ 11,669.25	1.27%
MGS-S Customer 7282	\$ 14,634.91	\$ 15,022.03	2.65%	\$ 45,103.57	\$ 45,490.69	0.86%
MGS-S Customer 7283	\$ 7,950.85	\$ 8,187.22	2.97%	\$ 24,190.77	\$ 24,427.13	0.98%
MGS-S Customer 7284	\$ 3,999.33	\$ 4,146.49	3.68%	\$ 11,131.80	\$ 11,278.96	1.32%
MGS-S Customer 7285	\$ 2,128.41	\$ 2,233.51	4.94%	\$ 5,306.89	\$ 5,411.99	1.98%
MGS-S Customer 7286	\$ 1,996.09	\$ 2,098.22	5.12%	\$ 5,010.11	\$ 5,112.24	2.04%
MGS-S Customer 7287	\$ 10,260.91	\$ 10,549.57	2.81%	\$ 31,860.47	\$ 32,149.13	0.91%
MGS-S Customer 7288	\$ 1,238.45	\$ 1,310.19	5.79%	\$ 2,901.22	\$ 2,972.97	2.47%
MGS-S Customer 7289	\$ 1,833.91	\$ 1,919.11	4.65%	\$ 4,765.28	\$ 4,850.48	1.79%
MGS-S Customer 7290	\$ 2,348.02	\$ 2,444.79	4.12%	\$ 6,367.23	\$ 6,463.99	1.52%
MGS-S Customer 7291	\$ 1,194.54	\$ 1,278.60	7.04%	\$ 2,455.21	\$ 2,539.27	3.42%
MGS-S Customer 7292	\$ 7,832.36	\$ 8,066.29	2.99%	\$ 23,862.84	\$ 24,096.76	0.98%
MGS-S Customer 7293	\$ 1,183.94	\$ 1,267.74	7.08%	\$ 2,414.20	\$ 2,498.00	3.47%
MGS-S Customer 7294	\$ 2,884.50	\$ 3,006.66	4.24%	\$ 8,008.85	\$ 8,131.01	1.53%
MGS-S Customer 7295	\$ 1,488.96	\$ 1,566.39	5.20%	\$ 3,695.08	\$ 3,772.51	2.10%
MGS-S Customer 7296	\$ 2,911.28	\$ 3,034.01	4.22%	\$ 7,907.46	\$ 8,030.19	1.55%
MGS-S Customer 7297	\$ 2,502.51	\$ 2,616.07	4.54%	\$ 6,623.40	\$ 6,736.97	1.71%
MGS-S Customer 7298	\$ 3,173.23	\$ 3,288.63	3.64%	\$ 9,069.98	\$ 9,185.38	1.27%
MGS-S Customer 7299	\$ 1,428.79	\$ 1,504.83	5.32%	\$ 3,480.07	\$ 3,556.11	2.19%
MGS-S Customer 7300	\$ 1,427.22	\$ 1,503.23	5.33%	\$ 3,478.81	\$ 3,554.82	2.18%
MGS-S Customer 7301	\$ 4,715.99	\$ 4,866.18	3.18%	\$ 14,159.56	\$ 14,309.75	1.06%
MGS-S Customer 7302	\$ 2,112.42	\$ 2,203.86	4.33%	\$ 5,566.48	\$ 5,657.92	1.64%
MGS-S Customer 7303	\$ 6,388.25	\$ 6,589.45	3.15%	\$ 19,480.72	\$ 19,681.92	1.03%
MGS-S Customer 7304	\$ 2,170.09	\$ 2,276.10	4.89%	\$ 5,539.73	\$ 5,645.74	1.91%
MGS-S Customer 7305	\$ 3,367.03	\$ 3,500.07	3.95%	\$ 9,371.00	\$ 9,504.04	1.42%
MGS-S Customer 7306	\$ 6,629.94	\$ 6,841.82	3.20%	\$ 17,956.99	\$ 18,168.87	1.18%
MGS-S Customer 7307	\$ 3,599.99	\$ 3,725.02	3.47%	\$ 10,504.42	\$ 10,629.45	1.19%
MGS-S Customer 7308	\$ 1,921.02	\$ 2,021.43	5.23%	\$ 4,719.32	\$ 4,819.73	2.13%
MGS-S Customer 7309	\$ 1,960.36	\$ 2,048.40	4.49%	\$ 5,293.17	\$ 5,381.21	1.66%
MGS-S Customer 7310	\$ 1,430.66	\$ 1,520.02	6.25%	\$ 3,210.30	\$ 3,299.65	2.78%
MGS-S Customer 7311	\$ 2,925.55	\$ 3,035.36	3.75%	\$ 8,329.51	\$ 8,439.31	1.32%
MGS-S Customer 7312	\$ 3,186.64	\$ 3,315.68	4.05%	\$ 8,791.32	\$ 8,920.36	1.47%
MGS-S Customer 7313	\$ 4,526.08	\$ 4,685.24	3.52%	\$ 13,230.80	\$ 13,389.96	1.20%
MGS-S Customer 7314	\$ 1,458.66	\$ 1,548.64	6.17%	\$ 3,264.02	\$ 3,354.00	2.76%
MGS-S Customer 7315	\$ 3,325.94	\$ 3,444.82	3.57%	\$ 9,513.53	\$ 9,632.40	1.25%
MGS-S Customer 7316	\$ 8,110.97	\$ 8,351.04	2.96%	\$ 25,273.85	\$ 25,513.92	0.95%
MGS-S Customer 7317	\$ 2,449.72	\$ 2,562.03	4.58%	\$ 6,441.40	\$ 6,553.71	1.74%

Internal Use

Customer	Distribution 8/23 Prices	Distribution 1/24 Prices	Distribution % Difference	Delivery 8/23 Prices	Delivery 1/24 Prices	Delivery % Difference
MGS-S Customer 7318	\$ 13,942.98	\$ 14,336.01	2.82%	\$ 35,366.00	\$ 35,759.03	1.11%
MGS-S Customer 7319	\$ 3,868.89	\$ 4,013.48	3.74%	\$ 10,766.54	\$ 10,911.13	1.34%
MGS-S Customer 7320	\$ 1,803.31	\$ 1,887.79	4.68%	\$ 4,718.52	\$ 4,803.00	1.79%
MGS-S Customer 7321	\$ 1,411.06	\$ 1,486.70	5.36%	\$ 3,437.20	\$ 3,512.84	2.20%
MGS-S Customer 7322	\$ 2,385.52	\$ 2,496.41	4.65%	\$ 6,341.66	\$ 6,452.55	1.75%
MGS-S Customer 7323	\$ 5,019.24	\$ 5,189.57	3.39%	\$ 14,809.43	\$ 14,979.76	1.15%
MGS-S Customer 7324	\$ 1,598.72	\$ 1,691.86	5.83%	\$ 3,709.15	\$ 3,802.29	2.51%
MGS-S Customer 7325	\$ 2,314.20	\$ 2,423.46	4.72%	\$ 5,730.51	\$ 5,839.77	1.91%
MGS-S Customer 7326	\$ 3,316.54	\$ 3,448.37	3.97%	\$ 9,094.67	\$ 9,226.51	1.45%
MGS-S Customer 7327	\$ 2,499.89	\$ 2,613.37	4.54%	\$ 6,522.40	\$ 6,635.88	1.74%
MGS-S Customer 7328	\$ 925.01	\$ 1,002.97	8.43%	\$ 1,607.63	\$ 1,685.59	4.85%
MGS-S Customer 7329	\$ 1,716.26	\$ 1,812.13	5.59%	\$ 4,248.86	\$ 4,344.73	2.26%
MGS-S Customer 7330	\$ 1,840.95	\$ 1,926.30	4.64%	\$ 4,700.77	\$ 4,786.12	1.82%
MGS-S Customer 7331	\$ 1,776.02	\$ 1,873.16	5.47%	\$ 4,192.57	\$ 4,289.71	2.32%
MGS-S Customer 7332	\$ 6,979.28	\$ 7,194.03	3.08%	\$ 21,084.93	\$ 21,299.68	1.02%
MGS-S Customer 7333	\$ 483.84	\$ 538.56	11.31%	\$ 762.12	\$ 816.84	7.18%
MGS-S Customer 7334	\$ 4,495.42	\$ 4,653.95	3.53%	\$ 13,078.54	\$ 13,237.07	1.21%
MGS-S Customer 7335	\$ 2,772.21	\$ 2,891.75	4.31%	\$ 7,132.95	\$ 7,252.49	1.68%
MGS-S Customer 7336	\$ 11,591.18	\$ 11,916.69	2.81%	\$ 32,973.99	\$ 33,299.50	0.99%
MGS-S Customer 7337	\$ 4,394.85	\$ 4,551.93	3.57%	\$ 12,016.11	\$ 12,173.19	1.31%
MGS-S Customer 7338	\$ 3,287.12	\$ 3,418.37	3.99%	\$ 9,088.36	\$ 9,219.61	1.44%
MGS-S Customer 7339	\$ 1,720.61	\$ 1,803.23	4.80%	\$ 4,430.67	\$ 4,513.29	1.86%
MGS-S Customer 7340	\$ 6,361.66	\$ 6,562.42	3.16%	\$ 18,867.91	\$ 19,068.67	1.06%
MGS-S Customer 7341	\$ 3,193.87	\$ 3,323.00	4.04%	\$ 8,955.63	\$ 9,084.76	1.44%
MGS-S Customer 7342	\$ 3,484.34	\$ 3,620.09	3.90%	\$ 9,662.27	\$ 9,798.02	1.40%
MGS-S Customer 7343	\$ 1,247.59	\$ 1,319.48	5.76%	\$ 2,810.60	\$ 2,882.49	2.56%
MGS-S Customer 7344	\$ 1,873.67	\$ 1,959.76	4.59%	\$ 4,884.03	\$ 4,970.12	1.76%
MGS-S Customer 7345	\$ 1,446.55	\$ 1,523.01	5.29%	\$ 3,560.25	\$ 3,636.71	2.15%
MGS-S Customer 7346	\$ 5,144.63	\$ 5,317.76	3.37%	\$ 15,110.83	\$ 15,283.96	1.15%
MGS-S Customer 7347	\$ 4,513.97	\$ 4,672.80	3.52%	\$ 13,027.26	\$ 13,186.09	1.22%
MGS-S Customer 7348	\$ 5,211.32	\$ 5,385.90	3.35%	\$ 15,290.14	\$ 15,464.72	1.14%
MGS-S Customer 7349	\$ 1,329.94	\$ 1,403.71	5.55%	\$ 3,093.55	\$ 3,167.33	2.38%
MGS-S Customer 7350	\$ 1,531.76	\$ 1,610.18	5.12%	\$ 3,814.36	\$ 3,892.78	2.06%
MGS-S Customer 7351	\$ 2,228.29	\$ 2,335.62	4.82%	\$ 5,785.97	\$ 5,893.30	1.86%
MGS-S Customer 7352	\$ 2,741.44	\$ 2,847.08	3.85%	\$ 7,782.54	\$ 7,888.18	1.36%
MGS-S Customer 7353	\$ 1,719.89	\$ 1,815.74	5.57%	\$ 4,067.38	\$ 4,163.23	2.36%
MGS-S Customer 7354	\$ 1,614.82	\$ 1,695.12	4.97%	\$ 4,222.82	\$ 4,303.12	1.90%
MGS-S Customer 7355	\$ 5,145.65	\$ 5,318.73	3.36%	\$ 14,965.83	\$ 15,138.92	1.16%
MGS-S Customer 7356	\$ 2,611.87	\$ 2,727.82	4.44%	\$ 6,893.55	\$ 7,009.50	1.68%
MGS-S Customer 7357	\$ 2,284.12	\$ 2,379.27	4.17%	\$ 5,943.70	\$ 6,038.84	1.60%

Internal Use

Customer	Distribution 8/23 Prices	Distribution 1/24 Prices	Distribution % Difference	Delivery 8/23 Prices	Delivery 1/24 Prices	Delivery % Difference
MGS-S Customer 7358	\$ 1,344.34	\$ 1,418.46	5.51%	\$ 3,204.51	\$ 3,278.64	2.31%
MGS-S Customer 7359	\$ 2,229.64	\$ 2,323.74	4.22%	\$ 6,008.69	\$ 6,102.79	1.57%
MGS-S Customer 7360	\$ 1,555.95	\$ 1,648.11	5.92%	\$ 3,540.28	\$ 3,632.44	2.60%
MGS-S Customer 7361	\$ 1,823.37	\$ 1,921.59	5.39%	\$ 4,370.02	\$ 4,468.24	2.25%
MGS-S Customer 7362	\$ 1,586.55	\$ 1,666.15	5.02%	\$ 3,959.95	\$ 4,039.54	2.01%
MGS-S Customer 7363	\$ 1,518.48	\$ 1,596.45	5.13%	\$ 3,619.38	\$ 3,697.35	2.15%
MGS-S Customer 7364	\$ 2,212.25	\$ 2,319.19	4.83%	\$ 5,601.46	\$ 5,708.40	1.91%
MGS-S Customer 7365	\$ 5,202.36	\$ 5,376.83	3.35%	\$ 15,386.39	\$ 15,560.86	1.13%
MGS-S Customer 7366	\$ 2,322.39	\$ 2,418.60	4.14%	\$ 6,498.33	\$ 6,594.53	1.48%
MGS-S Customer 7367	\$ 2,653.99	\$ 2,770.92	4.41%	\$ 6,993.40	\$ 7,110.33	1.67%
MGS-S Customer 7368	\$ 3,628.83	\$ 3,767.85	3.83%	\$ 10,255.18	\$ 10,394.21	1.36%
MGS-S Customer 7369	\$ 5,063.26	\$ 5,234.67	3.39%	\$ 14,886.45	\$ 15,057.86	1.15%
MGS-S Customer 7370	\$ 16,833.29	\$ 17,270.08	2.59%	\$ 53,202.76	\$ 53,639.55	0.82%
MGS-S Customer 7371	\$ 3,694.78	\$ 3,835.50	3.81%	\$ 10,334.35	\$ 10,475.07	1.36%
MGS-S Customer 7372	\$ 1,921.52	\$ 2,008.67	4.54%	\$ 5,150.90	\$ 5,238.06	1.69%
MGS-S Customer 7373	\$ 1,398.85	\$ 1,487.42	6.33%	\$ 2,982.12	\$ 3,070.70	2.97%
MGS-S Customer 7374	\$ 3,112.74	\$ 3,226.78	3.66%	\$ 8,739.90	\$ 8,853.94	1.30%
MGS-S Customer 7375	\$ 2,983.34	\$ 3,107.72	4.17%	\$ 8,125.80	\$ 8,250.18	1.53%
MGS-S Customer 7376	\$ 2,176.45	\$ 2,282.61	4.88%	\$ 5,488.40	\$ 5,594.57	1.93%
MGS-S Customer 7377	\$ 4,596.14	\$ 4,757.04	3.50%	\$ 13,588.34	\$ 13,749.24	1.18%
MGS-S Customer 7378	\$ 11,242.83	\$ 11,553.41	2.76%	\$ 35,039.12	\$ 35,349.70	0.89%
MGS-S Customer 7379	\$ 2,327.48	\$ 2,437.07	4.71%	\$ 6,178.37	\$ 6,287.96	1.77%
MGS-S Customer 7380	\$ 2,037.73	\$ 2,127.51	4.41%	\$ 5,378.58	\$ 5,468.36	1.67%
MGS-S Customer 7381	\$ 1,479.26	\$ 1,556.47	5.22%	\$ 3,687.69	\$ 3,764.90	2.09%
MGS-S Customer 7382	\$ 1,540.20	\$ 1,632.00	5.96%	\$ 3,510.29	\$ 3,602.09	2.62%
MGS-S Customer 7383	\$ 1,374.82	\$ 1,449.53	5.43%	\$ 3,139.76	\$ 3,214.47	2.38%
MGS-S Customer 7384	\$ 1,475.93	\$ 1,566.30	6.12%	\$ 3,305.23	\$ 3,395.59	2.73%
MGS-S Customer 7385	\$ 1,324.44	\$ 1,398.12	5.56%	\$ 3,071.60	\$ 3,145.29	2.40%
MGS-S Customer 7386	\$ 1,813.24	\$ 1,911.22	5.40%	\$ 4,399.21	\$ 4,497.19	2.23%
MGS-S Customer 7387	\$ 17,160.31	\$ 17,611.18	2.63%	\$ 52,107.97	\$ 52,558.85	0.87%
MGS-S Customer 7388	\$ 1,070.15	\$ 1,138.14	6.35%	\$ 2,391.20	\$ 2,459.19	2.84%
MGS-S Customer 7389	\$ 1,209.07	\$ 1,293.43	6.98%	\$ 2,507.97	\$ 2,592.33	3.36%
MGS-S Customer 7390	\$ 2,687.30	\$ 2,807.13	4.46%	\$ 6,464.05	\$ 6,583.88	1.85%
MGS-S Customer 7391	\$ 1,459.74	\$ 1,549.78	6.17%	\$ 3,308.19	\$ 3,398.22	2.72%
MGS-S Customer 7392	\$ 2,032.86	\$ 2,135.82	5.06%	\$ 5,109.91	\$ 5,212.87	2.01%
MGS-S Customer 7393	\$ 1,291.98	\$ 1,378.21	6.67%	\$ 2,815.66	\$ 2,901.89	3.06%
MGS-S Customer 7394	\$ 1,504.15	\$ 1,595.14	6.05%	\$ 3,395.63	\$ 3,486.62	2.68%
MGS-S Customer 7395	\$ 1,923.61	\$ 2,024.11	5.22%	\$ 4,841.66	\$ 4,942.15	2.08%
MGS-S Customer 7396	\$ 1,727.61	\$ 1,823.65	5.56%	\$ 4,113.02	\$ 4,209.05	2.33%
MGS-S Customer 7397	\$ 1,790.27	\$ 1,887.71	5.44%	\$ 4,251.74	\$ 4,349.18	2.29%

Internal Use

Customer	Distribution 8/23 Prices	Distribution 1/24 Prices	Distribution % Difference	Delivery 8/23 Prices	Delivery 1/24 Prices	Delivery % Difference
MGS-S Customer 7398	\$ 2,528.51	\$ 2,642.66	4.51%	\$ 6,727.06	\$ 6,841.21	1.70%
MGS-S Customer 7399	\$ 2,416.48	\$ 2,528.07	4.62%	\$ 6,306.67	\$ 6,418.26	1.77%
MGS-S Customer 7400	\$ 3,327.76	\$ 3,446.74	3.58%	\$ 9,661.60	\$ 9,780.58	1.23%
MGS-S Customer 7401	\$ 2,329.80	\$ 2,439.35	4.70%	\$ 5,888.00	\$ 5,997.56	1.86%
MGS-S Customer 7402	\$ 2,528.77	\$ 2,642.91	4.51%	\$ 6,762.90	\$ 6,877.04	1.69%
MGS-S Customer 7403	\$ 2,566.38	\$ 2,681.42	4.48%	\$ 6,763.16	\$ 6,878.20	1.70%
MGS-S Customer 7404	\$ 6,001.84	\$ 6,194.47	3.21%	\$ 17,812.81	\$ 18,005.44	1.08%
MGS-S Customer 7405	\$ 778.11	\$ 839.49	7.89%	\$ 1,573.42	\$ 1,634.80	3.90%
MGS-S Customer 7406	\$ 1,720.78	\$ 1,816.67	5.57%	\$ 4,094.60	\$ 4,190.49	2.34%
MGS-S Customer 7407	\$ 1,425.40	\$ 1,501.28	5.32%	\$ 3,317.46	\$ 3,393.34	2.29%
MGS-S Customer 7408	\$ 1,748.02	\$ 1,831.14	4.76%	\$ 4,315.11	\$ 4,398.24	1.93%
MGS-S Customer 7409	\$ 1,570.94	\$ 1,650.13	5.04%	\$ 3,757.28	\$ 3,836.47	2.11%
MGS-S Customer 7410	\$ 1,667.44	\$ 1,748.89	4.88%	\$ 4,191.10	\$ 4,272.55	1.94%
MGS-S Customer 7411	\$ 3,145.89	\$ 3,273.93	4.07%	\$ 8,745.77	\$ 8,873.82	1.46%
MGS-S Customer 7412	\$ 2,716.96	\$ 2,835.30	4.36%	\$ 7,372.52	\$ 7,490.86	1.61%
MGS-S Customer 7413	\$ 3,007.34	\$ 3,119.06	3.71%	\$ 8,485.22	\$ 8,596.94	1.32%
MGS-S Customer 7414	\$ 1,994.62	\$ 2,083.41	4.45%	\$ 5,377.67	\$ 5,466.46	1.65%
MGS-S Customer 7415	\$ 18,374.28	\$ 18,845.65	2.57%	\$ 58,515.22	\$ 58,986.60	0.81%
MGS-S Customer 7416	\$ 2,056.83	\$ 2,147.04	4.39%	\$ 5,544.10	\$ 5,634.31	1.63%
MGS-S Customer 7417	\$ 1,080.97	\$ 1,162.44	7.54%	\$ 2,091.10	\$ 2,172.58	3.90%
MGS-S Customer 7418	\$ 4,366.99	\$ 4,522.61	3.56%	\$ 12,315.25	\$ 12,470.87	1.26%
MGS-S Customer 7419	\$ 3,168.25	\$ 3,296.85	4.06%	\$ 8,835.93	\$ 8,964.53	1.46%
MGS-S Customer 7420	\$ 1,208.30	\$ 1,279.36	5.88%	\$ 2,690.79	\$ 2,761.85	2.64%
MGS-S Customer 7421	\$ 1,274.50	\$ 1,347.05	5.69%	\$ 2,877.08	\$ 2,949.62	2.52%
MGS-S Customer 7422	\$ 2,352.29	\$ 2,449.10	4.12%	\$ 6,121.68	\$ 6,218.49	1.58%
MGS-S Customer 7423	\$ 1,327.27	\$ 1,414.33	6.56%	\$ 2,946.69	\$ 3,033.74	2.95%
MGS-S Customer 7424	\$ 1,640.89	\$ 1,721.72	4.93%	\$ 4,025.01	\$ 4,105.83	2.01%
MGS-S Customer 7425	\$ 2,019.36	\$ 2,108.76	4.43%	\$ 5,350.63	\$ 5,440.03	1.67%
MGS-S Customer 7426	\$ 2,627.82	\$ 2,744.18	4.43%	\$ 7,081.47	\$ 7,197.83	1.64%
MGS-S Customer 7427	\$ 4,801.12	\$ 4,966.98	3.45%	\$ 13,673.51	\$ 13,839.37	1.21%
MGS-S Customer 7428	\$ 1,706.14	\$ 1,788.44	4.82%	\$ 4,288.63	\$ 4,370.94	1.92%
MGS-S Customer 7429	\$ 6,956.95	\$ 7,171.27	3.08%	\$ 20,891.60	\$ 21,105.92	1.03%
MGS-S Customer 7430	\$ 1,845.15	\$ 1,943.88	5.35%	\$ 4,487.70	\$ 4,586.43	2.20%
MGS-S Customer 7431	\$ 2,790.07	\$ 2,910.07	4.30%	\$ 7,546.62	\$ 7,666.63	1.59%
MGS-S Customer 7432	\$ 2,243.06	\$ 2,350.75	4.80%	\$ 5,787.59	\$ 5,895.28	1.86%
MGS-S Customer 7433	\$ 1,968.88	\$ 2,057.11	4.48%	\$ 5,215.65	\$ 5,303.89	1.69%
MGS-S Customer 7434	\$ 1,769.27	\$ 1,866.24	5.48%	\$ 4,181.60	\$ 4,278.56	2.32%
MGS-S Customer 7435	\$ 2,067.66	\$ 2,171.36	5.02%	\$ 5,230.27	\$ 5,333.98	1.98%
MGS-S Customer 7436	\$ 1,940.84	\$ 2,041.68	5.20%	\$ 4,775.87	\$ 4,876.71	2.11%
MGS-S Customer 7437	\$ 1,632.35	\$ 1,726.31	5.76%	\$ 3,862.81	\$ 3,956.78	2.43%

Internal Use

Customer	Distribution 8/23 Prices	Distribution 1/24 Prices	Distribution % Difference	Delivery 8/23 Prices	Delivery 1/24 Prices	Delivery % Difference
MGS-S Customer 7438	\$ 2,680.30	\$ 2,784.57	3.89%	\$ 7,571.77	\$ 7,676.05	1.38%
MGS-S Customer 7439	\$ 1,298.65	\$ 1,385.01	6.65%	\$ 2,749.05	\$ 2,835.41	3.14%
MGS-S Customer 7440	\$ 10,360.27	\$ 10,650.96	2.81%	\$ 32,007.03	\$ 32,297.72	0.91%
MGS-S Customer 7441	\$ 2,865.95	\$ 2,988.62	4.28%	\$ 7,275.91	\$ 7,398.58	1.69%
MGS-S Customer 7442	\$ 1,275.42	\$ 1,361.30	6.73%	\$ 2,726.18	\$ 2,812.06	3.15%
MGS-S Customer 7443	\$ 5,145.71	\$ 5,318.82	3.36%	\$ 15,565.88	\$ 15,738.99	1.11%
MGS-S Customer 7444	\$ 1,144.80	\$ 1,214.48	6.09%	\$ 2,668.76	\$ 2,738.44	2.61%
MGS-S Customer 7445	\$ 2,146.54	\$ 2,252.03	4.91%	\$ 5,366.69	\$ 5,472.18	1.97%
MGS-S Customer 7446	\$ 8,480.70	\$ 8,729.79	2.94%	\$ 25,336.15	\$ 25,585.24	0.98%
MGS-S Customer 7447	\$ 2,898.69	\$ 3,021.17	4.23%	\$ 7,858.04	\$ 7,980.53	1.56%
MGS-S Customer 7448	\$ 8,284.36	\$ 8,528.42	2.95%	\$ 24,305.13	\$ 24,549.19	1.00%
MGS-S Customer 7449	\$ 1,542.05	\$ 1,620.63	5.10%	\$ 3,803.04	\$ 3,881.62	2.07%
MGS-S Customer 7450	\$ 1,644.43	\$ 1,739.59	5.79%	\$ 3,527.28	\$ 3,622.44	2.70%
MGS-S Customer 7451	\$ 1,655.59	\$ 1,750.01	5.70%	\$ 3,918.48	\$ 4,012.90	2.41%
MGS-S Customer 7452	\$ 5,352.02	\$ 5,529.79	3.32%	\$ 15,705.91	\$ 15,883.68	1.13%
MGS-S Customer 7453	\$ 1,485.42	\$ 1,562.76	5.21%	\$ 3,797.56	\$ 3,874.89	2.04%
MGS-S Customer 7454	\$ 3,804.44	\$ 3,947.32	3.76%	\$ 10,745.19	\$ 10,888.07	1.33%
MGS-S Customer 7455	\$ 1,338.38	\$ 1,412.40	5.53%	\$ 3,291.49	\$ 3,365.51	2.25%
MGS-S Customer 7456	\$ 1,033.56	\$ 1,113.96	7.78%	\$ 1,933.88	\$ 2,014.28	4.16%
MGS-S Customer 7457	\$ 2,548.43	\$ 2,662.99	4.50%	\$ 6,828.37	\$ 6,942.92	1.68%
MGS-S Customer 7458	\$ 1,818.36	\$ 1,916.47	5.40%	\$ 4,429.13	\$ 4,527.24	2.22%
MGS-S Customer 7459	\$ 2,719.39	\$ 2,837.87	4.36%	\$ 7,387.11	\$ 7,505.60	1.60%
MGS-S Customer 7460	\$ 12,194.32	\$ 12,529.59	2.75%	\$ 36,943.96	\$ 37,279.23	0.91%
MGS-S Customer 7461	\$ 4,625.32	\$ 4,786.76	3.49%	\$ 13,345.92	\$ 13,507.37	1.21%
MGS-S Customer 7462	\$ 3,218.40	\$ 3,352.32	4.16%	\$ 7,666.06	\$ 7,799.97	1.75%
MGS-S Customer 7463	\$ 2,472.32	\$ 2,571.89	4.03%	\$ 6,836.51	\$ 6,936.09	1.46%
MGS-S Customer 7464	\$ 6,766.06	\$ 6,975.80	3.10%	\$ 20,541.04	\$ 20,750.78	1.02%
MGS-S Customer 7465	\$ 1,556.17	\$ 1,635.07	5.07%	\$ 3,911.11	\$ 3,990.01	2.02%
MGS-S Customer 7466	\$ 2,961.44	\$ 3,085.33	4.18%	\$ 8,204.27	\$ 8,328.16	1.51%
MGS-S Customer 7467	\$ 2,949.31	\$ 3,072.95	4.19%	\$ 8,126.74	\$ 8,250.37	1.52%
MGS-S Customer 7468	\$ 2,223.56	\$ 2,330.80	4.82%	\$ 5,690.77	\$ 5,798.01	1.88%
MGS-S Customer 7469	\$ 3,033.74	\$ 3,146.01	3.70%	\$ 8,755.40	\$ 8,867.66	1.28%
MGS-S Customer 7470	\$ 2,293.95	\$ 2,402.76	4.74%	\$ 6,027.51	\$ 6,136.33	1.81%
MGS-S Customer 7471	\$ 1,589.45	\$ 1,682.36	5.85%	\$ 3,574.51	\$ 3,667.41	2.60%
MGS-S Customer 7472	\$ 3,292.86	\$ 3,424.22	3.99%	\$ 8,815.92	\$ 8,947.28	1.49%
MGS-S Customer 7473	\$ 1,760.56	\$ 1,857.36	5.50%	\$ 4,288.36	\$ 4,385.15	2.26%
MGS-S Customer 7474	\$ 3,552.23	\$ 3,689.50	3.86%	\$ 9,926.09	\$ 10,063.36	1.38%
MGS-S Customer 7475	\$ 6,856.76	\$ 7,068.47	3.09%	\$ 20,621.77	\$ 20,833.48	1.03%
MGS-S Customer 7476	\$ 4,560.23	\$ 4,720.16	3.51%	\$ 13,225.33	\$ 13,385.27	1.21%
MGS-S Customer 7477	\$ 3,805.42	\$ 3,948.44	3.76%	\$ 10,900.02	\$ 11,043.04	1.31%

Internal Use

Customer	Distribution 8/23 Prices	Distribution 1/24 Prices	Distribution % Difference	Delivery 8/23 Prices	Delivery 1/24 Prices	Delivery % Difference
MGS-S Customer 7478	\$ 1,013.32	\$ 1,079.99	6.58%	\$ 2,174.90	\$ 2,241.57	3.07%
MGS-S Customer 7479	\$ 1,495.93	\$ 1,573.41	5.18%	\$ 3,572.26	\$ 3,649.74	2.17%
MGS-S Customer 7480	\$ 1,372.17	\$ 1,460.21	6.42%	\$ 3,037.68	\$ 3,125.72	2.90%
MGS-S Customer 7481	\$ 6,018.63	\$ 6,211.52	3.20%	\$ 18,084.93	\$ 18,277.82	1.07%
MGS-S Customer 7482	\$ 4,367.80	\$ 4,523.49	3.56%	\$ 12,705.48	\$ 12,861.17	1.23%
MGS-S Customer 7483	\$ 1,594.75	\$ 1,674.55	5.00%	\$ 4,056.43	\$ 4,136.23	1.97%
MGS-S Customer 7484	\$ 3,399.13	\$ 3,532.89	3.94%	\$ 9,542.02	\$ 9,675.78	1.40%
MGS-S Customer 7485	\$ 2,175.40	\$ 2,268.27	4.27%	\$ 5,857.46	\$ 5,950.33	1.59%
MGS-S Customer 7486	\$ 2,390.12	\$ 2,501.12	4.64%	\$ 6,254.55	\$ 6,365.55	1.77%
MGS-S Customer 7487	\$ 2,085.71	\$ 2,189.85	4.99%	\$ 5,371.90	\$ 5,476.03	1.94%
MGS-S Customer 7488	\$ 1,805.83	\$ 1,903.63	5.42%	\$ 4,315.25	\$ 4,413.05	2.27%
MGS-S Customer 7489	\$ 5,333.50	\$ 5,510.90	3.33%	\$ 15,866.73	\$ 16,044.13	1.12%
MGS-S Customer 7490	\$ 957.02	\$ 1,022.41	6.83%	\$ 1,992.56	\$ 2,057.96	3.28%
MGS-S Customer 7491	\$ 1,868.24	\$ 1,967.48	5.31%	\$ 4,669.08	\$ 4,768.32	2.13%
MGS-S Customer 7492	\$ 6,346.01	\$ 6,546.21	3.15%	\$ 19,018.46	\$ 19,218.66	1.05%
MGS-S Customer 7493	\$ 1,982.36	\$ 2,084.14	5.13%	\$ 4,860.11	\$ 4,961.89	2.09%
MGS-S Customer 7494	\$ 5,422.67	\$ 5,602.07	3.31%	\$ 15,978.68	\$ 16,158.08	1.12%
MGS-S Customer 7495	\$ 6,477.51	\$ 6,680.58	3.14%	\$ 18,820.68	\$ 19,023.75	1.08%
MGS-S Customer 7496	\$ 2,127.51	\$ 2,232.58	4.94%	\$ 5,441.34	\$ 5,546.41	1.93%
MGS-S Customer 7497	\$ 3,856.14	\$ 4,000.39	3.74%	\$ 10,684.99	\$ 10,829.25	1.35%
MGS-S Customer 7498	\$ 3,763.82	\$ 3,905.83	3.77%	\$ 10,506.41	\$ 10,648.42	1.35%
MGS-S Customer 7499	\$ 1,843.36	\$ 1,928.75	4.63%	\$ 4,812.61	\$ 4,898.00	1.77%
MGS-S Customer 7500	\$ 3,025.28	\$ 3,150.63	4.14%	\$ 8,412.96	\$ 8,538.32	1.49%
MGS-S Customer 7501	\$ 2,069.02	\$ 2,159.51	4.37%	\$ 5,487.53	\$ 5,578.02	1.65%
MGS-S Customer 7502	\$ 5,484.97	\$ 5,665.80	3.30%	\$ 15,663.56	\$ 15,844.38	1.15%
MGS-S Customer 7503	\$ 2,004.44	\$ 2,093.48	4.44%	\$ 5,260.37	\$ 5,349.41	1.69%
MGS-S Customer 7504	\$ 1,865.84	\$ 1,964.97	5.31%	\$ 4,524.14	\$ 4,623.27	2.19%
MGS-S Customer 7505	\$ 2,684.07	\$ 2,801.69	4.38%	\$ 7,344.87	\$ 7,462.50	1.60%
MGS-S Customer 7506	\$ 1,979.70	\$ 2,081.43	5.14%	\$ 4,897.91	\$ 4,999.65	2.08%
MGS-S Customer 7507	\$ 1,033.40	\$ 1,100.47	6.49%	\$ 2,156.63	\$ 2,223.70	3.11%
MGS-S Customer 7508	\$ 2,639.54	\$ 2,756.14	4.42%	\$ 7,087.78	\$ 7,204.39	1.65%
MGS-S Customer 7509	\$ 1,698.41	\$ 1,780.54	4.84%	\$ 4,400.85	\$ 4,482.97	1.87%
MGS-S Customer 7510	\$ 3,225.73	\$ 3,355.61	4.03%	\$ 9,058.61	\$ 9,188.49	1.43%
MGS-S Customer 7511	\$ 1,454.12	\$ 1,530.72	5.27%	\$ 3,554.53	\$ 3,631.13	2.15%
MGS-S Customer 7512	\$ 1,919.83	\$ 2,020.20	5.23%	\$ 4,670.65	\$ 4,771.02	2.15%
MGS-S Customer 7513	\$ 6,782.49	\$ 6,992.42	3.10%	\$ 20,060.94	\$ 20,270.88	1.05%
MGS-S Customer 7514	\$ 7,803.03	\$ 8,053.17	3.21%	\$ 17,591.50	\$ 17,841.64	1.42%
MGS-S Customer 7515	\$ 1,604.11	\$ 1,684.10	4.99%	\$ 4,029.71	\$ 4,109.70	1.99%
MGS-S Customer 7516	\$ 1,405.70	\$ 1,494.52	6.32%	\$ 3,211.92	\$ 3,300.73	2.77%
MGS-S Customer 7517	\$ 3,485.42	\$ 3,621.15	3.89%	\$ 9,910.67	\$ 10,046.40	1.37%

Internal Use

Customer	Distribution 8/23 Prices	Distribution 1/24 Prices	Distribution % Difference	Delivery 8/23 Prices	Delivery 1/24 Prices	Delivery % Difference
MGS-S Customer 7518	\$ 2,221.91	\$ 2,329.10	4.82%	\$ 5,792.00	\$ 5,899.18	1.85%
MGS-S Customer 7519	\$ 3,266.74	\$ 3,384.25	3.60%	\$ 9,571.53	\$ 9,689.04	1.23%
MGS-S Customer 7520	\$ 2,110.45	\$ 2,215.18	4.96%	\$ 5,315.47	\$ 5,420.20	1.97%
MGS-S Customer 7521	\$ 5,321.74	\$ 5,498.78	3.33%	\$ 15,242.91	\$ 15,419.96	1.16%
MGS-S Customer 7522	\$ 1,166.26	\$ 1,249.68	7.15%	\$ 2,359.83	\$ 2,443.25	3.54%
MGS-S Customer 7523	\$ 1,605.73	\$ 1,685.76	4.98%	\$ 4,121.96	\$ 4,201.99	1.94%
MGS-S Customer 7524	\$ 7,641.39	\$ 7,870.84	3.00%	\$ 22,990.44	\$ 23,219.89	1.00%
MGS-S Customer 7525	\$ 2,104.47	\$ 2,209.05	4.97%	\$ 5,271.39	\$ 5,375.96	1.98%
MGS-S Customer 7526	\$ 4,665.74	\$ 4,829.19	3.50%	\$ 13,140.58	\$ 13,304.03	1.24%
MGS-S Customer 7527	\$ 1,548.78	\$ 1,627.44	5.08%	\$ 3,755.06	\$ 3,833.72	2.09%
MGS-S Customer 7528	\$ 2,146.27	\$ 2,251.75	4.91%	\$ 5,554.68	\$ 5,660.16	1.90%
MGS-S Customer 7529	\$ 2,188.31	\$ 2,294.77	4.86%	\$ 5,619.81	\$ 5,726.26	1.89%
MGS-S Customer 7530	\$ 1,692.60	\$ 1,787.89	5.63%	\$ 3,969.06	\$ 4,064.34	2.40%
MGS-S Customer 7531	\$ 1,094.09	\$ 1,175.88	7.48%	\$ 2,118.68	\$ 2,200.47	3.86%
MGS-S Customer 7532	\$ 3,017.41	\$ 3,142.57	4.15%	\$ 8,500.57	\$ 8,625.72	1.47%
MGS-S Customer 7533	\$ 4,560.18	\$ 4,720.24	3.51%	\$ 13,366.89	\$ 13,526.95	1.20%
MGS-S Customer 7534	\$ 8,196.92	\$ 8,439.05	2.95%	\$ 25,165.53	\$ 25,407.65	0.96%
MGS-S Customer 7535	\$ 971.08	\$ 1,050.05	8.13%	\$ 1,696.41	\$ 1,775.38	4.66%
MGS-S Customer 7536	\$ 1,510.40	\$ 1,588.28	5.16%	\$ 3,807.25	\$ 3,885.13	2.05%
MGS-S Customer 7537	\$ 2,521.95	\$ 2,635.94	4.52%	\$ 6,541.84	\$ 6,655.83	1.74%
MGS-S Customer 7538	\$ 2,522.40	\$ 2,636.33	4.52%	\$ 6,493.42	\$ 6,607.35	1.75%
MGS-S Customer 7539	\$ 1,452.44	\$ 1,529.00	5.27%	\$ 3,533.74	\$ 3,610.30	2.17%
MGS-S Customer 7540	\$ 2,575.67	\$ 2,677.59	3.96%	\$ 7,154.79	\$ 7,256.71	1.42%
MGS-S Customer 7541	\$ 1,676.65	\$ 1,758.22	4.87%	\$ 4,160.94	\$ 4,242.52	1.96%
MGS-S Customer 7542	\$ 1,554.48	\$ 1,633.35	5.07%	\$ 3,831.45	\$ 3,910.32	2.06%
MGS-S Customer 7543	\$ 2,110.84	\$ 2,215.53	4.96%	\$ 5,315.94	\$ 5,420.63	1.97%
MGS-S Customer 7544	\$ 1,717.13	\$ 1,799.68	4.81%	\$ 4,341.40	\$ 4,423.94	1.90%
MGS-S Customer 7545	\$ 1,857.13	\$ 1,942.79	4.61%	\$ 4,712.76	\$ 4,798.42	1.82%
MGS-S Customer 7546	\$ 1,524.03	\$ 1,602.22	5.13%	\$ 3,736.54	\$ 3,814.73	2.09%
MGS-S Customer 7547	\$ 2,799.91	\$ 2,920.14	4.29%	\$ 7,592.03	\$ 7,712.27	1.58%
MGS-S Customer 7548	\$ 2,174.37	\$ 2,267.23	4.27%	\$ 5,895.94	\$ 5,988.80	1.57%
MGS-S Customer 7549	\$ 10,033.37	\$ 10,322.05	2.88%	\$ 29,037.57	\$ 29,326.26	0.99%
MGS-S Customer 7550	\$ 1,739.40	\$ 1,822.49	4.78%	\$ 4,505.25	\$ 4,588.35	1.84%
MGS-S Customer 7551	\$ 11,233.70	\$ 11,544.83	2.77%	\$ 35,108.20	\$ 35,419.33	0.89%
MGS-S Customer 7552	\$ 3,161.15	\$ 3,289.59	4.06%	\$ 8,796.84	\$ 8,925.29	1.46%
MGS-S Customer 7553	\$ 3,062.92	\$ 3,189.17	4.12%	\$ 8,372.35	\$ 8,498.60	1.51%
MGS-S Customer 7554	\$ 2,030.30	\$ 2,133.19	5.07%	\$ 5,002.76	\$ 5,105.65	2.06%
MGS-S Customer 7555	\$ 3,235.72	\$ 3,365.82	4.02%	\$ 8,966.18	\$ 9,096.28	1.45%
MGS-S Customer 7556	\$ 2,714.59	\$ 2,832.83	4.36%	\$ 7,080.68	\$ 7,198.92	1.67%
MGS-S Customer 7557	\$ 7,482.33	\$ 7,708.14	3.02%	\$ 22,659.52	\$ 22,885.33	1.00%

Internal Use

Customer	Distribution 8/23 Prices	Distribution 1/24 Prices	Distribution % Difference	Delivery 8/23 Prices	Delivery 1/24 Prices	Delivery % Difference
MGS-S Customer 7558	\$ 1,796.98	\$ 1,894.63	5.43%	\$ 4,304.45	\$ 4,402.10	2.27%
MGS-S Customer 7559	\$ 2,380.48	\$ 2,491.27	4.65%	\$ 6,186.51	\$ 6,297.30	1.79%
MGS-S Customer 7560	\$ 2,199.41	\$ 2,306.09	4.85%	\$ 5,567.75	\$ 5,674.43	1.92%
MGS-S Customer 7561	\$ 6,876.56	\$ 7,088.79	3.09%	\$ 19,717.68	\$ 19,929.92	1.08%
MGS-S Customer 7562	\$ 795.12	\$ 870.52	9.48%	\$ 1,050.77	\$ 1,126.17	7.18%
MGS-S Customer 7563	\$ 9,567.40	\$ 9,840.27	2.85%	\$ 29,022.01	\$ 29,294.88	0.94%
MGS-S Customer 7564	\$ 6,910.40	\$ 7,123.30	3.08%	\$ 20,842.75	\$ 21,055.65	1.02%
MGS-S Customer 7565	\$ 4,050.10	\$ 4,198.58	3.67%	\$ 11,321.85	\$ 11,470.33	1.31%
MGS-S Customer 7566	\$ 3,431.86	\$ 3,566.32	3.92%	\$ 9,169.37	\$ 9,303.83	1.47%
MGS-S Customer 7567	\$ 2,468.87	\$ 2,581.63	4.57%	\$ 6,483.69	\$ 6,596.45	1.74%
MGS-S Customer 7568	\$ 1,066.10	\$ 1,133.97	6.37%	\$ 2,351.19	\$ 2,419.06	2.89%
MGS-S Customer 7569	\$ 6,612.75	\$ 6,819.05	3.12%	\$ 20,258.27	\$ 20,464.57	1.02%
MGS-S Customer 7570	\$ 1,891.51	\$ 1,978.03	4.57%	\$ 4,955.55	\$ 5,042.06	1.75%
MGS-S Customer 7571	\$ 2,714.58	\$ 2,832.93	4.36%	\$ 7,349.74	\$ 7,468.09	1.61%
MGS-S Customer 7572	\$ 2,464.42	\$ 2,563.85	4.03%	\$ 6,839.92	\$ 6,939.35	1.45%
MGS-S Customer 7573	\$ 1,384.12	\$ 1,459.10	5.42%	\$ 3,244.88	\$ 3,319.86	2.31%
MGS-S Customer 7574	\$ 1,921.09	\$ 2,008.23	4.54%	\$ 5,040.42	\$ 5,127.56	1.73%
MGS-S Customer 7575	\$ 3,317.47	\$ 3,436.15	3.58%	\$ 9,347.85	\$ 9,466.53	1.27%
MGS-S Customer 7576	\$ 2,234.60	\$ 2,342.08	4.81%	\$ 5,706.00	\$ 5,813.49	1.88%
MGS-S Customer 7577	\$ 1,904.77	\$ 1,991.60	4.56%	\$ 4,994.59	\$ 5,081.42	1.74%
MGS-S Customer 7578	\$ 2,618.37	\$ 2,734.48	4.43%	\$ 6,875.42	\$ 6,991.53	1.69%
MGS-S Customer 7579	\$ 602.67	\$ 660.08	9.53%	\$ 878.85	\$ 936.26	6.53%
MGS-S Customer 7580	\$ 2,602.44	\$ 2,718.22	4.45%	\$ 6,743.88	\$ 6,859.66	1.72%
MGS-S Customer 7581	\$ 2,025.49	\$ 2,128.27	5.07%	\$ 5,096.30	\$ 5,199.08	2.02%
MGS-S Customer 7582	\$ 3,283.25	\$ 3,401.12	3.59%	\$ 9,568.46	\$ 9,686.33	1.23%
MGS-S Customer 7583	\$ 8,515.28	\$ 8,764.65	2.93%	\$ 26,271.54	\$ 26,520.91	0.95%
MGS-S Customer 7584	\$ 1,542.80	\$ 1,634.68	5.96%	\$ 3,524.37	\$ 3,616.24	2.61%
MGS-S Customer 7585	\$ 682.39	\$ 754.87	10.62%	\$ 798.92	\$ 871.40	9.07%
MGS-S Customer 7586	\$ 4,818.09	\$ 4,984.19	3.45%	\$ 13,610.31	\$ 13,776.41	1.22%
MGS-S Customer 7587	\$ 6,126.75	\$ 6,321.98	3.19%	\$ 18,098.51	\$ 18,293.73	1.08%
MGS-S Customer 7588	\$ 1,669.23	\$ 1,750.72	4.88%	\$ 4,274.03	\$ 4,355.51	1.91%
MGS-S Customer 7589	\$ 629.76	\$ 701.04	11.32%	\$ 789.81	\$ 861.09	9.02%
MGS-S Customer 7590	\$ 3,483.92	\$ 3,619.55	3.89%	\$ 9,763.66	\$ 9,899.29	1.39%
MGS-S Customer 7591	\$ 1,685.64	\$ 1,767.46	4.85%	\$ 4,325.96	\$ 4,407.78	1.89%
MGS-S Customer 7592	\$ 3,906.28	\$ 4,051.49	3.72%	\$ 11,416.42	\$ 11,561.62	1.27%
MGS-S Customer 7593	\$ 2,092.79	\$ 2,183.72	4.34%	\$ 5,443.88	\$ 5,534.81	1.67%
MGS-S Customer 7594	\$ 1,426.53	\$ 1,502.52	5.33%	\$ 3,495.44	\$ 3,571.42	2.17%
MGS-S Customer 7595	\$ 2,444.36	\$ 2,556.56	4.59%	\$ 6,467.60	\$ 6,579.79	1.73%
MGS-S Customer 7596	\$ 5,456.97	\$ 5,623.79	3.06%	\$ 15,572.38	\$ 15,739.20	1.07%
MGS-S Customer 7597	\$ 1,569.74	\$ 1,648.95	5.05%	\$ 3,890.34	\$ 3,969.55	2.04%

Internal Use

Customer	Distribution 8/23 Prices	Distribution 1/24 Prices	Distribution % Difference	Delivery 8/23 Prices	Delivery 1/24 Prices	Delivery % Difference
MGS-S Customer 7598	\$ 1,087.51	\$ 1,155.86	6.28%	\$ 2,416.76	\$ 2,485.11	2.83%
MGS-S Customer 7599	\$ 9,804.25	\$ 10,082.71	2.84%	\$ 29,533.65	\$ 29,812.11	0.94%
MGS-S Customer 7600	\$ 16,411.45	\$ 16,838.63	2.60%	\$ 51,020.15	\$ 51,447.33	0.84%
MGS-S Customer 7601	\$ 1,944.13	\$ 2,045.08	5.19%	\$ 4,884.33	\$ 4,985.28	2.07%
MGS-S Customer 7602	\$ 1,753.56	\$ 1,836.93	4.75%	\$ 4,469.73	\$ 4,553.09	1.86%
MGS-S Customer 7603	\$ 2,802.23	\$ 2,922.53	4.29%	\$ 7,381.05	\$ 7,501.36	1.63%
MGS-S Customer 7604	\$ 1,428.33	\$ 1,517.64	6.25%	\$ 3,219.10	\$ 3,308.41	2.77%
MGS-S Customer 7605	\$ 3,718.80	\$ 3,859.80	3.79%	\$ 10,440.53	\$ 10,581.52	1.35%
MGS-S Customer 7606	\$ 1,598.71	\$ 1,691.87	5.83%	\$ 3,668.60	\$ 3,761.76	2.54%
MGS-S Customer 7607	\$ 3,972.09	\$ 4,118.70	3.69%	\$ 10,999.38	\$ 11,145.99	1.33%
MGS-S Customer 7608	\$ 4,874.10	\$ 5,041.19	3.43%	\$ 14,066.57	\$ 14,233.66	1.19%
MGS-S Customer 7609	\$ 1,466.72	\$ 1,543.60	5.24%	\$ 3,625.84	\$ 3,702.72	2.12%
MGS-S Customer 7610	\$ 3,211.97	\$ 3,341.44	4.03%	\$ 8,551.91	\$ 8,681.37	1.51%
MGS-S Customer 7611	\$ 2,189.31	\$ 2,295.76	4.86%	\$ 5,697.19	\$ 5,803.64	1.87%
MGS-S Customer 7612	\$ 1,197.06	\$ 1,281.09	7.02%	\$ 2,338.81	\$ 2,422.84	3.59%
MGS-S Customer 7613	\$ 3,257.11	\$ 3,374.41	3.60%	\$ 9,471.00	\$ 9,588.30	1.24%
MGS-S Customer 7614	\$ 1,471.16	\$ 1,561.42	6.14%	\$ 3,318.82	\$ 3,409.08	2.72%
MGS-S Customer 7615	\$ 3,760.21	\$ 3,888.89	3.42%	\$ 10,778.96	\$ 10,907.63	1.19%
MGS-S Customer 7616	\$ 4,192.04	\$ 4,343.73	3.62%	\$ 11,820.15	\$ 11,971.84	1.28%
MGS-S Customer 7617	\$ 2,585.28	\$ 2,700.68	4.46%	\$ 6,748.86	\$ 6,864.25	1.71%
MGS-S Customer 7618	\$ 1,533.33	\$ 1,611.69	5.11%	\$ 3,664.29	\$ 3,742.65	2.14%
MGS-S Customer 7619	\$ 644.61	\$ 702.97	9.05%	\$ 1,084.28	\$ 1,142.64	5.38%
MGS-S Customer 7620	\$ 2,003.86	\$ 2,106.14	5.10%	\$ 5,023.71	\$ 5,125.98	2.04%
MGS-S Customer 7621	\$ 1,733.60	\$ 1,816.52	4.78%	\$ 4,466.90	\$ 4,549.83	1.86%
MGS-S Customer 7622	\$ 2,543.28	\$ 2,657.75	4.50%	\$ 6,709.19	\$ 6,823.66	1.71%
MGS-S Customer 7623	\$ 1,660.40	\$ 1,754.92	5.69%	\$ 3,848.13	\$ 3,942.65	2.46%
MGS-S Customer 7624	\$ 1,619.27	\$ 1,699.59	4.96%	\$ 4,101.45	\$ 4,181.77	1.96%
MGS-S Customer 7625	\$ 1,882.97	\$ 1,969.27	4.58%	\$ 4,860.92	\$ 4,947.22	1.78%
MGS-S Customer 7626	\$ 2,244.84	\$ 2,339.34	4.21%	\$ 6,102.27	\$ 6,196.77	1.55%
MGS-S Customer 7627	\$ 1,665.11	\$ 1,746.48	4.89%	\$ 4,244.04	\$ 4,325.40	1.92%
MGS-S Customer 7628	\$ 1,788.69	\$ 1,872.87	4.71%	\$ 4,671.66	\$ 4,755.84	1.80%
MGS-S Customer 7629	\$ 2,809.87	\$ 2,930.35	4.29%	\$ 7,616.64	\$ 7,737.12	1.58%
MGS-S Customer 7630	\$ 1,330.29	\$ 1,404.13	5.55%	\$ 3,213.64	\$ 3,287.48	2.30%
MGS-S Customer 7631	\$ 1,480.40	\$ 1,570.85	6.11%	\$ 3,270.71	\$ 3,361.16	2.77%
MGS-S Customer 7632	\$ 2,244.68	\$ 2,339.14	4.21%	\$ 6,417.76	\$ 6,512.22	1.47%
MGS-S Customer 7633	\$ 2,985.47	\$ 3,109.91	4.17%	\$ 8,169.45	\$ 8,293.89	1.52%
MGS-S Customer 7634	\$ 1,905.45	\$ 1,992.28	4.56%	\$ 4,986.49	\$ 5,073.32	1.74%
MGS-S Customer 7635	\$ 2,117.36	\$ 2,208.92	4.32%	\$ 5,804.21	\$ 5,895.77	1.58%
MGS-S Customer 7636	\$ 3,221.67	\$ 3,351.47	4.03%	\$ 8,864.33	\$ 8,994.13	1.46%
MGS-S Customer 7637	\$ 1,848.40	\$ 1,933.81	4.62%	\$ 4,742.36	\$ 4,827.77	1.80%

Internal Use

Customer	Distribution 8/23 Prices	Distribution 1/24 Prices	Distribution % Difference	Delivery 8/23 Prices	Delivery 1/24 Prices	Delivery % Difference
MGS-S Customer 7638	\$ 1,364.91	\$ 1,439.50	5.46%	\$ 3,288.97	\$ 3,363.56	2.27%
MGS-S Customer 7639	\$ 1,730.31	\$ 1,813.18	4.79%	\$ 4,454.89	\$ 4,537.76	1.86%
MGS-S Customer 7640	\$ 1,391.71	\$ 1,466.84	5.40%	\$ 3,305.34	\$ 3,380.48	2.27%
MGS-S Customer 7641	\$ 2,771.22	\$ 2,890.84	4.32%	\$ 7,414.95	\$ 7,534.57	1.61%
MGS-S Customer 7642	\$ 3,366.67	\$ 3,499.65	3.95%	\$ 9,269.45	\$ 9,402.44	1.43%
MGS-S Customer 7643	\$ 2,698.96	\$ 2,816.97	4.37%	\$ 7,296.97	\$ 7,414.97	1.62%
MGS-S Customer 7644	\$ 1,540.76	\$ 1,632.58	5.96%	\$ 3,531.09	\$ 3,622.91	2.60%
MGS-S Customer 7645	\$ 4,612.97	\$ 4,774.12	3.49%	\$ 12,855.08	\$ 13,016.24	1.25%
MGS-S Customer 7646	\$ 3,073.26	\$ 3,199.68	4.11%	\$ 8,516.33	\$ 8,642.75	1.48%
MGS-S Customer 7647	\$ 4,675.01	\$ 4,837.48	3.48%	\$ 13,518.10	\$ 13,680.58	1.20%
MGS-S Customer 7648	\$ 2,154.31	\$ 2,246.72	4.29%	\$ 5,675.03	\$ 5,767.43	1.63%
MGS-S Customer 7649	\$ 3,453.30	\$ 3,588.25	3.91%	\$ 9,665.56	\$ 9,800.51	1.40%
MGS-S Customer 7650	\$ 2,517.26	\$ 2,631.08	4.52%	\$ 6,670.71	\$ 6,784.53	1.71%
MGS-S Customer 7651	\$ 2,721.78	\$ 2,840.26	4.35%	\$ 7,227.03	\$ 7,345.51	1.64%
MGS-S Customer 7652	\$ 1,920.36	\$ 2,020.78	5.23%	\$ 4,809.49	\$ 4,909.91	2.09%
MGS-S Customer 7653	\$ 1,154.56	\$ 1,224.42	6.05%	\$ 2,624.46	\$ 2,694.31	2.66%
MGS-S Customer 7654	\$ 2,409.22	\$ 2,520.66	4.63%	\$ 6,303.85	\$ 6,415.28	1.77%
MGS-S Customer 7655	\$ 2,244.07	\$ 2,351.74	4.80%	\$ 5,741.66	\$ 5,849.33	1.88%
MGS-S Customer 7656	\$ 711.53	\$ 771.40	8.41%	\$ 1,221.18	\$ 1,281.06	4.90%
MGS-S Customer 7657	\$ 1,423.40	\$ 1,499.33	5.33%	\$ 3,495.93	\$ 3,571.87	2.17%
MGS-S Customer 7658	\$ 1,011.04	\$ 1,077.59	6.58%	\$ 2,064.65	\$ 2,131.20	3.22%
MGS-S Customer 7659	\$ 1,557.30	\$ 1,636.18	5.07%	\$ 3,807.77	\$ 3,886.65	2.07%
MGS-S Customer 7660	\$ 1,971.27	\$ 2,072.82	5.15%	\$ 4,965.74	\$ 5,067.30	2.05%
MGS-S Customer 7661	\$ 7,839.58	\$ 8,073.50	2.98%	\$ 23,872.36	\$ 24,106.28	0.98%
MGS-S Customer 7662	\$ 1,608.68	\$ 1,688.78	4.98%	\$ 3,972.21	\$ 4,052.31	2.02%
MGS-S Customer 7663	\$ 1,077.85	\$ 1,145.93	6.32%	\$ 2,324.21	\$ 2,392.29	2.93%
MGS-S Customer 7664	\$ 16,539.17	\$ 16,969.20	2.60%	\$ 52,639.35	\$ 53,069.38	0.82%
MGS-S Customer 7665	\$ 1,705.64	\$ 1,787.82	4.82%	\$ 4,199.68	\$ 4,281.86	1.96%
MGS-S Customer 7666	\$ 1,844.27	\$ 1,942.92	5.35%	\$ 4,442.38	\$ 4,541.02	2.22%
MGS-S Customer 7667	\$ 4,684.20	\$ 4,846.89	3.47%	\$ 13,302.57	\$ 13,465.27	1.22%
MGS-S Customer 7668	\$ 2,860.44	\$ 2,982.04	4.25%	\$ 7,601.41	\$ 7,723.01	1.60%
MGS-S Customer 7669	\$ 1,954.98	\$ 2,056.15	5.17%	\$ 4,761.61	\$ 4,862.78	2.12%
MGS-S Customer 7670	\$ 1,618.83	\$ 1,699.14	4.96%	\$ 4,162.36	\$ 4,242.67	1.93%
MGS-S Customer 7671	\$ 2,481.03	\$ 2,594.08	4.56%	\$ 6,407.10	\$ 6,520.15	1.76%
MGS-S Customer 7672	\$ 4,948.80	\$ 5,117.48	3.41%	\$ 14,539.67	\$ 14,708.35	1.16%
MGS-S Customer 7673	\$ 1,751.85	\$ 1,848.46	5.51%	\$ 4,210.52	\$ 4,307.13	2.29%
MGS-S Customer 7674	\$ 1,882.96	\$ 1,982.54	5.29%	\$ 4,654.25	\$ 4,753.84	2.14%
MGS-S Customer 7675	\$ 4,621.45	\$ 4,782.78	3.49%	\$ 13,418.93	\$ 13,580.25	1.20%
MGS-S Customer 7676	\$ 1,622.51	\$ 1,716.17	5.77%	\$ 3,710.49	\$ 3,804.16	2.52%
MGS-S Customer 7677	\$ 1,851.65	\$ 1,937.24	4.62%	\$ 4,879.21	\$ 4,964.79	1.75%

Internal Use

Customer	Distribution 8/23 Prices	Distribution 1/24 Prices	Distribution % Difference	Delivery 8/23 Prices	Delivery 1/24 Prices	Delivery % Difference
MGS-S Customer 7678	\$ 20,445.12	\$ 20,963.35	2.53%	\$ 66,020.26	\$ 66,538.49	0.78%
MGS-S Customer 7679	\$ 483.84	\$ 538.56	11.31%	\$ 662.28	\$ 717.00	8.26%
MGS-S Customer 7680	\$ 2,550.12	\$ 2,664.71	4.49%	\$ 6,733.18	\$ 6,847.77	1.70%
MGS-S Customer 7681	\$ 2,472.54	\$ 2,572.27	4.03%	\$ 6,701.03	\$ 6,800.75	1.49%
MGS-S Customer 7682	\$ 2,409.93	\$ 2,521.39	4.63%	\$ 6,190.99	\$ 6,302.45	1.80%
MGS-S Customer 7683	\$ 3,936.44	\$ 4,082.31	3.71%	\$ 11,340.07	\$ 11,485.94	1.29%
MGS-S Customer 7684	\$ 1,891.30	\$ 1,991.06	5.27%	\$ 4,837.08	\$ 4,936.84	2.06%
MGS-S Customer 7685	\$ 2,301.08	\$ 2,410.08	4.74%	\$ 5,922.29	\$ 6,031.29	1.84%
MGS-S Customer 7686	\$ 1,742.83	\$ 1,839.24	5.53%	\$ 4,189.93	\$ 4,286.34	2.30%
MGS-S Customer 7687	\$ 6,462.45	\$ 6,665.55	3.14%	\$ 19,755.83	\$ 19,958.93	1.03%
MGS-S Customer 7688	\$ 685.87	\$ 745.16	8.64%	\$ 1,307.56	\$ 1,366.85	4.53%
MGS-S Customer 7689	\$ 5,832.63	\$ 6,021.31	3.23%	\$ 17,388.75	\$ 17,577.43	1.09%
MGS-S Customer 7690	\$ 1,024.99	\$ 1,091.93	6.53%	\$ 2,245.18	\$ 2,312.12	2.98%
MGS-S Customer 7691	\$ 1,479.47	\$ 1,556.66	5.22%	\$ 3,704.13	\$ 3,781.32	2.08%
MGS-S Customer 7692	\$ 2,470.44	\$ 2,569.99	4.03%	\$ 6,845.13	\$ 6,944.68	1.45%
MGS-S Customer 7693	\$ 5,431.38	\$ 5,597.68	3.06%	\$ 16,491.25	\$ 16,657.55	1.01%
MGS-S Customer 7694	\$ 3,874.61	\$ 4,018.96	3.73%	\$ 10,699.13	\$ 10,843.48	1.35%
MGS-S Customer 7695	\$ 2,372.39	\$ 2,482.91	4.66%	\$ 5,991.18	\$ 6,101.70	1.84%
MGS-S Customer 7696	\$ 2,663.85	\$ 2,781.06	4.40%	\$ 7,304.62	\$ 7,421.82	1.60%
MGS-S Customer 7697	\$ 1,560.57	\$ 1,652.88	5.92%	\$ 3,609.81	\$ 3,702.12	2.56%
MGS-S Customer 7698	\$ 4,716.33	\$ 4,879.76	3.47%	\$ 13,544.71	\$ 13,708.15	1.21%
MGS-S Customer 7699	\$ 4,184.27	\$ 4,335.72	3.62%	\$ 11,846.01	\$ 11,997.46	1.28%
MGS-S Customer 7700	\$ 1,782.36	\$ 1,879.63	5.46%	\$ 4,318.91	\$ 4,416.18	2.25%
MGS-S Customer 7701	\$ 1,249.18	\$ 1,321.13	5.76%	\$ 2,851.76	\$ 2,923.71	2.52%
MGS-S Customer 7702	\$ 5,560.44	\$ 5,742.93	3.28%	\$ 16,566.81	\$ 16,749.30	1.10%
MGS-S Customer 7703	\$ 1,571.98	\$ 1,651.17	5.04%	\$ 3,819.49	\$ 3,898.69	2.07%
MGS-S Customer 7704	\$ 1,885.55	\$ 1,971.90	4.58%	\$ 4,946.68	\$ 5,033.04	1.75%
MGS-S Customer 7705	\$ 1,613.45	\$ 1,693.68	4.97%	\$ 4,095.94	\$ 4,176.17	1.96%
MGS-S Customer 7706	\$ 1,430.39	\$ 1,519.72	6.25%	\$ 3,168.26	\$ 3,257.60	2.82%
MGS-S Customer 7707	\$ 1,976.92	\$ 2,078.59	5.14%	\$ 4,959.41	\$ 5,061.08	2.05%
MGS-S Customer 7708	\$ 1,168.69	\$ 1,238.79	6.00%	\$ 2,569.96	\$ 2,640.06	2.73%
MGS-S Customer 7709	\$ 4,624.34	\$ 4,785.70	3.49%	\$ 13,420.14	\$ 13,581.50	1.20%
MGS-S Customer 7710	\$ 1,142.28	\$ 1,225.12	7.25%	\$ 2,254.51	\$ 2,337.34	3.67%
MGS-S Customer 7711	\$ 1,129.32	\$ 1,211.88	7.31%	\$ 2,229.84	\$ 2,312.40	3.70%
MGS-S Customer 7712	\$ 1,329.90	\$ 1,416.92	6.54%	\$ 2,755.06	\$ 2,842.09	3.16%
MGS-S Customer 7713	\$ 2,989.42	\$ 3,113.93	4.17%	\$ 8,127.58	\$ 8,252.09	1.53%
MGS-S Customer 7714	\$ 2,444.79	\$ 2,556.99	4.59%	\$ 6,342.80	\$ 6,455.00	1.77%
MGS-S Customer 7715	\$ 1,872.82	\$ 1,972.14	5.30%	\$ 4,571.90	\$ 4,671.23	2.17%
MGS-S Customer 7716	\$ 1,417.18	\$ 1,506.19	6.28%	\$ 3,140.60	\$ 3,229.61	2.83%
MGS-S Customer 7717	\$ 745.50	\$ 806.14	8.13%	\$ 1,326.25	\$ 1,386.90	4.57%

Customer	Distribution 8/23 Prices	Distribution 1/24 Prices	Distribution % Difference	Delivery 8/23 Prices	Delivery 1/24 Prices	Delivery % Difference
MGS-S Customer 7718	\$ 1,560.73	\$ 1,639.70	5.06%	\$ 3,807.22	\$ 3,886.19	2.07%
MGS-S Customer 7719	\$ 1,204.41	\$ 1,288.69	7.00%	\$ 2,491.28	\$ 2,575.56	3.38%
MGS-S Customer 7720	\$ 3,328.56	\$ 3,460.82	3.97%	\$ 9,263.60	\$ 9,395.87	1.43%
MGS-S Customer 7721	\$ 608.45	\$ 665.99	9.46%	\$ 878.60	\$ 936.14	6.55%
MGS-S Customer 7722	\$ 2,045.20	\$ 2,148.38	5.04%	\$ 5,153.00	\$ 5,256.18	2.00%
MGS-S Customer 7723	\$ 2,414.98	\$ 2,526.46	4.62%	\$ 6,029.66	\$ 6,141.14	1.85%
MGS-S Customer 7724	\$ 1,720.64	\$ 1,816.52	5.57%	\$ 4,064.68	\$ 4,160.56	2.36%
MGS-S Customer 7725	\$ 6,963.10	\$ 7,177.28	3.08%	\$ 21,239.59	\$ 21,453.78	1.01%
MGS-S Customer 7726	\$ 2,776.40	\$ 2,896.17	4.31%	\$ 7,375.16	\$ 7,494.92	1.62%
MGS-S Customer 7727	\$ 2,131.92	\$ 2,237.11	4.93%	\$ 5,469.10	\$ 5,574.28	1.92%
MGS-S Customer 7728	\$ 1,703.56	\$ 1,799.09	5.61%	\$ 4,107.81	\$ 4,203.34	2.33%
MGS-S Customer 7729	\$ 2,369.82	\$ 2,467.09	4.10%	\$ 6,655.57	\$ 6,752.84	1.46%
MGS-S Customer 7730	\$ 1,732.89	\$ 1,829.06	5.55%	\$ 4,095.98	\$ 4,192.14	2.35%
MGS-S Customer 7731	\$ 5,969.88	\$ 6,162.41	3.23%	\$ 17,415.96	\$ 17,608.49	1.11%
MGS-S Customer 7732	\$ 1,585.54	\$ 1,678.37	5.85%	\$ 3,686.72	\$ 3,779.55	2.52%
MGS-S Customer 7733	\$ 2,243.87	\$ 2,351.58	4.80%	\$ 5,841.53	\$ 5,949.23	1.84%
MGS-S Customer 7734	\$ 18,438.80	\$ 18,911.77	2.57%	\$ 58,560.34	\$ 59,033.31	0.81%
MGS-S Customer 7735	\$ 2,281.84	\$ 2,390.39	4.76%	\$ 5,981.93	\$ 6,090.49	1.81%
MGS-S Customer 7736	\$ 2,520.37	\$ 2,634.29	4.52%	\$ 6,684.54	\$ 6,798.45	1.70%
MGS-S Customer 7737	\$ 2,440.40	\$ 2,539.28	4.05%	\$ 6,722.82	\$ 6,821.71	1.47%
MGS-S Customer 7738	\$ 2,546.27	\$ 2,647.50	3.98%	\$ 7,120.80	\$ 7,222.03	1.42%
MGS-S Customer 7739	\$ 1,437.29	\$ 1,526.79	6.23%	\$ 3,188.65	\$ 3,278.15	2.81%
MGS-S Customer 7740	\$ 3,189.54	\$ 3,318.56	4.05%	\$ 8,646.09	\$ 8,775.11	1.49%
MGS-S Customer 7741	\$ 3,041.01	\$ 3,166.71	4.13%	\$ 8,511.55	\$ 8,637.25	1.48%
MGS-S Customer 7742	\$ 3,513.76	\$ 3,650.05	3.88%	\$ 9,649.57	\$ 9,785.86	1.41%
MGS-S Customer 7743	\$ 6,647.73	\$ 6,854.89	3.12%	\$ 20,159.76	\$ 20,366.92	1.03%
MGS-S Customer 7744	\$ 2,485.13	\$ 2,598.26	4.55%	\$ 6,484.54	\$ 6,597.67	1.74%
MGS-S Customer 7745	\$ 3,360.72	\$ 3,493.69	3.96%	\$ 9,417.18	\$ 9,550.15	1.41%
MGS-S Customer 7746	\$ 3,652.21	\$ 3,791.61	3.82%	\$ 10,239.95	\$ 10,379.35	1.36%
MGS-S Customer 7747	\$ 1,466.85	\$ 1,543.68	5.24%	\$ 3,505.57	\$ 3,582.40	2.19%
MGS-S Customer 7748	\$ 2,037.97	\$ 2,141.01	5.06%	\$ 5,183.50	\$ 5,286.54	1.99%
MGS-S Customer 7749	\$ 2,372.65	\$ 2,483.20	4.66%	\$ 6,117.11	\$ 6,227.66	1.81%
MGS-S Customer 7750	\$ 3,055.87	\$ 3,181.87	4.12%	\$ 8,428.09	\$ 8,554.09	1.50%
MGS-S Customer 7751	\$ 5,990.19	\$ 6,182.46	3.21%	\$ 18,120.01	\$ 18,312.28	1.06%
MGS-S Customer 7752	\$ 1,735.80	\$ 1,832.06	5.55%	\$ 4,138.87	\$ 4,235.12	2.33%
MGS-S Customer 7753	\$ 629.76	\$ 701.04	11.32%	\$ 629.76	\$ 701.04	11.32%
MGS-S Customer 7754	\$ 3,160.72	\$ 3,290.37	4.10%	\$ 8,351.11	\$ 8,480.77	1.55%
MGS-S Customer 7755	\$ 1,764.53	\$ 1,848.13	4.74%	\$ 4,576.32	\$ 4,659.92	1.83%
MGS-S Customer 7756	\$ 2,176.83	\$ 2,283.04	4.88%	\$ 5,495.40	\$ 5,601.62	1.93%
MGS-S Customer 7757	\$ 3,485.54	\$ 3,621.27	3.89%	\$ 9,910.01	\$ 10,045.74	1.37%

Internal Use

Customer	Distribution 8/23 Prices	Distribution 1/24 Prices	Distribution % Difference	Delivery 8/23 Prices	Delivery 1/24 Prices	Delivery % Difference
MGS-S Customer 7758	\$ 814.49	\$ 889.95	9.26%	\$ 1,230.01	\$ 1,305.47	6.13%
MGS-S Customer 7759	\$ 2,525.41	\$ 2,639.43	4.51%	\$ 6,538.22	\$ 6,652.25	1.74%
MGS-S Customer 7760	\$ 1,509.70	\$ 1,600.84	6.04%	\$ 3,526.02	\$ 3,617.16	2.58%
MGS-S Customer 7761	\$ 1,642.57	\$ 1,723.43	4.92%	\$ 4,203.66	\$ 4,284.51	1.92%
MGS-S Customer 7762	\$ 3,014.45	\$ 3,126.32	3.71%	\$ 8,478.50	\$ 8,590.36	1.32%
MGS-S Customer 7763	\$ 1,555.04	\$ 1,633.96	5.08%	\$ 3,926.89	\$ 4,005.81	2.01%
MGS-S Customer 7764	\$ 3,401.60	\$ 3,535.39	3.93%	\$ 9,583.72	\$ 9,717.52	1.40%
MGS-S Customer 7765	\$ 1,082.28	\$ 1,150.47	6.30%	\$ 2,322.34	\$ 2,390.53	2.94%
MGS-S Customer 7766	\$ 3,538.60	\$ 3,675.56	3.87%	\$ 10,123.52	\$ 10,260.48	1.35%
MGS-S Customer 7767	\$ 4,390.71	\$ 4,550.53	3.64%	\$ 11,462.11	\$ 11,621.93	1.39%
MGS-S Customer 7768	\$ 11,794.91	\$ 12,133.75	2.87%	\$ 30,465.85	\$ 30,804.69	1.11%
MGS-S Customer 7769	\$ 1,463.95	\$ 1,554.04	6.15%	\$ 3,286.61	\$ 3,376.70	2.74%
MGS-S Customer 7770	\$ 1,535.74	\$ 1,627.44	5.97%	\$ 3,483.35	\$ 3,575.05	2.63%
MGS-S Customer 7771	\$ 14,036.84	\$ 14,414.02	2.69%	\$ 43,071.60	\$ 43,448.79	0.88%
MGS-S Customer 7772	\$ 5,230.38	\$ 5,405.54	3.35%	\$ 15,351.50	\$ 15,526.67	1.14%
MGS-S Customer 7773	\$ 6,128.58	\$ 6,324.03	3.19%	\$ 18,043.54	\$ 18,238.99	1.08%
MGS-S Customer 7774	\$ 2,086.35	\$ 2,190.47	4.99%	\$ 5,287.89	\$ 5,392.01	1.97%
MGS-S Customer 7775	\$ 5,903.54	\$ 6,094.06	3.23%	\$ 17,406.46	\$ 17,596.97	1.09%
MGS-S Customer 7776	\$ 9,499.09	\$ 9,770.69	2.86%	\$ 29,585.02	\$ 29,856.62	0.92%
MGS-S Customer 7777	\$ 1,122.30	\$ 1,191.37	6.15%	\$ 2,424.01	\$ 2,493.08	2.85%
MGS-S Customer 7778	\$ 908.82	\$ 986.40	8.54%	\$ 1,549.57	\$ 1,627.15	5.01%
MGS-S Customer 7779	\$ 2,528.14	\$ 2,628.98	3.99%	\$ 7,042.58	\$ 7,143.43	1.43%
MGS-S Customer 7780	\$ 1,842.50	\$ 1,927.87	4.63%	\$ 4,787.78	\$ 4,873.16	1.78%
MGS-S Customer 7781	\$ 2,896.79	\$ 3,019.24	4.23%	\$ 7,672.12	\$ 7,794.57	1.60%
MGS-S Customer 7782	\$ 2,036.86	\$ 2,126.65	4.41%	\$ 5,448.73	\$ 5,538.52	1.65%
MGS-S Customer 7783	\$ 1,864.65	\$ 1,963.79	5.32%	\$ 4,531.48	\$ 4,630.62	2.19%
MGS-S Customer 7784	\$ 4,995.57	\$ 5,165.34	3.40%	\$ 14,209.76	\$ 14,379.52	1.19%
MGS-S Customer 7785	\$ 1,803.42	\$ 1,901.22	5.42%	\$ 4,503.68	\$ 4,601.48	2.17%
MGS-S Customer 7786	\$ 2,305.01	\$ 2,400.82	4.16%	\$ 6,322.42	\$ 6,418.23	1.52%
MGS-S Customer 7787	\$ 10,208.83	\$ 10,497.63	2.83%	\$ 31,114.90	\$ 31,403.70	0.93%
MGS-S Customer 7788	\$ 1,759.77	\$ 1,843.27	4.74%	\$ 4,471.69	\$ 4,555.18	1.87%
MGS-S Customer 7789	\$ 3,341.22	\$ 3,473.60	3.96%	\$ 9,364.40	\$ 9,496.79	1.41%
MGS-S Customer 7790	\$ 3,556.15	\$ 3,693.45	3.86%	\$ 9,990.76	\$ 10,128.06	1.37%
MGS-S Customer 7791	\$ 2,303.72	\$ 2,412.75	4.73%	\$ 5,928.57	\$ 6,037.60	1.84%
MGS-S Customer 7792	\$ 1,543.28	\$ 1,635.19	5.96%	\$ 3,531.07	\$ 3,622.98	2.60%
MGS-S Customer 7793	\$ 7,279.68	\$ 7,500.98	3.04%	\$ 22,177.69	\$ 22,398.99	1.00%
MGS-S Customer 7794	\$ 1,738.94	\$ 1,835.25	5.54%	\$ 4,154.69	\$ 4,250.99	2.32%
MGS-S Customer 7795	\$ 1,517.05	\$ 1,595.07	5.14%	\$ 3,810.31	\$ 3,888.34	2.05%
MGS-S Customer 7796	\$ 2,375.17	\$ 2,485.84	4.66%	\$ 6,274.20	\$ 6,384.88	1.76%
MGS-S Customer 7797	\$ 2,865.97	\$ 2,987.69	4.25%	\$ 7,778.15	\$ 7,899.88	1.57%

Internal Use

Customer	Distribution 8/23 Prices	Distribution 1/24 Prices	Distribution % Difference	Delivery 8/23 Prices	Delivery 1/24 Prices	Delivery % Difference
MGS-S Customer 7798	\$ 3,373.25	\$ 3,506.37	3.95%	\$ 9,510.63	\$ 9,643.75	1.40%
MGS-S Customer 7799	\$ 5,115.43	\$ 5,287.86	3.37%	\$ 15,034.28	\$ 15,206.71	1.15%
MGS-S Customer 7800	\$ 2,992.06	\$ 3,103.37	3.72%	\$ 8,605.16	\$ 8,716.47	1.29%
MGS-S Customer 7801	\$ 1,234.08	\$ 1,305.72	5.81%	\$ 2,867.00	\$ 2,938.64	2.50%
MGS-S Customer 7802	\$ 6,826.25	\$ 7,037.28	3.09%	\$ 20,584.20	\$ 20,795.23	1.03%
MGS-S Customer 7803	\$ 3,448.17	\$ 3,583.12	3.91%	\$ 9,827.43	\$ 9,962.38	1.37%
MGS-S Customer 7804	\$ 1,794.80	\$ 1,879.11	4.70%	\$ 4,629.35	\$ 4,713.66	1.82%
MGS-S Customer 7805	\$ 2,600.69	\$ 2,703.16	3.94%	\$ 7,311.15	\$ 7,413.62	1.40%
MGS-S Customer 7806	\$ 1,579.21	\$ 1,671.98	5.87%	\$ 3,726.62	\$ 3,819.39	2.49%
MGS-S Customer 7807	\$ 2,415.85	\$ 2,527.39	4.62%	\$ 6,244.68	\$ 6,356.22	1.79%
MGS-S Customer 7808	\$ 7,598.80	\$ 7,827.33	3.01%	\$ 22,441.43	\$ 22,669.95	1.02%
MGS-S Customer 7809	\$ 1,796.85	\$ 1,894.45	5.43%	\$ 4,357.30	\$ 4,454.89	2.24%
MGS-S Customer 7810	\$ 1,726.30	\$ 1,809.05	4.79%	\$ 4,502.60	\$ 4,585.36	1.84%
MGS-S Customer 7811	\$ 3,118.29	\$ 3,245.70	4.09%	\$ 8,730.50	\$ 8,857.91	1.46%
MGS-S Customer 7812	\$ 1,764.76	\$ 1,861.65	5.49%	\$ 4,280.78	\$ 4,377.67	2.26%
MGS-S Customer 7813	\$ 2,255.77	\$ 2,363.71	4.79%	\$ 5,790.37	\$ 5,898.31	1.86%
MGS-S Customer 7814	\$ 1,651.88	\$ 1,733.00	4.91%	\$ 4,265.73	\$ 4,346.85	1.90%
MGS-S Customer 7815	\$ 2,679.69	\$ 2,797.24	4.39%	\$ 7,228.56	\$ 7,346.11	1.63%
MGS-S Customer 7816	\$ 3,071.52	\$ 3,197.87	4.11%	\$ 8,417.53	\$ 8,543.88	1.50%
MGS-S Customer 7817	\$ 2,931.85	\$ 3,055.09	4.20%	\$ 8,090.54	\$ 8,213.79	1.52%
MGS-S Customer 7818	\$ 1,981.99	\$ 2,070.51	4.47%	\$ 5,163.15	\$ 5,251.68	1.71%
MGS-S Customer 7819	\$ 1,469.85	\$ 1,546.82	5.24%	\$ 3,632.04	\$ 3,709.00	2.12%
MGS-S Customer 7820	\$ 1,911.84	\$ 2,012.06	5.24%	\$ 4,651.59	\$ 4,751.82	2.15%
MGS-S Customer 7821	\$ 2,484.91	\$ 2,598.05	4.55%	\$ 6,525.15	\$ 6,638.29	1.73%
MGS-S Customer 7822	\$ 1,266.60	\$ 1,352.23	6.76%	\$ 2,614.08	\$ 2,699.71	3.28%
MGS-S Customer 7823	\$ 2,393.75	\$ 2,504.86	4.64%	\$ 6,185.81	\$ 6,296.92	1.80%
MGS-S Customer 7824	\$ 1,516.52	\$ 1,594.53	5.14%	\$ 3,757.81	\$ 3,835.82	2.08%
MGS-S Customer 7825	\$ 1,495.90	\$ 1,586.74	6.07%	\$ 3,380.41	\$ 3,471.25	2.69%
MGS-S Customer 7826	\$ 2,772.19	\$ 2,891.95	4.32%	\$ 7,356.19	\$ 7,475.95	1.63%
MGS-S Customer 7827	\$ 1,845.48	\$ 1,930.97	4.63%	\$ 4,948.34	\$ 5,033.83	1.73%
MGS-S Customer 7828	\$ 1,383.41	\$ 1,458.42	5.42%	\$ 3,447.79	\$ 3,522.80	2.18%
MGS-S Customer 7829	\$ 1,555.18	\$ 1,634.04	5.07%	\$ 3,826.60	\$ 3,905.46	2.06%
MGS-S Customer 7830	\$ 3,252.30	\$ 3,382.71	4.01%	\$ 9,012.21	\$ 9,142.62	1.45%
MGS-S Customer 7831	\$ 4,538.05	\$ 4,697.62	3.52%	\$ 13,411.43	\$ 13,571.01	1.19%
MGS-S Customer 7832	\$ 2,318.64	\$ 2,427.99	4.72%	\$ 5,775.53	\$ 5,884.88	1.89%
MGS-S Customer 7833	\$ 1,530.87	\$ 1,622.46	5.98%	\$ 3,508.85	\$ 3,600.44	2.61%
MGS-S Customer 7834	\$ 1,531.01	\$ 1,622.62	5.98%	\$ 3,517.18	\$ 3,608.79	2.60%
MGS-S Customer 7835	\$ 12,995.31	\$ 13,345.63	2.70%	\$ 40,776.57	\$ 41,126.89	0.86%
MGS-S Customer 7836	\$ 1,537.20	\$ 1,615.67	5.10%	\$ 3,916.39	\$ 3,994.86	2.00%
MGS-S Customer 7837	\$ 5,537.77	\$ 5,720.10	3.29%	\$ 16,621.46	\$ 16,803.78	1.10%

Internal Use

Customer	Distribution 8/23 Prices	Distribution 1/24 Prices	Distribution % Difference	Delivery 8/23 Prices	Delivery 1/24 Prices	Delivery % Difference
MGS-S Customer 7838	\$ 2,341.34	\$ 2,451.25	4.69%	\$ 6,073.25	\$ 6,183.16	1.81%
MGS-S Customer 7839	\$ 3,655.43	\$ 3,794.97	3.82%	\$ 10,457.25	\$ 10,596.80	1.33%
MGS-S Customer 7840	\$ 1,781.00	\$ 1,878.24	5.46%	\$ 4,348.54	\$ 4,445.78	2.24%
MGS-S Customer 7841	\$ 3,499.53	\$ 3,635.50	3.89%	\$ 9,807.22	\$ 9,943.19	1.39%
MGS-S Customer 7842	\$ 3,017.57	\$ 3,142.71	4.15%	\$ 8,221.11	\$ 8,346.25	1.52%
MGS-S Customer 7843	\$ 483.84	\$ 538.56	11.31%	\$ 483.84	\$ 538.56	11.31%
MGS-S Customer 7844	\$ 2,033.09	\$ 2,136.01	5.06%	\$ 5,172.36	\$ 5,275.28	1.99%
MGS-S Customer 7845	\$ 1,279.99	\$ 1,365.92	6.71%	\$ 2,688.77	\$ 2,774.71	3.20%
MGS-S Customer 7846	\$ 1,904.74	\$ 2,004.80	5.25%	\$ 4,644.93	\$ 4,744.98	2.15%
MGS-S Customer 7847	\$ 2,432.62	\$ 2,531.33	4.06%	\$ 7,057.38	\$ 7,156.08	1.40%
MGS-S Customer 7848	\$ 2,334.15	\$ 2,443.89	4.70%	\$ 6,161.10	\$ 6,270.85	1.78%
MGS-S Customer 7849	\$ 6,818.28	\$ 7,029.23	3.09%	\$ 20,448.64	\$ 20,659.60	1.03%
MGS-S Customer 7850	\$ 6,429.70	\$ 6,632.08	3.15%	\$ 19,713.71	\$ 19,916.09	1.03%
MGS-S Customer 7851	\$ 5,121.51	\$ 5,294.05	3.37%	\$ 15,018.74	\$ 15,191.29	1.15%
MGS-S Customer 7852	\$ 15,773.02	\$ 16,189.72	2.64%	\$ 49,114.61	\$ 49,531.31	0.85%
MGS-S Customer 7853	\$ 4,543.22	\$ 4,689.55	3.22%	\$ 13,207.19	\$ 13,353.52	1.11%
MGS-S Customer 7854	\$ 4,225.06	\$ 4,377.40	3.61%	\$ 11,952.97	\$ 12,105.31	1.27%
MGS-S Customer 7855	\$ 1,594.21	\$ 1,687.24	5.84%	\$ 3,696.66	\$ 3,789.69	2.52%
MGS-S Customer 7856	\$ 2,913.71	\$ 3,023.23	3.76%	\$ 8,338.03	\$ 8,447.55	1.31%
MGS-S Customer 7857	\$ 14,053.95	\$ 14,428.25	2.66%	\$ 43,827.53	\$ 44,201.82	0.85%
MGS-S Customer 7858	\$ 3,579.58	\$ 3,717.46	3.85%	\$ 10,122.05	\$ 10,259.93	1.36%
MGS-S Customer 7859	\$ 2,002.66	\$ 2,104.96	5.11%	\$ 5,063.80	\$ 5,166.11	2.02%
MGS-S Customer 7860	\$ 1,789.49	\$ 1,886.95	5.45%	\$ 4,339.08	\$ 4,436.55	2.25%
MGS-S Customer 7861	\$ 1,832.34	\$ 1,917.39	4.64%	\$ 4,621.77	\$ 4,706.81	1.84%
MGS-S Customer 7862	\$ 4,739.92	\$ 4,903.99	3.46%	\$ 13,996.26	\$ 14,160.33	1.17%
MGS-S Customer 7863	\$ 2,232.02	\$ 2,339.46	4.81%	\$ 5,844.40	\$ 5,951.84	1.84%
MGS-S Customer 7864	\$ 5,489.84	\$ 5,670.75	3.30%	\$ 15,962.95	\$ 16,143.86	1.13%
MGS-S Customer 7865	\$ 955.84	\$ 1,021.14	6.83%	\$ 1,905.80	\$ 1,971.11	3.43%
MGS-S Customer 7866	\$ 4,803.42	\$ 4,968.88	3.44%	\$ 14,036.37	\$ 14,201.83	1.18%
MGS-S Customer 7867	\$ 8,929.13	\$ 9,187.66	2.90%	\$ 26,154.46	\$ 26,412.99	0.99%
MGS-S Customer 7868	\$ 1,336.40	\$ 1,423.62	6.53%	\$ 2,897.82	\$ 2,985.03	3.01%
MGS-S Customer 7869	\$ 2,508.08	\$ 2,621.74	4.53%	\$ 6,636.95	\$ 6,750.60	1.71%
MGS-S Customer 7870	\$ 2,785.06	\$ 2,891.76	3.83%	\$ 7,904.67	\$ 8,011.37	1.35%
MGS-S Customer 7871	\$ 2,149.40	\$ 2,241.76	4.30%	\$ 5,805.94	\$ 5,898.30	1.59%
MGS-S Customer 7872	\$ 1,346.46	\$ 1,420.63	5.51%	\$ 3,188.16	\$ 3,262.33	2.33%
MGS-S Customer 7873	\$ 1,533.58	\$ 1,611.98	5.11%	\$ 3,821.40	\$ 3,899.80	2.05%
MGS-S Customer 7874	\$ 2,320.30	\$ 2,429.73	4.72%	\$ 6,149.31	\$ 6,258.74	1.78%
MGS-S Customer 7875	\$ 1,573.65	\$ 1,652.97	5.04%	\$ 3,973.07	\$ 4,052.39	2.00%
MGS-S Customer 7876	\$ 2,323.70	\$ 2,419.92	4.14%	\$ 6,288.51	\$ 6,384.73	1.53%
MGS-S Customer 7877	\$ 2,920.95	\$ 3,043.86	4.21%	\$ 7,791.10	\$ 7,914.01	1.58%

Internal Use

Customer	Distribution 8/23 Prices	Distribution 1/24 Prices	Distribution % Difference	Delivery 8/23 Prices	Delivery 1/24 Prices	Delivery % Difference
MGS-S Customer 7878	\$ 1,422.58	\$ 1,511.89	6.28%	\$ 3,119.71	\$ 3,209.02	2.86%
MGS-S Customer 7879	\$ 9,985.88	\$ 10,268.21	2.83%	\$ 30,785.31	\$ 31,067.64	0.92%
MGS-S Customer 7880	\$ 3,777.71	\$ 3,919.97	3.77%	\$ 10,681.63	\$ 10,823.89	1.33%
MGS-S Customer 7881	\$ 1,414.54	\$ 1,503.50	6.29%	\$ 3,072.23	\$ 3,161.19	2.90%
MGS-S Customer 7882	\$ 1,697.64	\$ 1,779.74	4.84%	\$ 4,319.62	\$ 4,401.72	1.90%
MGS-S Customer 7883	\$ 12,905.31	\$ 13,253.64	2.70%	\$ 40,139.89	\$ 40,488.22	0.87%
MGS-S Customer 7884	\$ 2,095.81	\$ 2,186.91	4.35%	\$ 5,708.66	\$ 5,799.76	1.60%
MGS-S Customer 7885	\$ 1,089.22	\$ 1,157.60	6.28%	\$ 2,500.91	\$ 2,569.29	2.73%
MGS-S Customer 7886	\$ 1,657.66	\$ 1,752.13	5.70%	\$ 3,881.61	\$ 3,976.08	2.43%
MGS-S Customer 7887	\$ 3,317.13	\$ 3,435.77	3.58%	\$ 9,695.80	\$ 9,814.44	1.22%
MGS-S Customer 7888	\$ 1,490.78	\$ 1,581.47	6.08%	\$ 3,333.78	\$ 3,424.47	2.72%
MGS-S Customer 7889	\$ 2,039.23	\$ 2,142.33	5.06%	\$ 5,124.78	\$ 5,227.88	2.01%
MGS-S Customer 7890	\$ 2,668.45	\$ 2,772.45	3.90%	\$ 7,762.08	\$ 7,866.08	1.34%
MGS-S Customer 7891	\$ 2,232.08	\$ 2,326.16	4.21%	\$ 5,905.82	\$ 5,999.91	1.59%
MGS-S Customer 7892	\$ 2,246.63	\$ 2,354.40	4.80%	\$ 5,716.92	\$ 5,824.69	1.89%
MGS-S Customer 7893	\$ 886.15	\$ 949.92	7.20%	\$ 1,760.10	\$ 1,823.87	3.62%
MGS-S Customer 7894	\$ 3,911.54	\$ 4,056.87	3.72%	\$ 11,369.95	\$ 11,515.28	1.28%
MGS-S Customer 7895	\$ 1,554.32	\$ 1,646.44	5.93%	\$ 3,497.90	\$ 3,590.01	2.63%
MGS-S Customer 7896	\$ 3,364.58	\$ 3,497.52	3.95%	\$ 9,339.87	\$ 9,472.81	1.42%
MGS-S Customer 7897	\$ 1,881.69	\$ 1,981.23	5.29%	\$ 4,588.70	\$ 4,688.24	2.17%
MGS-S Customer 7898	\$ 8,024.52	\$ 8,262.67	2.97%	\$ 24,771.70	\$ 25,009.84	0.96%
MGS-S Customer 7899	\$ 3,943.73	\$ 4,089.76	3.70%	\$ 11,154.31	\$ 11,300.33	1.31%
MGS-S Customer 7900	\$ 1,412.83	\$ 1,488.48	5.35%	\$ 3,413.98	\$ 3,489.63	2.22%
MGS-S Customer 7901	\$ 1,188.95	\$ 1,259.55	5.94%	\$ 2,676.51	\$ 2,747.12	2.64%
MGS-S Customer 7902	\$ 1,841.57	\$ 1,940.19	5.36%	\$ 4,412.81	\$ 4,511.43	2.23%
MGS-S Customer 7903	\$ 1,398.10	\$ 1,486.75	6.34%	\$ 3,149.66	\$ 3,238.31	2.81%
MGS-S Customer 7904	\$ 1,657.04	\$ 1,751.46	5.70%	\$ 3,808.85	\$ 3,903.26	2.48%
MGS-S Customer 7905	\$ 9,339.71	\$ 9,607.42	2.87%	\$ 29,025.31	\$ 29,293.03	0.92%
MGS-S Customer 7906	\$ 5,618.02	\$ 5,801.79	3.27%	\$ 16,566.37	\$ 16,750.13	1.11%
MGS-S Customer 7907	\$ 3,519.07	\$ 3,655.56	3.88%	\$ 10,253.91	\$ 10,390.40	1.33%
MGS-S Customer 7908	\$ 1,828.80	\$ 1,913.89	4.65%	\$ 4,710.53	\$ 4,795.62	1.81%
MGS-S Customer 7909	\$ 1,853.70	\$ 1,954.06	5.41%	\$ 4,086.13	\$ 4,186.49	2.46%
MGS-S Customer 7910	\$ 1,521.96	\$ 1,600.10	5.13%	\$ 3,781.45	\$ 3,859.59	2.07%
MGS-S Customer 7911	\$ 1,336.24	\$ 1,410.17	5.53%	\$ 3,160.36	\$ 3,234.29	2.34%
MGS-S Customer 7912	\$ 1,458.63	\$ 1,548.58	6.17%	\$ 3,252.45	\$ 3,342.41	2.77%
MGS-S Customer 7913	\$ 1,942.84	\$ 2,030.48	4.51%	\$ 5,014.88	\$ 5,102.53	1.75%
MGS-S Customer 7914	\$ 2,071.25	\$ 2,161.79	4.37%	\$ 5,559.86	\$ 5,650.40	1.63%
MGS-S Customer 7915	\$ 1,652.97	\$ 1,734.08	4.91%	\$ 4,188.62	\$ 4,269.73	1.94%
MGS-S Customer 7916	\$ 1,133.70	\$ 1,203.03	6.12%	\$ 2,459.70	\$ 2,529.04	2.82%
MGS-S Customer 7917	\$ 1,463.44	\$ 1,553.54	6.16%	\$ 3,225.04	\$ 3,315.13	2.79%

Customer	Distribution 8/23 Prices	Distribution 1/24 Prices	Distribution % Difference	Delivery 8/23 Prices	Delivery 1/24 Prices	Delivery % Difference
MGS-S Customer 7918	\$ 3,797.68	\$ 3,940.41	3.76%	\$ 10,790.12	\$ 10,932.85	1.32%
MGS-S Customer 7919	\$ 1,746.17	\$ 1,842.65	5.53%	\$ 4,202.25	\$ 4,298.73	2.30%
MGS-S Customer 7920	\$ 2,383.70	\$ 2,481.06	4.08%	\$ 6,202.86	\$ 6,300.22	1.57%
MGS-S Customer 7921	\$ 2,462.94	\$ 2,575.57	4.57%	\$ 6,465.39	\$ 6,578.02	1.74%
MGS-S Customer 7922	\$ 2,714.33	\$ 2,832.60	4.36%	\$ 7,263.60	\$ 7,381.87	1.63%
MGS-S Customer 7923	\$ 2,530.19	\$ 2,631.08	3.99%	\$ 6,911.37	\$ 7,012.25	1.46%
MGS-S Customer 7924	\$ 4,604.76	\$ 4,765.72	3.50%	\$ 13,678.84	\$ 13,839.81	1.18%
MGS-S Customer 7925	\$ 1,893.74	\$ 1,993.55	5.27%	\$ 4,750.40	\$ 4,850.20	2.10%
MGS-S Customer 7926	\$ 2,540.20	\$ 2,641.30	3.98%	\$ 6,948.33	\$ 7,049.44	1.46%
MGS-S Customer 7927	\$ 2,001.75	\$ 2,104.07	5.11%	\$ 4,961.19	\$ 5,063.51	2.06%
MGS-S Customer 7928	\$ 537.45	\$ 593.38	10.41%	\$ 656.01	\$ 711.94	8.53%
MGS-S Customer 7929	\$ 3,152.38	\$ 3,280.58	4.07%	\$ 8,664.48	\$ 8,792.68	1.48%
MGS-S Customer 7930	\$ 3,096.03	\$ 3,222.93	4.10%	\$ 8,513.72	\$ 8,640.62	1.49%
MGS-S Customer 7931	\$ 3,123.48	\$ 3,251.01	4.08%	\$ 8,787.62	\$ 8,915.15	1.45%
MGS-S Customer 7932	\$ 4,209.63	\$ 4,361.73	3.61%	\$ 12,312.87	\$ 12,464.97	1.24%
MGS-S Customer 7933	\$ 2,120.35	\$ 2,225.26	4.95%	\$ 5,349.12	\$ 5,454.04	1.96%
MGS-S Customer 7934	\$ 2,518.88	\$ 2,632.78	4.52%	\$ 6,653.79	\$ 6,767.69	1.71%
MGS-S Customer 7935	\$ 1,093.99	\$ 1,175.75	7.47%	\$ 2,140.51	\$ 2,222.27	3.82%
MGS-S Customer 7936	\$ 1,800.24	\$ 1,884.65	4.69%	\$ 4,646.64	\$ 4,731.04	1.82%
MGS-S Customer 7937	\$ 3,525.00	\$ 3,661.65	3.88%	\$ 10,061.62	\$ 10,198.28	1.36%
MGS-S Customer 7938	\$ 5,550.51	\$ 5,732.96	3.29%	\$ 16,497.93	\$ 16,680.38	1.11%
MGS-S Customer 7939	\$ 1,827.74	\$ 1,926.06	5.38%	\$ 4,410.69	\$ 4,509.01	2.23%
MGS-S Customer 7940	\$ 1,092.40	\$ 1,160.82	6.26%	\$ 2,334.80	\$ 2,403.21	2.93%
MGS-S Customer 7941	\$ 2,711.84	\$ 2,830.10	4.36%	\$ 7,379.28	\$ 7,497.54	1.60%
MGS-S Customer 7942	\$ 2,747.95	\$ 2,867.03	4.33%	\$ 7,245.75	\$ 7,364.84	1.64%
MGS-S Customer 7943	\$ 2,364.32	\$ 2,474.70	4.67%	\$ 6,029.01	\$ 6,139.39	1.83%
MGS-S Customer 7944	\$ 1,013.39	\$ 1,093.32	7.89%	\$ 1,854.81	\$ 1,934.75	4.31%
MGS-S Customer 7945	\$ 1,316.53	\$ 1,390.01	5.58%	\$ 3,182.28	\$ 3,255.77	2.31%
MGS-S Customer 7946	\$ 1,630.89	\$ 1,724.81	5.76%	\$ 3,864.46	\$ 3,958.37	2.43%
MGS-S Customer 7947	\$ 1,868.73	\$ 1,954.63	4.60%	\$ 4,836.80	\$ 4,922.70	1.78%
MGS-S Customer 7948	\$ 8,576.64	\$ 8,827.24	2.92%	\$ 26,274.89	\$ 26,525.48	0.95%
MGS-S Customer 7949	\$ 2,144.91	\$ 2,250.37	4.92%	\$ 5,531.00	\$ 5,636.46	1.91%
MGS-S Customer 7950	\$ 1,967.39	\$ 2,068.87	5.16%	\$ 4,892.14	\$ 4,993.62	2.07%
MGS-S Customer 7951	\$ 1,824.89	\$ 1,909.86	4.66%	\$ 4,724.17	\$ 4,809.14	1.80%
MGS-S Customer 7952	\$ 730.45	\$ 790.74	8.25%	\$ 1,286.58	\$ 1,346.88	4.69%
MGS-S Customer 7953	\$ 19,899.82	\$ 20,408.15	2.55%	\$ 59,728.77	\$ 60,237.10	0.85%
MGS-S Customer 7954	\$ 1,302.77	\$ 1,375.96	5.62%	\$ 3,097.48	\$ 3,170.67	2.36%
MGS-S Customer 7955	\$ 4,402.45	\$ 4,545.59	3.25%	\$ 13,598.03	\$ 13,741.17	1.05%
MGS-S Customer 7956	\$ 1,890.77	\$ 1,977.27	4.57%	\$ 5,055.90	\$ 5,142.41	1.71%
MGS-S Customer 7957	\$ 3,358.83	\$ 3,491.66	3.95%	\$ 9,484.94	\$ 9,617.77	1.40%

Internal Use

Customer	Distribution 8/23 Prices	Distribution 1/24 Prices	Distribution % Difference	Delivery 8/23 Prices	Delivery 1/24 Prices	Delivery % Difference
MGS-S Customer 7958	\$ 601.31	\$ 658.68	9.54%	\$ 862.46	\$ 919.84	6.65%
MGS-S Customer 7959	\$ 2,201.92	\$ 2,295.42	4.25%	\$ 5,816.50	\$ 5,910.00	1.61%
MGS-S Customer 7960	\$ 1,244.49	\$ 1,316.42	5.78%	\$ 2,960.78	\$ 3,032.70	2.43%
MGS-S Customer 7961	\$ 1,876.04	\$ 1,975.43	5.30%	\$ 4,499.60	\$ 4,598.99	2.21%
MGS-S Customer 7962	\$ 1,620.78	\$ 1,701.17	4.96%	\$ 4,107.38	\$ 4,187.77	1.96%
MGS-S Customer 7963	\$ 1,726.56	\$ 1,822.59	5.56%	\$ 4,173.34	\$ 4,269.37	2.30%
MGS-S Customer 7964	\$ 4,247.42	\$ 4,401.01	3.62%	\$ 11,962.62	\$ 12,116.21	1.28%
MGS-S Customer 7965	\$ 6,614.06	\$ 6,821.58	3.14%	\$ 19,957.42	\$ 20,164.94	1.04%
MGS-S Customer 7966	\$ 1,314.50	\$ 1,387.90	5.58%	\$ 3,041.42	\$ 3,114.82	2.41%
MGS-S Customer 7967	\$ 2,010.94	\$ 2,113.42	5.10%	\$ 5,018.48	\$ 5,120.95	2.04%
MGS-S Customer 7968	\$ 2,310.29	\$ 2,419.50	4.73%	\$ 6,028.60	\$ 6,137.82	1.81%
MGS-S Customer 7969	\$ 2,026.64	\$ 2,129.47	5.07%	\$ 5,064.46	\$ 5,167.29	2.03%
MGS-S Customer 7970	\$ 1,508.42	\$ 1,599.51	6.04%	\$ 3,372.85	\$ 3,463.94	2.70%
MGS-S Customer 7971	\$ 2,012.41	\$ 2,101.62	4.43%	\$ 5,349.37	\$ 5,438.58	1.67%
MGS-S Customer 7972	\$ 2,349.57	\$ 2,446.44	4.12%	\$ 6,403.06	\$ 6,499.93	1.51%
MGS-S Customer 7973	\$ 1,655.79	\$ 1,750.21	5.70%	\$ 3,902.40	\$ 3,996.81	2.42%
MGS-S Customer 7974	\$ 1,534.84	\$ 1,626.53	5.97%	\$ 3,495.96	\$ 3,587.65	2.62%
MGS-S Customer 7975	\$ 1,063.41	\$ 1,144.48	7.62%	\$ 2,081.13	\$ 2,162.20	3.90%
MGS-S Customer 7976	\$ 1,798.77	\$ 1,883.18	4.69%	\$ 4,640.34	\$ 4,724.76	1.82%
MGS-S Customer 7977	\$ 2,657.15	\$ 2,774.20	4.41%	\$ 7,020.82	\$ 7,137.87	1.67%
MGS-S Customer 7978	\$ 1,906.83	\$ 1,993.68	4.55%	\$ 5,064.98	\$ 5,151.83	1.71%
MGS-S Customer 7979	\$ 1,883.97	\$ 1,983.55	5.29%	\$ 4,669.51	\$ 4,769.09	2.13%
MGS-S Customer 7980	\$ 2,403.59	\$ 2,514.86	4.63%	\$ 6,214.57	\$ 6,325.84	1.79%
MGS-S Customer 7981	\$ 3,976.11	\$ 4,123.01	3.69%	\$ 11,380.98	\$ 11,527.88	1.29%
MGS-S Customer 7982	\$ 7,990.23	\$ 8,230.21	3.00%	\$ 23,845.67	\$ 24,085.65	1.01%
MGS-S Customer 7983	\$ 1,884.41	\$ 1,984.00	5.28%	\$ 4,651.26	\$ 4,750.85	2.14%
MGS-S Customer 7984	\$ 2,330.91	\$ 2,440.58	4.71%	\$ 6,167.65	\$ 6,277.31	1.78%
MGS-S Customer 7985	\$ 2,098.78	\$ 2,189.93	4.34%	\$ 5,609.38	\$ 5,700.53	1.62%
MGS-S Customer 7986	\$ 6,551.63	\$ 6,757.48	3.14%	\$ 19,604.12	\$ 19,809.96	1.05%
MGS-S Customer 7987	\$ 2,616.95	\$ 2,733.01	4.43%	\$ 6,990.83	\$ 7,106.89	1.66%
MGS-S Customer 7988	\$ 3,240.88	\$ 3,371.06	4.02%	\$ 8,975.10	\$ 9,105.27	1.45%
MGS-S Customer 7989	\$ 2,133.24	\$ 2,238.44	4.93%	\$ 5,412.30	\$ 5,517.51	1.94%
MGS-S Customer 7990	\$ 5,271.64	\$ 5,447.60	3.34%	\$ 15,213.56	\$ 15,389.52	1.16%
MGS-S Customer 7991	\$ 3,570.76	\$ 3,695.21	3.49%	\$ 10,526.52	\$ 10,650.97	1.18%
MGS-S Customer 7992	\$ 829.50	\$ 892.03	7.54%	\$ 1,624.30	\$ 1,686.84	3.85%
MGS-S Customer 7993	\$ 5,434.22	\$ 5,613.77	3.30%	\$ 15,873.75	\$ 16,053.30	1.13%
MGS-S Customer 7994	\$ 2,450.91	\$ 2,563.29	4.59%	\$ 6,381.90	\$ 6,494.28	1.76%
MGS-S Customer 7995	\$ 2,556.14	\$ 2,670.86	4.49%	\$ 6,669.86	\$ 6,784.58	1.72%
MGS-S Customer 7996	\$ 2,752.55	\$ 2,871.67	4.33%	\$ 7,338.82	\$ 7,457.94	1.62%
MGS-S Customer 7997	\$ 1,827.01	\$ 1,912.01	4.65%	\$ 4,728.83	\$ 4,813.83	1.80%

Internal Use

Customer	Distribution 8/23 Prices	Distribution 1/24 Prices	Distribution % Difference	Delivery 8/23 Prices	Delivery 1/24 Prices	Delivery % Difference
MGS-S Customer 7998	\$ 1,805.92	\$ 1,903.78	5.42%	\$ 4,453.38	\$ 4,551.24	2.20%
MGS-S Customer 7999	\$ 3,456.18	\$ 3,577.98	3.52%	\$ 10,118.03	\$ 10,239.84	1.20%
MGS-S Customer 8000	\$ 1,526.18	\$ 1,604.40	5.13%	\$ 3,832.56	\$ 3,910.79	2.04%
MGS-S Customer 8001	\$ 2,605.61	\$ 2,721.45	4.45%	\$ 7,085.87	\$ 7,201.71	1.63%
MGS-S Customer 8002	\$ 2,165.98	\$ 2,271.87	4.89%	\$ 5,513.36	\$ 5,619.26	1.92%
MGS-S Customer 8003	\$ 2,166.84	\$ 2,259.55	4.28%	\$ 5,664.62	\$ 5,757.34	1.64%
MGS-S Customer 8004	\$ 6,470.22	\$ 6,673.40	3.14%	\$ 19,423.93	\$ 19,627.12	1.05%
MGS-S Customer 8005	\$ 1,628.89	\$ 1,722.71	5.76%	\$ 3,756.98	\$ 3,850.80	2.50%
MGS-S Customer 8006	\$ 747.76	\$ 821.71	9.89%	\$ 997.87	\$ 1,071.82	7.41%
MGS-S Customer 8007	\$ 2,148.01	\$ 2,253.51	4.91%	\$ 5,505.21	\$ 5,610.72	1.92%
MGS-S Customer 8008	\$ 1,690.10	\$ 1,772.04	4.85%	\$ 4,191.44	\$ 4,273.37	1.95%
MGS-S Customer 8009	\$ 2,277.54	\$ 2,372.56	4.17%	\$ 5,986.97	\$ 6,081.99	1.59%
MGS-S Customer 8010	\$ 3,273.60	\$ 3,404.42	4.00%	\$ 8,723.91	\$ 8,854.72	1.50%
MGS-S Customer 8011	\$ 2,282.87	\$ 2,391.42	4.75%	\$ 5,881.75	\$ 5,990.30	1.85%
MGS-S Customer 8012	\$ 1,361.12	\$ 1,435.62	5.47%	\$ 3,287.50	\$ 3,362.00	2.27%
MGS-S Customer 8013	\$ 1,798.86	\$ 1,883.15	4.69%	\$ 4,497.94	\$ 4,582.22	1.87%
MGS-S Customer 8014	\$ 1,174.86	\$ 1,245.14	5.98%	\$ 2,594.49	\$ 2,664.77	2.71%
MGS-S Customer 8015	\$ 4,685.68	\$ 4,851.76	3.54%	\$ 12,814.38	\$ 12,980.46	1.30%
MGS-S Customer 8016	\$ 1,558.28	\$ 1,637.16	5.06%	\$ 3,773.93	\$ 3,852.82	2.09%
MGS-S Customer 8017	\$ 1,697.39	\$ 1,792.75	5.62%	\$ 3,957.99	\$ 4,053.34	2.41%
MGS-S Customer 8018	\$ 1,518.86	\$ 1,596.83	5.13%	\$ 3,610.03	\$ 3,688.00	2.16%
MGS-S Customer 8019	\$ 13,938.25	\$ 14,309.71	2.67%	\$ 42,933.54	\$ 43,305.00	0.87%
MGS-S Customer 8020	\$ 2,825.49	\$ 2,946.31	4.28%	\$ 7,802.16	\$ 7,922.98	1.55%
MGS-S Customer 8021	\$ 4,485.08	\$ 4,643.45	3.53%	\$ 12,791.32	\$ 12,949.69	1.24%
MGS-S Customer 8022	\$ 4,221.55	\$ 4,373.95	3.61%	\$ 12,103.64	\$ 12,256.04	1.26%
MGS-S Customer 8023	\$ 3,080.25	\$ 3,206.77	4.11%	\$ 8,351.34	\$ 8,477.86	1.51%
MGS-S Customer 8024	\$ 20,039.44	\$ 20,548.60	2.54%	\$ 63,211.55	\$ 63,720.71	0.81%
MGS-S Customer 8025	\$ 1,623.47	\$ 1,703.90	4.95%	\$ 4,243.01	\$ 4,323.44	1.90%
MGS-S Customer 8026	\$ 4,215.11	\$ 4,368.75	3.64%	\$ 11,303.32	\$ 11,456.96	1.36%
MGS-S Customer 8027	\$ 2,704.94	\$ 2,823.06	4.37%	\$ 7,385.93	\$ 7,504.04	1.60%
MGS-S Customer 8028	\$ 1,516.59	\$ 1,607.88	6.02%	\$ 3,541.22	\$ 3,632.52	2.58%
MGS-S Customer 8029	\$ 2,202.73	\$ 2,309.50	4.85%	\$ 5,594.79	\$ 5,701.56	1.91%
MGS-S Customer 8030	\$ 11,232.08	\$ 11,542.51	2.76%	\$ 34,503.02	\$ 34,813.45	0.90%
MGS-S Customer 8031	\$ 7,299.10	\$ 7,525.84	3.11%	\$ 20,256.03	\$ 20,482.77	1.12%
MGS-S Customer 8032	\$ 9,825.27	\$ 10,104.02	2.84%	\$ 30,295.98	\$ 30,574.72	0.92%
MGS-S Customer 8033	\$ 3,790.71	\$ 3,933.24	3.76%	\$ 10,496.02	\$ 10,638.54	1.36%
MGS-S Customer 8034	\$ 3,623.43	\$ 3,762.26	3.83%	\$ 10,377.41	\$ 10,516.24	1.34%
MGS-S Customer 8035	\$ 838.37	\$ 914.37	9.07%	\$ 1,326.55	\$ 1,402.55	5.73%
MGS-S Customer 8036	\$ 4,629.01	\$ 4,790.48	3.49%	\$ 13,489.19	\$ 13,650.66	1.20%
MGS-S Customer 8037	\$ 3,899.79	\$ 4,044.85	3.72%	\$ 11,263.22	\$ 11,408.28	1.29%

Internal Use

Customer	Distribution 8/23 Prices	Distribution 1/24 Prices	Distribution % Difference	Delivery 8/23 Prices	Delivery 1/24 Prices	Delivery % Difference
MGS-S Customer 8038	\$ 11,789.72	\$ 12,112.84	2.74%	\$ 36,063.24	\$ 36,386.36	0.90%
MGS-S Customer 8039	\$ 2,014.93	\$ 2,104.18	4.43%	\$ 5,355.80	\$ 5,445.05	1.67%
MGS-S Customer 8040	\$ 2,066.11	\$ 2,156.51	4.38%	\$ 5,438.80	\$ 5,529.20	1.66%
MGS-S Customer 8041	\$ 5,646.24	\$ 5,830.67	3.27%	\$ 16,733.03	\$ 16,917.46	1.10%
MGS-S Customer 8042	\$ 2,749.16	\$ 2,868.30	4.33%	\$ 7,432.46	\$ 7,551.60	1.60%
MGS-S Customer 8043	\$ 3,021.43	\$ 3,133.40	3.71%	\$ 8,946.25	\$ 9,058.22	1.25%
MGS-S Customer 8044	\$ 2,812.83	\$ 2,933.34	4.28%	\$ 7,535.65	\$ 7,656.15	1.60%
MGS-S Customer 8045	\$ 3,319.15	\$ 3,451.11	3.98%	\$ 9,204.79	\$ 9,336.75	1.43%
MGS-S Customer 8046	\$ 3,392.86	\$ 3,526.46	3.94%	\$ 9,488.48	\$ 9,622.08	1.41%
MGS-S Customer 8047	\$ 2,504.79	\$ 2,618.36	4.53%	\$ 6,469.92	\$ 6,583.49	1.76%
MGS-S Customer 8048	\$ 1,677.60	\$ 1,759.26	4.87%	\$ 4,174.35	\$ 4,256.02	1.96%
MGS-S Customer 8049	\$ 1,588.55	\$ 1,681.48	5.85%	\$ 3,711.66	\$ 3,804.59	2.50%
MGS-S Customer 8050	\$ 2,046.76	\$ 2,136.73	4.40%	\$ 5,467.83	\$ 5,557.80	1.65%
MGS-S Customer 8051	\$ 2,340.15	\$ 2,450.04	4.70%	\$ 6,037.02	\$ 6,146.91	1.82%
MGS-S Customer 8052	\$ 3,422.07	\$ 3,556.83	3.94%	\$ 9,475.07	\$ 9,609.83	1.42%
MGS-S Customer 8053	\$ 5,242.60	\$ 5,417.84	3.34%	\$ 15,178.47	\$ 15,353.70	1.15%
MGS-S Customer 8054	\$ 4,977.90	\$ 5,147.39	3.40%	\$ 14,546.66	\$ 14,716.16	1.17%
MGS-S Customer 8055	\$ 11,800.55	\$ 12,123.97	2.74%	\$ 35,439.92	\$ 35,763.34	0.91%
MGS-S Customer 8056	\$ 5,129.69	\$ 5,302.56	3.37%	\$ 15,208.96	\$ 15,381.83	1.14%
MGS-S Customer 8057	\$ 1,837.73	\$ 1,936.27	5.36%	\$ 4,418.07	\$ 4,516.60	2.23%
MGS-S Customer 8058	\$ 1,632.88	\$ 1,713.43	4.93%	\$ 4,004.61	\$ 4,085.16	2.01%
MGS-S Customer 8059	\$ 1,379.12	\$ 1,454.04	5.43%	\$ 3,318.10	\$ 3,393.02	2.26%
MGS-S Customer 8060	\$ 1,731.62	\$ 1,827.84	5.56%	\$ 4,261.05	\$ 4,357.27	2.26%
MGS-S Customer 8061	\$ 1,517.86	\$ 1,595.87	5.14%	\$ 3,690.07	\$ 3,768.08	2.11%
MGS-S Customer 8062	\$ 8,995.33	\$ 9,255.33	2.89%	\$ 27,686.01	\$ 27,946.02	0.94%
MGS-S Customer 8063	\$ 5,546.76	\$ 5,728.94	3.28%	\$ 16,470.12	\$ 16,652.31	1.11%
MGS-S Customer 8064	\$ 1,621.93	\$ 1,702.30	4.96%	\$ 4,064.29	\$ 4,144.66	1.98%
MGS-S Customer 8065	\$ 2,199.47	\$ 2,306.17	4.85%	\$ 5,813.09	\$ 5,919.80	1.84%
MGS-S Customer 8066	\$ 1,682.51	\$ 1,764.29	4.86%	\$ 4,346.30	\$ 4,428.08	1.88%
MGS-S Customer 8067	\$ 2,923.17	\$ 3,046.20	4.21%	\$ 8,047.46	\$ 8,170.48	1.53%
MGS-S Customer 8068	\$ 2,534.61	\$ 2,635.60	3.98%	\$ 6,988.00	\$ 7,088.99	1.45%
MGS-S Customer 8069	\$ 2,011.38	\$ 2,113.86	5.10%	\$ 4,963.12	\$ 5,065.60	2.06%
MGS-S Customer 8070	\$ 5,731.09	\$ 5,917.49	3.25%	\$ 17,112.25	\$ 17,298.65	1.09%
MGS-S Customer 8071	\$ 8,099.61	\$ 8,339.26	2.96%	\$ 24,379.16	\$ 24,618.81	0.98%
MGS-S Customer 8072	\$ 3,060.35	\$ 3,186.47	4.12%	\$ 8,511.71	\$ 8,637.83	1.48%
MGS-S Customer 8073	\$ 1,094.36	\$ 1,162.82	6.26%	\$ 2,351.72	\$ 2,420.17	2.91%
MGS-S Customer 8074	\$ 1,650.07	\$ 1,731.10	4.91%	\$ 4,213.18	\$ 4,294.21	1.92%
MGS-S Customer 8075	\$ 878.88	\$ 942.51	7.24%	\$ 1,776.74	\$ 1,840.37	3.58%
MGS-S Customer 8076	\$ 1,613.57	\$ 1,693.77	4.97%	\$ 4,001.90	\$ 4,082.11	2.00%
MGS-S Customer 8077	\$ 3,772.40	\$ 3,914.60	3.77%	\$ 10,457.99	\$ 10,600.19	1.36%

Internal Use

Customer	Distribution 8/23 Prices	Distribution 1/24 Prices	Distribution % Difference	Delivery 8/23 Prices	Delivery 1/24 Prices	Delivery % Difference
MGS-S Customer 8078	\$ 1,627.96	\$ 1,721.76	5.76%	\$ 3,748.01	\$ 3,841.81	2.50%
MGS-S Customer 8079	\$ 2,223.68	\$ 2,330.94	4.82%	\$ 5,657.91	\$ 5,765.17	1.90%
MGS-S Customer 8080	\$ 3,003.67	\$ 3,128.51	4.16%	\$ 8,157.98	\$ 8,282.82	1.53%
MGS-S Customer 8081	\$ 1,072.51	\$ 1,140.47	6.34%	\$ 2,364.40	\$ 2,432.35	2.87%
MGS-S Customer 8082	\$ 6,612.29	\$ 6,820.49	3.15%	\$ 18,997.03	\$ 19,205.23	1.10%
MGS-S Customer 8083	\$ 19,034.79	\$ 19,522.41	2.56%	\$ 60,699.76	\$ 61,187.38	0.80%
MGS-S Customer 8084	\$ 1,725.50	\$ 1,821.51	5.56%	\$ 4,098.91	\$ 4,194.92	2.34%
MGS-S Customer 8085	\$ 10,679.36	\$ 10,977.92	2.80%	\$ 33,479.22	\$ 33,777.78	0.89%
MGS-S Customer 8086	\$ 6,817.68	\$ 7,028.42	3.09%	\$ 20,339.38	\$ 20,550.12	1.04%
MGS-S Customer 8087	\$ 2,465.42	\$ 2,564.86	4.03%	\$ 6,690.54	\$ 6,789.98	1.49%
MGS-S Customer 8088	\$ 5,479.51	\$ 5,660.57	3.30%	\$ 16,019.20	\$ 16,200.25	1.13%
MGS-S Customer 8089	\$ 1,934.56	\$ 2,022.06	4.52%	\$ 5,227.49	\$ 5,315.00	1.67%
MGS-S Customer 8090	\$ 2,216.12	\$ 2,323.21	4.83%	\$ 5,616.96	\$ 5,724.05	1.91%
MGS-S Customer 8091	\$ 2,140.12	\$ 2,232.21	4.30%	\$ 5,881.44	\$ 5,973.52	1.57%
MGS-S Customer 8092	\$ 10,067.92	\$ 10,352.14	2.82%	\$ 31,614.77	\$ 31,898.98	0.90%
MGS-S Customer 8093	\$ 1,466.69	\$ 1,543.56	5.24%	\$ 3,599.02	\$ 3,675.89	2.14%
MGS-S Customer 8094	\$ 5,827.42	\$ 6,015.94	3.24%	\$ 17,295.04	\$ 17,483.57	1.09%
MGS-S Customer 8095	\$ 4,577.84	\$ 4,738.23	3.50%	\$ 13,261.37	\$ 13,421.75	1.21%
MGS-S Customer 8096	\$ 7,535.99	\$ 7,762.88	3.01%	\$ 22,527.93	\$ 22,754.82	1.01%
MGS-S Customer 8097	\$ 1,697.75	\$ 1,793.16	5.62%	\$ 4,036.32	\$ 4,131.73	2.36%
MGS-S Customer 8098	\$ 3,256.92	\$ 3,387.50	4.01%	\$ 8,685.18	\$ 8,815.75	1.50%
MGS-S Customer 8099	\$ 2,453.29	\$ 2,565.70	4.58%	\$ 6,504.10	\$ 6,616.52	1.73%
MGS-S Customer 8100	\$ 861.82	\$ 938.39	8.88%	\$ 1,360.01	\$ 1,436.58	5.63%
MGS-S Customer 8101	\$ 8,810.73	\$ 9,069.13	2.93%	\$ 25,787.66	\$ 26,046.06	1.00%
MGS-S Customer 8102	\$ 3,116.11	\$ 3,243.56	4.09%	\$ 8,633.03	\$ 8,760.48	1.48%
MGS-S Customer 8103	\$ 1,981.35	\$ 2,069.83	4.47%	\$ 5,174.17	\$ 5,262.64	1.71%
MGS-S Customer 8104	\$ 1,331.42	\$ 1,405.24	5.54%	\$ 3,178.40	\$ 3,252.22	2.32%
MGS-S Customer 8105	\$ 3,051.04	\$ 3,177.19	4.13%	\$ 8,218.47	\$ 8,344.63	1.54%
MGS-S Customer 8106	\$ 1,596.22	\$ 1,676.10	5.00%	\$ 4,067.31	\$ 4,147.20	1.96%
MGS-S Customer 8107	\$ 1,994.90	\$ 2,096.98	5.12%	\$ 4,924.12	\$ 5,026.20	2.07%
MGS-S Customer 8108	\$ 1,852.28	\$ 1,951.14	5.34%	\$ 4,503.96	\$ 4,602.83	2.20%
MGS-S Customer 8109	\$ 1,939.37	\$ 2,026.94	4.52%	\$ 5,119.85	\$ 5,207.42	1.71%
MGS-S Customer 8110	\$ 2,763.43	\$ 2,882.84	4.32%	\$ 7,308.42	\$ 7,427.83	1.63%
MGS-S Customer 8111	\$ 2,235.56	\$ 2,343.20	4.81%	\$ 5,667.80	\$ 5,775.43	1.90%
MGS-S Customer 8112	\$ 2,548.75	\$ 2,663.26	4.49%	\$ 6,650.66	\$ 6,765.18	1.72%
MGS-S Customer 8113	\$ 5,390.38	\$ 5,569.04	3.31%	\$ 15,782.24	\$ 15,960.89	1.13%
MGS-S Customer 8114	\$ 1,395.07	\$ 1,483.60	6.35%	\$ 3,047.21	\$ 3,135.75	2.91%
MGS-S Customer 8115	\$ 1,516.70	\$ 1,608.04	6.02%	\$ 3,458.95	\$ 3,550.29	2.64%
MGS-S Customer 8116	\$ 1,680.87	\$ 1,762.59	4.86%	\$ 4,271.83	\$ 4,353.54	1.91%
MGS-S Customer 8117	\$ 16,647.32	\$ 17,080.09	2.60%	\$ 50,357.77	\$ 50,790.54	0.86%

Internal Use

Customer	Distribution 8/23 Prices	Distribution 1/24 Prices	Distribution % Difference	Delivery 8/23 Prices	Delivery 1/24 Prices	Delivery % Difference
MGS-S Customer 8118	\$ 2,468.79	\$ 2,581.55	4.57%	\$ 6,554.04	\$ 6,666.80	1.72%
MGS-S Customer 8119	\$ 2,952.62	\$ 3,077.60	4.23%	\$ 7,565.63	\$ 7,690.61	1.65%
MGS-S Customer 8120	\$ 1,245.17	\$ 1,317.07	5.77%	\$ 2,935.15	\$ 3,007.05	2.45%
MGS-S Customer 8121	\$ 1,844.99	\$ 1,930.28	4.62%	\$ 4,607.72	\$ 4,693.02	1.85%
MGS-S Customer 8122	\$ 3,099.78	\$ 3,213.50	3.67%	\$ 8,846.24	\$ 8,959.96	1.29%
MGS-S Customer 8123	\$ 3,767.57	\$ 3,909.65	3.77%	\$ 10,932.24	\$ 11,074.32	1.30%
MGS-S Customer 8124	\$ 2,103.03	\$ 2,207.55	4.97%	\$ 5,379.72	\$ 5,484.23	1.94%
MGS-S Customer 8125	\$ 1,674.13	\$ 1,755.72	4.87%	\$ 4,270.32	\$ 4,351.91	1.91%
MGS-S Customer 8126	\$ 2,935.76	\$ 3,059.11	4.20%	\$ 8,014.79	\$ 8,138.14	1.54%
MGS-S Customer 8127	\$ 3,836.97	\$ 3,980.60	3.74%	\$ 10,962.09	\$ 11,105.73	1.31%
MGS-S Customer 8128	\$ 1,700.58	\$ 1,782.72	4.83%	\$ 4,278.26	\$ 4,360.39	1.92%
MGS-S Customer 8129	\$ 6,306.10	\$ 6,505.49	3.16%	\$ 18,504.98	\$ 18,704.36	1.08%
MGS-S Customer 8130	\$ 3,142.35	\$ 3,270.34	4.07%	\$ 8,576.34	\$ 8,704.32	1.49%
MGS-S Customer 8131	\$ 1,963.45	\$ 2,065.27	5.19%	\$ 4,860.07	\$ 4,961.89	2.10%
MGS-S Customer 8132	\$ 1,971.64	\$ 2,073.24	5.15%	\$ 4,861.54	\$ 4,963.15	2.09%
MGS-S Customer 8133	\$ 2,288.66	\$ 2,384.10	4.17%	\$ 6,134.16	\$ 6,229.60	1.56%
MGS-S Customer 8134	\$ 2,543.47	\$ 2,657.90	4.50%	\$ 6,721.73	\$ 6,836.15	1.70%
MGS-S Customer 8135	\$ 3,009.60	\$ 3,134.55	4.15%	\$ 8,333.85	\$ 8,458.80	1.50%
MGS-S Customer 8136	\$ 6,285.26	\$ 6,493.32	3.31%	\$ 15,701.42	\$ 15,909.48	1.33%
MGS-S Customer 8137	\$ 1,487.75	\$ 1,565.09	5.20%	\$ 3,616.41	\$ 3,693.75	2.14%
MGS-S Customer 8138	\$ 5,809.59	\$ 5,997.74	3.24%	\$ 17,624.19	\$ 17,812.33	1.07%
MGS-S Customer 8139	\$ 2,495.16	\$ 2,608.55	4.54%	\$ 6,473.19	\$ 6,586.57	1.75%
MGS-S Customer 8140	\$ 1,949.49	\$ 2,050.52	5.18%	\$ 4,849.19	\$ 4,950.22	2.08%
MGS-S Customer 8141	\$ 5,034.34	\$ 5,205.09	3.39%	\$ 14,723.76	\$ 14,894.52	1.16%
MGS-S Customer 8142	\$ 3,566.83	\$ 3,704.37	3.86%	\$ 10,183.61	\$ 10,321.15	1.35%
MGS-S Customer 8143	\$ 8,086.28	\$ 8,326.07	2.97%	\$ 24,471.92	\$ 24,711.72	0.98%
MGS-S Customer 8144	\$ 1,926.36	\$ 2,013.67	4.53%	\$ 5,024.86	\$ 5,112.16	1.74%
MGS-S Customer 8145	\$ 1,535.65	\$ 1,614.07	5.11%	\$ 3,795.87	\$ 3,874.29	2.07%
MGS-S Customer 8146	\$ 5,770.57	\$ 5,957.85	3.25%	\$ 17,400.68	\$ 17,587.95	1.08%
MGS-S Customer 8147	\$ 1,915.69	\$ 2,015.96	5.23%	\$ 4,749.51	\$ 4,849.78	2.11%
MGS-S Customer 8148	\$ 1,370.43	\$ 1,445.15	5.45%	\$ 3,325.48	\$ 3,400.20	2.25%
MGS-S Customer 8149	\$ 1,841.09	\$ 1,926.32	4.63%	\$ 4,604.26	\$ 4,689.49	1.85%
MGS-S Customer 8150	\$ 1,323.99	\$ 1,397.64	5.56%	\$ 3,088.74	\$ 3,162.39	2.38%
MGS-S Customer 8151	\$ 1,549.80	\$ 1,628.57	5.08%	\$ 3,867.34	\$ 3,946.12	2.04%
MGS-S Customer 8152	\$ 697.19	\$ 756.74	8.54%	\$ 1,169.21	\$ 1,228.76	5.09%
MGS-S Customer 8153	\$ 4,675.63	\$ 4,838.18	3.48%	\$ 13,889.15	\$ 14,051.71	1.17%
MGS-S Customer 8154	\$ 1,268.41	\$ 1,340.82	5.71%	\$ 2,918.91	\$ 2,991.32	2.48%
MGS-S Customer 8155	\$ 1,040.25	\$ 1,107.48	6.46%	\$ 2,170.86	\$ 2,238.09	3.10%
MGS-S Customer 8156	\$ 3,131.69	\$ 3,259.43	4.08%	\$ 9,057.80	\$ 9,185.54	1.41%
MGS-S Customer 8157	\$ 1,425.37	\$ 1,514.60	6.26%	\$ 3,194.62	\$ 3,283.86	2.79%

Internal Use

Customer	Distribution 8/23 Prices	Distribution 1/24 Prices	Distribution % Difference	Delivery 8/23 Prices	Delivery 1/24 Prices	Delivery % Difference
MGS-S Customer 8158	\$ 1,731.00	\$ 1,827.13	5.55%	\$ 4,082.08	\$ 4,178.21	2.35%
MGS-S Customer 8159	\$ 1,848.15	\$ 1,946.91	5.34%	\$ 4,454.65	\$ 4,553.41	2.22%
MGS-S Customer 8160	\$ 1,453.82	\$ 1,530.36	5.26%	\$ 3,478.27	\$ 3,554.81	2.20%
MGS-S Customer 8161	\$ 1,186.05	\$ 1,256.58	5.95%	\$ 2,663.69	\$ 2,734.22	2.65%
MGS-S Customer 8162	\$ 1,737.84	\$ 1,820.90	4.78%	\$ 4,584.04	\$ 4,667.10	1.81%
MGS-S Customer 8163	\$ 2,672.54	\$ 2,776.62	3.89%	\$ 7,363.78	\$ 7,467.86	1.41%
MGS-S Customer 8164	\$ 4,016.59	\$ 4,164.29	3.68%	\$ 11,662.91	\$ 11,810.61	1.27%
MGS-S Customer 8165	\$ 1,180.70	\$ 1,251.11	5.96%	\$ 2,589.61	\$ 2,660.02	2.72%
MGS-S Customer 8166	\$ 1,547.81	\$ 1,626.53	5.09%	\$ 3,812.30	\$ 3,891.02	2.06%
MGS-S Customer 8167	\$ 1,874.28	\$ 1,973.63	5.30%	\$ 4,569.13	\$ 4,668.47	2.17%
MGS-S Customer 8168	\$ 1,471.02	\$ 1,561.28	6.14%	\$ 3,319.72	\$ 3,409.98	2.72%
MGS-S Customer 8169	\$ 1,957.84	\$ 2,059.08	5.17%	\$ 4,801.52	\$ 4,902.76	2.11%
MGS-S Customer 8170	\$ 14,269.58	\$ 14,648.77	2.66%	\$ 45,159.01	\$ 45,538.19	0.84%
MGS-S Customer 8171	\$ 2,418.18	\$ 2,529.84	4.62%	\$ 6,321.55	\$ 6,433.21	1.77%
MGS-S Customer 8172	\$ 8,221.11	\$ 8,463.83	2.95%	\$ 25,113.39	\$ 25,356.10	0.97%
MGS-S Customer 8173	\$ 1,424.79	\$ 1,514.01	6.26%	\$ 3,221.15	\$ 3,310.37	2.77%
MGS-S Customer 8174	\$ 10,147.13	\$ 10,433.04	2.82%	\$ 31,606.33	\$ 31,892.24	0.90%
MGS-S Customer 8175	\$ 2,356.39	\$ 2,466.64	4.68%	\$ 6,058.40	\$ 6,168.65	1.82%
MGS-S Customer 8176	\$ 1,828.95	\$ 1,927.28	5.38%	\$ 4,428.10	\$ 4,526.43	2.22%
MGS-S Customer 8177	\$ 2,082.50	\$ 2,186.54	5.00%	\$ 5,365.74	\$ 5,469.78	1.94%
MGS-S Customer 8178	\$ 1,445.54	\$ 1,521.95	5.29%	\$ 3,598.14	\$ 3,674.55	2.12%
MGS-S Customer 8179	\$ 3,594.16	\$ 3,732.26	3.84%	\$ 9,869.42	\$ 10,007.52	1.40%
MGS-S Customer 8180	\$ 3,459.06	\$ 3,580.91	3.52%	\$ 10,039.74	\$ 10,161.59	1.21%
MGS-S Customer 8181	\$ 945.89	\$ 1,024.32	8.29%	\$ 1,608.55	\$ 1,686.98	4.88%
MGS-S Customer 8182	\$ 2,142.40	\$ 2,234.55	4.30%	\$ 5,812.93	\$ 5,905.08	1.59%
MGS-S Customer 8183	\$ 2,216.96	\$ 2,310.81	4.23%	\$ 5,908.77	\$ 6,002.62	1.59%
MGS-S Customer 8184	\$ 1,257.70	\$ 1,329.93	5.74%	\$ 3,054.92	\$ 3,127.16	2.36%
MGS-S Customer 8185	\$ 2,557.73	\$ 2,672.53	4.49%	\$ 6,861.60	\$ 6,976.39	1.67%
MGS-S Customer 8186	\$ 1,346.20	\$ 1,420.31	5.51%	\$ 3,127.23	\$ 3,201.34	2.37%
MGS-S Customer 8187	\$ 2,206.66	\$ 2,300.24	4.24%	\$ 5,871.35	\$ 5,964.92	1.59%
MGS-S Customer 8188	\$ 1,115.92	\$ 1,184.86	6.18%	\$ 2,427.53	\$ 2,496.47	2.84%
MGS-S Customer 8189	\$ 2,093.41	\$ 2,184.43	4.35%	\$ 5,694.07	\$ 5,785.09	1.60%
MGS-S Customer 8190	\$ 3,536.56	\$ 3,673.37	3.87%	\$ 9,817.43	\$ 9,954.25	1.39%
MGS-S Customer 8191	\$ 3,560.31	\$ 3,697.70	3.86%	\$ 9,810.43	\$ 9,947.82	1.40%
MGS-S Customer 8192	\$ 4,662.63	\$ 4,825.95	3.50%	\$ 12,854.05	\$ 13,017.37	1.27%
MGS-S Customer 8193	\$ 5,532.77	\$ 5,714.69	3.29%	\$ 16,324.03	\$ 16,505.95	1.11%
MGS-S Customer 8194	\$ 2,743.96	\$ 2,862.95	4.34%	\$ 7,408.47	\$ 7,527.46	1.61%
MGS-S Customer 8195	\$ 2,148.57	\$ 2,254.11	4.91%	\$ 5,525.84	\$ 5,631.38	1.91%
MGS-S Customer 8196	\$ 2,338.32	\$ 2,448.20	4.70%	\$ 5,953.66	\$ 6,063.55	1.85%
MGS-S Customer 8197	\$ 8,345.30	\$ 8,590.65	2.94%	\$ 25,770.67	\$ 26,016.02	0.95%

Internal Use

Customer	Distribution 8/23 Prices	Distribution 1/24 Prices	Distribution % Difference	Delivery 8/23 Prices	Delivery 1/24 Prices	Delivery % Difference
MGS-S Customer 8198	\$ 1,924.38	\$ 2,011.59	4.53%	\$ 5,051.61	\$ 5,138.83	1.73%
MGS-S Customer 8199	\$ 1,601.37	\$ 1,681.30	4.99%	\$ 4,110.85	\$ 4,190.79	1.94%
MGS-S Customer 8200	\$ 1,932.23	\$ 2,019.62	4.52%	\$ 5,162.69	\$ 5,250.08	1.69%
MGS-S Customer 8201	\$ 2,651.64	\$ 2,768.55	4.41%	\$ 6,936.98	\$ 7,053.88	1.69%
MGS-S Customer 8202	\$ 2,425.72	\$ 2,524.27	4.06%	\$ 6,566.58	\$ 6,665.13	1.50%
MGS-S Customer 8203	\$ 2,202.63	\$ 2,309.40	4.85%	\$ 5,487.88	\$ 5,594.66	1.95%
MGS-S Customer 8204	\$ 2,354.66	\$ 2,464.89	4.68%	\$ 6,091.23	\$ 6,201.47	1.81%
MGS-S Customer 8205	\$ 12,452.07	\$ 12,792.31	2.73%	\$ 38,277.81	\$ 38,618.04	0.89%
MGS-S Customer 8206	\$ 1,524.07	\$ 1,602.24	5.13%	\$ 3,739.55	\$ 3,817.72	2.09%
MGS-S Customer 8207	\$ 1,588.50	\$ 1,668.19	5.02%	\$ 4,054.61	\$ 4,134.29	1.97%
MGS-S Customer 8208	\$ 1,806.49	\$ 1,891.07	4.68%	\$ 4,588.08	\$ 4,672.65	1.84%
MGS-S Customer 8209	\$ 12,964.61	\$ 13,314.10	2.70%	\$ 40,694.41	\$ 41,043.90	0.86%
MGS-S Customer 8210	\$ 14,200.29	\$ 14,577.64	2.66%	\$ 44,584.85	\$ 44,962.19	0.85%
MGS-S Customer 8211	\$ 2,808.57	\$ 2,928.99	4.29%	\$ 7,599.50	\$ 7,719.91	1.58%
MGS-S Customer 8212	\$ 20,489.04	\$ 21,010.94	2.55%	\$ 64,820.25	\$ 65,342.16	0.81%
MGS-S Customer 8213	\$ 1,216.33	\$ 1,287.53	5.85%	\$ 2,760.25	\$ 2,831.45	2.58%
MGS-S Customer 8214	\$ 2,528.71	\$ 2,642.74	4.51%	\$ 6,494.96	\$ 6,608.99	1.76%
MGS-S Customer 8215	\$ 2,549.02	\$ 2,663.63	4.50%	\$ 6,706.23	\$ 6,820.84	1.71%
MGS-S Customer 8216	\$ 4,303.73	\$ 4,458.06	3.59%	\$ 12,273.85	\$ 12,428.18	1.26%
MGS-S Customer 8217	\$ 4,142.28	\$ 4,294.37	3.67%	\$ 11,342.94	\$ 11,495.03	1.34%
MGS-S Customer 8218	\$ 2,409.57	\$ 2,521.01	4.62%	\$ 6,308.87	\$ 6,420.31	1.77%
MGS-S Customer 8219	\$ 2,093.18	\$ 2,197.44	4.98%	\$ 5,049.28	\$ 5,153.54	2.06%
MGS-S Customer 8220	\$ 1,776.70	\$ 1,873.87	5.47%	\$ 4,256.72	\$ 4,353.88	2.28%
MGS-S Customer 8221	\$ 2,606.52	\$ 2,722.33	4.44%	\$ 6,630.72	\$ 6,746.53	1.75%
MGS-S Customer 8222	\$ 2,069.71	\$ 2,173.50	5.01%	\$ 5,247.80	\$ 5,351.59	1.98%
MGS-S Customer 8223	\$ 2,422.89	\$ 2,534.63	4.61%	\$ 6,193.84	\$ 6,305.58	1.80%
MGS-S Customer 8224	\$ 1,435.05	\$ 1,524.50	6.23%	\$ 3,198.72	\$ 3,288.17	2.80%
MGS-S Customer 8225	\$ 2,091.10	\$ 2,182.09	4.35%	\$ 5,502.40	\$ 5,593.39	1.65%
MGS-S Customer 8226	\$ 2,543.01	\$ 2,657.45	4.50%	\$ 6,786.18	\$ 6,900.62	1.69%
MGS-S Customer 8227	\$ 1,785.13	\$ 1,869.19	4.71%	\$ 4,650.59	\$ 4,734.65	1.81%
MGS-S Customer 8228	\$ 1,219.95	\$ 1,304.54	6.93%	\$ 2,523.46	\$ 2,608.05	3.35%
MGS-S Customer 8229	\$ 1,460.05	\$ 1,536.81	5.26%	\$ 3,652.35	\$ 3,729.11	2.10%
MGS-S Customer 8230	\$ 1,702.42	\$ 1,784.62	4.83%	\$ 4,361.87	\$ 4,444.07	1.88%
MGS-S Customer 8231	\$ 2,543.38	\$ 2,657.89	4.50%	\$ 6,652.42	\$ 6,766.93	1.72%
MGS-S Customer 8232	\$ 1,546.71	\$ 1,625.42	5.09%	\$ 3,877.36	\$ 3,956.07	2.03%
MGS-S Customer 8233	\$ 2,117.95	\$ 2,209.60	4.33%	\$ 5,735.78	\$ 5,827.43	1.60%
MGS-S Customer 8234	\$ 1,824.69	\$ 1,922.92	5.38%	\$ 4,476.66	\$ 4,574.89	2.19%
MGS-S Customer 8235	\$ 527.97	\$ 583.69	10.55%	\$ 622.78	\$ 678.50	8.95%
MGS-S Customer 8236	\$ 1,614.28	\$ 1,707.75	5.79%	\$ 3,757.20	\$ 3,850.66	2.49%
MGS-S Customer 8237	\$ 655.40	\$ 714.00	8.94%	\$ 1,028.58	\$ 1,087.18	5.70%

Internal Use

Customer	Distribution 8/23 Prices	Distribution 1/24 Prices	Distribution % Difference	Delivery 8/23 Prices	Delivery 1/24 Prices	Delivery % Difference
MGS-S Customer 8238	\$ 2,119.46	\$ 2,224.32	4.95%	\$ 5,227.08	\$ 5,331.94	2.01%
MGS-S Customer 8239	\$ 2,072.17	\$ 2,175.99	5.01%	\$ 5,270.81	\$ 5,374.63	1.97%
MGS-S Customer 8240	\$ 1,806.24	\$ 1,904.06	5.42%	\$ 4,361.38	\$ 4,459.20	2.24%
MGS-S Customer 8241	\$ 2,738.42	\$ 2,857.24	4.34%	\$ 7,443.87	\$ 7,562.69	1.60%
MGS-S Customer 8242	\$ 892.20	\$ 969.42	8.66%	\$ 1,463.32	\$ 1,540.54	5.28%
MGS-S Customer 8243	\$ 6,754.07	\$ 6,963.45	3.10%	\$ 19,626.76	\$ 19,836.13	1.07%
MGS-S Customer 8244	\$ 1,985.46	\$ 2,087.27	5.13%	\$ 4,830.22	\$ 4,932.02	2.11%
MGS-S Customer 8245	\$ 2,090.61	\$ 2,194.81	4.98%	\$ 5,134.20	\$ 5,238.40	2.03%
MGS-S Customer 8246	\$ 2,007.22	\$ 2,109.57	5.10%	\$ 5,073.90	\$ 5,176.25	2.02%
MGS-S Customer 8247	\$ 3,701.71	\$ 3,842.26	3.80%	\$ 10,478.69	\$ 10,619.24	1.34%
MGS-S Customer 8248	\$ 2,069.89	\$ 2,173.65	5.01%	\$ 5,199.27	\$ 5,303.03	2.00%
MGS-S Customer 8249	\$ 1,708.56	\$ 1,790.93	4.82%	\$ 4,366.64	\$ 4,449.01	1.89%
MGS-S Customer 8250	\$ 1,399.16	\$ 1,491.16	6.58%	\$ 2,645.76	\$ 2,737.75	3.48%
MGS-S Customer 8251	\$ 1,661.91	\$ 1,743.21	4.89%	\$ 4,200.31	\$ 4,281.61	1.94%
MGS-S Customer 8252	\$ 1,980.70	\$ 2,069.19	4.47%	\$ 5,278.00	\$ 5,366.49	1.68%
MGS-S Customer 8253	\$ 2,856.24	\$ 2,977.81	4.26%	\$ 7,743.54	\$ 7,865.11	1.57%
MGS-S Customer 8254	\$ 5,333.32	\$ 5,510.76	3.33%	\$ 15,560.37	\$ 15,737.81	1.14%
MGS-S Customer 8255	\$ 1,835.56	\$ 1,934.91	5.41%	\$ 4,141.16	\$ 4,240.51	2.40%
MGS-S Customer 8256	\$ 3,813.78	\$ 3,956.88	3.75%	\$ 10,764.32	\$ 10,907.42	1.33%
MGS-S Customer 8257	\$ 1,366.48	\$ 1,454.37	6.43%	\$ 2,961.09	\$ 3,048.99	2.97%
MGS-S Customer 8258	\$ 4,190.64	\$ 4,342.31	3.62%	\$ 11,908.78	\$ 12,060.45	1.27%
MGS-S Customer 8259	\$ 1,851.42	\$ 1,937.04	4.62%	\$ 4,849.36	\$ 4,934.98	1.77%
MGS-S Customer 8260	\$ 1,831.99	\$ 1,917.18	4.65%	\$ 4,800.59	\$ 4,885.77	1.77%
MGS-S Customer 8261	\$ 1,891.82	\$ 1,991.57	5.27%	\$ 4,655.53	\$ 4,755.28	2.14%
MGS-S Customer 8262	\$ 1,866.61	\$ 1,965.79	5.31%	\$ 4,578.33	\$ 4,677.51	2.17%
MGS-S Customer 8263	\$ 1,762.61	\$ 1,846.16	4.74%	\$ 4,537.43	\$ 4,620.98	1.84%
MGS-S Customer 8264	\$ 3,066.17	\$ 3,192.39	4.12%	\$ 8,311.80	\$ 8,438.03	1.52%
MGS-S Customer 8265	\$ 2,512.28	\$ 2,626.00	4.53%	\$ 6,595.72	\$ 6,709.44	1.72%
MGS-S Customer 8266	\$ 1,338.25	\$ 1,425.53	6.52%	\$ 2,937.72	\$ 3,025.00	2.97%
MGS-S Customer 8267	\$ 3,653.87	\$ 3,793.39	3.82%	\$ 10,563.43	\$ 10,702.95	1.32%
MGS-S Customer 8268	\$ 2,973.14	\$ 3,097.27	4.18%	\$ 7,972.90	\$ 8,097.03	1.56%
MGS-S Customer 8269	\$ 3,980.61	\$ 4,127.60	3.69%	\$ 11,338.25	\$ 11,485.24	1.30%
MGS-S Customer 8270	\$ 8,349.77	\$ 8,595.18	2.94%	\$ 25,537.59	\$ 25,782.99	0.96%
MGS-S Customer 8271	\$ 1,767.33	\$ 1,864.30	5.49%	\$ 4,409.17	\$ 4,506.14	2.20%
MGS-S Customer 8272	\$ 1,414.98	\$ 1,490.74	5.35%	\$ 3,471.63	\$ 3,547.39	2.18%
MGS-S Customer 8273	\$ 1,160.33	\$ 1,230.30	6.03%	\$ 2,579.60	\$ 2,649.57	2.71%
MGS-S Customer 8274	\$ 1,945.29	\$ 2,032.98	4.51%	\$ 5,168.70	\$ 5,256.38	1.70%
MGS-S Customer 8275	\$ 9,848.80	\$ 10,128.04	2.84%	\$ 30,595.90	\$ 30,875.13	0.91%
MGS-S Customer 8276	\$ 1,292.35	\$ 1,365.30	5.64%	\$ 2,982.82	\$ 3,055.76	2.45%
MGS-S Customer 8277	\$ 2,119.33	\$ 2,224.45	4.96%	\$ 5,264.48	\$ 5,369.60	2.00%

Internal Use

Customer	Distribution 8/23 Prices	Distribution 1/24 Prices	Distribution % Difference	Delivery 8/23 Prices	Delivery 1/24 Prices	Delivery % Difference
MGS-S Customer 8278	\$ 1,668.85	\$ 1,763.55	5.67%	\$ 3,908.11	\$ 4,002.81	2.42%
MGS-S Customer 8279	\$ 1,640.25	\$ 1,734.29	5.73%	\$ 3,780.50	\$ 3,874.54	2.49%
MGS-S Customer 8280	\$ 2,609.22	\$ 2,725.14	4.44%	\$ 6,978.48	\$ 7,094.41	1.66%
MGS-S Customer 8281	\$ 3,207.12	\$ 3,336.64	4.04%	\$ 8,942.19	\$ 9,071.72	1.45%
MGS-S Customer 8282	\$ 3,698.30	\$ 3,838.82	3.80%	\$ 10,329.38	\$ 10,469.90	1.36%
MGS-S Customer 8283	\$ 3,331.09	\$ 3,463.25	3.97%	\$ 9,151.67	\$ 9,283.84	1.44%
MGS-S Customer 8284	\$ 2,879.64	\$ 3,001.69	4.24%	\$ 7,801.37	\$ 7,923.43	1.56%
MGS-S Customer 8285	\$ 2,531.83	\$ 2,646.04	4.51%	\$ 6,692.56	\$ 6,806.77	1.71%
MGS-S Customer 8286	\$ 5,714.08	\$ 5,900.03	3.25%	\$ 16,890.29	\$ 17,076.25	1.10%
MGS-S Customer 8287	\$ 771.14	\$ 845.62	9.66%	\$ 1,093.73	\$ 1,168.20	6.81%
MGS-S Customer 8288	\$ 1,928.37	\$ 2,028.94	5.22%	\$ 4,767.27	\$ 4,867.83	2.11%
MGS-S Customer 8289	\$ 1,898.97	\$ 1,998.93	5.26%	\$ 4,754.93	\$ 4,854.88	2.10%
MGS-S Customer 8290	\$ 1,620.53	\$ 1,700.90	4.96%	\$ 4,142.34	\$ 4,222.71	1.94%
MGS-S Customer 8291	\$ 1,853.33	\$ 1,938.97	4.62%	\$ 4,923.82	\$ 5,009.45	1.74%
MGS-S Customer 8292	\$ 1,657.46	\$ 1,738.64	4.90%	\$ 4,085.82	\$ 4,167.00	1.99%
MGS-S Customer 8293	\$ 1,637.97	\$ 1,718.73	4.93%	\$ 4,196.84	\$ 4,277.59	1.92%
MGS-S Customer 8294	\$ 1,176.45	\$ 1,260.09	7.11%	\$ 2,386.38	\$ 2,470.03	3.51%
MGS-S Customer 8295	\$ 1,988.34	\$ 2,090.26	5.13%	\$ 4,950.90	\$ 5,052.82	2.06%
MGS-S Customer 8296	\$ 2,251.11	\$ 2,358.99	4.79%	\$ 5,806.18	\$ 5,914.06	1.86%
MGS-S Customer 8297	\$ 2,194.56	\$ 2,287.89	4.25%	\$ 5,977.38	\$ 6,070.70	1.56%
MGS-S Customer 8298	\$ 1,029.85	\$ 1,110.50	7.83%	\$ 1,833.24	\$ 1,913.89	4.40%
MGS-S Customer 8299	\$ 2,045.01	\$ 2,148.25	5.05%	\$ 5,135.90	\$ 5,239.14	2.01%
MGS-S Customer 8300	\$ 1,998.38	\$ 2,100.55	5.11%	\$ 5,069.01	\$ 5,171.18	2.02%
MGS-S Customer 8301	\$ 1,707.89	\$ 1,803.48	5.60%	\$ 4,019.33	\$ 4,114.92	2.38%
MGS-S Customer 8302	\$ 1,228.00	\$ 1,299.49	5.82%	\$ 2,827.83	\$ 2,899.32	2.53%
MGS-S Customer 8303	\$ 1,439.07	\$ 1,515.34	5.30%	\$ 3,550.72	\$ 3,627.00	2.15%
MGS-S Customer 8304	\$ 3,300.44	\$ 3,432.01	3.99%	\$ 8,872.80	\$ 9,004.37	1.48%
MGS-S Customer 8305	\$ 1,309.84	\$ 1,396.49	6.62%	\$ 2,786.76	\$ 2,873.41	3.11%
MGS-S Customer 8306	\$ 1,738.94	\$ 1,821.95	4.77%	\$ 4,434.57	\$ 4,517.59	1.87%
MGS-S Customer 8307	\$ 2,006.90	\$ 2,109.28	5.10%	\$ 5,037.18	\$ 5,139.57	2.03%
MGS-S Customer 8308	\$ 2,339.62	\$ 2,449.49	4.70%	\$ 5,930.55	\$ 6,040.41	1.85%
MGS-S Customer 8309	\$ 2,238.82	\$ 2,346.42	4.81%	\$ 5,634.82	\$ 5,742.42	1.91%
MGS-S Customer 8310	\$ 8,137.41	\$ 8,378.17	2.96%	\$ 25,006.56	\$ 25,247.31	0.96%
MGS-S Customer 8311	\$ 4,167.55	\$ 4,319.56	3.65%	\$ 11,343.63	\$ 11,495.64	1.34%
MGS-S Customer 8312	\$ 2,175.23	\$ 2,281.40	4.88%	\$ 5,553.05	\$ 5,659.22	1.91%
MGS-S Customer 8313	\$ 3,085.54	\$ 3,215.68	4.22%	\$ 7,257.64	\$ 7,387.77	1.79%
MGS-S Customer 8314	\$ 9,866.94	\$ 10,146.61	2.83%	\$ 31,017.50	\$ 31,297.16	0.90%
MGS-S Customer 8315	\$ 2,045.11	\$ 2,148.31	5.05%	\$ 5,078.25	\$ 5,181.45	2.03%
MGS-S Customer 8316	\$ 1,783.97	\$ 1,881.29	5.46%	\$ 4,275.23	\$ 4,372.55	2.28%
MGS-S Customer 8317	\$ 4,281.93	\$ 4,435.65	3.59%	\$ 12,398.01	\$ 12,551.73	1.24%

Internal Use

Customer	Distribution 8/23 Prices	Distribution 1/24 Prices	Distribution % Difference	Delivery 8/23 Prices	Delivery 1/24 Prices	Delivery % Difference
MGS-S Customer 8318	\$ 2,509.13	\$ 2,609.55	4.00%	\$ 7,127.55	\$ 7,227.97	1.41%
MGS-S Customer 8319	\$ 1,564.59	\$ 1,643.70	5.06%	\$ 3,845.73	\$ 3,924.84	2.06%
MGS-S Customer 8320	\$ 2,759.01	\$ 2,878.36	4.33%	\$ 7,430.49	\$ 7,549.84	1.61%
MGS-S Customer 8321	\$ 3,440.64	\$ 3,575.43	3.92%	\$ 9,772.50	\$ 9,907.29	1.38%
MGS-S Customer 8322	\$ 2,122.05	\$ 2,226.99	4.95%	\$ 5,407.68	\$ 5,512.63	1.94%
MGS-S Customer 8323	\$ 2,549.65	\$ 2,664.23	4.49%	\$ 6,823.39	\$ 6,937.97	1.68%
MGS-S Customer 8324	\$ 2,294.14	\$ 2,402.98	4.74%	\$ 5,848.75	\$ 5,957.60	1.86%
MGS-S Customer 8325	\$ 4,907.33	\$ 5,061.82	3.15%	\$ 14,810.03	\$ 14,964.52	1.04%
MGS-S Customer 8326	\$ 1,731.46	\$ 1,814.33	4.79%	\$ 4,437.52	\$ 4,520.39	1.87%
MGS-S Customer 8327	\$ 3,242.85	\$ 3,373.05	4.01%	\$ 8,975.08	\$ 9,105.29	1.45%
MGS-S Customer 8328	\$ 1,104.90	\$ 1,173.64	6.22%	\$ 2,485.80	\$ 2,554.53	2.76%
MGS-S Customer 8329	\$ 1,131.76	\$ 1,201.04	6.12%	\$ 2,591.01	\$ 2,660.29	2.67%
MGS-S Customer 8330	\$ 3,304.83	\$ 3,436.45	3.98%	\$ 9,177.26	\$ 9,308.88	1.43%
MGS-S Customer 8331	\$ 1,608.85	\$ 1,702.22	5.80%	\$ 3,750.94	\$ 3,844.31	2.49%
MGS-S Customer 8332	\$ 4,443.99	\$ 4,588.10	3.24%	\$ 12,821.11	\$ 12,965.23	1.12%
MGS-S Customer 8333	\$ 2,342.69	\$ 2,452.57	4.69%	\$ 6,014.42	\$ 6,124.30	1.83%
MGS-S Customer 8334	\$ 1,948.58	\$ 2,049.62	5.19%	\$ 4,907.61	\$ 5,008.64	2.06%
MGS-S Customer 8335	\$ 1,346.51	\$ 1,420.69	5.51%	\$ 3,219.82	\$ 3,294.00	2.30%
MGS-S Customer 8336	\$ 5,101.33	\$ 5,273.42	3.37%	\$ 14,747.43	\$ 14,919.52	1.17%
MGS-S Customer 8337	\$ 1,921.07	\$ 2,021.48	5.23%	\$ 4,676.70	\$ 4,777.11	2.15%
MGS-S Customer 8338	\$ 1,299.85	\$ 1,386.24	6.65%	\$ 2,745.99	\$ 2,832.38	3.15%
MGS-S Customer 8339	\$ 5,113.58	\$ 5,285.98	3.37%	\$ 15,051.99	\$ 15,224.40	1.15%
MGS-S Customer 8340	\$ 2,324.83	\$ 2,434.37	4.71%	\$ 5,959.20	\$ 6,068.74	1.84%
MGS-S Customer 8341	\$ 2,345.60	\$ 2,455.59	4.69%	\$ 6,099.24	\$ 6,209.23	1.80%
MGS-S Customer 8342	\$ 2,014.55	\$ 2,117.10	5.09%	\$ 5,002.10	\$ 5,104.64	2.05%
MGS-S Customer 8343	\$ 2,174.27	\$ 2,280.43	4.88%	\$ 5,445.79	\$ 5,551.95	1.95%
MGS-S Customer 8344	\$ 6,902.70	\$ 7,121.39	3.17%	\$ 18,492.01	\$ 18,710.70	1.18%
MGS-S Customer 8345	\$ 2,267.72	\$ 2,375.94	4.77%	\$ 5,810.36	\$ 5,918.58	1.86%
MGS-S Customer 8346	\$ 5,222.02	\$ 5,397.15	3.35%	\$ 15,324.15	\$ 15,499.28	1.14%
MGS-S Customer 8347	\$ 1,011.95	\$ 1,091.88	7.90%	\$ 1,858.01	\$ 1,937.94	4.30%
MGS-S Customer 8348	\$ 803.36	\$ 878.57	9.36%	\$ 1,207.68	\$ 1,282.89	6.23%
MGS-S Customer 8349	\$ 2,809.58	\$ 2,930.10	4.29%	\$ 7,643.05	\$ 7,763.57	1.58%
MGS-S Customer 8350	\$ 18,790.76	\$ 19,299.85	2.71%	\$ 48,354.85	\$ 48,863.94	1.05%
MGS-S Customer 8351	\$ 1,624.21	\$ 1,704.66	4.95%	\$ 4,146.25	\$ 4,226.70	1.94%
MGS-S Customer 8352	\$ 6,724.94	\$ 6,933.76	3.11%	\$ 20,567.43	\$ 20,776.25	1.02%
MGS-S Customer 8353	\$ 6,564.52	\$ 6,769.56	3.12%	\$ 19,356.62	\$ 19,561.66	1.06%
MGS-S Customer 8354	\$ 2,849.02	\$ 2,970.35	4.26%	\$ 7,463.47	\$ 7,584.79	1.63%
MGS-S Customer 8355	\$ 2,790.80	\$ 2,910.84	4.30%	\$ 7,465.47	\$ 7,585.50	1.61%
MGS-S Customer 8356	\$ 1,896.72	\$ 1,983.29	4.56%	\$ 4,938.63	\$ 5,025.19	1.75%
MGS-S Customer 8357	\$ 1,039.17	\$ 1,106.41	6.47%	\$ 2,308.57	\$ 2,375.81	2.91%

Internal Use

Customer	Distribution 8/23 Prices	Distribution 1/24 Prices	Distribution % Difference	Delivery 8/23 Prices	Delivery 1/24 Prices	Delivery % Difference
MGS-S Customer 8358	\$ 6,705.13	\$ 6,913.45	3.11%	\$ 20,257.95	\$ 20,466.26	1.03%
MGS-S Customer 8359	\$ 1,808.12	\$ 1,905.98	5.41%	\$ 4,310.39	\$ 4,408.25	2.27%
MGS-S Customer 8360	\$ 5,338.95	\$ 5,516.56	3.33%	\$ 15,517.78	\$ 15,695.39	1.14%
MGS-S Customer 8361	\$ 3,463.97	\$ 3,599.19	3.90%	\$ 9,653.29	\$ 9,788.51	1.40%
MGS-S Customer 8362	\$ 1,515.92	\$ 1,593.92	5.15%	\$ 3,724.31	\$ 3,802.31	2.09%
MGS-S Customer 8363	\$ 4,362.51	\$ 4,517.99	3.56%	\$ 12,879.39	\$ 13,034.86	1.21%
MGS-S Customer 8364	\$ 1,783.55	\$ 1,880.86	5.46%	\$ 4,310.10	\$ 4,407.41	2.26%
MGS-S Customer 8365	\$ 1,963.57	\$ 2,064.94	5.16%	\$ 4,801.59	\$ 4,902.96	2.11%
MGS-S Customer 8366	\$ 3,028.78	\$ 3,140.92	3.70%	\$ 8,703.30	\$ 8,815.44	1.29%
MGS-S Customer 8367	\$ 2,982.57	\$ 3,093.69	3.73%	\$ 8,422.41	\$ 8,533.53	1.32%
MGS-S Customer 8368	\$ 1,561.35	\$ 1,640.38	5.06%	\$ 3,944.60	\$ 4,023.63	2.00%
MGS-S Customer 8369	\$ 3,700.26	\$ 3,840.83	3.80%	\$ 10,288.23	\$ 10,428.81	1.37%
MGS-S Customer 8370	\$ 1,597.24	\$ 1,690.33	5.83%	\$ 3,696.73	\$ 3,789.82	2.52%
MGS-S Customer 8371	\$ 1,716.30	\$ 1,812.07	5.58%	\$ 4,046.98	\$ 4,142.74	2.37%
MGS-S Customer 8372	\$ 1,849.01	\$ 1,947.80	5.34%	\$ 4,439.81	\$ 4,538.60	2.23%
MGS-S Customer 8373	\$ 2,805.44	\$ 2,925.77	4.29%	\$ 7,566.10	\$ 7,686.44	1.59%
MGS-S Customer 8374	\$ 2,502.11	\$ 2,602.36	4.01%	\$ 6,991.97	\$ 7,092.21	1.43%
MGS-S Customer 8375	\$ 5,314.56	\$ 5,491.63	3.33%	\$ 15,416.04	\$ 15,593.11	1.15%
MGS-S Customer 8376	\$ 3,980.99	\$ 4,127.87	3.69%	\$ 11,426.97	\$ 11,573.85	1.29%
MGS-S Customer 8377	\$ 2,183.24	\$ 2,289.54	4.87%	\$ 5,503.28	\$ 5,609.58	1.93%
MGS-S Customer 8378	\$ 1,749.51	\$ 1,846.03	5.52%	\$ 4,173.72	\$ 4,270.24	2.31%
MGS-S Customer 8379	\$ 13,422.74	\$ 13,788.37	2.72%	\$ 40,469.41	\$ 40,835.04	0.90%
MGS-S Customer 8380	\$ 3,483.24	\$ 3,618.87	3.89%	\$ 9,545.88	\$ 9,681.51	1.42%
MGS-S Customer 8381	\$ 3,145.54	\$ 3,273.50	4.07%	\$ 8,261.65	\$ 8,389.62	1.55%
MGS-S Customer 8382	\$ 3,028.22	\$ 3,153.62	4.14%	\$ 8,235.94	\$ 8,361.34	1.52%
MGS-S Customer 8383	\$ 1,901.30	\$ 2,001.27	5.26%	\$ 4,574.24	\$ 4,674.21	2.19%
MGS-S Customer 8384	\$ 1,539.73	\$ 1,618.26	5.10%	\$ 3,875.16	\$ 3,953.69	2.03%
MGS-S Customer 8385	\$ 2,491.99	\$ 2,609.73	4.72%	\$ 5,046.24	\$ 5,163.98	2.33%
MGS-S Customer 8386	\$ 2,128.59	\$ 2,233.68	4.94%	\$ 5,424.66	\$ 5,529.75	1.94%
MGS-S Customer 8387	\$ 1,554.36	\$ 1,646.48	5.93%	\$ 3,522.84	\$ 3,614.96	2.61%
MGS-S Customer 8388	\$ 1,674.52	\$ 1,769.36	5.66%	\$ 3,882.02	\$ 3,976.86	2.44%
MGS-S Customer 8389	\$ 2,337.17	\$ 2,433.83	4.14%	\$ 6,274.88	\$ 6,371.55	1.54%
MGS-S Customer 8390	\$ 629.76	\$ 701.04	11.32%	\$ 785.58	\$ 856.86	9.07%
MGS-S Customer 8391	\$ 1,229.00	\$ 1,300.52	5.82%	\$ 2,859.46	\$ 2,930.98	2.50%
MGS-S Customer 8392	\$ 2,406.45	\$ 2,517.79	4.63%	\$ 6,283.41	\$ 6,394.75	1.77%
MGS-S Customer 8393	\$ 2,070.76	\$ 2,174.56	5.01%	\$ 5,221.19	\$ 5,324.99	1.99%
MGS-S Customer 8394	\$ 2,067.18	\$ 2,170.91	5.02%	\$ 5,282.46	\$ 5,386.19	1.96%
MGS-S Customer 8395	\$ 2,137.27	\$ 2,229.30	4.31%	\$ 5,753.33	\$ 5,845.36	1.60%
MGS-S Customer 8396	\$ 2,598.79	\$ 2,714.47	4.45%	\$ 6,825.21	\$ 6,940.89	1.69%
MGS-S Customer 8397	\$ 1,951.33	\$ 2,052.41	5.18%	\$ 4,830.03	\$ 4,931.11	2.09%

Internal Use

Customer	Distribution 8/23 Prices	Distribution 1/24 Prices	Distribution % Difference	Delivery 8/23 Prices	Delivery 1/24 Prices	Delivery % Difference
MGS-S Customer 8398	\$ 2,420.87	\$ 2,532.55	4.61%	\$ 6,442.26	\$ 6,553.94	1.73%
MGS-S Customer 8399	\$ 11,897.93	\$ 12,223.84	2.74%	\$ 37,567.42	\$ 37,893.33	0.87%
MGS-S Customer 8400	\$ 1,940.22	\$ 2,041.83	5.24%	\$ 4,649.93	\$ 4,751.53	2.18%
MGS-S Customer 8401	\$ 6,563.07	\$ 6,768.15	3.12%	\$ 19,550.90	\$ 19,755.98	1.05%
MGS-S Customer 8402	\$ 835.17	\$ 897.84	7.50%	\$ 1,787.37	\$ 1,850.04	3.51%
MGS-S Customer 8403	\$ 2,228.64	\$ 2,336.01	4.82%	\$ 5,664.40	\$ 5,771.77	1.90%
MGS-S Customer 8404	\$ 4,797.41	\$ 4,963.57	3.46%	\$ 14,085.38	\$ 14,251.54	1.18%
MGS-S Customer 8405	\$ 1,017.91	\$ 1,097.96	7.86%	\$ 1,903.56	\$ 1,983.61	4.21%
MGS-S Customer 8406	\$ 3,905.02	\$ 4,050.20	3.72%	\$ 10,884.84	\$ 11,030.03	1.33%
MGS-S Customer 8407	\$ 3,937.23	\$ 4,083.10	3.70%	\$ 11,040.46	\$ 11,186.33	1.32%
MGS-S Customer 8408	\$ 1,796.12	\$ 1,893.74	5.44%	\$ 4,319.37	\$ 4,416.99	2.26%
MGS-S Customer 8409	\$ 5,653.76	\$ 5,838.38	3.27%	\$ 16,806.05	\$ 16,990.67	1.10%
MGS-S Customer 8410	\$ 3,275.24	\$ 3,406.18	4.00%	\$ 8,975.18	\$ 9,106.12	1.46%
MGS-S Customer 8411	\$ 3,814.66	\$ 3,957.87	3.75%	\$ 10,585.73	\$ 10,728.94	1.35%
MGS-S Customer 8412	\$ 4,851.48	\$ 5,018.07	3.43%	\$ 13,570.70	\$ 13,737.29	1.23%
MGS-S Customer 8413	\$ 654.01	\$ 725.84	10.98%	\$ 709.94	\$ 781.77	10.12%
MGS-S Customer 8414	\$ 1,716.75	\$ 1,799.28	4.81%	\$ 4,438.44	\$ 4,520.97	1.86%
MGS-S Customer 8415	\$ 1,515.92	\$ 1,607.20	6.02%	\$ 3,451.94	\$ 3,543.21	2.64%
MGS-S Customer 8416	\$ 4,138.35	\$ 4,290.38	3.67%	\$ 11,870.49	\$ 12,022.52	1.28%
MGS-S Customer 8417	\$ 1,950.71	\$ 2,051.78	5.18%	\$ 4,752.29	\$ 4,853.35	2.13%
MGS-S Customer 8418	\$ 1,452.91	\$ 1,529.50	5.27%	\$ 3,654.62	\$ 3,731.21	2.10%
MGS-S Customer 8419	\$ 2,329.39	\$ 2,439.03	4.71%	\$ 6,146.78	\$ 6,256.43	1.78%
MGS-S Customer 8420	\$ 1,593.53	\$ 1,686.55	5.84%	\$ 3,724.53	\$ 3,817.55	2.50%
MGS-S Customer 8421	\$ 1,609.19	\$ 1,702.57	5.80%	\$ 3,827.50	\$ 3,920.88	2.44%
MGS-S Customer 8422	\$ 9,956.42	\$ 10,239.32	2.84%	\$ 29,695.97	\$ 29,978.86	0.95%
MGS-S Customer 8423	\$ 18,620.18	\$ 19,102.26	2.59%	\$ 55,395.70	\$ 55,877.79	0.87%
MGS-S Customer 8424	\$ 1,010.71	\$ 1,077.33	6.59%	\$ 2,183.44	\$ 2,250.06	3.05%
MGS-S Customer 8425	\$ 1,532.89	\$ 1,611.32	5.12%	\$ 3,854.76	\$ 3,933.19	2.03%
MGS-S Customer 8426	\$ 3,266.51	\$ 3,384.09	3.60%	\$ 9,438.72	\$ 9,556.30	1.25%
MGS-S Customer 8427	\$ 3,048.26	\$ 3,174.05	4.13%	\$ 8,264.10	\$ 8,389.90	1.52%
MGS-S Customer 8428	\$ 2,886.62	\$ 3,008.86	4.23%	\$ 7,886.60	\$ 8,008.84	1.55%
MGS-S Customer 8429	\$ 1,365.77	\$ 1,440.39	5.46%	\$ 3,288.82	\$ 3,363.44	2.27%
MGS-S Customer 8430	\$ 1,557.35	\$ 1,636.31	5.07%	\$ 3,902.63	\$ 3,981.60	2.02%
MGS-S Customer 8431	\$ 3,074.05	\$ 3,187.28	3.68%	\$ 8,795.59	\$ 8,908.81	1.29%
MGS-S Customer 8432	\$ 3,526.99	\$ 3,650.44	3.50%	\$ 10,249.32	\$ 10,372.78	1.20%
MGS-S Customer 8433	\$ 2,340.37	\$ 2,450.15	4.69%	\$ 5,864.14	\$ 5,973.91	1.87%
MGS-S Customer 8434	\$ 1,686.76	\$ 1,768.61	4.85%	\$ 4,264.16	\$ 4,346.01	1.92%
MGS-S Customer 8435	\$ 1,517.30	\$ 1,608.62	6.02%	\$ 3,447.34	\$ 3,538.66	2.65%
MGS-S Customer 8436	\$ 3,493.27	\$ 3,615.89	3.51%	\$ 10,170.96	\$ 10,293.57	1.21%
MGS-S Customer 8437	\$ 3,192.24	\$ 3,321.37	4.05%	\$ 8,688.74	\$ 8,817.86	1.49%

Internal Use

Customer	Distribution 8/23 Prices	Distribution 1/24 Prices	Distribution % Difference	Delivery 8/23 Prices	Delivery 1/24 Prices	Delivery % Difference
MGS-S Customer 8438	\$ 1,417.40	\$ 1,493.19	5.35%	\$ 3,479.43	\$ 3,555.21	2.18%
MGS-S Customer 8439	\$ 1,268.76	\$ 1,341.09	5.70%	\$ 2,823.98	\$ 2,896.32	2.56%
MGS-S Customer 8440	\$ 1,979.51	\$ 2,067.93	4.47%	\$ 5,228.56	\$ 5,316.98	1.69%
MGS-S Customer 8441	\$ 2,440.35	\$ 2,552.48	4.59%	\$ 6,466.56	\$ 6,578.69	1.73%
MGS-S Customer 8442	\$ 1,621.52	\$ 1,701.91	4.96%	\$ 4,012.69	\$ 4,093.08	2.00%
MGS-S Customer 8443	\$ 1,010.60	\$ 1,090.48	7.90%	\$ 1,861.66	\$ 1,941.54	4.29%
MGS-S Customer 8444	\$ 1,818.22	\$ 1,903.12	4.67%	\$ 4,710.72	\$ 4,795.62	1.80%
MGS-S Customer 8445	\$ 3,454.07	\$ 3,589.04	3.91%	\$ 9,664.13	\$ 9,799.09	1.40%
MGS-S Customer 8446	\$ 1,944.40	\$ 2,045.36	5.19%	\$ 4,832.52	\$ 4,933.47	2.09%
MGS-S Customer 8447	\$ 1,844.31	\$ 1,943.00	5.35%	\$ 4,423.47	\$ 4,522.16	2.23%
MGS-S Customer 8448	\$ 2,429.31	\$ 2,541.18	4.61%	\$ 6,092.20	\$ 6,204.06	1.84%
MGS-S Customer 8449	\$ 3,237.82	\$ 3,367.92	4.02%	\$ 8,897.84	\$ 9,027.94	1.46%
MGS-S Customer 8450	\$ 2,492.07	\$ 2,605.37	4.55%	\$ 6,587.08	\$ 6,700.38	1.72%
MGS-S Customer 8451	\$ 1,987.98	\$ 2,089.91	5.13%	\$ 5,042.75	\$ 5,144.68	2.02%
MGS-S Customer 8452	\$ 6,183.41	\$ 6,379.96	3.18%	\$ 18,400.10	\$ 18,596.65	1.07%
MGS-S Customer 8453	\$ 2,017.97	\$ 2,107.35	4.43%	\$ 5,309.00	\$ 5,398.38	1.68%
MGS-S Customer 8454	\$ 597.71	\$ 655.01	9.59%	\$ 853.97	\$ 911.27	6.71%
MGS-S Customer 8455	\$ 6,917.79	\$ 7,142.90	3.25%	\$ 16,562.59	\$ 16,787.71	1.36%
MGS-S Customer 8456	\$ 1,487.12	\$ 1,577.71	6.09%	\$ 3,302.72	\$ 3,393.31	2.74%
MGS-S Customer 8457	\$ 3,178.93	\$ 3,307.71	4.05%	\$ 8,753.85	\$ 8,882.64	1.47%
MGS-S Customer 8458	\$ 1,225.52	\$ 1,296.93	5.83%	\$ 2,783.50	\$ 2,854.91	2.57%
MGS-S Customer 8459	\$ 1,908.68	\$ 2,008.79	5.24%	\$ 4,654.86	\$ 4,754.97	2.15%
MGS-S Customer 8460	\$ 1,832.92	\$ 1,931.33	5.37%	\$ 4,476.94	\$ 4,575.35	2.20%
MGS-S Customer 8461	\$ 1,644.93	\$ 1,739.16	5.73%	\$ 3,837.12	\$ 3,931.34	2.46%
MGS-S Customer 8462	\$ 1,297.35	\$ 1,383.69	6.66%	\$ 2,765.34	\$ 2,851.68	3.12%
MGS-S Customer 8463	\$ 1,916.68	\$ 2,003.71	4.54%	\$ 5,034.60	\$ 5,121.63	1.73%
MGS-S Customer 8464	\$ 1,879.01	\$ 1,978.49	5.29%	\$ 4,722.03	\$ 4,821.51	2.11%
MGS-S Customer 8465	\$ 1,530.22	\$ 1,621.88	5.99%	\$ 3,510.77	\$ 3,602.43	2.61%
MGS-S Customer 8466	\$ 1,982.13	\$ 2,070.67	4.47%	\$ 5,148.31	\$ 5,236.84	1.72%
MGS-S Customer 8467	\$ 4,723.52	\$ 4,887.04	3.46%	\$ 13,639.01	\$ 13,802.54	1.20%
MGS-S Customer 8468	\$ 8,634.27	\$ 8,888.75	2.95%	\$ 25,747.82	\$ 26,002.30	0.99%
MGS-S Customer 8469	\$ 1,707.12	\$ 1,789.44	4.82%	\$ 4,417.72	\$ 4,500.04	1.86%
MGS-S Customer 8470	\$ 3,254.14	\$ 3,371.31	3.60%	\$ 9,211.48	\$ 9,328.66	1.27%
MGS-S Customer 8471	\$ 2,148.39	\$ 2,253.94	4.91%	\$ 5,368.10	\$ 5,473.65	1.97%
MGS-S Customer 8472	\$ 1,586.87	\$ 1,666.46	5.02%	\$ 3,988.16	\$ 4,067.76	2.00%
MGS-S Customer 8473	\$ 2,886.75	\$ 3,008.93	4.23%	\$ 7,886.22	\$ 8,008.40	1.55%
MGS-S Customer 8474	\$ 2,780.71	\$ 2,900.52	4.31%	\$ 7,409.47	\$ 7,529.29	1.62%
MGS-S Customer 8475	\$ 4,026.40	\$ 4,174.33	3.67%	\$ 11,517.68	\$ 11,665.62	1.28%
MGS-S Customer 8476	\$ 2,162.07	\$ 2,254.65	4.28%	\$ 5,875.68	\$ 5,968.26	1.58%
MGS-S Customer 8477	\$ 1,552.02	\$ 1,644.11	5.93%	\$ 3,578.72	\$ 3,670.81	2.57%

Internal Use

Customer	Distribution 8/23 Prices	Distribution 1/24 Prices	Distribution % Difference	Delivery 8/23 Prices	Delivery 1/24 Prices	Delivery % Difference
MGS-S Customer 8478	\$ 5,104.23	\$ 5,276.49	3.37%	\$ 15,301.40	\$ 15,473.65	1.13%
MGS-S Customer 8479	\$ 1,868.33	\$ 1,967.54	5.31%	\$ 4,625.60	\$ 4,724.82	2.15%
MGS-S Customer 8480	\$ 2,079.01	\$ 2,182.98	5.00%	\$ 5,333.73	\$ 5,437.70	1.95%
MGS-S Customer 8481	\$ 1,286.50	\$ 1,359.30	5.66%	\$ 3,017.34	\$ 3,090.15	2.41%
MGS-S Customer 8482	\$ 2,964.07	\$ 3,088.31	4.19%	\$ 7,992.84	\$ 8,117.08	1.55%
MGS-S Customer 8483	\$ 5,014.49	\$ 5,191.39	3.53%	\$ 12,316.02	\$ 12,492.92	1.44%
MGS-S Customer 8484	\$ 15,765.16	\$ 16,192.86	2.71%	\$ 43,618.80	\$ 44,046.50	0.98%
MGS-S Customer 8485	\$ 2,051.26	\$ 2,141.35	4.39%	\$ 5,485.67	\$ 5,575.76	1.64%
MGS-S Customer 8486	\$ 7,047.49	\$ 7,269.70	3.15%	\$ 18,891.53	\$ 19,113.74	1.18%
MGS-S Customer 8487	\$ 2,580.12	\$ 2,695.46	4.47%	\$ 6,916.27	\$ 7,031.61	1.67%
MGS-S Customer 8488	\$ 2,613.63	\$ 2,716.42	3.93%	\$ 7,364.18	\$ 7,466.97	1.40%
MGS-S Customer 8489	\$ 2,885.43	\$ 2,994.10	3.77%	\$ 7,793.43	\$ 7,902.10	1.39%
MGS-S Customer 8490	\$ 11,679.74	\$ 12,000.33	2.74%	\$ 35,094.16	\$ 35,414.75	0.91%
MGS-S Customer 8491	\$ 9,593.95	\$ 9,867.66	2.85%	\$ 29,718.02	\$ 29,991.73	0.92%
MGS-S Customer 8492	\$ 6,919.21	\$ 7,132.50	3.08%	\$ 20,566.34	\$ 20,779.63	1.04%
MGS-S Customer 8493	\$ 1,352.14	\$ 1,439.69	6.47%	\$ 2,878.60	\$ 2,966.15	3.04%
MGS-S Customer 8494	\$ 1,229.03	\$ 1,300.42	5.81%	\$ 2,677.19	\$ 2,748.58	2.67%
MGS-S Customer 8495	\$ 1,413.96	\$ 1,489.66	5.35%	\$ 3,499.46	\$ 3,575.16	2.16%
MGS-S Customer 8496	\$ 2,644.21	\$ 2,760.96	4.42%	\$ 6,913.50	\$ 7,030.26	1.69%
MGS-S Customer 8497	\$ 7,654.95	\$ 7,884.67	3.00%	\$ 23,103.44	\$ 23,333.15	0.99%
MGS-S Customer 8498	\$ 1,670.50	\$ 1,765.26	5.67%	\$ 3,935.00	\$ 4,029.76	2.41%
MGS-S Customer 8499	\$ 2,816.17	\$ 2,923.52	3.81%	\$ 7,821.30	\$ 7,928.66	1.37%
MGS-S Customer 8500	\$ 2,778.66	\$ 2,898.36	4.31%	\$ 7,425.95	\$ 7,545.65	1.61%
MGS-S Customer 8501	\$ 4,185.20	\$ 4,336.80	3.62%	\$ 11,738.39	\$ 11,889.99	1.29%
MGS-S Customer 8502	\$ 4,622.18	\$ 4,783.53	3.49%	\$ 13,898.69	\$ 14,060.05	1.16%
MGS-S Customer 8503	\$ 2,009.21	\$ 2,098.34	4.44%	\$ 5,362.69	\$ 5,451.81	1.66%
MGS-S Customer 8504	\$ 2,989.84	\$ 3,114.38	4.17%	\$ 8,274.26	\$ 8,398.81	1.51%
MGS-S Customer 8505	\$ 7,440.20	\$ 7,668.12	3.06%	\$ 21,230.89	\$ 21,458.81	1.07%
MGS-S Customer 8506	\$ 629.76	\$ 701.04	11.32%	\$ 705.73	\$ 777.01	10.10%
MGS-S Customer 8507	\$ 2,099.20	\$ 2,190.23	4.34%	\$ 5,408.86	\$ 5,499.89	1.68%
MGS-S Customer 8508	\$ 2,556.32	\$ 2,671.06	4.49%	\$ 6,757.24	\$ 6,871.97	1.70%
MGS-S Customer 8509	\$ 9,541.56	\$ 9,813.79	2.85%	\$ 29,071.54	\$ 29,343.77	0.94%
MGS-S Customer 8510	\$ 933.48	\$ 998.34	6.95%	\$ 1,943.85	\$ 2,008.72	3.34%
MGS-S Customer 8511	\$ 1,472.44	\$ 1,549.38	5.23%	\$ 3,503.01	\$ 3,579.95	2.20%
MGS-S Customer 8512	\$ 1,516.40	\$ 1,607.68	6.02%	\$ 3,502.27	\$ 3,593.55	2.61%
MGS-S Customer 8513	\$ 5,527.95	\$ 5,709.76	3.29%	\$ 16,270.70	\$ 16,452.51	1.12%
MGS-S Customer 8514	\$ 1,797.10	\$ 1,881.35	4.69%	\$ 4,537.36	\$ 4,621.61	1.86%
MGS-S Customer 8515	\$ 3,985.33	\$ 4,132.33	3.69%	\$ 11,546.20	\$ 11,693.20	1.27%
MGS-S Customer 8516	\$ 3,551.31	\$ 3,688.49	3.86%	\$ 10,120.26	\$ 10,257.44	1.36%
MGS-S Customer 8517	\$ 1,881.89	\$ 1,981.42	5.29%	\$ 4,736.54	\$ 4,836.08	2.10%

Internal Use

Customer	Distribution 8/23 Prices	Distribution 1/24 Prices	Distribution % Difference	Delivery 8/23 Prices	Delivery 1/24 Prices	Delivery % Difference
MGS-S Customer 8518	\$ 2,008.70	\$ 2,111.10	5.10%	\$ 5,051.18	\$ 5,153.59	2.03%
MGS-S Customer 8519	\$ 5,958.23	\$ 6,149.79	3.22%	\$ 17,330.64	\$ 17,522.19	1.11%
MGS-S Customer 8520	\$ 1,084.41	\$ 1,152.68	6.30%	\$ 2,401.22	\$ 2,469.49	2.84%
MGS-S Customer 8521	\$ 1,013.66	\$ 1,093.60	7.89%	\$ 1,869.24	\$ 1,949.18	4.28%
MGS-S Customer 8522	\$ 1,863.36	\$ 1,949.21	4.61%	\$ 4,920.36	\$ 5,006.20	1.74%
MGS-S Customer 8523	\$ 843.60	\$ 919.72	9.02%	\$ 1,334.98	\$ 1,411.10	5.70%
MGS-S Customer 8524	\$ 5,399.63	\$ 5,578.51	3.31%	\$ 16,115.13	\$ 16,294.02	1.11%
MGS-S Customer 8525	\$ 1,950.41	\$ 2,038.26	4.50%	\$ 5,185.04	\$ 5,272.89	1.69%
MGS-S Customer 8526	\$ 1,609.84	\$ 1,689.98	4.98%	\$ 4,078.53	\$ 4,158.67	1.96%
MGS-S Customer 8527	\$ 856.25	\$ 919.39	7.37%	\$ 1,648.80	\$ 1,711.94	3.83%
MGS-S Customer 8528	\$ 10,287.37	\$ 10,576.97	2.82%	\$ 32,273.75	\$ 32,563.35	0.90%
MGS-S Customer 8529	\$ 2,280.31	\$ 2,388.82	4.76%	\$ 5,898.29	\$ 6,006.80	1.84%
MGS-S Customer 8530	\$ 2,787.89	\$ 2,907.83	4.30%	\$ 7,582.83	\$ 7,702.77	1.58%
MGS-S Customer 8531	\$ 8,195.25	\$ 8,437.52	2.96%	\$ 24,997.88	\$ 25,240.15	0.97%
MGS-S Customer 8532	\$ 1,711.15	\$ 1,806.83	5.59%	\$ 4,098.00	\$ 4,193.68	2.33%
MGS-S Customer 8533	\$ 5,252.39	\$ 5,428.10	3.35%	\$ 15,315.31	\$ 15,491.02	1.15%
MGS-S Customer 8534	\$ 1,278.03	\$ 1,350.65	5.68%	\$ 2,944.82	\$ 3,017.44	2.47%
MGS-S Customer 8535	\$ 3,734.34	\$ 3,875.74	3.79%	\$ 10,740.26	\$ 10,881.67	1.32%
MGS-S Customer 8536	\$ 2,797.77	\$ 2,917.94	4.30%	\$ 7,504.34	\$ 7,624.51	1.60%
MGS-S Customer 8537	\$ 1,324.04	\$ 1,397.71	5.56%	\$ 3,145.00	\$ 3,218.67	2.34%
MGS-S Customer 8538	\$ 1,729.40	\$ 1,825.49	5.56%	\$ 4,139.31	\$ 4,235.39	2.32%
MGS-S Customer 8539	\$ 1,993.35	\$ 2,095.38	5.12%	\$ 4,944.26	\$ 5,046.30	2.06%
MGS-S Customer 8540	\$ 2,699.03	\$ 2,817.02	4.37%	\$ 7,071.94	\$ 7,189.92	1.67%
MGS-S Customer 8541	\$ 2,771.65	\$ 2,891.27	4.32%	\$ 7,221.59	\$ 7,341.21	1.66%
MGS-S Customer 8542	\$ 2,391.98	\$ 2,502.98	4.64%	\$ 6,063.93	\$ 6,174.92	1.83%
MGS-S Customer 8543	\$ 3,383.43	\$ 3,503.55	3.55%	\$ 9,863.80	\$ 9,983.92	1.22%
MGS-S Customer 8544	\$ 2,380.51	\$ 2,491.25	4.65%	\$ 6,047.71	\$ 6,158.45	1.83%
MGS-S Customer 8545	\$ 3,244.04	\$ 3,361.03	3.61%	\$ 9,228.46	\$ 9,345.46	1.27%
MGS-S Customer 8546	\$ 2,851.97	\$ 2,973.38	4.26%	\$ 7,766.81	\$ 7,888.22	1.56%
MGS-S Customer 8547	\$ 2,194.31	\$ 2,300.95	4.86%	\$ 5,741.48	\$ 5,848.12	1.86%
MGS-S Customer 8548	\$ 3,591.18	\$ 3,729.27	3.85%	\$ 10,035.89	\$ 10,173.98	1.38%
MGS-S Customer 8549	\$ 2,507.58	\$ 2,621.24	4.53%	\$ 6,537.63	\$ 6,651.28	1.74%
MGS-S Customer 8550	\$ 2,153.94	\$ 2,246.28	4.29%	\$ 5,772.11	\$ 5,864.45	1.60%
MGS-S Customer 8551	\$ 3,794.68	\$ 3,937.37	3.76%	\$ 10,646.20	\$ 10,788.89	1.34%
MGS-S Customer 8552	\$ 1,795.12	\$ 1,892.70	5.44%	\$ 4,285.07	\$ 4,382.66	2.28%
MGS-S Customer 8553	\$ 1,730.71	\$ 1,813.57	4.79%	\$ 4,632.12	\$ 4,714.98	1.79%
MGS-S Customer 8554	\$ 2,278.19	\$ 2,373.22	4.17%	\$ 5,956.73	\$ 6,051.77	1.60%
MGS-S Customer 8555	\$ 1,907.59	\$ 1,994.33	4.55%	\$ 4,832.91	\$ 4,919.64	1.79%
MGS-S Customer 8556	\$ 3,525.83	\$ 3,649.16	3.50%	\$ 9,933.89	\$ 10,057.22	1.24%
MGS-S Customer 8557	\$ 1,527.81	\$ 1,619.29	5.99%	\$ 3,370.83	\$ 3,462.31	2.71%

Internal Use

Customer	Distribution 8/23 Prices	Distribution 1/24 Prices	Distribution % Difference	Delivery 8/23 Prices	Delivery 1/24 Prices	Delivery % Difference
MGS-S Customer 8558	\$ 1,940.67	\$ 2,028.26	4.51%	\$ 5,081.94	\$ 5,169.53	1.72%
MGS-S Customer 8559	\$ 2,373.17	\$ 2,483.79	4.66%	\$ 6,161.97	\$ 6,272.58	1.80%
MGS-S Customer 8560	\$ 8,768.63	\$ 9,023.63	2.91%	\$ 27,081.78	\$ 27,336.78	0.94%
MGS-S Customer 8561	\$ 1,640.43	\$ 1,734.51	5.74%	\$ 3,855.20	\$ 3,949.27	2.44%
MGS-S Customer 8562	\$ 3,901.33	\$ 4,046.39	3.72%	\$ 10,876.33	\$ 11,021.40	1.33%
MGS-S Customer 8563	\$ 1,752.15	\$ 1,848.76	5.51%	\$ 4,191.55	\$ 4,288.17	2.31%
MGS-S Customer 8564	\$ 17,366.00	\$ 17,815.01	2.59%	\$ 55,010.74	\$ 55,459.74	0.82%
MGS-S Customer 8565	\$ 667.84	\$ 726.72	8.82%	\$ 1,085.58	\$ 1,144.46	5.42%
MGS-S Customer 8566	\$ 4,024.01	\$ 4,173.16	3.71%	\$ 10,832.71	\$ 10,981.86	1.38%
MGS-S Customer 8567	\$ 1,655.61	\$ 1,750.11	5.71%	\$ 3,866.28	\$ 3,960.78	2.44%
MGS-S Customer 8568	\$ 2,190.83	\$ 2,297.33	4.86%	\$ 5,669.42	\$ 5,775.92	1.88%
MGS-S Customer 8569	\$ 2,577.41	\$ 2,692.60	4.47%	\$ 6,572.46	\$ 6,687.66	1.75%
MGS-S Customer 8570	\$ 7,276.76	\$ 7,498.11	3.04%	\$ 21,980.25	\$ 22,201.60	1.01%
MGS-S Customer 8571	\$ 6,962.84	\$ 7,177.05	3.08%	\$ 20,629.75	\$ 20,843.95	1.04%
MGS-S Customer 8572	\$ 1,623.48	\$ 1,703.91	4.95%	\$ 4,059.22	\$ 4,139.64	1.98%
MGS-S Customer 8573	\$ 2,321.42	\$ 2,430.87	4.71%	\$ 6,001.17	\$ 6,110.62	1.82%
MGS-S Customer 8574	\$ 3,280.12	\$ 3,397.93	3.59%	\$ 9,071.25	\$ 9,189.06	1.30%
MGS-S Customer 8575	\$ 1,566.66	\$ 1,645.81	5.05%	\$ 3,952.76	\$ 4,031.91	2.00%
MGS-S Customer 8576	\$ 1,645.22	\$ 1,726.14	4.92%	\$ 4,232.19	\$ 4,313.11	1.91%
MGS-S Customer 8577	\$ 1,691.69	\$ 1,773.68	4.85%	\$ 4,398.37	\$ 4,480.36	1.86%
MGS-S Customer 8578	\$ 2,733.57	\$ 2,852.31	4.34%	\$ 7,498.99	\$ 7,617.74	1.58%
MGS-S Customer 8579	\$ 2,603.01	\$ 2,718.75	4.45%	\$ 6,808.63	\$ 6,924.37	1.70%
MGS-S Customer 8580	\$ 1,531.37	\$ 1,609.72	5.12%	\$ 3,973.48	\$ 4,051.84	1.97%
MGS-S Customer 8581	\$ 1,177.74	\$ 1,261.39	7.10%	\$ 2,378.05	\$ 2,461.70	3.52%
MGS-S Customer 8582	\$ 4,782.54	\$ 4,947.52	3.45%	\$ 13,904.30	\$ 14,069.28	1.19%
MGS-S Customer 8583	\$ 2,252.88	\$ 2,360.61	4.78%	\$ 5,455.22	\$ 5,562.95	1.97%
MGS-S Customer 8584	\$ 4,066.85	\$ 4,215.63	3.66%	\$ 11,491.44	\$ 11,640.23	1.29%
MGS-S Customer 8585	\$ 4,155.40	\$ 4,306.40	3.63%	\$ 12,122.21	\$ 12,273.21	1.25%
MGS-S Customer 8586	\$ 6,192.73	\$ 6,389.52	3.18%	\$ 18,122.81	\$ 18,319.60	1.09%
MGS-S Customer 8587	\$ 2,835.81	\$ 2,956.86	4.27%	\$ 7,763.35	\$ 7,884.41	1.56%
MGS-S Customer 8588	\$ 2,820.29	\$ 2,941.02	4.28%	\$ 7,681.42	\$ 7,802.15	1.57%
MGS-S Customer 8589	\$ 629.76	\$ 701.04	11.32%	\$ 796.18	\$ 867.46	8.95%
MGS-S Customer 8590	\$ 2,351.22	\$ 2,461.31	4.68%	\$ 6,089.58	\$ 6,199.68	1.81%
MGS-S Customer 8591	\$ 3,089.00	\$ 3,215.75	4.10%	\$ 8,320.06	\$ 8,446.82	1.52%
MGS-S Customer 8592	\$ 3,351.53	\$ 3,484.25	3.96%	\$ 9,515.73	\$ 9,648.44	1.39%
MGS-S Customer 8593	\$ 5,900.15	\$ 6,090.34	3.22%	\$ 17,139.14	\$ 17,329.33	1.11%
MGS-S Customer 8594	\$ 4,341.37	\$ 4,496.35	3.57%	\$ 12,353.07	\$ 12,508.04	1.25%
MGS-S Customer 8595	\$ 1,636.47	\$ 1,730.50	5.75%	\$ 3,856.34	\$ 3,950.36	2.44%
MGS-S Customer 8596	\$ 6,981.09	\$ 7,195.72	3.07%	\$ 20,735.15	\$ 20,949.78	1.04%
MGS-S Customer 8597	\$ 1,532.49	\$ 1,624.17	5.98%	\$ 3,563.31	\$ 3,654.99	2.57%

Internal Use

Customer	Distribution 8/23 Prices	Distribution 1/24 Prices	Distribution % Difference	Delivery 8/23 Prices	Delivery 1/24 Prices	Delivery % Difference
MGS-S Customer 8598	\$ 2,221.16	\$ 2,328.33	4.82%	\$ 5,588.16	\$ 5,695.33	1.92%
MGS-S Customer 8599	\$ 3,696.90	\$ 3,837.50	3.80%	\$ 10,241.49	\$ 10,382.10	1.37%
MGS-S Customer 8600	\$ 1,218.13	\$ 1,289.35	5.85%	\$ 2,725.26	\$ 2,796.49	2.61%
MGS-S Customer 8601	\$ 2,767.45	\$ 2,873.68	3.84%	\$ 7,908.69	\$ 8,014.93	1.34%
MGS-S Customer 8602	\$ 2,535.69	\$ 2,650.04	4.51%	\$ 6,827.35	\$ 6,941.69	1.67%
MGS-S Customer 8603	\$ 2,970.48	\$ 3,094.57	4.18%	\$ 8,162.88	\$ 8,286.98	1.52%
MGS-S Customer 8604	\$ 1,263.10	\$ 1,335.40	5.72%	\$ 2,998.23	\$ 3,070.53	2.41%
MGS-S Customer 8605	\$ 2,424.39	\$ 2,536.14	4.61%	\$ 6,361.02	\$ 6,472.77	1.76%
MGS-S Customer 8606	\$ 8,168.18	\$ 8,409.64	2.96%	\$ 25,199.78	\$ 25,441.25	0.96%
MGS-S Customer 8607	\$ 2,043.43	\$ 2,133.34	4.40%	\$ 5,374.22	\$ 5,464.13	1.67%
MGS-S Customer 8608	\$ 1,776.42	\$ 1,873.57	5.47%	\$ 4,310.99	\$ 4,408.13	2.25%
MGS-S Customer 8609	\$ 3,140.87	\$ 3,268.81	4.07%	\$ 8,708.38	\$ 8,836.33	1.47%
MGS-S Customer 8610	\$ 2,311.52	\$ 2,420.74	4.73%	\$ 6,004.46	\$ 6,113.68	1.82%
MGS-S Customer 8611	\$ 1,816.99	\$ 1,915.06	5.40%	\$ 4,406.46	\$ 4,504.53	2.23%
MGS-S Customer 8612	\$ 1,653.23	\$ 1,734.23	4.90%	\$ 4,063.57	\$ 4,144.57	1.99%
MGS-S Customer 8613	\$ 5,580.20	\$ 5,763.18	3.28%	\$ 16,133.62	\$ 16,316.61	1.13%
MGS-S Customer 8614	\$ 1,338.91	\$ 1,412.92	5.53%	\$ 3,216.41	\$ 3,290.43	2.30%
MGS-S Customer 8615	\$ 1,421.75	\$ 1,510.88	6.27%	\$ 3,123.08	\$ 3,212.21	2.85%
MGS-S Customer 8616	\$ 1,990.38	\$ 2,092.35	5.12%	\$ 4,966.17	\$ 5,068.14	2.05%
MGS-S Customer 8617	\$ 1,640.04	\$ 1,720.87	4.93%	\$ 4,220.58	\$ 4,301.41	1.92%
MGS-S Customer 8618	\$ 1,638.41	\$ 1,732.43	5.74%	\$ 3,759.53	\$ 3,853.55	2.50%
MGS-S Customer 8619	\$ 2,470.05	\$ 2,569.57	4.03%	\$ 6,772.19	\$ 6,871.72	1.47%
MGS-S Customer 8620	\$ 1,878.01	\$ 1,977.40	5.29%	\$ 4,567.73	\$ 4,667.12	2.18%
MGS-S Customer 8621	\$ 1,738.60	\$ 1,834.89	5.54%	\$ 4,079.22	\$ 4,175.51	2.36%
MGS-S Customer 8622	\$ 1,170.13	\$ 1,240.34	6.00%	\$ 2,677.07	\$ 2,747.28	2.62%
MGS-S Customer 8623	\$ 6,565.51	\$ 6,770.86	3.13%	\$ 19,865.12	\$ 20,070.47	1.03%
MGS-S Customer 8624	\$ 2,803.50	\$ 2,923.79	4.29%	\$ 7,533.86	\$ 7,654.15	1.60%
MGS-S Customer 8625	\$ 2,500.68	\$ 2,614.19	4.54%	\$ 6,414.55	\$ 6,528.06	1.77%
MGS-S Customer 8626	\$ 2,397.09	\$ 2,508.22	4.64%	\$ 6,112.95	\$ 6,224.08	1.82%
MGS-S Customer 8627	\$ 1,615.22	\$ 1,708.73	5.79%	\$ 3,745.75	\$ 3,839.26	2.50%
MGS-S Customer 8628	\$ 2,106.26	\$ 2,210.85	4.97%	\$ 5,264.34	\$ 5,368.93	1.99%
MGS-S Customer 8629	\$ 2,874.12	\$ 2,996.04	4.24%	\$ 7,811.36	\$ 7,933.28	1.56%
MGS-S Customer 8630	\$ 1,928.75	\$ 2,016.08	4.53%	\$ 5,196.63	\$ 5,283.95	1.68%
MGS-S Customer 8631	\$ 3,079.22	\$ 3,205.73	4.11%	\$ 8,487.79	\$ 8,614.30	1.49%
MGS-S Customer 8632	\$ 3,365.48	\$ 3,498.50	3.95%	\$ 9,561.58	\$ 9,694.60	1.39%
MGS-S Customer 8633	\$ 6,392.03	\$ 6,593.33	3.15%	\$ 18,383.33	\$ 18,584.64	1.10%
MGS-S Customer 8634	\$ 2,682.58	\$ 2,800.15	4.38%	\$ 7,145.28	\$ 7,262.85	1.65%
MGS-S Customer 8635	\$ 2,213.76	\$ 2,320.78	4.83%	\$ 5,737.56	\$ 5,844.58	1.87%
MGS-S Customer 8636	\$ 1,580.64	\$ 1,660.12	5.03%	\$ 3,906.98	\$ 3,986.46	2.03%
MGS-S Customer 8637	\$ 2,976.83	\$ 3,101.05	4.17%	\$ 8,239.29	\$ 8,363.51	1.51%

Internal Use

Customer	Distribution 8/23 Prices	Distribution 1/24 Prices	Distribution % Difference	Delivery 8/23 Prices	Delivery 1/24 Prices	Delivery % Difference
MGS-S Customer 8638	\$ 938.69	\$ 1,003.59	6.91%	\$ 1,860.80	\$ 1,925.70	3.49%
MGS-S Customer 8639	\$ 1,469.02	\$ 1,545.88	5.23%	\$ 3,503.18	\$ 3,580.04	2.19%
MGS-S Customer 8640	\$ 2,197.81	\$ 2,304.51	4.85%	\$ 5,554.03	\$ 5,660.74	1.92%
MGS-S Customer 8641	\$ 1,624.72	\$ 1,718.44	5.77%	\$ 3,762.95	\$ 3,856.67	2.49%
MGS-S Customer 8642	\$ 1,986.86	\$ 2,088.76	5.13%	\$ 5,068.29	\$ 5,170.19	2.01%
MGS-S Customer 8643	\$ 2,000.26	\$ 2,102.43	5.11%	\$ 4,866.29	\$ 4,968.47	2.10%
MGS-S Customer 8644	\$ 1,824.26	\$ 1,922.47	5.38%	\$ 4,311.13	\$ 4,409.33	2.28%
MGS-S Customer 8645	\$ 1,767.67	\$ 1,851.36	4.73%	\$ 4,569.14	\$ 4,652.82	1.83%
MGS-S Customer 8646	\$ 1,702.38	\$ 1,797.87	5.61%	\$ 4,083.22	\$ 4,178.71	2.34%
MGS-S Customer 8647	\$ 2,975.87	\$ 3,086.81	3.73%	\$ 8,643.98	\$ 8,754.92	1.28%
MGS-S Customer 8648	\$ 6,570.83	\$ 6,762.88	2.92%	\$ 20,462.72	\$ 20,654.78	0.94%
MGS-S Customer 8649	\$ 2,356.67	\$ 2,466.88	4.68%	\$ 6,213.70	\$ 6,323.91	1.77%
MGS-S Customer 8650	\$ 21,985.10	\$ 22,560.37	2.62%	\$ 60,853.76	\$ 61,429.03	0.95%
MGS-S Customer 8651	\$ 5,172.68	\$ 5,346.43	3.36%	\$ 15,351.27	\$ 15,525.02	1.13%
MGS-S Customer 8652	\$ 5,092.39	\$ 5,251.28	3.12%	\$ 15,222.20	\$ 15,381.10	1.04%
MGS-S Customer 8653	\$ 8,115.96	\$ 8,356.30	2.96%	\$ 24,880.04	\$ 25,120.38	0.97%
MGS-S Customer 8654	\$ 2,275.86	\$ 2,370.99	4.18%	\$ 6,204.68	\$ 6,299.82	1.53%
MGS-S Customer 8655	\$ 3,684.17	\$ 3,825.12	3.83%	\$ 10,074.80	\$ 10,215.75	1.40%
MGS-S Customer 8656	\$ 1,679.00	\$ 1,760.68	4.86%	\$ 4,373.44	\$ 4,455.13	1.87%
MGS-S Customer 8657	\$ 2,067.02	\$ 2,157.46	4.38%	\$ 5,614.87	\$ 5,705.31	1.61%
MGS-S Customer 8658	\$ 2,859.31	\$ 2,980.91	4.25%	\$ 7,675.51	\$ 7,797.11	1.58%
MGS-S Customer 8659	\$ 4,760.49	\$ 4,924.93	3.45%	\$ 13,378.13	\$ 13,542.57	1.23%
MGS-S Customer 8660	\$ 2,801.35	\$ 2,921.63	4.29%	\$ 7,513.00	\$ 7,633.28	1.60%
MGS-S Customer 8661	\$ 5,673.39	\$ 5,858.49	3.26%	\$ 16,605.40	\$ 16,790.49	1.11%
MGS-S Customer 8662	\$ 2,013.88	\$ 2,103.10	4.43%	\$ 5,381.47	\$ 5,470.70	1.66%
MGS-S Customer 8663	\$ 2,554.67	\$ 2,656.12	3.97%	\$ 7,191.65	\$ 7,293.10	1.41%
MGS-S Customer 8664	\$ 8,802.12	\$ 9,057.97	2.91%	\$ 26,273.73	\$ 26,529.58	0.97%
MGS-S Customer 8665	\$ 2,455.45	\$ 2,554.67	4.04%	\$ 6,831.35	\$ 6,930.57	1.45%
MGS-S Customer 8666	\$ 2,841.46	\$ 2,962.54	4.26%	\$ 7,565.01	\$ 7,686.10	1.60%
MGS-S Customer 8667	\$ 2,840.66	\$ 2,961.85	4.27%	\$ 7,543.06	\$ 7,664.25	1.61%
MGS-S Customer 8668	\$ 1,852.62	\$ 1,938.22	4.62%	\$ 4,783.52	\$ 4,869.12	1.79%
MGS-S Customer 8669	\$ 2,764.12	\$ 2,883.56	4.32%	\$ 7,421.94	\$ 7,541.38	1.61%
MGS-S Customer 8670	\$ 1,970.49	\$ 2,072.05	5.15%	\$ 4,843.22	\$ 4,944.77	2.10%
MGS-S Customer 8671	\$ 3,306.37	\$ 3,438.04	3.98%	\$ 9,126.19	\$ 9,257.86	1.44%
MGS-S Customer 8672	\$ 7,917.89	\$ 8,153.60	2.98%	\$ 24,272.84	\$ 24,508.54	0.97%
MGS-S Customer 8673	\$ 5,728.53	\$ 5,914.87	3.25%	\$ 17,349.85	\$ 17,536.20	1.07%
MGS-S Customer 8674	\$ 1,972.79	\$ 2,074.38	5.15%	\$ 4,773.24	\$ 4,874.83	2.13%
MGS-S Customer 8675	\$ 2,285.82	\$ 2,394.48	4.75%	\$ 5,802.83	\$ 5,911.49	1.87%
MGS-S Customer 8676	\$ 3,101.93	\$ 3,215.74	3.67%	\$ 8,802.84	\$ 8,916.65	1.29%
MGS-S Customer 8677	\$ 2,268.38	\$ 2,363.27	4.18%	\$ 5,964.13	\$ 6,059.02	1.59%

Internal Use

Customer	Distribution 8/23 Prices	Distribution 1/24 Prices	Distribution % Difference	Delivery 8/23 Prices	Delivery 1/24 Prices	Delivery % Difference
MGS-S Customer 8678	\$ 2,684.15	\$ 2,801.80	4.38%	\$ 7,226.19	\$ 7,343.84	1.63%
MGS-S Customer 8679	\$ 3,217.74	\$ 3,334.21	3.62%	\$ 9,175.93	\$ 9,292.40	1.27%
MGS-S Customer 8680	\$ 630.75	\$ 688.77	9.20%	\$ 927.92	\$ 985.94	6.25%
MGS-S Customer 8681	\$ 1,540.29	\$ 1,632.16	5.96%	\$ 3,500.40	\$ 3,592.26	2.62%
MGS-S Customer 8682	\$ 980.65	\$ 1,046.52	6.72%	\$ 1,985.12	\$ 2,050.99	3.32%
MGS-S Customer 8683	\$ 2,391.40	\$ 2,489.16	4.09%	\$ 6,560.04	\$ 6,657.80	1.49%
MGS-S Customer 8684	\$ 914.64	\$ 979.04	7.04%	\$ 1,793.48	\$ 1,857.88	3.59%
MGS-S Customer 8685	\$ 2,081.25	\$ 2,172.01	4.36%	\$ 5,531.27	\$ 5,622.03	1.64%
MGS-S Customer 8686	\$ 1,873.09	\$ 1,972.43	5.30%	\$ 4,599.45	\$ 4,698.79	2.16%
MGS-S Customer 8687	\$ 16,781.28	\$ 17,216.78	2.60%	\$ 52,724.05	\$ 53,159.56	0.83%
MGS-S Customer 8688	\$ 2,521.55	\$ 2,635.54	4.52%	\$ 6,588.16	\$ 6,702.15	1.73%
MGS-S Customer 8689	\$ 15,075.16	\$ 15,478.50	2.68%	\$ 44,304.98	\$ 44,708.32	0.91%
MGS-S Customer 8690	\$ 1,222.21	\$ 1,293.51	5.83%	\$ 2,704.18	\$ 2,775.49	2.64%
MGS-S Customer 8691	\$ 1,353.89	\$ 1,428.22	5.49%	\$ 3,222.42	\$ 3,296.75	2.31%
MGS-S Customer 8692	\$ 1,982.65	\$ 2,084.49	5.14%	\$ 4,937.89	\$ 5,039.74	2.06%
MGS-S Customer 8693	\$ 1,793.36	\$ 1,890.90	5.44%	\$ 4,341.24	\$ 4,438.78	2.25%
MGS-S Customer 8694	\$ 2,201.56	\$ 2,294.92	4.24%	\$ 5,791.73	\$ 5,885.09	1.61%
MGS-S Customer 8695	\$ 1,854.07	\$ 1,952.89	5.33%	\$ 4,367.82	\$ 4,466.64	2.26%
MGS-S Customer 8696	\$ 2,566.58	\$ 2,681.57	4.48%	\$ 6,852.48	\$ 6,967.46	1.68%
MGS-S Customer 8697	\$ 2,605.03	\$ 2,707.58	3.94%	\$ 7,297.73	\$ 7,400.28	1.41%
MGS-S Customer 8698	\$ 2,978.18	\$ 3,102.42	4.17%	\$ 8,105.52	\$ 8,229.76	1.53%
MGS-S Customer 8699	\$ 7,333.61	\$ 7,556.25	3.04%	\$ 21,790.37	\$ 22,013.01	1.02%
MGS-S Customer 8700	\$ 780.69	\$ 842.13	7.87%	\$ 1,548.48	\$ 1,609.92	3.97%
MGS-S Customer 8701	\$ 1,472.33	\$ 1,549.34	5.23%	\$ 3,636.14	\$ 3,713.16	2.12%
MGS-S Customer 8702	\$ 1,992.46	\$ 2,094.45	5.12%	\$ 4,990.59	\$ 5,092.58	2.04%
MGS-S Customer 8703	\$ 1,709.74	\$ 1,792.11	4.82%	\$ 4,428.18	\$ 4,510.56	1.86%
MGS-S Customer 8704	\$ 2,193.62	\$ 2,300.15	4.86%	\$ 5,578.75	\$ 5,685.28	1.91%
MGS-S Customer 8705	\$ 2,603.27	\$ 2,705.83	3.94%	\$ 7,346.51	\$ 7,449.07	1.40%
MGS-S Customer 8706	\$ 1,793.11	\$ 1,877.36	4.70%	\$ 4,731.00	\$ 4,815.26	1.78%
MGS-S Customer 8707	\$ 2,607.37	\$ 2,723.27	4.45%	\$ 7,077.18	\$ 7,193.08	1.64%
MGS-S Customer 8708	\$ 1,442.39	\$ 1,532.00	6.21%	\$ 3,214.26	\$ 3,303.87	2.79%
MGS-S Customer 8709	\$ 1,520.16	\$ 1,611.53	6.01%	\$ 3,478.30	\$ 3,569.67	2.63%
MGS-S Customer 8710	\$ 2,816.19	\$ 2,936.86	4.28%	\$ 7,582.84	\$ 7,703.51	1.59%
MGS-S Customer 8711	\$ 2,189.62	\$ 2,282.80	4.26%	\$ 6,031.34	\$ 6,124.53	1.55%
MGS-S Customer 8712	\$ 10,621.80	\$ 10,925.91	2.86%	\$ 29,615.01	\$ 29,919.12	1.03%
MGS-S Customer 8713	\$ 3,148.87	\$ 3,276.99	4.07%	\$ 8,698.70	\$ 8,826.83	1.47%
MGS-S Customer 8714	\$ 5,505.85	\$ 5,687.18	3.29%	\$ 15,831.39	\$ 16,012.72	1.15%
MGS-S Customer 8715	\$ 1,401.22	\$ 1,489.92	6.33%	\$ 3,125.96	\$ 3,214.66	2.84%
MGS-S Customer 8716	\$ 1,086.71	\$ 1,155.03	6.29%	\$ 2,395.65	\$ 2,463.97	2.85%
MGS-S Customer 8717	\$ 2,140.69	\$ 2,246.07	4.92%	\$ 5,469.87	\$ 5,575.25	1.93%

Internal Use

Customer	Distribution 8/23 Prices	Distribution 1/24 Prices	Distribution % Difference	Delivery 8/23 Prices	Delivery 1/24 Prices	Delivery % Difference
MGS-S Customer 8718	\$ 1,929.39	\$ 2,029.99	5.21%	\$ 4,710.36	\$ 4,810.96	2.14%
MGS-S Customer 8719	\$ 2,846.36	\$ 2,967.64	4.26%	\$ 7,759.89	\$ 7,881.17	1.56%
MGS-S Customer 8720	\$ 2,804.23	\$ 2,924.55	4.29%	\$ 7,534.76	\$ 7,655.08	1.60%
MGS-S Customer 8721	\$ 2,969.41	\$ 3,093.41	4.18%	\$ 7,926.82	\$ 8,050.82	1.56%
MGS-S Customer 8722	\$ 1,825.87	\$ 1,910.87	4.66%	\$ 4,717.13	\$ 4,802.13	1.80%
MGS-S Customer 8723	\$ 1,161.08	\$ 1,244.35	7.17%	\$ 2,340.85	\$ 2,424.11	3.56%
MGS-S Customer 8724	\$ 1,722.15	\$ 1,804.73	4.80%	\$ 4,321.68	\$ 4,404.26	1.91%
MGS-S Customer 8725	\$ 1,297.04	\$ 1,370.08	5.63%	\$ 3,055.30	\$ 3,128.34	2.39%
MGS-S Customer 8726	\$ 2,213.57	\$ 2,320.62	4.84%	\$ 5,682.89	\$ 5,789.94	1.88%
MGS-S Customer 8727	\$ 13,108.73	\$ 13,488.16	2.89%	\$ 31,334.82	\$ 31,714.25	1.21%
MGS-S Customer 8728	\$ 3,029.90	\$ 3,142.04	3.70%	\$ 8,578.73	\$ 8,690.87	1.31%
MGS-S Customer 8729	\$ 1,582.23	\$ 1,674.98	5.86%	\$ 3,645.33	\$ 3,738.08	2.54%
MGS-S Customer 8730	\$ 4,002.34	\$ 4,149.72	3.68%	\$ 11,686.50	\$ 11,833.87	1.26%
MGS-S Customer 8731	\$ 1,691.50	\$ 1,786.74	5.63%	\$ 4,050.63	\$ 4,145.87	2.35%
MGS-S Customer 8732	\$ 2,642.65	\$ 2,759.40	4.42%	\$ 7,130.07	\$ 7,246.83	1.64%
MGS-S Customer 8733	\$ 5,788.75	\$ 5,976.38	3.24%	\$ 17,518.98	\$ 17,706.61	1.07%
MGS-S Customer 8734	\$ 1,795.16	\$ 1,879.47	4.70%	\$ 4,700.41	\$ 4,784.73	1.79%
MGS-S Customer 8735	\$ 3,890.79	\$ 4,035.63	3.72%	\$ 11,175.64	\$ 11,320.47	1.30%
MGS-S Customer 8736	\$ 1,962.46	\$ 2,063.76	5.16%	\$ 4,726.85	\$ 4,828.15	2.14%
MGS-S Customer 8737	\$ 1,450.62	\$ 1,540.41	6.19%	\$ 3,255.31	\$ 3,345.10	2.76%
MGS-S Customer 8738	\$ 2,874.62	\$ 2,996.54	4.24%	\$ 7,832.71	\$ 7,954.62	1.56%
MGS-S Customer 8739	\$ 1,569.41	\$ 1,661.88	5.89%	\$ 3,649.11	\$ 3,741.58	2.53%
MGS-S Customer 8740	\$ 7,734.89	\$ 7,966.41	2.99%	\$ 23,323.02	\$ 23,554.54	0.99%
MGS-S Customer 8741	\$ 4,108.85	\$ 4,258.59	3.64%	\$ 11,733.70	\$ 11,883.44	1.28%
MGS-S Customer 8742	\$ 3,642.01	\$ 3,781.33	3.83%	\$ 10,272.43	\$ 10,411.75	1.36%
MGS-S Customer 8743	\$ 2,431.43	\$ 2,543.32	4.60%	\$ 6,331.75	\$ 6,443.64	1.77%
MGS-S Customer 8744	\$ 1,312.39	\$ 1,385.76	5.59%	\$ 3,054.29	\$ 3,127.66	2.40%
MGS-S Customer 8745	\$ 2,093.20	\$ 2,197.61	4.99%	\$ 5,312.22	\$ 5,416.62	1.97%
MGS-S Customer 8746	\$ 8,713.58	\$ 8,967.25	2.91%	\$ 27,202.53	\$ 27,456.21	0.93%
MGS-S Customer 8747	\$ 1,413.78	\$ 1,502.80	6.30%	\$ 3,251.78	\$ 3,340.81	2.74%
MGS-S Customer 8748	\$ 1,336.94	\$ 1,410.93	5.53%	\$ 3,181.65	\$ 3,255.64	2.33%
MGS-S Customer 8749	\$ 2,621.12	\$ 2,737.35	4.43%	\$ 7,083.19	\$ 7,199.43	1.64%
MGS-S Customer 8750	\$ 3,781.44	\$ 3,923.84	3.77%	\$ 10,653.90	\$ 10,796.30	1.34%
MGS-S Customer 8751	\$ 2,108.73	\$ 2,213.39	4.96%	\$ 5,339.06	\$ 5,443.72	1.96%
MGS-S Customer 8752	\$ 3,774.08	\$ 3,903.03	3.42%	\$ 11,175.06	\$ 11,304.01	1.15%
MGS-S Customer 8753	\$ 1,734.61	\$ 1,830.82	5.55%	\$ 4,206.23	\$ 4,302.44	2.29%
MGS-S Customer 8754	\$ 1,545.54	\$ 1,624.21	5.09%	\$ 3,832.12	\$ 3,910.79	2.05%
MGS-S Customer 8755	\$ 1,212.36	\$ 1,283.50	5.87%	\$ 2,785.01	\$ 2,856.16	2.55%
MGS-S Customer 8756	\$ 2,082.10	\$ 2,186.12	5.00%	\$ 5,234.52	\$ 5,338.55	1.99%
MGS-S Customer 8757	\$ 9,147.19	\$ 9,410.55	2.88%	\$ 28,357.11	\$ 28,620.48	0.93%

Internal Use

Customer	Distribution 8/23 Prices	Distribution 1/24 Prices	Distribution % Difference	Delivery 8/23 Prices	Delivery 1/24 Prices	Delivery % Difference
MGS-S Customer 8758	\$ 2,243.75	\$ 2,351.44	4.80%	\$ 5,781.35	\$ 5,889.04	1.86%
MGS-S Customer 8759	\$ 1,911.36	\$ 2,011.54	5.24%	\$ 4,687.79	\$ 4,787.96	2.14%
MGS-S Customer 8760	\$ 1,763.45	\$ 1,847.05	4.74%	\$ 4,534.09	\$ 4,617.69	1.84%
MGS-S Customer 8761	\$ 1,121.49	\$ 1,203.90	7.35%	\$ 2,222.24	\$ 2,304.65	3.71%
MGS-S Customer 8762	\$ 2,118.66	\$ 2,210.27	4.32%	\$ 5,644.41	\$ 5,736.02	1.62%
MGS-S Customer 8763	\$ 1,954.44	\$ 2,055.61	5.18%	\$ 4,942.13	\$ 5,043.30	2.05%
MGS-S Customer 8764	\$ 6,352.62	\$ 6,553.00	3.15%	\$ 19,199.96	\$ 19,400.35	1.04%
MGS-S Customer 8765	\$ 2,536.21	\$ 2,650.49	4.51%	\$ 6,817.18	\$ 6,931.47	1.68%
MGS-S Customer 8766	\$ 2,549.09	\$ 2,663.68	4.50%	\$ 6,831.82	\$ 6,946.42	1.68%
MGS-S Customer 8767	\$ 1,635.87	\$ 1,729.85	5.74%	\$ 3,801.25	\$ 3,895.22	2.47%
MGS-S Customer 8768	\$ 1,945.88	\$ 2,033.58	4.51%	\$ 5,063.07	\$ 5,150.76	1.73%
MGS-S Customer 8769	\$ 1,055.49	\$ 1,123.02	6.40%	\$ 2,195.09	\$ 2,262.63	3.08%
MGS-S Customer 8770	\$ 3,169.15	\$ 3,297.70	4.06%	\$ 8,667.99	\$ 8,796.54	1.48%
MGS-S Customer 8771	\$ 2,484.44	\$ 2,584.32	4.02%	\$ 6,969.02	\$ 7,068.90	1.43%
MGS-S Customer 8772	\$ 1,834.70	\$ 1,933.15	5.37%	\$ 4,453.20	\$ 4,551.65	2.21%
MGS-S Customer 8773	\$ 2,535.94	\$ 2,636.92	3.98%	\$ 6,941.38	\$ 7,042.37	1.45%
MGS-S Customer 8774	\$ 1,147.60	\$ 1,217.23	6.07%	\$ 2,496.30	\$ 2,565.92	2.79%
MGS-S Customer 8775	\$ 1,324.80	\$ 1,398.47	5.56%	\$ 3,069.45	\$ 3,143.11	2.40%
MGS-S Customer 8776	\$ 1,793.33	\$ 1,890.84	5.44%	\$ 4,293.56	\$ 4,391.07	2.27%
MGS-S Customer 8777	\$ 2,841.39	\$ 2,962.48	4.26%	\$ 7,518.04	\$ 7,639.13	1.61%
MGS-S Customer 8778	\$ 1,793.36	\$ 1,877.59	4.70%	\$ 4,568.84	\$ 4,653.06	1.84%
MGS-S Customer 8779	\$ 2,082.89	\$ 2,186.95	5.00%	\$ 5,233.24	\$ 5,337.30	1.99%
MGS-S Customer 8780	\$ 1,920.22	\$ 2,020.62	5.23%	\$ 4,717.34	\$ 4,817.75	2.13%
MGS-S Customer 8781	\$ 1,951.59	\$ 2,052.71	5.18%	\$ 4,877.29	\$ 4,978.40	2.07%
MGS-S Customer 8782	\$ 997.97	\$ 1,077.57	7.98%	\$ 1,803.20	\$ 1,882.80	4.41%
MGS-S Customer 8783	\$ 1,552.85	\$ 1,644.96	5.93%	\$ 3,584.53	\$ 3,676.64	2.57%
MGS-S Customer 8784	\$ 1,573.61	\$ 1,652.93	5.04%	\$ 3,891.42	\$ 3,970.73	2.04%
MGS-S Customer 8785	\$ 1,756.52	\$ 1,853.22	5.51%	\$ 4,197.36	\$ 4,294.06	2.30%
MGS-S Customer 8786	\$ 5,812.51	\$ 6,000.76	3.24%	\$ 17,518.56	\$ 17,706.81	1.07%
MGS-S Customer 8787	\$ 11,787.35	\$ 12,110.21	2.74%	\$ 34,810.40	\$ 35,133.27	0.93%
MGS-S Customer 8788	\$ 2,551.93	\$ 2,666.58	4.49%	\$ 6,813.06	\$ 6,927.71	1.68%
MGS-S Customer 8789	\$ 2,750.24	\$ 2,869.38	4.33%	\$ 7,578.76	\$ 7,697.90	1.57%
MGS-S Customer 8790	\$ 11,239.82	\$ 11,554.87	2.80%	\$ 33,530.38	\$ 33,845.43	0.94%
MGS-S Customer 8791	\$ 1,438.30	\$ 1,514.62	5.31%	\$ 3,579.41	\$ 3,655.73	2.13%
MGS-S Customer 8792	\$ 2,715.21	\$ 2,820.27	3.87%	\$ 7,710.97	\$ 7,816.03	1.36%
MGS-S Customer 8793	\$ 1,449.85	\$ 1,526.36	5.28%	\$ 3,658.97	\$ 3,735.48	2.09%
MGS-S Customer 8794	\$ 2,605.26	\$ 2,721.10	4.45%	\$ 6,930.38	\$ 7,046.23	1.67%
MGS-S Customer 8795	\$ 2,271.35	\$ 2,366.30	4.18%	\$ 6,058.99	\$ 6,153.93	1.57%
MGS-S Customer 8796	\$ 1,809.15	\$ 1,893.78	4.68%	\$ 4,784.34	\$ 4,868.97	1.77%
MGS-S Customer 8797	\$ 3,040.77	\$ 3,153.19	3.70%	\$ 8,581.00	\$ 8,693.41	1.31%

Internal Use

Customer	Distribution 8/23 Prices	Distribution 1/24 Prices	Distribution % Difference	Delivery 8/23 Prices	Delivery 1/24 Prices	Delivery % Difference
MGS-S Customer 8798	\$ 2,588.61	\$ 2,704.07	4.46%	\$ 6,816.51	\$ 6,931.98	1.69%
MGS-S Customer 8799	\$ 2,900.78	\$ 3,023.31	4.22%	\$ 7,904.30	\$ 8,026.83	1.55%
MGS-S Customer 8800	\$ 2,155.82	\$ 2,261.51	4.90%	\$ 5,501.92	\$ 5,607.62	1.92%
MGS-S Customer 8801	\$ 4,526.43	\$ 4,685.64	3.52%	\$ 13,219.18	\$ 13,378.39	1.20%
MGS-S Customer 8802	\$ 3,685.34	\$ 3,825.56	3.80%	\$ 10,325.42	\$ 10,465.63	1.36%
MGS-S Customer 8803	\$ 1,807.62	\$ 1,905.48	5.41%	\$ 4,455.96	\$ 4,553.81	2.20%
MGS-S Customer 8804	\$ 1,652.31	\$ 1,733.38	4.91%	\$ 4,217.62	\$ 4,298.69	1.92%
MGS-S Customer 8805	\$ 1,535.26	\$ 1,613.68	5.11%	\$ 3,790.58	\$ 3,868.99	2.07%
MGS-S Customer 8806	\$ 1,822.20	\$ 1,920.38	5.39%	\$ 4,415.44	\$ 4,513.62	2.22%
MGS-S Customer 8807	\$ 3,252.84	\$ 3,383.24	4.01%	\$ 9,010.09	\$ 9,140.49	1.45%
MGS-S Customer 8808	\$ 4,032.30	\$ 4,167.11	3.34%	\$ 11,872.71	\$ 12,007.52	1.14%
MGS-S Customer 8809	\$ 1,052.33	\$ 1,119.91	6.42%	\$ 2,521.72	\$ 2,589.30	2.68%
MGS-S Customer 8810	\$ 2,768.19	\$ 2,887.71	4.32%	\$ 7,476.72	\$ 7,596.24	1.60%
MGS-S Customer 8811	\$ 1,300.08	\$ 1,373.17	5.62%	\$ 2,955.10	\$ 3,028.19	2.47%
MGS-S Customer 8812	\$ 2,313.05	\$ 2,422.30	4.72%	\$ 5,915.03	\$ 6,024.28	1.85%
MGS-S Customer 8813	\$ 3,660.61	\$ 3,800.27	3.82%	\$ 10,584.36	\$ 10,724.02	1.32%
MGS-S Customer 8814	\$ 1,570.68	\$ 1,663.20	5.89%	\$ 3,628.53	\$ 3,721.05	2.55%
MGS-S Customer 8815	\$ 3,633.10	\$ 3,772.15	3.83%	\$ 10,137.15	\$ 10,276.20	1.37%
MGS-S Customer 8816	\$ 5,471.64	\$ 5,652.13	3.30%	\$ 16,153.71	\$ 16,334.20	1.12%
MGS-S Customer 8817	\$ 1,737.88	\$ 1,834.16	5.54%	\$ 4,206.56	\$ 4,302.84	2.29%
MGS-S Customer 8818	\$ 1,588.62	\$ 1,681.54	5.85%	\$ 3,678.61	\$ 3,771.52	2.53%
MGS-S Customer 8819	\$ 483.84	\$ 538.56	11.31%	\$ 571.89	\$ 626.61	9.57%
MGS-S Customer 8820	\$ 10,540.37	\$ 10,835.22	2.80%	\$ 32,641.84	\$ 32,936.69	0.90%
MGS-S Customer 8821	\$ 5,359.10	\$ 5,537.02	3.32%	\$ 15,793.20	\$ 15,971.12	1.13%
MGS-S Customer 8822	\$ 1,801.41	\$ 1,899.89	5.47%	\$ 4,210.66	\$ 4,309.14	2.34%
MGS-S Customer 8823	\$ 5,678.43	\$ 5,863.60	3.26%	\$ 16,797.13	\$ 16,982.30	1.10%
MGS-S Customer 8824	\$ 1,922.42	\$ 2,009.59	4.53%	\$ 4,952.30	\$ 5,039.47	1.76%
MGS-S Customer 8825	\$ 2,458.01	\$ 2,570.50	4.58%	\$ 6,433.75	\$ 6,546.25	1.75%
MGS-S Customer 8826	\$ 7,032.15	\$ 7,248.69	3.08%	\$ 20,805.27	\$ 21,021.81	1.04%
MGS-S Customer 8827	\$ 9,369.12	\$ 9,645.60	2.95%	\$ 25,786.14	\$ 26,062.62	1.07%
MGS-S Customer 8828	\$ 2,328.87	\$ 2,438.48	4.71%	\$ 5,929.22	\$ 6,038.82	1.85%
MGS-S Customer 8829	\$ 1,090.73	\$ 1,159.13	6.27%	\$ 2,469.40	\$ 2,537.80	2.77%
MGS-S Customer 8830	\$ 1,583.38	\$ 1,676.17	5.86%	\$ 3,650.70	\$ 3,743.49	2.54%
MGS-S Customer 8831	\$ 1,756.73	\$ 1,853.42	5.50%	\$ 4,217.20	\$ 4,313.90	2.29%
MGS-S Customer 8832	\$ 2,422.46	\$ 2,534.20	4.61%	\$ 6,322.63	\$ 6,434.37	1.77%
MGS-S Customer 8833	\$ 2,917.72	\$ 3,040.50	4.21%	\$ 7,728.45	\$ 7,851.23	1.59%
MGS-S Customer 8834	\$ 1,634.69	\$ 1,715.36	4.93%	\$ 4,036.70	\$ 4,117.37	2.00%
MGS-S Customer 8835	\$ 1,324.93	\$ 1,411.95	6.57%	\$ 2,895.65	\$ 2,982.67	3.01%
MGS-S Customer 8836	\$ 1,580.20	\$ 1,659.65	5.03%	\$ 3,956.30	\$ 4,035.75	2.01%
MGS-S Customer 8837	\$ 1,767.05	\$ 1,850.66	4.73%	\$ 4,492.49	\$ 4,576.10	1.86%

Internal Use

Customer	Distribution 8/23 Prices	Distribution 1/24 Prices	Distribution % Difference	Delivery 8/23 Prices	Delivery 1/24 Prices	Delivery % Difference
MGS-S Customer 8838	\$ 4,725.70	\$ 4,889.41	3.46%	\$ 14,259.77	\$ 14,423.48	1.15%
MGS-S Customer 8839	\$ 1,489.85	\$ 1,580.49	6.08%	\$ 3,266.40	\$ 3,357.04	2.77%
MGS-S Customer 8840	\$ 19,948.29	\$ 20,455.43	2.54%	\$ 62,328.93	\$ 62,836.07	0.81%
MGS-S Customer 8841	\$ 1,575.84	\$ 1,655.14	5.03%	\$ 3,837.66	\$ 3,916.96	2.07%
MGS-S Customer 8842	\$ 1,414.12	\$ 1,489.82	5.35%	\$ 3,518.99	\$ 3,594.69	2.15%
MGS-S Customer 8843	\$ 1,534.13	\$ 1,612.55	5.11%	\$ 3,881.62	\$ 3,960.04	2.02%
MGS-S Customer 8844	\$ 1,360.03	\$ 1,434.50	5.48%	\$ 3,213.92	\$ 3,288.38	2.32%
MGS-S Customer 8845	\$ 3,745.82	\$ 3,887.37	3.78%	\$ 10,702.04	\$ 10,843.59	1.32%
MGS-S Customer 8846	\$ 2,843.58	\$ 2,951.52	3.80%	\$ 8,030.41	\$ 8,138.35	1.34%
MGS-S Customer 8847	\$ 1,633.16	\$ 1,713.82	4.94%	\$ 4,139.25	\$ 4,219.91	1.95%
MGS-S Customer 8848	\$ 2,187.72	\$ 2,280.94	4.26%	\$ 6,010.00	\$ 6,103.21	1.55%
MGS-S Customer 8849	\$ 1,084.69	\$ 1,152.96	6.29%	\$ 2,430.62	\$ 2,498.88	2.81%
MGS-S Customer 8850	\$ 4,499.44	\$ 4,644.78	3.23%	\$ 13,407.60	\$ 13,552.94	1.08%
MGS-S Customer 8851	\$ 1,857.48	\$ 1,943.20	4.61%	\$ 4,871.17	\$ 4,956.89	1.76%
MGS-S Customer 8852	\$ 1,222.73	\$ 1,307.38	6.92%	\$ 2,533.08	\$ 2,617.74	3.34%
MGS-S Customer 8853	\$ 2,173.57	\$ 2,279.65	4.88%	\$ 5,496.76	\$ 5,602.83	1.93%
MGS-S Customer 8854	\$ 2,195.96	\$ 2,289.29	4.25%	\$ 5,945.27	\$ 6,038.60	1.57%
MGS-S Customer 8855	\$ 3,663.80	\$ 3,803.59	3.82%	\$ 10,267.29	\$ 10,407.08	1.36%
MGS-S Customer 8856	\$ 2,585.42	\$ 2,701.29	4.48%	\$ 6,776.38	\$ 6,892.25	1.71%
MGS-S Customer 8857	\$ 7,232.01	\$ 7,452.26	3.05%	\$ 21,645.45	\$ 21,865.70	1.02%
MGS-S Customer 8858	\$ 499.15	\$ 554.22	11.03%	\$ 534.86	\$ 589.93	10.30%
MGS-S Customer 8859	\$ 1,522.02	\$ 1,613.44	6.01%	\$ 3,502.14	\$ 3,593.56	2.61%
MGS-S Customer 8860	\$ 4,528.07	\$ 4,687.26	3.52%	\$ 12,656.78	\$ 12,815.96	1.26%
MGS-S Customer 8861	\$ 4,994.96	\$ 5,164.65	3.40%	\$ 14,461.38	\$ 14,631.07	1.17%
MGS-S Customer 8862	\$ 2,109.93	\$ 2,214.65	4.96%	\$ 5,416.27	\$ 5,521.00	1.93%
MGS-S Customer 8863	\$ 4,741.11	\$ 4,905.32	3.46%	\$ 14,112.18	\$ 14,276.39	1.16%
MGS-S Customer 8864	\$ 1,729.47	\$ 1,812.28	4.79%	\$ 4,387.09	\$ 4,469.90	1.89%
MGS-S Customer 8865	\$ 1,752.40	\$ 1,848.98	5.51%	\$ 4,158.00	\$ 4,254.58	2.32%
MGS-S Customer 8866	\$ 9,372.96	\$ 9,641.09	2.86%	\$ 27,874.15	\$ 28,142.28	0.96%
MGS-S Customer 8867	\$ 3,301.56	\$ 3,419.86	3.58%	\$ 9,379.96	\$ 9,498.26	1.26%
MGS-S Customer 8868	\$ 1,651.91	\$ 1,732.99	4.91%	\$ 4,226.63	\$ 4,307.70	1.92%
MGS-S Customer 8869	\$ 7,307.51	\$ 7,529.51	3.04%	\$ 22,212.99	\$ 22,434.99	1.00%
MGS-S Customer 8870	\$ 1,574.94	\$ 1,667.55	5.88%	\$ 3,646.79	\$ 3,739.39	2.54%
MGS-S Customer 8871	\$ 2,370.54	\$ 2,481.09	4.66%	\$ 6,220.89	\$ 6,331.44	1.78%
MGS-S Customer 8872	\$ 3,133.74	\$ 3,261.51	4.08%	\$ 8,747.82	\$ 8,875.59	1.46%
MGS-S Customer 8873	\$ 2,350.01	\$ 2,460.08	4.68%	\$ 6,040.10	\$ 6,150.17	1.82%
MGS-S Customer 8874	\$ 1,407.78	\$ 1,483.35	5.37%	\$ 3,452.26	\$ 3,527.83	2.19%
MGS-S Customer 8875	\$ 1,837.92	\$ 1,923.20	4.64%	\$ 4,807.51	\$ 4,892.79	1.77%
MGS-S Customer 8876	\$ 3,643.41	\$ 3,782.68	3.82%	\$ 10,252.68	\$ 10,391.94	1.36%
MGS-S Customer 8877	\$ 3,288.04	\$ 3,419.26	3.99%	\$ 8,986.46	\$ 9,117.68	1.46%

Internal Use

Customer	Distribution 8/23 Prices	Distribution 1/24 Prices	Distribution % Difference	Delivery 8/23 Prices	Delivery 1/24 Prices	Delivery % Difference
MGS-S Customer 8878	\$ 6,564.03	\$ 6,769.34	3.13%	\$ 19,513.52	\$ 19,718.82	1.05%
MGS-S Customer 8879	\$ 3,854.83	\$ 3,998.85	3.74%	\$ 11,048.42	\$ 11,192.44	1.30%
MGS-S Customer 8880	\$ 1,932.17	\$ 2,032.82	5.21%	\$ 4,736.62	\$ 4,837.27	2.12%
MGS-S Customer 8881	\$ 2,767.61	\$ 2,873.87	3.84%	\$ 8,005.09	\$ 8,111.35	1.33%
MGS-S Customer 8882	\$ 666.04	\$ 724.89	8.84%	\$ 1,070.82	\$ 1,129.66	5.49%
MGS-S Customer 8883	\$ 2,605.84	\$ 2,721.69	4.45%	\$ 7,041.82	\$ 7,157.66	1.65%
MGS-S Customer 8884	\$ 1,483.52	\$ 1,574.06	6.10%	\$ 3,359.40	\$ 3,449.94	2.70%
MGS-S Customer 8885	\$ 2,102.89	\$ 2,194.14	4.34%	\$ 5,598.74	\$ 5,689.99	1.63%
MGS-S Customer 8886	\$ 2,467.23	\$ 2,566.70	4.03%	\$ 6,884.07	\$ 6,983.53	1.44%
MGS-S Customer 8887	\$ 3,193.83	\$ 3,309.80	3.63%	\$ 9,185.89	\$ 9,301.85	1.26%
MGS-S Customer 8888	\$ 1,836.11	\$ 1,921.34	4.64%	\$ 4,824.89	\$ 4,910.12	1.77%
MGS-S Customer 8889	\$ 1,521.75	\$ 1,613.21	6.01%	\$ 3,581.91	\$ 3,673.37	2.55%
MGS-S Customer 8890	\$ 7,578.34	\$ 7,806.39	3.01%	\$ 23,508.99	\$ 23,737.03	0.97%
MGS-S Customer 8891	\$ 6,418.56	\$ 6,626.75	3.24%	\$ 16,877.48	\$ 17,085.68	1.23%
MGS-S Customer 8892	\$ 1,486.29	\$ 1,563.62	5.20%	\$ 3,672.41	\$ 3,749.75	2.11%
MGS-S Customer 8893	\$ 1,363.09	\$ 1,437.64	5.47%	\$ 3,292.57	\$ 3,367.12	2.26%
MGS-S Customer 8894	\$ 7,022.22	\$ 7,241.20	3.12%	\$ 19,797.20	\$ 20,016.17	1.11%
MGS-S Customer 8895	\$ 4,387.03	\$ 4,543.19	3.56%	\$ 12,622.89	\$ 12,779.05	1.24%
MGS-S Customer 8896	\$ 2,363.63	\$ 2,474.02	4.67%	\$ 6,047.01	\$ 6,157.40	1.83%
MGS-S Customer 8897	\$ 4,103.11	\$ 4,252.81	3.65%	\$ 11,735.14	\$ 11,884.84	1.28%
MGS-S Customer 8898	\$ 1,610.33	\$ 1,703.74	5.80%	\$ 3,873.06	\$ 3,966.47	2.41%
MGS-S Customer 8899	\$ 2,051.73	\$ 2,141.82	4.39%	\$ 5,435.60	\$ 5,525.69	1.66%
MGS-S Customer 8900	\$ 1,628.38	\$ 1,722.21	5.76%	\$ 3,787.09	\$ 3,880.92	2.48%
MGS-S Customer 8901	\$ 899.00	\$ 976.38	8.61%	\$ 1,491.81	\$ 1,569.18	5.19%
MGS-S Customer 8902	\$ 1,665.95	\$ 1,760.60	5.68%	\$ 4,002.08	\$ 4,096.73	2.37%
MGS-S Customer 8903	\$ 1,477.49	\$ 1,567.90	6.12%	\$ 3,408.91	\$ 3,499.32	2.65%
MGS-S Customer 8904	\$ 2,054.08	\$ 2,157.49	5.03%	\$ 5,297.97	\$ 5,401.38	1.95%
MGS-S Customer 8905	\$ 1,417.32	\$ 1,493.09	5.35%	\$ 3,468.15	\$ 3,543.93	2.19%
MGS-S Customer 8906	\$ 2,781.81	\$ 2,901.62	4.31%	\$ 7,582.55	\$ 7,702.36	1.58%
MGS-S Customer 8907	\$ 8,068.15	\$ 8,309.74	2.99%	\$ 23,776.00	\$ 24,017.58	1.02%
MGS-S Customer 8908	\$ 2,032.85	\$ 2,135.77	5.06%	\$ 5,084.11	\$ 5,187.03	2.02%
MGS-S Customer 8909	\$ 5,157.09	\$ 5,330.52	3.36%	\$ 15,019.19	\$ 15,192.62	1.15%
MGS-S Customer 8910	\$ 1,447.24	\$ 1,523.73	5.29%	\$ 3,598.40	\$ 3,674.88	2.13%
MGS-S Customer 8911	\$ 1,781.35	\$ 1,865.27	4.71%	\$ 4,519.67	\$ 4,603.59	1.86%
MGS-S Customer 8912	\$ 1,673.14	\$ 1,754.70	4.87%	\$ 4,154.80	\$ 4,236.36	1.96%
MGS-S Customer 8913	\$ 2,866.65	\$ 2,988.45	4.25%	\$ 7,819.56	\$ 7,941.36	1.56%
MGS-S Customer 8914	\$ 2,766.02	\$ 2,885.65	4.32%	\$ 7,846.50	\$ 7,966.13	1.52%
MGS-S Customer 8915	\$ 2,251.76	\$ 2,346.35	4.20%	\$ 6,076.23	\$ 6,170.81	1.56%
MGS-S Customer 8916	\$ 2,360.63	\$ 2,457.72	4.11%	\$ 6,453.90	\$ 6,550.98	1.50%
MGS-S Customer 8917	\$ 1,797.49	\$ 1,881.85	4.69%	\$ 4,681.76	\$ 4,766.12	1.80%

Internal Use

Customer	Distribution 8/23 Prices	Distribution 1/24 Prices	Distribution % Difference	Delivery 8/23 Prices	Delivery 1/24 Prices	Delivery % Difference
MGS-S Customer 8918	\$ 1,696.96	\$ 1,792.30	5.62%	\$ 4,000.01	\$ 4,095.36	2.38%
MGS-S Customer 8919	\$ 1,871.28	\$ 1,970.59	5.31%	\$ 4,593.53	\$ 4,692.84	2.16%
MGS-S Customer 8920	\$ 1,517.20	\$ 1,595.23	5.14%	\$ 3,809.62	\$ 3,887.65	2.05%
MGS-S Customer 8921	\$ 3,192.34	\$ 3,321.49	4.05%	\$ 8,877.76	\$ 9,006.91	1.45%
MGS-S Customer 8922	\$ 3,076.67	\$ 3,203.13	4.11%	\$ 8,472.51	\$ 8,598.97	1.49%
MGS-S Customer 8923	\$ 2,264.55	\$ 2,359.45	4.19%	\$ 6,432.76	\$ 6,527.66	1.48%
MGS-S Customer 8924	\$ 2,031.17	\$ 2,120.79	4.41%	\$ 5,500.27	\$ 5,589.90	1.63%
MGS-S Customer 8925	\$ 719.77	\$ 793.08	10.19%	\$ 915.36	\$ 988.67	8.01%
MGS-S Customer 8926	\$ 1,595.29	\$ 1,675.08	5.00%	\$ 4,009.35	\$ 4,089.14	1.99%
MGS-S Customer 8927	\$ 713.64	\$ 786.82	10.25%	\$ 907.38	\$ 980.56	8.06%
MGS-S Customer 8928	\$ 5,372.43	\$ 5,550.68	3.32%	\$ 16,287.09	\$ 16,465.34	1.09%
MGS-S Customer 8929	\$ 2,056.02	\$ 2,159.43	5.03%	\$ 5,046.89	\$ 5,150.30	2.05%
MGS-S Customer 8930	\$ 2,978.49	\$ 3,102.76	4.17%	\$ 8,309.02	\$ 8,433.28	1.50%
MGS-S Customer 8931	\$ 8,529.43	\$ 8,778.94	2.93%	\$ 26,066.93	\$ 26,316.43	0.96%
MGS-S Customer 8932	\$ 1,613.08	\$ 1,706.54	5.79%	\$ 3,745.86	\$ 3,839.32	2.50%
MGS-S Customer 8933	\$ 1,711.55	\$ 1,807.23	5.59%	\$ 4,108.86	\$ 4,204.55	2.33%
MGS-S Customer 8934	\$ 2,385.24	\$ 2,496.15	4.65%	\$ 6,418.95	\$ 6,529.86	1.73%
MGS-S Customer 8935	\$ 16,021.40	\$ 16,439.97	2.61%	\$ 52,142.83	\$ 52,561.40	0.80%
MGS-S Customer 8936	\$ 11,844.99	\$ 12,170.59	2.75%	\$ 35,352.97	\$ 35,678.56	0.92%
MGS-S Customer 8937	\$ 1,591.75	\$ 1,684.80	5.85%	\$ 3,708.81	\$ 3,801.86	2.51%
MGS-S Customer 8938	\$ 2,134.32	\$ 2,226.25	4.31%	\$ 5,639.41	\$ 5,731.35	1.63%
MGS-S Customer 8939	\$ 1,289.92	\$ 1,362.84	5.65%	\$ 3,061.78	\$ 3,134.70	2.38%
MGS-S Customer 8940	\$ 10,787.03	\$ 11,087.54	2.79%	\$ 33,614.65	\$ 33,915.17	0.89%
MGS-S Customer 8941	\$ 1,033.89	\$ 1,101.03	6.49%	\$ 2,253.56	\$ 2,320.70	2.98%
MGS-S Customer 8942	\$ 2,721.05	\$ 2,839.53	4.35%	\$ 7,191.40	\$ 7,309.88	1.65%
MGS-S Customer 8943	\$ 1,993.45	\$ 2,082.22	4.45%	\$ 5,294.90	\$ 5,383.67	1.68%
MGS-S Customer 8944	\$ 1,783.93	\$ 1,868.01	4.71%	\$ 4,602.49	\$ 4,686.56	1.83%
MGS-S Customer 8945	\$ 3,720.07	\$ 3,861.12	3.79%	\$ 10,370.44	\$ 10,511.49	1.36%
MGS-S Customer 8946	\$ 3,814.64	\$ 3,944.62	3.41%	\$ 11,059.35	\$ 11,189.33	1.18%
MGS-S Customer 8947	\$ 2,622.69	\$ 2,738.92	4.43%	\$ 6,853.46	\$ 6,969.68	1.70%
MGS-S Customer 8948	\$ 7,830.48	\$ 8,064.57	2.99%	\$ 23,631.45	\$ 23,865.54	0.99%
MGS-S Customer 8949	\$ 1,065.87	\$ 1,133.77	6.37%	\$ 2,376.91	\$ 2,444.80	2.86%
MGS-S Customer 8950	\$ 5,293.49	\$ 5,472.07	3.37%	\$ 14,799.01	\$ 14,977.58	1.21%
MGS-S Customer 8951	\$ 3,898.86	\$ 4,043.90	3.72%	\$ 11,083.74	\$ 11,228.77	1.31%
MGS-S Customer 8952	\$ 3,196.87	\$ 3,326.12	4.04%	\$ 8,800.36	\$ 8,929.61	1.47%
MGS-S Customer 8953	\$ 2,437.56	\$ 2,549.64	4.60%	\$ 6,203.29	\$ 6,315.37	1.81%
MGS-S Customer 8954	\$ 5,576.61	\$ 5,759.54	3.28%	\$ 16,282.23	\$ 16,465.17	1.12%
MGS-S Customer 8955	\$ 1,193.03	\$ 1,263.65	5.92%	\$ 2,607.18	\$ 2,677.80	2.71%
MGS-S Customer 8956	\$ 14,389.57	\$ 14,771.33	2.65%	\$ 44,775.42	\$ 45,157.18	0.85%
MGS-S Customer 8957	\$ 4,266.05	\$ 4,419.40	3.59%	\$ 12,165.27	\$ 12,318.62	1.26%

Internal Use

Customer	Distribution 8/23 Prices	Distribution 1/24 Prices	Distribution % Difference	Delivery 8/23 Prices	Delivery 1/24 Prices	Delivery % Difference
MGS-S Customer 8958	\$ 2,935.38	\$ 3,058.69	4.20%	\$ 7,769.04	\$ 7,892.36	1.59%
MGS-S Customer 8959	\$ 4,952.80	\$ 5,121.75	3.41%	\$ 14,502.32	\$ 14,671.28	1.17%
MGS-S Customer 8960	\$ 1,738.04	\$ 1,821.10	4.78%	\$ 4,424.65	\$ 4,507.71	1.88%
MGS-S Customer 8961	\$ 2,423.07	\$ 2,534.84	4.61%	\$ 6,417.54	\$ 6,529.31	1.74%
MGS-S Customer 8962	\$ 494.78	\$ 549.74	11.11%	\$ 518.49	\$ 573.45	10.60%
MGS-S Customer 8963	\$ 667.15	\$ 726.01	8.82%	\$ 1,080.27	\$ 1,139.12	5.45%
MGS-S Customer 8964	\$ 1,866.16	\$ 1,952.07	4.60%	\$ 4,982.31	\$ 5,068.22	1.72%
MGS-S Customer 8965	\$ 2,114.96	\$ 2,206.48	4.33%	\$ 5,811.72	\$ 5,903.25	1.57%
MGS-S Customer 8966	\$ 2,062.30	\$ 2,165.92	5.02%	\$ 5,197.16	\$ 5,300.78	1.99%
MGS-S Customer 8967	\$ 2,038.00	\$ 2,127.82	4.41%	\$ 5,427.52	\$ 5,517.33	1.65%
MGS-S Customer 8968	\$ 2,580.74	\$ 2,696.01	4.47%	\$ 6,847.62	\$ 6,962.89	1.68%
MGS-S Customer 8969	\$ 12,770.82	\$ 13,119.69	2.73%	\$ 39,076.95	\$ 39,425.83	0.89%
MGS-S Customer 8970	\$ 3,112.24	\$ 3,239.52	4.09%	\$ 8,566.18	\$ 8,693.46	1.49%
MGS-S Customer 8971	\$ 2,646.32	\$ 2,763.11	4.41%	\$ 7,105.53	\$ 7,222.32	1.64%
MGS-S Customer 8972	\$ 6,101.37	\$ 6,296.17	3.19%	\$ 18,021.46	\$ 18,216.27	1.08%
MGS-S Customer 8973	\$ 5,489.30	\$ 5,670.25	3.30%	\$ 15,704.28	\$ 15,885.22	1.15%
MGS-S Customer 8974	\$ 5,511.97	\$ 5,693.65	3.30%	\$ 16,760.60	\$ 16,942.28	1.08%
MGS-S Customer 8975	\$ 2,412.33	\$ 2,510.57	4.07%	\$ 6,648.18	\$ 6,746.42	1.48%
MGS-S Customer 8976	\$ 2,211.25	\$ 2,318.22	4.84%	\$ 5,619.01	\$ 5,725.98	1.90%
MGS-S Customer 8977	\$ 1,880.60	\$ 1,980.08	5.29%	\$ 4,468.74	\$ 4,568.21	2.23%
MGS-S Customer 8978	\$ 1,815.64	\$ 1,900.39	4.67%	\$ 4,524.36	\$ 4,609.11	1.87%
MGS-S Customer 8979	\$ 7,597.23	\$ 7,825.69	3.01%	\$ 23,540.97	\$ 23,769.43	0.97%
MGS-S Customer 8980	\$ 1,467.75	\$ 1,544.66	5.24%	\$ 3,507.78	\$ 3,584.69	2.19%
MGS-S Customer 8981	\$ 2,034.91	\$ 2,137.88	5.06%	\$ 5,122.98	\$ 5,225.95	2.01%
MGS-S Customer 8982	\$ 3,122.34	\$ 3,249.86	4.08%	\$ 8,795.70	\$ 8,923.23	1.45%
MGS-S Customer 8983	\$ 5,111.33	\$ 5,283.62	3.37%	\$ 14,714.61	\$ 14,886.90	1.17%
MGS-S Customer 8984	\$ 3,596.32	\$ 3,734.52	3.84%	\$ 10,269.59	\$ 10,407.80	1.35%
MGS-S Customer 8985	\$ 2,110.79	\$ 2,202.21	4.33%	\$ 5,696.25	\$ 5,787.68	1.61%
MGS-S Customer 8986	\$ 2,383.47	\$ 2,494.33	4.65%	\$ 6,072.46	\$ 6,183.32	1.83%
MGS-S Customer 8987	\$ 1,830.81	\$ 1,915.87	4.65%	\$ 4,558.39	\$ 4,643.45	1.87%
MGS-S Customer 8988	\$ 2,821.95	\$ 2,943.77	4.32%	\$ 7,382.19	\$ 7,504.01	1.65%
MGS-S Customer 8989	\$ 1,266.30	\$ 1,338.72	5.72%	\$ 3,034.44	\$ 3,106.86	2.39%
MGS-S Customer 8990	\$ 2,391.65	\$ 2,502.67	4.64%	\$ 6,359.21	\$ 6,470.22	1.75%
MGS-S Customer 8991	\$ 3,250.82	\$ 3,381.24	4.01%	\$ 9,115.37	\$ 9,245.79	1.43%
MGS-S Customer 8992	\$ 4,863.12	\$ 5,029.89	3.43%	\$ 14,257.77	\$ 14,424.54	1.17%
MGS-S Customer 8993	\$ 2,031.40	\$ 2,120.89	4.41%	\$ 5,246.32	\$ 5,335.81	1.71%
MGS-S Customer 8994	\$ 2,974.52	\$ 3,098.69	4.17%	\$ 8,171.77	\$ 8,295.94	1.52%
MGS-S Customer 8995	\$ 2,501.79	\$ 2,615.29	4.54%	\$ 6,521.28	\$ 6,634.77	1.74%
MGS-S Customer 8996	\$ 2,849.17	\$ 2,957.22	3.79%	\$ 7,949.23	\$ 8,057.28	1.36%
MGS-S Customer 8997	\$ 3,863.09	\$ 4,007.38	3.74%	\$ 11,062.43	\$ 11,206.73	1.30%

Internal Use

Customer	Distribution 8/23 Prices	Distribution 1/24 Prices	Distribution % Difference	Delivery 8/23 Prices	Delivery 1/24 Prices	Delivery % Difference
MGS-S Customer 8998	\$ 3,861.23	\$ 4,005.42	3.73%	\$ 11,083.77	\$ 11,227.96	1.30%
MGS-S Customer 8999	\$ 4,523.74	\$ 4,682.92	3.52%	\$ 12,898.27	\$ 13,057.44	1.23%
MGS-S Customer 9000	\$ 1,721.20	\$ 1,803.85	4.80%	\$ 4,454.22	\$ 4,536.87	1.86%
MGS-S Customer 9001	\$ 2,999.62	\$ 3,124.28	4.16%	\$ 8,050.95	\$ 8,175.61	1.55%
MGS-S Customer 9002	\$ 769.61	\$ 830.80	7.95%	\$ 1,432.31	\$ 1,493.50	4.27%
MGS-S Customer 9003	\$ 2,920.34	\$ 3,043.26	4.21%	\$ 7,696.36	\$ 7,819.28	1.60%
MGS-S Customer 9004	\$ 653.94	\$ 712.51	8.96%	\$ 1,025.03	\$ 1,083.60	5.71%
MGS-S Customer 9005	\$ 6,856.35	\$ 7,069.95	3.12%	\$ 20,332.74	\$ 20,546.34	1.05%
MGS-S Customer 9006	\$ 1,469.51	\$ 1,559.73	6.14%	\$ 3,295.84	\$ 3,386.07	2.74%
MGS-S Customer 9007	\$ 2,153.17	\$ 2,258.79	4.91%	\$ 5,412.54	\$ 5,518.16	1.95%
MGS-S Customer 9008	\$ 2,287.77	\$ 2,396.47	4.75%	\$ 5,859.59	\$ 5,968.29	1.86%
MGS-S Customer 9009	\$ 1,579.16	\$ 1,671.89	5.87%	\$ 3,673.44	\$ 3,766.17	2.52%
MGS-S Customer 9010	\$ 2,596.11	\$ 2,711.78	4.46%	\$ 6,855.21	\$ 6,970.88	1.69%
MGS-S Customer 9011	\$ 1,922.43	\$ 2,022.88	5.23%	\$ 4,725.15	\$ 4,825.60	2.13%
MGS-S Customer 9012	\$ 1,940.75	\$ 2,041.62	5.20%	\$ 4,728.60	\$ 4,829.47	2.13%
MGS-S Customer 9013	\$ 9,157.81	\$ 9,421.45	2.88%	\$ 28,413.47	\$ 28,677.12	0.93%
MGS-S Customer 9014	\$ 2,831.02	\$ 2,938.70	3.80%	\$ 8,095.18	\$ 8,202.86	1.33%
MGS-S Customer 9015	\$ 1,487.39	\$ 1,564.75	5.20%	\$ 3,700.01	\$ 3,777.37	2.09%
MGS-S Customer 9016	\$ 1,643.64	\$ 1,737.81	5.73%	\$ 3,838.85	\$ 3,933.02	2.45%
MGS-S Customer 9017	\$ 2,543.13	\$ 2,657.67	4.50%	\$ 6,705.27	\$ 6,819.80	1.71%
MGS-S Customer 9018	\$ 3,043.57	\$ 3,169.30	4.13%	\$ 8,371.64	\$ 8,497.36	1.50%
MGS-S Customer 9019	\$ 2,381.79	\$ 2,492.63	4.65%	\$ 6,299.91	\$ 6,410.75	1.76%
MGS-S Customer 9020	\$ 13,910.37	\$ 14,281.34	2.67%	\$ 42,764.52	\$ 43,135.49	0.87%
MGS-S Customer 9021	\$ 2,504.49	\$ 2,618.05	4.53%	\$ 6,545.34	\$ 6,658.90	1.73%
MGS-S Customer 9022	\$ 1,886.64	\$ 1,986.28	5.28%	\$ 4,643.90	\$ 4,743.54	2.15%
MGS-S Customer 9023	\$ 7,363.55	\$ 7,587.51	3.04%	\$ 22,225.13	\$ 22,449.09	1.01%
MGS-S Customer 9024	\$ 3,964.85	\$ 4,111.38	3.70%	\$ 11,381.29	\$ 11,527.83	1.29%
MGS-S Customer 9025	\$ 2,151.97	\$ 2,257.63	4.91%	\$ 5,457.03	\$ 5,562.69	1.94%
MGS-S Customer 9026	\$ 1,755.34	\$ 1,852.01	5.51%	\$ 4,193.02	\$ 4,289.70	2.31%
MGS-S Customer 9027	\$ 2,682.26	\$ 2,799.87	4.38%	\$ 7,202.47	\$ 7,320.08	1.63%
MGS-S Customer 9028	\$ 1,697.15	\$ 1,792.53	5.62%	\$ 3,992.58	\$ 4,087.95	2.39%
MGS-S Customer 9029	\$ 1,992.10	\$ 2,094.15	5.12%	\$ 5,061.56	\$ 5,163.61	2.02%
MGS-S Customer 9030	\$ 1,285.02	\$ 1,371.09	6.70%	\$ 2,736.21	\$ 2,822.28	3.15%
MGS-S Customer 9031	\$ 1,587.32	\$ 1,680.22	5.85%	\$ 3,774.76	\$ 3,867.66	2.46%
MGS-S Customer 9032	\$ 1,599.26	\$ 1,692.40	5.82%	\$ 3,684.38	\$ 3,777.52	2.53%
MGS-S Customer 9033	\$ 1,713.60	\$ 1,796.08	4.81%	\$ 4,475.38	\$ 4,557.85	1.84%
MGS-S Customer 9034	\$ 1,531.09	\$ 1,622.75	5.99%	\$ 3,582.05	\$ 3,673.71	2.56%
MGS-S Customer 9035	\$ 1,786.54	\$ 1,883.89	5.45%	\$ 4,247.13	\$ 4,344.49	2.29%
MGS-S Customer 9036	\$ 3,172.80	\$ 3,301.56	4.06%	\$ 8,630.09	\$ 8,758.85	1.49%
MGS-S Customer 9037	\$ 1,315.17	\$ 1,388.64	5.59%	\$ 3,120.63	\$ 3,194.10	2.35%

Internal Use

Customer	Distribution 8/23 Prices	Distribution 1/24 Prices	Distribution % Difference	Delivery 8/23 Prices	Delivery 1/24 Prices	Delivery % Difference
MGS-S Customer 9038	\$ 1,772.03	\$ 1,869.10	5.48%	\$ 4,297.62	\$ 4,394.68	2.26%
MGS-S Customer 9039	\$ 1,777.13	\$ 1,874.29	5.47%	\$ 4,276.59	\$ 4,373.75	2.27%
MGS-S Customer 9040	\$ 1,814.41	\$ 1,912.43	5.40%	\$ 4,474.70	\$ 4,572.73	2.19%
MGS-S Customer 9041	\$ 2,521.73	\$ 2,635.68	4.52%	\$ 6,693.06	\$ 6,807.01	1.70%
MGS-S Customer 9042	\$ 3,571.71	\$ 3,709.39	3.85%	\$ 9,808.61	\$ 9,946.29	1.40%
MGS-S Customer 9043	\$ 796.37	\$ 858.14	7.76%	\$ 1,484.46	\$ 1,546.23	4.16%
MGS-S Customer 9044	\$ 2,579.52	\$ 2,694.77	4.47%	\$ 6,880.00	\$ 6,995.25	1.68%
MGS-S Customer 9045	\$ 3,622.42	\$ 3,761.13	3.83%	\$ 10,015.02	\$ 10,153.72	1.38%
MGS-S Customer 9046	\$ 1,848.12	\$ 1,946.88	5.34%	\$ 4,514.87	\$ 4,613.63	2.19%
MGS-S Customer 9047	\$ 1,112.26	\$ 1,194.46	7.39%	\$ 2,214.47	\$ 2,296.67	3.71%
MGS-S Customer 9048	\$ 1,644.38	\$ 1,725.28	4.92%	\$ 4,125.61	\$ 4,206.50	1.96%
MGS-S Customer 9049	\$ 1,288.90	\$ 1,375.06	6.68%	\$ 2,781.85	\$ 2,868.01	3.10%
MGS-S Customer 9050	\$ 1,730.34	\$ 1,813.14	4.79%	\$ 4,241.63	\$ 4,324.43	1.95%
MGS-S Customer 9051	\$ 1,976.21	\$ 2,077.86	5.14%	\$ 4,855.48	\$ 4,957.12	2.09%
MGS-S Customer 9052	\$ 1,850.22	\$ 1,935.77	4.62%	\$ 4,923.33	\$ 5,008.88	1.74%
MGS-S Customer 9053	\$ 3,506.26	\$ 3,629.16	3.51%	\$ 10,022.92	\$ 10,145.82	1.23%
MGS-S Customer 9054	\$ 7,623.61	\$ 7,860.59	3.11%	\$ 19,979.29	\$ 20,216.27	1.19%
MGS-S Customer 9055	\$ 1,892.92	\$ 1,979.44	4.57%	\$ 4,996.04	\$ 5,082.56	1.73%
MGS-S Customer 9056	\$ 1,680.31	\$ 1,775.28	5.65%	\$ 4,041.63	\$ 4,136.60	2.35%
MGS-S Customer 9057	\$ 3,166.09	\$ 3,294.55	4.06%	\$ 8,677.28	\$ 8,805.73	1.48%
MGS-S Customer 9058	\$ 2,816.89	\$ 2,937.49	4.28%	\$ 7,745.27	\$ 7,865.87	1.56%
MGS-S Customer 9059	\$ 1,979.07	\$ 2,080.81	5.14%	\$ 4,828.80	\$ 4,930.53	2.11%
MGS-S Customer 9060	\$ 1,420.93	\$ 1,496.80	5.34%	\$ 3,438.80	\$ 3,514.67	2.21%
MGS-S Customer 9061	\$ 2,450.79	\$ 2,549.89	4.04%	\$ 6,843.44	\$ 6,942.54	1.45%
MGS-S Customer 9062	\$ 4,585.62	\$ 4,733.03	3.21%	\$ 13,907.74	\$ 14,055.15	1.06%
MGS-S Customer 9063	\$ 2,228.55	\$ 2,322.62	4.22%	\$ 6,088.49	\$ 6,182.56	1.55%
MGS-S Customer 9064	\$ 1,787.03	\$ 1,884.42	5.45%	\$ 4,409.60	\$ 4,507.00	2.21%
MGS-S Customer 9065	\$ 13,910.13	\$ 14,284.76	2.69%	\$ 42,618.61	\$ 42,993.23	0.88%
MGS-S Customer 9066	\$ 1,707.44	\$ 1,803.05	5.60%	\$ 4,086.31	\$ 4,181.92	2.34%
MGS-S Customer 9067	\$ 4,238.80	\$ 4,391.47	3.60%	\$ 12,317.69	\$ 12,470.36	1.24%
MGS-S Customer 9068	\$ 1,157.61	\$ 1,240.80	7.19%	\$ 2,344.25	\$ 2,427.44	3.55%
MGS-S Customer 9069	\$ 2,069.54	\$ 2,173.32	5.01%	\$ 5,351.74	\$ 5,455.51	1.94%
MGS-S Customer 9070	\$ 1,813.88	\$ 1,898.61	4.67%	\$ 4,639.38	\$ 4,724.11	1.83%
MGS-S Customer 9071	\$ 2,573.75	\$ 2,688.88	4.47%	\$ 7,000.00	\$ 7,115.13	1.64%
MGS-S Customer 9072	\$ 1,538.07	\$ 1,629.87	5.97%	\$ 3,559.42	\$ 3,651.21	2.58%
MGS-S Customer 9073	\$ 3,286.79	\$ 3,417.99	3.99%	\$ 9,181.16	\$ 9,312.36	1.43%
MGS-S Customer 9074	\$ 1,878.04	\$ 1,977.46	5.29%	\$ 4,582.73	\$ 4,682.15	2.17%
MGS-S Customer 9075	\$ 4,209.35	\$ 4,361.45	3.61%	\$ 12,032.21	\$ 12,184.31	1.26%
MGS-S Customer 9076	\$ 1,466.16	\$ 1,556.31	6.15%	\$ 3,292.89	\$ 3,383.04	2.74%
MGS-S Customer 9077	\$ 2,670.47	\$ 2,774.50	3.90%	\$ 7,564.62	\$ 7,668.66	1.38%

Internal Use

Customer	Distribution 8/23 Prices	Distribution 1/24 Prices	Distribution % Difference	Delivery 8/23 Prices	Delivery 1/24 Prices	Delivery % Difference
MGS-S Customer 9078	\$ 17,204.55	\$ 17,649.70	2.59%	\$ 54,848.69	\$ 55,293.84	0.81%
MGS-S Customer 9079	\$ 2,111.38	\$ 2,216.09	4.96%	\$ 5,441.19	\$ 5,545.90	1.92%
MGS-S Customer 9080	\$ 2,642.97	\$ 2,759.77	4.42%	\$ 7,041.38	\$ 7,158.19	1.66%
MGS-S Customer 9081	\$ 1,948.08	\$ 2,049.13	5.19%	\$ 4,812.14	\$ 4,913.20	2.10%
MGS-S Customer 9082	\$ 1,590.55	\$ 1,683.49	5.84%	\$ 3,617.35	\$ 3,710.28	2.57%
MGS-S Customer 9083	\$ 2,170.17	\$ 2,262.90	4.27%	\$ 5,785.28	\$ 5,878.01	1.60%
MGS-S Customer 9084	\$ 5,312.72	\$ 5,489.70	3.33%	\$ 15,728.25	\$ 15,905.24	1.13%
MGS-S Customer 9085	\$ 939.03	\$ 1,004.05	6.92%	\$ 1,961.97	\$ 2,026.99	3.31%
MGS-S Customer 9086	\$ 3,730.43	\$ 3,871.65	3.79%	\$ 10,640.69	\$ 10,781.91	1.33%
MGS-S Customer 9087	\$ 6,301.69	\$ 6,500.98	3.16%	\$ 19,189.67	\$ 19,388.97	1.04%
MGS-S Customer 9088	\$ 1,701.31	\$ 1,783.48	4.83%	\$ 4,349.43	\$ 4,431.61	1.89%
MGS-S Customer 9089	\$ 9,847.19	\$ 10,135.24	2.93%	\$ 26,779.88	\$ 27,067.93	1.08%
MGS-S Customer 9090	\$ 2,695.31	\$ 2,813.20	4.37%	\$ 7,072.67	\$ 7,190.56	1.67%
MGS-S Customer 9091	\$ 1,509.19	\$ 1,587.01	5.16%	\$ 3,718.97	\$ 3,796.78	2.09%
MGS-S Customer 9092	\$ 4,610.89	\$ 4,772.10	3.50%	\$ 13,534.19	\$ 13,695.39	1.19%
MGS-S Customer 9093	\$ 854.07	\$ 917.17	7.39%	\$ 1,814.83	\$ 1,877.93	3.48%
MGS-S Customer 9094	\$ 2,181.57	\$ 2,287.89	4.87%	\$ 5,549.68	\$ 5,656.00	1.92%
MGS-S Customer 9095	\$ 2,673.12	\$ 2,777.26	3.90%	\$ 7,494.17	\$ 7,598.31	1.39%
MGS-S Customer 9096	\$ 2,536.58	\$ 2,637.63	3.98%	\$ 7,125.73	\$ 7,226.78	1.42%
MGS-S Customer 9097	\$ 6,308.14	\$ 6,514.38	3.27%	\$ 16,557.01	\$ 16,763.25	1.25%
MGS-S Customer 9098	\$ 16,451.82	\$ 16,880.07	2.60%	\$ 50,930.21	\$ 51,358.46	0.84%
MGS-S Customer 9099	\$ 2,977.23	\$ 3,101.49	4.17%	\$ 8,220.08	\$ 8,344.34	1.51%
MGS-S Customer 9100	\$ 2,042.17	\$ 2,132.04	4.40%	\$ 5,479.10	\$ 5,568.97	1.64%
MGS-S Customer 9101	\$ 1,947.05	\$ 2,048.04	5.19%	\$ 4,750.94	\$ 4,851.92	2.13%
MGS-S Customer 9102	\$ 1,666.44	\$ 1,761.09	5.68%	\$ 3,886.08	\$ 3,980.73	2.44%
MGS-S Customer 9103	\$ 4,455.46	\$ 4,613.17	3.54%	\$ 12,819.03	\$ 12,976.74	1.23%
MGS-S Customer 9104	\$ 1,048.30	\$ 1,129.06	7.70%	\$ 1,980.71	\$ 2,061.46	4.08%
MGS-S Customer 9105	\$ 2,146.12	\$ 2,251.68	4.92%	\$ 5,563.44	\$ 5,669.00	1.90%
MGS-S Customer 9106	\$ 1,468.43	\$ 1,558.64	6.14%	\$ 3,302.86	\$ 3,393.07	2.73%
MGS-S Customer 9107	\$ 2,837.80	\$ 2,958.94	4.27%	\$ 7,872.45	\$ 7,993.60	1.54%
MGS-S Customer 9108	\$ 2,436.92	\$ 2,548.98	4.60%	\$ 6,386.99	\$ 6,499.05	1.75%
MGS-S Customer 9109	\$ 2,280.87	\$ 2,389.45	4.76%	\$ 5,938.08	\$ 6,046.66	1.83%
MGS-S Customer 9110	\$ 1,526.13	\$ 1,619.07	6.09%	\$ 3,046.74	\$ 3,139.68	3.05%
MGS-S Customer 9111	\$ 2,466.65	\$ 2,566.10	4.03%	\$ 6,810.21	\$ 6,909.66	1.46%
MGS-S Customer 9112	\$ 1,704.76	\$ 1,800.32	5.61%	\$ 3,978.15	\$ 4,073.71	2.40%
MGS-S Customer 9113	\$ 2,292.60	\$ 2,401.46	4.75%	\$ 5,955.05	\$ 6,063.90	1.83%
MGS-S Customer 9114	\$ 2,731.68	\$ 2,850.36	4.34%	\$ 7,313.07	\$ 7,431.75	1.62%
MGS-S Customer 9115	\$ 1,076.32	\$ 1,144.37	6.32%	\$ 2,294.19	\$ 2,362.24	2.97%
MGS-S Customer 9116	\$ 1,395.82	\$ 1,484.39	6.35%	\$ 3,094.77	\$ 3,183.33	2.86%
MGS-S Customer 9117	\$ 2,273.83	\$ 2,382.19	4.77%	\$ 5,741.85	\$ 5,850.22	1.89%

Internal Use

Customer	Distribution 8/23 Prices	Distribution 1/24 Prices	Distribution % Difference	Delivery 8/23 Prices	Delivery 1/24 Prices	Delivery % Difference
MGS-S Customer 9118	\$ 3,686.54	\$ 3,826.77	3.80%	\$ 10,447.36	\$ 10,587.59	1.34%
MGS-S Customer 9119	\$ 2,524.79	\$ 2,638.84	4.52%	\$ 6,784.01	\$ 6,898.06	1.68%
MGS-S Customer 9120	\$ 2,213.72	\$ 2,320.76	4.84%	\$ 5,671.84	\$ 5,778.88	1.89%
MGS-S Customer 9121	\$ 1,983.16	\$ 2,084.97	5.13%	\$ 4,937.42	\$ 5,039.22	2.06%
MGS-S Customer 9122	\$ 1,876.86	\$ 1,963.00	4.59%	\$ 4,926.73	\$ 5,012.87	1.75%
MGS-S Customer 9123	\$ 1,152.07	\$ 1,221.82	6.05%	\$ 2,540.77	\$ 2,610.53	2.75%
MGS-S Customer 9124	\$ 1,621.75	\$ 1,702.14	4.96%	\$ 4,050.49	\$ 4,130.88	1.98%
MGS-S Customer 9125	\$ 2,359.14	\$ 2,469.56	4.68%	\$ 6,262.62	\$ 6,373.04	1.76%
MGS-S Customer 9126	\$ 1,697.02	\$ 1,779.10	4.84%	\$ 4,423.39	\$ 4,505.48	1.86%
MGS-S Customer 9127	\$ 1,771.22	\$ 1,855.03	4.73%	\$ 4,710.18	\$ 4,793.99	1.78%
MGS-S Customer 9128	\$ 1,677.14	\$ 1,772.05	5.66%	\$ 3,941.80	\$ 4,036.70	2.41%
MGS-S Customer 9129	\$ 1,986.69	\$ 2,088.60	5.13%	\$ 5,065.94	\$ 5,167.84	2.01%
MGS-S Customer 9130	\$ 1,782.97	\$ 1,867.02	4.71%	\$ 4,632.37	\$ 4,716.42	1.81%
MGS-S Customer 9131	\$ 1,285.95	\$ 1,358.77	5.66%	\$ 3,062.72	\$ 3,135.54	2.38%
MGS-S Customer 9132	\$ 2,855.73	\$ 2,977.21	4.25%	\$ 7,775.23	\$ 7,896.72	1.56%
MGS-S Customer 9133	\$ 1,832.85	\$ 1,918.01	4.65%	\$ 4,829.24	\$ 4,914.41	1.76%
MGS-S Customer 9134	\$ 1,989.55	\$ 2,078.26	4.46%	\$ 5,295.30	\$ 5,384.01	1.68%
MGS-S Customer 9135	\$ 2,212.39	\$ 2,319.43	4.84%	\$ 5,658.41	\$ 5,765.45	1.89%
MGS-S Customer 9136	\$ 3,932.36	\$ 4,078.22	3.71%	\$ 11,309.81	\$ 11,455.67	1.29%
MGS-S Customer 9137	\$ 9,433.81	\$ 9,703.66	2.86%	\$ 28,997.03	\$ 29,266.88	0.93%
MGS-S Customer 9138	\$ 2,611.83	\$ 2,727.78	4.44%	\$ 6,886.70	\$ 7,002.66	1.68%
MGS-S Customer 9139	\$ 1,986.53	\$ 2,075.20	4.46%	\$ 5,282.95	\$ 5,371.63	1.68%
MGS-S Customer 9140	\$ 19,536.00	\$ 20,033.89	2.55%	\$ 61,919.84	\$ 62,417.73	0.80%
MGS-S Customer 9141	\$ 8,493.53	\$ 8,742.10	2.93%	\$ 25,963.05	\$ 26,211.62	0.96%
MGS-S Customer 9142	\$ 2,207.10	\$ 2,300.70	4.24%	\$ 5,912.30	\$ 6,005.89	1.58%
MGS-S Customer 9143	\$ 2,555.24	\$ 2,669.95	4.49%	\$ 6,860.09	\$ 6,974.80	1.67%
MGS-S Customer 9144	\$ 12,277.37	\$ 12,616.31	2.76%	\$ 36,368.61	\$ 36,707.55	0.93%
MGS-S Customer 9145	\$ 3,376.44	\$ 3,509.66	3.95%	\$ 9,306.64	\$ 9,439.85	1.43%
MGS-S Customer 9146	\$ 1,797.76	\$ 1,895.38	5.43%	\$ 4,291.65	\$ 4,389.27	2.27%
MGS-S Customer 9147	\$ 8,281.90	\$ 8,526.15	2.95%	\$ 25,235.33	\$ 25,479.58	0.97%
MGS-S Customer 9148	\$ 1,999.86	\$ 2,088.79	4.45%	\$ 5,311.75	\$ 5,400.68	1.67%
MGS-S Customer 9149	\$ 1,625.01	\$ 1,718.73	5.77%	\$ 3,758.74	\$ 3,852.47	2.49%
MGS-S Customer 9150	\$ 5,714.12	\$ 5,900.26	3.26%	\$ 17,151.90	\$ 17,338.05	1.09%
MGS-S Customer 9151	\$ 3,113.32	\$ 3,240.59	4.09%	\$ 8,568.97	\$ 8,696.24	1.49%
MGS-S Customer 9152	\$ 3,308.06	\$ 3,439.75	3.98%	\$ 9,265.54	\$ 9,397.23	1.42%
MGS-S Customer 9153	\$ 8,154.25	\$ 8,395.11	2.95%	\$ 24,030.74	\$ 24,271.60	1.00%
MGS-S Customer 9154	\$ 2,397.56	\$ 2,495.44	4.08%	\$ 6,660.23	\$ 6,758.11	1.47%
MGS-S Customer 9155	\$ 1,639.72	\$ 1,720.52	4.93%	\$ 4,096.50	\$ 4,177.30	1.97%
MGS-S Customer 9156	\$ 1,992.43	\$ 2,081.22	4.46%	\$ 5,306.44	\$ 5,395.23	1.67%
MGS-S Customer 9157	\$ 2,320.07	\$ 2,430.53	4.76%	\$ 5,518.04	\$ 5,628.50	2.00%

Internal Use

Customer	Distribution 8/23 Prices	Distribution 1/24 Prices	Distribution % Difference	Delivery 8/23 Prices	Delivery 1/24 Prices	Delivery % Difference
MGS-S Customer 9158	\$ 1,711.77	\$ 1,794.21	4.82%	\$ 4,424.42	\$ 4,506.86	1.86%
MGS-S Customer 9159	\$ 6,143.30	\$ 6,349.38	3.35%	\$ 14,438.09	\$ 14,644.16	1.43%
MGS-S Customer 9160	\$ 4,940.00	\$ 5,108.55	3.41%	\$ 14,588.76	\$ 14,757.30	1.16%
MGS-S Customer 9161	\$ 2,719.27	\$ 2,837.71	4.36%	\$ 7,665.80	\$ 7,784.24	1.55%
MGS-S Customer 9162	\$ 9,513.37	\$ 9,785.26	2.86%	\$ 28,923.18	\$ 29,195.07	0.94%
MGS-S Customer 9163	\$ 1,987.08	\$ 2,088.98	5.13%	\$ 4,927.42	\$ 5,029.32	2.07%
MGS-S Customer 9164	\$ 2,384.14	\$ 2,494.98	4.65%	\$ 6,216.55	\$ 6,327.39	1.78%
MGS-S Customer 9165	\$ 1,650.60	\$ 1,731.59	4.91%	\$ 4,070.60	\$ 4,151.58	1.99%
MGS-S Customer 9166	\$ 1,509.10	\$ 1,586.93	5.16%	\$ 3,661.33	\$ 3,739.16	2.13%
MGS-S Customer 9167	\$ 3,273.99	\$ 3,404.94	4.00%	\$ 8,891.68	\$ 9,022.64	1.47%
MGS-S Customer 9168	\$ 2,774.90	\$ 2,881.33	3.84%	\$ 7,749.78	\$ 7,856.21	1.37%
MGS-S Customer 9169	\$ 1,473.06	\$ 1,550.10	5.23%	\$ 3,674.16	\$ 3,751.20	2.10%
MGS-S Customer 9170	\$ 3,651.96	\$ 3,791.47	3.82%	\$ 10,330.97	\$ 10,470.47	1.35%
MGS-S Customer 9171	\$ 5,444.15	\$ 5,624.06	3.30%	\$ 16,406.19	\$ 16,586.10	1.10%
MGS-S Customer 9172	\$ 4,745.34	\$ 4,909.53	3.46%	\$ 13,851.18	\$ 14,015.36	1.19%
MGS-S Customer 9173	\$ 2,618.71	\$ 2,734.85	4.44%	\$ 6,924.85	\$ 7,040.99	1.68%
MGS-S Customer 9174	\$ 2,438.80	\$ 2,550.93	4.60%	\$ 6,338.38	\$ 6,450.52	1.77%
MGS-S Customer 9175	\$ 1,535.43	\$ 1,627.13	5.97%	\$ 3,507.40	\$ 3,599.10	2.61%
MGS-S Customer 9176	\$ 1,809.77	\$ 1,907.63	5.41%	\$ 4,236.85	\$ 4,334.71	2.31%
MGS-S Customer 9177	\$ 1,927.45	\$ 2,014.72	4.53%	\$ 5,091.12	\$ 5,178.39	1.71%
MGS-S Customer 9178	\$ 4,044.47	\$ 4,192.77	3.67%	\$ 11,472.73	\$ 11,621.03	1.29%
MGS-S Customer 9179	\$ 1,927.43	\$ 2,014.69	4.53%	\$ 4,973.22	\$ 5,060.48	1.75%
MGS-S Customer 9180	\$ 2,015.68	\$ 2,104.97	4.43%	\$ 5,290.25	\$ 5,379.54	1.69%
MGS-S Customer 9181	\$ 1,735.65	\$ 1,818.66	4.78%	\$ 4,611.44	\$ 4,694.45	1.80%
MGS-S Customer 9182	\$ 2,681.16	\$ 2,798.75	4.39%	\$ 6,949.35	\$ 7,066.93	1.69%
MGS-S Customer 9183	\$ 5,086.21	\$ 5,258.00	3.38%	\$ 14,892.06	\$ 15,063.86	1.15%
MGS-S Customer 9184	\$ 1,660.40	\$ 1,741.67	4.89%	\$ 4,249.24	\$ 4,330.50	1.91%
MGS-S Customer 9185	\$ 2,122.22	\$ 2,227.18	4.95%	\$ 5,343.77	\$ 5,448.73	1.96%
MGS-S Customer 9186	\$ 2,200.75	\$ 2,307.50	4.85%	\$ 5,580.88	\$ 5,687.63	1.91%
MGS-S Customer 9187	\$ 1,481.46	\$ 1,571.97	6.11%	\$ 3,416.31	\$ 3,506.82	2.65%
MGS-S Customer 9188	\$ 10,331.09	\$ 10,621.18	2.81%	\$ 31,928.82	\$ 32,218.91	0.91%
MGS-S Customer 9189	\$ 19,729.24	\$ 20,233.30	2.55%	\$ 62,621.34	\$ 63,125.40	0.80%
MGS-S Customer 9190	\$ 4,023.04	\$ 4,170.89	3.68%	\$ 11,772.38	\$ 11,920.23	1.26%
MGS-S Customer 9191	\$ 1,409.87	\$ 1,485.39	5.36%	\$ 3,291.29	\$ 3,366.81	2.29%
MGS-S Customer 9192	\$ 1,383.60	\$ 1,471.91	6.38%	\$ 3,021.60	\$ 3,109.91	2.92%
MGS-S Customer 9193	\$ 2,763.52	\$ 2,882.96	4.32%	\$ 7,384.95	\$ 7,504.40	1.62%
MGS-S Customer 9194	\$ 2,747.00	\$ 2,866.03	4.33%	\$ 7,390.11	\$ 7,509.13	1.61%
MGS-S Customer 9195	\$ 1,782.66	\$ 1,866.70	4.71%	\$ 4,580.84	\$ 4,664.88	1.83%
MGS-S Customer 9196	\$ 2,826.53	\$ 2,947.37	4.28%	\$ 7,650.19	\$ 7,771.03	1.58%
MGS-S Customer 9197	\$ 1,699.88	\$ 1,782.04	4.83%	\$ 4,414.90	\$ 4,497.06	1.86%

Internal Use

Customer	Distribution 8/23 Prices	Distribution 1/24 Prices	Distribution % Difference	Delivery 8/23 Prices	Delivery 1/24 Prices	Delivery % Difference
MGS-S Customer 9198	\$ 2,517.62	\$ 2,618.24	4.00%	\$ 7,086.31	\$ 7,186.94	1.42%
MGS-S Customer 9199	\$ 1,988.60	\$ 2,077.27	4.46%	\$ 5,244.00	\$ 5,332.67	1.69%
MGS-S Customer 9200	\$ 3,356.68	\$ 3,489.45	3.96%	\$ 9,284.45	\$ 9,417.22	1.43%
MGS-S Customer 9201	\$ 2,638.29	\$ 2,754.90	4.42%	\$ 7,141.55	\$ 7,258.15	1.63%
MGS-S Customer 9202	\$ 15,682.34	\$ 16,107.57	2.71%	\$ 41,708.70	\$ 42,133.93	1.02%
MGS-S Customer 9203	\$ 5,283.22	\$ 5,459.43	3.34%	\$ 15,529.91	\$ 15,706.13	1.13%
MGS-S Customer 9204	\$ 1,794.58	\$ 1,892.13	5.44%	\$ 4,360.74	\$ 4,458.28	2.24%
MGS-S Customer 9205	\$ 1,835.12	\$ 1,933.59	5.37%	\$ 4,357.77	\$ 4,456.23	2.26%
MGS-S Customer 9206	\$ 1,697.62	\$ 1,793.00	5.62%	\$ 4,056.57	\$ 4,151.95	2.35%
MGS-S Customer 9207	\$ 2,037.67	\$ 2,140.70	5.06%	\$ 5,071.74	\$ 5,174.77	2.03%
MGS-S Customer 9208	\$ 1,240.60	\$ 1,325.66	6.86%	\$ 2,604.77	\$ 2,689.84	3.27%
MGS-S Customer 9209	\$ 1,788.06	\$ 1,885.46	5.45%	\$ 4,253.13	\$ 4,350.53	2.29%
MGS-S Customer 9210	\$ 10,200.24	\$ 10,487.71	2.82%	\$ 31,482.85	\$ 31,770.32	0.91%
MGS-S Customer 9211	\$ 2,121.62	\$ 2,226.60	4.95%	\$ 5,423.00	\$ 5,527.98	1.94%
MGS-S Customer 9212	\$ 3,398.81	\$ 3,532.55	3.93%	\$ 9,598.33	\$ 9,732.07	1.39%
MGS-S Customer 9213	\$ 2,009.04	\$ 2,111.52	5.10%	\$ 4,932.70	\$ 5,035.18	2.08%
MGS-S Customer 9214	\$ 1,679.11	\$ 1,774.08	5.66%	\$ 3,956.03	\$ 4,051.01	2.40%
MGS-S Customer 9215	\$ 629.64	\$ 687.66	9.21%	\$ 962.11	\$ 1,020.13	6.03%
MGS-S Customer 9216	\$ 1,548.28	\$ 1,640.29	5.94%	\$ 3,547.84	\$ 3,639.85	2.59%
MGS-S Customer 9217	\$ 4,311.32	\$ 4,466.61	3.60%	\$ 11,874.87	\$ 12,030.17	1.31%
MGS-S Customer 9218	\$ 2,294.12	\$ 2,402.98	4.75%	\$ 6,102.35	\$ 6,211.20	1.78%
MGS-S Customer 9219	\$ 3,071.32	\$ 3,197.69	4.11%	\$ 8,630.84	\$ 8,757.21	1.46%
MGS-S Customer 9220	\$ 5,818.02	\$ 6,006.46	3.24%	\$ 17,509.31	\$ 17,697.75	1.08%
MGS-S Customer 9221	\$ 16,995.17	\$ 17,456.16	2.71%	\$ 45,689.74	\$ 46,150.74	1.01%
MGS-S Customer 9222	\$ 1,935.90	\$ 2,023.37	4.52%	\$ 5,013.37	\$ 5,100.84	1.74%
MGS-S Customer 9223	\$ 3,517.03	\$ 3,653.40	3.88%	\$ 9,797.40	\$ 9,933.77	1.39%
MGS-S Customer 9224	\$ 1,772.12	\$ 1,869.22	5.48%	\$ 4,295.33	\$ 4,392.44	2.26%
MGS-S Customer 9225	\$ 4,177.72	\$ 4,329.09	3.62%	\$ 12,060.98	\$ 12,212.35	1.26%
MGS-S Customer 9226	\$ 31,327.79	\$ 32,099.34	2.46%	\$ 95,308.11	\$ 96,079.66	0.81%
MGS-S Customer 9227	\$ 14,689.71	\$ 15,078.25	2.64%	\$ 45,219.08	\$ 45,607.62	0.86%
MGS-S Customer 9228	\$ 2,482.60	\$ 2,595.66	4.55%	\$ 6,520.40	\$ 6,633.46	1.73%
MGS-S Customer 9229	\$ 3,215.33	\$ 3,344.94	4.03%	\$ 8,702.16	\$ 8,831.76	1.49%
MGS-S Customer 9230	\$ 3,994.17	\$ 4,141.41	3.69%	\$ 11,320.82	\$ 11,468.07	1.30%
MGS-S Customer 9231	\$ 4,329.31	\$ 4,484.05	3.57%	\$ 12,442.90	\$ 12,597.64	1.24%
MGS-S Customer 9232	\$ 3,268.58	\$ 3,399.40	4.00%	\$ 9,153.41	\$ 9,284.23	1.43%
MGS-S Customer 9233	\$ 1,706.54	\$ 1,802.13	5.60%	\$ 4,084.53	\$ 4,180.12	2.34%
MGS-S Customer 9234	\$ 7,497.81	\$ 7,723.91	3.02%	\$ 22,370.75	\$ 22,596.85	1.01%
MGS-S Customer 9235	\$ 2,291.16	\$ 2,399.91	4.75%	\$ 5,937.27	\$ 6,046.03	1.83%
MGS-S Customer 9236	\$ 4,370.43	\$ 4,526.17	3.56%	\$ 12,550.60	\$ 12,706.34	1.24%
MGS-S Customer 9237	\$ 2,724.38	\$ 2,842.87	4.35%	\$ 7,351.76	\$ 7,470.26	1.61%

Internal Use

Customer	Distribution 8/23 Prices	Distribution 1/24 Prices	Distribution % Difference	Delivery 8/23 Prices	Delivery 1/24 Prices	Delivery % Difference
MGS-S Customer 9238	\$ 2,766.42	\$ 2,886.00	4.32%	\$ 7,572.24	\$ 7,691.82	1.58%
MGS-S Customer 9239	\$ 1,955.18	\$ 2,043.11	4.50%	\$ 5,127.05	\$ 5,214.98	1.72%
MGS-S Customer 9240	\$ 1,226.88	\$ 1,311.63	6.91%	\$ 2,563.48	\$ 2,648.23	3.31%
MGS-S Customer 9241	\$ 1,819.51	\$ 1,904.36	4.66%	\$ 4,692.31	\$ 4,777.17	1.81%
MGS-S Customer 9242	\$ 11,917.26	\$ 12,243.12	2.73%	\$ 37,158.29	\$ 37,484.15	0.88%
MGS-S Customer 9243	\$ 1,579.52	\$ 1,672.25	5.87%	\$ 3,636.66	\$ 3,729.39	2.55%
MGS-S Customer 9244	\$ 1,272.11	\$ 1,344.60	5.70%	\$ 2,948.99	\$ 3,021.48	2.46%
MGS-S Customer 9245	\$ 1,529.36	\$ 1,607.61	5.12%	\$ 3,689.82	\$ 3,768.07	2.12%
MGS-S Customer 9246	\$ 1,432.36	\$ 1,508.43	5.31%	\$ 3,388.24	\$ 3,464.32	2.25%
MGS-S Customer 9247	\$ 6,977.49	\$ 7,192.00	3.07%	\$ 21,036.92	\$ 21,251.44	1.02%
MGS-S Customer 9248	\$ 2,181.50	\$ 2,287.76	4.87%	\$ 5,485.34	\$ 5,591.59	1.94%
MGS-S Customer 9249	\$ 5,010.78	\$ 5,180.86	3.39%	\$ 14,718.94	\$ 14,889.02	1.16%
MGS-S Customer 9250	\$ 2,207.85	\$ 2,301.48	4.24%	\$ 6,123.07	\$ 6,216.69	1.53%
MGS-S Customer 9251	\$ 2,551.63	\$ 2,653.08	3.98%	\$ 7,061.48	\$ 7,162.92	1.44%
MGS-S Customer 9252	\$ 2,464.32	\$ 2,563.77	4.04%	\$ 6,738.30	\$ 6,837.74	1.48%
MGS-S Customer 9253	\$ 2,913.93	\$ 3,036.72	4.21%	\$ 7,840.81	\$ 7,963.59	1.57%
MGS-S Customer 9254	\$ 3,610.44	\$ 3,748.93	3.84%	\$ 10,160.90	\$ 10,299.40	1.36%
MGS-S Customer 9255	\$ 1,963.52	\$ 2,064.90	5.16%	\$ 4,807.95	\$ 4,909.33	2.11%
MGS-S Customer 9256	\$ 3,485.25	\$ 3,620.93	3.89%	\$ 9,694.28	\$ 9,829.95	1.40%
MGS-S Customer 9257	\$ 2,996.82	\$ 3,121.49	4.16%	\$ 8,262.58	\$ 8,387.25	1.51%
MGS-S Customer 9258	\$ 1,113.46	\$ 1,182.40	6.19%	\$ 2,420.59	\$ 2,489.53	2.85%
MGS-S Customer 9259	\$ 1,255.78	\$ 1,327.88	5.74%	\$ 2,895.41	\$ 2,967.50	2.49%
MGS-S Customer 9260	\$ 2,908.43	\$ 3,031.12	4.22%	\$ 7,926.90	\$ 8,049.59	1.55%
MGS-S Customer 9261	\$ 2,060.49	\$ 2,150.81	4.38%	\$ 5,495.97	\$ 5,586.29	1.64%
MGS-S Customer 9262	\$ 1,719.89	\$ 1,802.49	4.80%	\$ 4,437.00	\$ 4,519.60	1.86%
MGS-S Customer 9263	\$ 483.84	\$ 538.56	11.31%	\$ 849.10	\$ 903.82	6.44%
MGS-S Customer 9264	\$ 2,517.27	\$ 2,631.19	4.53%	\$ 6,596.12	\$ 6,710.04	1.73%
MGS-S Customer 9265	\$ 1,114.35	\$ 1,183.26	6.18%	\$ 2,537.05	\$ 2,605.96	2.72%
MGS-S Customer 9266	\$ 2,193.72	\$ 2,287.02	4.25%	\$ 6,022.82	\$ 6,116.11	1.55%
MGS-S Customer 9267	\$ 1,959.23	\$ 2,047.21	4.49%	\$ 5,072.28	\$ 5,160.25	1.73%
MGS-S Customer 9268	\$ 4,404.58	\$ 4,547.90	3.25%	\$ 13,372.58	\$ 13,515.89	1.07%
MGS-S Customer 9269	\$ 1,675.26	\$ 1,756.83	4.87%	\$ 4,202.20	\$ 4,283.77	1.94%
MGS-S Customer 9270	\$ 1,417.73	\$ 1,506.80	6.28%	\$ 3,169.04	\$ 3,258.11	2.81%
MGS-S Customer 9271	\$ 4,637.92	\$ 4,799.75	3.49%	\$ 13,563.92	\$ 13,725.75	1.19%
MGS-S Customer 9272	\$ 1,865.15	\$ 1,964.30	5.32%	\$ 4,596.67	\$ 4,695.81	2.16%
MGS-S Customer 9273	\$ 1,385.98	\$ 1,474.34	6.38%	\$ 3,083.45	\$ 3,171.81	2.87%
MGS-S Customer 9274	\$ 1,799.51	\$ 1,883.93	4.69%	\$ 4,616.32	\$ 4,700.75	1.83%
MGS-S Customer 9275	\$ 1,252.21	\$ 1,337.57	6.82%	\$ 2,671.97	\$ 2,757.33	3.19%
MGS-S Customer 9276	\$ 5,787.67	\$ 5,962.07	3.01%	\$ 17,735.94	\$ 17,910.34	0.98%
MGS-S Customer 9277	\$ 2,508.37	\$ 2,622.05	4.53%	\$ 6,723.45	\$ 6,837.12	1.69%

Internal Use

Customer	Distribution 8/23 Prices	Distribution 1/24 Prices	Distribution % Difference	Delivery 8/23 Prices	Delivery 1/24 Prices	Delivery % Difference
MGS-S Customer 9278	\$ 942.16	\$ 1,007.22	6.91%	\$ 1,946.26	\$ 2,011.32	3.34%
MGS-S Customer 9279	\$ 1,778.40	\$ 1,875.61	5.47%	\$ 4,193.04	\$ 4,290.25	2.32%
MGS-S Customer 9280	\$ 4,369.76	\$ 4,525.26	3.56%	\$ 12,880.39	\$ 13,035.89	1.21%
MGS-S Customer 9281	\$ 2,843.48	\$ 2,964.69	4.26%	\$ 7,768.19	\$ 7,889.40	1.56%
MGS-S Customer 9282	\$ 1,559.42	\$ 1,638.40	5.06%	\$ 3,885.05	\$ 3,964.03	2.03%
MGS-S Customer 9283	\$ 1,673.29	\$ 1,768.11	5.67%	\$ 3,935.79	\$ 4,030.60	2.41%
MGS-S Customer 9284	\$ 3,647.44	\$ 3,773.48	3.46%	\$ 10,381.18	\$ 10,507.21	1.21%
MGS-S Customer 9285	\$ 2,855.93	\$ 2,977.47	4.26%	\$ 7,709.04	\$ 7,830.57	1.58%
MGS-S Customer 9286	\$ 4,475.23	\$ 4,633.25	3.53%	\$ 13,249.06	\$ 13,407.08	1.19%
MGS-S Customer 9287	\$ 3,441.71	\$ 3,576.41	3.91%	\$ 9,702.99	\$ 9,837.68	1.39%
MGS-S Customer 9288	\$ 2,533.69	\$ 2,647.93	4.51%	\$ 6,753.99	\$ 6,868.24	1.69%
MGS-S Customer 9289	\$ 1,725.36	\$ 1,808.12	4.80%	\$ 4,484.21	\$ 4,566.97	1.85%
MGS-S Customer 9290	\$ 2,795.72	\$ 2,902.60	3.82%	\$ 7,947.07	\$ 8,053.95	1.34%
MGS-S Customer 9291	\$ 2,207.42	\$ 2,301.02	4.24%	\$ 5,954.01	\$ 6,047.62	1.57%
MGS-S Customer 9292	\$ 1,864.92	\$ 1,964.11	5.32%	\$ 4,551.88	\$ 4,651.07	2.18%
MGS-S Customer 9293	\$ 19,441.86	\$ 19,937.93	2.55%	\$ 60,832.09	\$ 61,328.16	0.82%
MGS-S Customer 9294	\$ 2,376.95	\$ 2,474.41	4.10%	\$ 6,507.21	\$ 6,604.67	1.50%
MGS-S Customer 9295	\$ 2,261.63	\$ 2,369.72	4.78%	\$ 5,828.04	\$ 5,936.13	1.85%
MGS-S Customer 9296	\$ 1,842.84	\$ 1,928.21	4.63%	\$ 4,931.54	\$ 5,016.92	1.73%
MGS-S Customer 9297	\$ 3,524.15	\$ 3,660.72	3.88%	\$ 10,005.68	\$ 10,142.25	1.36%
MGS-S Customer 9298	\$ 10,278.68	\$ 10,567.77	2.81%	\$ 31,623.52	\$ 31,912.62	0.91%
MGS-S Customer 9299	\$ 1,203.51	\$ 1,274.48	5.90%	\$ 2,838.30	\$ 2,909.27	2.50%
MGS-S Customer 9300	\$ 1,708.69	\$ 1,791.02	4.82%	\$ 4,393.64	\$ 4,475.98	1.87%
MGS-S Customer 9301	\$ 12,331.08	\$ 12,666.26	2.72%	\$ 38,468.26	\$ 38,803.43	0.87%
MGS-S Customer 9302	\$ 17,672.67	\$ 18,128.41	2.58%	\$ 55,907.62	\$ 56,363.37	0.82%
MGS-S Customer 9303	\$ 2,463.56	\$ 2,576.23	4.57%	\$ 6,433.33	\$ 6,545.99	1.75%
MGS-S Customer 9304	\$ 1,958.64	\$ 2,059.91	5.17%	\$ 4,844.67	\$ 4,945.93	2.09%
MGS-S Customer 9305	\$ 14,223.32	\$ 14,601.31	2.66%	\$ 44,347.04	\$ 44,725.03	0.85%
MGS-S Customer 9306	\$ 2,207.78	\$ 2,314.66	4.84%	\$ 5,651.77	\$ 5,758.66	1.89%
MGS-S Customer 9307	\$ 5,612.14	\$ 5,795.82	3.27%	\$ 16,609.32	\$ 16,792.99	1.11%
MGS-S Customer 9308	\$ 4,484.18	\$ 4,642.40	3.53%	\$ 13,198.03	\$ 13,356.26	1.20%
MGS-S Customer 9309	\$ 4,752.21	\$ 4,903.23	3.18%	\$ 13,967.67	\$ 14,118.70	1.08%
MGS-S Customer 9310	\$ 7,102.12	\$ 7,320.26	3.07%	\$ 20,768.83	\$ 20,986.97	1.05%
MGS-S Customer 9311	\$ 1,322.99	\$ 1,409.91	6.57%	\$ 2,925.84	\$ 3,012.76	2.97%
MGS-S Customer 9312	\$ 2,994.28	\$ 3,118.89	4.16%	\$ 8,276.22	\$ 8,400.84	1.51%
MGS-S Customer 9313	\$ 1,452.46	\$ 1,542.32	6.19%	\$ 3,245.48	\$ 3,335.34	2.77%
MGS-S Customer 9314	\$ 2,939.79	\$ 3,064.84	4.25%	\$ 7,347.74	\$ 7,472.78	1.70%
MGS-S Customer 9315	\$ 2,198.69	\$ 2,292.10	4.25%	\$ 5,905.53	\$ 5,998.93	1.58%
MGS-S Customer 9316	\$ 2,687.72	\$ 2,792.15	3.89%	\$ 7,384.84	\$ 7,489.26	1.41%
MGS-S Customer 9317	\$ 2,482.74	\$ 2,582.56	4.02%	\$ 6,982.00	\$ 7,081.81	1.43%

Customer	Distribution 8/23 Prices	Distribution 1/24 Prices	Distribution % Difference	Delivery 8/23 Prices	Delivery 1/24 Prices	Delivery % Difference
MGS-S Customer 9318	\$ 4,211.39	\$ 4,363.44	3.61%	\$ 12,098.46	\$ 12,250.50	1.26%
MGS-S Customer 9319	\$ 1,594.76	\$ 1,674.54	5.00%	\$ 4,093.87	\$ 4,173.64	1.95%
MGS-S Customer 9320	\$ 1,976.37	\$ 2,078.03	5.14%	\$ 4,937.95	\$ 5,039.61	2.06%
MGS-S Customer 9321	\$ 1,144.04	\$ 1,226.87	7.24%	\$ 2,198.00	\$ 2,280.83	3.77%
MGS-S Customer 9322	\$ 1,204.48	\$ 1,288.73	6.99%	\$ 2,460.86	\$ 2,545.12	3.42%
MGS-S Customer 9323	\$ 1,838.61	\$ 1,923.88	4.64%	\$ 4,810.40	\$ 4,895.66	1.77%
MGS-S Customer 9324	\$ 2,393.68	\$ 2,491.46	4.08%	\$ 6,468.50	\$ 6,566.27	1.51%
MGS-S Customer 9325	\$ 1,713.19	\$ 1,808.90	5.59%	\$ 4,137.02	\$ 4,232.73	2.31%
MGS-S Customer 9326	\$ 2,273.09	\$ 2,368.17	4.18%	\$ 6,219.74	\$ 6,314.82	1.53%
MGS-S Customer 9327	\$ 1,949.22	\$ 2,037.03	4.50%	\$ 5,156.38	\$ 5,244.19	1.70%
MGS-S Customer 9328	\$ 10,954.95	\$ 11,259.11	2.78%	\$ 34,361.12	\$ 34,665.29	0.89%
MGS-S Customer 9329	\$ 1,795.96	\$ 1,880.29	4.70%	\$ 4,544.97	\$ 4,629.31	1.86%
MGS-S Customer 9330	\$ 1,305.95	\$ 1,392.51	6.63%	\$ 2,846.78	\$ 2,933.35	3.04%
MGS-S Customer 9331	\$ 2,610.37	\$ 2,726.35	4.44%	\$ 6,939.81	\$ 7,055.79	1.67%
MGS-S Customer 9332	\$ 1,988.53	\$ 2,077.22	4.46%	\$ 5,400.92	\$ 5,489.60	1.64%
MGS-S Customer 9333	\$ 629.76	\$ 701.04	11.32%	\$ 638.12	\$ 709.40	11.17%
MGS-S Customer 9334	\$ 2,045.89	\$ 2,149.12	5.05%	\$ 5,103.18	\$ 5,206.42	2.02%
MGS-S Customer 9335	\$ 2,752.36	\$ 2,871.51	4.33%	\$ 7,465.17	\$ 7,584.33	1.60%
MGS-S Customer 9336	\$ 2,603.67	\$ 2,706.22	3.94%	\$ 7,391.30	\$ 7,493.85	1.39%
MGS-S Customer 9337	\$ 2,508.26	\$ 2,608.65	4.00%	\$ 6,953.96	\$ 7,054.35	1.44%
MGS-S Customer 9338	\$ 4,878.78	\$ 5,048.74	3.48%	\$ 12,932.74	\$ 13,102.70	1.31%
MGS-S Customer 9339	\$ 1,636.53	\$ 1,730.51	5.74%	\$ 3,783.36	\$ 3,877.33	2.48%
MGS-S Customer 9340	\$ 3,316.28	\$ 3,448.38	3.98%	\$ 9,308.68	\$ 9,440.78	1.42%
MGS-S Customer 9341	\$ 1,812.48	\$ 1,897.09	4.67%	\$ 4,584.19	\$ 4,668.80	1.85%
MGS-S Customer 9342	\$ 3,220.57	\$ 3,351.40	4.06%	\$ 8,519.61	\$ 8,650.45	1.54%
MGS-S Customer 9343	\$ 4,870.26	\$ 5,037.30	3.43%	\$ 14,091.53	\$ 14,258.57	1.19%
MGS-S Customer 9344	\$ 2,496.28	\$ 2,609.67	4.54%	\$ 6,472.06	\$ 6,585.45	1.75%
MGS-S Customer 9345	\$ 5,845.52	\$ 6,035.06	3.24%	\$ 17,271.44	\$ 17,460.98	1.10%
MGS-S Customer 9346	\$ 2,526.12	\$ 2,640.18	4.52%	\$ 6,568.67	\$ 6,682.73	1.74%
MGS-S Customer 9347	\$ 838.17	\$ 900.88	7.48%	\$ 1,602.04	\$ 1,664.74	3.91%
MGS-S Customer 9348	\$ 1,540.09	\$ 1,618.63	5.10%	\$ 3,817.43	\$ 3,895.97	2.06%
MGS-S Customer 9349	\$ 6,816.68	\$ 7,027.57	3.09%	\$ 20,111.02	\$ 20,321.91	1.05%
MGS-S Customer 9350	\$ 2,876.89	\$ 2,998.81	4.24%	\$ 7,685.87	\$ 7,807.79	1.59%
MGS-S Customer 9351	\$ 7,173.05	\$ 7,392.07	3.05%	\$ 21,494.75	\$ 21,713.77	1.02%
MGS-S Customer 9352	\$ 1,501.75	\$ 1,592.69	6.06%	\$ 3,350.58	\$ 3,441.51	2.71%
MGS-S Customer 9353	\$ 1,696.97	\$ 1,792.29	5.62%	\$ 3,960.68	\$ 4,056.00	2.41%
MGS-S Customer 9354	\$ 2,467.16	\$ 2,566.65	4.03%	\$ 6,893.21	\$ 6,992.70	1.44%
MGS-S Customer 9355	\$ 1,622.39	\$ 1,702.81	4.96%	\$ 4,111.98	\$ 4,192.40	1.96%
MGS-S Customer 9356	\$ 2,030.08	\$ 2,132.98	5.07%	\$ 5,212.91	\$ 5,315.80	1.97%
MGS-S Customer 9357	\$ 2,237.22	\$ 2,344.79	4.81%	\$ 5,697.47	\$ 5,805.03	1.89%

Internal Use

Customer	Distribution 8/23 Prices	Distribution 1/24 Prices	Distribution % Difference	Delivery 8/23 Prices	Delivery 1/24 Prices	Delivery % Difference
MGS-S Customer 9358	\$ 1,521.04	\$ 1,599.14	5.13%	\$ 3,777.56	\$ 3,855.66	2.07%
MGS-S Customer 9359	\$ 2,692.94	\$ 2,810.63	4.37%	\$ 6,817.53	\$ 6,935.22	1.73%
MGS-S Customer 9360	\$ 1,862.83	\$ 1,961.92	5.32%	\$ 4,557.65	\$ 4,656.74	2.17%
MGS-S Customer 9361	\$ 4,396.37	\$ 4,552.59	3.55%	\$ 12,842.78	\$ 12,999.00	1.22%
MGS-S Customer 9362	\$ 2,872.24	\$ 2,994.08	4.24%	\$ 7,805.32	\$ 7,927.16	1.56%
MGS-S Customer 9363	\$ 4,538.45	\$ 4,697.91	3.51%	\$ 13,064.47	\$ 13,223.92	1.22%
MGS-S Customer 9364	\$ 2,997.04	\$ 3,121.75	4.16%	\$ 8,616.38	\$ 8,741.09	1.45%
MGS-S Customer 9365	\$ 3,324.52	\$ 3,456.61	3.97%	\$ 9,429.26	\$ 9,561.35	1.40%
MGS-S Customer 9366	\$ 1,619.11	\$ 1,712.73	5.78%	\$ 3,839.44	\$ 3,933.06	2.44%
MGS-S Customer 9367	\$ 7,911.39	\$ 8,146.98	2.98%	\$ 24,558.37	\$ 24,793.96	0.96%
MGS-S Customer 9368	\$ 2,354.48	\$ 2,451.40	4.12%	\$ 6,537.99	\$ 6,634.91	1.48%
MGS-S Customer 9369	\$ 1,650.75	\$ 1,731.79	4.91%	\$ 4,182.51	\$ 4,263.56	1.94%
MGS-S Customer 9370	\$ 1,525.21	\$ 1,603.41	5.13%	\$ 3,775.99	\$ 3,854.19	2.07%
MGS-S Customer 9371	\$ 9,696.05	\$ 9,971.72	2.84%	\$ 29,404.50	\$ 29,680.16	0.94%
MGS-S Customer 9372	\$ 2,825.80	\$ 2,948.29	4.33%	\$ 6,982.20	\$ 7,104.70	1.75%
MGS-S Customer 9373	\$ 3,770.07	\$ 3,912.13	3.77%	\$ 10,347.90	\$ 10,489.96	1.37%
MGS-S Customer 9374	\$ 1,635.63	\$ 1,729.60	5.75%	\$ 3,795.25	\$ 3,889.22	2.48%
MGS-S Customer 9375	\$ 2,791.27	\$ 2,898.04	3.83%	\$ 7,950.60	\$ 8,057.37	1.34%
MGS-S Customer 9376	\$ 18,477.86	\$ 18,953.68	2.58%	\$ 57,515.02	\$ 57,990.84	0.83%
MGS-S Customer 9377	\$ 4,130.14	\$ 4,280.50	3.64%	\$ 11,817.45	\$ 11,967.81	1.27%
MGS-S Customer 9378	\$ 11,482.32	\$ 11,806.51	2.82%	\$ 32,612.43	\$ 32,936.61	0.99%
MGS-S Customer 9379	\$ 2,951.35	\$ 3,061.77	3.74%	\$ 8,174.81	\$ 8,285.22	1.35%
MGS-S Customer 9380	\$ 773.03	\$ 847.56	9.64%	\$ 1,091.50	\$ 1,166.02	6.83%
MGS-S Customer 9381	\$ 6,704.27	\$ 6,912.91	3.11%	\$ 19,805.45	\$ 20,014.09	1.05%
MGS-S Customer 9382	\$ 1,926.53	\$ 2,027.10	5.22%	\$ 4,902.26	\$ 5,002.83	2.05%
MGS-S Customer 9383	\$ 1,498.61	\$ 1,576.21	5.18%	\$ 3,690.15	\$ 3,767.75	2.10%
MGS-S Customer 9384	\$ 5,216.08	\$ 5,390.82	3.35%	\$ 15,335.55	\$ 15,510.30	1.14%
MGS-S Customer 9385	\$ 2,301.80	\$ 2,397.57	4.16%	\$ 6,344.27	\$ 6,440.05	1.51%
MGS-S Customer 9386	\$ 2,046.20	\$ 2,136.19	4.40%	\$ 5,553.57	\$ 5,643.55	1.62%
MGS-S Customer 9387	\$ 1,743.07	\$ 1,826.21	4.77%	\$ 4,485.99	\$ 4,569.13	1.85%
MGS-S Customer 9388	\$ 2,493.03	\$ 2,593.09	4.01%	\$ 6,961.13	\$ 7,061.19	1.44%
MGS-S Customer 9389	\$ 2,911.56	\$ 3,034.26	4.21%	\$ 7,780.80	\$ 7,903.50	1.58%
MGS-S Customer 9390	\$ 2,647.25	\$ 2,764.04	4.41%	\$ 7,197.63	\$ 7,314.42	1.62%
MGS-S Customer 9391	\$ 14,464.30	\$ 14,847.87	2.65%	\$ 44,074.94	\$ 44,458.50	0.87%
MGS-S Customer 9392	\$ 11,668.60	\$ 11,988.97	2.75%	\$ 35,488.90	\$ 35,809.27	0.90%
MGS-S Customer 9393	\$ 1,476.14	\$ 1,566.52	6.12%	\$ 3,310.51	\$ 3,400.88	2.73%
MGS-S Customer 9394	\$ 1,133.74	\$ 1,216.43	7.29%	\$ 2,262.97	\$ 2,345.66	3.65%
MGS-S Customer 9395	\$ 18,956.05	\$ 19,442.73	2.57%	\$ 59,791.96	\$ 60,278.64	0.81%
MGS-S Customer 9396	\$ 1,524.89	\$ 1,616.38	6.00%	\$ 3,526.79	\$ 3,618.27	2.59%
MGS-S Customer 9397	\$ 4,240.45	\$ 4,393.12	3.60%	\$ 12,295.96	\$ 12,448.64	1.24%

Internal Use

Customer	Distribution 8/23 Prices	Distribution 1/24 Prices	Distribution % Difference	Delivery 8/23 Prices	Delivery 1/24 Prices	Delivery % Difference
MGS-S Customer 9398	\$ 1,208.00	\$ 1,279.06	5.88%	\$ 2,929.84	\$ 3,000.91	2.43%
MGS-S Customer 9399	\$ 1,929.92	\$ 2,030.56	5.21%	\$ 4,825.55	\$ 4,926.19	2.09%
MGS-S Customer 9400	\$ 2,338.83	\$ 2,448.64	4.70%	\$ 5,987.88	\$ 6,097.70	1.83%
MGS-S Customer 9401	\$ 1,836.36	\$ 1,934.90	5.37%	\$ 4,507.06	\$ 4,605.60	2.19%
MGS-S Customer 9402	\$ 2,289.26	\$ 2,397.98	4.75%	\$ 5,737.02	\$ 5,845.75	1.90%
MGS-S Customer 9403	\$ 2,678.10	\$ 2,795.58	4.39%	\$ 7,108.52	\$ 7,226.00	1.65%
MGS-S Customer 9404	\$ 2,125.42	\$ 2,217.19	4.32%	\$ 5,757.29	\$ 5,849.05	1.59%
MGS-S Customer 9405	\$ 3,217.17	\$ 3,333.55	3.62%	\$ 9,243.61	\$ 9,359.99	1.26%
MGS-S Customer 9406	\$ 1,423.42	\$ 1,499.41	5.34%	\$ 3,679.87	\$ 3,755.86	2.07%
MGS-S Customer 9407	\$ 1,630.16	\$ 1,724.00	5.76%	\$ 3,801.99	\$ 3,895.83	2.47%
MGS-S Customer 9408	\$ 6,616.12	\$ 6,822.41	3.12%	\$ 19,638.21	\$ 19,844.50	1.05%
MGS-S Customer 9409	\$ 2,250.99	\$ 2,345.58	4.20%	\$ 6,091.06	\$ 6,185.66	1.55%
MGS-S Customer 9410	\$ 2,738.05	\$ 2,843.66	3.86%	\$ 7,394.67	\$ 7,500.29	1.43%
MGS-S Customer 9411	\$ 1,409.15	\$ 1,484.75	5.36%	\$ 3,420.97	\$ 3,496.57	2.21%
MGS-S Customer 9412	\$ 1,714.47	\$ 1,810.19	5.58%	\$ 3,976.66	\$ 4,072.38	2.41%
MGS-S Customer 9413	\$ 3,748.61	\$ 3,892.93	3.85%	\$ 9,779.79	\$ 9,924.11	1.48%
MGS-S Customer 9414	\$ 2,337.42	\$ 2,447.25	4.70%	\$ 6,033.46	\$ 6,143.29	1.82%
MGS-S Customer 9415	\$ 1,585.86	\$ 1,665.37	5.01%	\$ 3,852.61	\$ 3,932.12	2.06%
MGS-S Customer 9416	\$ 3,779.34	\$ 3,908.40	3.41%	\$ 11,055.28	\$ 11,184.33	1.17%
MGS-S Customer 9417	\$ 1,770.60	\$ 1,854.34	4.73%	\$ 4,650.54	\$ 4,734.29	1.80%
MGS-S Customer 9418	\$ 9,594.73	\$ 9,868.57	2.85%	\$ 30,138.97	\$ 30,412.80	0.91%
MGS-S Customer 9419	\$ 3,077.26	\$ 3,203.75	4.11%	\$ 8,542.98	\$ 8,669.47	1.48%
MGS-S Customer 9420	\$ 1,234.93	\$ 1,319.80	6.87%	\$ 2,481.01	\$ 2,565.88	3.42%
MGS-S Customer 9421	\$ 2,192.28	\$ 2,298.78	4.86%	\$ 5,473.67	\$ 5,580.17	1.95%
MGS-S Customer 9422	\$ 3,133.83	\$ 3,248.31	3.65%	\$ 8,905.96	\$ 9,020.44	1.29%
MGS-S Customer 9423	\$ 2,751.05	\$ 2,870.20	4.33%	\$ 7,306.96	\$ 7,426.10	1.63%
MGS-S Customer 9424	\$ 3,411.55	\$ 3,545.56	3.93%	\$ 9,261.34	\$ 9,395.36	1.45%
MGS-S Customer 9425	\$ 3,524.57	\$ 3,661.10	3.87%	\$ 9,799.22	\$ 9,935.75	1.39%
MGS-S Customer 9426	\$ 2,595.57	\$ 2,711.15	4.45%	\$ 6,796.85	\$ 6,912.43	1.70%
MGS-S Customer 9427	\$ 3,961.05	\$ 4,107.47	3.70%	\$ 11,069.18	\$ 11,215.60	1.32%
MGS-S Customer 9428	\$ 7,679.26	\$ 7,909.85	3.00%	\$ 23,194.22	\$ 23,424.81	0.99%
MGS-S Customer 9429	\$ 3,411.01	\$ 3,545.18	3.93%	\$ 9,611.78	\$ 9,745.95	1.40%
MGS-S Customer 9430	\$ 3,770.19	\$ 3,915.07	3.84%	\$ 9,657.59	\$ 9,802.47	1.50%
MGS-S Customer 9431	\$ 6,240.38	\$ 6,438.19	3.17%	\$ 18,640.43	\$ 18,838.25	1.06%
MGS-S Customer 9432	\$ 5,085.49	\$ 5,257.17	3.38%	\$ 14,548.50	\$ 14,720.18	1.18%
MGS-S Customer 9433	\$ 1,923.35	\$ 2,023.82	5.22%	\$ 4,682.98	\$ 4,783.45	2.15%
MGS-S Customer 9434	\$ 3,940.47	\$ 4,086.57	3.71%	\$ 11,524.50	\$ 11,670.60	1.27%
MGS-S Customer 9435	\$ 16,017.80	\$ 16,435.97	2.61%	\$ 49,402.15	\$ 49,820.32	0.85%
MGS-S Customer 9436	\$ 2,351.13	\$ 2,461.22	4.68%	\$ 6,146.01	\$ 6,256.09	1.79%
MGS-S Customer 9437	\$ 18,324.13	\$ 18,794.55	2.57%	\$ 58,645.21	\$ 59,115.63	0.80%

Internal Use

Customer	Distribution 8/23 Prices	Distribution 1/24 Prices	Distribution % Difference	Delivery 8/23 Prices	Delivery 1/24 Prices	Delivery % Difference
MGS-S Customer 9438	\$ 6,517.26	\$ 6,723.71	3.17%	\$ 18,507.11	\$ 18,713.56	1.12%
MGS-S Customer 9439	\$ 1,298.25	\$ 1,384.64	6.65%	\$ 2,806.30	\$ 2,892.69	3.08%
MGS-S Customer 9440	\$ 3,426.93	\$ 3,562.61	3.96%	\$ 8,901.26	\$ 9,036.94	1.52%
MGS-S Customer 9441	\$ 5,965.09	\$ 6,156.78	3.21%	\$ 17,389.70	\$ 17,581.38	1.10%
MGS-S Customer 9442	\$ 2,618.70	\$ 2,734.86	4.44%	\$ 7,000.70	\$ 7,116.86	1.66%
MGS-S Customer 9443	\$ 1,428.46	\$ 1,517.73	6.25%	\$ 3,168.95	\$ 3,258.22	2.82%
MGS-S Customer 9444	\$ 1,156.04	\$ 1,239.19	7.19%	\$ 2,341.08	\$ 2,424.24	3.55%
MGS-S Customer 9445	\$ 2,635.85	\$ 2,752.41	4.42%	\$ 7,026.18	\$ 7,142.74	1.66%
MGS-S Customer 9446	\$ 1,790.82	\$ 1,888.30	5.44%	\$ 4,345.52	\$ 4,443.01	2.24%
MGS-S Customer 9447	\$ 1,755.02	\$ 1,851.69	5.51%	\$ 4,217.44	\$ 4,314.11	2.29%
MGS-S Customer 9448	\$ 2,713.85	\$ 2,832.15	4.36%	\$ 7,357.77	\$ 7,476.07	1.61%
MGS-S Customer 9449	\$ 1,634.54	\$ 1,728.50	5.75%	\$ 3,839.54	\$ 3,933.50	2.45%
MGS-S Customer 9450	\$ 1,670.18	\$ 1,764.94	5.67%	\$ 3,967.81	\$ 4,062.57	2.39%
MGS-S Customer 9451	\$ 1,613.85	\$ 1,694.06	4.97%	\$ 4,102.39	\$ 4,182.60	1.96%
MGS-S Customer 9452	\$ 1,556.22	\$ 1,648.41	5.92%	\$ 3,600.45	\$ 3,692.64	2.56%
MGS-S Customer 9453	\$ 2,735.27	\$ 2,854.13	4.35%	\$ 7,386.55	\$ 7,505.41	1.61%
MGS-S Customer 9454	\$ 6,776.19	\$ 6,986.13	3.10%	\$ 20,858.37	\$ 21,068.31	1.01%
MGS-S Customer 9455	\$ 2,788.64	\$ 2,908.63	4.30%	\$ 7,332.39	\$ 7,452.38	1.64%
MGS-S Customer 9456	\$ 3,066.95	\$ 3,179.93	3.68%	\$ 8,731.96	\$ 8,844.94	1.29%
MGS-S Customer 9457	\$ 1,133.69	\$ 1,203.06	6.12%	\$ 2,543.12	\$ 2,612.49	2.73%
MGS-S Customer 9458	\$ 1,855.74	\$ 1,941.41	4.62%	\$ 4,918.24	\$ 5,003.91	1.74%
MGS-S Customer 9459	\$ 3,971.47	\$ 4,118.14	3.69%	\$ 11,119.50	\$ 11,266.17	1.32%
MGS-S Customer 9460	\$ 11,060.02	\$ 11,366.54	2.77%	\$ 34,881.79	\$ 35,188.31	0.88%
MGS-S Customer 9461	\$ 23,649.32	\$ 24,253.68	2.56%	\$ 68,201.99	\$ 68,806.35	0.89%
MGS-S Customer 9462	\$ 2,003.62	\$ 2,092.61	4.44%	\$ 5,305.75	\$ 5,394.74	1.68%
MGS-S Customer 9463	\$ 9,188.27	\$ 9,455.07	2.90%	\$ 27,294.89	\$ 27,561.68	0.98%
MGS-S Customer 9464	\$ 3,624.04	\$ 3,762.84	3.83%	\$ 10,053.73	\$ 10,192.53	1.38%
MGS-S Customer 9465	\$ 3,271.27	\$ 3,402.12	4.00%	\$ 9,022.91	\$ 9,153.76	1.45%
MGS-S Customer 9466	\$ 4,411.05	\$ 4,569.12	3.58%	\$ 12,371.90	\$ 12,529.97	1.28%
MGS-S Customer 9467	\$ 2,022.12	\$ 2,124.82	5.08%	\$ 5,074.81	\$ 5,177.50	2.02%
MGS-S Customer 9468	\$ 2,188.89	\$ 2,295.37	4.86%	\$ 5,499.60	\$ 5,606.09	1.94%
MGS-S Customer 9469	\$ 1,537.14	\$ 1,628.87	5.97%	\$ 3,462.19	\$ 3,553.92	2.65%
MGS-S Customer 9470	\$ 1,958.42	\$ 2,046.40	4.49%	\$ 5,123.25	\$ 5,211.23	1.72%
MGS-S Customer 9471	\$ 3,140.65	\$ 3,268.63	4.07%	\$ 8,812.40	\$ 8,940.37	1.45%
MGS-S Customer 9472	\$ 2,541.14	\$ 2,642.24	3.98%	\$ 6,783.78	\$ 6,884.89	1.49%
MGS-S Customer 9473	\$ 1,231.09	\$ 1,302.67	5.81%	\$ 2,865.53	\$ 2,937.11	2.50%
MGS-S Customer 9474	\$ 11,141.44	\$ 11,450.80	2.78%	\$ 33,788.92	\$ 34,098.28	0.92%
MGS-S Customer 9475	\$ 2,020.03	\$ 2,109.40	4.42%	\$ 5,483.38	\$ 5,572.76	1.63%
MGS-S Customer 9476	\$ 4,744.67	\$ 4,908.87	3.46%	\$ 13,705.55	\$ 13,869.75	1.20%
MGS-S Customer 9477	\$ 6,136.45	\$ 6,332.09	3.19%	\$ 18,159.29	\$ 18,354.94	1.08%

Internal Use

Customer	Distribution 8/23 Prices	Distribution 1/24 Prices	Distribution % Difference	Delivery 8/23 Prices	Delivery 1/24 Prices	Delivery % Difference
MGS-S Customer 9478	\$ 1,238.80	\$ 1,310.57	5.79%	\$ 2,920.09	\$ 2,991.85	2.46%
MGS-S Customer 9479	\$ 4,084.63	\$ 4,234.29	3.66%	\$ 11,409.63	\$ 11,559.29	1.31%
MGS-S Customer 9480	\$ 1,577.75	\$ 1,657.17	5.03%	\$ 3,982.65	\$ 4,062.07	1.99%
MGS-S Customer 9481	\$ 3,060.44	\$ 3,186.53	4.12%	\$ 8,413.74	\$ 8,539.82	1.50%
MGS-S Customer 9482	\$ 3,113.87	\$ 3,241.21	4.09%	\$ 8,482.49	\$ 8,609.83	1.50%
MGS-S Customer 9483	\$ 2,279.65	\$ 2,374.88	4.18%	\$ 6,351.17	\$ 6,446.40	1.50%
MGS-S Customer 9484	\$ 1,384.39	\$ 1,459.41	5.42%	\$ 3,337.79	\$ 3,412.81	2.25%
MGS-S Customer 9485	\$ 2,220.59	\$ 2,327.76	4.83%	\$ 5,728.46	\$ 5,835.63	1.87%
MGS-S Customer 9486	\$ 6,542.94	\$ 6,747.67	3.13%	\$ 19,890.79	\$ 20,095.52	1.03%
MGS-S Customer 9487	\$ 2,593.40	\$ 2,710.46	4.51%	\$ 6,295.15	\$ 6,412.21	1.86%
MGS-S Customer 9488	\$ 3,522.15	\$ 3,658.72	3.88%	\$ 9,723.40	\$ 9,859.96	1.40%
MGS-S Customer 9489	\$ 1,852.81	\$ 1,951.68	5.34%	\$ 4,436.33	\$ 4,535.21	2.23%
MGS-S Customer 9490	\$ 2,008.54	\$ 2,110.95	5.10%	\$ 5,105.49	\$ 5,207.90	2.01%
MGS-S Customer 9491	\$ 7,024.76	\$ 7,240.41	3.07%	\$ 20,938.80	\$ 21,154.45	1.03%
MGS-S Customer 9492	\$ 1,829.09	\$ 1,927.42	5.38%	\$ 4,434.80	\$ 4,533.12	2.22%
MGS-S Customer 9493	\$ 3,522.08	\$ 3,658.59	3.88%	\$ 9,895.98	\$ 10,032.49	1.38%
MGS-S Customer 9494	\$ 1,638.96	\$ 1,719.76	4.93%	\$ 4,127.51	\$ 4,208.30	1.96%
MGS-S Customer 9495	\$ 1,419.92	\$ 1,495.75	5.34%	\$ 3,457.83	\$ 3,533.66	2.19%
MGS-S Customer 9496	\$ 1,189.97	\$ 1,274.19	7.08%	\$ 2,368.83	\$ 2,453.05	3.56%
MGS-S Customer 9497	\$ 1,670.33	\$ 1,751.83	4.88%	\$ 4,348.26	\$ 4,429.76	1.87%
MGS-S Customer 9498	\$ 4,638.72	\$ 4,800.51	3.49%	\$ 13,345.15	\$ 13,506.94	1.21%
MGS-S Customer 9499	\$ 1,682.56	\$ 1,777.57	5.65%	\$ 3,925.24	\$ 4,020.25	2.42%
MGS-S Customer 9500	\$ 1,647.06	\$ 1,728.03	4.92%	\$ 4,187.61	\$ 4,268.57	1.93%
MGS-S Customer 9501	\$ 2,126.92	\$ 2,218.70	4.32%	\$ 5,683.13	\$ 5,774.90	1.61%
MGS-S Customer 9502	\$ 1,489.26	\$ 1,566.67	5.20%	\$ 3,690.29	\$ 3,767.71	2.10%
MGS-S Customer 9503	\$ 1,693.68	\$ 1,775.68	4.84%	\$ 4,292.21	\$ 4,374.21	1.91%
MGS-S Customer 9504	\$ 1,774.01	\$ 1,857.81	4.72%	\$ 4,407.17	\$ 4,490.96	1.90%
MGS-S Customer 9505	\$ 1,956.35	\$ 2,044.30	4.50%	\$ 5,218.41	\$ 5,306.35	1.69%
MGS-S Customer 9506	\$ 910.11	\$ 974.48	7.07%	\$ 1,856.73	\$ 1,921.09	3.47%
MGS-S Customer 9507	\$ 4,691.65	\$ 4,854.57	3.47%	\$ 13,716.74	\$ 13,879.67	1.19%
MGS-S Customer 9508	\$ 10,800.11	\$ 11,100.94	2.79%	\$ 33,209.25	\$ 33,510.08	0.91%
MGS-S Customer 9509	\$ 2,800.95	\$ 2,921.21	4.29%	\$ 7,372.28	\$ 7,492.54	1.63%
MGS-S Customer 9510	\$ 2,733.64	\$ 2,852.36	4.34%	\$ 7,380.65	\$ 7,499.37	1.61%
MGS-S Customer 9511	\$ 1,974.48	\$ 2,062.82	4.47%	\$ 5,324.25	\$ 5,412.59	1.66%
MGS-S Customer 9512	\$ 2,009.45	\$ 2,111.84	5.10%	\$ 4,969.50	\$ 5,071.89	2.06%
MGS-S Customer 9513	\$ 1,583.01	\$ 1,662.53	5.02%	\$ 3,985.74	\$ 4,065.26	2.00%
MGS-S Customer 9514	\$ 4,504.92	\$ 4,650.46	3.23%	\$ 13,318.04	\$ 13,463.58	1.09%
MGS-S Customer 9515	\$ 2,205.29	\$ 2,312.54	4.86%	\$ 5,466.90	\$ 5,574.15	1.96%
MGS-S Customer 9516	\$ 2,146.54	\$ 2,252.06	4.92%	\$ 5,541.01	\$ 5,646.53	1.90%
MGS-S Customer 9517	\$ 11,241.35	\$ 11,553.56	2.78%	\$ 34,371.26	\$ 34,683.46	0.91%

Internal Use

Customer	Distribution 8/23 Prices	Distribution 1/24 Prices	Distribution % Difference	Delivery 8/23 Prices	Delivery 1/24 Prices	Delivery % Difference
MGS-S Customer 9518	\$ 2,280.96	\$ 2,389.50	4.76%	\$ 5,750.10	\$ 5,858.64	1.89%
MGS-S Customer 9519	\$ 1,394.81	\$ 1,470.09	5.40%	\$ 3,432.13	\$ 3,507.41	2.19%
MGS-S Customer 9520	\$ 2,711.49	\$ 2,829.75	4.36%	\$ 7,219.26	\$ 7,337.52	1.64%
MGS-S Customer 9521	\$ 3,626.42	\$ 3,765.40	3.83%	\$ 10,340.35	\$ 10,479.33	1.34%
MGS-S Customer 9522	\$ 3,149.68	\$ 3,277.76	4.07%	\$ 8,511.73	\$ 8,639.81	1.50%
MGS-S Customer 9523	\$ 890.92	\$ 954.85	7.18%	\$ 1,769.25	\$ 1,833.18	3.61%
MGS-S Customer 9524	\$ 1,850.14	\$ 1,935.72	4.63%	\$ 4,846.88	\$ 4,932.46	1.77%
MGS-S Customer 9525	\$ 10,697.34	\$ 10,995.84	2.79%	\$ 32,418.32	\$ 32,716.81	0.92%
MGS-S Customer 9526	\$ 1,721.65	\$ 1,817.58	5.57%	\$ 4,098.68	\$ 4,194.61	2.34%
MGS-S Customer 9527	\$ 2,442.35	\$ 2,554.43	4.59%	\$ 6,165.98	\$ 6,278.06	1.82%
MGS-S Customer 9528	\$ 4,746.12	\$ 4,910.25	3.46%	\$ 13,653.03	\$ 13,817.15	1.20%
MGS-S Customer 9529	\$ 2,203.54	\$ 2,297.04	4.24%	\$ 5,975.03	\$ 6,068.52	1.56%
MGS-S Customer 9530	\$ 1,597.86	\$ 1,677.63	4.99%	\$ 3,912.09	\$ 3,991.87	2.04%
MGS-S Customer 9531	\$ 3,171.71	\$ 3,300.30	4.05%	\$ 8,720.50	\$ 8,849.09	1.47%
MGS-S Customer 9532	\$ 1,754.67	\$ 1,838.09	4.75%	\$ 4,497.66	\$ 4,581.08	1.85%
MGS-S Customer 9533	\$ 1,950.11	\$ 2,037.91	4.50%	\$ 5,291.71	\$ 5,379.52	1.66%
MGS-S Customer 9534	\$ 665.09	\$ 737.17	10.84%	\$ 743.43	\$ 815.51	9.70%
MGS-S Customer 9535	\$ 3,501.91	\$ 3,637.98	3.89%	\$ 9,969.11	\$ 10,105.18	1.36%
MGS-S Customer 9536	\$ 1,429.23	\$ 1,505.27	5.32%	\$ 3,457.13	\$ 3,533.17	2.20%
MGS-S Customer 9537	\$ 7,162.45	\$ 7,382.61	3.07%	\$ 20,999.66	\$ 21,219.83	1.05%
MGS-S Customer 9538	\$ 1,636.75	\$ 1,730.82	5.75%	\$ 3,908.35	\$ 4,002.42	2.41%
MGS-S Customer 9539	\$ 1,743.32	\$ 1,839.71	5.53%	\$ 4,155.63	\$ 4,252.01	2.32%
MGS-S Customer 9540	\$ 5,261.09	\$ 5,436.68	3.34%	\$ 15,098.58	\$ 15,274.18	1.16%
MGS-S Customer 9541	\$ 1,315.78	\$ 1,389.28	5.59%	\$ 3,164.18	\$ 3,237.67	2.32%
MGS-S Customer 9542	\$ 2,199.28	\$ 2,292.71	4.25%	\$ 5,986.51	\$ 6,079.94	1.56%
MGS-S Customer 9543	\$ 1,901.55	\$ 2,001.52	5.26%	\$ 4,686.15	\$ 4,786.12	2.13%
MGS-S Customer 9544	\$ 807.64	\$ 869.67	7.68%	\$ 1,524.45	\$ 1,586.48	4.07%
MGS-S Customer 9545	\$ 4,610.52	\$ 4,771.82	3.50%	\$ 13,349.00	\$ 13,510.30	1.21%
MGS-S Customer 9546	\$ 5,033.48	\$ 5,204.15	3.39%	\$ 14,349.71	\$ 14,520.38	1.19%
MGS-S Customer 9547	\$ 1,837.09	\$ 1,935.62	5.36%	\$ 4,435.67	\$ 4,534.20	2.22%
MGS-S Customer 9548	\$ 1,191.17	\$ 1,275.12	7.05%	\$ 2,412.87	\$ 2,496.82	3.48%
MGS-S Customer 9549	\$ 14,781.67	\$ 15,172.79	2.65%	\$ 46,472.58	\$ 46,863.70	0.84%
MGS-S Customer 9550	\$ 2,514.60	\$ 2,615.12	4.00%	\$ 7,005.76	\$ 7,106.28	1.43%
MGS-S Customer 9551	\$ 629.76	\$ 701.04	11.32%	\$ 804.07	\$ 875.35	8.86%
MGS-S Customer 9552	\$ 5,809.71	\$ 5,997.86	3.24%	\$ 17,183.99	\$ 17,372.13	1.09%
MGS-S Customer 9553	\$ 2,163.21	\$ 2,255.82	4.28%	\$ 5,860.04	\$ 5,952.65	1.58%
MGS-S Customer 9554	\$ 1,956.37	\$ 2,057.78	5.18%	\$ 4,826.64	\$ 4,928.05	2.10%
MGS-S Customer 9555	\$ 483.84	\$ 538.56	11.31%	\$ 483.84	\$ 538.56	11.31%
MGS-S Customer 9556	\$ 2,530.92	\$ 2,645.08	4.51%	\$ 6,577.78	\$ 6,691.94	1.74%
MGS-S Customer 9557	\$ 2,079.72	\$ 2,183.70	5.00%	\$ 5,309.91	\$ 5,413.89	1.96%

Internal Use

Customer	Distribution 8/23 Prices	Distribution 1/24 Prices	Distribution % Difference	Delivery 8/23 Prices	Delivery 1/24 Prices	Delivery % Difference
MGS-S Customer 9558	\$ 1,418.05	\$ 1,507.11	6.28%	\$ 3,159.20	\$ 3,248.26	2.82%
MGS-S Customer 9559	\$ 4,482.51	\$ 4,640.73	3.53%	\$ 12,898.58	\$ 13,056.80	1.23%
MGS-S Customer 9560	\$ 6,367.09	\$ 6,567.81	3.15%	\$ 19,158.96	\$ 19,359.68	1.05%
MGS-S Customer 9561	\$ 1,811.21	\$ 1,895.88	4.67%	\$ 4,675.47	\$ 4,760.14	1.81%
MGS-S Customer 9562	\$ 1,069.94	\$ 1,137.89	6.35%	\$ 2,357.13	\$ 2,425.07	2.88%
MGS-S Customer 9563	\$ 5,786.43	\$ 5,974.09	3.24%	\$ 17,183.09	\$ 17,370.75	1.09%
MGS-S Customer 9564	\$ 1,278.22	\$ 1,350.83	5.68%	\$ 2,939.65	\$ 3,012.25	2.47%
MGS-S Customer 9565	\$ 2,664.03	\$ 2,781.18	4.40%	\$ 7,013.54	\$ 7,130.70	1.67%
MGS-S Customer 9566	\$ 10,671.33	\$ 10,977.65	2.87%	\$ 29,806.19	\$ 30,112.51	1.03%
MGS-S Customer 9567	\$ 2,257.10	\$ 2,365.07	4.78%	\$ 5,842.32	\$ 5,950.30	1.85%
MGS-S Customer 9568	\$ 5,940.85	\$ 6,131.96	3.22%	\$ 18,105.80	\$ 18,296.91	1.06%
MGS-S Customer 9569	\$ 4,856.04	\$ 5,022.71	3.43%	\$ 14,030.29	\$ 14,196.95	1.19%
MGS-S Customer 9570	\$ 2,147.34	\$ 2,252.88	4.91%	\$ 5,490.03	\$ 5,595.57	1.92%
MGS-S Customer 9571	\$ 2,809.04	\$ 2,929.51	4.29%	\$ 7,476.10	\$ 7,596.57	1.61%
MGS-S Customer 9572	\$ 2,760.17	\$ 2,879.49	4.32%	\$ 7,355.06	\$ 7,474.38	1.62%
MGS-S Customer 9573	\$ 1,492.24	\$ 1,569.69	5.19%	\$ 3,612.27	\$ 3,689.72	2.14%
MGS-S Customer 9574	\$ 3,402.95	\$ 3,536.80	3.93%	\$ 9,703.69	\$ 9,837.55	1.38%
MGS-S Customer 9575	\$ 1,803.51	\$ 1,901.24	5.42%	\$ 4,360.21	\$ 4,457.94	2.24%
MGS-S Customer 9576	\$ 1,648.00	\$ 1,742.25	5.72%	\$ 3,801.65	\$ 3,895.89	2.48%
MGS-S Customer 9577	\$ 2,241.60	\$ 2,335.97	4.21%	\$ 6,009.07	\$ 6,103.44	1.57%
MGS-S Customer 9578	\$ 1,607.65	\$ 1,700.95	5.80%	\$ 3,636.62	\$ 3,729.91	2.57%
MGS-S Customer 9579	\$ 1,326.35	\$ 1,400.03	5.56%	\$ 3,041.46	\$ 3,115.14	2.42%
MGS-S Customer 9580	\$ 1,972.64	\$ 2,074.56	5.17%	\$ 4,827.01	\$ 4,928.93	2.11%
MGS-S Customer 9581	\$ 818.11	\$ 880.40	7.61%	\$ 1,583.95	\$ 1,646.23	3.93%
MGS-S Customer 9582	\$ 2,001.38	\$ 2,090.36	4.45%	\$ 5,215.86	\$ 5,304.83	1.71%
MGS-S Customer 9583	\$ 11,623.88	\$ 11,945.80	2.77%	\$ 35,120.58	\$ 35,442.50	0.92%
MGS-S Customer 9584	\$ 2,257.79	\$ 2,365.81	4.78%	\$ 5,839.37	\$ 5,947.39	1.85%
MGS-S Customer 9585	\$ 3,347.91	\$ 3,480.54	3.96%	\$ 9,224.96	\$ 9,357.59	1.44%
MGS-S Customer 9586	\$ 1,964.52	\$ 2,065.90	5.16%	\$ 4,845.57	\$ 4,946.96	2.09%
MGS-S Customer 9587	\$ 1,646.89	\$ 1,727.85	4.92%	\$ 4,127.04	\$ 4,208.00	1.96%
MGS-S Customer 9588	\$ 6,678.81	\$ 6,886.65	3.11%	\$ 20,145.19	\$ 20,353.03	1.03%
MGS-S Customer 9589	\$ 2,087.13	\$ 2,191.27	4.99%	\$ 5,245.22	\$ 5,349.36	1.99%
MGS-S Customer 9590	\$ 1,095.70	\$ 1,177.52	7.47%	\$ 2,076.83	\$ 2,158.65	3.94%
MGS-S Customer 9591	\$ 1,724.59	\$ 1,820.52	5.56%	\$ 4,068.56	\$ 4,164.49	2.36%
MGS-S Customer 9592	\$ 10,024.54	\$ 10,307.67	2.82%	\$ 29,771.50	\$ 30,054.64	0.95%
MGS-S Customer 9593	\$ 9,302.72	\$ 9,572.05	2.90%	\$ 27,075.53	\$ 27,344.85	0.99%
MGS-S Customer 9594	\$ 1,560.52	\$ 1,639.56	5.06%	\$ 3,956.83	\$ 4,035.87	2.00%
MGS-S Customer 9595	\$ 1,730.34	\$ 1,813.21	4.79%	\$ 4,495.13	\$ 4,578.00	1.84%
MGS-S Customer 9596	\$ 1,642.79	\$ 1,736.95	5.73%	\$ 3,800.51	\$ 3,894.66	2.48%
MGS-S Customer 9597	\$ 3,044.79	\$ 3,157.29	3.69%	\$ 9,042.41	\$ 9,154.91	1.24%

Internal Use

Customer	Distribution 8/23 Prices	Distribution 1/24 Prices	Distribution % Difference	Delivery 8/23 Prices	Delivery 1/24 Prices	Delivery % Difference
MGS-S Customer 9598	\$ 2,477.34	\$ 2,590.32	4.56%	\$ 6,346.27	\$ 6,459.25	1.78%
MGS-S Customer 9599	\$ 4,477.12	\$ 4,635.27	3.53%	\$ 12,971.77	\$ 13,129.93	1.22%
MGS-S Customer 9600	\$ 2,435.81	\$ 2,547.90	4.60%	\$ 6,369.73	\$ 6,481.82	1.76%
MGS-S Customer 9601	\$ 5,559.03	\$ 5,741.48	3.28%	\$ 16,632.24	\$ 16,814.70	1.10%
MGS-S Customer 9602	\$ 6,470.76	\$ 6,673.84	3.14%	\$ 19,220.54	\$ 19,423.62	1.06%
MGS-S Customer 9603	\$ 1,532.72	\$ 1,611.10	5.11%	\$ 3,761.10	\$ 3,839.48	2.08%
MGS-S Customer 9604	\$ 2,134.86	\$ 2,240.08	4.93%	\$ 5,429.77	\$ 5,534.99	1.94%
MGS-S Customer 9605	\$ 1,931.89	\$ 2,032.55	5.21%	\$ 4,743.20	\$ 4,843.86	2.12%
MGS-S Customer 9606	\$ 1,474.02	\$ 1,551.08	5.23%	\$ 3,594.81	\$ 3,671.87	2.14%
MGS-S Customer 9607	\$ 4,169.67	\$ 4,320.77	3.62%	\$ 11,978.80	\$ 12,129.91	1.26%
MGS-S Customer 9608	\$ 2,024.82	\$ 2,114.30	4.42%	\$ 5,507.58	\$ 5,597.06	1.62%
MGS-S Customer 9609	\$ 1,884.98	\$ 1,971.33	4.58%	\$ 4,933.19	\$ 5,019.53	1.75%
MGS-S Customer 9610	\$ 2,298.78	\$ 2,407.71	4.74%	\$ 5,997.58	\$ 6,106.50	1.82%
MGS-S Customer 9611	\$ 2,025.20	\$ 2,127.97	5.07%	\$ 5,095.03	\$ 5,197.80	2.02%
MGS-S Customer 9612	\$ 3,082.27	\$ 3,208.88	4.11%	\$ 8,484.06	\$ 8,610.67	1.49%
MGS-S Customer 9613	\$ 1,786.86	\$ 1,870.95	4.71%	\$ 4,572.73	\$ 4,656.82	1.84%
MGS-S Customer 9614	\$ 1,617.31	\$ 1,710.88	5.79%	\$ 3,695.85	\$ 3,789.42	2.53%
MGS-S Customer 9615	\$ 1,221.63	\$ 1,306.26	6.93%	\$ 2,520.18	\$ 2,604.82	3.36%
MGS-S Customer 9616	\$ 2,459.67	\$ 2,558.95	4.04%	\$ 6,876.71	\$ 6,975.99	1.44%
MGS-S Customer 9617	\$ 1,346.57	\$ 1,420.76	5.51%	\$ 3,248.03	\$ 3,322.21	2.28%
MGS-S Customer 9618	\$ 2,811.81	\$ 2,932.28	4.28%	\$ 7,503.70	\$ 7,624.17	1.61%
MGS-S Customer 9619	\$ 2,142.39	\$ 2,247.80	4.92%	\$ 5,449.37	\$ 5,554.78	1.93%
MGS-S Customer 9620	\$ 2,852.67	\$ 2,974.10	4.26%	\$ 7,757.70	\$ 7,879.13	1.57%
MGS-S Customer 9621	\$ 1,683.64	\$ 1,778.70	5.65%	\$ 3,940.33	\$ 4,035.39	2.41%
MGS-S Customer 9622	\$ 1,097.11	\$ 1,165.60	6.24%	\$ 2,344.51	\$ 2,413.00	2.92%
MGS-S Customer 9623	\$ 2,764.97	\$ 2,884.43	4.32%	\$ 7,546.53	\$ 7,665.99	1.58%
MGS-S Customer 9624	\$ 1,869.82	\$ 1,969.11	5.31%	\$ 4,587.63	\$ 4,686.91	2.16%
MGS-S Customer 9625	\$ 1,238.53	\$ 1,310.20	5.79%	\$ 2,786.93	\$ 2,858.60	2.57%
MGS-S Customer 9626	\$ 1,812.48	\$ 1,910.45	5.41%	\$ 4,387.71	\$ 4,485.67	2.23%
MGS-S Customer 9627	\$ 4,611.52	\$ 4,772.79	3.50%	\$ 13,711.26	\$ 13,872.53	1.18%
MGS-S Customer 9628	\$ 8,751.90	\$ 9,006.36	2.91%	\$ 26,743.84	\$ 26,998.29	0.95%
MGS-S Customer 9629	\$ 1,895.75	\$ 1,982.30	4.57%	\$ 4,971.80	\$ 5,058.36	1.74%
MGS-S Customer 9630	\$ 1,362.89	\$ 1,437.47	5.47%	\$ 3,255.06	\$ 3,329.64	2.29%
MGS-S Customer 9631	\$ 1,989.20	\$ 2,091.16	5.13%	\$ 4,884.09	\$ 4,986.06	2.09%
MGS-S Customer 9632	\$ 2,064.19	\$ 2,167.83	5.02%	\$ 5,287.35	\$ 5,390.99	1.96%
MGS-S Customer 9633	\$ 2,359.47	\$ 2,469.78	4.68%	\$ 6,181.50	\$ 6,291.81	1.78%
MGS-S Customer 9634	\$ 1,353.59	\$ 1,427.94	5.49%	\$ 3,244.93	\$ 3,319.28	2.29%
MGS-S Customer 9635	\$ 2,008.73	\$ 2,111.13	5.10%	\$ 4,951.39	\$ 5,053.78	2.07%
MGS-S Customer 9636	\$ 2,121.26	\$ 2,226.24	4.95%	\$ 5,412.95	\$ 5,517.92	1.94%
MGS-S Customer 9637	\$ 1,869.26	\$ 1,968.50	5.31%	\$ 4,522.84	\$ 4,622.08	2.19%

Internal Use

Customer	Distribution 8/23 Prices	Distribution 1/24 Prices	Distribution % Difference	Delivery 8/23 Prices	Delivery 1/24 Prices	Delivery % Difference
MGS-S Customer 9638	\$ 2,006.02	\$ 2,095.11	4.44%	\$ 5,319.25	\$ 5,408.33	1.67%
MGS-S Customer 9639	\$ 1,585.28	\$ 1,678.15	5.86%	\$ 3,667.16	\$ 3,760.03	2.53%
MGS-S Customer 9640	\$ 1,929.73	\$ 2,017.13	4.53%	\$ 5,174.11	\$ 5,261.51	1.69%
MGS-S Customer 9641	\$ 3,258.95	\$ 3,389.55	4.01%	\$ 9,060.21	\$ 9,190.82	1.44%
MGS-S Customer 9642	\$ 1,573.15	\$ 1,652.48	5.04%	\$ 3,890.59	\$ 3,969.91	2.04%
MGS-S Customer 9643	\$ 1,757.04	\$ 1,840.52	4.75%	\$ 4,803.32	\$ 4,886.80	1.74%
MGS-S Customer 9644	\$ 1,575.60	\$ 1,668.21	5.88%	\$ 3,611.84	\$ 3,704.44	2.56%
MGS-S Customer 9645	\$ 1,602.42	\$ 1,682.40	4.99%	\$ 4,004.26	\$ 4,084.24	2.00%
MGS-S Customer 9646	\$ 1,519.36	\$ 1,597.41	5.14%	\$ 3,694.49	\$ 3,772.54	2.11%
MGS-S Customer 9647	\$ 3,021.61	\$ 3,146.86	4.15%	\$ 8,442.49	\$ 8,567.74	1.48%
MGS-S Customer 9648	\$ 2,832.62	\$ 2,940.33	3.80%	\$ 7,877.29	\$ 7,985.00	1.37%
MGS-S Customer 9649	\$ 1,073.96	\$ 1,141.98	6.33%	\$ 2,341.64	\$ 2,409.66	2.90%
MGS-S Customer 9650	\$ 1,664.04	\$ 1,758.67	5.69%	\$ 3,869.06	\$ 3,963.70	2.45%
MGS-S Customer 9651	\$ 1,905.17	\$ 1,991.93	4.55%	\$ 5,067.91	\$ 5,154.67	1.71%
MGS-S Customer 9652	\$ 2,086.52	\$ 2,177.37	4.35%	\$ 5,570.00	\$ 5,660.86	1.63%
MGS-S Customer 9653	\$ 4,668.41	\$ 4,830.91	3.48%	\$ 13,639.90	\$ 13,802.39	1.19%
MGS-S Customer 9654	\$ 1,454.90	\$ 1,531.52	5.27%	\$ 3,547.40	\$ 3,624.02	2.16%
MGS-S Customer 9655	\$ 1,628.67	\$ 1,722.48	5.76%	\$ 3,661.68	\$ 3,755.49	2.56%
MGS-S Customer 9656	\$ 2,299.03	\$ 2,407.97	4.74%	\$ 5,745.99	\$ 5,854.94	1.90%
MGS-S Customer 9657	\$ 4,415.74	\$ 4,572.49	3.55%	\$ 12,373.42	\$ 12,530.16	1.27%
MGS-S Customer 9658	\$ 6,753.16	\$ 6,962.61	3.10%	\$ 20,941.35	\$ 21,150.80	1.00%
MGS-S Customer 9659	\$ 3,755.69	\$ 3,897.50	3.78%	\$ 10,435.48	\$ 10,577.30	1.36%
MGS-S Customer 9660	\$ 2,507.59	\$ 2,621.23	4.53%	\$ 6,491.90	\$ 6,605.54	1.75%
MGS-S Customer 9661	\$ 2,491.49	\$ 2,604.75	4.55%	\$ 6,622.84	\$ 6,736.11	1.71%
MGS-S Customer 9662	\$ 2,718.92	\$ 2,837.31	4.35%	\$ 7,278.90	\$ 7,397.30	1.63%
MGS-S Customer 9663	\$ 5,762.15	\$ 5,949.28	3.25%	\$ 17,243.26	\$ 17,430.39	1.09%
MGS-S Customer 9664	\$ 11,139.75	\$ 11,448.09	2.77%	\$ 34,159.90	\$ 34,468.24	0.90%
MGS-S Customer 9665	\$ 3,922.85	\$ 4,068.43	3.71%	\$ 11,339.76	\$ 11,485.34	1.28%
MGS-S Customer 9666	\$ 1,457.77	\$ 1,534.39	5.26%	\$ 3,458.07	\$ 3,534.70	2.22%
MGS-S Customer 9667	\$ 3,057.50	\$ 3,183.57	4.12%	\$ 8,291.10	\$ 8,417.17	1.52%
MGS-S Customer 9668	\$ 1,333.20	\$ 1,407.08	5.54%	\$ 3,171.17	\$ 3,245.05	2.33%
MGS-S Customer 9669	\$ 3,357.97	\$ 3,490.86	3.96%	\$ 9,424.98	\$ 9,557.86	1.41%
MGS-S Customer 9670	\$ 1,136.68	\$ 1,206.12	6.11%	\$ 2,560.37	\$ 2,629.81	2.71%
MGS-S Customer 9671	\$ 1,654.45	\$ 1,748.78	5.70%	\$ 3,768.54	\$ 3,862.87	2.50%
MGS-S Customer 9672	\$ 1,254.59	\$ 1,326.75	5.75%	\$ 3,007.70	\$ 3,079.87	2.40%
MGS-S Customer 9673	\$ 6,943.43	\$ 7,157.11	3.08%	\$ 21,058.79	\$ 21,272.47	1.01%
MGS-S Customer 9674	\$ 6,021.21	\$ 6,214.18	3.20%	\$ 18,090.31	\$ 18,283.28	1.07%
MGS-S Customer 9675	\$ 1,442.77	\$ 1,519.12	5.29%	\$ 3,521.61	\$ 3,597.96	2.17%
MGS-S Customer 9676	\$ 1,613.29	\$ 1,693.50	4.97%	\$ 4,150.54	\$ 4,230.75	1.93%
MGS-S Customer 9677	\$ 1,479.41	\$ 1,556.66	5.22%	\$ 3,742.87	\$ 3,820.12	2.06%

Internal Use

Customer	Distribution 8/23 Prices	Distribution 1/24 Prices	Distribution % Difference	Delivery 8/23 Prices	Delivery 1/24 Prices	Delivery % Difference
MGS-S Customer 9678	\$ 3,400.60	\$ 3,534.23	3.93%	\$ 9,215.39	\$ 9,349.02	1.45%
MGS-S Customer 9679	\$ 1,602.38	\$ 1,682.36	4.99%	\$ 4,073.84	\$ 4,153.81	1.96%
MGS-S Customer 9680	\$ 1,676.60	\$ 1,758.19	4.87%	\$ 4,228.62	\$ 4,310.22	1.93%
MGS-S Customer 9681	\$ 2,064.57	\$ 2,154.90	4.38%	\$ 5,474.76	\$ 5,565.08	1.65%
MGS-S Customer 9682	\$ 2,901.72	\$ 3,024.24	4.22%	\$ 7,857.19	\$ 7,979.72	1.56%
MGS-S Customer 9683	\$ 1,994.45	\$ 2,096.62	5.12%	\$ 5,128.37	\$ 5,230.53	1.99%
MGS-S Customer 9684	\$ 2,090.24	\$ 2,194.50	4.99%	\$ 5,317.84	\$ 5,422.10	1.96%
MGS-S Customer 9685	\$ 2,767.76	\$ 2,887.26	4.32%	\$ 7,359.32	\$ 7,478.82	1.62%
MGS-S Customer 9686	\$ 1,230.43	\$ 1,302.02	5.82%	\$ 2,909.06	\$ 2,980.65	2.46%
MGS-S Customer 9687	\$ 9,009.36	\$ 9,269.57	2.89%	\$ 27,669.11	\$ 27,929.32	0.94%
MGS-S Customer 9688	\$ 1,276.65	\$ 1,362.52	6.73%	\$ 2,676.31	\$ 2,762.18	3.21%
MGS-S Customer 9689	\$ 2,444.32	\$ 2,556.53	4.59%	\$ 6,421.13	\$ 6,533.34	1.75%
MGS-S Customer 9690	\$ 2,207.36	\$ 2,314.23	4.84%	\$ 5,699.95	\$ 5,806.83	1.88%
MGS-S Customer 9691	\$ 1,062.74	\$ 1,143.78	7.63%	\$ 2,037.72	\$ 2,118.76	3.98%
MGS-S Customer 9692	\$ 1,747.20	\$ 1,843.65	5.52%	\$ 4,152.03	\$ 4,248.48	2.32%
MGS-S Customer 9693	\$ 4,246.90	\$ 4,399.88	3.60%	\$ 12,408.03	\$ 12,561.01	1.23%
MGS-S Customer 9694	\$ 1,917.03	\$ 2,004.09	4.54%	\$ 5,090.56	\$ 5,177.62	1.71%
MGS-S Customer 9695	\$ 1,525.80	\$ 1,604.01	5.13%	\$ 3,744.03	\$ 3,822.24	2.09%
MGS-S Customer 9696	\$ 1,484.56	\$ 1,561.85	5.21%	\$ 3,625.88	\$ 3,703.16	2.13%
MGS-S Customer 9697	\$ 2,170.23	\$ 2,276.25	4.89%	\$ 5,552.74	\$ 5,658.76	1.91%
MGS-S Customer 9698	\$ 2,541.51	\$ 2,655.94	4.50%	\$ 6,993.42	\$ 7,107.85	1.64%
MGS-S Customer 9699	\$ 3,001.97	\$ 3,126.77	4.16%	\$ 8,309.09	\$ 8,433.90	1.50%
MGS-S Customer 9700	\$ 1,431.90	\$ 1,521.34	6.25%	\$ 3,259.88	\$ 3,349.31	2.74%
MGS-S Customer 9701	\$ 1,993.46	\$ 2,095.53	5.12%	\$ 4,940.14	\$ 5,042.21	2.07%
MGS-S Customer 9702	\$ 3,950.51	\$ 4,096.73	3.70%	\$ 11,294.50	\$ 11,440.72	1.29%
MGS-S Customer 9703	\$ 1,287.88	\$ 1,374.01	6.69%	\$ 2,723.01	\$ 2,809.14	3.16%
MGS-S Customer 9704	\$ 1,286.86	\$ 1,359.68	5.66%	\$ 3,038.52	\$ 3,111.35	2.40%
MGS-S Customer 9705	\$ 2,424.09	\$ 2,522.62	4.06%	\$ 6,810.86	\$ 6,909.40	1.45%
MGS-S Customer 9706	\$ 1,470.27	\$ 1,547.25	5.24%	\$ 3,609.93	\$ 3,686.90	2.13%
MGS-S Customer 9707	\$ 14,446.78	\$ 14,831.31	2.66%	\$ 45,078.93	\$ 45,463.46	0.85%
MGS-S Customer 9708	\$ 2,613.84	\$ 2,716.62	3.93%	\$ 7,185.63	\$ 7,288.41	1.43%
MGS-S Customer 9709	\$ 3,525.07	\$ 3,661.65	3.87%	\$ 9,859.19	\$ 9,995.77	1.39%
MGS-S Customer 9710	\$ 3,194.12	\$ 3,323.90	4.06%	\$ 8,651.08	\$ 8,780.87	1.50%
MGS-S Customer 9711	\$ 1,784.29	\$ 1,881.60	5.45%	\$ 4,247.94	\$ 4,345.25	2.29%
MGS-S Customer 9712	\$ 3,786.95	\$ 3,929.44	3.76%	\$ 10,558.11	\$ 10,700.60	1.35%
MGS-S Customer 9713	\$ 3,109.84	\$ 3,237.08	4.09%	\$ 8,657.47	\$ 8,784.70	1.47%
MGS-S Customer 9714	\$ 4,567.01	\$ 4,727.13	3.51%	\$ 13,721.79	\$ 13,881.91	1.17%
MGS-S Customer 9715	\$ 1,259.97	\$ 1,345.47	6.79%	\$ 2,655.43	\$ 2,740.94	3.22%
MGS-S Customer 9716	\$ 1,539.86	\$ 1,618.45	5.10%	\$ 3,865.81	\$ 3,944.39	2.03%
MGS-S Customer 9717	\$ 2,551.76	\$ 2,666.40	4.49%	\$ 6,869.45	\$ 6,984.09	1.67%

Internal Use

Customer	Distribution 8/23 Prices	Distribution 1/24 Prices	Distribution % Difference	Delivery 8/23 Prices	Delivery 1/24 Prices	Delivery % Difference
MGS-S Customer 9718	\$ 1,882.98	\$ 1,969.27	4.58%	\$ 4,950.09	\$ 5,036.38	1.74%
MGS-S Customer 9719	\$ 1,536.04	\$ 1,627.77	5.97%	\$ 3,564.20	\$ 3,655.93	2.57%
MGS-S Customer 9720	\$ 9,438.59	\$ 9,708.66	2.86%	\$ 30,217.91	\$ 30,487.98	0.89%
MGS-S Customer 9721	\$ 7,229.39	\$ 7,449.60	3.05%	\$ 21,842.60	\$ 22,062.82	1.01%
MGS-S Customer 9722	\$ 2,054.98	\$ 2,158.42	5.03%	\$ 5,178.95	\$ 5,282.38	2.00%
MGS-S Customer 9723	\$ 18,631.51	\$ 19,108.86	2.56%	\$ 59,684.57	\$ 60,161.93	0.80%
MGS-S Customer 9724	\$ 1,950.52	\$ 2,051.58	5.18%	\$ 4,829.16	\$ 4,930.22	2.09%
MGS-S Customer 9725	\$ 5,494.15	\$ 5,675.18	3.29%	\$ 16,505.08	\$ 16,686.12	1.10%
MGS-S Customer 9726	\$ 1,802.49	\$ 1,900.23	5.42%	\$ 4,417.18	\$ 4,514.93	2.21%
MGS-S Customer 9727	\$ 1,440.17	\$ 1,529.75	6.22%	\$ 3,233.42	\$ 3,323.00	2.77%
MGS-S Customer 9728	\$ 3,887.60	\$ 4,032.39	3.72%	\$ 11,256.83	\$ 11,401.62	1.29%
MGS-S Customer 9729	\$ 1,173.99	\$ 1,244.28	5.99%	\$ 2,683.16	\$ 2,753.44	2.62%
MGS-S Customer 9730	\$ 2,414.11	\$ 2,525.69	4.62%	\$ 6,403.22	\$ 6,514.80	1.74%
MGS-S Customer 9731	\$ 4,253.54	\$ 4,393.32	3.29%	\$ 12,795.78	\$ 12,935.57	1.09%
MGS-S Customer 9732	\$ 2,029.76	\$ 2,132.63	5.07%	\$ 5,234.39	\$ 5,337.26	1.97%
MGS-S Customer 9733	\$ 1,480.61	\$ 1,571.09	6.11%	\$ 3,355.10	\$ 3,445.59	2.70%
MGS-S Customer 9734	\$ 2,779.31	\$ 2,885.80	3.83%	\$ 7,798.75	\$ 7,905.24	1.37%
MGS-S Customer 9735	\$ 3,658.04	\$ 3,797.65	3.82%	\$ 10,031.11	\$ 10,170.72	1.39%
MGS-S Customer 9736	\$ 2,104.53	\$ 2,209.08	4.97%	\$ 5,371.64	\$ 5,476.19	1.95%
MGS-S Customer 9737	\$ 2,589.92	\$ 2,692.15	3.95%	\$ 7,370.74	\$ 7,472.98	1.39%
MGS-S Customer 9738	\$ 5,075.34	\$ 5,246.93	3.38%	\$ 14,766.71	\$ 14,938.30	1.16%
MGS-S Customer 9739	\$ 3,411.12	\$ 3,531.87	3.54%	\$ 9,935.29	\$ 10,056.04	1.22%
MGS-S Customer 9740	\$ 2,028.47	\$ 2,131.29	5.07%	\$ 5,051.56	\$ 5,154.38	2.04%
MGS-S Customer 9741	\$ 3,790.65	\$ 3,933.23	3.76%	\$ 10,950.48	\$ 11,093.06	1.30%
MGS-S Customer 9742	\$ 3,568.67	\$ 3,706.28	3.86%	\$ 9,783.78	\$ 9,921.40	1.41%
MGS-S Customer 9743	\$ 2,193.77	\$ 2,300.36	4.86%	\$ 5,615.86	\$ 5,722.44	1.90%
MGS-S Customer 9744	\$ 4,680.92	\$ 4,843.68	3.48%	\$ 13,397.23	\$ 13,559.99	1.21%
MGS-S Customer 9745	\$ 2,781.08	\$ 2,887.61	3.83%	\$ 7,876.72	\$ 7,983.25	1.35%
MGS-S Customer 9746	\$ 810.56	\$ 885.93	9.30%	\$ 1,216.06	\$ 1,291.43	6.20%
MGS-S Customer 9747	\$ 4,899.17	\$ 5,066.88	3.42%	\$ 14,359.69	\$ 14,527.41	1.17%
MGS-S Customer 9748	\$ 1,928.77	\$ 2,016.08	4.53%	\$ 4,963.89	\$ 5,051.20	1.76%
MGS-S Customer 9749	\$ 2,853.68	\$ 2,975.12	4.26%	\$ 7,804.92	\$ 7,926.36	1.56%
MGS-S Customer 9750	\$ 1,864.09	\$ 1,963.24	5.32%	\$ 4,525.74	\$ 4,624.88	2.19%
MGS-S Customer 9751	\$ 3,084.99	\$ 3,211.65	4.11%	\$ 8,571.49	\$ 8,698.15	1.48%
MGS-S Customer 9752	\$ 2,131.24	\$ 2,236.40	4.93%	\$ 5,371.19	\$ 5,476.34	1.96%
MGS-S Customer 9753	\$ 4,523.87	\$ 4,682.88	3.51%	\$ 13,002.59	\$ 13,161.60	1.22%
MGS-S Customer 9754	\$ 1,601.42	\$ 1,694.61	5.82%	\$ 3,725.87	\$ 3,819.06	2.50%
MGS-S Customer 9755	\$ 1,595.56	\$ 1,675.40	5.00%	\$ 4,051.44	\$ 4,131.28	1.97%
MGS-S Customer 9756	\$ 1,832.84	\$ 1,917.95	4.64%	\$ 4,740.09	\$ 4,825.21	1.80%
MGS-S Customer 9757	\$ 1,122.44	\$ 1,191.62	6.16%	\$ 2,570.11	\$ 2,639.28	2.69%

Internal Use

Customer	Distribution 8/23 Prices	Distribution 1/24 Prices	Distribution % Difference	Delivery 8/23 Prices	Delivery 1/24 Prices	Delivery % Difference
MGS-S Customer 9758	\$ 3,359.19	\$ 3,492.07	3.96%	\$ 9,204.70	\$ 9,337.58	1.44%
MGS-S Customer 9759	\$ 2,942.89	\$ 3,066.35	4.20%	\$ 7,995.17	\$ 8,118.63	1.54%
MGS-S Customer 9760	\$ 1,112.60	\$ 1,194.76	7.38%	\$ 2,156.47	\$ 2,238.63	3.81%
MGS-S Customer 9761	\$ 3,189.14	\$ 3,318.17	4.05%	\$ 8,913.85	\$ 9,042.88	1.45%
MGS-S Customer 9762	\$ 2,417.92	\$ 2,529.53	4.62%	\$ 6,385.86	\$ 6,497.48	1.75%
MGS-S Customer 9763	\$ 1,736.02	\$ 1,832.26	5.54%	\$ 4,204.35	\$ 4,300.59	2.29%
MGS-S Customer 9764	\$ 7,114.45	\$ 7,332.03	3.06%	\$ 21,152.53	\$ 21,370.10	1.03%
MGS-S Customer 9765	\$ 1,484.05	\$ 1,574.63	6.10%	\$ 3,412.65	\$ 3,503.23	2.65%
MGS-S Customer 9766	\$ 3,510.58	\$ 3,646.81	3.88%	\$ 9,927.30	\$ 10,063.53	1.37%
MGS-S Customer 9767	\$ 1,632.35	\$ 1,712.96	4.94%	\$ 4,096.36	\$ 4,176.97	1.97%
MGS-S Customer 9768	\$ 3,279.17	\$ 3,412.89	4.08%	\$ 8,118.58	\$ 8,252.31	1.65%
MGS-S Customer 9769	\$ 1,869.87	\$ 1,955.86	4.60%	\$ 4,936.57	\$ 5,022.56	1.74%
MGS-S Customer 9770	\$ 945.71	\$ 1,010.85	6.89%	\$ 1,956.48	\$ 2,021.62	3.33%
MGS-S Customer 9771	\$ 2,719.09	\$ 2,824.29	3.87%	\$ 7,574.55	\$ 7,679.75	1.39%
MGS-S Customer 9772	\$ 1,849.39	\$ 1,948.18	5.34%	\$ 4,535.03	\$ 4,633.82	2.18%
MGS-S Customer 9773	\$ 20,714.02	\$ 21,238.52	2.53%	\$ 64,595.20	\$ 65,119.70	0.81%
MGS-S Customer 9774	\$ 797.20	\$ 872.25	9.41%	\$ 1,174.21	\$ 1,249.27	6.39%
MGS-S Customer 9775	\$ 1,713.66	\$ 1,809.41	5.59%	\$ 4,239.68	\$ 4,335.43	2.26%
MGS-S Customer 9776	\$ 3,281.81	\$ 3,412.93	4.00%	\$ 9,315.29	\$ 9,446.41	1.41%
MGS-S Customer 9777	\$ 5,767.19	\$ 5,954.39	3.25%	\$ 17,553.06	\$ 17,740.26	1.07%
MGS-S Customer 9778	\$ 1,934.52	\$ 2,021.95	4.52%	\$ 5,023.21	\$ 5,110.65	1.74%
MGS-S Customer 9779	\$ 1,032.77	\$ 1,113.14	7.78%	\$ 1,953.51	\$ 2,033.89	4.11%
MGS-S Customer 9780	\$ 3,702.75	\$ 3,843.35	3.80%	\$ 10,470.85	\$ 10,611.45	1.34%
MGS-S Customer 9781	\$ 907.95	\$ 985.52	8.54%	\$ 1,538.05	\$ 1,615.63	5.04%
MGS-S Customer 9782	\$ 2,275.29	\$ 2,383.73	4.77%	\$ 5,926.15	\$ 6,034.59	1.83%
MGS-S Customer 9783	\$ 3,641.21	\$ 3,780.51	3.83%	\$ 10,360.46	\$ 10,499.76	1.34%
MGS-S Customer 9784	\$ 1,578.68	\$ 1,671.36	5.87%	\$ 3,659.18	\$ 3,751.86	2.53%
MGS-S Customer 9785	\$ 9,813.01	\$ 10,097.07	2.89%	\$ 27,606.48	\$ 27,890.54	1.03%
MGS-S Customer 9786	\$ 5,232.30	\$ 5,407.54	3.35%	\$ 14,960.32	\$ 15,135.55	1.17%
MGS-S Customer 9787	\$ 1,633.46	\$ 1,727.39	5.75%	\$ 3,852.51	\$ 3,946.45	2.44%
MGS-S Customer 9788	\$ 1,632.40	\$ 1,726.32	5.75%	\$ 3,816.04	\$ 3,909.96	2.46%
MGS-S Customer 9789	\$ 4,132.10	\$ 4,282.38	3.64%	\$ 11,848.57	\$ 11,998.85	1.27%
MGS-S Customer 9790	\$ 1,149.32	\$ 1,219.10	6.07%	\$ 2,649.25	\$ 2,719.03	2.63%
MGS-S Customer 9791	\$ 2,337.61	\$ 2,447.43	4.70%	\$ 6,164.99	\$ 6,274.80	1.78%
MGS-S Customer 9792	\$ 1,040.65	\$ 1,107.89	6.46%	\$ 2,159.32	\$ 2,226.55	3.11%
MGS-S Customer 9793	\$ 3,543.15	\$ 3,680.21	3.87%	\$ 10,180.44	\$ 10,317.50	1.35%
MGS-S Customer 9794	\$ 5,509.35	\$ 5,690.79	3.29%	\$ 16,463.99	\$ 16,645.44	1.10%
MGS-S Customer 9795	\$ 2,062.50	\$ 2,166.11	5.02%	\$ 5,182.16	\$ 5,285.77	2.00%
MGS-S Customer 9796	\$ 1,829.08	\$ 1,914.17	4.65%	\$ 4,744.10	\$ 4,829.19	1.79%
MGS-S Customer 9797	\$ 1,325.83	\$ 1,412.81	6.56%	\$ 2,851.20	\$ 2,938.17	3.05%

Internal Use

Customer	Distribution 8/23 Prices	Distribution 1/24 Prices	Distribution % Difference	Delivery 8/23 Prices	Delivery 1/24 Prices	Delivery % Difference
MGS-S Customer 9798	\$ 2,314.22	\$ 2,423.51	4.72%	\$ 5,820.84	\$ 5,930.12	1.88%
MGS-S Customer 9799	\$ 1,273.31	\$ 1,345.83	5.70%	\$ 3,001.97	\$ 3,074.50	2.42%
MGS-S Customer 9800	\$ 1,733.87	\$ 1,830.10	5.55%	\$ 4,109.93	\$ 4,206.16	2.34%
MGS-S Customer 9801	\$ 1,125.59	\$ 1,194.79	6.15%	\$ 2,536.81	\$ 2,606.01	2.73%
MGS-S Customer 9802	\$ 1,753.96	\$ 1,837.33	4.75%	\$ 4,560.08	\$ 4,643.46	1.83%
MGS-S Customer 9803	\$ 927.38	\$ 1,005.38	8.41%	\$ 1,628.13	\$ 1,706.13	4.79%
MGS-S Customer 9804	\$ 4,546.56	\$ 4,706.22	3.51%	\$ 13,191.17	\$ 13,350.83	1.21%
MGS-S Customer 9805	\$ 1,453.72	\$ 1,543.65	6.19%	\$ 3,297.52	\$ 3,387.45	2.73%
MGS-S Customer 9806	\$ 1,338.59	\$ 1,412.61	5.53%	\$ 3,189.29	\$ 3,263.30	2.32%
MGS-S Customer 9807	\$ 1,537.88	\$ 1,629.63	5.97%	\$ 3,499.25	\$ 3,591.01	2.62%
MGS-S Customer 9808	\$ 1,153.99	\$ 1,223.79	6.05%	\$ 2,570.83	\$ 2,640.63	2.72%
MGS-S Customer 9809	\$ 2,814.97	\$ 2,935.55	4.28%	\$ 7,597.50	\$ 7,718.08	1.59%
MGS-S Customer 9810	\$ 2,980.23	\$ 3,091.27	3.73%	\$ 8,588.98	\$ 8,700.02	1.29%
MGS-S Customer 9811	\$ 4,403.85	\$ 4,560.68	3.56%	\$ 12,645.33	\$ 12,802.16	1.24%
MGS-S Customer 9812	\$ 2,408.17	\$ 2,519.51	4.62%	\$ 6,173.36	\$ 6,284.70	1.80%
MGS-S Customer 9813	\$ 2,476.69	\$ 2,589.61	4.56%	\$ 6,384.30	\$ 6,497.22	1.77%
MGS-S Customer 9814	\$ 4,863.62	\$ 5,030.41	3.43%	\$ 14,167.05	\$ 14,333.84	1.18%
MGS-S Customer 9815	\$ 2,663.35	\$ 2,780.51	4.40%	\$ 7,086.72	\$ 7,203.88	1.65%
MGS-S Customer 9816	\$ 2,435.57	\$ 2,547.59	4.60%	\$ 6,568.54	\$ 6,680.56	1.71%
MGS-S Customer 9817	\$ 8,060.21	\$ 8,304.24	3.03%	\$ 22,308.41	\$ 22,552.44	1.09%
MGS-S Customer 9818	\$ 6,651.37	\$ 6,860.40	3.14%	\$ 19,067.34	\$ 19,276.37	1.10%
MGS-S Customer 9819	\$ 1,509.33	\$ 1,587.17	5.16%	\$ 3,726.96	\$ 3,804.80	2.09%
MGS-S Customer 9820	\$ 2,541.28	\$ 2,655.71	4.50%	\$ 6,619.07	\$ 6,733.49	1.73%
MGS-S Customer 9821	\$ 1,736.07	\$ 1,832.34	5.55%	\$ 4,136.67	\$ 4,232.93	2.33%
MGS-S Customer 9822	\$ 1,742.04	\$ 1,825.12	4.77%	\$ 4,381.48	\$ 4,464.56	1.90%
MGS-S Customer 9823	\$ 848.00	\$ 910.96	7.42%	\$ 1,817.33	\$ 1,880.30	3.46%
MGS-S Customer 9824	\$ 1,759.20	\$ 1,842.71	4.75%	\$ 4,671.09	\$ 4,754.60	1.79%
MGS-S Customer 9825	\$ 3,272.27	\$ 3,389.89	3.59%	\$ 9,569.79	\$ 9,687.41	1.23%
MGS-S Customer 9826	\$ 1,811.36	\$ 1,909.28	5.41%	\$ 4,375.78	\$ 4,473.71	2.24%
MGS-S Customer 9827	\$ 692.67	\$ 752.12	8.58%	\$ 1,165.68	\$ 1,225.13	5.10%
MGS-S Customer 9828	\$ 3,710.67	\$ 3,853.33	3.84%	\$ 9,741.65	\$ 9,884.31	1.46%
MGS-S Customer 9829	\$ 1,216.54	\$ 1,287.78	5.86%	\$ 2,816.38	\$ 2,887.62	2.53%
MGS-S Customer 9830	\$ 1,450.15	\$ 1,526.67	5.28%	\$ 3,588.08	\$ 3,664.60	2.13%
MGS-S Customer 9831	\$ 2,899.18	\$ 3,008.38	3.77%	\$ 8,112.30	\$ 8,221.50	1.35%
MGS-S Customer 9832	\$ 1,593.05	\$ 1,686.06	5.84%	\$ 3,751.47	\$ 3,844.47	2.48%
MGS-S Customer 9833	\$ 1,983.97	\$ 2,072.53	4.46%	\$ 5,207.13	\$ 5,295.69	1.70%
MGS-S Customer 9834	\$ 2,912.07	\$ 3,036.49	4.27%	\$ 7,495.31	\$ 7,619.74	1.66%
MGS-S Customer 9835	\$ 6,242.48	\$ 6,440.58	3.17%	\$ 18,406.92	\$ 18,605.01	1.08%
MGS-S Customer 9836	\$ 605.73	\$ 663.21	9.49%	\$ 1,106.34	\$ 1,163.82	5.20%
MGS-S Customer 9837	\$ 2,468.12	\$ 2,580.88	4.57%	\$ 6,683.45	\$ 6,796.21	1.69%

Internal Use

Customer	Distribution 8/23 Prices	Distribution 1/24 Prices	Distribution % Difference	Delivery 8/23 Prices	Delivery 1/24 Prices	Delivery % Difference
MGS-S Customer 9838	\$ 2,168.78	\$ 2,261.54	4.28%	\$ 5,838.99	\$ 5,931.74	1.59%
MGS-S Customer 9839	\$ 3,118.35	\$ 3,245.77	4.09%	\$ 8,568.60	\$ 8,696.01	1.49%
MGS-S Customer 9840	\$ 1,694.72	\$ 1,776.74	4.84%	\$ 4,326.47	\$ 4,408.48	1.90%
MGS-S Customer 9841	\$ 1,767.36	\$ 1,851.05	4.74%	\$ 4,612.15	\$ 4,695.83	1.81%
MGS-S Customer 9842	\$ 2,369.50	\$ 2,480.03	4.66%	\$ 6,372.43	\$ 6,482.96	1.73%
MGS-S Customer 9843	\$ 3,123.59	\$ 3,251.16	4.08%	\$ 8,515.09	\$ 8,642.66	1.50%
MGS-S Customer 9844	\$ 3,332.19	\$ 3,464.45	3.97%	\$ 9,322.19	\$ 9,454.44	1.42%
MGS-S Customer 9845	\$ 2,568.20	\$ 2,669.99	3.96%	\$ 7,164.31	\$ 7,266.09	1.42%
MGS-S Customer 9846	\$ 3,979.90	\$ 4,126.78	3.69%	\$ 11,468.70	\$ 11,615.58	1.28%
MGS-S Customer 9847	\$ 5,211.72	\$ 5,386.51	3.35%	\$ 15,460.80	\$ 15,635.60	1.13%
MGS-S Customer 9848	\$ 2,556.86	\$ 2,671.61	4.49%	\$ 6,760.44	\$ 6,875.20	1.70%
MGS-S Customer 9849	\$ 3,781.13	\$ 3,924.01	3.78%	\$ 10,459.32	\$ 10,602.20	1.37%
MGS-S Customer 9850	\$ 1,800.34	\$ 1,884.79	4.69%	\$ 4,623.07	\$ 4,707.51	1.83%
MGS-S Customer 9851	\$ 10,599.87	\$ 10,896.16	2.80%	\$ 32,296.45	\$ 32,592.74	0.92%
MGS-S Customer 9852	\$ 3,945.57	\$ 4,093.69	3.75%	\$ 10,156.38	\$ 10,304.51	1.46%
MGS-S Customer 9853	\$ 1,331.74	\$ 1,405.61	5.55%	\$ 3,235.78	\$ 3,309.65	2.28%
MGS-S Customer 9854	\$ 19,671.09	\$ 20,172.07	2.55%	\$ 60,801.34	\$ 61,302.31	0.82%
MGS-S Customer 9855	\$ 2,852.22	\$ 2,973.66	4.26%	\$ 7,922.80	\$ 8,044.24	1.53%
MGS-S Customer 9856	\$ 5,614.55	\$ 5,798.19	3.27%	\$ 16,448.23	\$ 16,631.87	1.12%
MGS-S Customer 9857	\$ 2,003.71	\$ 2,092.72	4.44%	\$ 5,309.93	\$ 5,398.94	1.68%
MGS-S Customer 9858	\$ 1,254.68	\$ 1,326.71	5.74%	\$ 2,805.37	\$ 2,877.40	2.57%
MGS-S Customer 9859	\$ 2,589.92	\$ 2,692.17	3.95%	\$ 7,267.67	\$ 7,369.93	1.41%
MGS-S Customer 9860	\$ 7,275.39	\$ 7,496.57	3.04%	\$ 21,442.20	\$ 21,663.39	1.03%
MGS-S Customer 9861	\$ 2,544.95	\$ 2,659.45	4.50%	\$ 6,783.64	\$ 6,898.14	1.69%
MGS-S Customer 9862	\$ 1,755.08	\$ 1,838.51	4.75%	\$ 4,489.09	\$ 4,572.52	1.86%
MGS-S Customer 9863	\$ 1,662.77	\$ 1,757.38	5.69%	\$ 3,931.73	\$ 4,026.34	2.41%
MGS-S Customer 9864	\$ 2,331.80	\$ 2,441.49	4.70%	\$ 6,174.95	\$ 6,284.64	1.78%
MGS-S Customer 9865	\$ 2,634.94	\$ 2,751.48	4.42%	\$ 7,055.34	\$ 7,171.88	1.65%
MGS-S Customer 9866	\$ 2,320.11	\$ 2,429.50	4.71%	\$ 5,991.98	\$ 6,101.37	1.83%
MGS-S Customer 9867	\$ 1,837.28	\$ 1,935.78	5.36%	\$ 4,440.12	\$ 4,538.63	2.22%
MGS-S Customer 9868	\$ 2,231.56	\$ 2,338.96	4.81%	\$ 5,708.46	\$ 5,815.86	1.88%
MGS-S Customer 9869	\$ 4,619.83	\$ 4,781.23	3.49%	\$ 13,385.09	\$ 13,546.50	1.21%
MGS-S Customer 9870	\$ 2,014.93	\$ 2,117.48	5.09%	\$ 5,048.06	\$ 5,150.60	2.03%
MGS-S Customer 9871	\$ 983.50	\$ 1,062.77	8.06%	\$ 1,777.03	\$ 1,856.29	4.46%
MGS-S Customer 9872	\$ 3,418.09	\$ 3,552.34	3.93%	\$ 9,527.20	\$ 9,661.45	1.41%
MGS-S Customer 9873	\$ 1,885.16	\$ 1,984.79	5.28%	\$ 4,692.28	\$ 4,791.92	2.12%
MGS-S Customer 9874	\$ 1,866.54	\$ 1,952.46	4.60%	\$ 4,895.87	\$ 4,981.79	1.75%
MGS-S Customer 9875	\$ 2,119.59	\$ 2,224.47	4.95%	\$ 5,472.73	\$ 5,577.62	1.92%
MGS-S Customer 9876	\$ 1,576.48	\$ 1,669.12	5.88%	\$ 3,671.58	\$ 3,764.22	2.52%
MGS-S Customer 9877	\$ 5,354.01	\$ 5,531.86	3.32%	\$ 15,207.15	\$ 15,385.00	1.17%

Internal Use

Customer	Distribution 8/23 Prices	Distribution 1/24 Prices	Distribution % Difference	Delivery 8/23 Prices	Delivery 1/24 Prices	Delivery % Difference
MGS-S Customer 9878	\$ 1,714.22	\$ 1,809.97	5.59%	\$ 4,082.24	\$ 4,177.99	2.35%
MGS-S Customer 9879	\$ 1,942.40	\$ 2,030.03	4.51%	\$ 5,205.55	\$ 5,293.18	1.68%
MGS-S Customer 9880	\$ 1,520.06	\$ 1,598.09	5.13%	\$ 3,660.36	\$ 3,738.39	2.13%
MGS-S Customer 9881	\$ 1,306.72	\$ 1,379.95	5.60%	\$ 3,002.15	\$ 3,075.39	2.44%
MGS-S Customer 9882	\$ 3,451.53	\$ 3,586.44	3.91%	\$ 9,412.58	\$ 9,547.49	1.43%
MGS-S Customer 9883	\$ 4,330.28	\$ 4,485.48	3.58%	\$ 12,249.91	\$ 12,405.11	1.27%
MGS-S Customer 9884	\$ 5,286.02	\$ 5,462.33	3.34%	\$ 15,954.16	\$ 16,130.48	1.11%
MGS-S Customer 9885	\$ 3,533.44	\$ 3,670.25	3.87%	\$ 10,039.10	\$ 10,175.92	1.36%
MGS-S Customer 9886	\$ 1,557.95	\$ 1,636.90	5.07%	\$ 3,945.69	\$ 4,024.64	2.00%
MGS-S Customer 9887	\$ 3,066.93	\$ 3,193.20	4.12%	\$ 8,356.20	\$ 8,482.47	1.51%
MGS-S Customer 9888	\$ 3,027.85	\$ 3,153.22	4.14%	\$ 8,461.62	\$ 8,587.00	1.48%
MGS-S Customer 9889	\$ 1,844.84	\$ 1,930.28	4.63%	\$ 4,699.76	\$ 4,785.20	1.82%
MGS-S Customer 9890	\$ 9,220.26	\$ 9,485.55	2.88%	\$ 28,087.79	\$ 28,353.09	0.94%
MGS-S Customer 9891	\$ 1,559.20	\$ 1,651.49	5.92%	\$ 3,672.37	\$ 3,764.67	2.51%
MGS-S Customer 9892	\$ 1,361.04	\$ 1,448.82	6.45%	\$ 2,971.47	\$ 3,059.25	2.95%
MGS-S Customer 9893	\$ 8,208.63	\$ 8,450.75	2.95%	\$ 24,673.13	\$ 24,915.25	0.98%
MGS-S Customer 9894	\$ 2,209.85	\$ 2,316.74	4.84%	\$ 5,577.05	\$ 5,683.94	1.92%
MGS-S Customer 9895	\$ 3,135.35	\$ 3,263.15	4.08%	\$ 8,565.51	\$ 8,693.32	1.49%
MGS-S Customer 9896	\$ 2,012.41	\$ 2,101.60	4.43%	\$ 5,399.33	\$ 5,488.53	1.65%
MGS-S Customer 9897	\$ 3,040.59	\$ 3,153.06	3.70%	\$ 8,732.61	\$ 8,845.08	1.29%
MGS-S Customer 9898	\$ 2,451.78	\$ 2,550.88	4.04%	\$ 6,718.30	\$ 6,817.40	1.48%
MGS-S Customer 9899	\$ 1,674.85	\$ 1,769.70	5.66%	\$ 3,918.34	\$ 4,013.19	2.42%
MGS-S Customer 9900	\$ 2,572.16	\$ 2,687.28	4.48%	\$ 6,797.81	\$ 6,912.94	1.69%
MGS-S Customer 9901	\$ 2,012.63	\$ 2,101.82	4.43%	\$ 5,433.75	\$ 5,522.94	1.64%
MGS-S Customer 9902	\$ 661.67	\$ 720.41	8.88%	\$ 1,068.96	\$ 1,127.70	5.50%
MGS-S Customer 9903	\$ 1,499.95	\$ 1,577.60	5.18%	\$ 3,727.14	\$ 3,804.79	2.08%
MGS-S Customer 9904	\$ 2,233.95	\$ 2,341.44	4.81%	\$ 5,758.68	\$ 5,866.17	1.87%
MGS-S Customer 9905	\$ 3,226.66	\$ 3,356.54	4.03%	\$ 9,264.30	\$ 9,394.18	1.40%
MGS-S Customer 9906	\$ 1,296.41	\$ 1,382.72	6.66%	\$ 2,734.36	\$ 2,820.67	3.16%
MGS-S Customer 9907	\$ 2,555.97	\$ 2,670.71	4.49%	\$ 6,951.87	\$ 7,066.61	1.65%
MGS-S Customer 9908	\$ 1,283.09	\$ 1,355.81	5.67%	\$ 2,933.42	\$ 3,006.14	2.48%
MGS-S Customer 9909	\$ 3,788.89	\$ 3,931.51	3.76%	\$ 10,463.83	\$ 10,606.46	1.36%
MGS-S Customer 9910	\$ 2,448.82	\$ 2,561.13	4.59%	\$ 6,466.49	\$ 6,578.80	1.74%
MGS-S Customer 9911	\$ 4,176.19	\$ 4,327.47	3.62%	\$ 11,690.14	\$ 11,841.41	1.29%
MGS-S Customer 9912	\$ 2,256.77	\$ 2,351.51	4.20%	\$ 6,248.12	\$ 6,342.85	1.52%
MGS-S Customer 9913	\$ 2,677.46	\$ 2,794.90	4.39%	\$ 7,046.91	\$ 7,164.35	1.67%
MGS-S Customer 9914	\$ 1,897.95	\$ 1,997.81	5.26%	\$ 4,587.77	\$ 4,687.64	2.18%
MGS-S Customer 9915	\$ 2,728.90	\$ 2,847.53	4.35%	\$ 7,369.05	\$ 7,487.68	1.61%
MGS-S Customer 9916	\$ 2,488.74	\$ 2,601.95	4.55%	\$ 6,630.75	\$ 6,743.95	1.71%
MGS-S Customer 9917	\$ 2,742.84	\$ 2,861.80	4.34%	\$ 7,459.09	\$ 7,578.05	1.59%

Internal Use

Customer	Distribution 8/23 Prices	Distribution 1/24 Prices	Distribution % Difference	Delivery 8/23 Prices	Delivery 1/24 Prices	Delivery % Difference
MGS-S Customer 9918	\$ 6,272.77	\$ 6,471.37	3.17%	\$ 18,743.45	\$ 18,942.05	1.06%
MGS-S Customer 9919	\$ 13,621.23	\$ 13,989.37	2.70%	\$ 41,232.42	\$ 41,600.56	0.89%
MGS-S Customer 9920	\$ 14,704.42	\$ 15,097.39	2.67%	\$ 44,769.57	\$ 45,162.55	0.88%
MGS-S Customer 9921	\$ 8,118.17	\$ 8,359.59	2.97%	\$ 24,774.43	\$ 25,015.85	0.97%
MGS-S Customer 9922	\$ 3,497.55	\$ 3,635.98	3.96%	\$ 9,118.66	\$ 9,257.09	1.52%
MGS-S Customer 9923	\$ 1,800.52	\$ 1,898.98	5.47%	\$ 4,128.32	\$ 4,226.78	2.38%
MGS-S Customer 9924	\$ 7,259.99	\$ 7,480.91	3.04%	\$ 21,779.46	\$ 22,000.38	1.01%
MGS-S Customer 9925	\$ 3,242.73	\$ 3,372.94	4.02%	\$ 8,936.94	\$ 9,067.15	1.46%
MGS-S Customer 9926	\$ 2,272.34	\$ 2,367.39	4.18%	\$ 6,094.62	\$ 6,189.66	1.56%
MGS-S Customer 9927	\$ 4,500.94	\$ 4,659.62	3.53%	\$ 13,068.17	\$ 13,226.85	1.21%
MGS-S Customer 9928	\$ 1,546.57	\$ 1,638.49	5.94%	\$ 3,453.96	\$ 3,545.88	2.66%
MGS-S Customer 9929	\$ 18,019.58	\$ 18,498.41	2.66%	\$ 49,720.81	\$ 50,199.64	0.96%
MGS-S Customer 9930	\$ 1,468.98	\$ 1,545.91	5.24%	\$ 3,627.49	\$ 3,704.41	2.12%
MGS-S Customer 9931	\$ 1,633.30	\$ 1,713.90	4.93%	\$ 3,999.02	\$ 4,079.61	2.02%
MGS-S Customer 9932	\$ 5,200.91	\$ 5,375.30	3.35%	\$ 15,041.56	\$ 15,215.96	1.16%
MGS-S Customer 9933	\$ 2,149.21	\$ 2,254.76	4.91%	\$ 5,461.21	\$ 5,566.76	1.93%
MGS-S Customer 9934	\$ 6,958.75	\$ 7,173.04	3.08%	\$ 20,840.12	\$ 21,054.41	1.03%
MGS-S Customer 9935	\$ 7,000.06	\$ 7,214.67	3.07%	\$ 20,835.23	\$ 21,049.84	1.03%
MGS-S Customer 9936	\$ 1,601.74	\$ 1,681.66	4.99%	\$ 4,033.03	\$ 4,112.96	1.98%
MGS-S Customer 9937	\$ 2,197.01	\$ 2,303.77	4.86%	\$ 5,769.93	\$ 5,876.68	1.85%
MGS-S Customer 9938	\$ 1,890.84	\$ 1,990.60	5.28%	\$ 4,562.27	\$ 4,662.03	2.19%
MGS-S Customer 9939	\$ 1,913.64	\$ 2,000.61	4.54%	\$ 5,112.08	\$ 5,199.05	1.70%
MGS-S Customer 9940	\$ 2,286.96	\$ 2,382.36	4.17%	\$ 6,323.25	\$ 6,418.64	1.51%
MGS-S Customer 9941	\$ 1,264.00	\$ 1,336.31	5.72%	\$ 2,935.15	\$ 3,007.46	2.46%
MGS-S Customer 9942	\$ 2,207.42	\$ 2,314.28	4.84%	\$ 5,711.74	\$ 5,818.60	1.87%
MGS-S Customer 9943	\$ 2,018.29	\$ 2,120.91	5.08%	\$ 5,036.80	\$ 5,139.42	2.04%
MGS-S Customer 9944	\$ 3,128.20	\$ 3,255.83	4.08%	\$ 8,516.35	\$ 8,643.97	1.50%
MGS-S Customer 9945	\$ 1,703.54	\$ 1,785.80	4.83%	\$ 4,269.11	\$ 4,351.37	1.93%
MGS-S Customer 9946	\$ 1,586.01	\$ 1,678.85	5.85%	\$ 3,651.12	\$ 3,743.96	2.54%
MGS-S Customer 9947	\$ 1,751.53	\$ 1,848.08	5.51%	\$ 4,145.75	\$ 4,242.31	2.33%
MGS-S Customer 9948	\$ 5,222.42	\$ 5,397.34	3.35%	\$ 15,566.98	\$ 15,741.90	1.12%
MGS-S Customer 9949	\$ 12,513.67	\$ 12,856.86	2.74%	\$ 37,159.26	\$ 37,502.46	0.92%
MGS-S Customer 9950	\$ 1,809.55	\$ 1,907.48	5.41%	\$ 4,404.93	\$ 4,502.86	2.22%
MGS-S Customer 9951	\$ 9,621.17	\$ 9,895.23	2.85%	\$ 29,728.82	\$ 30,002.87	0.92%
MGS-S Customer 9952	\$ 1,743.53	\$ 1,839.95	5.53%	\$ 4,174.37	\$ 4,270.79	2.31%
MGS-S Customer 9953	\$ 1,094.66	\$ 1,163.15	6.26%	\$ 2,420.02	\$ 2,488.51	2.83%
MGS-S Customer 9954	\$ 1,878.00	\$ 1,977.44	5.29%	\$ 4,547.03	\$ 4,646.47	2.19%
MGS-S Customer 9955	\$ 3,246.28	\$ 3,376.54	4.01%	\$ 8,943.88	\$ 9,074.14	1.46%
MGS-S Customer 9956	\$ 2,749.84	\$ 2,868.96	4.33%	\$ 7,480.66	\$ 7,599.77	1.59%
MGS-S Customer 9957	\$ 3,153.85	\$ 3,282.26	4.07%	\$ 8,988.29	\$ 9,116.70	1.43%

Internal Use

Customer	Distribution 8/23 Prices	Distribution 1/24 Prices	Distribution % Difference	Delivery 8/23 Prices	Delivery 1/24 Prices	Delivery % Difference
MGS-S Customer 9958	\$ 2,474.44	\$ 2,587.39	4.56%	\$ 6,615.11	\$ 6,728.06	1.71%
MGS-S Customer 9959	\$ 3,003.17	\$ 3,128.02	4.16%	\$ 8,095.34	\$ 8,220.19	1.54%
MGS-S Customer 9960	\$ 3,908.06	\$ 4,039.99	3.38%	\$ 11,454.36	\$ 11,586.29	1.15%
MGS-S Customer 9961	\$ 1,988.67	\$ 2,077.33	4.46%	\$ 5,348.55	\$ 5,437.21	1.66%
MGS-S Customer 9962	\$ 1,196.29	\$ 1,280.35	7.03%	\$ 2,441.47	\$ 2,525.52	3.44%
MGS-S Customer 9963	\$ 6,517.72	\$ 6,721.86	3.13%	\$ 19,643.04	\$ 19,847.18	1.04%
MGS-S Customer 9964	\$ 1,669.48	\$ 1,764.22	5.67%	\$ 3,997.60	\$ 4,092.34	2.37%
MGS-S Customer 9965	\$ 4,280.34	\$ 4,420.69	3.28%	\$ 12,573.81	\$ 12,714.16	1.12%
MGS-S Customer 9966	\$ 2,443.88	\$ 2,556.05	4.59%	\$ 6,484.18	\$ 6,596.35	1.73%
MGS-S Customer 9967	\$ 6,839.59	\$ 7,050.97	3.09%	\$ 20,675.07	\$ 20,886.44	1.02%
MGS-S Customer 9968	\$ 2,908.71	\$ 3,031.39	4.22%	\$ 7,870.51	\$ 7,993.19	1.56%
MGS-S Customer 9969	\$ 2,158.96	\$ 2,251.47	4.28%	\$ 5,908.74	\$ 6,001.25	1.57%
MGS-S Customer 9970	\$ 3,368.12	\$ 3,487.90	3.56%	\$ 9,904.97	\$ 10,024.75	1.21%
MGS-S Customer 9971	\$ 2,961.70	\$ 3,085.58	4.18%	\$ 8,056.29	\$ 8,180.17	1.54%
MGS-S Customer 9972	\$ 2,135.14	\$ 2,240.40	4.93%	\$ 5,425.83	\$ 5,531.08	1.94%
MGS-S Customer 9973	\$ 3,310.28	\$ 3,442.05	3.98%	\$ 9,069.79	\$ 9,201.56	1.45%
MGS-S Customer 9974	\$ 2,895.52	\$ 3,018.34	4.24%	\$ 7,801.27	\$ 7,924.09	1.57%
MGS-S Customer 9975	\$ 500.80	\$ 555.91	11.00%	\$ 537.47	\$ 592.57	10.25%
MGS-S Customer 9976	\$ 2,025.87	\$ 2,128.64	5.07%	\$ 5,063.61	\$ 5,166.37	2.03%
MGS-S Customer 9977	\$ 6,226.55	\$ 6,424.19	3.17%	\$ 18,611.12	\$ 18,808.77	1.06%
MGS-S Customer 9978	\$ 7,077.55	\$ 7,294.31	3.06%	\$ 21,813.39	\$ 22,030.16	0.99%
MGS-S Customer 9979	\$ 1,468.80	\$ 1,545.68	5.23%	\$ 3,499.07	\$ 3,575.95	2.20%
MGS-S Customer 9980	\$ 1,942.13	\$ 2,029.69	4.51%	\$ 5,126.99	\$ 5,214.55	1.71%
MGS-S Customer 9981	\$ 1,412.33	\$ 1,501.28	6.30%	\$ 3,203.89	\$ 3,292.84	2.78%
MGS-S Customer 9982	\$ 1,533.94	\$ 1,612.36	5.11%	\$ 3,883.60	\$ 3,962.02	2.02%
MGS-S Customer 9983	\$ 507.31	\$ 562.57	10.89%	\$ 558.49	\$ 613.74	9.89%
MGS-S Customer 9984	\$ 1,501.44	\$ 1,579.11	5.17%	\$ 3,667.06	\$ 3,744.72	2.12%
MGS-S Customer 9985	\$ 5,408.37	\$ 5,587.45	3.31%	\$ 15,704.98	\$ 15,884.06	1.14%
MGS-S Customer 9986	\$ 1,797.36	\$ 1,894.98	5.43%	\$ 4,359.16	\$ 4,456.79	2.24%
MGS-S Customer 9987	\$ 4,218.76	\$ 4,371.11	3.61%	\$ 12,039.70	\$ 12,192.05	1.27%
MGS-S Customer 9988	\$ 2,942.18	\$ 3,067.71	4.27%	\$ 7,349.38	\$ 7,474.91	1.71%
MGS-S Customer 9989	\$ 1,889.62	\$ 1,989.33	5.28%	\$ 4,814.77	\$ 4,914.48	2.07%
MGS-S Customer 9990	\$ 1,505.17	\$ 1,596.23	6.05%	\$ 3,425.46	\$ 3,516.52	2.66%
MGS-S Customer 9991	\$ 2,643.34	\$ 2,760.02	4.41%	\$ 6,958.48	\$ 7,075.16	1.68%
MGS-S Customer 9992	\$ 1,496.78	\$ 1,587.64	6.07%	\$ 3,417.92	\$ 3,508.78	2.66%
MGS-S Customer 9993	\$ 2,765.05	\$ 2,884.50	4.32%	\$ 7,531.54	\$ 7,650.99	1.59%
MGS-S Customer 9994	\$ 2,870.42	\$ 2,979.00	3.78%	\$ 8,155.94	\$ 8,264.52	1.33%
MGS-S Customer 9995	\$ 1,782.05	\$ 1,879.35	5.46%	\$ 4,302.14	\$ 4,399.43	2.26%
MGS-S Customer 9996	\$ 2,151.57	\$ 2,243.91	4.29%	\$ 5,782.86	\$ 5,875.20	1.60%
MGS-S Customer 9997	\$ 1,545.61	\$ 1,637.54	5.95%	\$ 3,495.86	\$ 3,587.79	2.63%

Internal Use

Customer	Distribution 8/23 Prices	Distribution 1/24 Prices	Distribution % Difference	Delivery 8/23 Prices	Delivery 1/24 Prices	Delivery % Difference
MGS-S Customer 9998	\$ 6,985.40	\$ 7,200.09	3.07%	\$ 20,966.57	\$ 21,181.25	1.02%
MGS-S Customer 9999	\$ 2,538.88	\$ 2,653.26	4.51%	\$ 6,689.89	\$ 6,804.26	1.71%
MGS-S Customer 10000	\$ 509.89	\$ 565.20	10.85%	\$ 566.50	\$ 621.81	9.76%
MGS-S Customer 10001	\$ 2,745.53	\$ 2,851.33	3.85%	\$ 7,688.88	\$ 7,794.68	1.38%
MGS-S Customer 10002	\$ 6,100.51	\$ 6,295.26	3.19%	\$ 18,239.20	\$ 18,433.95	1.07%
MGS-S Customer 10003	\$ 2,017.52	\$ 2,106.89	4.43%	\$ 5,310.67	\$ 5,400.03	1.68%
MGS-S Customer 10004	\$ 2,588.98	\$ 2,704.46	4.46%	\$ 6,999.73	\$ 7,115.21	1.65%
MGS-S Customer 10005	\$ 3,187.68	\$ 3,316.63	4.05%	\$ 8,811.71	\$ 8,940.66	1.46%
MGS-S Customer 10006	\$ 3,238.54	\$ 3,368.69	4.02%	\$ 9,037.63	\$ 9,167.78	1.44%
MGS-S Customer 10007	\$ 1,051.78	\$ 1,119.30	6.42%	\$ 2,271.30	\$ 2,338.82	2.97%
MGS-S Customer 10008	\$ 3,883.53	\$ 4,028.21	3.73%	\$ 11,140.50	\$ 11,285.18	1.30%
MGS-S Customer 10009	\$ 2,712.63	\$ 2,830.88	4.36%	\$ 7,273.73	\$ 7,391.98	1.63%
MGS-S Customer 10010	\$ 10,586.79	\$ 10,882.74	2.80%	\$ 32,539.37	\$ 32,835.31	0.91%
MGS-S Customer 10011	\$ 2,384.68	\$ 2,495.52	4.65%	\$ 6,095.57	\$ 6,206.41	1.82%
MGS-S Customer 10012	\$ 1,443.75	\$ 1,533.41	6.21%	\$ 3,297.60	\$ 3,387.25	2.72%
MGS-S Customer 10013	\$ 2,506.03	\$ 2,619.62	4.53%	\$ 6,605.88	\$ 6,719.47	1.72%
MGS-S Customer 10014	\$ 2,652.56	\$ 2,769.49	4.41%	\$ 7,257.21	\$ 7,374.14	1.61%
MGS-S Customer 10015	\$ 3,139.18	\$ 3,267.06	4.07%	\$ 8,598.51	\$ 8,726.39	1.49%
MGS-S Customer 10016	\$ 5,121.16	\$ 5,293.70	3.37%	\$ 14,983.41	\$ 15,155.95	1.15%
MGS-S Customer 10017	\$ 5,459.69	\$ 5,639.93	3.30%	\$ 16,046.30	\$ 16,226.54	1.12%
MGS-S Customer 10018	\$ 1,688.82	\$ 1,784.00	5.64%	\$ 4,002.30	\$ 4,097.48	2.38%
MGS-S Customer 10019	\$ 1,460.70	\$ 1,537.45	5.25%	\$ 3,613.40	\$ 3,690.15	2.12%
MGS-S Customer 10020	\$ 1,228.78	\$ 1,300.30	5.82%	\$ 2,838.56	\$ 2,910.08	2.52%
MGS-S Customer 10021	\$ 2,710.42	\$ 2,828.63	4.36%	\$ 7,323.97	\$ 7,442.18	1.61%
MGS-S Customer 10022	\$ 922.23	\$ 986.84	7.01%	\$ 1,934.93	\$ 1,999.54	3.34%
MGS-S Customer 10023	\$ 9,754.90	\$ 10,032.19	2.84%	\$ 29,768.40	\$ 30,045.69	0.93%
MGS-S Customer 10024	\$ 2,189.48	\$ 2,295.97	4.86%	\$ 5,517.49	\$ 5,623.97	1.93%
MGS-S Customer 10025	\$ 1,765.29	\$ 1,862.21	5.49%	\$ 4,177.60	\$ 4,274.51	2.32%
MGS-S Customer 10026	\$ 1,533.94	\$ 1,612.34	5.11%	\$ 3,779.08	\$ 3,857.47	2.07%
MGS-S Customer 10027	\$ 1,335.27	\$ 1,422.46	6.53%	\$ 2,865.60	\$ 2,952.80	3.04%
MGS-S Customer 10028	\$ 2,236.00	\$ 2,343.47	4.81%	\$ 5,635.10	\$ 5,742.57	1.91%
MGS-S Customer 10029	\$ 3,832.96	\$ 3,976.55	3.75%	\$ 10,850.02	\$ 10,993.61	1.32%
MGS-S Customer 10030	\$ 4,735.92	\$ 4,899.99	3.46%	\$ 13,897.13	\$ 14,061.20	1.18%
MGS-S Customer 10031	\$ 3,691.20	\$ 3,831.54	3.80%	\$ 10,600.70	\$ 10,741.04	1.32%
MGS-S Customer 10032	\$ 915.21	\$ 979.70	7.05%	\$ 1,890.63	\$ 1,955.11	3.41%
MGS-S Customer 10033	\$ 2,427.74	\$ 2,539.58	4.61%	\$ 6,348.64	\$ 6,460.47	1.76%
MGS-S Customer 10034	\$ 4,459.38	\$ 4,619.69	3.59%	\$ 11,597.68	\$ 11,757.99	1.38%
MGS-S Customer 10035	\$ 9,247.82	\$ 9,513.81	2.88%	\$ 28,469.85	\$ 28,735.84	0.93%
MGS-S Customer 10036	\$ 4,902.86	\$ 5,070.62	3.42%	\$ 14,241.90	\$ 14,409.66	1.18%
MGS-S Customer 10037	\$ 2,419.21	\$ 2,530.86	4.62%	\$ 6,334.02	\$ 6,445.67	1.76%

Internal Use

Customer	Distribution 8/23 Prices	Distribution 1/24 Prices	Distribution % Difference	Delivery 8/23 Prices	Delivery 1/24 Prices	Delivery % Difference
MGS-S Customer 10038	\$ 1,154.48	\$ 1,224.34	6.05%	\$ 2,626.04	\$ 2,695.90	2.66%
MGS-S Customer 10039	\$ 1,390.55	\$ 1,465.73	5.41%	\$ 3,383.11	\$ 3,458.29	2.22%
MGS-S Customer 10040	\$ 1,818.49	\$ 1,916.61	5.40%	\$ 4,416.54	\$ 4,514.66	2.22%
MGS-S Customer 10041	\$ 1,490.56	\$ 1,581.38	6.09%	\$ 3,413.39	\$ 3,504.21	2.66%
MGS-S Customer 10042	\$ 2,276.60	\$ 2,371.76	4.18%	\$ 6,238.94	\$ 6,334.09	1.53%
MGS-S Customer 10043	\$ 1,073.84	\$ 1,155.15	7.57%	\$ 2,074.51	\$ 2,155.82	3.92%
MGS-S Customer 10044	\$ 18,307.16	\$ 18,783.83	2.60%	\$ 54,904.14	\$ 55,380.80	0.87%
MGS-S Customer 10045	\$ 2,096.04	\$ 2,200.40	4.98%	\$ 5,278.36	\$ 5,382.72	1.98%
MGS-S Customer 10046	\$ 1,145.80	\$ 1,228.73	7.24%	\$ 2,284.56	\$ 2,367.49	3.63%
MGS-S Customer 10047	\$ 4,440.84	\$ 4,598.06	3.54%	\$ 12,894.70	\$ 13,051.92	1.22%
MGS-S Customer 10048	\$ 2,298.68	\$ 2,407.64	4.74%	\$ 6,025.96	\$ 6,134.93	1.81%
MGS-S Customer 10049	\$ 2,420.38	\$ 2,532.00	4.61%	\$ 6,326.58	\$ 6,438.21	1.76%
MGS-S Customer 10050	\$ 4,802.98	\$ 4,968.53	3.45%	\$ 13,831.71	\$ 13,997.25	1.20%
MGS-S Customer 10051	\$ 1,612.47	\$ 1,692.68	4.97%	\$ 4,054.73	\$ 4,134.94	1.98%
MGS-S Customer 10052	\$ 1,917.38	\$ 2,017.72	5.23%	\$ 4,766.97	\$ 4,867.31	2.10%
MGS-S Customer 10053	\$ 1,727.19	\$ 1,823.23	5.56%	\$ 4,159.75	\$ 4,255.79	2.31%
MGS-S Customer 10054	\$ 2,971.43	\$ 3,095.52	4.18%	\$ 8,137.88	\$ 8,261.96	1.52%
MGS-S Customer 10055	\$ 1,047.54	\$ 1,128.26	7.71%	\$ 1,987.58	\$ 2,068.30	4.06%
MGS-S Customer 10056	\$ 2,176.62	\$ 2,282.81	4.88%	\$ 5,532.26	\$ 5,638.45	1.92%
MGS-S Customer 10057	\$ 2,748.28	\$ 2,854.18	3.85%	\$ 7,526.34	\$ 7,632.23	1.41%
MGS-S Customer 10058	\$ 1,468.91	\$ 1,545.83	5.24%	\$ 3,594.31	\$ 3,671.23	2.14%
MGS-S Customer 10059	\$ 24,983.50	\$ 25,621.53	2.55%	\$ 71,269.32	\$ 71,907.35	0.90%
MGS-S Customer 10060	\$ 2,887.95	\$ 3,010.22	4.23%	\$ 7,704.97	\$ 7,827.24	1.59%
MGS-S Customer 10061	\$ 2,936.88	\$ 3,060.23	4.20%	\$ 8,133.09	\$ 8,256.44	1.52%
MGS-S Customer 10062	\$ 2,013.16	\$ 2,115.65	5.09%	\$ 4,964.19	\$ 5,066.68	2.06%
MGS-S Customer 10063	\$ 3,959.44	\$ 4,106.09	3.70%	\$ 13,460.71	\$ 13,607.35	1.09%
MGS-S Customer 10064	\$ 1,639.84	\$ 1,733.90	5.74%	\$ 3,829.26	\$ 3,923.33	2.46%
MGS-S Customer 10065	\$ 1,218.49	\$ 1,289.74	5.85%	\$ 2,875.93	\$ 2,947.18	2.48%
MGS-S Customer 10066	\$ 6,491.26	\$ 6,695.25	3.14%	\$ 19,759.35	\$ 19,963.34	1.03%
MGS-S Customer 10067	\$ 15,615.07	\$ 16,028.04	2.64%	\$ 48,414.23	\$ 48,827.20	0.85%
MGS-S Customer 10068	\$ 1,814.67	\$ 1,912.67	5.40%	\$ 4,399.86	\$ 4,497.86	2.23%
MGS-S Customer 10069	\$ 2,346.63	\$ 2,456.68	4.69%	\$ 6,094.58	\$ 6,204.63	1.81%
MGS-S Customer 10070	\$ 2,379.28	\$ 2,476.83	4.10%	\$ 6,627.21	\$ 6,724.76	1.47%
MGS-S Customer 10071	\$ 12,197.45	\$ 12,529.90	2.73%	\$ 37,678.03	\$ 38,010.48	0.88%
MGS-S Customer 10072	\$ 3,026.69	\$ 3,152.05	4.14%	\$ 8,403.84	\$ 8,529.20	1.49%
MGS-S Customer 10073	\$ 1,681.35	\$ 1,776.35	5.65%	\$ 3,977.98	\$ 4,072.98	2.39%
MGS-S Customer 10074	\$ 1,332.32	\$ 1,406.12	5.54%	\$ 3,045.49	\$ 3,119.29	2.42%
MGS-S Customer 10075	\$ 781.66	\$ 843.12	7.86%	\$ 1,461.20	\$ 1,522.66	4.21%
MGS-S Customer 10076	\$ 1,701.55	\$ 1,797.00	5.61%	\$ 4,032.61	\$ 4,128.05	2.37%
MGS-S Customer 10077	\$ 1,717.20	\$ 1,799.74	4.81%	\$ 4,466.65	\$ 4,549.19	1.85%

Internal Use

Customer	Distribution 8/23 Prices	Distribution 1/24 Prices	Distribution % Difference	Delivery 8/23 Prices	Delivery 1/24 Prices	Delivery % Difference
MGS-S Customer 10078	\$ 4,216.48	\$ 4,368.67	3.61%	\$ 12,244.77	\$ 12,396.97	1.24%
MGS-S Customer 10079	\$ 7,483.10	\$ 7,708.92	3.02%	\$ 22,273.85	\$ 22,499.67	1.01%
MGS-S Customer 10080	\$ 1,381.90	\$ 1,470.15	6.39%	\$ 3,045.66	\$ 3,133.91	2.90%
MGS-S Customer 10081	\$ 1,633.67	\$ 1,727.58	5.75%	\$ 3,794.64	\$ 3,888.55	2.47%
MGS-S Customer 10082	\$ 893.98	\$ 957.95	7.16%	\$ 1,827.37	\$ 1,891.34	3.50%
MGS-S Customer 10083	\$ 1,603.54	\$ 1,683.54	4.99%	\$ 4,046.07	\$ 4,126.06	1.98%
MGS-S Customer 10084	\$ 1,628.59	\$ 1,709.13	4.95%	\$ 4,115.54	\$ 4,196.08	1.96%
MGS-S Customer 10085	\$ 1,322.70	\$ 1,396.35	5.57%	\$ 3,147.90	\$ 3,221.54	2.34%
MGS-S Customer 10086	\$ 2,186.36	\$ 2,279.43	4.26%	\$ 5,862.16	\$ 5,955.23	1.59%
MGS-S Customer 10087	\$ 1,864.60	\$ 1,950.46	4.60%	\$ 4,810.96	\$ 4,896.82	1.78%
MGS-S Customer 10088	\$ 5,554.93	\$ 5,737.16	3.28%	\$ 16,034.15	\$ 16,216.37	1.14%
MGS-S Customer 10089	\$ 3,317.63	\$ 3,449.54	3.98%	\$ 9,345.05	\$ 9,476.96	1.41%
MGS-S Customer 10090	\$ 2,805.35	\$ 2,925.71	4.29%	\$ 7,361.00	\$ 7,481.35	1.63%
MGS-S Customer 10091	\$ 1,529.89	\$ 1,608.20	5.12%	\$ 3,802.67	\$ 3,880.98	2.06%
MGS-S Customer 10092	\$ 16,512.66	\$ 16,944.01	2.61%	\$ 51,807.75	\$ 52,239.10	0.83%
MGS-S Customer 10093	\$ 2,350.93	\$ 2,461.05	4.68%	\$ 6,075.49	\$ 6,185.61	1.81%
MGS-S Customer 10094	\$ 804.33	\$ 879.56	9.35%	\$ 1,198.74	\$ 1,273.97	6.28%
MGS-S Customer 10095	\$ 1,841.80	\$ 1,940.44	5.36%	\$ 4,448.81	\$ 4,547.44	2.22%
MGS-S Customer 10096	\$ 4,708.31	\$ 4,871.73	3.47%	\$ 13,887.72	\$ 14,051.14	1.18%
MGS-S Customer 10097	\$ 1,537.37	\$ 1,629.13	5.97%	\$ 3,512.81	\$ 3,604.57	2.61%
MGS-S Customer 10098	\$ 7,440.08	\$ 7,665.50	3.03%	\$ 23,376.96	\$ 23,602.39	0.96%
MGS-S Customer 10099	\$ 2,607.93	\$ 2,710.51	3.93%	\$ 7,154.19	\$ 7,256.77	1.43%
MGS-S Customer 10100	\$ 5,944.47	\$ 6,135.72	3.22%	\$ 17,859.99	\$ 18,051.23	1.07%
MGS-S Customer 10101	\$ 2,494.01	\$ 2,594.06	4.01%	\$ 6,895.96	\$ 6,996.01	1.45%
MGS-S Customer 10102	\$ 6,303.56	\$ 6,502.92	3.16%	\$ 19,028.53	\$ 19,227.89	1.05%
MGS-S Customer 10103	\$ 5,346.98	\$ 5,525.25	3.33%	\$ 15,613.79	\$ 15,792.06	1.14%
MGS-S Customer 10104	\$ 2,852.38	\$ 2,973.82	4.26%	\$ 7,725.45	\$ 7,846.89	1.57%
MGS-S Customer 10105	\$ 3,060.46	\$ 3,186.57	4.12%	\$ 8,398.29	\$ 8,524.39	1.50%
MGS-S Customer 10106	\$ 2,447.93	\$ 2,546.96	4.05%	\$ 6,718.89	\$ 6,817.92	1.47%
MGS-S Customer 10107	\$ 8,775.96	\$ 9,030.84	2.90%	\$ 26,986.51	\$ 27,241.39	0.94%
MGS-S Customer 10108	\$ 1,600.63	\$ 1,693.84	5.82%	\$ 3,740.74	\$ 3,833.95	2.49%
MGS-S Customer 10109	\$ 6,419.17	\$ 6,621.24	3.15%	\$ 18,950.85	\$ 19,152.93	1.07%
MGS-S Customer 10110	\$ 1,178.49	\$ 1,248.88	5.97%	\$ 2,767.39	\$ 2,837.77	2.54%
MGS-S Customer 10111	\$ 3,643.50	\$ 3,769.61	3.46%	\$ 10,551.25	\$ 10,677.37	1.20%
MGS-S Customer 10112	\$ 1,257.36	\$ 1,329.59	5.74%	\$ 2,911.17	\$ 2,983.40	2.48%
MGS-S Customer 10113	\$ 1,425.92	\$ 1,515.17	6.26%	\$ 3,214.03	\$ 3,303.27	2.78%
MGS-S Customer 10114	\$ 1,922.67	\$ 2,009.84	4.53%	\$ 5,063.67	\$ 5,150.84	1.72%
MGS-S Customer 10115	\$ 2,391.83	\$ 2,489.60	4.09%	\$ 6,645.20	\$ 6,742.97	1.47%
MGS-S Customer 10116	\$ 1,701.80	\$ 1,784.00	4.83%	\$ 4,442.46	\$ 4,524.67	1.85%
MGS-S Customer 10117	\$ 2,220.02	\$ 2,327.19	4.83%	\$ 5,753.27	\$ 5,860.44	1.86%

Internal Use

Customer	Distribution 8/23 Prices	Distribution 1/24 Prices	Distribution % Difference	Delivery 8/23 Prices	Delivery 1/24 Prices	Delivery % Difference
MGS-S Customer 10118	\$ 1,237.32	\$ 1,322.30	6.87%	\$ 2,558.18	\$ 2,643.16	3.32%
MGS-S Customer 10119	\$ 4,321.78	\$ 4,476.33	3.58%	\$ 12,440.38	\$ 12,594.93	1.24%
MGS-S Customer 10120	\$ 2,401.58	\$ 2,499.57	4.08%	\$ 6,719.54	\$ 6,817.53	1.46%
MGS-S Customer 10121	\$ 6,668.19	\$ 6,876.25	3.12%	\$ 20,098.62	\$ 20,306.68	1.04%
MGS-S Customer 10122	\$ 1,419.75	\$ 1,495.55	5.34%	\$ 3,454.18	\$ 3,529.99	2.19%
MGS-S Customer 10123	\$ 4,080.63	\$ 4,229.77	3.65%	\$ 11,751.20	\$ 11,900.34	1.27%
MGS-S Customer 10124	\$ 2,984.08	\$ 3,108.44	4.17%	\$ 8,129.90	\$ 8,254.26	1.53%
MGS-S Customer 10125	\$ 2,152.45	\$ 2,258.10	4.91%	\$ 5,324.08	\$ 5,429.73	1.98%
MGS-S Customer 10126	\$ 3,236.20	\$ 3,352.99	3.61%	\$ 9,397.41	\$ 9,514.20	1.24%
MGS-S Customer 10127	\$ 4,250.89	\$ 4,403.94	3.60%	\$ 12,212.09	\$ 12,365.14	1.25%
MGS-S Customer 10128	\$ 2,037.97	\$ 2,141.04	5.06%	\$ 5,078.56	\$ 5,181.62	2.03%
MGS-S Customer 10129	\$ 2,567.63	\$ 2,682.60	4.48%	\$ 6,795.85	\$ 6,910.81	1.69%
MGS-S Customer 10130	\$ 1,447.83	\$ 1,524.29	5.28%	\$ 3,573.16	\$ 3,649.63	2.14%
MGS-S Customer 10131	\$ 5,949.82	\$ 6,141.08	3.21%	\$ 17,744.43	\$ 17,935.69	1.08%
MGS-S Customer 10132	\$ 1,595.29	\$ 1,675.08	5.00%	\$ 4,027.44	\$ 4,107.23	1.98%
MGS-S Customer 10133	\$ 19,063.11	\$ 19,551.69	2.56%	\$ 58,935.27	\$ 59,423.85	0.83%
MGS-S Customer 10134	\$ 5,040.75	\$ 5,211.75	3.39%	\$ 14,819.48	\$ 14,990.48	1.15%
MGS-S Customer 10135	\$ 1,695.58	\$ 1,777.64	4.84%	\$ 4,323.33	\$ 4,405.39	1.90%
MGS-S Customer 10136	\$ 1,612.88	\$ 1,693.07	4.97%	\$ 4,104.39	\$ 4,184.58	1.95%
MGS-S Customer 10137	\$ 1,765.25	\$ 1,862.12	5.49%	\$ 4,107.86	\$ 4,204.73	2.36%
MGS-S Customer 10138	\$ 2,816.03	\$ 2,923.34	3.81%	\$ 8,002.28	\$ 8,109.59	1.34%
MGS-S Customer 10139	\$ 1,588.88	\$ 1,681.80	5.85%	\$ 3,709.76	\$ 3,802.69	2.51%
MGS-S Customer 10140	\$ 1,452.75	\$ 1,542.60	6.18%	\$ 3,245.57	\$ 3,335.42	2.77%
MGS-S Customer 10141	\$ 3,235.86	\$ 3,365.92	4.02%	\$ 8,940.97	\$ 9,071.03	1.45%
MGS-S Customer 10142	\$ 1,378.97	\$ 1,467.16	6.40%	\$ 3,091.66	\$ 3,179.85	2.85%
MGS-S Customer 10143	\$ 1,185.13	\$ 1,268.95	7.07%	\$ 2,397.56	\$ 2,481.38	3.50%
MGS-S Customer 10144	\$ 1,616.98	\$ 1,710.54	5.79%	\$ 3,766.92	\$ 3,860.48	2.48%
MGS-S Customer 10145	\$ 1,912.25	\$ 1,999.17	4.55%	\$ 5,091.77	\$ 5,178.69	1.71%
MGS-S Customer 10146	\$ 2,256.51	\$ 2,364.51	4.79%	\$ 5,781.33	\$ 5,889.33	1.87%
MGS-S Customer 10147	\$ 4,019.28	\$ 4,167.06	3.68%	\$ 11,223.44	\$ 11,371.21	1.32%
MGS-S Customer 10148	\$ 1,187.61	\$ 1,271.48	7.06%	\$ 2,447.34	\$ 2,531.21	3.43%
MGS-S Customer 10149	\$ 2,645.62	\$ 2,762.38	4.41%	\$ 7,237.60	\$ 7,354.36	1.61%
MGS-S Customer 10150	\$ 1,964.93	\$ 2,053.11	4.49%	\$ 5,199.62	\$ 5,287.80	1.70%
MGS-S Customer 10151	\$ 20,001.63	\$ 20,512.69	2.56%	\$ 62,841.74	\$ 63,352.81	0.81%
MGS-S Customer 10152	\$ 1,662.80	\$ 1,744.11	4.89%	\$ 4,233.66	\$ 4,314.98	1.92%
MGS-S Customer 10153	\$ 3,005.76	\$ 3,117.40	3.71%	\$ 8,476.74	\$ 8,588.39	1.32%
MGS-S Customer 10154	\$ 1,677.68	\$ 1,759.35	4.87%	\$ 4,405.06	\$ 4,486.73	1.85%
MGS-S Customer 10155	\$ 3,802.46	\$ 3,945.30	3.76%	\$ 10,901.52	\$ 11,044.35	1.31%
MGS-S Customer 10156	\$ 2,412.38	\$ 2,523.87	4.62%	\$ 6,356.38	\$ 6,467.87	1.75%
MGS-S Customer 10157	\$ 2,107.06	\$ 2,198.27	4.33%	\$ 5,455.85	\$ 5,547.07	1.67%

Internal Use

Customer	Distribution 8/23 Prices	Distribution 1/24 Prices	Distribution % Difference	Delivery 8/23 Prices	Delivery 1/24 Prices	Delivery % Difference
MGS-S Customer 10158	\$ 2,548.61	\$ 2,649.74	3.97%	\$ 6,801.54	\$ 6,902.66	1.49%
MGS-S Customer 10159	\$ 4,249.45	\$ 4,389.09	3.29%	\$ 12,456.72	\$ 12,596.36	1.12%
MGS-S Customer 10160	\$ 1,970.69	\$ 2,058.93	4.48%	\$ 5,105.99	\$ 5,194.23	1.73%
MGS-S Customer 10161	\$ 2,114.85	\$ 2,219.68	4.96%	\$ 5,350.55	\$ 5,455.38	1.96%
MGS-S Customer 10162	\$ 1,439.90	\$ 1,516.12	5.29%	\$ 3,391.30	\$ 3,467.51	2.25%
MGS-S Customer 10163	\$ 1,924.94	\$ 2,012.07	4.53%	\$ 4,897.76	\$ 4,984.89	1.78%
MGS-S Customer 10164	\$ 6,361.66	\$ 6,562.26	3.15%	\$ 19,290.96	\$ 19,491.56	1.04%
MGS-S Customer 10165	\$ 1,659.41	\$ 1,740.64	4.90%	\$ 4,185.00	\$ 4,266.23	1.94%
MGS-S Customer 10166	\$ 3,915.64	\$ 4,061.04	3.71%	\$ 11,364.83	\$ 11,510.24	1.28%
MGS-S Customer 10167	\$ 1,708.95	\$ 1,804.61	5.60%	\$ 4,017.77	\$ 4,113.43	2.38%
MGS-S Customer 10168	\$ 5,595.77	\$ 5,779.32	3.28%	\$ 16,668.16	\$ 16,851.71	1.10%
MGS-S Customer 10169	\$ 1,692.09	\$ 1,787.30	5.63%	\$ 3,902.04	\$ 3,997.26	2.44%
MGS-S Customer 10170	\$ 4,200.83	\$ 4,352.67	3.61%	\$ 11,882.32	\$ 12,034.16	1.28%
MGS-S Customer 10171	\$ 1,733.69	\$ 1,829.81	5.54%	\$ 4,138.93	\$ 4,235.05	2.32%
MGS-S Customer 10172	\$ 3,006.88	\$ 3,131.79	4.15%	\$ 8,251.59	\$ 8,376.51	1.51%
MGS-S Customer 10173	\$ 1,605.41	\$ 1,685.42	4.98%	\$ 4,095.68	\$ 4,175.69	1.95%
MGS-S Customer 10174	\$ 2,373.32	\$ 2,483.94	4.66%	\$ 6,220.53	\$ 6,331.15	1.78%
MGS-S Customer 10175	\$ 629.76	\$ 701.04	11.32%	\$ 818.41	\$ 889.69	8.71%
MGS-S Customer 10176	\$ 1,997.06	\$ 2,099.19	5.11%	\$ 4,932.69	\$ 5,034.83	2.07%
MGS-S Customer 10177	\$ 2,793.17	\$ 2,913.24	4.30%	\$ 7,563.81	\$ 7,683.87	1.59%
MGS-S Customer 10178	\$ 1,800.34	\$ 1,884.78	4.69%	\$ 4,644.35	\$ 4,728.78	1.82%
MGS-S Customer 10179	\$ 1,403.29	\$ 1,492.02	6.32%	\$ 3,091.82	\$ 3,180.54	2.87%
MGS-S Customer 10180	\$ 1,809.16	\$ 1,907.04	5.41%	\$ 4,429.63	\$ 4,527.52	2.21%
MGS-S Customer 10181	\$ 18,385.76	\$ 18,857.69	2.57%	\$ 56,935.47	\$ 57,407.40	0.83%
MGS-S Customer 10182	\$ 684.61	\$ 743.87	8.66%	\$ 1,121.48	\$ 1,180.74	5.28%
MGS-S Customer 10183	\$ 1,674.95	\$ 1,756.55	4.87%	\$ 4,332.91	\$ 4,414.52	1.88%
MGS-S Customer 10184	\$ 1,512.89	\$ 1,590.81	5.15%	\$ 3,718.48	\$ 3,796.40	2.10%
MGS-S Customer 10185	\$ 10,752.11	\$ 11,054.01	2.81%	\$ 32,389.71	\$ 32,691.61	0.93%
MGS-S Customer 10186	\$ 1,732.86	\$ 1,829.06	5.55%	\$ 4,127.93	\$ 4,224.13	2.33%
MGS-S Customer 10187	\$ 2,334.26	\$ 2,444.02	4.70%	\$ 6,082.73	\$ 6,192.49	1.80%
MGS-S Customer 10188	\$ 5,312.57	\$ 5,489.67	3.33%	\$ 15,491.79	\$ 15,668.89	1.14%
MGS-S Customer 10189	\$ 2,885.07	\$ 2,994.07	3.78%	\$ 8,096.36	\$ 8,205.35	1.35%
MGS-S Customer 10190	\$ 2,394.00	\$ 2,491.82	4.09%	\$ 6,666.42	\$ 6,764.24	1.47%
MGS-S Customer 10191	\$ 4,632.79	\$ 4,794.42	3.49%	\$ 13,693.02	\$ 13,854.65	1.18%
MGS-S Customer 10192	\$ 1,975.65	\$ 2,077.29	5.14%	\$ 5,056.66	\$ 5,158.31	2.01%
MGS-S Customer 10193	\$ 1,195.57	\$ 1,266.35	5.92%	\$ 2,764.61	\$ 2,835.39	2.56%
MGS-S Customer 10194	\$ 2,956.99	\$ 3,080.75	4.19%	\$ 8,124.35	\$ 8,248.11	1.52%
MGS-S Customer 10195	\$ 1,728.46	\$ 1,824.53	5.56%	\$ 4,123.14	\$ 4,219.20	2.33%
MGS-S Customer 10196	\$ 2,207.99	\$ 2,301.62	4.24%	\$ 5,918.28	\$ 6,011.90	1.58%
MGS-S Customer 10197	\$ 7,309.23	\$ 7,531.25	3.04%	\$ 22,639.70	\$ 22,861.72	0.98%

Internal Use

Customer	Distribution 8/23 Prices	Distribution 1/24 Prices	Distribution % Difference	Delivery 8/23 Prices	Delivery 1/24 Prices	Delivery % Difference
MGS-S Customer 10198	\$ 2,186.57	\$ 2,292.99	4.87%	\$ 5,659.91	\$ 5,766.33	1.88%
MGS-S Customer 10199	\$ 7,197.50	\$ 7,417.10	3.05%	\$ 21,478.15	\$ 21,697.75	1.02%
MGS-S Customer 10200	\$ 2,148.30	\$ 2,253.80	4.91%	\$ 5,344.78	\$ 5,450.28	1.97%
MGS-S Customer 10201	\$ 1,477.15	\$ 1,567.54	6.12%	\$ 3,342.44	\$ 3,432.84	2.70%
MGS-S Customer 10202	\$ 1,523.91	\$ 1,615.38	6.00%	\$ 3,521.19	\$ 3,612.66	2.60%
MGS-S Customer 10203	\$ 7,394.89	\$ 7,618.85	3.03%	\$ 22,003.86	\$ 22,227.82	1.02%
MGS-S Customer 10204	\$ 2,220.84	\$ 2,314.70	4.23%	\$ 6,130.78	\$ 6,224.65	1.53%
MGS-S Customer 10205	\$ 3,138.64	\$ 3,253.25	3.65%	\$ 9,083.95	\$ 9,198.57	1.26%
MGS-S Customer 10206	\$ 3,381.19	\$ 3,514.57	3.94%	\$ 9,253.46	\$ 9,386.84	1.44%
MGS-S Customer 10207	\$ 1,829.26	\$ 1,927.61	5.38%	\$ 4,482.21	\$ 4,580.56	2.19%
MGS-S Customer 10208	\$ 3,642.66	\$ 3,768.61	3.46%	\$ 10,409.76	\$ 10,535.72	1.21%
MGS-S Customer 10209	\$ 1,955.63	\$ 2,056.83	5.17%	\$ 4,869.84	\$ 4,971.04	2.08%
MGS-S Customer 10210	\$ 4,880.87	\$ 5,048.04	3.43%	\$ 14,316.06	\$ 14,483.23	1.17%
MGS-S Customer 10211	\$ 1,605.90	\$ 1,685.96	4.99%	\$ 3,951.38	\$ 4,031.44	2.03%
MGS-S Customer 10212	\$ 1,597.03	\$ 1,676.84	5.00%	\$ 3,991.81	\$ 4,071.62	2.00%
MGS-S Customer 10213	\$ 2,354.53	\$ 2,451.47	4.12%	\$ 6,299.72	\$ 6,396.67	1.54%
MGS-S Customer 10214	\$ 3,979.36	\$ 4,126.28	3.69%	\$ 11,309.77	\$ 11,456.69	1.30%
MGS-S Customer 10215	\$ 1,428.16	\$ 1,517.47	6.25%	\$ 3,206.10	\$ 3,295.42	2.79%
MGS-S Customer 10216	\$ 3,563.41	\$ 3,700.86	3.86%	\$ 10,082.68	\$ 10,220.12	1.36%
MGS-S Customer 10217	\$ 8,387.34	\$ 8,633.61	2.94%	\$ 25,712.01	\$ 25,958.28	0.96%
MGS-S Customer 10218	\$ 1,940.53	\$ 2,041.40	5.20%	\$ 4,867.23	\$ 4,968.11	2.07%
MGS-S Customer 10219	\$ 24,545.28	\$ 25,179.56	2.58%	\$ 69,296.18	\$ 69,930.47	0.92%
MGS-S Customer 10220	\$ 7,857.18	\$ 8,093.68	3.01%	\$ 23,514.43	\$ 23,750.93	1.01%
MGS-S Customer 10221	\$ 1,422.15	\$ 1,498.01	5.33%	\$ 3,448.29	\$ 3,524.16	2.20%
MGS-S Customer 10222	\$ 14,278.90	\$ 14,657.98	2.65%	\$ 43,941.30	\$ 44,320.37	0.86%
MGS-S Customer 10223	\$ 2,824.00	\$ 2,931.59	3.81%	\$ 8,045.55	\$ 8,153.14	1.34%
MGS-S Customer 10224	\$ 2,225.85	\$ 2,333.14	4.82%	\$ 5,714.98	\$ 5,822.27	1.88%
MGS-S Customer 10225	\$ 3,028.88	\$ 3,154.29	4.14%	\$ 8,463.46	\$ 8,588.88	1.48%
MGS-S Customer 10226	\$ 4,679.61	\$ 4,843.01	3.49%	\$ 13,496.30	\$ 13,659.70	1.21%
MGS-S Customer 10227	\$ 2,297.20	\$ 2,392.81	4.16%	\$ 6,193.53	\$ 6,289.14	1.54%
MGS-S Customer 10228	\$ 5,266.00	\$ 5,428.50	3.09%	\$ 15,221.07	\$ 15,383.57	1.07%
MGS-S Customer 10229	\$ 3,547.93	\$ 3,685.07	3.87%	\$ 9,782.90	\$ 9,920.04	1.40%
MGS-S Customer 10230	\$ 1,973.11	\$ 2,074.68	5.15%	\$ 4,886.66	\$ 4,988.23	2.08%
MGS-S Customer 10231	\$ 1,869.92	\$ 1,955.90	4.60%	\$ 4,950.85	\$ 5,036.84	1.74%
MGS-S Customer 10232	\$ 1,772.81	\$ 1,869.90	5.48%	\$ 4,319.05	\$ 4,416.14	2.25%
MGS-S Customer 10233	\$ 2,646.41	\$ 2,749.87	3.91%	\$ 7,434.87	\$ 7,538.33	1.39%
MGS-S Customer 10234	\$ 2,699.65	\$ 2,817.61	4.37%	\$ 7,287.40	\$ 7,405.36	1.62%
MGS-S Customer 10235	\$ 5,604.97	\$ 5,788.45	3.27%	\$ 16,782.27	\$ 16,965.75	1.09%
MGS-S Customer 10236	\$ 2,900.92	\$ 3,024.73	4.27%	\$ 7,321.78	\$ 7,445.58	1.69%
MGS-S Customer 10237	\$ 2,690.10	\$ 2,794.43	3.88%	\$ 7,341.39	\$ 7,445.72	1.42%

Customer	Distribution 8/23 Prices	Distribution 1/24 Prices	Distribution % Difference	Delivery 8/23 Prices	Delivery 1/24 Prices	Delivery % Difference
MGS-S Customer 10238	\$ 7,346.32	\$ 7,569.25	3.03%	\$ 21,356.89	\$ 21,579.81	1.04%
MGS-S Customer 10239	\$ 2,229.75	\$ 2,323.85	4.22%	\$ 6,044.46	\$ 6,138.56	1.56%
MGS-S Customer 10240	\$ 5,895.48	\$ 6,085.54	3.22%	\$ 17,415.32	\$ 17,605.38	1.09%
MGS-S Customer 10241	\$ 2,605.08	\$ 2,707.67	3.94%	\$ 7,365.82	\$ 7,468.41	1.39%
MGS-S Customer 10242	\$ 1,823.03	\$ 1,921.22	5.39%	\$ 4,467.71	\$ 4,565.90	2.20%
MGS-S Customer 10243	\$ 1,321.46	\$ 1,395.04	5.57%	\$ 3,008.53	\$ 3,082.12	2.45%
MGS-S Customer 10244	\$ 5,931.35	\$ 6,122.24	3.22%	\$ 18,029.32	\$ 18,220.20	1.06%
MGS-S Customer 10245	\$ 542.35	\$ 598.40	10.33%	\$ 668.35	\$ 724.39	8.38%
MGS-S Customer 10246	\$ 2,571.65	\$ 2,686.73	4.47%	\$ 6,795.77	\$ 6,910.85	1.69%
MGS-S Customer 10247	\$ 4,757.40	\$ 4,921.78	3.46%	\$ 13,632.04	\$ 13,796.42	1.21%
MGS-S Customer 10248	\$ 746.74	\$ 820.67	9.90%	\$ 1,015.19	\$ 1,089.12	7.28%
MGS-S Customer 10249	\$ 1,235.80	\$ 1,307.42	5.80%	\$ 2,772.81	\$ 2,844.42	2.58%
MGS-S Customer 10250	\$ 1,314.75	\$ 1,388.20	5.59%	\$ 3,110.71	\$ 3,184.16	2.36%
MGS-S Customer 10251	\$ 1,614.64	\$ 1,694.89	4.97%	\$ 4,044.41	\$ 4,124.66	1.98%
MGS-S Customer 10252	\$ 1,557.87	\$ 1,636.81	5.07%	\$ 3,889.24	\$ 3,968.18	2.03%
MGS-S Customer 10253	\$ 2,073.63	\$ 2,164.20	4.37%	\$ 5,629.72	\$ 5,720.29	1.61%
MGS-S Customer 10254	\$ 1,771.88	\$ 1,855.66	4.73%	\$ 4,629.00	\$ 4,712.78	1.81%
MGS-S Customer 10255	\$ 2,065.80	\$ 2,169.46	5.02%	\$ 5,260.01	\$ 5,363.67	1.97%
MGS-S Customer 10256	\$ 1,908.40	\$ 1,995.28	4.55%	\$ 5,002.37	\$ 5,089.25	1.74%
MGS-S Customer 10257	\$ 2,212.06	\$ 2,319.02	4.84%	\$ 5,585.09	\$ 5,692.04	1.91%
MGS-S Customer 10258	\$ 10,571.72	\$ 10,867.36	2.80%	\$ 33,256.87	\$ 33,552.51	0.89%
MGS-S Customer 10259	\$ 4,316.47	\$ 4,470.91	3.58%	\$ 12,347.00	\$ 12,501.44	1.25%
MGS-S Customer 10260	\$ 3,947.66	\$ 4,093.85	3.70%	\$ 11,185.08	\$ 11,331.27	1.31%
MGS-S Customer 10261	\$ 8,102.09	\$ 8,341.95	2.96%	\$ 25,179.40	\$ 25,419.25	0.95%
MGS-S Customer 10262	\$ 1,622.69	\$ 1,703.12	4.96%	\$ 4,065.09	\$ 4,145.51	1.98%
MGS-S Customer 10263	\$ 2,644.36	\$ 2,747.64	3.91%	\$ 7,083.24	\$ 7,186.51	1.46%
MGS-S Customer 10264	\$ 8,460.63	\$ 8,708.59	2.93%	\$ 25,448.94	\$ 25,696.90	0.97%
MGS-S Customer 10265	\$ 3,276.48	\$ 3,407.47	4.00%	\$ 9,227.41	\$ 9,358.41	1.42%
MGS-S Customer 10266	\$ 2,333.12	\$ 2,429.55	4.13%	\$ 6,475.57	\$ 6,572.00	1.49%
MGS-S Customer 10267	\$ 2,369.69	\$ 2,480.24	4.67%	\$ 6,256.95	\$ 6,367.50	1.77%
MGS-S Customer 10268	\$ 3,135.51	\$ 3,263.32	4.08%	\$ 8,514.80	\$ 8,642.61	1.50%
MGS-S Customer 10269	\$ 4,770.61	\$ 4,935.34	3.45%	\$ 13,983.19	\$ 14,147.92	1.18%
MGS-S Customer 10270	\$ 2,228.06	\$ 2,335.43	4.82%	\$ 5,671.51	\$ 5,778.88	1.89%
MGS-S Customer 10271	\$ 1,587.95	\$ 1,667.56	5.01%	\$ 3,909.83	\$ 3,989.45	2.04%
MGS-S Customer 10272	\$ 3,725.74	\$ 3,866.87	3.79%	\$ 10,639.22	\$ 10,780.35	1.33%
MGS-S Customer 10273	\$ 3,050.89	\$ 3,176.89	4.13%	\$ 8,414.60	\$ 8,540.61	1.50%
MGS-S Customer 10274	\$ 3,778.75	\$ 3,907.83	3.42%	\$ 11,132.81	\$ 11,261.89	1.16%
MGS-S Customer 10275	\$ 1,117.72	\$ 1,186.77	6.18%	\$ 2,572.44	\$ 2,641.49	2.68%
MGS-S Customer 10276	\$ 1,879.43	\$ 1,965.62	4.59%	\$ 4,963.19	\$ 5,049.38	1.74%
MGS-S Customer 10277	\$ 1,482.79	\$ 1,560.04	5.21%	\$ 3,701.75	\$ 3,779.01	2.09%

Internal Use

Customer	Distribution 8/23 Prices	Distribution 1/24 Prices	Distribution % Difference	Delivery 8/23 Prices	Delivery 1/24 Prices	Delivery % Difference
MGS-S Customer 10278	\$ 4,628.14	\$ 4,789.66	3.49%	\$ 13,502.30	\$ 13,663.81	1.20%
MGS-S Customer 10279	\$ 1,215.91	\$ 1,287.09	5.85%	\$ 2,726.84	\$ 2,798.01	2.61%
MGS-S Customer 10280	\$ 1,612.10	\$ 1,692.27	4.97%	\$ 4,043.81	\$ 4,123.98	1.98%
MGS-S Customer 10281	\$ 1,698.89	\$ 1,794.30	5.62%	\$ 3,988.28	\$ 4,083.69	2.39%
MGS-S Customer 10282	\$ 1,246.37	\$ 1,318.29	5.77%	\$ 2,916.22	\$ 2,988.14	2.47%
MGS-S Customer 10283	\$ 2,126.14	\$ 2,231.19	4.94%	\$ 5,397.79	\$ 5,502.83	1.95%
MGS-S Customer 10284	\$ 1,812.85	\$ 1,897.56	4.67%	\$ 4,736.38	\$ 4,821.10	1.79%
MGS-S Customer 10285	\$ 2,654.09	\$ 2,771.05	4.41%	\$ 6,982.45	\$ 7,099.42	1.68%
MGS-S Customer 10286	\$ 1,406.34	\$ 1,495.13	6.31%	\$ 3,093.22	\$ 3,182.02	2.87%
MGS-S Customer 10287	\$ 2,244.51	\$ 2,352.24	4.80%	\$ 5,881.14	\$ 5,988.88	1.83%
MGS-S Customer 10288	\$ 2,492.35	\$ 2,605.65	4.55%	\$ 6,608.46	\$ 6,721.75	1.71%
MGS-S Customer 10289	\$ 3,540.38	\$ 3,677.34	3.87%	\$ 10,171.49	\$ 10,308.45	1.35%
MGS-S Customer 10290	\$ 8,600.00	\$ 8,851.22	2.92%	\$ 25,847.26	\$ 26,098.48	0.97%
MGS-S Customer 10291	\$ 2,151.15	\$ 2,256.71	4.91%	\$ 5,343.67	\$ 5,449.22	1.98%
MGS-S Customer 10292	\$ 2,096.58	\$ 2,200.96	4.98%	\$ 5,271.23	\$ 5,375.61	1.98%
MGS-S Customer 10293	\$ 2,274.77	\$ 2,383.93	4.80%	\$ 5,585.84	\$ 5,695.00	1.95%
MGS-S Customer 10294	\$ 761.66	\$ 835.93	9.75%	\$ 1,059.43	\$ 1,133.70	7.01%
MGS-S Customer 10295	\$ 1,014.06	\$ 1,080.73	6.57%	\$ 2,157.26	\$ 2,223.92	3.09%
MGS-S Customer 10296	\$ 2,496.69	\$ 2,610.11	4.54%	\$ 6,587.87	\$ 6,701.29	1.72%
MGS-S Customer 10297	\$ 1,309.81	\$ 1,383.12	5.60%	\$ 3,031.45	\$ 3,104.76	2.42%
MGS-S Customer 10298	\$ 1,868.09	\$ 1,967.31	5.31%	\$ 4,670.62	\$ 4,769.84	2.12%
MGS-S Customer 10299	\$ 1,699.05	\$ 1,781.19	4.83%	\$ 4,380.88	\$ 4,463.02	1.87%
MGS-S Customer 10300	\$ 1,692.53	\$ 1,774.53	4.84%	\$ 4,368.16	\$ 4,450.16	1.88%
MGS-S Customer 10301	\$ 2,445.24	\$ 2,544.22	4.05%	\$ 6,915.60	\$ 7,014.58	1.43%
MGS-S Customer 10302	\$ 2,784.77	\$ 2,904.68	4.31%	\$ 7,672.58	\$ 7,792.50	1.56%
MGS-S Customer 10303	\$ 3,646.58	\$ 3,785.87	3.82%	\$ 10,100.24	\$ 10,239.53	1.38%
MGS-S Customer 10304	\$ 2,405.28	\$ 2,503.35	4.08%	\$ 6,672.20	\$ 6,770.27	1.47%
MGS-S Customer 10305	\$ 8,095.62	\$ 8,335.71	2.97%	\$ 24,408.69	\$ 24,648.77	0.98%
MGS-S Customer 10306	\$ 1,726.91	\$ 1,822.94	5.56%	\$ 4,101.45	\$ 4,197.48	2.34%
MGS-S Customer 10307	\$ 3,951.16	\$ 4,097.27	3.70%	\$ 11,206.65	\$ 11,352.76	1.30%
MGS-S Customer 10308	\$ 1,593.96	\$ 1,686.96	5.83%	\$ 3,697.54	\$ 3,790.54	2.52%
MGS-S Customer 10309	\$ 1,713.02	\$ 1,808.73	5.59%	\$ 4,038.40	\$ 4,134.11	2.37%
MGS-S Customer 10310	\$ 1,379.37	\$ 1,467.54	6.39%	\$ 2,971.40	\$ 3,059.56	2.97%
MGS-S Customer 10311	\$ 6,403.93	\$ 6,605.62	3.15%	\$ 19,008.09	\$ 19,209.78	1.06%
MGS-S Customer 10312	\$ 2,042.57	\$ 2,145.74	5.05%	\$ 5,032.92	\$ 5,136.09	2.05%
MGS-S Customer 10313	\$ 1,873.99	\$ 1,960.08	4.59%	\$ 5,006.63	\$ 5,092.72	1.72%
MGS-S Customer 10314	\$ 2,980.43	\$ 3,104.75	4.17%	\$ 8,060.63	\$ 8,184.95	1.54%
MGS-S Customer 10315	\$ 2,346.98	\$ 2,456.98	4.69%	\$ 6,053.29	\$ 6,163.29	1.82%
MGS-S Customer 10316	\$ 1,847.22	\$ 1,945.91	5.34%	\$ 4,393.84	\$ 4,492.53	2.25%
MGS-S Customer 10317	\$ 1,633.54	\$ 1,727.41	5.75%	\$ 3,677.52	\$ 3,771.39	2.55%

Internal Use

Customer	Distribution 8/23 Prices	Distribution 1/24 Prices	Distribution % Difference	Delivery 8/23 Prices	Delivery 1/24 Prices	Delivery % Difference
MGS-S Customer 10318	\$ 1,664.52	\$ 1,745.85	4.89%	\$ 4,238.54	\$ 4,319.88	1.92%
MGS-S Customer 10319	\$ 1,525.69	\$ 1,603.93	5.13%	\$ 3,820.12	\$ 3,898.37	2.05%
MGS-S Customer 10320	\$ 20,112.32	\$ 20,637.19	2.61%	\$ 57,836.99	\$ 58,361.86	0.91%
MGS-S Customer 10321	\$ 4,090.63	\$ 4,240.02	3.65%	\$ 11,552.30	\$ 11,701.69	1.29%
MGS-S Customer 10322	\$ 6,433.46	\$ 6,635.81	3.15%	\$ 19,516.37	\$ 19,718.71	1.04%
MGS-S Customer 10323	\$ 3,990.59	\$ 4,137.68	3.69%	\$ 11,393.42	\$ 11,540.51	1.29%
MGS-S Customer 10324	\$ 1,484.60	\$ 1,561.93	5.21%	\$ 3,637.85	\$ 3,715.19	2.13%
MGS-S Customer 10325	\$ 6,895.76	\$ 7,108.50	3.09%	\$ 21,001.16	\$ 21,213.90	1.01%
MGS-S Customer 10326	\$ 5,510.58	\$ 5,691.97	3.29%	\$ 16,280.47	\$ 16,461.86	1.11%
MGS-S Customer 10327	\$ 1,362.69	\$ 1,450.52	6.45%	\$ 2,987.56	\$ 3,075.39	2.94%
MGS-S Customer 10328	\$ 2,166.95	\$ 2,272.93	4.89%	\$ 5,503.55	\$ 5,609.54	1.93%
MGS-S Customer 10329	\$ 1,446.27	\$ 1,522.77	5.29%	\$ 3,662.63	\$ 3,739.13	2.09%
MGS-S Customer 10330	\$ 2,166.57	\$ 2,272.53	4.89%	\$ 5,618.04	\$ 5,724.00	1.89%
MGS-S Customer 10331	\$ 1,467.01	\$ 1,543.85	5.24%	\$ 3,547.45	\$ 3,624.29	2.17%
MGS-S Customer 10332	\$ 2,934.13	\$ 3,057.39	4.20%	\$ 8,020.28	\$ 8,143.55	1.54%
MGS-S Customer 10333	\$ 3,135.74	\$ 3,263.49	4.07%	\$ 8,570.39	\$ 8,698.14	1.49%
MGS-S Customer 10334	\$ 2,333.77	\$ 2,430.26	4.13%	\$ 6,383.47	\$ 6,479.96	1.51%
MGS-S Customer 10335	\$ 6,368.91	\$ 6,569.54	3.15%	\$ 18,701.87	\$ 18,902.51	1.07%
MGS-S Customer 10336	\$ 2,172.85	\$ 2,265.68	4.27%	\$ 5,999.71	\$ 6,092.54	1.55%
MGS-S Customer 10337	\$ 2,121.07	\$ 2,225.99	4.95%	\$ 5,363.17	\$ 5,468.09	1.96%
MGS-S Customer 10338	\$ 1,720.87	\$ 1,803.50	4.80%	\$ 4,489.14	\$ 4,571.77	1.84%
MGS-S Customer 10339	\$ 8,970.07	\$ 9,229.59	2.89%	\$ 26,919.11	\$ 27,178.64	0.96%
MGS-S Customer 10340	\$ 5,361.45	\$ 5,539.36	3.32%	\$ 15,177.93	\$ 15,355.84	1.17%
MGS-S Customer 10341	\$ 1,496.33	\$ 1,573.80	5.18%	\$ 3,600.70	\$ 3,678.17	2.15%
MGS-S Customer 10342	\$ 1,459.04	\$ 1,535.74	5.26%	\$ 3,613.85	\$ 3,690.55	2.12%
MGS-S Customer 10343	\$ 4,216.64	\$ 4,368.85	3.61%	\$ 12,192.36	\$ 12,344.57	1.25%
MGS-S Customer 10344	\$ 1,857.85	\$ 1,956.87	5.33%	\$ 4,530.35	\$ 4,629.37	2.19%
MGS-S Customer 10345	\$ 1,752.46	\$ 1,849.05	5.51%	\$ 4,137.51	\$ 4,234.10	2.33%
MGS-S Customer 10346	\$ 1,312.06	\$ 1,398.74	6.61%	\$ 2,833.63	\$ 2,920.31	3.06%
MGS-S Customer 10347	\$ 3,663.03	\$ 3,802.72	3.81%	\$ 10,427.66	\$ 10,567.35	1.34%
MGS-S Customer 10348	\$ 1,888.55	\$ 1,988.25	5.28%	\$ 4,565.04	\$ 4,664.74	2.18%
MGS-S Customer 10349	\$ 2,880.64	\$ 2,989.42	3.78%	\$ 7,994.79	\$ 8,103.57	1.36%
MGS-S Customer 10350	\$ 1,728.28	\$ 1,824.36	5.56%	\$ 4,053.36	\$ 4,149.44	2.37%
MGS-S Customer 10351	\$ 483.84	\$ 538.56	11.31%	\$ 513.38	\$ 568.10	10.66%
MGS-S Customer 10352	\$ 4,862.99	\$ 5,029.83	3.43%	\$ 14,339.06	\$ 14,505.90	1.16%
MGS-S Customer 10353	\$ 4,020.64	\$ 4,168.32	3.67%	\$ 11,206.90	\$ 11,354.58	1.32%
MGS-S Customer 10354	\$ 15,592.08	\$ 16,002.35	2.63%	\$ 47,473.65	\$ 47,883.92	0.86%
MGS-S Customer 10355	\$ 10,988.72	\$ 11,293.78	2.78%	\$ 34,306.43	\$ 34,611.50	0.89%
MGS-S Customer 10356	\$ 1,327.67	\$ 1,401.41	5.55%	\$ 3,190.87	\$ 3,264.61	2.31%
MGS-S Customer 10357	\$ 18,293.99	\$ 18,763.36	2.57%	\$ 57,704.29	\$ 58,173.66	0.81%

Internal Use

Customer	Distribution 8/23 Prices	Distribution 1/24 Prices	Distribution % Difference	Delivery 8/23 Prices	Delivery 1/24 Prices	Delivery % Difference
MGS-S Customer 10358	\$ 2,423.01	\$ 2,521.53	4.07%	\$ 6,691.36	\$ 6,789.88	1.47%
MGS-S Customer 10359	\$ 4,839.74	\$ 5,006.00	3.44%	\$ 14,413.63	\$ 14,579.89	1.15%
MGS-S Customer 10360	\$ 5,007.61	\$ 5,164.41	3.13%	\$ 14,775.80	\$ 14,932.61	1.06%
MGS-S Customer 10361	\$ 4,748.19	\$ 4,912.29	3.46%	\$ 13,559.44	\$ 13,723.54	1.21%
MGS-S Customer 10362	\$ 2,823.13	\$ 2,943.89	4.28%	\$ 7,491.86	\$ 7,612.62	1.61%
MGS-S Customer 10363	\$ 1,771.46	\$ 1,868.48	5.48%	\$ 4,141.45	\$ 4,238.47	2.34%
MGS-S Customer 10364	\$ 1,323.59	\$ 1,397.21	5.56%	\$ 3,056.84	\$ 3,130.46	2.41%
MGS-S Customer 10365	\$ 2,565.46	\$ 2,680.40	4.48%	\$ 6,816.35	\$ 6,931.29	1.69%
MGS-S Customer 10366	\$ 1,643.49	\$ 1,724.39	4.92%	\$ 4,223.50	\$ 4,304.40	1.92%
MGS-S Customer 10367	\$ 1,963.65	\$ 2,065.02	5.16%	\$ 4,854.27	\$ 4,955.64	2.09%
MGS-S Customer 10368	\$ 1,674.00	\$ 1,755.56	4.87%	\$ 4,245.20	\$ 4,326.76	1.92%
MGS-S Customer 10369	\$ 1,615.58	\$ 1,695.86	4.97%	\$ 4,192.11	\$ 4,272.39	1.92%
MGS-S Customer 10370	\$ 9,070.90	\$ 9,332.46	2.88%	\$ 27,585.14	\$ 27,846.70	0.95%
MGS-S Customer 10371	\$ 1,600.57	\$ 1,680.49	4.99%	\$ 4,044.48	\$ 4,124.40	1.98%
MGS-S Customer 10372	\$ 2,002.41	\$ 2,104.67	5.11%	\$ 4,959.73	\$ 5,061.99	2.06%
MGS-S Customer 10373	\$ 1,660.49	\$ 1,755.05	5.69%	\$ 3,836.57	\$ 3,931.13	2.46%
MGS-S Customer 10374	\$ 5,369.72	\$ 5,547.92	3.32%	\$ 15,909.48	\$ 16,087.68	1.12%
MGS-S Customer 10375	\$ 1,218.06	\$ 1,289.31	5.85%	\$ 2,751.58	\$ 2,822.83	2.59%
MGS-S Customer 10376	\$ 4,190.74	\$ 4,342.40	3.62%	\$ 11,734.74	\$ 11,886.40	1.29%
MGS-S Customer 10377	\$ 1,307.08	\$ 1,393.69	6.63%	\$ 3,224.91	\$ 3,311.52	2.69%
MGS-S Customer 10378	\$ 2,515.10	\$ 2,628.92	4.53%	\$ 6,633.07	\$ 6,746.89	1.72%
MGS-S Customer 10379	\$ 642.76	\$ 701.08	9.07%	\$ 1,007.92	\$ 1,066.23	5.79%
MGS-S Customer 10380	\$ 4,901.20	\$ 5,068.83	3.42%	\$ 14,344.91	\$ 14,512.54	1.17%
MGS-S Customer 10381	\$ 2,642.50	\$ 2,760.72	4.47%	\$ 6,416.07	\$ 6,534.29	1.84%
MGS-S Customer 10382	\$ 2,826.22	\$ 2,947.03	4.27%	\$ 7,600.99	\$ 7,721.80	1.59%
MGS-S Customer 10383	\$ 1,819.55	\$ 1,917.67	5.39%	\$ 4,362.11	\$ 4,460.23	2.25%
MGS-S Customer 10384	\$ 2,491.88	\$ 2,605.20	4.55%	\$ 6,467.21	\$ 6,580.52	1.75%
MGS-S Customer 10385	\$ 5,065.78	\$ 5,237.17	3.38%	\$ 14,409.59	\$ 14,580.98	1.19%
MGS-S Customer 10386	\$ 1,454.65	\$ 1,531.16	5.26%	\$ 3,389.38	\$ 3,465.88	2.26%
MGS-S Customer 10387	\$ 2,248.45	\$ 2,342.95	4.20%	\$ 6,091.51	\$ 6,186.01	1.55%
MGS-S Customer 10388	\$ 1,363.88	\$ 1,438.44	5.47%	\$ 3,266.06	\$ 3,340.61	2.28%
MGS-S Customer 10389	\$ 1,615.78	\$ 1,709.31	5.79%	\$ 3,817.70	\$ 3,911.23	2.45%
MGS-S Customer 10390	\$ 4,769.79	\$ 4,921.18	3.17%	\$ 14,528.27	\$ 14,679.66	1.04%
MGS-S Customer 10391	\$ 2,492.52	\$ 2,605.80	4.54%	\$ 6,520.47	\$ 6,633.74	1.74%
MGS-S Customer 10392	\$ 2,662.51	\$ 2,780.49	4.43%	\$ 6,757.24	\$ 6,875.21	1.75%
MGS-S Customer 10393	\$ 10,141.42	\$ 10,430.17	2.85%	\$ 30,065.87	\$ 30,354.62	0.96%
MGS-S Customer 10394	\$ 9,567.74	\$ 9,840.96	2.86%	\$ 29,595.81	\$ 29,869.03	0.92%
MGS-S Customer 10395	\$ 15,263.18	\$ 15,664.53	2.63%	\$ 48,451.72	\$ 48,853.07	0.83%
MGS-S Customer 10396	\$ 3,483.86	\$ 3,619.51	3.89%	\$ 9,647.53	\$ 9,783.17	1.41%
MGS-S Customer 10397	\$ 14,769.56	\$ 15,160.51	2.65%	\$ 46,208.93	\$ 46,599.87	0.85%

Internal Use

Customer	Distribution 8/23 Prices	Distribution 1/24 Prices	Distribution % Difference	Delivery 8/23 Prices	Delivery 1/24 Prices	Delivery % Difference
MGS-S Customer 10398	\$ 1,639.18	\$ 1,719.95	4.93%	\$ 4,140.21	\$ 4,220.99	1.95%
MGS-S Customer 10399	\$ 3,246.40	\$ 3,376.75	4.02%	\$ 9,011.22	\$ 9,141.57	1.45%
MGS-S Customer 10400	\$ 3,824.57	\$ 3,968.55	3.76%	\$ 10,338.24	\$ 10,482.22	1.39%
MGS-S Customer 10401	\$ 2,347.36	\$ 2,457.40	4.69%	\$ 6,122.58	\$ 6,232.62	1.80%
MGS-S Customer 10402	\$ 1,392.91	\$ 1,481.76	6.38%	\$ 2,963.12	\$ 3,051.97	3.00%
MGS-S Customer 10403	\$ 3,015.09	\$ 3,140.17	4.15%	\$ 8,380.96	\$ 8,506.05	1.49%
MGS-S Customer 10404	\$ 4,202.82	\$ 4,354.78	3.62%	\$ 12,005.55	\$ 12,157.51	1.27%
MGS-S Customer 10405	\$ 2,484.81	\$ 2,597.93	4.55%	\$ 6,593.65	\$ 6,706.77	1.72%
MGS-S Customer 10406	\$ 3,539.42	\$ 3,676.33	3.87%	\$ 9,989.74	\$ 10,126.65	1.37%
MGS-S Customer 10407	\$ 1,987.97	\$ 2,089.90	5.13%	\$ 4,914.25	\$ 5,016.18	2.07%
MGS-S Customer 10408	\$ 6,645.39	\$ 6,852.45	3.12%	\$ 19,853.89	\$ 20,060.95	1.04%
MGS-S Customer 10409	\$ 1,950.10	\$ 2,037.92	4.50%	\$ 5,107.51	\$ 5,195.33	1.72%
MGS-S Customer 10410	\$ 1,491.55	\$ 1,582.27	6.08%	\$ 3,384.82	\$ 3,475.54	2.68%
MGS-S Customer 10411	\$ 2,131.56	\$ 2,236.71	4.93%	\$ 5,437.22	\$ 5,542.36	1.93%
MGS-S Customer 10412	\$ 1,739.87	\$ 1,836.20	5.54%	\$ 4,198.59	\$ 4,294.92	2.29%
MGS-S Customer 10413	\$ 3,291.34	\$ 3,409.42	3.59%	\$ 9,383.08	\$ 9,501.17	1.26%
MGS-S Customer 10414	\$ 1,484.22	\$ 1,561.51	5.21%	\$ 3,601.60	\$ 3,678.89	2.15%
MGS-S Customer 10415	\$ 1,371.15	\$ 1,445.87	5.45%	\$ 3,218.34	\$ 3,293.05	2.32%
MGS-S Customer 10416	\$ 3,587.95	\$ 3,725.97	3.85%	\$ 10,283.63	\$ 10,421.65	1.34%
MGS-S Customer 10417	\$ 1,701.97	\$ 1,797.45	5.61%	\$ 4,052.52	\$ 4,148.00	2.36%
MGS-S Customer 10418	\$ 2,237.64	\$ 2,331.91	4.21%	\$ 6,025.01	\$ 6,119.28	1.56%
MGS-S Customer 10419	\$ 5,006.39	\$ 5,176.37	3.40%	\$ 14,146.30	\$ 14,316.28	1.20%
MGS-S Customer 10420	\$ 1,372.79	\$ 1,447.54	5.45%	\$ 3,348.75	\$ 3,423.51	2.23%
MGS-S Customer 10421	\$ 501.43	\$ 556.55	10.99%	\$ 539.24	\$ 594.36	10.22%
MGS-S Customer 10422	\$ 2,913.24	\$ 3,036.04	4.22%	\$ 7,897.22	\$ 8,020.02	1.55%
MGS-S Customer 10423	\$ 15,213.45	\$ 15,617.09	2.65%	\$ 45,683.80	\$ 46,087.43	0.88%
MGS-S Customer 10424	\$ 2,803.50	\$ 2,923.82	4.29%	\$ 7,619.15	\$ 7,739.48	1.58%
MGS-S Customer 10425	\$ 5,442.86	\$ 5,622.69	3.30%	\$ 16,023.40	\$ 16,203.23	1.12%
MGS-S Customer 10426	\$ 1,615.49	\$ 1,695.80	4.97%	\$ 4,087.32	\$ 4,167.62	1.96%
MGS-S Customer 10427	\$ 8,178.71	\$ 8,420.30	2.95%	\$ 25,168.32	\$ 25,409.91	0.96%
MGS-S Customer 10428	\$ 3,003.77	\$ 3,128.61	4.16%	\$ 8,058.86	\$ 8,183.70	1.55%
MGS-S Customer 10429	\$ 1,503.40	\$ 1,581.13	5.17%	\$ 3,829.97	\$ 3,907.70	2.03%
MGS-S Customer 10430	\$ 1,381.44	\$ 1,456.38	5.42%	\$ 3,358.73	\$ 3,433.68	2.23%
MGS-S Customer 10431	\$ 4,250.26	\$ 4,403.26	3.60%	\$ 12,255.24	\$ 12,408.24	1.25%
MGS-S Customer 10432	\$ 5,289.38	\$ 5,466.08	3.34%	\$ 15,800.16	\$ 15,976.86	1.12%
MGS-S Customer 10433	\$ 2,022.75	\$ 2,112.19	4.42%	\$ 5,302.95	\$ 5,392.39	1.69%
MGS-S Customer 10434	\$ 2,004.32	\$ 2,106.62	5.10%	\$ 4,986.93	\$ 5,089.24	2.05%
MGS-S Customer 10435	\$ 2,447.52	\$ 2,559.75	4.59%	\$ 6,302.08	\$ 6,414.31	1.78%
MGS-S Customer 10436	\$ 1,696.11	\$ 1,778.18	4.84%	\$ 4,335.50	\$ 4,417.57	1.89%
MGS-S Customer 10437	\$ 1,880.15	\$ 1,979.66	5.29%	\$ 4,688.49	\$ 4,787.99	2.12%

Internal Use

Customer	Distribution 8/23 Prices	Distribution 1/24 Prices	Distribution % Difference	Delivery 8/23 Prices	Delivery 1/24 Prices	Delivery % Difference
MGS-S Customer 10438	\$ 1,051.72	\$ 1,119.25	6.42%	\$ 2,373.69	\$ 2,441.22	2.84%
MGS-S Customer 10439	\$ 2,675.33	\$ 2,779.50	3.89%	\$ 7,531.20	\$ 7,635.37	1.38%
MGS-S Customer 10440	\$ 2,096.75	\$ 2,201.14	4.98%	\$ 5,555.43	\$ 5,659.82	1.88%
MGS-S Customer 10441	\$ 7,961.31	\$ 8,197.90	2.97%	\$ 24,294.07	\$ 24,530.66	0.97%
MGS-S Customer 10442	\$ 5,856.88	\$ 6,046.25	3.23%	\$ 17,554.43	\$ 17,743.81	1.08%
MGS-S Customer 10443	\$ 1,712.73	\$ 1,808.46	5.59%	\$ 4,089.53	\$ 4,185.25	2.34%
MGS-S Customer 10444	\$ 1,816.77	\$ 1,914.84	5.40%	\$ 4,481.12	\$ 4,579.19	2.19%
MGS-S Customer 10445	\$ 6,631.93	\$ 6,838.67	3.12%	\$ 19,815.01	\$ 20,021.76	1.04%
MGS-S Customer 10446	\$ 1,610.66	\$ 1,704.06	5.80%	\$ 3,784.22	\$ 3,877.62	2.47%
MGS-S Customer 10447	\$ 1,710.89	\$ 1,793.30	4.82%	\$ 4,311.11	\$ 4,393.53	1.91%
MGS-S Customer 10448	\$ 2,539.61	\$ 2,653.99	4.50%	\$ 6,704.87	\$ 6,819.25	1.71%
MGS-S Customer 10449	\$ 7,056.65	\$ 7,272.82	3.06%	\$ 21,383.95	\$ 21,600.11	1.01%
MGS-S Customer 10450	\$ 15,480.96	\$ 15,906.82	2.75%	\$ 41,858.87	\$ 42,284.73	1.02%
MGS-S Customer 10451	\$ 2,403.09	\$ 2,501.11	4.08%	\$ 6,570.06	\$ 6,668.08	1.49%
MGS-S Customer 10452	\$ 2,140.84	\$ 2,246.21	4.92%	\$ 5,404.31	\$ 5,509.67	1.95%
MGS-S Customer 10453	\$ 1,695.26	\$ 1,790.60	5.62%	\$ 4,021.65	\$ 4,116.99	2.37%
MGS-S Customer 10454	\$ 2,470.70	\$ 2,570.26	4.03%	\$ 6,795.57	\$ 6,895.12	1.46%
MGS-S Customer 10455	\$ 1,711.24	\$ 1,793.63	4.81%	\$ 4,377.69	\$ 4,460.09	1.88%
MGS-S Customer 10456	\$ 2,233.56	\$ 2,327.75	4.22%	\$ 6,033.08	\$ 6,127.27	1.56%
MGS-S Customer 10457	\$ 2,797.86	\$ 2,921.00	4.40%	\$ 6,516.68	\$ 6,639.82	1.89%
MGS-S Customer 10458	\$ 1,122.35	\$ 1,191.52	6.16%	\$ 2,580.76	\$ 2,649.93	2.68%
MGS-S Customer 10459	\$ 2,750.02	\$ 2,869.12	4.33%	\$ 7,411.21	\$ 7,530.31	1.61%
MGS-S Customer 10460	\$ 1,871.78	\$ 1,971.08	5.31%	\$ 4,698.86	\$ 4,798.16	2.11%
MGS-S Customer 10461	\$ 2,314.55	\$ 2,410.54	4.15%	\$ 6,228.44	\$ 6,324.43	1.54%
MGS-S Customer 10462	\$ 1,958.20	\$ 2,059.44	5.17%	\$ 4,867.24	\$ 4,968.47	2.08%
MGS-S Customer 10463	\$ 1,924.64	\$ 2,025.14	5.22%	\$ 4,759.36	\$ 4,859.86	2.11%
MGS-S Customer 10464	\$ 2,121.30	\$ 2,226.21	4.95%	\$ 5,266.56	\$ 5,371.47	1.99%
MGS-S Customer 10465	\$ 6,840.55	\$ 7,051.90	3.09%	\$ 19,727.90	\$ 19,939.25	1.07%
MGS-S Customer 10466	\$ 2,448.88	\$ 2,561.19	4.59%	\$ 6,517.87	\$ 6,630.18	1.72%
MGS-S Customer 10467	\$ 13,120.35	\$ 13,473.57	2.69%	\$ 40,171.78	\$ 40,525.01	0.88%
MGS-S Customer 10468	\$ 1,735.55	\$ 1,818.51	4.78%	\$ 4,542.78	\$ 4,625.74	1.83%
MGS-S Customer 10469	\$ 1,624.13	\$ 1,717.86	5.77%	\$ 3,803.91	\$ 3,897.64	2.46%
MGS-S Customer 10470	\$ 3,270.38	\$ 3,401.36	4.01%	\$ 8,961.48	\$ 9,092.46	1.46%
MGS-S Customer 10471	\$ 1,090.81	\$ 1,159.24	6.27%	\$ 2,440.87	\$ 2,509.30	2.80%
MGS-S Customer 10472	\$ 1,543.64	\$ 1,635.52	5.95%	\$ 3,513.16	\$ 3,605.05	2.62%
MGS-S Customer 10473	\$ 2,084.37	\$ 2,175.20	4.36%	\$ 5,607.13	\$ 5,697.96	1.62%
MGS-S Customer 10474	\$ 2,744.77	\$ 2,863.75	4.33%	\$ 7,355.58	\$ 7,474.56	1.62%
MGS-S Customer 10475	\$ 3,975.37	\$ 4,122.14	3.69%	\$ 11,436.47	\$ 11,583.24	1.28%
MGS-S Customer 10476	\$ 1,825.76	\$ 1,923.94	5.38%	\$ 4,306.53	\$ 4,404.71	2.28%
MGS-S Customer 10477	\$ 2,439.87	\$ 2,552.01	4.60%	\$ 6,383.87	\$ 6,496.02	1.76%

Internal Use

Customer	Distribution 8/23 Prices	Distribution 1/24 Prices	Distribution % Difference	Delivery 8/23 Prices	Delivery 1/24 Prices	Delivery % Difference
MGS-S Customer 10478	\$ 1,880.18	\$ 1,979.66	5.29%	\$ 4,614.93	\$ 4,714.42	2.16%
MGS-S Customer 10479	\$ 1,469.51	\$ 1,546.40	5.23%	\$ 3,503.29	\$ 3,580.18	2.19%
MGS-S Customer 10480	\$ 1,944.97	\$ 2,045.90	5.19%	\$ 4,771.25	\$ 4,872.18	2.12%
MGS-S Customer 10481	\$ 4,707.56	\$ 4,870.98	3.47%	\$ 13,647.41	\$ 13,810.82	1.20%
MGS-S Customer 10482	\$ 8,113.30	\$ 8,353.42	2.96%	\$ 25,122.13	\$ 25,362.25	0.96%
MGS-S Customer 10483	\$ 1,693.36	\$ 1,788.62	5.63%	\$ 3,998.15	\$ 4,093.41	2.38%
MGS-S Customer 10484	\$ 1,625.05	\$ 1,718.77	5.77%	\$ 3,876.88	\$ 3,970.61	2.42%
MGS-S Customer 10485	\$ 1,881.06	\$ 1,980.56	5.29%	\$ 4,567.09	\$ 4,666.59	2.18%
MGS-S Customer 10486	\$ 7,441.71	\$ 7,672.74	3.10%	\$ 19,819.21	\$ 20,050.24	1.17%
MGS-S Customer 10487	\$ 2,768.13	\$ 2,887.66	4.32%	\$ 7,386.35	\$ 7,505.87	1.62%
MGS-S Customer 10488	\$ 1,709.27	\$ 1,804.89	5.59%	\$ 3,996.33	\$ 4,091.94	2.39%
MGS-S Customer 10489	\$ 2,103.63	\$ 2,208.16	4.97%	\$ 5,301.64	\$ 5,406.17	1.97%
MGS-S Customer 10490	\$ 1,964.42	\$ 2,065.80	5.16%	\$ 4,814.15	\$ 4,915.53	2.11%
MGS-S Customer 10491	\$ 2,224.38	\$ 2,331.64	4.82%	\$ 5,739.02	\$ 5,846.28	1.87%
MGS-S Customer 10492	\$ 1,644.32	\$ 1,725.23	4.92%	\$ 4,065.29	\$ 4,146.20	1.99%
MGS-S Customer 10493	\$ 2,886.70	\$ 3,008.90	4.23%	\$ 7,830.57	\$ 7,952.77	1.56%
MGS-S Customer 10494	\$ 2,098.32	\$ 2,189.47	4.34%	\$ 5,758.18	\$ 5,849.33	1.58%
MGS-S Customer 10495	\$ 7,030.60	\$ 7,250.42	3.13%	\$ 19,328.14	\$ 19,547.96	1.14%
MGS-S Customer 10496	\$ 1,843.11	\$ 1,928.47	4.63%	\$ 4,702.06	\$ 4,787.41	1.82%
MGS-S Customer 10497	\$ 1,613.38	\$ 1,706.87	5.79%	\$ 3,778.69	\$ 3,872.18	2.47%
MGS-S Customer 10498	\$ 3,289.15	\$ 3,420.39	3.99%	\$ 9,121.49	\$ 9,252.74	1.44%
MGS-S Customer 10499	\$ 2,084.08	\$ 2,188.17	4.99%	\$ 5,246.75	\$ 5,350.84	1.98%
MGS-S Customer 10500	\$ 1,686.23	\$ 1,768.09	4.85%	\$ 4,340.22	\$ 4,422.07	1.89%
MGS-S Customer 10501	\$ 5,173.36	\$ 5,347.11	3.36%	\$ 15,043.17	\$ 15,216.91	1.15%
MGS-S Customer 10502	\$ 2,767.41	\$ 2,886.88	4.32%	\$ 7,439.82	\$ 7,559.30	1.61%
MGS-S Customer 10503	\$ 1,920.92	\$ 2,021.35	5.23%	\$ 4,707.53	\$ 4,807.96	2.13%
MGS-S Customer 10504	\$ 3,149.87	\$ 3,278.10	4.07%	\$ 8,526.41	\$ 8,654.64	1.50%
MGS-S Customer 10505	\$ 8,787.68	\$ 9,046.20	2.94%	\$ 26,233.31	\$ 26,491.83	0.99%
MGS-S Customer 10506	\$ 3,755.37	\$ 3,897.17	3.78%	\$ 10,819.40	\$ 10,961.20	1.31%
MGS-S Customer 10507	\$ 1,568.37	\$ 1,647.57	5.05%	\$ 3,824.89	\$ 3,904.09	2.07%
MGS-S Customer 10508	\$ 4,262.03	\$ 4,415.39	3.60%	\$ 12,237.85	\$ 12,391.21	1.25%
MGS-S Customer 10509	\$ 4,491.90	\$ 4,650.37	3.53%	\$ 13,078.68	\$ 13,237.15	1.21%
MGS-S Customer 10510	\$ 1,650.86	\$ 1,731.90	4.91%	\$ 4,222.48	\$ 4,303.51	1.92%
MGS-S Customer 10511	\$ 2,180.73	\$ 2,287.00	4.87%	\$ 5,550.64	\$ 5,656.91	1.91%
MGS-S Customer 10512	\$ 1,840.58	\$ 1,939.17	5.36%	\$ 4,546.24	\$ 4,644.82	2.17%
MGS-S Customer 10513	\$ 2,477.48	\$ 2,577.19	4.02%	\$ 6,716.57	\$ 6,816.27	1.48%
MGS-S Customer 10514	\$ 1,794.00	\$ 1,878.28	4.70%	\$ 4,594.10	\$ 4,678.38	1.83%
MGS-S Customer 10515	\$ 7,719.04	\$ 7,950.26	3.00%	\$ 24,080.87	\$ 24,312.10	0.96%
MGS-S Customer 10516	\$ 9,852.58	\$ 10,136.21	2.88%	\$ 28,588.80	\$ 28,872.43	0.99%
MGS-S Customer 10517	\$ 17,275.33	\$ 17,722.32	2.59%	\$ 53,195.23	\$ 53,642.23	0.84%

Internal Use

Customer	Distribution 8/23 Prices	Distribution 1/24 Prices	Distribution % Difference	Delivery 8/23 Prices	Delivery 1/24 Prices	Delivery % Difference
MGS-S Customer 10518	\$ 8,398.25	\$ 8,652.37	3.03%	\$ 22,374.01	\$ 22,628.12	1.14%
MGS-S Customer 10519	\$ 20,940.59	\$ 21,481.35	2.58%	\$ 62,047.16	\$ 62,587.92	0.87%
MGS-S Customer 10520	\$ 3,053.68	\$ 3,179.65	4.13%	\$ 8,738.98	\$ 8,864.95	1.44%
MGS-S Customer 10521	\$ 16,182.09	\$ 16,609.76	2.64%	\$ 48,102.64	\$ 48,530.31	0.89%
MGS-S Customer 10522	\$ 2,194.98	\$ 2,301.59	4.86%	\$ 5,683.95	\$ 5,790.56	1.88%
MGS-S Customer 10523	\$ 2,459.89	\$ 2,559.16	4.04%	\$ 6,748.80	\$ 6,848.07	1.47%
MGS-S Customer 10524	\$ 1,511.38	\$ 1,608.59	6.43%	\$ 2,787.24	\$ 2,884.45	3.49%
MGS-S Customer 10525	\$ 1,661.96	\$ 1,743.26	4.89%	\$ 4,248.32	\$ 4,329.62	1.91%
MGS-S Customer 10526	\$ 1,365.13	\$ 1,439.73	5.46%	\$ 3,307.67	\$ 3,382.26	2.26%
MGS-S Customer 10527	\$ 2,789.33	\$ 2,896.02	3.82%	\$ 7,856.90	\$ 7,963.59	1.36%
MGS-S Customer 10528	\$ 2,911.44	\$ 3,034.21	4.22%	\$ 8,157.53	\$ 8,280.30	1.50%
MGS-S Customer 10529	\$ 1,556.03	\$ 1,634.94	5.07%	\$ 3,750.54	\$ 3,829.46	2.10%
MGS-S Customer 10530	\$ 885.13	\$ 948.93	7.21%	\$ 1,785.58	\$ 1,849.39	3.57%
MGS-S Customer 10531	\$ 9,811.01	\$ 10,089.46	2.84%	\$ 30,140.66	\$ 30,419.11	0.92%
MGS-S Customer 10532	\$ 1,083.37	\$ 1,151.59	6.30%	\$ 2,348.21	\$ 2,416.42	2.90%
MGS-S Customer 10533	\$ 1,562.71	\$ 1,641.80	5.06%	\$ 3,887.38	\$ 3,966.47	2.03%
MGS-S Customer 10534	\$ 2,153.20	\$ 2,258.87	4.91%	\$ 5,496.96	\$ 5,602.64	1.92%
MGS-S Customer 10535	\$ 7,553.86	\$ 7,781.65	3.02%	\$ 22,743.81	\$ 22,971.61	1.00%
MGS-S Customer 10536	\$ 4,188.37	\$ 4,340.04	3.62%	\$ 12,063.37	\$ 12,215.04	1.26%
MGS-S Customer 10537	\$ 2,527.91	\$ 2,642.03	4.51%	\$ 6,743.14	\$ 6,857.25	1.69%
MGS-S Customer 10538	\$ 1,081.96	\$ 1,150.22	6.31%	\$ 2,433.04	\$ 2,501.30	2.81%
MGS-S Customer 10539	\$ 2,447.77	\$ 2,546.91	4.05%	\$ 6,920.32	\$ 7,019.46	1.43%
MGS-S Customer 10540	\$ 1,935.72	\$ 2,023.21	4.52%	\$ 5,108.15	\$ 5,195.64	1.71%
MGS-S Customer 10541	\$ 16,240.27	\$ 16,666.04	2.62%	\$ 49,941.06	\$ 50,366.83	0.85%
MGS-S Customer 10542	\$ 1,369.35	\$ 1,444.01	5.45%	\$ 3,232.21	\$ 3,306.87	2.31%
MGS-S Customer 10543	\$ 1,822.02	\$ 1,920.19	5.39%	\$ 4,351.50	\$ 4,449.67	2.26%
MGS-S Customer 10544	\$ 2,845.89	\$ 2,967.16	4.26%	\$ 7,702.70	\$ 7,823.96	1.57%
MGS-S Customer 10545	\$ 2,116.96	\$ 2,221.83	4.95%	\$ 5,461.71	\$ 5,566.58	1.92%
MGS-S Customer 10546	\$ 3,680.25	\$ 3,820.40	3.81%	\$ 10,278.96	\$ 10,419.10	1.36%
MGS-S Customer 10547	\$ 2,977.57	\$ 3,101.76	4.17%	\$ 8,129.12	\$ 8,253.32	1.53%
MGS-S Customer 10548	\$ 3,066.35	\$ 3,179.34	3.68%	\$ 8,898.07	\$ 9,011.05	1.27%
MGS-S Customer 10549	\$ 2,551.84	\$ 2,653.20	3.97%	\$ 7,021.74	\$ 7,123.10	1.44%
MGS-S Customer 10550	\$ 1,341.98	\$ 1,416.05	5.52%	\$ 3,254.29	\$ 3,328.36	2.28%
MGS-S Customer 10551	\$ 1,554.84	\$ 1,633.71	5.07%	\$ 3,949.14	\$ 4,028.01	2.00%
MGS-S Customer 10552	\$ 2,389.63	\$ 2,487.37	4.09%	\$ 6,656.79	\$ 6,754.53	1.47%
MGS-S Customer 10553	\$ 2,242.68	\$ 2,337.07	4.21%	\$ 6,006.49	\$ 6,100.88	1.57%
MGS-S Customer 10554	\$ 2,210.03	\$ 2,316.96	4.84%	\$ 5,694.19	\$ 5,801.12	1.88%
MGS-S Customer 10555	\$ 2,033.09	\$ 2,136.02	5.06%	\$ 5,082.27	\$ 5,185.20	2.03%
MGS-S Customer 10556	\$ 11,906.78	\$ 12,232.42	2.73%	\$ 37,600.51	\$ 37,926.15	0.87%
MGS-S Customer 10557	\$ 2,584.30	\$ 2,699.64	4.46%	\$ 6,854.01	\$ 6,969.35	1.68%

Internal Use

Customer	Distribution 8/23 Prices	Distribution 1/24 Prices	Distribution % Difference	Delivery 8/23 Prices	Delivery 1/24 Prices	Delivery % Difference
MGS-S Customer 10558	\$ 1,073.16	\$ 1,141.18	6.34%	\$ 2,424.81	\$ 2,492.83	2.81%
MGS-S Customer 10559	\$ 11,171.43	\$ 11,492.51	2.87%	\$ 30,248.40	\$ 30,569.48	1.06%
MGS-S Customer 10560	\$ 1,348.23	\$ 1,435.73	6.49%	\$ 2,986.26	\$ 3,073.76	2.93%
MGS-S Customer 10561	\$ 2,172.13	\$ 2,278.24	4.89%	\$ 5,589.37	\$ 5,695.48	1.90%
MGS-S Customer 10562	\$ 853.11	\$ 916.17	7.39%	\$ 1,692.90	\$ 1,755.96	3.72%
MGS-S Customer 10563	\$ 7,094.37	\$ 7,311.46	3.06%	\$ 21,440.54	\$ 21,657.63	1.01%
MGS-S Customer 10564	\$ 3,278.84	\$ 3,409.89	4.00%	\$ 9,235.24	\$ 9,366.29	1.42%
MGS-S Customer 10565	\$ 2,645.26	\$ 2,748.75	3.91%	\$ 7,397.16	\$ 7,500.65	1.40%
MGS-S Customer 10566	\$ 9,062.45	\$ 9,327.22	2.92%	\$ 25,835.34	\$ 26,100.12	1.02%
MGS-S Customer 10567	\$ 1,797.93	\$ 1,895.56	5.43%	\$ 4,362.84	\$ 4,460.47	2.24%
MGS-S Customer 10568	\$ 956.81	\$ 1,022.17	6.83%	\$ 1,948.05	\$ 2,013.40	3.35%
MGS-S Customer 10569	\$ 1,618.83	\$ 1,712.34	5.78%	\$ 3,701.61	\$ 3,795.12	2.53%
MGS-S Customer 10570	\$ 2,322.29	\$ 2,431.77	4.71%	\$ 6,081.85	\$ 6,191.34	1.80%
MGS-S Customer 10571	\$ 9,428.78	\$ 9,698.61	2.86%	\$ 29,670.46	\$ 29,940.29	0.91%
MGS-S Customer 10572	\$ 1,901.76	\$ 1,988.42	4.56%	\$ 4,981.04	\$ 5,067.70	1.74%
MGS-S Customer 10573	\$ 11,184.23	\$ 11,493.67	2.77%	\$ 34,108.98	\$ 34,418.41	0.91%
MGS-S Customer 10574	\$ 7,456.85	\$ 7,682.26	3.02%	\$ 21,914.20	\$ 22,139.61	1.03%
MGS-S Customer 10575	\$ 5,035.87	\$ 5,206.57	3.39%	\$ 14,510.21	\$ 14,680.91	1.18%
MGS-S Customer 10576	\$ 2,241.90	\$ 2,336.30	4.21%	\$ 6,172.29	\$ 6,266.69	1.53%
MGS-S Customer 10577	\$ 5,367.01	\$ 5,545.09	3.32%	\$ 15,572.43	\$ 15,750.51	1.14%
MGS-S Customer 10578	\$ 2,513.64	\$ 2,627.44	4.53%	\$ 6,742.98	\$ 6,856.78	1.69%
MGS-S Customer 10579	\$ 3,732.94	\$ 3,874.08	3.78%	\$ 10,351.79	\$ 10,492.94	1.36%
MGS-S Customer 10580	\$ 1,687.26	\$ 1,769.13	4.85%	\$ 4,322.17	\$ 4,404.05	1.89%
MGS-S Customer 10581	\$ 6,219.01	\$ 6,416.40	3.17%	\$ 18,553.65	\$ 18,751.03	1.06%
MGS-S Customer 10582	\$ 1,576.33	\$ 1,655.69	5.03%	\$ 3,954.36	\$ 4,033.71	2.01%
MGS-S Customer 10583	\$ 1,834.31	\$ 1,932.75	5.37%	\$ 4,415.65	\$ 4,514.09	2.23%
MGS-S Customer 10584	\$ 4,511.55	\$ 4,657.15	3.23%	\$ 12,840.70	\$ 12,986.31	1.13%
MGS-S Customer 10585	\$ 2,837.19	\$ 2,958.28	4.27%	\$ 7,753.08	\$ 7,874.17	1.56%
MGS-S Customer 10586	\$ 2,940.99	\$ 3,064.43	4.20%	\$ 7,889.62	\$ 8,013.06	1.56%
MGS-S Customer 10587	\$ 5,077.05	\$ 5,248.69	3.38%	\$ 14,828.37	\$ 15,000.01	1.16%
MGS-S Customer 10588	\$ 7,951.56	\$ 8,188.03	2.97%	\$ 24,111.50	\$ 24,347.97	0.98%
MGS-S Customer 10589	\$ 3,259.40	\$ 3,390.01	4.01%	\$ 9,053.64	\$ 9,184.24	1.44%
MGS-S Customer 10590	\$ 3,911.20	\$ 4,056.48	3.71%	\$ 11,195.51	\$ 11,340.80	1.30%
MGS-S Customer 10591	\$ 2,095.20	\$ 2,199.55	4.98%	\$ 5,409.43	\$ 5,513.78	1.93%
MGS-S Customer 10592	\$ 1,441.55	\$ 1,517.86	5.29%	\$ 3,538.49	\$ 3,614.80	2.16%
MGS-S Customer 10593	\$ 1,382.76	\$ 1,457.73	5.42%	\$ 3,299.44	\$ 3,374.41	2.27%
MGS-S Customer 10594	\$ 2,374.91	\$ 2,486.68	4.71%	\$ 5,773.42	\$ 5,885.20	1.94%
MGS-S Customer 10595	\$ 970.57	\$ 1,036.31	6.77%	\$ 2,075.21	\$ 2,140.95	3.17%
MGS-S Customer 10596	\$ 2,760.32	\$ 2,879.76	4.33%	\$ 7,551.16	\$ 7,670.60	1.58%
MGS-S Customer 10597	\$ 2,920.53	\$ 3,043.47	4.21%	\$ 7,997.10	\$ 8,120.04	1.54%

Internal Use

Customer	Distribution 8/23 Prices	Distribution 1/24 Prices	Distribution % Difference	Delivery 8/23 Prices	Delivery 1/24 Prices	Delivery % Difference
MGS-S Customer 10598	\$ 1,130.37	\$ 1,212.94	7.30%	\$ 2,220.43	\$ 2,302.99	3.72%
MGS-S Customer 10599	\$ 4,433.32	\$ 4,590.44	3.54%	\$ 12,738.91	\$ 12,896.03	1.23%
MGS-S Customer 10600	\$ 1,790.99	\$ 1,888.46	5.44%	\$ 4,298.84	\$ 4,396.30	2.27%
MGS-S Customer 10601	\$ 4,534.64	\$ 4,694.05	3.52%	\$ 13,211.24	\$ 13,370.64	1.21%
MGS-S Customer 10602	\$ 4,562.50	\$ 4,722.44	3.51%	\$ 13,077.40	\$ 13,237.34	1.22%
MGS-S Customer 10603	\$ 4,055.07	\$ 4,203.59	3.66%	\$ 11,533.46	\$ 11,681.98	1.29%
MGS-S Customer 10604	\$ 2,678.59	\$ 2,796.10	4.39%	\$ 7,229.47	\$ 7,346.97	1.63%
MGS-S Customer 10605	\$ 6,115.41	\$ 6,310.46	3.19%	\$ 18,332.06	\$ 18,527.12	1.06%
MGS-S Customer 10606	\$ 1,448.48	\$ 1,538.21	6.19%	\$ 3,235.26	\$ 3,325.00	2.77%
MGS-S Customer 10607	\$ 1,822.93	\$ 1,920.98	5.38%	\$ 4,131.75	\$ 4,229.80	2.37%
MGS-S Customer 10608	\$ 8,683.45	\$ 8,936.49	2.91%	\$ 26,725.43	\$ 26,978.47	0.95%
MGS-S Customer 10609	\$ 2,224.39	\$ 2,331.64	4.82%	\$ 5,699.92	\$ 5,807.17	1.88%
MGS-S Customer 10610	\$ 3,662.55	\$ 3,802.24	3.81%	\$ 10,195.50	\$ 10,335.19	1.37%
MGS-S Customer 10611	\$ 819.73	\$ 882.03	7.60%	\$ 1,577.64	\$ 1,639.95	3.95%
MGS-S Customer 10612	\$ 1,546.37	\$ 1,638.34	5.95%	\$ 3,574.54	\$ 3,666.50	2.57%
MGS-S Customer 10613	\$ 3,614.58	\$ 3,753.20	3.84%	\$ 10,359.25	\$ 10,497.87	1.34%
MGS-S Customer 10614	\$ 6,013.84	\$ 6,206.62	3.21%	\$ 18,058.21	\$ 18,250.99	1.07%
MGS-S Customer 10615	\$ 6,375.62	\$ 6,576.66	3.15%	\$ 19,173.65	\$ 19,374.69	1.05%
MGS-S Customer 10616	\$ 9,368.85	\$ 9,637.28	2.87%	\$ 28,930.10	\$ 29,198.52	0.93%
MGS-S Customer 10617	\$ 4,651.42	\$ 4,813.41	3.48%	\$ 13,558.22	\$ 13,720.21	1.19%
MGS-S Customer 10618	\$ 24,153.36	\$ 24,770.96	2.56%	\$ 69,751.16	\$ 70,368.76	0.89%
MGS-S Customer 10619	\$ 1,722.95	\$ 1,805.63	4.80%	\$ 4,432.78	\$ 4,515.46	1.87%
MGS-S Customer 10620	\$ 1,484.66	\$ 1,575.24	6.10%	\$ 3,368.36	\$ 3,458.94	2.69%
MGS-S Customer 10621	\$ 8,239.51	\$ 8,485.16	2.98%	\$ 24,028.40	\$ 24,274.06	1.02%
MGS-S Customer 10622	\$ 3,727.92	\$ 3,869.19	3.79%	\$ 10,788.71	\$ 10,929.97	1.31%
MGS-S Customer 10623	\$ 1,356.98	\$ 1,444.66	6.46%	\$ 2,964.90	\$ 3,052.58	2.96%
MGS-S Customer 10624	\$ 2,474.14	\$ 2,587.05	4.56%	\$ 6,417.42	\$ 6,530.33	1.76%
MGS-S Customer 10625	\$ 7,630.93	\$ 7,864.00	3.05%	\$ 21,357.01	\$ 21,590.09	1.09%
MGS-S Customer 10626	\$ 2,849.02	\$ 2,970.36	4.26%	\$ 7,550.82	\$ 7,672.17	1.61%
MGS-S Customer 10627	\$ 3,309.60	\$ 3,441.30	3.98%	\$ 9,077.12	\$ 9,208.82	1.45%
MGS-S Customer 10628	\$ 2,773.13	\$ 2,879.59	3.84%	\$ 7,837.44	\$ 7,943.90	1.36%
MGS-S Customer 10629	\$ 1,141.89	\$ 1,211.47	6.09%	\$ 2,601.46	\$ 2,671.04	2.67%
MGS-S Customer 10630	\$ 4,046.06	\$ 4,194.50	3.67%	\$ 11,645.37	\$ 11,793.81	1.27%
MGS-S Customer 10631	\$ 16,620.84	\$ 17,061.45	2.65%	\$ 50,134.51	\$ 50,575.12	0.88%
MGS-S Customer 10632	\$ 2,874.63	\$ 2,983.29	3.78%	\$ 8,136.04	\$ 8,244.69	1.34%
MGS-S Customer 10633	\$ 2,715.72	\$ 2,834.08	4.36%	\$ 7,110.43	\$ 7,228.80	1.66%
MGS-S Customer 10634	\$ 2,096.15	\$ 2,200.46	4.98%	\$ 5,215.99	\$ 5,320.30	2.00%
MGS-S Customer 10635	\$ 2,004.18	\$ 2,093.18	4.44%	\$ 5,270.64	\$ 5,359.64	1.69%
MGS-S Customer 10636	\$ 2,441.51	\$ 2,553.60	4.59%	\$ 6,271.71	\$ 6,383.79	1.79%
MGS-S Customer 10637	\$ 3,230.13	\$ 3,346.83	3.61%	\$ 9,214.17	\$ 9,330.86	1.27%

Customer	Distribution 8/23 Prices	Distribution 1/24 Prices	Distribution % Difference	Delivery 8/23 Prices	Delivery 1/24 Prices	Delivery % Difference
MGS-S Customer 10638	\$ 6,721.87	\$ 6,930.57	3.10%	\$ 20,561.10	\$ 20,769.79	1.01%
MGS-S Customer 10639	\$ 4,412.48	\$ 4,569.04	3.55%	\$ 12,376.44	\$ 12,532.99	1.26%
MGS-S Customer 10640	\$ 2,085.16	\$ 2,189.28	4.99%	\$ 5,227.43	\$ 5,331.54	1.99%
MGS-S Customer 10641	\$ 1,562.43	\$ 1,654.73	5.91%	\$ 3,597.51	\$ 3,689.81	2.57%
MGS-S Customer 10642	\$ 1,979.57	\$ 2,081.30	5.14%	\$ 4,935.26	\$ 5,036.99	2.06%
MGS-S Customer 10643	\$ 3,589.90	\$ 3,727.92	3.84%	\$ 9,980.74	\$ 10,118.76	1.38%
MGS-S Customer 10644	\$ 2,012.38	\$ 2,101.58	4.43%	\$ 5,329.06	\$ 5,418.27	1.67%
MGS-S Customer 10645	\$ 2,834.26	\$ 2,942.01	3.80%	\$ 8,164.29	\$ 8,272.04	1.32%
MGS-S Customer 10646	\$ 7,367.83	\$ 7,591.18	3.03%	\$ 22,477.00	\$ 22,700.35	0.99%
MGS-S Customer 10647	\$ 2,084.60	\$ 2,188.72	4.99%	\$ 5,176.86	\$ 5,280.98	2.01%
MGS-S Customer 10648	\$ 1,750.73	\$ 1,847.29	5.52%	\$ 4,201.42	\$ 4,297.99	2.30%
MGS-S Customer 10649	\$ 2,174.89	\$ 2,281.04	4.88%	\$ 5,435.74	\$ 5,541.89	1.95%
MGS-S Customer 10650	\$ 1,704.31	\$ 1,786.59	4.83%	\$ 4,359.04	\$ 4,441.31	1.89%
MGS-S Customer 10651	\$ 2,006.93	\$ 2,109.29	5.10%	\$ 5,063.96	\$ 5,166.32	2.02%
MGS-S Customer 10652	\$ 1,840.74	\$ 1,939.28	5.35%	\$ 4,257.40	\$ 4,355.94	2.31%
MGS-S Customer 10653	\$ 1,897.07	\$ 1,983.69	4.57%	\$ 5,021.52	\$ 5,108.13	1.72%
MGS-S Customer 10654	\$ 7,860.29	\$ 8,094.70	2.98%	\$ 24,248.24	\$ 24,482.65	0.97%
MGS-S Customer 10655	\$ 1,673.92	\$ 1,768.75	5.67%	\$ 3,951.07	\$ 4,045.90	2.40%
MGS-S Customer 10656	\$ 3,502.42	\$ 3,625.29	3.51%	\$ 10,212.09	\$ 10,334.96	1.20%
MGS-S Customer 10657	\$ 9,514.30	\$ 9,786.14	2.86%	\$ 28,147.84	\$ 28,419.67	0.97%
MGS-S Customer 10658	\$ 1,771.09	\$ 1,854.86	4.73%	\$ 4,787.77	\$ 4,871.54	1.75%
MGS-S Customer 10659	\$ 2,733.08	\$ 2,851.80	4.34%	\$ 7,279.75	\$ 7,398.47	1.63%
MGS-S Customer 10660	\$ 1,045.51	\$ 1,112.93	6.45%	\$ 2,297.97	\$ 2,365.39	2.93%
MGS-S Customer 10661	\$ 9,952.07	\$ 10,233.91	2.83%	\$ 30,379.46	\$ 30,661.30	0.93%
MGS-S Customer 10662	\$ 4,213.24	\$ 4,365.39	3.61%	\$ 11,942.77	\$ 12,094.92	1.27%
MGS-S Customer 10663	\$ 10,238.71	\$ 10,530.09	2.85%	\$ 30,898.99	\$ 31,190.37	0.94%
MGS-S Customer 10664	\$ 1,878.98	\$ 1,978.47	5.29%	\$ 4,568.23	\$ 4,667.72	2.18%
MGS-S Customer 10665	\$ 1,856.37	\$ 1,942.06	4.62%	\$ 4,839.67	\$ 4,925.36	1.77%
MGS-S Customer 10666	\$ 1,983.70	\$ 2,085.56	5.13%	\$ 5,002.10	\$ 5,103.96	2.04%
MGS-S Customer 10667	\$ 2,280.68	\$ 2,389.24	4.76%	\$ 5,890.34	\$ 5,998.91	1.84%
MGS-S Customer 10668	\$ 4,074.33	\$ 4,223.30	3.66%	\$ 11,680.69	\$ 11,829.66	1.28%
MGS-S Customer 10669	\$ 3,722.41	\$ 3,863.48	3.79%	\$ 10,764.89	\$ 10,905.96	1.31%
MGS-S Customer 10670	\$ 5,430.48	\$ 5,614.42	3.39%	\$ 14,630.07	\$ 14,814.01	1.26%
MGS-S Customer 10671	\$ 2,609.21	\$ 2,725.17	4.44%	\$ 6,758.01	\$ 6,873.97	1.72%
MGS-S Customer 10672	\$ 4,346.37	\$ 4,501.54	3.57%	\$ 12,222.60	\$ 12,377.77	1.27%
MGS-S Customer 10673	\$ 13,559.58	\$ 13,922.63	2.68%	\$ 41,030.91	\$ 41,393.96	0.88%
MGS-S Customer 10674	\$ 10,524.30	\$ 10,819.11	2.80%	\$ 32,483.98	\$ 32,778.79	0.91%
MGS-S Customer 10675	\$ 6,230.41	\$ 6,428.26	3.18%	\$ 18,289.69	\$ 18,487.54	1.08%
MGS-S Customer 10676	\$ 1,787.87	\$ 1,872.00	4.71%	\$ 4,636.25	\$ 4,720.38	1.81%
MGS-S Customer 10677	\$ 2,470.25	\$ 2,583.05	4.57%	\$ 6,677.86	\$ 6,790.67	1.69%

Internal Use

Customer	Distribution 8/23 Prices	Distribution 1/24 Prices	Distribution % Difference	Delivery 8/23 Prices	Delivery 1/24 Prices	Delivery % Difference
MGS-S Customer 10678	\$ 2,105.75	\$ 2,210.31	4.97%	\$ 5,302.51	\$ 5,407.07	1.97%
MGS-S Customer 10679	\$ 2,067.37	\$ 2,171.10	5.02%	\$ 5,238.75	\$ 5,342.48	1.98%
MGS-S Customer 10680	\$ 3,279.59	\$ 3,410.72	4.00%	\$ 9,186.25	\$ 9,317.39	1.43%
MGS-S Customer 10681	\$ 1,455.99	\$ 1,532.56	5.26%	\$ 3,464.95	\$ 3,541.52	2.21%
MGS-S Customer 10682	\$ 2,269.48	\$ 2,377.73	4.77%	\$ 5,874.29	\$ 5,982.54	1.84%
MGS-S Customer 10683	\$ 1,313.42	\$ 1,386.87	5.59%	\$ 3,172.86	\$ 3,246.30	2.31%
MGS-S Customer 10684	\$ 1,150.95	\$ 1,220.65	6.06%	\$ 2,613.62	\$ 2,683.33	2.67%
MGS-S Customer 10685	\$ 4,284.84	\$ 4,438.60	3.59%	\$ 12,405.78	\$ 12,559.54	1.24%
MGS-S Customer 10686	\$ 1,318.74	\$ 1,392.34	5.58%	\$ 3,174.98	\$ 3,248.58	2.32%
MGS-S Customer 10687	\$ 2,628.03	\$ 2,731.13	3.92%	\$ 7,359.71	\$ 7,462.80	1.40%
MGS-S Customer 10688	\$ 5,028.97	\$ 5,186.26	3.13%	\$ 15,272.84	\$ 15,430.13	1.03%
MGS-S Customer 10689	\$ 2,230.49	\$ 2,338.59	4.85%	\$ 5,465.56	\$ 5,573.67	1.98%
MGS-S Customer 10690	\$ 1,899.91	\$ 1,999.87	5.26%	\$ 4,739.61	\$ 4,839.57	2.11%
MGS-S Customer 10691	\$ 5,344.62	\$ 5,522.27	3.32%	\$ 15,781.07	\$ 15,958.72	1.13%
MGS-S Customer 10692	\$ 1,385.31	\$ 1,473.68	6.38%	\$ 3,069.61	\$ 3,157.98	2.88%
MGS-S Customer 10693	\$ 2,165.59	\$ 2,271.56	4.89%	\$ 5,608.61	\$ 5,714.57	1.89%
MGS-S Customer 10694	\$ 2,579.74	\$ 2,695.00	4.47%	\$ 6,969.07	\$ 7,084.33	1.65%
MGS-S Customer 10695	\$ 1,850.31	\$ 1,949.10	5.34%	\$ 4,441.50	\$ 4,540.29	2.22%
MGS-S Customer 10696	\$ 1,896.73	\$ 1,996.61	5.27%	\$ 4,752.75	\$ 4,852.64	2.10%
MGS-S Customer 10697	\$ 1,891.24	\$ 1,990.95	5.27%	\$ 4,539.93	\$ 4,639.63	2.20%
MGS-S Customer 10698	\$ 1,746.50	\$ 1,842.96	5.52%	\$ 4,176.94	\$ 4,273.41	2.31%
MGS-S Customer 10699	\$ 1,687.37	\$ 1,769.22	4.85%	\$ 4,171.75	\$ 4,253.59	1.96%
MGS-S Customer 10700	\$ 4,091.89	\$ 4,241.25	3.65%	\$ 11,671.88	\$ 11,821.24	1.28%
MGS-S Customer 10701	\$ 2,056.64	\$ 2,146.86	4.39%	\$ 5,580.22	\$ 5,670.43	1.62%
MGS-S Customer 10702	\$ 3,074.80	\$ 3,201.25	4.11%	\$ 8,543.04	\$ 8,669.49	1.48%
MGS-S Customer 10703	\$ 2,125.42	\$ 2,230.47	4.94%	\$ 5,425.79	\$ 5,530.84	1.94%
MGS-S Customer 10704	\$ 1,684.78	\$ 1,766.58	4.86%	\$ 4,239.15	\$ 4,320.95	1.93%
MGS-S Customer 10705	\$ 1,731.40	\$ 1,827.52	5.55%	\$ 4,056.62	\$ 4,152.74	2.37%
MGS-S Customer 10706	\$ 2,796.68	\$ 2,916.83	4.30%	\$ 7,535.03	\$ 7,655.19	1.59%
MGS-S Customer 10707	\$ 5,361.65	\$ 5,526.39	3.07%	\$ 15,972.14	\$ 16,136.89	1.03%
MGS-S Customer 10708	\$ 1,805.01	\$ 1,889.51	4.68%	\$ 4,594.02	\$ 4,678.52	1.84%
MGS-S Customer 10709	\$ 2,028.83	\$ 2,131.67	5.07%	\$ 5,052.98	\$ 5,155.82	2.04%
MGS-S Customer 10710	\$ 1,412.73	\$ 1,488.41	5.36%	\$ 3,464.64	\$ 3,540.32	2.18%
MGS-S Customer 10711	\$ 3,639.74	\$ 3,778.89	3.82%	\$ 10,285.01	\$ 10,424.16	1.35%
MGS-S Customer 10712	\$ 4,923.74	\$ 5,091.98	3.42%	\$ 14,675.90	\$ 14,844.14	1.15%
MGS-S Customer 10713	\$ 2,737.57	\$ 2,856.34	4.34%	\$ 7,211.90	\$ 7,330.67	1.65%
MGS-S Customer 10714	\$ 1,796.31	\$ 1,880.66	4.70%	\$ 4,744.92	\$ 4,829.27	1.78%
MGS-S Customer 10715	\$ 2,850.68	\$ 2,972.09	4.26%	\$ 7,749.69	\$ 7,871.10	1.57%
MGS-S Customer 10716	\$ 1,861.65	\$ 1,947.47	4.61%	\$ 4,715.57	\$ 4,801.39	1.82%
MGS-S Customer 10717	\$ 4,330.96	\$ 4,486.91	3.60%	\$ 12,234.76	\$ 12,390.72	1.27%

Internal Use

Customer	Distribution 8/23 Prices	Distribution 1/24 Prices	Distribution % Difference	Delivery 8/23 Prices	Delivery 1/24 Prices	Delivery % Difference
MGS-S Customer 10718	\$ 2,579.91	\$ 2,695.18	4.47%	\$ 6,756.22	\$ 6,871.49	1.71%
MGS-S Customer 10719	\$ 4,577.82	\$ 4,738.15	3.50%	\$ 13,121.22	\$ 13,281.55	1.22%
MGS-S Customer 10720	\$ 7,744.43	\$ 7,976.38	3.00%	\$ 23,351.85	\$ 23,583.80	0.99%
MGS-S Customer 10721	\$ 2,309.74	\$ 2,418.93	4.73%	\$ 5,882.45	\$ 5,991.64	1.86%
MGS-S Customer 10722	\$ 1,641.38	\$ 1,735.55	5.74%	\$ 3,834.51	\$ 3,928.68	2.46%
MGS-S Customer 10723	\$ 2,577.05	\$ 2,679.03	3.96%	\$ 7,063.26	\$ 7,165.24	1.44%
MGS-S Customer 10724	\$ 3,704.02	\$ 3,844.63	3.80%	\$ 10,576.92	\$ 10,717.53	1.33%
MGS-S Customer 10725	\$ 1,052.79	\$ 1,120.28	6.41%	\$ 2,143.19	\$ 2,210.68	3.15%
MGS-S Customer 10726	\$ 1,762.29	\$ 1,859.10	5.49%	\$ 4,213.75	\$ 4,310.56	2.30%
MGS-S Customer 10727	\$ 1,863.01	\$ 1,962.13	5.32%	\$ 4,556.20	\$ 4,655.31	2.18%
MGS-S Customer 10728	\$ 3,020.59	\$ 3,145.86	4.15%	\$ 8,068.91	\$ 8,194.18	1.55%
MGS-S Customer 10729	\$ 4,960.80	\$ 5,129.85	3.41%	\$ 14,296.29	\$ 14,465.33	1.18%
MGS-S Customer 10730	\$ 1,046.19	\$ 1,126.87	7.71%	\$ 1,973.30	\$ 2,053.98	4.09%
MGS-S Customer 10731	\$ 1,890.11	\$ 1,989.80	5.27%	\$ 4,567.28	\$ 4,666.97	2.18%
MGS-S Customer 10732	\$ 2,519.09	\$ 2,633.06	4.52%	\$ 6,806.83	\$ 6,920.80	1.67%
MGS-S Customer 10733	\$ 13,383.26	\$ 13,741.99	2.68%	\$ 41,403.75	\$ 41,762.48	0.87%
MGS-S Customer 10734	\$ 1,527.74	\$ 1,619.31	5.99%	\$ 3,453.59	\$ 3,545.16	2.65%
MGS-S Customer 10735	\$ 1,175.64	\$ 1,259.21	7.11%	\$ 2,319.03	\$ 2,402.59	3.60%
MGS-S Customer 10736	\$ 2,076.06	\$ 2,179.97	5.01%	\$ 5,181.60	\$ 5,285.50	2.01%
MGS-S Customer 10737	\$ 3,884.66	\$ 4,029.34	3.72%	\$ 11,034.26	\$ 11,178.93	1.31%
MGS-S Customer 10738	\$ 2,604.66	\$ 2,720.49	4.45%	\$ 6,878.33	\$ 6,994.16	1.68%
MGS-S Customer 10739	\$ 19,760.38	\$ 20,263.25	2.54%	\$ 62,972.76	\$ 63,475.62	0.80%
MGS-S Customer 10740	\$ 2,484.96	\$ 2,598.10	4.55%	\$ 6,607.76	\$ 6,720.90	1.71%
MGS-S Customer 10741	\$ 3,622.99	\$ 3,761.81	3.83%	\$ 10,305.39	\$ 10,444.21	1.35%
MGS-S Customer 10742	\$ 7,955.95	\$ 8,192.40	2.97%	\$ 23,841.87	\$ 24,078.32	0.99%
MGS-S Customer 10743	\$ 6,039.63	\$ 6,232.93	3.20%	\$ 17,974.29	\$ 18,167.59	1.08%
MGS-S Customer 10744	\$ 3,438.93	\$ 3,573.58	3.92%	\$ 9,690.41	\$ 9,825.05	1.39%
MGS-S Customer 10745	\$ 5,000.79	\$ 5,170.83	3.40%	\$ 14,527.34	\$ 14,697.39	1.17%
MGS-S Customer 10746	\$ 1,790.90	\$ 1,888.39	5.44%	\$ 4,344.06	\$ 4,441.55	2.24%
MGS-S Customer 10747	\$ 3,601.56	\$ 3,726.70	3.47%	\$ 10,345.09	\$ 10,470.23	1.21%
MGS-S Customer 10748	\$ 3,588.95	\$ 3,726.98	3.85%	\$ 10,225.48	\$ 10,363.51	1.35%
MGS-S Customer 10749	\$ 5,285.65	\$ 5,461.95	3.34%	\$ 15,469.39	\$ 15,645.68	1.14%
MGS-S Customer 10750	\$ 869.88	\$ 933.30	7.29%	\$ 1,732.65	\$ 1,796.07	3.66%
MGS-S Customer 10751	\$ 1,657.84	\$ 1,752.30	5.70%	\$ 3,771.05	\$ 3,865.51	2.50%
MGS-S Customer 10752	\$ 3,498.37	\$ 3,634.28	3.88%	\$ 9,588.71	\$ 9,724.62	1.42%
MGS-S Customer 10753	\$ 16,451.90	\$ 16,882.70	2.62%	\$ 49,973.96	\$ 50,404.76	0.86%
MGS-S Customer 10754	\$ 1,465.09	\$ 1,541.94	5.25%	\$ 3,623.20	\$ 3,700.06	2.12%
MGS-S Customer 10755	\$ 1,607.29	\$ 1,687.38	4.98%	\$ 4,058.22	\$ 4,138.31	1.97%
MGS-S Customer 10756	\$ 1,379.03	\$ 1,453.94	5.43%	\$ 3,384.21	\$ 3,459.12	2.21%
MGS-S Customer 10757	\$ 1,837.31	\$ 1,922.59	4.64%	\$ 4,701.80	\$ 4,787.08	1.81%

Internal Use

Customer	Distribution 8/23 Prices	Distribution 1/24 Prices	Distribution % Difference	Delivery 8/23 Prices	Delivery 1/24 Prices	Delivery % Difference
MGS-S Customer 10758	\$ 1,028.83	\$ 1,095.84	6.51%	\$ 2,229.68	\$ 2,296.69	3.01%
MGS-S Customer 10759	\$ 1,017.98	\$ 1,098.03	7.86%	\$ 1,894.42	\$ 1,974.47	4.23%
MGS-S Customer 10760	\$ 1,317.82	\$ 1,391.34	5.58%	\$ 3,104.73	\$ 3,178.25	2.37%
MGS-S Customer 10761	\$ 955.47	\$ 1,020.84	6.84%	\$ 2,016.95	\$ 2,082.31	3.24%
MGS-S Customer 10762	\$ 1,349.87	\$ 1,424.09	5.50%	\$ 3,140.47	\$ 3,214.69	2.36%
MGS-S Customer 10763	\$ 798.26	\$ 860.08	7.74%	\$ 1,496.56	\$ 1,558.37	4.13%
MGS-S Customer 10764	\$ 1,151.15	\$ 1,220.93	6.06%	\$ 2,697.65	\$ 2,767.43	2.59%
MGS-S Customer 10765	\$ 1,259.96	\$ 1,332.19	5.73%	\$ 2,946.23	\$ 3,018.46	2.45%
MGS-S Customer 10766	\$ 2,571.55	\$ 2,673.38	3.96%	\$ 7,215.49	\$ 7,317.33	1.41%
MGS-S Customer 10767	\$ 6,998.95	\$ 7,213.96	3.07%	\$ 21,232.77	\$ 21,447.78	1.01%
MGS-S Customer 10768	\$ 2,872.78	\$ 2,981.41	3.78%	\$ 8,002.06	\$ 8,110.69	1.36%
MGS-S Customer 10769	\$ 2,349.33	\$ 2,446.14	4.12%	\$ 6,349.87	\$ 6,446.68	1.52%
MGS-S Customer 10770	\$ 5,804.33	\$ 5,992.38	3.24%	\$ 17,025.09	\$ 17,213.14	1.10%
MGS-S Customer 10771	\$ 3,075.94	\$ 3,189.16	3.68%	\$ 8,564.96	\$ 8,678.17	1.32%
MGS-S Customer 10772	\$ 3,241.92	\$ 3,372.13	4.02%	\$ 8,987.05	\$ 9,117.25	1.45%
MGS-S Customer 10773	\$ 1,382.25	\$ 1,470.51	6.39%	\$ 3,070.71	\$ 3,158.97	2.87%
MGS-S Customer 10774	\$ 4,285.36	\$ 4,439.08	3.59%	\$ 12,261.10	\$ 12,414.83	1.25%
MGS-S Customer 10775	\$ 3,243.95	\$ 3,360.96	3.61%	\$ 9,535.31	\$ 9,652.32	1.23%
MGS-S Customer 10776	\$ 11,006.32	\$ 11,311.49	2.77%	\$ 33,666.82	\$ 33,971.99	0.91%
MGS-S Customer 10777	\$ 12,704.23	\$ 13,049.81	2.72%	\$ 38,550.28	\$ 38,895.86	0.90%
MGS-S Customer 10778	\$ 8,743.30	\$ 8,997.51	2.91%	\$ 26,652.37	\$ 26,906.59	0.95%
MGS-S Customer 10779	\$ 2,465.33	\$ 2,578.01	4.57%	\$ 6,611.58	\$ 6,724.27	1.70%
MGS-S Customer 10780	\$ 5,451.41	\$ 5,632.41	3.32%	\$ 16,194.47	\$ 16,375.47	1.12%
MGS-S Customer 10781	\$ 2,271.73	\$ 2,380.06	4.77%	\$ 6,024.25	\$ 6,132.58	1.80%
MGS-S Customer 10782	\$ 2,711.81	\$ 2,832.65	4.46%	\$ 6,367.61	\$ 6,488.45	1.90%
MGS-S Customer 10783	\$ 2,646.37	\$ 2,763.20	4.41%	\$ 7,114.57	\$ 7,231.39	1.64%
MGS-S Customer 10784	\$ 1,664.24	\$ 1,758.89	5.69%	\$ 3,872.14	\$ 3,966.79	2.44%
MGS-S Customer 10785	\$ 1,394.36	\$ 1,469.64	5.40%	\$ 3,374.97	\$ 3,450.24	2.23%
MGS-S Customer 10786	\$ 1,159.49	\$ 1,229.40	6.03%	\$ 2,530.01	\$ 2,599.91	2.76%
MGS-S Customer 10787	\$ 4,937.52	\$ 5,111.84	3.53%	\$ 12,313.27	\$ 12,487.59	1.42%
MGS-S Customer 10788	\$ 13,008.41	\$ 13,359.24	2.70%	\$ 40,062.66	\$ 40,413.49	0.88%
MGS-S Customer 10789	\$ 2,377.53	\$ 2,488.25	4.66%	\$ 6,332.32	\$ 6,443.04	1.75%
MGS-S Customer 10790	\$ 1,613.35	\$ 1,706.82	5.79%	\$ 3,759.90	\$ 3,853.37	2.49%
MGS-S Customer 10791	\$ 1,928.94	\$ 2,016.27	4.53%	\$ 5,077.82	\$ 5,165.16	1.72%
MGS-S Customer 10792	\$ 1,587.02	\$ 1,666.62	5.02%	\$ 3,999.01	\$ 4,078.61	1.99%
MGS-S Customer 10793	\$ 1,147.92	\$ 1,217.55	6.07%	\$ 2,488.09	\$ 2,557.72	2.80%
MGS-S Customer 10794	\$ 1,108.64	\$ 1,177.46	6.21%	\$ 2,495.42	\$ 2,564.25	2.76%
MGS-S Customer 10795	\$ 3,139.00	\$ 3,266.92	4.08%	\$ 8,602.23	\$ 8,730.16	1.49%
MGS-S Customer 10796	\$ 3,262.81	\$ 3,393.47	4.00%	\$ 9,032.22	\$ 9,162.88	1.45%
MGS-S Customer 10797	\$ 17,070.81	\$ 17,513.09	2.59%	\$ 54,537.15	\$ 54,979.43	0.81%

Internal Use

Customer	Distribution 8/23 Prices	Distribution 1/24 Prices	Distribution % Difference	Delivery 8/23 Prices	Delivery 1/24 Prices	Delivery % Difference
MGS-S Customer 10798	\$ 3,216.13	\$ 3,345.80	4.03%	\$ 8,843.21	\$ 8,972.88	1.47%
MGS-S Customer 10799	\$ 3,504.42	\$ 3,640.56	3.88%	\$ 9,771.19	\$ 9,907.33	1.39%
MGS-S Customer 10800	\$ 2,903.57	\$ 3,026.11	4.22%	\$ 7,935.75	\$ 8,058.30	1.54%
MGS-S Customer 10801	\$ 13,288.64	\$ 13,645.30	2.68%	\$ 42,605.37	\$ 42,962.03	0.84%
MGS-S Customer 10802	\$ 3,869.65	\$ 4,014.12	3.73%	\$ 11,099.06	\$ 11,243.54	1.30%
MGS-S Customer 10803	\$ 6,685.50	\$ 6,893.42	3.11%	\$ 20,179.03	\$ 20,386.95	1.03%
MGS-S Customer 10804	\$ 736.92	\$ 810.63	10.00%	\$ 973.11	\$ 1,046.82	7.57%
MGS-S Customer 10805	\$ 1,447.99	\$ 1,524.47	5.28%	\$ 3,579.75	\$ 3,656.24	2.14%
MGS-S Customer 10806	\$ 1,854.73	\$ 1,953.66	5.33%	\$ 4,522.66	\$ 4,621.58	2.19%
MGS-S Customer 10807	\$ 2,397.27	\$ 2,495.18	4.08%	\$ 6,719.42	\$ 6,817.32	1.46%
MGS-S Customer 10808	\$ 2,202.77	\$ 2,296.28	4.25%	\$ 5,941.59	\$ 6,035.10	1.57%
MGS-S Customer 10809	\$ 3,112.70	\$ 3,226.80	3.67%	\$ 8,824.87	\$ 8,938.97	1.29%
MGS-S Customer 10810	\$ 1,780.71	\$ 1,864.70	4.72%	\$ 4,544.00	\$ 4,627.99	1.85%
MGS-S Customer 10811	\$ 1,575.17	\$ 1,667.75	5.88%	\$ 3,572.61	\$ 3,665.20	2.59%
MGS-S Customer 10812	\$ 1,239.51	\$ 1,311.23	5.79%	\$ 2,818.17	\$ 2,889.89	2.54%
MGS-S Customer 10813	\$ 1,799.85	\$ 1,897.52	5.43%	\$ 4,397.61	\$ 4,495.29	2.22%
MGS-S Customer 10814	\$ 1,694.74	\$ 1,790.05	5.62%	\$ 4,233.29	\$ 4,328.61	2.25%
MGS-S Customer 10815	\$ 2,329.23	\$ 2,425.58	4.14%	\$ 6,502.83	\$ 6,599.19	1.48%
MGS-S Customer 10816	\$ 4,024.02	\$ 4,171.87	3.67%	\$ 11,715.84	\$ 11,863.69	1.26%
MGS-S Customer 10817	\$ 1,141.33	\$ 1,210.89	6.09%	\$ 2,599.23	\$ 2,668.79	2.68%
MGS-S Customer 10818	\$ 1,124.60	\$ 1,193.71	6.15%	\$ 2,391.34	\$ 2,460.45	2.89%
MGS-S Customer 10819	\$ 1,536.94	\$ 1,615.32	5.10%	\$ 3,685.11	\$ 3,763.49	2.13%
MGS-S Customer 10820	\$ 2,080.80	\$ 2,171.56	4.36%	\$ 5,539.74	\$ 5,630.50	1.64%
MGS-S Customer 10821	\$ 1,059.16	\$ 1,126.86	6.39%	\$ 2,326.96	\$ 2,394.66	2.91%
MGS-S Customer 10822	\$ 1,711.40	\$ 1,793.80	4.81%	\$ 4,358.66	\$ 4,441.06	1.89%
MGS-S Customer 10823	\$ 2,088.82	\$ 2,193.02	4.99%	\$ 5,403.86	\$ 5,508.06	1.93%
MGS-S Customer 10824	\$ 1,688.50	\$ 1,770.41	4.85%	\$ 4,310.39	\$ 4,392.30	1.90%
MGS-S Customer 10825	\$ 2,226.96	\$ 2,321.02	4.22%	\$ 6,092.47	\$ 6,186.53	1.54%
MGS-S Customer 10826	\$ 6,504.89	\$ 6,708.66	3.13%	\$ 19,296.32	\$ 19,500.09	1.06%
MGS-S Customer 10827	\$ 1,477.10	\$ 1,567.56	6.12%	\$ 3,418.25	\$ 3,508.71	2.65%
MGS-S Customer 10828	\$ 1,511.27	\$ 1,589.17	5.15%	\$ 3,755.79	\$ 3,833.69	2.07%
MGS-S Customer 10829	\$ 2,409.89	\$ 2,521.31	4.62%	\$ 6,306.22	\$ 6,417.64	1.77%
MGS-S Customer 10830	\$ 2,645.58	\$ 2,749.08	3.91%	\$ 7,573.74	\$ 7,677.24	1.37%
MGS-S Customer 10831	\$ 4,673.02	\$ 4,822.27	3.19%	\$ 14,506.09	\$ 14,655.34	1.03%
MGS-S Customer 10832	\$ 2,515.28	\$ 2,615.83	4.00%	\$ 7,036.39	\$ 7,136.94	1.43%
MGS-S Customer 10833	\$ 1,254.02	\$ 1,326.11	5.75%	\$ 2,933.53	\$ 3,005.62	2.46%
MGS-S Customer 10834	\$ 1,534.83	\$ 1,613.26	5.11%	\$ 3,830.73	\$ 3,909.16	2.05%
MGS-S Customer 10835	\$ 14,096.61	\$ 14,471.78	2.66%	\$ 43,188.49	\$ 43,563.66	0.87%
MGS-S Customer 10836	\$ 9,678.16	\$ 9,953.56	2.85%	\$ 30,211.26	\$ 30,486.66	0.91%
MGS-S Customer 10837	\$ 1,697.01	\$ 1,779.07	4.84%	\$ 4,377.99	\$ 4,460.06	1.87%

Internal Use

Customer	Distribution 8/23 Prices	Distribution 1/24 Prices	Distribution % Difference	Delivery 8/23 Prices	Delivery 1/24 Prices	Delivery % Difference
MGS-S Customer 10838	\$ 8,109.44	\$ 8,349.59	2.96%	\$ 25,057.32	\$ 25,297.47	0.96%
MGS-S Customer 10839	\$ 2,973.80	\$ 3,097.99	4.18%	\$ 8,025.78	\$ 8,149.97	1.55%
MGS-S Customer 10840	\$ 3,048.95	\$ 3,174.80	4.13%	\$ 8,308.31	\$ 8,434.16	1.51%
MGS-S Customer 10841	\$ 1,356.72	\$ 1,444.39	6.46%	\$ 2,918.33	\$ 3,006.01	3.00%
MGS-S Customer 10842	\$ 7,056.42	\$ 7,272.74	3.07%	\$ 21,412.23	\$ 21,628.55	1.01%
MGS-S Customer 10843	\$ 968.02	\$ 1,046.95	8.15%	\$ 1,733.19	\$ 1,812.13	4.55%
MGS-S Customer 10844	\$ 1,781.49	\$ 1,865.38	4.71%	\$ 4,448.13	\$ 4,532.02	1.89%
MGS-S Customer 10845	\$ 4,826.61	\$ 4,992.64	3.44%	\$ 14,370.29	\$ 14,536.32	1.16%
MGS-S Customer 10846	\$ 1,496.66	\$ 1,587.51	6.07%	\$ 3,511.26	\$ 3,602.11	2.59%
MGS-S Customer 10847	\$ 1,942.77	\$ 2,030.41	4.51%	\$ 5,216.11	\$ 5,303.75	1.68%
MGS-S Customer 10848	\$ 2,239.12	\$ 2,346.70	4.80%	\$ 5,695.29	\$ 5,802.87	1.89%
MGS-S Customer 10849	\$ 16,225.88	\$ 16,649.02	2.61%	\$ 51,635.79	\$ 52,058.93	0.82%
MGS-S Customer 10850	\$ 5,797.22	\$ 5,985.15	3.24%	\$ 16,726.37	\$ 16,914.29	1.12%
MGS-S Customer 10851	\$ 2,001.52	\$ 2,103.73	5.11%	\$ 4,913.52	\$ 5,015.73	2.08%
MGS-S Customer 10852	\$ 3,445.57	\$ 3,580.32	3.91%	\$ 9,519.01	\$ 9,653.76	1.42%
MGS-S Customer 10853	\$ 1,308.85	\$ 1,395.45	6.62%	\$ 2,792.40	\$ 2,879.00	3.10%
MGS-S Customer 10854	\$ 1,339.25	\$ 1,426.53	6.52%	\$ 2,862.81	\$ 2,950.09	3.05%
MGS-S Customer 10855	\$ 1,846.11	\$ 1,931.56	4.63%	\$ 4,758.21	\$ 4,843.66	1.80%
MGS-S Customer 10856	\$ 2,749.35	\$ 2,868.43	4.33%	\$ 7,433.26	\$ 7,552.34	1.60%
MGS-S Customer 10857	\$ 1,137.50	\$ 1,220.18	7.27%	\$ 2,221.37	\$ 2,304.05	3.72%
MGS-S Customer 10858	\$ 1,215.62	\$ 1,286.78	5.85%	\$ 2,631.26	\$ 2,702.41	2.70%
MGS-S Customer 10859	\$ 1,700.16	\$ 1,795.61	5.61%	\$ 4,077.30	\$ 4,172.74	2.34%
MGS-S Customer 10860	\$ 4,656.40	\$ 4,818.50	3.48%	\$ 13,638.77	\$ 13,800.88	1.19%
MGS-S Customer 10861	\$ 3,639.79	\$ 3,778.92	3.82%	\$ 10,084.62	\$ 10,223.74	1.38%
MGS-S Customer 10862	\$ 4,441.61	\$ 4,606.83	3.72%	\$ 9,917.99	\$ 10,083.21	1.67%
MGS-S Customer 10863	\$ 1,799.55	\$ 1,883.94	4.69%	\$ 4,689.73	\$ 4,774.12	1.80%
MGS-S Customer 10864	\$ 1,406.21	\$ 1,481.69	5.37%	\$ 3,325.05	\$ 3,400.53	2.27%
MGS-S Customer 10865	\$ 1,198.48	\$ 1,269.29	5.91%	\$ 2,687.15	\$ 2,757.96	2.64%
MGS-S Customer 10866	\$ 4,748.36	\$ 4,912.69	3.46%	\$ 13,723.62	\$ 13,887.95	1.20%
MGS-S Customer 10867	\$ 1,544.95	\$ 1,623.61	5.09%	\$ 3,854.71	\$ 3,933.37	2.04%
MGS-S Customer 10868	\$ 1,816.46	\$ 1,914.51	5.40%	\$ 4,442.64	\$ 4,540.69	2.21%
MGS-S Customer 10869	\$ 12,650.20	\$ 12,992.77	2.71%	\$ 39,720.78	\$ 40,063.35	0.86%
MGS-S Customer 10870	\$ 2,043.65	\$ 2,146.84	5.05%	\$ 5,095.32	\$ 5,198.52	2.03%
MGS-S Customer 10871	\$ 5,286.65	\$ 5,462.98	3.34%	\$ 15,214.90	\$ 15,391.24	1.16%
MGS-S Customer 10872	\$ 8,173.60	\$ 8,415.04	2.95%	\$ 24,837.80	\$ 25,079.24	0.97%
MGS-S Customer 10873	\$ 1,489.71	\$ 1,567.12	5.20%	\$ 3,652.23	\$ 3,729.65	2.12%
MGS-S Customer 10874	\$ 1,533.33	\$ 1,625.00	5.98%	\$ 3,609.45	\$ 3,701.12	2.54%
MGS-S Customer 10875	\$ 4,253.56	\$ 4,406.58	3.60%	\$ 12,112.30	\$ 12,265.32	1.26%
MGS-S Customer 10876	\$ 1,398.39	\$ 1,473.75	5.39%	\$ 3,380.45	\$ 3,455.81	2.23%
MGS-S Customer 10877	\$ 7,593.91	\$ 7,822.17	3.01%	\$ 22,954.48	\$ 23,182.74	0.99%

Internal Use

Customer	Distribution 8/23 Prices	Distribution 1/24 Prices	Distribution % Difference	Delivery 8/23 Prices	Delivery 1/24 Prices	Delivery % Difference
MGS-S Customer 10878	\$ 2,806.18	\$ 2,926.56	4.29%	\$ 7,672.53	\$ 7,792.90	1.57%
MGS-S Customer 10879	\$ 3,439.90	\$ 3,574.61	3.92%	\$ 9,687.82	\$ 9,822.53	1.39%
MGS-S Customer 10880	\$ 13,229.96	\$ 13,585.40	2.69%	\$ 40,862.86	\$ 41,218.31	0.87%
MGS-S Customer 10881	\$ 19,182.02	\$ 19,676.84	2.58%	\$ 58,709.45	\$ 59,204.27	0.84%
MGS-S Customer 10882	\$ 12,147.55	\$ 12,478.58	2.73%	\$ 38,438.57	\$ 38,769.61	0.86%
MGS-S Customer 10883	\$ 1,736.16	\$ 1,832.40	5.54%	\$ 4,097.36	\$ 4,193.61	2.35%
MGS-S Customer 10884	\$ 1,360.39	\$ 1,434.81	5.47%	\$ 3,137.54	\$ 3,211.96	2.37%
MGS-S Customer 10885	\$ 1,977.70	\$ 2,079.41	5.14%	\$ 4,966.96	\$ 5,068.67	2.05%
MGS-S Customer 10886	\$ 1,552.39	\$ 1,644.47	5.93%	\$ 3,486.68	\$ 3,578.76	2.64%
MGS-S Customer 10887	\$ 1,728.06	\$ 1,824.11	5.56%	\$ 4,107.24	\$ 4,203.28	2.34%
MGS-S Customer 10888	\$ 1,495.54	\$ 1,586.33	6.07%	\$ 3,375.89	\$ 3,466.68	2.69%
MGS-S Customer 10889	\$ 4,076.16	\$ 4,212.01	3.33%	\$ 12,157.43	\$ 12,293.28	1.12%
MGS-S Customer 10890	\$ 1,382.00	\$ 1,470.29	6.39%	\$ 3,052.61	\$ 3,140.90	2.89%
MGS-S Customer 10891	\$ 3,321.76	\$ 3,440.55	3.58%	\$ 9,600.89	\$ 9,719.68	1.24%
MGS-S Customer 10892	\$ 11,483.83	\$ 11,800.05	2.75%	\$ 34,540.07	\$ 34,856.30	0.92%
MGS-S Customer 10893	\$ 3,387.80	\$ 3,521.31	3.94%	\$ 9,383.25	\$ 9,516.76	1.42%
MGS-S Customer 10894	\$ 9,995.52	\$ 10,278.82	2.83%	\$ 29,815.89	\$ 30,099.19	0.95%
MGS-S Customer 10895	\$ 15,714.13	\$ 16,134.09	2.67%	\$ 46,385.39	\$ 46,805.35	0.91%
MGS-S Customer 10896	\$ 2,114.44	\$ 2,219.20	4.95%	\$ 5,400.80	\$ 5,505.56	1.94%
MGS-S Customer 10897	\$ 1,960.98	\$ 2,049.02	4.49%	\$ 5,160.09	\$ 5,248.14	1.71%
MGS-S Customer 10898	\$ 1,362.85	\$ 1,437.39	5.47%	\$ 3,251.02	\$ 3,325.56	2.29%
MGS-S Customer 10899	\$ 1,698.90	\$ 1,781.03	4.83%	\$ 4,353.25	\$ 4,435.38	1.89%
MGS-S Customer 10900	\$ 3,585.68	\$ 3,723.74	3.85%	\$ 10,416.97	\$ 10,555.03	1.33%
MGS-S Customer 10901	\$ 1,434.03	\$ 1,523.46	6.24%	\$ 3,178.21	\$ 3,267.64	2.81%
MGS-S Customer 10902	\$ 6,610.14	\$ 6,816.26	3.12%	\$ 19,880.79	\$ 20,086.90	1.04%
MGS-S Customer 10903	\$ 6,278.57	\$ 6,477.30	3.17%	\$ 18,847.42	\$ 19,046.15	1.05%
MGS-S Customer 10904	\$ 1,660.88	\$ 1,755.41	5.69%	\$ 3,909.52	\$ 4,004.05	2.42%
MGS-S Customer 10905	\$ 4,136.84	\$ 4,287.22	3.64%	\$ 11,937.35	\$ 12,087.73	1.26%
MGS-S Customer 10906	\$ 1,420.05	\$ 1,509.16	6.28%	\$ 3,148.21	\$ 3,237.32	2.83%
MGS-S Customer 10907	\$ 9,511.23	\$ 9,782.87	2.86%	\$ 29,377.81	\$ 29,649.45	0.92%
MGS-S Customer 10908	\$ 6,502.20	\$ 6,706.02	3.13%	\$ 19,326.07	\$ 19,529.89	1.05%
MGS-S Customer 10909	\$ 15,878.27	\$ 16,293.51	2.62%	\$ 49,952.01	\$ 50,367.25	0.83%
MGS-S Customer 10910	\$ 4,867.42	\$ 5,034.28	3.43%	\$ 14,107.59	\$ 14,274.46	1.18%
MGS-S Customer 10911	\$ 1,526.85	\$ 1,618.35	5.99%	\$ 3,496.80	\$ 3,588.30	2.62%
MGS-S Customer 10912	\$ 5,408.13	\$ 5,587.21	3.31%	\$ 15,895.79	\$ 16,074.86	1.13%
MGS-S Customer 10913	\$ 4,547.44	\$ 4,707.22	3.51%	\$ 13,114.77	\$ 13,274.55	1.22%
MGS-S Customer 10914	\$ 1,999.25	\$ 2,101.44	5.11%	\$ 4,981.94	\$ 5,084.13	2.05%
MGS-S Customer 10915	\$ 3,292.53	\$ 3,423.94	3.99%	\$ 8,921.31	\$ 9,052.72	1.47%
MGS-S Customer 10916	\$ 1,765.64	\$ 1,862.54	5.49%	\$ 4,197.93	\$ 4,294.83	2.31%
MGS-S Customer 10917	\$ 5,096.58	\$ 5,268.86	3.38%	\$ 14,750.13	\$ 14,922.41	1.17%

Internal Use

Customer	Distribution 8/23 Prices	Distribution 1/24 Prices	Distribution % Difference	Delivery 8/23 Prices	Delivery 1/24 Prices	Delivery % Difference
MGS-S Customer 10918	\$ 2,263.55	\$ 2,371.74	4.78%	\$ 5,964.32	\$ 6,072.51	1.81%
MGS-S Customer 10919	\$ 2,289.35	\$ 2,384.81	4.17%	\$ 6,345.65	\$ 6,441.12	1.50%
MGS-S Customer 10920	\$ 1,770.24	\$ 1,854.00	4.73%	\$ 4,582.28	\$ 4,666.04	1.83%
MGS-S Customer 10921	\$ 1,770.32	\$ 1,854.10	4.73%	\$ 4,600.57	\$ 4,684.35	1.82%
MGS-S Customer 10922	\$ 2,823.34	\$ 2,944.13	4.28%	\$ 7,643.94	\$ 7,764.72	1.58%
MGS-S Customer 10923	\$ 1,795.59	\$ 1,893.16	5.43%	\$ 4,287.98	\$ 4,385.56	2.28%
MGS-S Customer 10924	\$ 3,792.76	\$ 3,935.47	3.76%	\$ 10,866.02	\$ 11,008.74	1.31%
MGS-S Customer 10925	\$ 3,251.80	\$ 3,382.17	4.01%	\$ 9,005.88	\$ 9,136.26	1.45%
MGS-S Customer 10926	\$ 7,095.83	\$ 7,312.90	3.06%	\$ 21,137.13	\$ 21,354.21	1.03%
MGS-S Customer 10927	\$ 5,879.62	\$ 6,069.32	3.23%	\$ 17,462.09	\$ 17,651.78	1.09%
MGS-S Customer 10928	\$ 1,454.43	\$ 1,531.03	5.27%	\$ 3,528.28	\$ 3,604.88	2.17%
MGS-S Customer 10929	\$ 2,117.02	\$ 2,221.84	4.95%	\$ 5,424.84	\$ 5,529.66	1.93%
MGS-S Customer 10930	\$ 1,391.37	\$ 1,479.83	6.36%	\$ 3,107.51	\$ 3,195.96	2.85%
MGS-S Customer 10931	\$ 3,806.95	\$ 3,949.90	3.75%	\$ 11,012.23	\$ 11,155.18	1.30%
MGS-S Customer 10932	\$ 2,715.91	\$ 2,821.00	3.87%	\$ 7,469.29	\$ 7,574.38	1.41%
MGS-S Customer 10933	\$ 6,965.29	\$ 7,179.47	3.07%	\$ 21,120.94	\$ 21,335.12	1.01%
MGS-S Customer 10934	\$ 2,142.89	\$ 2,248.32	4.92%	\$ 5,438.81	\$ 5,544.24	1.94%
MGS-S Customer 10935	\$ 6,067.79	\$ 6,261.74	3.20%	\$ 18,406.66	\$ 18,600.60	1.05%
MGS-S Customer 10936	\$ 7,165.11	\$ 7,383.74	3.05%	\$ 21,775.25	\$ 21,993.88	1.00%
MGS-S Customer 10937	\$ 3,473.27	\$ 3,595.49	3.52%	\$ 10,008.27	\$ 10,130.49	1.22%
MGS-S Customer 10938	\$ 1,153.50	\$ 1,223.32	6.05%	\$ 2,646.66	\$ 2,716.48	2.64%
MGS-S Customer 10939	\$ 2,148.47	\$ 2,253.99	4.91%	\$ 5,396.29	\$ 5,501.81	1.96%
MGS-S Customer 10940	\$ 2,816.11	\$ 2,936.69	4.28%	\$ 7,650.11	\$ 7,770.70	1.58%
MGS-S Customer 10941	\$ 2,215.67	\$ 2,309.59	4.24%	\$ 5,907.03	\$ 6,000.95	1.59%
MGS-S Customer 10942	\$ 2,395.09	\$ 2,492.93	4.09%	\$ 6,591.44	\$ 6,689.28	1.48%
MGS-S Customer 10943	\$ 1,503.02	\$ 1,580.77	5.17%	\$ 3,787.07	\$ 3,864.81	2.05%
MGS-S Customer 10944	\$ 1,499.51	\$ 1,590.44	6.06%	\$ 3,464.64	\$ 3,555.58	2.62%
MGS-S Customer 10945	\$ 2,562.33	\$ 2,664.00	3.97%	\$ 7,036.66	\$ 7,138.33	1.44%
MGS-S Customer 10946	\$ 9,173.71	\$ 9,437.60	2.88%	\$ 28,514.69	\$ 28,778.59	0.93%
MGS-S Customer 10947	\$ 2,556.95	\$ 2,658.44	3.97%	\$ 7,143.83	\$ 7,245.32	1.42%
MGS-S Customer 10948	\$ 2,128.69	\$ 2,233.76	4.94%	\$ 5,366.33	\$ 5,471.40	1.96%
MGS-S Customer 10949	\$ 1,237.26	\$ 1,308.98	5.80%	\$ 2,888.44	\$ 2,960.16	2.48%
MGS-S Customer 10950	\$ 6,055.32	\$ 6,249.03	3.20%	\$ 18,080.07	\$ 18,273.79	1.07%
MGS-S Customer 10951	\$ 16,988.10	\$ 17,428.31	2.59%	\$ 53,597.31	\$ 54,037.52	0.82%
MGS-S Customer 10952	\$ 1,864.56	\$ 1,963.73	5.32%	\$ 4,587.31	\$ 4,686.47	2.16%
MGS-S Customer 10953	\$ 6,027.76	\$ 6,220.82	3.20%	\$ 18,376.61	\$ 18,569.67	1.05%
MGS-S Customer 10954	\$ 1,650.77	\$ 1,731.82	4.91%	\$ 4,185.77	\$ 4,266.81	1.94%
MGS-S Customer 10955	\$ 1,997.94	\$ 2,100.08	5.11%	\$ 5,093.75	\$ 5,195.89	2.01%
MGS-S Customer 10956	\$ 4,460.80	\$ 4,618.49	3.54%	\$ 12,884.05	\$ 13,041.74	1.22%
MGS-S Customer 10957	\$ 2,041.52	\$ 2,131.38	4.40%	\$ 5,344.96	\$ 5,434.81	1.68%

Internal Use

Customer	Distribution 8/23 Prices	Distribution 1/24 Prices	Distribution % Difference	Delivery 8/23 Prices	Delivery 1/24 Prices	Delivery % Difference
MGS-S Customer 10958	\$ 1,524.70	\$ 1,602.80	5.12%	\$ 3,653.70	\$ 3,731.80	2.14%
MGS-S Customer 10959	\$ 2,160.82	\$ 2,266.65	4.90%	\$ 5,527.88	\$ 5,633.70	1.91%
MGS-S Customer 10960	\$ 3,546.52	\$ 3,683.60	3.87%	\$ 10,083.76	\$ 10,220.84	1.36%
MGS-S Customer 10961	\$ 1,725.36	\$ 1,808.08	4.79%	\$ 4,496.93	\$ 4,579.66	1.84%
MGS-S Customer 10962	\$ 1,787.66	\$ 1,885.05	5.45%	\$ 4,298.61	\$ 4,396.00	2.27%
MGS-S Customer 10963	\$ 2,364.70	\$ 2,475.13	4.67%	\$ 6,087.11	\$ 6,197.54	1.81%
MGS-S Customer 10964	\$ 1,642.75	\$ 1,723.57	4.92%	\$ 4,076.91	\$ 4,157.73	1.98%
MGS-S Customer 10965	\$ 1,386.62	\$ 1,461.70	5.41%	\$ 3,348.97	\$ 3,424.05	2.24%
MGS-S Customer 10966	\$ 2,575.51	\$ 2,690.64	4.47%	\$ 6,792.84	\$ 6,907.97	1.69%
MGS-S Customer 10967	\$ 2,038.96	\$ 2,142.00	5.05%	\$ 5,070.15	\$ 5,173.19	2.03%
MGS-S Customer 10968	\$ 3,884.43	\$ 4,029.14	3.73%	\$ 11,143.12	\$ 11,287.82	1.30%
MGS-S Customer 10969	\$ 3,001.27	\$ 3,126.06	4.16%	\$ 8,343.81	\$ 8,468.59	1.50%
MGS-S Customer 10970	\$ 6,932.58	\$ 7,146.02	3.08%	\$ 21,064.01	\$ 21,277.44	1.01%
MGS-S Customer 10971	\$ 2,371.86	\$ 2,482.41	4.66%	\$ 6,148.96	\$ 6,259.50	1.80%
MGS-S Customer 10972	\$ 1,724.69	\$ 1,807.42	4.80%	\$ 4,475.71	\$ 4,558.44	1.85%
MGS-S Customer 10973	\$ 7,885.95	\$ 8,120.99	2.98%	\$ 24,147.77	\$ 24,382.81	0.97%
MGS-S Customer 10974	\$ 2,679.84	\$ 2,797.47	4.39%	\$ 7,119.30	\$ 7,236.93	1.65%
MGS-S Customer 10975	\$ 2,133.71	\$ 2,238.93	4.93%	\$ 5,409.15	\$ 5,514.37	1.95%
MGS-S Customer 10976	\$ 2,395.62	\$ 2,506.73	4.64%	\$ 6,197.61	\$ 6,308.72	1.79%
MGS-S Customer 10977	\$ 1,556.08	\$ 1,634.98	5.07%	\$ 3,905.67	\$ 3,984.57	2.02%
MGS-S Customer 10978	\$ 5,691.53	\$ 5,876.98	3.26%	\$ 17,203.70	\$ 17,389.16	1.08%
MGS-S Customer 10979	\$ 1,324.44	\$ 1,398.14	5.56%	\$ 3,168.31	\$ 3,242.01	2.33%
MGS-S Customer 10980	\$ 3,458.78	\$ 3,593.92	3.91%	\$ 9,467.88	\$ 9,603.02	1.43%
MGS-S Customer 10981	\$ 3,745.16	\$ 3,886.75	3.78%	\$ 10,947.27	\$ 11,088.86	1.29%
MGS-S Customer 10982	\$ 2,412.46	\$ 2,523.93	4.62%	\$ 6,339.03	\$ 6,450.51	1.76%
MGS-S Customer 10983	\$ 2,018.59	\$ 2,121.29	5.09%	\$ 6,108.92	\$ 6,211.63	1.68%
MGS-S Customer 10984	\$ 3,236.90	\$ 3,366.98	4.02%	\$ 8,880.30	\$ 9,010.38	1.46%
MGS-S Customer 10985	\$ 1,523.22	\$ 1,601.46	5.14%	\$ 3,816.88	\$ 3,895.13	2.05%
MGS-S Customer 10986	\$ 7,787.20	\$ 8,020.11	2.99%	\$ 23,934.89	\$ 24,167.80	0.97%
MGS-S Customer 10987	\$ 1,856.44	\$ 1,955.42	5.33%	\$ 4,541.89	\$ 4,640.87	2.18%
MGS-S Customer 10988	\$ 483.84	\$ 538.56	11.31%	\$ 678.49	\$ 733.21	8.06%
MGS-S Customer 10989	\$ 1,854.33	\$ 1,953.22	5.33%	\$ 4,482.56	\$ 4,581.44	2.21%
MGS-S Customer 10990	\$ 2,147.00	\$ 2,252.52	4.91%	\$ 5,506.10	\$ 5,611.62	1.92%
MGS-S Customer 10991	\$ 3,288.19	\$ 3,406.20	3.59%	\$ 9,529.66	\$ 9,647.68	1.24%
MGS-S Customer 10992	\$ 3,878.76	\$ 4,023.45	3.73%	\$ 11,016.04	\$ 11,160.73	1.31%
MGS-S Customer 10993	\$ 3,323.33	\$ 3,455.36	3.97%	\$ 9,320.29	\$ 9,452.32	1.42%
MGS-S Customer 10994	\$ 1,441.57	\$ 1,531.17	6.22%	\$ 3,295.90	\$ 3,385.49	2.72%
MGS-S Customer 10995	\$ 2,074.72	\$ 2,165.33	4.37%	\$ 5,682.91	\$ 5,773.52	1.59%
MGS-S Customer 10996	\$ 2,155.04	\$ 2,260.71	4.90%	\$ 5,514.43	\$ 5,620.11	1.92%
MGS-S Customer 10997	\$ 1,099.18	\$ 1,181.07	7.45%	\$ 2,083.21	\$ 2,165.10	3.93%

Internal Use

Customer	Distribution 8/23 Prices	Distribution 1/24 Prices	Distribution % Difference	Delivery 8/23 Prices	Delivery 1/24 Prices	Delivery % Difference
MGS-S Customer 10998	\$ 1,594.80	\$ 1,687.86	5.84%	\$ 3,711.45	\$ 3,804.51	2.51%
MGS-S Customer 10999	\$ 2,820.38	\$ 2,927.83	3.81%	\$ 7,655.78	\$ 7,763.23	1.40%
MGS-S Customer 11000	\$ 11,078.12	\$ 11,388.12	2.80%	\$ 33,021.91	\$ 33,331.91	0.94%
MGS-S Customer 11001	\$ 1,422.02	\$ 1,497.90	5.34%	\$ 3,473.06	\$ 3,548.94	2.18%
MGS-S Customer 11002	\$ 6,570.95	\$ 6,763.04	2.92%	\$ 20,446.26	\$ 20,638.35	0.94%
MGS-S Customer 11003	\$ 3,269.08	\$ 3,386.65	3.60%	\$ 9,208.32	\$ 9,325.89	1.28%
MGS-S Customer 11004	\$ 3,453.28	\$ 3,588.55	3.92%	\$ 9,972.39	\$ 10,107.66	1.36%
MGS-S Customer 11005	\$ 1,671.96	\$ 1,753.51	4.88%	\$ 4,347.86	\$ 4,429.41	1.88%
MGS-S Customer 11006	\$ 1,909.91	\$ 1,996.80	4.55%	\$ 5,061.89	\$ 5,148.78	1.72%
MGS-S Customer 11007	\$ 3,632.43	\$ 3,771.48	3.83%	\$ 10,388.76	\$ 10,527.81	1.34%
MGS-S Customer 11008	\$ 2,126.32	\$ 2,218.10	4.32%	\$ 5,794.76	\$ 5,886.54	1.58%
MGS-S Customer 11009	\$ 2,085.88	\$ 2,189.98	4.99%	\$ 5,172.10	\$ 5,276.21	2.01%
MGS-S Customer 11010	\$ 1,741.63	\$ 1,824.75	4.77%	\$ 4,465.56	\$ 4,548.68	1.86%
MGS-S Customer 11011	\$ 6,356.66	\$ 6,557.13	3.15%	\$ 18,843.81	\$ 19,044.28	1.06%
MGS-S Customer 11012	\$ 4,043.51	\$ 4,191.65	3.66%	\$ 11,266.39	\$ 11,414.53	1.31%
MGS-S Customer 11013	\$ 1,671.16	\$ 1,752.68	4.88%	\$ 4,343.39	\$ 4,424.91	1.88%
MGS-S Customer 11014	\$ 2,461.75	\$ 2,574.37	4.57%	\$ 6,303.27	\$ 6,415.90	1.79%
MGS-S Customer 11015	\$ 5,753.00	\$ 5,946.46	3.36%	\$ 14,517.95	\$ 14,711.40	1.33%
MGS-S Customer 11016	\$ 1,515.03	\$ 1,606.23	6.02%	\$ 3,383.62	\$ 3,474.82	2.70%
MGS-S Customer 11017	\$ 3,510.99	\$ 3,647.24	3.88%	\$ 9,753.58	\$ 9,889.82	1.40%
MGS-S Customer 11018	\$ 3,415.96	\$ 3,550.12	3.93%	\$ 9,536.69	\$ 9,670.86	1.41%
MGS-S Customer 11019	\$ 1,847.41	\$ 1,946.15	5.34%	\$ 4,586.84	\$ 4,685.59	2.15%
MGS-S Customer 11020	\$ 7,632.55	\$ 7,861.84	3.00%	\$ 23,183.29	\$ 23,412.58	0.99%
MGS-S Customer 11021	\$ 1,853.87	\$ 1,952.75	5.33%	\$ 4,416.12	\$ 4,515.00	2.24%
MGS-S Customer 11022	\$ 1,274.95	\$ 1,347.54	5.69%	\$ 3,081.38	\$ 3,153.97	2.36%
MGS-S Customer 11023	\$ 1,845.00	\$ 1,930.43	4.63%	\$ 4,775.43	\$ 4,860.86	1.79%
MGS-S Customer 11024	\$ 2,903.32	\$ 3,012.63	3.77%	\$ 8,333.29	\$ 8,442.60	1.31%
MGS-S Customer 11025	\$ 1,992.03	\$ 2,080.79	4.46%	\$ 5,275.16	\$ 5,363.91	1.68%
MGS-S Customer 11026	\$ 1,647.52	\$ 1,728.52	4.92%	\$ 4,194.53	\$ 4,275.53	1.93%
MGS-S Customer 11027	\$ 2,181.15	\$ 2,287.42	4.87%	\$ 5,488.55	\$ 5,594.82	1.94%
MGS-S Customer 11028	\$ 2,166.13	\$ 2,272.05	4.89%	\$ 5,455.56	\$ 5,561.48	1.94%
MGS-S Customer 11029	\$ 2,236.12	\$ 2,343.62	4.81%	\$ 5,771.02	\$ 5,878.52	1.86%
MGS-S Customer 11030	\$ 4,555.92	\$ 4,715.73	3.51%	\$ 13,037.04	\$ 13,196.85	1.23%
MGS-S Customer 11031	\$ 1,886.34	\$ 1,986.02	5.28%	\$ 4,735.79	\$ 4,835.46	2.10%
MGS-S Customer 11032	\$ 1,549.39	\$ 1,641.43	5.94%	\$ 3,566.68	\$ 3,658.71	2.58%
MGS-S Customer 11033	\$ 1,593.84	\$ 1,686.94	5.84%	\$ 3,683.18	\$ 3,776.28	2.53%
MGS-S Customer 11034	\$ 1,969.84	\$ 2,071.34	5.15%	\$ 4,913.13	\$ 5,014.63	2.07%
MGS-S Customer 11035	\$ 3,011.56	\$ 3,136.60	4.15%	\$ 8,284.52	\$ 8,409.55	1.51%
MGS-S Customer 11036	\$ 4,405.56	\$ 4,562.00	3.55%	\$ 12,729.24	\$ 12,885.68	1.23%
MGS-S Customer 11037	\$ 886.62	\$ 950.39	7.19%	\$ 2,717.10	\$ 1,780.87	3.71%

Customer	Distribution 8/23 Prices	Distribution 1/24 Prices	Distribution % Difference	Delivery 8/23 Prices	Delivery 1/24 Prices	Delivery % Difference
MGS-S Customer 11038	\$ 6,669.37	\$ 6,876.89	3.11%	\$ 20,191.27	\$ 20,398.79	1.03%
MGS-S Customer 11039	\$ 5,725.70	\$ 5,911.95	3.25%	\$ 17,016.45	\$ 17,202.70	1.09%
MGS-S Customer 11040	\$ 1,491.65	\$ 1,569.11	5.19%	\$ 3,823.27	\$ 3,900.73	2.03%
MGS-S Customer 11041	\$ 3,619.77	\$ 3,758.48	3.83%	\$ 10,128.04	\$ 10,266.75	1.37%
MGS-S Customer 11042	\$ 2,563.19	\$ 2,664.82	3.96%	\$ 7,113.48	\$ 7,215.12	1.43%
MGS-S Customer 11043	\$ 2,694.47	\$ 2,812.31	4.37%	\$ 7,299.84	\$ 7,417.68	1.61%
MGS-S Customer 11044	\$ 3,073.35	\$ 3,186.50	3.68%	\$ 8,530.02	\$ 8,643.17	1.33%
MGS-S Customer 11045	\$ 1,905.72	\$ 2,005.77	5.25%	\$ 4,622.03	\$ 4,722.08	2.16%
MGS-S Customer 11046	\$ 2,111.63	\$ 2,203.09	4.33%	\$ 5,545.58	\$ 5,637.04	1.65%
MGS-S Customer 11047	\$ 3,813.23	\$ 3,956.35	3.75%	\$ 10,892.13	\$ 11,035.25	1.31%
MGS-S Customer 11048	\$ 1,143.68	\$ 1,213.22	6.08%	\$ 2,480.01	\$ 2,549.55	2.80%
MGS-S Customer 11049	\$ 2,951.86	\$ 3,075.51	4.19%	\$ 8,001.81	\$ 8,125.46	1.55%
MGS-S Customer 11050	\$ 2,235.79	\$ 2,343.70	4.83%	\$ 5,616.62	\$ 5,724.52	1.92%
MGS-S Customer 11051	\$ 15,474.18	\$ 15,882.57	2.64%	\$ 48,563.66	\$ 48,972.06	0.84%
MGS-S Customer 11052	\$ 1,920.73	\$ 2,007.74	4.53%	\$ 4,858.09	\$ 4,945.09	1.79%
MGS-S Customer 11053	\$ 1,742.27	\$ 1,825.23	4.76%	\$ 4,266.95	\$ 4,349.92	1.94%
MGS-S Customer 11054	\$ 2,545.08	\$ 2,646.10	3.97%	\$ 6,678.78	\$ 6,779.79	1.51%
MGS-S Customer 11055	\$ 2,055.69	\$ 2,145.86	4.39%	\$ 5,519.30	\$ 5,609.47	1.63%
MGS-S Customer 11056	\$ 1,255.01	\$ 1,327.08	5.74%	\$ 2,909.12	\$ 2,981.19	2.48%
MGS-S Customer 11057	\$ 1,913.63	\$ 2,013.87	5.24%	\$ 4,695.45	\$ 4,795.69	2.13%
MGS-S Customer 11058	\$ 1,929.91	\$ 2,017.24	4.53%	\$ 5,031.40	\$ 5,118.73	1.74%
MGS-S Customer 11059	\$ 3,244.85	\$ 3,375.14	4.02%	\$ 8,938.46	\$ 9,068.74	1.46%
MGS-S Customer 11060	\$ 3,216.80	\$ 3,346.44	4.03%	\$ 8,866.93	\$ 8,996.58	1.46%
MGS-S Customer 11061	\$ 2,293.42	\$ 2,389.00	4.17%	\$ 6,329.57	\$ 6,425.15	1.51%
MGS-S Customer 11062	\$ 1,423.56	\$ 1,512.76	6.27%	\$ 3,203.14	\$ 3,292.35	2.79%
MGS-S Customer 11063	\$ 8,497.73	\$ 8,746.54	2.93%	\$ 26,136.68	\$ 26,385.49	0.95%
MGS-S Customer 11064	\$ 1,394.09	\$ 1,469.33	5.40%	\$ 3,295.26	\$ 3,370.50	2.28%
MGS-S Customer 11065	\$ 2,234.80	\$ 2,329.01	4.22%	\$ 6,122.33	\$ 6,216.54	1.54%
MGS-S Customer 11066	\$ 836.73	\$ 899.38	7.49%	\$ 1,549.19	\$ 1,611.84	4.04%
MGS-S Customer 11067	\$ 3,489.06	\$ 3,611.61	3.51%	\$ 10,175.55	\$ 10,298.10	1.20%
MGS-S Customer 11068	\$ 2,209.51	\$ 2,316.39	4.84%	\$ 5,650.59	\$ 5,757.47	1.89%
MGS-S Customer 11069	\$ 1,353.23	\$ 1,440.78	6.47%	\$ 2,865.83	\$ 2,953.38	3.05%
MGS-S Customer 11070	\$ 1,314.07	\$ 1,387.59	5.59%	\$ 3,267.48	\$ 3,340.99	2.25%
MGS-S Customer 11071	\$ 7,164.87	\$ 7,383.61	3.05%	\$ 21,602.04	\$ 21,820.78	1.01%
MGS-S Customer 11072	\$ 1,441.04	\$ 1,530.62	6.22%	\$ 3,212.93	\$ 3,302.50	2.79%
MGS-S Customer 11073	\$ 2,138.86	\$ 2,244.17	4.92%	\$ 5,421.69	\$ 5,527.00	1.94%
MGS-S Customer 11074	\$ 9,510.37	\$ 9,782.16	2.86%	\$ 28,913.42	\$ 29,185.20	0.94%
MGS-S Customer 11075	\$ 1,580.31	\$ 1,659.77	5.03%	\$ 4,002.11	\$ 4,081.57	1.99%
MGS-S Customer 11076	\$ 2,347.43	\$ 2,457.47	4.69%	\$ 6,051.19	\$ 6,161.24	1.82%
MGS-S Customer 11077	\$ 2,460.37	\$ 2,559.67	4.04%	\$ 6,867.12	\$ 6,966.42	1.45%

Internal Use

Customer	Distribution 8/23 Prices	Distribution 1/24 Prices	Distribution % Difference	Delivery 8/23 Prices	Delivery 1/24 Prices	Delivery % Difference
MGS-S Customer 11078	\$ 1,407.16	\$ 1,482.64	5.36%	\$ 3,311.73	\$ 3,387.20	2.28%
MGS-S Customer 11079	\$ 2,619.47	\$ 2,722.40	3.93%	\$ 7,181.28	\$ 7,284.21	1.43%
MGS-S Customer 11080	\$ 6,725.28	\$ 6,934.11	3.11%	\$ 20,376.61	\$ 20,585.44	1.02%
MGS-S Customer 11081	\$ 1,541.77	\$ 1,620.37	5.10%	\$ 3,787.50	\$ 3,866.10	2.08%
MGS-S Customer 11082	\$ 3,083.64	\$ 3,210.32	4.11%	\$ 8,302.30	\$ 8,428.98	1.53%
MGS-S Customer 11083	\$ 2,042.15	\$ 2,132.04	4.40%	\$ 5,332.34	\$ 5,422.23	1.69%
MGS-S Customer 11084	\$ 2,760.76	\$ 2,880.17	4.33%	\$ 7,444.40	\$ 7,563.82	1.60%
MGS-S Customer 11085	\$ 880.72	\$ 944.38	7.23%	\$ 1,732.15	\$ 1,795.82	3.68%
MGS-S Customer 11086	\$ 4,904.91	\$ 5,072.63	3.42%	\$ 13,939.84	\$ 14,107.56	1.20%
MGS-S Customer 11087	\$ 1,773.83	\$ 1,870.92	5.47%	\$ 4,222.88	\$ 4,319.97	2.30%
MGS-S Customer 11088	\$ 2,070.45	\$ 2,174.26	5.01%	\$ 5,309.04	\$ 5,412.84	1.96%
MGS-S Customer 11089	\$ 2,476.56	\$ 2,589.49	4.56%	\$ 6,507.78	\$ 6,620.71	1.74%
MGS-S Customer 11090	\$ 3,129.83	\$ 3,257.51	4.08%	\$ 8,765.44	\$ 8,893.12	1.46%
MGS-S Customer 11091	\$ 2,654.07	\$ 2,770.99	4.41%	\$ 6,999.81	\$ 7,116.73	1.67%
MGS-S Customer 11092	\$ 955.57	\$ 1,020.92	6.84%	\$ 1,927.53	\$ 1,992.89	3.39%
MGS-S Customer 11093	\$ 1,800.22	\$ 1,884.64	4.69%	\$ 4,702.19	\$ 4,786.61	1.80%
MGS-S Customer 11094	\$ 2,719.29	\$ 2,837.67	4.35%	\$ 7,110.43	\$ 7,228.81	1.66%
MGS-S Customer 11095	\$ 2,626.11	\$ 2,742.37	4.43%	\$ 6,937.99	\$ 7,054.25	1.68%
MGS-S Customer 11096	\$ 1,864.74	\$ 1,963.92	5.32%	\$ 4,561.46	\$ 4,660.64	2.17%
MGS-S Customer 11097	\$ 3,609.92	\$ 3,735.19	3.47%	\$ 10,399.40	\$ 10,524.67	1.20%
MGS-S Customer 11098	\$ 3,161.06	\$ 3,276.03	3.64%	\$ 8,741.02	\$ 8,855.98	1.32%
MGS-S Customer 11099	\$ 1,779.26	\$ 1,863.13	4.71%	\$ 4,513.90	\$ 4,597.77	1.86%
MGS-S Customer 11100	\$ 1,718.47	\$ 1,801.04	4.80%	\$ 4,461.60	\$ 4,544.17	1.85%
MGS-S Customer 11101	\$ 2,707.57	\$ 2,812.27	3.87%	\$ 7,300.23	\$ 7,404.93	1.43%
MGS-S Customer 11102	\$ 3,207.60	\$ 3,323.58	3.62%	\$ 8,861.17	\$ 8,977.14	1.31%
MGS-S Customer 11103	\$ 4,180.85	\$ 4,332.23	3.62%	\$ 12,143.25	\$ 12,294.62	1.25%
MGS-S Customer 11104	\$ 2,443.09	\$ 2,541.89	4.04%	\$ 6,508.76	\$ 6,607.57	1.52%
MGS-S Customer 11105	\$ 2,439.86	\$ 2,538.60	4.05%	\$ 6,518.17	\$ 6,616.91	1.51%
MGS-S Customer 11106	\$ 3,195.28	\$ 3,324.47	4.04%	\$ 8,925.24	\$ 9,054.43	1.45%
MGS-S Customer 11107	\$ 1,250.36	\$ 1,322.34	5.76%	\$ 2,863.23	\$ 2,935.20	2.51%
MGS-S Customer 11108	\$ 1,639.00	\$ 1,719.79	4.93%	\$ 4,271.52	\$ 4,352.32	1.89%
MGS-S Customer 11109	\$ 2,029.41	\$ 2,132.23	5.07%	\$ 5,054.71	\$ 5,157.53	2.03%
MGS-S Customer 11110	\$ 1,933.48	\$ 2,034.18	5.21%	\$ 4,715.24	\$ 4,815.94	2.14%
MGS-S Customer 11111	\$ 5,978.53	\$ 6,170.49	3.21%	\$ 17,799.43	\$ 17,991.39	1.08%
MGS-S Customer 11112	\$ 2,628.95	\$ 2,745.34	4.43%	\$ 6,980.27	\$ 7,096.66	1.67%
MGS-S Customer 11113	\$ 3,083.57	\$ 3,210.26	4.11%	\$ 8,496.50	\$ 8,623.18	1.49%
MGS-S Customer 11114	\$ 1,859.74	\$ 1,945.50	4.61%	\$ 4,881.93	\$ 4,967.69	1.76%
MGS-S Customer 11115	\$ 2,252.70	\$ 2,360.61	4.79%	\$ 5,899.35	\$ 6,007.25	1.83%
MGS-S Customer 11116	\$ 2,185.26	\$ 2,291.63	4.87%	\$ 5,612.45	\$ 5,718.82	1.90%
MGS-S Customer 11117	\$ 9,662.27	\$ 9,937.30	2.85%	\$ 30,026.17	\$ 30,301.20	0.92%

Internal Use

Customer	Distribution 8/23 Prices	Distribution 1/24 Prices	Distribution % Difference	Delivery 8/23 Prices	Delivery 1/24 Prices	Delivery % Difference
MGS-S Customer 11118	\$ 2,201.77	\$ 2,308.53	4.85%	\$ 5,859.63	\$ 5,966.39	1.82%
MGS-S Customer 11119	\$ 3,265.72	\$ 3,396.55	4.01%	\$ 9,059.52	\$ 9,190.35	1.44%
MGS-S Customer 11120	\$ 800.53	\$ 875.66	9.39%	\$ 1,193.15	\$ 1,268.29	6.30%
MGS-S Customer 11121	\$ 1,649.73	\$ 1,730.68	4.91%	\$ 4,071.09	\$ 4,152.04	1.99%
MGS-S Customer 11122	\$ 3,151.15	\$ 3,279.35	4.07%	\$ 8,842.09	\$ 8,970.28	1.45%
MGS-S Customer 11123	\$ 1,393.48	\$ 1,468.71	5.40%	\$ 3,366.18	\$ 3,441.41	2.23%
MGS-S Customer 11124	\$ 2,174.35	\$ 2,280.48	4.88%	\$ 5,561.20	\$ 5,667.33	1.91%
MGS-S Customer 11125	\$ 6,629.72	\$ 6,823.31	2.92%	\$ 19,668.78	\$ 19,862.38	0.98%
MGS-S Customer 11126	\$ 1,292.31	\$ 1,365.25	5.64%	\$ 3,028.66	\$ 3,101.61	2.41%
MGS-S Customer 11127	\$ 1,607.13	\$ 1,700.46	5.81%	\$ 3,706.51	\$ 3,799.83	2.52%
MGS-S Customer 11128	\$ 2,523.75	\$ 2,637.73	4.52%	\$ 6,658.09	\$ 6,772.07	1.71%
MGS-S Customer 11129	\$ 2,121.33	\$ 2,212.90	4.32%	\$ 5,558.66	\$ 5,650.23	1.65%
MGS-S Customer 11130	\$ 1,753.94	\$ 1,850.59	5.51%	\$ 4,148.40	\$ 4,245.05	2.33%
MGS-S Customer 11131	\$ 2,042.73	\$ 2,132.61	4.40%	\$ 5,394.59	\$ 5,484.47	1.67%
MGS-S Customer 11132	\$ 969.11	\$ 1,034.78	6.78%	\$ 2,090.25	\$ 2,155.92	3.14%
MGS-S Customer 11133	\$ 5,850.18	\$ 6,039.23	3.23%	\$ 17,417.27	\$ 17,606.33	1.09%
MGS-S Customer 11134	\$ 1,835.63	\$ 1,934.11	5.36%	\$ 4,456.25	\$ 4,554.73	2.21%
MGS-S Customer 11135	\$ 1,471.64	\$ 1,548.65	5.23%	\$ 3,656.43	\$ 3,733.43	2.11%
MGS-S Customer 11136	\$ 3,298.21	\$ 3,429.74	3.99%	\$ 8,857.39	\$ 8,988.91	1.48%
MGS-S Customer 11137	\$ 1,681.29	\$ 1,776.29	5.65%	\$ 3,945.24	\$ 4,040.25	2.41%
MGS-S Customer 11138	\$ 1,676.01	\$ 1,770.91	5.66%	\$ 3,932.45	\$ 4,027.36	2.41%
MGS-S Customer 11139	\$ 1,408.74	\$ 1,497.60	6.31%	\$ 3,185.59	\$ 3,274.45	2.79%
MGS-S Customer 11140	\$ 1,960.72	\$ 2,048.74	4.49%	\$ 5,155.99	\$ 5,244.01	1.71%
MGS-S Customer 11141	\$ 3,083.32	\$ 3,196.68	3.68%	\$ 8,858.07	\$ 8,971.44	1.28%
MGS-S Customer 11142	\$ 17,170.68	\$ 17,631.65	2.68%	\$ 49,013.51	\$ 49,474.48	0.94%
MGS-S Customer 11143	\$ 2,690.27	\$ 2,808.07	4.38%	\$ 7,356.11	\$ 7,473.90	1.60%
MGS-S Customer 11144	\$ 7,977.62	\$ 8,214.47	2.97%	\$ 23,927.41	\$ 24,164.25	0.99%
MGS-S Customer 11145	\$ 3,726.76	\$ 3,867.91	3.79%	\$ 10,290.73	\$ 10,431.89	1.37%
MGS-S Customer 11146	\$ 1,919.53	\$ 2,019.95	5.23%	\$ 4,745.24	\$ 4,845.66	2.12%
MGS-S Customer 11147	\$ 2,072.25	\$ 2,162.79	4.37%	\$ 5,522.04	\$ 5,612.57	1.64%
MGS-S Customer 11148	\$ 2,796.28	\$ 2,903.17	3.82%	\$ 8,047.77	\$ 8,154.66	1.33%
MGS-S Customer 11149	\$ 1,686.59	\$ 1,768.46	4.85%	\$ 4,280.62	\$ 4,362.49	1.91%
MGS-S Customer 11150	\$ 12,443.44	\$ 12,781.35	2.72%	\$ 38,624.60	\$ 38,962.51	0.87%
MGS-S Customer 11151	\$ 1,566.57	\$ 1,658.99	5.90%	\$ 3,635.60	\$ 3,728.01	2.54%
MGS-S Customer 11152	\$ 15,268.31	\$ 15,672.25	2.65%	\$ 47,713.51	\$ 48,117.45	0.85%
MGS-S Customer 11153	\$ 13,800.24	\$ 14,169.39	2.67%	\$ 42,598.48	\$ 42,967.64	0.87%
MGS-S Customer 11154	\$ 2,579.46	\$ 2,694.75	4.47%	\$ 6,881.01	\$ 6,996.31	1.68%
MGS-S Customer 11155	\$ 1,964.33	\$ 2,065.73	5.16%	\$ 4,832.72	\$ 4,934.12	2.10%
MGS-S Customer 11156	\$ 16,681.64	\$ 17,115.08	2.60%	\$ 53,340.96	\$ 53,774.40	0.81%
MGS-S Customer 11157	\$ 1,768.11	\$ 1,865.06	5.48%	\$ 4,324.88	\$ 4,421.84	2.24%

Internal Use

Customer	Distribution 8/23 Prices	Distribution 1/24 Prices	Distribution % Difference	Delivery 8/23 Prices	Delivery 1/24 Prices	Delivery % Difference
MGS-S Customer 11158	\$ 1,495.50	\$ 1,586.30	6.07%	\$ 3,372.34	\$ 3,463.14	2.69%
MGS-S Customer 11159	\$ 1,615.53	\$ 1,695.78	4.97%	\$ 4,037.55	\$ 4,117.80	1.99%
MGS-S Customer 11160	\$ 1,736.02	\$ 1,832.25	5.54%	\$ 4,179.66	\$ 4,275.89	2.30%
MGS-S Customer 11161	\$ 1,125.95	\$ 1,195.11	6.14%	\$ 2,490.28	\$ 2,559.44	2.78%
MGS-S Customer 11162	\$ 3,703.60	\$ 3,844.24	3.80%	\$ 10,319.24	\$ 10,459.89	1.36%
MGS-S Customer 11163	\$ 1,927.57	\$ 2,028.13	5.22%	\$ 4,806.23	\$ 4,906.79	2.09%
MGS-S Customer 11164	\$ 1,875.25	\$ 1,974.62	5.30%	\$ 4,568.20	\$ 4,667.58	2.18%
MGS-S Customer 11165	\$ 2,723.64	\$ 2,842.18	4.35%	\$ 7,316.16	\$ 7,434.69	1.62%
MGS-S Customer 11166	\$ 6,389.98	\$ 6,591.40	3.15%	\$ 19,012.13	\$ 19,213.55	1.06%
MGS-S Customer 11167	\$ 483.84	\$ 538.56	11.31%	\$ 648.95	\$ 703.67	8.43%
MGS-S Customer 11168	\$ 1,225.10	\$ 1,296.49	5.83%	\$ 2,735.24	\$ 2,806.63	2.61%
MGS-S Customer 11169	\$ 1,311.63	\$ 1,384.94	5.59%	\$ 2,977.72	\$ 3,051.02	2.46%
MGS-S Customer 11170	\$ 1,647.58	\$ 1,741.84	5.72%	\$ 3,836.16	\$ 3,930.43	2.46%
MGS-S Customer 11171	\$ 1,329.19	\$ 1,416.26	6.55%	\$ 2,912.32	\$ 2,999.39	2.99%
MGS-S Customer 11172	\$ 8,758.00	\$ 9,012.47	2.91%	\$ 26,948.09	\$ 27,202.57	0.94%
MGS-S Customer 11173	\$ 1,528.23	\$ 1,606.51	5.12%	\$ 3,742.23	\$ 3,820.51	2.09%
MGS-S Customer 11174	\$ 838.16	\$ 914.15	9.07%	\$ 1,295.95	\$ 1,371.95	5.86%
MGS-S Customer 11175	\$ 5,393.99	\$ 5,572.71	3.31%	\$ 15,845.95	\$ 16,024.68	1.13%
MGS-S Customer 11176	\$ 4,190.62	\$ 4,342.34	3.62%	\$ 12,006.37	\$ 12,158.09	1.26%
MGS-S Customer 11177	\$ 6,870.29	\$ 7,082.35	3.09%	\$ 20,922.92	\$ 21,134.98	1.01%
MGS-S Customer 11178	\$ 1,950.63	\$ 2,051.73	5.18%	\$ 4,913.22	\$ 5,014.32	2.06%
MGS-S Customer 11179	\$ 1,590.09	\$ 1,683.03	5.84%	\$ 3,692.04	\$ 3,784.99	2.52%
MGS-S Customer 11180	\$ 1,913.17	\$ 2,013.39	5.24%	\$ 4,686.73	\$ 4,786.95	2.14%
MGS-S Customer 11181	\$ 1,114.04	\$ 1,182.97	6.19%	\$ 2,455.69	\$ 2,524.62	2.81%
MGS-S Customer 11182	\$ 1,898.74	\$ 1,998.64	5.26%	\$ 4,651.65	\$ 4,751.55	2.15%
MGS-S Customer 11183	\$ 3,091.26	\$ 3,218.07	4.10%	\$ 8,574.81	\$ 8,701.62	1.48%
MGS-S Customer 11184	\$ 2,454.32	\$ 2,553.47	4.04%	\$ 6,822.41	\$ 6,921.56	1.45%
MGS-S Customer 11185	\$ 1,837.78	\$ 1,936.32	5.36%	\$ 4,438.76	\$ 4,537.30	2.22%
MGS-S Customer 11186	\$ 15,465.29	\$ 15,875.07	2.65%	\$ 48,488.37	\$ 48,898.15	0.85%
MGS-S Customer 11187	\$ 2,227.33	\$ 2,334.65	4.82%	\$ 5,791.33	\$ 5,898.65	1.85%
MGS-S Customer 11188	\$ 2,648.43	\$ 2,765.27	4.41%	\$ 6,925.59	\$ 7,042.43	1.69%
MGS-S Customer 11189	\$ 1,768.66	\$ 1,852.36	4.73%	\$ 4,539.66	\$ 4,623.35	1.84%
MGS-S Customer 11190	\$ 2,321.48	\$ 2,430.94	4.72%	\$ 6,034.82	\$ 6,144.28	1.81%
MGS-S Customer 11191	\$ 1,505.14	\$ 1,596.17	6.05%	\$ 3,473.10	\$ 3,564.13	2.62%
MGS-S Customer 11192	\$ 3,596.84	\$ 3,737.95	3.92%	\$ 9,023.92	\$ 9,165.04	1.56%
MGS-S Customer 11193	\$ 4,896.28	\$ 5,063.85	3.42%	\$ 14,535.20	\$ 14,702.77	1.15%
MGS-S Customer 11194	\$ 1,574.37	\$ 1,666.98	5.88%	\$ 3,683.07	\$ 3,775.68	2.51%
MGS-S Customer 11195	\$ 4,218.76	\$ 4,370.96	3.61%	\$ 12,183.06	\$ 12,335.26	1.25%
MGS-S Customer 11196	\$ 16,227.61	\$ 16,651.14	2.61%	\$ 51,493.33	\$ 51,916.87	0.82%
MGS-S Customer 11197	\$ 864.62	\$ 941.19	8.86%	\$ 1,385.02	\$ 1,461.60	5.53%

Customer	Distribution 8/23 Prices	Distribution 1/24 Prices	Distribution % Difference	Delivery 8/23 Prices	Delivery 1/24 Prices	Delivery % Difference
MGS-S Customer 11198	\$ 5,116.85	\$ 5,289.40	3.37%	\$ 15,206.35	\$ 15,378.91	1.13%
MGS-S Customer 11199	\$ 2,955.76	\$ 3,079.53	4.19%	\$ 7,916.98	\$ 8,040.76	1.56%
MGS-S Customer 11200	\$ 2,172.71	\$ 2,278.82	4.88%	\$ 5,455.22	\$ 5,561.32	1.94%
MGS-S Customer 11201	\$ 1,628.34	\$ 1,722.15	5.76%	\$ 3,840.01	\$ 3,933.82	2.44%
MGS-S Customer 11202	\$ 4,226.70	\$ 4,380.69	3.64%	\$ 11,704.62	\$ 11,858.60	1.32%
MGS-S Customer 11203	\$ 1,842.67	\$ 1,941.32	5.35%	\$ 4,421.84	\$ 4,520.49	2.23%
MGS-S Customer 11204	\$ 1,569.01	\$ 1,648.18	5.05%	\$ 3,760.45	\$ 3,839.63	2.11%
MGS-S Customer 11205	\$ 1,694.75	\$ 1,776.79	4.84%	\$ 4,465.16	\$ 4,547.20	1.84%
MGS-S Customer 11206	\$ 3,623.54	\$ 3,762.37	3.83%	\$ 10,319.66	\$ 10,458.48	1.35%
MGS-S Customer 11207	\$ 1,815.92	\$ 1,900.65	4.67%	\$ 4,686.22	\$ 4,770.94	1.81%
MGS-S Customer 11208	\$ 1,654.36	\$ 1,735.48	4.90%	\$ 4,253.40	\$ 4,334.51	1.91%
MGS-S Customer 11209	\$ 1,935.67	\$ 2,036.42	5.20%	\$ 4,803.08	\$ 4,903.83	2.10%
MGS-S Customer 11210	\$ 1,736.05	\$ 1,832.33	5.55%	\$ 4,156.39	\$ 4,252.67	2.32%
MGS-S Customer 11211	\$ 2,160.81	\$ 2,266.61	4.90%	\$ 5,470.37	\$ 5,576.17	1.93%
MGS-S Customer 11212	\$ 1,551.33	\$ 1,630.13	5.08%	\$ 3,918.23	\$ 3,997.03	2.01%
MGS-S Customer 11213	\$ 6,226.54	\$ 6,424.12	3.17%	\$ 18,509.75	\$ 18,707.33	1.07%
MGS-S Customer 11214	\$ 3,020.61	\$ 3,145.82	4.15%	\$ 8,316.46	\$ 8,441.68	1.51%
MGS-S Customer 11215	\$ 1,156.62	\$ 1,239.79	7.19%	\$ 2,341.27	\$ 2,424.45	3.55%
MGS-S Customer 11216	\$ 1,334.05	\$ 1,407.94	5.54%	\$ 3,126.74	\$ 3,200.62	2.36%
MGS-S Customer 11217	\$ 10,710.57	\$ 11,014.68	2.84%	\$ 31,280.94	\$ 31,585.05	0.97%
MGS-S Customer 11218	\$ 6,427.44	\$ 6,629.60	3.15%	\$ 19,346.04	\$ 19,548.21	1.05%
MGS-S Customer 11219	\$ 3,277.89	\$ 3,408.89	4.00%	\$ 9,076.18	\$ 9,207.18	1.44%
MGS-S Customer 11220	\$ 2,181.33	\$ 2,287.61	4.87%	\$ 5,580.69	\$ 5,686.96	1.90%
MGS-S Customer 11221	\$ 2,258.87	\$ 2,366.91	4.78%	\$ 5,861.90	\$ 5,969.93	1.84%
MGS-S Customer 11222	\$ 6,728.04	\$ 6,936.84	3.10%	\$ 19,976.77	\$ 20,185.57	1.05%
MGS-S Customer 11223	\$ 1,949.01	\$ 2,050.06	5.18%	\$ 4,705.19	\$ 4,806.25	2.15%
MGS-S Customer 11224	\$ 2,876.51	\$ 2,998.53	4.24%	\$ 7,810.89	\$ 7,932.90	1.56%
MGS-S Customer 11225	\$ 1,814.05	\$ 1,912.03	5.40%	\$ 4,404.69	\$ 4,502.68	2.22%
MGS-S Customer 11226	\$ 4,199.85	\$ 4,351.69	3.62%	\$ 12,083.25	\$ 12,235.08	1.26%
MGS-S Customer 11227	\$ 2,031.26	\$ 2,134.13	5.06%	\$ 5,012.59	\$ 5,115.46	2.05%
MGS-S Customer 11228	\$ 16,140.48	\$ 16,570.86	2.67%	\$ 47,317.17	\$ 47,747.55	0.91%
MGS-S Customer 11229	\$ 1,609.76	\$ 1,703.13	5.80%	\$ 3,743.43	\$ 3,836.80	2.49%
MGS-S Customer 11230	\$ 4,346.18	\$ 4,501.36	3.57%	\$ 12,838.31	\$ 12,993.50	1.21%
MGS-S Customer 11231	\$ 2,309.56	\$ 2,418.73	4.73%	\$ 5,977.27	\$ 6,086.44	1.83%
MGS-S Customer 11232	\$ 6,222.96	\$ 6,420.45	3.17%	\$ 18,235.70	\$ 18,433.20	1.08%
MGS-S Customer 11233	\$ 2,527.72	\$ 2,641.82	4.51%	\$ 6,787.57	\$ 6,901.68	1.68%
MGS-S Customer 11234	\$ 8,264.82	\$ 8,508.27	2.95%	\$ 25,299.83	\$ 25,543.28	0.96%
MGS-S Customer 11235	\$ 4,182.87	\$ 4,334.29	3.62%	\$ 12,028.34	\$ 12,179.76	1.26%
MGS-S Customer 11236	\$ 2,359.47	\$ 2,469.78	4.68%	\$ 6,154.18	\$ 6,264.49	1.79%
MGS-S Customer 11237	\$ 3,146.07	\$ 3,277.41	4.17%	\$ 7,428.12	\$ 7,559.46	1.77%

Internal Use

Customer	Distribution 8/23 Prices	Distribution 1/24 Prices	Distribution % Difference	Delivery 8/23 Prices	Delivery 1/24 Prices	Delivery % Difference
MGS-S Customer 11238	\$ 1,957.94	\$ 2,045.91	4.49%	\$ 5,115.29	\$ 5,203.26	1.72%
MGS-S Customer 11239	\$ 1,588.83	\$ 1,668.47	5.01%	\$ 3,990.19	\$ 4,069.83	2.00%
MGS-S Customer 11240	\$ 2,771.59	\$ 2,891.24	4.32%	\$ 7,625.95	\$ 7,745.60	1.57%
MGS-S Customer 11241	\$ 4,187.84	\$ 4,339.37	3.62%	\$ 12,075.87	\$ 12,227.40	1.25%
MGS-S Customer 11242	\$ 5,515.70	\$ 5,697.24	3.29%	\$ 16,193.16	\$ 16,374.69	1.12%
MGS-S Customer 11243	\$ 2,197.80	\$ 2,304.47	4.85%	\$ 5,534.22	\$ 5,640.89	1.93%
MGS-S Customer 11244	\$ 2,349.63	\$ 2,459.72	4.69%	\$ 6,143.09	\$ 6,253.17	1.79%
MGS-S Customer 11245	\$ 3,620.57	\$ 3,745.96	3.46%	\$ 10,372.27	\$ 10,497.65	1.21%
MGS-S Customer 11246	\$ 4,323.04	\$ 4,477.68	3.58%	\$ 12,235.96	\$ 12,390.60	1.26%
MGS-S Customer 11247	\$ 3,292.78	\$ 3,424.15	3.99%	\$ 9,408.92	\$ 9,540.29	1.40%
MGS-S Customer 11248	\$ 950.18	\$ 1,028.69	8.26%	\$ 1,692.60	\$ 1,771.10	4.64%
MGS-S Customer 11249	\$ 1,788.29	\$ 1,872.34	4.70%	\$ 4,461.29	\$ 4,545.34	1.88%
MGS-S Customer 11250	\$ 2,167.74	\$ 2,260.36	4.27%	\$ 5,658.68	\$ 5,751.29	1.64%
MGS-S Customer 11251	\$ 1,583.64	\$ 1,663.17	5.02%	\$ 4,045.23	\$ 4,124.76	1.97%
MGS-S Customer 11252	\$ 2,535.95	\$ 2,650.22	4.51%	\$ 6,862.24	\$ 6,976.52	1.67%
MGS-S Customer 11253	\$ 1,501.67	\$ 1,579.31	5.17%	\$ 3,662.68	\$ 3,740.31	2.12%
MGS-S Customer 11254	\$ 4,633.45	\$ 4,795.03	3.49%	\$ 13,500.97	\$ 13,662.55	1.20%
MGS-S Customer 11255	\$ 11,253.10	\$ 11,564.15	2.76%	\$ 35,088.84	\$ 35,399.88	0.89%
MGS-S Customer 11256	\$ 2,711.23	\$ 2,816.19	3.87%	\$ 7,720.22	\$ 7,825.18	1.36%
MGS-S Customer 11257	\$ 1,430.72	\$ 1,506.72	5.31%	\$ 3,387.60	\$ 3,463.60	2.24%
MGS-S Customer 11258	\$ 5,646.26	\$ 5,830.90	3.27%	\$ 16,961.72	\$ 17,146.36	1.09%
MGS-S Customer 11259	\$ 2,015.07	\$ 2,104.35	4.43%	\$ 5,370.69	\$ 5,459.96	1.66%
MGS-S Customer 11260	\$ 2,771.15	\$ 2,890.79	4.32%	\$ 7,445.20	\$ 7,564.84	1.61%
MGS-S Customer 11261	\$ 8,707.99	\$ 8,961.55	2.91%	\$ 26,883.55	\$ 27,137.12	0.94%
MGS-S Customer 11262	\$ 1,780.16	\$ 1,864.14	4.72%	\$ 4,625.51	\$ 4,709.49	1.82%
MGS-S Customer 11263	\$ 1,744.93	\$ 1,828.07	4.76%	\$ 4,739.46	\$ 4,822.60	1.75%
MGS-S Customer 11264	\$ 5,179.61	\$ 5,353.60	3.36%	\$ 15,409.05	\$ 15,583.04	1.13%
MGS-S Customer 11265	\$ 1,881.23	\$ 1,967.46	4.58%	\$ 4,878.09	\$ 4,964.32	1.77%
MGS-S Customer 11266	\$ 2,120.95	\$ 2,225.85	4.95%	\$ 5,373.92	\$ 5,478.82	1.95%
MGS-S Customer 11267	\$ 1,787.33	\$ 1,871.48	4.71%	\$ 4,621.59	\$ 4,705.74	1.82%
MGS-S Customer 11268	\$ 3,464.16	\$ 3,599.36	3.90%	\$ 9,622.10	\$ 9,757.31	1.41%
MGS-S Customer 11269	\$ 3,802.59	\$ 3,945.53	3.76%	\$ 10,785.19	\$ 10,928.12	1.33%
MGS-S Customer 11270	\$ 2,735.86	\$ 2,841.33	3.86%	\$ 7,597.93	\$ 7,703.40	1.39%
MGS-S Customer 11271	\$ 2,944.83	\$ 3,068.32	4.19%	\$ 8,015.37	\$ 8,138.86	1.54%
MGS-S Customer 11272	\$ 2,499.13	\$ 2,599.26	4.01%	\$ 6,860.03	\$ 6,960.15	1.46%
MGS-S Customer 11273	\$ 3,899.13	\$ 4,044.15	3.72%	\$ 10,723.94	\$ 10,868.96	1.35%
MGS-S Customer 11274	\$ 1,539.17	\$ 1,617.73	5.10%	\$ 3,816.83	\$ 3,895.38	2.06%
MGS-S Customer 11275	\$ 8,288.76	\$ 8,533.10	2.95%	\$ 24,332.58	\$ 24,576.91	1.00%
MGS-S Customer 11276	\$ 1,764.40	\$ 1,861.30	5.49%	\$ 4,198.80	\$ 4,295.69	2.31%
MGS-S Customer 11277	\$ 1,966.25	\$ 2,067.64	5.16%	\$ 4,922.45	\$ 5,023.84	2.06%

Internal Use

Customer	Distribution 8/23 Prices	Distribution 1/24 Prices	Distribution % Difference	Delivery 8/23 Prices	Delivery 1/24 Prices	Delivery % Difference
MGS-S Customer 11278	\$ 1,380.34	\$ 1,468.50	6.39%	\$ 2,961.22	\$ 3,049.38	2.98%
MGS-S Customer 11279	\$ 1,340.55	\$ 1,414.60	5.52%	\$ 3,198.88	\$ 3,272.94	2.32%
MGS-S Customer 11280	\$ 3,254.07	\$ 3,384.59	4.01%	\$ 9,088.02	\$ 9,218.54	1.44%
MGS-S Customer 11281	\$ 3,475.17	\$ 3,610.65	3.90%	\$ 9,946.10	\$ 10,081.59	1.36%
MGS-S Customer 11282	\$ 8,221.91	\$ 8,464.79	2.95%	\$ 24,625.35	\$ 24,868.23	0.99%
MGS-S Customer 11283	\$ 1,534.12	\$ 1,625.81	5.98%	\$ 3,543.28	\$ 3,634.97	2.59%
MGS-S Customer 11284	\$ 1,964.76	\$ 2,052.78	4.48%	\$ 5,052.48	\$ 5,140.49	1.74%
MGS-S Customer 11285	\$ 1,724.74	\$ 1,820.70	5.56%	\$ 4,108.58	\$ 4,204.54	2.34%
MGS-S Customer 11286	\$ 2,488.71	\$ 2,588.66	4.02%	\$ 7,155.08	\$ 7,255.03	1.40%
MGS-S Customer 11287	\$ 1,746.07	\$ 1,829.23	4.76%	\$ 4,417.07	\$ 4,500.23	1.88%
MGS-S Customer 11288	\$ 2,993.37	\$ 3,117.99	4.16%	\$ 8,328.09	\$ 8,452.71	1.50%
MGS-S Customer 11289	\$ 2,389.09	\$ 2,500.06	4.64%	\$ 6,249.22	\$ 6,360.19	1.78%
MGS-S Customer 11290	\$ 4,632.35	\$ 4,793.85	3.49%	\$ 13,235.04	\$ 13,396.54	1.22%
MGS-S Customer 11291	\$ 1,885.20	\$ 1,984.82	5.28%	\$ 4,813.61	\$ 4,913.23	2.07%
MGS-S Customer 11292	\$ 3,101.20	\$ 3,228.25	4.10%	\$ 8,749.78	\$ 8,876.83	1.45%
MGS-S Customer 11293	\$ 2,960.13	\$ 3,083.98	4.18%	\$ 8,288.80	\$ 8,412.65	1.49%
MGS-S Customer 11294	\$ 18,194.86	\$ 18,662.92	2.57%	\$ 58,344.54	\$ 58,812.61	0.80%
MGS-S Customer 11295	\$ 3,654.04	\$ 3,793.50	3.82%	\$ 10,288.98	\$ 10,428.44	1.36%
MGS-S Customer 11296	\$ 3,269.22	\$ 3,400.03	4.00%	\$ 9,047.35	\$ 9,178.16	1.45%
MGS-S Customer 11297	\$ 3,251.44	\$ 3,381.84	4.01%	\$ 9,104.69	\$ 9,235.08	1.43%
MGS-S Customer 11298	\$ 1,627.71	\$ 1,721.48	5.76%	\$ 3,802.98	\$ 3,896.75	2.47%
MGS-S Customer 11299	\$ 1,196.44	\$ 1,280.50	7.03%	\$ 2,441.49	\$ 2,525.55	3.44%
MGS-S Customer 11300	\$ 2,151.17	\$ 2,243.40	4.29%	\$ 5,613.50	\$ 5,705.73	1.64%
MGS-S Customer 11301	\$ 2,003.59	\$ 2,092.64	4.44%	\$ 5,446.04	\$ 5,535.09	1.64%
MGS-S Customer 11302	\$ 1,501.04	\$ 1,578.69	5.17%	\$ 3,726.84	\$ 3,804.49	2.08%
MGS-S Customer 11303	\$ 1,863.28	\$ 1,962.38	5.32%	\$ 4,491.87	\$ 4,590.96	2.21%
MGS-S Customer 11304	\$ 1,751.69	\$ 1,835.07	4.76%	\$ 4,586.69	\$ 4,670.07	1.82%
MGS-S Customer 11305	\$ 3,423.40	\$ 3,557.70	3.92%	\$ 9,422.41	\$ 9,556.71	1.43%
MGS-S Customer 11306	\$ 6,009.79	\$ 6,203.85	3.23%	\$ 17,149.79	\$ 17,343.85	1.13%
MGS-S Customer 11307	\$ 1,583.21	\$ 1,676.01	5.86%	\$ 3,722.24	\$ 3,815.04	2.49%
MGS-S Customer 11308	\$ 2,055.37	\$ 2,145.56	4.39%	\$ 5,490.85	\$ 5,581.03	1.64%
MGS-S Customer 11309	\$ 1,709.32	\$ 1,791.60	4.81%	\$ 4,294.39	\$ 4,376.68	1.92%
MGS-S Customer 11310	\$ 5,474.92	\$ 5,655.64	3.30%	\$ 16,403.36	\$ 16,584.08	1.10%
MGS-S Customer 11311	\$ 6,073.25	\$ 6,267.26	3.19%	\$ 17,740.21	\$ 17,934.22	1.09%
MGS-S Customer 11312	\$ 1,282.82	\$ 1,355.50	5.67%	\$ 2,929.53	\$ 3,002.22	2.48%
MGS-S Customer 11313	\$ 1,209.83	\$ 1,280.90	5.87%	\$ 2,751.58	\$ 2,822.65	2.58%
MGS-S Customer 11314	\$ 3,049.91	\$ 3,175.76	4.13%	\$ 8,315.44	\$ 8,441.29	1.51%
MGS-S Customer 11315	\$ 1,683.66	\$ 1,765.45	4.86%	\$ 4,311.51	\$ 4,393.29	1.90%
MGS-S Customer 11316	\$ 4,130.84	\$ 4,267.84	3.32%	\$ 12,220.88	\$ 12,357.88	1.12%
MGS-S Customer 11317	\$ 1,497.53	\$ 1,588.39	6.07%	\$ 3,406.18	\$ 3,497.04	2.67%

Internal Use

Customer	Distribution 8/23 Prices	Distribution 1/24 Prices	Distribution % Difference	Delivery 8/23 Prices	Delivery 1/24 Prices	Delivery % Difference
MGS-S Customer 11318	\$ 1,760.09	\$ 1,843.59	4.74%	\$ 4,575.41	\$ 4,658.91	1.82%
MGS-S Customer 11319	\$ 1,307.98	\$ 1,381.24	5.60%	\$ 3,004.59	\$ 3,077.85	2.44%
MGS-S Customer 11320	\$ 4,836.92	\$ 5,007.90	3.53%	\$ 12,391.15	\$ 12,562.13	1.38%
MGS-S Customer 11321	\$ 5,981.09	\$ 6,173.08	3.21%	\$ 18,196.06	\$ 18,388.05	1.06%
MGS-S Customer 11322	\$ 1,992.89	\$ 2,094.95	5.12%	\$ 4,951.70	\$ 5,053.75	2.06%
MGS-S Customer 11323	\$ 1,266.12	\$ 1,338.48	5.72%	\$ 2,998.00	\$ 3,070.37	2.41%
MGS-S Customer 11324	\$ 2,277.75	\$ 2,386.21	4.76%	\$ 5,917.50	\$ 6,025.95	1.83%
MGS-S Customer 11325	\$ 1,903.96	\$ 2,004.03	5.26%	\$ 4,587.27	\$ 4,687.33	2.18%
MGS-S Customer 11326	\$ 904.55	\$ 968.79	7.10%	\$ 1,799.44	\$ 1,863.68	3.57%
MGS-S Customer 11327	\$ 2,229.11	\$ 2,336.43	4.81%	\$ 5,663.13	\$ 5,770.45	1.90%
MGS-S Customer 11328	\$ 483.84	\$ 538.56	11.31%	\$ 556.68	\$ 611.40	9.83%
MGS-S Customer 11329	\$ 1,955.29	\$ 2,056.49	5.18%	\$ 4,849.43	\$ 4,950.63	2.09%
MGS-S Customer 11330	\$ 2,853.64	\$ 2,975.04	4.25%	\$ 7,730.08	\$ 7,851.48	1.57%
MGS-S Customer 11331	\$ 1,809.57	\$ 1,894.24	4.68%	\$ 4,675.00	\$ 4,759.67	1.81%
MGS-S Customer 11332	\$ 2,560.64	\$ 2,675.46	4.48%	\$ 6,756.46	\$ 6,871.28	1.70%
MGS-S Customer 11333	\$ 1,666.83	\$ 1,761.46	5.68%	\$ 3,848.50	\$ 3,943.13	2.46%
MGS-S Customer 11334	\$ 1,703.04	\$ 1,798.53	5.61%	\$ 4,043.35	\$ 4,138.85	2.36%
MGS-S Customer 11335	\$ 2,983.00	\$ 3,107.38	4.17%	\$ 8,034.64	\$ 8,159.02	1.55%
MGS-S Customer 11336	\$ 1,637.56	\$ 1,718.27	4.93%	\$ 4,064.74	\$ 4,145.45	1.99%
MGS-S Customer 11337	\$ 1,264.97	\$ 1,337.29	5.72%	\$ 2,893.97	\$ 2,966.30	2.50%
MGS-S Customer 11338	\$ 1,452.86	\$ 1,529.42	5.27%	\$ 3,468.10	\$ 3,544.65	2.21%
MGS-S Customer 11339	\$ 2,171.69	\$ 2,264.45	4.27%	\$ 5,697.45	\$ 5,790.21	1.63%
MGS-S Customer 11340	\$ 1,428.35	\$ 1,504.34	5.32%	\$ 3,370.11	\$ 3,446.09	2.25%
MGS-S Customer 11341	\$ 1,920.77	\$ 2,007.87	4.53%	\$ 4,918.45	\$ 5,005.55	1.77%
MGS-S Customer 11342	\$ 10,055.15	\$ 10,339.20	2.82%	\$ 30,635.63	\$ 30,919.68	0.93%
MGS-S Customer 11343	\$ 2,739.52	\$ 2,858.38	4.34%	\$ 7,322.74	\$ 7,441.59	1.62%
MGS-S Customer 11344	\$ 11,670.84	\$ 11,991.04	2.74%	\$ 36,021.89	\$ 36,342.10	0.89%
MGS-S Customer 11345	\$ 3,194.54	\$ 3,323.54	4.04%	\$ 8,303.75	\$ 8,432.75	1.55%
MGS-S Customer 11346	\$ 4,474.81	\$ 4,632.86	3.53%	\$ 12,989.28	\$ 13,147.34	1.22%
MGS-S Customer 11347	\$ 1,828.96	\$ 1,927.29	5.38%	\$ 4,421.26	\$ 4,519.60	2.22%
MGS-S Customer 11348	\$ 14,718.32	\$ 15,109.61	2.66%	\$ 44,574.34	\$ 44,965.62	0.88%
MGS-S Customer 11349	\$ 11,612.45	\$ 11,931.70	2.75%	\$ 35,888.53	\$ 36,207.79	0.89%
MGS-S Customer 11350	\$ 11,903.60	\$ 12,229.19	2.74%	\$ 36,784.29	\$ 37,109.87	0.89%
MGS-S Customer 11351	\$ 13,673.94	\$ 14,039.31	2.67%	\$ 42,284.85	\$ 42,650.21	0.86%
MGS-S Customer 11352	\$ 10,644.07	\$ 10,941.44	2.79%	\$ 32,800.08	\$ 33,097.45	0.91%
MGS-S Customer 11353	\$ 14,715.07	\$ 15,105.63	2.65%	\$ 44,749.42	\$ 45,139.98	0.87%
MGS-S Customer 11354	\$ 831.74	\$ 907.59	9.12%	\$ 1,282.93	\$ 1,358.78	5.91%
MGS-S Customer 11355	\$ 1,016.13	\$ 1,096.14	7.87%	\$ 1,877.43	\$ 1,957.43	4.26%
MGS-S Customer 11356	\$ 1,451.78	\$ 1,528.30	5.27%	\$ 3,486.22	\$ 3,562.74	2.19%
MGS-S Customer 11357	\$ 674.31	\$ 746.60	10.72%	\$ 773.78	\$ 846.07	9.34%

Customer	Distribution 8/23 Prices	Distribution 1/24 Prices	Distribution % Difference	Delivery 8/23 Prices	Delivery 1/24 Prices	Delivery % Difference
MGS-S Customer 11358	\$ 1,196.06	\$ 1,280.13	7.03%	\$ 2,447.95	\$ 2,532.02	3.43%
MGS-S Customer 11359	\$ 2,156.70	\$ 2,249.15	4.29%	\$ 5,880.85	\$ 5,973.30	1.57%
MGS-S Customer 11360	\$ 811.07	\$ 886.44	9.29%	\$ 1,221.33	\$ 1,296.70	6.17%
MGS-S Customer 11361	\$ 703.22	\$ 762.91	8.49%	\$ 1,197.33	\$ 1,257.02	4.99%
MGS-S Customer 11362	\$ 980.38	\$ 1,059.58	8.08%	\$ 1,718.88	\$ 1,798.07	4.61%
MGS-S Customer 11363	\$ 1,075.08	\$ 1,156.44	7.57%	\$ 2,214.88	\$ 2,296.24	3.67%
MGS-S Customer 11364	\$ 4,788.29	\$ 4,953.43	3.45%	\$ 13,943.74	\$ 14,108.88	1.18%
MGS-S Customer 11365	\$ 1,765.64	\$ 1,862.54	5.49%	\$ 4,217.19	\$ 4,314.08	2.30%
MGS-S Customer 11366	\$ 483.84	\$ 538.56	11.31%	\$ 483.84	\$ 538.56	11.31%
MGS-S Customer 11367	\$ 1,539.12	\$ 1,630.95	5.97%	\$ 3,579.31	\$ 3,671.13	2.57%
MGS-S Customer 11368	\$ 495.60	\$ 550.59	11.10%	\$ 520.78	\$ 575.76	10.56%
MGS-S Customer 11369	\$ 797.72	\$ 872.80	9.41%	\$ 1,179.88	\$ 1,254.96	6.36%
MGS-S Customer 11370	\$ 1,439.36	\$ 1,528.94	6.22%	\$ 3,177.50	\$ 3,267.08	2.82%
MGS-S Customer 11371	\$ 3,476.42	\$ 3,611.92	3.90%	\$ 9,469.43	\$ 9,604.93	1.43%
MGS-S Customer 11372	\$ 1,054.15	\$ 1,135.00	7.67%	\$ 1,946.62	\$ 2,027.47	4.15%
MGS-S Customer 11373	\$ 631.51	\$ 702.83	11.29%	\$ 635.22	\$ 706.54	11.23%
MGS-S Customer 11374	\$ 1,910.87	\$ 1,997.79	4.55%	\$ 5,122.81	\$ 5,209.73	1.70%
MGS-S Customer 11375	\$ 10,127.17	\$ 10,412.73	2.82%	\$ 31,690.42	\$ 31,975.97	0.90%
MGS-S Customer 11376	\$ 8,002.99	\$ 8,240.43	2.97%	\$ 24,523.64	\$ 24,761.08	0.97%
MGS-S Customer 11377	\$ 7,954.66	\$ 8,191.19	2.97%	\$ 24,459.97	\$ 24,696.50	0.97%
MGS-S Customer 11378	\$ 6,973.40	\$ 7,187.87	3.08%	\$ 21,376.39	\$ 21,590.85	1.00%
MGS-S Customer 11379	\$ 915.93	\$ 993.65	8.49%	\$ 1,512.09	\$ 1,589.80	5.14%
MGS-S Customer 11380	\$ 681.92	\$ 754.37	10.62%	\$ 784.60	\$ 857.06	9.24%
MGS-S Customer 11381	\$ 1,388.21	\$ 1,476.59	6.37%	\$ 2,981.60	\$ 3,069.98	2.96%
MGS-S Customer 11382	\$ 3,924.92	\$ 4,070.47	3.71%	\$ 11,068.90	\$ 11,214.46	1.32%
MGS-S Customer 11383	\$ 1,286.22	\$ 1,359.01	5.66%	\$ 2,985.24	\$ 3,058.03	2.44%
MGS-S Customer 11384	\$ 3,239.84	\$ 3,369.99	4.02%	\$ 9,018.87	\$ 9,149.03	1.44%
MGS-S Customer 11385	\$ 4,404.40	\$ 4,560.85	3.55%	\$ 13,021.59	\$ 13,178.05	1.20%
MGS-S Customer 11386	\$ 8,413.35	\$ 8,660.27	2.93%	\$ 25,937.85	\$ 26,184.77	0.95%
MGS-S Customer 11387	\$ 728.56	\$ 802.08	10.09%	\$ 949.42	\$ 1,022.93	7.74%
MGS-S Customer 11388	\$ 810.50	\$ 885.87	9.30%	\$ 1,218.52	\$ 1,293.89	6.19%
MGS-S Customer 11389	\$ 786.45	\$ 861.27	9.51%	\$ 1,145.56	\$ 1,220.38	6.53%
MGS-S Customer 11390	\$ 883.04	\$ 960.44	8.77%	\$ 1,329.94	\$ 1,407.34	5.82%
MGS-S Customer 11391	\$ 795.68	\$ 870.71	9.43%	\$ 1,175.04	\$ 1,250.07	6.39%
MGS-S Customer 11392	\$ 1,071.26	\$ 1,152.51	7.58%	\$ 2,054.21	\$ 2,135.46	3.96%
MGS-S Customer 11393	\$ 958.25	\$ 1,036.96	8.21%	\$ 1,681.74	\$ 1,760.45	4.68%
MGS-S Customer 11394	\$ 735.32	\$ 808.99	10.02%	\$ 981.60	\$ 1,055.27	7.51%
MGS-S Customer 11395	\$ 742.44	\$ 816.25	9.94%	\$ 961.54	\$ 1,035.34	7.68%
MGS-S Customer 11396	\$ 6,970.54	\$ 7,187.42	3.11%	\$ 20,554.44	\$ 20,771.33	1.06%
MGS-S Customer 11397	\$ 841.07	\$ 917.14	9.04%	\$ 1,304.37	\$ 1,380.43	5.83%

Internal Use

Customer	Distribution 8/23 Prices	Distribution 1/24 Prices	Distribution % Difference	Delivery 8/23 Prices	Delivery 1/24 Prices	Delivery % Difference
MGS-S Customer 11398	\$ 1,324.51	\$ 1,411.48	6.57%	\$ 2,877.85	\$ 2,964.81	3.02%
MGS-S Customer 11399	\$ 1,327.27	\$ 1,414.33	6.56%	\$ 2,925.24	\$ 3,012.31	2.98%
MGS-S Customer 11400	\$ 635.90	\$ 707.32	11.23%	\$ 648.45	\$ 719.87	11.01%
MGS-S Customer 11401	\$ 975.23	\$ 1,054.28	8.11%	\$ 1,692.11	\$ 1,771.16	4.67%
MGS-S Customer 11402	\$ 1,031.78	\$ 1,112.16	7.79%	\$ 1,950.37	\$ 2,030.75	4.12%
MGS-S Customer 11403	\$ 751.55	\$ 825.59	9.85%	\$ 1,016.63	\$ 1,090.67	7.28%
MGS-S Customer 11404	\$ 661.64	\$ 733.64	10.88%	\$ 734.06	\$ 806.06	9.81%
MGS-S Customer 11405	\$ 745.28	\$ 819.18	9.92%	\$ 1,005.78	\$ 1,079.68	7.35%
MGS-S Customer 11406	\$ 858.24	\$ 934.67	8.91%	\$ 1,341.21	\$ 1,417.64	5.70%
MGS-S Customer 11407	\$ 1,200.71	\$ 1,284.87	7.01%	\$ 2,438.68	\$ 2,522.84	3.45%
MGS-S Customer 11408	\$ 508.19	\$ 563.46	10.88%	\$ 561.52	\$ 616.79	9.84%
MGS-S Customer 11409	\$ 926.45	\$ 1,004.44	8.42%	\$ 1,594.18	\$ 1,672.17	4.89%
MGS-S Customer 11410	\$ 1,043.83	\$ 1,124.43	7.72%	\$ 1,896.66	\$ 1,977.26	4.25%
MGS-S Customer 11411	\$ 1,203.38	\$ 1,287.63	7.00%	\$ 2,408.34	\$ 2,492.59	3.50%
MGS-S Customer 11412	\$ 667.20	\$ 739.32	10.81%	\$ 749.39	\$ 821.51	9.62%
MGS-S Customer 11413	\$ 1,165.00	\$ 1,248.37	7.16%	\$ 2,333.62	\$ 2,416.98	3.57%
MGS-S Customer 11414	\$ 790.14	\$ 865.05	9.48%	\$ 1,132.39	\$ 1,207.30	6.62%
MGS-S Customer 11415	\$ 822.21	\$ 897.84	9.20%	\$ 1,239.37	\$ 1,315.00	6.10%
MGS-S Customer 11416	\$ 687.55	\$ 760.13	10.56%	\$ 809.97	\$ 882.55	8.96%
MGS-S Customer 11417	\$ 914.08	\$ 991.77	8.50%	\$ 1,510.55	\$ 1,588.23	5.14%
MGS-S Customer 11418	\$ 1,322.36	\$ 1,396.00	5.57%	\$ 3,165.61	\$ 3,239.24	2.33%
MGS-S Customer 11419	\$ 660.86	\$ 732.85	10.89%	\$ 728.74	\$ 800.73	9.88%
MGS-S Customer 11420	\$ 3,558.26	\$ 3,695.55	3.86%	\$ 9,913.06	\$ 10,050.36	1.39%
MGS-S Customer 11421	\$ 498.52	\$ 553.57	11.04%	\$ 530.13	\$ 585.19	10.39%
MGS-S Customer 11422	\$ 1,579.89	\$ 1,659.33	5.03%	\$ 3,940.31	\$ 4,019.75	2.02%
MGS-S Customer 11423	\$ 733.81	\$ 807.49	10.04%	\$ 942.71	\$ 1,016.39	7.82%
MGS-S Customer 11424	\$ 931.90	\$ 1,009.98	8.38%	\$ 1,555.09	\$ 1,633.17	5.02%
MGS-S Customer 11425	\$ 522.75	\$ 578.35	10.64%	\$ 603.49	\$ 659.09	9.21%
MGS-S Customer 11426	\$ 851.52	\$ 927.78	8.96%	\$ 1,300.25	\$ 1,376.51	5.87%
MGS-S Customer 11427	\$ 1,683.77	\$ 1,778.85	5.65%	\$ 3,792.26	\$ 3,887.34	2.51%
MGS-S Customer 11428	\$ 1,328.87	\$ 1,415.97	6.55%	\$ 2,914.29	\$ 3,001.39	2.99%
MGS-S Customer 11429	\$ 1,247.28	\$ 1,332.49	6.83%	\$ 2,603.54	\$ 2,688.75	3.27%
MGS-S Customer 11430	\$ 918.64	\$ 983.06	7.01%	\$ 1,713.31	\$ 1,777.73	3.76%
MGS-S Customer 11431	\$ 775.41	\$ 836.71	7.91%	\$ 1,383.46	\$ 1,444.75	4.43%
MGS-S Customer 11432	\$ 725.66	\$ 799.08	10.12%	\$ 895.10	\$ 968.52	8.20%
MGS-S Customer 11433	\$ 693.33	\$ 766.05	10.49%	\$ 830.89	\$ 903.61	8.75%
MGS-S Customer 11434	\$ 769.00	\$ 843.43	9.68%	\$ 1,074.18	\$ 1,148.62	6.93%
MGS-S Customer 11435	\$ 676.42	\$ 748.75	10.69%	\$ 775.86	\$ 848.20	9.32%
MGS-S Customer 11436	\$ 652.21	\$ 724.00	11.01%	\$ 700.92	\$ 772.71	10.24%
MGS-S Customer 11437	\$ 643.66	\$ 715.25	11.12%	\$ 673.17	\$ 744.77	10.64%

Internal Use

Customer	Distribution 8/23 Prices	Distribution 1/24 Prices	Distribution % Difference	Delivery 8/23 Prices	Delivery 1/24 Prices	Delivery % Difference
MGS-S Customer 11438	\$ 793.64	\$ 868.63	9.45%	\$ 1,143.10	\$ 1,218.09	6.56%
MGS-S Customer 11439	\$ 1,286.83	\$ 1,372.98	6.69%	\$ 2,781.21	\$ 2,867.36	3.10%
MGS-S Customer 11440	\$ 524.96	\$ 580.61	10.60%	\$ 618.68	\$ 674.33	8.99%
MGS-S Customer 11441	\$ 637.39	\$ 708.84	11.21%	\$ 653.68	\$ 725.13	10.93%
MGS-S Customer 11442	\$ 484.18	\$ 538.91	11.30%	\$ 484.90	\$ 539.63	11.29%
MGS-S Customer 11443	\$ 648.42	\$ 720.12	11.06%	\$ 688.25	\$ 759.96	10.42%
MGS-S Customer 11444	\$ 629.76	\$ 701.04	11.32%	\$ 631.35	\$ 702.63	11.29%
MGS-S Customer 11445	\$ 5,078.58	\$ 5,250.26	3.38%	\$ 14,517.46	\$ 14,689.14	1.18%
Total			11,445			11,445
Number of customers with % of customers with impac (16.88% RY1, 8.91% RY2,			10,933 96%			10,686 93%

MGS-S Customer 1

**Stipulation
Attachment 18
Docket No. 2022-00152**

Customer	Bundled 8/23 Prices	Bundled 1/24 Prices	Bundled % Difference	Distribution 1/24 Prices	Distribution 8/24 Prices	Distribution % Difference
MGS-S Customer 1	\$ 99,598.61	\$ 99,862.19	0.26%	\$ 9,345.72	\$ 9,612.10	2.85%
MGS-S Customer 2	\$ 39,448.67	\$ 39,586.34	0.35%	\$ 3,711.14	\$ 3,872.83	4.36%
MGS-S Customer 3	\$ 13,470.60	\$ 13,567.79	0.72%	\$ 1,875.36	\$ 2,010.75	7.22%
MGS-S Customer 4	\$ 30,370.15	\$ 30,492.06	0.40%	\$ 2,997.19	\$ 3,148.68	5.05%
MGS-S Customer 5	\$ 32,911.65	\$ 33,039.60	0.39%	\$ 3,270.47	\$ 3,425.85	4.75%
MGS-S Customer 6	\$ 41,399.12	\$ 41,543.23	0.35%	\$ 4,003.20	\$ 4,169.09	4.14%
MGS-S Customer 7	\$ 65,259.38	\$ 65,429.29	0.26%	\$ 5,757.42	\$ 5,923.03	2.88%
MGS-S Customer 8	\$ 21,921.32	\$ 22,056.18	0.62%	\$ 3,580.69	\$ 3,740.30	4.46%
MGS-S Customer 9	\$ 81,161.78	\$ 81,370.84	0.26%	\$ 6,945.86	\$ 7,153.77	2.99%
MGS-S Customer 10	\$ 18,864.00	\$ 18,954.51	0.48%	\$ 2,160.17	\$ 2,274.44	5.29%
MGS-S Customer 11	\$ 30,654.02	\$ 30,793.52	0.46%	\$ 3,793.72	\$ 3,956.58	4.29%
MGS-S Customer 12	\$ 130,187.04	\$ 130,432.09	0.19%	\$ 8,575.50	\$ 8,806.61	2.70%
MGS-S Customer 13	\$ 9,617.77	\$ 9,694.56	0.80%	\$ 1,539.19	\$ 1,644.59	6.85%
MGS-S Customer 14	\$ 11,753.58	\$ 11,850.96	0.83%	\$ 1,882.85	\$ 2,018.26	7.19%
MGS-S Customer 15	\$ 37,605.29	\$ 37,758.58	0.41%	\$ 4,377.23	\$ 4,561.43	4.21%
MGS-S Customer 16	\$ 9,346.09	\$ 9,433.29	0.93%	\$ 2,010.51	\$ 2,122.60	5.58%
MGS-S Customer 17	\$ 43,506.08	\$ 43,670.23	0.38%	\$ 4,911.20	\$ 5,090.06	3.64%
MGS-S Customer 18	\$ 47,734.71	\$ 47,884.91	0.31%	\$ 4,278.26	\$ 4,448.03	3.97%
MGS-S Customer 19	\$ 10,713.71	\$ 10,805.90	0.86%	\$ 1,650.23	\$ 1,782.46	8.01%
MGS-S Customer 20	\$ 11,502.24	\$ 11,606.24	0.90%	\$ 2,184.59	\$ 2,324.41	6.40%
MGS-S Customer 21	\$ 13,802.54	\$ 13,901.60	0.72%	\$ 1,960.70	\$ 2,097.33	6.97%
MGS-S Customer 22	\$ 27,354.81	\$ 27,463.18	0.40%	\$ 2,969.83	\$ 3,095.66	4.24%
MGS-S Customer 23	\$ 29,179.26	\$ 29,283.34	0.36%	\$ 2,774.18	\$ 2,897.13	4.43%
MGS-S Customer 24	\$ 36,523.49	\$ 36,651.71	0.35%	\$ 3,281.30	\$ 3,436.74	4.74%
MGS-S Customer 25	\$ 1,153.08	\$ 1,225.85	6.31%	\$ 768.63	\$ 888.14	15.55%
MGS-S Customer 26	\$ 9,287.54	\$ 9,375.89	0.95%	\$ 1,475.03	\$ 1,604.68	8.79%
MGS-S Customer 27	\$ 19,356.87	\$ 19,474.45	0.61%	\$ 2,799.87	\$ 2,948.47	5.31%
MGS-S Customer 28	\$ 18,994.50	\$ 19,108.96	0.60%	\$ 2,657.55	\$ 2,804.07	5.51%
MGS-S Customer 29	\$ 1,935.62	\$ 2,006.90	3.68%	\$ 701.04	\$ 819.60	16.91%
MGS-S Customer 30	\$ 15,581.92	\$ 15,685.13	0.66%	\$ 2,148.78	\$ 2,288.10	6.48%
MGS-S Customer 31	\$ 167,207.06	\$ 167,587.56	0.23%	\$ 14,713.72	\$ 15,032.56	2.17%
MGS-S Customer 32	\$ 47,276.38	\$ 47,417.86	0.30%	\$ 3,883.76	\$ 4,047.91	4.23%
MGS-S Customer 33	\$ 15,349.21	\$ 15,421.27	0.47%	\$ 1,324.50	\$ 1,426.81	7.72%
MGS-S Customer 34	\$ 44,634.30	\$ 44,778.36	0.32%	\$ 4,001.58	\$ 4,167.48	4.15%
MGS-S Customer 35	\$ 68,071.00	\$ 68,251.34	0.26%	\$ 6,230.26	\$ 6,402.62	2.77%
MGS-S Customer 36	\$ 31,742.42	\$ 31,860.49	0.37%	\$ 3,412.78	\$ 3,545.16	3.88%
MGS-S Customer 37	\$ 15,553.48	\$ 15,657.43	0.67%	\$ 2,181.08	\$ 2,320.77	6.40%

Internal Use

Customer	Bundled 8/23 Prices	Bundled 1/24 Prices	Bundled % Difference	Distribution 1/24 Prices	Distribution 8/24 Prices	Distribution % Difference
MGS-S Customer 38	\$ 3,586.76	\$ 3,670.74	2.34%	\$ 1,277.42	\$ 1,404.31	9.93%
MGS-S Customer 39	\$ 4,977.93	\$ 5,066.39	1.78%	\$ 1,481.43	\$ 1,611.25	8.76%
MGS-S Customer 40	\$ 13,159.37	\$ 13,259.91	0.76%	\$ 2,615.75	\$ 2,736.59	4.62%
MGS-S Customer 41	\$ 7,463.50	\$ 7,557.20	1.26%	\$ 1,715.90	\$ 1,848.90	7.75%
MGS-S Customer 42	\$ 11,850.40	\$ 11,932.93	0.70%	\$ 1,799.07	\$ 1,908.18	6.06%
MGS-S Customer 43	\$ 1,345.82	\$ 1,406.78	4.53%	\$ 820.46	\$ 915.51	11.58%
MGS-S Customer 44	\$ 12,639.45	\$ 12,717.87	0.62%	\$ 1,612.05	\$ 1,718.41	6.60%
MGS-S Customer 45	\$ 6,355.09	\$ 6,426.76	1.13%	\$ 1,307.69	\$ 1,409.82	7.81%
MGS-S Customer 46	\$ 4,979.16	\$ 5,052.93	1.48%	\$ 1,403.50	\$ 1,507.06	7.38%
MGS-S Customer 47	\$ 5,114.10	\$ 5,182.94	1.35%	\$ 1,179.50	\$ 1,279.83	8.51%
MGS-S Customer 48	\$ 22,656.23	\$ 22,749.03	0.41%	\$ 2,264.52	\$ 2,380.27	5.11%
MGS-S Customer 49	\$ 52,443.20	\$ 52,588.80	0.28%	\$ 4,068.23	\$ 4,234.85	4.10%
MGS-S Customer 50	\$ 20,863.57	\$ 20,970.56	0.51%	\$ 2,323.20	\$ 2,465.22	6.11%
MGS-S Customer 51	\$ 36,932.02	\$ 37,056.63	0.34%	\$ 3,707.74	\$ 3,844.24	3.68%
MGS-S Customer 52	\$ 28,420.40	\$ 28,569.38	0.52%	\$ 4,224.33	\$ 4,393.42	4.00%
MGS-S Customer 53	\$ 49,523.84	\$ 49,664.71	0.28%	\$ 4,442.76	\$ 4,589.66	3.31%
MGS-S Customer 54	\$ 4,091.16	\$ 4,157.32	1.62%	\$ 1,059.10	\$ 1,157.75	9.31%
MGS-S Customer 55	\$ 3,142.70	\$ 3,206.13	2.02%	\$ 935.07	\$ 1,031.94	10.36%
MGS-S Customer 56	\$ 4,215.08	\$ 4,283.03	1.61%	\$ 1,140.19	\$ 1,240.01	8.75%
MGS-S Customer 57	\$ 5,677.72	\$ 5,747.16	1.22%	\$ 1,208.61	\$ 1,309.47	8.35%
MGS-S Customer 58	\$ 25,625.18	\$ 25,744.89	0.47%	\$ 2,895.90	\$ 3,045.87	5.18%
MGS-S Customer 59	\$ 21,930.99	\$ 22,044.15	0.52%	\$ 2,599.28	\$ 2,745.00	5.61%
MGS-S Customer 60	\$ 40,701.26	\$ 40,850.70	0.37%	\$ 4,244.21	\$ 4,413.52	3.99%
MGS-S Customer 61	\$ 13,226.24	\$ 13,323.20	0.73%	\$ 1,864.14	\$ 1,999.28	7.25%
MGS-S Customer 62	\$ 21,991.37	\$ 22,102.80	0.51%	\$ 2,519.16	\$ 2,663.61	5.73%
MGS-S Customer 63	\$ 33,330.06	\$ 33,457.89	0.38%	\$ 3,263.12	\$ 3,418.24	4.75%
MGS-S Customer 64	\$ 20,407.44	\$ 20,518.19	0.54%	\$ 2,489.34	\$ 2,633.44	5.79%
MGS-S Customer 65	\$ 28,823.08	\$ 28,930.27	0.37%	\$ 2,915.29	\$ 3,040.29	4.29%
MGS-S Customer 66	\$ 75,593.36	\$ 75,781.91	0.25%	\$ 6,020.43	\$ 6,215.39	3.24%
MGS-S Customer 67	\$ 9,719.54	\$ 9,793.83	0.76%	\$ 1,426.54	\$ 1,530.40	7.28%
MGS-S Customer 68	\$ 19,509.37	\$ 19,599.80	0.46%	\$ 2,157.48	\$ 2,271.75	5.30%
MGS-S Customer 69	\$ 8,272.68	\$ 8,366.34	1.13%	\$ 1,715.86	\$ 1,849.16	7.77%
MGS-S Customer 70	\$ 43,609.44	\$ 43,757.96	0.34%	\$ 4,202.11	\$ 4,370.76	4.01%
MGS-S Customer 71	\$ 32,999.35	\$ 33,133.55	0.41%	\$ 3,553.18	\$ 3,712.58	4.49%
MGS-S Customer 72	\$ 37,687.40	\$ 37,823.01	0.36%	\$ 3,617.38	\$ 3,777.70	4.43%
MGS-S Customer 73	\$ 35,073.73	\$ 35,202.11	0.37%	\$ 3,290.49	\$ 3,446.18	4.73%
MGS-S Customer 74	\$ 15,906.68	\$ 16,009.27	0.64%	\$ 2,120.71	\$ 2,259.63	6.55%
MGS-S Customer 75	\$ 15,073.00	\$ 15,178.06	0.70%	\$ 2,233.32	\$ 2,373.87	6.29%
MGS-S Customer 76	\$ 4,104.60	\$ 4,182.06	1.89%	\$ 980.66	\$ 1,103.18	12.49%
MGS-S Customer 77	\$ 71,792.23	\$ 71,972.43	0.25%	\$ 6,225.04	\$ 6,397.41	2.77%

Internal Use

Customer	Bundled 8/23 Prices	Bundled 1/24 Prices	Bundled % Difference	Distribution 1/24 Prices	Distribution 8/24 Prices	Distribution % Difference
MGS-S Customer 78	\$ 22,096.64	\$ 22,212.54	0.52%	\$ 2,723.94	\$ 2,871.46	5.42%
MGS-S Customer 79	\$ 9,930.62	\$ 10,008.44	0.78%	\$ 1,585.61	\$ 1,691.66	6.69%
MGS-S Customer 80	\$ 12,696.42	\$ 12,792.56	0.76%	\$ 1,828.43	\$ 1,963.19	7.37%
MGS-S Customer 81	\$ 2,522.00	\$ 2,596.86	2.97%	\$ 862.81	\$ 983.65	14.01%
MGS-S Customer 82	\$ 47,900.39	\$ 48,023.06	0.26%	\$ 3,618.29	\$ 3,753.44	3.74%
MGS-S Customer 83	\$ 57,948.41	\$ 58,112.27	0.28%	\$ 5,484.77	\$ 5,646.56	2.95%
MGS-S Customer 84	\$ 18,424.07	\$ 18,545.21	0.66%	\$ 2,953.84	\$ 3,104.13	5.09%
MGS-S Customer 85	\$ 15,006.53	\$ 15,106.02	0.66%	\$ 1,979.92	\$ 2,116.79	6.91%
MGS-S Customer 86	\$ 49,340.21	\$ 49,475.50	0.27%	\$ 4,189.69	\$ 4,332.97	3.42%
MGS-S Customer 87	\$ 64,536.77	\$ 64,726.15	0.29%	\$ 6,053.42	\$ 6,248.50	3.22%
MGS-S Customer 88	\$ 91,694.05	\$ 91,945.20	0.27%	\$ 8,851.69	\$ 9,086.72	2.66%
MGS-S Customer 89	\$ 36,414.84	\$ 36,529.70	0.32%	\$ 3,263.28	\$ 3,393.27	3.98%
MGS-S Customer 90	\$ 16,043.47	\$ 16,135.45	0.57%	\$ 2,228.16	\$ 2,343.46	5.17%
MGS-S Customer 91	\$ 165,551.85	\$ 166,045.31	0.30%	\$ 19,826.99	\$ 20,218.54	1.97%
MGS-S Customer 92	\$ 28,076.95	\$ 28,208.72	0.47%	\$ 3,443.14	\$ 3,600.96	4.58%
MGS-S Customer 93	\$ 96,319.10	\$ 96,571.46	0.26%	\$ 8,740.89	\$ 9,029.02	3.30%
MGS-S Customer 94	\$ 15,387.21	\$ 15,496.82	0.71%	\$ 2,438.06	\$ 2,581.47	5.88%
MGS-S Customer 95	\$ 17,090.17	\$ 17,185.54	0.56%	\$ 2,388.38	\$ 2,506.44	4.94%
MGS-S Customer 96	\$ 41,707.05	\$ 41,916.13	0.50%	\$ 6,945.65	\$ 7,153.45	2.99%
MGS-S Customer 97	\$ 112,544.78	\$ 112,786.70	0.21%	\$ 8,432.83	\$ 8,661.82	2.72%
MGS-S Customer 98	\$ 85,666.58	\$ 85,895.82	0.27%	\$ 7,859.52	\$ 8,080.41	2.81%
MGS-S Customer 99	\$ 17,361.93	\$ 17,446.96	0.49%	\$ 1,912.47	\$ 2,023.20	5.79%
MGS-S Customer 100	\$ 21,568.65	\$ 21,682.63	0.53%	\$ 2,635.88	\$ 2,782.10	5.55%
MGS-S Customer 101	\$ 9,789.25	\$ 9,866.57	0.79%	\$ 1,564.42	\$ 1,670.28	6.77%
MGS-S Customer 102	\$ 18,841.15	\$ 18,947.48	0.56%	\$ 2,290.52	\$ 2,431.90	6.17%
MGS-S Customer 103	\$ 42,895.74	\$ 43,029.43	0.31%	\$ 4,117.53	\$ 4,259.78	3.45%
MGS-S Customer 104	\$ 21,940.18	\$ 22,034.61	0.43%	\$ 2,339.23	\$ 2,456.11	5.00%
MGS-S Customer 105	\$ 10,668.97	\$ 10,767.07	0.92%	\$ 2,503.35	\$ 2,622.45	4.76%
MGS-S Customer 106	\$ 10,072.62	\$ 10,160.70	0.87%	\$ 2,046.40	\$ 2,158.75	5.49%
MGS-S Customer 107	\$ 15,380.88	\$ 15,465.01	0.55%	\$ 1,871.77	\$ 1,981.93	5.89%
MGS-S Customer 108	\$ 8,362.47	\$ 8,450.75	1.06%	\$ 1,471.92	\$ 1,601.54	8.81%
MGS-S Customer 109	\$ 11,185.96	\$ 11,260.68	0.67%	\$ 1,442.26	\$ 1,546.06	7.20%
MGS-S Customer 110	\$ 23,784.71	\$ 23,903.47	0.50%	\$ 2,852.33	\$ 3,001.62	5.23%
MGS-S Customer 111	\$ 12,944.57	\$ 13,048.66	0.80%	\$ 2,186.44	\$ 2,326.14	6.39%
MGS-S Customer 112	\$ 6,811.41	\$ 6,895.30	1.23%	\$ 1,272.96	\$ 1,399.72	9.96%
MGS-S Customer 113	\$ 6,990.71	\$ 7,074.55	1.20%	\$ 1,269.77	\$ 1,396.43	9.98%
MGS-S Customer 114	\$ 12,693.42	\$ 12,793.74	0.79%	\$ 2,017.77	\$ 2,155.18	6.81%
MGS-S Customer 115	\$ 17,084.14	\$ 17,189.09	0.61%	\$ 2,228.04	\$ 2,368.50	6.30%
MGS-S Customer 116	\$ 12,592.81	\$ 12,673.22	0.64%	\$ 1,704.40	\$ 1,812.25	6.33%
MGS-S Customer 117	\$ 31,327.19	\$ 31,526.22	0.64%	\$ 6,531.52	\$ 6,736.30	3.14%

Internal Use

Customer	Bundled 8/23 Prices	Bundled 1/24 Prices	Bundled % Difference	Distribution 1/24 Prices	Distribution 8/24 Prices	Distribution % Difference
MGS-S Customer 118	\$ 22,752.88	\$ 22,849.98	0.43%	\$ 2,459.73	\$ 2,578.34	4.82%
MGS-S Customer 119	\$ 10,826.37	\$ 10,881.09	0.51%	\$ 538.56	\$ 629.64	16.91%
MGS-S Customer 120	\$ 24,651.49	\$ 24,751.38	0.41%	\$ 2,585.85	\$ 2,706.19	4.65%
MGS-S Customer 121	\$ 27,278.66	\$ 27,390.26	0.41%	\$ 3,116.85	\$ 3,244.83	4.11%
MGS-S Customer 122	\$ 25,366.62	\$ 25,495.56	0.51%	\$ 3,315.27	\$ 3,471.30	4.71%
MGS-S Customer 123	\$ 21,211.80	\$ 21,315.46	0.49%	\$ 2,168.92	\$ 2,308.48	6.43%
MGS-S Customer 124	\$ 29,297.85	\$ 29,433.34	0.46%	\$ 3,611.97	\$ 3,772.22	4.44%
MGS-S Customer 125	\$ 25,593.72	\$ 25,709.99	0.45%	\$ 2,740.11	\$ 2,887.84	5.39%
MGS-S Customer 126	\$ 20,500.50	\$ 20,627.60	0.62%	\$ 3,232.08	\$ 3,386.90	4.79%
MGS-S Customer 127	\$ 9,458.73	\$ 9,547.06	0.93%	\$ 1,474.56	\$ 1,604.21	8.79%
MGS-S Customer 128	\$ 13,333.24	\$ 13,423.46	0.68%	\$ 1,558.65	\$ 1,689.43	8.39%
MGS-S Customer 129	\$ 12,493.20	\$ 12,592.58	0.80%	\$ 1,973.80	\$ 2,110.52	6.93%
MGS-S Customer 130	\$ 43,516.31	\$ 43,681.94	0.38%	\$ 4,974.36	\$ 5,153.84	3.61%
MGS-S Customer 131	\$ 31,857.97	\$ 31,994.26	0.43%	\$ 3,641.93	\$ 3,804.36	4.46%
MGS-S Customer 132	\$ 17,741.20	\$ 17,845.43	0.59%	\$ 2,194.80	\$ 2,334.77	6.38%
MGS-S Customer 133	\$ 26,996.91	\$ 27,126.53	0.48%	\$ 3,345.82	\$ 3,502.26	4.68%
MGS-S Customer 134	\$ 6,285.19	\$ 6,359.70	1.19%	\$ 847.06	\$ 967.68	14.24%
MGS-S Customer 135	\$ 14,767.53	\$ 14,874.54	0.72%	\$ 2,321.12	\$ 2,462.89	6.11%
MGS-S Customer 136	\$ 5,121.31	\$ 5,203.01	1.60%	\$ 1,173.36	\$ 1,298.68	10.68%
MGS-S Customer 137	\$ 12,068.24	\$ 12,164.85	0.80%	\$ 1,849.48	\$ 1,984.50	7.30%
MGS-S Customer 138	\$ 20,507.77	\$ 20,599.47	0.45%	\$ 2,214.80	\$ 2,329.88	5.20%
MGS-S Customer 139	\$ 10,709.03	\$ 10,794.92	0.80%	\$ 1,364.06	\$ 1,492.18	9.39%
MGS-S Customer 140	\$ 5,841.42	\$ 5,923.71	1.41%	\$ 1,201.29	\$ 1,327.09	10.47%
MGS-S Customer 141	\$ 66,410.84	\$ 66,677.69	0.40%	\$ 9,036.76	\$ 9,441.23	4.48%
MGS-S Customer 142	\$ 46,751.49	\$ 46,934.78	0.39%	\$ 5,644.54	\$ 5,875.02	4.08%
MGS-S Customer 143	\$ 22,604.57	\$ 22,725.87	0.54%	\$ 2,970.56	\$ 3,121.73	5.09%
MGS-S Customer 144	\$ 20,924.23	\$ 21,029.17	0.50%	\$ 2,814.00	\$ 2,937.59	4.39%
MGS-S Customer 145	\$ 65,220.08	\$ 65,402.98	0.28%	\$ 6,346.71	\$ 6,520.78	2.74%
MGS-S Customer 146	\$ 30,311.53	\$ 30,432.28	0.40%	\$ 3,530.44	\$ 3,664.25	3.79%
MGS-S Customer 147	\$ 68,871.15	\$ 69,065.53	0.28%	\$ 6,286.38	\$ 6,485.27	3.16%
MGS-S Customer 148	\$ 16,021.80	\$ 16,121.41	0.62%	\$ 1,985.72	\$ 2,122.68	6.90%
MGS-S Customer 149	\$ 43,819.18	\$ 43,983.97	0.38%	\$ 4,938.54	\$ 5,117.66	3.63%
MGS-S Customer 150	\$ 20,924.75	\$ 21,021.20	0.46%	\$ 2,430.60	\$ 2,548.80	4.86%
MGS-S Customer 151	\$ 22,960.03	\$ 23,044.94	0.37%	\$ 1,906.78	\$ 2,017.42	5.80%
MGS-S Customer 152	\$ 13,182.01	\$ 13,301.97	0.91%	\$ 2,907.11	\$ 3,057.21	5.16%
MGS-S Customer 153	\$ 14,738.15	\$ 14,830.86	0.63%	\$ 2,260.60	\$ 2,376.33	5.12%
MGS-S Customer 154	\$ 36,050.64	\$ 36,199.20	0.41%	\$ 4,203.80	\$ 4,372.46	4.01%
MGS-S Customer 155	\$ 23,977.99	\$ 24,084.72	0.45%	\$ 2,896.64	\$ 3,021.49	4.31%
MGS-S Customer 156	\$ 29,388.81	\$ 29,520.08	0.45%	\$ 4,010.02	\$ 4,150.87	3.51%
MGS-S Customer 157	\$ 36,525.24	\$ 36,670.38	0.40%	\$ 4,048.66	\$ 4,215.10	4.11%

Internal Use

Customer	Bundled 8/23 Prices	Bundled 1/24 Prices	Bundled % Difference	Distribution 1/24 Prices	Distribution 8/24 Prices	Distribution % Difference
MGS-S Customer 158	\$ 26,684.98	\$ 26,793.51	0.41%	\$ 2,976.03	\$ 3,101.89	4.23%
MGS-S Customer 159	\$ 23,594.68	\$ 23,716.51	0.52%	\$ 2,991.78	\$ 3,143.07	5.06%
MGS-S Customer 160	\$ 47,633.49	\$ 47,777.93	0.30%	\$ 4,604.05	\$ 4,753.22	3.24%
MGS-S Customer 161	\$ 7,056.17	\$ 7,129.82	1.04%	\$ 1,398.64	\$ 1,502.18	7.40%
MGS-S Customer 162	\$ 8,985.19	\$ 9,057.54	0.81%	\$ 1,340.61	\$ 1,443.39	7.67%
MGS-S Customer 163	\$ 14,027.23	\$ 14,109.38	0.59%	\$ 1,781.83	\$ 1,890.70	6.11%
MGS-S Customer 164	\$ 16,102.82	\$ 16,200.30	0.61%	\$ 1,888.99	\$ 2,024.58	7.18%
MGS-S Customer 165	\$ 46,347.23	\$ 46,568.25	0.48%	\$ 7,478.23	\$ 7,693.07	2.87%
MGS-S Customer 166	\$ 14,429.91	\$ 14,513.50	0.58%	\$ 1,258.89	\$ 1,385.45	10.05%
MGS-S Customer 167	\$ 30,976.47	\$ 31,118.67	0.46%	\$ 3,916.24	\$ 4,080.87	4.20%
MGS-S Customer 168	\$ 11,956.69	\$ 12,034.78	0.65%	\$ 1,008.43	\$ 1,131.32	12.19%
MGS-S Customer 169	\$ 95,075.01	\$ 95,287.78	0.22%	\$ 7,112.55	\$ 7,322.72	2.95%
MGS-S Customer 170	\$ 12,340.84	\$ 12,428.71	0.71%	\$ 2,041.22	\$ 2,153.79	5.51%
MGS-S Customer 171	\$ 13,316.13	\$ 13,401.16	0.64%	\$ 1,912.24	\$ 2,022.98	5.79%
MGS-S Customer 172	\$ 16,705.44	\$ 16,807.41	0.61%	\$ 2,092.34	\$ 2,230.83	6.62%
MGS-S Customer 173	\$ 18,709.16	\$ 18,809.01	0.53%	\$ 1,994.54	\$ 2,131.52	6.87%
MGS-S Customer 174	\$ 35,032.14	\$ 35,169.21	0.39%	\$ 3,682.39	\$ 3,843.56	4.38%
MGS-S Customer 175	\$ 5,573.51	\$ 5,664.09	1.63%	\$ 1,576.49	\$ 1,707.63	8.32%
MGS-S Customer 176	\$ 13,512.51	\$ 13,612.19	0.74%	\$ 1,987.83	\$ 2,124.76	6.89%
MGS-S Customer 177	\$ 25,571.18	\$ 25,751.38	0.70%	\$ 5,640.46	\$ 5,829.86	3.36%
MGS-S Customer 178	\$ 58,260.56	\$ 58,456.49	0.34%	\$ 6,347.11	\$ 6,546.17	3.14%
MGS-S Customer 179	\$ 54,488.03	\$ 54,664.81	0.32%	\$ 6,069.24	\$ 6,239.32	2.80%
MGS-S Customer 180	\$ 9,645.68	\$ 9,732.71	0.90%	\$ 1,413.26	\$ 1,541.91	9.10%
MGS-S Customer 181	\$ 33,218.71	\$ 33,343.12	0.37%	\$ 3,698.31	\$ 3,834.64	3.69%
MGS-S Customer 182	\$ 7,040.99	\$ 7,114.54	1.04%	\$ 1,392.64	\$ 1,495.97	7.42%
MGS-S Customer 183	\$ 10,082.22	\$ 10,154.05	0.71%	\$ 1,313.47	\$ 1,415.62	7.78%
MGS-S Customer 184	\$ 38,668.20	\$ 38,857.06	0.49%	\$ 5,879.68	\$ 6,119.84	4.08%
MGS-S Customer 185	\$ 14,049.42	\$ 14,136.68	0.62%	\$ 2,013.61	\$ 2,125.82	5.57%
MGS-S Customer 186	\$ 48,456.15	\$ 48,585.20	0.27%	\$ 3,908.35	\$ 4,047.69	3.57%
MGS-S Customer 187	\$ 11,377.00	\$ 11,464.17	0.77%	\$ 2,006.56	\$ 2,118.46	5.58%
MGS-S Customer 188	\$ 18,862.14	\$ 18,937.20	0.40%	\$ 1,462.73	\$ 1,567.19	7.14%
MGS-S Customer 189	\$ 14,798.58	\$ 14,901.51	0.70%	\$ 2,137.20	\$ 2,276.42	6.51%
MGS-S Customer 190	\$ 5,372.48	\$ 5,435.77	1.18%	\$ 925.67	\$ 1,022.21	10.43%
MGS-S Customer 191	\$ 34,147.38	\$ 34,257.36	0.32%	\$ 3,043.51	\$ 3,170.46	4.17%
MGS-S Customer 192	\$ 12,296.84	\$ 12,384.62	0.71%	\$ 2,036.47	\$ 2,148.96	5.52%
MGS-S Customer 193	\$ 23,362.74	\$ 23,457.31	0.40%	\$ 2,344.52	\$ 2,461.41	4.99%
MGS-S Customer 194	\$ 54,518.08	\$ 54,696.84	0.33%	\$ 6,158.39	\$ 6,329.72	2.78%
MGS-S Customer 195	\$ 10,988.52	\$ 11,087.20	0.90%	\$ 1,943.07	\$ 2,079.40	7.02%
MGS-S Customer 196	\$ 80,826.49	\$ 81,014.40	0.23%	\$ 6,575.09	\$ 6,752.50	2.70%
MGS-S Customer 197	\$ 17,924.20	\$ 18,038.98	0.64%	\$ 2,673.36	\$ 2,820.17	5.49%

Internal Use

Customer	Bundled 8/23 Prices	Bundled 1/24 Prices	Bundled % Difference	Distribution 1/24 Prices	Distribution 8/24 Prices	Distribution % Difference
MGS-S Customer 198	\$ 485.62	\$ 540.35	11.27%	\$ 539.11	\$ 630.19	16.89%
MGS-S Customer 199	\$ 483.84	\$ 538.56	11.31%	\$ 538.56	\$ 629.64	16.91%
MGS-S Customer 200	\$ 5,543.50	\$ 5,612.39	1.24%	\$ 1,183.12	\$ 1,283.59	8.49%
MGS-S Customer 201	\$ 11,393.83	\$ 11,499.26	0.93%	\$ 2,249.09	\$ 2,389.82	6.26%
MGS-S Customer 202	\$ 30,353.52	\$ 30,487.69	0.44%	\$ 3,553.09	\$ 3,712.56	4.49%
MGS-S Customer 203	\$ 16,757.31	\$ 16,842.83	0.51%	\$ 1,934.64	\$ 2,045.70	5.74%
MGS-S Customer 204	\$ 29,695.37	\$ 29,825.77	0.44%	\$ 3,969.01	\$ 4,109.19	3.53%
MGS-S Customer 205	\$ 11,799.19	\$ 11,896.76	0.83%	\$ 1,892.58	\$ 2,028.19	7.17%
MGS-S Customer 206	\$ 13,462.91	\$ 13,565.58	0.76%	\$ 2,123.95	\$ 2,262.88	6.54%
MGS-S Customer 207	\$ 33,612.93	\$ 33,735.58	0.36%	\$ 3,030.01	\$ 3,181.93	5.01%
MGS-S Customer 208	\$ 18,820.62	\$ 18,924.23	0.55%	\$ 2,166.52	\$ 2,306.07	6.44%
MGS-S Customer 209	\$ 10,108.38	\$ 10,185.18	0.76%	\$ 1,539.53	\$ 1,644.93	6.85%
MGS-S Customer 210	\$ 12,694.92	\$ 12,777.22	0.65%	\$ 1,788.10	\$ 1,897.02	6.09%
MGS-S Customer 211	\$ 14,324.25	\$ 14,383.42	0.41%	\$ 739.75	\$ 833.66	12.69%
MGS-S Customer 212	\$ 81,668.67	\$ 81,890.46	0.27%	\$ 7,513.52	\$ 7,728.87	2.87%
MGS-S Customer 213	\$ 15,180.94	\$ 15,288.23	0.71%	\$ 2,333.01	\$ 2,474.90	6.08%
MGS-S Customer 214	\$ 55,560.84	\$ 55,719.72	0.29%	\$ 5,259.79	\$ 5,418.44	3.02%
MGS-S Customer 215	\$ 13,816.76	\$ 13,930.35	0.82%	\$ 2,617.88	\$ 2,763.78	5.57%
MGS-S Customer 216	\$ 23,309.02	\$ 23,405.01	0.41%	\$ 2,408.97	\$ 2,526.81	4.89%
MGS-S Customer 217	\$ 34,144.59	\$ 34,282.78	0.40%	\$ 3,733.38	\$ 3,895.29	4.34%
MGS-S Customer 218	\$ 23,917.35	\$ 24,037.85	0.50%	\$ 2,932.50	\$ 3,083.02	5.13%
MGS-S Customer 219	\$ 24,661.50	\$ 24,791.42	0.53%	\$ 3,356.04	\$ 3,512.38	4.66%
MGS-S Customer 220	\$ 26,999.25	\$ 27,137.68	0.51%	\$ 3,745.44	\$ 3,907.64	4.33%
MGS-S Customer 221	\$ 10,004.76	\$ 10,103.71	0.99%	\$ 1,955.92	\$ 2,092.49	6.98%
MGS-S Customer 222	\$ 107,958.22	\$ 108,248.39	0.27%	\$ 10,623.63	\$ 10,884.23	2.45%
MGS-S Customer 223	\$ 14,917.71	\$ 15,022.41	0.70%	\$ 2,217.78	\$ 2,358.15	6.33%
MGS-S Customer 224	\$ 25,000.63	\$ 25,148.78	0.59%	\$ 4,184.59	\$ 4,352.91	4.02%
MGS-S Customer 225	\$ 13,095.69	\$ 13,197.05	0.77%	\$ 2,065.78	\$ 2,203.96	6.69%
MGS-S Customer 226	\$ 16,395.18	\$ 16,482.20	0.53%	\$ 2,002.10	\$ 2,114.07	5.59%
MGS-S Customer 227	\$ 69,634.55	\$ 69,859.43	0.32%	\$ 7,661.43	\$ 7,879.46	2.85%
MGS-S Customer 228	\$ 12,457.33	\$ 12,531.77	0.60%	\$ 1,432.58	\$ 1,536.45	7.25%
MGS-S Customer 229	\$ 71,369.20	\$ 71,572.95	0.29%	\$ 6,695.61	\$ 6,899.27	3.04%
MGS-S Customer 230	\$ 671.44	\$ 726.69	8.23%	\$ 562.57	\$ 653.98	16.25%
MGS-S Customer 231	\$ 66,413.38	\$ 66,613.20	0.30%	\$ 6,528.47	\$ 6,730.48	3.09%
MGS-S Customer 232	\$ 20,838.22	\$ 20,938.95	0.48%	\$ 2,623.79	\$ 2,744.67	4.61%
MGS-S Customer 233	\$ 10,274.37	\$ 10,372.85	0.96%	\$ 1,935.23	\$ 2,071.53	7.04%
MGS-S Customer 234	\$ 4,750.90	\$ 4,831.26	1.69%	\$ 1,111.66	\$ 1,236.02	11.19%
MGS-S Customer 235	\$ 18,522.30	\$ 18,622.55	0.54%	\$ 2,608.23	\$ 2,729.32	4.64%
MGS-S Customer 236	\$ 262,940.67	\$ 263,440.60	0.19%	\$ 20,149.46	\$ 20,547.64	1.98%
MGS-S Customer 237	\$ 26,417.84	\$ 26,544.11	0.48%	\$ 3,196.58	\$ 3,351.07	4.83%

Internal Use

Customer	Bundled 8/23 Prices	Bundled 1/24 Prices	Bundled % Difference	Distribution 1/24 Prices	Distribution 8/24 Prices	Distribution % Difference
MGS-S Customer 238	\$ 19,456.23	\$ 19,584.46	0.66%	\$ 3,282.01	\$ 3,437.45	4.74%
MGS-S Customer 239	\$ 13,234.29	\$ 13,315.93	0.62%	\$ 1,759.00	\$ 1,867.56	6.17%
MGS-S Customer 240	\$ 29,886.70	\$ 30,067.50	0.60%	\$ 5,664.38	\$ 5,853.90	3.35%
MGS-S Customer 241	\$ 12,591.87	\$ 12,697.25	0.84%	\$ 2,247.88	\$ 2,388.65	6.26%
MGS-S Customer 242	\$ 216,339.68	\$ 216,877.09	0.25%	\$ 21,825.74	\$ 22,246.33	1.93%
MGS-S Customer 243	\$ 34,090.89	\$ 34,229.94	0.41%	\$ 3,773.92	\$ 3,936.50	4.31%
MGS-S Customer 244	\$ 7,435.71	\$ 7,504.76	0.93%	\$ 1,188.81	\$ 1,289.22	8.45%
MGS-S Customer 245	\$ 13,634.23	\$ 13,715.87	0.60%	\$ 1,758.57	\$ 1,867.11	6.17%
MGS-S Customer 246	\$ 12,913.04	\$ 12,996.44	0.65%	\$ 1,839.81	\$ 1,949.60	5.97%
MGS-S Customer 247	\$ 11,488.21	\$ 11,584.31	0.84%	\$ 1,827.28	\$ 1,962.04	7.37%
MGS-S Customer 248	\$ 63,988.31	\$ 64,254.66	0.42%	\$ 9,415.13	\$ 9,698.12	3.01%
MGS-S Customer 249	\$ 63,881.57	\$ 64,086.07	0.32%	\$ 6,745.75	\$ 6,951.26	3.05%
MGS-S Customer 250	\$ 27,145.40	\$ 27,260.85	0.43%	\$ 2,696.99	\$ 2,843.66	5.44%
MGS-S Customer 251	\$ 26,472.06	\$ 26,593.51	0.46%	\$ 2,976.09	\$ 3,127.27	5.08%
MGS-S Customer 252	\$ 9,959.35	\$ 10,059.21	1.00%	\$ 1,994.96	\$ 2,131.91	6.86%
MGS-S Customer 253	\$ 7,792.39	\$ 7,884.29	1.18%	\$ 1,636.64	\$ 1,768.65	8.07%
MGS-S Customer 254	\$ 77,644.16	\$ 77,861.84	0.28%	\$ 7,321.94	\$ 7,541.00	2.99%
MGS-S Customer 255	\$ 26,133.99	\$ 26,256.18	0.47%	\$ 3,001.54	\$ 3,152.52	5.03%
MGS-S Customer 256	\$ 7,309.59	\$ 7,378.70	0.95%	\$ 1,188.91	\$ 1,289.16	8.43%
MGS-S Customer 257	\$ 16,472.69	\$ 16,552.88	0.49%	\$ 1,690.25	\$ 1,797.62	6.35%
MGS-S Customer 258	\$ 37,999.91	\$ 38,147.17	0.39%	\$ 4,142.13	\$ 4,309.73	4.05%
MGS-S Customer 259	\$ 36,193.72	\$ 36,337.05	0.40%	\$ 4,554.38	\$ 4,702.89	3.26%
MGS-S Customer 260	\$ 4,000.66	\$ 4,064.86	1.60%	\$ 966.78	\$ 1,063.89	10.04%
MGS-S Customer 261	\$ 17,231.07	\$ 17,319.02	0.51%	\$ 2,044.27	\$ 2,156.86	5.51%
MGS-S Customer 262	\$ 30,835.75	\$ 30,943.16	0.35%	\$ 2,925.53	\$ 3,050.68	4.28%
MGS-S Customer 263	\$ 44,285.50	\$ 44,454.68	0.38%	\$ 5,137.46	\$ 5,319.41	3.54%
MGS-S Customer 264	\$ 45,837.75	\$ 45,900.45	0.14%	\$ 899.08	\$ 995.24	10.70%
MGS-S Customer 265	\$ 59,248.75	\$ 59,385.71	0.23%	\$ 4,268.04	\$ 4,412.62	3.39%
MGS-S Customer 266	\$ 6,787.67	\$ 6,854.86	0.99%	\$ 1,102.41	\$ 1,201.43	8.98%
MGS-S Customer 267	\$ 6,308.10	\$ 6,389.46	1.29%	\$ 1,157.57	\$ 1,282.63	10.80%
MGS-S Customer 268	\$ 34,658.64	\$ 34,886.45	0.66%	\$ 7,560.79	\$ 7,855.57	3.90%
MGS-S Customer 269	\$ 14,645.45	\$ 14,744.05	0.67%	\$ 1,938.73	\$ 2,074.96	7.03%
MGS-S Customer 270	\$ 11,600.94	\$ 11,677.44	0.66%	\$ 1,526.22	\$ 1,631.43	6.89%
MGS-S Customer 271	\$ 799.84	\$ 854.65	6.85%	\$ 542.73	\$ 633.87	16.79%
MGS-S Customer 272	\$ 19,598.00	\$ 19,707.28	0.56%	\$ 2,420.77	\$ 2,563.74	5.91%
MGS-S Customer 273	\$ 31,342.48	\$ 31,450.80	0.35%	\$ 2,967.25	\$ 3,093.03	4.24%
MGS-S Customer 274	\$ 28,836.58	\$ 28,957.24	0.42%	\$ 3,526.45	\$ 3,660.21	3.79%
MGS-S Customer 275	\$ 7,645.57	\$ 7,740.25	1.24%	\$ 1,762.06	\$ 1,895.83	7.59%
MGS-S Customer 276	\$ 5,805.66	\$ 5,887.30	1.41%	\$ 1,170.53	\$ 1,295.79	10.70%
MGS-S Customer 277	\$ 66,998.69	\$ 67,178.66	0.27%	\$ 5,625.79	\$ 5,814.68	3.36%

Internal Use

Customer	Bundled 8/23 Prices	Bundled 1/24 Prices	Bundled % Difference	Distribution 1/24 Prices	Distribution 8/24 Prices	Distribution % Difference
MGS-S Customer 278	\$ 28,923.27	\$ 29,040.66	0.41%	\$ 3,378.52	\$ 3,510.20	3.90%
MGS-S Customer 279	\$ 4,630.81	\$ 4,710.16	1.71%	\$ 1,066.32	\$ 1,190.08	11.61%
MGS-S Customer 280	\$ 21,601.07	\$ 21,728.75	0.59%	\$ 3,255.27	\$ 3,410.22	4.76%
MGS-S Customer 281	\$ 16,352.52	\$ 16,435.08	0.50%	\$ 1,799.52	\$ 1,908.59	6.06%
MGS-S Customer 282	\$ 43,173.18	\$ 43,317.69	0.33%	\$ 4,608.21	\$ 4,757.49	3.24%
MGS-S Customer 283	\$ 13,885.45	\$ 13,968.25	0.60%	\$ 1,806.90	\$ 1,915.85	6.03%
MGS-S Customer 284	\$ 18,651.37	\$ 18,757.53	0.57%	\$ 2,281.54	\$ 2,422.66	6.19%
MGS-S Customer 285	\$ 15,315.72	\$ 15,431.41	0.76%	\$ 2,714.26	\$ 2,861.64	5.43%
MGS-S Customer 286	\$ 2,920.20	\$ 2,994.60	2.55%	\$ 842.34	\$ 962.90	14.31%
MGS-S Customer 287	\$ 8,217.18	\$ 8,306.59	1.09%	\$ 1,524.74	\$ 1,655.20	8.56%
MGS-S Customer 288	\$ 17,339.70	\$ 17,434.18	0.54%	\$ 2,342.01	\$ 2,458.98	4.99%
MGS-S Customer 289	\$ 34,123.60	\$ 34,251.43	0.37%	\$ 3,263.15	\$ 3,418.32	4.76%
MGS-S Customer 290	\$ 27,684.33	\$ 27,787.88	0.37%	\$ 2,751.85	\$ 2,874.60	4.46%
MGS-S Customer 291	\$ 52,559.73	\$ 52,703.92	0.27%	\$ 4,593.36	\$ 4,742.40	3.24%
MGS-S Customer 292	\$ 14,175.02	\$ 14,271.99	0.68%	\$ 1,865.51	\$ 2,000.74	7.25%
MGS-S Customer 293	\$ 31,011.49	\$ 31,146.66	0.44%	\$ 3,597.40	\$ 3,757.41	4.45%
MGS-S Customer 294	\$ 8,974.67	\$ 9,050.55	0.85%	\$ 1,500.09	\$ 1,605.10	7.00%
MGS-S Customer 295	\$ 8,886.62	\$ 8,961.17	0.84%	\$ 1,439.70	\$ 1,543.83	7.23%
MGS-S Customer 296	\$ 12,256.01	\$ 12,352.36	0.79%	\$ 1,837.44	\$ 1,972.25	7.34%
MGS-S Customer 297	\$ 54,491.39	\$ 54,627.03	0.25%	\$ 3,616.91	\$ 3,777.09	4.43%
MGS-S Customer 298	\$ 24,654.35	\$ 24,762.77	0.44%	\$ 2,384.58	\$ 2,527.21	5.98%
MGS-S Customer 299	\$ 11,111.93	\$ 11,181.07	0.62%	\$ 1,191.89	\$ 1,292.30	8.42%
MGS-S Customer 300	\$ 25,465.57	\$ 25,549.65	0.33%	\$ 1,869.72	\$ 1,979.86	5.89%
MGS-S Customer 301	\$ 1,301.58	\$ 1,360.11	4.50%	\$ 710.32	\$ 803.82	13.16%
MGS-S Customer 302	\$ 988.29	\$ 1,045.45	5.78%	\$ 648.89	\$ 741.53	14.28%
MGS-S Customer 303	\$ 1,005.79	\$ 1,063.28	5.72%	\$ 663.80	\$ 756.65	13.99%
MGS-S Customer 304	\$ 78,441.98	\$ 78,786.60	0.44%	\$ 13,095.06	\$ 13,391.27	2.26%
MGS-S Customer 305	\$ 4,473.29	\$ 4,558.72	1.91%	\$ 1,340.33	\$ 1,467.90	9.52%
MGS-S Customer 306	\$ 13,064.76	\$ 13,150.35	0.66%	\$ 1,937.05	\$ 2,048.11	5.73%
MGS-S Customer 307	\$ 23,751.88	\$ 23,856.28	0.44%	\$ 2,792.95	\$ 2,916.45	4.42%
MGS-S Customer 308	\$ 36,489.86	\$ 36,627.00	0.38%	\$ 3,688.00	\$ 3,849.43	4.38%
MGS-S Customer 309	\$ 34,467.92	\$ 34,577.26	0.32%	\$ 3,013.15	\$ 3,139.55	4.19%
MGS-S Customer 310	\$ 19,134.66	\$ 19,243.06	0.57%	\$ 2,384.14	\$ 2,526.83	5.98%
MGS-S Customer 311	\$ 20,304.34	\$ 20,399.93	0.47%	\$ 2,391.40	\$ 2,509.02	4.92%
MGS-S Customer 312	\$ 7,893.92	\$ 7,974.64	1.02%	\$ 1,717.32	\$ 1,825.29	6.29%
MGS-S Customer 313	\$ 23,857.31	\$ 23,950.98	0.39%	\$ 2,301.09	\$ 2,417.19	5.05%
MGS-S Customer 314	\$ 6,950.61	\$ 7,034.95	1.21%	\$ 1,292.98	\$ 1,420.01	9.82%
MGS-S Customer 315	\$ 45,381.01	\$ 45,509.82	0.28%	\$ 3,895.84	\$ 4,034.89	3.57%
MGS-S Customer 316	\$ 11,265.45	\$ 11,360.36	0.84%	\$ 1,768.99	\$ 1,902.60	7.55%
MGS-S Customer 317	\$ 20,332.57	\$ 20,458.37	0.62%	\$ 3,173.40	\$ 3,327.41	4.85%

Internal Use

Customer	Bundled 8/23 Prices	Bundled 1/24 Prices	Bundled % Difference	Distribution 1/24 Prices	Distribution 8/24 Prices	Distribution % Difference
MGS-S Customer 318	\$ 11,531.84	\$ 11,624.33	0.80%	\$ 1,662.92	\$ 1,795.26	7.96%
MGS-S Customer 319	\$ 41,513.17	\$ 41,658.56	0.35%	\$ 4,059.50	\$ 4,226.07	4.10%
MGS-S Customer 320	\$ 19,158.97	\$ 19,248.93	0.47%	\$ 2,136.15	\$ 2,250.09	5.33%
MGS-S Customer 321	\$ 21,077.51	\$ 21,218.68	0.67%	\$ 3,862.39	\$ 4,025.73	4.23%
MGS-S Customer 322	\$ 20,779.12	\$ 20,907.05	0.62%	\$ 3,268.74	\$ 3,424.07	4.75%
MGS-S Customer 323	\$ 8,764.10	\$ 8,854.72	1.03%	\$ 1,578.05	\$ 1,709.20	8.31%
MGS-S Customer 324	\$ 15,428.63	\$ 15,546.75	0.77%	\$ 2,824.38	\$ 2,973.30	5.27%
MGS-S Customer 325	\$ 21,795.96	\$ 21,892.06	0.44%	\$ 2,410.98	\$ 2,528.65	4.88%
MGS-S Customer 326	\$ 22,454.52	\$ 22,556.58	0.45%	\$ 2,684.08	\$ 2,805.85	4.54%
MGS-S Customer 327	\$ 21,714.87	\$ 21,838.33	0.57%	\$ 3,062.53	\$ 3,214.62	4.97%
MGS-S Customer 328	\$ 48,471.53	\$ 48,619.22	0.30%	\$ 4,164.72	\$ 4,332.87	4.04%
MGS-S Customer 329	\$ 8,590.48	\$ 8,678.80	1.03%	\$ 1,472.62	\$ 1,602.17	8.80%
MGS-S Customer 330	\$ 8,687.00	\$ 8,782.96	1.10%	\$ 1,820.43	\$ 1,955.03	7.39%
MGS-S Customer 331	\$ 81,509.94	\$ 81,729.07	0.27%	\$ 7,400.05	\$ 7,614.28	2.89%
MGS-S Customer 332	\$ 90,574.18	\$ 90,985.98	0.45%	\$ 15,614.60	\$ 16,111.37	3.18%
MGS-S Customer 333	\$ 6,611.92	\$ 6,678.29	1.00%	\$ 1,067.81	\$ 1,166.55	9.25%
MGS-S Customer 334	\$ 36,365.85	\$ 36,475.15	0.30%	\$ 3,011.96	\$ 3,138.37	4.20%
MGS-S Customer 335	\$ 24,457.21	\$ 24,574.95	0.48%	\$ 2,806.52	\$ 2,955.17	5.30%
MGS-S Customer 336	\$ 22,371.59	\$ 22,491.74	0.54%	\$ 2,914.17	\$ 3,064.25	5.15%
MGS-S Customer 337	\$ 47,888.80	\$ 48,009.38	0.25%	\$ 3,524.01	\$ 3,657.81	3.80%
MGS-S Customer 338	\$ 28,342.82	\$ 28,452.66	0.39%	\$ 3,036.18	\$ 3,162.94	4.17%
MGS-S Customer 339	\$ 35,603.51	\$ 35,733.31	0.36%	\$ 3,942.66	\$ 4,082.52	3.55%
MGS-S Customer 340	\$ 12,715.51	\$ 12,818.93	0.81%	\$ 2,157.61	\$ 2,296.98	6.46%
MGS-S Customer 341	\$ 25,984.80	\$ 26,107.35	0.47%	\$ 3,026.00	\$ 3,177.92	5.02%
MGS-S Customer 342	\$ 7,153.28	\$ 7,220.83	0.94%	\$ 1,118.11	\$ 1,217.35	8.88%
MGS-S Customer 343	\$ 55,463.32	\$ 55,629.96	0.30%	\$ 5,014.38	\$ 5,194.03	3.58%
MGS-S Customer 344	\$ 10,223.70	\$ 10,321.07	0.95%	\$ 1,884.84	\$ 2,020.40	7.19%
MGS-S Customer 345	\$ 9,853.24	\$ 9,940.49	0.89%	\$ 1,422.34	\$ 1,551.06	9.05%
MGS-S Customer 346	\$ 96,783.28	\$ 96,999.92	0.22%	\$ 7,289.30	\$ 7,502.09	2.92%
MGS-S Customer 347	\$ 15,689.49	\$ 15,773.76	0.54%	\$ 1,877.29	\$ 1,987.51	5.87%
MGS-S Customer 348	\$ 205,103.28	\$ 205,508.97	0.20%	\$ 15,760.58	\$ 16,127.24	2.33%
MGS-S Customer 349	\$ 64,784.28	\$ 64,976.21	0.30%	\$ 6,165.97	\$ 6,362.47	3.19%
MGS-S Customer 350	\$ 32,274.09	\$ 32,398.93	0.39%	\$ 3,129.58	\$ 3,282.95	4.90%
MGS-S Customer 351	\$ 10,542.72	\$ 10,634.46	0.87%	\$ 1,628.45	\$ 1,760.30	8.10%
MGS-S Customer 352	\$ 21,063.29	\$ 21,180.47	0.56%	\$ 2,782.12	\$ 2,930.50	5.33%
MGS-S Customer 353	\$ 40,164.48	\$ 40,277.81	0.28%	\$ 3,194.50	\$ 3,323.54	4.04%
MGS-S Customer 354	\$ 1,412.43	\$ 1,486.27	5.23%	\$ 816.54	\$ 936.73	14.72%
MGS-S Customer 355	\$ 19,259.50	\$ 19,351.67	0.48%	\$ 2,237.39	\$ 2,352.90	5.16%
MGS-S Customer 356	\$ 9,586.26	\$ 9,666.91	0.84%	\$ 1,713.47	\$ 1,821.35	6.30%
MGS-S Customer 357	\$ 6,957.45	\$ 7,034.70	1.11%	\$ 1,559.55	\$ 1,665.23	6.78%

Internal Use

Customer	Bundled 8/23 Prices	Bundled 1/24 Prices	Bundled % Difference	Distribution 1/24 Prices	Distribution 8/24 Prices	Distribution % Difference
MGS-S Customer 358	\$ 23,288.56	\$ 23,386.09	0.42%	\$ 2,479.24	\$ 2,598.10	4.79%
MGS-S Customer 359	\$ 21,914.90	\$ 22,037.61	0.56%	\$ 3,031.81	\$ 3,183.68	5.01%
MGS-S Customer 360	\$ 23,810.99	\$ 23,935.88	0.52%	\$ 3,131.59	\$ 3,284.97	4.90%
MGS-S Customer 361	\$ 15,811.56	\$ 15,920.60	0.69%	\$ 2,419.72	\$ 2,563.37	5.94%
MGS-S Customer 362	\$ 4,843.67	\$ 4,907.22	1.31%	\$ 937.35	\$ 1,034.05	10.32%
MGS-S Customer 363	\$ 81,041.76	\$ 81,256.84	0.27%	\$ 7,214.78	\$ 7,426.26	2.93%
MGS-S Customer 364	\$ 26,920.90	\$ 27,033.37	0.42%	\$ 2,567.09	\$ 2,712.29	5.66%
MGS-S Customer 365	\$ 154,470.81	\$ 154,840.42	0.24%	\$ 14,228.93	\$ 14,541.42	2.20%
MGS-S Customer 366	\$ 12,734.57	\$ 12,840.45	0.83%	\$ 2,856.99	\$ 2,981.19	4.35%
MGS-S Customer 367	\$ 12,289.65	\$ 12,379.95	0.73%	\$ 1,560.45	\$ 1,691.12	8.37%
MGS-S Customer 368	\$ 32,603.60	\$ 32,754.32	0.46%	\$ 4,299.36	\$ 4,469.26	3.95%
MGS-S Customer 369	\$ 25,206.78	\$ 25,323.65	0.46%	\$ 2,768.26	\$ 2,916.45	5.35%
MGS-S Customer 370	\$ 61,637.85	\$ 61,808.87	0.28%	\$ 5,219.99	\$ 5,403.09	3.51%
MGS-S Customer 371	\$ 57,089.76	\$ 57,294.63	0.36%	\$ 6,752.01	\$ 6,956.86	3.03%
MGS-S Customer 372	\$ 1,166.64	\$ 1,222.83	4.82%	\$ 604.81	\$ 696.82	15.21%
MGS-S Customer 373	\$ 23,242.83	\$ 23,335.90	0.40%	\$ 2,275.43	\$ 2,391.28	5.09%
MGS-S Customer 374	\$ 68,785.15	\$ 68,989.30	0.30%	\$ 6,721.65	\$ 6,926.22	3.04%
MGS-S Customer 375	\$ 27,329.67	\$ 27,488.83	0.58%	\$ 4,681.91	\$ 4,857.23	3.74%
MGS-S Customer 376	\$ 26,783.69	\$ 26,886.63	0.38%	\$ 2,723.93	\$ 2,846.24	4.49%
MGS-S Customer 377	\$ 14,136.79	\$ 14,221.63	0.60%	\$ 1,903.37	\$ 2,013.96	5.81%
MGS-S Customer 378	\$ 13,004.93	\$ 13,104.51	0.77%	\$ 1,982.99	\$ 2,119.84	6.90%
MGS-S Customer 379	\$ 22,732.14	\$ 22,846.72	0.50%	\$ 2,663.65	\$ 2,810.31	5.51%
MGS-S Customer 380	\$ 9,675.11	\$ 9,772.23	1.00%	\$ 1,872.58	\$ 2,007.92	7.23%
MGS-S Customer 381	\$ 14,471.94	\$ 14,560.78	0.61%	\$ 2,084.77	\$ 2,197.96	5.43%
MGS-S Customer 382	\$ 21,332.80	\$ 21,427.95	0.45%	\$ 2,371.10	\$ 2,488.38	4.95%
MGS-S Customer 383	\$ 16,915.27	\$ 17,008.24	0.55%	\$ 1,683.85	\$ 1,816.46	7.88%
MGS-S Customer 384	\$ 22,139.92	\$ 22,257.61	0.53%	\$ 2,804.06	\$ 2,952.67	5.30%
MGS-S Customer 385	\$ 12,194.99	\$ 12,277.06	0.67%	\$ 1,777.15	\$ 1,885.88	6.12%
MGS-S Customer 386	\$ 15,853.74	\$ 15,939.61	0.54%	\$ 1,950.12	\$ 2,061.38	5.71%
MGS-S Customer 387	\$ 183,379.32	\$ 183,886.93	0.28%	\$ 20,462.36	\$ 20,862.55	1.96%
MGS-S Customer 388	\$ 39,521.76	\$ 39,667.52	0.37%	\$ 4,075.75	\$ 4,242.50	4.09%
MGS-S Customer 389	\$ 17,898.73	\$ 18,001.01	0.57%	\$ 2,105.94	\$ 2,244.59	6.58%
MGS-S Customer 390	\$ 12,045.43	\$ 12,132.98	0.73%	\$ 2,025.19	\$ 2,137.44	5.54%
MGS-S Customer 391	\$ 10,538.95	\$ 10,632.19	0.88%	\$ 1,696.96	\$ 1,829.79	7.83%
MGS-S Customer 392	\$ 10,739.45	\$ 10,814.43	0.70%	\$ 1,457.33	\$ 1,561.60	7.15%
MGS-S Customer 393	\$ 23,658.01	\$ 23,755.40	0.41%	\$ 2,471.76	\$ 2,590.45	4.80%
MGS-S Customer 394	\$ 7,579.25	\$ 7,649.46	0.93%	\$ 1,241.39	\$ 1,342.58	8.15%
MGS-S Customer 395	\$ 21,930.92	\$ 22,035.37	0.48%	\$ 2,796.95	\$ 2,920.65	4.42%
MGS-S Customer 396	\$ 27,993.89	\$ 28,133.34	0.50%	\$ 3,791.52	\$ 3,954.35	4.29%
MGS-S Customer 397	\$ 7,414.39	\$ 7,499.11	1.14%	\$ 1,310.47	\$ 1,437.75	9.71%

Internal Use

Customer	Bundled 8/23 Prices	Bundled 1/24 Prices	Bundled % Difference	Distribution 1/24 Prices	Distribution 8/24 Prices	Distribution % Difference
MGS-S Customer 398	\$ 8,956.68	\$ 9,047.94	1.02%	\$ 1,600.57	\$ 1,733.56	8.31%
MGS-S Customer 399	\$ 10,381.98	\$ 10,476.85	0.91%	\$ 1,770.77	\$ 1,904.66	7.56%
MGS-S Customer 400	\$ 12,731.43	\$ 12,851.65	0.94%	\$ 2,918.29	\$ 3,068.52	5.15%
MGS-S Customer 401	\$ 10,015.48	\$ 10,095.76	0.80%	\$ 1,697.00	\$ 1,804.65	6.34%
MGS-S Customer 402	\$ 11,424.41	\$ 11,503.92	0.70%	\$ 1,662.39	\$ 1,769.58	6.45%
MGS-S Customer 403	\$ 20,608.34	\$ 20,750.12	0.69%	\$ 3,893.87	\$ 4,059.54	4.25%
MGS-S Customer 404	\$ 30,842.90	\$ 30,962.65	0.39%	\$ 3,486.08	\$ 3,619.32	3.82%
MGS-S Customer 405	\$ 23,436.51	\$ 23,537.31	0.43%	\$ 2,626.10	\$ 2,746.99	4.60%
MGS-S Customer 406	\$ 10,784.01	\$ 10,876.44	0.86%	\$ 1,661.62	\$ 1,794.06	7.97%
MGS-S Customer 407	\$ 13,024.83	\$ 13,107.88	0.64%	\$ 1,820.28	\$ 1,929.55	6.00%
MGS-S Customer 408	\$ 12,954.55	\$ 13,054.68	0.77%	\$ 2,008.26	\$ 2,145.49	6.83%
MGS-S Customer 409	\$ 44,085.98	\$ 44,216.51	0.30%	\$ 3,976.94	\$ 4,117.39	3.53%
MGS-S Customer 410	\$ 15,603.13	\$ 15,690.30	0.56%	\$ 2,008.67	\$ 2,120.75	5.58%
MGS-S Customer 411	\$ 19,003.26	\$ 19,118.14	0.60%	\$ 2,676.19	\$ 2,822.94	5.48%
MGS-S Customer 412	\$ 6,618.61	\$ 6,693.84	1.14%	\$ 1,465.36	\$ 1,569.50	7.11%
MGS-S Customer 413	\$ 8,590.84	\$ 8,662.12	0.83%	\$ 701.04	\$ 819.60	16.91%
MGS-S Customer 414	\$ 16,805.42	\$ 16,907.65	0.61%	\$ 2,103.77	\$ 2,242.39	6.59%
MGS-S Customer 415	\$ 8,965.22	\$ 9,037.12	0.80%	\$ 1,317.72	\$ 1,419.98	7.76%
MGS-S Customer 416	\$ 42,668.52	\$ 42,807.33	0.33%	\$ 4,350.62	\$ 4,496.29	3.35%
MGS-S Customer 417	\$ 14,647.00	\$ 14,747.59	0.69%	\$ 2,029.86	\$ 2,167.43	6.78%
MGS-S Customer 418	\$ 13,750.62	\$ 13,832.02	0.59%	\$ 1,747.41	\$ 1,855.75	6.20%
MGS-S Customer 419	\$ 46,253.34	\$ 46,407.97	0.33%	\$ 4,480.95	\$ 4,653.70	3.86%
MGS-S Customer 420	\$ 75,567.48	\$ 75,805.03	0.31%	\$ 8,229.25	\$ 8,454.97	2.74%
MGS-S Customer 421	\$ 30,559.92	\$ 30,707.01	0.48%	\$ 4,137.23	\$ 4,304.95	4.05%
MGS-S Customer 422	\$ 36,034.65	\$ 36,148.81	0.32%	\$ 3,233.10	\$ 3,362.73	4.01%
MGS-S Customer 423	\$ 28,809.86	\$ 28,933.94	0.43%	\$ 3,094.32	\$ 3,247.12	4.94%
MGS-S Customer 424	\$ 18,340.36	\$ 18,444.89	0.57%	\$ 2,208.55	\$ 2,348.69	6.35%
MGS-S Customer 425	\$ 20,241.96	\$ 20,332.33	0.45%	\$ 2,154.99	\$ 2,269.25	5.30%
MGS-S Customer 426	\$ 11,754.70	\$ 11,832.99	0.67%	\$ 1,606.99	\$ 1,713.39	6.62%
MGS-S Customer 427	\$ 21,797.92	\$ 21,919.89	0.56%	\$ 2,993.83	\$ 3,147.22	5.12%
MGS-S Customer 428	\$ 75,904.32	\$ 76,098.66	0.26%	\$ 6,278.83	\$ 6,477.19	3.16%
MGS-S Customer 429	\$ 12,352.18	\$ 12,434.64	0.67%	\$ 1,796.03	\$ 1,905.11	6.07%
MGS-S Customer 430	\$ 15,193.53	\$ 15,280.83	0.57%	\$ 2,015.67	\$ 2,127.91	5.57%
MGS-S Customer 431	\$ 13,437.71	\$ 13,522.90	0.63%	\$ 1,919.56	\$ 2,030.38	5.77%
MGS-S Customer 432	\$ 8,168.71	\$ 8,223.43	0.67%	\$ 538.56	\$ 629.64	16.91%
MGS-S Customer 433	\$ 17,231.35	\$ 17,340.86	0.64%	\$ 2,433.76	\$ 2,577.12	5.89%
MGS-S Customer 434	\$ 21,174.97	\$ 21,285.44	0.52%	\$ 2,476.86	\$ 2,620.79	5.81%
MGS-S Customer 435	\$ 24,556.15	\$ 24,674.51	0.48%	\$ 3,422.74	\$ 3,555.06	3.87%
MGS-S Customer 436	\$ 24,237.16	\$ 24,350.63	0.47%	\$ 2,613.43	\$ 2,759.39	5.58%
MGS-S Customer 437	\$ 17,792.65	\$ 17,898.26	0.59%	\$ 2,258.86	\$ 2,399.81	6.24%

Internal Use

Customer	Bundled 8/23 Prices	Bundled 1/24 Prices	Bundled % Difference	Distribution 1/24 Prices	Distribution 8/24 Prices	Distribution % Difference
MGS-S Customer 438	\$ 9,786.90	\$ 9,877.73	0.93%	\$ 1,587.40	\$ 1,718.64	8.27%
MGS-S Customer 439	\$ 12,761.68	\$ 12,850.60	0.70%	\$ 2,087.28	\$ 2,200.42	5.42%
MGS-S Customer 440	\$ 25,242.98	\$ 25,347.17	0.41%	\$ 2,779.66	\$ 2,902.74	4.43%
MGS-S Customer 441	\$ 12,244.99	\$ 12,344.10	0.81%	\$ 1,961.87	\$ 2,098.45	6.96%
MGS-S Customer 442	\$ 11,851.86	\$ 11,947.23	0.80%	\$ 1,793.93	\$ 1,928.18	7.48%
MGS-S Customer 443	\$ 17,915.21	\$ 18,020.86	0.59%	\$ 2,258.77	\$ 2,399.61	6.24%
MGS-S Customer 444	\$ 80,894.95	\$ 81,131.79	0.29%	\$ 8,204.34	\$ 8,430.19	2.75%
MGS-S Customer 445	\$ 7,710.82	\$ 7,790.47	1.03%	\$ 1,667.58	\$ 1,774.75	6.43%
MGS-S Customer 446	\$ 29,908.62	\$ 30,038.98	0.44%	\$ 3,379.08	\$ 3,535.95	4.64%
MGS-S Customer 447	\$ 105,686.33	\$ 106,017.12	0.31%	\$ 12,436.60	\$ 12,730.84	2.37%
MGS-S Customer 448	\$ 24,899.55	\$ 25,021.06	0.49%	\$ 2,978.46	\$ 3,129.63	5.08%
MGS-S Customer 449	\$ 8,706.67	\$ 8,776.37	0.80%	\$ 1,218.60	\$ 1,319.48	8.28%
MGS-S Customer 450	\$ 112,773.09	\$ 113,048.19	0.24%	\$ 9,938.74	\$ 10,189.42	2.52%
MGS-S Customer 451	\$ 115,398.97	\$ 115,669.99	0.23%	\$ 9,754.49	\$ 10,002.58	2.54%
MGS-S Customer 452	\$ 102,492.13	\$ 102,885.07	0.38%	\$ 15,264.67	\$ 15,596.00	2.17%
MGS-S Customer 453	\$ 12,392.32	\$ 12,514.09	0.98%	\$ 2,986.56	\$ 3,137.62	5.06%
MGS-S Customer 454	\$ 14,135.25	\$ 14,236.47	0.72%	\$ 2,057.89	\$ 2,195.83	6.70%
MGS-S Customer 455	\$ 70,634.89	\$ 70,849.61	0.30%	\$ 7,197.51	\$ 7,408.65	2.93%
MGS-S Customer 456	\$ 27,806.40	\$ 27,942.25	0.49%	\$ 3,626.19	\$ 3,786.51	4.42%
MGS-S Customer 457	\$ 135,117.44	\$ 135,392.12	0.20%	\$ 9,917.76	\$ 10,168.01	2.52%
MGS-S Customer 458	\$ 9,588.44	\$ 9,681.16	0.97%	\$ 1,674.05	\$ 1,806.61	7.92%
MGS-S Customer 459	\$ 10,553.89	\$ 10,651.84	0.93%	\$ 1,910.29	\$ 2,046.18	7.11%
MGS-S Customer 460	\$ 36,036.42	\$ 36,156.10	0.33%	\$ 3,482.78	\$ 3,615.96	3.82%
MGS-S Customer 461	\$ 16,500.03	\$ 16,572.25	0.44%	\$ 1,333.72	\$ 1,436.31	7.69%
MGS-S Customer 462	\$ 12,495.50	\$ 12,602.60	0.86%	\$ 2,326.35	\$ 2,468.31	6.10%
MGS-S Customer 463	\$ 15,566.52	\$ 15,674.56	0.69%	\$ 2,367.58	\$ 2,510.03	6.02%
MGS-S Customer 464	\$ 15,271.46	\$ 15,408.62	0.90%	\$ 3,694.96	\$ 3,856.91	4.38%
MGS-S Customer 465	\$ 9,861.41	\$ 9,954.78	0.95%	\$ 1,701.60	\$ 1,834.43	7.81%
MGS-S Customer 466	\$ 57,619.41	\$ 57,764.30	0.25%	\$ 4,036.95	\$ 4,203.21	4.12%
MGS-S Customer 467	\$ 4,668.46	\$ 4,732.32	1.37%	\$ 952.81	\$ 1,049.80	10.18%
MGS-S Customer 468	\$ 18,375.26	\$ 18,455.77	0.44%	\$ 1,118.07	\$ 1,242.51	11.13%
MGS-S Customer 469	\$ 31,875.96	\$ 31,984.13	0.34%	\$ 2,960.36	\$ 3,086.04	4.25%
MGS-S Customer 470	\$ 14,757.59	\$ 14,838.92	0.55%	\$ 1,744.75	\$ 1,853.09	6.21%
MGS-S Customer 471	\$ 17,294.08	\$ 17,394.51	0.58%	\$ 2,022.61	\$ 2,160.10	6.80%
MGS-S Customer 472	\$ 81,493.59	\$ 81,701.54	0.26%	\$ 6,895.83	\$ 7,103.02	3.00%
MGS-S Customer 473	\$ 1,262.27	\$ 1,335.01	5.76%	\$ 766.74	\$ 886.23	15.58%
MGS-S Customer 474	\$ 34,494.33	\$ 34,617.24	0.36%	\$ 3,040.61	\$ 3,192.63	5.00%
MGS-S Customer 475	\$ 23,237.14	\$ 23,341.14	0.45%	\$ 2,773.79	\$ 2,896.95	4.44%
MGS-S Customer 476	\$ 12,827.49	\$ 12,935.85	0.84%	\$ 2,379.09	\$ 2,521.46	5.98%
MGS-S Customer 477	\$ 17,633.11	\$ 17,742.09	0.62%	\$ 2,409.85	\$ 2,552.88	5.94%

Internal Use

Customer	Bundled 8/23 Prices	Bundled 1/24 Prices	Bundled % Difference	Distribution 1/24 Prices	Distribution 8/24 Prices	Distribution % Difference
MGS-S Customer 478	\$ 7,029.58	\$ 7,084.30	0.78%	\$ 538.56	\$ 629.64	16.91%
MGS-S Customer 479	\$ 15,019.53	\$ 15,135.79	0.77%	\$ 2,737.14	\$ 2,884.63	5.39%
MGS-S Customer 480	\$ 23,091.26	\$ 23,184.78	0.41%	\$ 2,296.70	\$ 2,412.90	5.06%
MGS-S Customer 481	\$ 7,695.45	\$ 7,766.91	0.93%	\$ 1,299.21	\$ 1,401.30	7.86%
MGS-S Customer 482	\$ 68,915.30	\$ 69,070.18	0.22%	\$ 5,076.46	\$ 5,232.34	3.07%
MGS-S Customer 483	\$ 14,359.20	\$ 14,439.78	0.56%	\$ 1,711.27	\$ 1,819.16	6.30%
MGS-S Customer 484	\$ 21,864.21	\$ 21,975.59	0.51%	\$ 2,518.76	\$ 2,663.32	5.74%
MGS-S Customer 485	\$ 9,210.24	\$ 9,288.10	0.85%	\$ 1,587.97	\$ 1,694.08	6.68%
MGS-S Customer 486	\$ 22,573.30	\$ 22,682.49	0.48%	\$ 3,005.87	\$ 3,132.13	4.20%
MGS-S Customer 487	\$ 11,852.07	\$ 11,944.32	0.78%	\$ 2,239.06	\$ 2,354.41	5.15%
MGS-S Customer 488	\$ 16,726.77	\$ 16,837.33	0.66%	\$ 2,481.66	\$ 2,625.74	5.81%
MGS-S Customer 489	\$ 43,883.82	\$ 44,130.95	0.56%	\$ 8,656.46	\$ 8,887.79	2.67%
MGS-S Customer 490	\$ 17,541.37	\$ 17,670.88	0.74%	\$ 3,262.26	\$ 3,442.15	5.51%
MGS-S Customer 491	\$ 17,474.62	\$ 17,558.64	0.48%	\$ 1,866.57	\$ 1,976.65	5.90%
MGS-S Customer 492	\$ 20,478.92	\$ 20,625.33	0.71%	\$ 4,106.91	\$ 4,274.24	4.07%
MGS-S Customer 493	\$ 5,957.21	\$ 6,042.09	1.42%	\$ 1,318.56	\$ 1,446.03	9.67%
MGS-S Customer 494	\$ 8,240.56	\$ 8,311.49	0.86%	\$ 1,270.94	\$ 1,372.33	7.98%
MGS-S Customer 495	\$ 12,116.35	\$ 12,194.25	0.64%	\$ 1,589.52	\$ 1,695.67	6.68%
MGS-S Customer 496	\$ 36,361.91	\$ 36,524.35	0.45%	\$ 4,829.75	\$ 5,007.16	3.67%
MGS-S Customer 497	\$ 18,266.19	\$ 18,370.22	0.57%	\$ 2,186.33	\$ 2,326.19	6.40%
MGS-S Customer 498	\$ 18,961.73	\$ 19,066.40	0.55%	\$ 2,214.86	\$ 2,355.11	6.33%
MGS-S Customer 499	\$ 21,917.37	\$ 22,027.21	0.50%	\$ 2,449.31	\$ 2,592.93	5.86%
MGS-S Customer 500	\$ 87,714.63	\$ 87,955.19	0.27%	\$ 8,371.63	\$ 8,599.77	2.73%
MGS-S Customer 501	\$ 66,856.71	\$ 67,038.27	0.27%	\$ 5,631.13	\$ 5,842.19	3.75%
MGS-S Customer 502	\$ 18,921.19	\$ 19,042.25	0.64%	\$ 2,957.80	\$ 3,108.69	5.10%
MGS-S Customer 503	\$ 16,716.80	\$ 16,850.32	0.80%	\$ 3,520.94	\$ 3,679.76	4.51%
MGS-S Customer 504	\$ 10,855.45	\$ 10,934.18	0.73%	\$ 1,627.41	\$ 1,734.09	6.56%
MGS-S Customer 505	\$ 11,498.13	\$ 11,586.23	0.77%	\$ 2,051.55	\$ 2,164.28	5.49%
MGS-S Customer 506	\$ 9,644.57	\$ 9,719.58	0.78%	\$ 1,458.41	\$ 1,562.67	7.15%
MGS-S Customer 507	\$ 7,854.23	\$ 7,921.94	0.86%	\$ 1,126.52	\$ 1,225.94	8.83%
MGS-S Customer 508	\$ 1,475.69	\$ 1,547.68	4.88%	\$ 733.20	\$ 852.21	16.23%
MGS-S Customer 509	\$ 29,766.70	\$ 29,908.40	0.48%	\$ 3,892.50	\$ 4,056.71	4.22%
MGS-S Customer 510	\$ 121,028.95	\$ 121,304.00	0.23%	\$ 9,931.57	\$ 10,181.81	2.52%
MGS-S Customer 511	\$ 34,292.99	\$ 34,420.67	0.37%	\$ 3,846.74	\$ 3,985.24	3.60%
MGS-S Customer 512	\$ 8,697.00	\$ 8,751.72	0.63%	\$ 538.56	\$ 629.64	16.91%
MGS-S Customer 513	\$ 47,186.67	\$ 47,341.78	0.33%	\$ 5,086.91	\$ 5,242.95	3.07%
MGS-S Customer 514	\$ 4,912.82	\$ 5,001.61	1.81%	\$ 1,495.69	\$ 1,625.69	8.69%
MGS-S Customer 515	\$ 106,677.17	\$ 106,930.73	0.24%	\$ 8,995.06	\$ 9,234.52	2.66%
MGS-S Customer 516	\$ 28,219.35	\$ 28,318.36	0.35%	\$ 2,545.80	\$ 2,665.60	4.71%
MGS-S Customer 517	\$ 25,648.41	\$ 25,769.31	0.47%	\$ 2,950.39	\$ 3,101.16	5.11%

Internal Use

Customer	Bundled 8/23 Prices	Bundled 1/24 Prices	Bundled % Difference	Distribution 1/24 Prices	Distribution 8/24 Prices	Distribution % Difference
MGS-S Customer 518	\$ 13,922.46	\$ 13,999.41	0.55%	\$ 1,544.53	\$ 1,649.88	6.82%
MGS-S Customer 519	\$ 18,668.50	\$ 18,753.56	0.46%	\$ 1,913.93	\$ 2,024.71	5.79%
MGS-S Customer 520	\$ 8,985.70	\$ 9,086.06	1.12%	\$ 2,020.35	\$ 2,157.86	6.81%
MGS-S Customer 521	\$ 16,293.32	\$ 16,397.53	0.64%	\$ 2,193.31	\$ 2,333.19	6.38%
MGS-S Customer 522	\$ 1,655.33	\$ 1,711.96	3.42%	\$ 624.89	\$ 717.18	14.77%
MGS-S Customer 523	\$ 14,264.89	\$ 14,373.22	0.76%	\$ 2,381.62	\$ 2,524.31	5.99%
MGS-S Customer 524	\$ 18,537.52	\$ 18,657.27	0.65%	\$ 2,902.43	\$ 3,052.78	5.18%
MGS-S Customer 525	\$ 42,367.45	\$ 42,546.29	0.42%	\$ 5,577.26	\$ 5,765.62	3.38%
MGS-S Customer 526	\$ 20,579.61	\$ 20,717.39	0.67%	\$ 3,714.70	\$ 3,876.35	4.35%
MGS-S Customer 527	\$ 17,492.57	\$ 17,596.56	0.59%	\$ 2,772.80	\$ 2,895.94	4.44%
MGS-S Customer 528	\$ 13,243.25	\$ 13,330.76	0.66%	\$ 2,024.70	\$ 2,137.04	5.55%
MGS-S Customer 529	\$ 6,567.56	\$ 6,651.65	1.28%	\$ 1,281.32	\$ 1,408.18	9.90%
MGS-S Customer 530	\$ 12,599.49	\$ 12,699.88	0.80%	\$ 2,021.04	\$ 2,158.53	6.80%
MGS-S Customer 531	\$ 13,401.10	\$ 13,507.39	0.79%	\$ 2,285.79	\$ 2,426.86	6.17%
MGS-S Customer 532	\$ 10,553.16	\$ 10,637.67	0.80%	\$ 1,889.18	\$ 1,999.61	5.85%
MGS-S Customer 533	\$ 35,315.62	\$ 35,446.30	0.37%	\$ 3,393.67	\$ 3,550.75	4.63%
MGS-S Customer 534	\$ 41,115.14	\$ 41,254.55	0.34%	\$ 3,789.91	\$ 3,952.71	4.30%
MGS-S Customer 535	\$ 20,752.23	\$ 20,870.99	0.57%	\$ 2,852.71	\$ 3,002.04	5.23%
MGS-S Customer 536	\$ 27,501.61	\$ 27,630.73	0.47%	\$ 3,320.08	\$ 3,475.93	4.69%
MGS-S Customer 537	\$ 38,232.49	\$ 38,370.28	0.36%	\$ 3,716.50	\$ 3,878.25	4.35%
MGS-S Customer 538	\$ 31,363.33	\$ 31,485.66	0.39%	\$ 3,015.02	\$ 3,166.67	5.03%
MGS-S Customer 539	\$ 33,490.16	\$ 33,621.19	0.39%	\$ 3,409.48	\$ 3,566.80	4.61%
MGS-S Customer 540	\$ 38,883.86	\$ 39,018.89	0.35%	\$ 3,591.41	\$ 3,751.37	4.45%
MGS-S Customer 541	\$ 31,488.91	\$ 31,616.26	0.40%	\$ 3,242.33	\$ 3,397.24	4.78%
MGS-S Customer 542	\$ 42,288.34	\$ 42,433.06	0.34%	\$ 4,030.85	\$ 4,197.11	4.12%
MGS-S Customer 543	\$ 52,312.94	\$ 52,454.42	0.27%	\$ 3,882.87	\$ 4,046.97	4.23%
MGS-S Customer 544	\$ 50,455.15	\$ 50,598.02	0.28%	\$ 3,948.68	\$ 4,113.88	4.18%
MGS-S Customer 545	\$ 32,821.70	\$ 32,952.57	0.40%	\$ 3,402.60	\$ 3,559.83	4.62%
MGS-S Customer 546	\$ 25,935.77	\$ 26,050.50	0.44%	\$ 2,670.77	\$ 2,817.52	5.49%
MGS-S Customer 547	\$ 38,043.57	\$ 38,182.87	0.37%	\$ 3,784.52	\$ 3,947.21	4.30%
MGS-S Customer 548	\$ 39,422.65	\$ 39,560.35	0.35%	\$ 3,711.71	\$ 3,873.37	4.36%
MGS-S Customer 549	\$ 40,136.49	\$ 40,267.27	0.33%	\$ 3,398.56	\$ 3,555.77	4.63%
MGS-S Customer 550	\$ 50,460.64	\$ 50,607.13	0.29%	\$ 4,110.71	\$ 4,278.12	4.07%
MGS-S Customer 551	\$ 56,945.92	\$ 57,100.34	0.27%	\$ 4,469.63	\$ 4,642.14	3.86%
MGS-S Customer 552	\$ 25,919.71	\$ 26,034.28	0.44%	\$ 2,663.32	\$ 2,809.98	5.51%
MGS-S Customer 553	\$ 61,029.44	\$ 61,192.90	0.27%	\$ 4,879.58	\$ 5,057.95	3.66%
MGS-S Customer 554	\$ 42,220.99	\$ 42,356.61	0.32%	\$ 3,616.56	\$ 3,776.79	4.43%
MGS-S Customer 555	\$ 34,073.45	\$ 34,198.11	0.37%	\$ 3,120.71	\$ 3,273.90	4.91%
MGS-S Customer 556	\$ 34,629.75	\$ 34,763.17	0.39%	\$ 3,517.77	\$ 3,676.64	4.52%
MGS-S Customer 557	\$ 1,952.97	\$ 2,028.17	3.85%	\$ 877.97	\$ 999.02	13.79%

Internal Use

Customer	Bundled 8/23 Prices	Bundled 1/24 Prices	Bundled % Difference	Distribution 1/24 Prices	Distribution 8/24 Prices	Distribution % Difference
MGS-S Customer 558	\$ 39,976.04	\$ 40,110.79	0.34%	\$ 3,578.58	\$ 3,738.35	4.46%
MGS-S Customer 559	\$ 44,414.79	\$ 44,553.78	0.31%	\$ 3,771.18	\$ 3,933.72	4.31%
MGS-S Customer 560	\$ 35,803.90	\$ 35,939.13	0.38%	\$ 3,599.60	\$ 3,759.62	4.45%
MGS-S Customer 561	\$ 40,369.33	\$ 40,512.15	0.35%	\$ 3,943.85	\$ 4,108.82	4.18%
MGS-S Customer 562	\$ 31,149.59	\$ 31,271.68	0.39%	\$ 3,004.91	\$ 3,156.51	5.05%
MGS-S Customer 563	\$ 67,332.61	\$ 67,496.07	0.24%	\$ 4,880.34	\$ 5,058.77	3.66%
MGS-S Customer 564	\$ 51,238.00	\$ 51,377.88	0.27%	\$ 3,811.14	\$ 3,974.24	4.28%
MGS-S Customer 565	\$ 25,805.00	\$ 25,922.87	0.46%	\$ 2,813.20	\$ 2,962.01	5.29%
MGS-S Customer 566	\$ 44,158.38	\$ 44,290.87	0.30%	\$ 3,475.69	\$ 3,633.96	4.55%
MGS-S Customer 567	\$ 52,063.30	\$ 52,205.61	0.27%	\$ 3,920.93	\$ 4,085.61	4.20%
MGS-S Customer 568	\$ 41,299.83	\$ 41,433.12	0.32%	\$ 3,513.13	\$ 3,672.00	4.52%
MGS-S Customer 569	\$ 8,724.10	\$ 8,816.66	1.06%	\$ 1,665.62	\$ 1,798.00	7.95%
MGS-S Customer 570	\$ 29,164.79	\$ 29,283.61	0.41%	\$ 2,855.59	\$ 3,004.97	5.23%
MGS-S Customer 571	\$ 41,209.72	\$ 41,349.62	0.34%	\$ 3,812.09	\$ 3,975.21	4.28%
MGS-S Customer 572	\$ 36,262.02	\$ 36,392.07	0.36%	\$ 3,365.05	\$ 3,521.72	4.66%
MGS-S Customer 573	\$ 35,881.75	\$ 36,016.84	0.38%	\$ 3,593.66	\$ 3,753.62	4.45%
MGS-S Customer 574	\$ 39,007.09	\$ 39,141.92	0.35%	\$ 3,583.37	\$ 3,743.30	4.46%
MGS-S Customer 575	\$ 38,019.33	\$ 38,154.74	0.36%	\$ 3,607.98	\$ 3,768.13	4.44%
MGS-S Customer 576	\$ 30,888.55	\$ 31,014.74	0.41%	\$ 3,190.18	\$ 3,344.39	4.83%
MGS-S Customer 577	\$ 36,844.16	\$ 36,974.81	0.35%	\$ 3,392.18	\$ 3,549.27	4.63%
MGS-S Customer 578	\$ 3,542.77	\$ 3,627.08	2.38%	\$ 1,291.31	\$ 1,418.31	9.83%
MGS-S Customer 579	\$ 31,505.18	\$ 31,632.68	0.40%	\$ 3,249.28	\$ 3,404.30	4.77%
MGS-S Customer 580	\$ 28,870.00	\$ 28,990.91	0.42%	\$ 2,950.53	\$ 3,101.27	5.11%
MGS-S Customer 581	\$ 32,901.44	\$ 33,036.04	0.41%	\$ 3,571.79	\$ 3,731.48	4.47%
MGS-S Customer 582	\$ 47,546.61	\$ 47,684.43	0.29%	\$ 3,716.80	\$ 3,878.51	4.35%
MGS-S Customer 583	\$ 45,413.17	\$ 45,556.45	0.32%	\$ 3,965.31	\$ 4,130.61	4.17%
MGS-S Customer 584	\$ 29,165.31	\$ 29,291.42	0.43%	\$ 3,186.85	\$ 3,341.00	4.84%
MGS-S Customer 585	\$ 23,627.22	\$ 23,729.91	0.43%	\$ 2,712.33	\$ 2,834.49	4.50%
MGS-S Customer 586	\$ 11,274.36	\$ 11,377.98	0.92%	\$ 2,754.26	\$ 2,876.96	4.45%
MGS-S Customer 587	\$ 10,102.38	\$ 10,178.45	0.75%	\$ 1,506.18	\$ 1,611.10	6.97%
MGS-S Customer 588	\$ 40,982.58	\$ 41,128.11	0.36%	\$ 4,066.18	\$ 4,232.87	4.10%
MGS-S Customer 589	\$ 13,269.82	\$ 13,366.32	0.73%	\$ 1,843.26	\$ 1,978.11	7.32%
MGS-S Customer 590	\$ 39,453.26	\$ 39,596.12	0.36%	\$ 3,945.01	\$ 4,109.94	4.18%
MGS-S Customer 591	\$ 24,116.36	\$ 24,244.54	0.53%	\$ 3,280.24	\$ 3,435.70	4.74%
MGS-S Customer 592	\$ 8,039.41	\$ 8,112.36	0.91%	\$ 1,362.29	\$ 1,464.97	7.54%
MGS-S Customer 593	\$ 15,477.01	\$ 15,578.97	0.66%	\$ 2,091.20	\$ 2,229.62	6.62%
MGS-S Customer 594	\$ 7,710.22	\$ 7,778.08	0.88%	\$ 1,134.52	\$ 1,234.15	8.78%
MGS-S Customer 595	\$ 20,767.92	\$ 20,867.95	0.48%	\$ 2,588.69	\$ 2,708.88	4.64%
MGS-S Customer 596	\$ 21,011.70	\$ 21,123.80	0.53%	\$ 2,551.66	\$ 2,696.72	5.68%
MGS-S Customer 597	\$ 24,344.68	\$ 24,445.12	0.41%	\$ 2,610.43	\$ 2,731.13	4.62%

Internal Use

Customer	Bundled 8/23 Prices	Bundled 1/24 Prices	Bundled % Difference	Distribution 1/24 Prices	Distribution 8/24 Prices	Distribution % Difference
MGS-S Customer 598	\$ 4,462.86	\$ 4,541.37	1.76%	\$ 1,028.71	\$ 1,151.95	11.98%
MGS-S Customer 599	\$ 10,878.92	\$ 10,950.88	0.66%	\$ 1,318.17	\$ 1,420.28	7.75%
MGS-S Customer 600	\$ 117,923.85	\$ 118,248.50	0.28%	\$ 12,145.16	\$ 12,439.51	2.42%
MGS-S Customer 601	\$ 20,775.32	\$ 20,894.60	0.57%	\$ 2,876.66	\$ 3,026.35	5.20%
MGS-S Customer 602	\$ 47,364.49	\$ 47,531.58	0.35%	\$ 5,048.57	\$ 5,229.67	3.59%
MGS-S Customer 603	\$ 9,513.81	\$ 9,588.47	0.78%	\$ 1,443.02	\$ 1,547.07	7.21%
MGS-S Customer 604	\$ 22,459.10	\$ 22,582.31	0.55%	\$ 3,054.93	\$ 3,207.16	4.98%
MGS-S Customer 605	\$ 14,412.49	\$ 14,515.09	0.71%	\$ 2,120.55	\$ 2,259.41	6.55%
MGS-S Customer 606	\$ 12,012.03	\$ 12,066.75	0.46%	\$ 538.56	\$ 629.64	16.91%
MGS-S Customer 607	\$ 14,183.95	\$ 14,300.27	0.82%	\$ 2,742.68	\$ 2,890.47	5.39%
MGS-S Customer 608	\$ 8,193.32	\$ 8,284.95	1.12%	\$ 1,623.82	\$ 1,755.60	8.12%
MGS-S Customer 609	\$ 13,927.04	\$ 14,028.70	0.73%	\$ 2,078.18	\$ 2,216.45	6.65%
MGS-S Customer 610	\$ 10,178.39	\$ 10,275.82	0.96%	\$ 1,886.30	\$ 2,021.83	7.18%
MGS-S Customer 611	\$ 28,030.47	\$ 28,179.36	0.53%	\$ 4,212.02	\$ 4,380.36	4.00%
MGS-S Customer 612	\$ 9,060.78	\$ 9,160.28	1.10%	\$ 1,980.10	\$ 2,116.96	6.91%
MGS-S Customer 613	\$ 46,485.65	\$ 46,642.34	0.34%	\$ 4,571.15	\$ 4,744.99	3.80%
MGS-S Customer 614	\$ 29,195.16	\$ 29,306.36	0.38%	\$ 2,505.29	\$ 2,649.29	5.75%
MGS-S Customer 615	\$ 13,377.34	\$ 13,460.95	0.63%	\$ 1,848.27	\$ 1,958.12	5.94%
MGS-S Customer 616	\$ 687.32	\$ 758.68	10.38%	\$ 704.62	\$ 823.23	16.83%
MGS-S Customer 617	\$ 51,226.41	\$ 51,355.17	0.25%	\$ 3,893.00	\$ 4,031.96	3.57%
MGS-S Customer 618	\$ 17,929.38	\$ 18,028.89	0.56%	\$ 1,980.92	\$ 2,117.80	6.91%
MGS-S Customer 619	\$ 57,580.82	\$ 57,769.71	0.33%	\$ 6,030.15	\$ 6,224.86	3.23%
MGS-S Customer 620	\$ 2,496.40	\$ 2,576.08	3.19%	\$ 1,080.14	\$ 1,204.18	11.48%
MGS-S Customer 621	\$ 26,876.83	\$ 26,978.19	0.38%	\$ 2,067.61	\$ 2,205.95	6.69%
MGS-S Customer 622	\$ 1,633.64	\$ 1,704.92	4.36%	\$ 701.04	\$ 819.60	16.91%
MGS-S Customer 623	\$ 8,280.73	\$ 8,375.83	1.15%	\$ 1,781.57	\$ 1,915.65	7.53%
MGS-S Customer 624	\$ 27,876.29	\$ 27,996.58	0.43%	\$ 2,923.49	\$ 3,073.92	5.15%
MGS-S Customer 625	\$ 29,124.83	\$ 29,255.62	0.45%	\$ 3,400.65	\$ 3,557.98	4.63%
MGS-S Customer 626	\$ 21,769.29	\$ 21,874.97	0.49%	\$ 2,260.60	\$ 2,401.50	6.23%
MGS-S Customer 627	\$ 8,347.39	\$ 8,431.97	1.01%	\$ 1,301.61	\$ 1,428.63	9.76%
MGS-S Customer 628	\$ 11,963.66	\$ 12,041.77	0.65%	\$ 1,598.68	\$ 1,704.93	6.65%
MGS-S Customer 629	\$ 17,488.34	\$ 17,619.17	0.75%	\$ 3,286.33	\$ 3,477.55	5.82%
MGS-S Customer 630	\$ 20,735.14	\$ 20,838.97	0.50%	\$ 2,176.77	\$ 2,316.48	6.42%
MGS-S Customer 631	\$ 17,479.47	\$ 17,594.86	0.66%	\$ 2,702.40	\$ 2,849.75	5.45%
MGS-S Customer 632	\$ 207,458.68	\$ 207,968.63	0.25%	\$ 20,578.38	\$ 20,980.93	1.96%
MGS-S Customer 633	\$ 27,008.28	\$ 27,119.07	0.41%	\$ 3,078.83	\$ 3,206.17	4.14%
MGS-S Customer 634	\$ 20,685.02	\$ 20,814.98	0.63%	\$ 3,362.58	\$ 3,519.34	4.66%
MGS-S Customer 635	\$ 38,516.68	\$ 38,651.97	0.35%	\$ 3,601.65	\$ 3,761.67	4.44%
MGS-S Customer 636	\$ 36,395.22	\$ 36,550.82	0.43%	\$ 4,523.82	\$ 4,699.01	3.87%
MGS-S Customer 637	\$ 9,536.84	\$ 9,593.25	0.59%	\$ 615.05	\$ 707.21	14.98%

Internal Use

Customer	Bundled 8/23 Prices	Bundled 1/24 Prices	Bundled % Difference	Distribution 1/24 Prices	Distribution 8/24 Prices	Distribution % Difference
MGS-S Customer 638	\$ 11,506.91	\$ 11,616.06	0.95%	\$ 2,417.82	\$ 2,560.95	5.92%
MGS-S Customer 639	\$ 34,606.86	\$ 34,737.33	0.38%	\$ 3,382.22	\$ 3,539.00	4.64%
MGS-S Customer 640	\$ 9,855.58	\$ 9,952.40	0.98%	\$ 1,859.41	\$ 1,994.60	7.27%
MGS-S Customer 641	\$ 35,797.97	\$ 35,933.54	0.38%	\$ 3,615.93	\$ 3,776.26	4.43%
MGS-S Customer 642	\$ 81,368.61	\$ 81,585.03	0.27%	\$ 7,278.99	\$ 7,491.62	2.92%
MGS-S Customer 643	\$ 53,078.56	\$ 53,244.93	0.31%	\$ 5,009.74	\$ 5,189.84	3.59%
MGS-S Customer 644	\$ 33,032.56	\$ 33,154.44	0.37%	\$ 3,582.31	\$ 3,716.93	3.76%
MGS-S Customer 645	\$ 34,106.99	\$ 34,243.78	0.40%	\$ 3,671.69	\$ 3,832.84	4.39%
MGS-S Customer 646	\$ 29,765.23	\$ 29,876.57	0.37%	\$ 3,105.16	\$ 3,232.99	4.12%
MGS-S Customer 647	\$ 37,650.23	\$ 37,748.87	0.26%	\$ 2,535.58	\$ 2,655.69	4.74%
MGS-S Customer 648	\$ 7,142.22	\$ 7,232.72	1.27%	\$ 1,573.12	\$ 1,704.24	8.34%
MGS-S Customer 649	\$ 23,653.08	\$ 23,784.01	0.55%	\$ 3,406.65	\$ 3,564.07	4.62%
MGS-S Customer 650	\$ 48,830.90	\$ 49,061.01	0.47%	\$ 7,894.65	\$ 8,115.75	2.80%
MGS-S Customer 651	\$ 7,233.68	\$ 7,325.22	1.27%	\$ 1,619.60	\$ 1,751.32	8.13%
MGS-S Customer 652	\$ 10,751.41	\$ 10,844.74	0.87%	\$ 1,702.30	\$ 1,835.30	7.81%
MGS-S Customer 653	\$ 12,766.74	\$ 12,846.42	0.62%	\$ 1,670.37	\$ 1,777.69	6.42%
MGS-S Customer 654	\$ 16,715.75	\$ 16,797.69	0.49%	\$ 1,772.18	\$ 1,880.89	6.13%
MGS-S Customer 655	\$ 32,375.51	\$ 32,500.24	0.39%	\$ 3,122.48	\$ 3,275.60	4.90%
MGS-S Customer 656	\$ 13,524.76	\$ 13,627.01	0.76%	\$ 2,105.67	\$ 2,244.39	6.59%
MGS-S Customer 657	\$ 25,701.55	\$ 25,822.12	0.47%	\$ 2,935.90	\$ 3,086.50	5.13%
MGS-S Customer 658	\$ 92,462.84	\$ 92,704.46	0.26%	\$ 8,426.74	\$ 8,656.17	2.72%
MGS-S Customer 659	\$ 20,632.51	\$ 20,721.34	0.43%	\$ 2,084.59	\$ 2,197.79	5.43%
MGS-S Customer 660	\$ 33,190.19	\$ 33,298.97	0.33%	\$ 2,988.69	\$ 3,114.79	4.22%
MGS-S Customer 661	\$ 44,452.03	\$ 44,587.18	0.30%	\$ 4,188.74	\$ 4,332.35	3.43%
MGS-S Customer 662	\$ 31,665.58	\$ 31,771.49	0.33%	\$ 2,858.80	\$ 2,983.06	4.35%
MGS-S Customer 663	\$ 1,407.28	\$ 1,480.85	5.23%	\$ 804.76	\$ 924.78	14.91%
MGS-S Customer 664	\$ 18,273.72	\$ 18,377.61	0.57%	\$ 2,179.86	\$ 2,319.63	6.41%
MGS-S Customer 665	\$ 2,674.37	\$ 2,745.65	2.67%	\$ 701.04	\$ 819.60	16.91%
MGS-S Customer 666	\$ 7,792.68	\$ 7,878.85	1.11%	\$ 1,376.21	\$ 1,504.45	9.32%
MGS-S Customer 667	\$ 21,614.37	\$ 21,726.03	0.52%	\$ 2,532.15	\$ 2,676.98	5.72%
MGS-S Customer 668	\$ 27,176.41	\$ 27,304.40	0.47%	\$ 3,274.39	\$ 3,429.97	4.75%
MGS-S Customer 669	\$ 8,148.46	\$ 8,241.60	1.14%	\$ 1,690.72	\$ 1,823.38	7.85%
MGS-S Customer 670	\$ 637.34	\$ 708.62	11.18%	\$ 701.04	\$ 819.60	16.91%
MGS-S Customer 671	\$ 21,756.11	\$ 21,870.21	0.52%	\$ 2,642.74	\$ 2,789.16	5.54%
MGS-S Customer 672	\$ 27,018.23	\$ 27,140.71	0.45%	\$ 3,022.55	\$ 3,174.37	5.02%
MGS-S Customer 673	\$ 5,516.51	\$ 5,571.54	1.00%	\$ 552.66	\$ 643.94	16.52%
MGS-S Customer 674	\$ 154,660.57	\$ 155,023.84	0.23%	\$ 13,928.07	\$ 14,235.35	2.21%
MGS-S Customer 675	\$ 10,764.21	\$ 10,863.54	0.92%	\$ 1,972.40	\$ 2,109.13	6.93%
MGS-S Customer 676	\$ 8,537.56	\$ 8,608.84	0.83%	\$ 701.04	\$ 819.60	16.91%
MGS-S Customer 677	\$ 10,072.97	\$ 10,151.20	0.78%	\$ 1,603.93	\$ 1,710.26	6.63%

Customer	Bundled 8/23 Prices	Bundled 1/24 Prices	Bundled % Difference	Distribution 1/24 Prices	Distribution 8/24 Prices	Distribution % Difference
MGS-S Customer 678	\$ 20,101.04	\$ 20,192.49	0.45%	\$ 2,203.09	\$ 2,317.98	5.21%
MGS-S Customer 679	\$ 34,705.51	\$ 34,848.27	0.41%	\$ 3,930.74	\$ 4,094.79	4.17%
MGS-S Customer 680	\$ 10,632.61	\$ 10,698.57	0.62%	\$ 1,046.30	\$ 1,144.53	9.39%
MGS-S Customer 681	\$ 29,251.84	\$ 29,378.64	0.43%	\$ 3,217.69	\$ 3,372.27	4.80%
MGS-S Customer 682	\$ 71,550.85	\$ 71,751.72	0.28%	\$ 6,570.31	\$ 6,772.53	3.08%
MGS-S Customer 683	\$ 86,399.62	\$ 86,863.88	0.54%	\$ 17,896.02	\$ 18,458.98	3.15%
MGS-S Customer 684	\$ 19,710.58	\$ 19,801.09	0.46%	\$ 2,159.32	\$ 2,273.49	5.29%
MGS-S Customer 685	\$ 84,441.64	\$ 84,658.23	0.26%	\$ 7,282.33	\$ 7,494.71	2.92%
MGS-S Customer 686	\$ 184,085.55	\$ 184,237.38	0.08%	\$ 4,340.67	\$ 4,510.49	3.91%
MGS-S Customer 687	\$ 10,492.65	\$ 10,571.41	0.75%	\$ 1,627.55	\$ 1,734.19	6.55%
MGS-S Customer 688	\$ 24,464.23	\$ 24,593.32	0.53%	\$ 3,320.21	\$ 3,476.17	4.70%
MGS-S Customer 689	\$ 8,827.06	\$ 8,933.62	1.21%	\$ 2,299.16	\$ 2,440.53	6.15%
MGS-S Customer 690	\$ 37,281.70	\$ 37,435.48	0.41%	\$ 4,441.16	\$ 4,613.28	3.88%
MGS-S Customer 691	\$ 39,953.55	\$ 40,090.16	0.34%	\$ 4,248.91	\$ 4,392.98	3.39%
MGS-S Customer 692	\$ 18,042.83	\$ 18,128.63	0.48%	\$ 1,946.85	\$ 2,058.04	5.71%
MGS-S Customer 693	\$ 26,084.30	\$ 26,180.26	0.37%	\$ 2,407.88	\$ 2,525.70	4.89%
MGS-S Customer 694	\$ 9,352.37	\$ 9,428.24	0.81%	\$ 908.69	\$ 1,030.17	13.37%
MGS-S Customer 695	\$ 9,682.10	\$ 9,784.94	1.06%	\$ 2,132.23	\$ 2,271.33	6.52%
MGS-S Customer 696	\$ 16,152.30	\$ 16,207.02	0.34%	\$ 538.56	\$ 629.64	16.91%
MGS-S Customer 697	\$ 6,470.79	\$ 6,541.72	1.10%	\$ 1,275.51	\$ 1,377.27	7.98%
MGS-S Customer 698	\$ 8,917.83	\$ 8,995.23	0.87%	\$ 1,563.57	\$ 1,669.09	6.75%
MGS-S Customer 699	\$ 11,393.01	\$ 11,461.08	0.60%	\$ 1,144.07	\$ 1,243.87	8.72%
MGS-S Customer 700	\$ 59,890.22	\$ 60,046.88	0.26%	\$ 5,158.92	\$ 5,316.08	3.05%
MGS-S Customer 701	\$ 87,809.34	\$ 88,036.50	0.26%	\$ 8,354.44	\$ 8,557.32	2.43%
MGS-S Customer 702	\$ 5,713.58	\$ 5,820.29	1.87%	\$ 2,305.85	\$ 2,447.29	6.13%
MGS-S Customer 703	\$ 12,118.09	\$ 12,183.56	0.54%	\$ 1,023.88	\$ 1,121.80	9.56%
MGS-S Customer 704	\$ 7,162.99	\$ 7,229.49	0.93%	\$ 1,070.65	\$ 1,169.22	9.21%
MGS-S Customer 705	\$ 19,589.65	\$ 19,676.97	0.45%	\$ 2,014.94	\$ 2,127.05	5.56%
MGS-S Customer 706	\$ 29,264.71	\$ 29,429.47	0.56%	\$ 4,938.67	\$ 5,117.92	3.63%
MGS-S Customer 707	\$ 27,148.11	\$ 27,258.96	0.41%	\$ 3,082.31	\$ 3,209.74	4.13%
MGS-S Customer 708	\$ 17,152.98	\$ 17,235.50	0.48%	\$ 1,208.92	\$ 1,334.64	10.40%
MGS-S Customer 709	\$ 6,217.98	\$ 6,294.44	1.23%	\$ 1,524.79	\$ 1,630.04	6.90%
MGS-S Customer 710	\$ 15,778.90	\$ 15,877.54	0.63%	\$ 1,940.14	\$ 2,076.36	7.02%
MGS-S Customer 711	\$ 39,671.20	\$ 39,889.52	0.55%	\$ 7,361.10	\$ 7,574.63	2.90%
MGS-S Customer 712	\$ 59,714.60	\$ 59,911.50	0.33%	\$ 6,393.92	\$ 6,593.85	3.13%
MGS-S Customer 713	\$ 14,622.17	\$ 14,724.79	0.70%	\$ 2,122.78	\$ 2,261.77	6.55%
MGS-S Customer 714	\$ 1,490.52	\$ 1,566.01	5.06%	\$ 891.49	\$ 1,012.73	13.60%
MGS-S Customer 715	\$ 629.76	\$ 701.04	11.32%	\$ 701.04	\$ 819.60	16.91%
MGS-S Customer 716	\$ 29,820.21	\$ 29,920.45	0.34%	\$ 2,602.04	\$ 2,722.64	4.63%
MGS-S Customer 717	\$ 14,974.78	\$ 15,085.98	0.74%	\$ 2,510.03	\$ 2,654.45	5.75%

Internal Use

Customer	Bundled 8/23 Prices	Bundled 1/24 Prices	Bundled % Difference	Distribution 1/24 Prices	Distribution 8/24 Prices	Distribution % Difference
MGS-S Customer 718	\$ 103,810.07	\$ 104,090.18	0.27%	\$ 10,162.56	\$ 10,416.20	2.50%
MGS-S Customer 719	\$ 13,061.53	\$ 13,166.55	0.80%	\$ 2,230.36	\$ 2,370.80	6.30%
MGS-S Customer 720	\$ 12,344.45	\$ 12,418.76	0.60%	\$ 1,423.72	\$ 1,527.26	7.27%
MGS-S Customer 721	\$ 5,843.26	\$ 5,902.19	1.01%	\$ 728.81	\$ 822.57	12.86%
MGS-S Customer 722	\$ 16,682.33	\$ 16,791.13	0.65%	\$ 2,401.07	\$ 2,543.92	5.95%
MGS-S Customer 723	\$ 25,839.27	\$ 25,955.91	0.45%	\$ 2,757.09	\$ 2,905.07	5.37%
MGS-S Customer 724	\$ 8,586.08	\$ 8,674.98	1.04%	\$ 1,502.42	\$ 1,632.65	8.67%
MGS-S Customer 725	\$ 17,036.74	\$ 17,136.53	0.59%	\$ 1,992.51	\$ 2,129.48	6.87%
MGS-S Customer 726	\$ 40,772.63	\$ 40,929.40	0.38%	\$ 4,587.97	\$ 4,762.97	3.81%
MGS-S Customer 727	\$ 11,935.07	\$ 12,032.89	0.82%	\$ 1,904.82	\$ 2,040.64	7.13%
MGS-S Customer 728	\$ 20,667.11	\$ 20,788.50	0.59%	\$ 2,973.37	\$ 3,124.53	5.08%
MGS-S Customer 729	\$ 13,286.90	\$ 13,358.25	0.54%	\$ 1,293.14	\$ 1,395.08	7.88%
MGS-S Customer 730	\$ 13,137.63	\$ 13,224.81	0.66%	\$ 2,010.84	\$ 2,123.07	5.58%
MGS-S Customer 731	\$ 15,204.22	\$ 15,304.92	0.66%	\$ 2,034.63	\$ 2,172.29	6.77%
MGS-S Customer 732	\$ 15,791.87	\$ 15,894.19	0.65%	\$ 2,108.29	\$ 2,247.01	6.58%
MGS-S Customer 733	\$ 14,685.80	\$ 14,786.43	0.69%	\$ 2,031.59	\$ 2,169.20	6.77%
MGS-S Customer 734	\$ 46,769.36	\$ 46,904.12	0.29%	\$ 4,164.76	\$ 4,307.62	3.43%
MGS-S Customer 735	\$ 19,774.63	\$ 19,872.45	0.49%	\$ 2,491.37	\$ 2,610.35	4.78%
MGS-S Customer 736	\$ 12,872.86	\$ 12,935.81	0.49%	\$ 910.98	\$ 1,007.35	10.58%
MGS-S Customer 737	\$ 16,189.17	\$ 16,276.98	0.54%	\$ 2,038.45	\$ 2,151.00	5.52%
MGS-S Customer 738	\$ 15,698.20	\$ 15,782.56	0.54%	\$ 1,295.02	\$ 1,422.16	9.82%
MGS-S Customer 739	\$ 53,512.12	\$ 53,710.68	0.37%	\$ 6,467.87	\$ 6,668.80	3.11%
MGS-S Customer 740	\$ 18,167.08	\$ 18,260.88	0.52%	\$ 2,310.66	\$ 2,427.13	5.04%
MGS-S Customer 741	\$ 14,458.83	\$ 14,545.53	0.60%	\$ 1,988.56	\$ 2,100.42	5.63%
MGS-S Customer 742	\$ 25,959.04	\$ 26,056.82	0.38%	\$ 2,490.21	\$ 2,609.20	4.78%
MGS-S Customer 743	\$ 1,944.28	\$ 2,018.50	3.82%	\$ 833.84	\$ 954.27	14.44%
MGS-S Customer 744	\$ 42,396.02	\$ 42,572.58	0.42%	\$ 5,469.53	\$ 5,656.07	3.41%
MGS-S Customer 745	\$ 31,795.96	\$ 31,935.30	0.44%	\$ 3,786.43	\$ 3,949.15	4.30%
MGS-S Customer 746	\$ 14,502.66	\$ 14,586.34	0.58%	\$ 1,851.10	\$ 1,960.95	5.93%
MGS-S Customer 747	\$ 17,769.55	\$ 17,857.56	0.50%	\$ 2,048.49	\$ 2,161.24	5.50%
MGS-S Customer 748	\$ 53,604.68	\$ 53,751.84	0.27%	\$ 4,727.24	\$ 4,878.15	3.19%
MGS-S Customer 749	\$ 30,416.87	\$ 30,532.10	0.38%	\$ 2,690.68	\$ 2,837.55	5.46%
MGS-S Customer 750	\$ 9,354.66	\$ 9,433.20	0.84%	\$ 1,618.82	\$ 1,725.40	6.58%
MGS-S Customer 751	\$ 119,253.65	\$ 119,696.72	0.37%	\$ 17,049.31	\$ 17,562.22	3.01%
MGS-S Customer 752	\$ 55,183.23	\$ 55,361.47	0.32%	\$ 6,138.41	\$ 6,309.67	2.79%
MGS-S Customer 753	\$ 40,427.61	\$ 40,570.57	0.35%	\$ 4,538.27	\$ 4,686.58	3.27%
MGS-S Customer 754	\$ 5,388.39	\$ 5,471.93	1.55%	\$ 1,256.37	\$ 1,382.84	10.07%
MGS-S Customer 755	\$ 3,791.59	\$ 3,872.17	2.13%	\$ 1,122.03	\$ 1,246.75	11.12%
MGS-S Customer 756	\$ 7,831.85	\$ 7,900.82	0.88%	\$ 1,183.56	\$ 1,283.83	8.47%
MGS-S Customer 757	\$ 43,370.51	\$ 43,521.04	0.35%	\$ 4,293.18	\$ 4,463.13	3.96%

Internal Use

Customer	Bundled 8/23 Prices	Bundled 1/24 Prices	Bundled % Difference	Distribution 1/24 Prices	Distribution 8/24 Prices	Distribution % Difference
MGS-S Customer 758	\$ 36,093.54	\$ 36,241.63	0.41%	\$ 4,186.98	\$ 4,355.74	4.03%
MGS-S Customer 759	\$ 11,547.43	\$ 11,621.49	0.64%	\$ 1,414.79	\$ 1,518.38	7.32%
MGS-S Customer 760	\$ 9,952.52	\$ 10,048.82	0.97%	\$ 1,833.89	\$ 1,968.59	7.35%
MGS-S Customer 761	\$ 10,530.34	\$ 10,616.35	0.82%	\$ 1,962.60	\$ 2,074.48	5.70%
MGS-S Customer 762	\$ 7,416.12	\$ 7,491.11	1.01%	\$ 1,461.23	\$ 1,565.79	7.16%
MGS-S Customer 763	\$ 6,871.14	\$ 6,946.67	1.10%	\$ 1,485.97	\$ 1,590.91	7.06%
MGS-S Customer 764	\$ 6,161.71	\$ 6,236.38	1.21%	\$ 1,446.78	\$ 1,551.13	7.21%
MGS-S Customer 765	\$ 9,318.16	\$ 9,397.90	0.86%	\$ 1,676.66	\$ 1,784.30	6.42%
MGS-S Customer 766	\$ 10,123.99	\$ 10,205.12	0.80%	\$ 1,739.82	\$ 1,848.38	6.24%
MGS-S Customer 767	\$ 17,047.97	\$ 17,174.10	0.74%	\$ 3,185.58	\$ 3,339.59	4.83%
MGS-S Customer 768	\$ 5,588.81	\$ 5,662.23	1.31%	\$ 1,387.53	\$ 1,490.85	7.45%
MGS-S Customer 769	\$ 11,057.19	\$ 11,141.49	0.76%	\$ 1,877.25	\$ 1,987.35	5.86%
MGS-S Customer 770	\$ 13,585.79	\$ 13,687.95	0.75%	\$ 2,098.71	\$ 2,237.13	6.60%
MGS-S Customer 771	\$ 72,249.49	\$ 72,571.09	0.45%	\$ 12,032.94	\$ 12,313.83	2.33%
MGS-S Customer 772	\$ 19,742.91	\$ 19,831.10	0.45%	\$ 2,056.43	\$ 2,169.26	5.49%
MGS-S Customer 773	\$ 9,375.39	\$ 9,440.48	0.69%	\$ 1,008.57	\$ 1,106.37	9.70%
MGS-S Customer 774	\$ 13,759.62	\$ 13,850.55	0.66%	\$ 1,591.62	\$ 1,722.90	8.25%
MGS-S Customer 775	\$ 32,026.19	\$ 32,137.69	0.35%	\$ 2,523.58	\$ 2,668.20	5.73%
MGS-S Customer 776	\$ 40,956.57	\$ 41,115.13	0.39%	\$ 4,660.67	\$ 4,836.13	3.76%
MGS-S Customer 777	\$ 6,247.94	\$ 6,329.62	1.31%	\$ 1,171.99	\$ 1,297.26	10.69%
MGS-S Customer 778	\$ 9,124.73	\$ 9,231.46	1.17%	\$ 2,288.23	\$ 2,433.72	6.36%
MGS-S Customer 779	\$ 2,986.68	\$ 3,061.73	2.51%	\$ 871.31	\$ 992.27	13.88%
MGS-S Customer 780	\$ 11,936.82	\$ 12,025.85	0.75%	\$ 1,504.33	\$ 1,634.30	8.64%
MGS-S Customer 781	\$ 2,399.23	\$ 2,475.44	3.18%	\$ 923.53	\$ 1,045.65	13.22%
MGS-S Customer 782	\$ 10,614.76	\$ 10,695.47	0.76%	\$ 1,130.49	\$ 1,255.32	11.04%
MGS-S Customer 783	\$ 10,283.33	\$ 10,358.26	0.73%	\$ 1,455.50	\$ 1,559.76	7.16%
MGS-S Customer 784	\$ 9,887.41	\$ 9,980.82	0.94%	\$ 1,705.19	\$ 1,838.18	7.80%
MGS-S Customer 785	\$ 22,405.10	\$ 22,529.86	0.56%	\$ 3,099.95	\$ 3,260.48	5.18%
MGS-S Customer 786	\$ 16,853.39	\$ 16,961.78	0.64%	\$ 2,383.77	\$ 2,526.44	5.99%
MGS-S Customer 787	\$ 21,958.37	\$ 22,079.96	0.55%	\$ 2,984.66	\$ 3,136.10	5.07%
MGS-S Customer 788	\$ 53,680.31	\$ 53,836.65	0.29%	\$ 4,556.76	\$ 4,730.51	3.81%
MGS-S Customer 789	\$ 49,785.95	\$ 49,919.29	0.27%	\$ 4,101.40	\$ 4,243.39	3.46%
MGS-S Customer 790	\$ 7,539.74	\$ 7,619.88	1.06%	\$ 1,690.20	\$ 1,797.72	6.36%
MGS-S Customer 791	\$ 86,664.46	\$ 86,876.51	0.24%	\$ 7,079.93	\$ 7,290.48	2.97%
MGS-S Customer 792	\$ 24,806.09	\$ 24,906.68	0.41%	\$ 2,617.04	\$ 2,737.81	4.61%
MGS-S Customer 793	\$ 23,876.78	\$ 23,998.56	0.51%	\$ 2,994.19	\$ 3,145.86	5.07%
MGS-S Customer 794	\$ 3,999.80	\$ 4,063.13	1.58%	\$ 927.81	\$ 1,024.37	10.41%
MGS-S Customer 795	\$ 224,220.66	\$ 224,669.77	0.20%	\$ 17,833.95	\$ 18,198.14	2.04%
MGS-S Customer 796	\$ 46,021.37	\$ 46,183.28	0.35%	\$ 4,811.58	\$ 4,989.13	3.69%
MGS-S Customer 797	\$ 55,747.98	\$ 55,923.22	0.31%	\$ 5,409.45	\$ 5,595.12	3.43%

Internal Use

Customer	Bundled 8/23 Prices	Bundled 1/24 Prices	Bundled % Difference	Distribution 1/24 Prices	Distribution 8/24 Prices	Distribution % Difference
MGS-S Customer 798	\$ 49,075.18	\$ 49,220.95	0.30%	\$ 4,077.36	\$ 4,244.23	4.09%
MGS-S Customer 799	\$ 13,860.67	\$ 13,958.47	0.71%	\$ 1,903.03	\$ 2,038.81	7.13%
MGS-S Customer 800	\$ 12,280.48	\$ 12,364.84	0.69%	\$ 1,881.97	\$ 1,992.28	5.86%
MGS-S Customer 801	\$ 46,129.49	\$ 46,285.06	0.34%	\$ 4,523.77	\$ 4,697.19	3.83%
MGS-S Customer 802	\$ 12,533.20	\$ 12,640.09	0.85%	\$ 2,314.18	\$ 2,455.76	6.12%
MGS-S Customer 803	\$ 12,776.22	\$ 12,852.02	0.59%	\$ 1,495.53	\$ 1,600.41	7.01%
MGS-S Customer 804	\$ 40,309.87	\$ 40,612.89	0.75%	\$ 11,212.34	\$ 11,481.79	2.40%
MGS-S Customer 805	\$ 14,662.16	\$ 14,733.44	0.49%	\$ 701.04	\$ 819.60	16.91%
MGS-S Customer 806	\$ 4,408.48	\$ 4,488.90	1.82%	\$ 1,114.89	\$ 1,239.36	11.16%
MGS-S Customer 807	\$ 30,111.52	\$ 30,239.65	0.43%	\$ 3,278.16	\$ 3,433.63	4.74%
MGS-S Customer 808	\$ 16,176.80	\$ 16,294.92	0.73%	\$ 2,822.33	\$ 2,971.11	5.27%
MGS-S Customer 809	\$ 19,673.64	\$ 19,784.94	0.57%	\$ 2,514.75	\$ 2,659.25	5.75%
MGS-S Customer 810	\$ 16,861.19	\$ 16,915.91	0.32%	\$ 538.56	\$ 629.64	16.91%
MGS-S Customer 811	\$ 16,982.30	\$ 17,086.42	0.61%	\$ 2,189.36	\$ 2,329.21	6.39%
MGS-S Customer 812	\$ 29,643.06	\$ 29,757.51	0.39%	\$ 3,244.55	\$ 3,374.26	4.00%
MGS-S Customer 813	\$ 23,091.73	\$ 23,204.97	0.49%	\$ 2,602.99	\$ 2,748.77	5.60%
MGS-S Customer 814	\$ 97,365.49	\$ 97,656.59	0.30%	\$ 10,622.49	\$ 10,893.46	2.55%
MGS-S Customer 815	\$ 24,781.04	\$ 24,901.58	0.49%	\$ 2,933.97	\$ 3,084.51	5.13%
MGS-S Customer 816	\$ 103,396.74	\$ 103,624.79	0.22%	\$ 7,804.94	\$ 8,025.03	2.82%
MGS-S Customer 817	\$ 7,573.46	\$ 7,660.20	1.15%	\$ 1,400.71	\$ 1,529.19	9.17%
MGS-S Customer 818	\$ 18,169.94	\$ 18,264.17	0.52%	\$ 1,740.91	\$ 1,874.31	7.66%
MGS-S Customer 819	\$ 9,363.45	\$ 9,446.22	0.88%	\$ 1,221.62	\$ 1,347.61	10.31%
MGS-S Customer 820	\$ 7,398.70	\$ 7,479.27	1.09%	\$ 1,121.51	\$ 1,246.04	11.10%
MGS-S Customer 821	\$ 19,566.52	\$ 19,671.10	0.53%	\$ 2,145.19	\$ 2,304.45	7.42%
MGS-S Customer 822	\$ 19,646.44	\$ 19,742.02	0.49%	\$ 2,389.63	\$ 2,507.14	4.92%
MGS-S Customer 823	\$ 6,220.02	\$ 6,304.92	1.36%	\$ 1,317.99	\$ 1,445.37	9.66%
MGS-S Customer 824	\$ 14,103.67	\$ 14,191.82	0.63%	\$ 2,054.50	\$ 2,167.32	5.49%
MGS-S Customer 825	\$ 15,070.55	\$ 15,146.88	0.51%	\$ 1,517.55	\$ 1,622.60	6.92%
MGS-S Customer 826	\$ 4,751.73	\$ 4,835.12	1.75%	\$ 1,248.14	\$ 1,374.40	10.12%
MGS-S Customer 827	\$ 34,438.34	\$ 34,556.19	0.34%	\$ 3,398.95	\$ 3,530.87	3.88%
MGS-S Customer 828	\$ 25,205.03	\$ 25,319.78	0.46%	\$ 2,671.04	\$ 2,817.75	5.49%
MGS-S Customer 829	\$ 27,291.45	\$ 27,390.44	0.36%	\$ 2,543.53	\$ 2,663.18	4.70%
MGS-S Customer 830	\$ 20,726.96	\$ 20,825.66	0.48%	\$ 2,531.54	\$ 2,651.10	4.72%
MGS-S Customer 831	\$ 23,274.37	\$ 23,390.88	0.50%	\$ 2,750.66	\$ 2,898.51	5.38%
MGS-S Customer 832	\$ 20,033.39	\$ 20,128.62	0.48%	\$ 2,374.65	\$ 2,491.99	4.94%
MGS-S Customer 833	\$ 66,748.20	\$ 66,906.70	0.24%	\$ 5,240.24	\$ 5,398.42	3.02%
MGS-S Customer 834	\$ 30,091.03	\$ 30,205.16	0.38%	\$ 3,230.60	\$ 3,360.12	4.01%
MGS-S Customer 835	\$ 18,513.92	\$ 18,620.57	0.58%	\$ 2,304.63	\$ 2,446.17	6.14%
MGS-S Customer 836	\$ 17,002.43	\$ 17,088.37	0.51%	\$ 1,953.75	\$ 2,065.07	5.70%
MGS-S Customer 837	\$ 11,730.24	\$ 11,809.25	0.67%	\$ 1,639.75	\$ 1,746.60	6.52%

Internal Use

Customer	Bundled 8/23 Prices	Bundled 1/24 Prices	Bundled % Difference	Distribution 1/24 Prices	Distribution 8/24 Prices	Distribution % Difference
MGS-S Customer 838	\$ 53,502.42	\$ 53,648.43	0.27%	\$ 4,087.65	\$ 4,254.61	4.08%
MGS-S Customer 839	\$ 24,459.35	\$ 24,632.14	0.71%	\$ 5,299.09	\$ 5,483.25	3.48%
MGS-S Customer 840	\$ 11,372.08	\$ 11,478.90	0.94%	\$ 2,312.05	\$ 2,453.65	6.12%
MGS-S Customer 841	\$ 108,978.71	\$ 109,370.99	0.36%	\$ 15,224.13	\$ 15,557.31	2.19%
MGS-S Customer 842	\$ 65,981.05	\$ 66,214.71	0.35%	\$ 8,055.64	\$ 8,279.37	2.78%
MGS-S Customer 843	\$ 14,396.27	\$ 14,476.83	0.56%	\$ 1,709.91	\$ 1,817.76	6.31%
MGS-S Customer 844	\$ 35,619.15	\$ 35,760.95	0.40%	\$ 3,897.66	\$ 4,061.97	4.22%
MGS-S Customer 845	\$ 12,855.03	\$ 12,949.25	0.73%	\$ 1,741.58	\$ 1,875.06	7.66%
MGS-S Customer 846	\$ 73,572.72	\$ 73,837.89	0.36%	\$ 9,522.88	\$ 9,770.01	2.60%
MGS-S Customer 847	\$ 11,737.54	\$ 11,852.49	0.98%	\$ 2,679.10	\$ 2,825.87	5.48%
MGS-S Customer 848	\$ 14,702.55	\$ 14,787.38	0.58%	\$ 1,901.03	\$ 2,011.45	5.81%
MGS-S Customer 849	\$ 11,479.87	\$ 11,574.12	0.82%	\$ 1,741.96	\$ 1,875.42	7.66%
MGS-S Customer 850	\$ 11,458.87	\$ 11,552.00	0.81%	\$ 1,688.68	\$ 1,821.15	7.84%
MGS-S Customer 851	\$ 35,747.45	\$ 35,972.67	0.63%	\$ 7,584.37	\$ 7,829.52	3.23%
MGS-S Customer 852	\$ 24,887.37	\$ 25,002.91	0.46%	\$ 2,707.80	\$ 2,855.12	5.44%
MGS-S Customer 853	\$ 27,093.57	\$ 27,202.98	0.40%	\$ 3,019.74	\$ 3,146.48	4.20%
MGS-S Customer 854	\$ 51,908.54	\$ 52,117.82	0.40%	\$ 6,957.86	\$ 7,166.07	2.99%
MGS-S Customer 855	\$ 33,207.63	\$ 33,308.53	0.30%	\$ 2,632.07	\$ 2,753.11	4.60%
MGS-S Customer 856	\$ 40,018.75	\$ 40,139.71	0.30%	\$ 3,539.66	\$ 3,673.59	3.78%
MGS-S Customer 857	\$ 20,536.37	\$ 20,657.59	0.59%	\$ 2,968.61	\$ 3,119.86	5.09%
MGS-S Customer 858	\$ 15,644.69	\$ 15,751.97	0.69%	\$ 2,331.72	\$ 2,473.54	6.08%
MGS-S Customer 859	\$ 12,039.53	\$ 12,122.84	0.69%	\$ 1,836.17	\$ 1,945.92	5.98%
MGS-S Customer 860	\$ 15,763.92	\$ 15,865.67	0.65%	\$ 2,083.23	\$ 2,221.63	6.64%
MGS-S Customer 861	\$ 10,767.20	\$ 10,843.77	0.71%	\$ 1,529.36	\$ 1,634.63	6.88%
MGS-S Customer 862	\$ 14,548.41	\$ 14,630.60	0.56%	\$ 1,785.13	\$ 1,894.15	6.11%
MGS-S Customer 863	\$ 10,420.93	\$ 10,511.91	0.87%	\$ 1,593.86	\$ 1,725.16	8.24%
MGS-S Customer 864	\$ 9,875.76	\$ 9,954.03	0.79%	\$ 1,606.80	\$ 1,713.23	6.62%
MGS-S Customer 865	\$ 17,448.40	\$ 17,539.59	0.52%	\$ 2,193.46	\$ 2,308.35	5.24%
MGS-S Customer 866	\$ 67,548.72	\$ 67,743.41	0.29%	\$ 6,294.91	\$ 6,493.53	3.16%
MGS-S Customer 867	\$ 10,403.79	\$ 10,486.91	0.80%	\$ 1,826.24	\$ 1,935.80	6.00%
MGS-S Customer 868	\$ 46,388.88	\$ 46,579.53	0.41%	\$ 6,111.64	\$ 6,307.64	3.21%
MGS-S Customer 869	\$ 7,818.71	\$ 7,892.18	0.94%	\$ 1,388.99	\$ 1,492.28	7.44%
MGS-S Customer 870	\$ 31,740.59	\$ 31,867.46	0.40%	\$ 3,224.83	\$ 3,379.79	4.81%
MGS-S Customer 871	\$ 7,539.76	\$ 7,618.15	1.04%	\$ 1,611.59	\$ 1,718.04	6.61%
MGS-S Customer 872	\$ 9,733.55	\$ 9,814.38	0.83%	\$ 1,724.31	\$ 1,832.53	6.28%
MGS-S Customer 873	\$ 22,670.14	\$ 22,769.28	0.44%	\$ 2,553.21	\$ 2,673.21	4.70%
MGS-S Customer 874	\$ 28,981.16	\$ 29,085.46	0.36%	\$ 2,785.41	\$ 2,908.62	4.42%
MGS-S Customer 875	\$ 8,877.44	\$ 8,955.52	0.88%	\$ 1,598.02	\$ 1,704.31	6.65%
MGS-S Customer 876	\$ 31,388.52	\$ 31,516.85	0.41%	\$ 3,288.23	\$ 3,443.91	4.73%
MGS-S Customer 877	\$ 9,528.70	\$ 9,618.22	0.94%	\$ 1,527.66	\$ 1,658.03	8.53%

Customer	Bundled 8/23 Prices	Bundled 1/24 Prices	Bundled % Difference	Distribution 1/24 Prices	Distribution 8/24 Prices	Distribution % Difference
MGS-S Customer 878	\$ 23,448.90	\$ 23,551.21	0.44%	\$ 2,695.05	\$ 2,816.96	4.52%
MGS-S Customer 879	\$ 7,974.64	\$ 8,063.88	1.12%	\$ 1,515.57	\$ 1,645.84	8.60%
MGS-S Customer 880	\$ 13,467.79	\$ 13,545.58	0.58%	\$ 1,584.08	\$ 1,690.09	6.69%
MGS-S Customer 881	\$ 9,597.23	\$ 9,694.53	1.01%	\$ 1,881.25	\$ 2,016.74	7.20%
MGS-S Customer 882	\$ 42,218.25	\$ 42,354.83	0.32%	\$ 4,247.52	\$ 4,391.58	3.39%
MGS-S Customer 883	\$ 21,578.32	\$ 21,651.69	0.34%	\$ 1,381.07	\$ 1,484.02	7.45%
MGS-S Customer 884	\$ 60,538.12	\$ 60,704.42	0.27%	\$ 5,593.27	\$ 5,756.47	2.92%
MGS-S Customer 885	\$ 33,731.50	\$ 33,843.39	0.33%	\$ 3,128.92	\$ 3,256.97	4.09%
MGS-S Customer 886	\$ 14,626.78	\$ 14,710.92	0.58%	\$ 1,870.94	\$ 1,981.01	5.88%
MGS-S Customer 887	\$ 19,455.27	\$ 19,579.48	0.64%	\$ 3,098.58	\$ 3,251.34	4.93%
MGS-S Customer 888	\$ 5,725.90	\$ 5,817.20	1.59%	\$ 1,607.62	\$ 1,739.10	8.18%
MGS-S Customer 889	\$ 12,539.73	\$ 12,620.61	0.64%	\$ 1,724.29	\$ 1,832.32	6.27%
MGS-S Customer 890	\$ 2,407.30	\$ 2,482.05	3.11%	\$ 858.04	\$ 978.81	14.08%
MGS-S Customer 891	\$ 10,535.58	\$ 10,634.68	0.94%	\$ 1,962.27	\$ 2,098.89	6.96%
MGS-S Customer 892	\$ 10,439.43	\$ 10,525.46	0.82%	\$ 1,371.62	\$ 1,499.91	9.35%
MGS-S Customer 893	\$ 9,280.09	\$ 9,353.24	0.79%	\$ 1,373.89	\$ 1,476.91	7.50%
MGS-S Customer 894	\$ 23,118.49	\$ 23,229.29	0.48%	\$ 2,491.88	\$ 2,636.04	5.79%
MGS-S Customer 895	\$ 29,956.26	\$ 30,078.29	0.41%	\$ 3,001.61	\$ 3,153.09	5.05%
MGS-S Customer 896	\$ 16,074.37	\$ 16,166.04	0.57%	\$ 2,212.38	\$ 2,327.34	5.20%
MGS-S Customer 897	\$ 38,238.06	\$ 38,404.43	0.44%	\$ 5,031.91	\$ 5,217.99	3.70%
MGS-S Customer 898	\$ 27,548.18	\$ 27,645.14	0.35%	\$ 2,453.11	\$ 2,571.58	4.83%
MGS-S Customer 899	\$ 8,189.09	\$ 8,278.04	1.09%	\$ 1,500.88	\$ 1,630.80	8.66%
MGS-S Customer 900	\$ 7,581.25	\$ 7,679.36	1.29%	\$ 1,916.52	\$ 2,052.42	7.09%
MGS-S Customer 901	\$ 8,407.22	\$ 8,477.48	0.84%	\$ 1,242.78	\$ 1,343.93	8.14%
MGS-S Customer 902	\$ 17,156.82	\$ 17,258.58	0.59%	\$ 2,669.35	\$ 2,790.84	4.55%
MGS-S Customer 903	\$ 38,888.65	\$ 39,062.48	0.45%	\$ 5,351.54	\$ 5,536.79	3.46%
MGS-S Customer 904	\$ 70,955.55	\$ 71,145.48	0.27%	\$ 6,077.68	\$ 6,273.07	3.21%
MGS-S Customer 905	\$ 73,800.99	\$ 73,989.48	0.26%	\$ 6,606.56	\$ 6,784.81	2.70%
MGS-S Customer 906	\$ 63,696.06	\$ 63,879.69	0.29%	\$ 5,791.83	\$ 5,983.10	3.30%
MGS-S Customer 907	\$ 10,453.58	\$ 10,534.28	0.77%	\$ 1,719.77	\$ 1,827.99	6.29%
MGS-S Customer 908	\$ 14,723.48	\$ 14,826.60	0.70%	\$ 2,143.78	\$ 2,282.95	6.49%
MGS-S Customer 909	\$ 14,613.64	\$ 14,711.55	0.67%	\$ 1,908.38	\$ 2,044.21	7.12%
MGS-S Customer 910	\$ 11,362.28	\$ 11,462.38	0.88%	\$ 2,007.10	\$ 2,144.34	6.84%
MGS-S Customer 911	\$ 31,752.65	\$ 31,876.59	0.39%	\$ 3,672.31	\$ 3,807.95	3.69%
MGS-S Customer 912	\$ 13,636.22	\$ 13,736.34	0.73%	\$ 2,005.92	\$ 2,142.99	6.83%
MGS-S Customer 913	\$ 11,403.09	\$ 11,501.48	0.86%	\$ 1,933.00	\$ 2,069.42	7.06%
MGS-S Customer 914	\$ 11,366.22	\$ 11,444.74	0.69%	\$ 1,617.22	\$ 1,723.74	6.59%
MGS-S Customer 915	\$ 15,620.68	\$ 15,702.61	0.52%	\$ 1,772.02	\$ 1,880.76	6.14%
MGS-S Customer 916	\$ 36,057.82	\$ 36,179.77	0.34%	\$ 3,583.59	\$ 3,718.08	3.75%
MGS-S Customer 917	\$ 6,914.97	\$ 6,989.72	1.08%	\$ 1,448.52	\$ 1,552.77	7.20%

Internal Use

Customer	Bundled 8/23 Prices	Bundled 1/24 Prices	Bundled % Difference	Distribution 1/24 Prices	Distribution 8/24 Prices	Distribution % Difference
MGS-S Customer 918	\$ 97,675.51	\$ 97,996.58	0.33%	\$ 12,008.21	\$ 12,287.50	2.33%
MGS-S Customer 919	\$ 12,345.02	\$ 12,428.53	0.68%	\$ 1,847.38	\$ 1,957.47	5.96%
MGS-S Customer 920	\$ 22,130.38	\$ 22,256.12	0.57%	\$ 3,169.91	\$ 3,323.83	4.86%
MGS-S Customer 921	\$ 13,303.09	\$ 13,370.10	0.50%	\$ 1,095.23	\$ 1,194.26	9.04%
MGS-S Customer 922	\$ 3,504.71	\$ 3,569.27	1.84%	\$ 985.88	\$ 1,083.47	9.90%
MGS-S Customer 923	\$ 3,950.29	\$ 4,016.21	1.67%	\$ 1,048.06	\$ 1,146.53	9.40%
MGS-S Customer 924	\$ 5,264.84	\$ 5,334.54	1.32%	\$ 1,220.08	\$ 1,321.07	8.28%
MGS-S Customer 925	\$ 3,589.98	\$ 3,654.39	1.79%	\$ 979.67	\$ 1,077.19	9.95%
MGS-S Customer 926	\$ 4,250.94	\$ 4,317.13	1.56%	\$ 1,060.90	\$ 1,159.62	9.31%
MGS-S Customer 927	\$ 9,496.18	\$ 9,587.25	0.96%	\$ 1,598.01	\$ 1,729.42	8.22%
MGS-S Customer 928	\$ 7,793.52	\$ 7,866.39	0.94%	\$ 1,361.44	\$ 1,464.32	7.56%
MGS-S Customer 929	\$ 33,341.17	\$ 33,481.32	0.42%	\$ 3,823.22	\$ 3,986.50	4.27%
MGS-S Customer 930	\$ 33,172.15	\$ 33,314.86	0.43%	\$ 3,940.75	\$ 4,105.81	4.19%
MGS-S Customer 931	\$ 22,729.45	\$ 22,848.40	0.52%	\$ 2,862.25	\$ 3,011.74	5.22%
MGS-S Customer 932	\$ 13,289.11	\$ 13,375.18	0.65%	\$ 1,373.23	\$ 1,501.53	9.34%
MGS-S Customer 933	\$ 31,570.13	\$ 31,706.39	0.43%	\$ 3,648.85	\$ 3,809.77	4.41%
MGS-S Customer 934	\$ 22,011.64	\$ 22,125.49	0.52%	\$ 2,630.69	\$ 2,776.88	5.56%
MGS-S Customer 935	\$ 20,818.80	\$ 20,915.47	0.46%	\$ 2,439.40	\$ 2,557.64	4.85%
MGS-S Customer 936	\$ 27,056.10	\$ 27,220.17	0.61%	\$ 4,905.88	\$ 5,084.53	3.64%
MGS-S Customer 937	\$ 12,435.72	\$ 12,519.77	0.68%	\$ 1,868.94	\$ 1,979.10	5.89%
MGS-S Customer 938	\$ 14,382.11	\$ 14,484.60	0.71%	\$ 2,116.05	\$ 2,254.91	6.56%
MGS-S Customer 939	\$ 40,433.76	\$ 40,588.74	0.38%	\$ 4,492.43	\$ 4,665.09	3.84%
MGS-S Customer 940	\$ 13,171.89	\$ 13,270.08	0.75%	\$ 1,921.07	\$ 2,057.10	7.08%
MGS-S Customer 941	\$ 12,685.09	\$ 12,839.87	1.22%	\$ 4,485.03	\$ 4,657.68	3.85%
MGS-S Customer 942	\$ 14,200.03	\$ 14,365.73	1.17%	\$ 4,980.39	\$ 5,160.15	3.61%
MGS-S Customer 943	\$ 19,095.98	\$ 19,283.73	0.98%	\$ 5,981.36	\$ 6,175.56	3.25%
MGS-S Customer 944	\$ 17,767.00	\$ 17,879.63	0.63%	\$ 2,575.22	\$ 2,720.58	5.64%
MGS-S Customer 945	\$ 98,703.85	\$ 98,950.47	0.25%	\$ 8,645.57	\$ 8,877.58	2.68%
MGS-S Customer 946	\$ 23,277.30	\$ 23,387.62	0.47%	\$ 2,470.16	\$ 2,614.00	5.82%
MGS-S Customer 947	\$ 34,229.21	\$ 34,382.45	0.45%	\$ 4,420.46	\$ 4,592.56	3.89%
MGS-S Customer 948	\$ 14,911.35	\$ 15,011.98	0.67%	\$ 2,002.54	\$ 2,149.34	7.33%
MGS-S Customer 949	\$ 43,508.94	\$ 43,628.81	0.28%	\$ 3,491.40	\$ 3,624.71	3.82%
MGS-S Customer 950	\$ 2,596.61	\$ 2,670.76	2.86%	\$ 831.01	\$ 951.42	14.49%
MGS-S Customer 951	\$ 11,036.69	\$ 11,113.11	0.69%	\$ 1,521.77	\$ 1,626.87	6.91%
MGS-S Customer 952	\$ 24,079.70	\$ 24,182.06	0.43%	\$ 2,696.72	\$ 2,818.59	4.52%
MGS-S Customer 953	\$ 26,491.23	\$ 26,593.10	0.38%	\$ 2,674.99	\$ 2,796.60	4.55%
MGS-S Customer 954	\$ 19,756.81	\$ 19,848.10	0.46%	\$ 2,195.48	\$ 2,310.24	5.23%
MGS-S Customer 955	\$ 25,297.60	\$ 25,403.92	0.42%	\$ 2,876.89	\$ 3,001.39	4.33%
MGS-S Customer 956	\$ 20,410.41	\$ 20,523.47	0.55%	\$ 2,594.95	\$ 2,740.63	5.61%
MGS-S Customer 957	\$ 32,718.65	\$ 32,847.18	0.39%	\$ 3,884.27	\$ 4,023.22	3.58%

Internal Use

Customer	Bundled 8/23 Prices	Bundled 1/24 Prices	Bundled % Difference	Distribution 1/24 Prices	Distribution 8/24 Prices	Distribution % Difference
MGS-S Customer 958	\$ 72,534.23	\$ 72,722.27	0.26%	\$ 5,991.63	\$ 6,185.78	3.24%
MGS-S Customer 959	\$ 43,136.72	\$ 43,272.87	0.32%	\$ 3,642.05	\$ 3,802.77	4.41%
MGS-S Customer 960	\$ 13,214.21	\$ 13,335.38	0.92%	\$ 2,960.31	\$ 3,111.07	5.09%
MGS-S Customer 961	\$ 54,925.79	\$ 55,115.62	0.35%	\$ 6,074.97	\$ 6,270.47	3.22%
MGS-S Customer 962	\$ 10,890.84	\$ 10,961.55	0.65%	\$ 1,264.83	\$ 1,366.42	8.03%
MGS-S Customer 963	\$ 13,167.71	\$ 13,270.54	0.78%	\$ 2,131.54	\$ 2,270.59	6.52%
MGS-S Customer 964	\$ 8,608.75	\$ 8,697.35	1.03%	\$ 1,485.87	\$ 1,615.65	8.73%
MGS-S Customer 965	\$ 19,703.39	\$ 19,813.69	0.56%	\$ 2,471.22	\$ 2,615.21	5.83%
MGS-S Customer 966	\$ 12,321.09	\$ 12,420.87	0.81%	\$ 1,993.13	\$ 2,130.18	6.88%
MGS-S Customer 967	\$ 16,333.87	\$ 16,439.01	0.64%	\$ 2,235.77	\$ 2,376.29	6.29%
MGS-S Customer 968	\$ 20,167.54	\$ 20,263.63	0.48%	\$ 2,411.32	\$ 2,529.04	4.88%
MGS-S Customer 969	\$ 29,698.02	\$ 29,961.69	0.89%	\$ 9,393.57	\$ 9,634.56	2.57%
MGS-S Customer 970	\$ 1,786.98	\$ 1,844.95	3.24%	\$ 685.67	\$ 778.82	13.59%
MGS-S Customer 971	\$ 7,292.72	\$ 7,369.24	1.05%	\$ 1,529.56	\$ 1,635.04	6.90%
MGS-S Customer 972	\$ 7,184.70	\$ 7,260.96	1.06%	\$ 1,518.15	\$ 1,623.47	6.94%
MGS-S Customer 973	\$ 85,783.25	\$ 86,012.13	0.27%	\$ 7,843.77	\$ 8,064.49	2.81%
MGS-S Customer 974	\$ 17,677.66	\$ 17,751.60	0.42%	\$ 1,411.72	\$ 1,515.43	7.35%
MGS-S Customer 975	\$ 12,406.45	\$ 12,500.85	0.76%	\$ 1,749.72	\$ 1,883.34	7.64%
MGS-S Customer 976	\$ 24,590.79	\$ 24,702.68	0.46%	\$ 2,542.33	\$ 2,687.30	5.70%
MGS-S Customer 977	\$ 2,929.37	\$ 3,005.69	2.61%	\$ 928.93	\$ 1,050.72	13.11%
MGS-S Customer 978	\$ 53,868.08	\$ 54,063.90	0.36%	\$ 6,373.81	\$ 6,582.07	3.27%
MGS-S Customer 979	\$ 34,724.86	\$ 34,859.42	0.39%	\$ 3,569.49	\$ 3,729.12	4.47%
MGS-S Customer 980	\$ 1,572.24	\$ 1,644.92	4.62%	\$ 764.36	\$ 883.82	15.63%
MGS-S Customer 981	\$ 43,371.87	\$ 43,516.31	0.33%	\$ 4,016.87	\$ 4,182.85	4.13%
MGS-S Customer 982	\$ 8,317.49	\$ 8,390.02	0.87%	\$ 1,347.61	\$ 1,450.38	7.63%
MGS-S Customer 983	\$ 10,887.93	\$ 10,990.16	0.94%	\$ 2,104.08	\$ 2,242.75	6.59%
MGS-S Customer 984	\$ 7,660.60	\$ 7,742.01	1.06%	\$ 1,747.96	\$ 1,856.31	6.20%
MGS-S Customer 985	\$ 27,784.00	\$ 27,887.92	0.37%	\$ 2,768.65	\$ 2,891.62	4.44%
MGS-S Customer 986	\$ 96,199.15	\$ 96,414.26	0.22%	\$ 7,218.65	\$ 7,430.34	2.93%
MGS-S Customer 987	\$ 20,016.65	\$ 20,107.91	0.46%	\$ 2,193.74	\$ 2,308.44	5.23%
MGS-S Customer 988	\$ 37,638.12	\$ 37,762.54	0.33%	\$ 3,696.90	\$ 3,833.10	3.68%
MGS-S Customer 989	\$ 20,446.43	\$ 20,566.06	0.59%	\$ 2,892.13	\$ 3,042.02	5.18%
MGS-S Customer 990	\$ 11,936.28	\$ 12,028.43	0.77%	\$ 1,647.32	\$ 1,779.43	8.02%
MGS-S Customer 991	\$ 112,567.56	\$ 112,939.95	0.33%	\$ 13,796.22	\$ 14,277.47	3.49%
MGS-S Customer 992	\$ 22,552.91	\$ 22,657.77	0.46%	\$ 2,812.96	\$ 2,936.72	4.40%
MGS-S Customer 993	\$ 23,194.64	\$ 23,308.02	0.49%	\$ 3,198.06	\$ 3,327.21	4.04%
MGS-S Customer 994	\$ 45,268.34	\$ 45,444.72	0.39%	\$ 5,467.58	\$ 5,654.55	3.42%
MGS-S Customer 995	\$ 2,752.27	\$ 2,830.59	2.85%	\$ 1,019.07	\$ 1,142.11	12.07%
MGS-S Customer 996	\$ 12,488.85	\$ 12,552.89	0.51%	\$ 959.47	\$ 1,056.48	10.11%
MGS-S Customer 997	\$ 4,821.62	\$ 4,900.89	1.64%	\$ 1,062.79	\$ 1,186.50	11.64%

Internal Use

Customer	Bundled 8/23 Prices	Bundled 1/24 Prices	Bundled % Difference	Distribution 1/24 Prices	Distribution 8/24 Prices	Distribution % Difference
MGS-S Customer 998	\$ 14,501.33	\$ 14,579.42	0.54%	\$ 1,598.01	\$ 1,704.25	6.65%
MGS-S Customer 999	\$ 19,038.41	\$ 19,125.61	0.46%	\$ 2,010.57	\$ 2,122.70	5.58%
MGS-S Customer 1000	\$ 11,368.89	\$ 11,456.89	0.77%	\$ 2,046.74	\$ 2,159.36	5.50%
MGS-S Customer 1001	\$ 14,326.68	\$ 14,408.43	0.57%	\$ 1,176.30	\$ 1,301.71	10.66%
MGS-S Customer 1002	\$ 6,912.06	\$ 6,966.78	0.79%	\$ 538.56	\$ 629.64	16.91%
MGS-S Customer 1003	\$ 62,796.70	\$ 63,040.57	0.39%	\$ 8,518.33	\$ 8,748.38	2.70%
MGS-S Customer 1004	\$ 16,480.71	\$ 16,565.14	0.51%	\$ 1,885.16	\$ 1,995.51	5.85%
MGS-S Customer 1005	\$ 11,037.32	\$ 11,112.02	0.68%	\$ 1,443.87	\$ 1,547.87	7.20%
MGS-S Customer 1006	\$ 2,080.50	\$ 2,157.93	3.72%	\$ 978.96	\$ 1,101.44	12.51%
MGS-S Customer 1007	\$ 20,527.70	\$ 20,650.56	0.60%	\$ 3,040.64	\$ 3,192.81	5.00%
MGS-S Customer 1008	\$ 116,820.56	\$ 117,074.19	0.22%	\$ 8,964.99	\$ 9,201.70	2.64%
MGS-S Customer 1009	\$ 11,790.26	\$ 11,886.89	0.82%	\$ 1,850.44	\$ 1,985.46	7.30%
MGS-S Customer 1010	\$ 44,100.10	\$ 44,236.20	0.31%	\$ 4,225.70	\$ 4,369.44	3.40%
MGS-S Customer 1011	\$ 11,518.44	\$ 11,602.77	0.73%	\$ 1,879.65	\$ 1,989.85	5.86%
MGS-S Customer 1012	\$ 15,160.02	\$ 15,250.23	0.60%	\$ 2,146.92	\$ 2,261.00	5.31%
MGS-S Customer 1013	\$ 9,229.48	\$ 9,307.20	0.84%	\$ 1,582.13	\$ 1,688.20	6.70%
MGS-S Customer 1014	\$ 27,312.60	\$ 27,434.17	0.45%	\$ 2,981.76	\$ 3,133.03	5.07%
MGS-S Customer 1015	\$ 36,212.50	\$ 36,380.04	0.46%	\$ 5,050.29	\$ 5,230.10	3.56%
MGS-S Customer 1016	\$ 20,589.86	\$ 20,706.37	0.57%	\$ 2,748.63	\$ 2,896.30	5.37%
MGS-S Customer 1017	\$ 8,774.72	\$ 8,846.00	0.81%	\$ 701.04	\$ 819.60	16.91%
MGS-S Customer 1018	\$ 16,545.79	\$ 16,631.94	0.52%	\$ 1,962.85	\$ 2,074.28	5.68%
MGS-S Customer 1019	\$ 14,124.14	\$ 14,212.21	0.62%	\$ 1,461.63	\$ 1,591.04	8.85%
MGS-S Customer 1020	\$ 47,666.25	\$ 47,926.07	0.55%	\$ 9,259.10	\$ 9,500.97	2.61%
MGS-S Customer 1021	\$ 114,501.57	\$ 114,746.58	0.21%	\$ 8,572.50	\$ 8,803.47	2.69%
MGS-S Customer 1022	\$ 11,678.05	\$ 11,772.22	0.81%	\$ 1,738.25	\$ 1,871.63	7.67%
MGS-S Customer 1023	\$ 10,737.59	\$ 10,817.10	0.74%	\$ 1,662.41	\$ 1,769.60	6.45%
MGS-S Customer 1024	\$ 19,179.93	\$ 19,276.21	0.50%	\$ 2,422.15	\$ 2,540.16	4.87%
MGS-S Customer 1025	\$ 24,936.83	\$ 25,042.15	0.42%	\$ 2,832.37	\$ 2,956.26	4.37%
MGS-S Customer 1026	\$ 13,319.92	\$ 13,421.02	0.76%	\$ 2,048.36	\$ 2,185.89	6.71%
MGS-S Customer 1027	\$ 14,837.02	\$ 14,939.11	0.69%	\$ 2,097.06	\$ 2,235.57	6.60%
MGS-S Customer 1028	\$ 1,254.70	\$ 1,325.98	5.68%	\$ 701.04	\$ 819.60	16.91%
MGS-S Customer 1029	\$ 61,391.10	\$ 61,585.83	0.32%	\$ 6,883.46	\$ 7,065.23	2.64%
MGS-S Customer 1030	\$ 16,118.86	\$ 16,203.11	0.52%	\$ 1,877.69	\$ 1,987.96	5.87%
MGS-S Customer 1031	\$ 37,208.34	\$ 37,332.80	0.33%	\$ 3,698.36	\$ 3,834.59	3.68%
MGS-S Customer 1032	\$ 260,270.44	\$ 260,783.80	0.20%	\$ 20,739.20	\$ 21,144.48	1.95%
MGS-S Customer 1033	\$ 37,148.41	\$ 37,301.69	0.41%	\$ 4,415.94	\$ 4,587.51	3.89%
MGS-S Customer 1034	\$ 8,699.04	\$ 8,767.29	0.78%	\$ 1,150.85	\$ 1,250.63	8.67%
MGS-S Customer 1035	\$ 14,458.52	\$ 14,543.17	0.59%	\$ 1,898.71	\$ 2,009.49	5.83%
MGS-S Customer 1036	\$ 6,418.10	\$ 6,490.86	1.13%	\$ 1,357.98	\$ 1,460.89	7.58%
MGS-S Customer 1037	\$ 13,480.91	\$ 13,567.34	0.64%	\$ 1,978.83	\$ 2,090.73	5.65%

Internal Use

Customer	Bundled 8/23 Prices	Bundled 1/24 Prices	Bundled % Difference	Distribution 1/24 Prices	Distribution 8/24 Prices	Distribution % Difference
MGS-S Customer 1038	\$ 14,940.01	\$ 15,029.29	0.60%	\$ 2,107.05	\$ 2,220.69	5.39%
MGS-S Customer 1039	\$ 38,869.01	\$ 38,991.89	0.32%	\$ 3,629.99	\$ 3,765.44	3.73%
MGS-S Customer 1040	\$ 32,955.74	\$ 33,080.16	0.38%	\$ 3,698.21	\$ 3,834.53	3.69%
MGS-S Customer 1041	\$ 35,147.82	\$ 35,265.20	0.33%	\$ 3,379.37	\$ 3,511.16	3.90%
MGS-S Customer 1042	\$ 21,936.23	\$ 22,059.12	0.56%	\$ 3,038.87	\$ 3,190.81	5.00%
MGS-S Customer 1043	\$ 10,549.33	\$ 10,637.28	0.83%	\$ 1,454.78	\$ 1,584.00	8.88%
MGS-S Customer 1044	\$ 4,293.02	\$ 4,376.44	1.94%	\$ 1,251.22	\$ 1,377.68	10.11%
MGS-S Customer 1045	\$ 6,196.82	\$ 6,277.97	1.31%	\$ 1,147.82	\$ 1,272.74	10.88%
MGS-S Customer 1046	\$ 80,549.17	\$ 80,834.22	0.35%	\$ 10,387.30	\$ 10,644.26	2.47%
MGS-S Customer 1047	\$ 10,019.03	\$ 10,126.39	1.07%	\$ 2,273.28	\$ 2,434.04	7.07%
MGS-S Customer 1048	\$ 148,181.81	\$ 148,595.79	0.28%	\$ 16,240.62	\$ 16,581.99	2.10%
MGS-S Customer 1049	\$ 14,907.98	\$ 14,988.54	0.54%	\$ 1,710.09	\$ 1,817.98	6.31%
MGS-S Customer 1050	\$ 22,136.46	\$ 22,250.35	0.51%	\$ 2,632.49	\$ 2,778.69	5.55%
MGS-S Customer 1051	\$ 14,508.98	\$ 14,587.75	0.54%	\$ 1,039.60	\$ 1,162.92	11.86%
MGS-S Customer 1052	\$ 25,245.76	\$ 25,351.50	0.42%	\$ 2,850.91	\$ 2,975.06	4.35%
MGS-S Customer 1053	\$ 20,824.98	\$ 20,926.81	0.49%	\$ 2,674.28	\$ 2,795.94	4.55%
MGS-S Customer 1054	\$ 808.26	\$ 880.33	8.92%	\$ 736.63	\$ 855.69	16.16%
MGS-S Customer 1055	\$ 17,334.06	\$ 17,417.46	0.48%	\$ 1,838.14	\$ 1,947.79	5.97%
MGS-S Customer 1056	\$ 6,649.49	\$ 6,704.21	0.82%	\$ 538.56	\$ 629.64	16.91%
MGS-S Customer 1057	\$ 12,859.66	\$ 12,938.76	0.62%	\$ 1,643.28	\$ 1,750.13	6.50%
MGS-S Customer 1058	\$ 9,011.35	\$ 9,085.88	0.83%	\$ 1,434.90	\$ 1,538.69	7.23%
MGS-S Customer 1059	\$ 14,427.39	\$ 14,508.28	0.56%	\$ 1,724.51	\$ 1,832.56	6.27%
MGS-S Customer 1060	\$ 11,367.31	\$ 11,438.59	0.63%	\$ 701.04	\$ 819.60	16.91%
MGS-S Customer 1061	\$ 61,597.51	\$ 61,764.34	0.27%	\$ 5,619.48	\$ 5,783.22	2.91%
MGS-S Customer 1062	\$ 8,595.66	\$ 8,681.04	0.99%	\$ 1,339.08	\$ 1,466.70	9.53%
MGS-S Customer 1063	\$ 24,167.96	\$ 24,266.91	0.41%	\$ 2,543.67	\$ 2,663.45	4.71%
MGS-S Customer 1064	\$ 12,251.61	\$ 12,346.54	0.77%	\$ 1,772.69	\$ 1,906.57	7.55%
MGS-S Customer 1065	\$ 41,658.33	\$ 41,793.15	0.32%	\$ 4,168.40	\$ 4,311.37	3.43%
MGS-S Customer 1066	\$ 12,718.65	\$ 12,821.12	0.81%	\$ 2,114.42	\$ 2,253.17	6.56%
MGS-S Customer 1067	\$ 629.76	\$ 701.04	11.32%	\$ 701.04	\$ 819.60	16.91%
MGS-S Customer 1068	\$ 8,601.94	\$ 8,699.62	1.14%	\$ 1,896.97	\$ 2,032.57	7.15%
MGS-S Customer 1069	\$ 29,981.04	\$ 30,092.67	0.37%	\$ 3,117.70	\$ 3,245.66	4.10%
MGS-S Customer 1070	\$ 9,160.25	\$ 9,252.06	1.00%	\$ 1,631.70	\$ 1,763.61	8.08%
MGS-S Customer 1071	\$ 32,451.02	\$ 32,555.31	0.32%	\$ 2,785.09	\$ 2,908.28	4.42%
MGS-S Customer 1072	\$ 50,206.99	\$ 50,359.51	0.30%	\$ 4,382.24	\$ 4,553.40	3.91%
MGS-S Customer 1073	\$ 9,038.86	\$ 9,137.32	1.09%	\$ 1,928.49	\$ 2,065.93	7.13%
MGS-S Customer 1074	\$ 21,329.04	\$ 21,421.16	0.43%	\$ 2,232.92	\$ 2,348.17	5.16%
MGS-S Customer 1075	\$ 98,863.02	\$ 99,114.22	0.25%	\$ 8,855.52	\$ 9,090.70	2.66%
MGS-S Customer 1076	\$ 22,092.49	\$ 22,188.61	0.44%	\$ 2,414.70	\$ 2,532.61	4.88%
MGS-S Customer 1077	\$ 17,812.64	\$ 17,920.63	0.61%	\$ 2,365.99	\$ 2,508.42	6.02%

Internal Use

Customer	Bundled 8/23 Prices	Bundled 1/24 Prices	Bundled % Difference	Distribution 1/24 Prices	Distribution 8/24 Prices	Distribution % Difference
MGS-S Customer 1078	\$ 19,515.74	\$ 19,626.12	0.57%	\$ 2,474.41	\$ 2,618.42	5.82%
MGS-S Customer 1079	\$ 7,041.50	\$ 7,130.08	1.26%	\$ 1,486.02	\$ 1,615.88	8.74%
MGS-S Customer 1080	\$ 10,448.48	\$ 10,544.56	0.92%	\$ 1,826.12	\$ 1,960.84	7.38%
MGS-S Customer 1081	\$ 13,087.47	\$ 13,187.23	0.76%	\$ 1,992.47	\$ 2,129.54	6.88%
MGS-S Customer 1082	\$ 12,188.40	\$ 12,297.00	0.89%	\$ 2,975.86	\$ 3,101.49	4.22%
MGS-S Customer 1083	\$ 23,237.95	\$ 23,339.72	0.44%	\$ 2,669.53	\$ 2,791.00	4.55%
MGS-S Customer 1084	\$ 26,108.42	\$ 26,239.84	0.50%	\$ 3,428.59	\$ 3,586.27	4.60%
MGS-S Customer 1085	\$ 13,621.39	\$ 13,705.18	0.62%	\$ 1,856.37	\$ 1,966.29	5.92%
MGS-S Customer 1086	\$ 43,193.77	\$ 43,328.44	0.31%	\$ 3,573.69	\$ 3,733.28	4.47%
MGS-S Customer 1087	\$ 48,191.12	\$ 48,324.90	0.28%	\$ 4,122.37	\$ 4,264.76	3.45%
MGS-S Customer 1088	\$ 44,350.32	\$ 44,502.11	0.34%	\$ 4,350.83	\$ 4,521.64	3.93%
MGS-S Customer 1089	\$ 23,465.87	\$ 23,557.08	0.39%	\$ 2,191.97	\$ 2,306.67	5.23%
MGS-S Customer 1090	\$ 31,219.29	\$ 31,325.22	0.34%	\$ 2,859.69	\$ 2,983.97	4.35%
MGS-S Customer 1091	\$ 20,471.90	\$ 20,571.54	0.49%	\$ 2,574.43	\$ 2,694.61	4.67%
MGS-S Customer 1092	\$ 17,779.58	\$ 17,860.99	0.46%	\$ 1,751.60	\$ 1,860.25	6.20%
MGS-S Customer 1093	\$ 15,364.32	\$ 15,465.07	0.66%	\$ 2,037.62	\$ 2,175.35	6.76%
MGS-S Customer 1094	\$ 5,666.41	\$ 5,763.86	1.72%	\$ 1,863.99	\$ 2,006.35	7.64%
MGS-S Customer 1095	\$ 14,154.59	\$ 14,232.41	0.55%	\$ 1,586.89	\$ 1,693.07	6.69%
MGS-S Customer 1096	\$ 31,915.55	\$ 32,058.75	0.45%	\$ 3,962.14	\$ 4,127.44	4.17%
MGS-S Customer 1097	\$ 27,893.56	\$ 28,016.95	0.44%	\$ 3,064.27	\$ 3,216.74	4.98%
MGS-S Customer 1098	\$ 12,439.61	\$ 12,545.00	0.85%	\$ 2,245.86	\$ 2,386.44	6.26%
MGS-S Customer 1099	\$ 47,722.06	\$ 47,893.96	0.36%	\$ 5,260.68	\$ 5,444.40	3.49%
MGS-S Customer 1100	\$ 17,031.15	\$ 17,118.27	0.51%	\$ 2,006.55	\$ 2,118.59	5.58%
MGS-S Customer 1101	\$ 13,688.65	\$ 13,789.65	0.74%	\$ 2,048.05	\$ 2,185.85	6.73%
MGS-S Customer 1102	\$ 6,355.52	\$ 6,439.40	1.32%	\$ 1,218.60	\$ 1,361.69	11.74%
MGS-S Customer 1103	\$ 18,144.61	\$ 18,223.00	0.43%	\$ 1,026.18	\$ 1,149.57	12.02%
MGS-S Customer 1104	\$ 38,743.87	\$ 38,867.93	0.32%	\$ 3,681.53	\$ 3,817.57	3.70%
MGS-S Customer 1105	\$ 23,338.33	\$ 23,439.10	0.43%	\$ 2,625.29	\$ 2,746.19	4.61%
MGS-S Customer 1106	\$ 73,779.73	\$ 73,994.61	0.29%	\$ 7,215.60	\$ 7,428.08	2.94%
MGS-S Customer 1107	\$ 14,594.75	\$ 14,710.84	0.80%	\$ 2,737.10	\$ 2,885.14	5.41%
MGS-S Customer 1108	\$ 46,524.67	\$ 46,660.04	0.29%	\$ 4,193.81	\$ 4,337.15	3.42%
MGS-S Customer 1109	\$ 14,846.74	\$ 14,936.77	0.61%	\$ 2,139.07	\$ 2,253.05	5.33%
MGS-S Customer 1110	\$ 12,147.21	\$ 12,240.70	0.77%	\$ 1,708.37	\$ 1,841.37	7.79%
MGS-S Customer 1111	\$ 13,542.98	\$ 13,650.47	0.79%	\$ 2,342.10	\$ 2,484.13	6.06%
MGS-S Customer 1112	\$ 15,329.08	\$ 15,422.33	0.61%	\$ 2,279.45	\$ 2,395.05	5.07%
MGS-S Customer 1113	\$ 10,574.37	\$ 10,661.99	0.83%	\$ 2,030.09	\$ 2,142.52	5.54%
MGS-S Customer 1114	\$ 16,814.09	\$ 16,899.18	0.51%	\$ 1,914.02	\$ 2,024.72	5.78%
MGS-S Customer 1115	\$ 26,933.96	\$ 27,019.89	0.32%	\$ 1,954.88	\$ 2,066.34	5.70%
MGS-S Customer 1116	\$ 36,183.08	\$ 36,338.11	0.43%	\$ 4,489.38	\$ 4,661.59	3.84%
MGS-S Customer 1117	\$ 78,822.51	\$ 79,068.58	0.31%	\$ 8,402.99	\$ 8,703.75	3.58%

Internal Use

Customer	Bundled 8/23 Prices	Bundled 1/24 Prices	Bundled % Difference	Distribution 1/24 Prices	Distribution 8/24 Prices	Distribution % Difference
MGS-S Customer 1118	\$ 14,566.43	\$ 14,670.40	0.71%	\$ 2,182.91	\$ 2,322.70	6.40%
MGS-S Customer 1119	\$ 15,889.89	\$ 15,951.03	0.38%	\$ 828.81	\$ 923.98	11.48%
MGS-S Customer 1120	\$ 32,814.49	\$ 32,938.73	0.38%	\$ 3,101.25	\$ 3,254.13	4.93%
MGS-S Customer 1121	\$ 18,897.34	\$ 19,002.82	0.56%	\$ 2,251.63	\$ 2,392.41	6.25%
MGS-S Customer 1122	\$ 19,290.43	\$ 19,384.04	0.49%	\$ 2,300.79	\$ 2,417.07	5.05%
MGS-S Customer 1123	\$ 53,564.09	\$ 53,731.64	0.31%	\$ 5,064.27	\$ 5,245.23	3.57%
MGS-S Customer 1124	\$ 23,465.62	\$ 23,645.30	0.77%	\$ 5,558.43	\$ 5,766.76	3.75%
MGS-S Customer 1125	\$ 18,343.00	\$ 18,462.83	0.65%	\$ 2,901.76	\$ 3,051.82	5.17%
MGS-S Customer 1126	\$ 10,841.35	\$ 10,912.63	0.66%	\$ 701.04	\$ 819.60	16.91%
MGS-S Customer 1127	\$ 15,102.48	\$ 15,165.64	0.42%	\$ 919.96	\$ 1,016.41	10.48%
MGS-S Customer 1128	\$ 12,803.05	\$ 12,902.58	0.78%	\$ 1,981.42	\$ 2,118.30	6.91%
MGS-S Customer 1129	\$ 13,683.40	\$ 13,764.37	0.59%	\$ 1,728.62	\$ 1,836.76	6.26%
MGS-S Customer 1130	\$ 40,564.59	\$ 40,695.59	0.32%	\$ 3,992.90	\$ 4,133.19	3.51%
MGS-S Customer 1131	\$ 17,170.84	\$ 17,259.53	0.52%	\$ 2,078.13	\$ 2,191.22	5.44%
MGS-S Customer 1132	\$ 35,382.90	\$ 35,520.36	0.39%	\$ 3,703.55	\$ 3,865.25	4.37%
MGS-S Customer 1133	\$ 21,008.76	\$ 21,102.86	0.45%	\$ 2,322.36	\$ 2,438.90	5.02%
MGS-S Customer 1134	\$ 10,737.18	\$ 10,799.56	0.58%	\$ 884.87	\$ 980.83	10.84%
MGS-S Customer 1135	\$ 11,171.53	\$ 11,251.88	0.72%	\$ 1,700.72	\$ 1,808.45	6.33%
MGS-S Customer 1136	\$ 35,223.79	\$ 35,355.82	0.37%	\$ 3,455.32	\$ 3,613.36	4.57%
MGS-S Customer 1137	\$ 19,439.34	\$ 19,548.83	0.56%	\$ 2,433.61	\$ 2,576.99	5.89%
MGS-S Customer 1138	\$ 629.76	\$ 701.04	11.32%	\$ 701.04	\$ 819.60	16.91%
MGS-S Customer 1139	\$ 2,817.74	\$ 2,893.53	2.69%	\$ 904.61	\$ 1,026.04	13.42%
MGS-S Customer 1140	\$ 71,735.34	\$ 71,935.36	0.28%	\$ 7,123.29	\$ 7,308.50	2.60%
MGS-S Customer 1141	\$ 13,840.40	\$ 14,003.15	1.18%	\$ 4,854.41	\$ 5,032.91	3.68%
MGS-S Customer 1142	\$ 32,562.00	\$ 32,700.03	0.42%	\$ 3,726.34	\$ 3,888.17	4.34%
MGS-S Customer 1143	\$ 15,282.12	\$ 15,367.00	0.56%	\$ 1,905.19	\$ 2,015.80	5.81%
MGS-S Customer 1144	\$ 15,405.75	\$ 15,495.87	0.58%	\$ 2,145.40	\$ 2,259.62	5.32%
MGS-S Customer 1145	\$ 91,013.49	\$ 91,314.88	0.33%	\$ 11,132.45	\$ 11,400.38	2.41%
MGS-S Customer 1146	\$ 70,242.46	\$ 70,427.53	0.26%	\$ 6,444.69	\$ 6,620.13	2.72%
MGS-S Customer 1147	\$ 14,598.36	\$ 14,678.25	0.55%	\$ 1,679.54	\$ 1,786.96	6.40%
MGS-S Customer 1148	\$ 48,635.30	\$ 48,772.42	0.28%	\$ 4,272.10	\$ 4,416.50	3.38%
MGS-S Customer 1149	\$ 29,226.30	\$ 29,334.67	0.37%	\$ 2,969.87	\$ 3,095.71	4.24%
MGS-S Customer 1150	\$ 28,043.85	\$ 28,146.67	0.37%	\$ 2,718.81	\$ 2,841.09	4.50%
MGS-S Customer 1151	\$ 16,816.62	\$ 16,915.77	0.59%	\$ 1,964.34	\$ 2,100.98	6.96%
MGS-S Customer 1152	\$ 19,727.04	\$ 19,800.79	0.37%	\$ 1,397.97	\$ 1,501.16	7.38%
MGS-S Customer 1153	\$ 14,693.64	\$ 14,802.32	0.74%	\$ 2,395.35	\$ 2,538.11	5.96%
MGS-S Customer 1154	\$ 54,396.50	\$ 54,588.36	0.35%	\$ 6,167.38	\$ 6,364.23	3.19%
MGS-S Customer 1155	\$ 46,257.31	\$ 46,429.18	0.37%	\$ 5,259.60	\$ 5,443.33	3.49%
MGS-S Customer 1156	\$ 12,833.40	\$ 12,891.75	0.45%	\$ 702.57	\$ 795.96	13.29%
MGS-S Customer 1157	\$ 16,584.90	\$ 16,700.05	0.69%	\$ 2,685.82	\$ 2,832.52	5.46%

Customer	Bundled 8/23 Prices	Bundled 1/24 Prices	Bundled % Difference	Distribution 1/24 Prices	Distribution 8/24 Prices	Distribution % Difference
MGS-S Customer 1158	\$ 17,807.85	\$ 17,904.51	0.54%	\$ 1,851.09	\$ 1,986.10	7.29%
MGS-S Customer 1159	\$ 27,392.42	\$ 27,521.41	0.47%	\$ 3,223.09	\$ 3,408.03	5.74%
MGS-S Customer 1160	\$ 18,357.80	\$ 18,463.23	0.57%	\$ 2,247.90	\$ 2,388.54	6.26%
MGS-S Customer 1161	\$ 26,356.16	\$ 26,453.16	0.37%	\$ 2,456.78	\$ 2,575.46	4.83%
MGS-S Customer 1162	\$ 9,108.55	\$ 9,200.40	1.01%	\$ 1,633.86	\$ 1,765.80	8.08%
MGS-S Customer 1163	\$ 18,744.63	\$ 18,836.54	0.49%	\$ 2,224.48	\$ 2,339.71	5.18%
MGS-S Customer 1164	\$ 20,920.21	\$ 21,015.97	0.46%	\$ 2,398.97	\$ 2,516.68	4.91%
MGS-S Customer 1165	\$ 11,987.56	\$ 12,068.98	0.68%	\$ 1,749.28	\$ 1,857.73	6.20%
MGS-S Customer 1166	\$ 5,177.99	\$ 5,257.15	1.53%	\$ 1,057.87	\$ 1,181.52	11.69%
MGS-S Customer 1167	\$ 34,946.13	\$ 35,094.56	0.42%	\$ 4,199.24	\$ 4,367.96	4.02%
MGS-S Customer 1168	\$ 641.36	\$ 696.08	8.53%	\$ 538.56	\$ 629.64	16.91%
MGS-S Customer 1169	\$ 10,310.57	\$ 10,388.71	0.76%	\$ 1,600.33	\$ 1,706.61	6.64%
MGS-S Customer 1170	\$ 29,510.09	\$ 29,637.89	0.43%	\$ 3,263.44	\$ 3,418.73	4.76%
MGS-S Customer 1171	\$ 15,898.70	\$ 15,985.87	0.55%	\$ 2,007.13	\$ 2,119.05	5.58%
MGS-S Customer 1172	\$ 27,500.52	\$ 27,647.12	0.53%	\$ 4,118.81	\$ 4,286.53	4.07%
MGS-S Customer 1173	\$ 556.00	\$ 610.92	9.88%	\$ 547.80	\$ 639.01	16.65%
MGS-S Customer 1174	\$ 19,805.21	\$ 19,892.73	0.44%	\$ 2,026.30	\$ 2,138.76	5.55%
MGS-S Customer 1175	\$ 19,601.41	\$ 19,691.97	0.46%	\$ 2,164.86	\$ 2,279.33	5.29%
MGS-S Customer 1176	\$ 28,527.80	\$ 28,668.94	0.49%	\$ 3,866.24	\$ 4,030.00	4.24%
MGS-S Customer 1177	\$ 23,457.54	\$ 23,575.30	0.50%	\$ 2,807.53	\$ 2,956.23	5.30%
MGS-S Customer 1178	\$ 17,181.79	\$ 17,266.63	0.49%	\$ 1,313.89	\$ 1,441.08	9.68%
MGS-S Customer 1179	\$ 13,467.67	\$ 13,564.81	0.72%	\$ 1,872.51	\$ 2,007.78	7.22%
MGS-S Customer 1180	\$ 13,241.83	\$ 13,329.75	0.66%	\$ 2,043.10	\$ 2,155.70	5.51%
MGS-S Customer 1181	\$ 629.76	\$ 701.04	11.32%	\$ 701.04	\$ 819.60	16.91%
MGS-S Customer 1182	\$ 5,372.30	\$ 5,436.32	1.19%	\$ 961.03	\$ 1,058.21	10.11%
MGS-S Customer 1183	\$ 7,442.78	\$ 7,509.27	0.89%	\$ 1,071.21	\$ 1,169.84	9.21%
MGS-S Customer 1184	\$ 7,714.84	\$ 7,802.54	1.14%	\$ 1,443.16	\$ 1,572.27	8.95%
MGS-S Customer 1185	\$ 26,460.28	\$ 26,560.45	0.38%	\$ 2,599.35	\$ 2,719.95	4.64%
MGS-S Customer 1186	\$ 5,275.18	\$ 5,329.90	1.04%	\$ 538.56	\$ 629.64	16.91%
MGS-S Customer 1187	\$ 36,609.46	\$ 36,732.18	0.34%	\$ 3,620.21	\$ 3,755.34	3.73%
MGS-S Customer 1188	\$ 3,855.15	\$ 3,934.96	2.07%	\$ 1,676.38	\$ 1,783.78	6.41%
MGS-S Customer 1189	\$ 9,503.42	\$ 9,605.07	1.07%	\$ 2,665.80	\$ 2,787.32	4.56%
MGS-S Customer 1190	\$ 45,789.83	\$ 45,964.34	0.38%	\$ 5,382.47	\$ 5,568.16	3.45%
MGS-S Customer 1191	\$ 3,398.13	\$ 3,480.46	2.42%	\$ 1,185.23	\$ 1,315.50	10.99%
MGS-S Customer 1192	\$ 9,726.24	\$ 9,797.51	0.73%	\$ 1,289.26	\$ 1,391.14	7.90%
MGS-S Customer 1193	\$ 7,971.58	\$ 8,066.59	1.19%	\$ 1,734.93	\$ 1,880.56	8.39%
MGS-S Customer 1194	\$ 16,575.79	\$ 16,661.97	0.52%	\$ 1,965.82	\$ 2,077.41	5.68%
MGS-S Customer 1195	\$ 58,295.94	\$ 58,482.60	0.32%	\$ 5,934.65	\$ 6,128.36	3.26%
MGS-S Customer 1196	\$ 8,067.77	\$ 8,159.14	1.13%	\$ 1,608.95	\$ 1,740.31	8.16%
MGS-S Customer 1197	\$ 17,234.45	\$ 17,328.77	0.55%	\$ 2,332.99	\$ 2,449.70	5.00%

Internal Use

Customer	Bundled 8/23 Prices	Bundled 1/24 Prices	Bundled % Difference	Distribution 1/24 Prices	Distribution 8/24 Prices	Distribution % Difference
MGS-S Customer 1198	\$ 18,072.65	\$ 18,175.72	0.57%	\$ 2,141.76	\$ 2,280.89	6.50%
MGS-S Customer 1199	\$ 14,129.16	\$ 14,225.07	0.68%	\$ 1,818.18	\$ 1,952.75	7.40%
MGS-S Customer 1200	\$ 32,500.11	\$ 32,624.69	0.38%	\$ 3,705.05	\$ 3,841.43	3.68%
MGS-S Customer 1201	\$ 28,793.82	\$ 28,904.33	0.38%	\$ 3,067.71	\$ 3,195.01	4.15%
MGS-S Customer 1202	\$ 10,642.71	\$ 10,714.65	0.68%	\$ 1,319.02	\$ 1,421.26	7.75%
MGS-S Customer 1203	\$ 17,196.39	\$ 17,299.61	0.60%	\$ 2,148.85	\$ 2,288.13	6.48%
MGS-S Customer 1204	\$ 15,087.25	\$ 15,168.37	0.54%	\$ 1,735.35	\$ 1,843.57	6.24%
MGS-S Customer 1205	\$ 61,313.06	\$ 61,493.31	0.29%	\$ 5,639.46	\$ 5,828.63	3.35%
MGS-S Customer 1206	\$ 25,388.38	\$ 25,493.35	0.41%	\$ 2,815.77	\$ 2,939.40	4.39%
MGS-S Customer 1207	\$ 12,276.57	\$ 12,331.29	0.45%	\$ 538.56	\$ 629.64	16.91%
MGS-S Customer 1208	\$ 15,383.01	\$ 15,470.82	0.57%	\$ 2,038.77	\$ 2,151.33	5.52%
MGS-S Customer 1209	\$ 67,338.21	\$ 67,552.48	0.32%	\$ 7,187.86	\$ 7,399.63	2.95%
MGS-S Customer 1210	\$ 39,099.22	\$ 39,226.59	0.33%	\$ 3,829.74	\$ 3,967.81	3.61%
MGS-S Customer 1211	\$ 20,042.08	\$ 20,133.87	0.46%	\$ 2,218.35	\$ 2,333.42	5.19%
MGS-S Customer 1212	\$ 22,691.69	\$ 22,804.61	0.50%	\$ 2,587.26	\$ 2,732.72	5.62%
MGS-S Customer 1213	\$ 19,220.01	\$ 19,288.94	0.36%	\$ 1,182.64	\$ 1,282.95	8.48%
MGS-S Customer 1214	\$ 18,494.10	\$ 18,614.53	0.65%	\$ 2,925.25	\$ 3,075.39	5.13%
MGS-S Customer 1215	\$ 115,426.37	\$ 115,702.06	0.24%	\$ 9,979.82	\$ 10,232.09	2.53%
MGS-S Customer 1216	\$ 33,585.53	\$ 33,731.98	0.44%	\$ 4,110.56	\$ 4,278.07	4.08%
MGS-S Customer 1217	\$ 15,630.92	\$ 15,717.75	0.56%	\$ 1,995.46	\$ 2,107.49	5.61%
MGS-S Customer 1218	\$ 14,018.67	\$ 14,123.55	0.75%	\$ 2,228.35	\$ 2,369.07	6.31%
MGS-S Customer 1219	\$ 49,700.46	\$ 49,859.77	0.32%	\$ 4,691.69	\$ 4,867.39	3.74%
MGS-S Customer 1220	\$ 37,141.91	\$ 37,275.81	0.36%	\$ 3,540.32	\$ 3,699.56	4.50%
MGS-S Customer 1221	\$ 17,149.02	\$ 17,258.62	0.64%	\$ 2,437.36	\$ 2,580.73	5.88%
MGS-S Customer 1222	\$ 60,106.37	\$ 60,321.24	0.36%	\$ 7,209.84	\$ 7,421.56	2.94%
MGS-S Customer 1223	\$ 3,571.64	\$ 3,652.69	2.27%	\$ 1,143.51	\$ 1,268.38	10.92%
MGS-S Customer 1224	\$ 18,163.78	\$ 18,260.29	0.53%	\$ 1,843.93	\$ 1,978.81	7.31%
MGS-S Customer 1225	\$ 16,260.87	\$ 16,362.55	0.63%	\$ 2,079.53	\$ 2,217.85	6.65%
MGS-S Customer 1226	\$ 7,848.79	\$ 7,937.22	1.13%	\$ 1,478.49	\$ 1,608.21	8.77%
MGS-S Customer 1227	\$ 20,072.18	\$ 20,179.52	0.53%	\$ 2,334.27	\$ 2,476.10	6.08%
MGS-S Customer 1228	\$ 5,270.15	\$ 5,359.83	1.70%	\$ 2,124.09	\$ 2,237.89	5.36%
MGS-S Customer 1229	\$ 6,287.93	\$ 6,373.71	1.36%	\$ 1,946.64	\$ 2,057.89	5.71%
MGS-S Customer 1230	\$ 9,061.32	\$ 9,152.92	1.01%	\$ 1,623.41	\$ 1,755.25	8.12%
MGS-S Customer 1231	\$ 16,094.04	\$ 16,213.93	0.74%	\$ 2,907.75	\$ 3,058.19	5.17%
MGS-S Customer 1232	\$ 45,336.45	\$ 45,496.27	0.35%	\$ 4,703.20	\$ 4,883.15	3.83%
MGS-S Customer 1233	\$ 8,393.83	\$ 8,488.69	1.13%	\$ 1,770.25	\$ 1,904.14	7.56%
MGS-S Customer 1234	\$ 15,520.16	\$ 15,628.34	0.70%	\$ 2,375.04	\$ 2,517.64	6.00%
MGS-S Customer 1235	\$ 14,911.23	\$ 15,017.16	0.71%	\$ 2,271.95	\$ 2,413.03	6.21%
MGS-S Customer 1236	\$ 9,638.70	\$ 9,716.34	0.81%	\$ 1,578.30	\$ 1,684.32	6.72%
MGS-S Customer 1237	\$ 17,115.95	\$ 17,213.40	0.57%	\$ 1,887.02	\$ 2,022.53	7.18%

Internal Use

Customer	Bundled 8/23 Prices	Bundled 1/24 Prices	Bundled % Difference	Distribution 1/24 Prices	Distribution 8/24 Prices	Distribution % Difference
MGS-S Customer 1238	\$ 26,570.50	\$ 26,686.46	0.44%	\$ 2,725.13	\$ 2,872.58	5.41%
MGS-S Customer 1239	\$ 14,689.75	\$ 14,786.08	0.66%	\$ 1,836.14	\$ 1,970.91	7.34%
MGS-S Customer 1240	\$ 25,316.25	\$ 25,430.70	0.45%	\$ 2,657.73	\$ 2,804.30	5.51%
MGS-S Customer 1241	\$ 8,556.22	\$ 8,642.97	1.01%	\$ 1,401.83	\$ 1,530.38	9.17%
MGS-S Customer 1242	\$ 24,509.08	\$ 24,625.16	0.47%	\$ 2,730.52	\$ 2,878.04	5.40%
MGS-S Customer 1243	\$ 3,092.19	\$ 3,171.02	2.55%	\$ 1,041.98	\$ 1,165.34	11.84%
MGS-S Customer 1244	\$ 75,701.03	\$ 75,933.53	0.31%	\$ 8,013.80	\$ 8,237.37	2.79%
MGS-S Customer 1245	\$ 16,933.56	\$ 16,997.44	0.38%	\$ 952.70	\$ 1,049.64	10.18%
MGS-S Customer 1246	\$ 37,701.62	\$ 37,855.75	0.41%	\$ 4,465.89	\$ 4,638.96	3.88%
MGS-S Customer 1247	\$ 13,237.06	\$ 13,315.45	0.59%	\$ 1,022.40	\$ 1,145.49	12.04%
MGS-S Customer 1248	\$ 100,318.26	\$ 100,631.53	0.31%	\$ 11,671.54	\$ 11,947.20	2.36%
MGS-S Customer 1249	\$ 27,188.04	\$ 27,309.70	0.45%	\$ 2,984.70	\$ 3,135.96	5.07%
MGS-S Customer 1250	\$ 22,547.54	\$ 22,640.83	0.41%	\$ 2,281.74	\$ 2,397.40	5.07%
MGS-S Customer 1251	\$ 3,109.04	\$ 3,169.85	1.96%	\$ 813.69	\$ 908.66	11.67%
MGS-S Customer 1252	\$ 18,135.06	\$ 18,224.99	0.50%	\$ 2,132.91	\$ 2,246.71	5.34%
MGS-S Customer 1253	\$ 11,342.16	\$ 11,435.59	0.82%	\$ 1,706.05	\$ 1,839.04	7.80%
MGS-S Customer 1254	\$ 7,520.93	\$ 7,613.58	1.23%	\$ 1,670.60	\$ 1,803.07	7.93%
MGS-S Customer 1255	\$ 12,485.12	\$ 12,579.75	0.76%	\$ 1,760.07	\$ 1,893.83	7.60%
MGS-S Customer 1256	\$ 16,199.85	\$ 16,262.57	0.39%	\$ 900.23	\$ 996.40	10.68%
MGS-S Customer 1257	\$ 49,587.74	\$ 49,756.19	0.34%	\$ 5,105.92	\$ 5,287.56	3.56%
MGS-S Customer 1258	\$ 43,637.19	\$ 43,782.44	0.33%	\$ 4,052.18	\$ 4,220.72	4.16%
MGS-S Customer 1259	\$ 17,763.65	\$ 17,857.10	0.53%	\$ 2,295.16	\$ 2,411.46	5.07%
MGS-S Customer 1260	\$ 14,038.99	\$ 14,122.03	0.59%	\$ 1,822.15	\$ 1,931.58	6.01%
MGS-S Customer 1261	\$ 8,238.04	\$ 8,304.61	0.81%	\$ 1,074.74	\$ 1,173.41	9.18%
MGS-S Customer 1262	\$ 46,823.25	\$ 46,966.04	0.30%	\$ 4,530.37	\$ 4,678.54	3.27%
MGS-S Customer 1263	\$ 15,241.83	\$ 15,325.23	0.55%	\$ 1,839.15	\$ 1,948.85	5.96%
MGS-S Customer 1264	\$ 18,016.38	\$ 18,100.15	0.46%	\$ 1,855.85	\$ 1,965.83	5.93%
MGS-S Customer 1265	\$ 17,948.16	\$ 18,025.93	0.43%	\$ 1,585.09	\$ 1,691.26	6.70%
MGS-S Customer 1266	\$ 12,377.36	\$ 12,441.61	0.52%	\$ 969.36	\$ 1,066.51	10.02%
MGS-S Customer 1267	\$ 12,081.17	\$ 12,180.27	0.82%	\$ 1,962.90	\$ 2,099.57	6.96%
MGS-S Customer 1268	\$ 9,955.07	\$ 10,026.06	0.71%	\$ 1,274.85	\$ 1,376.37	7.96%
MGS-S Customer 1269	\$ 18,398.97	\$ 18,510.63	0.61%	\$ 2,532.85	\$ 2,677.71	5.72%
MGS-S Customer 1270	\$ 1,426.05	\$ 1,482.98	3.99%	\$ 638.56	\$ 731.04	14.48%
MGS-S Customer 1271	\$ 1,672.99	\$ 1,727.71	3.27%	\$ 538.56	\$ 629.64	16.91%
MGS-S Customer 1272	\$ 12,195.35	\$ 12,281.47	0.71%	\$ 1,962.06	\$ 2,073.50	5.68%
MGS-S Customer 1273	\$ 38,239.85	\$ 38,375.43	0.35%	\$ 4,204.49	\$ 4,348.08	3.42%
MGS-S Customer 1274	\$ 5,635.00	\$ 5,750.27	2.05%	\$ 2,505.75	\$ 2,710.39	8.17%
MGS-S Customer 1275	\$ 65,886.40	\$ 66,060.73	0.26%	\$ 5,957.94	\$ 6,126.41	2.83%
MGS-S Customer 1276	\$ 1,310.40	\$ 1,385.26	5.71%	\$ 862.91	\$ 983.77	14.01%
MGS-S Customer 1277	\$ 42,953.90	\$ 43,091.18	0.32%	\$ 4,281.82	\$ 4,426.56	3.38%

Customer	Bundled 8/23 Prices	Bundled 1/24 Prices	Bundled % Difference	Distribution 1/24 Prices	Distribution 8/24 Prices	Distribution % Difference
MGS-S Customer 1278	\$ 41,137.59	\$ 41,271.80	0.33%	\$ 4,141.58	\$ 4,284.20	3.44%
MGS-S Customer 1279	\$ 44,602.27	\$ 44,749.10	0.33%	\$ 4,710.86	\$ 4,861.45	3.20%
MGS-S Customer 1280	\$ 159,717.88	\$ 160,057.67	0.21%	\$ 12,880.04	\$ 13,173.43	2.28%
MGS-S Customer 1281	\$ 12,222.60	\$ 12,277.32	0.45%	\$ 538.56	\$ 629.64	16.91%
MGS-S Customer 1282	\$ 49,739.69	\$ 49,894.84	0.31%	\$ 5,089.65	\$ 5,245.80	3.07%
MGS-S Customer 1283	\$ 6,786.24	\$ 6,857.28	1.05%	\$ 1,279.07	\$ 1,380.79	7.95%
MGS-S Customer 1284	\$ 76,759.74	\$ 76,949.39	0.25%	\$ 6,652.67	\$ 6,831.10	2.68%
MGS-S Customer 1285	\$ 70,125.38	\$ 70,309.37	0.26%	\$ 6,392.68	\$ 6,567.15	2.73%
MGS-S Customer 1286	\$ 6,060.38	\$ 6,153.97	1.54%	\$ 1,680.01	\$ 1,822.70	8.49%
MGS-S Customer 1287	\$ 24,487.39	\$ 24,584.60	0.40%	\$ 2,464.85	\$ 2,583.50	4.81%
MGS-S Customer 1288	\$ 12,759.35	\$ 12,860.91	0.80%	\$ 2,074.07	\$ 2,212.31	6.67%
MGS-S Customer 1289	\$ 14,183.21	\$ 14,264.09	0.57%	\$ 1,724.60	\$ 1,832.66	6.27%
MGS-S Customer 1290	\$ 5,732.24	\$ 5,820.34	1.54%	\$ 1,462.20	\$ 1,591.54	8.85%
MGS-S Customer 1291	\$ 11,876.84	\$ 11,948.12	0.60%	\$ 701.04	\$ 819.60	16.91%
MGS-S Customer 1292	\$ 10,085.48	\$ 10,184.02	0.98%	\$ 1,936.75	\$ 2,073.00	7.03%
MGS-S Customer 1293	\$ 8,641.21	\$ 8,723.55	0.95%	\$ 1,790.56	\$ 1,899.56	6.09%
MGS-S Customer 1294	\$ 38,199.72	\$ 38,357.08	0.41%	\$ 4,605.68	\$ 4,780.31	3.79%
MGS-S Customer 1295	\$ 66,792.67	\$ 66,967.54	0.26%	\$ 5,984.10	\$ 6,153.06	2.82%
MGS-S Customer 1296	\$ 17,318.79	\$ 17,406.00	0.50%	\$ 2,011.75	\$ 2,123.94	5.58%
MGS-S Customer 1297	\$ 43,665.18	\$ 43,827.29	0.37%	\$ 4,820.37	\$ 4,998.04	3.69%
MGS-S Customer 1298	\$ 30,156.53	\$ 30,255.87	0.33%	\$ 1,974.16	\$ 2,111.03	6.93%
MGS-S Customer 1299	\$ 2,530.05	\$ 2,605.54	2.98%	\$ 891.29	\$ 1,012.53	13.60%
MGS-S Customer 1300	\$ 31,678.99	\$ 31,807.99	0.41%	\$ 3,316.77	\$ 3,472.71	4.70%
MGS-S Customer 1301	\$ 21,377.53	\$ 21,466.05	0.41%	\$ 2,069.95	\$ 2,182.92	5.46%
MGS-S Customer 1302	\$ 2,608.77	\$ 2,667.34	2.25%	\$ 712.36	\$ 805.89	13.13%
MGS-S Customer 1303	\$ 21,607.33	\$ 21,697.46	0.42%	\$ 2,142.48	\$ 2,256.45	5.32%
MGS-S Customer 1304	\$ 14,408.71	\$ 14,490.64	0.57%	\$ 1,771.95	\$ 1,880.68	6.14%
MGS-S Customer 1305	\$ 20,922.09	\$ 20,978.61	0.27%	\$ 619.92	\$ 712.16	14.88%
MGS-S Customer 1306	\$ 12,975.71	\$ 13,071.81	0.74%	\$ 1,828.86	\$ 1,963.73	7.37%
MGS-S Customer 1307	\$ 16,599.22	\$ 16,732.30	0.80%	\$ 3,440.66	\$ 3,619.35	5.19%
MGS-S Customer 1308	\$ 9,110.06	\$ 9,189.34	0.87%	\$ 1,658.14	\$ 1,765.68	6.49%
MGS-S Customer 1309	\$ 6,629.38	\$ 6,700.56	1.07%	\$ 1,287.78	\$ 1,389.80	7.92%
MGS-S Customer 1310	\$ 7,026.89	\$ 7,097.65	1.01%	\$ 1,269.22	\$ 1,371.01	8.02%
MGS-S Customer 1311	\$ 9,395.84	\$ 9,474.44	0.84%	\$ 1,625.02	\$ 1,731.92	6.58%
MGS-S Customer 1312	\$ 24,544.00	\$ 24,688.04	0.59%	\$ 3,839.07	\$ 4,055.88	5.65%
MGS-S Customer 1313	\$ 55,232.89	\$ 55,442.11	0.38%	\$ 6,915.58	\$ 7,135.87	3.19%
MGS-S Customer 1314	\$ 7,080.12	\$ 7,154.17	1.05%	\$ 1,417.63	\$ 1,521.49	7.33%
MGS-S Customer 1315	\$ 7,621.88	\$ 7,698.51	1.01%	\$ 1,534.55	\$ 1,640.08	6.88%
MGS-S Customer 1316	\$ 9,180.23	\$ 9,256.26	0.83%	\$ 1,506.93	\$ 1,612.05	6.98%
MGS-S Customer 1317	\$ 8,783.52	\$ 8,862.16	0.90%	\$ 1,626.15	\$ 1,733.04	6.57%

Internal Use

Customer	Bundled 8/23 Prices	Bundled 1/24 Prices	Bundled % Difference	Distribution 1/24 Prices	Distribution 8/24 Prices	Distribution % Difference
MGS-S Customer 1318	\$ 3,536.01	\$ 3,599.48	1.79%	\$ 936.37	\$ 1,033.22	10.34%
MGS-S Customer 1319	\$ 5,049.44	\$ 5,118.25	1.36%	\$ 1,178.69	\$ 1,279.04	8.51%
MGS-S Customer 1320	\$ 10,659.79	\$ 10,740.05	0.75%	\$ 1,696.48	\$ 1,804.14	6.35%
MGS-S Customer 1321	\$ 18,115.27	\$ 18,198.64	0.46%	\$ 1,833.52	\$ 1,942.87	5.96%
MGS-S Customer 1322	\$ 12,555.72	\$ 12,635.80	0.64%	\$ 1,688.36	\$ 1,795.90	6.37%
MGS-S Customer 1323	\$ 31,042.63	\$ 31,179.27	0.44%	\$ 3,663.70	\$ 3,824.64	4.39%
MGS-S Customer 1324	\$ 5,741.33	\$ 5,801.80	1.05%	\$ 798.42	\$ 893.16	11.87%
MGS-S Customer 1325	\$ 14,817.42	\$ 14,904.81	0.59%	\$ 2,019.42	\$ 2,131.69	5.56%
MGS-S Customer 1326	\$ 23,226.07	\$ 23,350.17	0.53%	\$ 3,094.88	\$ 3,247.68	4.94%
MGS-S Customer 1327	\$ 583.63	\$ 638.68	9.43%	\$ 553.77	\$ 645.06	16.49%
MGS-S Customer 1328	\$ 6,305.71	\$ 6,387.13	1.29%	\$ 1,159.58	\$ 1,284.63	10.78%
MGS-S Customer 1329	\$ 18,665.38	\$ 18,770.48	0.56%	\$ 2,234.17	\$ 2,374.66	6.29%
MGS-S Customer 1330	\$ 6,515.00	\$ 6,628.92	1.75%	\$ 2,497.33	\$ 2,683.56	7.46%
MGS-S Customer 1331	\$ 14,208.36	\$ 14,272.42	0.45%	\$ 960.41	\$ 1,057.44	10.10%
MGS-S Customer 1332	\$ 8,719.95	\$ 8,802.13	0.94%	\$ 1,194.58	\$ 1,320.15	10.51%
MGS-S Customer 1333	\$ 151,719.43	\$ 152,073.83	0.23%	\$ 13,287.68	\$ 13,667.22	2.86%
MGS-S Customer 1334	\$ 40,350.96	\$ 40,475.65	0.31%	\$ 3,707.76	\$ 3,844.03	3.68%
MGS-S Customer 1335	\$ 20,500.02	\$ 20,597.29	0.47%	\$ 2,464.37	\$ 2,582.81	4.81%
MGS-S Customer 1336	\$ 10,022.63	\$ 10,093.91	0.71%	\$ 701.04	\$ 819.60	16.91%
MGS-S Customer 1337	\$ 15,393.80	\$ 15,500.06	0.69%	\$ 2,280.77	\$ 2,423.16	6.24%
MGS-S Customer 1338	\$ 9,790.03	\$ 9,865.21	0.77%	\$ 1,465.62	\$ 1,569.94	7.12%
MGS-S Customer 1339	\$ 56,229.45	\$ 56,415.52	0.33%	\$ 6,492.17	\$ 6,668.45	2.72%
MGS-S Customer 1340	\$ 13,022.08	\$ 13,129.89	0.83%	\$ 2,356.18	\$ 2,498.40	6.04%
MGS-S Customer 1341	\$ 13,927.39	\$ 14,014.81	0.63%	\$ 2,021.90	\$ 2,134.27	5.56%
MGS-S Customer 1342	\$ 21,176.26	\$ 21,275.31	0.47%	\$ 2,546.90	\$ 2,666.65	4.70%
MGS-S Customer 1343	\$ 32,889.20	\$ 33,007.87	0.36%	\$ 3,432.59	\$ 3,564.74	3.85%
MGS-S Customer 1344	\$ 7,539.08	\$ 7,615.97	1.02%	\$ 1,543.81	\$ 1,649.29	6.83%
MGS-S Customer 1345	\$ 4,903.07	\$ 5,007.66	2.13%	\$ 2,131.58	\$ 2,295.70	7.70%
MGS-S Customer 1346	\$ 16,509.68	\$ 16,608.71	0.60%	\$ 2,547.86	\$ 2,667.74	4.71%
MGS-S Customer 1347	\$ 22,018.62	\$ 22,114.68	0.44%	\$ 2,412.39	\$ 2,530.28	4.89%
MGS-S Customer 1348	\$ 104,075.72	\$ 104,271.42	0.19%	\$ 6,925.98	\$ 7,108.26	2.63%
MGS-S Customer 1349	\$ 30,680.41	\$ 30,785.29	0.34%	\$ 2,813.39	\$ 2,937.11	4.40%
MGS-S Customer 1350	\$ 10,489.48	\$ 10,585.43	0.91%	\$ 1,819.86	\$ 1,954.46	7.40%
MGS-S Customer 1351	\$ 35,519.93	\$ 35,690.55	0.48%	\$ 5,177.02	\$ 5,367.71	3.68%
MGS-S Customer 1352	\$ 13,102.49	\$ 13,196.29	0.72%	\$ 1,721.63	\$ 1,854.79	7.73%
MGS-S Customer 1353	\$ 16,732.00	\$ 16,815.05	0.50%	\$ 1,823.04	\$ 1,932.51	6.00%
MGS-S Customer 1354	\$ 35,521.02	\$ 35,694.45	0.49%	\$ 5,331.48	\$ 5,516.32	3.47%
MGS-S Customer 1355	\$ 21,603.00	\$ 21,701.55	0.46%	\$ 2,524.68	\$ 2,644.11	4.73%
MGS-S Customer 1356	\$ 651.63	\$ 722.97	10.95%	\$ 703.62	\$ 822.22	16.86%
MGS-S Customer 1357	\$ 15,434.19	\$ 15,539.83	0.68%	\$ 2,258.90	\$ 2,399.79	6.24%

Internal Use

Customer	Bundled 8/23 Prices	Bundled 1/24 Prices	Bundled % Difference	Distribution 1/24 Prices	Distribution 8/24 Prices	Distribution % Difference
MGS-S Customer 1358	\$ 13,980.07	\$ 14,069.75	0.64%	\$ 1,535.18	\$ 1,665.68	8.50%
MGS-S Customer 1359	\$ 9,054.35	\$ 9,144.53	1.00%	\$ 1,558.07	\$ 1,688.91	8.40%
MGS-S Customer 1360	\$ 26,785.62	\$ 26,891.73	0.40%	\$ 2,867.14	\$ 2,991.50	4.34%
MGS-S Customer 1361	\$ 22,292.12	\$ 22,410.29	0.53%	\$ 2,826.96	\$ 2,975.96	5.27%
MGS-S Customer 1362	\$ 34,851.04	\$ 34,968.98	0.34%	\$ 3,403.65	\$ 3,535.71	3.88%
MGS-S Customer 1363	\$ 18,796.37	\$ 18,885.29	0.47%	\$ 2,088.31	\$ 2,201.54	5.42%
MGS-S Customer 1364	\$ 11,410.51	\$ 11,483.92	0.64%	\$ 1,385.39	\$ 1,488.56	7.45%
MGS-S Customer 1365	\$ 11,569.76	\$ 11,663.78	0.81%	\$ 1,730.59	\$ 1,863.77	7.70%
MGS-S Customer 1366	\$ 14,748.26	\$ 14,830.11	0.55%	\$ 1,768.26	\$ 1,876.94	6.15%
MGS-S Customer 1367	\$ 32,208.84	\$ 32,438.10	0.71%	\$ 7,476.53	\$ 7,814.31	4.52%
MGS-S Customer 1368	\$ 13,754.46	\$ 13,866.54	0.81%	\$ 2,509.36	\$ 2,667.74	6.31%
MGS-S Customer 1369	\$ 45,688.31	\$ 45,814.00	0.28%	\$ 3,754.28	\$ 3,891.28	3.65%
MGS-S Customer 1370	\$ 31,799.04	\$ 31,918.45	0.38%	\$ 3,470.49	\$ 3,603.49	3.83%
MGS-S Customer 1371	\$ 20,426.86	\$ 20,542.70	0.57%	\$ 2,721.65	\$ 2,869.19	5.42%
MGS-S Customer 1372	\$ 5,196.92	\$ 5,276.84	1.54%	\$ 1,678.62	\$ 1,785.86	6.39%
MGS-S Customer 1373	\$ 28,834.17	\$ 28,967.21	0.46%	\$ 3,500.13	\$ 3,658.74	4.53%
MGS-S Customer 1374	\$ 17,704.08	\$ 17,818.24	0.64%	\$ 2,645.66	\$ 2,792.11	5.54%
MGS-S Customer 1375	\$ 54,632.29	\$ 54,791.18	0.29%	\$ 4,672.68	\$ 4,848.12	3.75%
MGS-S Customer 1376	\$ 16,644.17	\$ 16,747.80	0.62%	\$ 2,170.34	\$ 2,310.12	6.44%
MGS-S Customer 1377	\$ 265,353.40	\$ 265,869.20	0.19%	\$ 20,848.02	\$ 21,254.75	1.95%
MGS-S Customer 1378	\$ 27,233.04	\$ 27,389.77	0.58%	\$ 4,172.85	\$ 4,469.54	7.11%
MGS-S Customer 1379	\$ 37,971.51	\$ 38,104.84	0.35%	\$ 3,514.01	\$ 3,672.87	4.52%
MGS-S Customer 1380	\$ 16,629.24	\$ 16,716.45	0.52%	\$ 2,011.19	\$ 2,123.32	5.58%
MGS-S Customer 1381	\$ 2,505.45	\$ 2,583.23	3.10%	\$ 994.91	\$ 1,117.61	12.33%
MGS-S Customer 1382	\$ 2,182.23	\$ 2,264.57	3.77%	\$ 1,200.82	\$ 1,326.42	10.46%
MGS-S Customer 1383	\$ 12,097.73	\$ 12,173.70	0.63%	\$ 1,501.91	\$ 1,606.77	6.98%
MGS-S Customer 1384	\$ 27,375.73	\$ 27,494.90	0.44%	\$ 2,873.22	\$ 3,022.96	5.21%
MGS-S Customer 1385	\$ 22,036.20	\$ 22,162.83	0.57%	\$ 3,211.51	\$ 3,366.11	4.81%
MGS-S Customer 1386	\$ 26,284.68	\$ 26,386.49	0.39%	\$ 2,672.60	\$ 2,794.20	4.55%
MGS-S Customer 1387	\$ 54,128.58	\$ 54,283.55	0.29%	\$ 5,079.48	\$ 5,235.34	3.07%
MGS-S Customer 1388	\$ 15,279.56	\$ 15,371.28	0.60%	\$ 2,216.29	\$ 2,331.44	5.20%
MGS-S Customer 1389	\$ 11,005.00	\$ 11,078.10	0.66%	\$ 1,372.48	\$ 1,475.54	7.51%
MGS-S Customer 1390	\$ 9,482.86	\$ 9,558.07	0.79%	\$ 1,468.44	\$ 1,572.90	7.11%
MGS-S Customer 1391	\$ 12,920.53	\$ 12,996.07	0.58%	\$ 1,482.16	\$ 1,586.73	7.06%
MGS-S Customer 1392	\$ 10,516.31	\$ 10,625.08	1.03%	\$ 2,399.60	\$ 2,542.43	5.95%
MGS-S Customer 1393	\$ 8,764.92	\$ 8,856.74	1.05%	\$ 1,632.54	\$ 1,764.49	8.08%
MGS-S Customer 1394	\$ 21,072.15	\$ 21,170.32	0.47%	\$ 2,506.20	\$ 2,625.31	4.75%
MGS-S Customer 1395	\$ 10,582.64	\$ 10,681.69	0.94%	\$ 1,959.80	\$ 2,096.39	6.97%
MGS-S Customer 1396	\$ 11,498.55	\$ 11,583.64	0.74%	\$ 1,326.48	\$ 1,453.95	9.61%
MGS-S Customer 1397	\$ 22,244.62	\$ 22,366.96	0.55%	\$ 3,016.81	\$ 3,168.61	5.03%

Internal Use

Customer	Bundled 8/23 Prices	Bundled 1/24 Prices	Bundled % Difference	Distribution 1/24 Prices	Distribution 8/24 Prices	Distribution % Difference
MGS-S Customer 1398	\$ 12,644.29	\$ 12,724.58	0.63%	\$ 1,697.89	\$ 1,805.59	6.34%
MGS-S Customer 1399	\$ 29,816.48	\$ 29,940.24	0.42%	\$ 3,079.19	\$ 3,231.75	4.95%
MGS-S Customer 1400	\$ 30,864.62	\$ 30,988.66	0.40%	\$ 3,093.78	\$ 3,246.67	4.94%
MGS-S Customer 1401	\$ 23,156.58	\$ 23,270.89	0.49%	\$ 2,652.07	\$ 2,798.58	5.52%
MGS-S Customer 1402	\$ 6,147.44	\$ 6,229.37	1.33%	\$ 1,182.04	\$ 1,307.37	10.60%
MGS-S Customer 1403	\$ 19,467.95	\$ 19,578.87	0.57%	\$ 2,491.83	\$ 2,635.61	5.77%
MGS-S Customer 1404	\$ 20,586.79	\$ 20,667.02	0.39%	\$ 1,695.39	\$ 1,803.06	6.35%
MGS-S Customer 1405	\$ 10,555.92	\$ 10,647.39	0.87%	\$ 1,613.82	\$ 1,745.30	8.15%
MGS-S Customer 1406	\$ 23,282.81	\$ 23,380.96	0.42%	\$ 2,506.10	\$ 2,625.29	4.76%
MGS-S Customer 1407	\$ 629.76	\$ 701.04	11.32%	\$ 701.04	\$ 819.60	16.91%
MGS-S Customer 1408	\$ 21,091.04	\$ 21,209.80	0.56%	\$ 2,853.39	\$ 3,002.76	5.23%
MGS-S Customer 1409	\$ 55,412.42	\$ 55,663.98	0.45%	\$ 8,880.18	\$ 9,116.30	2.66%
MGS-S Customer 1410	\$ 18,577.92	\$ 18,694.86	0.63%	\$ 2,770.80	\$ 2,918.97	5.35%
MGS-S Customer 1411	\$ 13,099.15	\$ 13,178.11	0.60%	\$ 1,637.34	\$ 1,744.15	6.52%
MGS-S Customer 1412	\$ 37,973.11	\$ 38,097.49	0.33%	\$ 3,695.38	\$ 3,831.59	3.69%
MGS-S Customer 1413	\$ 21,803.93	\$ 21,895.16	0.42%	\$ 2,194.08	\$ 2,308.88	5.23%
MGS-S Customer 1414	\$ 111,133.52	\$ 111,408.02	0.25%	\$ 9,916.27	\$ 10,166.95	2.53%
MGS-S Customer 1415	\$ 29,926.31	\$ 30,085.98	0.53%	\$ 4,704.02	\$ 4,879.65	3.73%
MGS-S Customer 1416	\$ 4,046.53	\$ 4,125.14	1.94%	\$ 1,032.24	\$ 1,155.47	11.94%
MGS-S Customer 1417	\$ 8,274.72	\$ 8,375.53	1.22%	\$ 2,038.33	\$ 2,175.96	6.75%
MGS-S Customer 1418	\$ 5,585.52	\$ 5,667.70	1.47%	\$ 1,194.92	\$ 1,320.54	10.51%
MGS-S Customer 1419	\$ 8,237.44	\$ 8,316.28	0.96%	\$ 1,633.11	\$ 1,739.93	6.54%
MGS-S Customer 1420	\$ 6,990.30	\$ 7,087.87	1.40%	\$ 1,895.31	\$ 2,031.15	7.17%
MGS-S Customer 1421	\$ 19,433.26	\$ 19,548.11	0.59%	\$ 2,675.07	\$ 2,821.82	5.49%
MGS-S Customer 1422	\$ 40,991.39	\$ 41,130.47	0.34%	\$ 4,363.38	\$ 4,509.25	3.34%
MGS-S Customer 1423	\$ 14,334.92	\$ 14,422.81	0.61%	\$ 2,041.72	\$ 2,154.27	5.51%
MGS-S Customer 1424	\$ 39,125.92	\$ 39,296.28	0.44%	\$ 5,192.82	\$ 5,375.71	3.52%
MGS-S Customer 1425	\$ 10,479.83	\$ 10,581.80	0.97%	\$ 2,091.99	\$ 2,230.43	6.62%
MGS-S Customer 1426	\$ 16,968.64	\$ 17,105.81	0.81%	\$ 3,685.51	\$ 3,846.64	4.37%
MGS-S Customer 1427	\$ 18,512.91	\$ 18,602.88	0.49%	\$ 2,137.04	\$ 2,251.04	5.33%
MGS-S Customer 1428	\$ 16,136.19	\$ 16,221.46	0.53%	\$ 1,925.48	\$ 2,036.57	5.77%
MGS-S Customer 1429	\$ 8,422.83	\$ 8,521.04	1.17%	\$ 1,923.32	\$ 2,059.49	7.08%
MGS-S Customer 1430	\$ 13,131.61	\$ 13,214.56	0.63%	\$ 1,819.36	\$ 1,928.87	6.02%
MGS-S Customer 1431	\$ 76,886.89	\$ 77,089.03	0.26%	\$ 6,630.61	\$ 6,833.89	3.07%
MGS-S Customer 1432	\$ 10,518.49	\$ 10,611.77	0.89%	\$ 1,698.34	\$ 1,831.19	7.82%
MGS-S Customer 1433	\$ 11,281.75	\$ 11,367.95	0.76%	\$ 1,966.23	\$ 2,077.77	5.67%
MGS-S Customer 1434	\$ 9,078.73	\$ 9,175.23	1.06%	\$ 1,839.98	\$ 1,975.99	7.39%
MGS-S Customer 1435	\$ 18,909.89	\$ 18,995.26	0.45%	\$ 1,928.60	\$ 2,039.63	5.76%
MGS-S Customer 1436	\$ 32,489.82	\$ 32,632.89	0.44%	\$ 3,956.36	\$ 4,121.60	4.18%
MGS-S Customer 1437	\$ 39,070.81	\$ 39,206.29	0.35%	\$ 4,195.24	\$ 4,338.37	3.41%

Internal Use

Customer	Bundled 8/23 Prices	Bundled 1/24 Prices	Bundled % Difference	Distribution 1/24 Prices	Distribution 8/24 Prices	Distribution % Difference
MGS-S Customer 1438	\$ 13,225.08	\$ 13,327.01	0.77%	\$ 2,090.23	\$ 2,228.68	6.62%
MGS-S Customer 1439	\$ 48,539.24	\$ 48,688.77	0.31%	\$ 4,251.57	\$ 4,421.19	3.99%
MGS-S Customer 1440	\$ 18,862.28	\$ 18,962.19	0.53%	\$ 2,588.12	\$ 2,708.61	4.66%
MGS-S Customer 1441	\$ 38,014.80	\$ 38,161.94	0.39%	\$ 4,732.25	\$ 4,883.66	3.20%
MGS-S Customer 1442	\$ 41,715.21	\$ 41,837.25	0.29%	\$ 3,588.04	\$ 3,722.61	3.75%
MGS-S Customer 1443	\$ 19,091.58	\$ 19,266.35	0.92%	\$ 5,148.71	\$ 5,407.97	5.04%
MGS-S Customer 1444	\$ 14,579.91	\$ 14,668.32	0.61%	\$ 2,065.36	\$ 2,178.25	5.47%
MGS-S Customer 1445	\$ 24,397.56	\$ 24,498.48	0.41%	\$ 2,632.26	\$ 2,753.27	4.60%
MGS-S Customer 1446	\$ 14,016.57	\$ 14,100.69	0.60%	\$ 1,871.29	\$ 1,981.43	5.89%
MGS-S Customer 1447	\$ 7,786.38	\$ 7,863.72	0.99%	\$ 1,566.34	\$ 1,672.28	6.76%
MGS-S Customer 1448	\$ 17,849.80	\$ 17,952.87	0.58%	\$ 2,143.10	\$ 2,282.35	6.50%
MGS-S Customer 1449	\$ 12,114.74	\$ 12,211.33	0.80%	\$ 1,849.13	\$ 1,984.17	7.30%
MGS-S Customer 1450	\$ 23,260.68	\$ 23,356.73	0.41%	\$ 2,412.33	\$ 2,530.25	4.89%
MGS-S Customer 1451	\$ 5,012.44	\$ 5,077.95	1.31%	\$ 1,026.17	\$ 1,124.11	9.54%
MGS-S Customer 1452	\$ 13,902.59	\$ 13,984.37	0.59%	\$ 1,764.68	\$ 1,873.25	6.15%
MGS-S Customer 1453	\$ 23,731.61	\$ 23,816.04	0.36%	\$ 1,887.95	\$ 1,998.54	5.86%
MGS-S Customer 1454	\$ 17,782.33	\$ 17,885.95	0.58%	\$ 2,164.91	\$ 2,304.29	6.44%
MGS-S Customer 1455	\$ 15,961.39	\$ 16,064.29	0.64%	\$ 2,132.45	\$ 2,271.39	6.52%
MGS-S Customer 1456	\$ 27,688.96	\$ 27,812.51	0.45%	\$ 3,071.71	\$ 3,224.29	4.97%
MGS-S Customer 1457	\$ 23,109.08	\$ 23,233.44	0.54%	\$ 3,104.80	\$ 3,257.61	4.92%
MGS-S Customer 1458	\$ 10,786.23	\$ 10,876.15	0.83%	\$ 1,545.96	\$ 1,676.60	8.45%
MGS-S Customer 1459	\$ 9,875.56	\$ 9,949.34	0.75%	\$ 1,402.06	\$ 1,505.47	7.38%
MGS-S Customer 1460	\$ 19,876.15	\$ 19,981.63	0.53%	\$ 2,251.84	\$ 2,392.60	6.25%
MGS-S Customer 1461	\$ 9,557.39	\$ 9,631.13	0.77%	\$ 811.92	\$ 932.04	14.79%
MGS-S Customer 1462	\$ 18,220.72	\$ 18,303.90	0.46%	\$ 1,827.62	\$ 1,937.08	5.99%
MGS-S Customer 1463	\$ 15,579.09	\$ 15,665.70	0.56%	\$ 1,983.44	\$ 2,095.15	5.63%
MGS-S Customer 1464	\$ 18,735.32	\$ 18,833.44	0.52%	\$ 1,918.43	\$ 2,054.47	7.09%
MGS-S Customer 1465	\$ 76,764.64	\$ 76,978.31	0.28%	\$ 7,150.95	\$ 7,361.49	2.94%
MGS-S Customer 1466	\$ 11,856.08	\$ 11,920.79	0.55%	\$ 989.59	\$ 1,087.02	9.85%
MGS-S Customer 1467	\$ 12,689.48	\$ 12,797.87	0.85%	\$ 2,387.43	\$ 2,530.40	5.99%
MGS-S Customer 1468	\$ 8,879.14	\$ 8,952.96	0.83%	\$ 1,405.00	\$ 1,508.54	7.37%
MGS-S Customer 1469	\$ 26,895.07	\$ 27,007.84	0.42%	\$ 2,580.97	\$ 2,726.37	5.63%
MGS-S Customer 1470	\$ 15,170.28	\$ 15,242.18	0.47%	\$ 1,318.75	\$ 1,421.09	7.76%
MGS-S Customer 1471	\$ 27,274.28	\$ 27,383.17	0.40%	\$ 2,994.25	\$ 3,120.47	4.22%
MGS-S Customer 1472	\$ 12,883.14	\$ 12,978.71	0.74%	\$ 1,799.40	\$ 1,933.50	7.45%
MGS-S Customer 1473	\$ 21,054.13	\$ 21,174.83	0.57%	\$ 2,941.25	\$ 3,091.88	5.12%
MGS-S Customer 1474	\$ 191,762.41	\$ 192,236.18	0.25%	\$ 18,940.27	\$ 19,319.51	2.00%
MGS-S Customer 1475	\$ 11,913.09	\$ 12,012.49	0.83%	\$ 1,975.88	\$ 2,112.67	6.92%
MGS-S Customer 1476	\$ 41,314.64	\$ 41,452.73	0.33%	\$ 4,316.55	\$ 4,461.62	3.36%
MGS-S Customer 1477	\$ 145,397.05	\$ 145,798.95	0.28%	\$ 15,614.70	\$ 15,973.59	2.30%

Internal Use

Customer	Bundled 8/23 Prices	Bundled 1/24 Prices	Bundled % Difference	Distribution 1/24 Prices	Distribution 8/24 Prices	Distribution % Difference
MGS-S Customer 1478	\$ 1,186.85	\$ 1,258.13	6.01%	\$ 701.04	\$ 819.60	16.91%
MGS-S Customer 1479	\$ 10,454.58	\$ 10,556.52	0.98%	\$ 2,090.78	\$ 2,229.20	6.62%
MGS-S Customer 1480	\$ 56,404.35	\$ 56,564.01	0.28%	\$ 4,706.07	\$ 4,881.87	3.74%
MGS-S Customer 1481	\$ 49,378.84	\$ 49,526.10	0.30%	\$ 4,731.50	\$ 4,882.48	3.19%
MGS-S Customer 1482	\$ 45,274.00	\$ 45,415.19	0.31%	\$ 4,455.85	\$ 4,602.83	3.30%
MGS-S Customer 1483	\$ 32,028.60	\$ 32,159.02	0.41%	\$ 3,381.56	\$ 3,538.45	4.64%
MGS-S Customer 1484	\$ 39,437.50	\$ 39,596.92	0.40%	\$ 4,664.73	\$ 4,850.07	3.97%
MGS-S Customer 1485	\$ 2,454.70	\$ 2,526.02	2.91%	\$ 703.03	\$ 821.62	16.87%
MGS-S Customer 1486	\$ 29,570.05	\$ 29,700.54	0.44%	\$ 3,385.21	\$ 3,542.22	4.64%
MGS-S Customer 1487	\$ 9,535.34	\$ 9,613.12	0.82%	\$ 1,585.68	\$ 1,691.87	6.70%
MGS-S Customer 1488	\$ 27,535.15	\$ 27,669.57	0.49%	\$ 3,562.24	\$ 3,721.71	4.48%
MGS-S Customer 1489	\$ 28,560.39	\$ 28,717.59	0.55%	\$ 4,596.96	\$ 4,771.39	3.79%
MGS-S Customer 1490	\$ 26,730.09	\$ 26,861.99	0.49%	\$ 3,448.51	\$ 3,606.39	4.58%
MGS-S Customer 1491	\$ 17,338.23	\$ 17,447.17	0.63%	\$ 2,408.36	\$ 2,551.39	5.94%
MGS-S Customer 1492	\$ 12,390.04	\$ 12,469.20	0.64%	\$ 1,644.90	\$ 1,751.71	6.49%
MGS-S Customer 1493	\$ 12,133.36	\$ 12,210.74	0.64%	\$ 1,564.16	\$ 1,669.83	6.76%
MGS-S Customer 1494	\$ 74,638.37	\$ 74,841.94	0.27%	\$ 6,691.71	\$ 6,895.62	3.05%
MGS-S Customer 1495	\$ 13,063.66	\$ 13,163.42	0.76%	\$ 1,991.44	\$ 2,128.43	6.88%
MGS-S Customer 1496	\$ 14,872.28	\$ 14,929.87	0.39%	\$ 668.58	\$ 761.52	13.90%
MGS-S Customer 1497	\$ 55,293.24	\$ 55,471.28	0.32%	\$ 5,537.75	\$ 5,725.36	3.39%
MGS-S Customer 1498	\$ 42,573.58	\$ 42,763.24	0.45%	\$ 6,064.29	\$ 6,259.44	3.22%
MGS-S Customer 1499	\$ 45,012.46	\$ 45,152.43	0.31%	\$ 4,402.06	\$ 4,548.37	3.32%
MGS-S Customer 1500	\$ 9,375.14	\$ 9,469.86	1.01%	\$ 1,763.71	\$ 1,897.49	7.59%
MGS-S Customer 1501	\$ 19,169.94	\$ 19,264.40	0.49%	\$ 2,341.12	\$ 2,458.07	5.00%
MGS-S Customer 1502	\$ 27,639.13	\$ 27,745.17	0.38%	\$ 2,865.00	\$ 2,989.36	4.34%
MGS-S Customer 1503	\$ 9,062.99	\$ 9,117.71	0.60%	\$ 538.56	\$ 629.64	16.91%
MGS-S Customer 1504	\$ 11,996.58	\$ 12,097.70	0.84%	\$ 2,054.35	\$ 2,192.34	6.72%
MGS-S Customer 1505	\$ 693.65	\$ 765.17	10.31%	\$ 711.63	\$ 830.34	16.68%
MGS-S Customer 1506	\$ 12,731.02	\$ 12,826.00	0.75%	\$ 2,364.09	\$ 2,481.32	4.96%
MGS-S Customer 1507	\$ 9,145.44	\$ 9,235.73	0.99%	\$ 1,563.00	\$ 1,693.94	8.38%
MGS-S Customer 1508	\$ 4,599.82	\$ 4,680.96	1.76%	\$ 1,146.35	\$ 1,271.18	10.89%
MGS-S Customer 1509	\$ 16,743.35	\$ 16,808.26	0.39%	\$ 999.13	\$ 1,096.70	9.77%
MGS-S Customer 1510	\$ 10,273.81	\$ 10,351.36	0.75%	\$ 1,574.16	\$ 1,680.11	6.73%
MGS-S Customer 1511	\$ 15,728.13	\$ 15,782.85	0.35%	\$ 538.56	\$ 629.64	16.91%
MGS-S Customer 1512	\$ 10,459.81	\$ 10,564.54	1.00%	\$ 2,216.04	\$ 2,356.20	6.32%
MGS-S Customer 1513	\$ 14,521.39	\$ 14,602.34	0.56%	\$ 1,727.24	\$ 1,835.31	6.26%
MGS-S Customer 1514	\$ 22,738.51	\$ 22,892.54	0.68%	\$ 4,336.86	\$ 4,546.03	4.82%
MGS-S Customer 1515	\$ 11,261.62	\$ 11,355.05	0.83%	\$ 1,702.41	\$ 1,835.11	7.79%
MGS-S Customer 1516	\$ 17,834.90	\$ 17,927.48	0.52%	\$ 2,254.47	\$ 2,370.10	5.13%
MGS-S Customer 1517	\$ 9,774.88	\$ 9,870.41	0.98%	\$ 1,800.87	\$ 1,935.21	7.46%

Internal Use

Customer	Bundled 8/23 Prices	Bundled 1/24 Prices	Bundled % Difference	Distribution 1/24 Prices	Distribution 8/24 Prices	Distribution % Difference
MGS-S Customer 1518	\$ 7,775.21	\$ 7,863.53	1.14%	\$ 1,473.81	\$ 1,603.46	8.80%
MGS-S Customer 1519	\$ 24,903.17	\$ 25,035.61	0.53%	\$ 3,474.28	\$ 3,632.59	4.56%
MGS-S Customer 1520	\$ 3,605.07	\$ 3,685.35	2.23%	\$ 1,109.29	\$ 1,233.73	11.22%
MGS-S Customer 1521	\$ 23,212.50	\$ 23,320.75	0.47%	\$ 2,376.32	\$ 2,518.82	6.00%
MGS-S Customer 1522	\$ 27,550.63	\$ 27,648.50	0.36%	\$ 2,494.42	\$ 2,613.48	4.77%
MGS-S Customer 1523	\$ 10,747.61	\$ 10,820.92	0.68%	\$ 1,381.16	\$ 1,484.31	7.47%
MGS-S Customer 1524	\$ 12,147.84	\$ 12,249.27	0.83%	\$ 2,068.85	\$ 2,207.06	6.68%
MGS-S Customer 1525	\$ 3,992.37	\$ 4,070.18	1.95%	\$ 997.15	\$ 1,119.97	12.32%
MGS-S Customer 1526	\$ 69,382.34	\$ 69,475.50	0.13%	\$ 2,275.28	\$ 2,390.82	5.08%
MGS-S Customer 1527	\$ 8,271.90	\$ 8,355.21	1.01%	\$ 1,244.76	\$ 1,370.98	10.14%
MGS-S Customer 1528	\$ 8,507.10	\$ 8,597.16	1.06%	\$ 1,552.28	\$ 1,683.04	8.42%
MGS-S Customer 1529	\$ 43,094.24	\$ 43,249.88	0.36%	\$ 4,522.54	\$ 4,695.63	3.83%
MGS-S Customer 1530	\$ 4,340.78	\$ 4,421.66	1.86%	\$ 1,134.82	\$ 1,259.49	10.99%
MGS-S Customer 1531	\$ 4,646.64	\$ 4,709.10	1.34%	\$ 888.05	\$ 984.05	10.81%
MGS-S Customer 1532	\$ 7,476.20	\$ 7,554.55	1.05%	\$ 1,609.24	\$ 1,715.61	6.61%
MGS-S Customer 1533	\$ 20,691.21	\$ 20,806.95	0.56%	\$ 2,716.67	\$ 2,864.09	5.43%
MGS-S Customer 1534	\$ 91,237.59	\$ 91,525.12	0.32%	\$ 10,421.49	\$ 10,705.86	2.73%
MGS-S Customer 1535	\$ 77,602.77	\$ 77,896.49	0.38%	\$ 10,597.76	\$ 10,914.39	2.99%
MGS-S Customer 1536	\$ 4,102.93	\$ 4,157.65	1.33%	\$ 538.56	\$ 629.64	16.91%
MGS-S Customer 1537	\$ 10,733.75	\$ 10,794.58	0.57%	\$ 815.47	\$ 910.49	11.65%
MGS-S Customer 1538	\$ 12,138.58	\$ 12,215.11	0.63%	\$ 1,527.79	\$ 1,633.07	6.89%
MGS-S Customer 1539	\$ 60,361.32	\$ 60,517.25	0.26%	\$ 5,130.04	\$ 5,287.12	3.06%
MGS-S Customer 1540	\$ 43,278.21	\$ 43,405.95	0.30%	\$ 3,848.48	\$ 3,986.92	3.60%
MGS-S Customer 1541	\$ 41,584.31	\$ 41,730.16	0.35%	\$ 4,079.58	\$ 4,246.37	4.09%
MGS-S Customer 1542	\$ 4,550.13	\$ 4,614.12	1.41%	\$ 957.28	\$ 1,054.26	10.13%
MGS-S Customer 1543	\$ 28,637.31	\$ 28,764.44	0.44%	\$ 3,232.65	\$ 3,387.45	4.79%
MGS-S Customer 1544	\$ 12,973.97	\$ 13,052.36	0.60%	\$ 1,613.07	\$ 1,719.64	6.61%
MGS-S Customer 1545	\$ 23,249.89	\$ 23,373.14	0.53%	\$ 3,059.44	\$ 3,211.93	4.98%
MGS-S Customer 1546	\$ 9,908.01	\$ 10,005.73	0.99%	\$ 1,901.53	\$ 2,037.39	7.14%
MGS-S Customer 1547	\$ 20,449.36	\$ 20,626.41	0.87%	\$ 5,494.47	\$ 5,681.56	3.41%
MGS-S Customer 1548	\$ 12,105.18	\$ 12,164.01	0.49%	\$ 724.29	\$ 817.98	12.94%
MGS-S Customer 1549	\$ 18,869.84	\$ 18,963.25	0.50%	\$ 2,292.25	\$ 2,408.41	5.07%
MGS-S Customer 1550	\$ 31,531.49	\$ 31,632.91	0.32%	\$ 2,659.51	\$ 2,781.23	4.58%
MGS-S Customer 1551	\$ 196,423.26	\$ 196,852.55	0.22%	\$ 16,924.32	\$ 17,276.51	2.08%
MGS-S Customer 1552	\$ 7,315.12	\$ 7,369.84	0.75%	\$ 538.56	\$ 629.64	16.91%
MGS-S Customer 1553	\$ 4,006.08	\$ 4,085.14	1.97%	\$ 1,052.92	\$ 1,176.45	11.73%
MGS-S Customer 1554	\$ 12,141.78	\$ 12,280.66	1.14%	\$ 3,575.10	\$ 3,795.64	6.17%
MGS-S Customer 1555	\$ 45,307.39	\$ 45,602.14	0.65%	\$ 10,416.63	\$ 10,809.11	3.77%
MGS-S Customer 1556	\$ 6,998.43	\$ 7,107.58	1.56%	\$ 2,350.49	\$ 2,514.57	6.98%
MGS-S Customer 1557	\$ 19,652.01	\$ 19,740.52	0.45%	\$ 2,071.30	\$ 2,184.42	5.46%

Internal Use

Customer	Bundled 8/23 Prices	Bundled 1/24 Prices	Bundled % Difference	Distribution 1/24 Prices	Distribution 8/24 Prices	Distribution % Difference
MGS-S Customer 1558	\$ 17,646.34	\$ 17,781.40	0.77%	\$ 3,480.05	\$ 3,673.54	5.56%
MGS-S Customer 1559	\$ 19,521.78	\$ 19,631.49	0.56%	\$ 2,443.37	\$ 2,586.88	5.87%
MGS-S Customer 1560	\$ 12,352.76	\$ 12,435.87	0.67%	\$ 1,825.30	\$ 1,934.76	6.00%
MGS-S Customer 1561	\$ 10,481.64	\$ 10,562.42	0.77%	\$ 1,720.07	\$ 1,828.07	6.28%
MGS-S Customer 1562	\$ 18,500.82	\$ 18,608.22	0.58%	\$ 2,335.64	\$ 2,477.42	6.07%
MGS-S Customer 1563	\$ 14,473.91	\$ 14,572.95	0.68%	\$ 1,958.26	\$ 2,094.73	6.97%
MGS-S Customer 1564	\$ 15,054.79	\$ 15,128.81	0.49%	\$ 1,414.51	\$ 1,518.20	7.33%
MGS-S Customer 1565	\$ 5,155.73	\$ 5,236.98	1.58%	\$ 1,740.06	\$ 1,848.27	6.22%
MGS-S Customer 1566	\$ 8,006.13	\$ 8,079.31	0.91%	\$ 1,376.03	\$ 1,479.14	7.49%
MGS-S Customer 1567	\$ 15,784.05	\$ 15,887.31	0.65%	\$ 2,150.25	\$ 2,289.53	6.48%
MGS-S Customer 1568	\$ 15,713.33	\$ 15,823.92	0.70%	\$ 2,485.52	\$ 2,629.78	5.80%
MGS-S Customer 1569	\$ 11,646.73	\$ 11,701.45	0.47%	\$ 538.56	\$ 629.64	16.91%
MGS-S Customer 1570	\$ 5,657.75	\$ 5,727.54	1.23%	\$ 1,223.97	\$ 1,325.02	8.26%
MGS-S Customer 1571	\$ 5,526.79	\$ 5,621.67	1.72%	\$ 1,714.72	\$ 1,865.21	8.78%
MGS-S Customer 1572	\$ 19,600.76	\$ 19,703.47	0.52%	\$ 2,122.33	\$ 2,260.99	6.53%
MGS-S Customer 1573	\$ 14,852.44	\$ 14,946.02	0.63%	\$ 2,299.16	\$ 2,415.39	5.06%
MGS-S Customer 1574	\$ 32,436.86	\$ 32,506.45	0.21%	\$ 1,210.50	\$ 1,311.05	8.31%
MGS-S Customer 1575	\$ 46,926.45	\$ 47,094.98	0.36%	\$ 5,108.23	\$ 5,289.78	3.55%
MGS-S Customer 1576	\$ 11,088.75	\$ 11,186.02	0.88%	\$ 1,879.07	\$ 2,014.49	7.21%
MGS-S Customer 1577	\$ 9,167.12	\$ 9,242.35	0.82%	\$ 1,467.85	\$ 1,572.22	7.11%
MGS-S Customer 1578	\$ 11,694.77	\$ 11,778.80	0.72%	\$ 1,866.60	\$ 1,976.65	5.90%
MGS-S Customer 1579	\$ 15,533.05	\$ 15,630.56	0.63%	\$ 1,889.99	\$ 2,025.56	7.17%
MGS-S Customer 1580	\$ 13,303.88	\$ 13,407.16	0.78%	\$ 2,150.81	\$ 2,290.09	6.48%
MGS-S Customer 1581	\$ 20,982.56	\$ 21,050.32	0.32%	\$ 1,127.85	\$ 1,227.23	8.81%
MGS-S Customer 1582	\$ 8,115.47	\$ 8,177.54	0.76%	\$ 870.36	\$ 966.11	11.00%
MGS-S Customer 1583	\$ 34,751.64	\$ 34,854.59	0.30%	\$ 2,727.56	\$ 2,850.17	4.50%
MGS-S Customer 1584	\$ 64,192.08	\$ 64,356.34	0.26%	\$ 4,917.13	\$ 5,096.13	3.64%
MGS-S Customer 1585	\$ 994.22	\$ 1,066.72	7.29%	\$ 756.31	\$ 875.64	15.78%
MGS-S Customer 1586	\$ 9,009.65	\$ 9,080.93	0.79%	\$ 701.04	\$ 819.60	16.91%
MGS-S Customer 1587	\$ 17,990.53	\$ 18,077.81	0.49%	\$ 2,014.73	\$ 2,126.96	5.57%
MGS-S Customer 1588	\$ 15,421.69	\$ 15,504.82	0.54%	\$ 1,826.22	\$ 1,935.73	6.00%
MGS-S Customer 1589	\$ 16,926.89	\$ 17,042.27	0.68%	\$ 2,701.20	\$ 2,848.46	5.45%
MGS-S Customer 1590	\$ 21,488.34	\$ 21,579.02	0.42%	\$ 2,169.01	\$ 2,283.46	5.28%
MGS-S Customer 1591	\$ 27,383.35	\$ 27,503.72	0.44%	\$ 2,923.79	\$ 3,074.01	5.14%
MGS-S Customer 1592	\$ 13,887.83	\$ 13,995.69	0.78%	\$ 2,360.33	\$ 2,502.70	6.03%
MGS-S Customer 1593	\$ 13,177.32	\$ 13,278.23	0.77%	\$ 2,044.24	\$ 2,182.04	6.74%
MGS-S Customer 1594	\$ 29,557.63	\$ 29,670.86	0.38%	\$ 3,189.69	\$ 3,318.65	4.04%
MGS-S Customer 1595	\$ 3,986.86	\$ 4,076.10	2.24%	\$ 1,518.78	\$ 1,649.28	8.59%
MGS-S Customer 1596	\$ 16,398.83	\$ 16,508.29	0.67%	\$ 2,429.65	\$ 2,572.79	5.89%
MGS-S Customer 1597	\$ 18,568.72	\$ 18,682.96	0.62%	\$ 2,648.36	\$ 2,794.78	5.53%

Internal Use

Customer	Bundled 8/23 Prices	Bundled 1/24 Prices	Bundled % Difference	Distribution 1/24 Prices	Distribution 8/24 Prices	Distribution % Difference
MGS-S Customer 1598	\$ 21,447.12	\$ 21,559.55	0.52%	\$ 2,565.83	\$ 2,711.07	5.66%
MGS-S Customer 1599	\$ 24,736.03	\$ 24,858.38	0.49%	\$ 3,020.17	\$ 3,172.22	5.03%
MGS-S Customer 1600	\$ 9,463.10	\$ 9,565.33	1.08%	\$ 2,105.18	\$ 2,243.91	6.59%
MGS-S Customer 1601	\$ 11,813.80	\$ 11,902.55	0.75%	\$ 1,487.57	\$ 1,618.86	8.83%
MGS-S Customer 1602	\$ 20,781.57	\$ 20,867.87	0.42%	\$ 1,971.12	\$ 2,082.77	5.66%
MGS-S Customer 1603	\$ 8,665.09	\$ 8,758.02	1.07%	\$ 1,683.68	\$ 1,816.36	7.88%
MGS-S Customer 1604	\$ 20,726.52	\$ 20,814.09	0.42%	\$ 2,028.13	\$ 2,140.55	5.54%
MGS-S Customer 1605	\$ 9,182.53	\$ 9,269.41	0.95%	\$ 1,995.39	\$ 2,107.27	5.61%
MGS-S Customer 1606	\$ 12,811.14	\$ 12,887.91	0.60%	\$ 1,538.21	\$ 1,643.62	6.85%
MGS-S Customer 1607	\$ 15,264.16	\$ 15,347.23	0.54%	\$ 1,823.77	\$ 1,933.27	6.00%
MGS-S Customer 1608	\$ 35,999.62	\$ 36,141.39	0.39%	\$ 3,897.13	\$ 4,061.48	4.22%
MGS-S Customer 1609	\$ 20,658.37	\$ 20,776.91	0.57%	\$ 2,843.56	\$ 2,992.82	5.25%
MGS-S Customer 1610	\$ 13,104.14	\$ 13,202.76	0.75%	\$ 1,940.43	\$ 2,076.73	7.02%
MGS-S Customer 1611	\$ 14,617.87	\$ 14,716.19	0.67%	\$ 1,926.44	\$ 2,062.52	7.06%
MGS-S Customer 1612	\$ 5,831.31	\$ 5,928.09	1.66%	\$ 1,856.60	\$ 1,991.70	7.28%
MGS-S Customer 1613	\$ 3,143.36	\$ 3,220.63	2.46%	\$ 971.61	\$ 1,093.98	12.59%
MGS-S Customer 1614	\$ 1,347.98	\$ 1,419.26	5.29%	\$ 701.04	\$ 819.60	16.91%
MGS-S Customer 1615	\$ 15,229.23	\$ 15,314.09	0.56%	\$ 1,905.18	\$ 2,015.83	5.81%
MGS-S Customer 1616	\$ 38,271.94	\$ 38,400.47	0.34%	\$ 3,883.39	\$ 4,022.27	3.58%
MGS-S Customer 1617	\$ 25,421.45	\$ 25,513.28	0.36%	\$ 2,221.47	\$ 2,336.70	5.19%
MGS-S Customer 1618	\$ 15,020.04	\$ 15,074.76	0.36%	\$ 538.56	\$ 629.64	16.91%
MGS-S Customer 1619	\$ 22,649.76	\$ 22,756.28	0.47%	\$ 2,293.43	\$ 2,434.42	6.15%
MGS-S Customer 1620	\$ 13,934.83	\$ 14,019.83	0.61%	\$ 1,910.63	\$ 2,021.30	5.79%
MGS-S Customer 1621	\$ 21,321.85	\$ 21,406.67	0.40%	\$ 1,905.34	\$ 2,016.15	5.82%
MGS-S Customer 1622	\$ 10,344.25	\$ 10,438.63	0.91%	\$ 1,748.95	\$ 1,882.58	7.64%
MGS-S Customer 1623	\$ 13,490.92	\$ 13,592.03	0.75%	\$ 2,053.08	\$ 2,190.98	6.72%
MGS-S Customer 1624	\$ 31,247.96	\$ 31,360.08	0.36%	\$ 3,139.43	\$ 3,267.65	4.08%
MGS-S Customer 1625	\$ 10,500.09	\$ 10,585.04	0.81%	\$ 1,909.63	\$ 2,020.37	5.80%
MGS-S Customer 1626	\$ 12,504.49	\$ 12,571.13	0.53%	\$ 1,079.28	\$ 1,178.12	9.16%
MGS-S Customer 1627	\$ 2,598.60	\$ 2,674.72	2.93%	\$ 919.92	\$ 1,041.56	13.22%
MGS-S Customer 1628	\$ 1,888.72	\$ 1,950.25	3.26%	\$ 847.21	\$ 942.71	11.27%
MGS-S Customer 1629	\$ 10,546.29	\$ 10,639.56	0.88%	\$ 1,697.10	\$ 1,829.85	7.82%
MGS-S Customer 1630	\$ 126,105.19	\$ 126,411.21	0.24%	\$ 11,342.75	\$ 11,613.68	2.39%
MGS-S Customer 1631	\$ 81,947.71	\$ 82,207.70	0.32%	\$ 9,256.82	\$ 9,497.95	2.60%
MGS-S Customer 1632	\$ 80,257.40	\$ 80,502.39	0.31%	\$ 8,576.41	\$ 8,807.78	2.70%
MGS-S Customer 1633	\$ 16,776.96	\$ 16,880.22	0.62%	\$ 2,150.28	\$ 2,289.56	6.48%
MGS-S Customer 1634	\$ 9,384.64	\$ 9,474.36	0.96%	\$ 1,537.37	\$ 1,667.92	8.49%
MGS-S Customer 1635	\$ 22,408.26	\$ 22,518.97	0.49%	\$ 2,488.87	\$ 2,633.06	5.79%
MGS-S Customer 1636	\$ 6,663.47	\$ 6,749.58	1.29%	\$ 1,373.72	\$ 1,501.93	9.33%
MGS-S Customer 1637	\$ 6,641.16	\$ 6,724.00	1.25%	\$ 1,814.01	\$ 1,923.40	6.03%

Internal Use

Customer	Bundled 8/23 Prices	Bundled 1/24 Prices	Bundled % Difference	Distribution 1/24 Prices	Distribution 8/24 Prices	Distribution % Difference
MGS-S Customer 1638	\$ 8,125.23	\$ 8,240.54	1.42%	\$ 2,634.12	\$ 2,799.95	6.30%
MGS-S Customer 1639	\$ 13,127.82	\$ 13,206.62	0.60%	\$ 1,630.07	\$ 1,736.78	6.55%
MGS-S Customer 1640	\$ 15,054.83	\$ 15,158.91	0.69%	\$ 2,188.15	\$ 2,328.01	6.39%
MGS-S Customer 1641	\$ 32,889.40	\$ 32,998.67	0.33%	\$ 3,010.56	\$ 3,136.97	4.20%
MGS-S Customer 1642	\$ 27,992.07	\$ 28,098.63	0.38%	\$ 2,887.82	\$ 3,012.47	4.32%
MGS-S Customer 1643	\$ 35,446.24	\$ 35,562.21	0.33%	\$ 3,313.03	\$ 3,443.70	3.94%
MGS-S Customer 1644	\$ 1,497.99	\$ 1,556.47	3.90%	\$ 708.09	\$ 801.55	13.20%
MGS-S Customer 1645	\$ 26,006.48	\$ 26,147.06	0.54%	\$ 3,845.07	\$ 4,008.81	4.26%
MGS-S Customer 1646	\$ 20,564.93	\$ 20,685.01	0.58%	\$ 2,915.18	\$ 3,065.55	5.16%
MGS-S Customer 1647	\$ 23,321.02	\$ 23,410.06	0.38%	\$ 2,095.82	\$ 2,209.30	5.41%
MGS-S Customer 1648	\$ 12,332.58	\$ 12,435.53	0.83%	\$ 2,136.46	\$ 2,275.56	6.51%
MGS-S Customer 1649	\$ 3,166.80	\$ 3,256.82	2.84%	\$ 1,550.11	\$ 1,680.79	8.43%
MGS-S Customer 1650	\$ 56,681.39	\$ 56,832.58	0.27%	\$ 4,321.79	\$ 4,492.06	3.94%
MGS-S Customer 1651	\$ 9,126.89	\$ 9,215.06	0.97%	\$ 1,466.70	\$ 1,596.22	8.83%
MGS-S Customer 1652	\$ 73,410.73	\$ 73,570.59	0.22%	\$ 4,714.44	\$ 4,890.30	3.73%
MGS-S Customer 1653	\$ 14,965.33	\$ 15,030.89	0.44%	\$ 1,030.76	\$ 1,128.93	9.52%
MGS-S Customer 1654	\$ 14,230.93	\$ 14,324.83	0.66%	\$ 2,314.49	\$ 2,430.99	5.03%
MGS-S Customer 1655	\$ 13,226.22	\$ 13,285.75	0.45%	\$ 755.90	\$ 850.04	12.45%
MGS-S Customer 1656	\$ 6,077.81	\$ 6,170.39	1.52%	\$ 1,666.73	\$ 1,799.13	7.94%
MGS-S Customer 1657	\$ 12,247.40	\$ 12,326.46	0.65%	\$ 1,642.27	\$ 1,749.15	6.51%
MGS-S Customer 1658	\$ 1,369.13	\$ 1,430.58	4.49%	\$ 845.15	\$ 940.74	11.31%
MGS-S Customer 1659	\$ 10,328.16	\$ 10,419.25	0.88%	\$ 1,599.15	\$ 1,730.57	8.22%
MGS-S Customer 1660	\$ 956.93	\$ 1,014.76	6.04%	\$ 679.57	\$ 772.65	13.70%
MGS-S Customer 1661	\$ 483.84	\$ 538.56	11.31%	\$ 538.56	\$ 629.64	16.91%
MGS-S Customer 1662	\$ 18,325.42	\$ 18,425.67	0.55%	\$ 2,014.67	\$ 2,152.06	6.82%
MGS-S Customer 1663	\$ 57,656.19	\$ 57,837.19	0.31%	\$ 5,672.14	\$ 5,861.70	3.34%
MGS-S Customer 1664	\$ 13,764.28	\$ 13,822.83	0.43%	\$ 711.81	\$ 805.33	13.14%
MGS-S Customer 1665	\$ 61,180.03	\$ 61,343.67	0.27%	\$ 4,882.77	\$ 5,062.69	3.68%
MGS-S Customer 1666	\$ 20,650.04	\$ 20,739.82	0.43%	\$ 2,127.76	\$ 2,241.58	5.35%
MGS-S Customer 1667	\$ 9,820.59	\$ 9,882.12	0.63%	\$ 848.22	\$ 943.82	11.27%
MGS-S Customer 1668	\$ 16,315.64	\$ 16,398.00	0.50%	\$ 1,791.23	\$ 1,900.24	6.09%
MGS-S Customer 1669	\$ 21,144.10	\$ 21,274.82	0.62%	\$ 3,366.50	\$ 3,533.74	4.97%
MGS-S Customer 1670	\$ 11,346.08	\$ 11,440.48	0.83%	\$ 1,749.34	\$ 1,882.92	7.64%
MGS-S Customer 1671	\$ 4,614.10	\$ 4,694.50	1.74%	\$ 1,114.19	\$ 1,238.62	11.17%
MGS-S Customer 1672	\$ 3,586.96	\$ 3,650.32	1.77%	\$ 929.00	\$ 1,025.58	10.40%
MGS-S Customer 1673	\$ 16,744.80	\$ 16,822.94	0.47%	\$ 1,602.73	\$ 1,709.21	6.64%
MGS-S Customer 1674	\$ 32,871.67	\$ 33,139.02	0.81%	\$ 9,600.45	\$ 9,847.34	2.57%
MGS-S Customer 1675	\$ 17,165.76	\$ 17,247.65	0.48%	\$ 1,180.55	\$ 1,305.86	10.61%
MGS-S Customer 1676	\$ 46,112.18	\$ 46,283.02	0.37%	\$ 5,216.80	\$ 5,400.20	3.52%
MGS-S Customer 1677	\$ 37,164.44	\$ 37,295.55	0.35%	\$ 3,413.44	\$ 3,570.84	4.61%

Internal Use

Customer	Bundled 8/23 Prices	Bundled 1/24 Prices	Bundled % Difference	Distribution 1/24 Prices	Distribution 8/24 Prices	Distribution % Difference
MGS-S Customer 1678	\$ 28,694.98	\$ 28,806.09	0.39%	\$ 2,504.59	\$ 2,648.86	5.76%
MGS-S Customer 1679	\$ 14,605.23	\$ 14,690.95	0.59%	\$ 1,938.91	\$ 2,049.71	5.71%
MGS-S Customer 1680	\$ 3,842.17	\$ 3,907.97	1.71%	\$ 1,041.03	\$ 1,139.33	9.44%
MGS-S Customer 1681	\$ 40,012.01	\$ 40,144.53	0.33%	\$ 4,063.31	\$ 4,204.72	3.48%
MGS-S Customer 1682	\$ 765.35	\$ 836.92	9.35%	\$ 714.11	\$ 832.86	16.63%
MGS-S Customer 1683	\$ 60,236.32	\$ 60,402.43	0.28%	\$ 5,585.76	\$ 5,748.93	2.92%
MGS-S Customer 1684	\$ 52,225.23	\$ 52,383.60	0.30%	\$ 5,228.48	\$ 5,386.10	3.01%
MGS-S Customer 1685	\$ 12,876.22	\$ 12,930.94	0.42%	\$ 538.56	\$ 629.64	16.91%
MGS-S Customer 1686	\$ 11,840.49	\$ 11,900.74	0.51%	\$ 788.50	\$ 883.10	12.00%
MGS-S Customer 1687	\$ 6,716.75	\$ 6,796.06	1.18%	\$ 1,063.65	\$ 1,187.32	11.63%
MGS-S Customer 1688	\$ 17,302.75	\$ 17,419.35	0.67%	\$ 2,754.03	\$ 2,901.89	5.37%
MGS-S Customer 1689	\$ 10,205.07	\$ 10,282.55	0.76%	\$ 1,570.71	\$ 1,676.58	6.74%
MGS-S Customer 1690	\$ 17,185.73	\$ 17,288.53	0.60%	\$ 2,130.49	\$ 2,269.53	6.53%
MGS-S Customer 1691	\$ 30,653.75	\$ 30,782.82	0.42%	\$ 3,319.22	\$ 3,475.16	4.70%
MGS-S Customer 1692	\$ 13,628.83	\$ 13,715.98	0.64%	\$ 2,007.63	\$ 2,119.66	5.58%
MGS-S Customer 1693	\$ 23,507.53	\$ 23,621.01	0.48%	\$ 3,201.70	\$ 3,330.87	4.03%
MGS-S Customer 1694	\$ 23,572.05	\$ 23,702.08	0.55%	\$ 3,950.86	\$ 4,090.67	3.54%
MGS-S Customer 1695	\$ 35,575.58	\$ 35,716.38	0.40%	\$ 3,851.81	\$ 4,015.44	4.25%
MGS-S Customer 1696	\$ 10,833.83	\$ 10,907.19	0.68%	\$ 1,381.97	\$ 1,485.02	7.46%
MGS-S Customer 1697	\$ 19,062.94	\$ 19,161.65	0.52%	\$ 1,942.71	\$ 2,078.93	7.01%
MGS-S Customer 1698	\$ 11,150.15	\$ 11,233.69	0.75%	\$ 1,845.14	\$ 1,954.96	5.95%
MGS-S Customer 1699	\$ 15,862.25	\$ 15,964.26	0.64%	\$ 2,093.45	\$ 2,231.90	6.61%
MGS-S Customer 1700	\$ 9,881.02	\$ 9,935.74	0.55%	\$ 538.56	\$ 629.64	16.91%
MGS-S Customer 1701	\$ 25,080.56	\$ 25,209.27	0.51%	\$ 3,304.14	\$ 3,459.94	4.72%
MGS-S Customer 1702	\$ 14,580.00	\$ 14,645.58	0.45%	\$ 1,029.35	\$ 1,127.34	9.52%
MGS-S Customer 1703	\$ 55,504.87	\$ 55,699.10	0.35%	\$ 6,275.30	\$ 6,473.71	3.16%
MGS-S Customer 1704	\$ 5,794.82	\$ 5,858.14	1.09%	\$ 927.21	\$ 1,023.77	10.41%
MGS-S Customer 1705	\$ 5,202.87	\$ 5,259.62	1.09%	\$ 629.91	\$ 722.28	14.66%
MGS-S Customer 1706	\$ 23,016.13	\$ 23,113.29	0.42%	\$ 1,874.52	\$ 2,009.91	7.22%
MGS-S Customer 1707	\$ 20,439.91	\$ 20,546.94	0.52%	\$ 2,910.72	\$ 3,035.81	4.30%
MGS-S Customer 1708	\$ 18,423.76	\$ 18,515.84	0.50%	\$ 2,231.58	\$ 2,346.85	5.17%
MGS-S Customer 1709	\$ 13,784.84	\$ 13,894.28	0.79%	\$ 2,428.88	\$ 2,572.05	5.89%
MGS-S Customer 1710	\$ 7,916.06	\$ 8,001.75	1.08%	\$ 1,353.81	\$ 1,481.68	9.45%
MGS-S Customer 1711	\$ 68,347.86	\$ 68,539.64	0.28%	\$ 6,165.06	\$ 6,361.96	3.19%
MGS-S Customer 1712	\$ 52,582.99	\$ 52,753.63	0.32%	\$ 5,203.57	\$ 5,386.47	3.51%
MGS-S Customer 1713	\$ 17,688.69	\$ 17,793.94	0.60%	\$ 2,240.95	\$ 2,381.55	6.27%
MGS-S Customer 1714	\$ 7,716.14	\$ 7,810.61	1.22%	\$ 1,750.52	\$ 1,883.98	7.62%
MGS-S Customer 1715	\$ 13,237.00	\$ 13,319.60	0.62%	\$ 1,802.23	\$ 1,911.38	6.06%
MGS-S Customer 1716	\$ 18,663.65	\$ 18,786.51	0.66%	\$ 3,040.22	\$ 3,192.34	5.00%
MGS-S Customer 1717	\$ 10,309.69	\$ 10,391.80	0.80%	\$ 1,780.91	\$ 1,889.84	6.12%

Internal Use

Customer	Bundled 8/23 Prices	Bundled 1/24 Prices	Bundled % Difference	Distribution 1/24 Prices	Distribution 8/24 Prices	Distribution % Difference
MGS-S Customer 1718	\$ 10,314.25	\$ 10,416.71	0.99%	\$ 2,114.06	\$ 2,252.79	6.56%
MGS-S Customer 1719	\$ 47,232.99	\$ 47,370.40	0.29%	\$ 4,285.66	\$ 4,430.30	3.37%
MGS-S Customer 1720	\$ 20,773.37	\$ 20,864.19	0.44%	\$ 2,175.26	\$ 2,289.77	5.26%
MGS-S Customer 1721	\$ 28,677.54	\$ 28,809.64	0.46%	\$ 3,456.60	\$ 3,614.51	4.57%
MGS-S Customer 1722	\$ 9,129.22	\$ 9,199.73	0.77%	\$ 1,254.22	\$ 1,355.53	8.08%
MGS-S Customer 1723	\$ 7,871.40	\$ 7,957.47	1.09%	\$ 1,969.63	\$ 2,081.91	5.70%
MGS-S Customer 1724	\$ 15,039.65	\$ 15,120.22	0.54%	\$ 1,709.88	\$ 1,817.67	6.30%
MGS-S Customer 1725	\$ 13,472.46	\$ 13,568.83	0.72%	\$ 1,837.64	\$ 1,972.43	7.33%
MGS-S Customer 1726	\$ 19,603.97	\$ 19,702.86	0.50%	\$ 2,544.53	\$ 2,664.59	4.72%
MGS-S Customer 1727	\$ 10,766.69	\$ 10,847.28	0.75%	\$ 1,711.02	\$ 1,818.89	6.30%
MGS-S Customer 1728	\$ 39,138.81	\$ 39,295.80	0.40%	\$ 4,586.66	\$ 4,760.86	3.80%
MGS-S Customer 1729	\$ 9,734.68	\$ 9,809.22	0.77%	\$ 1,437.31	\$ 1,541.28	7.23%
MGS-S Customer 1730	\$ 52,894.65	\$ 53,074.75	0.34%	\$ 5,633.43	\$ 5,822.54	3.36%
MGS-S Customer 1731	\$ 60,169.85	\$ 60,360.85	0.32%	\$ 6,128.46	\$ 6,324.75	3.20%
MGS-S Customer 1732	\$ 44,702.68	\$ 44,875.90	0.39%	\$ 5,319.83	\$ 5,504.36	3.47%
MGS-S Customer 1733	\$ 42,015.23	\$ 42,173.65	0.38%	\$ 4,650.15	\$ 4,825.16	3.76%
MGS-S Customer 1734	\$ 34,441.79	\$ 34,594.10	0.44%	\$ 4,374.49	\$ 4,545.65	3.91%
MGS-S Customer 1735	\$ 30,092.13	\$ 30,231.49	0.46%	\$ 3,788.21	\$ 3,951.02	4.30%
MGS-S Customer 1736	\$ 44,900.74	\$ 45,071.52	0.38%	\$ 5,212.65	\$ 5,395.89	3.52%
MGS-S Customer 1737	\$ 52,442.71	\$ 52,634.10	0.36%	\$ 6,145.74	\$ 6,342.24	3.20%
MGS-S Customer 1738	\$ 52,451.54	\$ 52,630.66	0.34%	\$ 5,588.89	\$ 5,777.39	3.37%
MGS-S Customer 1739	\$ 47,865.22	\$ 48,034.23	0.35%	\$ 5,129.76	\$ 5,311.64	3.55%
MGS-S Customer 1740	\$ 40,097.06	\$ 40,256.42	0.40%	\$ 4,692.70	\$ 4,868.33	3.74%
MGS-S Customer 1741	\$ 11,796.20	\$ 11,900.23	0.88%	\$ 2,185.61	\$ 2,325.42	6.40%
MGS-S Customer 1742	\$ 6,689.37	\$ 6,756.69	1.01%	\$ 1,107.87	\$ 1,206.97	8.95%
MGS-S Customer 1743	\$ 17,401.41	\$ 17,513.26	0.64%	\$ 2,540.31	\$ 2,685.21	5.70%
MGS-S Customer 1744	\$ 27,486.30	\$ 27,618.19	0.48%	\$ 3,450.07	\$ 3,608.08	4.58%
MGS-S Customer 1745	\$ 87,676.18	\$ 87,922.43	0.28%	\$ 8,624.33	\$ 8,859.38	2.73%
MGS-S Customer 1746	\$ 11,624.24	\$ 11,694.84	0.61%	\$ 1,258.78	\$ 1,360.19	8.06%
MGS-S Customer 1747	\$ 21,726.02	\$ 21,846.17	0.55%	\$ 2,916.15	\$ 3,066.42	5.15%
MGS-S Customer 1748	\$ 68,729.99	\$ 68,885.44	0.23%	\$ 5,101.39	\$ 5,257.57	3.06%
MGS-S Customer 1749	\$ 16,289.64	\$ 16,367.02	0.48%	\$ 1,566.03	\$ 1,671.85	6.76%
MGS-S Customer 1750	\$ 36,510.73	\$ 36,631.78	0.33%	\$ 3,543.89	\$ 3,677.90	3.78%
MGS-S Customer 1751	\$ 6,271.39	\$ 6,353.79	1.31%	\$ 1,205.15	\$ 1,330.91	10.44%
MGS-S Customer 1752	\$ 15,108.57	\$ 15,213.90	0.70%	\$ 2,243.09	\$ 2,383.63	6.27%
MGS-S Customer 1753	\$ 72,412.21	\$ 72,627.20	0.30%	\$ 7,214.76	\$ 7,426.51	2.93%
MGS-S Customer 1754	\$ 8,829.10	\$ 8,883.82	0.62%	\$ 538.56	\$ 629.64	16.91%
MGS-S Customer 1755	\$ 18,720.89	\$ 18,803.28	0.44%	\$ 1,795.77	\$ 1,905.06	6.09%
MGS-S Customer 1756	\$ 45,726.90	\$ 45,863.45	0.30%	\$ 3,659.31	\$ 3,820.19	4.40%
MGS-S Customer 1757	\$ 29,469.43	\$ 29,575.19	0.36%	\$ 2,852.61	\$ 2,976.84	4.35%

Internal Use

Customer	Bundled 8/23 Prices	Bundled 1/24 Prices	Bundled % Difference	Distribution 1/24 Prices	Distribution 8/24 Prices	Distribution % Difference
MGS-S Customer 1758	\$ 32,716.63	\$ 32,828.79	0.34%	\$ 3,143.28	\$ 3,271.69	4.09%
MGS-S Customer 1759	\$ 22,042.91	\$ 22,145.42	0.47%	\$ 2,706.04	\$ 2,828.24	4.52%
MGS-S Customer 1760	\$ 80,917.50	\$ 81,137.25	0.27%	\$ 7,437.47	\$ 7,652.88	2.90%
MGS-S Customer 1761	\$ 11,449.26	\$ 11,533.72	0.74%	\$ 1,886.35	\$ 1,996.71	5.85%
MGS-S Customer 1762	\$ 18,638.67	\$ 18,730.82	0.49%	\$ 2,235.12	\$ 2,350.48	5.16%
MGS-S Customer 1763	\$ 12,506.32	\$ 12,569.99	0.51%	\$ 942.72	\$ 1,039.49	10.26%
MGS-S Customer 1764	\$ 5,660.31	\$ 5,752.52	1.63%	\$ 1,650.17	\$ 1,782.84	8.04%
MGS-S Customer 1765	\$ 22,295.86	\$ 22,404.77	0.49%	\$ 2,407.01	\$ 2,550.01	5.94%
MGS-S Customer 1766	\$ 18,949.41	\$ 19,035.96	0.46%	\$ 1,981.32	\$ 2,093.02	5.64%
MGS-S Customer 1767	\$ 29,621.88	\$ 29,722.73	0.34%	\$ 2,043.58	\$ 2,181.51	6.75%
MGS-S Customer 1768	\$ 12,011.14	\$ 12,093.20	0.68%	\$ 1,779.22	\$ 1,888.15	6.12%
MGS-S Customer 1769	\$ 1,043.40	\$ 1,115.41	6.90%	\$ 734.09	\$ 853.12	16.21%
MGS-S Customer 1770	\$ 11,206.43	\$ 11,284.40	0.70%	\$ 1,592.60	\$ 1,698.79	6.67%
MGS-S Customer 1771	\$ 31,350.67	\$ 31,417.72	0.21%	\$ 1,095.80	\$ 1,194.72	9.03%
MGS-S Customer 1772	\$ 27,410.88	\$ 27,549.68	0.51%	\$ 3,761.69	\$ 3,924.06	4.32%
MGS-S Customer 1773	\$ 20,227.77	\$ 20,304.81	0.38%	\$ 1,553.38	\$ 1,659.17	6.81%
MGS-S Customer 1774	\$ 12,018.92	\$ 12,100.34	0.68%	\$ 1,159.52	\$ 1,284.54	10.78%
MGS-S Customer 1775	\$ 15,742.63	\$ 15,853.04	0.70%	\$ 2,476.00	\$ 2,620.05	5.82%
MGS-S Customer 1776	\$ 6,127.09	\$ 6,221.95	1.55%	\$ 1,769.46	\$ 1,903.26	7.56%
MGS-S Customer 1777	\$ 21,906.29	\$ 22,045.51	0.64%	\$ 3,778.29	\$ 3,940.74	4.30%
MGS-S Customer 1778	\$ 19,285.78	\$ 19,400.13	0.59%	\$ 2,653.75	\$ 2,800.30	5.52%
MGS-S Customer 1779	\$ 8,734.27	\$ 8,836.53	1.17%	\$ 2,102.49	\$ 2,240.91	6.58%
MGS-S Customer 1780	\$ 15,585.88	\$ 15,699.06	0.73%	\$ 2,597.05	\$ 2,742.52	5.60%
MGS-S Customer 1781	\$ 8,629.36	\$ 8,724.38	1.10%	\$ 1,777.58	\$ 1,911.58	7.54%
MGS-S Customer 1782	\$ 12,486.52	\$ 12,557.05	0.56%	\$ 1,257.58	\$ 1,359.10	8.07%
MGS-S Customer 1783	\$ 35,153.17	\$ 35,298.23	0.41%	\$ 4,048.92	\$ 4,215.64	4.12%
MGS-S Customer 1784	\$ 5,781.49	\$ 5,861.67	1.39%	\$ 1,103.77	\$ 1,228.06	11.26%
MGS-S Customer 1785	\$ 2,919.75	\$ 2,997.39	2.66%	\$ 988.50	\$ 1,111.11	12.40%
MGS-S Customer 1786	\$ 13,422.10	\$ 13,484.97	0.47%	\$ 906.54	\$ 1,002.80	10.62%
MGS-S Customer 1787	\$ 11,052.00	\$ 11,155.25	0.93%	\$ 2,149.36	\$ 2,288.60	6.48%
MGS-S Customer 1788	\$ 22,140.02	\$ 22,263.76	0.56%	\$ 3,079.69	\$ 3,232.34	4.96%
MGS-S Customer 1789	\$ 15,910.07	\$ 16,026.04	0.73%	\$ 2,725.83	\$ 2,873.33	5.41%
MGS-S Customer 1790	\$ 10,718.75	\$ 10,808.76	0.84%	\$ 1,548.97	\$ 1,679.58	8.43%
MGS-S Customer 1791	\$ 101,468.66	\$ 101,752.72	0.28%	\$ 10,339.78	\$ 10,595.84	2.48%
MGS-S Customer 1792	\$ 14,866.35	\$ 14,944.30	0.52%	\$ 1,595.21	\$ 1,701.69	6.67%
MGS-S Customer 1793	\$ 6,216.24	\$ 6,311.23	1.53%	\$ 1,775.93	\$ 1,909.89	7.54%
MGS-S Customer 1794	\$ 2,404.87	\$ 2,465.09	2.50%	\$ 787.06	\$ 881.64	12.02%
MGS-S Customer 1795	\$ 14,561.92	\$ 14,661.71	0.69%	\$ 1,992.33	\$ 2,129.31	6.88%
MGS-S Customer 1796	\$ 33,966.93	\$ 34,111.33	0.43%	\$ 4,015.46	\$ 4,181.44	4.13%
MGS-S Customer 1797	\$ 68,851.51	\$ 69,053.82	0.29%	\$ 6,642.73	\$ 6,846.49	3.07%

Internal Use

Customer	Bundled 8/23 Prices	Bundled 1/24 Prices	Bundled % Difference	Distribution 1/24 Prices	Distribution 8/24 Prices	Distribution % Difference
MGS-S Customer 1798	\$ 18,628.49	\$ 18,744.56	0.62%	\$ 2,710.54	\$ 2,866.08	5.74%
MGS-S Customer 1799	\$ 28,807.32	\$ 28,913.83	0.37%	\$ 2,888.51	\$ 3,013.39	4.32%
MGS-S Customer 1800	\$ 9,485.81	\$ 9,570.45	0.89%	\$ 1,892.08	\$ 2,002.33	5.83%
MGS-S Customer 1801	\$ 9,816.59	\$ 9,888.83	0.74%	\$ 1,330.31	\$ 1,432.54	7.68%
MGS-S Customer 1802	\$ 13,020.79	\$ 13,099.83	0.61%	\$ 1,641.16	\$ 1,748.02	6.51%
MGS-S Customer 1803	\$ 13,734.78	\$ 13,817.09	0.60%	\$ 1,789.17	\$ 1,898.14	6.09%
MGS-S Customer 1804	\$ 12,802.67	\$ 12,867.48	0.51%	\$ 994.81	\$ 1,092.31	9.80%
MGS-S Customer 1805	\$ 10,723.77	\$ 10,808.09	0.79%	\$ 1,880.36	\$ 1,990.66	5.87%
MGS-S Customer 1806	\$ 19,020.92	\$ 19,112.10	0.48%	\$ 2,191.65	\$ 2,306.40	5.24%
MGS-S Customer 1807	\$ 13,130.27	\$ 13,227.39	0.74%	\$ 1,871.98	\$ 2,007.26	7.23%
MGS-S Customer 1808	\$ 863.96	\$ 936.02	8.34%	\$ 736.09	\$ 855.27	16.19%
MGS-S Customer 1809	\$ 30,758.32	\$ 30,828.75	0.23%	\$ 1,248.52	\$ 1,349.60	8.10%
MGS-S Customer 1810	\$ 629.76	\$ 701.04	11.32%	\$ 701.04	\$ 819.60	16.91%
MGS-S Customer 1811	\$ 17,109.01	\$ 17,191.22	0.48%	\$ 1,784.45	\$ 1,893.35	6.10%
MGS-S Customer 1812	\$ 18,188.74	\$ 18,243.46	0.30%	\$ 538.56	\$ 629.64	16.91%
MGS-S Customer 1813	\$ 666.19	\$ 737.73	10.74%	\$ 712.87	\$ 831.60	16.66%
MGS-S Customer 1814	\$ 629.76	\$ 701.04	11.32%	\$ 701.04	\$ 819.60	16.91%
MGS-S Customer 1815	\$ 562.76	\$ 617.85	9.79%	\$ 555.26	\$ 646.57	16.44%
MGS-S Customer 1816	\$ 47,693.81	\$ 47,863.16	0.36%	\$ 5,153.09	\$ 5,335.85	3.55%
MGS-S Customer 1817	\$ 691.64	\$ 763.27	10.36%	\$ 717.01	\$ 835.81	16.57%
MGS-S Customer 1818	\$ 10,505.81	\$ 10,587.59	0.78%	\$ 1,764.16	\$ 1,872.72	6.15%
MGS-S Customer 1819	\$ 8,189.77	\$ 8,261.87	0.88%	\$ 1,326.35	\$ 1,428.70	7.72%
MGS-S Customer 1820	\$ 76,250.10	\$ 76,508.11	0.34%	\$ 9,158.15	\$ 9,397.27	2.61%
MGS-S Customer 1821	\$ 25,484.00	\$ 25,589.68	0.41%	\$ 2,850.49	\$ 2,974.79	4.36%
MGS-S Customer 1822	\$ 32,048.10	\$ 32,161.99	0.36%	\$ 3,219.80	\$ 3,349.21	4.02%
MGS-S Customer 1823	\$ 22,735.70	\$ 22,790.42	0.24%	\$ 538.56	\$ 629.64	16.91%
MGS-S Customer 1824	\$ 9,575.16	\$ 9,665.19	0.94%	\$ 1,550.89	\$ 1,681.61	8.43%
MGS-S Customer 1825	\$ 7,326.38	\$ 7,412.05	1.17%	\$ 1,352.84	\$ 1,480.71	9.45%
MGS-S Customer 1826	\$ 8,612.24	\$ 8,666.96	0.64%	\$ 538.56	\$ 629.64	16.91%
MGS-S Customer 1827	\$ 13,064.75	\$ 13,119.47	0.42%	\$ 538.56	\$ 629.64	16.91%
MGS-S Customer 1828	\$ 11,693.78	\$ 11,771.67	0.67%	\$ 1,590.17	\$ 1,696.38	6.68%
MGS-S Customer 1829	\$ 39,363.67	\$ 39,491.51	0.32%	\$ 3,263.48	\$ 3,418.63	4.75%
MGS-S Customer 1830	\$ 19,300.57	\$ 19,385.78	0.44%	\$ 1,920.18	\$ 2,030.99	5.77%
MGS-S Customer 1831	\$ 24,821.86	\$ 24,928.88	0.43%	\$ 2,319.27	\$ 2,460.89	6.11%
MGS-S Customer 1832	\$ 15,477.65	\$ 15,555.13	0.50%	\$ 1,570.06	\$ 1,675.88	6.74%
MGS-S Customer 1833	\$ 189,377.98	\$ 189,722.03	0.18%	\$ 13,064.96	\$ 13,360.44	2.26%
MGS-S Customer 1834	\$ 110,426.46	\$ 110,644.79	0.20%	\$ 7,366.15	\$ 7,580.06	2.90%
MGS-S Customer 1835	\$ 17,787.93	\$ 17,881.94	0.53%	\$ 1,730.84	\$ 1,864.11	7.70%
MGS-S Customer 1836	\$ 25,648.80	\$ 25,763.21	0.45%	\$ 2,657.01	\$ 2,803.63	5.52%
MGS-S Customer 1837	\$ 91,082.27	\$ 91,285.21	0.22%	\$ 6,667.47	\$ 6,871.32	3.06%

Internal Use

Customer	Bundled 8/23 Prices	Bundled 1/24 Prices	Bundled % Difference	Distribution 1/24 Prices	Distribution 8/24 Prices	Distribution % Difference
MGS-S Customer 1838	\$ 11,602.84	\$ 11,692.95	0.78%	\$ 1,554.53	\$ 1,685.29	8.41%
MGS-S Customer 1839	\$ 24,718.16	\$ 24,823.96	0.43%	\$ 2,265.71	\$ 2,406.63	6.22%
MGS-S Customer 1840	\$ 36,991.10	\$ 37,124.05	0.36%	\$ 3,497.73	\$ 3,656.39	4.54%
MGS-S Customer 1841	\$ 23,083.95	\$ 23,188.74	0.45%	\$ 2,220.12	\$ 2,360.41	6.32%
MGS-S Customer 1842	\$ 13,833.48	\$ 13,907.96	0.54%	\$ 1,434.39	\$ 1,538.29	7.24%
MGS-S Customer 1843	\$ 15,250.28	\$ 15,331.10	0.53%	\$ 1,722.11	\$ 1,830.14	6.27%
MGS-S Customer 1844	\$ 112,714.15	\$ 112,940.50	0.20%	\$ 7,730.78	\$ 7,950.02	2.84%
MGS-S Customer 1845	\$ 15,881.20	\$ 15,975.48	0.59%	\$ 1,742.76	\$ 1,876.18	7.66%
MGS-S Customer 1846	\$ 20,083.31	\$ 20,187.49	0.52%	\$ 2,192.51	\$ 2,332.43	6.38%
MGS-S Customer 1847	\$ 17,456.97	\$ 17,542.36	0.49%	\$ 1,927.85	\$ 2,038.76	5.75%
MGS-S Customer 1848	\$ 138,408.08	\$ 138,671.68	0.19%	\$ 9,418.31	\$ 9,661.62	2.58%
MGS-S Customer 1849	\$ 25,981.66	\$ 26,090.20	0.42%	\$ 2,389.70	\$ 2,532.43	5.97%
MGS-S Customer 1850	\$ 15,590.00	\$ 15,669.61	0.51%	\$ 1,666.16	\$ 1,773.35	6.43%
MGS-S Customer 1851	\$ 19,407.41	\$ 19,490.81	0.43%	\$ 1,838.65	\$ 1,948.36	5.97%
MGS-S Customer 1852	\$ 20,006.08	\$ 20,107.01	0.50%	\$ 2,044.95	\$ 2,182.74	6.74%
MGS-S Customer 1853	\$ 269,989.79	\$ 270,432.68	0.16%	\$ 17,544.71	\$ 17,904.26	2.05%
MGS-S Customer 1854	\$ 42,236.37	\$ 42,369.69	0.32%	\$ 3,512.77	\$ 3,671.53	4.52%
MGS-S Customer 1855	\$ 139,591.52	\$ 139,869.57	0.20%	\$ 10,057.71	\$ 10,314.71	2.56%
MGS-S Customer 1856	\$ 58,291.87	\$ 58,433.23	0.24%	\$ 3,877.78	\$ 4,041.83	4.23%
MGS-S Customer 1857	\$ 21,081.90	\$ 21,167.10	0.40%	\$ 1,920.28	\$ 2,031.12	5.77%
MGS-S Customer 1858	\$ 22,314.70	\$ 22,421.03	0.48%	\$ 2,289.37	\$ 2,430.64	6.17%
MGS-S Customer 1859	\$ 16,083.77	\$ 16,177.90	0.59%	\$ 1,737.04	\$ 1,870.43	7.68%
MGS-S Customer 1860	\$ 10,314.54	\$ 10,408.85	0.91%	\$ 1,745.19	\$ 1,878.74	7.65%
MGS-S Customer 1861	\$ 33,608.80	\$ 33,741.48	0.39%	\$ 3,485.17	\$ 3,643.64	4.55%
MGS-S Customer 1862	\$ 16,415.64	\$ 16,494.01	0.48%	\$ 1,610.52	\$ 1,716.94	6.61%
MGS-S Customer 1863	\$ 7,686.03	\$ 7,780.06	1.22%	\$ 1,731.09	\$ 1,864.28	7.69%
MGS-S Customer 1864	\$ 35,907.36	\$ 36,010.51	0.29%	\$ 2,145.40	\$ 2,284.62	6.49%
MGS-S Customer 1865	\$ 16,597.63	\$ 16,690.79	0.56%	\$ 1,692.57	\$ 1,825.30	7.84%
MGS-S Customer 1866	\$ 34,848.67	\$ 34,966.42	0.34%	\$ 2,807.45	\$ 2,956.14	5.30%
MGS-S Customer 1867	\$ 48,567.83	\$ 48,707.84	0.29%	\$ 3,816.12	\$ 3,979.21	4.27%
MGS-S Customer 1868	\$ 39,651.99	\$ 39,781.92	0.33%	\$ 3,358.53	\$ 3,515.04	4.66%
MGS-S Customer 1869	\$ 43,945.89	\$ 44,080.67	0.31%	\$ 3,577.87	\$ 3,737.50	4.46%
MGS-S Customer 1870	\$ 18,006.87	\$ 18,085.72	0.44%	\$ 1,632.60	\$ 1,739.36	6.54%
MGS-S Customer 1871	\$ 25,739.47	\$ 25,849.23	0.43%	\$ 2,444.65	\$ 2,588.13	5.87%
MGS-S Customer 1872	\$ 18,313.31	\$ 18,409.79	0.53%	\$ 1,843.16	\$ 1,978.04	7.32%
MGS-S Customer 1873	\$ 10,565.29	\$ 10,655.21	0.85%	\$ 1,546.21	\$ 1,676.87	8.45%
MGS-S Customer 1874	\$ 33,038.28	\$ 33,184.16	0.44%	\$ 4,084.04	\$ 4,251.12	4.09%
MGS-S Customer 1875	\$ 18,546.27	\$ 18,608.69	0.34%	\$ 886.26	\$ 982.24	10.83%
MGS-S Customer 1876	\$ 28,565.45	\$ 28,675.64	0.39%	\$ 3,055.95	\$ 3,183.28	4.17%
MGS-S Customer 1877	\$ 27,428.33	\$ 27,536.45	0.39%	\$ 2,961.47	\$ 3,087.38	4.25%

Internal Use

Customer	Bundled 8/23 Prices	Bundled 1/24 Prices	Bundled % Difference	Distribution 1/24 Prices	Distribution 8/24 Prices	Distribution % Difference
MGS-S Customer 1878	\$ 67,936.88	\$ 68,127.66	0.28%	\$ 6,119.50	\$ 6,315.74	3.21%
MGS-S Customer 1879	\$ 3,381.16	\$ 3,452.44	2.11%	\$ 701.04	\$ 819.60	16.91%
MGS-S Customer 1880	\$ 37,500.24	\$ 37,633.31	0.35%	\$ 4,095.99	\$ 4,238.41	3.48%
MGS-S Customer 1881	\$ 25,533.30	\$ 25,657.40	0.49%	\$ 3,095.09	\$ 3,247.91	4.94%
MGS-S Customer 1882	\$ 701.32	\$ 772.93	10.21%	\$ 715.90	\$ 834.67	16.59%
MGS-S Customer 1883	\$ 48,462.70	\$ 48,559.26	0.20%	\$ 2,428.75	\$ 2,546.45	4.85%
MGS-S Customer 1884	\$ 3,544.43	\$ 3,634.28	2.53%	\$ 1,540.37	\$ 1,670.76	8.46%
MGS-S Customer 1885	\$ 18,327.79	\$ 18,424.77	0.53%	\$ 2,452.77	\$ 2,571.15	4.83%
MGS-S Customer 1886	\$ 21,946.28	\$ 22,037.10	0.41%	\$ 2,174.83	\$ 2,289.31	5.26%
MGS-S Customer 1887	\$ 18,638.84	\$ 18,735.62	0.52%	\$ 2,444.68	\$ 2,562.99	4.84%
MGS-S Customer 1888	\$ 16,937.70	\$ 17,032.00	0.56%	\$ 2,331.43	\$ 2,448.09	5.00%
MGS-S Customer 1889	\$ 13,538.14	\$ 13,637.36	0.73%	\$ 1,965.20	\$ 2,101.71	6.95%
MGS-S Customer 1890	\$ 24,444.45	\$ 24,546.25	0.42%	\$ 2,672.21	\$ 2,793.78	4.55%
MGS-S Customer 1891	\$ 16,100.07	\$ 16,159.30	0.37%	\$ 742.18	\$ 836.13	12.66%
MGS-S Customer 1892	\$ 42,379.77	\$ 42,532.77	0.36%	\$ 4,412.25	\$ 4,584.39	3.90%
MGS-S Customer 1893	\$ 29,496.70	\$ 29,614.95	0.40%	\$ 2,830.58	\$ 2,979.62	5.27%
MGS-S Customer 1894	\$ 14,582.22	\$ 14,692.62	0.76%	\$ 2,473.68	\$ 2,617.57	5.82%
MGS-S Customer 1895	\$ 35,922.43	\$ 36,039.33	0.33%	\$ 3,355.76	\$ 3,487.07	3.91%
MGS-S Customer 1896	\$ 18,849.44	\$ 18,958.76	0.58%	\$ 2,426.30	\$ 2,569.62	5.91%
MGS-S Customer 1897	\$ 12,122.17	\$ 12,221.48	0.82%	\$ 1,972.14	\$ 2,108.93	6.94%
MGS-S Customer 1898	\$ 19,165.95	\$ 19,268.62	0.54%	\$ 2,714.55	\$ 2,836.93	4.51%
MGS-S Customer 1899	\$ 522.43	\$ 577.15	10.47%	\$ 538.56	\$ 629.64	16.91%
MGS-S Customer 1900	\$ 18,517.82	\$ 18,606.71	0.48%	\$ 2,087.37	\$ 2,200.60	5.42%
MGS-S Customer 1901	\$ 11,083.10	\$ 11,176.64	0.84%	\$ 1,710.19	\$ 1,843.20	7.78%
MGS-S Customer 1902	\$ 4,493.73	\$ 4,574.61	1.80%	\$ 1,134.99	\$ 1,259.68	10.99%
MGS-S Customer 1903	\$ 6,220.05	\$ 6,302.82	1.33%	\$ 1,222.66	\$ 1,348.73	10.31%
MGS-S Customer 1904	\$ 13,662.53	\$ 13,717.25	0.40%	\$ 538.56	\$ 629.64	16.91%
MGS-S Customer 1905	\$ 29,051.06	\$ 29,159.37	0.37%	\$ 2,967.10	\$ 3,092.88	4.24%
MGS-S Customer 1906	\$ 14,429.48	\$ 14,486.85	0.40%	\$ 658.39	\$ 751.15	14.09%
MGS-S Customer 1907	\$ 9,503.72	\$ 9,558.44	0.58%	\$ 538.56	\$ 629.64	16.91%
MGS-S Customer 1908	\$ 15,043.46	\$ 15,104.80	0.41%	\$ 837.51	\$ 932.80	11.38%
MGS-S Customer 1909	\$ 23,414.31	\$ 23,480.44	0.28%	\$ 1,054.10	\$ 1,152.44	9.33%
MGS-S Customer 1910	\$ 3,542.97	\$ 3,603.99	1.72%	\$ 822.84	\$ 917.93	11.56%
MGS-S Customer 1911	\$ 15,929.27	\$ 16,025.98	0.61%	\$ 1,854.94	\$ 1,990.09	7.29%
MGS-S Customer 1912	\$ 575.64	\$ 630.50	9.53%	\$ 544.57	\$ 635.74	16.74%
MGS-S Customer 1913	\$ 12,275.83	\$ 12,378.86	0.84%	\$ 2,138.54	\$ 2,277.56	6.50%
MGS-S Customer 1914	\$ 15,706.96	\$ 15,775.62	0.44%	\$ 1,168.51	\$ 1,268.46	8.55%
MGS-S Customer 1915	\$ 137,974.82	\$ 138,433.84	0.33%	\$ 18,276.34	\$ 18,646.37	2.02%
MGS-S Customer 1916	\$ 20,693.67	\$ 20,784.18	0.44%	\$ 2,160.88	\$ 2,275.18	5.29%
MGS-S Customer 1917	\$ 2,566.26	\$ 2,626.95	2.36%	\$ 808.28	\$ 903.16	11.74%

Internal Use

Customer	Bundled 8/23 Prices	Bundled 1/24 Prices	Bundled % Difference	Distribution 1/24 Prices	Distribution 8/24 Prices	Distribution % Difference
MGS-S Customer 1918	\$ 2,003.15	\$ 2,061.63	2.92%	\$ 708.68	\$ 802.16	13.19%
MGS-S Customer 1919	\$ 8,580.97	\$ 8,656.98	0.89%	\$ 914.80	\$ 1,036.37	13.29%
MGS-S Customer 1920	\$ 13,900.31	\$ 13,998.05	0.70%	\$ 1,900.22	\$ 2,035.94	7.14%
MGS-S Customer 1921	\$ 15,517.74	\$ 15,617.47	0.64%	\$ 1,990.13	\$ 2,127.10	6.88%
MGS-S Customer 1922	\$ 42,651.92	\$ 42,789.99	0.32%	\$ 3,726.77	\$ 3,888.51	4.34%
MGS-S Customer 1923	\$ 48,597.41	\$ 48,758.16	0.33%	\$ 4,751.48	\$ 4,929.07	3.74%
MGS-S Customer 1924	\$ 33,939.49	\$ 34,070.80	0.39%	\$ 3,422.16	\$ 3,579.67	4.60%
MGS-S Customer 1925	\$ 19,341.84	\$ 19,454.12	0.58%	\$ 2,560.53	\$ 2,705.77	5.67%
MGS-S Customer 1926	\$ 15,316.66	\$ 15,371.38	0.36%	\$ 538.56	\$ 629.64	16.91%
MGS-S Customer 1927	\$ 18,476.70	\$ 18,583.56	0.58%	\$ 2,304.57	\$ 2,448.81	6.26%
MGS-S Customer 1928	\$ 9,045.57	\$ 9,133.89	0.98%	\$ 1,472.59	\$ 1,602.13	8.80%
MGS-S Customer 1929	\$ 15,808.78	\$ 15,891.57	0.52%	\$ 1,810.62	\$ 1,919.90	6.04%
MGS-S Customer 1930	\$ 859.83	\$ 916.28	6.57%	\$ 616.49	\$ 708.67	14.95%
MGS-S Customer 1931	\$ 21,758.08	\$ 21,861.75	0.48%	\$ 2,756.61	\$ 2,879.38	4.45%
MGS-S Customer 1932	\$ 49,341.42	\$ 49,488.07	0.30%	\$ 4,705.10	\$ 4,855.78	3.20%
MGS-S Customer 1933	\$ 18,371.36	\$ 18,461.06	0.49%	\$ 2,124.25	\$ 2,238.02	5.36%
MGS-S Customer 1934	\$ 2,743.85	\$ 2,822.45	2.86%	\$ 1,028.59	\$ 1,152.81	12.08%
MGS-S Customer 1935	\$ 15,017.54	\$ 15,076.80	0.39%	\$ 744.07	\$ 838.04	12.63%
MGS-S Customer 1936	\$ 9,126.88	\$ 9,181.60	0.60%	\$ 538.56	\$ 629.64	16.91%
MGS-S Customer 1937	\$ 1,038.46	\$ 1,094.34	5.38%	\$ 590.84	\$ 682.66	15.54%
MGS-S Customer 1938	\$ 2,540.80	\$ 2,616.03	2.96%	\$ 879.56	\$ 1,000.64	13.77%
MGS-S Customer 1939	\$ 20,054.50	\$ 20,166.82	0.56%	\$ 2,560.08	\$ 2,705.86	5.69%
MGS-S Customer 1940	\$ 5,226.59	\$ 5,306.34	1.53%	\$ 1,082.91	\$ 1,207.33	11.49%
MGS-S Customer 1941	\$ 19,933.68	\$ 20,032.11	0.49%	\$ 2,520.29	\$ 2,639.73	4.74%
MGS-S Customer 1942	\$ 31,076.74	\$ 31,194.12	0.38%	\$ 3,378.58	\$ 3,510.27	3.90%
MGS-S Customer 1943	\$ 5,171.25	\$ 5,253.28	1.59%	\$ 1,186.91	\$ 1,312.31	10.57%
MGS-S Customer 1944	\$ 4,282.96	\$ 4,359.02	1.78%	\$ 917.92	\$ 1,039.58	13.25%
MGS-S Customer 1945	\$ 9,987.22	\$ 10,084.61	0.98%	\$ 1,887.33	\$ 2,023.06	7.19%
MGS-S Customer 1946	\$ 27,553.01	\$ 27,676.51	0.45%	\$ 3,066.48	\$ 3,218.81	4.97%
MGS-S Customer 1947	\$ 26,325.29	\$ 26,451.62	0.48%	\$ 3,196.04	\$ 3,350.31	4.83%
MGS-S Customer 1948	\$ 72,371.93	\$ 72,576.69	0.28%	\$ 6,749.20	\$ 6,954.18	3.04%
MGS-S Customer 1949	\$ 10,887.03	\$ 10,973.24	0.79%	\$ 1,963.75	\$ 2,075.09	5.67%
MGS-S Customer 1950	\$ 11,466.70	\$ 11,521.42	0.48%	\$ 538.56	\$ 629.64	16.91%
MGS-S Customer 1951	\$ 33,852.95	\$ 33,983.81	0.39%	\$ 3,400.15	\$ 3,557.23	4.62%
MGS-S Customer 1952	\$ 1,472.10	\$ 1,546.11	5.03%	\$ 824.30	\$ 944.59	14.59%
MGS-S Customer 1953	\$ 9,978.83	\$ 10,051.71	0.73%	\$ 1,361.46	\$ 1,464.30	7.55%
MGS-S Customer 1954	\$ 91,172.64	\$ 91,419.77	0.27%	\$ 8,671.88	\$ 8,904.52	2.68%
MGS-S Customer 1955	\$ 1,776.98	\$ 1,836.85	3.37%	\$ 774.24	\$ 868.85	12.22%
MGS-S Customer 1956	\$ 10,244.64	\$ 10,344.12	0.97%	\$ 1,979.41	\$ 2,116.25	6.91%
MGS-S Customer 1957	\$ 6,829.35	\$ 6,914.93	1.25%	\$ 1,349.58	\$ 1,477.45	9.47%

Internal Use

Customer	Bundled 8/23 Prices	Bundled 1/24 Prices	Bundled % Difference	Distribution 1/24 Prices	Distribution 8/24 Prices	Distribution % Difference
MGS-S Customer 1958	\$ 23,690.98	\$ 23,795.74	0.44%	\$ 2,807.14	\$ 2,930.68	4.40%
MGS-S Customer 1959	\$ 11,212.43	\$ 11,312.49	0.89%	\$ 2,005.23	\$ 2,142.44	6.84%
MGS-S Customer 1960	\$ 483.84	\$ 538.56	11.31%	\$ 538.56	\$ 629.64	16.91%
MGS-S Customer 1961	\$ 8,770.60	\$ 8,863.57	1.06%	\$ 1,684.92	\$ 1,817.61	7.88%
MGS-S Customer 1962	\$ 18,253.50	\$ 18,368.30	0.63%	\$ 2,672.42	\$ 2,819.11	5.49%
MGS-S Customer 1963	\$ 38,315.96	\$ 38,419.94	0.27%	\$ 2,776.27	\$ 2,899.71	4.45%
MGS-S Customer 1964	\$ 58,225.63	\$ 58,425.16	0.34%	\$ 6,513.00	\$ 6,714.62	3.10%
MGS-S Customer 1965	\$ 26,660.77	\$ 26,774.29	0.43%	\$ 3,206.58	\$ 3,336.01	4.04%
MGS-S Customer 1966	\$ 6,850.54	\$ 6,942.40	1.34%	\$ 1,634.58	\$ 1,766.52	8.07%
MGS-S Customer 1967	\$ 27,111.98	\$ 27,234.73	0.45%	\$ 3,030.78	\$ 3,182.44	5.00%
MGS-S Customer 1968	\$ 74,981.87	\$ 75,199.36	0.29%	\$ 7,328.46	\$ 7,541.86	2.91%
MGS-S Customer 1969	\$ 19,943.71	\$ 20,030.97	0.44%	\$ 2,012.69	\$ 2,124.84	5.57%
MGS-S Customer 1970	\$ 21,208.56	\$ 21,322.86	0.54%	\$ 2,573.80	\$ 2,742.71	6.56%
MGS-S Customer 1971	\$ 16,061.79	\$ 16,142.30	0.50%	\$ 1,707.58	\$ 1,815.37	6.31%
MGS-S Customer 1972	\$ 9,821.91	\$ 9,876.63	0.56%	\$ 538.56	\$ 629.64	16.91%
MGS-S Customer 1973	\$ 10,988.79	\$ 11,043.51	0.50%	\$ 538.56	\$ 629.64	16.91%
MGS-S Customer 1974	\$ 26,486.76	\$ 26,617.55	0.49%	\$ 3,402.87	\$ 3,560.37	4.63%
MGS-S Customer 1975	\$ 949.16	\$ 1,006.31	6.02%	\$ 648.30	\$ 740.92	14.29%
MGS-S Customer 1976	\$ 30,524.75	\$ 30,654.14	0.42%	\$ 3,337.55	\$ 3,494.01	4.69%
MGS-S Customer 1977	\$ 32,952.59	\$ 33,027.82	0.23%	\$ 1,465.32	\$ 1,569.45	7.11%
MGS-S Customer 1978	\$ 7,213.76	\$ 7,305.58	1.27%	\$ 1,633.91	\$ 1,765.94	8.08%
MGS-S Customer 1979	\$ 11,335.89	\$ 11,390.61	0.48%	\$ 538.56	\$ 629.64	16.91%
MGS-S Customer 1980	\$ 31,145.43	\$ 31,259.30	0.37%	\$ 3,218.82	\$ 3,348.18	4.02%
MGS-S Customer 1981	\$ 7,144.99	\$ 7,220.78	1.06%	\$ 1,493.85	\$ 1,598.63	7.01%
MGS-S Customer 1982	\$ 39,668.45	\$ 39,797.88	0.33%	\$ 3,924.36	\$ 4,063.84	3.55%
MGS-S Customer 1983	\$ 11,238.33	\$ 11,312.94	0.66%	\$ 1,438.68	\$ 1,542.54	7.22%
MGS-S Customer 1984	\$ 19,901.61	\$ 19,992.11	0.45%	\$ 2,159.28	\$ 2,273.50	5.29%
MGS-S Customer 1985	\$ 23,191.31	\$ 23,286.00	0.41%	\$ 2,349.23	\$ 2,466.16	4.98%
MGS-S Customer 1986	\$ 3,862.53	\$ 3,942.27	2.06%	\$ 1,083.53	\$ 1,207.48	11.44%
MGS-S Customer 1987	\$ 41,613.52	\$ 41,754.96	0.34%	\$ 3,881.59	\$ 4,045.69	4.23%
MGS-S Customer 1988	\$ 6,841.13	\$ 6,928.08	1.27%	\$ 1,410.99	\$ 1,539.69	9.12%
MGS-S Customer 1989	\$ 10,462.86	\$ 10,552.23	0.85%	\$ 1,518.11	\$ 1,648.18	8.57%
MGS-S Customer 1990	\$ 7,899.84	\$ 7,972.64	0.92%	\$ 1,358.80	\$ 1,461.69	7.57%
MGS-S Customer 1991	\$ 43,723.51	\$ 43,859.40	0.31%	\$ 4,216.84	\$ 4,360.52	3.41%
MGS-S Customer 1992	\$ 18,684.61	\$ 18,743.89	0.32%	\$ 744.32	\$ 838.30	12.63%
MGS-S Customer 1993	\$ 629.76	\$ 701.04	11.32%	\$ 701.04	\$ 819.60	16.91%
MGS-S Customer 1994	\$ 2,480.62	\$ 2,538.93	2.35%	\$ 700.67	\$ 794.04	13.33%
MGS-S Customer 1995	\$ 8,866.73	\$ 8,943.96	0.87%	\$ 1,562.84	\$ 1,668.85	6.78%
MGS-S Customer 1996	\$ 2,018.45	\$ 2,093.96	3.74%	\$ 894.43	\$ 1,015.87	13.58%
MGS-S Customer 1997	\$ 9,298.69	\$ 9,394.21	1.03%	\$ 1,800.88	\$ 1,935.24	7.46%

Customer	Bundled 8/23 Prices	Bundled 1/24 Prices	Bundled % Difference	Distribution 1/24 Prices	Distribution 8/24 Prices	Distribution % Difference
MGS-S Customer 1998	\$ 9,294.57	\$ 9,369.55	0.81%	\$ 1,456.02	\$ 1,560.19	7.15%
MGS-S Customer 1999	\$ 36,405.42	\$ 36,542.63	0.38%	\$ 3,689.87	\$ 3,851.20	4.37%
MGS-S Customer 2000	\$ 5,362.76	\$ 5,445.51	1.54%	\$ 1,219.11	\$ 1,344.97	10.32%
MGS-S Customer 2001	\$ 6,195.40	\$ 6,262.41	1.08%	\$ 1,095.08	\$ 1,194.10	9.04%
MGS-S Customer 2002	\$ 10,967.18	\$ 11,064.18	0.88%	\$ 1,867.74	\$ 2,003.06	7.25%
MGS-S Customer 2003	\$ 25,911.70	\$ 26,032.69	0.47%	\$ 2,954.30	\$ 3,105.09	5.10%
MGS-S Customer 2004	\$ 10,157.27	\$ 10,255.31	0.97%	\$ 1,915.54	\$ 2,051.58	7.10%
MGS-S Customer 2005	\$ 1,162.82	\$ 1,236.60	6.34%	\$ 814.92	\$ 935.13	14.75%
MGS-S Customer 2006	\$ 42,510.76	\$ 42,643.42	0.31%	\$ 3,483.09	\$ 3,641.43	4.55%
MGS-S Customer 2007	\$ 15,536.05	\$ 15,643.99	0.69%	\$ 2,363.36	\$ 2,505.76	6.03%
MGS-S Customer 2008	\$ 8,840.53	\$ 8,931.91	1.03%	\$ 1,614.04	\$ 1,745.82	8.16%
MGS-S Customer 2009	\$ 109,112.52	\$ 109,345.99	0.21%	\$ 8,049.41	\$ 8,272.90	2.78%
MGS-S Customer 2010	\$ 38,406.61	\$ 38,574.27	0.44%	\$ 5,069.70	\$ 5,250.77	3.57%
MGS-S Customer 2011	\$ 2,891.79	\$ 2,970.75	2.73%	\$ 1,048.14	\$ 1,171.59	11.78%
MGS-S Customer 2012	\$ 2,612.16	\$ 2,672.18	2.30%	\$ 779.07	\$ 873.59	12.13%
MGS-S Customer 2013	\$ 24,272.09	\$ 24,382.16	0.45%	\$ 2,457.46	\$ 2,601.03	5.84%
MGS-S Customer 2014	\$ 43,734.99	\$ 43,893.29	0.36%	\$ 4,644.46	\$ 4,819.37	3.77%
MGS-S Customer 2015	\$ 9,412.60	\$ 9,483.88	0.76%	\$ 701.04	\$ 819.60	16.91%
MGS-S Customer 2016	\$ 7,246.43	\$ 7,337.29	1.25%	\$ 1,588.94	\$ 1,720.23	8.26%
MGS-S Customer 2017	\$ 30,730.29	\$ 30,843.57	0.37%	\$ 3,190.71	\$ 3,319.57	4.04%
MGS-S Customer 2018	\$ 1,327.65	\$ 1,401.65	5.57%	\$ 824.43	\$ 944.77	14.60%
MGS-S Customer 2019	\$ 30,214.20	\$ 30,350.67	0.45%	\$ 3,655.76	\$ 3,816.59	4.40%
MGS-S Customer 2020	\$ 40,013.26	\$ 40,147.02	0.33%	\$ 4,123.10	\$ 4,265.62	3.46%
MGS-S Customer 2021	\$ 23,090.78	\$ 23,215.83	0.54%	\$ 3,138.17	\$ 3,291.58	4.89%
MGS-S Customer 2022	\$ 3,298.58	\$ 3,376.02	2.35%	\$ 980.20	\$ 1,102.76	12.50%
MGS-S Customer 2023	\$ 3,694.71	\$ 3,784.30	2.42%	\$ 1,537.15	\$ 1,668.09	8.52%
MGS-S Customer 2024	\$ 25,030.92	\$ 25,159.54	0.51%	\$ 3,304.19	\$ 3,460.28	4.72%
MGS-S Customer 2025	\$ 9,385.18	\$ 9,461.90	0.82%	\$ 1,537.27	\$ 1,642.75	6.86%
MGS-S Customer 2026	\$ 18,622.82	\$ 18,749.02	0.68%	\$ 3,190.21	\$ 3,344.38	4.83%
MGS-S Customer 2027	\$ 9,643.67	\$ 9,736.42	0.96%	\$ 1,674.41	\$ 1,806.91	7.91%
MGS-S Customer 2028	\$ 973.54	\$ 1,029.44	5.74%	\$ 592.30	\$ 684.16	15.51%
MGS-S Customer 2029	\$ 12,922.47	\$ 13,016.54	0.73%	\$ 2,328.85	\$ 2,446.02	5.03%
MGS-S Customer 2030	\$ 8,511.30	\$ 8,593.01	0.96%	\$ 1,765.02	\$ 1,873.88	6.17%
MGS-S Customer 2031	\$ 16,362.38	\$ 16,454.46	0.56%	\$ 1,645.96	\$ 1,778.20	8.03%
MGS-S Customer 2032	\$ 9,401.30	\$ 9,490.87	0.95%	\$ 1,529.72	\$ 1,660.11	8.52%
MGS-S Customer 2033	\$ 13,837.60	\$ 13,936.64	0.72%	\$ 1,960.10	\$ 2,096.73	6.97%
MGS-S Customer 2034	\$ 15,164.84	\$ 15,261.16	0.64%	\$ 1,835.75	\$ 1,970.52	7.34%
MGS-S Customer 2035	\$ 13,115.94	\$ 13,170.66	0.42%	\$ 538.56	\$ 629.64	16.91%
MGS-S Customer 2036	\$ 135,092.52	\$ 135,400.30	0.23%	\$ 11,386.54	\$ 11,655.60	2.36%
MGS-S Customer 2037	\$ 51,791.83	\$ 51,946.43	0.30%	\$ 5,065.87	\$ 5,221.74	3.08%

Internal Use

Customer	Bundled 8/23 Prices	Bundled 1/24 Prices	Bundled % Difference	Distribution 1/24 Prices	Distribution 8/24 Prices	Distribution % Difference
MGS-S Customer 2038	\$ 16,696.90	\$ 16,804.57	0.64%	\$ 2,349.06	\$ 2,491.11	6.05%
MGS-S Customer 2039	\$ 109,240.77	\$ 109,506.79	0.24%	\$ 9,524.92	\$ 9,769.53	2.57%
MGS-S Customer 2040	\$ 4,842.67	\$ 4,920.70	1.61%	\$ 1,005.80	\$ 1,128.65	12.21%
MGS-S Customer 2041	\$ 17,675.89	\$ 17,771.36	0.54%	\$ 1,794.24	\$ 1,928.20	7.47%
MGS-S Customer 2042	\$ 152,028.67	\$ 152,391.59	0.24%	\$ 13,906.11	\$ 14,212.64	2.20%
MGS-S Customer 2043	\$ 12,950.07	\$ 13,046.98	0.75%	\$ 1,862.49	\$ 1,997.66	7.26%
MGS-S Customer 2044	\$ 126,219.73	\$ 126,509.60	0.23%	\$ 10,631.00	\$ 10,893.18	2.47%
MGS-S Customer 2045	\$ 47,563.34	\$ 47,734.42	0.36%	\$ 5,229.53	\$ 5,413.25	3.51%
MGS-S Customer 2046	\$ 1,507.91	\$ 1,582.84	4.97%	\$ 866.98	\$ 987.96	13.95%
MGS-S Customer 2047	\$ 7,107.53	\$ 7,178.81	1.00%	\$ 701.04	\$ 819.60	16.91%
MGS-S Customer 2048	\$ 1,272.65	\$ 1,329.14	4.44%	\$ 618.55	\$ 710.77	14.91%
MGS-S Customer 2049	\$ 22,966.03	\$ 23,076.49	0.48%	\$ 2,473.06	\$ 2,616.71	5.81%
MGS-S Customer 2050	\$ 7,666.01	\$ 7,756.86	1.19%	\$ 1,586.74	\$ 1,717.89	8.27%
MGS-S Customer 2051	\$ 1,216.16	\$ 1,288.52	5.95%	\$ 749.88	\$ 869.14	15.90%
MGS-S Customer 2052	\$ 14,126.18	\$ 14,208.36	0.58%	\$ 1,782.93	\$ 1,891.81	6.11%
MGS-S Customer 2053	\$ 42,814.13	\$ 42,950.92	0.32%	\$ 4,257.02	\$ 4,401.20	3.39%
MGS-S Customer 2054	\$ 20,520.26	\$ 20,637.12	0.57%	\$ 2,766.67	\$ 2,914.78	5.35%
MGS-S Customer 2055	\$ 14,395.35	\$ 14,499.73	0.73%	\$ 2,199.92	\$ 2,339.82	6.36%
MGS-S Customer 2056	\$ 495.62	\$ 550.34	11.04%	\$ 538.56	\$ 629.64	16.91%
MGS-S Customer 2057	\$ 817.30	\$ 872.02	6.70%	\$ 538.56	\$ 629.64	16.91%
MGS-S Customer 2058	\$ 1,491.30	\$ 1,548.07	3.81%	\$ 631.05	\$ 723.43	14.64%
MGS-S Customer 2059	\$ 140,800.32	\$ 141,091.77	0.21%	\$ 10,672.54	\$ 10,933.22	2.44%
MGS-S Customer 2060	\$ 36,682.99	\$ 36,815.37	0.36%	\$ 3,469.56	\$ 3,627.67	4.56%
MGS-S Customer 2061	\$ 38,854.14	\$ 39,008.10	0.40%	\$ 4,443.72	\$ 4,615.49	3.87%
MGS-S Customer 2062	\$ 726.49	\$ 782.76	7.75%	\$ 608.94	\$ 701.01	15.12%
MGS-S Customer 2063	\$ 33,017.82	\$ 33,153.53	0.41%	\$ 3,624.28	\$ 3,784.86	4.43%
MGS-S Customer 2064	\$ 25,502.41	\$ 25,625.56	0.48%	\$ 3,052.70	\$ 3,204.96	4.99%
MGS-S Customer 2065	\$ 16,194.32	\$ 16,286.26	0.57%	\$ 2,225.29	\$ 2,340.49	5.18%
MGS-S Customer 2066	\$ 24,420.62	\$ 24,542.74	0.50%	\$ 3,006.42	\$ 3,158.02	5.04%
MGS-S Customer 2067	\$ 9,904.70	\$ 9,983.06	0.79%	\$ 1,610.93	\$ 1,717.43	6.61%
MGS-S Customer 2068	\$ 7,581.42	\$ 7,672.45	1.20%	\$ 1,597.34	\$ 1,728.81	8.23%
MGS-S Customer 2069	\$ 24,224.27	\$ 24,343.61	0.49%	\$ 2,879.82	\$ 3,029.59	5.20%
MGS-S Customer 2070	\$ 24,398.17	\$ 24,503.61	0.43%	\$ 2,837.18	\$ 2,961.14	4.37%
MGS-S Customer 2071	\$ 37,980.42	\$ 38,122.40	0.37%	\$ 3,906.35	\$ 4,070.81	4.21%
MGS-S Customer 2072	\$ 43,221.39	\$ 43,370.57	0.35%	\$ 4,231.93	\$ 4,401.00	4.00%
MGS-S Customer 2073	\$ 38,141.63	\$ 38,284.34	0.37%	\$ 3,938.56	\$ 4,103.41	4.19%
MGS-S Customer 2074	\$ 3,793.08	\$ 3,874.62	2.15%	\$ 1,167.53	\$ 1,292.83	10.73%
MGS-S Customer 2075	\$ 5,333.43	\$ 5,417.80	1.58%	\$ 1,292.61	\$ 1,419.53	9.82%
MGS-S Customer 2076	\$ 3,871.51	\$ 3,939.95	1.77%	\$ 1,161.64	\$ 1,261.73	8.62%
MGS-S Customer 2077	\$ 1,967.28	\$ 2,028.63	3.12%	\$ 838.35	\$ 933.65	11.37%

Internal Use

Customer	Bundled 8/23 Prices	Bundled 1/24 Prices	Bundled % Difference	Distribution 1/24 Prices	Distribution 8/24 Prices	Distribution % Difference
MGS-S Customer 2078	\$ 12,876.10	\$ 12,930.82	0.42%	\$ 538.56	\$ 629.64	16.91%
MGS-S Customer 2079	\$ 10,750.51	\$ 10,832.33	0.76%	\$ 1,767.42	\$ 1,876.11	6.15%
MGS-S Customer 2080	\$ 717.90	\$ 789.18	9.93%	\$ 701.04	\$ 819.60	16.91%
MGS-S Customer 2081	\$ 2,982.09	\$ 3,042.21	2.02%	\$ 782.69	\$ 877.20	12.08%
MGS-S Customer 2082	\$ 19,228.58	\$ 19,335.34	0.56%	\$ 2,226.89	\$ 2,392.51	7.44%
MGS-S Customer 2083	\$ 8,200.94	\$ 8,280.30	0.97%	\$ 1,654.78	\$ 1,761.80	6.47%
MGS-S Customer 2084	\$ 9,628.81	\$ 9,705.81	0.80%	\$ 1,548.48	\$ 1,654.02	6.82%
MGS-S Customer 2085	\$ 3,116.61	\$ 3,176.20	1.91%	\$ 759.18	\$ 853.41	12.41%
MGS-S Customer 2086	\$ 33,025.92	\$ 33,176.45	0.46%	\$ 4,296.43	\$ 4,466.64	3.96%
MGS-S Customer 2087	\$ 89,190.34	\$ 89,399.68	0.23%	\$ 6,968.43	\$ 7,177.34	3.00%
MGS-S Customer 2088	\$ 15,295.77	\$ 15,363.28	0.44%	\$ 1,116.42	\$ 1,215.64	8.89%
MGS-S Customer 2089	\$ 10,325.78	\$ 10,397.06	0.69%	\$ 701.04	\$ 819.60	16.91%
MGS-S Customer 2090	\$ 38,283.08	\$ 38,441.56	0.41%	\$ 4,657.97	\$ 4,833.44	3.77%
MGS-S Customer 2091	\$ 2,854.53	\$ 2,914.39	2.10%	\$ 771.64	\$ 866.05	12.23%
MGS-S Customer 2092	\$ 9,838.21	\$ 9,930.85	0.94%	\$ 1,669.55	\$ 1,802.00	7.93%
MGS-S Customer 2093	\$ 19,016.50	\$ 19,087.78	0.37%	\$ 701.04	\$ 819.60	16.91%
MGS-S Customer 2094	\$ 13,585.18	\$ 13,666.16	0.60%	\$ 1,139.39	\$ 1,264.13	10.95%
MGS-S Customer 2095	\$ 82,846.53	\$ 83,098.76	0.30%	\$ 8,898.09	\$ 9,133.59	2.65%
MGS-S Customer 2096	\$ 2,992.88	\$ 3,080.42	2.92%	\$ 1,436.00	\$ 1,564.92	8.98%
MGS-S Customer 2097	\$ 189,985.77	\$ 190,219.24	0.12%	\$ 8,054.36	\$ 8,278.25	2.78%
MGS-S Customer 2098	\$ 978.75	\$ 1,036.86	5.94%	\$ 691.64	\$ 784.87	13.48%
MGS-S Customer 2099	\$ 483.84	\$ 538.56	11.31%	\$ 538.56	\$ 629.64	16.91%
MGS-S Customer 2100	\$ 8,959.30	\$ 9,056.28	1.08%	\$ 1,864.95	\$ 2,000.12	7.25%
MGS-S Customer 2101	\$ 15,711.00	\$ 15,817.52	0.68%	\$ 2,297.93	\$ 2,439.30	6.15%
MGS-S Customer 2102	\$ 37,623.58	\$ 37,777.51	0.41%	\$ 4,447.24	\$ 4,619.39	3.87%
MGS-S Customer 2103	\$ 33,164.16	\$ 33,300.48	0.41%	\$ 3,648.81	\$ 3,809.55	4.41%
MGS-S Customer 2104	\$ 34,481.23	\$ 34,619.40	0.40%	\$ 3,734.00	\$ 3,896.02	4.34%
MGS-S Customer 2105	\$ 12,652.48	\$ 12,707.20	0.43%	\$ 538.56	\$ 629.64	16.91%
MGS-S Customer 2106	\$ 1,977.14	\$ 2,050.86	3.73%	\$ 810.98	\$ 931.08	14.81%
MGS-S Customer 2107	\$ 12,701.76	\$ 12,759.41	0.45%	\$ 671.11	\$ 764.06	13.85%
MGS-S Customer 2108	\$ 33,903.60	\$ 34,029.48	0.37%	\$ 3,764.07	\$ 3,901.30	3.65%
MGS-S Customer 2109	\$ 25,023.53	\$ 25,105.76	0.33%	\$ 1,789.54	\$ 1,898.79	6.10%
MGS-S Customer 2110	\$ 21,231.15	\$ 21,298.92	0.32%	\$ 1,128.35	\$ 1,227.74	8.81%
MGS-S Customer 2111	\$ 20,120.10	\$ 20,216.22	0.48%	\$ 2,414.39	\$ 2,532.26	4.88%
MGS-S Customer 2112	\$ 13,940.62	\$ 14,019.80	0.57%	\$ 1,058.04	\$ 1,181.62	11.68%
MGS-S Customer 2113	\$ 2,490.71	\$ 2,570.04	3.19%	\$ 1,064.95	\$ 1,188.66	11.62%
MGS-S Customer 2114	\$ 2,869.45	\$ 2,930.44	2.13%	\$ 821.75	\$ 916.82	11.57%
MGS-S Customer 2115	\$ 4,912.83	\$ 4,981.93	1.41%	\$ 1,197.97	\$ 1,299.01	8.43%
MGS-S Customer 2116	\$ 10,647.99	\$ 10,707.76	0.56%	\$ 766.68	\$ 860.98	12.30%
MGS-S Customer 2117	\$ 58,001.14	\$ 58,185.96	0.32%	\$ 5,845.19	\$ 6,037.19	3.28%

Internal Use

Customer	Bundled 8/23 Prices	Bundled 1/24 Prices	Bundled % Difference	Distribution 1/24 Prices	Distribution 8/24 Prices	Distribution % Difference
MGS-S Customer 2118	\$ 9,229.70	\$ 9,336.70	1.16%	\$ 2,319.14	\$ 2,460.81	6.11%
MGS-S Customer 2119	\$ 42,800.59	\$ 42,973.99	0.41%	\$ 5,326.73	\$ 5,511.27	3.46%
MGS-S Customer 2120	\$ 53,257.85	\$ 53,370.33	0.21%	\$ 2,562.60	\$ 2,707.38	5.65%
MGS-S Customer 2121	\$ 11,674.93	\$ 11,768.47	0.80%	\$ 1,710.84	\$ 1,843.90	7.78%
MGS-S Customer 2122	\$ 15,201.75	\$ 15,283.59	0.54%	\$ 1,767.78	\$ 1,876.44	6.15%
MGS-S Customer 2123	\$ 5,885.10	\$ 5,968.36	1.41%	\$ 1,244.30	\$ 1,370.66	10.16%
MGS-S Customer 2124	\$ 16,389.34	\$ 16,444.06	0.33%	\$ 538.56	\$ 629.64	16.91%
MGS-S Customer 2125	\$ 3,666.56	\$ 3,750.30	2.28%	\$ 1,257.16	\$ 1,385.79	10.23%
MGS-S Customer 2126	\$ 2,951.48	\$ 3,029.17	2.63%	\$ 991.56	\$ 1,114.28	12.38%
MGS-S Customer 2127	\$ 50,842.76	\$ 51,012.07	0.33%	\$ 5,146.27	\$ 5,328.55	3.54%
MGS-S Customer 2128	\$ 7,874.23	\$ 7,964.43	1.15%	\$ 1,559.45	\$ 1,690.35	8.39%
MGS-S Customer 2129	\$ 10,031.58	\$ 10,107.15	0.75%	\$ 1,483.39	\$ 1,588.00	7.05%
MGS-S Customer 2130	\$ 57,671.07	\$ 57,835.71	0.29%	\$ 5,517.91	\$ 5,680.06	2.94%
MGS-S Customer 2131	\$ 67,578.42	\$ 67,757.38	0.26%	\$ 6,167.16	\$ 6,338.58	2.78%
MGS-S Customer 2132	\$ 11,626.07	\$ 11,702.50	0.66%	\$ 1,522.20	\$ 1,627.36	6.91%
MGS-S Customer 2133	\$ 29,696.19	\$ 29,862.42	0.56%	\$ 4,985.16	\$ 5,171.77	3.74%
MGS-S Customer 2134	\$ 10,689.66	\$ 10,796.01	0.99%	\$ 2,290.13	\$ 2,431.40	6.17%
MGS-S Customer 2135	\$ 1,501.77	\$ 1,575.70	4.92%	\$ 820.72	\$ 940.96	14.65%
MGS-S Customer 2136	\$ 20,216.14	\$ 20,311.58	0.47%	\$ 2,384.13	\$ 2,501.60	4.93%
MGS-S Customer 2137	\$ 11,211.08	\$ 11,271.21	0.54%	\$ 782.98	\$ 877.51	12.07%
MGS-S Customer 2138	\$ 11,744.31	\$ 11,853.32	0.93%	\$ 2,410.09	\$ 2,553.03	5.93%
MGS-S Customer 2139	\$ 12,414.48	\$ 12,516.67	0.82%	\$ 2,102.20	\$ 2,240.83	6.59%
MGS-S Customer 2140	\$ 18,211.11	\$ 18,320.29	0.60%	\$ 2,413.11	\$ 2,555.78	5.91%
MGS-S Customer 2141	\$ 34,188.40	\$ 34,279.85	0.27%	\$ 1,612.19	\$ 1,743.58	8.15%
MGS-S Customer 2142	\$ 17,296.01	\$ 17,423.48	0.74%	\$ 3,246.63	\$ 3,401.53	4.77%
MGS-S Customer 2143	\$ 6,732.48	\$ 6,816.81	1.25%	\$ 1,292.39	\$ 1,419.40	9.83%
MGS-S Customer 2144	\$ 3,725.11	\$ 3,796.39	1.91%	\$ 701.04	\$ 819.60	16.91%
MGS-S Customer 2145	\$ 114,360.38	\$ 114,643.33	0.25%	\$ 10,293.97	\$ 10,549.70	2.48%
MGS-S Customer 2146	\$ 30,760.39	\$ 30,906.02	0.47%	\$ 4,066.88	\$ 4,233.33	4.09%
MGS-S Customer 2147	\$ 22,174.89	\$ 22,268.04	0.42%	\$ 2,280.71	\$ 2,396.74	5.09%
MGS-S Customer 2148	\$ 6,849.14	\$ 6,906.00	0.83%	\$ 634.98	\$ 727.42	14.56%
MGS-S Customer 2149	\$ 483.84	\$ 538.56	11.31%	\$ 538.56	\$ 629.64	16.91%
MGS-S Customer 2150	\$ 25,817.00	\$ 25,937.99	0.47%	\$ 2,955.29	\$ 3,106.18	5.11%
MGS-S Customer 2151	\$ 11,787.27	\$ 11,887.14	0.85%	\$ 1,995.78	\$ 2,132.79	6.86%
MGS-S Customer 2152	\$ 31,455.27	\$ 31,592.79	0.44%	\$ 3,702.23	\$ 3,863.63	4.36%
MGS-S Customer 2153	\$ 4,783.68	\$ 4,853.36	1.46%	\$ 1,217.78	\$ 1,318.65	8.28%
MGS-S Customer 2154	\$ 11,085.53	\$ 11,183.96	0.89%	\$ 1,931.94	\$ 2,068.12	7.05%
MGS-S Customer 2155	\$ 7,674.81	\$ 7,761.04	1.12%	\$ 1,379.39	\$ 1,507.68	9.30%
MGS-S Customer 2156	\$ 33,942.12	\$ 34,070.49	0.38%	\$ 3,288.66	\$ 3,444.24	4.73%
MGS-S Customer 2157	\$ 15,609.12	\$ 15,672.63	0.41%	\$ 936.06	\$ 1,032.74	10.33%

Internal Use

Customer	Bundled 8/23 Prices	Bundled 1/24 Prices	Bundled % Difference	Distribution 1/24 Prices	Distribution 8/24 Prices	Distribution % Difference
MGS-S Customer 2158	\$ 12,363.01	\$ 12,422.58	0.48%	\$ 757.79	\$ 851.95	12.43%
MGS-S Customer 2159	\$ 23,842.54	\$ 23,958.32	0.49%	\$ 2,717.93	\$ 2,865.34	5.42%
MGS-S Customer 2160	\$ 10,390.50	\$ 10,488.87	0.95%	\$ 1,925.20	\$ 2,061.02	7.05%
MGS-S Customer 2161	\$ 7,188.37	\$ 7,278.94	1.26%	\$ 1,574.47	\$ 1,705.45	8.32%
MGS-S Customer 2162	\$ 4,059.06	\$ 4,143.92	2.09%	\$ 1,314.87	\$ 1,442.08	9.67%
MGS-S Customer 2163	\$ 8,156.27	\$ 8,250.71	1.16%	\$ 1,749.94	\$ 1,883.44	7.63%
MGS-S Customer 2164	\$ 1,884.62	\$ 1,960.33	4.02%	\$ 901.43	\$ 1,022.81	13.47%
MGS-S Customer 2165	\$ 9,892.37	\$ 9,983.52	0.92%	\$ 1,601.24	\$ 1,732.67	8.21%
MGS-S Customer 2166	\$ 26,943.58	\$ 27,068.24	0.46%	\$ 3,120.30	\$ 3,273.44	4.91%
MGS-S Customer 2167	\$ 12,571.40	\$ 12,660.75	0.71%	\$ 1,519.76	\$ 1,650.00	8.57%
MGS-S Customer 2168	\$ 10,704.18	\$ 10,758.90	0.51%	\$ 538.56	\$ 629.64	16.91%
MGS-S Customer 2169	\$ 20,083.00	\$ 20,206.02	0.61%	\$ 3,047.63	\$ 3,199.85	4.99%
MGS-S Customer 2170	\$ 8,913.63	\$ 8,968.35	0.61%	\$ 538.56	\$ 629.64	16.91%
MGS-S Customer 2171	\$ 3,523.36	\$ 3,606.07	2.35%	\$ 1,217.62	\$ 1,343.46	10.33%
MGS-S Customer 2172	\$ 8,297.24	\$ 8,388.21	1.10%	\$ 1,591.73	\$ 1,722.91	8.24%
MGS-S Customer 2173	\$ 1,940.07	\$ 2,000.63	3.12%	\$ 802.22	\$ 897.01	11.82%
MGS-S Customer 2174	\$ 8,399.07	\$ 8,488.31	1.06%	\$ 1,514.96	\$ 1,645.14	8.59%
MGS-S Customer 2175	\$ 15,075.00	\$ 15,176.39	0.67%	\$ 2,066.57	\$ 2,204.72	6.68%
MGS-S Customer 2176	\$ 6,517.81	\$ 6,605.43	1.34%	\$ 1,441.45	\$ 1,570.56	8.96%
MGS-S Customer 2177	\$ 10,538.50	\$ 10,593.22	0.52%	\$ 538.56	\$ 629.64	16.91%
MGS-S Customer 2178	\$ 629.76	\$ 701.04	11.32%	\$ 701.04	\$ 819.60	16.91%
MGS-S Customer 2179	\$ 48,651.34	\$ 48,852.59	0.41%	\$ 6,591.73	\$ 6,794.56	3.08%
MGS-S Customer 2180	\$ 10,871.89	\$ 10,977.42	0.97%	\$ 2,252.31	\$ 2,392.97	6.25%
MGS-S Customer 2181	\$ 132,317.69	\$ 132,761.84	0.34%	\$ 17,157.21	\$ 17,653.34	2.89%
MGS-S Customer 2182	\$ 26,560.70	\$ 26,647.79	0.33%	\$ 1,415.43	\$ 1,544.05	9.09%
MGS-S Customer 2183	\$ 14,510.56	\$ 14,596.03	0.59%	\$ 1,932.11	\$ 2,043.12	5.75%
MGS-S Customer 2184	\$ 20,852.47	\$ 20,943.98	0.44%	\$ 2,206.95	\$ 2,321.98	5.21%
MGS-S Customer 2185	\$ 8,705.86	\$ 8,802.21	1.11%	\$ 1,840.42	\$ 1,975.51	7.34%
MGS-S Customer 2186	\$ 8,895.15	\$ 8,966.43	0.80%	\$ 701.04	\$ 819.60	16.91%
MGS-S Customer 2187	\$ 9,931.85	\$ 10,007.80	0.76%	\$ 1,503.92	\$ 1,609.02	6.99%
MGS-S Customer 2188	\$ 5,914.77	\$ 5,996.15	1.38%	\$ 1,159.23	\$ 1,284.37	10.80%
MGS-S Customer 2189	\$ 1,276.69	\$ 1,349.58	5.71%	\$ 773.80	\$ 893.39	15.45%
MGS-S Customer 2190	\$ 12,575.75	\$ 12,678.12	0.81%	\$ 2,114.59	\$ 2,253.66	6.58%
MGS-S Customer 2191	\$ 9,457.16	\$ 9,527.53	0.74%	\$ 1,248.25	\$ 1,349.52	8.11%
MGS-S Customer 2192	\$ 24,372.17	\$ 24,507.11	0.55%	\$ 3,579.15	\$ 3,738.36	4.45%
MGS-S Customer 2193	\$ 4,329.52	\$ 4,397.54	1.57%	\$ 1,142.94	\$ 1,242.77	8.73%
MGS-S Customer 2194	\$ 4,270.07	\$ 4,332.91	1.47%	\$ 906.92	\$ 1,003.29	10.63%
MGS-S Customer 2195	\$ 12,877.82	\$ 12,958.37	0.63%	\$ 1,709.17	\$ 1,817.00	6.31%
MGS-S Customer 2196	\$ 3,436.94	\$ 3,513.33	2.22%	\$ 932.18	\$ 1,054.03	13.07%
MGS-S Customer 2197	\$ 21,104.28	\$ 21,242.19	0.65%	\$ 3,721.14	\$ 3,882.94	4.35%

Internal Use

Customer	Bundled 8/23 Prices	Bundled 1/24 Prices	Bundled % Difference	Distribution 1/24 Prices	Distribution 8/24 Prices	Distribution % Difference
MGS-S Customer 2198	\$ 12,263.16	\$ 12,347.71	0.69%	\$ 1,301.02	\$ 1,428.03	9.76%
MGS-S Customer 2199	\$ 8,769.59	\$ 8,853.75	0.96%	\$ 1,284.96	\$ 1,411.86	9.88%
MGS-S Customer 2200	\$ 4,732.50	\$ 4,796.94	1.36%	\$ 979.15	\$ 1,076.54	9.95%
MGS-S Customer 2201	\$ 16,995.81	\$ 17,076.93	0.48%	\$ 1,734.76	\$ 1,842.94	6.24%
MGS-S Customer 2202	\$ 48,958.39	\$ 49,116.58	0.32%	\$ 5,231.51	\$ 5,389.95	3.03%
MGS-S Customer 2203	\$ 4,722.41	\$ 4,805.43	1.76%	\$ 1,232.73	\$ 1,358.85	10.23%
MGS-S Customer 2204	\$ 14,769.86	\$ 14,860.27	0.61%	\$ 2,157.24	\$ 2,271.56	5.30%
MGS-S Customer 2205	\$ 498.39	\$ 553.22	11.00%	\$ 543.33	\$ 634.48	16.78%
MGS-S Customer 2206	\$ 562.70	\$ 617.77	9.79%	\$ 554.51	\$ 645.82	16.47%
MGS-S Customer 2207	\$ 9,634.15	\$ 9,730.93	1.00%	\$ 1,858.79	\$ 1,994.05	7.28%
MGS-S Customer 2208	\$ 19,157.10	\$ 19,278.95	0.64%	\$ 2,994.18	\$ 3,145.61	5.06%
MGS-S Customer 2209	\$ 10,330.15	\$ 10,420.78	0.88%	\$ 1,577.07	\$ 1,708.11	8.31%
MGS-S Customer 2210	\$ 4,500.73	\$ 4,582.52	1.82%	\$ 1,176.55	\$ 1,301.84	10.65%
MGS-S Customer 2211	\$ 2,944.07	\$ 3,003.95	2.03%	\$ 771.75	\$ 866.12	12.23%
MGS-S Customer 2212	\$ 55,873.68	\$ 56,246.55	0.67%	\$ 13,358.76	\$ 13,985.40	4.69%
MGS-S Customer 2213	\$ 544.31	\$ 599.11	10.07%	\$ 542.14	\$ 633.27	16.81%
MGS-S Customer 2214	\$ 6,310.47	\$ 6,379.83	1.10%	\$ 1,201.53	\$ 1,302.06	8.37%
MGS-S Customer 2215	\$ 15,103.63	\$ 15,205.64	0.68%	\$ 2,042.20	\$ 2,196.25	7.54%
MGS-S Customer 2216	\$ 4,610.60	\$ 4,684.83	1.61%	\$ 834.52	\$ 954.98	14.43%
MGS-S Customer 2217	\$ 21,925.98	\$ 22,019.48	0.43%	\$ 2,296.16	\$ 2,412.39	5.06%
MGS-S Customer 2218	\$ 11,911.66	\$ 11,986.26	0.63%	\$ 851.13	\$ 971.81	14.18%
MGS-S Customer 2219	\$ 19,983.20	\$ 20,106.95	0.62%	\$ 3,083.25	\$ 3,236.16	4.96%
MGS-S Customer 2220	\$ 1,730.16	\$ 1,804.79	4.31%	\$ 852.33	\$ 973.02	14.16%
MGS-S Customer 2221	\$ 1,298.24	\$ 1,374.31	5.86%	\$ 917.14	\$ 1,038.74	13.26%
MGS-S Customer 2222	\$ 9,237.26	\$ 9,310.69	0.79%	\$ 1,387.52	\$ 1,490.82	7.44%
MGS-S Customer 2223	\$ 13,586.02	\$ 13,671.38	0.63%	\$ 1,928.33	\$ 2,039.36	5.76%
MGS-S Customer 2224	\$ 12,264.16	\$ 12,343.81	0.65%	\$ 1,669.20	\$ 1,776.48	6.43%
MGS-S Customer 2225	\$ 12,531.49	\$ 12,624.78	0.74%	\$ 1,698.59	\$ 1,831.42	7.82%
MGS-S Customer 2226	\$ 24,371.97	\$ 24,489.38	0.48%	\$ 2,797.12	\$ 2,946.03	5.32%
MGS-S Customer 2227	\$ 17,159.92	\$ 17,272.95	0.66%	\$ 2,601.32	\$ 2,747.62	5.62%
MGS-S Customer 2228	\$ 21,265.79	\$ 21,357.71	0.43%	\$ 2,225.79	\$ 2,341.11	5.18%
MGS-S Customer 2229	\$ 12,731.78	\$ 12,808.47	0.60%	\$ 1,535.40	\$ 1,640.79	6.86%
MGS-S Customer 2230	\$ 3,504.56	\$ 3,590.56	2.45%	\$ 1,367.35	\$ 1,495.40	9.36%
MGS-S Customer 2231	\$ 17,492.26	\$ 17,609.55	0.67%	\$ 2,790.33	\$ 2,939.07	5.33%
MGS-S Customer 2232	\$ 19,983.14	\$ 20,081.37	0.49%	\$ 2,512.64	\$ 2,632.09	4.75%
MGS-S Customer 2233	\$ 17,304.03	\$ 17,406.73	0.59%	\$ 2,125.91	\$ 2,264.92	6.54%
MGS-S Customer 2234	\$ 9,418.32	\$ 9,493.64	0.80%	\$ 1,473.92	\$ 1,578.48	7.09%
MGS-S Customer 2235	\$ 3,857.29	\$ 3,938.76	2.11%	\$ 1,162.84	\$ 1,287.98	10.76%
MGS-S Customer 2236	\$ 3,013.60	\$ 3,091.84	2.60%	\$ 1,015.90	\$ 1,138.92	12.11%
MGS-S Customer 2237	\$ 16,171.02	\$ 16,285.00	0.70%	\$ 2,642.28	\$ 2,789.03	5.55%

Internal Use

Customer	Bundled 8/23 Prices	Bundled 1/24 Prices	Bundled % Difference	Distribution 1/24 Prices	Distribution 8/24 Prices	Distribution % Difference
MGS-S Customer 2238	\$ 2,197.81	\$ 2,274.65	3.50%	\$ 952.12	\$ 1,074.22	12.82%
MGS-S Customer 2239	\$ 24,287.68	\$ 24,366.92	0.33%	\$ 1,649.85	\$ 1,756.82	6.48%
MGS-S Customer 2240	\$ 155,300.79	\$ 155,692.21	0.25%	\$ 15,198.59	\$ 15,523.66	2.14%
MGS-S Customer 2241	\$ 25,530.42	\$ 25,669.86	0.55%	\$ 3,786.53	\$ 3,948.98	4.29%
MGS-S Customer 2242	\$ 14,330.62	\$ 14,434.92	0.73%	\$ 2,194.73	\$ 2,335.75	6.43%
MGS-S Customer 2243	\$ 14,699.32	\$ 14,802.66	0.70%	\$ 2,154.32	\$ 2,293.69	6.47%
MGS-S Customer 2244	\$ 10,800.97	\$ 10,898.08	0.90%	\$ 1,873.10	\$ 2,008.51	7.23%
MGS-S Customer 2245	\$ 5,427.42	\$ 5,519.21	1.69%	\$ 1,630.84	\$ 1,762.72	8.09%
MGS-S Customer 2246	\$ 30,742.86	\$ 30,874.25	0.43%	\$ 3,428.33	\$ 3,586.10	4.60%
MGS-S Customer 2247	\$ 17,586.84	\$ 17,674.65	0.50%	\$ 2,039.58	\$ 2,152.21	5.52%
MGS-S Customer 2248	\$ 2,772.40	\$ 2,849.08	2.77%	\$ 945.12	\$ 1,067.13	12.91%
MGS-S Customer 2249	\$ 7,159.88	\$ 7,252.01	1.29%	\$ 1,644.12	\$ 1,776.05	8.02%
MGS-S Customer 2250	\$ 11,370.58	\$ 11,466.19	0.84%	\$ 1,804.99	\$ 1,939.44	7.45%
MGS-S Customer 2251	\$ 10,480.24	\$ 10,579.90	0.95%	\$ 1,988.50	\$ 2,125.54	6.89%
MGS-S Customer 2252	\$ 21,085.97	\$ 21,173.78	0.42%	\$ 2,037.64	\$ 2,150.10	5.52%
MGS-S Customer 2253	\$ 24,710.72	\$ 24,808.67	0.40%	\$ 2,499.37	\$ 2,618.60	4.77%
MGS-S Customer 2254	\$ 15,406.10	\$ 15,490.28	0.55%	\$ 1,874.87	\$ 1,985.14	5.88%
MGS-S Customer 2255	\$ 15,899.35	\$ 15,980.82	0.51%	\$ 1,751.46	\$ 1,859.92	6.19%
MGS-S Customer 2256	\$ 33,055.26	\$ 33,227.86	0.52%	\$ 5,293.09	\$ 5,477.34	3.48%
MGS-S Customer 2257	\$ 30,388.51	\$ 30,527.85	0.46%	\$ 3,785.08	\$ 3,947.72	4.30%
MGS-S Customer 2258	\$ 33,797.75	\$ 33,949.54	0.45%	\$ 4,354.48	\$ 4,525.62	3.93%
MGS-S Customer 2259	\$ 6,362.07	\$ 6,447.04	1.34%	\$ 1,321.44	\$ 1,448.88	9.64%
MGS-S Customer 2260	\$ 6,881.77	\$ 6,952.06	1.02%	\$ 1,242.49	\$ 1,343.51	8.13%
MGS-S Customer 2261	\$ 2,165.96	\$ 2,246.56	3.72%	\$ 1,122.10	\$ 1,246.59	11.09%
MGS-S Customer 2262	\$ 2,362.54	\$ 2,422.36	2.53%	\$ 769.17	\$ 863.50	12.26%
MGS-S Customer 2263	\$ 28,742.61	\$ 28,880.10	0.48%	\$ 3,702.53	\$ 3,864.07	4.36%
MGS-S Customer 2264	\$ 21,337.10	\$ 21,431.57	0.44%	\$ 2,341.18	\$ 2,458.13	5.00%
MGS-S Customer 2265	\$ 913.73	\$ 971.23	6.29%	\$ 664.20	\$ 757.05	13.98%
MGS-S Customer 2266	\$ 901.84	\$ 974.35	8.04%	\$ 757.10	\$ 876.48	15.77%
MGS-S Customer 2267	\$ 5,037.36	\$ 5,103.08	1.30%	\$ 1,037.20	\$ 1,135.43	9.47%
MGS-S Customer 2268	\$ 842.18	\$ 913.93	8.52%	\$ 722.35	\$ 841.21	16.45%
MGS-S Customer 2269	\$ 2,369.68	\$ 2,452.27	3.49%	\$ 1,211.96	\$ 1,337.71	10.38%
MGS-S Customer 2270	\$ 2,709.17	\$ 2,763.89	2.02%	\$ 538.56	\$ 629.64	16.91%
MGS-S Customer 2271	\$ 5,814.88	\$ 5,905.87	1.56%	\$ 1,590.05	\$ 1,722.45	8.33%
MGS-S Customer 2272	\$ 12,994.31	\$ 13,077.44	0.64%	\$ 1,827.44	\$ 1,937.05	6.00%
MGS-S Customer 2273	\$ 16,984.51	\$ 17,066.37	0.48%	\$ 1,770.19	\$ 1,878.99	6.15%
MGS-S Customer 2274	\$ 1,448.43	\$ 1,522.64	5.12%	\$ 833.39	\$ 953.82	14.45%
MGS-S Customer 2275	\$ 12,300.87	\$ 12,400.20	0.81%	\$ 1,973.54	\$ 2,110.40	6.93%
MGS-S Customer 2276	\$ 20,906.41	\$ 20,997.91	0.44%	\$ 2,206.63	\$ 2,321.64	5.21%
MGS-S Customer 2277	\$ 17,972.39	\$ 18,072.00	0.55%	\$ 2,573.92	\$ 2,694.19	4.67%

Internal Use

Customer	Bundled 8/23 Prices	Bundled 1/24 Prices	Bundled % Difference	Distribution 1/24 Prices	Distribution 8/24 Prices	Distribution % Difference
MGS-S Customer 2278	\$ 25,826.16	\$ 25,934.38	0.42%	\$ 2,963.87	\$ 3,089.67	4.24%
MGS-S Customer 2279	\$ 819.90	\$ 892.25	8.82%	\$ 749.35	\$ 868.59	15.91%
MGS-S Customer 2280	\$ 21,025.03	\$ 21,122.58	0.46%	\$ 2,481.22	\$ 2,600.19	4.79%
MGS-S Customer 2281	\$ 11,438.53	\$ 11,516.83	0.68%	\$ 1,608.41	\$ 1,714.89	6.62%
MGS-S Customer 2282	\$ 5,615.13	\$ 5,681.28	1.18%	\$ 1,058.71	\$ 1,157.36	9.32%
MGS-S Customer 2283	\$ 7,072.09	\$ 7,140.86	0.97%	\$ 1,177.91	\$ 1,278.30	8.52%
MGS-S Customer 2284	\$ 8,029.20	\$ 8,124.42	1.19%	\$ 1,788.65	\$ 1,922.97	7.51%
MGS-S Customer 2285	\$ 10,405.06	\$ 10,476.34	0.69%	\$ 701.04	\$ 819.60	16.91%
MGS-S Customer 2286	\$ 7,241.56	\$ 7,312.45	0.98%	\$ 1,272.20	\$ 1,373.84	7.99%
MGS-S Customer 2287	\$ 32,770.18	\$ 32,916.87	0.45%	\$ 4,123.58	\$ 4,291.43	4.07%
MGS-S Customer 2288	\$ 946.29	\$ 1,002.86	5.98%	\$ 622.21	\$ 714.46	14.83%
MGS-S Customer 2289	\$ 7,257.36	\$ 7,343.24	1.18%	\$ 1,363.12	\$ 1,491.19	9.40%
MGS-S Customer 2290	\$ 5,210.47	\$ 5,265.19	1.05%	\$ 538.56	\$ 629.64	16.91%
MGS-S Customer 2291	\$ 23,274.87	\$ 23,388.96	0.49%	\$ 2,642.93	\$ 2,789.38	5.54%
MGS-S Customer 2292	\$ 12,147.45	\$ 12,240.65	0.77%	\$ 1,694.57	\$ 1,827.35	7.84%
MGS-S Customer 2293	\$ 8,431.74	\$ 8,526.58	1.12%	\$ 1,767.83	\$ 1,901.58	7.57%
MGS-S Customer 2294	\$ 11,780.78	\$ 11,858.33	0.66%	\$ 1,574.28	\$ 1,680.25	6.73%
MGS-S Customer 2295	\$ 10,306.99	\$ 10,407.27	0.97%	\$ 2,017.34	\$ 2,154.85	6.82%
MGS-S Customer 2296	\$ 485.66	\$ 540.39	11.27%	\$ 539.16	\$ 630.24	16.89%
MGS-S Customer 2297	\$ 8,776.20	\$ 8,848.98	0.83%	\$ 1,359.27	\$ 1,462.25	7.58%
MGS-S Customer 2298	\$ 10,512.66	\$ 10,587.87	0.72%	\$ 1,466.01	\$ 1,570.26	7.11%
MGS-S Customer 2299	\$ 18,433.49	\$ 18,546.81	0.61%	\$ 2,607.83	\$ 2,753.77	5.60%
MGS-S Customer 2300	\$ 9,779.57	\$ 9,836.63	0.58%	\$ 644.32	\$ 736.89	14.37%
MGS-S Customer 2301	\$ 10,347.98	\$ 10,458.53	1.07%	\$ 2,483.42	\$ 2,627.66	5.81%
MGS-S Customer 2302	\$ 15,389.92	\$ 15,478.74	0.58%	\$ 2,086.80	\$ 2,200.22	5.44%
MGS-S Customer 2303	\$ 9,052.91	\$ 9,134.72	0.90%	\$ 1,767.56	\$ 1,876.31	6.15%
MGS-S Customer 2304	\$ 1,148.78	\$ 1,206.15	4.99%	\$ 659.06	\$ 751.87	14.08%
MGS-S Customer 2305	\$ 3,418.04	\$ 3,497.61	2.33%	\$ 1,076.48	\$ 1,200.41	11.51%
MGS-S Customer 2306	\$ 11,093.28	\$ 11,173.67	0.72%	\$ 1,703.37	\$ 1,811.20	6.33%
MGS-S Customer 2307	\$ 2,283.19	\$ 2,354.47	3.12%	\$ 701.04	\$ 819.60	16.91%
MGS-S Customer 2308	\$ 25,597.81	\$ 25,719.74	0.48%	\$ 2,999.98	\$ 3,151.68	5.06%
MGS-S Customer 2309	\$ 15,408.35	\$ 15,514.64	0.69%	\$ 2,289.57	\$ 2,431.00	6.18%
MGS-S Customer 2310	\$ 12,649.34	\$ 12,750.49	0.80%	\$ 2,057.40	\$ 2,195.56	6.72%
MGS-S Customer 2311	\$ 800.73	\$ 856.94	7.02%	\$ 605.75	\$ 697.78	15.19%
MGS-S Customer 2312	\$ 8,574.52	\$ 8,649.19	0.87%	\$ 1,443.52	\$ 1,547.63	7.21%
MGS-S Customer 2313	\$ 15,692.48	\$ 15,802.39	0.70%	\$ 2,455.79	\$ 2,599.70	5.86%
MGS-S Customer 2314	\$ 2,326.45	\$ 2,404.48	3.35%	\$ 1,007.52	\$ 1,130.50	12.21%
MGS-S Customer 2315	\$ 4,147.52	\$ 4,231.08	2.01%	\$ 1,247.86	\$ 1,376.75	10.33%
MGS-S Customer 2316	\$ 13,178.31	\$ 13,276.57	0.75%	\$ 1,921.26	\$ 2,057.09	7.07%
MGS-S Customer 2317	\$ 31,150.24	\$ 31,290.42	0.45%	\$ 3,828.37	\$ 3,991.99	4.27%

Internal Use

Customer	Bundled 8/23 Prices	Bundled 1/24 Prices	Bundled % Difference	Distribution 1/24 Prices	Distribution 8/24 Prices	Distribution % Difference
MGS-S Customer 2318	\$ 7,818.63	\$ 7,905.09	1.11%	\$ 1,390.14	\$ 1,518.63	9.24%
MGS-S Customer 2319	\$ 26,910.74	\$ 27,030.75	0.45%	\$ 2,913.55	\$ 3,064.02	5.16%
MGS-S Customer 2320	\$ 64,197.69	\$ 64,379.70	0.28%	\$ 5,727.03	\$ 5,917.99	3.33%
MGS-S Customer 2321	\$ 2,602.46	\$ 2,681.83	3.05%	\$ 1,066.43	\$ 1,190.14	11.60%
MGS-S Customer 2322	\$ 8,137.87	\$ 8,232.80	1.17%	\$ 1,774.80	\$ 1,908.84	7.55%
MGS-S Customer 2323	\$ 10,183.84	\$ 10,300.78	1.15%	\$ 2,631.91	\$ 2,823.28	7.27%
MGS-S Customer 2324	\$ 4,842.23	\$ 4,927.28	1.76%	\$ 1,325.18	\$ 1,452.67	9.62%
MGS-S Customer 2325	\$ 6,968.70	\$ 7,059.61	1.30%	\$ 1,590.99	\$ 1,722.29	8.25%
MGS-S Customer 2326	\$ 90,635.60	\$ 90,871.42	0.26%	\$ 8,168.04	\$ 8,394.07	2.77%
MGS-S Customer 2327	\$ 15,749.29	\$ 15,849.02	0.63%	\$ 2,585.49	\$ 2,706.36	4.67%
MGS-S Customer 2328	\$ 8,192.45	\$ 8,264.77	0.88%	\$ 1,337.83	\$ 1,440.43	7.67%
MGS-S Customer 2329	\$ 14,380.81	\$ 14,477.08	0.67%	\$ 1,835.01	\$ 1,969.88	7.35%
MGS-S Customer 2330	\$ 9,198.23	\$ 9,277.38	0.86%	\$ 1,647.34	\$ 1,754.38	6.50%
MGS-S Customer 2331	\$ 9,914.92	\$ 10,012.55	0.98%	\$ 1,897.53	\$ 2,033.38	7.16%
MGS-S Customer 2332	\$ 7,849.67	\$ 7,944.31	1.21%	\$ 1,761.78	\$ 1,895.67	7.60%
MGS-S Customer 2333	\$ 2,890.82	\$ 2,967.82	2.66%	\$ 961.36	\$ 1,083.69	12.72%
MGS-S Customer 2334	\$ 629.76	\$ 701.04	11.32%	\$ 701.04	\$ 819.60	16.91%
MGS-S Customer 2335	\$ 5,158.21	\$ 5,243.78	1.66%	\$ 1,349.22	\$ 1,477.07	9.48%
MGS-S Customer 2336	\$ 3,276.92	\$ 3,359.62	2.52%	\$ 1,218.79	\$ 1,344.76	10.34%
MGS-S Customer 2337	\$ 12,539.32	\$ 12,623.50	0.67%	\$ 1,876.43	\$ 1,986.84	5.88%
MGS-S Customer 2338	\$ 34,463.10	\$ 34,586.52	0.36%	\$ 3,067.51	\$ 3,220.13	4.98%
MGS-S Customer 2339	\$ 814.18	\$ 870.73	6.95%	\$ 621.25	\$ 713.51	14.85%
MGS-S Customer 2340	\$ 3,696.64	\$ 3,780.70	2.27%	\$ 1,251.88	\$ 1,387.73	10.85%
MGS-S Customer 2341	\$ 5,839.79	\$ 5,912.13	1.24%	\$ 1,337.63	\$ 1,440.15	7.66%
MGS-S Customer 2342	\$ 7,653.19	\$ 7,741.89	1.16%	\$ 1,492.15	\$ 1,622.14	8.71%
MGS-S Customer 2343	\$ 852.57	\$ 909.87	6.72%	\$ 654.86	\$ 747.58	14.16%
MGS-S Customer 2344	\$ 4,298.48	\$ 4,382.54	1.96%	\$ 1,282.55	\$ 1,409.57	9.90%
MGS-S Customer 2345	\$ 16,222.19	\$ 16,284.90	0.39%	\$ 899.83	\$ 996.00	10.69%
MGS-S Customer 2346	\$ 1,465.68	\$ 1,541.01	5.14%	\$ 885.05	\$ 1,006.26	13.70%
MGS-S Customer 2347	\$ 3,800.89	\$ 3,885.86	2.24%	\$ 1,322.84	\$ 1,450.38	9.64%
MGS-S Customer 2348	\$ 6,838.25	\$ 6,904.74	0.97%	\$ 1,070.60	\$ 1,169.19	9.21%
MGS-S Customer 2349	\$ 7,923.92	\$ 7,995.20	0.90%	\$ 701.04	\$ 819.60	16.91%
MGS-S Customer 2350	\$ 21,807.35	\$ 21,928.48	0.56%	\$ 2,962.97	\$ 3,114.06	5.10%
MGS-S Customer 2351	\$ 4,040.57	\$ 4,106.91	1.64%	\$ 1,066.55	\$ 1,165.28	9.26%
MGS-S Customer 2352	\$ 9,050.81	\$ 9,142.66	1.01%	\$ 1,635.09	\$ 1,767.15	8.08%
MGS-S Customer 2353	\$ 1,922.06	\$ 1,999.67	4.04%	\$ 988.93	\$ 1,111.70	12.41%
MGS-S Customer 2354	\$ 4,165.69	\$ 4,246.23	1.93%	\$ 1,120.20	\$ 1,244.72	11.12%
MGS-S Customer 2355	\$ 29,193.31	\$ 29,303.55	0.38%	\$ 3,058.10	\$ 3,185.47	4.17%
MGS-S Customer 2356	\$ 819.47	\$ 875.85	6.88%	\$ 613.54	\$ 705.70	15.02%
MGS-S Customer 2357	\$ 8,433.75	\$ 8,511.12	0.92%	\$ 1,567.27	\$ 1,673.19	6.76%

Internal Use

Customer	Bundled 8/23 Prices	Bundled 1/24 Prices	Bundled % Difference	Distribution 1/24 Prices	Distribution 8/24 Prices	Distribution % Difference
MGS-S Customer 2358	\$ 9,319.78	\$ 9,415.05	1.02%	\$ 1,784.79	\$ 1,920.55	7.61%
MGS-S Customer 2359	\$ 9,431.44	\$ 9,513.40	0.87%	\$ 1,777.48	\$ 1,886.61	6.14%
MGS-S Customer 2360	\$ 7,649.00	\$ 7,724.28	0.98%	\$ 1,473.78	\$ 1,578.48	7.10%
MGS-S Customer 2361	\$ 7,412.31	\$ 7,489.49	1.04%	\$ 1,560.59	\$ 1,666.55	6.79%
MGS-S Customer 2362	\$ 7,739.26	\$ 7,809.62	0.91%	\$ 1,249.95	\$ 1,351.36	8.11%
MGS-S Customer 2363	\$ 8,269.64	\$ 8,342.80	0.88%	\$ 1,377.51	\$ 1,480.79	7.50%
MGS-S Customer 2364	\$ 10,154.59	\$ 10,267.06	1.11%	\$ 2,569.76	\$ 2,715.18	5.66%
MGS-S Customer 2365	\$ 7,423.83	\$ 7,494.25	0.95%	\$ 1,251.43	\$ 1,352.82	8.10%
MGS-S Customer 2366	\$ 10,952.75	\$ 11,062.93	1.01%	\$ 2,466.26	\$ 2,610.20	5.84%
MGS-S Customer 2367	\$ 5,334.80	\$ 5,406.72	1.35%	\$ 1,320.09	\$ 1,422.50	7.76%
MGS-S Customer 2368	\$ 11,023.59	\$ 11,115.36	0.83%	\$ 1,631.25	\$ 1,763.22	8.09%
MGS-S Customer 2369	\$ 1,498.81	\$ 1,555.20	3.76%	\$ 614.23	\$ 706.40	15.01%
MGS-S Customer 2370	\$ 6,549.29	\$ 6,637.46	1.35%	\$ 1,467.03	\$ 1,596.60	8.83%
MGS-S Customer 2371	\$ 572.24	\$ 627.49	9.66%	\$ 562.60	\$ 654.02	16.25%
MGS-S Customer 2372	\$ 6,776.98	\$ 6,863.29	1.27%	\$ 1,383.20	\$ 1,511.57	9.28%
MGS-S Customer 2373	\$ 1,867.69	\$ 1,941.14	3.93%	\$ 799.58	\$ 919.55	15.00%
MGS-S Customer 2374	\$ 3,765.79	\$ 3,832.26	1.77%	\$ 1,073.17	\$ 1,172.05	9.21%
MGS-S Customer 2375	\$ 13,976.18	\$ 14,053.54	0.55%	\$ 1,566.35	\$ 1,672.23	6.76%
MGS-S Customer 2376	\$ 893.77	\$ 965.87	8.07%	\$ 738.08	\$ 857.19	16.14%
MGS-S Customer 2377	\$ 629.76	\$ 701.04	11.32%	\$ 701.04	\$ 819.60	16.91%
MGS-S Customer 2378	\$ 22,241.43	\$ 22,351.55	0.50%	\$ 2,464.78	\$ 2,608.81	5.84%
MGS-S Customer 2379	\$ 2,716.27	\$ 2,777.19	2.24%	\$ 819.27	\$ 914.33	11.60%
MGS-S Customer 2380	\$ 11,285.43	\$ 11,364.09	0.70%	\$ 1,626.35	\$ 1,733.18	6.57%
MGS-S Customer 2381	\$ 17,040.24	\$ 17,105.32	0.38%	\$ 1,006.49	\$ 1,104.16	9.70%
MGS-S Customer 2382	\$ 840.29	\$ 897.39	6.80%	\$ 646.89	\$ 739.55	14.32%
MGS-S Customer 2383	\$ 8,509.51	\$ 8,588.03	0.92%	\$ 1,618.62	\$ 1,725.24	6.59%
MGS-S Customer 2384	\$ 11,315.83	\$ 11,428.74	1.00%	\$ 2,521.84	\$ 2,688.05	6.59%
MGS-S Customer 2385	\$ 1,552.10	\$ 1,609.85	3.72%	\$ 676.50	\$ 769.56	13.76%
MGS-S Customer 2386	\$ 2,270.96	\$ 2,349.65	3.47%	\$ 1,036.55	\$ 1,159.88	11.90%
MGS-S Customer 2387	\$ 1,758.87	\$ 1,835.13	4.34%	\$ 926.53	\$ 1,048.31	13.14%
MGS-S Customer 2388	\$ 8,555.49	\$ 8,646.12	1.06%	\$ 1,579.76	\$ 1,710.99	8.31%
MGS-S Customer 2389	\$ 10,296.68	\$ 10,351.40	0.53%	\$ 538.56	\$ 629.64	16.91%
MGS-S Customer 2390	\$ 5,253.37	\$ 5,308.09	1.04%	\$ 538.56	\$ 629.64	16.91%
MGS-S Customer 2391	\$ 18,992.38	\$ 19,114.52	0.64%	\$ 2,914.91	\$ 3,093.21	6.12%
MGS-S Customer 2392	\$ 2,985.38	\$ 3,049.19	2.14%	\$ 951.73	\$ 1,048.77	10.20%
MGS-S Customer 2393	\$ 22,028.37	\$ 22,136.41	0.49%	\$ 2,370.09	\$ 2,512.74	6.02%
MGS-S Customer 2394	\$ 13,226.01	\$ 13,305.02	0.60%	\$ 1,641.29	\$ 1,748.27	6.52%
MGS-S Customer 2395	\$ 7,929.68	\$ 8,003.22	0.93%	\$ 1,393.33	\$ 1,496.73	7.42%
MGS-S Customer 2396	\$ 1,816.59	\$ 1,893.30	4.22%	\$ 949.04	\$ 1,071.31	12.88%
MGS-S Customer 2397	\$ 18,965.16	\$ 19,054.77	0.47%	\$ 2,122.80	\$ 2,236.77	5.37%

Internal Use

Customer	Bundled 8/23 Prices	Bundled 1/24 Prices	Bundled % Difference	Distribution 1/24 Prices	Distribution 8/24 Prices	Distribution % Difference
MGS-S Customer 2398	\$ 6,947.70	\$ 7,018.64	1.02%	\$ 1,277.80	\$ 1,379.74	7.98%
MGS-S Customer 2399	\$ 42,298.89	\$ 42,434.72	0.32%	\$ 3,634.88	\$ 3,795.98	4.43%
MGS-S Customer 2400	\$ 7,970.08	\$ 8,038.24	0.86%	\$ 1,148.48	\$ 1,248.31	8.69%
MGS-S Customer 2401	\$ 8,502.87	\$ 8,590.45	1.03%	\$ 1,441.88	\$ 1,571.19	8.97%
MGS-S Customer 2402	\$ 2,999.98	\$ 3,079.58	2.65%	\$ 1,078.90	\$ 1,202.90	11.49%
MGS-S Customer 2403	\$ 1,735.88	\$ 1,811.17	4.34%	\$ 883.48	\$ 1,004.70	13.72%
MGS-S Customer 2404	\$ 2,115.83	\$ 2,192.40	3.62%	\$ 941.30	\$ 1,063.33	12.96%
MGS-S Customer 2405	\$ 12,066.48	\$ 12,143.72	0.64%	\$ 1,561.51	\$ 1,667.37	6.78%
MGS-S Customer 2406	\$ 11,756.24	\$ 11,831.15	0.64%	\$ 1,456.63	\$ 1,561.06	7.17%
MGS-S Customer 2407	\$ 1,529.50	\$ 1,588.14	3.83%	\$ 717.05	\$ 810.72	13.06%
MGS-S Customer 2408	\$ 1,722.85	\$ 1,780.19	3.33%	\$ 657.43	\$ 750.23	14.12%
MGS-S Customer 2409	\$ 3,988.67	\$ 4,068.33	2.00%	\$ 1,081.50	\$ 1,205.55	11.47%
MGS-S Customer 2410	\$ 1,400.90	\$ 1,458.58	4.12%	\$ 672.55	\$ 765.55	13.83%
MGS-S Customer 2411	\$ 11,769.99	\$ 11,856.19	0.73%	\$ 1,969.10	\$ 2,080.91	5.68%
MGS-S Customer 2412	\$ 11,531.41	\$ 11,613.37	0.71%	\$ 1,775.41	\$ 1,884.34	6.14%
MGS-S Customer 2413	\$ 14,161.33	\$ 14,244.07	0.58%	\$ 1,810.84	\$ 1,920.29	6.04%
MGS-S Customer 2414	\$ 7,285.23	\$ 7,355.75	0.97%	\$ 1,255.84	\$ 1,357.26	8.08%
MGS-S Customer 2415	\$ 3,812.59	\$ 3,878.93	1.74%	\$ 1,066.60	\$ 1,165.33	9.26%
MGS-S Customer 2416	\$ 26,491.76	\$ 26,617.24	0.47%	\$ 3,162.85	\$ 3,317.00	4.87%
MGS-S Customer 2417	\$ 65,275.08	\$ 65,480.40	0.31%	\$ 6,781.98	\$ 6,987.92	3.04%
MGS-S Customer 2418	\$ 17,935.06	\$ 18,032.56	0.54%	\$ 2,479.50	\$ 2,598.49	4.80%
MGS-S Customer 2419	\$ 669.59	\$ 725.41	8.34%	\$ 588.73	\$ 680.53	15.59%
MGS-S Customer 2420	\$ 3,117.29	\$ 3,194.43	2.47%	\$ 967.04	\$ 1,089.43	12.66%
MGS-S Customer 2421	\$ 7,384.37	\$ 7,468.77	1.14%	\$ 1,295.94	\$ 1,423.04	9.81%
MGS-S Customer 2422	\$ 483.84	\$ 538.56	11.31%	\$ 538.56	\$ 629.64	16.91%
MGS-S Customer 2423	\$ 700.16	\$ 755.44	7.90%	\$ 563.61	\$ 655.04	16.22%
MGS-S Customer 2424	\$ 6,588.22	\$ 6,655.73	1.02%	\$ 1,118.56	\$ 1,217.97	8.89%
MGS-S Customer 2425	\$ 1,029.24	\$ 1,102.41	7.11%	\$ 786.43	\$ 906.21	15.23%
MGS-S Customer 2426	\$ 594.81	\$ 649.98	9.28%	\$ 558.89	\$ 650.25	16.35%
MGS-S Customer 2427	\$ 9,850.35	\$ 9,925.47	0.76%	\$ 1,464.55	\$ 1,568.96	7.13%
MGS-S Customer 2428	\$ 767.31	\$ 839.40	9.40%	\$ 737.42	\$ 856.49	16.15%
MGS-S Customer 2429	\$ 643.84	\$ 699.10	8.58%	\$ 563.24	\$ 654.67	16.23%
MGS-S Customer 2430	\$ 13,693.80	\$ 13,767.42	0.54%	\$ 806.75	\$ 926.80	14.88%
MGS-S Customer 2431	\$ 22,681.65	\$ 22,786.81	0.46%	\$ 2,829.83	\$ 2,954.05	4.39%
MGS-S Customer 2432	\$ 8,950.66	\$ 9,049.04	1.10%	\$ 1,932.01	\$ 2,068.39	7.06%
MGS-S Customer 2433	\$ 4,843.21	\$ 4,930.56	1.80%	\$ 1,430.19	\$ 1,559.22	9.02%
MGS-S Customer 2434	\$ 1,130.31	\$ 1,203.20	6.45%	\$ 773.40	\$ 892.98	15.46%
MGS-S Customer 2435	\$ 4,990.63	\$ 5,072.64	1.64%	\$ 1,188.95	\$ 1,314.61	10.57%
MGS-S Customer 2436	\$ 24,289.24	\$ 24,391.14	0.42%	\$ 2,679.51	\$ 2,801.41	4.55%
MGS-S Customer 2437	\$ 16,804.67	\$ 16,889.13	0.50%	\$ 1,889.80	\$ 2,000.47	5.86%

Customer	Bundled 8/23 Prices	Bundled 1/24 Prices	Bundled % Difference	Distribution 1/24 Prices	Distribution 8/24 Prices	Distribution % Difference
MGS-S Customer 2438	\$ 4,464.51	\$ 4,545.43	1.81%	\$ 1,139.13	\$ 1,264.03	10.96%
MGS-S Customer 2439	\$ 17,817.38	\$ 17,915.96	0.55%	\$ 1,942.83	\$ 2,079.47	7.03%
MGS-S Customer 2440	\$ 3,782.14	\$ 3,843.48	1.62%	\$ 838.19	\$ 933.55	11.38%
MGS-S Customer 2441	\$ 16,747.93	\$ 16,853.46	0.63%	\$ 2,257.97	\$ 2,399.12	6.25%
MGS-S Customer 2442	\$ 62,699.44	\$ 62,911.28	0.34%	\$ 6,846.94	\$ 7,132.91	4.18%
MGS-S Customer 2443	\$ 7,035.42	\$ 7,120.29	1.21%	\$ 1,318.77	\$ 1,446.30	9.67%
MGS-S Customer 2444	\$ 11,718.24	\$ 11,815.09	0.83%	\$ 1,861.78	\$ 1,997.07	7.27%
MGS-S Customer 2445	\$ 18,168.32	\$ 18,281.40	0.62%	\$ 2,598.14	\$ 2,744.03	5.62%
MGS-S Customer 2446	\$ 9,498.62	\$ 9,595.78	1.02%	\$ 1,877.16	\$ 2,012.77	7.22%
MGS-S Customer 2447	\$ 7,117.80	\$ 7,203.17	1.20%	\$ 1,339.69	\$ 1,467.39	9.53%
MGS-S Customer 2448	\$ 5,619.05	\$ 5,708.14	1.59%	\$ 1,510.56	\$ 1,640.84	8.62%
MGS-S Customer 2449	\$ 79,151.71	\$ 79,389.30	0.30%	\$ 8,234.28	\$ 8,460.28	2.74%
MGS-S Customer 2450	\$ 41,783.63	\$ 41,975.37	0.46%	\$ 6,194.79	\$ 6,394.29	3.22%
MGS-S Customer 2451	\$ 2,980.80	\$ 3,059.20	2.63%	\$ 1,024.07	\$ 1,147.27	12.03%
MGS-S Customer 2452	\$ 3,115.74	\$ 3,192.69	2.47%	\$ 959.53	\$ 1,081.90	12.75%
MGS-S Customer 2453	\$ 3,234.87	\$ 3,298.95	1.98%	\$ 963.49	\$ 1,060.70	10.09%
MGS-S Customer 2454	\$ 1,293.74	\$ 1,367.18	5.68%	\$ 799.39	\$ 919.40	15.01%
MGS-S Customer 2455	\$ 31,915.96	\$ 32,047.47	0.41%	\$ 3,439.02	\$ 3,597.31	4.60%
MGS-S Customer 2456	\$ 6,960.36	\$ 7,049.57	1.28%	\$ 1,516.36	\$ 1,646.79	8.60%
MGS-S Customer 2457	\$ 6,013.76	\$ 6,100.45	1.44%	\$ 1,400.05	\$ 1,528.65	9.19%
MGS-S Customer 2458	\$ 961.48	\$ 1,034.20	7.56%	\$ 766.23	\$ 885.72	15.59%
MGS-S Customer 2459	\$ 2,864.88	\$ 2,944.54	2.78%	\$ 1,080.93	\$ 1,204.93	11.47%
MGS-S Customer 2460	\$ 3,197.67	\$ 3,275.88	2.45%	\$ 1,016.01	\$ 1,139.14	12.12%
MGS-S Customer 2461	\$ 1,707.23	\$ 1,782.10	4.39%	\$ 860.91	\$ 982.56	14.13%
MGS-S Customer 2462	\$ 9,060.80	\$ 9,134.25	0.81%	\$ 1,389.57	\$ 1,492.97	7.44%
MGS-S Customer 2463	\$ 7,040.62	\$ 7,124.04	1.18%	\$ 1,249.33	\$ 1,375.61	10.11%
MGS-S Customer 2464	\$ 4,904.13	\$ 4,986.74	1.68%	\$ 1,215.97	\$ 1,341.98	10.36%
MGS-S Customer 2465	\$ 5,425.73	\$ 5,509.14	1.54%	\$ 1,251.75	\$ 1,378.27	10.11%
MGS-S Customer 2466	\$ 10,687.60	\$ 10,779.43	0.86%	\$ 1,636.01	\$ 1,768.20	8.08%
MGS-S Customer 2467	\$ 7,100.78	\$ 7,194.05	1.31%	\$ 1,699.72	\$ 1,832.73	7.83%
MGS-S Customer 2468	\$ 6,640.88	\$ 6,726.20	1.28%	\$ 1,339.16	\$ 1,466.99	9.55%
MGS-S Customer 2469	\$ 3,070.34	\$ 3,131.05	1.98%	\$ 809.91	\$ 904.87	11.72%
MGS-S Customer 2470	\$ 3,141.18	\$ 3,218.49	2.46%	\$ 974.39	\$ 1,096.86	12.57%
MGS-S Customer 2471	\$ 22,796.07	\$ 22,903.58	0.47%	\$ 2,348.44	\$ 2,490.95	6.07%
MGS-S Customer 2472	\$ 14,099.33	\$ 14,199.96	0.71%	\$ 2,035.12	\$ 2,173.05	6.78%
MGS-S Customer 2473	\$ 1,654.25	\$ 1,729.43	4.54%	\$ 878.01	\$ 999.12	13.79%
MGS-S Customer 2474	\$ 10,160.13	\$ 10,253.71	0.92%	\$ 1,714.18	\$ 1,847.41	7.77%
MGS-S Customer 2475	\$ 1,545.07	\$ 1,620.19	4.86%	\$ 874.11	\$ 995.30	13.86%
MGS-S Customer 2476	\$ 2,563.35	\$ 2,644.82	3.18%	\$ 1,165.65	\$ 1,291.05	10.76%
MGS-S Customer 2477	\$ 9,536.31	\$ 9,606.86	0.74%	\$ 1,256.52	\$ 1,357.92	8.07%

Internal Use

Customer	Bundled 8/23 Prices	Bundled 1/24 Prices	Bundled % Difference	Distribution 1/24 Prices	Distribution 8/24 Prices	Distribution % Difference
MGS-S Customer 2478	\$ 2,734.02	\$ 2,816.06	3.00%	\$ 1,181.43	\$ 1,309.23	10.82%
MGS-S Customer 2479	\$ 6,874.49	\$ 6,959.71	1.24%	\$ 1,333.43	\$ 1,461.07	9.57%
MGS-S Customer 2480	\$ 4,269.96	\$ 4,352.36	1.93%	\$ 1,206.72	\$ 1,332.62	10.43%
MGS-S Customer 2481	\$ 17,841.90	\$ 17,948.13	0.60%	\$ 2,286.10	\$ 2,427.39	6.18%
MGS-S Customer 2482	\$ 2,411.68	\$ 2,470.62	2.44%	\$ 729.87	\$ 823.68	12.85%
MGS-S Customer 2483	\$ 895.54	\$ 952.35	6.34%	\$ 633.29	\$ 725.75	14.60%
MGS-S Customer 2484	\$ 7,654.53	\$ 7,709.25	0.71%	\$ 538.56	\$ 629.64	16.91%
MGS-S Customer 2485	\$ 5,812.20	\$ 5,877.68	1.13%	\$ 1,026.50	\$ 1,124.59	9.56%
MGS-S Customer 2486	\$ 8,474.87	\$ 8,574.37	1.17%	\$ 1,979.89	\$ 2,116.75	6.91%
MGS-S Customer 2487	\$ 941.80	\$ 1,014.56	7.73%	\$ 768.08	\$ 887.61	15.56%
MGS-S Customer 2488	\$ 2,387.70	\$ 2,463.25	3.16%	\$ 894.97	\$ 1,016.34	13.56%
MGS-S Customer 2489	\$ 5,032.35	\$ 5,112.73	1.60%	\$ 1,113.84	\$ 1,238.33	11.18%
MGS-S Customer 2490	\$ 3,890.32	\$ 3,969.36	2.03%	\$ 1,052.55	\$ 1,176.13	11.74%
MGS-S Customer 2491	\$ 11,643.40	\$ 11,719.19	0.65%	\$ 1,493.86	\$ 1,598.63	7.01%
MGS-S Customer 2492	\$ 6,297.23	\$ 6,365.84	1.09%	\$ 1,168.45	\$ 1,268.57	8.57%
MGS-S Customer 2493	\$ 5,817.54	\$ 5,900.25	1.42%	\$ 1,219.53	\$ 1,345.54	10.33%
MGS-S Customer 2494	\$ 4,404.03	\$ 4,468.12	1.46%	\$ 962.72	\$ 1,059.85	10.09%
MGS-S Customer 2495	\$ 77,053.26	\$ 77,238.44	0.24%	\$ 5,770.00	\$ 5,985.12	3.73%
MGS-S Customer 2496	\$ 8,951.07	\$ 9,024.43	0.82%	\$ 1,387.22	\$ 1,490.70	7.46%
MGS-S Customer 2497	\$ 1,780.50	\$ 1,856.63	4.28%	\$ 920.88	\$ 1,042.59	13.22%
MGS-S Customer 2498	\$ 1,104.43	\$ 1,177.60	6.63%	\$ 787.25	\$ 907.08	15.22%
MGS-S Customer 2499	\$ 8,986.23	\$ 9,071.27	0.95%	\$ 1,324.85	\$ 1,452.35	9.62%
MGS-S Customer 2500	\$ 5,315.72	\$ 5,385.62	1.31%	\$ 1,227.80	\$ 1,328.84	8.23%
MGS-S Customer 2501	\$ 5,452.59	\$ 5,533.52	1.48%	\$ 1,139.50	\$ 1,264.42	10.96%
MGS-S Customer 2502	\$ 605.05	\$ 660.12	9.10%	\$ 554.48	\$ 645.79	16.47%
MGS-S Customer 2503	\$ 54,380.18	\$ 54,529.80	0.28%	\$ 4,240.67	\$ 4,409.09	3.97%
MGS-S Customer 2504	\$ 29,562.97	\$ 29,691.89	0.44%	\$ 3,311.93	\$ 3,467.73	4.70%
MGS-S Customer 2505	\$ 19,304.40	\$ 19,410.00	0.55%	\$ 2,251.68	\$ 2,392.08	6.24%
MGS-S Customer 2506	\$ 4,614.08	\$ 4,677.48	1.37%	\$ 932.10	\$ 1,028.82	10.38%
MGS-S Customer 2507	\$ 2,640.23	\$ 2,714.98	2.83%	\$ 858.15	\$ 978.96	14.08%
MGS-S Customer 2508	\$ 4,014.14	\$ 4,079.71	1.63%	\$ 1,030.69	\$ 1,128.83	9.52%
MGS-S Customer 2509	\$ 14,360.28	\$ 14,464.97	0.73%	\$ 2,215.65	\$ 2,355.91	6.33%
MGS-S Customer 2510	\$ 34,041.23	\$ 34,163.94	0.36%	\$ 3,620.91	\$ 3,756.13	3.73%
MGS-S Customer 2511	\$ 4,953.72	\$ 5,032.23	1.58%	\$ 1,029.43	\$ 1,152.73	11.98%
MGS-S Customer 2512	\$ 921.30	\$ 977.52	6.10%	\$ 606.57	\$ 698.61	15.17%
MGS-S Customer 2513	\$ 1,222.10	\$ 1,295.14	5.98%	\$ 780.56	\$ 900.24	15.33%
MGS-S Customer 2514	\$ 10,696.59	\$ 10,788.90	0.86%	\$ 1,651.30	\$ 1,783.25	7.99%
MGS-S Customer 2515	\$ 102,851.26	\$ 103,095.93	0.24%	\$ 8,559.64	\$ 8,792.43	2.72%
MGS-S Customer 2516	\$ 19,684.42	\$ 19,774.22	0.46%	\$ 2,129.20	\$ 2,243.08	5.35%
MGS-S Customer 2517	\$ 18,238.32	\$ 18,326.34	0.48%	\$ 2,048.25	\$ 2,160.95	5.50%

Internal Use

Customer	Bundled 8/23 Prices	Bundled 1/24 Prices	Bundled % Difference	Distribution 1/24 Prices	Distribution 8/24 Prices	Distribution % Difference
MGS-S Customer 2518	\$ 483.84	\$ 538.56	11.31%	\$ 538.56	\$ 629.64	16.91%
MGS-S Customer 2519	\$ 13,942.49	\$ 14,020.16	0.56%	\$ 1,575.35	\$ 1,681.03	6.71%
MGS-S Customer 2520	\$ 6,312.45	\$ 6,397.78	1.35%	\$ 1,338.49	\$ 1,466.20	9.54%
MGS-S Customer 2521	\$ 4,477.25	\$ 4,558.50	1.81%	\$ 1,152.18	\$ 1,277.15	10.85%
MGS-S Customer 2522	\$ 831.11	\$ 903.06	8.66%	\$ 730.98	\$ 849.96	16.28%
MGS-S Customer 2523	\$ 3,523.07	\$ 3,602.31	2.25%	\$ 1,060.77	\$ 1,184.40	11.65%
MGS-S Customer 2524	\$ 1,281.51	\$ 1,354.99	5.73%	\$ 801.14	\$ 921.13	14.98%
MGS-S Customer 2525	\$ 5,740.14	\$ 5,805.77	1.14%	\$ 1,032.93	\$ 1,131.09	9.50%
MGS-S Customer 2526	\$ 1,030.14	\$ 1,103.02	7.07%	\$ 774.71	\$ 894.38	15.45%
MGS-S Customer 2527	\$ 5,264.21	\$ 5,330.84	1.27%	\$ 1,080.29	\$ 1,179.24	9.16%
MGS-S Customer 2528	\$ 5,079.95	\$ 5,144.36	1.27%	\$ 978.18	\$ 1,075.58	9.96%
MGS-S Customer 2529	\$ 629.76	\$ 701.04	11.32%	\$ 701.04	\$ 819.60	16.91%
MGS-S Customer 2530	\$ 6,421.10	\$ 6,488.68	1.05%	\$ 1,119.73	\$ 1,219.01	8.87%
MGS-S Customer 2531	\$ 7,432.86	\$ 7,500.28	0.91%	\$ 1,112.45	\$ 1,211.61	8.91%
MGS-S Customer 2532	\$ 865.22	\$ 921.51	6.51%	\$ 609.08	\$ 701.16	15.12%
MGS-S Customer 2533	\$ 2,899.56	\$ 2,977.90	2.70%	\$ 1,020.11	\$ 1,143.17	12.06%
MGS-S Customer 2534	\$ 2,100.01	\$ 2,173.78	3.51%	\$ 814.30	\$ 934.48	14.76%
MGS-S Customer 2535	\$ 1,971.89	\$ 2,046.17	3.77%	\$ 836.47	\$ 956.94	14.40%
MGS-S Customer 2536	\$ 6,936.23	\$ 7,016.30	1.15%	\$ 1,098.14	\$ 1,222.30	11.31%
MGS-S Customer 2537	\$ 8,184.49	\$ 8,284.12	1.22%	\$ 1,982.11	\$ 2,118.71	6.89%
MGS-S Customer 2538	\$ 45,039.72	\$ 45,177.07	0.30%	\$ 3,686.02	\$ 3,846.62	4.36%
MGS-S Customer 2539	\$ 6,202.24	\$ 6,285.54	1.34%	\$ 1,244.11	\$ 1,370.32	10.14%
MGS-S Customer 2540	\$ 5,051.65	\$ 5,131.22	1.58%	\$ 1,040.26	\$ 1,174.99	12.95%
MGS-S Customer 2541	\$ 47,534.39	\$ 47,691.36	0.33%	\$ 4,572.67	\$ 4,745.76	3.79%
MGS-S Customer 2542	\$ 3,800.76	\$ 3,879.53	2.07%	\$ 1,039.70	\$ 1,163.03	11.86%
MGS-S Customer 2543	\$ 2,056.36	\$ 2,132.61	3.71%	\$ 925.93	\$ 1,047.66	13.15%
MGS-S Customer 2544	\$ 1,601.85	\$ 1,680.27	4.90%	\$ 1,024.16	\$ 1,147.31	12.02%
MGS-S Customer 2545	\$ 48,906.41	\$ 49,060.47	0.32%	\$ 4,441.46	\$ 4,612.70	3.86%
MGS-S Customer 2546	\$ 4,185.12	\$ 4,266.32	1.94%	\$ 1,149.53	\$ 1,274.41	10.86%
MGS-S Customer 2547	\$ 4,231.33	\$ 4,310.71	1.88%	\$ 1,066.83	\$ 1,190.54	11.60%
MGS-S Customer 2548	\$ 40,059.08	\$ 40,185.09	0.31%	\$ 3,173.91	\$ 3,327.30	4.83%
MGS-S Customer 2549	\$ 24,197.08	\$ 24,305.21	0.45%	\$ 2,366.09	\$ 2,508.10	6.00%
MGS-S Customer 2550	\$ 2,588.14	\$ 2,663.61	2.92%	\$ 890.50	\$ 1,011.72	13.61%
MGS-S Customer 2551	\$ 7,179.54	\$ 7,264.30	1.18%	\$ 1,310.16	\$ 1,437.30	9.70%
MGS-S Customer 2552	\$ 6,466.02	\$ 6,537.30	1.10%	\$ 701.04	\$ 819.60	16.91%
MGS-S Customer 2553	\$ 2,750.39	\$ 2,816.37	2.40%	\$ 1,047.69	\$ 1,145.94	9.38%
MGS-S Customer 2554	\$ 5,928.18	\$ 6,013.98	1.45%	\$ 1,357.08	\$ 1,484.88	9.42%
MGS-S Customer 2555	\$ 2,537.35	\$ 2,613.03	2.98%	\$ 899.84	\$ 1,021.20	13.49%
MGS-S Customer 2556	\$ 848.85	\$ 920.84	8.48%	\$ 733.49	\$ 852.51	16.23%
MGS-S Customer 2557	\$ 4,788.78	\$ 4,867.68	1.65%	\$ 1,045.16	\$ 1,168.57	11.81%

Internal Use

Customer	Bundled 8/23 Prices	Bundled 1/24 Prices	Bundled % Difference	Distribution 1/24 Prices	Distribution 8/24 Prices	Distribution % Difference
MGS-S Customer 2558	\$ 2,321.35	\$ 2,396.11	3.22%	\$ 858.19	\$ 978.96	14.07%
MGS-S Customer 2559	\$ 2,593.58	\$ 2,669.33	2.92%	\$ 903.02	\$ 1,024.43	13.44%
MGS-S Customer 2560	\$ 29,298.63	\$ 29,421.58	0.42%	\$ 3,035.95	\$ 3,187.39	4.99%
MGS-S Customer 2561	\$ 1,677.93	\$ 1,751.95	4.41%	\$ 824.84	\$ 945.15	14.59%
MGS-S Customer 2562	\$ 536.03	\$ 590.98	10.25%	\$ 549.25	\$ 640.48	16.61%
MGS-S Customer 2563	\$ 3,068.24	\$ 3,145.74	2.53%	\$ 982.14	\$ 1,104.66	12.47%
MGS-S Customer 2564	\$ 4,728.07	\$ 4,807.49	1.68%	\$ 1,068.87	\$ 1,192.61	11.58%
MGS-S Customer 2565	\$ 7,563.17	\$ 7,650.51	1.15%	\$ 1,402.26	\$ 1,538.53	9.72%
MGS-S Customer 2566	\$ 1,734.30	\$ 1,793.60	3.42%	\$ 745.46	\$ 839.46	12.61%
MGS-S Customer 2567	\$ 3,173.88	\$ 3,236.14	1.96%	\$ 879.20	\$ 975.08	10.91%
MGS-S Customer 2568	\$ 6,406.74	\$ 6,472.83	1.03%	\$ 1,051.91	\$ 1,150.22	9.35%
MGS-S Customer 2569	\$ 6,229.07	\$ 6,294.71	1.05%	\$ 1,032.23	\$ 1,130.26	9.50%
MGS-S Customer 2570	\$ 4,025.78	\$ 4,089.11	1.57%	\$ 927.61	\$ 1,024.17	10.41%
MGS-S Customer 2571	\$ 5,121.44	\$ 5,186.33	1.27%	\$ 997.84	\$ 1,095.39	9.78%
MGS-S Customer 2572	\$ 9,909.82	\$ 9,964.54	0.55%	\$ 538.56	\$ 629.64	16.91%
MGS-S Customer 2573	\$ 1,281.89	\$ 1,340.65	4.58%	\$ 721.26	\$ 814.91	12.98%
MGS-S Customer 2574	\$ 9,280.61	\$ 9,369.53	0.96%	\$ 1,497.93	\$ 1,627.71	8.66%
MGS-S Customer 2575	\$ 3,094.54	\$ 3,157.17	2.02%	\$ 896.00	\$ 992.12	10.73%
MGS-S Customer 2576	\$ 40,284.92	\$ 40,421.27	0.34%	\$ 3,640.89	\$ 3,800.86	4.39%
MGS-S Customer 2577	\$ 16,768.40	\$ 16,890.21	0.73%	\$ 2,909.82	\$ 3,086.55	6.07%
MGS-S Customer 2578	\$ 1,219.41	\$ 1,275.61	4.61%	\$ 605.41	\$ 697.43	15.20%
MGS-S Customer 2579	\$ 1,585.13	\$ 1,660.88	4.78%	\$ 902.82	\$ 1,024.22	13.45%
MGS-S Customer 2580	\$ 4,525.82	\$ 4,591.06	1.44%	\$ 1,014.14	\$ 1,111.92	9.64%
MGS-S Customer 2581	\$ 3,272.24	\$ 3,347.50	2.30%	\$ 881.10	\$ 1,002.20	13.74%
MGS-S Customer 2582	\$ 2,944.56	\$ 3,020.46	2.58%	\$ 909.68	\$ 1,031.18	13.36%
MGS-S Customer 2583	\$ 4,120.55	\$ 4,182.40	1.50%	\$ 860.72	\$ 956.33	11.11%
MGS-S Customer 2584	\$ 8,234.37	\$ 8,308.98	0.91%	\$ 1,437.14	\$ 1,540.87	7.22%
MGS-S Customer 2585	\$ 3,470.19	\$ 3,531.36	1.76%	\$ 830.25	\$ 925.44	11.47%
MGS-S Customer 2586	\$ 973.84	\$ 1,029.38	5.70%	\$ 575.74	\$ 667.34	15.91%
MGS-S Customer 2587	\$ 5,011.63	\$ 5,093.88	1.64%	\$ 1,196.85	\$ 1,322.39	10.49%
MGS-S Customer 2588	\$ 4,120.53	\$ 4,199.57	1.92%	\$ 1,051.87	\$ 1,175.37	11.74%
MGS-S Customer 2589	\$ 2,121.31	\$ 2,195.50	3.50%	\$ 832.25	\$ 952.66	14.47%
MGS-S Customer 2590	\$ 2,568.39	\$ 2,643.67	2.93%	\$ 881.65	\$ 1,002.75	13.74%
MGS-S Customer 2591	\$ 64,261.05	\$ 64,441.02	0.28%	\$ 5,517.27	\$ 5,734.26	3.93%
MGS-S Customer 2592	\$ 6,365.57	\$ 6,448.55	1.30%	\$ 1,229.85	\$ 1,355.86	10.25%
MGS-S Customer 2593	\$ 10,512.70	\$ 10,612.85	0.95%	\$ 2,005.37	\$ 2,142.30	6.83%
MGS-S Customer 2594	\$ 2,433.73	\$ 2,509.71	3.12%	\$ 913.61	\$ 1,035.16	13.30%
MGS-S Customer 2595	\$ 4,955.66	\$ 5,017.96	1.26%	\$ 880.99	\$ 976.90	10.89%
MGS-S Customer 2596	\$ 5,994.66	\$ 6,079.59	1.42%	\$ 1,317.72	\$ 1,444.96	9.66%
MGS-S Customer 2597	\$ 10,537.29	\$ 10,614.48	0.73%	\$ 1,554.08	\$ 1,659.46	6.78%

Internal Use

Customer	Bundled 8/23 Prices	Bundled 1/24 Prices	Bundled % Difference	Distribution 1/24 Prices	Distribution 8/24 Prices	Distribution % Difference
MGS-S Customer 2598	\$ 1,466.65	\$ 1,527.01	4.12%	\$ 793.37	\$ 888.04	11.93%
MGS-S Customer 2599	\$ 990.91	\$ 1,063.04	7.28%	\$ 739.36	\$ 858.46	16.11%
MGS-S Customer 2600	\$ 5,452.76	\$ 5,518.26	1.20%	\$ 1,026.07	\$ 1,124.01	9.55%
MGS-S Customer 2601	\$ 7,244.54	\$ 7,328.23	1.16%	\$ 1,261.90	\$ 1,388.36	10.02%
MGS-S Customer 2602	\$ 2,954.92	\$ 3,014.10	2.00%	\$ 740.14	\$ 834.06	12.69%
MGS-S Customer 2603	\$ 8,974.17	\$ 9,063.76	1.00%	\$ 1,528.35	\$ 1,658.56	8.52%
MGS-S Customer 2604	\$ 1,436.84	\$ 1,510.35	5.12%	\$ 802.03	\$ 922.01	14.96%
MGS-S Customer 2605	\$ 3,376.47	\$ 3,455.13	2.33%	\$ 1,034.23	\$ 1,157.48	11.92%
MGS-S Customer 2606	\$ 4,097.47	\$ 4,177.36	1.95%	\$ 1,090.14	\$ 1,214.18	11.38%
MGS-S Customer 2607	\$ 25,383.19	\$ 25,493.31	0.43%	\$ 2,455.65	\$ 2,598.92	5.83%
MGS-S Customer 2608	\$ 6,768.22	\$ 6,852.26	1.24%	\$ 1,277.76	\$ 1,404.44	9.91%
MGS-S Customer 2609	\$ 1,718.44	\$ 1,792.70	4.32%	\$ 835.68	\$ 956.13	14.41%
MGS-S Customer 2610	\$ 1,900.68	\$ 1,960.00	3.12%	\$ 746.46	\$ 840.46	12.59%
MGS-S Customer 2611	\$ 1,546.08	\$ 1,620.63	4.82%	\$ 848.55	\$ 969.19	14.22%
MGS-S Customer 2612	\$ 2,301.94	\$ 2,376.73	3.25%	\$ 859.43	\$ 980.22	14.05%
MGS-S Customer 2613	\$ 691.49	\$ 746.82	8.00%	\$ 566.19	\$ 657.66	16.16%
MGS-S Customer 2614	\$ 7,199.54	\$ 7,287.84	1.23%	\$ 1,467.22	\$ 1,597.51	8.88%
MGS-S Customer 2615	\$ 7,241.01	\$ 7,324.50	1.15%	\$ 1,252.76	\$ 1,379.09	10.08%
MGS-S Customer 2616	\$ 998.78	\$ 1,055.46	5.67%	\$ 626.88	\$ 719.20	14.73%
MGS-S Customer 2617	\$ 4,493.03	\$ 4,559.82	1.49%	\$ 1,083.97	\$ 1,182.73	9.11%
MGS-S Customer 2618	\$ 5,674.13	\$ 5,740.37	1.17%	\$ 1,058.97	\$ 1,157.38	9.29%
MGS-S Customer 2619	\$ 2,197.81	\$ 2,255.51	2.63%	\$ 673.35	\$ 766.32	13.81%
MGS-S Customer 2620	\$ 818.09	\$ 889.78	8.76%	\$ 719.63	\$ 838.45	16.51%
MGS-S Customer 2621	\$ 525.95	\$ 580.81	10.43%	\$ 544.87	\$ 636.04	16.73%
MGS-S Customer 2622	\$ 2,264.89	\$ 2,325.43	2.67%	\$ 801.37	\$ 896.16	11.83%
MGS-S Customer 2623	\$ 1,458.49	\$ 1,533.00	5.11%	\$ 847.01	\$ 967.62	14.24%
MGS-S Customer 2624	\$ 2,461.69	\$ 2,521.53	2.43%	\$ 770.06	\$ 864.40	12.25%
MGS-S Customer 2625	\$ 710.88	\$ 782.47	10.07%	\$ 714.91	\$ 833.66	16.61%
MGS-S Customer 2626	\$ 740.96	\$ 812.88	9.71%	\$ 729.97	\$ 848.93	16.30%
MGS-S Customer 2627	\$ 3,386.99	\$ 3,465.89	2.33%	\$ 1,045.36	\$ 1,168.77	11.81%
MGS-S Customer 2628	\$ 3,961.13	\$ 4,022.89	1.56%	\$ 856.84	\$ 952.40	11.15%
MGS-S Customer 2629	\$ 1,432.55	\$ 1,505.51	5.09%	\$ 777.23	\$ 896.86	15.39%
MGS-S Customer 2630	\$ 1,198.47	\$ 1,271.81	6.12%	\$ 794.18	\$ 914.05	15.09%
MGS-S Customer 2631	\$ 3,596.83	\$ 3,674.41	2.16%	\$ 985.72	\$ 1,108.29	12.43%
MGS-S Customer 2632	\$ 28,729.57	\$ 28,839.45	0.38%	\$ 3,039.23	\$ 3,166.13	4.18%
MGS-S Customer 2633	\$ 3,545.30	\$ 3,622.94	2.19%	\$ 988.70	\$ 1,111.32	12.40%
MGS-S Customer 2634	\$ 3,716.08	\$ 3,793.64	2.09%	\$ 984.53	\$ 1,107.08	12.45%
MGS-S Customer 2635	\$ 3,099.03	\$ 3,177.50	2.53%	\$ 1,025.88	\$ 1,149.01	12.00%
MGS-S Customer 2636	\$ 2,900.00	\$ 2,975.03	2.59%	\$ 870.42	\$ 991.36	13.89%
MGS-S Customer 2637	\$ 2,454.89	\$ 2,530.25	3.07%	\$ 874.94	\$ 999.22	14.20%

Internal Use

Customer	Bundled 8/23 Prices	Bundled 1/24 Prices	Bundled % Difference	Distribution 1/24 Prices	Distribution 8/24 Prices	Distribution % Difference
MGS-S Customer 2638	\$ 2,355.60	\$ 2,434.78	3.36%	\$ 1,057.79	\$ 1,181.37	11.68%
MGS-S Customer 2639	\$ 841.13	\$ 897.14	6.66%	\$ 596.56	\$ 688.46	15.40%
MGS-S Customer 2640	\$ 2,339.58	\$ 2,398.76	2.53%	\$ 739.89	\$ 833.81	12.69%
MGS-S Customer 2641	\$ 1,288.49	\$ 1,361.68	5.68%	\$ 787.42	\$ 907.20	15.21%
MGS-S Customer 2642	\$ 1,560.31	\$ 1,632.78	4.64%	\$ 755.01	\$ 874.33	15.80%
MGS-S Customer 2643	\$ 629.76	\$ 701.04	11.32%	\$ 701.04	\$ 819.60	16.91%
MGS-S Customer 2644	\$ 629.76	\$ 701.04	11.32%	\$ 701.04	\$ 819.60	16.91%
MGS-S Customer 2645	\$ 872.77	\$ 944.79	8.25%	\$ 734.84	\$ 853.87	16.20%
MGS-S Customer 2646	\$ 2,035.81	\$ 2,094.38	2.88%	\$ 712.51	\$ 806.04	13.13%
MGS-S Customer 2647	\$ 1,565.46	\$ 1,639.16	4.71%	\$ 810.18	\$ 930.28	14.82%
MGS-S Customer 2648	\$ 483.84	\$ 538.56	11.31%	\$ 538.56	\$ 629.64	16.91%
MGS-S Customer 2649	\$ 1,913.14	\$ 1,971.22	3.04%	\$ 690.64	\$ 783.86	13.50%
MGS-S Customer 2650	\$ 5,136.80	\$ 5,217.22	1.57%	\$ 1,114.00	\$ 1,238.37	11.16%
MGS-S Customer 2651	\$ 1,752.13	\$ 1,828.15	4.34%	\$ 915.30	\$ 1,036.87	13.28%
MGS-S Customer 2652	\$ 1,819.13	\$ 1,878.60	3.27%	\$ 753.16	\$ 847.27	12.50%
MGS-S Customer 2653	\$ 2,683.59	\$ 2,760.13	2.85%	\$ 938.61	\$ 1,060.51	12.99%
MGS-S Customer 2654	\$ 2,539.51	\$ 2,614.64	2.96%	\$ 875.09	\$ 996.10	13.83%
MGS-S Customer 2655	\$ 1,620.96	\$ 1,694.46	4.53%	\$ 801.24	\$ 921.21	14.97%
MGS-S Customer 2656	\$ 2,150.40	\$ 2,226.89	3.56%	\$ 936.12	\$ 1,057.99	13.02%
MGS-S Customer 2657	\$ 1,611.77	\$ 1,668.52	3.52%	\$ 630.26	\$ 722.63	14.66%
MGS-S Customer 2658	\$ 508.04	\$ 562.86	10.79%	\$ 543.28	\$ 634.43	16.78%
MGS-S Customer 2659	\$ 504.65	\$ 559.44	10.86%	\$ 541.79	\$ 632.92	16.82%
MGS-S Customer 2660	\$ 744.34	\$ 799.60	7.42%	\$ 563.26	\$ 654.69	16.23%
MGS-S Customer 2661	\$ 970.98	\$ 1,043.98	7.52%	\$ 778.77	\$ 898.43	15.37%
MGS-S Customer 2662	\$ 526.17	\$ 581.06	10.43%	\$ 546.51	\$ 637.70	16.69%
MGS-S Customer 2663	\$ 2,474.04	\$ 2,533.10	2.39%	\$ 734.63	\$ 828.47	12.77%
MGS-S Customer 2664	\$ 2,289.96	\$ 2,348.95	2.58%	\$ 731.35	\$ 825.14	12.82%
MGS-S Customer 2665	\$ 623.82	\$ 679.35	8.90%	\$ 575.24	\$ 666.84	15.92%
MGS-S Customer 2666	\$ 6,842.94	\$ 6,932.10	1.30%	\$ 1,508.67	\$ 1,638.60	8.61%
MGS-S Customer 2667	\$ 1,267.05	\$ 1,339.75	5.74%	\$ 765.40	\$ 884.87	15.61%
MGS-S Customer 2668	\$ 1,290.42	\$ 1,364.16	5.71%	\$ 812.17	\$ 932.29	14.79%
MGS-S Customer 2669	\$ 1,952.71	\$ 2,026.73	3.79%	\$ 824.79	\$ 945.10	14.59%
MGS-S Customer 2670	\$ 1,804.70	\$ 1,863.68	3.27%	\$ 731.35	\$ 825.14	12.82%
MGS-S Customer 2671	\$ 2,541.99	\$ 2,601.57	2.34%	\$ 757.94	\$ 852.11	12.42%
MGS-S Customer 2672	\$ 1,201.18	\$ 1,274.12	6.07%	\$ 775.69	\$ 895.30	15.42%
MGS-S Customer 2673	\$ 1,876.05	\$ 1,949.97	3.94%	\$ 819.92	\$ 940.16	14.66%
MGS-S Customer 2674	\$ 1,466.31	\$ 1,523.71	3.91%	\$ 659.63	\$ 752.41	14.07%
MGS-S Customer 2675	\$ 3,390.21	\$ 3,469.39	2.34%	\$ 1,057.89	\$ 1,181.47	11.68%
MGS-S Customer 2676	\$ 1,372.57	\$ 1,446.06	5.35%	\$ 800.84	\$ 920.80	14.98%
MGS-S Customer 2677	\$ 2,461.16	\$ 2,520.19	2.40%	\$ 733.38	\$ 827.21	12.79%

Internal Use

Customer	Bundled 8/23 Prices	Bundled 1/24 Prices	Bundled % Difference	Distribution 1/24 Prices	Distribution 8/24 Prices	Distribution % Difference
MGS-S Customer 2678	\$ 771.01	\$ 842.63	9.29%	\$ 716.35	\$ 835.12	16.58%
MGS-S Customer 2679	\$ 889.65	\$ 947.01	6.45%	\$ 657.84	\$ 750.60	14.10%
MGS-S Customer 2680	\$ 629.76	\$ 701.04	11.32%	\$ 701.04	\$ 819.60	16.91%
MGS-S Customer 2681	\$ 1,447.07	\$ 1,521.30	5.13%	\$ 834.43	\$ 954.87	14.43%
MGS-S Customer 2682	\$ 663.19	\$ 718.35	8.32%	\$ 558.14	\$ 649.50	16.37%
MGS-S Customer 2683	\$ 2,160.12	\$ 2,219.59	2.75%	\$ 753.26	\$ 847.37	12.49%
MGS-S Customer 2684	\$ 748.31	\$ 819.90	9.57%	\$ 715.40	\$ 834.17	16.60%
MGS-S Customer 2685	\$ 2,747.39	\$ 2,807.23	2.18%	\$ 769.96	\$ 864.30	12.25%
MGS-S Customer 2686	\$ 2,660.45	\$ 2,735.17	2.81%	\$ 856.10	\$ 976.85	14.10%
MGS-S Customer 2687	\$ 1,020.05	\$ 1,078.66	5.75%	\$ 714.35	\$ 807.90	13.10%
MGS-S Customer 2688	\$ 1,000.88	\$ 1,074.85	7.39%	\$ 822.71	\$ 942.98	14.62%
MGS-S Customer 2689	\$ 1,792.71	\$ 1,867.15	4.15%	\$ 843.78	\$ 964.35	14.29%
MGS-S Customer 2690	\$ 2,549.37	\$ 2,609.29	2.35%	\$ 773.54	\$ 867.93	12.20%
MGS-S Customer 2691	\$ 483.84	\$ 538.56	11.31%	\$ 538.56	\$ 629.64	16.91%
MGS-S Customer 2692	\$ 6,451.42	\$ 6,517.84	1.03%	\$ 1,067.17	\$ 1,165.69	9.23%
MGS-S Customer 2693	\$ 1,245.87	\$ 1,318.13	5.80%	\$ 745.27	\$ 864.46	15.99%
MGS-S Customer 2694	\$ 6,348.76	\$ 6,435.65	1.37%	\$ 1,406.28	\$ 1,534.78	9.14%
MGS-S Customer 2695	\$ 644.31	\$ 715.70	11.08%	\$ 705.81	\$ 824.44	16.81%
MGS-S Customer 2696	\$ 1,398.97	\$ 1,456.33	4.10%	\$ 657.89	\$ 750.65	14.10%
MGS-S Customer 2697	\$ 763.43	\$ 835.07	9.38%	\$ 717.34	\$ 836.13	16.56%
MGS-S Customer 2698	\$ 2,830.73	\$ 2,907.42	2.71%	\$ 945.56	\$ 1,067.57	12.90%
MGS-S Customer 2699	\$ 527.92	\$ 582.75	10.39%	\$ 543.38	\$ 634.53	16.77%
MGS-S Customer 2700	\$ 1,368.04	\$ 1,425.39	4.19%	\$ 657.34	\$ 750.10	14.11%
MGS-S Customer 2701	\$ 5,505.04	\$ 5,593.69	1.61%	\$ 1,468.62	\$ 1,603.64	9.19%
MGS-S Customer 2702	\$ 912.30	\$ 984.48	7.91%	\$ 741.79	\$ 860.93	16.06%
MGS-S Customer 2703	\$ 1,990.75	\$ 2,065.81	3.77%	\$ 872.01	\$ 992.98	13.87%
MGS-S Customer 2704	\$ 3,039.84	\$ 3,100.50	2.00%	\$ 807.24	\$ 902.10	11.75%
MGS-S Customer 2705	\$ 1,012.90	\$ 1,084.86	7.10%	\$ 731.85	\$ 850.85	16.26%
MGS-S Customer 2706	\$ 954.71	\$ 1,027.13	7.59%	\$ 752.53	\$ 871.81	15.85%
MGS-S Customer 2707	\$ 637.04	\$ 692.50	8.71%	\$ 572.16	\$ 663.71	16.00%
MGS-S Customer 2708	\$ 1,495.81	\$ 1,570.33	4.98%	\$ 847.36	\$ 967.98	14.23%
MGS-S Customer 2709	\$ 1,303.52	\$ 1,376.31	5.58%	\$ 769.18	\$ 888.70	15.54%
MGS-S Customer 2710	\$ 2,185.59	\$ 2,262.10	3.50%	\$ 937.41	\$ 1,059.30	13.00%
MGS-S Customer 2711	\$ 629.76	\$ 701.04	11.32%	\$ 701.04	\$ 819.60	16.91%
MGS-S Customer 2712	\$ 590.25	\$ 645.37	9.34%	\$ 556.55	\$ 647.88	16.41%
MGS-S Customer 2713	\$ 777.74	\$ 833.43	7.16%	\$ 582.05	\$ 673.74	15.75%
MGS-S Customer 2714	\$ 3,321.15	\$ 3,400.38	2.39%	\$ 1,060.47	\$ 1,184.09	11.66%
MGS-S Customer 2715	\$ 2,993.74	\$ 3,078.38	2.83%	\$ 1,304.80	\$ 1,431.86	9.74%
MGS-S Customer 2716	\$ 7,815.97	\$ 7,897.64	1.04%	\$ 1,170.21	\$ 1,295.38	10.70%
MGS-S Customer 2717	\$ 8,869.50	\$ 8,972.75	1.16%	\$ 2,145.52	\$ 2,284.43	6.47%

Internal Use

Customer	Bundled 8/23 Prices	Bundled 1/24 Prices	Bundled % Difference	Distribution 1/24 Prices	Distribution 8/24 Prices	Distribution % Difference
MGS-S Customer 2718	\$ 571.25	\$ 626.40	9.65%	\$ 558.04	\$ 649.40	16.37%
MGS-S Customer 2719	\$ 1,659.12	\$ 1,734.29	4.53%	\$ 876.93	\$ 997.97	13.80%
MGS-S Customer 2720	\$ 1,554.69	\$ 1,611.29	3.64%	\$ 623.55	\$ 715.82	14.80%
MGS-S Customer 2721	\$ 509.33	\$ 564.20	10.77%	\$ 545.62	\$ 636.80	16.71%
MGS-S Customer 2722	\$ 598.33	\$ 653.62	9.24%	\$ 564.21	\$ 655.65	16.21%
MGS-S Customer 2723	\$ 599.90	\$ 654.88	9.16%	\$ 550.39	\$ 641.64	16.58%
MGS-S Customer 2724	\$ 1,531.55	\$ 1,604.57	4.77%	\$ 779.57	\$ 899.23	15.35%
MGS-S Customer 2725	\$ 1,324.28	\$ 1,398.77	5.62%	\$ 846.16	\$ 966.77	14.25%
MGS-S Customer 2726	\$ 2,494.48	\$ 2,571.30	3.08%	\$ 951.53	\$ 1,073.62	12.83%
MGS-S Customer 2727	\$ 1,882.13	\$ 1,956.61	3.96%	\$ 845.77	\$ 966.36	14.26%
MGS-S Customer 2728	\$ 1,027.20	\$ 1,099.94	7.08%	\$ 767.04	\$ 886.53	15.58%
MGS-S Customer 2729	\$ 483.84	\$ 538.56	11.31%	\$ 538.56	\$ 629.64	16.91%
MGS-S Customer 2730	\$ 526.75	\$ 581.64	10.42%	\$ 546.51	\$ 637.70	16.69%
MGS-S Customer 2731	\$ 483.84	\$ 538.56	11.31%	\$ 538.56	\$ 629.64	16.91%
MGS-S Customer 2732	\$ 1,110.63	\$ 1,183.10	6.53%	\$ 754.72	\$ 874.03	15.81%
MGS-S Customer 2733	\$ 800.28	\$ 872.05	8.97%	\$ 723.31	\$ 842.18	16.43%
MGS-S Customer 2734	\$ 17,287.82	\$ 17,391.13	0.60%	\$ 2,153.58	\$ 2,292.98	6.47%
MGS-S Customer 2735	\$ 11,200.44	\$ 11,291.77	0.82%	\$ 1,608.67	\$ 1,740.12	8.17%
MGS-S Customer 2736	\$ 13,577.85	\$ 13,682.00	0.77%	\$ 2,190.26	\$ 2,330.10	6.38%
MGS-S Customer 2737	\$ 3,312.91	\$ 3,383.10	2.12%	\$ 1,240.19	\$ 1,341.35	8.16%
MGS-S Customer 2738	\$ 15,674.81	\$ 15,815.29	0.90%	\$ 3,806.15	\$ 3,977.28	4.50%
MGS-S Customer 2739	\$ 88,539.65	\$ 88,751.15	0.24%	\$ 7,055.30	\$ 7,264.69	2.97%
MGS-S Customer 2740	\$ 9,828.24	\$ 9,921.68	0.95%	\$ 1,705.54	\$ 1,838.48	7.79%
MGS-S Customer 2741	\$ 27,123.64	\$ 27,223.15	0.37%	\$ 2,570.12	\$ 2,690.38	4.68%
MGS-S Customer 2742	\$ 13,979.16	\$ 14,064.09	0.61%	\$ 1,907.75	\$ 2,018.41	5.80%
MGS-S Customer 2743	\$ 27,257.74	\$ 27,380.83	0.45%	\$ 3,049.54	\$ 3,201.73	4.99%
MGS-S Customer 2744	\$ 78,148.80	\$ 78,344.86	0.25%	\$ 6,355.46	\$ 6,554.82	3.14%
MGS-S Customer 2745	\$ 18,487.92	\$ 18,572.27	0.46%	\$ 1,881.17	\$ 1,991.44	5.86%
MGS-S Customer 2746	\$ 56,598.82	\$ 56,740.32	0.25%	\$ 4,471.75	\$ 4,619.08	3.29%
MGS-S Customer 2747	\$ 11,401.14	\$ 11,485.13	0.74%	\$ 1,865.56	\$ 1,975.63	5.90%
MGS-S Customer 2748	\$ 3,021.43	\$ 3,082.48	2.02%	\$ 824.48	\$ 919.59	11.54%
MGS-S Customer 2749	\$ 3,058.77	\$ 3,130.05	2.33%	\$ 701.04	\$ 819.60	16.91%
MGS-S Customer 2750	\$ 21,208.42	\$ 21,305.32	0.46%	\$ 1,861.87	\$ 1,997.01	7.26%
MGS-S Customer 2751	\$ 6,184.48	\$ 6,261.36	1.24%	\$ 1,544.20	\$ 1,649.76	6.84%
MGS-S Customer 2752	\$ 5,167.76	\$ 5,248.85	1.57%	\$ 1,144.21	\$ 1,269.02	10.91%
MGS-S Customer 2753	\$ 181,329.84	\$ 181,717.27	0.21%	\$ 15,037.72	\$ 15,361.91	2.16%
MGS-S Customer 2754	\$ 1,610.72	\$ 1,684.59	4.59%	\$ 817.98	\$ 938.19	14.70%
MGS-S Customer 2755	\$ 8,118.16	\$ 8,188.89	0.87%	\$ 1,264.52	\$ 1,366.00	8.03%
MGS-S Customer 2756	\$ 11,576.85	\$ 11,654.92	0.67%	\$ 1,596.48	\$ 1,702.66	6.65%
MGS-S Customer 2757	\$ 71,537.72	\$ 71,704.21	0.23%	\$ 5,604.13	\$ 5,767.66	2.92%

Internal Use

Customer	Bundled 8/23 Prices	Bundled 1/24 Prices	Bundled % Difference	Distribution 1/24 Prices	Distribution 8/24 Prices	Distribution % Difference
MGS-S Customer 2758	\$ 15,961.78	\$ 16,072.87	0.70%	\$ 2,503.65	\$ 2,647.88	5.76%
MGS-S Customer 2759	\$ 128,010.71	\$ 128,291.76	0.22%	\$ 10,211.26	\$ 10,466.02	2.49%
MGS-S Customer 2760	\$ 52,622.09	\$ 52,782.14	0.30%	\$ 4,725.47	\$ 4,901.67	3.73%
MGS-S Customer 2761	\$ 10,395.38	\$ 10,489.99	0.91%	\$ 1,757.81	\$ 1,891.44	7.60%
MGS-S Customer 2762	\$ 39,502.73	\$ 39,644.17	0.36%	\$ 3,878.77	\$ 4,042.64	4.22%
MGS-S Customer 2763	\$ 11,604.38	\$ 11,686.74	0.71%	\$ 1,790.76	\$ 1,899.71	6.08%
MGS-S Customer 2764	\$ 9,161.11	\$ 9,245.12	0.92%	\$ 1,865.61	\$ 1,975.65	5.90%
MGS-S Customer 2765	\$ 5,741.95	\$ 5,824.16	1.43%	\$ 1,783.76	\$ 1,892.60	6.10%
MGS-S Customer 2766	\$ 12,544.05	\$ 12,644.13	0.80%	\$ 2,007.21	\$ 2,144.51	6.84%
MGS-S Customer 2767	\$ 18,165.61	\$ 18,275.03	0.60%	\$ 2,428.71	\$ 2,571.94	5.90%
MGS-S Customer 2768	\$ 33,644.29	\$ 33,773.65	0.38%	\$ 3,332.61	\$ 3,488.76	4.69%
MGS-S Customer 2769	\$ 8,819.39	\$ 8,910.16	1.03%	\$ 1,581.72	\$ 1,712.69	8.28%
MGS-S Customer 2770	\$ 11,254.85	\$ 11,355.01	0.89%	\$ 2,005.57	\$ 2,142.50	6.83%
MGS-S Customer 2771	\$ 11,365.70	\$ 11,459.65	0.83%	\$ 1,728.62	\$ 1,861.87	7.71%
MGS-S Customer 2772	\$ 40,389.77	\$ 40,537.13	0.36%	\$ 4,104.56	\$ 4,286.18	4.42%
MGS-S Customer 2773	\$ 12,288.30	\$ 12,387.07	0.80%	\$ 1,945.69	\$ 2,081.95	7.00%
MGS-S Customer 2774	\$ 24,744.89	\$ 24,869.10	0.50%	\$ 3,099.89	\$ 3,252.73	4.93%
MGS-S Customer 2775	\$ 15,121.64	\$ 15,206.41	0.56%	\$ 1,900.59	\$ 2,011.15	5.82%
MGS-S Customer 2776	\$ 59,193.38	\$ 59,405.44	0.36%	\$ 7,086.61	\$ 7,296.86	2.97%
MGS-S Customer 2777	\$ 12,147.61	\$ 12,256.13	0.89%	\$ 2,392.00	\$ 2,534.97	5.98%
MGS-S Customer 2778	\$ 67,539.11	\$ 67,763.22	0.33%	\$ 7,623.89	\$ 7,841.22	2.85%
MGS-S Customer 2779	\$ 9,767.94	\$ 9,833.75	0.67%	\$ 1,040.80	\$ 1,139.05	9.44%
MGS-S Customer 2780	\$ 15,350.20	\$ 15,447.73	0.64%	\$ 1,891.41	\$ 2,027.04	7.17%
MGS-S Customer 2781	\$ 7,368.02	\$ 7,460.60	1.26%	\$ 1,666.84	\$ 1,799.26	7.94%
MGS-S Customer 2782	\$ 9,968.52	\$ 10,061.15	0.93%	\$ 1,669.54	\$ 1,802.00	7.93%
MGS-S Customer 2783	\$ 6,771.48	\$ 6,846.57	1.11%	\$ 1,459.61	\$ 1,563.72	7.13%
MGS-S Customer 2784	\$ 24,889.04	\$ 24,992.26	0.41%	\$ 2,736.95	\$ 2,859.50	4.48%
MGS-S Customer 2785	\$ 41,085.98	\$ 41,235.99	0.37%	\$ 4,857.19	\$ 5,010.05	3.15%
MGS-S Customer 2786	\$ 39,604.50	\$ 39,736.40	0.33%	\$ 3,449.21	\$ 3,607.14	4.58%
MGS-S Customer 2787	\$ 65,839.89	\$ 66,052.11	0.32%	\$ 7,087.76	\$ 7,297.61	2.96%
MGS-S Customer 2788	\$ 19,359.76	\$ 19,469.57	0.57%	\$ 3,032.79	\$ 3,159.35	4.17%
MGS-S Customer 2789	\$ 28,092.10	\$ 28,206.93	0.41%	\$ 2,674.62	\$ 2,821.39	5.49%
MGS-S Customer 2790	\$ 26,544.46	\$ 26,696.37	0.57%	\$ 4,353.63	\$ 4,524.29	3.92%
MGS-S Customer 2791	\$ 7,487.90	\$ 7,580.22	1.23%	\$ 1,655.79	\$ 1,788.06	7.99%
MGS-S Customer 2792	\$ 36,821.20	\$ 36,939.70	0.32%	\$ 2,840.24	\$ 2,989.33	5.25%
MGS-S Customer 2793	\$ 18,193.54	\$ 18,299.89	0.58%	\$ 2,873.72	\$ 2,997.86	4.32%
MGS-S Customer 2794	\$ 87,177.79	\$ 87,403.51	0.26%	\$ 7,619.93	\$ 7,865.76	3.23%
MGS-S Customer 2795	\$ 9,682.90	\$ 9,775.43	0.96%	\$ 1,664.61	\$ 1,797.00	7.95%
MGS-S Customer 2796	\$ 50,751.46	\$ 50,907.41	0.31%	\$ 4,538.90	\$ 4,712.38	3.82%
MGS-S Customer 2797	\$ 10,405.83	\$ 10,483.63	0.75%	\$ 1,584.89	\$ 1,690.96	6.69%

Internal Use

Customer	Bundled 8/23 Prices	Bundled 1/24 Prices	Bundled % Difference	Distribution 1/24 Prices	Distribution 8/24 Prices	Distribution % Difference
MGS-S Customer 2798	\$ 16,611.99	\$ 16,692.73	0.49%	\$ 1,717.71	\$ 1,825.66	6.28%
MGS-S Customer 2799	\$ 9,086.22	\$ 9,165.76	0.88%	\$ 1,662.11	\$ 1,769.16	6.44%
MGS-S Customer 2800	\$ 18,949.79	\$ 19,038.54	0.47%	\$ 2,081.90	\$ 2,195.12	5.44%
MGS-S Customer 2801	\$ 30,521.28	\$ 30,656.32	0.44%	\$ 4,174.83	\$ 4,317.64	3.42%
MGS-S Customer 2802	\$ 12,775.42	\$ 12,857.72	0.64%	\$ 1,788.31	\$ 1,897.24	6.09%
MGS-S Customer 2803	\$ 70,575.30	\$ 70,814.23	0.34%	\$ 8,293.35	\$ 8,520.08	2.73%
MGS-S Customer 2804	\$ 9,860.14	\$ 9,931.06	0.72%	\$ 1,272.90	\$ 1,374.47	7.98%
MGS-S Customer 2805	\$ 91,687.87	\$ 91,958.17	0.29%	\$ 9,549.70	\$ 9,849.29	3.14%
MGS-S Customer 2806	\$ 7,744.95	\$ 7,813.39	0.88%	\$ 1,160.59	\$ 1,260.59	8.62%
MGS-S Customer 2807	\$ 10,162.15	\$ 10,247.11	0.84%	\$ 1,911.10	\$ 2,021.96	5.80%
MGS-S Customer 2808	\$ 9,360.46	\$ 9,436.07	0.81%	\$ 1,485.30	\$ 1,589.92	7.04%
MGS-S Customer 2809	\$ 14,343.08	\$ 14,439.69	0.67%	\$ 2,438.11	\$ 2,556.43	4.85%
MGS-S Customer 2810	\$ 17,208.49	\$ 17,313.82	0.61%	\$ 2,242.24	\$ 2,382.71	6.26%
MGS-S Customer 2811	\$ 22,770.97	\$ 22,875.36	0.46%	\$ 2,200.45	\$ 2,340.40	6.36%
MGS-S Customer 2812	\$ 6,731.14	\$ 6,816.74	1.27%	\$ 1,351.33	\$ 1,479.27	9.47%
MGS-S Customer 2813	\$ 16,361.21	\$ 16,454.30	0.57%	\$ 1,691.87	\$ 1,824.76	7.85%
MGS-S Customer 2814	\$ 8,026.24	\$ 8,117.34	1.14%	\$ 1,597.88	\$ 1,729.18	8.22%
MGS-S Customer 2815	\$ 3,287.00	\$ 3,353.99	2.04%	\$ 1,096.82	\$ 1,196.01	9.04%
MGS-S Customer 2816	\$ 5,199.50	\$ 5,269.65	1.35%	\$ 1,240.75	\$ 1,342.08	8.17%
MGS-S Customer 2817	\$ 21,687.49	\$ 21,811.11	0.57%	\$ 3,074.58	\$ 3,227.18	4.96%
MGS-S Customer 2818	\$ 129,348.56	\$ 129,684.43	0.26%	\$ 12,690.88	\$ 12,980.76	2.28%
MGS-S Customer 2819	\$ 10,326.00	\$ 10,432.24	1.03%	\$ 2,284.76	\$ 2,425.94	6.18%
MGS-S Customer 2820	\$ 18,982.66	\$ 19,074.06	0.48%	\$ 2,201.98	\$ 2,316.92	5.22%
MGS-S Customer 2821	\$ 20,492.34	\$ 20,624.23	0.64%	\$ 3,445.02	\$ 3,602.61	4.57%
MGS-S Customer 2822	\$ 173,358.09	\$ 173,788.02	0.25%	\$ 16,974.66	\$ 17,327.28	2.08%
MGS-S Customer 2823	\$ 17,558.63	\$ 17,649.45	0.52%	\$ 2,174.69	\$ 2,289.17	5.26%
MGS-S Customer 2824	\$ 13,246.54	\$ 13,335.00	0.67%	\$ 2,067.84	\$ 2,180.79	5.46%
MGS-S Customer 2825	\$ 18,891.90	\$ 18,977.78	0.45%	\$ 1,950.74	\$ 2,062.00	5.70%
MGS-S Customer 2826	\$ 28,932.68	\$ 29,082.31	0.52%	\$ 4,251.55	\$ 4,420.87	3.98%
MGS-S Customer 2827	\$ 11,054.50	\$ 11,159.26	0.95%	\$ 2,805.35	\$ 2,928.76	4.40%
MGS-S Customer 2828	\$ 10,739.18	\$ 10,837.56	0.92%	\$ 1,928.98	\$ 2,065.12	7.06%
MGS-S Customer 2829	\$ 14,390.11	\$ 14,492.14	0.71%	\$ 2,095.46	\$ 2,234.01	6.61%
MGS-S Customer 2830	\$ 14,281.93	\$ 14,371.00	0.62%	\$ 2,095.09	\$ 2,208.42	5.41%
MGS-S Customer 2831	\$ 17,476.21	\$ 17,592.55	0.67%	\$ 2,743.53	\$ 2,891.33	5.39%
MGS-S Customer 2832	\$ 3,649.87	\$ 3,729.97	2.19%	\$ 1,099.44	\$ 1,223.61	11.29%
MGS-S Customer 2833	\$ 35,355.89	\$ 35,510.97	0.44%	\$ 4,500.50	\$ 4,673.49	3.84%
MGS-S Customer 2834	\$ 1,627.14	\$ 1,701.80	4.59%	\$ 853.72	\$ 974.43	14.14%
MGS-S Customer 2835	\$ 8,816.33	\$ 8,913.52	1.10%	\$ 1,876.14	\$ 2,011.55	7.22%
MGS-S Customer 2836	\$ 13,060.17	\$ 13,152.59	0.71%	\$ 1,659.29	\$ 1,791.58	7.97%
MGS-S Customer 2837	\$ 13,892.08	\$ 13,997.53	0.76%	\$ 2,250.88	\$ 2,391.70	6.26%

Internal Use

Customer	Bundled 8/23 Prices	Bundled 1/24 Prices	Bundled % Difference	Distribution 1/24 Prices	Distribution 8/24 Prices	Distribution % Difference
MGS-S Customer 2838	\$ 1,443.80	\$ 1,516.96	5.07%	\$ 785.93	\$ 905.68	15.24%
MGS-S Customer 2839	\$ 18,552.59	\$ 18,670.45	0.64%	\$ 2,812.21	\$ 2,960.97	5.29%
MGS-S Customer 2840	\$ 38,809.28	\$ 38,969.77	0.41%	\$ 4,737.68	\$ 4,913.51	3.71%
MGS-S Customer 2841	\$ 7,650.33	\$ 7,728.66	1.02%	\$ 1,609.17	\$ 1,715.61	6.61%
MGS-S Customer 2842	\$ 15,947.53	\$ 16,053.50	0.66%	\$ 2,273.21	\$ 2,414.24	6.20%
MGS-S Customer 2843	\$ 95,244.74	\$ 95,515.04	0.28%	\$ 9,636.63	\$ 9,909.71	2.83%
MGS-S Customer 2844	\$ 16,240.62	\$ 16,346.15	0.65%	\$ 2,253.73	\$ 2,394.55	6.25%
MGS-S Customer 2845	\$ 14,757.37	\$ 14,839.64	0.56%	\$ 1,787.26	\$ 1,896.17	6.09%
MGS-S Customer 2846	\$ 37,021.46	\$ 37,161.70	0.38%	\$ 3,825.46	\$ 3,988.63	4.27%
MGS-S Customer 2847	\$ 22,171.19	\$ 22,277.61	0.48%	\$ 2,294.32	\$ 2,435.71	6.16%
MGS-S Customer 2848	\$ 19,286.62	\$ 19,397.64	0.58%	\$ 2,502.59	\$ 2,646.94	5.77%
MGS-S Customer 2849	\$ 18,921.19	\$ 19,037.58	0.62%	\$ 2,743.71	\$ 2,891.34	5.38%
MGS-S Customer 2850	\$ 37,997.51	\$ 38,150.40	0.40%	\$ 4,396.43	\$ 4,567.61	3.89%
MGS-S Customer 2851	\$ 4,486.95	\$ 4,549.76	1.40%	\$ 905.26	\$ 1,001.58	10.64%
MGS-S Customer 2852	\$ 16,122.27	\$ 16,228.65	0.66%	\$ 2,290.54	\$ 2,431.76	6.17%
MGS-S Customer 2853	\$ 20,830.28	\$ 20,956.68	0.61%	\$ 3,785.50	\$ 3,922.89	3.63%
MGS-S Customer 2854	\$ 47,921.67	\$ 48,084.27	0.34%	\$ 4,831.59	\$ 5,008.62	3.66%
MGS-S Customer 2855	\$ 8,101.08	\$ 8,195.80	1.17%	\$ 1,764.43	\$ 1,898.25	7.58%
MGS-S Customer 2856	\$ 56,802.64	\$ 56,956.04	0.27%	\$ 4,424.93	\$ 4,596.89	3.89%
MGS-S Customer 2857	\$ 25,566.21	\$ 25,707.57	0.55%	\$ 3,875.09	\$ 4,038.88	4.23%
MGS-S Customer 2858	\$ 221,847.18	\$ 222,189.99	0.15%	\$ 13,002.16	\$ 13,296.28	2.26%
MGS-S Customer 2859	\$ 79,549.95	\$ 79,728.78	0.22%	\$ 5,571.82	\$ 5,759.79	3.37%
MGS-S Customer 2860	\$ 34,872.49	\$ 34,998.93	0.36%	\$ 3,200.98	\$ 3,355.31	4.82%
MGS-S Customer 2861	\$ 12,549.38	\$ 12,631.59	0.66%	\$ 1,785.28	\$ 1,894.27	6.10%
MGS-S Customer 2862	\$ 184,677.58	\$ 185,166.46	0.26%	\$ 19,616.84	\$ 20,005.25	1.98%
MGS-S Customer 2863	\$ 21,576.91	\$ 21,716.68	0.65%	\$ 3,807.51	\$ 3,970.66	4.28%
MGS-S Customer 2864	\$ 16,374.64	\$ 16,473.34	0.60%	\$ 1,944.92	\$ 2,081.32	7.01%
MGS-S Customer 2865	\$ 9,994.35	\$ 10,073.07	0.79%	\$ 1,625.15	\$ 1,731.69	6.56%
MGS-S Customer 2866	\$ 28,373.65	\$ 28,517.02	0.51%	\$ 3,965.32	\$ 4,130.36	4.16%
MGS-S Customer 2867	\$ 9,706.39	\$ 9,779.08	0.75%	\$ 1,353.25	\$ 1,456.02	7.59%
MGS-S Customer 2868	\$ 93,661.92	\$ 93,876.49	0.23%	\$ 7,206.14	\$ 7,418.48	2.95%
MGS-S Customer 2869	\$ 27,892.04	\$ 28,023.38	0.47%	\$ 3,423.91	\$ 3,581.48	4.60%
MGS-S Customer 2870	\$ 19,228.93	\$ 19,332.54	0.54%	\$ 2,166.68	\$ 2,306.20	6.44%
MGS-S Customer 2871	\$ 9,457.77	\$ 9,543.12	0.90%	\$ 1,929.97	\$ 2,041.17	5.76%
MGS-S Customer 2872	\$ 30,083.49	\$ 30,211.77	0.43%	\$ 3,284.93	\$ 3,440.47	4.73%
MGS-S Customer 2873	\$ 12,708.46	\$ 12,799.35	0.72%	\$ 2,184.89	\$ 2,299.99	5.27%
MGS-S Customer 2874	\$ 22,135.61	\$ 22,241.53	0.48%	\$ 2,270.51	\$ 2,411.46	6.21%
MGS-S Customer 2875	\$ 44,065.83	\$ 44,201.95	0.31%	\$ 3,639.36	\$ 3,799.88	4.41%
MGS-S Customer 2876	\$ 8,945.64	\$ 9,046.52	1.13%	\$ 2,042.46	\$ 2,180.20	6.74%
MGS-S Customer 2877	\$ 47,501.90	\$ 47,673.87	0.36%	\$ 5,268.77	\$ 5,452.95	3.50%

Internal Use

Customer	Bundled 8/23 Prices	Bundled 1/24 Prices	Bundled % Difference	Distribution 1/24 Prices	Distribution 8/24 Prices	Distribution % Difference
MGS-S Customer 2878	\$ 121,713.82	\$ 122,056.05	0.28%	\$ 12,993.37	\$ 13,288.60	2.27%
MGS-S Customer 2879	\$ 9,964.62	\$ 10,043.87	0.80%	\$ 1,650.96	\$ 1,757.97	6.48%
MGS-S Customer 2880	\$ 94,664.71	\$ 95,017.37	0.37%	\$ 13,408.79	\$ 13,722.62	2.34%
MGS-S Customer 2881	\$ 29,096.83	\$ 29,242.58	0.50%	\$ 4,078.58	\$ 4,245.60	4.10%
MGS-S Customer 2882	\$ 43,003.01	\$ 43,150.13	0.34%	\$ 4,140.77	\$ 4,308.69	4.06%
MGS-S Customer 2883	\$ 16,734.55	\$ 16,845.05	0.66%	\$ 2,481.21	\$ 2,625.41	5.81%
MGS-S Customer 2884	\$ 25,476.49	\$ 25,572.34	0.38%	\$ 2,403.16	\$ 2,520.93	4.90%
MGS-S Customer 2885	\$ 115,859.89	\$ 116,170.49	0.27%	\$ 11,536.81	\$ 11,809.58	2.36%
MGS-S Customer 2886	\$ 27,597.18	\$ 27,720.66	0.45%	\$ 3,067.50	\$ 3,219.96	4.97%
MGS-S Customer 2887	\$ 5,084.13	\$ 5,172.63	1.74%	\$ 1,479.76	\$ 1,609.32	8.76%
MGS-S Customer 2888	\$ 15,114.89	\$ 15,219.16	0.69%	\$ 2,785.13	\$ 2,908.38	4.43%
MGS-S Customer 2889	\$ 22,948.08	\$ 23,045.23	0.42%	\$ 2,461.09	\$ 2,579.65	4.82%
MGS-S Customer 2890	\$ 26,841.17	\$ 26,965.49	0.46%	\$ 3,106.19	\$ 3,259.24	4.93%
MGS-S Customer 2891	\$ 15,631.05	\$ 15,716.50	0.55%	\$ 1,932.26	\$ 2,043.34	5.75%
MGS-S Customer 2892	\$ 60,038.87	\$ 60,231.79	0.32%	\$ 6,214.54	\$ 6,411.99	3.18%
MGS-S Customer 2893	\$ 21,926.41	\$ 22,057.81	0.60%	\$ 3,427.45	\$ 3,585.11	4.60%
MGS-S Customer 2894	\$ 27,490.72	\$ 27,616.95	0.46%	\$ 3,192.18	\$ 3,346.43	4.83%
MGS-S Customer 2895	\$ 16,249.71	\$ 16,349.26	0.61%	\$ 1,983.15	\$ 2,120.12	6.91%
MGS-S Customer 2896	\$ 9,688.67	\$ 9,776.48	0.91%	\$ 1,450.79	\$ 1,580.11	8.91%
MGS-S Customer 2897	\$ 40,310.51	\$ 40,446.05	0.34%	\$ 3,614.16	\$ 3,774.45	4.44%
MGS-S Customer 2898	\$ 12,868.30	\$ 12,987.89	0.93%	\$ 2,891.09	\$ 3,040.99	5.18%
MGS-S Customer 2899	\$ 9,851.23	\$ 9,966.48	1.17%	\$ 2,692.81	\$ 2,839.80	5.46%
MGS-S Customer 2900	\$ 13,476.82	\$ 13,574.39	0.72%	\$ 1,892.51	\$ 2,028.10	7.16%
MGS-S Customer 2901	\$ 9,202.08	\$ 9,280.17	0.85%	\$ 1,598.76	\$ 1,705.07	6.65%
MGS-S Customer 2902	\$ 42,259.10	\$ 42,396.22	0.32%	\$ 3,684.30	\$ 3,845.48	4.37%
MGS-S Customer 2903	\$ 102,941.81	\$ 103,165.49	0.22%	\$ 7,609.25	\$ 7,826.69	2.86%
MGS-S Customer 2904	\$ 12,447.36	\$ 12,557.84	0.89%	\$ 2,475.69	\$ 2,619.51	5.81%
MGS-S Customer 2905	\$ 11,037.39	\$ 11,136.24	0.90%	\$ 1,951.11	\$ 2,087.61	7.00%
MGS-S Customer 2906	\$ 9,640.59	\$ 9,732.33	0.95%	\$ 1,628.88	\$ 1,760.75	8.10%
MGS-S Customer 2907	\$ 7,233.58	\$ 7,326.56	1.29%	\$ 1,685.08	\$ 1,817.77	7.87%
MGS-S Customer 2908	\$ 77,340.97	\$ 77,547.63	0.27%	\$ 6,838.46	\$ 7,044.93	3.02%
MGS-S Customer 2909	\$ 17,191.39	\$ 17,274.97	0.49%	\$ 1,845.17	\$ 1,954.84	5.94%
MGS-S Customer 2910	\$ 9,814.28	\$ 9,905.57	0.93%	\$ 1,607.45	\$ 1,738.94	8.18%
MGS-S Customer 2911	\$ 29,348.00	\$ 29,467.72	0.41%	\$ 2,894.79	\$ 3,044.62	5.18%
MGS-S Customer 2912	\$ 10,686.98	\$ 10,777.89	0.85%	\$ 1,591.34	\$ 1,722.66	8.25%
MGS-S Customer 2913	\$ 10,491.14	\$ 10,569.73	0.75%	\$ 1,620.44	\$ 1,727.00	6.58%
MGS-S Customer 2914	\$ 47,537.80	\$ 47,706.71	0.36%	\$ 5,127.95	\$ 5,309.96	3.55%
MGS-S Customer 2915	\$ 37,954.83	\$ 38,095.76	0.37%	\$ 3,856.85	\$ 4,020.48	4.24%
MGS-S Customer 2916	\$ 24,999.33	\$ 25,142.45	0.57%	\$ 3,958.14	\$ 4,123.36	4.17%
MGS-S Customer 2917	\$ 18,138.84	\$ 18,240.04	0.56%	\$ 2,651.29	\$ 2,773.03	4.59%

Internal Use

Customer	Bundled 8/23 Prices	Bundled 1/24 Prices	Bundled % Difference	Distribution 1/24 Prices	Distribution 8/24 Prices	Distribution % Difference
MGS-S Customer 2918	\$ 22,134.88	\$ 22,253.55	0.54%	\$ 2,850.29	\$ 2,999.69	5.24%
MGS-S Customer 2919	\$ 14,482.20	\$ 14,587.21	0.73%	\$ 2,230.60	\$ 2,371.08	6.30%
MGS-S Customer 2920	\$ 107,134.04	\$ 107,358.86	0.21%	\$ 7,656.27	\$ 7,874.04	2.84%
MGS-S Customer 2921	\$ 15,496.06	\$ 15,576.77	0.52%	\$ 1,716.52	\$ 1,824.44	6.29%
MGS-S Customer 2922	\$ 33,627.90	\$ 33,751.53	0.37%	\$ 3,073.19	\$ 3,225.66	4.96%
MGS-S Customer 2923	\$ 14,808.98	\$ 14,903.00	0.63%	\$ 2,326.33	\$ 2,443.43	5.03%
MGS-S Customer 2924	\$ 9,346.54	\$ 9,425.95	0.85%	\$ 1,660.63	\$ 1,767.99	6.47%
MGS-S Customer 2925	\$ 17,088.52	\$ 17,191.61	0.60%	\$ 2,143.10	\$ 2,282.33	6.50%
MGS-S Customer 2926	\$ 19,824.41	\$ 19,945.51	0.61%	\$ 2,959.46	\$ 3,110.35	5.10%
MGS-S Customer 2927	\$ 11,328.07	\$ 11,414.06	0.76%	\$ 1,954.71	\$ 2,065.95	5.69%
MGS-S Customer 2928	\$ 10,888.47	\$ 10,968.84	0.74%	\$ 1,701.34	\$ 1,809.07	6.33%
MGS-S Customer 2929	\$ 8,895.35	\$ 8,983.09	0.99%	\$ 1,447.63	\$ 1,576.90	8.93%
MGS-S Customer 2930	\$ 31,699.67	\$ 31,836.26	0.43%	\$ 3,660.08	\$ 3,820.89	4.39%
MGS-S Customer 2931	\$ 18,661.24	\$ 18,770.45	0.59%	\$ 2,421.68	\$ 2,564.93	5.92%
MGS-S Customer 2932	\$ 15,557.17	\$ 15,639.96	0.53%	\$ 1,810.72	\$ 1,919.99	6.03%
MGS-S Customer 2933	\$ 25,464.63	\$ 25,591.00	0.50%	\$ 3,200.89	\$ 3,355.41	4.83%
MGS-S Customer 2934	\$ 13,017.59	\$ 13,122.41	0.81%	\$ 2,224.28	\$ 2,364.84	6.32%
MGS-S Customer 2935	\$ 8,733.96	\$ 8,824.96	1.04%	\$ 1,594.93	\$ 1,726.28	8.24%
MGS-S Customer 2936	\$ 10,985.77	\$ 11,094.24	0.99%	\$ 2,386.23	\$ 2,528.88	5.98%
MGS-S Customer 2937	\$ 22,559.34	\$ 22,658.58	0.44%	\$ 2,555.86	\$ 2,675.76	4.69%
MGS-S Customer 2938	\$ 16,210.78	\$ 16,325.70	0.71%	\$ 2,681.36	\$ 2,828.39	5.48%
MGS-S Customer 2939	\$ 209,605.07	\$ 210,026.77	0.20%	\$ 16,244.63	\$ 16,693.65	2.76%
MGS-S Customer 2940	\$ 10,152.55	\$ 10,237.80	0.84%	\$ 1,923.19	\$ 2,034.12	5.77%
MGS-S Customer 2941	\$ 16,328.66	\$ 16,429.48	0.62%	\$ 2,040.47	\$ 2,178.23	6.75%
MGS-S Customer 2942	\$ 8,755.49	\$ 8,835.04	0.91%	\$ 1,664.11	\$ 1,771.31	6.44%
MGS-S Customer 2943	\$ 43,413.41	\$ 43,561.24	0.34%	\$ 4,170.48	\$ 4,338.68	4.03%
MGS-S Customer 2944	\$ 51,014.82	\$ 51,202.13	0.37%	\$ 5,955.04	\$ 6,148.39	3.25%
MGS-S Customer 2945	\$ 109,726.77	\$ 110,056.74	0.30%	\$ 12,423.48	\$ 12,709.55	2.30%
MGS-S Customer 2946	\$ 30,472.13	\$ 30,629.42	0.52%	\$ 4,593.34	\$ 4,767.15	3.78%
MGS-S Customer 2947	\$ 23,557.92	\$ 23,650.85	0.39%	\$ 2,269.70	\$ 2,385.51	5.10%
MGS-S Customer 2948	\$ 32,633.94	\$ 32,758.16	0.38%	\$ 3,690.96	\$ 3,827.30	3.69%
MGS-S Customer 2949	\$ 9,989.38	\$ 10,072.17	0.83%	\$ 1,810.87	\$ 1,920.14	6.03%
MGS-S Customer 2950	\$ 17,603.66	\$ 17,691.44	0.50%	\$ 2,036.57	\$ 2,149.03	5.52%
MGS-S Customer 2951	\$ 15,956.46	\$ 16,067.28	0.69%	\$ 2,499.74	\$ 2,644.47	5.79%
MGS-S Customer 2952	\$ 13,950.43	\$ 14,047.23	0.69%	\$ 2,456.21	\$ 2,575.47	4.86%
MGS-S Customer 2953	\$ 54,700.49	\$ 54,865.59	0.30%	\$ 4,954.67	\$ 5,134.19	3.62%
MGS-S Customer 2954	\$ 13,340.36	\$ 13,434.89	0.71%	\$ 2,343.48	\$ 2,460.41	4.99%
MGS-S Customer 2955	\$ 15,890.68	\$ 15,978.10	0.55%	\$ 2,020.82	\$ 2,133.13	5.56%
MGS-S Customer 2956	\$ 9,079.50	\$ 9,170.73	1.00%	\$ 1,605.45	\$ 1,736.96	8.19%
MGS-S Customer 2957	\$ 17,630.14	\$ 17,745.31	0.65%	\$ 2,690.56	\$ 2,837.61	5.47%

Customer	Bundled 8/23 Prices	Bundled 1/24 Prices	Bundled % Difference	Distribution 1/24 Prices	Distribution 8/24 Prices	Distribution % Difference
MGS-S Customer 2958	\$ 21,755.75	\$ 21,870.62	0.53%	\$ 2,676.70	\$ 2,823.53	5.49%
MGS-S Customer 2959	\$ 59,789.09	\$ 59,973.47	0.31%	\$ 5,827.64	\$ 6,019.57	3.29%
MGS-S Customer 2960	\$ 9,496.78	\$ 9,572.60	0.80%	\$ 1,495.00	\$ 1,599.76	7.01%
MGS-S Customer 2961	\$ 8,788.73	\$ 8,881.05	1.05%	\$ 1,655.29	\$ 1,787.55	7.99%
MGS-S Customer 2962	\$ 1,243.32	\$ 1,315.77	5.83%	\$ 754.07	\$ 873.38	15.82%
MGS-S Customer 2963	\$ 18,825.45	\$ 18,925.42	0.53%	\$ 2,000.89	\$ 2,138.01	6.85%
MGS-S Customer 2964	\$ 9,912.43	\$ 10,007.58	0.96%	\$ 1,783.18	\$ 1,917.23	7.52%
MGS-S Customer 2965	\$ 257,882.06	\$ 258,298.93	0.16%	\$ 16,363.04	\$ 16,705.54	2.09%
MGS-S Customer 2966	\$ 8,848.72	\$ 8,930.31	0.92%	\$ 1,761.80	\$ 1,870.73	6.18%
MGS-S Customer 2967	\$ 37,659.76	\$ 37,775.68	0.31%	\$ 3,312.01	\$ 3,442.72	3.95%
MGS-S Customer 2968	\$ 22,237.13	\$ 22,354.30	0.53%	\$ 2,782.20	\$ 2,930.61	5.33%
MGS-S Customer 2969	\$ 11,070.83	\$ 11,148.99	0.71%	\$ 1,602.48	\$ 1,708.87	6.64%
MGS-S Customer 2970	\$ 16,748.75	\$ 16,865.81	0.70%	\$ 2,777.11	\$ 2,925.45	5.34%
MGS-S Customer 2971	\$ 13,974.44	\$ 14,075.75	0.72%	\$ 2,062.13	\$ 2,200.18	6.69%
MGS-S Customer 2972	\$ 128,529.77	\$ 128,772.15	0.19%	\$ 8,456.59	\$ 8,686.12	2.71%
MGS-S Customer 2973	\$ 45,204.05	\$ 45,361.33	0.35%	\$ 4,596.84	\$ 4,771.00	3.79%
MGS-S Customer 2974	\$ 3,375.94	\$ 3,452.97	2.28%	\$ 961.58	\$ 1,083.85	12.72%
MGS-S Customer 2975	\$ 86,603.78	\$ 86,785.28	0.21%	\$ 6,284.27	\$ 6,457.49	2.76%
MGS-S Customer 2976	\$ 23,628.14	\$ 23,741.01	0.48%	\$ 2,587.59	\$ 2,733.24	5.63%
MGS-S Customer 2977	\$ 11,685.47	\$ 11,763.53	0.67%	\$ 1,596.46	\$ 1,702.68	6.65%
MGS-S Customer 2978	\$ 81,282.11	\$ 81,488.99	0.25%	\$ 6,735.81	\$ 6,975.10	3.55%
MGS-S Customer 2979	\$ 9,557.67	\$ 9,687.25	1.36%	\$ 3,356.39	\$ 3,513.83	4.69%
MGS-S Customer 2980	\$ 9,584.13	\$ 9,681.87	1.02%	\$ 1,900.58	\$ 2,036.32	7.14%
MGS-S Customer 2981	\$ 9,475.99	\$ 9,567.44	0.97%	\$ 1,615.67	\$ 1,747.37	8.15%
MGS-S Customer 2982	\$ 7,144.76	\$ 7,229.26	1.18%	\$ 1,299.94	\$ 1,427.05	9.78%
MGS-S Customer 2983	\$ 35,760.65	\$ 35,893.08	0.37%	\$ 3,471.96	\$ 3,630.13	4.56%
MGS-S Customer 2984	\$ 15,408.50	\$ 15,525.28	0.76%	\$ 2,734.34	\$ 2,890.84	5.72%
MGS-S Customer 2985	\$ 16,954.66	\$ 17,064.08	0.65%	\$ 2,429.11	\$ 2,572.34	5.90%
MGS-S Customer 2986	\$ 37,028.62	\$ 37,176.12	0.40%	\$ 4,157.13	\$ 4,325.22	4.04%
MGS-S Customer 2987	\$ 21,952.30	\$ 22,070.80	0.54%	\$ 2,837.25	\$ 2,986.10	5.25%
MGS-S Customer 2988	\$ 33,996.83	\$ 34,190.19	0.57%	\$ 6,109.42	\$ 6,344.37	3.85%
MGS-S Customer 2989	\$ 11,229.61	\$ 11,307.15	0.69%	\$ 1,573.51	\$ 1,679.46	6.73%
MGS-S Customer 2990	\$ 271,099.58	\$ 271,599.69	0.18%	\$ 20,141.39	\$ 20,539.59	1.98%
MGS-S Customer 2991	\$ 26,198.98	\$ 26,329.39	0.50%	\$ 3,386.81	\$ 3,544.19	4.65%
MGS-S Customer 2992	\$ 4,884.38	\$ 4,953.55	1.42%	\$ 1,195.51	\$ 1,296.15	8.42%
MGS-S Customer 2993	\$ 15,925.58	\$ 16,036.91	0.70%	\$ 2,518.38	\$ 2,663.10	5.75%
MGS-S Customer 2994	\$ 18,584.11	\$ 18,701.57	0.63%	\$ 2,794.74	\$ 2,943.29	5.32%
MGS-S Customer 2995	\$ 5,408.17	\$ 5,479.37	1.32%	\$ 1,288.21	\$ 1,390.19	7.92%
MGS-S Customer 2996	\$ 5,713.15	\$ 5,785.13	1.26%	\$ 1,323.66	\$ 1,426.16	7.74%
MGS-S Customer 2997	\$ 10,279.69	\$ 10,351.61	0.70%	\$ 1,317.85	\$ 1,420.06	7.76%

Internal Use

Customer	Bundled 8/23 Prices	Bundled 1/24 Prices	Bundled % Difference	Distribution 1/24 Prices	Distribution 8/24 Prices	Distribution % Difference
MGS-S Customer 2998	\$ 5,783.48	\$ 5,855.30	1.24%	\$ 1,315.65	\$ 1,418.00	7.78%
MGS-S Customer 2999	\$ 14,734.99	\$ 14,831.34	0.65%	\$ 1,837.68	\$ 1,972.52	7.34%
MGS-S Customer 3000	\$ 25,788.72	\$ 25,970.87	0.71%	\$ 5,722.41	\$ 5,912.54	3.32%
MGS-S Customer 3001	\$ 10,564.70	\$ 10,659.07	0.89%	\$ 1,747.97	\$ 1,881.53	7.64%
MGS-S Customer 3002	\$ 39,581.80	\$ 39,725.04	0.36%	\$ 3,963.08	\$ 4,128.35	4.17%
MGS-S Customer 3003	\$ 26,178.84	\$ 26,301.88	0.47%	\$ 3,047.62	\$ 3,199.79	4.99%
MGS-S Customer 3004	\$ 10,157.42	\$ 10,253.33	0.94%	\$ 1,817.57	\$ 1,952.13	7.40%
MGS-S Customer 3005	\$ 16,622.07	\$ 16,705.59	0.50%	\$ 1,843.59	\$ 1,953.32	5.95%
MGS-S Customer 3006	\$ 11,400.73	\$ 11,496.66	0.84%	\$ 1,817.06	\$ 1,951.49	7.40%
MGS-S Customer 3007	\$ 30,525.22	\$ 30,644.21	0.39%	\$ 2,862.61	\$ 3,012.03	5.22%
MGS-S Customer 3008	\$ 9,729.45	\$ 9,806.69	0.79%	\$ 1,559.71	\$ 1,665.42	6.78%
MGS-S Customer 3009	\$ 8,336.04	\$ 8,402.94	0.80%	\$ 1,090.87	\$ 1,189.84	9.07%
MGS-S Customer 3010	\$ 9,815.47	\$ 9,897.53	0.84%	\$ 1,782.18	\$ 1,891.37	6.13%
MGS-S Customer 3011	\$ 37,415.96	\$ 37,554.40	0.37%	\$ 3,739.38	\$ 3,901.03	4.32%
MGS-S Customer 3012	\$ 7,478.30	\$ 7,554.25	1.02%	\$ 1,501.68	\$ 1,606.60	6.99%
MGS-S Customer 3013	\$ 17,556.47	\$ 17,676.74	0.69%	\$ 2,936.07	\$ 3,087.61	5.16%
MGS-S Customer 3014	\$ 125,891.17	\$ 126,246.83	0.28%	\$ 13,580.89	\$ 13,883.03	2.22%
MGS-S Customer 3015	\$ 9,541.46	\$ 9,632.56	0.95%	\$ 1,598.83	\$ 1,730.20	8.22%
MGS-S Customer 3016	\$ 5,959.09	\$ 6,037.59	1.32%	\$ 1,027.51	\$ 1,150.68	11.99%
MGS-S Customer 3017	\$ 14,604.46	\$ 14,689.61	0.58%	\$ 1,917.94	\$ 2,028.74	5.78%
MGS-S Customer 3018	\$ 12,744.85	\$ 12,827.10	0.65%	\$ 1,786.47	\$ 1,895.42	6.10%
MGS-S Customer 3019	\$ 14,258.82	\$ 14,358.95	0.70%	\$ 2,010.77	\$ 2,148.20	6.83%
MGS-S Customer 3020	\$ 79,486.70	\$ 79,686.64	0.25%	\$ 6,531.43	\$ 6,733.34	3.09%
MGS-S Customer 3021	\$ 17,955.34	\$ 18,042.67	0.49%	\$ 2,017.59	\$ 2,129.88	5.57%
MGS-S Customer 3022	\$ 12,696.43	\$ 12,777.14	0.64%	\$ 1,716.78	\$ 1,824.74	6.29%
MGS-S Customer 3023	\$ 20,876.58	\$ 20,989.02	0.54%	\$ 3,155.93	\$ 3,284.52	4.07%
MGS-S Customer 3024	\$ 131,883.10	\$ 132,191.11	0.23%	\$ 11,301.82	\$ 11,613.34	2.76%
MGS-S Customer 3025	\$ 24,444.92	\$ 24,563.70	0.49%	\$ 2,854.49	\$ 3,003.89	5.23%
MGS-S Customer 3026	\$ 12,340.60	\$ 12,423.00	0.67%	\$ 1,791.51	\$ 1,900.41	6.08%
MGS-S Customer 3027	\$ 16,471.34	\$ 16,569.94	0.60%	\$ 1,939.04	\$ 2,075.30	7.03%
MGS-S Customer 3028	\$ 12,876.03	\$ 12,971.02	0.74%	\$ 1,776.02	\$ 1,909.99	7.54%
MGS-S Customer 3029	\$ 12,163.22	\$ 12,255.03	0.75%	\$ 2,220.26	\$ 2,335.43	5.19%
MGS-S Customer 3030	\$ 25,489.54	\$ 25,600.87	0.44%	\$ 2,517.01	\$ 2,661.61	5.74%
MGS-S Customer 3031	\$ 7,547.81	\$ 7,621.01	0.97%	\$ 1,377.60	\$ 1,480.76	7.49%
MGS-S Customer 3032	\$ 173,313.21	\$ 173,772.73	0.27%	\$ 17,947.92	\$ 18,426.06	2.66%
MGS-S Customer 3033	\$ 10,055.59	\$ 10,136.46	0.80%	\$ 1,722.03	\$ 1,829.92	6.27%
MGS-S Customer 3034	\$ 6,715.20	\$ 6,790.36	1.12%	\$ 1,467.67	\$ 1,572.21	7.12%
MGS-S Customer 3035	\$ 15,760.61	\$ 15,844.26	0.53%	\$ 1,847.81	\$ 1,957.46	5.93%
MGS-S Customer 3036	\$ 97,688.65	\$ 97,984.33	0.30%	\$ 10,874.20	\$ 11,138.44	2.43%
MGS-S Customer 3037	\$ 11,939.11	\$ 12,020.01	0.68%	\$ 1,724.99	\$ 1,833.03	6.26%

Internal Use

Customer	Bundled 8/23 Prices	Bundled 1/24 Prices	Bundled % Difference	Distribution 1/24 Prices	Distribution 8/24 Prices	Distribution % Difference
MGS-S Customer 3038	\$ 86,303.57	\$ 86,642.44	0.39%	\$ 12,826.03	\$ 13,117.80	2.27%
MGS-S Customer 3039	\$ 8,617.90	\$ 8,707.01	1.03%	\$ 1,509.95	\$ 1,640.14	8.62%
MGS-S Customer 3040	\$ 13,418.76	\$ 13,523.38	0.78%	\$ 2,212.75	\$ 2,352.98	6.34%
MGS-S Customer 3041	\$ 12,007.81	\$ 12,095.10	0.73%	\$ 2,014.94	\$ 2,127.16	5.57%
MGS-S Customer 3042	\$ 20,211.79	\$ 20,331.21	0.59%	\$ 2,882.85	\$ 3,032.62	5.20%
MGS-S Customer 3043	\$ 27,519.34	\$ 27,655.19	0.49%	\$ 3,626.14	\$ 3,786.44	4.42%
MGS-S Customer 3044	\$ 221,050.00	\$ 221,492.30	0.20%	\$ 17,503.55	\$ 17,861.51	2.05%
MGS-S Customer 3045	\$ 15,448.00	\$ 15,554.12	0.69%	\$ 2,281.15	\$ 2,422.36	6.19%
MGS-S Customer 3046	\$ 25,671.76	\$ 25,786.45	0.45%	\$ 2,667.23	\$ 2,813.83	5.50%
MGS-S Customer 3047	\$ 28,213.07	\$ 28,338.87	0.45%	\$ 3,168.21	\$ 3,321.79	4.85%
MGS-S Customer 3048	\$ 38,150.53	\$ 38,306.39	0.41%	\$ 4,536.52	\$ 4,710.06	3.83%
MGS-S Customer 3049	\$ 19,858.16	\$ 20,012.60	0.78%	\$ 4,468.86	\$ 4,641.25	3.86%
MGS-S Customer 3050	\$ 30,970.35	\$ 31,123.78	0.50%	\$ 4,424.36	\$ 4,596.15	3.88%
MGS-S Customer 3051	\$ 15,671.86	\$ 15,788.97	0.75%	\$ 2,679.76	\$ 2,857.42	6.63%
MGS-S Customer 3052	\$ 11,900.41	\$ 12,010.84	0.93%	\$ 2,459.61	\$ 2,609.74	6.10%
MGS-S Customer 3053	\$ 22,253.69	\$ 22,409.51	0.70%	\$ 4,437.41	\$ 4,636.30	4.48%
MGS-S Customer 3054	\$ 13,326.68	\$ 13,432.39	0.79%	\$ 2,261.75	\$ 2,402.65	6.23%
MGS-S Customer 3055	\$ 24,983.41	\$ 25,102.86	0.48%	\$ 2,881.52	\$ 3,032.54	5.24%
MGS-S Customer 3056	\$ 33,743.17	\$ 33,864.37	0.36%	\$ 2,964.03	\$ 3,114.99	5.09%
MGS-S Customer 3057	\$ 23,966.30	\$ 24,093.93	0.53%	\$ 3,252.89	\$ 3,407.79	4.76%
MGS-S Customer 3058	\$ 24,674.81	\$ 24,784.97	0.45%	\$ 2,463.20	\$ 2,606.95	5.84%
MGS-S Customer 3059	\$ 34,204.73	\$ 34,339.39	0.39%	\$ 3,574.37	\$ 3,734.07	4.47%
MGS-S Customer 3060	\$ 18,179.54	\$ 18,271.18	0.50%	\$ 2,214.80	\$ 2,330.04	5.20%
MGS-S Customer 3061	\$ 32,562.49	\$ 32,710.34	0.45%	\$ 4,170.12	\$ 4,338.23	4.03%
MGS-S Customer 3062	\$ 12,101.11	\$ 12,205.44	0.86%	\$ 2,204.79	\$ 2,345.27	6.37%
MGS-S Customer 3063	\$ 70,084.02	\$ 70,261.40	0.25%	\$ 5,510.06	\$ 5,697.43	3.40%
MGS-S Customer 3064	\$ 40,116.28	\$ 40,284.85	0.42%	\$ 5,107.01	\$ 5,288.34	3.55%
MGS-S Customer 3065	\$ 26,285.21	\$ 26,429.48	0.55%	\$ 4,006.57	\$ 4,172.22	4.13%
MGS-S Customer 3066	\$ 7,360.92	\$ 7,461.40	1.37%	\$ 2,023.88	\$ 2,161.32	6.79%
MGS-S Customer 3067	\$ 38,302.42	\$ 38,444.58	0.37%	\$ 3,914.25	\$ 4,078.84	4.20%
MGS-S Customer 3068	\$ 12,122.03	\$ 12,230.60	0.90%	\$ 2,391.91	\$ 2,534.71	5.97%
MGS-S Customer 3069	\$ 7,651.78	\$ 7,728.73	1.01%	\$ 1,548.07	\$ 1,653.74	6.83%
MGS-S Customer 3070	\$ 16,643.81	\$ 16,748.69	0.63%	\$ 2,224.71	\$ 2,365.13	6.31%
MGS-S Customer 3071	\$ 15,779.37	\$ 15,879.76	0.64%	\$ 2,021.42	\$ 2,158.92	6.80%
MGS-S Customer 3072	\$ 10,615.32	\$ 10,708.86	0.88%	\$ 2,297.51	\$ 2,413.71	5.06%
MGS-S Customer 3073	\$ 95,380.90	\$ 95,629.71	0.26%	\$ 8,592.28	\$ 8,874.82	3.29%
MGS-S Customer 3074	\$ 10,881.07	\$ 10,960.61	0.73%	\$ 1,662.47	\$ 1,769.54	6.44%
MGS-S Customer 3075	\$ 14,525.68	\$ 14,605.86	0.55%	\$ 1,692.47	\$ 1,800.05	6.36%
MGS-S Customer 3076	\$ 10,970.44	\$ 11,051.12	0.74%	\$ 1,714.98	\$ 1,822.87	6.29%
MGS-S Customer 3077	\$ 7,106.27	\$ 7,192.13	1.21%	\$ 1,362.01	\$ 1,490.03	9.40%

Internal Use

Customer	Bundled 8/23 Prices	Bundled 1/24 Prices	Bundled % Difference	Distribution 1/24 Prices	Distribution 8/24 Prices	Distribution % Difference
MGS-S Customer 3078	\$ 1,366.59	\$ 1,441.13	5.45%	\$ 848.30	\$ 968.94	14.22%
MGS-S Customer 3079	\$ 787.92	\$ 844.45	7.17%	\$ 620.46	\$ 712.70	14.87%
MGS-S Customer 3080	\$ 12,090.98	\$ 12,197.90	0.88%	\$ 2,315.97	\$ 2,457.60	6.12%
MGS-S Customer 3081	\$ 11,465.36	\$ 11,567.59	0.89%	\$ 2,102.86	\$ 2,241.40	6.59%
MGS-S Customer 3082	\$ 24,053.72	\$ 24,177.87	0.52%	\$ 3,096.51	\$ 3,249.28	4.93%
MGS-S Customer 3083	\$ 11,616.71	\$ 11,717.34	0.87%	\$ 2,626.43	\$ 2,747.89	4.62%
MGS-S Customer 3084	\$ 9,480.12	\$ 9,586.22	1.12%	\$ 2,279.07	\$ 2,420.18	6.19%
MGS-S Customer 3085	\$ 13,396.24	\$ 13,489.29	0.69%	\$ 1,687.28	\$ 1,819.92	7.86%
MGS-S Customer 3086	\$ 34,824.37	\$ 34,981.66	0.45%	\$ 4,594.01	\$ 4,767.90	3.79%
MGS-S Customer 3087	\$ 29,095.98	\$ 29,221.15	0.43%	\$ 3,733.44	\$ 3,870.35	3.67%
MGS-S Customer 3088	\$ 18,011.63	\$ 18,103.25	0.51%	\$ 2,213.71	\$ 2,328.95	5.21%
MGS-S Customer 3089	\$ 32,113.77	\$ 32,241.55	0.40%	\$ 3,261.84	\$ 3,417.04	4.76%
MGS-S Customer 3090	\$ 18,415.64	\$ 18,518.97	0.56%	\$ 2,152.79	\$ 2,292.05	6.47%
MGS-S Customer 3091	\$ 8,855.13	\$ 8,929.04	0.83%	\$ 1,408.54	\$ 1,512.07	7.35%
MGS-S Customer 3092	\$ 629.76	\$ 701.04	11.32%	\$ 701.04	\$ 819.60	16.91%
MGS-S Customer 3093	\$ 15,618.89	\$ 15,721.14	0.65%	\$ 2,105.90	\$ 2,244.62	6.59%
MGS-S Customer 3094	\$ 32,296.34	\$ 32,438.32	0.44%	\$ 3,907.02	\$ 4,071.56	4.21%
MGS-S Customer 3095	\$ 167,175.33	\$ 167,571.76	0.24%	\$ 15,285.73	\$ 15,662.63	2.47%
MGS-S Customer 3096	\$ 10,032.69	\$ 10,109.94	0.77%	\$ 1,559.30	\$ 1,664.95	6.78%
MGS-S Customer 3097	\$ 30,070.96	\$ 30,187.47	0.39%	\$ 2,751.24	\$ 2,899.15	5.38%
MGS-S Customer 3098	\$ 8,580.01	\$ 8,668.77	1.03%	\$ 1,493.72	\$ 1,623.65	8.70%
MGS-S Customer 3099	\$ 12,245.42	\$ 12,338.14	0.76%	\$ 1,673.18	\$ 1,805.68	7.92%
MGS-S Customer 3100	\$ 74,832.19	\$ 75,032.82	0.27%	\$ 6,565.26	\$ 6,767.83	3.09%
MGS-S Customer 3101	\$ 13,161.92	\$ 13,256.20	0.72%	\$ 1,743.16	\$ 1,876.58	7.65%
MGS-S Customer 3102	\$ 27,586.90	\$ 27,714.36	0.46%	\$ 3,247.21	\$ 3,402.19	4.77%
MGS-S Customer 3103	\$ 64,529.74	\$ 64,723.59	0.30%	\$ 6,254.84	\$ 6,452.74	3.16%
MGS-S Customer 3104	\$ 27,698.80	\$ 27,816.66	0.43%	\$ 2,811.95	\$ 2,960.70	5.29%
MGS-S Customer 3105	\$ 246,326.99	\$ 246,471.79	0.06%	\$ 3,939.79	\$ 4,130.90	4.85%
MGS-S Customer 3106	\$ 13,025.47	\$ 13,104.62	0.61%	\$ 1,646.02	\$ 1,752.96	6.50%
MGS-S Customer 3107	\$ 26,395.28	\$ 26,489.14	0.36%	\$ 2,312.46	\$ 2,428.90	5.04%
MGS-S Customer 3108	\$ 13,175.06	\$ 13,270.84	0.73%	\$ 1,813.44	\$ 1,948.04	7.42%
MGS-S Customer 3109	\$ 73,349.02	\$ 73,603.11	0.35%	\$ 8,817.44	\$ 9,107.87	3.29%
MGS-S Customer 3110	\$ 10,398.17	\$ 10,480.66	0.79%	\$ 1,797.82	\$ 1,906.95	6.07%
MGS-S Customer 3111	\$ 8,806.28	\$ 8,877.79	0.81%	\$ 1,299.90	\$ 1,401.88	7.85%
MGS-S Customer 3112	\$ 15,725.72	\$ 15,833.77	0.69%	\$ 2,368.01	\$ 2,510.44	6.01%
MGS-S Customer 3113	\$ 19,451.07	\$ 19,570.43	0.61%	\$ 2,881.42	\$ 3,031.26	5.20%
MGS-S Customer 3114	\$ 18,418.04	\$ 18,519.53	0.55%	\$ 2,069.99	\$ 2,208.11	6.67%
MGS-S Customer 3115	\$ 9,122.54	\$ 9,214.90	1.01%	\$ 1,655.63	\$ 1,787.80	7.98%
MGS-S Customer 3116	\$ 10,131.11	\$ 10,223.83	0.92%	\$ 1,672.30	\$ 1,804.73	7.92%
MGS-S Customer 3117	\$ 43,059.41	\$ 43,223.02	0.38%	\$ 4,889.47	\$ 5,068.18	3.65%

Customer	Bundled 8/23 Prices	Bundled 1/24 Prices	Bundled % Difference	Distribution 1/24 Prices	Distribution 8/24 Prices	Distribution % Difference
MGS-S Customer 3118	\$ 23,318.28	\$ 23,432.92	0.49%	\$ 2,667.29	\$ 2,814.03	5.50%
MGS-S Customer 3119	\$ 9,990.42	\$ 10,089.03	0.99%	\$ 1,942.63	\$ 2,079.17	7.03%
MGS-S Customer 3120	\$ 11,824.97	\$ 11,928.03	0.87%	\$ 2,144.16	\$ 2,283.54	6.50%
MGS-S Customer 3121	\$ 49,663.34	\$ 49,863.58	0.40%	\$ 6,562.51	\$ 6,766.08	3.10%
MGS-S Customer 3122	\$ 10,699.69	\$ 10,813.95	1.07%	\$ 2,587.23	\$ 2,751.76	6.36%
MGS-S Customer 3123	\$ 17,150.66	\$ 17,266.36	0.67%	\$ 2,714.96	\$ 2,862.37	5.43%
MGS-S Customer 3124	\$ 15,388.18	\$ 15,495.49	0.70%	\$ 2,336.50	\$ 2,478.62	6.08%
MGS-S Customer 3125	\$ 3,801.42	\$ 3,861.79	1.59%	\$ 794.30	\$ 889.02	11.92%
MGS-S Customer 3126	\$ 9,197.32	\$ 9,289.93	1.01%	\$ 1,670.11	\$ 1,802.71	7.94%
MGS-S Customer 3127	\$ 19,996.41	\$ 20,105.89	0.55%	\$ 2,432.34	\$ 2,575.66	5.89%
MGS-S Customer 3128	\$ 8,531.04	\$ 8,618.48	1.02%	\$ 1,432.69	\$ 1,561.65	9.00%
MGS-S Customer 3129	\$ 4,912.34	\$ 4,977.65	1.33%	\$ 1,018.26	\$ 1,116.18	9.62%
MGS-S Customer 3130	\$ 28,972.58	\$ 29,101.38	0.44%	\$ 3,308.35	\$ 3,464.22	4.71%
MGS-S Customer 3131	\$ 6,640.98	\$ 6,730.23	1.34%	\$ 1,517.72	\$ 1,648.10	8.59%
MGS-S Customer 3132	\$ 17,572.12	\$ 17,695.44	0.70%	\$ 3,057.85	\$ 3,210.00	4.98%
MGS-S Customer 3133	\$ 22,953.91	\$ 23,053.52	0.43%	\$ 2,572.76	\$ 2,692.91	4.67%
MGS-S Customer 3134	\$ 14,862.16	\$ 14,968.50	0.72%	\$ 2,288.09	\$ 2,429.20	6.17%
MGS-S Customer 3135	\$ 82,334.38	\$ 82,531.92	0.24%	\$ 6,423.44	\$ 6,623.83	3.12%
MGS-S Customer 3136	\$ 58,686.50	\$ 58,907.66	0.38%	\$ 7,493.15	\$ 7,708.78	2.88%
MGS-S Customer 3137	\$ 106,871.51	\$ 107,176.14	0.29%	\$ 11,269.28	\$ 11,538.45	2.39%
MGS-S Customer 3138	\$ 11,026.11	\$ 11,121.52	0.87%	\$ 1,795.21	\$ 1,929.46	7.48%
MGS-S Customer 3139	\$ 37,561.16	\$ 37,721.79	0.43%	\$ 4,743.41	\$ 4,919.31	3.71%
MGS-S Customer 3140	\$ 17,078.03	\$ 17,164.33	0.51%	\$ 1,970.02	\$ 2,081.59	5.66%
MGS-S Customer 3141	\$ 24,812.72	\$ 24,995.16	0.74%	\$ 5,738.60	\$ 5,929.18	3.32%
MGS-S Customer 3142	\$ 33,656.98	\$ 33,807.94	0.45%	\$ 4,310.84	\$ 4,480.93	3.95%
MGS-S Customer 3143	\$ 19,026.70	\$ 19,133.49	0.56%	\$ 2,899.58	\$ 3,024.50	4.31%
MGS-S Customer 3144	\$ 21,270.07	\$ 21,377.53	0.51%	\$ 2,341.22	\$ 2,483.27	6.07%
MGS-S Customer 3145	\$ 17,959.10	\$ 18,044.17	0.47%	\$ 1,914.94	\$ 2,025.77	5.79%
MGS-S Customer 3146	\$ 23,464.20	\$ 23,585.95	0.52%	\$ 2,988.94	\$ 3,140.26	5.06%
MGS-S Customer 3147	\$ 23,468.50	\$ 23,578.51	0.47%	\$ 2,454.15	\$ 2,597.64	5.85%
MGS-S Customer 3148	\$ 22,853.80	\$ 22,985.69	0.58%	\$ 3,448.33	\$ 3,606.20	4.58%
MGS-S Customer 3149	\$ 4,300.75	\$ 4,366.08	1.52%	\$ 1,022.21	\$ 1,120.40	9.61%
MGS-S Customer 3150	\$ 16,669.19	\$ 16,776.69	0.64%	\$ 2,341.22	\$ 2,483.12	6.06%
MGS-S Customer 3151	\$ 31,030.00	\$ 31,153.90	0.40%	\$ 3,084.83	\$ 3,237.42	4.95%
MGS-S Customer 3152	\$ 49,965.61	\$ 50,119.84	0.31%	\$ 4,461.80	\$ 4,634.26	3.87%
MGS-S Customer 3153	\$ 13,523.96	\$ 13,623.74	0.74%	\$ 1,993.19	\$ 2,130.25	6.88%
MGS-S Customer 3154	\$ 21,257.72	\$ 21,366.27	0.51%	\$ 2,387.15	\$ 2,529.62	5.97%
MGS-S Customer 3155	\$ 17,545.94	\$ 17,629.94	0.48%	\$ 1,866.91	\$ 1,977.08	5.90%
MGS-S Customer 3156	\$ 45,392.69	\$ 45,537.23	0.32%	\$ 4,020.98	\$ 4,186.99	4.13%
MGS-S Customer 3157	\$ 10,602.57	\$ 10,696.94	0.89%	\$ 1,748.03	\$ 1,881.62	7.64%

Internal Use

Customer	Bundled 8/23 Prices	Bundled 1/24 Prices	Bundled % Difference	Distribution 1/24 Prices	Distribution 8/24 Prices	Distribution % Difference
MGS-S Customer 3158	\$ 50,888.21	\$ 51,042.30	0.30%	\$ 4,457.99	\$ 4,630.57	3.87%
MGS-S Customer 3159	\$ 245,981.38	\$ 246,477.35	0.20%	\$ 19,951.73	\$ 20,345.81	1.98%
MGS-S Customer 3160	\$ 29,931.87	\$ 30,100.98	0.56%	\$ 5,128.40	\$ 5,312.06	3.58%
MGS-S Customer 3161	\$ 35,837.84	\$ 35,972.20	0.37%	\$ 4,148.55	\$ 4,291.30	3.44%
MGS-S Customer 3162	\$ 35,287.78	\$ 35,440.39	0.43%	\$ 4,390.10	\$ 4,561.63	3.91%
MGS-S Customer 3163	\$ 19,452.92	\$ 19,557.00	0.54%	\$ 2,187.16	\$ 2,326.94	6.39%
MGS-S Customer 3164	\$ 9,694.81	\$ 9,795.87	1.04%	\$ 2,050.12	\$ 2,187.95	6.72%
MGS-S Customer 3165	\$ 19,017.23	\$ 19,106.96	0.47%	\$ 2,124.67	\$ 2,238.40	5.35%
MGS-S Customer 3166	\$ 11,364.86	\$ 11,446.91	0.72%	\$ 1,777.14	\$ 1,885.91	6.12%
MGS-S Customer 3167	\$ 18,179.68	\$ 18,288.41	0.60%	\$ 2,398.88	\$ 2,541.73	5.95%
MGS-S Customer 3168	\$ 9,767.24	\$ 9,845.27	0.80%	\$ 1,594.72	\$ 1,700.88	6.66%
MGS-S Customer 3169	\$ 16,187.36	\$ 16,280.96	0.58%	\$ 2,301.46	\$ 2,417.83	5.06%
MGS-S Customer 3170	\$ 59,254.31	\$ 59,445.65	0.32%	\$ 6,141.25	\$ 6,337.50	3.20%
MGS-S Customer 3171	\$ 26,913.41	\$ 27,049.75	0.51%	\$ 3,654.25	\$ 3,815.37	4.41%
MGS-S Customer 3172	\$ 50,483.89	\$ 50,633.34	0.30%	\$ 4,244.40	\$ 4,413.67	3.99%
MGS-S Customer 3173	\$ 41,361.81	\$ 41,545.04	0.44%	\$ 5,776.75	\$ 5,968.02	3.31%
MGS-S Customer 3174	\$ 20,376.99	\$ 20,483.79	0.52%	\$ 2,895.82	\$ 3,020.37	4.30%
MGS-S Customer 3175	\$ 28,198.78	\$ 28,324.79	0.45%	\$ 3,180.80	\$ 3,334.76	4.84%
MGS-S Customer 3176	\$ 13,085.44	\$ 13,188.64	0.79%	\$ 2,149.48	\$ 2,288.89	6.49%
MGS-S Customer 3177	\$ 23,768.41	\$ 23,866.87	0.41%	\$ 2,521.14	\$ 2,640.58	4.74%
MGS-S Customer 3178	\$ 8,421.25	\$ 8,498.39	0.92%	\$ 1,557.72	\$ 1,663.59	6.80%
MGS-S Customer 3179	\$ 83,340.51	\$ 83,617.70	0.33%	\$ 10,028.86	\$ 10,280.54	2.51%
MGS-S Customer 3180	\$ 9,932.85	\$ 10,025.85	0.94%	\$ 1,686.95	\$ 1,819.71	7.87%
MGS-S Customer 3181	\$ 69,260.05	\$ 69,475.43	0.31%	\$ 7,233.53	\$ 7,445.66	2.93%
MGS-S Customer 3182	\$ 13,778.92	\$ 13,860.62	0.59%	\$ 1,762.49	\$ 1,871.16	6.17%
MGS-S Customer 3183	\$ 12,894.91	\$ 12,990.30	0.74%	\$ 1,792.66	\$ 1,926.77	7.48%
MGS-S Customer 3184	\$ 43,893.00	\$ 44,051.48	0.36%	\$ 4,652.71	\$ 4,827.77	3.76%
MGS-S Customer 3185	\$ 9,605.27	\$ 9,680.70	0.79%	\$ 1,477.42	\$ 1,581.95	7.08%
MGS-S Customer 3186	\$ 31,099.28	\$ 31,231.03	0.42%	\$ 3,436.74	\$ 3,594.11	4.58%
MGS-S Customer 3187	\$ 20,197.11	\$ 20,305.93	0.54%	\$ 2,400.02	\$ 2,542.70	5.94%
MGS-S Customer 3188	\$ 14,352.33	\$ 14,441.13	0.62%	\$ 2,084.26	\$ 2,197.53	5.43%
MGS-S Customer 3189	\$ 17,378.42	\$ 17,477.03	0.57%	\$ 2,522.22	\$ 2,641.28	4.72%
MGS-S Customer 3190	\$ 5,885.05	\$ 5,956.37	1.21%	\$ 1,293.90	\$ 1,396.01	7.89%
MGS-S Customer 3191	\$ 46,295.87	\$ 46,437.12	0.31%	\$ 3,871.70	\$ 4,035.58	4.23%
MGS-S Customer 3192	\$ 33,238.16	\$ 33,374.83	0.41%	\$ 3,666.66	\$ 3,827.77	4.39%
MGS-S Customer 3193	\$ 13,453.82	\$ 13,550.83	0.72%	\$ 1,868.49	\$ 2,003.85	7.24%
MGS-S Customer 3194	\$ 29,007.85	\$ 29,137.33	0.45%	\$ 3,340.71	\$ 3,497.15	4.68%
MGS-S Customer 3195	\$ 18,140.90	\$ 18,264.58	0.68%	\$ 3,079.80	\$ 3,232.65	4.96%
MGS-S Customer 3196	\$ 31,899.80	\$ 32,031.88	0.41%	\$ 3,457.75	\$ 3,615.81	4.57%
MGS-S Customer 3197	\$ 673.87	\$ 745.44	10.62%	\$ 714.14	\$ 832.89	16.63%

Internal Use

Customer	Bundled 8/23 Prices	Bundled 1/24 Prices	Bundled % Difference	Distribution 1/24 Prices	Distribution 8/24 Prices	Distribution % Difference
MGS-S Customer 3198	\$ 11,378.94	\$ 11,462.25	0.73%	\$ 1,834.53	\$ 1,944.14	5.97%
MGS-S Customer 3199	\$ 77,999.49	\$ 78,206.60	0.27%	\$ 6,856.32	\$ 7,062.85	3.01%
MGS-S Customer 3200	\$ 11,693.74	\$ 11,801.74	0.92%	\$ 2,367.03	\$ 2,509.54	6.02%
MGS-S Customer 3201	\$ 12,629.47	\$ 12,724.89	0.76%	\$ 1,795.04	\$ 1,929.25	7.48%
MGS-S Customer 3202	\$ 604.14	\$ 659.25	9.12%	\$ 556.05	\$ 647.38	16.42%
MGS-S Customer 3203	\$ 49,573.49	\$ 49,751.30	0.36%	\$ 5,530.19	\$ 5,717.85	3.39%
MGS-S Customer 3204	\$ 66,170.31	\$ 66,346.38	0.27%	\$ 5,450.69	\$ 5,637.22	3.42%
MGS-S Customer 3205	\$ 8,030.41	\$ 8,106.97	0.95%	\$ 1,531.16	\$ 1,636.64	6.89%
MGS-S Customer 3206	\$ 105,730.56	\$ 105,999.30	0.25%	\$ 9,649.15	\$ 9,895.60	2.55%
MGS-S Customer 3207	\$ 8,306.09	\$ 8,382.90	0.92%	\$ 1,538.77	\$ 1,644.08	6.84%
MGS-S Customer 3208	\$ 58,960.65	\$ 59,131.77	0.29%	\$ 5,199.15	\$ 5,390.54	3.68%
MGS-S Customer 3209	\$ 10,174.55	\$ 10,256.83	0.81%	\$ 1,787.84	\$ 1,896.80	6.09%
MGS-S Customer 3210	\$ 16,706.37	\$ 16,808.88	0.61%	\$ 2,116.51	\$ 2,255.29	6.56%
MGS-S Customer 3211	\$ 8,327.15	\$ 8,418.13	1.09%	\$ 1,595.86	\$ 1,727.35	8.24%
MGS-S Customer 3212	\$ 16,584.60	\$ 16,688.64	0.63%	\$ 2,186.03	\$ 2,325.84	6.40%
MGS-S Customer 3213	\$ 10,641.47	\$ 10,720.26	0.74%	\$ 1,631.01	\$ 1,737.83	6.55%
MGS-S Customer 3214	\$ 43,643.42	\$ 43,838.43	0.45%	\$ 6,305.13	\$ 6,503.59	3.15%
MGS-S Customer 3215	\$ 22,743.17	\$ 22,903.04	0.70%	\$ 4,715.70	\$ 4,891.63	3.73%
MGS-S Customer 3216	\$ 4,380.99	\$ 4,444.95	1.46%	\$ 959.17	\$ 1,056.37	10.13%
MGS-S Customer 3217	\$ 10,127.18	\$ 10,223.34	0.95%	\$ 1,828.30	\$ 1,962.94	7.36%
MGS-S Customer 3218	\$ 14,782.40	\$ 14,869.89	0.59%	\$ 2,023.90	\$ 2,136.25	5.55%
MGS-S Customer 3219	\$ 7,644.35	\$ 7,732.90	1.16%	\$ 1,485.75	\$ 1,615.68	8.75%
MGS-S Customer 3220	\$ 13,193.90	\$ 13,289.66	0.73%	\$ 1,810.19	\$ 1,944.59	7.42%
MGS-S Customer 3221	\$ 41,613.91	\$ 41,755.96	0.34%	\$ 3,908.58	\$ 4,073.01	4.21%
MGS-S Customer 3222	\$ 18,758.18	\$ 18,898.33	0.75%	\$ 3,821.94	\$ 3,985.09	4.27%
MGS-S Customer 3223	\$ 20,298.86	\$ 20,395.41	0.48%	\$ 2,433.89	\$ 2,552.07	4.86%
MGS-S Customer 3224	\$ 23,095.96	\$ 23,210.34	0.50%	\$ 3,241.38	\$ 3,371.05	4.00%
MGS-S Customer 3225	\$ 10,823.61	\$ 10,933.07	1.01%	\$ 2,430.96	\$ 2,574.21	5.89%
MGS-S Customer 3226	\$ 24,517.06	\$ 24,633.06	0.47%	\$ 2,728.43	\$ 2,876.03	5.41%
MGS-S Customer 3227	\$ 25,392.32	\$ 25,497.53	0.41%	\$ 2,826.98	\$ 2,950.78	4.38%
MGS-S Customer 3228	\$ 12,508.00	\$ 12,597.01	0.71%	\$ 1,504.34	\$ 1,634.35	8.64%
MGS-S Customer 3229	\$ 35,208.59	\$ 35,443.75	0.67%	\$ 7,812.09	\$ 8,133.22	4.11%
MGS-S Customer 3230	\$ 11,036.45	\$ 11,127.91	0.83%	\$ 1,614.92	\$ 1,746.51	8.15%
MGS-S Customer 3231	\$ 9,263.29	\$ 9,337.21	0.80%	\$ 1,408.91	\$ 1,512.47	7.35%
MGS-S Customer 3232	\$ 22,072.44	\$ 22,190.92	0.54%	\$ 2,842.30	\$ 2,991.61	5.25%
MGS-S Customer 3233	\$ 27,651.49	\$ 27,766.50	0.42%	\$ 2,683.63	\$ 2,830.59	5.48%
MGS-S Customer 3234	\$ 89,713.93	\$ 89,958.89	0.27%	\$ 8,575.59	\$ 8,806.98	2.70%
MGS-S Customer 3235	\$ 36,290.96	\$ 36,434.68	0.40%	\$ 3,985.63	\$ 4,151.27	4.16%
MGS-S Customer 3236	\$ 50,939.73	\$ 51,112.27	0.34%	\$ 5,289.52	\$ 5,473.64	3.48%
MGS-S Customer 3237	\$ 48,917.60	\$ 49,065.12	0.30%	\$ 4,156.17	\$ 4,324.14	4.04%

Customer	Bundled 8/23 Prices	Bundled 1/24 Prices	Bundled % Difference	Distribution 1/24 Prices	Distribution 8/24 Prices	Distribution % Difference
MGS-S Customer 3238	\$ 33,184.78	\$ 33,307.43	0.37%	\$ 3,028.71	\$ 3,180.54	5.01%
MGS-S Customer 3239	\$ 16,366.00	\$ 16,456.95	0.56%	\$ 2,180.82	\$ 2,295.40	5.25%
MGS-S Customer 3240	\$ 8,603.54	\$ 8,679.83	0.89%	\$ 1,517.26	\$ 1,622.41	6.93%
MGS-S Customer 3241	\$ 73,536.54	\$ 73,738.33	0.27%	\$ 6,617.08	\$ 6,820.30	3.07%
MGS-S Customer 3242	\$ 25,722.52	\$ 25,841.79	0.46%	\$ 2,876.83	\$ 3,026.57	5.21%
MGS-S Customer 3243	\$ 13,559.86	\$ 13,640.29	0.59%	\$ 1,704.11	\$ 1,811.87	6.32%
MGS-S Customer 3244	\$ 8,570.15	\$ 8,653.42	0.97%	\$ 1,833.85	\$ 1,943.55	5.98%
MGS-S Customer 3245	\$ 11,374.10	\$ 11,469.47	0.84%	\$ 1,793.54	\$ 1,927.77	7.48%
MGS-S Customer 3246	\$ 12,729.49	\$ 12,850.10	0.95%	\$ 2,937.97	\$ 3,088.59	5.13%
MGS-S Customer 3247	\$ 19,060.71	\$ 19,174.34	0.60%	\$ 2,622.73	\$ 2,768.94	5.57%
MGS-S Customer 3248	\$ 13,473.24	\$ 13,572.31	0.74%	\$ 1,959.06	\$ 2,095.50	6.96%
MGS-S Customer 3249	\$ 15,513.49	\$ 15,608.30	0.61%	\$ 1,766.49	\$ 1,900.22	7.57%
MGS-S Customer 3250	\$ 34,672.08	\$ 34,802.68	0.38%	\$ 3,390.81	\$ 3,547.91	4.63%
MGS-S Customer 3251	\$ 3,253.33	\$ 3,314.41	1.88%	\$ 826.12	\$ 921.25	11.52%
MGS-S Customer 3252	\$ 15,431.92	\$ 15,532.10	0.65%	\$ 2,010.94	\$ 2,148.26	6.83%
MGS-S Customer 3253	\$ 10,332.69	\$ 10,426.67	0.91%	\$ 1,729.22	\$ 1,862.45	7.70%
MGS-S Customer 3254	\$ 10,224.57	\$ 10,305.41	0.79%	\$ 1,722.40	\$ 1,830.44	6.27%
MGS-S Customer 3255	\$ 9,239.04	\$ 9,321.77	0.90%	\$ 1,807.73	\$ 1,916.94	6.04%
MGS-S Customer 3256	\$ 10,929.26	\$ 11,020.77	0.84%	\$ 1,616.00	\$ 1,747.52	8.14%
MGS-S Customer 3257	\$ 12,795.07	\$ 12,893.89	0.77%	\$ 1,948.85	\$ 2,085.24	7.00%
MGS-S Customer 3258	\$ 3,649.15	\$ 3,727.97	2.16%	\$ 1,041.63	\$ 1,164.99	11.84%
MGS-S Customer 3259	\$ 7,793.62	\$ 7,878.73	1.09%	\$ 1,327.72	\$ 1,455.24	9.60%
MGS-S Customer 3260	\$ 8,057.78	\$ 8,145.91	1.09%	\$ 1,464.84	\$ 1,594.34	8.84%
MGS-S Customer 3261	\$ 183,526.10	\$ 183,886.42	0.20%	\$ 13,526.43	\$ 13,916.41	2.88%
MGS-S Customer 3262	\$ 10,519.91	\$ 10,595.39	0.72%	\$ 1,479.45	\$ 1,584.01	7.07%
MGS-S Customer 3263	\$ 70,156.67	\$ 70,355.07	0.28%	\$ 6,461.54	\$ 6,662.42	3.11%
MGS-S Customer 3264	\$ 19,313.13	\$ 19,416.90	0.54%	\$ 2,171.05	\$ 2,310.49	6.42%
MGS-S Customer 3265	\$ 7,036.05	\$ 7,105.27	0.98%	\$ 1,193.86	\$ 1,294.19	8.40%
MGS-S Customer 3266	\$ 173,472.09	\$ 174,027.70	0.32%	\$ 22,647.67	\$ 23,079.82	1.91%
MGS-S Customer 3267	\$ 20,000.84	\$ 20,107.02	0.53%	\$ 2,283.06	\$ 2,424.26	6.18%
MGS-S Customer 3268	\$ 41,692.90	\$ 41,851.74	0.38%	\$ 4,671.75	\$ 4,847.25	3.76%
MGS-S Customer 3269	\$ 21,763.38	\$ 21,869.07	0.49%	\$ 2,261.62	\$ 2,402.56	6.23%
MGS-S Customer 3270	\$ 12,813.43	\$ 12,914.26	0.79%	\$ 2,041.29	\$ 2,179.07	6.75%
MGS-S Customer 3271	\$ 9,699.14	\$ 9,774.07	0.77%	\$ 1,456.76	\$ 1,561.11	7.16%
MGS-S Customer 3272	\$ 13,931.16	\$ 14,024.41	0.67%	\$ 2,284.15	\$ 2,400.17	5.08%
MGS-S Customer 3273	\$ 37,126.10	\$ 37,245.31	0.32%	\$ 2,872.75	\$ 3,022.35	5.21%
MGS-S Customer 3274	\$ 14,993.10	\$ 15,106.25	0.75%	\$ 2,601.49	\$ 2,747.42	5.61%
MGS-S Customer 3275	\$ 14,786.95	\$ 14,894.35	0.73%	\$ 2,338.09	\$ 2,480.05	6.07%
MGS-S Customer 3276	\$ 14,283.55	\$ 14,372.59	0.62%	\$ 2,094.60	\$ 2,207.95	5.41%
MGS-S Customer 3277	\$ 10,962.47	\$ 11,070.63	0.99%	\$ 2,372.08	\$ 2,514.50	6.00%

Internal Use

Customer	Bundled 8/23 Prices	Bundled 1/24 Prices	Bundled % Difference	Distribution 1/24 Prices	Distribution 8/24 Prices	Distribution % Difference
MGS-S Customer 3278	\$ 9,956.64	\$ 10,036.25	0.80%	\$ 1,668.62	\$ 1,775.99	6.43%
MGS-S Customer 3279	\$ 8,729.96	\$ 8,804.23	0.85%	\$ 1,425.04	\$ 1,528.80	7.28%
MGS-S Customer 3280	\$ 9,885.54	\$ 9,959.44	0.75%	\$ 1,408.59	\$ 1,512.16	7.35%
MGS-S Customer 3281	\$ 17,516.35	\$ 17,623.24	0.61%	\$ 2,314.22	\$ 2,455.81	6.12%
MGS-S Customer 3282	\$ 18,660.49	\$ 18,749.74	0.48%	\$ 2,103.86	\$ 2,217.35	5.39%
MGS-S Customer 3283	\$ 9,742.43	\$ 9,829.62	0.89%	\$ 1,422.80	\$ 1,551.73	9.06%
MGS-S Customer 3284	\$ 8,231.89	\$ 8,312.21	0.98%	\$ 1,699.23	\$ 1,806.93	6.34%
MGS-S Customer 3285	\$ 23,738.29	\$ 23,835.06	0.41%	\$ 2,443.76	\$ 2,562.06	4.84%
MGS-S Customer 3286	\$ 19,833.19	\$ 19,949.48	0.59%	\$ 2,741.89	\$ 2,889.68	5.39%
MGS-S Customer 3287	\$ 6,419.05	\$ 6,518.96	1.56%	\$ 1,998.04	\$ 2,135.10	6.86%
MGS-S Customer 3288	\$ 654.93	\$ 726.48	10.92%	\$ 712.02	\$ 831.12	16.73%
MGS-S Customer 3289	\$ 19,171.82	\$ 19,267.41	0.50%	\$ 1,802.49	\$ 1,936.79	7.45%
MGS-S Customer 3290	\$ 14,873.16	\$ 14,969.55	0.65%	\$ 1,838.67	\$ 1,973.50	7.33%
MGS-S Customer 3291	\$ 28,014.01	\$ 28,136.59	0.44%	\$ 3,027.87	\$ 3,179.81	5.02%
MGS-S Customer 3292	\$ 35,034.74	\$ 35,170.51	0.39%	\$ 3,624.16	\$ 3,784.53	4.43%
MGS-S Customer 3293	\$ 10,623.02	\$ 10,702.16	0.74%	\$ 1,644.77	\$ 1,751.60	6.50%
MGS-S Customer 3294	\$ 14,342.41	\$ 14,443.25	0.70%	\$ 2,042.07	\$ 2,179.90	6.75%
MGS-S Customer 3295	\$ 16,441.86	\$ 16,547.26	0.64%	\$ 2,245.61	\$ 2,386.14	6.26%
MGS-S Customer 3296	\$ 24,719.28	\$ 24,844.38	0.51%	\$ 3,139.54	\$ 3,292.91	4.89%
MGS-S Customer 3297	\$ 77,407.18	\$ 77,633.22	0.29%	\$ 7,573.63	\$ 7,831.68	3.41%
MGS-S Customer 3298	\$ 146,421.17	\$ 146,714.78	0.20%	\$ 10,777.12	\$ 11,039.73	2.44%
MGS-S Customer 3299	\$ 117,752.51	\$ 118,075.20	0.27%	\$ 12,040.11	\$ 12,336.43	2.46%
MGS-S Customer 3300	\$ 24,340.41	\$ 24,464.32	0.51%	\$ 3,085.45	\$ 3,238.06	4.95%
MGS-S Customer 3301	\$ 12,949.69	\$ 13,046.85	0.75%	\$ 1,874.28	\$ 2,009.63	7.22%
MGS-S Customer 3302	\$ 15,902.77	\$ 15,992.17	0.56%	\$ 2,110.21	\$ 2,223.76	5.38%
MGS-S Customer 3303	\$ 282,951.51	\$ 283,540.00	0.21%	\$ 23,884.74	\$ 24,415.55	2.22%
MGS-S Customer 3304	\$ 5,116.16	\$ 5,186.17	1.37%	\$ 1,232.61	\$ 1,333.69	8.20%
MGS-S Customer 3305	\$ 14,815.33	\$ 14,922.55	0.72%	\$ 2,329.52	\$ 2,471.33	6.09%
MGS-S Customer 3306	\$ 20,700.42	\$ 20,792.17	0.44%	\$ 2,217.12	\$ 2,332.23	5.19%
MGS-S Customer 3307	\$ 16,692.55	\$ 16,785.75	0.56%	\$ 2,283.48	\$ 2,399.58	5.08%
MGS-S Customer 3308	\$ 12,698.14	\$ 12,797.62	0.78%	\$ 1,979.32	\$ 2,116.18	6.91%
MGS-S Customer 3309	\$ 72,414.96	\$ 72,654.34	0.33%	\$ 8,113.39	\$ 8,406.00	3.61%
MGS-S Customer 3310	\$ 5,636.21	\$ 5,703.63	1.20%	\$ 1,112.88	\$ 1,212.08	8.91%
MGS-S Customer 3311	\$ 5,532.31	\$ 5,601.24	1.25%	\$ 1,181.14	\$ 1,281.30	8.48%
MGS-S Customer 3312	\$ 10,095.44	\$ 10,194.47	0.98%	\$ 1,963.31	\$ 2,100.27	6.98%
MGS-S Customer 3313	\$ 13,967.19	\$ 14,055.46	0.63%	\$ 2,059.72	\$ 2,172.58	5.48%
MGS-S Customer 3314	\$ 4,915.52	\$ 4,983.24	1.38%	\$ 1,130.05	\$ 1,229.75	8.82%
MGS-S Customer 3315	\$ 12,005.59	\$ 12,107.04	0.85%	\$ 2,067.16	\$ 2,205.19	6.68%
MGS-S Customer 3316	\$ 13,272.77	\$ 13,364.59	0.69%	\$ 2,220.28	\$ 2,335.42	5.19%
MGS-S Customer 3317	\$ 5,474.21	\$ 5,554.64	1.47%	\$ 1,706.19	\$ 1,814.14	6.33%

Internal Use

Customer	Bundled 8/23 Prices	Bundled 1/24 Prices	Bundled % Difference	Distribution 1/24 Prices	Distribution 8/24 Prices	Distribution % Difference
MGS-S Customer 3318	\$ 7,824.65	\$ 7,902.40	0.99%	\$ 1,583.26	\$ 1,689.35	6.70%
MGS-S Customer 3319	\$ 12,421.94	\$ 12,497.73	0.61%	\$ 1,493.50	\$ 1,598.23	7.01%
MGS-S Customer 3320	\$ 11,662.27	\$ 11,753.58	0.78%	\$ 1,608.00	\$ 1,739.48	8.18%
MGS-S Customer 3321	\$ 12,776.18	\$ 12,870.16	0.74%	\$ 1,729.55	\$ 1,862.80	7.70%
MGS-S Customer 3322	\$ 87,085.87	\$ 87,515.31	0.49%	\$ 16,405.71	\$ 16,917.25	3.12%
MGS-S Customer 3323	\$ 19,950.85	\$ 20,044.52	0.47%	\$ 2,304.03	\$ 2,420.37	5.05%
MGS-S Customer 3324	\$ 12,859.30	\$ 12,938.69	0.62%	\$ 1,657.09	\$ 1,764.19	6.46%
MGS-S Customer 3325	\$ 20,065.61	\$ 20,176.74	0.55%	\$ 2,507.69	\$ 2,652.12	5.76%
MGS-S Customer 3326	\$ 20,537.93	\$ 20,649.36	0.54%	\$ 3,105.83	\$ 3,233.42	4.11%
MGS-S Customer 3327	\$ 28,074.89	\$ 28,174.85	0.36%	\$ 2,588.89	\$ 2,709.29	4.65%
MGS-S Customer 3328	\$ 8,308.83	\$ 8,386.26	0.93%	\$ 1,573.48	\$ 1,679.75	6.75%
MGS-S Customer 3329	\$ 10,925.25	\$ 11,023.01	0.89%	\$ 1,901.08	\$ 2,036.78	7.14%
MGS-S Customer 3330	\$ 22,844.91	\$ 22,961.71	0.51%	\$ 2,764.54	\$ 2,912.65	5.36%
MGS-S Customer 3331	\$ 18,742.86	\$ 18,831.96	0.48%	\$ 2,097.07	\$ 2,210.46	5.41%
MGS-S Customer 3332	\$ 284,160.99	\$ 284,715.07	0.19%	\$ 22,575.96	\$ 23,006.89	1.91%
MGS-S Customer 3333	\$ 194,404.44	\$ 194,945.03	0.28%	\$ 21,949.90	\$ 22,377.95	1.95%
MGS-S Customer 3334	\$ 10,705.05	\$ 10,800.13	0.89%	\$ 1,781.49	\$ 1,915.64	7.53%
MGS-S Customer 3335	\$ 4,450.78	\$ 4,529.14	1.76%	\$ 1,022.73	\$ 1,145.92	12.05%
MGS-S Customer 3336	\$ 16,719.26	\$ 16,817.57	0.59%	\$ 2,519.43	\$ 2,639.20	4.75%
MGS-S Customer 3337	\$ 15,881.67	\$ 15,992.38	0.70%	\$ 2,489.86	\$ 2,634.11	5.79%
MGS-S Customer 3338	\$ 22,161.16	\$ 22,283.59	0.55%	\$ 3,019.96	\$ 3,171.73	5.03%
MGS-S Customer 3339	\$ 9,008.20	\$ 9,086.68	0.87%	\$ 1,619.75	\$ 1,726.60	6.60%
MGS-S Customer 3340	\$ 12,322.02	\$ 12,420.06	0.80%	\$ 1,914.26	\$ 2,050.19	7.10%
MGS-S Customer 3341	\$ 53,349.01	\$ 53,554.65	0.39%	\$ 6,751.63	\$ 6,966.84	3.19%
MGS-S Customer 3342	\$ 63,797.35	\$ 63,978.22	0.28%	\$ 6,263.79	\$ 6,437.27	2.77%
MGS-S Customer 3343	\$ 9,363.88	\$ 9,421.19	0.61%	\$ 655.70	\$ 748.43	14.14%
MGS-S Customer 3344	\$ 40,167.38	\$ 40,340.47	0.43%	\$ 5,901.95	\$ 6,069.65	2.84%
MGS-S Customer 3345	\$ 13,131.00	\$ 13,206.97	0.58%	\$ 1,500.43	\$ 1,605.19	6.98%
MGS-S Customer 3346	\$ 8,031.24	\$ 8,103.83	0.90%	\$ 1,349.68	\$ 1,452.42	7.61%
MGS-S Customer 3347	\$ 117,157.30	\$ 117,475.51	0.27%	\$ 11,895.17	\$ 12,174.01	2.34%
MGS-S Customer 3348	\$ 35,316.43	\$ 35,496.91	0.51%	\$ 5,649.61	\$ 5,838.90	3.35%
MGS-S Customer 3349	\$ 17,184.50	\$ 17,280.63	0.56%	\$ 1,825.69	\$ 1,960.21	7.37%
MGS-S Customer 3350	\$ 37,160.53	\$ 37,263.84	0.28%	\$ 2,740.44	\$ 2,862.97	4.47%
MGS-S Customer 3351	\$ 21,561.10	\$ 21,678.18	0.54%	\$ 2,772.89	\$ 2,920.93	5.34%
MGS-S Customer 3352	\$ 42,448.47	\$ 42,701.46	0.60%	\$ 8,584.93	\$ 8,927.25	3.99%
MGS-S Customer 3353	\$ 28,432.35	\$ 28,563.53	0.46%	\$ 3,411.48	\$ 3,568.51	4.60%
MGS-S Customer 3354	\$ 29,698.15	\$ 29,832.57	0.45%	\$ 3,562.58	\$ 3,722.09	4.48%
MGS-S Customer 3355	\$ 42,489.49	\$ 42,638.63	0.35%	\$ 4,230.50	\$ 4,399.56	4.00%
MGS-S Customer 3356	\$ 850.14	\$ 922.90	8.56%	\$ 767.79	\$ 887.29	15.56%
MGS-S Customer 3357	\$ 28,116.31	\$ 28,233.18	0.42%	\$ 2,767.75	\$ 2,915.89	5.35%

Internal Use

Customer	Bundled 8/23 Prices	Bundled 1/24 Prices	Bundled % Difference	Distribution 1/24 Prices	Distribution 8/24 Prices	Distribution % Difference
MGS-S Customer 3358	\$ 2,514.35	\$ 2,589.76	3.00%	\$ 887.71	\$ 1,008.90	13.65%
MGS-S Customer 3359	\$ 3,357.95	\$ 3,437.42	2.37%	\$ 1,071.01	\$ 1,194.78	11.56%
MGS-S Customer 3360	\$ 14,433.71	\$ 14,549.33	0.80%	\$ 2,663.54	\$ 2,825.50	6.08%
MGS-S Customer 3361	\$ 31,764.32	\$ 31,923.06	0.50%	\$ 4,670.84	\$ 4,846.57	3.76%
MGS-S Customer 3362	\$ 1,176.56	\$ 1,250.04	6.25%	\$ 800.49	\$ 920.45	14.99%
MGS-S Customer 3363	\$ 20,548.65	\$ 20,691.27	0.69%	\$ 3,931.75	\$ 4,096.34	4.19%
MGS-S Customer 3364	\$ 33,735.17	\$ 33,863.52	0.38%	\$ 3,287.49	\$ 3,443.05	4.73%
MGS-S Customer 3365	\$ 194,741.48	\$ 195,155.50	0.21%	\$ 16,212.94	\$ 16,559.98	2.14%
MGS-S Customer 3366	\$ 11,604.14	\$ 11,701.44	0.84%	\$ 1,881.98	\$ 2,017.54	7.20%
MGS-S Customer 3367	\$ 32,006.90	\$ 32,141.82	0.42%	\$ 3,585.57	\$ 3,745.39	4.46%
MGS-S Customer 3368	\$ 18,422.65	\$ 18,521.93	0.54%	\$ 2,558.92	\$ 2,678.95	4.69%
MGS-S Customer 3369	\$ 14,042.06	\$ 14,122.83	0.58%	\$ 1,719.18	\$ 1,827.13	6.28%
MGS-S Customer 3370	\$ 15,958.37	\$ 16,074.88	0.73%	\$ 2,751.78	\$ 2,899.72	5.38%
MGS-S Customer 3371	\$ 16,658.73	\$ 16,773.02	0.69%	\$ 2,649.40	\$ 2,795.77	5.52%
MGS-S Customer 3372	\$ 18,952.22	\$ 19,075.55	0.65%	\$ 3,055.66	\$ 3,207.59	4.97%
MGS-S Customer 3373	\$ 1,214.56	\$ 1,274.15	4.91%	\$ 758.95	\$ 853.14	12.41%
MGS-S Customer 3374	\$ 17,004.25	\$ 17,120.11	0.68%	\$ 2,723.38	\$ 2,871.00	5.42%
MGS-S Customer 3375	\$ 10,616.48	\$ 10,707.65	0.86%	\$ 1,602.18	\$ 1,733.61	8.20%
MGS-S Customer 3376	\$ 11,990.07	\$ 12,094.54	0.87%	\$ 2,205.55	\$ 2,345.65	6.35%
MGS-S Customer 3377	\$ 12,537.23	\$ 12,642.39	0.84%	\$ 2,234.61	\$ 2,374.97	6.28%
MGS-S Customer 3378	\$ 7,903.42	\$ 7,989.01	1.08%	\$ 1,349.29	\$ 1,477.10	9.47%
MGS-S Customer 3379	\$ 15,726.50	\$ 15,828.01	0.65%	\$ 2,070.92	\$ 2,209.03	6.67%
MGS-S Customer 3380	\$ 14,261.60	\$ 14,369.54	0.76%	\$ 2,362.38	\$ 2,504.69	6.02%
MGS-S Customer 3381	\$ 11,800.67	\$ 11,883.18	0.70%	\$ 1,797.26	\$ 1,906.30	6.07%
MGS-S Customer 3382	\$ 46,206.51	\$ 46,418.85	0.46%	\$ 7,092.36	\$ 7,302.20	2.96%
MGS-S Customer 3383	\$ 19,146.75	\$ 19,244.31	0.51%	\$ 2,481.74	\$ 2,600.72	4.79%
MGS-S Customer 3384	\$ 63,989.31	\$ 64,248.23	0.40%	\$ 8,988.61	\$ 9,293.20	3.39%
MGS-S Customer 3385	\$ 36,304.90	\$ 36,416.33	0.31%	\$ 3,108.10	\$ 3,235.88	4.11%
MGS-S Customer 3386	\$ 11,286.90	\$ 11,362.76	0.67%	\$ 1,496.98	\$ 1,601.78	7.00%
MGS-S Customer 3387	\$ 9,924.78	\$ 10,034.75	1.11%	\$ 2,457.50	\$ 2,601.37	5.85%
MGS-S Customer 3388	\$ 12,268.55	\$ 12,353.13	0.69%	\$ 1,897.42	\$ 2,008.33	5.85%
MGS-S Customer 3389	\$ 13,755.81	\$ 13,851.03	0.69%	\$ 1,786.26	\$ 1,920.36	7.51%
MGS-S Customer 3390	\$ 22,890.84	\$ 22,986.63	0.42%	\$ 2,399.80	\$ 2,517.48	4.90%
MGS-S Customer 3391	\$ 19,560.28	\$ 19,675.02	0.59%	\$ 2,671.27	\$ 2,818.06	5.50%
MGS-S Customer 3392	\$ 18,834.52	\$ 18,932.17	0.52%	\$ 2,484.98	\$ 2,603.94	4.79%
MGS-S Customer 3393	\$ 13,181.93	\$ 13,287.87	0.80%	\$ 2,271.28	\$ 2,412.26	6.21%
MGS-S Customer 3394	\$ 30,101.80	\$ 30,208.95	0.36%	\$ 2,914.00	\$ 3,039.00	4.29%
MGS-S Customer 3395	\$ 14,509.81	\$ 14,596.09	0.59%	\$ 1,968.54	\$ 2,080.04	5.66%
MGS-S Customer 3396	\$ 10,899.14	\$ 10,998.32	0.91%	\$ 1,965.32	\$ 2,101.93	6.95%
MGS-S Customer 3397	\$ 14,953.58	\$ 15,035.86	0.55%	\$ 1,787.34	\$ 1,896.28	6.10%

Internal Use

Customer	Bundled 8/23 Prices	Bundled 1/24 Prices	Bundled % Difference	Distribution 1/24 Prices	Distribution 8/24 Prices	Distribution % Difference
MGS-S Customer 3398	\$ 9,652.25	\$ 9,726.42	0.77%	\$ 1,418.79	\$ 1,522.37	7.30%
MGS-S Customer 3399	\$ 17,430.12	\$ 17,543.34	0.65%	\$ 2,602.93	\$ 2,748.74	5.60%
MGS-S Customer 3400	\$ 22,807.83	\$ 22,904.95	0.43%	\$ 2,460.67	\$ 2,579.26	4.82%
MGS-S Customer 3401	\$ 31,154.39	\$ 31,285.50	0.42%	\$ 3,414.35	\$ 3,571.84	4.61%
MGS-S Customer 3402	\$ 16,311.96	\$ 16,400.79	0.54%	\$ 2,088.17	\$ 2,201.67	5.44%
MGS-S Customer 3403	\$ 37,764.11	\$ 37,877.64	0.30%	\$ 3,203.58	\$ 3,332.76	4.03%
MGS-S Customer 3404	\$ 16,491.11	\$ 16,608.83	0.71%	\$ 2,806.44	\$ 2,955.15	5.30%
MGS-S Customer 3405	\$ 32,488.49	\$ 32,638.51	0.46%	\$ 4,274.34	\$ 4,444.33	3.98%
MGS-S Customer 3406	\$ 8,486.12	\$ 8,579.45	1.10%	\$ 1,701.99	\$ 1,834.98	7.81%
MGS-S Customer 3407	\$ 8,172.50	\$ 8,248.73	0.93%	\$ 1,516.40	\$ 1,621.68	6.94%
MGS-S Customer 3408	\$ 19,369.75	\$ 19,464.38	0.49%	\$ 2,348.02	\$ 2,465.03	4.98%
MGS-S Customer 3409	\$ 5,456.49	\$ 5,543.19	1.59%	\$ 1,983.39	\$ 2,094.82	5.62%
MGS-S Customer 3410	\$ 20,224.35	\$ 20,348.99	0.62%	\$ 3,118.78	\$ 3,271.87	4.91%
MGS-S Customer 3411	\$ 50,314.66	\$ 50,482.27	0.33%	\$ 5,068.96	\$ 5,250.12	3.57%
MGS-S Customer 3412	\$ 14,422.12	\$ 14,522.75	0.70%	\$ 2,031.74	\$ 2,169.37	6.77%
MGS-S Customer 3413	\$ 6,777.71	\$ 6,863.77	1.27%	\$ 1,372.96	\$ 1,501.29	9.35%
MGS-S Customer 3414	\$ 65,975.52	\$ 66,169.96	0.29%	\$ 6,285.41	\$ 6,484.01	3.16%
MGS-S Customer 3415	\$ 19,366.72	\$ 19,478.77	0.58%	\$ 2,547.83	\$ 2,692.74	5.69%
MGS-S Customer 3416	\$ 31,094.51	\$ 31,209.10	0.37%	\$ 3,252.10	\$ 3,381.97	3.99%
MGS-S Customer 3417	\$ 6,585.37	\$ 6,656.14	1.07%	\$ 1,267.26	\$ 1,368.84	8.02%
MGS-S Customer 3418	\$ 30,909.51	\$ 31,048.78	0.45%	\$ 3,782.17	\$ 3,944.77	4.30%
MGS-S Customer 3419	\$ 17,012.12	\$ 17,119.97	0.63%	\$ 2,359.14	\$ 2,501.46	6.03%
MGS-S Customer 3420	\$ 7,039.10	\$ 7,108.68	0.99%	\$ 1,211.96	\$ 1,312.67	8.31%
MGS-S Customer 3421	\$ 21,052.31	\$ 21,174.81	0.58%	\$ 3,021.24	\$ 3,172.89	5.02%
MGS-S Customer 3422	\$ 54,066.97	\$ 54,241.23	0.32%	\$ 5,370.87	\$ 5,556.38	3.45%
MGS-S Customer 3423	\$ 48,867.15	\$ 49,010.54	0.29%	\$ 4,556.74	\$ 4,705.24	3.26%
MGS-S Customer 3424	\$ 20,843.77	\$ 20,956.53	0.54%	\$ 2,580.44	\$ 2,725.84	5.63%
MGS-S Customer 3425	\$ 12,538.07	\$ 12,635.85	0.78%	\$ 1,901.33	\$ 2,037.01	7.14%
MGS-S Customer 3426	\$ 17,946.78	\$ 18,041.92	0.53%	\$ 2,371.82	\$ 2,489.20	4.95%
MGS-S Customer 3427	\$ 12,023.54	\$ 12,128.84	0.88%	\$ 2,242.20	\$ 2,382.73	6.27%
MGS-S Customer 3428	\$ 43,776.90	\$ 43,968.61	0.44%	\$ 6,156.41	\$ 6,352.80	3.19%
MGS-S Customer 3429	\$ 10,631.80	\$ 10,722.97	0.86%	\$ 1,603.03	\$ 1,734.51	8.20%
MGS-S Customer 3430	\$ 56,429.05	\$ 56,612.89	0.33%	\$ 5,804.93	\$ 5,996.67	3.30%
MGS-S Customer 3431	\$ 9,098.33	\$ 9,173.89	0.83%	\$ 1,481.28	\$ 1,585.71	7.05%
MGS-S Customer 3432	\$ 7,418.62	\$ 7,505.16	1.17%	\$ 1,393.14	\$ 1,521.63	9.22%
MGS-S Customer 3433	\$ 7,426.17	\$ 7,523.36	1.31%	\$ 1,836.58	\$ 1,983.10	7.98%
MGS-S Customer 3434	\$ 4,747.00	\$ 4,840.19	1.96%	\$ 1,693.37	\$ 1,826.07	7.84%
MGS-S Customer 3435	\$ 11,972.52	\$ 12,046.32	0.62%	\$ 1,402.69	\$ 1,506.07	7.37%
MGS-S Customer 3436	\$ 285,882.64	\$ 286,485.87	0.21%	\$ 24,806.15	\$ 25,269.20	1.87%
MGS-S Customer 3437	\$ 8,878.70	\$ 8,965.92	0.98%	\$ 1,423.60	\$ 1,552.50	9.05%

Internal Use

Customer	Bundled 8/23 Prices	Bundled 1/24 Prices	Bundled % Difference	Distribution 1/24 Prices	Distribution 8/24 Prices	Distribution % Difference
MGS-S Customer 3438	\$ 63,428.72	\$ 63,629.54	0.32%	\$ 6,566.94	\$ 6,769.04	3.08%
MGS-S Customer 3439	\$ 7,680.02	\$ 7,746.86	0.87%	\$ 1,086.10	\$ 1,184.90	9.10%
MGS-S Customer 3440	\$ 22,388.69	\$ 22,500.03	0.50%	\$ 2,515.96	\$ 2,660.44	5.74%
MGS-S Customer 3441	\$ 16,839.02	\$ 16,927.06	0.52%	\$ 2,048.07	\$ 2,160.70	5.50%
MGS-S Customer 3442	\$ 30,481.10	\$ 30,597.10	0.38%	\$ 2,727.60	\$ 2,875.12	5.41%
MGS-S Customer 3443	\$ 78,150.45	\$ 78,356.26	0.26%	\$ 6,798.47	\$ 7,004.24	3.03%
MGS-S Customer 3444	\$ 43,306.63	\$ 43,503.18	0.45%	\$ 6,376.88	\$ 6,576.49	3.13%
MGS-S Customer 3445	\$ 18,705.17	\$ 18,810.56	0.56%	\$ 2,246.41	\$ 2,387.05	6.26%
MGS-S Customer 3446	\$ 58,582.41	\$ 58,778.56	0.33%	\$ 6,354.17	\$ 6,555.54	3.17%
MGS-S Customer 3447	\$ 17,209.20	\$ 17,313.11	0.60%	\$ 2,179.61	\$ 2,319.31	6.41%
MGS-S Customer 3448	\$ 19,463.02	\$ 19,575.09	0.58%	\$ 2,550.44	\$ 2,695.51	5.69%
MGS-S Customer 3449	\$ 10,343.70	\$ 10,432.66	0.86%	\$ 2,092.51	\$ 2,205.94	5.42%
MGS-S Customer 3450	\$ 8,949.86	\$ 9,032.09	0.92%	\$ 1,786.58	\$ 1,895.61	6.10%
MGS-S Customer 3451	\$ 48,688.67	\$ 48,837.61	0.31%	\$ 4,221.80	\$ 4,390.77	4.00%
MGS-S Customer 3452	\$ 9,853.02	\$ 9,949.69	0.98%	\$ 1,853.71	\$ 1,988.87	7.29%
MGS-S Customer 3453	\$ 164,528.90	\$ 164,856.22	0.20%	\$ 12,098.07	\$ 12,448.19	2.89%
MGS-S Customer 3454	\$ 21,215.85	\$ 21,315.47	0.47%	\$ 1,985.60	\$ 2,122.55	6.90%
MGS-S Customer 3455	\$ 13,988.53	\$ 14,073.16	0.60%	\$ 1,893.92	\$ 2,004.37	5.83%
MGS-S Customer 3456	\$ 24,655.28	\$ 24,798.21	0.58%	\$ 3,942.11	\$ 4,106.57	4.17%
MGS-S Customer 3457	\$ 11,273.42	\$ 11,371.25	0.87%	\$ 1,904.37	\$ 2,040.14	7.13%
MGS-S Customer 3458	\$ 11,129.17	\$ 11,224.95	0.86%	\$ 1,812.21	\$ 1,946.71	7.42%
MGS-S Customer 3459	\$ 10,625.63	\$ 10,704.04	0.74%	\$ 1,611.97	\$ 1,718.38	6.60%
MGS-S Customer 3460	\$ 8,507.89	\$ 8,594.72	1.02%	\$ 1,405.88	\$ 1,534.53	9.15%
MGS-S Customer 3461	\$ 123,227.91	\$ 123,605.45	0.31%	\$ 14,425.48	\$ 14,788.87	2.52%
MGS-S Customer 3462	\$ 17,148.36	\$ 17,257.88	0.64%	\$ 2,434.00	\$ 2,577.33	5.89%
MGS-S Customer 3463	\$ 303,302.68	\$ 303,835.51	0.18%	\$ 21,564.42	\$ 22,001.13	2.03%
MGS-S Customer 3464	\$ 29,017.83	\$ 29,140.38	0.42%	\$ 3,024.18	\$ 3,175.94	5.02%
MGS-S Customer 3465	\$ 37,382.43	\$ 37,508.83	0.34%	\$ 3,787.17	\$ 3,924.69	3.63%
MGS-S Customer 3466	\$ 9,776.92	\$ 9,852.42	0.77%	\$ 1,481.35	\$ 1,585.98	7.06%
MGS-S Customer 3467	\$ 35,437.24	\$ 35,560.20	0.35%	\$ 3,630.60	\$ 3,765.84	3.73%
MGS-S Customer 3468	\$ 113,440.36	\$ 113,696.63	0.23%	\$ 9,084.08	\$ 9,322.46	2.62%
MGS-S Customer 3469	\$ 107,372.08	\$ 107,648.38	0.26%	\$ 9,991.69	\$ 10,243.02	2.52%
MGS-S Customer 3470	\$ 4,148.78	\$ 4,215.95	1.62%	\$ 1,105.86	\$ 1,205.28	8.99%
MGS-S Customer 3471	\$ 10,044.91	\$ 10,120.48	0.75%	\$ 1,484.68	\$ 1,589.36	7.05%
MGS-S Customer 3472	\$ 50,899.39	\$ 51,052.66	0.30%	\$ 4,416.94	\$ 4,588.66	3.89%
MGS-S Customer 3473	\$ 6,763.85	\$ 6,859.35	1.41%	\$ 1,799.76	\$ 1,934.11	7.46%
MGS-S Customer 3474	\$ 64,739.05	\$ 64,900.87	0.25%	\$ 4,801.73	\$ 4,978.76	3.69%
MGS-S Customer 3475	\$ 32,682.68	\$ 32,823.05	0.43%	\$ 3,834.21	\$ 3,997.74	4.27%
MGS-S Customer 3476	\$ 75,382.15	\$ 75,594.10	0.28%	\$ 7,080.24	\$ 7,290.30	2.97%
MGS-S Customer 3477	\$ 16,414.92	\$ 16,525.23	0.67%	\$ 2,471.35	\$ 2,615.34	5.83%

Internal Use

Customer	Bundled 8/23 Prices	Bundled 1/24 Prices	Bundled % Difference	Distribution 1/24 Prices	Distribution 8/24 Prices	Distribution % Difference
MGS-S Customer 3478	\$ 12,649.58	\$ 12,762.31	0.89%	\$ 2,580.11	\$ 2,725.60	5.64%
MGS-S Customer 3479	\$ 16,993.11	\$ 17,079.26	0.51%	\$ 1,962.93	\$ 2,074.39	5.68%
MGS-S Customer 3480	\$ 18,718.08	\$ 18,813.32	0.51%	\$ 2,375.41	\$ 2,492.77	4.94%
MGS-S Customer 3481	\$ 14,279.51	\$ 14,396.08	0.82%	\$ 2,755.09	\$ 2,903.11	5.37%
MGS-S Customer 3482	\$ 48,332.35	\$ 48,463.50	0.27%	\$ 4,002.10	\$ 4,142.67	3.51%
MGS-S Customer 3483	\$ 16,793.68	\$ 16,898.28	0.62%	\$ 2,211.80	\$ 2,352.00	6.34%
MGS-S Customer 3484	\$ 52,690.86	\$ 52,869.77	0.34%	\$ 5,577.78	\$ 5,765.99	3.37%
MGS-S Customer 3485	\$ 28,399.20	\$ 28,517.32	0.42%	\$ 3,411.55	\$ 3,543.70	3.87%
MGS-S Customer 3486	\$ 27,378.85	\$ 27,505.15	0.46%	\$ 3,195.37	\$ 3,349.64	4.83%
MGS-S Customer 3487	\$ 15,488.76	\$ 15,591.85	0.67%	\$ 2,143.42	\$ 2,282.68	6.50%
MGS-S Customer 3488	\$ 32,006.72	\$ 32,140.89	0.42%	\$ 3,550.71	\$ 3,709.96	4.49%
MGS-S Customer 3489	\$ 5,285.15	\$ 5,367.46	1.56%	\$ 1,200.86	\$ 1,326.55	10.47%
MGS-S Customer 3490	\$ 18,867.94	\$ 18,961.10	0.49%	\$ 2,280.48	\$ 2,396.46	5.09%
MGS-S Customer 3491	\$ 2,107.19	\$ 2,184.88	3.69%	\$ 990.49	\$ 1,113.13	12.38%
MGS-S Customer 3492	\$ 43,855.82	\$ 44,003.28	0.34%	\$ 4,153.05	\$ 4,320.93	4.04%
MGS-S Customer 3493	\$ 6,052.75	\$ 6,135.77	1.37%	\$ 1,820.87	\$ 1,930.28	6.01%
MGS-S Customer 3494	\$ 8,257.91	\$ 8,332.65	0.91%	\$ 1,447.89	\$ 1,552.11	7.20%
MGS-S Customer 3495	\$ 11,815.93	\$ 11,898.55	0.70%	\$ 1,802.74	\$ 1,911.88	6.05%
MGS-S Customer 3496	\$ 20,895.51	\$ 21,016.31	0.58%	\$ 2,945.64	\$ 3,096.31	5.12%
MGS-S Customer 3497	\$ 13,226.35	\$ 13,326.57	0.76%	\$ 2,014.09	\$ 2,151.54	6.82%
MGS-S Customer 3498	\$ 19,531.41	\$ 19,639.15	0.55%	\$ 2,354.31	\$ 2,496.56	6.04%
MGS-S Customer 3499	\$ 49,039.63	\$ 49,224.20	0.38%	\$ 5,833.60	\$ 6,025.44	3.29%
MGS-S Customer 3500	\$ 5,977.29	\$ 6,051.89	1.25%	\$ 1,444.28	\$ 1,548.63	7.23%
MGS-S Customer 3501	\$ 12,860.95	\$ 12,948.17	0.68%	\$ 2,011.46	\$ 2,123.62	5.58%
MGS-S Customer 3502	\$ 12,964.51	\$ 13,045.02	0.62%	\$ 1,707.00	\$ 1,814.79	6.31%
MGS-S Customer 3503	\$ 3,773.13	\$ 3,850.38	2.05%	\$ 1,556.57	\$ 1,661.99	6.77%
MGS-S Customer 3504	\$ 77,767.72	\$ 78,003.86	0.30%	\$ 8,172.52	\$ 8,397.91	2.76%
MGS-S Customer 3505	\$ 36,534.89	\$ 36,695.28	0.44%	\$ 4,741.00	\$ 4,917.65	3.73%
MGS-S Customer 3506	\$ 13,077.00	\$ 13,172.33	0.73%	\$ 1,790.32	\$ 1,924.44	7.49%
MGS-S Customer 3507	\$ 49,325.85	\$ 49,559.24	0.47%	\$ 7,817.51	\$ 8,110.86	3.75%
MGS-S Customer 3508	\$ 10,227.27	\$ 10,301.47	0.73%	\$ 1,421.64	\$ 1,525.38	7.30%
MGS-S Customer 3509	\$ 44,313.72	\$ 44,505.63	0.43%	\$ 6,161.08	\$ 6,357.21	3.18%
MGS-S Customer 3510	\$ 18,318.35	\$ 18,412.36	0.51%	\$ 2,319.24	\$ 2,435.79	5.03%
MGS-S Customer 3511	\$ 11,576.35	\$ 11,668.63	0.80%	\$ 1,653.77	\$ 1,786.02	8.00%
MGS-S Customer 3512	\$ 7,121.02	\$ 7,208.51	1.23%	\$ 1,436.30	\$ 1,565.43	8.99%
MGS-S Customer 3513	\$ 10,941.26	\$ 11,014.61	0.67%	\$ 1,382.80	\$ 1,485.94	7.46%
MGS-S Customer 3514	\$ 8,659.17	\$ 8,747.58	1.02%	\$ 1,477.98	\$ 1,607.71	8.78%
MGS-S Customer 3515	\$ 10,282.10	\$ 10,376.02	0.91%	\$ 1,728.04	\$ 1,861.35	7.71%
MGS-S Customer 3516	\$ 22,595.07	\$ 22,724.03	0.57%	\$ 3,317.21	\$ 3,473.34	4.71%
MGS-S Customer 3517	\$ 211,122.77	\$ 211,227.63	0.05%	\$ 2,185.46	\$ 2,335.58	6.87%

Internal Use

Customer	Bundled 8/23 Prices	Bundled 1/24 Prices	Bundled % Difference	Distribution 1/24 Prices	Distribution 8/24 Prices	Distribution % Difference
MGS-S Customer 3518	\$ 4,136.25	\$ 4,214.87	1.90%	\$ 1,032.64	\$ 1,155.87	11.93%
MGS-S Customer 3519	\$ 15,477.57	\$ 15,602.05	0.80%	\$ 3,111.91	\$ 3,264.94	4.92%
MGS-S Customer 3520	\$ 23,548.57	\$ 23,645.17	0.41%	\$ 2,437.08	\$ 2,555.33	4.85%
MGS-S Customer 3521	\$ 6,469.28	\$ 6,562.88	1.45%	\$ 1,714.30	\$ 1,847.47	7.77%
MGS-S Customer 3522	\$ 15,549.66	\$ 15,633.48	0.54%	\$ 1,857.37	\$ 1,967.32	5.92%
MGS-S Customer 3523	\$ 12,250.94	\$ 12,335.66	0.69%	\$ 1,898.23	\$ 2,008.75	5.82%
MGS-S Customer 3524	\$ 8,845.63	\$ 8,942.55	1.10%	\$ 1,864.17	\$ 1,999.43	7.26%
MGS-S Customer 3525	\$ 62,813.01	\$ 62,984.90	0.27%	\$ 5,260.94	\$ 5,444.71	3.49%
MGS-S Customer 3526	\$ 1,832.92	\$ 1,906.18	4.00%	\$ 790.50	\$ 910.32	15.16%
MGS-S Customer 3527	\$ 12,058.43	\$ 12,150.60	0.76%	\$ 1,651.59	\$ 1,784.01	8.02%
MGS-S Customer 3528	\$ 14,020.40	\$ 14,103.77	0.59%	\$ 1,838.24	\$ 1,947.98	5.97%
MGS-S Customer 3529	\$ 33,445.57	\$ 33,588.33	0.43%	\$ 3,936.12	\$ 4,100.65	4.18%
MGS-S Customer 3530	\$ 17,290.95	\$ 17,400.95	0.64%	\$ 2,456.50	\$ 2,600.24	5.85%
MGS-S Customer 3531	\$ 11,452.12	\$ 11,540.08	0.77%	\$ 1,458.11	\$ 1,587.57	8.88%
MGS-S Customer 3532	\$ 6,453.72	\$ 6,537.43	1.30%	\$ 1,264.93	\$ 1,391.59	10.01%
MGS-S Customer 3533	\$ 12,606.02	\$ 12,695.95	0.71%	\$ 2,134.04	\$ 2,247.91	5.34%
MGS-S Customer 3534	\$ 28,923.64	\$ 29,050.85	0.44%	\$ 3,236.97	\$ 3,391.85	4.78%
MGS-S Customer 3535	\$ 31,769.22	\$ 31,909.18	0.44%	\$ 3,810.76	\$ 3,973.59	4.27%
MGS-S Customer 3536	\$ 9,805.16	\$ 9,898.16	0.95%	\$ 1,686.35	\$ 1,819.06	7.87%
MGS-S Customer 3537	\$ 61,436.98	\$ 61,575.28	0.23%	\$ 4,325.90	\$ 4,471.10	3.36%
MGS-S Customer 3538	\$ 10,574.99	\$ 10,671.89	0.92%	\$ 1,862.21	\$ 1,997.39	7.26%
MGS-S Customer 3539	\$ 34,485.55	\$ 34,636.94	0.44%	\$ 4,335.48	\$ 4,506.29	3.94%
MGS-S Customer 3540	\$ 16,891.25	\$ 16,996.34	0.62%	\$ 2,233.13	\$ 2,373.60	6.29%
MGS-S Customer 3541	\$ 11,075.51	\$ 11,160.46	0.77%	\$ 1,908.44	\$ 2,019.09	5.80%
MGS-S Customer 3542	\$ 14,131.69	\$ 14,233.57	0.72%	\$ 2,087.93	\$ 2,226.32	6.63%
MGS-S Customer 3543	\$ 8,298.98	\$ 8,369.01	0.84%	\$ 1,230.84	\$ 1,331.72	8.20%
MGS-S Customer 3544	\$ 10,664.04	\$ 10,766.62	0.96%	\$ 2,119.89	\$ 2,258.77	6.55%
MGS-S Customer 3545	\$ 8,697.32	\$ 8,785.10	1.01%	\$ 1,449.08	\$ 1,578.35	8.92%
MGS-S Customer 3546	\$ 19,339.64	\$ 19,442.45	0.53%	\$ 2,129.97	\$ 2,268.97	6.53%
MGS-S Customer 3547	\$ 96,244.80	\$ 96,459.35	0.22%	\$ 7,195.12	\$ 7,406.59	2.94%
MGS-S Customer 3548	\$ 45,113.52	\$ 45,254.42	0.31%	\$ 3,856.52	\$ 4,020.24	4.25%
MGS-S Customer 3549	\$ 19,452.66	\$ 19,563.32	0.57%	\$ 2,485.17	\$ 2,629.19	5.80%
MGS-S Customer 3550	\$ 1,753.79	\$ 1,826.59	4.15%	\$ 769.82	\$ 889.35	15.53%
MGS-S Customer 3551	\$ 13,512.40	\$ 13,608.31	0.71%	\$ 1,816.78	\$ 1,951.26	7.40%
MGS-S Customer 3552	\$ 19,235.61	\$ 19,343.63	0.56%	\$ 2,366.59	\$ 2,508.98	6.02%
MGS-S Customer 3553	\$ 32,048.44	\$ 32,152.56	0.32%	\$ 2,776.86	\$ 2,899.90	4.43%
MGS-S Customer 3554	\$ 8,012.98	\$ 8,088.92	0.95%	\$ 1,500.98	\$ 1,605.87	6.99%
MGS-S Customer 3555	\$ 20,548.86	\$ 20,664.69	0.56%	\$ 2,714.88	\$ 2,861.87	5.41%
MGS-S Customer 3556	\$ 12,948.26	\$ 13,039.98	0.71%	\$ 2,219.77	\$ 2,335.16	5.20%
MGS-S Customer 3557	\$ 5,730.96	\$ 5,801.35	1.23%	\$ 1,251.59	\$ 1,353.07	8.11%

Internal Use

Customer	Bundled 8/23 Prices	Bundled 1/24 Prices	Bundled % Difference	Distribution 1/24 Prices	Distribution 8/24 Prices	Distribution % Difference
MGS-S Customer 3558	\$ 6,374.59	\$ 6,441.84	1.05%	\$ 1,106.06	\$ 1,205.23	8.97%
MGS-S Customer 3559	\$ 12,754.05	\$ 12,843.03	0.70%	\$ 2,097.43	\$ 2,211.25	5.43%
MGS-S Customer 3560	\$ 219,764.66	\$ 219,884.47	0.05%	\$ 2,893.41	\$ 3,042.84	5.16%
MGS-S Customer 3561	\$ 43,142.79	\$ 43,263.70	0.28%	\$ 3,537.64	\$ 3,671.56	3.79%
MGS-S Customer 3562	\$ 26,600.51	\$ 26,728.09	0.48%	\$ 3,253.13	\$ 3,408.21	4.77%
MGS-S Customer 3563	\$ 11,147.04	\$ 11,246.79	0.89%	\$ 1,992.87	\$ 2,130.01	6.88%
MGS-S Customer 3564	\$ 29,072.10	\$ 29,191.06	0.41%	\$ 2,861.74	\$ 3,011.20	5.22%
MGS-S Customer 3565	\$ 11,973.62	\$ 12,073.25	0.83%	\$ 1,986.16	\$ 2,123.14	6.90%
MGS-S Customer 3566	\$ 139,957.65	\$ 140,328.28	0.26%	\$ 14,258.35	\$ 14,570.11	2.19%
MGS-S Customer 3567	\$ 5,694.83	\$ 5,769.57	1.31%	\$ 1,445.19	\$ 1,549.18	7.20%
MGS-S Customer 3568	\$ 28,476.78	\$ 28,599.26	0.43%	\$ 3,022.04	\$ 3,173.80	5.02%
MGS-S Customer 3569	\$ 15,368.29	\$ 15,476.00	0.70%	\$ 2,352.22	\$ 2,494.43	6.05%
MGS-S Customer 3570	\$ 15,055.09	\$ 15,138.07	0.55%	\$ 1,819.63	\$ 1,929.03	6.01%
MGS-S Customer 3571	\$ 25,033.37	\$ 25,167.49	0.54%	\$ 3,549.01	\$ 3,708.29	4.49%
MGS-S Customer 3572	\$ 8,414.08	\$ 8,518.33	1.24%	\$ 2,195.75	\$ 2,335.71	6.37%
MGS-S Customer 3573	\$ 12,884.48	\$ 12,982.91	0.76%	\$ 1,930.76	\$ 2,066.86	7.05%
MGS-S Customer 3574	\$ 16,728.75	\$ 16,812.97	0.50%	\$ 1,876.45	\$ 1,986.73	5.88%
MGS-S Customer 3575	\$ 26,585.56	\$ 26,692.86	0.40%	\$ 2,923.14	\$ 3,048.43	4.29%
MGS-S Customer 3576	\$ 34,802.28	\$ 34,983.96	0.52%	\$ 5,702.09	\$ 5,891.99	3.33%
MGS-S Customer 3577	\$ 12,098.98	\$ 12,180.81	0.68%	\$ 1,767.80	\$ 1,876.50	6.15%
MGS-S Customer 3578	\$ 10,340.69	\$ 10,430.76	0.87%	\$ 1,552.10	\$ 1,682.82	8.42%
MGS-S Customer 3579	\$ 38,208.67	\$ 38,313.53	0.27%	\$ 2,811.33	\$ 2,934.92	4.40%
MGS-S Customer 3580	\$ 19,301.65	\$ 19,408.07	0.55%	\$ 2,293.74	\$ 2,435.10	6.16%
MGS-S Customer 3581	\$ 4,486.93	\$ 4,568.87	1.83%	\$ 1,182.73	\$ 1,308.08	10.60%
MGS-S Customer 3582	\$ 18,831.28	\$ 18,925.98	0.50%	\$ 2,350.46	\$ 2,467.46	4.98%
MGS-S Customer 3583	\$ 5,003.63	\$ 5,071.34	1.35%	\$ 1,129.80	\$ 1,229.51	8.83%
MGS-S Customer 3584	\$ 27,556.37	\$ 27,685.45	0.47%	\$ 3,321.68	\$ 3,477.79	4.70%
MGS-S Customer 3585	\$ 160,155.83	\$ 160,642.58	0.30%	\$ 19,452.76	\$ 19,864.60	2.12%
MGS-S Customer 3586	\$ 19,075.50	\$ 19,180.01	0.55%	\$ 2,207.13	\$ 2,347.25	6.35%
MGS-S Customer 3587	\$ 12,422.30	\$ 12,501.23	0.64%	\$ 1,636.22	\$ 1,743.01	6.53%
MGS-S Customer 3588	\$ 7,028.92	\$ 7,103.03	1.05%	\$ 1,419.90	\$ 1,523.77	7.32%
MGS-S Customer 3589	\$ 8,471.79	\$ 8,546.55	0.88%	\$ 1,448.51	\$ 1,552.70	7.19%
MGS-S Customer 3590	\$ 4,104.66	\$ 4,186.19	1.99%	\$ 1,753.22	\$ 1,861.66	6.19%
MGS-S Customer 3591	\$ 2,440.20	\$ 2,502.81	2.57%	\$ 898.18	\$ 994.53	10.73%
MGS-S Customer 3592	\$ 22,288.21	\$ 22,380.60	0.41%	\$ 2,245.39	\$ 2,360.87	5.14%
MGS-S Customer 3593	\$ 35,479.37	\$ 35,631.71	0.43%	\$ 4,294.17	\$ 4,490.08	4.56%
MGS-S Customer 3594	\$ 4,692.58	\$ 4,759.34	1.42%	\$ 1,086.54	\$ 1,185.60	9.12%
MGS-S Customer 3595	\$ 24,367.02	\$ 24,487.95	0.50%	\$ 2,882.03	\$ 3,053.82	5.96%
MGS-S Customer 3596	\$ 22,172.70	\$ 22,290.71	0.53%	\$ 2,819.31	\$ 2,968.18	5.28%
MGS-S Customer 3597	\$ 8,669.80	\$ 8,752.29	0.95%	\$ 1,796.96	\$ 1,906.03	6.07%

Internal Use

Customer	Bundled 8/23 Prices	Bundled 1/24 Prices	Bundled % Difference	Distribution 1/24 Prices	Distribution 8/24 Prices	Distribution % Difference
MGS-S Customer 3598	\$ 77,899.93	\$ 78,102.64	0.26%	\$ 6,652.88	\$ 6,856.22	3.06%
MGS-S Customer 3599	\$ 38,725.64	\$ 38,865.07	0.36%	\$ 3,787.66	\$ 3,950.22	4.29%
MGS-S Customer 3600	\$ 9,078.36	\$ 9,152.40	0.82%	\$ 1,413.52	\$ 1,517.07	7.33%
MGS-S Customer 3601	\$ 7,127.38	\$ 7,196.00	0.96%	\$ 1,171.47	\$ 1,271.81	8.57%
MGS-S Customer 3602	\$ 19,087.03	\$ 19,189.35	0.54%	\$ 2,695.51	\$ 2,817.41	4.52%
MGS-S Customer 3603	\$ 24,558.52	\$ 24,659.58	0.41%	\$ 2,638.78	\$ 2,759.90	4.59%
MGS-S Customer 3604	\$ 13,463.89	\$ 13,560.88	0.72%	\$ 1,866.60	\$ 2,001.87	7.25%
MGS-S Customer 3605	\$ 103,678.62	\$ 103,975.48	0.29%	\$ 10,930.06	\$ 11,195.30	2.43%
MGS-S Customer 3606	\$ 20,730.85	\$ 20,841.29	0.53%	\$ 2,475.74	\$ 2,619.70	5.81%
MGS-S Customer 3607	\$ 15,035.63	\$ 15,132.33	0.64%	\$ 2,446.94	\$ 2,565.70	4.85%
MGS-S Customer 3608	\$ 23,920.97	\$ 24,020.08	0.41%	\$ 2,553.60	\$ 2,673.72	4.70%
MGS-S Customer 3609	\$ 75,371.57	\$ 75,588.04	0.29%	\$ 7,284.79	\$ 7,497.75	2.92%
MGS-S Customer 3610	\$ 29,071.92	\$ 29,186.95	0.40%	\$ 2,683.98	\$ 2,830.92	5.47%
MGS-S Customer 3611	\$ 76,870.57	\$ 77,122.05	0.33%	\$ 8,870.43	\$ 9,106.00	2.66%
MGS-S Customer 3612	\$ 25,658.86	\$ 25,780.46	0.47%	\$ 2,980.92	\$ 3,132.03	5.07%
MGS-S Customer 3613	\$ 14,325.85	\$ 14,430.71	0.73%	\$ 2,223.70	\$ 2,364.08	6.31%
MGS-S Customer 3614	\$ 1,744.46	\$ 1,805.64	3.51%	\$ 830.40	\$ 925.59	11.46%
MGS-S Customer 3615	\$ 19,090.72	\$ 19,195.46	0.55%	\$ 2,217.25	\$ 2,357.46	6.32%
MGS-S Customer 3616	\$ 20,780.49	\$ 20,888.57	0.52%	\$ 2,369.05	\$ 2,511.50	6.01%
MGS-S Customer 3617	\$ 20,136.30	\$ 20,242.25	0.53%	\$ 2,272.37	\$ 2,413.41	6.21%
MGS-S Customer 3618	\$ 3,868.66	\$ 3,932.40	1.65%	\$ 945.90	\$ 1,042.72	10.24%
MGS-S Customer 3619	\$ 7,155.97	\$ 7,237.12	1.13%	\$ 1,737.06	\$ 1,845.36	6.23%
MGS-S Customer 3620	\$ 8,915.93	\$ 9,016.16	1.12%	\$ 2,012.63	\$ 2,149.91	6.82%
MGS-S Customer 3621	\$ 31,317.31	\$ 31,493.09	0.56%	\$ 5,439.39	\$ 5,625.88	3.43%
MGS-S Customer 3622	\$ 483.84	\$ 538.56	11.31%	\$ 538.56	\$ 629.64	16.91%
MGS-S Customer 3623	\$ 24,957.19	\$ 25,079.47	0.49%	\$ 3,010.39	\$ 3,161.86	5.03%
MGS-S Customer 3624	\$ 39,769.99	\$ 39,919.80	0.38%	\$ 4,843.81	\$ 4,996.13	3.14%
MGS-S Customer 3625	\$ 17,833.63	\$ 17,940.61	0.60%	\$ 2,318.85	\$ 2,460.53	6.11%
MGS-S Customer 3626	\$ 108,956.19	\$ 109,164.71	0.19%	\$ 7,508.87	\$ 7,699.59	2.54%
MGS-S Customer 3627	\$ 9,864.77	\$ 9,939.88	0.76%	\$ 1,462.89	\$ 1,567.23	7.13%
MGS-S Customer 3628	\$ 16,691.80	\$ 16,800.46	0.65%	\$ 2,392.12	\$ 2,534.67	5.96%
MGS-S Customer 3629	\$ 84,794.70	\$ 85,003.13	0.25%	\$ 6,916.57	\$ 7,123.98	3.00%
MGS-S Customer 3630	\$ 9,955.68	\$ 10,037.77	0.82%	\$ 1,782.01	\$ 1,891.07	6.12%
MGS-S Customer 3631	\$ 38,115.96	\$ 38,254.29	0.36%	\$ 3,624.67	\$ 3,821.25	5.42%
MGS-S Customer 3632	\$ 17,913.52	\$ 18,013.99	0.56%	\$ 2,611.06	\$ 2,731.74	4.62%
MGS-S Customer 3633	\$ 17,117.37	\$ 17,230.74	0.66%	\$ 2,611.26	\$ 2,757.33	5.59%
MGS-S Customer 3634	\$ 30,727.49	\$ 30,850.55	0.40%	\$ 3,635.74	\$ 3,771.11	3.72%
MGS-S Customer 3635	\$ 60,492.23	\$ 60,662.37	0.28%	\$ 5,182.57	\$ 5,365.27	3.53%
MGS-S Customer 3636	\$ 27,104.99	\$ 27,243.22	0.51%	\$ 3,737.30	\$ 3,899.43	4.34%
MGS-S Customer 3637	\$ 11,093.62	\$ 11,193.04	0.90%	\$ 1,977.68	\$ 2,114.59	6.92%

Internal Use

Customer	Bundled 8/23 Prices	Bundled 1/24 Prices	Bundled % Difference	Distribution 1/24 Prices	Distribution 8/24 Prices	Distribution % Difference
MGS-S Customer 3638	\$ 34,663.28	\$ 34,778.55	0.33%	\$ 2,695.06	\$ 2,842.16	5.46%
MGS-S Customer 3639	\$ 15,080.08	\$ 15,179.56	0.66%	\$ 1,979.90	\$ 2,116.81	6.91%
MGS-S Customer 3640	\$ 9,011.38	\$ 9,100.00	0.98%	\$ 1,487.26	\$ 1,617.08	8.73%
MGS-S Customer 3641	\$ 77,524.65	\$ 77,741.06	0.28%	\$ 7,285.16	\$ 7,498.35	2.93%
MGS-S Customer 3642	\$ 30,307.93	\$ 30,432.76	0.41%	\$ 3,128.77	\$ 3,282.09	4.90%
MGS-S Customer 3643	\$ 129,651.42	\$ 129,988.74	0.26%	\$ 12,761.14	\$ 13,052.36	2.28%
MGS-S Customer 3644	\$ 129,651.07	\$ 129,901.00	0.19%	\$ 8,782.60	\$ 9,021.67	2.72%
MGS-S Customer 3645	\$ 61,501.14	\$ 61,802.86	0.49%	\$ 10,578.84	\$ 11,019.25	4.16%
MGS-S Customer 3646	\$ 11,651.75	\$ 11,729.38	0.67%	\$ 1,576.73	\$ 1,682.65	6.72%
MGS-S Customer 3647	\$ 34,045.17	\$ 34,195.84	0.44%	\$ 4,299.85	\$ 4,469.92	3.96%
MGS-S Customer 3648	\$ 30,856.91	\$ 30,993.28	0.44%	\$ 3,650.44	\$ 3,811.14	4.40%
MGS-S Customer 3649	\$ 17,043.82	\$ 17,131.00	0.51%	\$ 2,008.98	\$ 2,121.06	5.58%
MGS-S Customer 3650	\$ 14,458.46	\$ 14,553.21	0.66%	\$ 1,764.50	\$ 1,898.28	7.58%
MGS-S Customer 3651	\$ 13,211.44	\$ 13,310.53	0.75%	\$ 1,961.64	\$ 2,098.24	6.96%
MGS-S Customer 3652	\$ 7,942.17	\$ 8,030.88	1.12%	\$ 1,490.96	\$ 1,620.80	8.71%
MGS-S Customer 3653	\$ 17,453.55	\$ 17,563.18	0.63%	\$ 2,436.52	\$ 2,579.71	5.88%
MGS-S Customer 3654	\$ 8,508.41	\$ 8,591.46	0.98%	\$ 1,822.96	\$ 1,932.44	6.01%
MGS-S Customer 3655	\$ 12,188.50	\$ 12,284.68	0.79%	\$ 1,829.52	\$ 1,964.23	7.36%
MGS-S Customer 3656	\$ 8,822.34	\$ 8,903.11	0.92%	\$ 1,719.84	\$ 1,827.84	6.28%
MGS-S Customer 3657	\$ 10,905.80	\$ 11,004.71	0.91%	\$ 1,953.84	\$ 2,090.36	6.99%
MGS-S Customer 3658	\$ 14,011.23	\$ 14,112.73	0.72%	\$ 2,071.56	\$ 2,209.78	6.67%
MGS-S Customer 3659	\$ 8,547.97	\$ 8,630.92	0.97%	\$ 1,817.72	\$ 1,927.07	6.02%
MGS-S Customer 3660	\$ 21,403.33	\$ 21,512.61	0.51%	\$ 3,009.21	\$ 3,135.48	4.20%
MGS-S Customer 3661	\$ 26,105.69	\$ 26,210.44	0.40%	\$ 2,806.07	\$ 2,929.56	4.40%
MGS-S Customer 3662	\$ 10,250.63	\$ 10,328.96	0.76%	\$ 1,608.67	\$ 1,715.05	6.61%
MGS-S Customer 3663	\$ 16,036.49	\$ 16,147.84	0.69%	\$ 2,519.82	\$ 2,664.57	5.74%
MGS-S Customer 3664	\$ 10,786.03	\$ 10,883.00	0.90%	\$ 1,863.20	\$ 1,998.22	7.25%
MGS-S Customer 3665	\$ 32,897.98	\$ 33,018.58	0.37%	\$ 2,935.57	\$ 3,086.06	5.13%
MGS-S Customer 3666	\$ 13,005.14	\$ 13,092.30	0.67%	\$ 2,008.86	\$ 2,120.97	5.58%
MGS-S Customer 3667	\$ 12,849.97	\$ 12,928.38	0.61%	\$ 1,612.43	\$ 1,718.89	6.60%
MGS-S Customer 3668	\$ 22,815.79	\$ 22,933.14	0.51%	\$ 2,789.91	\$ 2,938.42	5.32%
MGS-S Customer 3669	\$ 15,443.22	\$ 15,552.25	0.71%	\$ 2,410.91	\$ 2,553.87	5.93%
MGS-S Customer 3670	\$ 23,547.17	\$ 23,675.69	0.55%	\$ 3,296.36	\$ 3,452.10	4.72%
MGS-S Customer 3671	\$ 11,266.93	\$ 11,346.22	0.70%	\$ 1,651.38	\$ 1,758.33	6.48%
MGS-S Customer 3672	\$ 11,768.18	\$ 11,865.29	0.83%	\$ 1,874.96	\$ 2,010.53	7.23%
MGS-S Customer 3673	\$ 45,692.34	\$ 45,870.91	0.39%	\$ 5,556.10	\$ 5,743.58	3.37%
MGS-S Customer 3674	\$ 42,616.69	\$ 42,770.87	0.36%	\$ 4,457.99	\$ 4,630.27	3.86%
MGS-S Customer 3675	\$ 4,270.91	\$ 4,354.17	1.95%	\$ 1,242.09	\$ 1,368.28	10.16%
MGS-S Customer 3676	\$ 9,296.73	\$ 9,380.52	0.90%	\$ 1,856.34	\$ 1,966.27	5.92%
MGS-S Customer 3677	\$ 7,556.73	\$ 7,647.97	1.21%	\$ 1,607.02	\$ 1,738.63	8.19%

Internal Use

Customer	Bundled 8/23 Prices	Bundled 1/24 Prices	Bundled % Difference	Distribution 1/24 Prices	Distribution 8/24 Prices	Distribution % Difference
MGS-S Customer 3678	\$ 14,458.07	\$ 14,559.91	0.70%	\$ 2,087.41	\$ 2,225.88	6.63%
MGS-S Customer 3679	\$ 70,744.96	\$ 70,926.74	0.26%	\$ 5,705.13	\$ 5,894.99	3.33%
MGS-S Customer 3680	\$ 59,311.01	\$ 59,481.65	0.29%	\$ 5,201.98	\$ 5,384.74	3.51%
MGS-S Customer 3681	\$ 33,702.39	\$ 33,834.62	0.39%	\$ 3,466.33	\$ 3,624.65	4.57%
MGS-S Customer 3682	\$ 17,735.93	\$ 17,823.64	0.49%	\$ 2,032.83	\$ 2,145.21	5.53%
MGS-S Customer 3683	\$ 42,451.60	\$ 42,622.45	0.40%	\$ 5,205.48	\$ 5,387.86	3.50%
MGS-S Customer 3684	\$ 21,300.22	\$ 21,429.55	0.61%	\$ 3,331.45	\$ 3,487.61	4.69%
MGS-S Customer 3685	\$ 25,063.99	\$ 25,159.28	0.38%	\$ 2,374.65	\$ 2,491.81	4.93%
MGS-S Customer 3686	\$ 64,679.41	\$ 64,862.48	0.28%	\$ 5,769.09	\$ 5,960.23	3.31%
MGS-S Customer 3687	\$ 11,717.40	\$ 11,794.81	0.66%	\$ 1,567.71	\$ 1,673.55	6.75%
MGS-S Customer 3688	\$ 135,910.70	\$ 136,271.07	0.27%	\$ 13,795.05	\$ 14,100.31	2.21%
MGS-S Customer 3689	\$ 18,587.51	\$ 18,683.32	0.52%	\$ 2,402.03	\$ 2,519.85	4.91%
MGS-S Customer 3690	\$ 6,417.39	\$ 6,502.80	1.33%	\$ 1,341.69	\$ 1,469.43	9.52%
MGS-S Customer 3691	\$ 15,222.90	\$ 15,323.91	0.66%	\$ 2,049.21	\$ 2,187.12	6.73%
MGS-S Customer 3692	\$ 85,248.15	\$ 85,506.10	0.30%	\$ 9,147.01	\$ 9,385.38	2.61%
MGS-S Customer 3693	\$ 38,405.02	\$ 38,544.65	0.36%	\$ 4,385.87	\$ 4,531.90	3.33%
MGS-S Customer 3694	\$ 101,718.40	\$ 101,977.72	0.25%	\$ 9,220.75	\$ 9,460.96	2.61%
MGS-S Customer 3695	\$ 222,945.84	\$ 223,341.44	0.18%	\$ 15,402.19	\$ 15,731.14	2.14%
MGS-S Customer 3696	\$ 10,078.66	\$ 10,170.54	0.91%	\$ 1,634.72	\$ 1,766.63	8.07%
MGS-S Customer 3697	\$ 38,292.89	\$ 38,444.61	0.40%	\$ 4,346.97	\$ 4,517.70	3.93%
MGS-S Customer 3698	\$ 50,388.03	\$ 50,538.87	0.30%	\$ 4,306.51	\$ 4,476.61	3.95%
MGS-S Customer 3699	\$ 11,666.70	\$ 11,755.69	0.76%	\$ 2,091.55	\$ 2,204.84	5.42%
MGS-S Customer 3700	\$ 10,125.41	\$ 10,226.37	1.00%	\$ 2,044.04	\$ 2,181.66	6.73%
MGS-S Customer 3701	\$ 34,672.93	\$ 34,825.09	0.44%	\$ 4,368.76	\$ 4,539.91	3.92%
MGS-S Customer 3702	\$ 8,823.07	\$ 8,917.78	1.07%	\$ 1,763.88	\$ 1,897.70	7.59%
MGS-S Customer 3703	\$ 12,749.99	\$ 12,851.79	0.80%	\$ 2,085.13	\$ 2,223.52	6.64%
MGS-S Customer 3704	\$ 20,144.05	\$ 20,274.99	0.65%	\$ 3,404.38	\$ 3,561.55	4.62%
MGS-S Customer 3705	\$ 12,791.26	\$ 12,901.33	0.86%	\$ 2,457.51	\$ 2,601.08	5.84%
MGS-S Customer 3706	\$ 46,893.38	\$ 47,047.19	0.33%	\$ 4,443.73	\$ 4,615.97	3.88%
MGS-S Customer 3707	\$ 12,252.73	\$ 12,331.14	0.64%	\$ 1,611.22	\$ 1,717.57	6.60%
MGS-S Customer 3708	\$ 24,083.60	\$ 24,196.60	0.47%	\$ 2,592.90	\$ 2,738.60	5.62%
MGS-S Customer 3709	\$ 154,825.97	\$ 155,225.40	0.26%	\$ 15,576.56	\$ 15,908.08	2.13%
MGS-S Customer 3710	\$ 11,057.18	\$ 11,152.29	0.86%	\$ 1,780.49	\$ 1,914.46	7.52%
MGS-S Customer 3711	\$ 14,700.42	\$ 14,782.66	0.56%	\$ 1,785.91	\$ 1,894.83	6.10%
MGS-S Customer 3712	\$ 41,535.47	\$ 41,671.07	0.33%	\$ 3,616.15	\$ 3,776.39	4.43%
MGS-S Customer 3713	\$ 9,011.09	\$ 9,141.15	1.44%	\$ 3,357.01	\$ 3,512.98	4.65%
MGS-S Customer 3714	\$ 9,063.41	\$ 9,160.98	1.08%	\$ 1,895.74	\$ 2,031.61	7.17%
MGS-S Customer 3715	\$ 14,521.88	\$ 14,626.37	0.72%	\$ 2,204.33	\$ 2,344.27	6.35%
MGS-S Customer 3716	\$ 10,949.41	\$ 11,044.93	0.87%	\$ 1,800.07	\$ 1,934.37	7.46%
MGS-S Customer 3717	\$ 5,046.05	\$ 5,113.11	1.33%	\$ 1,099.99	\$ 1,199.25	9.02%

Internal Use

Customer	Bundled 8/23 Prices	Bundled 1/24 Prices	Bundled % Difference	Distribution 1/24 Prices	Distribution 8/24 Prices	Distribution % Difference
MGS-S Customer 3718	\$ 15,411.14	\$ 15,524.19	0.73%	\$ 2,591.06	\$ 2,736.44	5.61%
MGS-S Customer 3719	\$ 15,682.65	\$ 15,784.17	0.65%	\$ 2,071.64	\$ 2,209.80	6.67%
MGS-S Customer 3720	\$ 825.24	\$ 880.98	6.75%	\$ 584.43	\$ 676.16	15.70%
MGS-S Customer 3721	\$ 38,406.75	\$ 38,561.79	0.40%	\$ 4,498.24	\$ 4,671.18	3.84%
MGS-S Customer 3722	\$ 14,035.13	\$ 14,124.62	0.64%	\$ 1,524.24	\$ 1,654.41	8.54%
MGS-S Customer 3723	\$ 18,837.52	\$ 18,946.59	0.58%	\$ 2,415.19	\$ 2,558.35	5.93%
MGS-S Customer 3724	\$ 21,382.68	\$ 21,528.63	0.68%	\$ 4,086.85	\$ 4,253.93	4.09%
MGS-S Customer 3725	\$ 133,689.55	\$ 133,996.21	0.23%	\$ 11,382.21	\$ 11,654.45	2.39%
MGS-S Customer 3726	\$ 137,214.09	\$ 137,508.30	0.21%	\$ 10,812.50	\$ 11,076.22	2.44%
MGS-S Customer 3727	\$ 9,163.58	\$ 9,236.31	0.79%	\$ 1,352.30	\$ 1,454.84	7.58%
MGS-S Customer 3728	\$ 7,385.19	\$ 7,439.91	0.74%	\$ 538.56	\$ 629.64	16.91%
MGS-S Customer 3729	\$ 21,906.82	\$ 22,007.37	0.46%	\$ 2,614.25	\$ 2,734.90	4.62%
MGS-S Customer 3730	\$ 26,716.90	\$ 26,811.04	0.35%	\$ 2,325.58	\$ 2,442.24	5.02%
MGS-S Customer 3731	\$ 13,807.33	\$ 13,917.84	0.80%	\$ 2,479.47	\$ 2,623.48	5.81%
MGS-S Customer 3732	\$ 7,501.33	\$ 7,608.96	1.43%	\$ 2,348.23	\$ 2,490.30	6.05%
MGS-S Customer 3733	\$ 23,408.59	\$ 23,523.09	0.49%	\$ 2,659.99	\$ 2,806.57	5.51%
MGS-S Customer 3734	\$ 6,967.79	\$ 7,022.51	0.79%	\$ 538.56	\$ 629.64	16.91%
MGS-S Customer 3735	\$ 42,904.52	\$ 43,041.26	0.32%	\$ 3,668.59	\$ 3,829.64	4.39%
MGS-S Customer 3736	\$ 8,639.09	\$ 8,728.13	1.03%	\$ 1,506.17	\$ 1,636.25	8.64%
MGS-S Customer 3737	\$ 108,159.19	\$ 108,423.17	0.24%	\$ 9,439.04	\$ 9,682.86	2.58%
MGS-S Customer 3738	\$ 8,601.76	\$ 8,677.58	0.88%	\$ 1,495.91	\$ 1,600.74	7.01%
MGS-S Customer 3739	\$ 18,345.85	\$ 18,432.47	0.47%	\$ 1,983.83	\$ 2,095.53	5.63%
MGS-S Customer 3740	\$ 14,355.05	\$ 14,442.87	0.61%	\$ 2,039.46	\$ 2,152.03	5.52%
MGS-S Customer 3741	\$ 10,500.72	\$ 10,580.94	0.76%	\$ 1,694.47	\$ 1,802.09	6.35%
MGS-S Customer 3742	\$ 53,960.24	\$ 54,151.60	0.35%	\$ 6,146.33	\$ 6,342.97	3.20%
MGS-S Customer 3743	\$ 19,261.70	\$ 19,363.22	0.53%	\$ 2,070.79	\$ 2,208.89	6.67%
MGS-S Customer 3744	\$ 30,691.65	\$ 30,806.87	0.38%	\$ 3,280.77	\$ 3,411.11	3.97%
MGS-S Customer 3745	\$ 22,815.12	\$ 22,936.33	0.53%	\$ 2,961.80	\$ 3,112.55	5.09%
MGS-S Customer 3746	\$ 4,638.09	\$ 4,717.68	1.72%	\$ 1,668.52	\$ 1,775.96	6.44%
MGS-S Customer 3747	\$ 28,808.42	\$ 28,911.25	0.36%	\$ 2,719.01	\$ 2,841.28	4.50%
MGS-S Customer 3748	\$ 14,594.19	\$ 14,677.21	0.57%	\$ 1,821.19	\$ 1,930.60	6.01%
MGS-S Customer 3749	\$ 11,321.49	\$ 11,403.62	0.73%	\$ 1,781.29	\$ 1,890.16	6.11%
MGS-S Customer 3750	\$ 76,604.56	\$ 76,818.53	0.28%	\$ 7,165.22	\$ 7,376.03	2.94%
MGS-S Customer 3751	\$ 18,155.11	\$ 18,281.54	0.70%	\$ 3,197.22	\$ 3,351.23	4.82%
MGS-S Customer 3752	\$ 7,966.85	\$ 8,035.51	0.86%	\$ 1,170.29	\$ 1,270.38	8.55%
MGS-S Customer 3753	\$ 114,692.20	\$ 115,010.64	0.28%	\$ 11,891.29	\$ 12,169.09	2.34%
MGS-S Customer 3754	\$ 9,021.71	\$ 9,111.39	0.99%	\$ 1,535.04	\$ 1,665.54	8.50%
MGS-S Customer 3755	\$ 71,939.38	\$ 72,390.07	0.63%	\$ 16,422.34	\$ 17,235.33	4.95%
MGS-S Customer 3756	\$ 41,175.45	\$ 41,335.98	0.39%	\$ 4,746.95	\$ 4,923.44	3.72%
MGS-S Customer 3757	\$ 25,561.06	\$ 25,686.36	0.49%	\$ 3,150.95	\$ 3,304.68	4.88%

Internal Use

Customer	Bundled 8/23 Prices	Bundled 1/24 Prices	Bundled % Difference	Distribution 1/24 Prices	Distribution 8/24 Prices	Distribution % Difference
MGS-S Customer 3758	\$ 9,910.66	\$ 10,002.80	0.93%	\$ 1,644.80	\$ 1,776.75	8.02%
MGS-S Customer 3759	\$ 13,659.53	\$ 13,758.69	0.73%	\$ 1,965.86	\$ 2,102.60	6.96%
MGS-S Customer 3760	\$ 17,482.42	\$ 17,582.15	0.57%	\$ 1,990.57	\$ 2,127.59	6.88%
MGS-S Customer 3761	\$ 11,165.92	\$ 11,260.36	0.85%	\$ 1,750.59	\$ 1,884.15	7.63%
MGS-S Customer 3762	\$ 5,908.84	\$ 5,979.83	1.20%	\$ 1,277.32	\$ 1,379.08	7.97%
MGS-S Customer 3763	\$ 12,600.77	\$ 12,717.33	0.93%	\$ 2,753.18	\$ 2,901.10	5.37%
MGS-S Customer 3764	\$ 16,837.31	\$ 16,922.93	0.51%	\$ 1,938.34	\$ 2,049.41	5.73%
MGS-S Customer 3765	\$ 27,110.57	\$ 27,246.45	0.50%	\$ 3,627.68	\$ 3,788.02	4.42%
MGS-S Customer 3766	\$ 11,651.06	\$ 11,735.67	0.73%	\$ 1,893.28	\$ 2,003.72	5.83%
MGS-S Customer 3767	\$ 11,209.88	\$ 11,305.95	0.86%	\$ 1,823.45	\$ 1,957.96	7.38%
MGS-S Customer 3768	\$ 60,979.43	\$ 61,156.64	0.29%	\$ 5,501.86	\$ 5,689.06	3.40%
MGS-S Customer 3769	\$ 11,521.40	\$ 11,618.52	0.84%	\$ 1,872.55	\$ 2,007.88	7.23%
MGS-S Customer 3770	\$ 22,265.45	\$ 22,356.78	0.41%	\$ 2,198.23	\$ 2,313.07	5.22%
MGS-S Customer 3771	\$ 10,978.07	\$ 11,077.85	0.91%	\$ 1,991.57	\$ 2,128.50	6.88%
MGS-S Customer 3772	\$ 12,957.58	\$ 13,038.47	0.62%	\$ 1,725.22	\$ 1,833.29	6.26%
MGS-S Customer 3773	\$ 27,178.31	\$ 27,306.63	0.47%	\$ 3,283.29	\$ 3,438.58	4.73%
MGS-S Customer 3774	\$ 45,785.87	\$ 45,967.53	0.40%	\$ 5,709.24	\$ 5,899.80	3.34%
MGS-S Customer 3775	\$ 12,681.10	\$ 12,742.46	0.48%	\$ 838.60	\$ 933.90	11.36%
MGS-S Customer 3776	\$ 17,009.00	\$ 17,092.38	0.49%	\$ 1,837.48	\$ 1,947.12	5.97%
MGS-S Customer 3777	\$ 89,200.77	\$ 89,435.45	0.26%	\$ 8,106.66	\$ 8,331.15	2.77%
MGS-S Customer 3778	\$ 18,165.39	\$ 18,268.04	0.57%	\$ 2,121.97	\$ 2,260.79	6.54%
MGS-S Customer 3779	\$ 18,228.51	\$ 18,339.18	0.61%	\$ 2,484.18	\$ 2,628.12	5.79%
MGS-S Customer 3780	\$ 12,099.32	\$ 12,184.08	0.70%	\$ 1,900.24	\$ 2,010.79	5.82%
MGS-S Customer 3781	\$ 21,673.26	\$ 21,809.31	0.63%	\$ 3,632.67	\$ 3,792.87	4.41%
MGS-S Customer 3782	\$ 9,494.04	\$ 9,583.34	0.94%	\$ 1,517.47	\$ 1,647.67	8.58%
MGS-S Customer 3783	\$ 29,856.32	\$ 29,979.90	0.41%	\$ 3,072.62	\$ 3,225.19	4.97%
MGS-S Customer 3784	\$ 21,716.49	\$ 21,802.37	0.40%	\$ 1,950.61	\$ 2,061.87	5.70%
MGS-S Customer 3785	\$ 19,033.54	\$ 19,137.13	0.54%	\$ 2,165.42	\$ 2,304.94	6.44%
MGS-S Customer 3786	\$ 9,320.84	\$ 9,407.30	0.93%	\$ 1,388.15	\$ 1,516.45	9.24%
MGS-S Customer 3787	\$ 65,268.49	\$ 65,494.78	0.35%	\$ 7,717.98	\$ 7,936.31	2.83%
MGS-S Customer 3788	\$ 60,503.65	\$ 60,685.36	0.30%	\$ 5,706.37	\$ 5,896.54	3.33%
MGS-S Customer 3789	\$ 67,899.06	\$ 68,120.21	0.33%	\$ 7,491.26	\$ 7,706.77	2.88%
MGS-S Customer 3790	\$ 40,174.28	\$ 40,310.69	0.34%	\$ 3,651.77	\$ 3,812.46	4.40%
MGS-S Customer 3791	\$ 47,680.04	\$ 47,854.66	0.37%	\$ 5,377.81	\$ 5,562.78	3.44%
MGS-S Customer 3792	\$ 4,984.88	\$ 5,053.76	1.38%	\$ 1,182.38	\$ 1,282.82	8.49%
MGS-S Customer 3793	\$ 10,278.15	\$ 10,389.36	1.08%	\$ 2,465.08	\$ 2,623.65	6.43%
MGS-S Customer 3794	\$ 3,795.97	\$ 3,887.08	2.40%	\$ 1,598.70	\$ 1,730.03	8.21%
MGS-S Customer 3795	\$ 5,891.20	\$ 5,957.62	1.13%	\$ 1,068.65	\$ 1,167.32	9.23%
MGS-S Customer 3796	\$ 23,748.18	\$ 23,845.79	0.41%	\$ 2,481.72	\$ 2,600.52	4.79%
MGS-S Customer 3797	\$ 11,616.99	\$ 11,725.04	0.93%	\$ 2,368.05	\$ 2,510.48	6.01%

Internal Use

Customer	Bundled 8/23 Prices	Bundled 1/24 Prices	Bundled % Difference	Distribution 1/24 Prices	Distribution 8/24 Prices	Distribution % Difference
MGS-S Customer 3798	\$ 66,059.33	\$ 66,273.36	0.32%	\$ 7,170.28	\$ 7,381.33	2.94%
MGS-S Customer 3799	\$ 8,987.28	\$ 9,065.54	0.87%	\$ 1,609.43	\$ 1,716.11	6.63%
MGS-S Customer 3800	\$ 10,441.64	\$ 10,523.34	0.78%	\$ 1,767.35	\$ 1,876.45	6.17%
MGS-S Customer 3801	\$ 26,515.70	\$ 26,629.68	0.43%	\$ 2,633.12	\$ 2,779.10	5.54%
MGS-S Customer 3802	\$ 90,923.15	\$ 91,203.56	0.31%	\$ 10,168.62	\$ 10,421.84	2.49%
MGS-S Customer 3803	\$ 15,189.14	\$ 15,300.57	0.73%	\$ 2,520.18	\$ 2,664.69	5.73%
MGS-S Customer 3804	\$ 8,115.04	\$ 8,193.28	0.96%	\$ 1,605.22	\$ 1,711.59	6.63%
MGS-S Customer 3805	\$ 13,710.77	\$ 13,803.51	0.68%	\$ 1,674.94	\$ 1,807.49	7.91%
MGS-S Customer 3806	\$ 37,778.48	\$ 37,911.47	0.35%	\$ 3,497.93	\$ 3,656.48	4.53%
MGS-S Customer 3807	\$ 9,913.40	\$ 10,001.84	0.89%	\$ 1,478.31	\$ 1,607.95	8.77%
MGS-S Customer 3808	\$ 20,690.93	\$ 20,786.16	0.46%	\$ 2,374.00	\$ 2,491.30	4.94%
MGS-S Customer 3809	\$ 17,948.12	\$ 18,054.79	0.59%	\$ 2,303.88	\$ 2,445.29	6.14%
MGS-S Customer 3810	\$ 21,808.93	\$ 21,929.49	0.55%	\$ 2,931.24	\$ 3,081.48	5.13%
MGS-S Customer 3811	\$ 19,615.52	\$ 19,730.25	0.58%	\$ 2,670.12	\$ 2,816.84	5.49%
MGS-S Customer 3812	\$ 11,757.35	\$ 11,839.28	0.70%	\$ 1,772.04	\$ 1,880.77	6.14%
MGS-S Customer 3813	\$ 24,753.55	\$ 24,846.81	0.38%	\$ 2,284.15	\$ 2,400.12	5.08%
MGS-S Customer 3814	\$ 29,303.81	\$ 29,433.09	0.44%	\$ 3,330.79	\$ 3,487.02	4.69%
MGS-S Customer 3815	\$ 13,160.35	\$ 13,255.27	0.72%	\$ 2,358.76	\$ 2,475.74	4.96%
MGS-S Customer 3816	\$ 44,916.35	\$ 45,042.50	0.28%	\$ 3,771.51	\$ 3,908.55	3.63%
MGS-S Customer 3817	\$ 15,077.33	\$ 15,181.52	0.69%	\$ 2,190.57	\$ 2,330.29	6.38%
MGS-S Customer 3818	\$ 46,821.80	\$ 46,997.54	0.38%	\$ 5,438.20	\$ 5,624.69	3.43%
MGS-S Customer 3819	\$ 1,406.46	\$ 1,479.41	5.19%	\$ 776.78	\$ 896.41	15.40%
MGS-S Customer 3820	\$ 141,829.01	\$ 142,103.75	0.19%	\$ 9,899.53	\$ 10,154.55	2.58%
MGS-S Customer 3821	\$ 8,800.61	\$ 8,880.91	0.91%	\$ 1,695.75	\$ 1,803.23	6.34%
MGS-S Customer 3822	\$ 31,627.11	\$ 31,762.22	0.43%	\$ 3,593.20	\$ 3,753.07	4.45%
MGS-S Customer 3823	\$ 10,896.92	\$ 10,985.61	0.81%	\$ 2,078.24	\$ 2,191.34	5.44%
MGS-S Customer 3824	\$ 18,127.53	\$ 18,216.68	0.49%	\$ 2,097.26	\$ 2,210.50	5.40%
MGS-S Customer 3825	\$ 13,048.63	\$ 13,126.49	0.60%	\$ 1,587.54	\$ 1,693.63	6.68%
MGS-S Customer 3826	\$ 12,075.97	\$ 12,176.12	0.83%	\$ 2,009.90	\$ 2,147.21	6.83%
MGS-S Customer 3827	\$ 77,675.74	\$ 77,890.34	0.28%	\$ 7,198.86	\$ 7,410.50	2.94%
MGS-S Customer 3828	\$ 99,685.94	\$ 100,211.85	0.53%	\$ 20,136.62	\$ 20,905.81	3.82%
MGS-S Customer 3829	\$ 7,154.64	\$ 7,247.18	1.29%	\$ 1,665.47	\$ 1,797.88	7.95%
MGS-S Customer 3830	\$ 9,173.70	\$ 9,263.99	0.98%	\$ 1,560.87	\$ 1,691.60	8.38%
MGS-S Customer 3831	\$ 62,514.29	\$ 62,830.74	0.51%	\$ 11,579.05	\$ 11,926.10	3.00%
MGS-S Customer 3832	\$ 10,719.08	\$ 10,798.45	0.74%	\$ 1,655.77	\$ 1,762.85	6.47%
MGS-S Customer 3833	\$ 20,244.74	\$ 20,355.61	0.55%	\$ 2,495.08	\$ 2,639.29	5.78%
MGS-S Customer 3834	\$ 24,126.90	\$ 24,218.59	0.38%	\$ 2,214.73	\$ 2,329.80	5.20%
MGS-S Customer 3835	\$ 11,326.80	\$ 11,429.61	0.91%	\$ 2,717.97	\$ 2,840.22	4.50%
MGS-S Customer 3836	\$ 2,741.43	\$ 2,816.46	2.74%	\$ 870.42	\$ 991.36	13.89%
MGS-S Customer 3837	\$ 32,304.07	\$ 32,440.93	0.42%	\$ 3,674.11	\$ 3,835.27	4.39%

Internal Use

Customer	Bundled 8/23 Prices	Bundled 1/24 Prices	Bundled % Difference	Distribution 1/24 Prices	Distribution 8/24 Prices	Distribution % Difference
MGS-S Customer 3838	\$ 24,812.01	\$ 24,936.22	0.50%	\$ 3,100.35	\$ 3,253.26	4.93%
MGS-S Customer 3839	\$ 1,877.16	\$ 1,935.80	3.12%	\$ 716.04	\$ 809.62	13.07%
MGS-S Customer 3840	\$ 76,942.73	\$ 77,200.12	0.33%	\$ 9,127.82	\$ 9,366.32	2.61%
MGS-S Customer 3841	\$ 86,755.22	\$ 87,204.95	0.52%	\$ 17,141.73	\$ 17,728.79	3.42%
MGS-S Customer 3842	\$ 21,749.08	\$ 21,861.74	0.52%	\$ 2,576.62	\$ 2,721.99	5.64%
MGS-S Customer 3843	\$ 19,573.07	\$ 19,688.28	0.59%	\$ 2,693.69	\$ 2,840.86	5.46%
MGS-S Customer 3844	\$ 19,858.30	\$ 19,958.20	0.50%	\$ 2,583.55	\$ 2,703.71	4.65%
MGS-S Customer 3845	\$ 10,568.34	\$ 10,663.22	0.90%	\$ 1,770.53	\$ 1,904.39	7.56%
MGS-S Customer 3846	\$ 6,620.83	\$ 6,689.87	1.04%	\$ 1,188.82	\$ 1,289.29	8.45%
MGS-S Customer 3847	\$ 24,933.34	\$ 25,071.22	0.55%	\$ 3,717.01	\$ 3,878.51	4.34%
MGS-S Customer 3848	\$ 6,571.97	\$ 6,645.26	1.12%	\$ 1,381.37	\$ 1,484.58	7.47%
MGS-S Customer 3849	\$ 15,080.01	\$ 15,153.44	0.49%	\$ 1,386.81	\$ 1,490.03	7.44%
MGS-S Customer 3850	\$ 21,844.46	\$ 21,945.45	0.46%	\$ 2,047.29	\$ 2,185.10	6.73%
MGS-S Customer 3851	\$ 13,169.89	\$ 13,261.00	0.69%	\$ 2,187.93	\$ 2,302.61	5.24%
MGS-S Customer 3852	\$ 8,722.57	\$ 8,810.14	1.00%	\$ 1,438.69	\$ 1,567.77	8.97%
MGS-S Customer 3853	\$ 5,640.97	\$ 5,709.44	1.21%	\$ 1,163.63	\$ 1,263.76	8.60%
MGS-S Customer 3854	\$ 15,676.66	\$ 15,774.04	0.62%	\$ 2,472.31	\$ 2,591.07	4.80%
MGS-S Customer 3855	\$ 11,379.11	\$ 11,468.19	0.78%	\$ 1,507.35	\$ 1,637.42	8.63%
MGS-S Customer 3856	\$ 13,272.42	\$ 13,363.90	0.69%	\$ 1,616.60	\$ 1,748.25	8.14%
MGS-S Customer 3857	\$ 24,973.29	\$ 25,127.48	0.62%	\$ 4,460.63	\$ 4,633.10	3.87%
MGS-S Customer 3858	\$ 21,447.50	\$ 21,563.19	0.54%	\$ 2,713.44	\$ 2,860.74	5.43%
MGS-S Customer 3859	\$ 9,850.17	\$ 9,937.61	0.89%	\$ 1,433.26	\$ 1,562.28	9.00%
MGS-S Customer 3860	\$ 8,613.86	\$ 8,703.50	1.04%	\$ 1,532.75	\$ 1,663.19	8.51%
MGS-S Customer 3861	\$ 11,141.62	\$ 11,233.52	0.82%	\$ 1,635.56	\$ 1,767.49	8.07%
MGS-S Customer 3862	\$ 11,326.03	\$ 11,417.57	0.81%	\$ 1,619.10	\$ 1,750.77	8.13%
MGS-S Customer 3863	\$ 44,860.74	\$ 45,052.03	0.43%	\$ 6,050.23	\$ 6,273.85	3.70%
MGS-S Customer 3864	\$ 32,566.19	\$ 32,701.98	0.42%	\$ 3,624.99	\$ 3,785.40	4.43%
MGS-S Customer 3865	\$ 23,420.28	\$ 23,541.98	0.52%	\$ 2,988.24	\$ 3,139.67	5.07%
MGS-S Customer 3866	\$ 5,443.72	\$ 5,514.64	1.30%	\$ 1,275.41	\$ 1,377.22	7.98%
MGS-S Customer 3867	\$ 11,878.46	\$ 11,966.29	0.74%	\$ 1,448.99	\$ 1,578.11	8.91%
MGS-S Customer 3868	\$ 69,894.94	\$ 70,137.20	0.35%	\$ 8,299.43	\$ 8,578.04	3.36%
MGS-S Customer 3869	\$ 3,949.72	\$ 4,010.58	1.54%	\$ 817.43	\$ 912.54	11.64%
MGS-S Customer 3870	\$ 90,734.61	\$ 90,942.74	0.23%	\$ 6,904.43	\$ 7,111.75	3.00%
MGS-S Customer 3871	\$ 15,790.76	\$ 15,887.60	0.61%	\$ 1,858.81	\$ 1,993.88	7.27%
MGS-S Customer 3872	\$ 60,465.30	\$ 60,689.05	0.37%	\$ 7,617.99	\$ 7,835.93	2.86%
MGS-S Customer 3873	\$ 24,989.28	\$ 25,086.39	0.39%	\$ 2,458.95	\$ 2,577.41	4.82%
MGS-S Customer 3874	\$ 52,662.12	\$ 52,814.91	0.29%	\$ 4,982.95	\$ 5,137.57	3.10%
MGS-S Customer 3875	\$ 8,984.35	\$ 9,070.90	0.96%	\$ 1,392.65	\$ 1,521.09	9.22%
MGS-S Customer 3876	\$ 18,498.79	\$ 18,619.79	0.65%	\$ 2,952.89	\$ 3,103.52	5.10%
MGS-S Customer 3877	\$ 8,061.57	\$ 8,170.70	1.35%	\$ 2,377.84	\$ 2,532.08	6.49%

Internal Use

Customer	Bundled 8/23 Prices	Bundled 1/24 Prices	Bundled % Difference	Distribution 1/24 Prices	Distribution 8/24 Prices	Distribution % Difference
MGS-S Customer 3878	\$ 13,019.60	\$ 13,099.21	0.61%	\$ 1,666.09	\$ 1,773.27	6.43%
MGS-S Customer 3879	\$ 78,095.06	\$ 78,293.75	0.25%	\$ 6,476.41	\$ 6,677.65	3.11%
MGS-S Customer 3880	\$ 7,972.90	\$ 8,044.02	0.89%	\$ 1,281.76	\$ 1,383.45	7.93%
MGS-S Customer 3881	\$ 16,858.56	\$ 16,946.04	0.52%	\$ 2,022.28	\$ 2,134.51	5.55%
MGS-S Customer 3882	\$ 27,135.02	\$ 27,234.51	0.37%	\$ 2,568.20	\$ 2,688.33	4.68%
MGS-S Customer 3883	\$ 133,696.13	\$ 134,037.07	0.26%	\$ 12,919.32	\$ 13,216.79	2.30%
MGS-S Customer 3884	\$ 16,407.59	\$ 16,500.23	0.56%	\$ 2,257.45	\$ 2,373.14	5.12%
MGS-S Customer 3885	\$ 17,913.90	\$ 17,998.65	0.47%	\$ 1,899.70	\$ 2,010.29	5.82%
MGS-S Customer 3886	\$ 10,884.76	\$ 10,978.42	0.86%	\$ 1,716.49	\$ 1,849.64	7.76%
MGS-S Customer 3887	\$ 122,318.94	\$ 122,587.18	0.22%	\$ 9,634.48	\$ 9,881.27	2.56%
MGS-S Customer 3888	\$ 13,939.54	\$ 14,021.65	0.59%	\$ 1,780.53	\$ 1,889.42	6.12%
MGS-S Customer 3889	\$ 17,154.73	\$ 17,257.68	0.60%	\$ 2,136.11	\$ 2,275.18	6.51%
MGS-S Customer 3890	\$ 45,642.32	\$ 45,818.83	0.39%	\$ 5,467.05	\$ 5,653.55	3.41%
MGS-S Customer 3891	\$ 32,471.28	\$ 32,635.80	0.51%	\$ 4,927.84	\$ 5,106.91	3.63%
MGS-S Customer 3892	\$ 6,699.28	\$ 6,784.86	1.28%	\$ 1,933.44	\$ 2,044.20	5.73%
MGS-S Customer 3893	\$ 16,255.68	\$ 16,336.05	0.49%	\$ 1,701.08	\$ 1,808.79	6.33%
MGS-S Customer 3894	\$ 8,152.03	\$ 8,225.41	0.90%	\$ 1,386.73	\$ 1,490.12	7.46%
MGS-S Customer 3895	\$ 4,494.23	\$ 4,562.87	1.53%	\$ 1,171.70	\$ 1,272.01	8.56%
MGS-S Customer 3896	\$ 12,402.59	\$ 12,485.48	0.67%	\$ 1,815.87	\$ 1,925.26	6.02%
MGS-S Customer 3897	\$ 3,310.84	\$ 3,374.89	1.93%	\$ 964.07	\$ 1,061.42	10.10%
MGS-S Customer 3898	\$ 10,453.06	\$ 10,533.72	0.77%	\$ 1,714.18	\$ 1,822.07	6.29%
MGS-S Customer 3899	\$ 7,893.10	\$ 7,968.70	0.96%	\$ 1,488.39	\$ 1,593.31	7.05%
MGS-S Customer 3900	\$ 5,962.09	\$ 6,043.97	1.37%	\$ 1,181.22	\$ 1,306.65	10.62%
MGS-S Customer 3901	\$ 22,620.01	\$ 22,732.66	0.50%	\$ 2,577.39	\$ 2,722.89	5.65%
MGS-S Customer 3902	\$ 17,694.91	\$ 17,804.85	0.62%	\$ 2,454.25	\$ 2,597.94	5.85%
MGS-S Customer 3903	\$ 16,554.45	\$ 16,645.46	0.55%	\$ 2,183.17	\$ 2,297.76	5.25%
MGS-S Customer 3904	\$ 9,127.76	\$ 9,216.91	0.98%	\$ 1,511.52	\$ 1,641.72	8.61%
MGS-S Customer 3905	\$ 22,493.77	\$ 22,602.55	0.48%	\$ 2,398.78	\$ 2,541.51	5.95%
MGS-S Customer 3906	\$ 17,423.57	\$ 17,551.62	0.73%	\$ 3,273.49	\$ 3,428.80	4.74%
MGS-S Customer 3907	\$ 26,279.63	\$ 26,415.35	0.52%	\$ 3,623.96	\$ 3,784.47	4.43%
MGS-S Customer 3908	\$ 14,077.16	\$ 14,164.20	0.62%	\$ 2,001.60	\$ 2,113.49	5.59%
MGS-S Customer 3909	\$ 41,027.07	\$ 41,237.47	0.51%	\$ 7,004.67	\$ 7,213.28	2.98%
MGS-S Customer 3910	\$ 20,757.05	\$ 20,884.26	0.61%	\$ 3,238.21	\$ 3,393.22	4.79%
MGS-S Customer 3911	\$ 45,396.76	\$ 45,559.16	0.36%	\$ 4,829.81	\$ 5,007.34	3.68%
MGS-S Customer 3912	\$ 22,163.84	\$ 22,280.11	0.52%	\$ 2,742.85	\$ 2,890.81	5.39%
MGS-S Customer 3913	\$ 11,071.86	\$ 11,169.46	0.88%	\$ 1,894.57	\$ 2,030.22	7.16%
MGS-S Customer 3914	\$ 40,608.73	\$ 40,731.71	0.30%	\$ 3,632.06	\$ 3,767.35	3.72%
MGS-S Customer 3915	\$ 19,908.40	\$ 19,999.41	0.46%	\$ 2,183.36	\$ 2,297.97	5.25%
MGS-S Customer 3916	\$ 29,676.71	\$ 29,775.06	0.33%	\$ 2,516.33	\$ 2,635.73	4.75%
MGS-S Customer 3917	\$ 21,571.80	\$ 21,684.31	0.52%	\$ 2,569.87	\$ 2,715.20	5.66%

Internal Use

Customer	Bundled 8/23 Prices	Bundled 1/24 Prices	Bundled % Difference	Distribution 1/24 Prices	Distribution 8/24 Prices	Distribution % Difference
MGS-S Customer 3918	\$ 69,318.34	\$ 69,502.96	0.27%	\$ 5,837.47	\$ 6,029.47	3.29%
MGS-S Customer 3919	\$ 16,507.52	\$ 16,619.14	0.68%	\$ 2,531.31	\$ 2,676.19	5.72%
MGS-S Customer 3920	\$ 200,161.77	\$ 200,588.62	0.21%	\$ 16,710.54	\$ 17,094.12	2.30%
MGS-S Customer 3921	\$ 25,615.83	\$ 25,716.60	0.39%	\$ 2,626.65	\$ 2,747.64	4.61%
MGS-S Customer 3922	\$ 19,892.90	\$ 19,980.80	0.44%	\$ 2,042.23	\$ 2,154.81	5.51%
MGS-S Customer 3923	\$ 23,848.21	\$ 23,964.34	0.49%	\$ 2,697.20	\$ 2,856.61	5.91%
MGS-S Customer 3924	\$ 27,721.14	\$ 27,841.17	0.43%	\$ 2,911.29	\$ 3,061.53	5.16%
MGS-S Customer 3925	\$ 22,835.56	\$ 22,946.81	0.49%	\$ 2,513.78	\$ 2,658.35	5.75%
MGS-S Customer 3926	\$ 9,989.47	\$ 10,064.25	0.75%	\$ 1,447.85	\$ 1,551.93	7.19%
MGS-S Customer 3927	\$ 20,965.10	\$ 21,059.27	0.45%	\$ 2,326.58	\$ 2,443.21	5.01%
MGS-S Customer 3928	\$ 10,992.67	\$ 11,089.81	0.88%	\$ 1,873.73	\$ 2,009.10	7.22%
MGS-S Customer 3929	\$ 10,586.77	\$ 10,690.33	0.98%	\$ 2,164.22	\$ 2,303.73	6.45%
MGS-S Customer 3930	\$ 31,097.88	\$ 31,217.65	0.39%	\$ 3,485.81	\$ 3,618.97	3.82%
MGS-S Customer 3931	\$ 20,974.23	\$ 21,096.57	0.58%	\$ 3,013.09	\$ 3,164.57	5.03%
MGS-S Customer 3932	\$ 30,924.37	\$ 31,050.84	0.41%	\$ 3,202.37	\$ 3,356.72	4.82%
MGS-S Customer 3933	\$ 34,386.54	\$ 34,548.34	0.47%	\$ 4,800.56	\$ 4,977.54	3.69%
MGS-S Customer 3934	\$ 16,402.30	\$ 16,517.10	0.70%	\$ 2,673.25	\$ 2,819.99	5.49%
MGS-S Customer 3935	\$ 19,623.82	\$ 19,727.61	0.53%	\$ 2,174.55	\$ 2,314.22	6.42%
MGS-S Customer 3936	\$ 12,552.31	\$ 12,630.06	0.62%	\$ 1,584.42	\$ 1,690.60	6.70%
MGS-S Customer 3937	\$ 12,736.17	\$ 12,845.77	0.86%	\$ 2,435.01	\$ 2,578.18	5.88%
MGS-S Customer 3938	\$ 16,347.77	\$ 16,464.94	0.72%	\$ 2,779.67	\$ 2,927.87	5.33%
MGS-S Customer 3939	\$ 10,072.21	\$ 10,167.20	0.94%	\$ 1,775.89	\$ 1,909.86	7.54%
MGS-S Customer 3940	\$ 33,366.17	\$ 33,478.32	0.34%	\$ 3,142.27	\$ 3,270.63	4.08%
MGS-S Customer 3941	\$ 8,725.43	\$ 8,818.30	1.06%	\$ 1,679.84	\$ 1,812.44	7.89%
MGS-S Customer 3942	\$ 38,515.98	\$ 38,689.06	0.45%	\$ 5,308.60	\$ 5,496.17	3.53%
MGS-S Customer 3943	\$ 10,364.45	\$ 10,453.78	0.86%	\$ 1,519.61	\$ 1,649.91	8.57%
MGS-S Customer 3944	\$ 22,047.48	\$ 22,253.37	0.93%	\$ 6,573.65	\$ 6,848.84	4.19%
MGS-S Customer 3945	\$ 10,263.34	\$ 10,360.48	0.95%	\$ 1,873.73	\$ 2,009.09	7.22%
MGS-S Customer 3946	\$ 75,974.79	\$ 76,185.26	0.28%	\$ 7,013.29	\$ 7,222.39	2.98%
MGS-S Customer 3947	\$ 20,270.54	\$ 20,361.00	0.45%	\$ 2,158.83	\$ 2,273.09	5.29%
MGS-S Customer 3948	\$ 11,837.89	\$ 11,912.66	0.63%	\$ 1,447.45	\$ 1,551.53	7.19%
MGS-S Customer 3949	\$ 33,616.40	\$ 33,751.47	0.40%	\$ 3,593.06	\$ 3,753.02	4.45%
MGS-S Customer 3950	\$ 25,058.08	\$ 25,182.63	0.50%	\$ 3,113.86	\$ 3,266.85	4.91%
MGS-S Customer 3951	\$ 13,464.63	\$ 13,551.46	0.64%	\$ 1,994.52	\$ 2,106.46	5.61%
MGS-S Customer 3952	\$ 11,840.99	\$ 11,940.30	0.84%	\$ 1,972.73	\$ 2,109.55	6.94%
MGS-S Customer 3953	\$ 18,709.36	\$ 18,799.57	0.48%	\$ 2,147.43	\$ 2,261.53	5.31%
MGS-S Customer 3954	\$ 20,482.72	\$ 20,601.62	0.58%	\$ 2,860.08	\$ 3,009.59	5.23%
MGS-S Customer 3955	\$ 16,721.61	\$ 16,823.13	0.61%	\$ 2,071.57	\$ 2,209.73	6.67%
MGS-S Customer 3956	\$ 23,087.05	\$ 23,202.22	0.50%	\$ 2,690.43	\$ 2,837.45	5.46%
MGS-S Customer 3957	\$ 17,815.92	\$ 17,933.89	0.66%	\$ 2,817.07	\$ 2,965.90	5.28%

Internal Use

Customer	Bundled 8/23 Prices	Bundled 1/24 Prices	Bundled % Difference	Distribution 1/24 Prices	Distribution 8/24 Prices	Distribution % Difference
MGS-S Customer 3958	\$ 6,052.37	\$ 6,121.60	1.14%	\$ 1,198.43	\$ 1,299.12	8.40%
MGS-S Customer 3959	\$ 10,218.82	\$ 10,309.97	0.89%	\$ 1,601.16	\$ 1,732.57	8.21%
MGS-S Customer 3960	\$ 28,466.85	\$ 28,607.09	0.49%	\$ 3,833.07	\$ 3,996.87	4.27%
MGS-S Customer 3961	\$ 15,032.65	\$ 15,113.55	0.54%	\$ 1,725.72	\$ 1,833.81	6.26%
MGS-S Customer 3962	\$ 11,200.26	\$ 11,300.30	0.89%	\$ 2,007.01	\$ 2,144.43	6.85%
MGS-S Customer 3963	\$ 24,484.39	\$ 24,582.10	0.40%	\$ 2,487.60	\$ 2,606.61	4.78%
MGS-S Customer 3964	\$ 4,902.95	\$ 4,972.39	1.42%	\$ 1,208.57	\$ 1,309.42	8.34%
MGS-S Customer 3965	\$ 3,715.62	\$ 3,778.83	1.70%	\$ 924.80	\$ 1,021.50	10.46%
MGS-S Customer 3966	\$ 36,014.43	\$ 36,155.44	0.39%	\$ 3,862.78	\$ 4,026.68	4.24%
MGS-S Customer 3967	\$ 5,330.79	\$ 5,394.46	1.19%	\$ 944.27	\$ 1,041.15	10.26%
MGS-S Customer 3968	\$ 17,755.75	\$ 17,841.42	0.48%	\$ 1,941.14	\$ 2,052.27	5.72%
MGS-S Customer 3969	\$ 20,050.51	\$ 20,161.50	0.55%	\$ 2,498.43	\$ 2,642.55	5.77%
MGS-S Customer 3970	\$ 234,894.19	\$ 235,314.53	0.18%	\$ 16,517.84	\$ 16,862.37	2.09%
MGS-S Customer 3971	\$ 10,152.58	\$ 10,234.60	0.81%	\$ 1,776.02	\$ 1,884.81	6.13%
MGS-S Customer 3972	\$ 219,440.98	\$ 219,888.70	0.20%	\$ 17,767.13	\$ 18,130.12	2.04%
MGS-S Customer 3973	\$ 35,697.91	\$ 35,844.86	0.41%	\$ 4,132.39	\$ 4,300.18	4.06%
MGS-S Customer 3974	\$ 1,074.08	\$ 1,130.43	5.25%	\$ 612.12	\$ 704.23	15.05%
MGS-S Customer 3975	\$ 5,067.41	\$ 5,122.13	1.08%	\$ 538.56	\$ 629.64	16.91%
MGS-S Customer 3976	\$ 13,216.89	\$ 13,295.13	0.59%	\$ 1,602.82	\$ 1,709.00	6.62%
MGS-S Customer 3977	\$ 52,635.02	\$ 52,836.81	0.38%	\$ 6,510.75	\$ 6,745.31	3.60%
MGS-S Customer 3978	\$ 7,395.32	\$ 7,471.03	1.02%	\$ 1,494.44	\$ 1,599.51	7.03%
MGS-S Customer 3979	\$ 5,276.53	\$ 5,343.26	1.26%	\$ 1,085.30	\$ 1,184.37	9.13%
MGS-S Customer 3980	\$ 53,592.70	\$ 53,764.81	0.32%	\$ 5,269.76	\$ 5,453.60	3.49%
MGS-S Customer 3981	\$ 45,059.65	\$ 45,199.30	0.31%	\$ 3,799.74	\$ 3,962.60	4.29%
MGS-S Customer 3982	\$ 59,555.09	\$ 59,750.36	0.33%	\$ 6,320.47	\$ 6,519.40	3.15%
MGS-S Customer 3983	\$ 3,668.06	\$ 3,733.30	1.78%	\$ 1,013.69	\$ 1,111.46	9.64%
MGS-S Customer 3984	\$ 67,065.06	\$ 67,241.42	0.26%	\$ 5,467.97	\$ 5,655.02	3.42%
MGS-S Customer 3985	\$ 35,130.40	\$ 35,263.96	0.38%	\$ 3,524.61	\$ 3,683.62	4.51%
MGS-S Customer 3986	\$ 18,304.55	\$ 18,420.48	0.63%	\$ 2,725.34	\$ 2,872.89	5.41%
MGS-S Customer 3987	\$ 14,888.17	\$ 14,968.66	0.54%	\$ 1,706.79	\$ 1,814.59	6.32%
MGS-S Customer 3988	\$ 4,607.31	\$ 4,671.30	1.39%	\$ 959.75	\$ 1,056.94	10.13%
MGS-S Customer 3989	\$ 18,552.61	\$ 18,660.91	0.58%	\$ 2,378.52	\$ 2,521.06	5.99%
MGS-S Customer 3990	\$ 79,899.03	\$ 80,131.46	0.29%	\$ 8,007.66	\$ 8,230.93	2.79%
MGS-S Customer 3991	\$ 1,076.93	\$ 1,133.11	5.22%	\$ 604.56	\$ 696.57	15.22%
MGS-S Customer 3992	\$ 13,847.11	\$ 13,933.43	0.62%	\$ 1,970.60	\$ 2,082.17	5.66%
MGS-S Customer 3993	\$ 152,311.68	\$ 152,657.08	0.23%	\$ 13,131.14	\$ 13,427.89	2.26%
MGS-S Customer 3994	\$ 15,744.35	\$ 15,855.65	0.71%	\$ 2,515.40	\$ 2,659.95	5.75%
MGS-S Customer 3995	\$ 60,979.49	\$ 61,172.42	0.32%	\$ 6,209.78	\$ 6,406.78	3.17%
MGS-S Customer 3996	\$ 22,466.27	\$ 22,577.85	0.50%	\$ 3,116.16	\$ 3,244.16	4.11%
MGS-S Customer 3997	\$ 15,859.03	\$ 15,946.33	0.55%	\$ 2,015.27	\$ 2,127.45	5.57%

Internal Use

Customer	Bundled 8/23 Prices	Bundled 1/24 Prices	Bundled % Difference	Distribution 1/24 Prices	Distribution 8/24 Prices	Distribution % Difference
MGS-S Customer 3998	\$ 22,009.68	\$ 22,124.08	0.52%	\$ 3,240.92	\$ 3,370.49	4.00%
MGS-S Customer 3999	\$ 44,800.29	\$ 44,969.01	0.38%	\$ 5,115.79	\$ 5,297.42	3.55%
MGS-S Customer 4000	\$ 23,164.28	\$ 23,258.69	0.41%	\$ 2,337.87	\$ 2,454.73	5.00%
MGS-S Customer 4001	\$ 16,522.56	\$ 16,616.22	0.57%	\$ 2,304.02	\$ 2,420.39	5.05%
MGS-S Customer 4002	\$ 8,961.73	\$ 9,038.53	0.86%	\$ 1,540.23	\$ 1,645.71	6.85%
MGS-S Customer 4003	\$ 80,328.41	\$ 80,555.31	0.28%	\$ 7,757.66	\$ 7,977.39	2.83%
MGS-S Customer 4004	\$ 10,562.77	\$ 10,664.95	0.97%	\$ 2,100.65	\$ 2,239.15	6.59%
MGS-S Customer 4005	\$ 18,004.16	\$ 18,068.81	0.36%	\$ 987.15	\$ 1,084.55	9.87%
MGS-S Customer 4006	\$ 7,102.84	\$ 7,173.62	1.00%	\$ 1,266.45	\$ 1,367.96	8.02%
MGS-S Customer 4007	\$ 9,312.65	\$ 9,390.90	0.84%	\$ 1,605.68	\$ 1,712.07	6.63%
MGS-S Customer 4008	\$ 36,855.59	\$ 36,986.18	0.35%	\$ 3,977.63	\$ 4,117.93	3.53%
MGS-S Customer 4009	\$ 85,034.39	\$ 85,237.93	0.24%	\$ 6,697.65	\$ 6,902.10	3.05%
MGS-S Customer 4010	\$ 8,942.54	\$ 9,028.06	0.96%	\$ 1,936.53	\$ 2,047.77	5.74%
MGS-S Customer 4011	\$ 13,333.64	\$ 13,433.09	0.75%	\$ 2,568.30	\$ 2,688.58	4.68%
MGS-S Customer 4012	\$ 36,046.90	\$ 36,184.80	0.38%	\$ 3,720.98	\$ 3,882.78	4.35%
MGS-S Customer 4013	\$ 27,233.88	\$ 27,350.02	0.43%	\$ 2,733.55	\$ 2,881.13	5.40%
MGS-S Customer 4014	\$ 46,466.75	\$ 46,628.17	0.35%	\$ 4,788.62	\$ 4,965.81	3.70%
MGS-S Customer 4015	\$ 18,137.19	\$ 18,217.77	0.44%	\$ 1,709.81	\$ 1,817.60	6.30%
MGS-S Customer 4016	\$ 44,849.29	\$ 45,028.31	0.40%	\$ 5,584.13	\$ 5,772.54	3.37%
MGS-S Customer 4017	\$ 7,867.82	\$ 7,953.12	1.08%	\$ 1,336.16	\$ 1,463.80	9.55%
MGS-S Customer 4018	\$ 93,274.49	\$ 93,573.37	0.32%	\$ 10,844.58	\$ 11,163.17	2.94%
MGS-S Customer 4019	\$ 167,630.18	\$ 167,978.60	0.21%	\$ 13,261.95	\$ 13,560.18	2.25%
MGS-S Customer 4020	\$ 44,464.82	\$ 44,637.60	0.39%	\$ 5,303.32	\$ 5,487.82	3.48%
MGS-S Customer 4021	\$ 5,865.17	\$ 5,938.24	1.25%	\$ 1,370.09	\$ 1,473.06	7.52%
MGS-S Customer 4022	\$ 12,427.74	\$ 12,505.69	0.63%	\$ 1,589.08	\$ 1,695.04	6.67%
MGS-S Customer 4023	\$ 38,515.98	\$ 38,663.48	0.38%	\$ 4,159.26	\$ 4,327.53	4.05%
MGS-S Customer 4024	\$ 27,435.79	\$ 27,538.76	0.38%	\$ 2,725.52	\$ 2,847.88	4.49%
MGS-S Customer 4025	\$ 33,699.50	\$ 33,822.15	0.36%	\$ 3,618.13	\$ 3,753.28	3.74%
MGS-S Customer 4026	\$ 598.11	\$ 653.05	9.19%	\$ 548.50	\$ 639.72	16.63%
MGS-S Customer 4027	\$ 28,083.59	\$ 28,232.73	0.53%	\$ 4,231.96	\$ 4,401.16	4.00%
MGS-S Customer 4028	\$ 13,950.47	\$ 14,049.09	0.71%	\$ 1,940.90	\$ 2,077.25	7.03%
MGS-S Customer 4029	\$ 7,233.41	\$ 7,309.20	1.05%	\$ 1,496.72	\$ 1,601.73	7.02%
MGS-S Customer 4030	\$ 15,910.11	\$ 15,997.39	0.55%	\$ 2,016.17	\$ 2,128.51	5.57%
MGS-S Customer 4031	\$ 18,894.47	\$ 19,001.55	0.57%	\$ 2,322.73	\$ 2,464.44	6.10%
MGS-S Customer 4032	\$ 14,458.49	\$ 14,553.25	0.66%	\$ 1,765.21	\$ 1,898.99	7.58%
MGS-S Customer 4033	\$ 12,270.71	\$ 12,368.19	0.79%	\$ 1,889.24	\$ 2,024.82	7.18%
MGS-S Customer 4034	\$ 16,716.96	\$ 16,808.03	0.54%	\$ 2,186.44	\$ 2,301.11	5.24%
MGS-S Customer 4035	\$ 13,879.25	\$ 13,972.02	0.67%	\$ 2,263.48	\$ 2,379.23	5.11%
MGS-S Customer 4036	\$ 24,913.86	\$ 25,041.34	0.51%	\$ 3,247.71	\$ 3,402.68	4.77%
MGS-S Customer 4037	\$ 33,922.43	\$ 34,029.30	0.32%	\$ 2,903.09	\$ 3,028.04	4.30%

Internal Use

Customer	Bundled 8/23 Prices	Bundled 1/24 Prices	Bundled % Difference	Distribution 1/24 Prices	Distribution 8/24 Prices	Distribution % Difference
MGS-S Customer 4038	\$ 15,289.06	\$ 15,389.35	0.66%	\$ 2,016.86	\$ 2,154.31	6.82%
MGS-S Customer 4039	\$ 13,734.66	\$ 13,831.73	0.71%	\$ 1,870.45	\$ 2,005.77	7.23%
MGS-S Customer 4040	\$ 72,298.20	\$ 72,535.28	0.33%	\$ 8,215.62	\$ 8,441.67	2.75%
MGS-S Customer 4041	\$ 19,875.14	\$ 19,965.69	0.46%	\$ 2,161.23	\$ 2,275.43	5.28%
MGS-S Customer 4042	\$ 16,801.34	\$ 16,905.27	0.62%	\$ 2,179.66	\$ 2,319.31	6.41%
MGS-S Customer 4043	\$ 9,881.22	\$ 9,974.71	0.95%	\$ 1,708.38	\$ 1,841.40	7.79%
MGS-S Customer 4044	\$ 12,917.29	\$ 13,039.51	0.95%	\$ 3,017.79	\$ 3,170.04	5.05%
MGS-S Customer 4045	\$ 29,498.02	\$ 29,642.57	0.49%	\$ 4,026.50	\$ 4,192.96	4.13%
MGS-S Customer 4046	\$ 26,116.16	\$ 26,240.14	0.47%	\$ 3,090.45	\$ 3,243.22	4.94%
MGS-S Customer 4047	\$ 68,480.33	\$ 68,678.04	0.29%	\$ 6,430.30	\$ 6,630.75	3.12%
MGS-S Customer 4048	\$ 19,947.80	\$ 20,042.06	0.47%	\$ 2,329.97	\$ 2,446.64	5.01%
MGS-S Customer 4049	\$ 16,264.57	\$ 16,381.52	0.72%	\$ 2,770.05	\$ 2,918.13	5.35%
MGS-S Customer 4050	\$ 15,199.92	\$ 15,300.59	0.66%	\$ 2,033.57	\$ 2,171.20	6.77%
MGS-S Customer 4051	\$ 19,104.64	\$ 19,241.63	0.72%	\$ 4,266.67	\$ 4,411.02	3.38%
MGS-S Customer 4052	\$ 53,714.89	\$ 53,873.25	0.29%	\$ 4,648.53	\$ 4,823.59	3.77%
MGS-S Customer 4053	\$ 25,340.25	\$ 25,468.37	0.51%	\$ 3,279.28	\$ 3,434.87	4.74%
MGS-S Customer 4054	\$ 12,995.73	\$ 13,070.42	0.57%	\$ 1,443.49	\$ 1,547.51	7.21%
MGS-S Customer 4055	\$ 10,002.59	\$ 10,096.45	0.94%	\$ 1,724.12	\$ 1,857.29	7.72%
MGS-S Customer 4056	\$ 47,731.15	\$ 47,875.43	0.30%	\$ 4,009.17	\$ 4,175.02	4.14%
MGS-S Customer 4057	\$ 114,584.95	\$ 114,889.46	0.27%	\$ 11,272.08	\$ 11,541.86	2.39%
MGS-S Customer 4058	\$ 11,400.28	\$ 11,498.83	0.86%	\$ 1,937.76	\$ 2,074.06	7.03%
MGS-S Customer 4059	\$ 13,545.13	\$ 13,656.07	0.82%	\$ 2,499.62	\$ 2,644.00	5.78%
MGS-S Customer 4060	\$ 18,305.37	\$ 18,442.70	0.75%	\$ 3,575.71	\$ 3,773.82	5.54%
MGS-S Customer 4061	\$ 9,353.04	\$ 9,447.58	1.01%	\$ 1,754.19	\$ 1,887.72	7.61%
MGS-S Customer 4062	\$ 46,652.69	\$ 46,819.64	0.36%	\$ 5,037.19	\$ 5,217.78	3.59%
MGS-S Customer 4063	\$ 7,504.10	\$ 7,604.79	1.34%	\$ 2,033.66	\$ 2,171.27	6.77%
MGS-S Customer 4064	\$ 18,549.35	\$ 18,656.55	0.58%	\$ 2,327.80	\$ 2,469.55	6.09%
MGS-S Customer 4065	\$ 19,968.74	\$ 20,074.97	0.53%	\$ 2,283.84	\$ 2,424.97	6.18%
MGS-S Customer 4066	\$ 27,785.75	\$ 27,906.15	0.43%	\$ 2,928.51	\$ 3,078.99	5.14%
MGS-S Customer 4067	\$ 37,919.32	\$ 38,076.23	0.41%	\$ 4,578.74	\$ 4,752.54	3.80%
MGS-S Customer 4068	\$ 6,165.32	\$ 6,240.39	1.22%	\$ 1,458.43	\$ 1,562.49	7.14%
MGS-S Customer 4069	\$ 11,717.70	\$ 11,805.31	0.75%	\$ 2,028.18	\$ 2,140.49	5.54%
MGS-S Customer 4070	\$ 11,962.61	\$ 12,063.04	0.84%	\$ 2,015.17	\$ 2,153.56	6.87%
MGS-S Customer 4071	\$ 5,555.98	\$ 5,635.04	1.42%	\$ 1,053.68	\$ 1,177.28	11.73%
MGS-S Customer 4072	\$ 50,967.89	\$ 51,149.96	0.36%	\$ 5,724.33	\$ 5,914.89	3.33%
MGS-S Customer 4073	\$ 174,934.62	\$ 175,261.76	0.19%	\$ 12,301.93	\$ 12,586.72	2.32%
MGS-S Customer 4074	\$ 34,805.64	\$ 34,924.62	0.34%	\$ 3,449.80	\$ 3,582.42	3.84%
MGS-S Customer 4075	\$ 81,105.13	\$ 81,326.89	0.27%	\$ 7,528.08	\$ 7,744.75	2.88%
MGS-S Customer 4076	\$ 14,811.02	\$ 14,893.88	0.56%	\$ 1,813.71	\$ 1,923.03	6.03%
MGS-S Customer 4077	\$ 15,990.53	\$ 16,073.04	0.52%	\$ 1,798.24	\$ 1,907.36	6.07%

Internal Use

Customer	Bundled 8/23 Prices	Bundled 1/24 Prices	Bundled % Difference	Distribution 1/24 Prices	Distribution 8/24 Prices	Distribution % Difference
MGS-S Customer 4078	\$ 19,416.16	\$ 19,528.41	0.58%	\$ 3,144.86	\$ 3,273.13	4.08%
MGS-S Customer 4079	\$ 20,068.22	\$ 20,175.09	0.53%	\$ 2,314.52	\$ 2,456.18	6.12%
MGS-S Customer 4080	\$ 6,414.90	\$ 6,504.57	1.40%	\$ 2,123.62	\$ 2,237.44	5.36%
MGS-S Customer 4081	\$ 11,008.40	\$ 11,083.83	0.69%	\$ 1,476.92	\$ 1,581.39	7.07%
MGS-S Customer 4082	\$ 15,473.80	\$ 15,574.36	0.65%	\$ 2,027.52	\$ 2,165.01	6.78%
MGS-S Customer 4083	\$ 4,227.25	\$ 4,292.90	1.55%	\$ 1,035.44	\$ 1,133.75	9.49%
MGS-S Customer 4084	\$ 4,470.01	\$ 4,535.07	1.46%	\$ 1,010.06	\$ 1,108.07	9.70%
MGS-S Customer 4085	\$ 38,471.93	\$ 38,611.26	0.36%	\$ 3,788.59	\$ 3,951.56	4.30%
MGS-S Customer 4086	\$ 7,326.70	\$ 7,435.72	1.49%	\$ 2,337.06	\$ 2,502.67	7.09%
MGS-S Customer 4087	\$ 25,288.64	\$ 25,411.30	0.49%	\$ 3,031.78	\$ 3,183.82	5.01%
MGS-S Customer 4088	\$ 38,254.61	\$ 38,448.45	0.51%	\$ 6,197.26	\$ 6,412.48	3.47%
MGS-S Customer 4089	\$ 7,713.96	\$ 7,802.19	1.14%	\$ 1,469.06	\$ 1,598.56	8.82%
MGS-S Customer 4090	\$ 12,393.93	\$ 12,492.35	0.79%	\$ 1,929.55	\$ 2,065.60	7.05%
MGS-S Customer 4091	\$ 15,201.02	\$ 15,285.26	0.55%	\$ 1,877.14	\$ 1,987.40	5.87%
MGS-S Customer 4092	\$ 10,872.19	\$ 10,966.38	0.87%	\$ 1,739.25	\$ 1,872.64	7.67%
MGS-S Customer 4093	\$ 50,664.15	\$ 50,837.12	0.34%	\$ 5,313.19	\$ 5,497.93	3.48%
MGS-S Customer 4094	\$ 29,793.05	\$ 29,920.22	0.43%	\$ 3,232.36	\$ 3,386.99	4.78%
MGS-S Customer 4095	\$ 119,859.54	\$ 120,292.13	0.36%	\$ 17,052.36	\$ 17,412.08	2.11%
MGS-S Customer 4096	\$ 27,918.68	\$ 28,043.58	0.45%	\$ 3,132.07	\$ 3,285.45	4.90%
MGS-S Customer 4097	\$ 38,766.37	\$ 38,908.91	0.37%	\$ 3,928.97	\$ 4,093.57	4.19%
MGS-S Customer 4098	\$ 25,485.67	\$ 25,614.75	0.51%	\$ 3,323.23	\$ 3,479.48	4.70%
MGS-S Customer 4099	\$ 27,825.99	\$ 27,960.61	0.48%	\$ 3,568.97	\$ 3,728.34	4.47%
MGS-S Customer 4100	\$ 11,257.57	\$ 11,353.61	0.85%	\$ 1,823.62	\$ 1,958.25	7.38%
MGS-S Customer 4101	\$ 8,534.11	\$ 8,623.43	1.05%	\$ 1,519.07	\$ 1,649.36	8.58%
MGS-S Customer 4102	\$ 11,481.65	\$ 11,578.17	0.84%	\$ 1,845.07	\$ 1,980.01	7.31%
MGS-S Customer 4103	\$ 10,099.87	\$ 10,190.01	0.89%	\$ 1,555.34	\$ 1,686.09	8.41%
MGS-S Customer 4104	\$ 15,167.47	\$ 15,269.51	0.67%	\$ 2,095.60	\$ 2,234.15	6.61%
MGS-S Customer 4105	\$ 16,911.94	\$ 17,026.86	0.68%	\$ 2,679.96	\$ 2,826.90	5.48%
MGS-S Customer 4106	\$ 27,204.01	\$ 27,346.48	0.52%	\$ 3,930.24	\$ 4,095.17	4.20%
MGS-S Customer 4107	\$ 13,152.10	\$ 13,244.98	0.71%	\$ 2,267.07	\$ 2,382.81	5.11%
MGS-S Customer 4108	\$ 7,235.65	\$ 7,325.78	1.25%	\$ 1,557.29	\$ 1,688.23	8.41%
MGS-S Customer 4109	\$ 10,686.41	\$ 10,779.46	0.87%	\$ 1,688.52	\$ 1,821.25	7.86%
MGS-S Customer 4110	\$ 10,397.11	\$ 10,494.33	0.94%	\$ 1,877.82	\$ 2,013.30	7.21%
MGS-S Customer 4111	\$ 67,640.85	\$ 67,837.17	0.29%	\$ 6,365.07	\$ 6,564.40	3.13%
MGS-S Customer 4112	\$ 82,349.99	\$ 82,613.31	0.32%	\$ 9,405.08	\$ 9,648.13	2.58%
MGS-S Customer 4113	\$ 16,531.75	\$ 16,616.22	0.51%	\$ 1,886.66	\$ 1,997.02	5.85%
MGS-S Customer 4114	\$ 17,567.83	\$ 17,716.97	0.85%	\$ 4,230.76	\$ 4,399.88	4.00%
MGS-S Customer 4115	\$ 10,410.21	\$ 10,495.57	0.82%	\$ 1,933.54	\$ 2,045.02	5.77%
MGS-S Customer 4116	\$ 10,794.11	\$ 10,888.94	0.88%	\$ 1,770.41	\$ 1,904.42	7.57%
MGS-S Customer 4117	\$ 51,680.78	\$ 51,865.01	0.36%	\$ 5,821.31	\$ 6,013.17	3.30%

Internal Use

Customer	Bundled 8/23 Prices	Bundled 1/24 Prices	Bundled % Difference	Distribution 1/24 Prices	Distribution 8/24 Prices	Distribution % Difference
MGS-S Customer 4118	\$ 17,537.15	\$ 17,646.75	0.62%	\$ 2,439.12	\$ 2,582.62	5.88%
MGS-S Customer 4119	\$ 36,921.16	\$ 37,046.03	0.34%	\$ 3,717.97	\$ 3,854.51	3.67%
MGS-S Customer 4120	\$ 5,682.70	\$ 5,749.81	1.18%	\$ 1,101.63	\$ 1,200.85	9.01%
MGS-S Customer 4121	\$ 15,192.65	\$ 15,298.30	0.70%	\$ 2,260.17	\$ 2,401.14	6.24%
MGS-S Customer 4122	\$ 9,689.59	\$ 9,776.36	0.90%	\$ 1,991.33	\$ 2,103.19	5.62%
MGS-S Customer 4123	\$ 12,949.72	\$ 13,030.71	0.63%	\$ 1,729.30	\$ 1,837.42	6.25%
MGS-S Customer 4124	\$ 7,392.01	\$ 7,476.71	1.15%	\$ 1,307.23	\$ 1,434.33	9.72%
MGS-S Customer 4125	\$ 42,678.88	\$ 42,833.36	0.36%	\$ 4,471.61	\$ 4,644.05	3.86%
MGS-S Customer 4126	\$ 40,406.86	\$ 40,572.56	0.41%	\$ 4,979.89	\$ 5,159.62	3.61%
MGS-S Customer 4127	\$ 130,791.18	\$ 131,129.00	0.26%	\$ 12,762.77	\$ 13,054.76	2.29%
MGS-S Customer 4128	\$ 20,290.79	\$ 20,405.27	0.56%	\$ 2,658.85	\$ 2,805.41	5.51%
MGS-S Customer 4129	\$ 46,497.94	\$ 46,658.91	0.35%	\$ 4,766.41	\$ 4,943.15	3.71%
MGS-S Customer 4130	\$ 14,056.69	\$ 14,151.43	0.67%	\$ 1,766.89	\$ 1,900.88	7.58%
MGS-S Customer 4131	\$ 4,284.53	\$ 4,347.94	1.48%	\$ 931.29	\$ 1,027.90	10.37%
MGS-S Customer 4132	\$ 3,982.34	\$ 4,072.86	2.27%	\$ 1,570.53	\$ 1,701.35	8.33%
MGS-S Customer 4133	\$ 39,652.60	\$ 39,795.12	0.36%	\$ 3,903.63	\$ 4,075.30	4.40%
MGS-S Customer 4134	\$ 76,262.21	\$ 76,524.44	0.34%	\$ 9,272.88	\$ 9,539.30	2.87%
MGS-S Customer 4135	\$ 17,197.39	\$ 17,312.33	0.67%	\$ 2,681.73	\$ 2,828.72	5.48%
MGS-S Customer 4136	\$ 36,615.36	\$ 36,760.09	0.40%	\$ 4,030.81	\$ 4,197.07	4.12%
MGS-S Customer 4137	\$ 15,504.46	\$ 15,605.16	0.65%	\$ 1,976.35	\$ 2,131.35	7.84%
MGS-S Customer 4138	\$ 83,859.36	\$ 84,076.32	0.26%	\$ 7,302.91	\$ 7,517.18	2.93%
MGS-S Customer 4139	\$ 27,524.32	\$ 27,651.42	0.46%	\$ 3,231.88	\$ 3,386.71	4.79%
MGS-S Customer 4140	\$ 7,235.69	\$ 7,333.97	1.36%	\$ 1,926.18	\$ 2,062.34	7.07%
MGS-S Customer 4141	\$ 57,736.46	\$ 57,916.68	0.31%	\$ 5,638.17	\$ 5,827.33	3.35%
MGS-S Customer 4142	\$ 9,448.66	\$ 9,543.22	1.00%	\$ 2,344.30	\$ 2,461.22	4.99%
MGS-S Customer 4143	\$ 28,835.46	\$ 28,993.89	0.55%	\$ 4,649.80	\$ 4,824.76	3.76%
MGS-S Customer 4144	\$ 15,293.11	\$ 15,402.80	0.72%	\$ 2,443.11	\$ 2,586.65	5.88%
MGS-S Customer 4145	\$ 20,380.05	\$ 20,511.66	0.65%	\$ 3,432.62	\$ 3,590.03	4.59%
MGS-S Customer 4146	\$ 16,519.29	\$ 16,630.23	0.67%	\$ 2,498.90	\$ 2,643.20	5.77%
MGS-S Customer 4147	\$ 18,723.48	\$ 18,812.44	0.48%	\$ 2,091.86	\$ 2,205.24	5.42%
MGS-S Customer 4148	\$ 14,453.51	\$ 14,554.88	0.70%	\$ 2,063.08	\$ 2,201.03	6.69%
MGS-S Customer 4149	\$ 41,954.48	\$ 42,095.54	0.34%	\$ 3,862.93	\$ 4,026.66	4.24%
MGS-S Customer 4150	\$ 19,590.75	\$ 19,683.76	0.47%	\$ 2,273.22	\$ 2,389.06	5.10%
MGS-S Customer 4151	\$ 17,253.67	\$ 17,342.61	0.52%	\$ 2,089.33	\$ 2,202.57	5.42%
MGS-S Customer 4152	\$ 18,969.70	\$ 19,087.61	0.62%	\$ 2,815.24	\$ 2,964.10	5.29%
MGS-S Customer 4153	\$ 5,166.75	\$ 5,245.63	1.53%	\$ 1,045.48	\$ 1,168.95	11.81%
MGS-S Customer 4154	\$ 96,447.83	\$ 96,727.33	0.29%	\$ 10,147.20	\$ 10,401.49	2.51%
MGS-S Customer 4155	\$ 23,684.92	\$ 23,797.09	0.47%	\$ 2,554.07	\$ 2,699.13	5.68%
MGS-S Customer 4156	\$ 8,420.82	\$ 8,506.25	1.01%	\$ 1,342.67	\$ 1,470.43	9.52%
MGS-S Customer 4157	\$ 21,426.37	\$ 21,538.92	0.53%	\$ 2,573.80	\$ 2,719.29	5.65%

Internal Use

Customer	Bundled 8/23 Prices	Bundled 1/24 Prices	Bundled % Difference	Distribution 1/24 Prices	Distribution 8/24 Prices	Distribution % Difference
MGS-S Customer 4158	\$ 4,878.42	\$ 4,957.98	1.63%	\$ 1,076.65	\$ 1,200.61	11.51%
MGS-S Customer 4159	\$ 19,805.83	\$ 19,909.48	0.52%	\$ 2,167.97	\$ 2,307.52	6.44%
MGS-S Customer 4160	\$ 5,363.69	\$ 5,444.55	1.51%	\$ 1,135.40	\$ 1,260.18	10.99%
MGS-S Customer 4161	\$ 17,536.22	\$ 17,640.53	0.59%	\$ 2,197.90	\$ 2,337.87	6.37%
MGS-S Customer 4162	\$ 13,158.93	\$ 13,266.42	0.82%	\$ 2,341.97	\$ 2,483.97	6.06%
MGS-S Customer 4163	\$ 64,194.02	\$ 64,383.22	0.29%	\$ 6,048.03	\$ 6,243.25	3.23%
MGS-S Customer 4164	\$ 13,322.68	\$ 13,415.05	0.69%	\$ 1,657.18	\$ 1,789.44	7.98%
MGS-S Customer 4165	\$ 16,945.89	\$ 17,050.99	0.62%	\$ 2,233.37	\$ 2,373.84	6.29%
MGS-S Customer 4166	\$ 15,647.45	\$ 15,763.83	0.74%	\$ 2,745.35	\$ 2,893.15	5.38%
MGS-S Customer 4167	\$ 251,587.01	\$ 252,031.52	0.18%	\$ 17,621.38	\$ 17,982.24	2.05%
MGS-S Customer 4168	\$ 19,646.22	\$ 19,767.38	0.62%	\$ 2,962.91	\$ 3,113.90	5.10%
MGS-S Customer 4169	\$ 8,618.46	\$ 8,707.53	1.03%	\$ 1,507.54	\$ 1,637.67	8.63%
MGS-S Customer 4170	\$ 39,824.10	\$ 39,975.29	0.38%	\$ 4,323.03	\$ 4,493.43	3.94%
MGS-S Customer 4171	\$ 18,536.71	\$ 18,644.34	0.58%	\$ 2,348.70	\$ 2,490.84	6.05%
MGS-S Customer 4172	\$ 37,552.54	\$ 37,686.71	0.36%	\$ 3,552.57	\$ 3,711.98	4.49%
MGS-S Customer 4173	\$ 14,255.44	\$ 14,356.35	0.71%	\$ 2,044.15	\$ 2,181.90	6.74%
MGS-S Customer 4174	\$ 14,580.69	\$ 14,681.32	0.69%	\$ 2,032.20	\$ 2,169.85	6.77%
MGS-S Customer 4175	\$ 56,587.12	\$ 56,761.17	0.31%	\$ 5,358.19	\$ 5,543.33	3.46%
MGS-S Customer 4176	\$ 77,154.58	\$ 77,443.21	0.37%	\$ 10,546.75	\$ 10,805.76	2.46%
MGS-S Customer 4177	\$ 10,556.64	\$ 10,649.67	0.88%	\$ 1,687.72	\$ 1,820.44	7.86%
MGS-S Customer 4178	\$ 13,969.25	\$ 14,050.45	0.58%	\$ 1,739.05	\$ 1,847.31	6.23%
MGS-S Customer 4179	\$ 32,779.86	\$ 32,924.75	0.44%	\$ 4,039.82	\$ 4,206.29	4.12%
MGS-S Customer 4180	\$ 12,880.48	\$ 12,969.34	0.69%	\$ 1,497.26	\$ 1,627.17	8.68%
MGS-S Customer 4181	\$ 17,561.28	\$ 17,652.64	0.52%	\$ 2,199.83	\$ 2,314.72	5.22%
MGS-S Customer 4182	\$ 87,434.73	\$ 87,692.04	0.29%	\$ 9,129.81	\$ 9,368.76	2.62%
MGS-S Customer 4183	\$ 8,030.05	\$ 8,109.04	0.98%	\$ 1,637.21	\$ 1,743.93	6.52%
MGS-S Customer 4184	\$ 28,530.56	\$ 28,640.99	0.39%	\$ 3,063.73	\$ 3,190.96	4.15%
MGS-S Customer 4185	\$ 13,435.21	\$ 13,558.71	0.92%	\$ 2,975.82	\$ 3,156.27	6.06%
MGS-S Customer 4186	\$ 65,238.27	\$ 65,462.29	0.34%	\$ 7,618.89	\$ 7,836.08	2.85%
MGS-S Customer 4187	\$ 57,211.32	\$ 57,404.69	0.34%	\$ 6,236.72	\$ 6,434.61	3.17%
MGS-S Customer 4188	\$ 80,084.36	\$ 80,312.37	0.28%	\$ 7,800.62	\$ 8,020.48	2.82%
MGS-S Customer 4189	\$ 14,113.31	\$ 14,218.28	0.74%	\$ 2,229.45	\$ 2,369.97	6.30%
MGS-S Customer 4190	\$ 47,138.82	\$ 47,304.09	0.35%	\$ 4,962.05	\$ 5,141.63	3.62%
MGS-S Customer 4191	\$ 13,321.81	\$ 13,429.33	0.81%	\$ 2,344.71	\$ 2,486.87	6.06%
MGS-S Customer 4192	\$ 6,098.45	\$ 6,169.54	1.17%	\$ 1,282.19	\$ 1,384.02	7.94%
MGS-S Customer 4193	\$ 35,132.88	\$ 35,257.35	0.35%	\$ 3,699.74	\$ 3,836.03	3.68%
MGS-S Customer 4194	\$ 11,240.24	\$ 11,338.74	0.88%	\$ 1,934.71	\$ 2,070.89	7.04%
MGS-S Customer 4195	\$ 34,394.05	\$ 34,525.53	0.38%	\$ 3,429.14	\$ 3,586.71	4.60%
MGS-S Customer 4196	\$ 20,724.06	\$ 20,812.90	0.43%	\$ 2,085.41	\$ 2,198.64	5.43%
MGS-S Customer 4197	\$ 11,527.53	\$ 11,625.25	0.85%	\$ 1,900.21	\$ 2,035.99	7.15%

Internal Use

Customer	Bundled 8/23 Prices	Bundled 1/24 Prices	Bundled % Difference	Distribution 1/24 Prices	Distribution 8/24 Prices	Distribution % Difference
MGS-S Customer 4198	\$ 21,246.15	\$ 21,359.13	0.53%	\$ 2,591.42	\$ 2,737.04	5.62%
MGS-S Customer 4199	\$ 9,375.39	\$ 9,455.98	0.86%	\$ 1,710.31	\$ 1,818.10	6.30%
MGS-S Customer 4200	\$ 9,093.57	\$ 9,195.20	1.12%	\$ 2,077.31	\$ 2,215.62	6.66%
MGS-S Customer 4201	\$ 9,941.03	\$ 10,039.46	0.99%	\$ 1,931.17	\$ 2,067.29	7.05%
MGS-S Customer 4202	\$ 13,241.41	\$ 13,344.72	0.78%	\$ 2,153.05	\$ 2,292.40	6.47%
MGS-S Customer 4203	\$ 10,190.80	\$ 10,288.44	0.96%	\$ 1,895.17	\$ 2,030.76	7.15%
MGS-S Customer 4204	\$ 14,779.52	\$ 14,865.24	0.58%	\$ 1,943.28	\$ 2,054.43	5.72%
MGS-S Customer 4205	\$ 7,953.00	\$ 8,047.24	1.18%	\$ 1,742.66	\$ 1,876.18	7.66%
MGS-S Customer 4206	\$ 31,793.74	\$ 31,914.47	0.38%	\$ 2,941.24	\$ 3,091.77	5.12%
MGS-S Customer 4207	\$ 15,632.28	\$ 15,687.00	0.35%	\$ 538.56	\$ 629.64	16.91%
MGS-S Customer 4208	\$ 14,545.92	\$ 14,647.24	0.70%	\$ 2,063.78	\$ 2,201.91	6.69%
MGS-S Customer 4209	\$ 11,010.36	\$ 11,113.09	0.93%	\$ 2,127.84	\$ 2,266.90	6.54%
MGS-S Customer 4210	\$ 11,760.78	\$ 11,863.46	0.87%	\$ 2,124.68	\$ 2,263.63	6.54%
MGS-S Customer 4211	\$ 13,500.43	\$ 13,600.05	0.74%	\$ 1,986.43	\$ 2,123.44	6.90%
MGS-S Customer 4212	\$ 4,166.19	\$ 4,229.92	1.53%	\$ 945.70	\$ 1,042.52	10.24%
MGS-S Customer 4213	\$ 8,259.92	\$ 8,353.70	1.14%	\$ 1,719.78	\$ 1,852.84	7.74%
MGS-S Customer 4214	\$ 8,863.19	\$ 8,940.74	0.87%	\$ 1,573.92	\$ 1,679.87	6.73%
MGS-S Customer 4215	\$ 23,499.86	\$ 23,611.10	0.47%	\$ 3,099.71	\$ 3,227.39	4.12%
MGS-S Customer 4216	\$ 28,179.63	\$ 28,320.93	0.50%	\$ 3,874.07	\$ 4,037.98	4.23%
MGS-S Customer 4217	\$ 131,962.48	\$ 132,246.49	0.22%	\$ 10,345.76	\$ 10,602.48	2.48%
MGS-S Customer 4218	\$ 34,042.95	\$ 34,208.44	0.49%	\$ 4,969.78	\$ 5,149.33	3.61%
MGS-S Customer 4219	\$ 15,566.03	\$ 15,678.25	0.72%	\$ 2,558.48	\$ 2,703.74	5.68%
MGS-S Customer 4220	\$ 18,495.89	\$ 18,612.57	0.63%	\$ 2,760.46	\$ 2,908.61	5.37%
MGS-S Customer 4221	\$ 35,802.03	\$ 35,945.91	0.40%	\$ 3,992.27	\$ 4,157.94	4.15%
MGS-S Customer 4222	\$ 21,757.01	\$ 21,884.26	0.58%	\$ 3,240.73	\$ 3,395.81	4.79%
MGS-S Customer 4223	\$ 54,297.50	\$ 54,468.61	0.32%	\$ 5,223.03	\$ 5,406.11	3.51%
MGS-S Customer 4224	\$ 14,008.06	\$ 14,121.82	0.81%	\$ 2,603.44	\$ 2,756.64	5.88%
MGS-S Customer 4225	\$ 19,588.58	\$ 19,684.46	0.49%	\$ 2,403.47	\$ 2,521.20	4.90%
MGS-S Customer 4226	\$ 25,130.13	\$ 25,261.21	0.52%	\$ 3,412.33	\$ 3,569.74	4.61%
MGS-S Customer 4227	\$ 19,801.65	\$ 19,918.99	0.59%	\$ 2,789.73	\$ 2,938.22	5.32%
MGS-S Customer 4228	\$ 21,372.90	\$ 21,495.17	0.57%	\$ 3,010.04	\$ 3,161.49	5.03%
MGS-S Customer 4229	\$ 14,409.16	\$ 14,510.83	0.71%	\$ 2,078.26	\$ 2,216.52	6.65%
MGS-S Customer 4230	\$ 38,267.39	\$ 38,431.51	0.43%	\$ 4,904.99	\$ 5,083.41	3.64%
MGS-S Customer 4231	\$ 128,710.59	\$ 128,955.99	0.19%	\$ 8,591.22	\$ 8,822.53	2.69%
MGS-S Customer 4232	\$ 16,607.91	\$ 16,713.59	0.64%	\$ 2,261.41	\$ 2,402.35	6.23%
MGS-S Customer 4233	\$ 7,607.63	\$ 7,693.32	1.13%	\$ 1,353.67	\$ 1,481.54	9.45%
MGS-S Customer 4234	\$ 25,025.97	\$ 25,129.30	0.41%	\$ 2,742.30	\$ 2,864.93	4.47%
MGS-S Customer 4235	\$ 9,115.05	\$ 9,209.34	1.03%	\$ 2,331.39	\$ 2,448.06	5.00%
MGS-S Customer 4236	\$ 12,220.92	\$ 12,301.73	0.66%	\$ 1,720.69	\$ 1,828.67	6.28%
MGS-S Customer 4237	\$ 41,771.86	\$ 41,923.12	0.36%	\$ 4,325.76	\$ 4,496.16	3.94%

Internal Use

Customer	Bundled 8/23 Prices	Bundled 1/24 Prices	Bundled % Difference	Distribution 1/24 Prices	Distribution 8/24 Prices	Distribution % Difference
MGS-S Customer 4238	\$ 122,750.62	\$ 122,984.46	0.19%	\$ 8,065.58	\$ 8,289.26	2.77%
MGS-S Customer 4239	\$ 12,646.03	\$ 12,729.86	0.66%	\$ 1,862.35	\$ 1,972.68	5.92%
MGS-S Customer 4240	\$ 13,958.04	\$ 14,051.47	0.67%	\$ 2,294.46	\$ 2,410.73	5.07%
MGS-S Customer 4241	\$ 7,164.67	\$ 7,239.70	1.05%	\$ 870.57	\$ 991.51	13.89%
MGS-S Customer 4242	\$ 34,637.93	\$ 34,741.99	0.30%	\$ 2,774.41	\$ 2,897.42	4.43%
MGS-S Customer 4243	\$ 46,601.97	\$ 46,760.81	0.34%	\$ 4,673.72	\$ 4,849.41	3.76%
MGS-S Customer 4244	\$ 9,500.86	\$ 9,575.45	0.79%	\$ 1,437.07	\$ 1,540.86	7.22%
MGS-S Customer 4245	\$ 20,197.35	\$ 20,306.39	0.54%	\$ 2,413.84	\$ 2,556.98	5.93%
MGS-S Customer 4246	\$ 23,518.99	\$ 23,636.64	0.50%	\$ 2,803.30	\$ 2,951.97	5.30%
MGS-S Customer 4247	\$ 21,303.36	\$ 21,399.91	0.45%	\$ 2,434.85	\$ 2,553.09	4.86%
MGS-S Customer 4248	\$ 14,767.48	\$ 14,868.83	0.69%	\$ 2,062.37	\$ 2,200.31	6.69%
MGS-S Customer 4249	\$ 17,580.60	\$ 17,670.05	0.51%	\$ 2,112.25	\$ 2,225.80	5.38%
MGS-S Customer 4250	\$ 14,048.74	\$ 14,130.31	0.58%	\$ 1,754.79	\$ 1,863.22	6.18%
MGS-S Customer 4251	\$ 14,326.71	\$ 14,436.00	0.76%	\$ 2,424.18	\$ 2,567.40	5.91%
MGS-S Customer 4252	\$ 10,545.47	\$ 10,626.87	0.77%	\$ 1,751.37	\$ 1,860.06	6.21%
MGS-S Customer 4253	\$ 7,087.35	\$ 7,168.13	1.14%	\$ 1,718.97	\$ 1,826.89	6.28%
MGS-S Customer 4254	\$ 20,017.27	\$ 20,105.54	0.44%	\$ 2,061.00	\$ 2,173.98	5.48%
MGS-S Customer 4255	\$ 45,527.00	\$ 45,718.24	0.42%	\$ 5,969.69	\$ 6,218.84	4.17%
MGS-S Customer 4256	\$ 21,595.73	\$ 21,693.71	0.45%	\$ 2,498.35	\$ 2,617.41	4.77%
MGS-S Customer 4257	\$ 19,669.93	\$ 19,784.10	0.58%	\$ 2,650.07	\$ 2,796.87	5.54%
MGS-S Customer 4258	\$ 13,321.41	\$ 13,411.14	0.67%	\$ 2,125.12	\$ 2,238.88	5.35%
MGS-S Customer 4259	\$ 4,534.56	\$ 4,615.44	1.78%	\$ 1,725.48	\$ 1,833.63	6.27%
MGS-S Customer 4260	\$ 8,375.46	\$ 8,447.09	0.86%	\$ 1,305.69	\$ 1,407.77	7.82%
MGS-S Customer 4261	\$ 5,145.20	\$ 5,217.65	1.41%	\$ 1,343.19	\$ 1,445.87	7.64%
MGS-S Customer 4262	\$ 7,645.47	\$ 7,732.17	1.13%	\$ 1,400.45	\$ 1,529.04	9.18%
MGS-S Customer 4263	\$ 56,191.51	\$ 56,391.59	0.36%	\$ 6,533.24	\$ 6,734.84	3.09%
MGS-S Customer 4264	\$ 7,115.74	\$ 7,183.28	0.95%	\$ 1,118.81	\$ 1,218.15	8.88%
MGS-S Customer 4265	\$ 7,044.96	\$ 7,141.77	1.37%	\$ 1,857.43	\$ 1,992.49	7.27%
MGS-S Customer 4266	\$ 13,204.91	\$ 13,298.14	0.71%	\$ 1,695.19	\$ 1,827.92	7.83%
MGS-S Customer 4267	\$ 14,152.47	\$ 14,237.21	0.60%	\$ 1,899.51	\$ 2,010.11	5.82%
MGS-S Customer 4268	\$ 233,053.25	\$ 233,539.08	0.21%	\$ 19,488.64	\$ 19,875.84	1.99%
MGS-S Customer 4269	\$ 11,638.28	\$ 11,742.03	0.89%	\$ 2,172.97	\$ 2,312.60	6.43%
MGS-S Customer 4270	\$ 23,511.72	\$ 23,607.01	0.41%	\$ 2,378.02	\$ 2,495.45	4.94%
MGS-S Customer 4271	\$ 7,909.93	\$ 7,993.03	1.05%	\$ 1,825.72	\$ 1,935.28	6.00%
MGS-S Customer 4272	\$ 28,546.58	\$ 28,685.54	0.49%	\$ 3,769.55	\$ 3,932.06	4.31%
MGS-S Customer 4273	\$ 54,775.64	\$ 54,956.40	0.33%	\$ 5,643.91	\$ 5,839.06	3.46%
MGS-S Customer 4274	\$ 8,669.71	\$ 8,760.71	1.05%	\$ 1,595.54	\$ 1,726.96	8.24%
MGS-S Customer 4275	\$ 9,416.03	\$ 9,502.04	0.91%	\$ 1,959.04	\$ 2,070.59	5.69%
MGS-S Customer 4276	\$ 15,778.05	\$ 15,881.96	0.66%	\$ 2,770.11	\$ 2,893.25	4.45%
MGS-S Customer 4277	\$ 15,956.17	\$ 16,060.58	0.65%	\$ 2,793.70	\$ 2,917.22	4.42%

Internal Use

Customer	Bundled 8/23 Prices	Bundled 1/24 Prices	Bundled % Difference	Distribution 1/24 Prices	Distribution 8/24 Prices	Distribution % Difference
MGS-S Customer 4278	\$ 59,954.58	\$ 60,164.47	0.35%	\$ 6,977.73	\$ 7,185.69	2.98%
MGS-S Customer 4279	\$ 8,890.76	\$ 8,974.91	0.95%	\$ 1,873.92	\$ 1,984.20	5.88%
MGS-S Customer 4280	\$ 9,282.08	\$ 9,390.33	1.17%	\$ 2,375.84	\$ 2,518.31	6.00%
MGS-S Customer 4281	\$ 22,186.66	\$ 22,309.12	0.55%	\$ 3,023.03	\$ 3,174.95	5.03%
MGS-S Customer 4282	\$ 31,679.48	\$ 31,785.34	0.33%	\$ 2,857.31	\$ 2,981.62	4.35%
MGS-S Customer 4283	\$ 75,622.52	\$ 75,784.82	0.21%	\$ 4,825.11	\$ 5,002.58	3.68%
MGS-S Customer 4284	\$ 34,811.50	\$ 34,954.92	0.41%	\$ 3,973.10	\$ 4,138.63	4.17%
MGS-S Customer 4285	\$ 30,957.38	\$ 31,059.38	0.33%	\$ 2,682.44	\$ 2,804.26	4.54%
MGS-S Customer 4286	\$ 35,367.19	\$ 35,478.12	0.31%	\$ 3,086.31	\$ 3,213.86	4.13%
MGS-S Customer 4287	\$ 58,124.72	\$ 58,285.12	0.28%	\$ 4,740.34	\$ 4,916.69	3.72%
MGS-S Customer 4288	\$ 8,822.66	\$ 8,907.52	0.96%	\$ 1,316.12	\$ 1,443.46	9.68%
MGS-S Customer 4289	\$ 13,832.75	\$ 13,932.67	0.72%	\$ 1,999.07	\$ 2,136.17	6.86%
MGS-S Customer 4290	\$ 5,841.74	\$ 5,925.46	1.43%	\$ 1,263.60	\$ 1,390.15	10.02%
MGS-S Customer 4291	\$ 24,614.06	\$ 24,733.86	0.49%	\$ 2,900.06	\$ 3,050.05	5.17%
MGS-S Customer 4292	\$ 10,641.92	\$ 10,751.69	1.03%	\$ 2,444.55	\$ 2,587.99	5.87%
MGS-S Customer 4293	\$ 16,562.56	\$ 16,651.33	0.54%	\$ 2,081.30	\$ 2,194.42	5.44%
MGS-S Customer 4294	\$ 13,109.22	\$ 13,218.20	0.83%	\$ 2,409.23	\$ 2,552.18	5.93%
MGS-S Customer 4295	\$ 13,828.69	\$ 13,928.91	0.72%	\$ 2,012.28	\$ 2,149.56	6.82%
MGS-S Customer 4296	\$ 26,697.43	\$ 26,797.11	0.37%	\$ 2,574.24	\$ 2,694.31	4.66%
MGS-S Customer 4297	\$ 14,467.66	\$ 14,570.07	0.71%	\$ 2,112.73	\$ 2,251.55	6.57%
MGS-S Customer 4298	\$ 11,715.43	\$ 11,812.84	0.83%	\$ 1,887.26	\$ 2,022.92	7.19%
MGS-S Customer 4299	\$ 18,780.28	\$ 18,885.63	0.56%	\$ 2,244.53	\$ 2,385.12	6.26%
MGS-S Customer 4300	\$ 15,474.17	\$ 15,564.65	0.58%	\$ 2,158.14	\$ 2,272.28	5.29%
MGS-S Customer 4301	\$ 13,895.72	\$ 14,018.54	0.88%	\$ 3,038.45	\$ 3,190.53	5.01%
MGS-S Customer 4302	\$ 22,015.44	\$ 22,129.34	0.52%	\$ 2,633.12	\$ 2,779.34	5.55%
MGS-S Customer 4303	\$ 16,419.00	\$ 16,504.44	0.52%	\$ 1,930.88	\$ 2,041.88	5.75%
MGS-S Customer 4304	\$ 17,028.20	\$ 17,136.58	0.64%	\$ 2,383.67	\$ 2,526.37	5.99%
MGS-S Customer 4305	\$ 15,315.54	\$ 15,416.01	0.66%	\$ 2,023.53	\$ 2,160.97	6.79%
MGS-S Customer 4306	\$ 25,261.82	\$ 25,390.85	0.51%	\$ 3,319.33	\$ 3,475.41	4.70%
MGS-S Customer 4307	\$ 25,968.99	\$ 26,077.98	0.42%	\$ 2,997.29	\$ 3,123.48	4.21%
MGS-S Customer 4308	\$ 26,032.10	\$ 26,149.50	0.45%	\$ 3,393.16	\$ 3,526.03	3.92%
MGS-S Customer 4309	\$ 8,501.27	\$ 8,583.69	0.97%	\$ 1,799.14	\$ 1,908.59	6.08%
MGS-S Customer 4310	\$ 37,889.80	\$ 38,035.93	0.39%	\$ 4,090.24	\$ 4,257.05	4.08%
MGS-S Customer 4311	\$ 15,847.13	\$ 15,954.10	0.68%	\$ 2,320.03	\$ 2,461.84	6.11%
MGS-S Customer 4312	\$ 19,721.62	\$ 19,828.01	0.54%	\$ 2,290.40	\$ 2,431.57	6.16%
MGS-S Customer 4313	\$ 9,415.44	\$ 9,489.94	0.79%	\$ 1,435.11	\$ 1,539.03	7.24%
MGS-S Customer 4314	\$ 18,995.18	\$ 19,101.96	0.56%	\$ 2,893.43	\$ 3,017.85	4.30%
MGS-S Customer 4315	\$ 29,422.37	\$ 29,523.90	0.35%	\$ 2,660.40	\$ 2,781.84	4.56%
MGS-S Customer 4316	\$ 17,441.69	\$ 17,563.85	0.70%	\$ 3,007.79	\$ 3,159.39	5.04%
MGS-S Customer 4317	\$ 10,763.47	\$ 10,858.48	0.88%	\$ 1,776.80	\$ 1,910.76	7.54%

Internal Use

Customer	Bundled 8/23 Prices	Bundled 1/24 Prices	Bundled % Difference	Distribution 1/24 Prices	Distribution 8/24 Prices	Distribution % Difference
MGS-S Customer 4318	\$ 12,010.57	\$ 12,109.31	0.82%	\$ 1,945.29	\$ 2,081.64	7.01%
MGS-S Customer 4319	\$ 48,485.05	\$ 48,612.11	0.26%	\$ 3,817.31	\$ 3,955.28	3.61%
MGS-S Customer 4320	\$ 13,556.14	\$ 13,669.56	0.84%	\$ 2,608.21	\$ 2,753.84	5.58%
MGS-S Customer 4321	\$ 33,393.90	\$ 33,604.27	0.63%	\$ 6,977.73	\$ 7,197.56	3.15%
MGS-S Customer 4322	\$ 11,993.13	\$ 12,071.61	0.65%	\$ 1,615.28	\$ 1,721.77	6.59%
MGS-S Customer 4323	\$ 21,449.38	\$ 21,558.94	0.51%	\$ 2,435.48	\$ 2,578.79	5.88%
MGS-S Customer 4324	\$ 13,235.22	\$ 13,336.71	0.77%	\$ 2,072.23	\$ 2,210.53	6.67%
MGS-S Customer 4325	\$ 30,659.39	\$ 30,844.36	0.60%	\$ 5,852.86	\$ 6,045.04	3.28%
MGS-S Customer 4326	\$ 19,834.09	\$ 19,919.78	0.43%	\$ 1,941.33	\$ 2,052.41	5.72%
MGS-S Customer 4327	\$ 14,730.87	\$ 14,810.23	0.54%	\$ 1,655.34	\$ 1,762.37	6.47%
MGS-S Customer 4328	\$ 4,077.27	\$ 4,158.40	1.99%	\$ 1,127.68	\$ 1,258.15	11.57%
MGS-S Customer 4329	\$ 15,584.56	\$ 15,693.61	0.70%	\$ 2,414.12	\$ 2,557.26	5.93%
MGS-S Customer 4330	\$ 46,674.85	\$ 46,808.29	0.29%	\$ 3,517.95	\$ 3,676.78	4.51%
MGS-S Customer 4331	\$ 23,140.68	\$ 23,230.72	0.39%	\$ 2,139.80	\$ 2,253.82	5.33%
MGS-S Customer 4332	\$ 14,300.27	\$ 14,410.88	0.77%	\$ 2,481.84	\$ 2,625.74	5.80%
MGS-S Customer 4333	\$ 22,623.25	\$ 22,721.49	0.43%	\$ 2,509.68	\$ 2,628.86	4.75%
MGS-S Customer 4334	\$ 27,093.48	\$ 27,194.05	0.37%	\$ 2,617.08	\$ 2,737.92	4.62%
MGS-S Customer 4335	\$ 27,095.67	\$ 27,229.82	0.50%	\$ 3,545.99	\$ 3,704.92	4.48%
MGS-S Customer 4336	\$ 68,351.56	\$ 68,554.38	0.30%	\$ 6,663.88	\$ 6,867.82	3.06%
MGS-S Customer 4337	\$ 4,540.25	\$ 4,620.29	1.76%	\$ 1,096.70	\$ 1,220.83	11.32%
MGS-S Customer 4338	\$ 83,521.83	\$ 83,786.74	0.32%	\$ 9,412.33	\$ 9,680.06	2.84%
MGS-S Customer 4339	\$ 32,228.26	\$ 32,326.74	0.31%	\$ 2,522.36	\$ 2,641.84	4.74%
MGS-S Customer 4340	\$ 12,485.49	\$ 12,583.26	0.78%	\$ 1,901.82	\$ 2,037.57	7.14%
MGS-S Customer 4341	\$ 17,606.05	\$ 17,709.45	0.59%	\$ 2,154.58	\$ 2,293.77	6.46%
MGS-S Customer 4342	\$ 108,985.39	\$ 109,229.88	0.22%	\$ 8,556.93	\$ 8,788.23	2.70%
MGS-S Customer 4343	\$ 6,567.34	\$ 6,661.19	1.43%	\$ 1,723.00	\$ 1,856.11	7.73%
MGS-S Customer 4344	\$ 15,414.07	\$ 15,513.91	0.65%	\$ 1,996.24	\$ 2,133.36	6.87%
MGS-S Customer 4345	\$ 32,974.87	\$ 33,116.08	0.43%	\$ 4,462.45	\$ 4,609.92	3.30%
MGS-S Customer 4346	\$ 11,494.16	\$ 11,568.82	0.65%	\$ 1,442.60	\$ 1,546.63	7.21%
MGS-S Customer 4347	\$ 73,182.87	\$ 73,385.77	0.28%	\$ 6,663.60	\$ 6,867.23	3.06%
MGS-S Customer 4348	\$ 9,684.28	\$ 9,779.84	0.99%	\$ 1,802.29	\$ 1,936.68	7.46%
MGS-S Customer 4349	\$ 8,968.16	\$ 9,067.42	1.11%	\$ 1,967.91	\$ 2,104.96	6.96%
MGS-S Customer 4350	\$ 10,643.97	\$ 10,727.82	0.79%	\$ 1,859.48	\$ 1,969.52	5.92%
MGS-S Customer 4351	\$ 7,898.61	\$ 7,983.93	1.08%	\$ 1,925.34	\$ 2,036.25	5.76%
MGS-S Customer 4352	\$ 82,549.40	\$ 82,747.26	0.24%	\$ 6,439.34	\$ 6,640.08	3.12%
MGS-S Customer 4353	\$ 7,920.63	\$ 8,016.92	1.22%	\$ 1,834.14	\$ 1,968.87	7.35%
MGS-S Customer 4354	\$ 7,940.71	\$ 8,015.88	0.95%	\$ 1,467.91	\$ 1,572.46	7.12%
MGS-S Customer 4355	\$ 76,845.22	\$ 77,042.46	0.26%	\$ 6,998.75	\$ 7,182.29	2.62%
MGS-S Customer 4356	\$ 45,712.90	\$ 45,875.81	0.36%	\$ 4,854.41	\$ 5,032.43	3.67%
MGS-S Customer 4357	\$ 16,788.17	\$ 16,904.77	0.69%	\$ 2,753.77	\$ 2,901.60	5.37%

Internal Use

Customer	Bundled 8/23 Prices	Bundled 1/24 Prices	Bundled % Difference	Distribution 1/24 Prices	Distribution 8/24 Prices	Distribution % Difference
MGS-S Customer 4358	\$ 25,400.39	\$ 25,515.14	0.45%	\$ 2,671.79	\$ 2,818.58	5.49%
MGS-S Customer 4359	\$ 9,826.88	\$ 9,906.99	0.82%	\$ 1,693.90	\$ 1,801.82	6.37%
MGS-S Customer 4360	\$ 5,376.24	\$ 5,452.98	1.43%	\$ 948.55	\$ 1,070.65	12.87%
MGS-S Customer 4361	\$ 39,430.92	\$ 39,583.72	0.39%	\$ 4,396.57	\$ 4,568.03	3.90%
MGS-S Customer 4362	\$ 17,056.31	\$ 17,140.24	0.49%	\$ 1,863.29	\$ 1,973.38	5.91%
MGS-S Customer 4363	\$ 30,395.40	\$ 30,539.17	0.47%	\$ 3,987.31	\$ 4,152.90	4.15%
MGS-S Customer 4364	\$ 8,769.34	\$ 8,851.26	0.93%	\$ 1,771.27	\$ 1,879.97	6.14%
MGS-S Customer 4365	\$ 45,662.20	\$ 45,875.48	0.47%	\$ 7,137.62	\$ 7,348.29	2.95%
MGS-S Customer 4366	\$ 15,313.28	\$ 15,415.95	0.67%	\$ 2,124.06	\$ 2,262.99	6.54%
MGS-S Customer 4367	\$ 16,992.50	\$ 17,100.06	0.63%	\$ 2,345.08	\$ 2,487.15	6.06%
MGS-S Customer 4368	\$ 11,540.84	\$ 11,667.42	1.10%	\$ 3,798.58	\$ 3,936.50	3.63%
MGS-S Customer 4369	\$ 77,735.04	\$ 78,049.69	0.40%	\$ 11,386.16	\$ 11,765.34	3.33%
MGS-S Customer 4370	\$ 44,068.36	\$ 44,245.96	0.40%	\$ 5,517.91	\$ 5,705.24	3.39%
MGS-S Customer 4371	\$ 4,731.19	\$ 4,809.28	1.65%	\$ 1,009.84	\$ 1,132.81	12.18%
MGS-S Customer 4372	\$ 30,328.95	\$ 30,437.80	0.36%	\$ 2,403.51	\$ 2,546.38	5.94%
MGS-S Customer 4373	\$ 64,562.60	\$ 64,808.38	0.38%	\$ 8,598.36	\$ 8,829.07	2.68%
MGS-S Customer 4374	\$ 5,803.98	\$ 5,871.15	1.16%	\$ 1,104.80	\$ 1,204.11	8.99%
MGS-S Customer 4375	\$ 17,287.27	\$ 17,362.96	0.44%	\$ 900.49	\$ 1,021.86	13.48%
MGS-S Customer 4376	\$ 34,345.04	\$ 34,443.00	0.29%	\$ 2,498.22	\$ 2,617.33	4.77%
MGS-S Customer 4377	\$ 41,675.95	\$ 41,795.71	0.29%	\$ 3,486.41	\$ 3,619.67	3.82%
MGS-S Customer 4378	\$ 23,666.74	\$ 23,786.88	0.51%	\$ 2,915.70	\$ 3,065.95	5.15%
MGS-S Customer 4379	\$ 7,487.59	\$ 7,573.75	1.15%	\$ 1,374.80	\$ 1,502.93	9.32%
MGS-S Customer 4380	\$ 9,820.79	\$ 9,896.48	0.77%	\$ 1,489.29	\$ 1,593.99	7.03%
MGS-S Customer 4381	\$ 8,066.96	\$ 8,138.42	0.89%	\$ 1,297.59	\$ 1,399.55	7.86%
MGS-S Customer 4382	\$ 49,138.35	\$ 49,266.87	0.26%	\$ 3,294.81	\$ 3,450.42	4.72%
MGS-S Customer 4383	\$ 234,632.49	\$ 234,738.86	0.05%	\$ 2,241.49	\$ 2,396.34	6.91%
MGS-S Customer 4384	\$ 9,350.44	\$ 9,417.54	0.72%	\$ 1,102.19	\$ 1,201.49	9.01%
MGS-S Customer 4385	\$ 19,666.81	\$ 19,767.88	0.51%	\$ 2,637.14	\$ 2,758.07	4.59%
MGS-S Customer 4386	\$ 16,927.02	\$ 17,034.58	0.64%	\$ 2,345.18	\$ 2,487.25	6.06%
MGS-S Customer 4387	\$ 42,573.75	\$ 42,718.73	0.34%	\$ 4,043.11	\$ 4,209.58	4.12%
MGS-S Customer 4388	\$ 42,571.83	\$ 42,727.51	0.37%	\$ 4,530.92	\$ 4,704.57	3.83%
MGS-S Customer 4389	\$ 9,288.92	\$ 9,390.51	1.09%	\$ 2,074.31	\$ 2,212.50	6.66%
MGS-S Customer 4390	\$ 14,478.08	\$ 14,579.18	0.70%	\$ 2,053.11	\$ 2,191.06	6.72%
MGS-S Customer 4391	\$ 114,817.74	\$ 115,101.80	0.25%	\$ 10,348.45	\$ 10,605.23	2.48%
MGS-S Customer 4392	\$ 22,131.66	\$ 22,271.68	0.63%	\$ 3,816.04	\$ 3,979.13	4.27%
MGS-S Customer 4393	\$ 20,463.19	\$ 20,560.15	0.47%	\$ 2,453.54	\$ 2,572.04	4.83%
MGS-S Customer 4394	\$ 18,517.38	\$ 18,604.95	0.47%	\$ 2,027.18	\$ 2,139.54	5.54%
MGS-S Customer 4395	\$ 5,243.78	\$ 5,328.88	1.62%	\$ 1,328.82	\$ 1,456.45	9.60%
MGS-S Customer 4396	\$ 7,553.82	\$ 7,627.93	0.98%	\$ 1,419.31	\$ 1,523.14	7.32%
MGS-S Customer 4397	\$ 28,930.99	\$ 29,079.19	0.51%	\$ 4,186.72	\$ 4,355.10	4.02%

Internal Use

Customer	Bundled 8/23 Prices	Bundled 1/24 Prices	Bundled % Difference	Distribution 1/24 Prices	Distribution 8/24 Prices	Distribution % Difference
MGS-S Customer 4398	\$ 13,097.22	\$ 13,174.36	0.59%	\$ 1,553.87	\$ 1,659.42	6.79%
MGS-S Customer 4399	\$ 29,608.88	\$ 29,714.25	0.36%	\$ 2,834.55	\$ 2,958.48	4.37%
MGS-S Customer 4400	\$ 52,702.43	\$ 52,864.37	0.31%	\$ 4,812.17	\$ 4,989.68	3.69%
MGS-S Customer 4401	\$ 11,393.68	\$ 11,492.45	0.87%	\$ 1,947.52	\$ 2,083.94	7.00%
MGS-S Customer 4402	\$ 87,401.53	\$ 87,684.67	0.32%	\$ 10,294.93	\$ 10,550.12	2.48%
MGS-S Customer 4403	\$ 27,506.55	\$ 27,629.22	0.45%	\$ 3,031.30	\$ 3,183.27	5.01%
MGS-S Customer 4404	\$ 13,613.47	\$ 13,692.57	0.58%	\$ 1,642.97	\$ 1,749.82	6.50%
MGS-S Customer 4405	\$ 6,817.15	\$ 6,902.90	1.26%	\$ 1,357.04	\$ 1,484.98	9.43%
MGS-S Customer 4406	\$ 15,254.18	\$ 15,340.07	0.56%	\$ 1,951.32	\$ 2,062.60	5.70%
MGS-S Customer 4407	\$ 10,867.00	\$ 10,944.85	0.72%	\$ 1,585.64	\$ 1,691.62	6.68%
MGS-S Customer 4408	\$ 16,985.34	\$ 17,088.68	0.61%	\$ 2,154.51	\$ 2,293.91	6.47%
MGS-S Customer 4409	\$ 11,953.19	\$ 12,051.70	0.82%	\$ 1,935.15	\$ 2,071.38	7.04%
MGS-S Customer 4410	\$ 6,150.42	\$ 6,253.65	1.68%	\$ 2,151.67	\$ 2,291.15	6.48%
MGS-S Customer 4411	\$ 25,039.31	\$ 25,145.11	0.42%	\$ 2,262.12	\$ 2,404.00	6.27%
MGS-S Customer 4412	\$ 26,770.00	\$ 26,869.45	0.37%	\$ 2,565.87	\$ 2,685.93	4.68%
MGS-S Customer 4413	\$ 50,618.86	\$ 50,813.10	0.38%	\$ 6,280.64	\$ 6,479.47	3.17%
MGS-S Customer 4414	\$ 22,235.34	\$ 22,328.01	0.42%	\$ 2,258.31	\$ 2,374.00	5.12%
MGS-S Customer 4415	\$ 133,983.22	\$ 134,279.93	0.22%	\$ 10,921.09	\$ 11,186.03	2.43%
MGS-S Customer 4416	\$ 5,186.74	\$ 5,251.99	1.26%	\$ 1,016.02	\$ 1,113.93	9.64%
MGS-S Customer 4417	\$ 16,577.35	\$ 16,677.25	0.60%	\$ 1,998.36	\$ 2,135.48	6.86%
MGS-S Customer 4418	\$ 26,089.96	\$ 26,233.70	0.55%	\$ 3,982.18	\$ 4,147.46	4.15%
MGS-S Customer 4419	\$ 6,932.39	\$ 7,018.83	1.25%	\$ 1,388.33	\$ 1,516.76	9.25%
MGS-S Customer 4420	\$ 11,551.31	\$ 11,646.89	0.83%	\$ 1,802.77	\$ 1,937.12	7.45%
MGS-S Customer 4421	\$ 8,188.31	\$ 8,276.37	1.08%	\$ 1,462.10	\$ 1,591.57	8.86%
MGS-S Customer 4422	\$ 26,023.22	\$ 26,175.53	0.59%	\$ 4,289.88	\$ 4,488.21	4.62%
MGS-S Customer 4423	\$ 66,267.72	\$ 66,440.16	0.26%	\$ 5,265.28	\$ 5,455.56	3.61%
MGS-S Customer 4424	\$ 42,829.01	\$ 42,965.53	0.32%	\$ 4,241.31	\$ 4,385.04	3.39%
MGS-S Customer 4425	\$ 25,287.88	\$ 25,439.46	0.60%	\$ 4,337.39	\$ 4,507.74	3.93%
MGS-S Customer 4426	\$ 11,846.95	\$ 11,936.36	0.75%	\$ 1,523.21	\$ 1,653.57	8.56%
MGS-S Customer 4427	\$ 234,513.83	\$ 234,979.24	0.20%	\$ 18,561.61	\$ 18,935.43	2.01%
MGS-S Customer 4428	\$ 21,354.04	\$ 21,502.68	0.70%	\$ 4,216.93	\$ 4,386.47	4.02%
MGS-S Customer 4429	\$ 34,205.11	\$ 34,329.58	0.36%	\$ 3,111.04	\$ 3,264.04	4.92%
MGS-S Customer 4430	\$ 10,960.92	\$ 11,041.35	0.73%	\$ 1,704.95	\$ 1,812.80	6.33%
MGS-S Customer 4431	\$ 41,197.20	\$ 41,325.72	0.31%	\$ 3,883.03	\$ 4,021.91	3.58%
MGS-S Customer 4432	\$ 3,377.72	\$ 3,454.03	2.26%	\$ 1,518.46	\$ 1,623.62	6.93%
MGS-S Customer 4433	\$ 21,809.77	\$ 21,896.96	0.40%	\$ 2,010.26	\$ 2,122.41	5.58%
MGS-S Customer 4434	\$ 8,860.91	\$ 8,932.24	0.80%	\$ 1,290.04	\$ 1,391.78	7.89%
MGS-S Customer 4435	\$ 3,763.10	\$ 3,844.18	2.15%	\$ 1,143.82	\$ 1,268.61	10.91%
MGS-S Customer 4436	\$ 33,861.90	\$ 34,049.28	0.55%	\$ 5,963.54	\$ 6,157.38	3.25%
MGS-S Customer 4437	\$ 14,397.21	\$ 14,502.69	0.73%	\$ 2,250.30	\$ 2,390.96	6.25%

Internal Use

Customer	Bundled 8/23 Prices	Bundled 1/24 Prices	Bundled % Difference	Distribution 1/24 Prices	Distribution 8/24 Prices	Distribution % Difference
MGS-S Customer 4438	\$ 21,186.94	\$ 21,300.35	0.54%	\$ 2,609.95	\$ 2,755.77	5.59%
MGS-S Customer 4439	\$ 6,633.04	\$ 6,726.06	1.40%	\$ 1,683.26	\$ 1,815.66	7.87%
MGS-S Customer 4440	\$ 36,186.57	\$ 36,358.78	0.48%	\$ 5,271.92	\$ 5,455.60	3.48%
MGS-S Customer 4441	\$ 8,548.38	\$ 8,615.87	0.79%	\$ 1,116.99	\$ 1,216.33	8.89%
MGS-S Customer 4442	\$ 2,560.56	\$ 2,635.93	2.94%	\$ 885.77	\$ 1,006.94	13.68%
MGS-S Customer 4443	\$ 11,075.74	\$ 11,179.41	0.94%	\$ 2,171.02	\$ 2,310.72	6.43%
MGS-S Customer 4444	\$ 13,910.19	\$ 13,996.40	0.62%	\$ 1,964.82	\$ 2,076.24	5.67%
MGS-S Customer 4445	\$ 22,391.70	\$ 22,517.41	0.56%	\$ 3,166.54	\$ 3,320.27	4.85%
MGS-S Customer 4446	\$ 21,599.70	\$ 21,708.91	0.51%	\$ 2,420.69	\$ 2,563.89	5.92%
MGS-S Customer 4447	\$ 11,492.54	\$ 11,604.62	0.98%	\$ 2,550.04	\$ 2,695.05	5.69%
MGS-S Customer 4448	\$ 178,830.38	\$ 179,194.08	0.20%	\$ 13,955.97	\$ 14,264.20	2.21%
MGS-S Customer 4449	\$ 37,006.29	\$ 37,222.01	0.58%	\$ 7,243.17	\$ 7,454.99	2.92%
MGS-S Customer 4450	\$ 32,922.01	\$ 33,062.19	0.43%	\$ 3,824.36	\$ 3,987.61	4.27%
MGS-S Customer 4451	\$ 16,401.98	\$ 16,500.58	0.60%	\$ 2,528.05	\$ 2,647.62	4.73%
MGS-S Customer 4452	\$ 119,887.32	\$ 120,145.71	0.22%	\$ 9,179.52	\$ 9,419.21	2.61%
MGS-S Customer 4453	\$ 12,648.82	\$ 12,752.03	0.82%	\$ 2,149.08	\$ 2,288.41	6.48%
MGS-S Customer 4454	\$ 109,354.55	\$ 109,672.79	0.29%	\$ 11,732.44	\$ 12,062.40	2.81%
MGS-S Customer 4455	\$ 5,674.35	\$ 5,769.23	1.67%	\$ 1,771.35	\$ 1,905.27	7.56%
MGS-S Customer 4456	\$ 41,478.09	\$ 41,617.66	0.34%	\$ 3,796.36	\$ 3,959.19	4.29%
MGS-S Customer 4457	\$ 32,802.71	\$ 32,953.65	0.46%	\$ 4,313.03	\$ 4,483.38	3.95%
MGS-S Customer 4458	\$ 12,575.06	\$ 12,657.87	0.66%	\$ 1,812.05	\$ 1,921.36	6.03%
MGS-S Customer 4459	\$ 94,144.84	\$ 94,380.72	0.25%	\$ 8,160.15	\$ 8,385.31	2.76%
MGS-S Customer 4460	\$ 8,244.95	\$ 8,316.02	0.86%	\$ 1,279.34	\$ 1,381.02	7.95%
MGS-S Customer 4461	\$ 54,029.18	\$ 54,193.36	0.30%	\$ 4,913.66	\$ 5,092.62	3.64%
MGS-S Customer 4462	\$ 12,264.88	\$ 12,361.59	0.79%	\$ 1,853.31	\$ 1,988.33	7.29%
MGS-S Customer 4463	\$ 35,597.57	\$ 35,746.90	0.42%	\$ 4,242.83	\$ 4,412.34	4.00%
MGS-S Customer 4464	\$ 18,548.44	\$ 18,651.70	0.56%	\$ 2,151.09	\$ 2,290.43	6.48%
MGS-S Customer 4465	\$ 8,442.92	\$ 8,534.68	1.09%	\$ 1,629.95	\$ 1,761.84	8.09%
MGS-S Customer 4466	\$ 8,823.29	\$ 8,915.30	1.04%	\$ 1,640.02	\$ 1,771.97	8.05%
MGS-S Customer 4467	\$ 17,886.33	\$ 18,006.92	0.67%	\$ 2,919.41	\$ 3,075.22	5.34%
MGS-S Customer 4468	\$ 16,739.07	\$ 16,876.67	0.82%	\$ 3,716.82	\$ 3,879.21	4.37%
MGS-S Customer 4469	\$ 8,798.37	\$ 8,892.54	1.07%	\$ 1,738.94	\$ 1,872.38	7.67%
MGS-S Customer 4470	\$ 9,622.54	\$ 9,716.67	0.98%	\$ 1,737.24	\$ 1,870.67	7.68%
MGS-S Customer 4471	\$ 15,204.88	\$ 15,291.17	0.57%	\$ 1,969.06	\$ 2,080.60	5.66%
MGS-S Customer 4472	\$ 46,475.03	\$ 46,661.40	0.40%	\$ 5,914.61	\$ 6,107.56	3.26%
MGS-S Customer 4473	\$ 10,780.28	\$ 10,878.16	0.91%	\$ 1,907.31	\$ 2,043.16	7.12%
MGS-S Customer 4474	\$ 107,987.54	\$ 108,239.32	0.23%	\$ 9,468.16	\$ 9,686.85	2.31%
MGS-S Customer 4475	\$ 12,764.62	\$ 12,874.61	0.86%	\$ 2,454.88	\$ 2,598.46	5.85%
MGS-S Customer 4476	\$ 25,837.14	\$ 25,956.71	0.46%	\$ 3,475.71	\$ 3,608.64	3.82%
MGS-S Customer 4477	\$ 169,488.88	\$ 169,865.32	0.22%	\$ 14,324.78	\$ 14,704.15	2.65%

Customer	Bundled 8/23 Prices	Bundled 1/24 Prices	Bundled % Difference	Distribution 1/24 Prices	Distribution 8/24 Prices	Distribution % Difference
MGS-S Customer 4478	\$ 23,406.52	\$ 23,525.97	0.51%	\$ 2,885.34	\$ 3,035.20	5.19%
MGS-S Customer 4479	\$ 14,523.86	\$ 14,620.63	0.67%	\$ 1,855.84	\$ 1,990.89	7.28%
MGS-S Customer 4480	\$ 11,295.15	\$ 11,374.37	0.70%	\$ 1,648.57	\$ 1,755.52	6.49%
MGS-S Customer 4481	\$ 11,803.30	\$ 11,906.48	0.87%	\$ 2,144.99	\$ 2,284.09	6.48%
MGS-S Customer 4482	\$ 25,108.81	\$ 25,237.89	0.51%	\$ 3,315.30	\$ 3,470.86	4.69%
MGS-S Customer 4483	\$ 14,038.21	\$ 14,169.27	0.93%	\$ 3,408.09	\$ 3,565.21	4.61%
MGS-S Customer 4484	\$ 53,155.30	\$ 53,324.68	0.32%	\$ 5,147.92	\$ 5,330.13	3.54%
MGS-S Customer 4485	\$ 904.30	\$ 961.21	6.29%	\$ 637.91	\$ 730.39	14.50%
MGS-S Customer 4486	\$ 11,246.00	\$ 11,356.44	0.98%	\$ 2,472.85	\$ 2,616.57	5.81%
MGS-S Customer 4487	\$ 34,882.99	\$ 35,023.68	0.40%	\$ 3,848.44	\$ 4,012.11	4.25%
MGS-S Customer 4488	\$ 15,869.48	\$ 15,970.59	0.64%	\$ 2,050.95	\$ 2,188.69	6.72%
MGS-S Customer 4489	\$ 69,974.59	\$ 70,155.82	0.26%	\$ 6,271.63	\$ 6,444.67	2.76%
MGS-S Customer 4490	\$ 11,335.99	\$ 11,440.84	0.92%	\$ 2,220.89	\$ 2,361.06	6.31%
MGS-S Customer 4491	\$ 22,695.98	\$ 22,808.26	0.49%	\$ 3,147.37	\$ 3,275.80	4.08%
MGS-S Customer 4492	\$ 107,895.68	\$ 108,129.20	0.22%	\$ 8,055.45	\$ 8,279.28	2.78%
MGS-S Customer 4493	\$ 24,096.00	\$ 24,194.75	0.41%	\$ 2,533.37	\$ 2,652.92	4.72%
MGS-S Customer 4494	\$ 21,617.83	\$ 21,739.71	0.56%	\$ 2,993.70	\$ 3,144.99	5.05%
MGS-S Customer 4495	\$ 11,550.88	\$ 11,629.93	0.68%	\$ 1,643.52	\$ 1,750.57	6.51%
MGS-S Customer 4496	\$ 10,294.59	\$ 10,402.07	1.04%	\$ 2,341.47	\$ 2,483.48	6.06%
MGS-S Customer 4497	\$ 10,814.68	\$ 10,911.04	0.89%	\$ 1,838.05	\$ 1,972.88	7.34%
MGS-S Customer 4498	\$ 11,608.21	\$ 11,686.20	0.67%	\$ 1,593.32	\$ 1,699.47	6.66%
MGS-S Customer 4499	\$ 19,636.18	\$ 19,778.46	0.72%	\$ 3,884.63	\$ 4,059.23	4.49%
MGS-S Customer 4500	\$ 53,918.97	\$ 54,081.75	0.30%	\$ 4,847.82	\$ 5,025.67	3.67%
MGS-S Customer 4501	\$ 11,651.52	\$ 11,754.88	0.89%	\$ 2,155.05	\$ 2,294.39	6.47%
MGS-S Customer 4502	\$ 6,642.28	\$ 6,722.19	1.20%	\$ 1,679.97	\$ 1,787.34	6.39%
MGS-S Customer 4503	\$ 7,946.89	\$ 8,032.51	1.08%	\$ 1,350.49	\$ 1,478.30	9.46%
MGS-S Customer 4504	\$ 34,332.40	\$ 34,472.96	0.41%	\$ 3,843.00	\$ 4,006.65	4.26%
MGS-S Customer 4505	\$ 28,602.82	\$ 28,743.73	0.49%	\$ 3,860.51	\$ 4,024.50	4.25%
MGS-S Customer 4506	\$ 32,289.92	\$ 32,409.43	0.37%	\$ 3,475.50	\$ 3,608.61	3.83%
MGS-S Customer 4507	\$ 12,248.36	\$ 12,350.83	0.84%	\$ 2,114.71	\$ 2,253.48	6.56%
MGS-S Customer 4508	\$ 54,553.14	\$ 54,751.06	0.36%	\$ 6,322.54	\$ 6,556.49	3.70%
MGS-S Customer 4509	\$ 9,878.10	\$ 9,973.37	0.96%	\$ 1,788.24	\$ 1,922.32	7.50%
MGS-S Customer 4510	\$ 11,778.13	\$ 11,862.88	0.72%	\$ 1,900.03	\$ 2,010.62	5.82%
MGS-S Customer 4511	\$ 16,671.64	\$ 16,778.91	0.64%	\$ 2,331.55	\$ 2,473.39	6.08%
MGS-S Customer 4512	\$ 248,655.37	\$ 249,133.78	0.19%	\$ 19,156.56	\$ 19,540.42	2.00%
MGS-S Customer 4513	\$ 7,650.57	\$ 7,722.22	0.94%	\$ 1,307.78	\$ 1,409.98	7.81%
MGS-S Customer 4514	\$ 23,014.52	\$ 23,135.50	0.53%	\$ 2,951.83	\$ 3,102.49	5.10%
MGS-S Customer 4515	\$ 19,476.23	\$ 19,624.39	0.76%	\$ 4,185.78	\$ 4,354.18	4.02%
MGS-S Customer 4516	\$ 9,102.08	\$ 9,209.47	1.18%	\$ 2,338.87	\$ 2,480.92	6.07%
MGS-S Customer 4517	\$ 517.84	\$ 572.68	10.59%	\$ 544.13	\$ 635.28	16.75%

Internal Use

Customer	Bundled 8/23 Prices	Bundled 1/24 Prices	Bundled % Difference	Distribution 1/24 Prices	Distribution 8/24 Prices	Distribution % Difference
MGS-S Customer 4518	\$ 157,885.80	\$ 158,232.01	0.22%	\$ 13,159.72	\$ 13,456.34	2.25%
MGS-S Customer 4519	\$ 11,826.94	\$ 11,901.68	0.63%	\$ 1,446.65	\$ 1,550.76	7.20%
MGS-S Customer 4520	\$ 40,342.82	\$ 40,465.34	0.30%	\$ 3,610.35	\$ 3,745.28	3.74%
MGS-S Customer 4521	\$ 2,089.92	\$ 2,148.95	2.82%	\$ 733.38	\$ 827.21	12.79%
MGS-S Customer 4522	\$ 57,864.84	\$ 58,005.39	0.24%	\$ 4,429.02	\$ 4,575.78	3.31%
MGS-S Customer 4523	\$ 14,382.34	\$ 14,483.42	0.70%	\$ 2,052.19	\$ 2,190.10	6.72%
MGS-S Customer 4524	\$ 17,668.99	\$ 17,753.85	0.48%	\$ 1,904.11	\$ 2,014.71	5.81%
MGS-S Customer 4525	\$ 20,265.16	\$ 20,381.28	0.57%	\$ 2,732.64	\$ 2,880.20	5.40%
MGS-S Customer 4526	\$ 4,507.04	\$ 4,583.37	1.69%	\$ 929.72	\$ 1,051.55	13.10%
MGS-S Customer 4527	\$ 1,431.66	\$ 1,506.64	5.24%	\$ 868.18	\$ 989.10	13.93%
MGS-S Customer 4528	\$ 9,160.25	\$ 9,235.85	0.83%	\$ 1,485.01	\$ 1,589.63	7.05%
MGS-S Customer 4529	\$ 19,485.68	\$ 19,590.44	0.54%	\$ 2,218.93	\$ 2,359.24	6.32%
MGS-S Customer 4530	\$ 15,108.51	\$ 15,196.28	0.58%	\$ 2,036.87	\$ 2,149.43	5.53%
MGS-S Customer 4531	\$ 18,135.05	\$ 18,253.85	0.66%	\$ 2,852.83	\$ 3,002.03	5.23%
MGS-S Customer 4532	\$ 11,002.01	\$ 11,101.22	0.90%	\$ 1,963.81	\$ 2,100.23	6.95%
MGS-S Customer 4533	\$ 24,909.55	\$ 25,034.82	0.50%	\$ 3,148.23	\$ 3,301.83	4.88%
MGS-S Customer 4534	\$ 18,352.39	\$ 18,439.83	0.48%	\$ 2,021.47	\$ 2,133.76	5.55%
MGS-S Customer 4535	\$ 38,934.30	\$ 39,159.60	0.58%	\$ 7,383.10	\$ 7,693.66	4.21%
MGS-S Customer 4536	\$ 32,156.80	\$ 32,280.33	0.38%	\$ 3,069.49	\$ 3,221.94	4.97%
MGS-S Customer 4537	\$ 14,738.86	\$ 14,855.74	0.79%	\$ 2,768.77	\$ 2,916.98	5.35%
MGS-S Customer 4538	\$ 4,202.46	\$ 4,267.17	1.54%	\$ 993.10	\$ 1,090.80	9.84%
MGS-S Customer 4539	\$ 30,407.52	\$ 30,533.97	0.42%	\$ 3,201.81	\$ 3,356.16	4.82%
MGS-S Customer 4540	\$ 22,732.92	\$ 22,863.91	0.58%	\$ 3,404.11	\$ 3,561.12	4.61%
MGS-S Customer 4541	\$ 14,393.02	\$ 14,537.08	1.00%	\$ 3,989.87	\$ 4,154.79	4.13%
MGS-S Customer 4542	\$ 11,050.81	\$ 11,123.62	0.66%	\$ 1,358.17	\$ 1,460.95	7.57%
MGS-S Customer 4543	\$ 6,818.59	\$ 6,892.18	1.08%	\$ 1,396.54	\$ 1,500.10	7.42%
MGS-S Customer 4544	\$ 18,399.69	\$ 18,537.52	0.75%	\$ 3,716.57	\$ 3,878.20	4.35%
MGS-S Customer 4545	\$ 51,817.85	\$ 51,964.03	0.28%	\$ 4,686.79	\$ 4,837.40	3.21%
MGS-S Customer 4546	\$ 47,298.51	\$ 47,461.15	0.34%	\$ 4,835.11	\$ 5,012.34	3.67%
MGS-S Customer 4547	\$ 19,623.89	\$ 19,733.08	0.56%	\$ 2,420.05	\$ 2,563.23	5.92%
MGS-S Customer 4548	\$ 125,454.04	\$ 126,119.29	0.53%	\$ 25,500.00	\$ 26,649.22	4.51%
MGS-S Customer 4549	\$ 7,219.92	\$ 7,315.88	1.33%	\$ 1,818.74	\$ 1,953.23	7.39%
MGS-S Customer 4550	\$ 13,069.40	\$ 13,163.82	0.72%	\$ 2,339.03	\$ 2,455.94	5.00%
MGS-S Customer 4551	\$ 42,319.66	\$ 42,459.99	0.33%	\$ 3,830.65	\$ 3,993.98	4.26%
MGS-S Customer 4552	\$ 8,591.06	\$ 8,681.01	1.05%	\$ 1,546.82	\$ 1,677.46	8.45%
MGS-S Customer 4553	\$ 26,859.87	\$ 26,973.64	0.42%	\$ 3,215.07	\$ 3,344.44	4.02%
MGS-S Customer 4554	\$ 1,365.73	\$ 1,439.62	5.41%	\$ 818.78	\$ 939.00	14.68%
MGS-S Customer 4555	\$ 17,671.78	\$ 17,786.87	0.65%	\$ 2,684.18	\$ 2,830.93	5.47%
MGS-S Customer 4556	\$ 94,078.41	\$ 94,300.11	0.24%	\$ 7,517.73	\$ 7,733.75	2.87%
MGS-S Customer 4557	\$ 20,148.91	\$ 20,269.07	0.60%	\$ 2,915.47	\$ 3,065.65	5.15%

Internal Use

Customer	Bundled 8/23 Prices	Bundled 1/24 Prices	Bundled % Difference	Distribution 1/24 Prices	Distribution 8/24 Prices	Distribution % Difference
MGS-S Customer 4558	\$ 80,106.90	\$ 80,320.49	0.27%	\$ 7,021.35	\$ 7,267.83	3.51%
MGS-S Customer 4559	\$ 17,244.49	\$ 17,347.30	0.60%	\$ 2,129.91	\$ 2,268.89	6.53%
MGS-S Customer 4560	\$ 49,196.99	\$ 49,369.15	0.35%	\$ 5,274.01	\$ 5,458.04	3.49%
MGS-S Customer 4561	\$ 10,171.91	\$ 10,273.94	1.00%	\$ 2,096.01	\$ 2,234.59	6.61%
MGS-S Customer 4562	\$ 19,630.90	\$ 19,737.22	0.54%	\$ 2,289.19	\$ 2,430.45	6.17%
MGS-S Customer 4563	\$ 38,314.81	\$ 38,477.78	0.43%	\$ 4,861.34	\$ 5,039.74	3.67%
MGS-S Customer 4564	\$ 11,449.96	\$ 11,531.45	0.71%	\$ 1,753.64	\$ 1,862.20	6.19%
MGS-S Customer 4565	\$ 24,444.59	\$ 24,557.63	0.46%	\$ 2,594.12	\$ 2,739.78	5.62%
MGS-S Customer 4566	\$ 14,504.68	\$ 14,610.43	0.73%	\$ 2,263.67	\$ 2,404.61	6.23%
MGS-S Customer 4567	\$ 38,893.02	\$ 39,037.07	0.37%	\$ 3,999.82	\$ 4,165.60	4.14%
MGS-S Customer 4568	\$ 8,925.68	\$ 9,007.18	0.91%	\$ 1,756.90	\$ 1,865.71	6.19%
MGS-S Customer 4569	\$ 12,705.85	\$ 12,798.66	0.73%	\$ 1,676.63	\$ 1,809.11	7.90%
MGS-S Customer 4570	\$ 18,977.30	\$ 19,060.60	0.44%	\$ 1,833.80	\$ 1,943.38	5.98%
MGS-S Customer 4571	\$ 9,000.40	\$ 9,072.89	0.81%	\$ 1,341.61	\$ 1,444.00	7.63%
MGS-S Customer 4572	\$ 11,262.49	\$ 11,359.37	0.86%	\$ 1,861.57	\$ 1,996.75	7.26%
MGS-S Customer 4573	\$ 57,478.42	\$ 57,635.56	0.27%	\$ 4,592.21	\$ 4,766.39	3.79%
MGS-S Customer 4574	\$ 19,010.56	\$ 19,089.48	0.42%	\$ 1,634.53	\$ 1,741.22	6.53%
MGS-S Customer 4575	\$ 29,447.00	\$ 29,551.81	0.36%	\$ 2,809.22	\$ 2,932.80	4.40%
MGS-S Customer 4576	\$ 24,349.20	\$ 24,461.69	0.46%	\$ 2,569.01	\$ 2,714.29	5.66%
MGS-S Customer 4577	\$ 74,042.95	\$ 74,269.81	0.31%	\$ 7,755.52	\$ 7,975.21	2.83%
MGS-S Customer 4578	\$ 54,739.87	\$ 54,887.19	0.27%	\$ 4,738.30	\$ 4,889.66	3.19%
MGS-S Customer 4579	\$ 41,747.04	\$ 41,911.65	0.39%	\$ 4,934.47	\$ 5,113.82	3.63%
MGS-S Customer 4580	\$ 10,270.29	\$ 10,349.29	0.77%	\$ 1,050.23	\$ 1,173.73	11.76%
MGS-S Customer 4581	\$ 13,090.80	\$ 13,189.95	0.76%	\$ 2,555.39	\$ 2,675.53	4.70%
MGS-S Customer 4582	\$ 26,166.75	\$ 26,277.15	0.42%	\$ 3,062.17	\$ 3,189.35	4.15%
MGS-S Customer 4583	\$ 54,627.13	\$ 54,783.42	0.29%	\$ 4,556.46	\$ 4,730.33	3.82%
MGS-S Customer 4584	\$ 35,967.09	\$ 36,095.83	0.36%	\$ 3,892.27	\$ 4,031.24	3.57%
MGS-S Customer 4585	\$ 8,573.95	\$ 8,648.51	0.87%	\$ 1,440.73	\$ 1,544.90	7.23%
MGS-S Customer 4586	\$ 16,744.03	\$ 16,838.36	0.56%	\$ 2,333.55	\$ 2,450.30	5.00%
MGS-S Customer 4587	\$ 16,420.98	\$ 16,520.74	0.61%	\$ 2,577.98	\$ 2,698.10	4.66%
MGS-S Customer 4588	\$ 26,379.31	\$ 26,480.59	0.38%	\$ 2,648.84	\$ 2,770.10	4.58%
MGS-S Customer 4589	\$ 10,196.28	\$ 10,295.33	0.97%	\$ 1,959.87	\$ 2,096.46	6.97%
MGS-S Customer 4590	\$ 12,076.71	\$ 12,159.41	0.68%	\$ 1,806.66	\$ 1,915.88	6.05%
MGS-S Customer 4591	\$ 17,350.85	\$ 17,477.27	0.73%	\$ 3,171.04	\$ 3,333.59	5.13%
MGS-S Customer 4592	\$ 13,807.33	\$ 13,920.17	0.82%	\$ 2,585.74	\$ 2,731.33	5.63%
MGS-S Customer 4593	\$ 13,937.21	\$ 14,023.85	0.62%	\$ 1,985.95	\$ 2,097.77	5.63%
MGS-S Customer 4594	\$ 9,690.16	\$ 9,786.99	1.00%	\$ 1,859.68	\$ 1,994.86	7.27%
MGS-S Customer 4595	\$ 16,655.10	\$ 16,795.80	0.84%	\$ 3,852.03	\$ 4,015.98	4.26%
MGS-S Customer 4596	\$ 11,587.14	\$ 11,687.40	0.87%	\$ 2,013.68	\$ 2,150.95	6.82%
MGS-S Customer 4597	\$ 10,553.83	\$ 10,645.76	0.87%	\$ 1,635.31	\$ 1,767.15	8.06%

Internal Use

Customer	Bundled 8/23 Prices	Bundled 1/24 Prices	Bundled % Difference	Distribution 1/24 Prices	Distribution 8/24 Prices	Distribution % Difference
MGS-S Customer 4598	\$ 55,167.62	\$ 55,322.99	0.28%	\$ 4,511.52	\$ 4,684.54	3.84%
MGS-S Customer 4599	\$ 37,311.61	\$ 37,467.75	0.42%	\$ 4,549.08	\$ 4,722.82	3.82%
MGS-S Customer 4600	\$ 24,025.55	\$ 24,123.14	0.41%	\$ 2,482.37	\$ 2,601.28	4.79%
MGS-S Customer 4601	\$ 35,264.11	\$ 35,389.57	0.36%	\$ 3,157.10	\$ 3,310.82	4.87%
MGS-S Customer 4602	\$ 102,847.20	\$ 103,133.02	0.28%	\$ 10,419.52	\$ 10,676.73	2.47%
MGS-S Customer 4603	\$ 53,213.14	\$ 53,368.87	0.29%	\$ 4,529.42	\$ 4,702.79	3.83%
MGS-S Customer 4604	\$ 20,854.54	\$ 20,977.19	0.59%	\$ 3,029.96	\$ 3,181.90	5.01%
MGS-S Customer 4605	\$ 15,765.59	\$ 15,862.52	0.61%	\$ 2,450.60	\$ 2,568.94	4.83%
MGS-S Customer 4606	\$ 12,839.17	\$ 12,939.72	0.78%	\$ 2,028.47	\$ 2,166.10	6.78%
MGS-S Customer 4607	\$ 43,312.72	\$ 43,448.26	0.31%	\$ 4,200.67	\$ 4,344.06	3.41%
MGS-S Customer 4608	\$ 8,084.02	\$ 8,171.30	1.08%	\$ 1,424.89	\$ 1,553.71	9.04%
MGS-S Customer 4609	\$ 15,156.63	\$ 15,244.13	0.58%	\$ 2,024.26	\$ 2,136.59	5.55%
MGS-S Customer 4610	\$ 18,938.79	\$ 19,043.98	0.56%	\$ 2,826.41	\$ 2,950.23	4.38%
MGS-S Customer 4611	\$ 21,850.75	\$ 22,047.52	0.90%	\$ 6,388.67	\$ 6,588.60	3.13%
MGS-S Customer 4612	\$ 7,809.55	\$ 7,895.84	1.10%	\$ 1,381.39	\$ 1,509.69	9.29%
MGS-S Customer 4613	\$ 11,352.76	\$ 11,430.95	0.69%	\$ 1,603.21	\$ 1,709.59	6.64%
MGS-S Customer 4614	\$ 16,805.90	\$ 16,886.33	0.48%	\$ 1,703.79	\$ 1,811.52	6.32%
MGS-S Customer 4615	\$ 10,846.36	\$ 10,932.03	0.79%	\$ 1,941.33	\$ 2,052.49	5.73%
MGS-S Customer 4616	\$ 12,140.94	\$ 12,233.75	0.76%	\$ 1,677.85	\$ 1,810.43	7.90%
MGS-S Customer 4617	\$ 6,507.16	\$ 6,591.11	1.29%	\$ 1,275.20	\$ 1,401.96	9.94%
MGS-S Customer 4618	\$ 21,637.30	\$ 21,768.61	0.61%	\$ 3,420.19	\$ 3,577.54	4.60%
MGS-S Customer 4619	\$ 44,395.61	\$ 44,583.98	0.42%	\$ 6,003.96	\$ 6,198.10	3.23%
MGS-S Customer 4620	\$ 51,470.10	\$ 51,615.43	0.28%	\$ 4,643.52	\$ 4,793.20	3.22%
MGS-S Customer 4621	\$ 7,453.50	\$ 7,528.97	1.01%	\$ 1,482.59	\$ 1,587.44	7.07%
MGS-S Customer 4622	\$ 31,321.16	\$ 31,462.30	0.45%	\$ 3,864.57	\$ 4,028.19	4.23%
MGS-S Customer 4623	\$ 19,676.20	\$ 19,796.12	0.61%	\$ 2,902.41	\$ 3,052.25	5.16%
MGS-S Customer 4624	\$ 5,333.27	\$ 5,401.73	1.28%	\$ 1,164.08	\$ 1,264.29	8.61%
MGS-S Customer 4625	\$ 8,920.99	\$ 8,984.20	0.71%	\$ 922.32	\$ 1,018.83	10.46%
MGS-S Customer 4626	\$ 12,289.46	\$ 12,394.49	0.85%	\$ 2,228.62	\$ 2,368.90	6.29%
MGS-S Customer 4627	\$ 29,740.19	\$ 29,856.77	0.39%	\$ 2,754.48	\$ 2,902.45	5.37%
MGS-S Customer 4628	\$ 16,854.08	\$ 16,963.04	0.65%	\$ 2,408.24	\$ 2,551.17	5.94%
MGS-S Customer 4629	\$ 7,819.96	\$ 7,908.41	1.13%	\$ 2,066.17	\$ 2,179.04	5.46%
MGS-S Customer 4630	\$ 27,712.11	\$ 27,848.91	0.49%	\$ 3,671.67	\$ 3,832.79	4.39%
MGS-S Customer 4631	\$ 18,907.08	\$ 19,008.47	0.54%	\$ 2,064.69	\$ 2,202.69	6.68%
MGS-S Customer 4632	\$ 11,429.17	\$ 11,516.15	0.76%	\$ 1,999.21	\$ 2,111.10	5.60%
MGS-S Customer 4633	\$ 9,213.92	\$ 9,290.46	0.83%	\$ 1,528.10	\$ 1,633.37	6.89%
MGS-S Customer 4634	\$ 94,910.51	\$ 95,231.08	0.34%	\$ 11,879.16	\$ 12,189.51	2.61%
MGS-S Customer 4635	\$ 16,727.31	\$ 16,840.04	0.67%	\$ 2,578.87	\$ 2,724.25	5.64%
MGS-S Customer 4636	\$ 7,612.71	\$ 7,719.86	1.41%	\$ 2,322.21	\$ 2,463.64	6.09%
MGS-S Customer 4637	\$ 11,839.26	\$ 11,920.42	0.69%	\$ 1,735.74	\$ 1,843.85	6.23%

Internal Use

Customer	Bundled 8/23 Prices	Bundled 1/24 Prices	Bundled % Difference	Distribution 1/24 Prices	Distribution 8/24 Prices	Distribution % Difference
MGS-S Customer 4638	\$ 9,623.76	\$ 9,714.43	0.94%	\$ 1,581.00	\$ 1,712.21	8.30%
MGS-S Customer 4639	\$ 11,868.77	\$ 11,962.43	0.79%	\$ 1,716.63	\$ 1,849.78	7.76%
MGS-S Customer 4640	\$ 39,073.68	\$ 39,228.95	0.40%	\$ 4,509.04	\$ 4,682.16	3.84%
MGS-S Customer 4641	\$ 9,324.17	\$ 9,416.87	0.99%	\$ 1,673.71	\$ 1,806.30	7.92%
MGS-S Customer 4642	\$ 32,785.72	\$ 32,902.60	0.36%	\$ 3,355.06	\$ 3,486.38	3.91%
MGS-S Customer 4643	\$ 15,995.55	\$ 16,101.55	0.66%	\$ 2,273.95	\$ 2,414.99	6.20%
MGS-S Customer 4644	\$ 32,624.64	\$ 32,752.38	0.39%	\$ 3,258.80	\$ 3,413.87	4.76%
MGS-S Customer 4645	\$ 10,999.81	\$ 11,087.22	0.79%	\$ 1,432.32	\$ 1,561.34	9.01%
MGS-S Customer 4646	\$ 18,988.74	\$ 19,077.74	0.47%	\$ 2,091.82	\$ 2,205.08	5.41%
MGS-S Customer 4647	\$ 21,629.22	\$ 21,730.69	0.47%	\$ 2,657.73	\$ 2,779.14	4.57%
MGS-S Customer 4648	\$ 25,639.80	\$ 25,761.83	0.48%	\$ 3,001.21	\$ 3,152.69	5.05%
MGS-S Customer 4649	\$ 42,329.14	\$ 42,475.91	0.35%	\$ 4,109.60	\$ 4,280.42	4.16%
MGS-S Customer 4650	\$ 4,323.13	\$ 4,387.60	1.49%	\$ 979.15	\$ 1,076.44	9.94%
MGS-S Customer 4651	\$ 7,247.18	\$ 7,330.50	1.15%	\$ 1,246.22	\$ 1,372.55	10.14%
MGS-S Customer 4652	\$ 16,421.38	\$ 16,529.77	0.66%	\$ 2,383.04	\$ 2,525.67	5.99%
MGS-S Customer 4653	\$ 18,289.29	\$ 18,379.62	0.49%	\$ 2,150.70	\$ 2,264.70	5.30%
MGS-S Customer 4654	\$ 37,998.93	\$ 38,283.79	0.75%	\$ 10,054.24	\$ 10,409.94	3.54%
MGS-S Customer 4655	\$ 22,889.63	\$ 23,003.90	0.50%	\$ 2,649.36	\$ 2,795.78	5.53%
MGS-S Customer 4656	\$ 12,825.82	\$ 12,901.19	0.59%	\$ 1,474.78	\$ 1,579.27	7.09%
MGS-S Customer 4657	\$ 17,360.13	\$ 17,467.17	0.62%	\$ 2,321.66	\$ 2,463.40	6.11%
MGS-S Customer 4658	\$ 37,266.52	\$ 37,394.50	0.34%	\$ 3,271.45	\$ 3,426.81	4.75%
MGS-S Customer 4659	\$ 217,834.48	\$ 218,352.28	0.24%	\$ 20,936.16	\$ 21,343.96	1.95%
MGS-S Customer 4660	\$ 11,128.05	\$ 11,218.94	0.82%	\$ 1,590.02	\$ 1,721.32	8.26%
MGS-S Customer 4661	\$ 14,019.70	\$ 14,100.48	0.58%	\$ 1,720.41	\$ 1,828.46	6.28%
MGS-S Customer 4662	\$ 1,110.86	\$ 1,167.17	5.07%	\$ 610.36	\$ 702.45	15.09%
MGS-S Customer 4663	\$ 78,865.22	\$ 79,194.39	0.42%	\$ 11,893.75	\$ 12,328.70	3.66%
MGS-S Customer 4664	\$ 17,797.49	\$ 17,881.07	0.47%	\$ 1,846.35	\$ 1,956.12	5.95%
MGS-S Customer 4665	\$ 11,791.61	\$ 11,891.43	0.85%	\$ 1,994.51	\$ 2,131.56	6.87%
MGS-S Customer 4666	\$ 36,678.52	\$ 36,803.89	0.34%	\$ 3,740.72	\$ 3,877.60	3.66%
MGS-S Customer 4667	\$ 29,954.27	\$ 30,059.49	0.35%	\$ 2,826.22	\$ 2,949.97	4.38%
MGS-S Customer 4668	\$ 15,783.15	\$ 15,881.42	0.62%	\$ 2,514.15	\$ 2,633.60	4.75%
MGS-S Customer 4669	\$ 31,988.18	\$ 32,119.50	0.41%	\$ 3,423.09	\$ 3,580.65	4.60%
MGS-S Customer 4670	\$ 16,429.07	\$ 16,511.99	0.50%	\$ 1,816.46	\$ 1,925.79	6.02%
MGS-S Customer 4671	\$ 44,507.96	\$ 44,654.80	0.33%	\$ 4,126.05	\$ 4,293.62	4.06%
MGS-S Customer 4672	\$ 44,830.83	\$ 44,968.94	0.31%	\$ 3,729.76	\$ 3,891.64	4.34%
MGS-S Customer 4673	\$ 34,191.22	\$ 34,304.16	0.33%	\$ 2,589.22	\$ 2,734.77	5.62%
MGS-S Customer 4674	\$ 58,656.15	\$ 58,836.94	0.31%	\$ 5,664.58	\$ 5,854.16	3.35%
MGS-S Customer 4675	\$ 9,919.16	\$ 10,015.40	0.97%	\$ 1,833.28	\$ 1,968.10	7.35%
MGS-S Customer 4676	\$ 16,776.20	\$ 16,889.78	0.68%	\$ 3,208.74	\$ 3,338.18	4.03%
MGS-S Customer 4677	\$ 11,412.27	\$ 11,489.98	0.68%	\$ 1,579.85	\$ 1,685.77	6.70%

Internal Use

Customer	Bundled 8/23 Prices	Bundled 1/24 Prices	Bundled % Difference	Distribution 1/24 Prices	Distribution 8/24 Prices	Distribution % Difference
MGS-S Customer 4678	\$ 35,091.52	\$ 35,236.72	0.41%	\$ 4,051.46	\$ 4,217.93	4.11%
MGS-S Customer 4679	\$ 16,989.39	\$ 17,096.65	0.63%	\$ 2,332.74	\$ 2,474.72	6.09%
MGS-S Customer 4680	\$ 9,979.68	\$ 10,068.67	0.89%	\$ 1,502.56	\$ 1,632.49	8.65%
MGS-S Customer 4681	\$ 15,747.24	\$ 15,826.06	0.50%	\$ 1,631.02	\$ 1,737.74	6.54%
MGS-S Customer 4682	\$ 10,441.02	\$ 10,533.83	0.89%	\$ 1,677.23	\$ 1,809.79	7.90%
MGS-S Customer 4683	\$ 16,703.51	\$ 16,784.16	0.48%	\$ 1,714.04	\$ 1,821.94	6.30%
MGS-S Customer 4684	\$ 134,378.30	\$ 134,758.93	0.28%	\$ 14,719.53	\$ 15,038.75	2.17%
MGS-S Customer 4685	\$ 11,987.03	\$ 12,070.09	0.69%	\$ 1,822.89	\$ 1,932.34	6.00%
MGS-S Customer 4686	\$ 155,150.77	\$ 155,451.25	0.19%	\$ 11,092.35	\$ 11,359.75	2.41%
MGS-S Customer 4687	\$ 76,109.20	\$ 76,345.77	0.31%	\$ 8,189.29	\$ 8,414.75	2.75%
MGS-S Customer 4688	\$ 12,538.94	\$ 12,636.09	0.77%	\$ 1,873.03	\$ 2,008.33	7.22%
MGS-S Customer 4689	\$ 9,739.67	\$ 9,821.61	0.84%	\$ 1,183.67	\$ 1,309.11	10.60%
MGS-S Customer 4690	\$ 13,254.49	\$ 13,375.92	0.92%	\$ 2,976.98	\$ 3,128.30	5.08%
MGS-S Customer 4691	\$ 10,399.71	\$ 10,477.87	0.75%	\$ 1,600.95	\$ 1,707.23	6.64%
MGS-S Customer 4692	\$ 19,903.76	\$ 20,050.04	0.73%	\$ 4,100.04	\$ 4,267.20	4.08%
MGS-S Customer 4693	\$ 69,167.40	\$ 69,376.45	0.30%	\$ 6,936.34	\$ 7,143.48	2.99%
MGS-S Customer 4694	\$ 109,036.58	\$ 109,430.12	0.36%	\$ 14,691.63	\$ 15,204.30	3.49%
MGS-S Customer 4695	\$ 9,445.40	\$ 9,538.71	0.99%	\$ 1,700.25	\$ 1,833.17	7.82%
MGS-S Customer 4696	\$ 21,663.46	\$ 21,809.10	0.67%	\$ 4,068.06	\$ 4,234.55	4.09%
MGS-S Customer 4697	\$ 7,179.10	\$ 7,251.35	1.01%	\$ 1,332.11	\$ 1,434.46	7.68%
MGS-S Customer 4698	\$ 8,258.59	\$ 8,359.59	1.22%	\$ 2,047.23	\$ 2,185.00	6.73%
MGS-S Customer 4699	\$ 25,156.05	\$ 25,335.50	0.71%	\$ 5,387.00	\$ 5,641.23	4.72%
MGS-S Customer 4700	\$ 9,508.61	\$ 9,600.29	0.96%	\$ 1,625.67	\$ 1,757.46	8.11%
MGS-S Customer 4701	\$ 10,650.16	\$ 10,742.33	0.87%	\$ 1,648.32	\$ 1,780.47	8.02%
MGS-S Customer 4702	\$ 43,008.79	\$ 43,264.85	0.60%	\$ 8,960.03	\$ 9,231.87	3.03%
MGS-S Customer 4703	\$ 8,565.86	\$ 8,659.16	1.09%	\$ 1,699.26	\$ 1,832.11	7.82%
MGS-S Customer 4704	\$ 7,223.15	\$ 7,333.04	1.52%	\$ 2,450.56	\$ 2,594.12	5.86%
MGS-S Customer 4705	\$ 17,808.80	\$ 17,921.58	0.63%	\$ 2,580.91	\$ 2,726.28	5.63%
MGS-S Customer 4706	\$ 28,444.66	\$ 28,570.20	0.44%	\$ 3,162.56	\$ 3,316.49	4.87%
MGS-S Customer 4707	\$ 9,208.87	\$ 9,288.30	0.86%	\$ 1,659.13	\$ 1,766.27	6.46%
MGS-S Customer 4708	\$ 13,962.69	\$ 14,049.68	0.62%	\$ 2,001.22	\$ 2,113.20	5.60%
MGS-S Customer 4709	\$ 7,667.51	\$ 7,778.03	1.44%	\$ 2,475.08	\$ 2,618.70	5.80%
MGS-S Customer 4710	\$ 10,890.50	\$ 10,985.11	0.87%	\$ 1,757.25	\$ 1,890.84	7.60%
MGS-S Customer 4711	\$ 16,864.99	\$ 16,952.50	0.52%	\$ 2,026.61	\$ 2,139.10	5.55%
MGS-S Customer 4712	\$ 11,465.26	\$ 11,560.94	0.83%	\$ 1,806.14	\$ 1,940.47	7.44%
MGS-S Customer 4713	\$ 54,710.67	\$ 54,887.22	0.32%	\$ 5,473.25	\$ 5,660.14	3.41%
MGS-S Customer 4714	\$ 10,003.26	\$ 10,078.87	0.76%	\$ 1,486.21	\$ 1,590.89	7.04%
MGS-S Customer 4715	\$ 36,769.91	\$ 36,917.59	0.40%	\$ 4,158.47	\$ 4,326.12	4.03%
MGS-S Customer 4716	\$ 26,456.69	\$ 26,595.58	0.52%	\$ 3,760.02	\$ 3,921.96	4.31%
MGS-S Customer 4717	\$ 65,026.66	\$ 65,222.60	0.30%	\$ 6,351.67	\$ 6,551.11	3.14%

Internal Use

Customer	Bundled 8/23 Prices	Bundled 1/24 Prices	Bundled % Difference	Distribution 1/24 Prices	Distribution 8/24 Prices	Distribution % Difference
MGS-S Customer 4718	\$ 12,354.47	\$ 12,454.31	0.81%	\$ 1,996.17	\$ 2,133.31	6.87%
MGS-S Customer 4719	\$ 44,010.21	\$ 44,187.20	0.40%	\$ 5,490.78	\$ 5,677.75	3.41%
MGS-S Customer 4720	\$ 8,349.02	\$ 8,444.55	1.14%	\$ 1,801.97	\$ 1,936.40	7.46%
MGS-S Customer 4721	\$ 14,060.10	\$ 14,164.79	0.74%	\$ 2,216.10	\$ 2,356.37	6.33%
MGS-S Customer 4722	\$ 22,006.93	\$ 22,090.25	0.38%	\$ 1,834.45	\$ 1,944.06	5.98%
MGS-S Customer 4723	\$ 39,442.13	\$ 39,548.79	0.27%	\$ 2,892.62	\$ 3,017.37	4.31%
MGS-S Customer 4724	\$ 9,937.15	\$ 10,028.27	0.92%	\$ 1,600.27	\$ 1,731.69	8.21%
MGS-S Customer 4725	\$ 13,091.10	\$ 13,190.59	0.76%	\$ 1,979.38	\$ 2,116.22	6.91%
MGS-S Customer 4726	\$ 39,399.59	\$ 39,565.73	0.42%	\$ 5,002.96	\$ 5,183.24	3.60%
MGS-S Customer 4727	\$ 56,612.49	\$ 56,772.27	0.28%	\$ 4,711.87	\$ 4,887.76	3.73%
MGS-S Customer 4728	\$ 19,964.32	\$ 20,075.76	0.56%	\$ 2,519.64	\$ 2,664.09	5.73%
MGS-S Customer 4729	\$ 38,540.38	\$ 38,706.16	0.43%	\$ 4,983.37	\$ 5,163.12	3.61%
MGS-S Customer 4730	\$ 107,500.28	\$ 107,765.47	0.25%	\$ 9,493.96	\$ 9,738.60	2.58%
MGS-S Customer 4731	\$ 23,679.20	\$ 23,791.77	0.48%	\$ 2,573.52	\$ 2,718.93	5.65%
MGS-S Customer 4732	\$ 5,191.57	\$ 5,274.23	1.59%	\$ 1,215.90	\$ 1,341.76	10.35%
MGS-S Customer 4733	\$ 6,887.89	\$ 6,971.92	1.22%	\$ 1,278.53	\$ 1,405.35	9.92%
MGS-S Customer 4734	\$ 19,437.67	\$ 19,527.76	0.46%	\$ 2,140.95	\$ 2,254.88	5.32%
MGS-S Customer 4735	\$ 9,477.68	\$ 9,553.12	0.80%	\$ 1,476.74	\$ 1,581.20	7.07%
MGS-S Customer 4736	\$ 10,329.08	\$ 10,415.89	0.84%	\$ 1,404.32	\$ 1,532.90	9.16%
MGS-S Customer 4737	\$ 11,131.00	\$ 11,213.27	0.74%	\$ 1,787.10	\$ 1,896.03	6.10%
MGS-S Customer 4738	\$ 8,633.80	\$ 8,707.31	0.85%	\$ 1,391.11	\$ 1,494.42	7.43%
MGS-S Customer 4739	\$ 19,730.10	\$ 19,818.81	0.45%	\$ 2,079.40	\$ 2,192.54	5.44%
MGS-S Customer 4740	\$ 89,588.42	\$ 89,861.76	0.31%	\$ 9,818.00	\$ 10,078.91	2.66%
MGS-S Customer 4741	\$ 90,496.38	\$ 90,738.49	0.27%	\$ 8,431.04	\$ 8,659.29	2.71%
MGS-S Customer 4742	\$ 18,658.51	\$ 18,766.60	0.58%	\$ 2,368.57	\$ 2,510.94	6.01%
MGS-S Customer 4743	\$ 17,796.65	\$ 17,897.44	0.57%	\$ 2,036.66	\$ 2,174.21	6.75%
MGS-S Customer 4744	\$ 101,473.94	\$ 101,874.86	0.40%	\$ 15,103.92	\$ 15,598.77	3.28%
MGS-S Customer 4745	\$ 149,143.02	\$ 149,464.86	0.22%	\$ 12,059.83	\$ 12,341.03	2.33%
MGS-S Customer 4746	\$ 15,298.45	\$ 15,383.51	0.56%	\$ 1,915.08	\$ 2,025.94	5.79%
MGS-S Customer 4747	\$ 31,267.94	\$ 31,384.89	0.37%	\$ 3,360.67	\$ 3,492.21	3.91%
MGS-S Customer 4748	\$ 18,152.67	\$ 18,264.94	0.62%	\$ 2,553.45	\$ 2,698.11	5.67%
MGS-S Customer 4749	\$ 34,019.36	\$ 34,179.05	0.47%	\$ 4,710.09	\$ 4,886.12	3.74%
MGS-S Customer 4750	\$ 13,918.95	\$ 14,001.79	0.60%	\$ 1,813.61	\$ 1,922.98	6.03%
MGS-S Customer 4751	\$ 29,734.25	\$ 29,837.57	0.35%	\$ 2,741.11	\$ 2,863.67	4.47%
MGS-S Customer 4752	\$ 20,738.84	\$ 20,858.03	0.57%	\$ 3,458.97	\$ 3,591.72	3.84%
MGS-S Customer 4753	\$ 7,842.77	\$ 7,909.14	0.85%	\$ 1,065.81	\$ 1,164.39	9.25%
MGS-S Customer 4754	\$ 8,138.53	\$ 8,227.64	1.09%	\$ 1,509.76	\$ 1,639.93	8.62%
MGS-S Customer 4755	\$ 19,879.87	\$ 19,988.60	0.55%	\$ 2,397.97	\$ 2,540.77	5.96%
MGS-S Customer 4756	\$ 16,185.38	\$ 16,295.52	0.68%	\$ 2,462.39	\$ 2,606.15	5.84%
MGS-S Customer 4757	\$ 16,172.71	\$ 16,273.90	0.63%	\$ 2,056.41	\$ 2,194.32	6.71%

Internal Use

Customer	Bundled 8/23 Prices	Bundled 1/24 Prices	Bundled % Difference	Distribution 1/24 Prices	Distribution 8/24 Prices	Distribution % Difference
MGS-S Customer 4758	\$ 19,096.03	\$ 19,186.03	0.47%	\$ 2,137.17	\$ 2,251.08	5.33%
MGS-S Customer 4759	\$ 201,742.90	\$ 202,137.89	0.20%	\$ 15,353.24	\$ 15,691.12	2.20%
MGS-S Customer 4760	\$ 27,268.37	\$ 27,412.98	0.53%	\$ 4,024.42	\$ 4,190.51	4.13%
MGS-S Customer 4761	\$ 16,139.08	\$ 16,249.00	0.68%	\$ 2,454.22	\$ 2,598.01	5.86%
MGS-S Customer 4762	\$ 12,243.02	\$ 12,339.68	0.79%	\$ 1,852.37	\$ 1,987.45	7.29%
MGS-S Customer 4763	\$ 140,684.06	\$ 141,012.59	0.23%	\$ 12,349.16	\$ 12,633.54	2.30%
MGS-S Customer 4764	\$ 46,773.75	\$ 46,922.99	0.32%	\$ 4,235.35	\$ 4,404.52	3.99%
MGS-S Customer 4765	\$ 94,575.00	\$ 94,819.26	0.26%	\$ 8,450.60	\$ 8,707.25	3.04%
MGS-S Customer 4766	\$ 160,641.82	\$ 161,063.64	0.26%	\$ 16,587.60	\$ 16,933.32	2.08%
MGS-S Customer 4767	\$ 47,463.45	\$ 47,677.04	0.45%	\$ 7,145.91	\$ 7,356.31	2.94%
MGS-S Customer 4768	\$ 38,614.40	\$ 38,782.79	0.44%	\$ 5,094.53	\$ 5,275.38	3.55%
MGS-S Customer 4769	\$ 59,830.81	\$ 60,024.08	0.32%	\$ 6,221.71	\$ 6,418.67	3.17%
MGS-S Customer 4770	\$ 18,319.06	\$ 18,427.08	0.59%	\$ 2,955.02	\$ 3,080.73	4.25%
MGS-S Customer 4771	\$ 6,267.48	\$ 6,336.31	1.10%	\$ 1,176.46	\$ 1,276.58	8.51%
MGS-S Customer 4772	\$ 20,278.05	\$ 20,372.35	0.47%	\$ 2,331.82	\$ 2,448.50	5.00%
MGS-S Customer 4773	\$ 49,436.84	\$ 49,607.08	0.34%	\$ 5,191.28	\$ 5,374.43	3.53%
MGS-S Customer 4774	\$ 7,444.15	\$ 7,520.82	1.03%	\$ 1,537.25	\$ 1,642.90	6.87%
MGS-S Customer 4775	\$ 86,058.84	\$ 86,275.74	0.25%	\$ 7,298.54	\$ 7,511.28	2.91%
MGS-S Customer 4776	\$ 8,200.90	\$ 8,279.07	0.95%	\$ 1,604.39	\$ 1,710.93	6.64%
MGS-S Customer 4777	\$ 6,258.30	\$ 6,344.95	1.38%	\$ 1,399.02	\$ 1,527.63	9.19%
MGS-S Customer 4778	\$ 45,503.07	\$ 45,650.64	0.32%	\$ 4,158.32	\$ 4,326.31	4.04%
MGS-S Customer 4779	\$ 9,191.87	\$ 9,282.02	0.98%	\$ 1,556.45	\$ 1,687.25	8.40%
MGS-S Customer 4780	\$ 17,891.12	\$ 17,997.56	0.59%	\$ 2,294.93	\$ 2,436.31	6.16%
MGS-S Customer 4781	\$ 21,251.76	\$ 21,369.41	0.55%	\$ 2,802.53	\$ 2,951.16	5.30%
MGS-S Customer 4782	\$ 17,845.42	\$ 17,957.18	0.63%	\$ 3,121.21	\$ 3,249.07	4.10%
MGS-S Customer 4783	\$ 7,398.05	\$ 7,482.82	1.15%	\$ 1,314.14	\$ 1,441.56	9.70%
MGS-S Customer 4784	\$ 8,258.04	\$ 8,370.54	1.36%	\$ 2,571.97	\$ 2,717.51	5.66%
MGS-S Customer 4785	\$ 36,609.13	\$ 36,778.05	0.46%	\$ 5,121.15	\$ 5,302.58	3.54%
MGS-S Customer 4786	\$ 55,692.25	\$ 55,865.89	0.31%	\$ 5,338.61	\$ 5,523.38	3.46%
MGS-S Customer 4787	\$ 19,728.37	\$ 19,837.20	0.55%	\$ 2,403.07	\$ 2,545.99	5.95%
MGS-S Customer 4788	\$ 20,253.32	\$ 20,376.77	0.61%	\$ 3,063.67	\$ 3,215.91	4.97%
MGS-S Customer 4789	\$ 18,708.94	\$ 18,806.81	0.52%	\$ 2,495.69	\$ 2,614.84	4.77%
MGS-S Customer 4790	\$ 21,538.97	\$ 21,638.54	0.46%	\$ 2,571.02	\$ 2,691.15	4.67%
MGS-S Customer 4791	\$ 9,334.86	\$ 9,444.97	1.18%	\$ 2,460.18	\$ 2,603.88	5.84%
MGS-S Customer 4792	\$ 26,518.27	\$ 26,633.60	0.43%	\$ 3,284.17	\$ 3,414.43	3.97%
MGS-S Customer 4793	\$ 9,831.68	\$ 9,910.49	0.80%	\$ 1,630.29	\$ 1,736.97	6.54%
MGS-S Customer 4794	\$ 15,178.76	\$ 15,262.52	0.55%	\$ 1,856.68	\$ 1,966.72	5.93%
MGS-S Customer 4795	\$ 15,445.85	\$ 15,529.29	0.54%	\$ 1,840.76	\$ 1,950.48	5.96%
MGS-S Customer 4796	\$ 174,160.95	\$ 174,615.15	0.26%	\$ 18,043.30	\$ 18,415.69	2.06%
MGS-S Customer 4797	\$ 24,217.85	\$ 24,343.20	0.52%	\$ 3,149.19	\$ 3,302.58	4.87%

Customer	Bundled 8/23 Prices	Bundled 1/24 Prices	Bundled % Difference	Distribution 1/24 Prices	Distribution 8/24 Prices	Distribution % Difference
MGS-S Customer 4798	\$ 80,011.40	\$ 80,242.56	0.29%	\$ 7,952.15	\$ 8,174.76	2.80%
MGS-S Customer 4799	\$ 61,506.86	\$ 61,723.01	0.35%	\$ 7,264.09	\$ 7,476.31	2.92%
MGS-S Customer 4800	\$ 95,089.43	\$ 95,342.50	0.27%	\$ 8,931.19	\$ 9,166.83	2.64%
MGS-S Customer 4801	\$ 36,713.43	\$ 36,870.83	0.43%	\$ 4,603.93	\$ 4,778.29	3.79%
MGS-S Customer 4802	\$ 25,924.39	\$ 26,040.49	0.45%	\$ 2,732.29	\$ 2,879.88	5.40%
MGS-S Customer 4803	\$ 5,938.48	\$ 6,022.35	1.41%	\$ 1,270.78	\$ 1,397.44	9.97%
MGS-S Customer 4804	\$ 36,707.00	\$ 36,839.66	0.36%	\$ 3,485.33	\$ 3,643.87	4.55%
MGS-S Customer 4805	\$ 53,688.79	\$ 53,855.34	0.31%	\$ 5,022.18	\$ 5,202.77	3.60%
MGS-S Customer 4806	\$ 48,081.38	\$ 48,246.78	0.34%	\$ 4,974.19	\$ 5,154.40	3.62%
MGS-S Customer 4807	\$ 40,881.58	\$ 41,025.32	0.35%	\$ 3,985.63	\$ 4,151.21	4.15%
MGS-S Customer 4808	\$ 12,530.74	\$ 12,608.60	0.62%	\$ 998.23	\$ 1,120.98	12.30%
MGS-S Customer 4809	\$ 47,897.06	\$ 48,068.67	0.36%	\$ 5,248.98	\$ 5,432.63	3.50%
MGS-S Customer 4810	\$ 35,096.02	\$ 35,244.69	0.42%	\$ 4,210.72	\$ 4,379.64	4.01%
MGS-S Customer 4811	\$ 17,288.02	\$ 17,396.25	0.63%	\$ 2,375.42	\$ 2,517.91	6.00%
MGS-S Customer 4812	\$ 15,090.20	\$ 15,193.81	0.69%	\$ 2,170.21	\$ 2,310.07	6.44%
MGS-S Customer 4813	\$ 16,761.08	\$ 16,870.24	0.65%	\$ 2,419.33	\$ 2,562.57	5.92%
MGS-S Customer 4814	\$ 53,398.40	\$ 53,567.94	0.32%	\$ 5,155.53	\$ 5,337.89	3.54%
MGS-S Customer 4815	\$ 5,847.47	\$ 5,917.97	1.21%	\$ 1,256.24	\$ 1,357.77	8.08%
MGS-S Customer 4816	\$ 9,850.83	\$ 9,931.49	0.82%	\$ 1,716.38	\$ 1,824.46	6.30%
MGS-S Customer 4817	\$ 35,314.72	\$ 35,462.66	0.42%	\$ 4,173.52	\$ 4,341.59	4.03%
MGS-S Customer 4818	\$ 12,507.99	\$ 12,606.71	0.79%	\$ 1,944.48	\$ 2,080.80	7.01%
MGS-S Customer 4819	\$ 31,460.09	\$ 31,606.72	0.47%	\$ 4,117.99	\$ 4,285.56	4.07%
MGS-S Customer 4820	\$ 133,320.89	\$ 133,641.57	0.24%	\$ 12,010.22	\$ 12,290.95	2.34%
MGS-S Customer 4821	\$ 14,417.24	\$ 14,510.56	0.65%	\$ 2,285.86	\$ 2,401.78	5.07%
MGS-S Customer 4822	\$ 18,267.84	\$ 18,377.59	0.60%	\$ 2,444.43	\$ 2,587.93	5.87%
MGS-S Customer 4823	\$ 6,237.50	\$ 6,305.34	1.09%	\$ 1,132.82	\$ 1,232.36	8.79%
MGS-S Customer 4824	\$ 10,244.82	\$ 10,341.23	0.94%	\$ 1,840.57	\$ 1,975.47	7.33%
MGS-S Customer 4825	\$ 20,662.29	\$ 20,789.51	0.62%	\$ 3,236.21	\$ 3,391.04	4.78%
MGS-S Customer 4826	\$ 23,881.71	\$ 23,997.54	0.49%	\$ 2,719.92	\$ 2,867.34	5.42%
MGS-S Customer 4827	\$ 15,206.82	\$ 15,288.91	0.54%	\$ 1,779.59	\$ 1,888.45	6.12%
MGS-S Customer 4828	\$ 15,597.90	\$ 15,688.60	0.58%	\$ 2,169.46	\$ 2,283.90	5.28%
MGS-S Customer 4829	\$ 24,084.73	\$ 24,211.50	0.53%	\$ 3,216.16	\$ 3,370.71	4.81%
MGS-S Customer 4830	\$ 9,119.69	\$ 9,189.31	0.76%	\$ 1,214.26	\$ 1,315.01	8.30%
MGS-S Customer 4831	\$ 168,204.77	\$ 168,563.81	0.21%	\$ 13,574.51	\$ 13,930.80	2.62%
MGS-S Customer 4832	\$ 15,753.26	\$ 15,859.24	0.67%	\$ 2,274.04	\$ 2,415.12	6.20%
MGS-S Customer 4833	\$ 7,498.37	\$ 7,580.91	1.10%	\$ 1,211.02	\$ 1,336.86	10.39%
MGS-S Customer 4834	\$ 16,045.64	\$ 16,139.81	0.59%	\$ 2,326.06	\$ 2,442.66	5.01%
MGS-S Customer 4835	\$ 26,704.80	\$ 26,842.80	0.52%	\$ 3,725.78	\$ 3,887.64	4.34%
MGS-S Customer 4836	\$ 46,181.28	\$ 46,396.51	0.47%	\$ 7,129.21	\$ 7,369.96	3.38%
MGS-S Customer 4837	\$ 29,831.65	\$ 29,963.03	0.44%	\$ 3,424.84	\$ 3,582.37	4.60%

Internal Use

Customer	Bundled 8/23 Prices	Bundled 1/24 Prices	Bundled % Difference	Distribution 1/24 Prices	Distribution 8/24 Prices	Distribution % Difference
MGS-S Customer 4838	\$ 18,216.39	\$ 18,331.97	0.63%	\$ 2,708.17	\$ 2,855.41	5.44%
MGS-S Customer 4839	\$ 7,515.81	\$ 7,610.86	1.26%	\$ 1,778.62	\$ 1,912.62	7.53%
MGS-S Customer 4840	\$ 8,154.96	\$ 8,229.60	0.92%	\$ 1,440.78	\$ 1,544.75	7.22%
MGS-S Customer 4841	\$ 12,002.28	\$ 12,101.62	0.83%	\$ 1,974.36	\$ 2,111.23	6.93%
MGS-S Customer 4842	\$ 14,212.36	\$ 14,300.54	0.62%	\$ 2,054.75	\$ 2,167.48	5.49%
MGS-S Customer 4843	\$ 29,521.97	\$ 29,689.37	0.57%	\$ 5,058.23	\$ 5,239.16	3.58%
MGS-S Customer 4844	\$ 103,104.87	\$ 103,396.28	0.28%	\$ 10,632.50	\$ 10,909.84	2.61%
MGS-S Customer 4845	\$ 5,330.82	\$ 5,412.55	1.53%	\$ 1,174.40	\$ 1,299.71	10.67%
MGS-S Customer 4846	\$ 10,968.07	\$ 11,062.75	0.86%	\$ 1,761.64	\$ 1,895.38	7.59%
MGS-S Customer 4847	\$ 14,134.61	\$ 14,214.08	0.56%	\$ 1,659.90	\$ 1,767.00	6.45%
MGS-S Customer 4848	\$ 23,443.72	\$ 23,538.13	0.40%	\$ 2,337.70	\$ 2,454.55	5.00%
MGS-S Customer 4849	\$ 1,134.55	\$ 1,191.96	5.06%	\$ 660.23	\$ 753.02	14.05%
MGS-S Customer 4850	\$ 27,654.68	\$ 27,779.20	0.45%	\$ 3,112.00	\$ 3,264.89	4.91%
MGS-S Customer 4851	\$ 15,261.45	\$ 15,369.51	0.71%	\$ 2,370.38	\$ 2,512.97	6.02%
MGS-S Customer 4852	\$ 3,935.26	\$ 4,014.22	2.01%	\$ 1,047.75	\$ 1,171.19	11.78%
MGS-S Customer 4853	\$ 23,262.78	\$ 23,364.81	0.44%	\$ 2,683.30	\$ 2,805.08	4.54%
MGS-S Customer 4854	\$ 27,524.21	\$ 27,681.60	0.57%	\$ 4,602.19	\$ 4,776.45	3.79%
MGS-S Customer 4855	\$ 16,946.32	\$ 17,049.06	0.61%	\$ 2,127.99	\$ 2,267.03	6.53%
MGS-S Customer 4856	\$ 11,717.79	\$ 11,815.73	0.84%	\$ 1,909.26	\$ 2,045.10	7.11%
MGS-S Customer 4857	\$ 24,304.85	\$ 24,436.58	0.54%	\$ 3,442.11	\$ 3,599.97	4.59%
MGS-S Customer 4858	\$ 8,907.27	\$ 8,985.28	0.88%	\$ 1,594.66	\$ 1,700.91	6.66%
MGS-S Customer 4859	\$ 69,994.73	\$ 70,213.09	0.31%	\$ 7,360.52	\$ 7,573.84	2.90%
MGS-S Customer 4860	\$ 16,682.66	\$ 16,795.24	0.67%	\$ 2,572.27	\$ 2,717.57	5.65%
MGS-S Customer 4861	\$ 39,152.60	\$ 39,310.56	0.40%	\$ 4,625.60	\$ 4,800.02	3.77%
MGS-S Customer 4862	\$ 22,241.14	\$ 22,353.47	0.51%	\$ 2,561.30	\$ 2,706.44	5.67%
MGS-S Customer 4863	\$ 27,279.97	\$ 27,421.26	0.52%	\$ 3,875.21	\$ 4,039.24	4.23%
MGS-S Customer 4864	\$ 9,808.17	\$ 9,901.02	0.95%	\$ 1,678.22	\$ 1,810.73	7.90%
MGS-S Customer 4865	\$ 50,727.04	\$ 50,876.94	0.30%	\$ 4,851.01	\$ 5,003.67	3.15%
MGS-S Customer 4866	\$ 22,751.57	\$ 22,866.18	0.50%	\$ 2,663.96	\$ 2,810.53	5.50%
MGS-S Customer 4867	\$ 10,132.13	\$ 10,214.60	0.81%	\$ 1,797.38	\$ 1,906.57	6.07%
MGS-S Customer 4868	\$ 11,604.74	\$ 11,699.60	0.82%	\$ 1,769.54	\$ 1,903.38	7.56%
MGS-S Customer 4869	\$ 5,418.29	\$ 5,493.13	1.38%	\$ 1,452.15	\$ 1,556.41	7.18%
MGS-S Customer 4870	\$ 21,306.05	\$ 21,422.40	0.55%	\$ 2,741.49	\$ 2,889.08	5.38%
MGS-S Customer 4871	\$ 14,118.35	\$ 14,216.02	0.69%	\$ 1,896.94	\$ 2,032.59	7.15%
MGS-S Customer 4872	\$ 38,961.38	\$ 39,161.28	0.51%	\$ 6,281.92	\$ 6,559.00	4.41%
MGS-S Customer 4873	\$ 31,207.80	\$ 31,385.66	0.57%	\$ 5,337.37	\$ 5,584.82	4.64%
MGS-S Customer 4874	\$ 16,785.67	\$ 16,880.83	0.57%	\$ 2,372.40	\$ 2,489.75	4.95%
MGS-S Customer 4875	\$ 11,972.80	\$ 12,070.54	0.82%	\$ 1,900.60	\$ 2,036.34	7.14%
MGS-S Customer 4876	\$ 21,517.20	\$ 21,660.56	0.67%	\$ 3,966.03	\$ 4,131.15	4.16%
MGS-S Customer 4877	\$ 3,492.35	\$ 3,569.63	2.21%	\$ 972.30	\$ 1,094.68	12.59%

Internal Use

Customer	Bundled 8/23 Prices	Bundled 1/24 Prices	Bundled % Difference	Distribution 1/24 Prices	Distribution 8/24 Prices	Distribution % Difference
MGS-S Customer 4878	\$ 12,595.54	\$ 12,690.45	0.75%	\$ 1,772.47	\$ 1,906.38	7.55%
MGS-S Customer 4879	\$ 30,005.22	\$ 30,108.16	0.34%	\$ 2,723.69	\$ 2,846.03	4.49%
MGS-S Customer 4880	\$ 25,118.04	\$ 25,284.75	0.66%	\$ 5,024.53	\$ 5,204.80	3.59%
MGS-S Customer 4881	\$ 10,633.73	\$ 10,712.53	0.74%	\$ 1,630.52	\$ 1,737.24	6.55%
MGS-S Customer 4882	\$ 55,757.03	\$ 55,937.49	0.32%	\$ 5,645.07	\$ 5,834.06	3.35%
MGS-S Customer 4883	\$ 45,277.95	\$ 45,419.54	0.31%	\$ 3,887.54	\$ 4,051.68	4.22%
MGS-S Customer 4884	\$ 29,837.35	\$ 29,978.60	0.47%	\$ 3,875.35	\$ 4,039.54	4.24%
MGS-S Customer 4885	\$ 18,710.64	\$ 18,831.89	0.65%	\$ 2,967.62	\$ 3,118.72	5.09%
MGS-S Customer 4886	\$ 12,699.64	\$ 12,776.37	0.60%	\$ 1,535.55	\$ 1,640.87	6.86%
MGS-S Customer 4887	\$ 12,885.06	\$ 12,967.26	0.64%	\$ 1,783.78	\$ 1,892.66	6.10%
MGS-S Customer 4888	\$ 11,523.10	\$ 11,613.58	0.79%	\$ 1,571.07	\$ 1,702.08	8.34%
MGS-S Customer 4889	\$ 145,007.29	\$ 145,308.73	0.21%	\$ 11,137.12	\$ 11,405.26	2.41%
MGS-S Customer 4890	\$ 44,572.41	\$ 44,671.13	0.22%	\$ 1,940.87	\$ 2,076.90	7.01%
MGS-S Customer 4891	\$ 13,917.53	\$ 14,018.21	0.72%	\$ 2,034.07	\$ 2,171.71	6.77%
MGS-S Customer 4892	\$ 135,642.99	\$ 135,940.04	0.22%	\$ 10,671.85	\$ 11,017.18	3.24%
MGS-S Customer 4893	\$ 113,341.31	\$ 113,590.73	0.22%	\$ 8,777.16	\$ 9,011.41	2.67%
MGS-S Customer 4894	\$ 37,028.63	\$ 37,176.82	0.40%	\$ 4,187.22	\$ 4,355.69	4.02%
MGS-S Customer 4895	\$ 9,735.44	\$ 9,831.73	0.99%	\$ 1,835.68	\$ 1,970.54	7.35%
MGS-S Customer 4896	\$ 45,524.07	\$ 45,722.95	0.44%	\$ 6,482.97	\$ 6,684.12	3.10%
MGS-S Customer 4897	\$ 23,954.83	\$ 24,056.21	0.42%	\$ 2,653.98	\$ 2,775.35	4.57%
MGS-S Customer 4898	\$ 11,183.07	\$ 11,269.76	0.78%	\$ 1,988.00	\$ 2,099.84	5.63%
MGS-S Customer 4899	\$ 65,103.53	\$ 65,308.86	0.32%	\$ 6,775.40	\$ 6,980.74	3.03%
MGS-S Customer 4900	\$ 77,220.86	\$ 77,410.37	0.25%	\$ 6,059.41	\$ 6,254.59	3.22%
MGS-S Customer 4901	\$ 18,233.80	\$ 18,341.53	0.59%	\$ 2,353.17	\$ 2,495.39	6.04%
MGS-S Customer 4902	\$ 22,711.48	\$ 22,842.05	0.57%	\$ 3,390.84	\$ 3,548.07	4.64%
MGS-S Customer 4903	\$ 17,322.01	\$ 17,404.29	0.48%	\$ 1,787.56	\$ 1,896.52	6.10%
MGS-S Customer 4904	\$ 15,043.45	\$ 15,139.35	0.64%	\$ 1,817.35	\$ 1,951.89	7.40%
MGS-S Customer 4905	\$ 31,178.14	\$ 31,388.93	0.68%	\$ 6,704.27	\$ 7,010.46	4.57%
MGS-S Customer 4906	\$ 12,830.60	\$ 12,933.01	0.80%	\$ 2,112.21	\$ 2,250.97	6.57%
MGS-S Customer 4907	\$ 18,730.38	\$ 18,835.03	0.56%	\$ 2,212.02	\$ 2,352.10	6.33%
MGS-S Customer 4908	\$ 13,338.26	\$ 13,453.45	0.86%	\$ 3,278.86	\$ 3,409.12	3.97%
MGS-S Customer 4909	\$ 22,591.48	\$ 22,679.08	0.39%	\$ 2,029.09	\$ 2,141.50	5.54%
MGS-S Customer 4910	\$ 36,860.40	\$ 37,009.37	0.40%	\$ 4,224.67	\$ 4,393.79	4.00%
MGS-S Customer 4911	\$ 13,825.79	\$ 13,925.12	0.72%	\$ 1,972.17	\$ 2,108.93	6.93%
MGS-S Customer 4912	\$ 7,581.85	\$ 7,683.36	1.34%	\$ 2,070.52	\$ 2,208.63	6.67%
MGS-S Customer 4913	\$ 10,003.76	\$ 10,096.52	0.93%	\$ 1,675.19	\$ 1,807.76	7.91%
MGS-S Customer 4914	\$ 77,375.83	\$ 77,572.49	0.25%	\$ 6,384.85	\$ 6,584.79	3.13%
MGS-S Customer 4915	\$ 10,484.47	\$ 10,575.97	0.87%	\$ 1,617.73	\$ 1,749.42	8.14%
MGS-S Customer 4916	\$ 9,385.92	\$ 9,483.72	1.04%	\$ 1,902.44	\$ 2,038.13	7.13%
MGS-S Customer 4917	\$ 13,682.09	\$ 13,789.17	0.78%	\$ 2,324.86	\$ 2,466.74	6.10%

Internal Use

Customer	Bundled 8/23 Prices	Bundled 1/24 Prices	Bundled % Difference	Distribution 1/24 Prices	Distribution 8/24 Prices	Distribution % Difference
MGS-S Customer 4918	\$ 16,649.95	\$ 16,746.84	0.58%	\$ 1,861.51	\$ 1,996.63	7.26%
MGS-S Customer 4919	\$ 29,215.56	\$ 29,364.62	0.51%	\$ 4,222.18	\$ 4,390.82	3.99%
MGS-S Customer 4920	\$ 20,002.10	\$ 20,144.42	0.71%	\$ 3,921.65	\$ 4,086.35	4.20%
MGS-S Customer 4921	\$ 9,238.06	\$ 9,336.28	1.06%	\$ 1,921.94	\$ 2,057.95	7.08%
MGS-S Customer 4922	\$ 6,211.83	\$ 6,286.19	1.20%	\$ 1,430.61	\$ 1,534.56	7.27%
MGS-S Customer 4923	\$ 22,313.89	\$ 22,461.99	0.66%	\$ 4,181.87	\$ 4,350.16	4.02%
MGS-S Customer 4924	\$ 25,441.37	\$ 25,557.62	0.46%	\$ 2,739.82	\$ 2,887.58	5.39%
MGS-S Customer 4925	\$ 17,389.09	\$ 17,494.16	0.60%	\$ 2,232.53	\$ 2,373.00	6.29%
MGS-S Customer 4926	\$ 53,431.74	\$ 53,598.74	0.31%	\$ 5,040.64	\$ 5,221.35	3.59%
MGS-S Customer 4927	\$ 125,675.85	\$ 125,948.56	0.22%	\$ 9,833.24	\$ 10,082.64	2.54%
MGS-S Customer 4928	\$ 8,109.92	\$ 8,205.15	1.17%	\$ 1,786.96	\$ 1,921.08	7.51%
MGS-S Customer 4929	\$ 9,673.81	\$ 9,766.38	0.96%	\$ 1,666.53	\$ 1,798.93	7.94%
MGS-S Customer 4930	\$ 12,976.95	\$ 13,097.33	0.93%	\$ 2,924.40	\$ 3,074.69	5.14%
MGS-S Customer 4931	\$ 9,379.79	\$ 9,469.48	0.96%	\$ 1,535.37	\$ 1,665.84	8.50%
MGS-S Customer 4932	\$ 33,145.31	\$ 33,348.87	0.61%	\$ 6,700.75	\$ 6,905.43	3.05%
MGS-S Customer 4933	\$ 23,472.20	\$ 23,580.52	0.46%	\$ 2,379.98	\$ 2,522.55	5.99%
MGS-S Customer 4934	\$ 27,009.22	\$ 27,156.99	0.55%	\$ 4,174.30	\$ 4,343.01	4.04%
MGS-S Customer 4935	\$ 112,608.94	\$ 112,898.83	0.26%	\$ 10,610.30	\$ 10,870.66	2.45%
MGS-S Customer 4936	\$ 10,261.46	\$ 10,358.40	0.94%	\$ 1,864.26	\$ 1,999.44	7.25%
MGS-S Customer 4937	\$ 12,560.58	\$ 12,653.72	0.74%	\$ 1,691.09	\$ 1,823.78	7.85%
MGS-S Customer 4938	\$ 225,911.63	\$ 226,331.69	0.19%	\$ 16,507.40	\$ 16,851.94	2.09%
MGS-S Customer 4939	\$ 10,494.69	\$ 10,588.63	0.90%	\$ 1,728.69	\$ 1,862.00	7.71%
MGS-S Customer 4940	\$ 8,065.70	\$ 8,143.30	0.96%	\$ 1,578.53	\$ 1,684.71	6.73%
MGS-S Customer 4941	\$ 13,909.83	\$ 13,996.66	0.62%	\$ 1,405.87	\$ 1,534.49	9.15%
MGS-S Customer 4942	\$ 28,108.18	\$ 28,210.38	0.36%	\$ 2,690.76	\$ 2,812.63	4.53%
MGS-S Customer 4943	\$ 99,593.56	\$ 99,839.41	0.25%	\$ 8,625.25	\$ 8,858.00	2.70%
MGS-S Customer 4944	\$ 16,239.49	\$ 16,359.73	0.74%	\$ 2,920.72	\$ 3,071.09	5.15%
MGS-S Customer 4945	\$ 36,706.73	\$ 36,866.85	0.44%	\$ 4,730.47	\$ 4,906.88	3.73%
MGS-S Customer 4946	\$ 47,993.32	\$ 48,152.91	0.33%	\$ 4,701.84	\$ 4,877.49	3.74%
MGS-S Customer 4947	\$ 31,601.11	\$ 31,729.54	0.41%	\$ 3,292.71	\$ 3,448.44	4.73%
MGS-S Customer 4948	\$ 28,627.92	\$ 28,804.02	0.62%	\$ 5,439.86	\$ 5,629.43	3.48%
MGS-S Customer 4949	\$ 19,569.39	\$ 19,674.88	0.54%	\$ 2,836.64	\$ 2,960.40	4.36%
MGS-S Customer 4950	\$ 11,268.90	\$ 11,358.23	0.79%	\$ 2,105.91	\$ 2,219.29	5.38%
MGS-S Customer 4951	\$ 22,173.27	\$ 22,302.95	0.58%	\$ 3,347.64	\$ 3,504.03	4.67%
MGS-S Customer 4952	\$ 10,965.05	\$ 11,045.10	0.73%	\$ 1,686.95	\$ 1,794.47	6.37%
MGS-S Customer 4953	\$ 45,006.79	\$ 45,158.10	0.34%	\$ 4,328.46	\$ 4,498.90	3.94%
MGS-S Customer 4954	\$ 12,932.60	\$ 13,034.26	0.79%	\$ 2,078.81	\$ 2,217.14	6.65%
MGS-S Customer 4955	\$ 43,569.46	\$ 43,719.76	0.34%	\$ 4,284.48	\$ 4,454.43	3.97%
MGS-S Customer 4956	\$ 14,926.63	\$ 15,036.38	0.74%	\$ 2,445.38	\$ 2,588.94	5.87%
MGS-S Customer 4957	\$ 73,452.86	\$ 73,637.49	0.25%	\$ 5,843.88	\$ 6,036.38	3.29%

Customer	Bundled 8/23 Prices	Bundled 1/24 Prices	Bundled % Difference	Distribution 1/24 Prices	Distribution 8/24 Prices	Distribution % Difference
MGS-S Customer 4958	\$ 16,341.18	\$ 16,441.87	0.62%	\$ 2,033.57	\$ 2,171.18	6.77%
MGS-S Customer 4959	\$ 23,736.44	\$ 23,898.61	0.68%	\$ 4,682.01	\$ 4,898.30	4.62%
MGS-S Customer 4960	\$ 56,277.02	\$ 56,460.65	0.33%	\$ 5,794.67	\$ 5,986.21	3.31%
MGS-S Customer 4961	\$ 51,716.21	\$ 51,925.59	0.40%	\$ 6,959.00	\$ 7,167.00	2.99%
MGS-S Customer 4962	\$ 7,871.76	\$ 7,966.10	1.20%	\$ 1,746.20	\$ 1,879.72	7.65%
MGS-S Customer 4963	\$ 7,273.59	\$ 7,339.51	0.91%	\$ 1,045.57	\$ 1,143.86	9.40%
MGS-S Customer 4964	\$ 45,293.78	\$ 45,465.33	0.38%	\$ 5,245.01	\$ 5,428.54	3.50%
MGS-S Customer 4965	\$ 65,797.22	\$ 65,999.69	0.31%	\$ 6,648.25	\$ 6,851.97	3.06%
MGS-S Customer 4966	\$ 8,540.16	\$ 8,670.01	1.52%	\$ 3,355.21	\$ 3,511.71	4.66%
MGS-S Customer 4967	\$ 45,650.26	\$ 45,805.39	0.34%	\$ 4,498.88	\$ 4,671.59	3.84%
MGS-S Customer 4968	\$ 13,327.14	\$ 13,420.65	0.70%	\$ 2,302.97	\$ 2,419.71	5.07%
MGS-S Customer 4969	\$ 10,426.83	\$ 10,519.28	0.89%	\$ 1,660.47	\$ 1,792.75	7.97%
MGS-S Customer 4970	\$ 12,045.47	\$ 12,127.21	0.68%	\$ 1,763.45	\$ 1,872.08	6.16%
MGS-S Customer 4971	\$ 57,571.28	\$ 57,736.62	0.29%	\$ 4,962.15	\$ 5,141.52	3.61%
MGS-S Customer 4972	\$ 42,106.11	\$ 42,247.96	0.34%	\$ 3,897.68	\$ 4,061.84	4.21%
MGS-S Customer 4973	\$ 9,378.33	\$ 9,483.00	1.12%	\$ 2,212.44	\$ 2,352.50	6.33%
MGS-S Customer 4974	\$ 59,231.41	\$ 59,415.43	0.31%	\$ 5,807.34	\$ 5,998.69	3.29%
MGS-S Customer 4975	\$ 162,323.58	\$ 162,694.81	0.23%	\$ 14,297.10	\$ 14,610.21	2.19%
MGS-S Customer 4976	\$ 6,800.98	\$ 6,895.99	1.40%	\$ 1,776.02	\$ 1,909.93	7.54%
MGS-S Customer 4977	\$ 9,182.08	\$ 9,281.35	1.08%	\$ 1,967.67	\$ 2,104.20	6.94%
MGS-S Customer 4978	\$ 37,765.83	\$ 37,885.12	0.32%	\$ 2,876.75	\$ 3,026.41	5.20%
MGS-S Customer 4979	\$ 192,931.14	\$ 193,310.26	0.20%	\$ 14,656.10	\$ 14,974.44	2.17%
MGS-S Customer 4980	\$ 13,284.64	\$ 13,366.04	0.61%	\$ 1,747.41	\$ 1,855.76	6.20%
MGS-S Customer 4981	\$ 9,813.41	\$ 9,910.24	0.99%	\$ 1,859.15	\$ 1,994.28	7.27%
MGS-S Customer 4982	\$ 12,757.03	\$ 12,850.30	0.73%	\$ 1,697.38	\$ 1,830.16	7.82%
MGS-S Customer 4983	\$ 21,285.04	\$ 21,396.53	0.52%	\$ 2,523.07	\$ 2,667.67	5.73%
MGS-S Customer 4984	\$ 16,531.91	\$ 16,630.12	0.59%	\$ 1,921.35	\$ 2,057.34	7.08%
MGS-S Customer 4985	\$ 16,419.71	\$ 16,534.54	0.70%	\$ 2,673.15	\$ 2,819.82	5.49%
MGS-S Customer 4986	\$ 7,468.76	\$ 7,540.95	0.97%	\$ 1,331.60	\$ 1,434.11	7.70%
MGS-S Customer 4987	\$ 44,123.72	\$ 44,274.21	0.34%	\$ 4,292.68	\$ 4,462.73	3.96%
MGS-S Customer 4988	\$ 11,977.75	\$ 12,086.09	0.90%	\$ 2,380.95	\$ 2,523.58	5.99%
MGS-S Customer 4989	\$ 11,428.08	\$ 11,510.19	0.72%	\$ 1,780.07	\$ 1,888.92	6.11%
MGS-S Customer 4990	\$ 24,117.99	\$ 24,238.78	0.50%	\$ 2,945.89	\$ 3,096.61	5.12%
MGS-S Customer 4991	\$ 8,083.64	\$ 8,172.35	1.10%	\$ 1,491.24	\$ 1,621.11	8.71%
MGS-S Customer 4992	\$ 46,291.40	\$ 46,483.79	0.42%	\$ 6,182.01	\$ 6,378.41	3.18%
MGS-S Customer 4993	\$ 4,466.73	\$ 4,554.28	1.96%	\$ 1,439.06	\$ 1,568.20	8.97%
MGS-S Customer 4994	\$ 12,057.68	\$ 12,164.79	0.89%	\$ 2,325.85	\$ 2,467.69	6.10%
MGS-S Customer 4995	\$ 53,306.80	\$ 53,498.74	0.36%	\$ 6,162.96	\$ 6,359.16	3.18%
MGS-S Customer 4996	\$ 9,048.38	\$ 9,139.74	1.01%	\$ 1,612.11	\$ 1,743.77	8.17%
MGS-S Customer 4997	\$ 35,651.65	\$ 35,798.68	0.41%	\$ 4,135.81	\$ 4,303.62	4.06%

Internal Use

Customer	Bundled 8/23 Prices	Bundled 1/24 Prices	Bundled % Difference	Distribution 1/24 Prices	Distribution 8/24 Prices	Distribution % Difference
MGS-S Customer 4998	\$ 7,065.68	\$ 7,184.85	1.69%	\$ 2,872.44	\$ 3,022.14	5.21%
MGS-S Customer 4999	\$ 15,330.83	\$ 15,435.08	0.68%	\$ 2,194.87	\$ 2,334.76	6.37%
MGS-S Customer 5000	\$ 48,174.11	\$ 48,299.16	0.26%	\$ 3,726.37	\$ 3,863.05	3.67%
MGS-S Customer 5001	\$ 9,053.56	\$ 9,127.58	0.82%	\$ 1,413.11	\$ 1,516.71	7.33%
MGS-S Customer 5002	\$ 25,418.37	\$ 25,535.50	0.46%	\$ 2,780.03	\$ 2,928.39	5.34%
MGS-S Customer 5003	\$ 31,455.32	\$ 31,569.12	0.36%	\$ 2,627.09	\$ 2,773.14	5.56%
MGS-S Customer 5004	\$ 10,028.52	\$ 10,124.36	0.96%	\$ 2,402.91	\$ 2,520.71	4.90%
MGS-S Customer 5005	\$ 20,609.23	\$ 20,715.00	0.51%	\$ 2,264.65	\$ 2,405.58	6.22%
MGS-S Customer 5006	\$ 16,471.93	\$ 16,553.56	0.50%	\$ 1,758.45	\$ 1,867.01	6.17%
MGS-S Customer 5007	\$ 92,980.71	\$ 93,272.99	0.31%	\$ 10,714.94	\$ 10,976.55	2.44%
MGS-S Customer 5008	\$ 65,133.27	\$ 65,346.60	0.33%	\$ 7,144.40	\$ 7,355.50	2.95%
MGS-S Customer 5009	\$ 48,900.49	\$ 49,060.47	0.33%	\$ 4,715.74	\$ 4,891.37	3.72%
MGS-S Customer 5010	\$ 126,984.46	\$ 127,416.58	0.34%	\$ 16,799.70	\$ 17,234.63	2.59%
MGS-S Customer 5011	\$ 12,193.83	\$ 12,283.21	0.73%	\$ 1,521.03	\$ 1,651.30	8.56%
MGS-S Customer 5012	\$ 70,793.69	\$ 70,955.22	0.23%	\$ 4,791.09	\$ 4,968.14	3.70%
MGS-S Customer 5013	\$ 18,018.87	\$ 18,119.57	0.56%	\$ 2,033.89	\$ 2,171.47	6.76%
MGS-S Customer 5014	\$ 33,239.58	\$ 33,392.61	0.46%	\$ 4,402.96	\$ 4,574.22	3.89%
MGS-S Customer 5015	\$ 12,889.50	\$ 12,976.64	0.68%	\$ 2,008.16	\$ 2,120.28	5.58%
MGS-S Customer 5016	\$ 14,708.30	\$ 14,791.44	0.57%	\$ 1,826.16	\$ 1,935.65	6.00%
MGS-S Customer 5017	\$ 14,820.23	\$ 14,919.45	0.67%	\$ 1,967.45	\$ 2,104.13	6.95%
MGS-S Customer 5018	\$ 19,764.46	\$ 19,855.98	0.46%	\$ 2,202.49	\$ 2,317.11	5.20%
MGS-S Customer 5019	\$ 15,686.95	\$ 15,786.88	0.64%	\$ 1,998.75	\$ 2,135.82	6.86%
MGS-S Customer 5020	\$ 4,282.30	\$ 4,375.22	2.17%	\$ 1,685.25	\$ 1,818.14	7.89%
MGS-S Customer 5021	\$ 17,016.21	\$ 17,121.79	0.62%	\$ 2,256.42	\$ 2,397.30	6.24%
MGS-S Customer 5022	\$ 2,720.30	\$ 2,794.98	2.75%	\$ 855.14	\$ 975.90	14.12%
MGS-S Customer 5023	\$ 7,952.66	\$ 8,051.50	1.24%	\$ 1,952.90	\$ 2,089.54	7.00%
MGS-S Customer 5024	\$ 82,430.55	\$ 82,692.35	0.32%	\$ 9,330.66	\$ 9,572.28	2.59%
MGS-S Customer 5025	\$ 14,531.54	\$ 14,625.35	0.65%	\$ 1,721.97	\$ 1,855.12	7.73%
MGS-S Customer 5026	\$ 12,925.91	\$ 13,015.66	0.69%	\$ 2,125.05	\$ 2,238.72	5.35%
MGS-S Customer 5027	\$ 11,225.27	\$ 11,316.25	0.81%	\$ 2,181.75	\$ 2,296.31	5.25%
MGS-S Customer 5028	\$ 28,544.99	\$ 28,661.45	0.41%	\$ 2,749.97	\$ 2,897.90	5.38%
MGS-S Customer 5029	\$ 8,633.74	\$ 8,758.74	1.45%	\$ 3,135.29	\$ 3,288.61	4.89%
MGS-S Customer 5030	\$ 12,394.89	\$ 12,499.62	0.84%	\$ 2,216.87	\$ 2,357.09	6.33%
MGS-S Customer 5031	\$ 34,294.54	\$ 34,455.23	0.47%	\$ 4,761.92	\$ 4,939.13	3.72%
MGS-S Customer 5032	\$ 22,855.21	\$ 22,972.91	0.51%	\$ 2,805.42	\$ 2,954.10	5.30%
MGS-S Customer 5033	\$ 18,173.96	\$ 18,263.09	0.49%	\$ 2,097.77	\$ 2,211.14	5.40%
MGS-S Customer 5034	\$ 4,997.79	\$ 5,061.68	1.28%	\$ 954.12	\$ 1,051.13	10.17%
MGS-S Customer 5035	\$ 2,158.79	\$ 2,232.13	3.40%	\$ 794.08	\$ 913.95	15.10%
MGS-S Customer 5036	\$ 10,462.63	\$ 10,556.64	0.90%	\$ 1,732.24	\$ 1,865.60	7.70%
MGS-S Customer 5037	\$ 65,881.49	\$ 66,182.95	0.46%	\$ 11,136.84	\$ 11,404.92	2.41%

Internal Use

Customer	Bundled 8/23 Prices	Bundled 1/24 Prices	Bundled % Difference	Distribution 1/24 Prices	Distribution 8/24 Prices	Distribution % Difference
MGS-S Customer 5038	\$ 36,595.73	\$ 36,739.70	0.39%	\$ 3,996.23	\$ 4,161.98	4.15%
MGS-S Customer 5039	\$ 9,732.29	\$ 9,830.55	1.01%	\$ 1,923.34	\$ 2,059.36	7.07%
MGS-S Customer 5040	\$ 23,763.57	\$ 23,963.95	0.84%	\$ 6,553.07	\$ 6,755.39	3.09%
MGS-S Customer 5041	\$ 12,549.53	\$ 12,642.99	0.74%	\$ 1,706.83	\$ 1,839.81	7.79%
MGS-S Customer 5042	\$ 10,200.46	\$ 10,293.67	0.91%	\$ 1,695.49	\$ 1,828.31	7.83%
MGS-S Customer 5043	\$ 190,032.30	\$ 190,408.48	0.20%	\$ 14,514.85	\$ 14,830.63	2.18%
MGS-S Customer 5044	\$ 7,713.43	\$ 7,802.17	1.15%	\$ 1,493.43	\$ 1,623.40	8.70%
MGS-S Customer 5045	\$ 86,983.50	\$ 87,200.02	0.25%	\$ 7,222.56	\$ 7,453.89	3.20%
MGS-S Customer 5046	\$ 54,106.15	\$ 54,298.00	0.35%	\$ 6,164.60	\$ 6,361.23	3.19%
MGS-S Customer 5047	\$ 9,747.78	\$ 9,821.35	0.75%	\$ 1,392.23	\$ 1,495.47	7.42%
MGS-S Customer 5048	\$ 7,798.25	\$ 7,891.42	1.19%	\$ 1,694.49	\$ 1,827.37	7.84%
MGS-S Customer 5049	\$ 10,999.42	\$ 11,090.10	0.82%	\$ 2,166.98	\$ 2,281.28	5.27%
MGS-S Customer 5050	\$ 11,302.29	\$ 11,394.75	0.82%	\$ 1,661.14	\$ 1,793.43	7.96%
MGS-S Customer 5051	\$ 10,046.95	\$ 10,127.52	0.80%	\$ 1,708.48	\$ 1,816.19	6.30%
MGS-S Customer 5052	\$ 10,191.54	\$ 10,270.20	0.77%	\$ 1,623.81	\$ 1,730.40	6.56%
MGS-S Customer 5053	\$ 11,823.84	\$ 11,924.39	0.85%	\$ 2,028.26	\$ 2,165.83	6.78%
MGS-S Customer 5054	\$ 30,149.31	\$ 30,297.84	0.49%	\$ 4,199.12	\$ 4,367.50	4.01%
MGS-S Customer 5055	\$ 18,180.79	\$ 18,312.39	0.72%	\$ 3,430.54	\$ 3,587.83	4.58%
MGS-S Customer 5056	\$ 9,430.50	\$ 9,524.37	1.00%	\$ 1,724.39	\$ 1,857.55	7.72%
MGS-S Customer 5057	\$ 6,830.77	\$ 6,911.08	1.18%	\$ 1,697.95	\$ 1,805.57	6.34%
MGS-S Customer 5058	\$ 11,961.68	\$ 12,054.79	0.78%	\$ 1,689.87	\$ 1,822.55	7.85%
MGS-S Customer 5059	\$ 16,170.50	\$ 16,279.38	0.67%	\$ 2,405.59	\$ 2,548.55	5.94%
MGS-S Customer 5060	\$ 13,997.04	\$ 14,100.96	0.74%	\$ 2,180.65	\$ 2,320.38	6.41%
MGS-S Customer 5061	\$ 9,413.61	\$ 9,510.42	1.03%	\$ 1,857.40	\$ 1,992.46	7.27%
MGS-S Customer 5062	\$ 53,492.42	\$ 53,708.18	0.40%	\$ 7,248.19	\$ 7,460.32	2.93%
MGS-S Customer 5063	\$ 5,889.13	\$ 5,977.46	1.50%	\$ 1,473.73	\$ 1,603.35	8.80%
MGS-S Customer 5064	\$ 3,942.50	\$ 4,019.74	1.96%	\$ 970.61	\$ 1,092.97	12.61%
MGS-S Customer 5065	\$ 8,961.97	\$ 9,047.44	0.95%	\$ 1,931.55	\$ 2,042.49	5.74%
MGS-S Customer 5066	\$ 24,857.15	\$ 24,970.93	0.46%	\$ 3,216.82	\$ 3,346.30	4.03%
MGS-S Customer 5067	\$ 10,133.21	\$ 10,230.03	0.96%	\$ 1,859.04	\$ 1,994.21	7.27%
MGS-S Customer 5068	\$ 27,468.71	\$ 27,630.88	0.59%	\$ 4,818.71	\$ 4,996.04	3.68%
MGS-S Customer 5069	\$ 15,168.31	\$ 15,272.56	0.69%	\$ 2,196.04	\$ 2,336.04	6.38%
MGS-S Customer 5070	\$ 116,164.66	\$ 116,458.38	0.25%	\$ 10,810.84	\$ 11,075.97	2.45%
MGS-S Customer 5071	\$ 26,848.91	\$ 26,963.55	0.43%	\$ 2,667.04	\$ 2,813.78	5.50%
MGS-S Customer 5072	\$ 13,112.81	\$ 13,215.28	0.78%	\$ 2,698.27	\$ 2,819.91	4.51%
MGS-S Customer 5073	\$ 6,800.73	\$ 6,873.26	1.07%	\$ 1,347.12	\$ 1,449.86	7.63%
MGS-S Customer 5074	\$ 13,906.19	\$ 14,001.52	0.69%	\$ 2,378.86	\$ 2,496.27	4.94%
MGS-S Customer 5075	\$ 26,428.55	\$ 26,525.99	0.37%	\$ 2,477.01	\$ 2,595.98	4.80%
MGS-S Customer 5076	\$ 12,481.24	\$ 12,567.79	0.69%	\$ 1,981.28	\$ 2,093.00	5.64%
MGS-S Customer 5077	\$ 22,772.47	\$ 22,888.56	0.51%	\$ 2,734.60	\$ 2,882.41	5.41%

Internal Use

Customer	Bundled 8/23 Prices	Bundled 1/24 Prices	Bundled % Difference	Distribution 1/24 Prices	Distribution 8/24 Prices	Distribution % Difference
MGS-S Customer 5078	\$ 2,589.63	\$ 2,666.88	2.98%	\$ 971.90	\$ 1,094.36	12.60%
MGS-S Customer 5079	\$ 14,494.63	\$ 14,600.72	0.73%	\$ 2,279.35	\$ 2,420.55	6.19%
MGS-S Customer 5080	\$ 54,062.56	\$ 54,247.55	0.34%	\$ 5,843.01	\$ 6,034.28	3.27%
MGS-S Customer 5081	\$ 26,897.98	\$ 27,029.56	0.49%	\$ 3,435.70	\$ 3,593.48	4.59%
MGS-S Customer 5082	\$ 19,912.48	\$ 20,016.32	0.52%	\$ 2,761.53	\$ 2,884.18	4.44%
MGS-S Customer 5083	\$ 14,030.90	\$ 14,138.90	0.77%	\$ 2,956.67	\$ 3,082.57	4.26%
MGS-S Customer 5084	\$ 14,976.77	\$ 15,078.31	0.68%	\$ 2,072.38	\$ 2,210.56	6.67%
MGS-S Customer 5085	\$ 12,866.95	\$ 12,962.69	0.74%	\$ 1,809.21	\$ 1,943.59	7.43%
MGS-S Customer 5086	\$ 7,004.64	\$ 7,089.23	1.21%	\$ 1,891.04	\$ 2,001.36	5.83%
MGS-S Customer 5087	\$ 17,855.25	\$ 17,953.93	0.55%	\$ 2,530.01	\$ 2,649.53	4.72%
MGS-S Customer 5088	\$ 24,202.54	\$ 24,326.78	0.51%	\$ 3,102.24	\$ 3,255.20	4.93%
MGS-S Customer 5089	\$ 51,264.42	\$ 51,470.05	0.40%	\$ 6,784.04	\$ 6,989.18	3.02%
MGS-S Customer 5090	\$ 55,098.62	\$ 55,289.09	0.35%	\$ 6,098.83	\$ 6,294.27	3.20%
MGS-S Customer 5091	\$ 54,414.03	\$ 54,615.56	0.37%	\$ 6,605.45	\$ 6,808.54	3.07%
MGS-S Customer 5092	\$ 72,780.36	\$ 73,023.40	0.33%	\$ 8,479.92	\$ 8,709.35	2.71%
MGS-S Customer 5093	\$ 23,437.20	\$ 23,553.86	0.50%	\$ 2,757.60	\$ 2,905.55	5.37%
MGS-S Customer 5094	\$ 21,048.24	\$ 21,159.83	0.53%	\$ 2,528.90	\$ 2,673.67	5.72%
MGS-S Customer 5095	\$ 106,262.18	\$ 106,576.97	0.30%	\$ 11,387.34	\$ 11,769.50	3.36%
MGS-S Customer 5096	\$ 28,445.12	\$ 28,564.27	0.42%	\$ 2,871.28	\$ 3,020.92	5.21%
MGS-S Customer 5097	\$ 11,680.75	\$ 11,765.03	0.72%	\$ 1,879.03	\$ 1,989.32	5.87%
MGS-S Customer 5098	\$ 17,441.30	\$ 17,544.89	0.59%	\$ 2,753.14	\$ 2,875.87	4.46%
MGS-S Customer 5099	\$ 17,292.96	\$ 17,418.53	0.73%	\$ 3,161.44	\$ 3,315.16	4.86%
MGS-S Customer 5100	\$ 33,018.47	\$ 33,134.71	0.35%	\$ 3,326.71	\$ 3,457.65	3.94%
MGS-S Customer 5101	\$ 7,048.30	\$ 7,130.85	1.17%	\$ 1,799.57	\$ 1,908.67	6.06%
MGS-S Customer 5102	\$ 9,533.08	\$ 9,612.79	0.84%	\$ 1,671.05	\$ 1,778.34	6.42%
MGS-S Customer 5103	\$ 12,756.53	\$ 12,839.01	0.65%	\$ 1,797.14	\$ 1,906.24	6.07%
MGS-S Customer 5104	\$ 20,038.82	\$ 20,169.65	0.65%	\$ 3,337.86	\$ 3,514.90	5.30%
MGS-S Customer 5105	\$ 17,630.26	\$ 17,718.84	0.50%	\$ 2,073.74	\$ 2,186.82	5.45%
MGS-S Customer 5106	\$ 36,081.76	\$ 36,205.33	0.34%	\$ 3,658.98	\$ 3,794.67	3.71%
MGS-S Customer 5107	\$ 54,078.79	\$ 54,250.55	0.32%	\$ 5,253.76	\$ 5,437.34	3.49%
MGS-S Customer 5108	\$ 274,541.94	\$ 275,045.78	0.18%	\$ 20,311.36	\$ 20,710.80	1.97%
MGS-S Customer 5109	\$ 12,512.50	\$ 12,605.42	0.74%	\$ 1,681.40	\$ 1,813.94	7.88%
MGS-S Customer 5110	\$ 12,976.63	\$ 13,080.93	0.80%	\$ 2,199.22	\$ 2,339.31	6.37%
MGS-S Customer 5111	\$ 7,417.86	\$ 7,489.19	0.96%	\$ 1,288.98	\$ 1,390.63	7.89%
MGS-S Customer 5112	\$ 10,021.29	\$ 10,095.63	0.74%	\$ 1,429.02	\$ 1,532.89	7.27%
MGS-S Customer 5113	\$ 17,734.14	\$ 17,815.38	0.46%	\$ 1,740.32	\$ 1,848.57	6.22%
MGS-S Customer 5114	\$ 38,644.68	\$ 38,761.68	0.30%	\$ 3,360.11	\$ 3,491.47	3.91%
MGS-S Customer 5115	\$ 12,419.17	\$ 12,498.29	0.64%	\$ 1,643.35	\$ 1,750.17	6.50%
MGS-S Customer 5116	\$ 69,410.55	\$ 69,642.43	0.33%	\$ 7,982.30	\$ 8,205.20	2.79%
MGS-S Customer 5117	\$ 7,443.79	\$ 7,515.07	0.96%	\$ 701.04	\$ 819.60	16.91%

Internal Use

Customer	Bundled 8/23 Prices	Bundled 1/24 Prices	Bundled % Difference	Distribution 1/24 Prices	Distribution 8/24 Prices	Distribution % Difference
MGS-S Customer 5118	\$ 26,560.69	\$ 26,676.31	0.44%	\$ 2,710.07	\$ 2,857.31	5.43%
MGS-S Customer 5119	\$ 7,259.46	\$ 7,349.09	1.23%	\$ 1,532.21	\$ 1,662.61	8.51%
MGS-S Customer 5120	\$ 25,222.32	\$ 25,348.75	0.50%	\$ 3,200.87	\$ 3,355.21	4.82%
MGS-S Customer 5121	\$ 103,267.74	\$ 103,485.05	0.21%	\$ 7,908.26	\$ 8,104.80	2.49%
MGS-S Customer 5122	\$ 86,537.20	\$ 86,764.12	0.26%	\$ 7,751.78	\$ 7,973.68	2.86%
MGS-S Customer 5123	\$ 39,054.36	\$ 39,238.13	0.47%	\$ 5,799.30	\$ 5,990.76	3.30%
MGS-S Customer 5124	\$ 52,509.51	\$ 52,691.46	0.35%	\$ 5,644.60	\$ 5,854.90	3.73%
MGS-S Customer 5125	\$ 38,656.32	\$ 38,800.27	0.37%	\$ 4,578.81	\$ 4,727.40	3.25%
MGS-S Customer 5126	\$ 12,499.67	\$ 12,580.44	0.65%	\$ 1,719.69	\$ 1,827.68	6.28%
MGS-S Customer 5127	\$ 101,041.21	\$ 101,263.30	0.22%	\$ 7,469.68	\$ 7,705.99	3.16%
MGS-S Customer 5128	\$ 46,630.74	\$ 46,798.41	0.36%	\$ 5,077.95	\$ 5,259.71	3.58%
MGS-S Customer 5129	\$ 12,602.85	\$ 12,707.27	0.83%	\$ 2,206.66	\$ 2,347.01	6.36%
MGS-S Customer 5130	\$ 10,057.17	\$ 10,155.66	0.98%	\$ 1,934.12	\$ 2,070.30	7.04%
MGS-S Customer 5131	\$ 28,998.24	\$ 29,130.97	0.46%	\$ 3,486.30	\$ 3,644.70	4.54%
MGS-S Customer 5132	\$ 15,479.19	\$ 15,573.32	0.61%	\$ 2,332.78	\$ 2,450.08	5.03%
MGS-S Customer 5133	\$ 228,410.02	\$ 228,875.93	0.20%	\$ 18,581.92	\$ 18,959.26	2.03%
MGS-S Customer 5134	\$ 28,940.79	\$ 29,063.81	0.43%	\$ 3,635.85	\$ 3,771.36	3.73%
MGS-S Customer 5135	\$ 41,409.66	\$ 41,547.71	0.33%	\$ 3,728.63	\$ 3,890.58	4.34%
MGS-S Customer 5136	\$ 11,523.16	\$ 11,620.59	0.85%	\$ 1,886.34	\$ 2,021.84	7.18%
MGS-S Customer 5137	\$ 17,637.81	\$ 17,735.10	0.55%	\$ 1,879.49	\$ 2,014.90	7.20%
MGS-S Customer 5138	\$ 24,418.18	\$ 24,545.81	0.52%	\$ 3,257.30	\$ 3,412.57	4.77%
MGS-S Customer 5139	\$ 13,444.58	\$ 13,543.98	0.74%	\$ 1,974.66	\$ 2,111.39	6.92%
MGS-S Customer 5140	\$ 15,900.00	\$ 15,994.41	0.59%	\$ 1,749.59	\$ 1,883.16	7.63%
MGS-S Customer 5141	\$ 33,648.15	\$ 33,787.70	0.41%	\$ 3,795.93	\$ 3,958.79	4.29%
MGS-S Customer 5142	\$ 11,677.47	\$ 11,779.76	0.88%	\$ 2,108.16	\$ 2,246.94	6.58%
MGS-S Customer 5143	\$ 77,414.88	\$ 77,681.33	0.34%	\$ 9,541.62	\$ 9,786.28	2.56%
MGS-S Customer 5144	\$ 16,916.47	\$ 17,029.12	0.67%	\$ 3,158.40	\$ 3,286.54	4.06%
MGS-S Customer 5145	\$ 34,864.61	\$ 35,003.53	0.40%	\$ 4,350.40	\$ 4,495.70	3.34%
MGS-S Customer 5146	\$ 27,169.90	\$ 27,294.65	0.46%	\$ 3,125.12	\$ 3,278.41	4.91%
MGS-S Customer 5147	\$ 59,051.29	\$ 59,365.86	0.53%	\$ 11,231.02	\$ 11,658.74	3.81%
MGS-S Customer 5148	\$ 12,816.82	\$ 12,924.12	0.84%	\$ 2,335.57	\$ 2,477.65	6.08%
MGS-S Customer 5149	\$ 19,250.96	\$ 19,404.95	0.80%	\$ 4,353.75	\$ 4,555.46	4.63%
MGS-S Customer 5150	\$ 13,074.88	\$ 13,174.77	0.76%	\$ 1,996.68	\$ 2,133.70	6.86%
MGS-S Customer 5151	\$ 20,676.44	\$ 20,782.52	0.51%	\$ 2,277.79	\$ 2,418.88	6.19%
MGS-S Customer 5152	\$ 21,664.88	\$ 21,773.02	0.50%	\$ 2,371.53	\$ 2,513.96	6.01%
MGS-S Customer 5153	\$ 14,947.29	\$ 15,029.39	0.55%	\$ 1,779.20	\$ 1,888.01	6.12%
MGS-S Customer 5154	\$ 21,373.33	\$ 21,465.37	0.43%	\$ 2,230.96	\$ 2,346.30	5.17%
MGS-S Customer 5155	\$ 9,371.70	\$ 9,463.28	0.98%	\$ 1,620.15	\$ 1,751.81	8.13%
MGS-S Customer 5156	\$ 24,014.49	\$ 24,132.64	0.49%	\$ 2,824.21	\$ 2,973.06	5.27%
MGS-S Customer 5157	\$ 14,937.92	\$ 15,038.72	0.67%	\$ 2,039.67	\$ 2,177.42	6.75%

Internal Use

Customer	Bundled 8/23 Prices	Bundled 1/24 Prices	Bundled % Difference	Distribution 1/24 Prices	Distribution 8/24 Prices	Distribution % Difference
MGS-S Customer 5158	\$ 14,805.54	\$ 14,900.90	0.64%	\$ 1,792.01	\$ 1,926.14	7.48%
MGS-S Customer 5159	\$ 28,195.55	\$ 28,315.76	0.43%	\$ 2,918.39	\$ 3,068.66	5.15%
MGS-S Customer 5160	\$ 27,102.74	\$ 27,237.12	0.50%	\$ 3,562.90	\$ 3,722.53	4.48%
MGS-S Customer 5161	\$ 26,192.14	\$ 26,310.84	0.45%	\$ 2,850.04	\$ 2,999.32	5.24%
MGS-S Customer 5162	\$ 7,686.02	\$ 7,754.91	0.90%	\$ 1,180.80	\$ 1,281.06	8.49%
MGS-S Customer 5163	\$ 5,577.91	\$ 5,674.37	1.73%	\$ 1,842.14	\$ 1,977.03	7.32%
MGS-S Customer 5164	\$ 9,938.02	\$ 10,029.22	0.92%	\$ 1,603.16	\$ 1,734.60	8.20%
MGS-S Customer 5165	\$ 9,710.98	\$ 9,785.97	0.77%	\$ 1,457.23	\$ 1,561.44	7.15%
MGS-S Customer 5166	\$ 13,514.37	\$ 13,635.61	0.90%	\$ 2,964.57	\$ 3,115.46	5.09%
MGS-S Customer 5167	\$ 13,663.50	\$ 13,761.41	0.72%	\$ 1,907.41	\$ 2,043.21	7.12%
MGS-S Customer 5168	\$ 97,551.06	\$ 97,793.63	0.25%	\$ 8,468.74	\$ 8,698.71	2.72%
MGS-S Customer 5169	\$ 12,223.83	\$ 12,318.56	0.77%	\$ 1,763.38	\$ 1,897.09	7.58%
MGS-S Customer 5170	\$ 120,703.14	\$ 120,982.05	0.23%	\$ 10,076.39	\$ 10,340.56	2.62%
MGS-S Customer 5171	\$ 8,081.44	\$ 8,153.24	0.89%	\$ 1,312.93	\$ 1,415.10	7.78%
MGS-S Customer 5172	\$ 25,751.30	\$ 25,863.97	0.44%	\$ 2,576.74	\$ 2,722.11	5.64%
MGS-S Customer 5173	\$ 68,415.07	\$ 68,698.16	0.41%	\$ 10,103.98	\$ 10,417.85	3.11%
MGS-S Customer 5174	\$ 24,969.72	\$ 25,085.09	0.46%	\$ 2,699.88	\$ 2,847.05	5.45%
MGS-S Customer 5175	\$ 9,237.88	\$ 9,333.60	1.04%	\$ 1,809.54	\$ 1,944.01	7.43%
MGS-S Customer 5176	\$ 25,341.87	\$ 25,498.95	0.62%	\$ 4,504.91	\$ 4,704.65	4.43%
MGS-S Customer 5177	\$ 28,635.91	\$ 28,762.85	0.44%	\$ 3,224.29	\$ 3,378.99	4.80%
MGS-S Customer 5178	\$ 15,623.06	\$ 15,729.02	0.68%	\$ 2,273.09	\$ 2,414.14	6.21%
MGS-S Customer 5179	\$ 114,279.10	\$ 114,560.03	0.25%	\$ 10,199.42	\$ 10,456.56	2.52%
MGS-S Customer 5180	\$ 13,428.39	\$ 13,550.71	0.91%	\$ 3,013.65	\$ 3,165.22	5.03%
MGS-S Customer 5181	\$ 12,090.53	\$ 12,164.51	0.61%	\$ 1,411.04	\$ 1,514.56	7.34%
MGS-S Customer 5182	\$ 154,825.67	\$ 155,498.07	0.43%	\$ 26,310.64	\$ 27,315.51	3.82%
MGS-S Customer 5183	\$ 9,793.28	\$ 9,885.75	0.94%	\$ 1,661.10	\$ 1,793.40	7.96%
MGS-S Customer 5184	\$ 44,923.19	\$ 45,084.91	0.36%	\$ 4,800.66	\$ 4,977.91	3.69%
MGS-S Customer 5185	\$ 62,738.25	\$ 62,927.63	0.30%	\$ 6,060.17	\$ 6,255.84	3.23%
MGS-S Customer 5186	\$ 14,556.47	\$ 14,657.68	0.70%	\$ 2,645.07	\$ 2,766.26	4.58%
MGS-S Customer 5187	\$ 13,875.97	\$ 13,958.51	0.59%	\$ 1,800.38	\$ 1,909.57	6.06%
MGS-S Customer 5188	\$ 4,433.91	\$ 4,496.46	1.41%	\$ 893.52	\$ 989.69	10.76%
MGS-S Customer 5189	\$ 9,237.98	\$ 9,317.43	0.86%	\$ 1,658.88	\$ 1,765.95	6.45%
MGS-S Customer 5190	\$ 11,604.40	\$ 11,698.19	0.81%	\$ 1,721.72	\$ 1,854.90	7.74%
MGS-S Customer 5191	\$ 13,622.67	\$ 13,727.56	0.77%	\$ 2,224.42	\$ 2,364.77	6.31%
MGS-S Customer 5192	\$ 19,514.04	\$ 19,646.17	0.68%	\$ 3,459.56	\$ 3,617.63	4.57%
MGS-S Customer 5193	\$ 9,442.68	\$ 9,531.65	0.94%	\$ 1,502.31	\$ 1,632.31	8.65%
MGS-S Customer 5194	\$ 73,067.91	\$ 73,264.05	0.27%	\$ 6,362.94	\$ 6,562.69	3.14%
MGS-S Customer 5195	\$ 36,871.65	\$ 37,009.73	0.37%	\$ 3,731.15	\$ 3,893.23	4.34%
MGS-S Customer 5196	\$ 12,789.25	\$ 12,891.11	0.80%	\$ 2,087.38	\$ 2,225.78	6.63%
MGS-S Customer 5197	\$ 38,919.76	\$ 39,053.68	0.34%	\$ 3,540.78	\$ 3,699.99	4.50%

Internal Use

Customer	Bundled 8/23 Prices	Bundled 1/24 Prices	Bundled % Difference	Distribution 1/24 Prices	Distribution 8/24 Prices	Distribution % Difference
MGS-S Customer 5198	\$ 170,942.26	\$ 171,312.29	0.22%	\$ 14,239.43	\$ 14,551.52	2.19%
MGS-S Customer 5199	\$ 78,709.67	\$ 78,967.43	0.33%	\$ 9,136.37	\$ 9,374.45	2.61%
MGS-S Customer 5200	\$ 13,442.74	\$ 13,534.83	0.69%	\$ 2,232.04	\$ 2,347.31	5.16%
MGS-S Customer 5201	\$ 30,071.22	\$ 30,200.50	0.43%	\$ 3,330.03	\$ 3,486.19	4.69%
MGS-S Customer 5202	\$ 201,250.73	\$ 201,680.56	0.21%	\$ 16,946.64	\$ 17,297.23	2.07%
MGS-S Customer 5203	\$ 16,318.16	\$ 16,422.51	0.64%	\$ 2,199.89	\$ 2,339.89	6.36%
MGS-S Customer 5204	\$ 12,811.80	\$ 12,886.12	0.58%	\$ 1,426.60	\$ 1,530.35	7.27%
MGS-S Customer 5205	\$ 36,041.53	\$ 36,188.72	0.41%	\$ 4,142.43	\$ 4,310.30	4.05%
MGS-S Customer 5206	\$ 37,935.48	\$ 38,064.34	0.34%	\$ 3,310.11	\$ 3,465.93	4.71%
MGS-S Customer 5207	\$ 21,720.22	\$ 21,854.07	0.62%	\$ 3,536.63	\$ 3,695.75	4.50%
MGS-S Customer 5208	\$ 31,103.91	\$ 31,213.88	0.35%	\$ 3,042.23	\$ 3,169.07	4.17%
MGS-S Customer 5209	\$ 54,986.97	\$ 55,163.45	0.32%	\$ 5,471.91	\$ 5,658.89	3.42%
MGS-S Customer 5210	\$ 19,583.47	\$ 19,713.11	0.66%	\$ 3,345.56	\$ 3,501.90	4.67%
MGS-S Customer 5211	\$ 13,299.96	\$ 13,403.40	0.78%	\$ 2,159.90	\$ 2,299.42	6.46%
MGS-S Customer 5212	\$ 26,905.80	\$ 27,029.97	0.46%	\$ 3,097.24	\$ 3,249.99	4.93%
MGS-S Customer 5213	\$ 10,013.02	\$ 10,093.17	0.80%	\$ 1,694.89	\$ 1,802.75	6.36%
MGS-S Customer 5214	\$ 18,020.39	\$ 18,129.31	0.60%	\$ 2,409.18	\$ 2,552.32	5.94%
MGS-S Customer 5215	\$ 12,465.09	\$ 12,562.60	0.78%	\$ 1,890.29	\$ 2,025.89	7.17%
MGS-S Customer 5216	\$ 188,391.20	\$ 188,773.79	0.20%	\$ 14,796.47	\$ 15,115.65	2.16%
MGS-S Customer 5217	\$ 3,178.99	\$ 3,255.94	2.42%	\$ 957.29	\$ 1,079.46	12.76%
MGS-S Customer 5218	\$ 126,612.81	\$ 126,940.52	0.26%	\$ 12,320.74	\$ 12,605.31	2.31%
MGS-S Customer 5219	\$ 10,882.90	\$ 10,980.67	0.90%	\$ 1,901.21	\$ 2,036.92	7.14%
MGS-S Customer 5220	\$ 56,979.13	\$ 57,159.86	0.32%	\$ 5,665.32	\$ 5,855.12	3.35%
MGS-S Customer 5221	\$ 7,556.40	\$ 7,644.45	1.17%	\$ 1,461.36	\$ 1,590.81	8.86%
MGS-S Customer 5222	\$ 11,912.64	\$ 11,988.25	0.63%	\$ 1,485.37	\$ 1,589.99	7.04%
MGS-S Customer 5223	\$ 1,051.78	\$ 1,124.80	6.94%	\$ 779.76	\$ 899.43	15.35%
MGS-S Customer 5224	\$ 42,008.62	\$ 42,210.50	0.48%	\$ 6,618.85	\$ 6,821.95	3.07%
MGS-S Customer 5225	\$ 20,655.62	\$ 20,769.94	0.55%	\$ 2,647.84	\$ 2,793.97	5.52%
MGS-S Customer 5226	\$ 19,719.45	\$ 19,812.07	0.47%	\$ 2,256.04	\$ 2,371.66	5.12%
MGS-S Customer 5227	\$ 12,363.95	\$ 12,461.20	0.79%	\$ 1,877.57	\$ 2,012.93	7.21%
MGS-S Customer 5228	\$ 46,691.22	\$ 46,875.50	0.39%	\$ 5,575.45	\$ 5,842.24	4.79%
MGS-S Customer 5229	\$ 227,394.67	\$ 227,817.87	0.19%	\$ 16,655.99	\$ 17,003.09	2.08%
MGS-S Customer 5230	\$ 7,226.23	\$ 7,309.40	1.15%	\$ 1,239.96	\$ 1,366.24	10.18%
MGS-S Customer 5231	\$ 19,008.78	\$ 19,107.28	0.52%	\$ 2,520.27	\$ 2,639.51	4.73%
MGS-S Customer 5232	\$ 45,128.97	\$ 45,308.05	0.40%	\$ 5,572.87	\$ 5,761.96	3.39%
MGS-S Customer 5233	\$ 14,430.92	\$ 14,488.79	0.40%	\$ 680.95	\$ 774.04	13.67%
MGS-S Customer 5234	\$ 31,776.29	\$ 31,918.80	0.45%	\$ 3,925.30	\$ 4,089.69	4.19%
MGS-S Customer 5235	\$ 16,083.09	\$ 16,180.82	0.61%	\$ 2,486.29	\$ 2,605.09	4.78%
MGS-S Customer 5236	\$ 14,935.86	\$ 15,039.74	0.70%	\$ 2,178.86	\$ 2,318.59	6.41%
MGS-S Customer 5237	\$ 60,086.06	\$ 60,353.52	0.45%	\$ 9,590.36	\$ 9,835.90	2.56%

Customer	Bundled 8/23 Prices	Bundled 1/24 Prices	Bundled % Difference	Distribution 1/24 Prices	Distribution 8/24 Prices	Distribution % Difference
MGS-S Customer 5238	\$ 33,193.65	\$ 33,329.51	0.41%	\$ 3,627.67	\$ 3,788.09	4.42%
MGS-S Customer 5239	\$ 13,402.84	\$ 13,492.12	0.67%	\$ 2,103.51	\$ 2,216.88	5.39%
MGS-S Customer 5240	\$ 18,744.24	\$ 18,841.64	0.52%	\$ 2,474.01	\$ 2,592.87	4.80%
MGS-S Customer 5241	\$ 12,608.02	\$ 12,710.16	0.81%	\$ 2,099.74	\$ 2,238.33	6.60%
MGS-S Customer 5242	\$ 28,049.76	\$ 28,178.61	0.46%	\$ 3,894.71	\$ 4,033.53	3.56%
MGS-S Customer 5243	\$ 9,782.64	\$ 9,861.34	0.80%	\$ 1,623.56	\$ 1,730.04	6.56%
MGS-S Customer 5244	\$ 23,303.31	\$ 23,398.99	0.41%	\$ 2,394.80	\$ 2,512.39	4.91%
MGS-S Customer 5245	\$ 120,134.15	\$ 120,423.16	0.24%	\$ 10,571.74	\$ 10,831.67	2.46%
MGS-S Customer 5246	\$ 8,290.47	\$ 8,360.80	0.85%	\$ 1,245.88	\$ 1,347.04	8.12%
MGS-S Customer 5247	\$ 25,649.85	\$ 25,786.41	0.53%	\$ 3,660.59	\$ 3,821.56	4.40%
MGS-S Customer 5248	\$ 10,063.80	\$ 10,153.27	0.89%	\$ 2,112.71	\$ 2,226.23	5.37%
MGS-S Customer 5249	\$ 20,190.64	\$ 20,273.35	0.41%	\$ 1,806.65	\$ 1,915.86	6.04%
MGS-S Customer 5250	\$ 17,394.64	\$ 17,499.97	0.61%	\$ 2,243.33	\$ 2,383.88	6.27%
MGS-S Customer 5251	\$ 13,658.05	\$ 13,755.95	0.72%	\$ 1,907.89	\$ 2,043.72	7.12%
MGS-S Customer 5252	\$ 14,236.75	\$ 14,338.07	0.71%	\$ 2,062.08	\$ 2,200.09	6.69%
MGS-S Customer 5253	\$ 20,648.05	\$ 20,757.24	0.53%	\$ 2,420.26	\$ 2,563.47	5.92%
MGS-S Customer 5254	\$ 2,644.25	\$ 2,727.30	3.14%	\$ 1,233.03	\$ 1,359.08	10.22%
MGS-S Customer 5255	\$ 99,960.08	\$ 100,282.18	0.32%	\$ 12,063.18	\$ 12,343.84	2.33%
MGS-S Customer 5256	\$ 14,419.17	\$ 14,513.26	0.65%	\$ 1,734.77	\$ 1,868.12	7.69%
MGS-S Customer 5257	\$ 13,935.77	\$ 14,039.67	0.75%	\$ 2,180.67	\$ 2,320.48	6.41%
MGS-S Customer 5258	\$ 111,568.46	\$ 111,893.66	0.29%	\$ 12,133.99	\$ 12,440.36	2.52%
MGS-S Customer 5259	\$ 10,299.58	\$ 10,378.92	0.77%	\$ 1,652.23	\$ 1,759.10	6.47%
MGS-S Customer 5260	\$ 7,643.44	\$ 7,717.91	0.97%	\$ 845.12	\$ 965.71	14.27%
MGS-S Customer 5261	\$ 23,197.30	\$ 23,308.66	0.48%	\$ 3,102.24	\$ 3,229.74	4.11%
MGS-S Customer 5262	\$ 9,191.26	\$ 9,282.50	0.99%	\$ 2,193.70	\$ 2,308.44	5.23%
MGS-S Customer 5263	\$ 17,708.47	\$ 17,808.65	0.57%	\$ 2,010.73	\$ 2,148.01	6.83%
MGS-S Customer 5264	\$ 14,133.71	\$ 14,220.42	0.61%	\$ 1,988.86	\$ 2,100.71	5.62%
MGS-S Customer 5265	\$ 25,452.24	\$ 25,557.05	0.41%	\$ 2,220.09	\$ 2,360.32	6.32%
MGS-S Customer 5266	\$ 9,059.15	\$ 9,135.63	0.84%	\$ 1,527.77	\$ 1,633.20	6.90%
MGS-S Customer 5267	\$ 2,702.41	\$ 2,764.97	2.31%	\$ 892.82	\$ 988.89	10.76%
MGS-S Customer 5268	\$ 18,160.48	\$ 18,263.23	0.57%	\$ 2,123.21	\$ 2,261.80	6.53%
MGS-S Customer 5269	\$ 16,772.96	\$ 16,863.02	0.54%	\$ 2,143.26	\$ 2,257.50	5.33%
MGS-S Customer 5270	\$ 23,370.26	\$ 23,487.45	0.50%	\$ 2,781.17	\$ 2,929.44	5.33%
MGS-S Customer 5271	\$ 28,795.73	\$ 28,935.75	0.49%	\$ 3,822.10	\$ 3,985.68	4.28%
MGS-S Customer 5272	\$ 10,862.18	\$ 10,944.31	0.76%	\$ 1,783.97	\$ 1,893.09	6.12%
MGS-S Customer 5273	\$ 14,553.38	\$ 14,655.85	0.70%	\$ 2,116.98	\$ 2,255.94	6.56%
MGS-S Customer 5274	\$ 145,948.71	\$ 146,262.96	0.22%	\$ 11,720.36	\$ 11,997.02	2.36%
MGS-S Customer 5275	\$ 14,466.24	\$ 14,686.71	1.52%	\$ 6,373.12	\$ 6,920.15	8.58%
MGS-S Customer 5276	\$ 17,982.40	\$ 18,072.63	0.50%	\$ 2,148.08	\$ 2,262.18	5.31%
MGS-S Customer 5277	\$ 9,386.21	\$ 9,479.03	0.99%	\$ 1,679.05	\$ 1,811.72	7.90%

Customer	Bundled 8/23 Prices	Bundled 1/24 Prices	Bundled % Difference	Distribution 1/24 Prices	Distribution 8/24 Prices	Distribution % Difference
MGS-S Customer 5278	\$ 28,106.76	\$ 28,219.65	0.40%	\$ 3,174.17	\$ 3,302.90	4.06%
MGS-S Customer 5279	\$ 29,133.82	\$ 29,267.13	0.46%	\$ 4,102.67	\$ 4,244.87	3.47%
MGS-S Customer 5280	\$ 7,755.97	\$ 7,840.78	1.09%	\$ 1,903.04	\$ 2,013.71	5.82%
MGS-S Customer 5281	\$ 34,862.94	\$ 34,995.52	0.38%	\$ 3,480.69	\$ 3,639.08	4.55%
MGS-S Customer 5282	\$ 22,191.60	\$ 22,307.12	0.52%	\$ 2,707.07	\$ 2,854.40	5.44%
MGS-S Customer 5283	\$ 16,792.39	\$ 16,926.98	0.80%	\$ 3,562.18	\$ 3,721.08	4.46%
MGS-S Customer 5284	\$ 6,524.84	\$ 6,605.97	1.24%	\$ 1,146.25	\$ 1,271.08	10.89%
MGS-S Customer 5285	\$ 20,456.37	\$ 20,569.86	0.55%	\$ 2,613.57	\$ 2,759.44	5.58%
MGS-S Customer 5286	\$ 11,606.03	\$ 11,701.33	0.82%	\$ 1,789.62	\$ 1,923.73	7.49%
MGS-S Customer 5287	\$ 11,745.26	\$ 11,822.58	0.66%	\$ 1,562.41	\$ 1,668.12	6.77%
MGS-S Customer 5288	\$ 72,623.53	\$ 72,869.39	0.34%	\$ 8,609.02	\$ 8,840.35	2.69%
MGS-S Customer 5289	\$ 15,725.00	\$ 15,824.75	0.63%	\$ 2,578.57	\$ 2,698.74	4.66%
MGS-S Customer 5290	\$ 5,177.04	\$ 5,242.68	1.27%	\$ 1,034.08	\$ 1,132.27	9.50%
MGS-S Customer 5291	\$ 17,018.44	\$ 17,130.80	0.66%	\$ 2,563.88	\$ 2,709.13	5.67%
MGS-S Customer 5292	\$ 9,122.73	\$ 9,197.85	0.82%	\$ 1,462.63	\$ 1,566.91	7.13%
MGS-S Customer 5293	\$ 27,210.83	\$ 27,304.97	0.35%	\$ 2,325.17	\$ 2,441.80	5.02%
MGS-S Customer 5294	\$ 23,229.79	\$ 23,349.55	0.52%	\$ 2,898.74	\$ 3,048.74	5.17%
MGS-S Customer 5295	\$ 16,509.44	\$ 16,594.39	0.51%	\$ 1,908.70	\$ 2,019.36	5.80%
MGS-S Customer 5296	\$ 3,781.62	\$ 3,863.66	2.17%	\$ 1,183.31	\$ 1,310.06	10.71%
MGS-S Customer 5297	\$ 39,171.00	\$ 39,320.62	0.38%	\$ 4,251.20	\$ 4,420.50	3.98%
MGS-S Customer 5298	\$ 7,577.34	\$ 7,669.15	1.21%	\$ 1,631.27	\$ 1,763.10	8.08%
MGS-S Customer 5299	\$ 42,044.13	\$ 42,253.50	0.50%	\$ 6,957.59	\$ 7,165.48	2.99%
MGS-S Customer 5300	\$ 20,216.96	\$ 20,330.48	0.56%	\$ 2,616.47	\$ 2,762.50	5.58%
MGS-S Customer 5301	\$ 13,566.61	\$ 13,699.96	0.98%	\$ 3,459.87	\$ 3,635.48	5.08%
MGS-S Customer 5302	\$ 46,561.74	\$ 46,761.74	0.43%	\$ 6,536.20	\$ 6,738.30	3.09%
MGS-S Customer 5303	\$ 8,453.37	\$ 8,542.75	1.06%	\$ 1,521.04	\$ 1,651.31	8.56%
MGS-S Customer 5304	\$ 51,151.40	\$ 51,318.32	0.33%	\$ 5,037.28	\$ 5,217.98	3.59%
MGS-S Customer 5305	\$ 8,068.15	\$ 8,148.90	1.00%	\$ 1,718.20	\$ 1,826.12	6.28%
MGS-S Customer 5306	\$ 20,163.77	\$ 20,267.72	0.52%	\$ 2,180.74	\$ 2,320.41	6.40%
MGS-S Customer 5307	\$ 17,850.57	\$ 17,934.02	0.47%	\$ 1,840.85	\$ 1,950.59	5.96%
MGS-S Customer 5308	\$ 11,432.15	\$ 11,537.31	0.92%	\$ 2,237.88	\$ 2,378.50	6.28%
MGS-S Customer 5309	\$ 24,391.77	\$ 24,510.49	0.49%	\$ 2,851.71	\$ 3,001.08	5.24%
MGS-S Customer 5310	\$ 29,737.10	\$ 29,872.27	0.45%	\$ 3,596.20	\$ 3,756.15	4.45%
MGS-S Customer 5311	\$ 31,601.11	\$ 31,742.03	0.45%	\$ 4,447.18	\$ 4,594.31	3.31%
MGS-S Customer 5312	\$ 10,505.85	\$ 10,598.76	0.88%	\$ 1,680.32	\$ 1,812.84	7.89%
MGS-S Customer 5313	\$ 30,327.04	\$ 30,476.19	0.49%	\$ 4,232.70	\$ 4,401.94	4.00%
MGS-S Customer 5314	\$ 43,553.34	\$ 43,716.87	0.38%	\$ 4,880.62	\$ 5,058.88	3.65%
MGS-S Customer 5315	\$ 8,330.15	\$ 8,403.32	0.88%	\$ 1,374.09	\$ 1,477.05	7.49%
MGS-S Customer 5316	\$ 68,802.15	\$ 69,020.25	0.32%	\$ 7,174.70	\$ 7,443.81	3.75%
MGS-S Customer 5317	\$ 73,366.44	\$ 73,572.85	0.28%	\$ 6,652.95	\$ 6,911.03	3.88%

Internal Use

Customer	Bundled 8/23 Prices	Bundled 1/24 Prices	Bundled % Difference	Distribution 1/24 Prices	Distribution 8/24 Prices	Distribution % Difference
MGS-S Customer 5318	\$ 14,880.69	\$ 14,969.39	0.60%	\$ 2,078.46	\$ 2,191.58	5.44%
MGS-S Customer 5319	\$ 8,300.48	\$ 8,372.62	0.87%	\$ 1,327.68	\$ 1,430.02	7.71%
MGS-S Customer 5320	\$ 18,597.26	\$ 18,709.07	0.60%	\$ 2,536.44	\$ 2,681.12	5.70%
MGS-S Customer 5321	\$ 72,388.78	\$ 72,605.38	0.30%	\$ 7,285.29	\$ 7,497.86	2.92%
MGS-S Customer 5322	\$ 13,885.79	\$ 13,970.78	0.61%	\$ 1,912.65	\$ 2,023.53	5.80%
MGS-S Customer 5323	\$ 26,181.16	\$ 26,288.48	0.41%	\$ 2,922.84	\$ 3,048.04	4.28%
MGS-S Customer 5324	\$ 95,649.04	\$ 96,109.32	0.48%	\$ 17,973.09	\$ 18,456.46	2.69%
MGS-S Customer 5325	\$ 33,511.67	\$ 33,663.19	0.45%	\$ 4,339.12	\$ 4,509.82	3.93%
MGS-S Customer 5326	\$ 3,546.39	\$ 3,622.79	2.15%	\$ 932.05	\$ 1,053.87	13.07%
MGS-S Customer 5327	\$ 18,763.98	\$ 18,876.45	0.60%	\$ 2,567.98	\$ 2,713.24	5.66%
MGS-S Customer 5328	\$ 9,331.61	\$ 9,411.83	0.86%	\$ 1,695.24	\$ 1,802.91	6.35%
MGS-S Customer 5329	\$ 14,463.17	\$ 14,552.05	0.61%	\$ 2,086.51	\$ 2,199.73	5.43%
MGS-S Customer 5330	\$ 10,051.26	\$ 10,124.32	0.73%	\$ 1,370.02	\$ 1,473.02	7.52%
MGS-S Customer 5331	\$ 8,922.78	\$ 8,999.71	0.86%	\$ 1,548.38	\$ 1,654.13	6.83%
MGS-S Customer 5332	\$ 35,427.57	\$ 35,575.32	0.42%	\$ 4,167.47	\$ 4,335.68	4.04%
MGS-S Customer 5333	\$ 7,069.98	\$ 7,143.30	1.04%	\$ 1,383.57	\$ 1,486.88	7.47%
MGS-S Customer 5334	\$ 9,023.61	\$ 9,100.93	0.86%	\$ 1,565.78	\$ 1,671.75	6.77%
MGS-S Customer 5335	\$ 9,546.92	\$ 9,623.35	0.80%	\$ 1,522.97	\$ 1,628.14	6.91%
MGS-S Customer 5336	\$ 8,933.31	\$ 9,009.68	0.85%	\$ 1,522.49	\$ 1,627.85	6.92%
MGS-S Customer 5337	\$ 5,941.05	\$ 6,010.91	1.18%	\$ 1,227.09	\$ 1,328.16	8.24%
MGS-S Customer 5338	\$ 8,939.18	\$ 9,020.30	0.91%	\$ 1,735.26	\$ 1,843.46	6.24%
MGS-S Customer 5339	\$ 27,701.54	\$ 27,820.13	0.43%	\$ 2,845.70	\$ 2,994.97	5.25%
MGS-S Customer 5340	\$ 116,121.07	\$ 116,381.89	0.22%	\$ 9,292.22	\$ 9,533.71	2.60%
MGS-S Customer 5341	\$ 1,157.12	\$ 1,230.49	6.34%	\$ 795.57	\$ 915.46	15.07%
MGS-S Customer 5342	\$ 17,836.19	\$ 17,971.78	0.76%	\$ 3,620.83	\$ 3,781.51	4.44%
MGS-S Customer 5343	\$ 21,926.05	\$ 22,047.69	0.55%	\$ 2,982.31	\$ 3,133.41	5.07%
MGS-S Customer 5344	\$ 32,300.20	\$ 32,456.93	0.49%	\$ 4,568.58	\$ 4,742.09	3.80%
MGS-S Customer 5345	\$ 14,224.70	\$ 14,328.94	0.73%	\$ 2,192.68	\$ 2,332.91	6.40%
MGS-S Customer 5346	\$ 10,073.21	\$ 10,151.32	0.78%	\$ 1,599.06	\$ 1,705.34	6.65%
MGS-S Customer 5347	\$ 19,594.80	\$ 19,717.38	0.63%	\$ 3,022.83	\$ 3,174.38	5.01%
MGS-S Customer 5348	\$ 9,283.84	\$ 9,357.82	0.80%	\$ 1,409.56	\$ 1,512.96	7.34%
MGS-S Customer 5349	\$ 44,559.52	\$ 44,722.57	0.37%	\$ 4,861.74	\$ 5,039.92	3.66%
MGS-S Customer 5350	\$ 17,522.10	\$ 17,650.55	0.73%	\$ 3,260.99	\$ 3,428.31	5.13%
MGS-S Customer 5351	\$ 33,409.67	\$ 33,583.30	0.52%	\$ 5,294.05	\$ 5,494.00	3.78%
MGS-S Customer 5352	\$ 15,039.01	\$ 15,143.47	0.69%	\$ 2,206.04	\$ 2,346.21	6.35%
MGS-S Customer 5353	\$ 11,701.10	\$ 11,801.10	0.85%	\$ 2,003.66	\$ 2,140.89	6.85%
MGS-S Customer 5354	\$ 15,922.17	\$ 16,006.89	0.53%	\$ 1,898.36	\$ 2,008.91	5.82%
MGS-S Customer 5355	\$ 10,069.27	\$ 10,150.47	0.81%	\$ 1,739.66	\$ 1,847.97	6.23%
MGS-S Customer 5356	\$ 11,880.97	\$ 11,983.29	0.86%	\$ 2,105.79	\$ 2,245.28	6.62%
MGS-S Customer 5357	\$ 12,172.32	\$ 12,264.51	0.76%	\$ 1,650.03	\$ 1,782.26	8.01%

Internal Use

Customer	Bundled 8/23 Prices	Bundled 1/24 Prices	Bundled % Difference	Distribution 1/24 Prices	Distribution 8/24 Prices	Distribution % Difference
MGS-S Customer 5358	\$ 14,455.24	\$ 14,546.30	0.63%	\$ 2,181.04	\$ 2,295.32	5.24%
MGS-S Customer 5359	\$ 4,704.91	\$ 4,788.71	1.78%	\$ 1,266.43	\$ 1,392.95	9.99%
MGS-S Customer 5360	\$ 6,859.67	\$ 6,928.86	1.01%	\$ 1,195.03	\$ 1,295.52	8.41%
MGS-S Customer 5361	\$ 14,344.09	\$ 14,431.60	0.61%	\$ 2,027.12	\$ 2,139.64	5.55%
MGS-S Customer 5362	\$ 18,631.62	\$ 18,734.89	0.55%	\$ 2,151.42	\$ 2,290.75	6.48%
MGS-S Customer 5363	\$ 6,238.52	\$ 6,332.08	1.50%	\$ 1,713.14	\$ 1,846.35	7.78%
MGS-S Customer 5364	\$ 17,199.42	\$ 17,305.86	0.62%	\$ 2,294.70	\$ 2,436.07	6.16%
MGS-S Customer 5365	\$ 99,469.66	\$ 99,782.19	0.31%	\$ 11,636.91	\$ 11,912.02	2.36%
MGS-S Customer 5366	\$ 34,919.02	\$ 35,055.15	0.39%	\$ 4,223.29	\$ 4,366.73	3.40%
MGS-S Customer 5367	\$ 19,122.73	\$ 19,227.97	0.55%	\$ 2,240.11	\$ 2,380.69	6.28%
MGS-S Customer 5368	\$ 12,899.26	\$ 12,997.08	0.76%	\$ 1,904.26	\$ 2,040.06	7.13%
MGS-S Customer 5369	\$ 23,073.43	\$ 23,185.25	0.48%	\$ 2,538.56	\$ 2,683.41	5.71%
MGS-S Customer 5370	\$ 50,140.43	\$ 50,327.04	0.37%	\$ 5,929.12	\$ 6,122.52	3.26%
MGS-S Customer 5371	\$ 14,773.69	\$ 14,865.78	0.62%	\$ 1,643.52	\$ 1,775.52	8.03%
MGS-S Customer 5372	\$ 10,552.86	\$ 10,651.29	0.93%	\$ 1,932.50	\$ 2,068.73	7.05%
MGS-S Customer 5373	\$ 202,596.51	\$ 203,017.98	0.21%	\$ 16,512.96	\$ 16,874.97	2.19%
MGS-S Customer 5374	\$ 27,694.35	\$ 27,848.34	0.56%	\$ 4,450.00	\$ 4,622.22	3.87%
MGS-S Customer 5375	\$ 91,383.44	\$ 91,636.06	0.28%	\$ 8,762.24	\$ 9,047.21	3.25%
MGS-S Customer 5376	\$ 19,581.60	\$ 19,684.26	0.52%	\$ 2,123.37	\$ 2,262.27	6.54%
MGS-S Customer 5377	\$ 11,009.49	\$ 11,095.12	0.78%	\$ 1,938.55	\$ 2,049.59	5.73%
MGS-S Customer 5378	\$ 4,755.93	\$ 4,837.80	1.72%	\$ 1,179.45	\$ 1,304.75	10.62%
MGS-S Customer 5379	\$ 25,489.12	\$ 25,611.62	0.48%	\$ 3,021.39	\$ 3,173.04	5.02%
MGS-S Customer 5380	\$ 11,405.00	\$ 11,495.82	0.80%	\$ 1,588.96	\$ 1,720.37	8.27%
MGS-S Customer 5381	\$ 31,219.88	\$ 31,369.60	0.48%	\$ 4,259.44	\$ 4,429.14	3.98%
MGS-S Customer 5382	\$ 23,829.79	\$ 23,976.95	0.62%	\$ 4,139.72	\$ 4,307.44	4.05%
MGS-S Customer 5383	\$ 20,644.31	\$ 20,761.06	0.57%	\$ 2,763.31	\$ 2,911.46	5.36%
MGS-S Customer 5384	\$ 9,062.76	\$ 9,151.66	0.98%	\$ 1,499.64	\$ 1,629.60	8.67%
MGS-S Customer 5385	\$ 22,311.42	\$ 22,427.61	0.52%	\$ 2,736.45	\$ 2,884.12	5.40%
MGS-S Customer 5386	\$ 23,460.18	\$ 23,570.24	0.47%	\$ 2,458.48	\$ 2,602.14	5.84%
MGS-S Customer 5387	\$ 130,154.59	\$ 130,520.88	0.28%	\$ 14,032.63	\$ 14,354.77	2.30%
MGS-S Customer 5388	\$ 9,957.45	\$ 10,036.13	0.79%	\$ 1,625.44	\$ 1,732.14	6.56%
MGS-S Customer 5389	\$ 8,879.42	\$ 8,971.75	1.04%	\$ 1,655.67	\$ 1,787.93	7.99%
MGS-S Customer 5390	\$ 26,914.06	\$ 27,046.85	0.49%	\$ 3,487.25	\$ 3,645.55	4.54%
MGS-S Customer 5391	\$ 27,185.94	\$ 27,317.74	0.48%	\$ 3,449.24	\$ 3,607.49	4.59%
MGS-S Customer 5392	\$ 38,907.99	\$ 39,108.01	0.51%	\$ 6,534.15	\$ 6,736.04	3.09%
MGS-S Customer 5393	\$ 9,983.34	\$ 10,054.18	0.71%	\$ 1,269.44	\$ 1,370.98	8.00%
MGS-S Customer 5394	\$ 151,692.94	\$ 152,103.10	0.27%	\$ 16,048.09	\$ 16,385.32	2.10%
MGS-S Customer 5395	\$ 9,256.36	\$ 9,339.60	0.90%	\$ 1,831.32	\$ 1,940.90	5.98%
MGS-S Customer 5396	\$ 52,679.22	\$ 52,998.89	0.61%	\$ 11,957.56	\$ 12,237.03	2.34%
MGS-S Customer 5397	\$ 56,826.67	\$ 57,012.03	0.33%	\$ 5,868.25	\$ 6,060.49	3.28%

Customer	Bundled 8/23 Prices	Bundled 1/24 Prices	Bundled % Difference	Distribution 1/24 Prices	Distribution 8/24 Prices	Distribution % Difference
MGS-S Customer 5398	\$ 6,889.41	\$ 6,986.34	1.41%	\$ 1,865.53	\$ 2,000.90	7.26%
MGS-S Customer 5399	\$ 18,272.06	\$ 18,410.99	0.76%	\$ 3,766.22	\$ 3,928.56	4.31%
MGS-S Customer 5400	\$ 8,142.84	\$ 8,218.25	0.93%	\$ 1,477.01	\$ 1,581.56	7.08%
MGS-S Customer 5401	\$ 30,774.99	\$ 30,908.75	0.43%	\$ 3,533.57	\$ 3,692.70	4.50%
MGS-S Customer 5402	\$ 11,213.35	\$ 11,291.46	0.70%	\$ 1,599.16	\$ 1,705.45	6.65%
MGS-S Customer 5403	\$ 14,908.09	\$ 15,012.48	0.70%	\$ 2,197.78	\$ 2,337.46	6.36%
MGS-S Customer 5404	\$ 4,441.69	\$ 4,521.05	1.79%	\$ 1,067.13	\$ 1,190.91	11.60%
MGS-S Customer 5405	\$ 12,630.13	\$ 12,725.43	0.75%	\$ 1,789.98	\$ 1,924.13	7.49%
MGS-S Customer 5406	\$ 24,695.01	\$ 24,831.92	0.55%	\$ 3,678.65	\$ 3,840.02	4.39%
MGS-S Customer 5407	\$ 4,683.87	\$ 4,783.03	2.12%	\$ 1,967.59	\$ 2,104.46	6.96%
MGS-S Customer 5408	\$ 22,744.25	\$ 22,855.56	0.49%	\$ 2,515.65	\$ 2,660.18	5.75%
MGS-S Customer 5409	\$ 7,518.31	\$ 7,616.31	1.30%	\$ 1,911.26	\$ 2,047.09	7.11%
MGS-S Customer 5410	\$ 9,172.24	\$ 9,252.58	0.88%	\$ 1,701.11	\$ 1,808.91	6.34%
MGS-S Customer 5411	\$ 10,901.39	\$ 10,996.29	0.87%	\$ 1,771.80	\$ 1,905.71	7.56%
MGS-S Customer 5412	\$ 9,541.57	\$ 9,627.04	0.90%	\$ 1,344.23	\$ 1,471.98	9.50%
MGS-S Customer 5413	\$ 21,416.59	\$ 21,525.79	0.51%	\$ 2,420.09	\$ 2,563.27	5.92%
MGS-S Customer 5414	\$ 61,964.81	\$ 62,141.21	0.28%	\$ 5,466.57	\$ 5,653.37	3.42%
MGS-S Customer 5415	\$ 30,331.66	\$ 30,542.52	0.70%	\$ 6,771.13	\$ 7,057.60	4.23%
MGS-S Customer 5416	\$ 10,151.15	\$ 10,239.23	0.87%	\$ 1,460.26	\$ 1,589.51	8.85%
MGS-S Customer 5417	\$ 27,473.78	\$ 27,594.03	0.44%	\$ 2,921.05	\$ 3,071.40	5.15%
MGS-S Customer 5418	\$ 26,142.40	\$ 26,269.07	0.48%	\$ 3,212.78	\$ 3,367.35	4.81%
MGS-S Customer 5419	\$ 11,021.28	\$ 11,113.01	0.83%	\$ 1,628.52	\$ 1,760.40	8.10%
MGS-S Customer 5420	\$ 27,311.22	\$ 27,431.89	0.44%	\$ 2,940.16	\$ 3,090.79	5.12%
MGS-S Customer 5421	\$ 155,737.80	\$ 156,324.80	0.38%	\$ 24,067.93	\$ 24,520.21	1.88%
MGS-S Customer 5422	\$ 102,560.68	\$ 102,806.12	0.24%	\$ 8,599.59	\$ 8,831.46	2.70%
MGS-S Customer 5423	\$ 6,534.06	\$ 6,604.22	1.07%	\$ 1,240.47	\$ 1,341.71	8.16%
MGS-S Customer 5424	\$ 3,923.73	\$ 4,009.12	2.18%	\$ 1,342.35	\$ 1,470.18	9.52%
MGS-S Customer 5425	\$ 12,232.94	\$ 12,310.54	0.63%	\$ 1,576.39	\$ 1,682.38	6.72%
MGS-S Customer 5426	\$ 34,428.63	\$ 34,549.23	0.35%	\$ 3,525.34	\$ 3,659.21	3.80%
MGS-S Customer 5427	\$ 21,910.35	\$ 22,050.92	0.64%	\$ 3,841.58	\$ 4,005.08	4.26%
MGS-S Customer 5428	\$ 19,296.53	\$ 19,418.56	0.63%	\$ 2,999.97	\$ 3,151.32	5.05%
MGS-S Customer 5429	\$ 6,640.15	\$ 6,717.28	1.16%	\$ 1,555.95	\$ 1,661.71	6.80%
MGS-S Customer 5430	\$ 20,720.36	\$ 20,823.63	0.50%	\$ 2,150.62	\$ 2,289.90	6.48%
MGS-S Customer 5431	\$ 11,166.55	\$ 11,257.71	0.82%	\$ 2,192.95	\$ 2,307.91	5.24%
MGS-S Customer 5432	\$ 15,049.57	\$ 15,154.09	0.69%	\$ 2,205.27	\$ 2,345.20	6.35%
MGS-S Customer 5433	\$ 12,483.37	\$ 12,585.87	0.82%	\$ 2,116.18	\$ 2,254.99	6.56%
MGS-S Customer 5434	\$ 60,388.83	\$ 60,565.90	0.29%	\$ 5,500.28	\$ 5,687.81	3.41%
MGS-S Customer 5435	\$ 20,065.10	\$ 20,170.27	0.52%	\$ 2,237.34	\$ 2,377.89	6.28%
MGS-S Customer 5436	\$ 16,138.51	\$ 16,275.97	0.85%	\$ 3,548.35	\$ 3,753.80	5.79%
MGS-S Customer 5437	\$ 10,057.05	\$ 10,157.37	1.00%	\$ 2,018.00	\$ 2,155.45	6.81%

Internal Use

Customer	Bundled 8/23 Prices	Bundled 1/24 Prices	Bundled % Difference	Distribution 1/24 Prices	Distribution 8/24 Prices	Distribution % Difference
MGS-S Customer 5438	\$ 10,382.07	\$ 10,484.83	0.99%	\$ 2,130.03	\$ 2,269.18	6.53%
MGS-S Customer 5439	\$ 12,146.69	\$ 12,226.68	0.66%	\$ 1,684.03	\$ 1,791.51	6.38%
MGS-S Customer 5440	\$ 17,216.39	\$ 17,321.45	0.61%	\$ 2,230.56	\$ 2,370.91	6.29%
MGS-S Customer 5441	\$ 45,285.68	\$ 45,507.66	0.49%	\$ 7,369.94	\$ 7,633.70	3.58%
MGS-S Customer 5442	\$ 31,601.87	\$ 31,717.55	0.37%	\$ 3,301.72	\$ 3,432.34	3.96%
MGS-S Customer 5443	\$ 6,251.21	\$ 6,336.06	1.36%	\$ 1,316.34	\$ 1,443.73	9.68%
MGS-S Customer 5444	\$ 27,323.56	\$ 27,439.67	0.42%	\$ 2,732.27	\$ 2,879.85	5.40%
MGS-S Customer 5445	\$ 11,739.38	\$ 11,821.60	0.70%	\$ 1,784.89	\$ 1,893.76	6.10%
MGS-S Customer 5446	\$ 35,189.39	\$ 35,322.86	0.38%	\$ 3,519.26	\$ 3,678.11	4.51%
MGS-S Customer 5447	\$ 3,528.27	\$ 3,588.69	1.71%	\$ 795.94	\$ 890.65	11.90%
MGS-S Customer 5448	\$ 20,928.69	\$ 21,033.19	0.50%	\$ 2,206.60	\$ 2,346.68	6.35%
MGS-S Customer 5449	\$ 23,713.65	\$ 23,799.11	0.36%	\$ 1,931.43	\$ 2,042.42	5.75%
MGS-S Customer 5450	\$ 12,823.42	\$ 12,903.99	0.63%	\$ 1,710.09	\$ 1,817.92	6.31%
MGS-S Customer 5451	\$ 20,522.59	\$ 20,633.60	0.54%	\$ 2,501.23	\$ 2,645.50	5.77%
MGS-S Customer 5452	\$ 22,140.29	\$ 22,261.54	0.55%	\$ 2,967.64	\$ 3,118.74	5.09%
MGS-S Customer 5453	\$ 16,406.68	\$ 16,504.39	0.60%	\$ 2,488.25	\$ 2,607.30	4.78%
MGS-S Customer 5454	\$ 17,651.13	\$ 17,749.91	0.56%	\$ 1,947.77	\$ 2,084.18	7.00%
MGS-S Customer 5455	\$ 10,014.73	\$ 10,094.08	0.79%	\$ 1,655.01	\$ 1,762.06	6.47%
MGS-S Customer 5456	\$ 29,200.79	\$ 29,324.94	0.43%	\$ 3,097.08	\$ 3,249.91	4.93%
MGS-S Customer 5457	\$ 17,773.68	\$ 17,867.91	0.53%	\$ 2,329.86	\$ 2,446.61	5.01%
MGS-S Customer 5458	\$ 11,621.47	\$ 11,702.28	0.70%	\$ 1,721.24	\$ 1,829.25	6.28%
MGS-S Customer 5459	\$ 7,410.02	\$ 7,510.37	1.35%	\$ 2,018.32	\$ 2,155.69	6.81%
MGS-S Customer 5460	\$ 139,806.41	\$ 140,130.25	0.23%	\$ 12,152.21	\$ 12,434.87	2.33%
MGS-S Customer 5461	\$ 7,475.49	\$ 7,552.67	1.03%	\$ 1,560.46	\$ 1,666.42	6.79%
MGS-S Customer 5462	\$ 86,185.00	\$ 86,417.59	0.27%	\$ 8,017.91	\$ 8,241.52	2.79%
MGS-S Customer 5463	\$ 15,479.40	\$ 15,570.15	0.59%	\$ 2,171.61	\$ 2,286.05	5.27%
MGS-S Customer 5464	\$ 21,917.51	\$ 21,995.38	0.36%	\$ 1,588.98	\$ 1,695.15	6.68%
MGS-S Customer 5465	\$ 12,131.25	\$ 12,229.33	0.81%	\$ 1,916.13	\$ 2,052.13	7.10%
MGS-S Customer 5466	\$ 15,410.75	\$ 15,502.19	0.59%	\$ 2,211.41	\$ 2,326.99	5.23%
MGS-S Customer 5467	\$ 3,537.92	\$ 3,592.64	1.55%	\$ 538.56	\$ 629.64	16.91%
MGS-S Customer 5468	\$ 13,308.86	\$ 13,443.14	1.01%	\$ 3,561.04	\$ 3,720.81	4.49%
MGS-S Customer 5469	\$ 8,313.77	\$ 8,400.13	1.04%	\$ 1,384.16	\$ 1,512.44	9.27%
MGS-S Customer 5470	\$ 10,876.15	\$ 10,975.07	0.91%	\$ 1,954.11	\$ 2,090.61	6.99%
MGS-S Customer 5471	\$ 27,215.36	\$ 27,313.28	0.36%	\$ 2,496.70	\$ 2,615.81	4.77%
MGS-S Customer 5472	\$ 17,052.34	\$ 17,144.00	0.54%	\$ 2,215.43	\$ 2,330.68	5.20%
MGS-S Customer 5473	\$ 9,789.95	\$ 9,861.87	0.73%	\$ 1,316.83	\$ 1,418.95	7.75%
MGS-S Customer 5474	\$ 54,263.47	\$ 54,412.20	0.27%	\$ 4,211.15	\$ 4,379.92	4.01%
MGS-S Customer 5475	\$ 14,235.25	\$ 14,322.97	0.62%	\$ 2,032.49	\$ 2,144.81	5.53%
MGS-S Customer 5476	\$ 36,805.73	\$ 36,939.70	0.36%	\$ 3,543.12	\$ 3,702.38	4.49%
MGS-S Customer 5477	\$ 10,390.32	\$ 10,496.31	1.02%	\$ 2,274.92	\$ 2,416.05	6.20%

Internal Use

Customer	Bundled 8/23 Prices	Bundled 1/24 Prices	Bundled % Difference	Distribution 1/24 Prices	Distribution 8/24 Prices	Distribution % Difference
MGS-S Customer 5478	\$ 7,901.73	\$ 7,981.18	1.01%	\$ 1,660.76	\$ 1,767.99	6.46%
MGS-S Customer 5479	\$ 66,916.50	\$ 67,088.99	0.26%	\$ 5,877.46	\$ 6,044.99	2.85%
MGS-S Customer 5480	\$ 11,474.14	\$ 11,596.63	1.07%	\$ 3,024.63	\$ 3,176.61	5.02%
MGS-S Customer 5481	\$ 10,578.14	\$ 10,674.28	0.91%	\$ 1,829.09	\$ 1,963.87	7.37%
MGS-S Customer 5482	\$ 5,823.57	\$ 5,890.76	1.15%	\$ 1,101.96	\$ 1,200.97	8.98%
MGS-S Customer 5483	\$ 8,721.46	\$ 8,817.38	1.10%	\$ 1,816.83	\$ 1,951.28	7.40%
MGS-S Customer 5484	\$ 7,347.81	\$ 7,417.48	0.95%	\$ 1,216.39	\$ 1,317.16	8.28%
MGS-S Customer 5485	\$ 8,275.06	\$ 8,347.44	0.87%	\$ 1,339.57	\$ 1,442.15	7.66%
MGS-S Customer 5486	\$ 17,005.36	\$ 17,097.75	0.54%	\$ 2,245.50	\$ 2,360.99	5.14%
MGS-S Customer 5487	\$ 13,933.89	\$ 14,051.87	0.85%	\$ 2,818.39	\$ 2,967.30	5.28%
MGS-S Customer 5488	\$ 12,657.13	\$ 12,764.98	0.85%	\$ 2,357.60	\$ 2,499.81	6.03%
MGS-S Customer 5489	\$ 11,821.25	\$ 11,919.00	0.83%	\$ 1,902.14	\$ 2,037.98	7.14%
MGS-S Customer 5490	\$ 19,512.45	\$ 19,607.22	0.49%	\$ 2,354.46	\$ 2,471.57	4.97%
MGS-S Customer 5491	\$ 11,729.95	\$ 11,831.70	0.87%	\$ 2,083.67	\$ 2,222.10	6.64%
MGS-S Customer 5492	\$ 56,415.15	\$ 56,605.38	0.34%	\$ 5,902.44	\$ 6,155.51	4.29%
MGS-S Customer 5493	\$ 19,727.40	\$ 19,851.89	0.63%	\$ 3,113.34	\$ 3,266.45	4.92%
MGS-S Customer 5494	\$ 29,635.53	\$ 29,781.34	0.49%	\$ 4,080.01	\$ 4,247.00	4.09%
MGS-S Customer 5495	\$ 10,971.02	\$ 11,074.25	0.94%	\$ 2,152.14	\$ 2,291.66	6.48%
MGS-S Customer 5496	\$ 112,816.56	\$ 113,095.75	0.25%	\$ 10,122.72	\$ 10,375.92	2.50%
MGS-S Customer 5497	\$ 17,131.38	\$ 17,235.83	0.61%	\$ 2,204.87	\$ 2,344.99	6.36%
MGS-S Customer 5498	\$ 44,044.38	\$ 44,177.27	0.30%	\$ 3,493.93	\$ 3,652.50	4.54%
MGS-S Customer 5499	\$ 22,850.05	\$ 22,943.91	0.41%	\$ 2,313.19	\$ 2,429.70	5.04%
MGS-S Customer 5500	\$ 17,839.18	\$ 17,926.83	0.49%	\$ 2,031.53	\$ 2,143.98	5.54%
MGS-S Customer 5501	\$ 12,040.91	\$ 12,135.23	0.78%	\$ 1,744.64	\$ 1,878.11	7.65%
MGS-S Customer 5502	\$ 179,004.11	\$ 179,443.27	0.25%	\$ 17,374.69	\$ 17,731.74	2.06%
MGS-S Customer 5503	\$ 137,048.52	\$ 137,323.66	0.20%	\$ 9,938.74	\$ 10,189.30	2.52%
MGS-S Customer 5504	\$ 81,021.20	\$ 81,262.69	0.30%	\$ 8,243.06	\$ 8,525.66	3.43%
MGS-S Customer 5505	\$ 32,878.62	\$ 33,024.78	0.44%	\$ 4,094.10	\$ 4,261.14	4.08%
MGS-S Customer 5506	\$ 12,250.40	\$ 12,325.32	0.61%	\$ 1,454.87	\$ 1,559.09	7.16%
MGS-S Customer 5507	\$ 18,923.70	\$ 19,034.71	0.59%	\$ 2,503.11	\$ 2,647.55	5.77%
MGS-S Customer 5508	\$ 10,658.91	\$ 10,758.38	0.93%	\$ 1,980.11	\$ 2,117.06	6.92%
MGS-S Customer 5509	\$ 17,962.60	\$ 18,057.68	0.53%	\$ 2,371.02	\$ 2,488.51	4.96%
MGS-S Customer 5510	\$ 29,666.35	\$ 29,788.70	0.41%	\$ 3,017.99	\$ 3,169.82	5.03%
MGS-S Customer 5511	\$ 19,612.03	\$ 19,735.28	0.63%	\$ 3,056.30	\$ 3,208.52	4.98%
MGS-S Customer 5512	\$ 18,150.87	\$ 18,246.82	0.53%	\$ 2,407.35	\$ 2,525.19	4.90%
MGS-S Customer 5513	\$ 49,055.66	\$ 49,244.52	0.38%	\$ 6,026.45	\$ 6,220.92	3.23%
MGS-S Customer 5514	\$ 13,565.42	\$ 13,665.22	0.74%	\$ 1,993.61	\$ 2,130.67	6.87%
MGS-S Customer 5515	\$ 276,421.96	\$ 276,879.94	0.17%	\$ 17,800.88	\$ 18,299.27	2.80%
MGS-S Customer 5516	\$ 41,129.39	\$ 41,305.53	0.43%	\$ 5,447.40	\$ 5,633.40	3.41%
MGS-S Customer 5517	\$ 9,327.76	\$ 9,417.97	0.97%	\$ 1,559.04	\$ 1,689.88	8.39%

Internal Use

Customer	Bundled 8/23 Prices	Bundled 1/24 Prices	Bundled % Difference	Distribution 1/24 Prices	Distribution 8/24 Prices	Distribution % Difference
MGS-S Customer 5518	\$ 23,371.12	\$ 23,464.25	0.40%	\$ 2,279.80	\$ 2,395.80	5.09%
MGS-S Customer 5519	\$ 6,200.41	\$ 6,279.20	1.27%	\$ 1,629.48	\$ 1,736.19	6.55%
MGS-S Customer 5520	\$ 9,723.32	\$ 9,819.15	0.99%	\$ 1,813.65	\$ 1,948.13	7.41%
MGS-S Customer 5521	\$ 10,500.40	\$ 10,577.18	0.73%	\$ 949.79	\$ 1,071.85	12.85%
MGS-S Customer 5522	\$ 36,224.48	\$ 36,344.52	0.33%	\$ 3,498.67	\$ 3,632.08	3.81%
MGS-S Customer 5523	\$ 42,987.12	\$ 43,181.86	0.45%	\$ 6,296.68	\$ 6,495.29	3.15%
MGS-S Customer 5524	\$ 7,391.77	\$ 7,468.98	1.04%	\$ 1,557.97	\$ 1,663.65	6.78%
MGS-S Customer 5525	\$ 12,196.83	\$ 12,287.44	0.74%	\$ 1,577.24	\$ 1,708.34	8.31%
MGS-S Customer 5526	\$ 10,854.19	\$ 10,952.52	0.91%	\$ 1,928.64	\$ 2,064.87	7.06%
MGS-S Customer 5527	\$ 11,331.99	\$ 11,408.74	0.68%	\$ 1,536.29	\$ 1,641.60	6.85%
MGS-S Customer 5528	\$ 35,907.40	\$ 36,217.03	0.86%	\$ 10,383.71	\$ 10,997.86	5.91%
MGS-S Customer 5529	\$ 259,888.54	\$ 260,358.43	0.18%	\$ 18,738.61	\$ 19,124.96	2.06%
MGS-S Customer 5530	\$ 47,373.11	\$ 47,533.37	0.34%	\$ 4,734.95	\$ 4,911.26	3.72%
MGS-S Customer 5531	\$ 74,137.57	\$ 74,348.50	0.28%	\$ 7,032.62	\$ 7,241.87	2.98%
MGS-S Customer 5532	\$ 18,051.54	\$ 18,157.56	0.59%	\$ 2,275.40	\$ 2,416.46	6.20%
MGS-S Customer 5533	\$ 16,666.05	\$ 16,789.45	0.74%	\$ 3,063.41	\$ 3,215.77	4.97%
MGS-S Customer 5534	\$ 21,612.76	\$ 21,714.05	0.47%	\$ 2,060.04	\$ 2,197.96	6.70%
MGS-S Customer 5535	\$ 14,757.55	\$ 14,842.84	0.58%	\$ 1,923.58	\$ 2,034.44	5.76%
MGS-S Customer 5536	\$ 53,350.79	\$ 53,541.74	0.36%	\$ 6,127.03	\$ 6,323.37	3.20%
MGS-S Customer 5537	\$ 99,165.22	\$ 99,483.50	0.32%	\$ 11,715.46	\$ 12,046.75	2.83%
MGS-S Customer 5538	\$ 17,068.60	\$ 17,181.59	0.66%	\$ 2,591.24	\$ 2,736.83	5.62%
MGS-S Customer 5539	\$ 29,200.45	\$ 29,348.10	0.51%	\$ 4,161.59	\$ 4,329.61	4.04%
MGS-S Customer 5540	\$ 45,698.75	\$ 45,866.16	0.37%	\$ 5,059.09	\$ 5,240.06	3.58%
MGS-S Customer 5541	\$ 21,377.34	\$ 21,496.70	0.56%	\$ 2,879.44	\$ 3,029.12	5.20%
MGS-S Customer 5542	\$ 14,162.22	\$ 14,264.69	0.72%	\$ 2,115.18	\$ 2,254.01	6.56%
MGS-S Customer 5543	\$ 88,746.76	\$ 89,009.60	0.30%	\$ 9,374.63	\$ 9,616.64	2.58%
MGS-S Customer 5544	\$ 39,834.69	\$ 39,998.74	0.41%	\$ 4,905.84	\$ 5,084.56	3.64%
MGS-S Customer 5545	\$ 4,001.14	\$ 4,080.13	1.97%	\$ 1,635.24	\$ 1,741.77	6.51%
MGS-S Customer 5546	\$ 28,910.80	\$ 29,033.00	0.42%	\$ 3,009.08	\$ 3,160.67	5.04%
MGS-S Customer 5547	\$ 20,675.48	\$ 20,778.08	0.50%	\$ 2,708.72	\$ 2,830.85	4.51%
MGS-S Customer 5548	\$ 52,050.27	\$ 52,222.13	0.33%	\$ 5,258.75	\$ 5,442.43	3.49%
MGS-S Customer 5549	\$ 7,315.09	\$ 7,395.89	1.10%	\$ 1,719.73	\$ 1,827.67	6.28%
MGS-S Customer 5550	\$ 43,138.92	\$ 43,301.75	0.38%	\$ 4,852.87	\$ 5,030.98	3.67%
MGS-S Customer 5551	\$ 14,059.56	\$ 14,167.40	0.77%	\$ 2,359.03	\$ 2,501.37	6.03%
MGS-S Customer 5552	\$ 11,767.82	\$ 11,846.75	0.67%	\$ 1,635.40	\$ 1,742.13	6.53%
MGS-S Customer 5553	\$ 51,134.92	\$ 51,282.68	0.29%	\$ 4,166.77	\$ 4,334.85	4.03%
MGS-S Customer 5554	\$ 26,299.78	\$ 26,418.19	0.45%	\$ 2,838.54	\$ 2,987.75	5.26%
MGS-S Customer 5555	\$ 14,887.93	\$ 14,984.85	0.65%	\$ 1,863.98	\$ 1,999.22	7.26%
MGS-S Customer 5556	\$ 18,193.56	\$ 18,290.73	0.53%	\$ 2,462.41	\$ 2,580.99	4.82%
MGS-S Customer 5557	\$ 11,772.86	\$ 11,869.35	0.82%	\$ 1,845.31	\$ 1,980.34	7.32%

Internal Use

Customer	Bundled 8/23 Prices	Bundled 1/24 Prices	Bundled % Difference	Distribution 1/24 Prices	Distribution 8/24 Prices	Distribution % Difference
MGS-S Customer 5558	\$ 14,302.97	\$ 14,392.25	0.62%	\$ 2,103.42	\$ 2,216.79	5.39%
MGS-S Customer 5559	\$ 13,489.34	\$ 13,579.70	0.67%	\$ 2,153.39	\$ 2,267.51	5.30%
MGS-S Customer 5560	\$ 60,538.81	\$ 60,716.14	0.29%	\$ 5,508.56	\$ 5,695.95	3.40%
MGS-S Customer 5561	\$ 183,276.82	\$ 183,722.22	0.24%	\$ 17,335.03	\$ 17,798.74	2.67%
MGS-S Customer 5562	\$ 26,316.78	\$ 26,437.94	0.46%	\$ 3,559.28	\$ 3,694.24	3.79%
MGS-S Customer 5563	\$ 24,253.53	\$ 24,345.91	0.38%	\$ 2,246.06	\$ 2,361.60	5.14%
MGS-S Customer 5564	\$ 9,710.69	\$ 9,793.24	0.85%	\$ 1,803.58	\$ 1,913.01	6.07%
MGS-S Customer 5565	\$ 20,297.65	\$ 20,403.46	0.52%	\$ 2,266.40	\$ 2,407.35	6.22%
MGS-S Customer 5566	\$ 16,595.04	\$ 16,678.41	0.50%	\$ 1,837.57	\$ 1,947.26	5.97%
MGS-S Customer 5567	\$ 28,801.60	\$ 28,936.53	0.47%	\$ 4,174.31	\$ 4,317.41	3.43%
MGS-S Customer 5568	\$ 14,795.04	\$ 14,898.47	0.70%	\$ 2,158.48	\$ 2,297.92	6.46%
MGS-S Customer 5569	\$ 26,891.21	\$ 27,013.22	0.45%	\$ 2,997.35	\$ 3,148.54	5.04%
MGS-S Customer 5570	\$ 12,961.30	\$ 13,078.76	0.91%	\$ 2,793.71	\$ 2,942.16	5.31%
MGS-S Customer 5571	\$ 23,813.80	\$ 23,945.79	0.55%	\$ 3,457.86	\$ 3,616.21	4.58%
MGS-S Customer 5572	\$ 12,208.43	\$ 12,288.88	0.66%	\$ 1,707.42	\$ 1,815.42	6.33%
MGS-S Customer 5573	\$ 36,640.64	\$ 36,771.26	0.36%	\$ 3,389.28	\$ 3,546.21	4.63%
MGS-S Customer 5574	\$ 18,706.13	\$ 18,812.24	0.57%	\$ 2,280.79	\$ 2,422.01	6.19%
MGS-S Customer 5575	\$ 10,811.19	\$ 10,892.51	0.75%	\$ 1,742.13	\$ 1,850.29	6.21%
MGS-S Customer 5576	\$ 12,890.32	\$ 12,972.26	0.64%	\$ 1,772.46	\$ 1,881.21	6.14%
MGS-S Customer 5577	\$ 3,828.89	\$ 3,916.59	2.29%	\$ 1,444.96	\$ 1,574.49	8.96%
MGS-S Customer 5578	\$ 53,987.15	\$ 54,166.74	0.33%	\$ 5,612.26	\$ 5,801.22	3.37%
MGS-S Customer 5579	\$ 13,437.39	\$ 13,514.89	0.58%	\$ 1,571.46	\$ 1,677.35	6.74%
MGS-S Customer 5580	\$ 25,350.94	\$ 25,481.52	0.52%	\$ 3,388.82	\$ 3,545.83	4.63%
MGS-S Customer 5581	\$ 17,885.26	\$ 18,023.96	0.78%	\$ 3,710.98	\$ 3,886.82	4.74%
MGS-S Customer 5582	\$ 12,611.12	\$ 12,688.01	0.61%	\$ 1,543.48	\$ 1,648.95	6.83%
MGS-S Customer 5583	\$ 17,456.05	\$ 17,567.45	0.64%	\$ 2,520.54	\$ 2,665.21	5.74%
MGS-S Customer 5584	\$ 19,492.81	\$ 19,595.30	0.53%	\$ 2,115.77	\$ 2,254.57	6.56%
MGS-S Customer 5585	\$ 7,280.34	\$ 7,363.62	1.14%	\$ 1,245.94	\$ 1,372.37	10.15%
MGS-S Customer 5586	\$ 24,041.41	\$ 24,164.98	0.51%	\$ 3,073.15	\$ 3,225.80	4.97%
MGS-S Customer 5587	\$ 127,607.98	\$ 127,989.66	0.30%	\$ 14,761.50	\$ 15,080.61	2.16%
MGS-S Customer 5588	\$ 7,903.28	\$ 7,974.56	0.90%	\$ 701.04	\$ 819.60	16.91%
MGS-S Customer 5589	\$ 14,879.28	\$ 14,957.89	0.53%	\$ 1,620.52	\$ 1,727.03	6.57%
MGS-S Customer 5590	\$ 18,089.80	\$ 18,202.34	0.62%	\$ 2,571.38	\$ 2,716.70	5.65%
MGS-S Customer 5591	\$ 68,854.02	\$ 69,197.71	0.50%	\$ 13,048.67	\$ 13,343.90	2.26%
MGS-S Customer 5592	\$ 17,441.81	\$ 17,553.42	0.64%	\$ 2,530.17	\$ 2,674.97	5.72%
MGS-S Customer 5593	\$ 10,563.79	\$ 10,663.41	0.94%	\$ 1,985.75	\$ 2,122.71	6.90%
MGS-S Customer 5594	\$ 64,607.65	\$ 64,825.71	0.34%	\$ 7,291.44	\$ 7,523.13	3.18%
MGS-S Customer 5595	\$ 18,739.91	\$ 18,842.25	0.55%	\$ 2,109.28	\$ 2,248.00	6.58%
MGS-S Customer 5596	\$ 65,145.45	\$ 65,360.62	0.33%	\$ 7,217.10	\$ 7,428.47	2.93%
MGS-S Customer 5597	\$ 35,565.10	\$ 35,690.37	0.35%	\$ 3,147.96	\$ 3,301.51	4.88%

Internal Use

Customer	Bundled 8/23 Prices	Bundled 1/24 Prices	Bundled % Difference	Distribution 1/24 Prices	Distribution 8/24 Prices	Distribution % Difference
MGS-S Customer 5598	\$ 9,866.56	\$ 9,938.55	0.73%	\$ 1,321.60	\$ 1,423.89	7.74%
MGS-S Customer 5599	\$ 49,054.66	\$ 49,215.80	0.33%	\$ 4,774.18	\$ 4,951.02	3.70%
MGS-S Customer 5600	\$ 61,831.34	\$ 62,018.37	0.30%	\$ 5,947.06	\$ 6,140.64	3.26%
MGS-S Customer 5601	\$ 19,594.30	\$ 19,710.41	0.59%	\$ 2,733.25	\$ 2,880.92	5.40%
MGS-S Customer 5602	\$ 26,966.04	\$ 27,094.14	0.48%	\$ 3,278.91	\$ 3,434.51	4.75%
MGS-S Customer 5603	\$ 14,013.78	\$ 14,111.71	0.70%	\$ 2,498.65	\$ 2,617.89	4.77%
MGS-S Customer 5604	\$ 9,887.54	\$ 9,966.55	0.80%	\$ 1,638.68	\$ 1,745.44	6.51%
MGS-S Customer 5605	\$ 14,116.49	\$ 14,198.31	0.58%	\$ 1,766.64	\$ 1,875.28	6.15%
MGS-S Customer 5606	\$ 19,348.21	\$ 19,473.48	0.65%	\$ 3,146.85	\$ 3,300.32	4.88%
MGS-S Customer 5607	\$ 6,605.84	\$ 6,690.10	1.28%	\$ 1,289.05	\$ 1,416.01	9.85%
MGS-S Customer 5608	\$ 20,835.06	\$ 20,947.50	0.54%	\$ 2,567.65	\$ 2,712.97	5.66%
MGS-S Customer 5609	\$ 9,713.15	\$ 9,789.73	0.79%	\$ 1,529.34	\$ 1,634.60	6.88%
MGS-S Customer 5610	\$ 13,393.08	\$ 13,458.11	0.49%	\$ 1,004.55	\$ 1,102.19	9.72%
MGS-S Customer 5611	\$ 55,490.01	\$ 55,704.48	0.39%	\$ 7,191.75	\$ 7,403.22	2.94%
MGS-S Customer 5612	\$ 13,873.60	\$ 13,970.71	0.70%	\$ 1,871.67	\$ 2,006.95	7.23%
MGS-S Customer 5613	\$ 12,039.94	\$ 12,140.41	0.83%	\$ 2,025.42	\$ 2,163.01	6.79%
MGS-S Customer 5614	\$ 2,496.56	\$ 2,575.59	3.17%	\$ 1,053.55	\$ 1,177.26	11.74%
MGS-S Customer 5615	\$ 19,469.84	\$ 19,586.64	0.60%	\$ 2,766.38	\$ 2,914.63	5.36%
MGS-S Customer 5616	\$ 76,811.88	\$ 77,033.48	0.29%	\$ 7,519.06	\$ 7,735.49	2.88%
MGS-S Customer 5617	\$ 10,451.68	\$ 10,531.36	0.76%	\$ 1,669.94	\$ 1,777.23	6.42%
MGS-S Customer 5618	\$ 27,660.51	\$ 27,784.21	0.45%	\$ 3,077.52	\$ 3,230.11	4.96%
MGS-S Customer 5619	\$ 28,091.84	\$ 28,216.22	0.44%	\$ 3,106.40	\$ 3,259.26	4.92%
MGS-S Customer 5620	\$ 11,898.07	\$ 12,003.87	0.89%	\$ 2,265.88	\$ 2,406.85	6.22%
MGS-S Customer 5621	\$ 43,509.91	\$ 43,650.27	0.32%	\$ 3,832.08	\$ 3,995.43	4.26%
MGS-S Customer 5622	\$ 15,908.92	\$ 16,013.23	0.66%	\$ 2,198.57	\$ 2,338.57	6.37%
MGS-S Customer 5623	\$ 18,134.23	\$ 18,220.20	0.47%	\$ 1,955.32	\$ 2,066.70	5.70%
MGS-S Customer 5624	\$ 20,659.42	\$ 20,769.01	0.53%	\$ 2,435.61	\$ 2,578.84	5.88%
MGS-S Customer 5625	\$ 78,830.25	\$ 79,037.90	0.26%	\$ 6,885.52	\$ 7,092.80	3.01%
MGS-S Customer 5626	\$ 10,967.68	\$ 11,046.28	0.72%	\$ 1,621.28	\$ 1,727.86	6.57%
MGS-S Customer 5627	\$ 48,208.65	\$ 48,348.91	0.29%	\$ 3,826.02	\$ 3,989.19	4.26%
MGS-S Customer 5628	\$ 7,850.84	\$ 7,938.84	1.12%	\$ 1,457.43	\$ 1,586.71	8.87%
MGS-S Customer 5629	\$ 124,625.05	\$ 124,887.61	0.21%	\$ 9,373.92	\$ 9,616.75	2.59%
MGS-S Customer 5630	\$ 104,929.05	\$ 105,217.72	0.28%	\$ 10,560.65	\$ 10,820.72	2.46%
MGS-S Customer 5631	\$ 258,688.52	\$ 259,191.03	0.19%	\$ 20,243.76	\$ 20,641.72	1.97%
MGS-S Customer 5632	\$ 43,985.69	\$ 44,123.71	0.31%	\$ 4,313.77	\$ 4,458.82	3.36%
MGS-S Customer 5633	\$ 26,505.39	\$ 26,629.72	0.47%	\$ 3,102.26	\$ 3,254.95	4.92%
MGS-S Customer 5634	\$ 31,499.84	\$ 31,625.26	0.40%	\$ 3,154.98	\$ 3,308.65	4.87%
MGS-S Customer 5635	\$ 14,863.40	\$ 14,971.49	0.73%	\$ 2,371.23	\$ 2,513.81	6.01%
MGS-S Customer 5636	\$ 23,533.44	\$ 23,667.95	0.57%	\$ 3,567.79	\$ 3,727.40	4.47%
MGS-S Customer 5637	\$ 43,991.03	\$ 44,129.81	0.32%	\$ 4,346.83	\$ 4,492.26	3.35%

Customer	Bundled 8/23 Prices	Bundled 1/24 Prices	Bundled % Difference	Distribution 1/24 Prices	Distribution 8/24 Prices	Distribution % Difference
MGS-S Customer 5638	\$ 11,083.85	\$ 11,177.27	0.84%	\$ 1,706.20	\$ 1,839.24	7.80%
MGS-S Customer 5639	\$ 28,635.48	\$ 28,757.49	0.43%	\$ 3,000.53	\$ 3,152.00	5.05%
MGS-S Customer 5640	\$ 28,443.53	\$ 28,568.79	0.44%	\$ 3,148.94	\$ 3,302.59	4.88%
MGS-S Customer 5641	\$ 11,370.18	\$ 11,463.00	0.82%	\$ 1,676.62	\$ 1,809.09	7.90%
MGS-S Customer 5642	\$ 27,160.24	\$ 27,278.97	0.44%	\$ 2,851.61	\$ 3,000.95	5.24%
MGS-S Customer 5643	\$ 8,249.17	\$ 8,339.23	1.09%	\$ 2,142.24	\$ 2,256.39	5.33%
MGS-S Customer 5644	\$ 10,922.92	\$ 11,016.20	0.85%	\$ 1,699.24	\$ 1,832.15	7.82%
MGS-S Customer 5645	\$ 13,745.41	\$ 13,836.35	0.66%	\$ 2,179.27	\$ 2,293.74	5.25%
MGS-S Customer 5646	\$ 10,379.28	\$ 10,455.69	0.74%	\$ 1,522.15	\$ 1,627.33	6.91%
MGS-S Customer 5647	\$ 41,394.95	\$ 41,541.22	0.35%	\$ 4,099.97	\$ 4,267.18	4.08%
MGS-S Customer 5648	\$ 19,023.96	\$ 19,137.09	0.59%	\$ 2,598.52	\$ 2,744.25	5.61%
MGS-S Customer 5649	\$ 18,870.66	\$ 18,955.26	0.45%	\$ 1,893.16	\$ 2,003.63	5.84%
MGS-S Customer 5650	\$ 50,905.61	\$ 51,054.78	0.29%	\$ 4,231.31	\$ 4,400.35	3.99%
MGS-S Customer 5651	\$ 8,801.77	\$ 8,878.06	0.87%	\$ 1,518.17	\$ 1,623.39	6.93%
MGS-S Customer 5652	\$ 47,633.91	\$ 47,792.60	0.33%	\$ 4,664.62	\$ 4,839.99	3.76%
MGS-S Customer 5653	\$ 22,578.22	\$ 22,671.67	0.41%	\$ 2,293.62	\$ 2,409.79	5.06%
MGS-S Customer 5654	\$ 170,580.22	\$ 170,990.31	0.24%	\$ 15,881.99	\$ 16,273.10	2.46%
MGS-S Customer 5655	\$ 13,709.93	\$ 13,797.38	0.64%	\$ 2,025.30	\$ 2,137.87	5.56%
MGS-S Customer 5656	\$ 62,671.64	\$ 62,860.05	0.30%	\$ 6,010.02	\$ 6,204.52	3.24%
MGS-S Customer 5657	\$ 16,264.93	\$ 16,371.31	0.65%	\$ 2,290.97	\$ 2,432.22	6.17%
MGS-S Customer 5658	\$ 11,943.28	\$ 12,024.16	0.68%	\$ 1,725.65	\$ 1,833.80	6.27%
MGS-S Customer 5659	\$ 8,435.21	\$ 8,521.45	1.02%	\$ 1,378.35	\$ 1,506.57	9.30%
MGS-S Customer 5660	\$ 13,865.93	\$ 13,964.25	0.71%	\$ 2,514.34	\$ 2,633.66	4.75%
MGS-S Customer 5661	\$ 21,505.11	\$ 21,631.04	0.59%	\$ 3,178.88	\$ 3,332.97	4.85%
MGS-S Customer 5662	\$ 47,391.02	\$ 47,531.67	0.30%	\$ 3,845.66	\$ 4,009.23	4.25%
MGS-S Customer 5663	\$ 16,170.11	\$ 16,277.95	0.67%	\$ 2,357.84	\$ 2,500.10	6.03%
MGS-S Customer 5664	\$ 16,060.60	\$ 16,152.76	0.57%	\$ 2,234.87	\$ 2,350.16	5.16%
MGS-S Customer 5665	\$ 18,931.61	\$ 19,034.44	0.54%	\$ 2,130.85	\$ 2,269.85	6.52%
MGS-S Customer 5666	\$ 9,512.50	\$ 9,612.19	1.05%	\$ 1,989.91	\$ 2,126.97	6.89%
MGS-S Customer 5667	\$ 21,967.11	\$ 22,062.30	0.43%	\$ 2,373.31	\$ 2,490.66	4.94%
MGS-S Customer 5668	\$ 195,851.02	\$ 196,238.27	0.20%	\$ 15,023.05	\$ 15,346.55	2.15%
MGS-S Customer 5669	\$ 6,498.98	\$ 6,568.83	1.07%	\$ 1,224.47	\$ 1,325.36	8.24%
MGS-S Customer 5670	\$ 14,356.86	\$ 14,455.78	0.69%	\$ 1,954.58	\$ 2,091.12	6.99%
MGS-S Customer 5671	\$ 12,287.90	\$ 12,364.76	0.63%	\$ 1,542.16	\$ 1,647.61	6.84%
MGS-S Customer 5672	\$ 10,940.70	\$ 11,042.13	0.93%	\$ 2,066.79	\$ 2,204.85	6.68%
MGS-S Customer 5673	\$ 8,140.54	\$ 8,236.13	1.17%	\$ 1,805.01	\$ 1,939.51	7.45%
MGS-S Customer 5674	\$ 22,412.36	\$ 22,520.27	0.48%	\$ 2,945.76	\$ 3,071.03	4.25%
MGS-S Customer 5675	\$ 12,925.66	\$ 13,054.47	1.00%	\$ 3,306.83	\$ 3,462.55	4.71%
MGS-S Customer 5676	\$ 24,735.79	\$ 24,864.09	0.52%	\$ 3,282.38	\$ 3,437.66	4.73%
MGS-S Customer 5677	\$ 11,954.86	\$ 12,058.98	0.87%	\$ 2,189.54	\$ 2,329.40	6.39%

Internal Use

Customer	Bundled 8/23 Prices	Bundled 1/24 Prices	Bundled % Difference	Distribution 1/24 Prices	Distribution 8/24 Prices	Distribution % Difference
MGS-S Customer 5678	\$ 10,743.92	\$ 10,836.02	0.86%	\$ 1,645.08	\$ 1,777.18	8.03%
MGS-S Customer 5679	\$ 36,616.95	\$ 36,750.25	0.36%	\$ 3,512.74	\$ 3,671.57	4.52%
MGS-S Customer 5680	\$ 23,576.16	\$ 23,706.99	0.55%	\$ 3,392.20	\$ 3,551.68	4.70%
MGS-S Customer 5681	\$ 60,786.21	\$ 60,994.22	0.34%	\$ 6,889.15	\$ 7,096.15	3.00%
MGS-S Customer 5682	\$ 559.56	\$ 614.52	9.82%	\$ 549.54	\$ 640.78	16.60%
MGS-S Customer 5683	\$ 8,741.27	\$ 8,839.65	1.13%	\$ 1,929.54	\$ 2,065.69	7.06%
MGS-S Customer 5684	\$ 45,178.02	\$ 45,348.42	0.38%	\$ 5,193.10	\$ 5,375.87	3.52%
MGS-S Customer 5685	\$ 14,730.87	\$ 14,827.68	0.66%	\$ 1,858.69	\$ 1,993.84	7.27%
MGS-S Customer 5686	\$ 19,326.88	\$ 19,441.28	0.59%	\$ 2,656.65	\$ 2,803.28	5.52%
MGS-S Customer 5687	\$ 21,777.48	\$ 21,897.29	0.55%	\$ 2,901.59	\$ 3,051.69	5.17%
MGS-S Customer 5688	\$ 27,345.03	\$ 27,491.76	0.54%	\$ 4,122.23	\$ 4,289.82	4.07%
MGS-S Customer 5689	\$ 13,154.42	\$ 13,250.96	0.73%	\$ 1,845.55	\$ 1,980.44	7.31%
MGS-S Customer 5690	\$ 24,819.53	\$ 24,943.71	0.50%	\$ 3,099.63	\$ 3,252.56	4.93%
MGS-S Customer 5691	\$ 11,037.93	\$ 11,137.39	0.90%	\$ 1,979.66	\$ 2,116.62	6.92%
MGS-S Customer 5692	\$ 18,576.42	\$ 18,682.80	0.57%	\$ 2,292.30	\$ 2,433.65	6.17%
MGS-S Customer 5693	\$ 10,830.46	\$ 10,922.04	0.85%	\$ 1,621.42	\$ 1,753.16	8.12%
MGS-S Customer 5694	\$ 94,635.04	\$ 94,850.89	0.23%	\$ 7,248.16	\$ 7,462.62	2.96%
MGS-S Customer 5695	\$ 9,527.25	\$ 9,609.31	0.86%	\$ 1,777.92	\$ 1,886.75	6.12%
MGS-S Customer 5696	\$ 13,450.85	\$ 13,538.05	0.65%	\$ 2,010.47	\$ 2,122.59	5.58%
MGS-S Customer 5697	\$ 40,642.94	\$ 40,792.35	0.37%	\$ 4,238.70	\$ 4,407.61	3.98%
MGS-S Customer 5698	\$ 10,118.93	\$ 10,200.01	0.80%	\$ 1,732.65	\$ 1,840.76	6.24%
MGS-S Customer 5699	\$ 4,522.89	\$ 4,615.51	2.05%	\$ 1,668.31	\$ 1,800.69	7.93%
MGS-S Customer 5700	\$ 16,179.60	\$ 16,262.63	0.51%	\$ 1,821.57	\$ 1,930.99	6.01%
MGS-S Customer 5701	\$ 36,674.51	\$ 36,758.37	0.23%	\$ 1,270.44	\$ 1,397.09	9.97%
MGS-S Customer 5702	\$ 12,882.25	\$ 12,981.60	0.77%	\$ 1,972.30	\$ 2,108.99	6.93%
MGS-S Customer 5703	\$ 9,672.37	\$ 9,745.18	0.75%	\$ 1,359.62	\$ 1,462.51	7.57%
MGS-S Customer 5704	\$ 10,361.65	\$ 10,459.26	0.94%	\$ 1,895.32	\$ 2,031.02	7.16%
MGS-S Customer 5705	\$ 14,552.94	\$ 14,637.10	0.58%	\$ 1,872.27	\$ 1,982.39	5.88%
MGS-S Customer 5706	\$ 117,235.64	\$ 117,808.00	0.49%	\$ 22,857.12	\$ 23,467.92	2.67%
MGS-S Customer 5707	\$ 70,054.51	\$ 70,289.12	0.33%	\$ 8,092.41	\$ 8,315.88	2.76%
MGS-S Customer 5708	\$ 17,368.82	\$ 17,462.02	0.54%	\$ 2,282.09	\$ 2,398.10	5.08%
MGS-S Customer 5709	\$ 1,348.36	\$ 1,421.78	5.45%	\$ 797.76	\$ 917.68	15.03%
MGS-S Customer 5710	\$ 14,065.07	\$ 14,152.31	0.62%	\$ 2,011.42	\$ 2,123.50	5.57%
MGS-S Customer 5711	\$ 6,813.78	\$ 6,898.29	1.24%	\$ 1,302.59	\$ 1,429.86	9.77%
MGS-S Customer 5712	\$ 13,706.79	\$ 13,783.12	0.56%	\$ 1,517.32	\$ 1,622.36	6.92%
MGS-S Customer 5713	\$ 41,930.35	\$ 42,144.69	0.51%	\$ 7,006.67	\$ 7,272.30	3.79%
MGS-S Customer 5714	\$ 13,843.44	\$ 13,956.93	0.82%	\$ 2,613.54	\$ 2,759.42	5.58%
MGS-S Customer 5715	\$ 14,423.66	\$ 14,530.51	0.74%	\$ 2,314.74	\$ 2,456.49	6.12%
MGS-S Customer 5716	\$ 16,354.82	\$ 16,453.08	0.60%	\$ 1,922.41	\$ 2,058.34	7.07%
MGS-S Customer 5717	\$ 28,751.66	\$ 28,841.54	0.31%	\$ 2,131.60	\$ 2,245.44	5.34%

Internal Use

Customer	Bundled 8/23 Prices	Bundled 1/24 Prices	Bundled % Difference	Distribution 1/24 Prices	Distribution 8/24 Prices	Distribution % Difference
MGS-S Customer 5718	\$ 20,343.49	\$ 20,464.74	0.60%	\$ 2,964.46	\$ 3,115.32	5.09%
MGS-S Customer 5719	\$ 629.76	\$ 701.04	11.32%	\$ 701.04	\$ 819.60	16.91%
MGS-S Customer 5720	\$ 10,793.32	\$ 10,880.40	0.81%	\$ 2,005.38	\$ 2,117.44	5.59%
MGS-S Customer 5721	\$ 10,621.58	\$ 10,715.70	0.89%	\$ 1,736.56	\$ 1,869.93	7.68%
MGS-S Customer 5722	\$ 483.84	\$ 538.56	11.31%	\$ 538.56	\$ 629.64	16.91%
MGS-S Customer 5723	\$ 154,355.84	\$ 154,698.29	0.22%	\$ 12,925.76	\$ 13,242.62	2.45%
MGS-S Customer 5724	\$ 12,728.83	\$ 12,876.29	1.16%	\$ 4,159.65	\$ 4,328.09	4.05%
MGS-S Customer 5725	\$ 36,977.67	\$ 37,125.14	0.40%	\$ 4,153.49	\$ 4,321.39	4.04%
MGS-S Customer 5726	\$ 18,396.93	\$ 18,500.35	0.56%	\$ 2,750.28	\$ 2,873.31	4.47%
MGS-S Customer 5727	\$ 10,273.02	\$ 10,357.18	0.82%	\$ 1,877.87	\$ 1,988.44	5.89%
MGS-S Customer 5728	\$ 11,084.19	\$ 11,180.15	0.87%	\$ 1,819.87	\$ 1,954.42	7.39%
MGS-S Customer 5729	\$ 27,335.05	\$ 27,488.97	0.56%	\$ 4,439.84	\$ 4,611.41	3.86%
MGS-S Customer 5730	\$ 12,566.37	\$ 12,659.46	0.74%	\$ 1,689.26	\$ 1,821.94	7.85%
MGS-S Customer 5731	\$ 9,761.96	\$ 9,856.77	0.97%	\$ 1,768.71	\$ 1,902.63	7.57%
MGS-S Customer 5732	\$ 7,942.97	\$ 8,031.33	1.11%	\$ 1,475.28	\$ 1,604.92	8.79%
MGS-S Customer 5733	\$ 19,913.12	\$ 20,023.18	0.55%	\$ 2,460.59	\$ 2,604.46	5.85%
MGS-S Customer 5734	\$ 11,107.23	\$ 11,211.71	0.94%	\$ 2,206.98	\$ 2,347.17	6.35%
MGS-S Customer 5735	\$ 78,797.44	\$ 79,009.74	0.27%	\$ 7,092.13	\$ 7,302.05	2.96%
MGS-S Customer 5736	\$ 11,487.96	\$ 11,574.22	0.75%	\$ 1,969.41	\$ 2,081.07	5.67%
MGS-S Customer 5737	\$ 93,619.50	\$ 93,866.10	0.26%	\$ 8,595.26	\$ 8,844.76	2.90%
MGS-S Customer 5738	\$ 19,188.11	\$ 19,298.22	0.57%	\$ 2,462.32	\$ 2,606.17	5.84%
MGS-S Customer 5739	\$ 20,209.99	\$ 20,317.19	0.53%	\$ 2,329.02	\$ 2,470.86	6.09%
MGS-S Customer 5740	\$ 14,338.92	\$ 14,475.11	0.95%	\$ 3,641.56	\$ 3,802.11	4.41%
MGS-S Customer 5741	\$ 48,781.00	\$ 48,943.89	0.33%	\$ 4,818.10	\$ 5,006.33	3.91%
MGS-S Customer 5742	\$ 18,668.41	\$ 18,780.92	0.60%	\$ 2,568.13	\$ 2,713.29	5.65%
MGS-S Customer 5743	\$ 12,013.32	\$ 12,106.02	0.77%	\$ 2,255.03	\$ 2,370.30	5.11%
MGS-S Customer 5744	\$ 13,902.07	\$ 14,001.88	0.72%	\$ 1,994.06	\$ 2,131.11	6.87%
MGS-S Customer 5745	\$ 11,293.11	\$ 11,392.12	0.88%	\$ 1,958.11	\$ 2,094.66	6.97%
MGS-S Customer 5746	\$ 52,986.78	\$ 53,147.73	0.30%	\$ 4,766.00	\$ 4,942.75	3.71%
MGS-S Customer 5747	\$ 8,673.71	\$ 8,766.03	1.06%	\$ 1,654.51	\$ 1,786.70	7.99%
MGS-S Customer 5748	\$ 5,514.17	\$ 5,601.23	1.58%	\$ 1,417.52	\$ 1,546.41	9.09%
MGS-S Customer 5749	\$ 14,292.92	\$ 14,399.87	0.75%	\$ 2,317.93	\$ 2,459.66	6.11%
MGS-S Customer 5750	\$ 9,130.00	\$ 9,221.95	1.01%	\$ 1,635.20	\$ 1,766.92	8.06%
MGS-S Customer 5751	\$ 15,331.78	\$ 15,427.88	0.63%	\$ 1,826.29	\$ 1,960.97	7.37%
MGS-S Customer 5752	\$ 40,148.43	\$ 40,270.10	0.30%	\$ 3,573.74	\$ 3,708.32	3.77%
MGS-S Customer 5753	\$ 13,534.46	\$ 13,614.34	0.59%	\$ 1,678.58	\$ 1,785.96	6.40%
MGS-S Customer 5754	\$ 8,076.60	\$ 8,163.79	1.08%	\$ 1,421.75	\$ 1,550.61	9.06%
MGS-S Customer 5755	\$ 10,854.45	\$ 10,932.69	0.72%	\$ 1,605.54	\$ 1,711.93	6.63%
MGS-S Customer 5756	\$ 195,070.98	\$ 195,373.22	0.15%	\$ 11,167.16	\$ 11,435.27	2.40%
MGS-S Customer 5757	\$ 27,469.82	\$ 27,600.42	0.48%	\$ 3,391.93	\$ 3,549.15	4.64%

Internal Use

Customer	Bundled 8/23 Prices	Bundled 1/24 Prices	Bundled % Difference	Distribution 1/24 Prices	Distribution 8/24 Prices	Distribution % Difference
MGS-S Customer 5758	\$ 30,312.40	\$ 30,482.24	0.56%	\$ 5,165.44	\$ 5,347.69	3.53%
MGS-S Customer 5759	\$ 76,245.31	\$ 76,441.78	0.26%	\$ 6,376.20	\$ 6,575.99	3.13%
MGS-S Customer 5760	\$ 17,325.38	\$ 17,413.27	0.51%	\$ 2,041.69	\$ 2,154.22	5.51%
MGS-S Customer 5761	\$ 10,639.73	\$ 10,721.10	0.76%	\$ 1,746.56	\$ 1,854.91	6.20%
MGS-S Customer 5762	\$ 18,170.31	\$ 18,275.25	0.58%	\$ 2,814.49	\$ 2,938.11	4.39%
MGS-S Customer 5763	\$ 9,702.28	\$ 9,796.03	0.97%	\$ 1,719.71	\$ 1,852.84	7.74%
MGS-S Customer 5764	\$ 19,271.54	\$ 19,382.84	0.58%	\$ 2,514.88	\$ 2,659.41	5.75%
MGS-S Customer 5765	\$ 10,402.23	\$ 10,500.89	0.95%	\$ 1,941.56	\$ 2,077.82	7.02%
MGS-S Customer 5766	\$ 14,993.57	\$ 15,090.95	0.65%	\$ 1,883.29	\$ 2,018.70	7.19%
MGS-S Customer 5767	\$ 24,176.65	\$ 24,271.42	0.39%	\$ 2,352.27	\$ 2,469.20	4.97%
MGS-S Customer 5768	\$ 14,462.44	\$ 14,553.39	0.63%	\$ 1,592.30	\$ 1,723.59	8.25%
MGS-S Customer 5769	\$ 10,866.51	\$ 10,955.52	0.82%	\$ 1,504.52	\$ 1,634.56	8.64%
MGS-S Customer 5770	\$ 11,622.56	\$ 11,702.45	0.69%	\$ 1,679.71	\$ 1,787.13	6.40%
MGS-S Customer 5771	\$ 14,355.84	\$ 14,438.44	0.58%	\$ 1,803.21	\$ 1,912.46	6.06%
MGS-S Customer 5772	\$ 81,985.83	\$ 82,182.20	0.24%	\$ 6,371.25	\$ 6,570.94	3.13%
MGS-S Customer 5773	\$ 8,746.43	\$ 8,843.78	1.11%	\$ 1,883.27	\$ 2,018.76	7.19%
MGS-S Customer 5774	\$ 10,270.07	\$ 10,366.49	0.94%	\$ 1,838.78	\$ 1,973.51	7.33%
MGS-S Customer 5775	\$ 7,371.89	\$ 7,444.61	0.99%	\$ 1,357.33	\$ 1,460.32	7.59%
MGS-S Customer 5776	\$ 14,560.41	\$ 14,633.90	0.50%	\$ 1,389.51	\$ 1,492.76	7.43%
MGS-S Customer 5777	\$ 62,599.50	\$ 62,779.35	0.29%	\$ 5,623.99	\$ 5,813.11	3.36%
MGS-S Customer 5778	\$ 5,906.81	\$ 5,976.25	1.18%	\$ 1,207.23	\$ 1,307.98	8.35%
MGS-S Customer 5779	\$ 13,211.87	\$ 13,309.81	0.74%	\$ 1,909.77	\$ 2,045.63	7.11%
MGS-S Customer 5780	\$ 17,317.84	\$ 17,422.11	0.60%	\$ 2,196.40	\$ 2,336.36	6.37%
MGS-S Customer 5781	\$ 4,934.30	\$ 4,997.94	1.29%	\$ 943.00	\$ 1,039.86	10.27%
MGS-S Customer 5782	\$ 13,728.61	\$ 13,852.22	0.90%	\$ 2,991.10	\$ 3,168.45	5.93%
MGS-S Customer 5783	\$ 184,229.96	\$ 184,601.57	0.20%	\$ 14,309.55	\$ 14,622.53	2.19%
MGS-S Customer 5784	\$ 11,114.14	\$ 11,197.59	0.75%	\$ 1,844.17	\$ 1,954.16	5.96%
MGS-S Customer 5785	\$ 34,920.01	\$ 35,051.57	0.38%	\$ 3,434.94	\$ 3,592.72	4.59%
MGS-S Customer 5786	\$ 13,745.34	\$ 13,840.66	0.69%	\$ 1,789.98	\$ 1,924.07	7.49%
MGS-S Customer 5787	\$ 8,489.29	\$ 8,569.13	0.94%	\$ 1,681.55	\$ 1,789.29	6.41%
MGS-S Customer 5788	\$ 33,363.40	\$ 33,504.54	0.42%	\$ 3,866.46	\$ 4,030.24	4.24%
MGS-S Customer 5789	\$ 12,764.40	\$ 12,864.65	0.79%	\$ 2,014.31	\$ 2,151.69	6.82%
MGS-S Customer 5790	\$ 15,519.93	\$ 15,597.54	0.50%	\$ 1,575.90	\$ 1,681.81	6.72%
MGS-S Customer 5791	\$ 18,965.42	\$ 19,074.59	0.58%	\$ 2,418.66	\$ 2,561.81	5.92%
MGS-S Customer 5792	\$ 57,288.58	\$ 57,448.02	0.28%	\$ 4,697.15	\$ 4,872.91	3.74%
MGS-S Customer 5793	\$ 48,664.49	\$ 48,822.19	0.32%	\$ 4,620.03	\$ 4,794.80	3.78%
MGS-S Customer 5794	\$ 14,294.31	\$ 14,397.17	0.72%	\$ 2,132.66	\$ 2,271.71	6.52%
MGS-S Customer 5795	\$ 9,558.75	\$ 9,654.38	1.00%	\$ 1,804.81	\$ 1,939.17	7.44%
MGS-S Customer 5796	\$ 38,210.02	\$ 38,362.46	0.40%	\$ 4,379.13	\$ 4,550.26	3.91%
MGS-S Customer 5797	\$ 46,708.42	\$ 46,866.16	0.34%	\$ 4,623.64	\$ 4,798.60	3.78%

Customer	Bundled 8/23 Prices	Bundled 1/24 Prices	Bundled % Difference	Distribution 1/24 Prices	Distribution 8/24 Prices	Distribution % Difference
MGS-S Customer 5798	\$ 17,784.96	\$ 17,894.20	0.61%	\$ 2,421.13	\$ 2,564.26	5.91%
MGS-S Customer 5799	\$ 9,560.73	\$ 9,637.86	0.81%	\$ 1,554.98	\$ 1,660.65	6.80%
MGS-S Customer 5800	\$ 19,437.83	\$ 19,536.24	0.51%	\$ 1,930.71	\$ 2,066.86	7.05%
MGS-S Customer 5801	\$ 40,362.52	\$ 40,535.80	0.43%	\$ 5,324.65	\$ 5,509.39	3.47%
MGS-S Customer 5802	\$ 5,496.63	\$ 5,567.42	1.29%	\$ 1,269.66	\$ 1,371.38	8.01%
MGS-S Customer 5803	\$ 10,422.50	\$ 10,499.29	0.74%	\$ 1,538.39	\$ 1,643.75	6.85%
MGS-S Customer 5804	\$ 8,118.26	\$ 8,214.36	1.18%	\$ 1,825.31	\$ 1,959.92	7.37%
MGS-S Customer 5805	\$ 24,887.06	\$ 25,011.67	0.50%	\$ 3,118.27	\$ 3,271.42	4.91%
MGS-S Customer 5806	\$ 20,115.23	\$ 20,222.99	0.54%	\$ 2,354.61	\$ 2,496.82	6.04%
MGS-S Customer 5807	\$ 9,785.36	\$ 9,898.92	1.16%	\$ 2,617.50	\$ 2,763.49	5.58%
MGS-S Customer 5808	\$ 18,231.60	\$ 18,344.02	0.62%	\$ 2,566.28	\$ 2,711.56	5.66%
MGS-S Customer 5809	\$ 20,097.86	\$ 20,184.77	0.43%	\$ 1,998.54	\$ 2,110.55	5.60%
MGS-S Customer 5810	\$ 8,215.44	\$ 8,292.07	0.93%	\$ 1,535.99	\$ 1,641.65	6.88%
MGS-S Customer 5811	\$ 13,598.31	\$ 13,693.08	0.70%	\$ 1,765.02	\$ 1,898.74	7.58%
MGS-S Customer 5812	\$ 23,485.46	\$ 23,601.13	0.49%	\$ 2,712.46	\$ 2,859.77	5.43%
MGS-S Customer 5813	\$ 26,188.32	\$ 26,321.38	0.51%	\$ 3,500.57	\$ 3,659.12	4.53%
MGS-S Customer 5814	\$ 37,172.51	\$ 37,308.49	0.37%	\$ 3,632.39	\$ 3,792.77	4.42%
MGS-S Customer 5815	\$ 24,078.11	\$ 24,204.42	0.52%	\$ 3,195.50	\$ 3,349.74	4.83%
MGS-S Customer 5816	\$ 15,727.35	\$ 15,828.91	0.65%	\$ 2,071.41	\$ 2,209.45	6.66%
MGS-S Customer 5817	\$ 61,150.13	\$ 61,325.42	0.29%	\$ 5,415.18	\$ 5,601.17	3.43%
MGS-S Customer 5818	\$ 7,844.70	\$ 7,916.73	0.92%	\$ 1,321.89	\$ 1,424.09	7.73%
MGS-S Customer 5819	\$ 79,916.43	\$ 80,138.80	0.28%	\$ 7,521.51	\$ 7,744.70	2.97%
MGS-S Customer 5820	\$ 8,427.45	\$ 8,515.16	1.04%	\$ 1,445.14	\$ 1,574.31	8.94%
MGS-S Customer 5821	\$ 24,573.32	\$ 24,680.46	0.44%	\$ 2,326.55	\$ 2,468.36	6.10%
MGS-S Customer 5822	\$ 20,875.69	\$ 20,976.74	0.48%	\$ 2,637.83	\$ 2,758.88	4.59%
MGS-S Customer 5823	\$ 12,873.35	\$ 12,979.58	0.83%	\$ 2,284.78	\$ 2,425.98	6.18%
MGS-S Customer 5824	\$ 8,657.35	\$ 8,757.18	1.15%	\$ 1,996.32	\$ 2,133.52	6.87%
MGS-S Customer 5825	\$ 10,264.71	\$ 10,341.13	0.74%	\$ 1,521.48	\$ 1,626.56	6.91%
MGS-S Customer 5826	\$ 87,236.92	\$ 87,454.62	0.25%	\$ 7,337.52	\$ 7,551.03	2.91%
MGS-S Customer 5827	\$ 25,530.67	\$ 25,647.22	0.46%	\$ 2,753.29	\$ 2,901.23	5.37%
MGS-S Customer 5828	\$ 9,640.62	\$ 9,726.49	0.89%	\$ 1,950.11	\$ 2,061.35	5.70%
MGS-S Customer 5829	\$ 32,687.55	\$ 32,824.20	0.42%	\$ 3,580.84	\$ 3,766.54	5.19%
MGS-S Customer 5830	\$ 20,230.09	\$ 20,342.64	0.56%	\$ 2,570.53	\$ 2,715.76	5.65%
MGS-S Customer 5831	\$ 74,907.05	\$ 75,118.60	0.28%	\$ 7,063.10	\$ 7,272.98	2.97%
MGS-S Customer 5832	\$ 24,047.08	\$ 24,172.58	0.52%	\$ 3,119.36	\$ 3,284.41	5.29%
MGS-S Customer 5833	\$ 38,476.95	\$ 38,611.10	0.35%	\$ 3,549.71	\$ 3,708.96	4.49%
MGS-S Customer 5834	\$ 6,308.96	\$ 6,372.20	1.00%	\$ 923.19	\$ 1,019.69	10.45%
MGS-S Customer 5835	\$ 21,761.40	\$ 21,894.79	0.61%	\$ 3,515.31	\$ 3,674.06	4.52%
MGS-S Customer 5836	\$ 7,312.24	\$ 7,388.74	1.05%	\$ 1,529.53	\$ 1,635.06	6.90%
MGS-S Customer 5837	\$ 51,604.47	\$ 51,769.87	0.32%	\$ 4,967.16	\$ 5,146.75	3.62%

Internal Use

Customer	Bundled 8/23 Prices	Bundled 1/24 Prices	Bundled % Difference	Distribution 1/24 Prices	Distribution 8/24 Prices	Distribution % Difference
MGS-S Customer 5838	\$ 15,239.86	\$ 15,329.21	0.59%	\$ 2,110.03	\$ 2,223.71	5.39%
MGS-S Customer 5839	\$ 11,861.39	\$ 11,951.84	0.76%	\$ 2,163.58	\$ 2,278.29	5.30%
MGS-S Customer 5840	\$ 14,084.39	\$ 14,184.81	0.71%	\$ 2,021.43	\$ 2,158.86	6.80%
MGS-S Customer 5841	\$ 15,692.78	\$ 15,795.31	0.65%	\$ 2,116.76	\$ 2,255.51	6.55%
MGS-S Customer 5842	\$ 12,193.19	\$ 12,293.34	0.82%	\$ 2,009.74	\$ 2,147.03	6.83%
MGS-S Customer 5843	\$ 13,935.56	\$ 14,018.17	0.59%	\$ 1,802.41	\$ 1,911.57	6.06%
MGS-S Customer 5844	\$ 59,309.44	\$ 59,484.95	0.30%	\$ 5,388.05	\$ 5,587.05	3.69%
MGS-S Customer 5845	\$ 9,070.93	\$ 9,145.10	0.82%	\$ 1,420.23	\$ 1,523.91	7.30%
MGS-S Customer 5846	\$ 12,023.01	\$ 12,110.00	0.72%	\$ 1,999.48	\$ 2,111.35	5.59%
MGS-S Customer 5847	\$ 25,502.94	\$ 25,622.84	0.47%	\$ 2,905.34	\$ 3,055.50	5.17%
MGS-S Customer 5848	\$ 19,411.74	\$ 19,521.51	0.57%	\$ 2,444.32	\$ 2,587.73	5.87%
MGS-S Customer 5849	\$ 9,744.69	\$ 9,831.39	0.89%	\$ 1,398.09	\$ 1,526.50	9.18%
MGS-S Customer 5850	\$ 9,227.62	\$ 9,326.44	1.07%	\$ 1,950.43	\$ 2,086.96	7.00%
MGS-S Customer 5851	\$ 41,139.45	\$ 41,271.79	0.32%	\$ 3,468.66	\$ 3,626.79	4.56%
MGS-S Customer 5852	\$ 9,730.64	\$ 9,819.03	0.91%	\$ 1,476.59	\$ 1,606.25	8.78%
MGS-S Customer 5853	\$ 25,251.71	\$ 25,373.78	0.48%	\$ 3,002.59	\$ 3,154.03	5.04%
MGS-S Customer 5854	\$ 13,238.66	\$ 13,323.61	0.64%	\$ 1,909.60	\$ 2,020.34	5.80%
MGS-S Customer 5855	\$ 14,309.78	\$ 14,409.95	0.70%	\$ 2,010.61	\$ 2,147.92	6.83%
MGS-S Customer 5856	\$ 19,114.17	\$ 19,232.97	0.62%	\$ 2,821.26	\$ 2,980.65	5.65%
MGS-S Customer 5857	\$ 229,566.76	\$ 229,925.20	0.16%	\$ 13,714.58	\$ 14,019.18	2.22%
MGS-S Customer 5858	\$ 9,272.71	\$ 9,369.23	1.04%	\$ 1,845.09	\$ 1,980.01	7.31%
MGS-S Customer 5859	\$ 34,873.09	\$ 35,014.16	0.40%	\$ 3,864.89	\$ 4,028.76	4.24%
MGS-S Customer 5860	\$ 5,352.38	\$ 5,433.08	1.51%	\$ 1,128.77	\$ 1,253.48	11.05%
MGS-S Customer 5861	\$ 41,367.19	\$ 41,519.87	0.37%	\$ 4,389.55	\$ 4,560.82	3.90%
MGS-S Customer 5862	\$ 12,150.75	\$ 12,250.82	0.82%	\$ 2,007.18	\$ 2,144.51	6.84%
MGS-S Customer 5863	\$ 46,999.56	\$ 47,167.27	0.36%	\$ 5,071.99	\$ 5,253.11	3.57%
MGS-S Customer 5864	\$ 64,411.74	\$ 64,627.31	0.33%	\$ 7,243.44	\$ 7,455.76	2.93%
MGS-S Customer 5865	\$ 35,712.39	\$ 35,854.61	0.40%	\$ 3,915.38	\$ 4,079.84	4.20%
MGS-S Customer 5866	\$ 234,513.09	\$ 234,990.81	0.20%	\$ 19,048.44	\$ 19,457.80	2.15%
MGS-S Customer 5867	\$ 23,322.38	\$ 23,410.98	0.38%	\$ 2,074.06	\$ 2,187.10	5.45%
MGS-S Customer 5868	\$ 55,281.20	\$ 55,443.69	0.29%	\$ 4,835.09	\$ 5,012.78	3.68%
MGS-S Customer 5869	\$ 17,642.95	\$ 17,787.49	0.82%	\$ 3,968.84	\$ 4,151.65	4.61%
MGS-S Customer 5870	\$ 13,717.31	\$ 13,814.69	0.71%	\$ 2,472.73	\$ 2,591.53	4.80%
MGS-S Customer 5871	\$ 10,403.77	\$ 10,478.76	0.72%	\$ 1,457.19	\$ 1,561.43	7.15%
MGS-S Customer 5872	\$ 91,097.26	\$ 91,309.34	0.23%	\$ 7,082.39	\$ 7,292.23	2.96%
MGS-S Customer 5873	\$ 7,583.73	\$ 7,656.11	0.95%	\$ 1,340.05	\$ 1,442.68	7.66%
MGS-S Customer 5874	\$ 30,119.45	\$ 30,243.95	0.41%	\$ 3,113.65	\$ 3,266.77	4.92%
MGS-S Customer 5875	\$ 10,066.22	\$ 10,176.12	1.09%	\$ 2,449.22	\$ 2,592.62	5.85%
MGS-S Customer 5876	\$ 22,974.62	\$ 23,096.46	0.53%	\$ 2,994.35	\$ 3,145.82	5.06%
MGS-S Customer 5877	\$ 98,449.31	\$ 98,759.03	0.31%	\$ 11,498.23	\$ 11,770.54	2.37%

Internal Use

Customer	Bundled 8/23 Prices	Bundled 1/24 Prices	Bundled % Difference	Distribution 1/24 Prices	Distribution 8/24 Prices	Distribution % Difference
MGS-S Customer 5878	\$ 26,304.49	\$ 26,447.11	0.54%	\$ 3,931.10	\$ 4,095.64	4.19%
MGS-S Customer 5879	\$ 13,931.08	\$ 14,032.01	0.72%	\$ 2,043.97	\$ 2,181.69	6.74%
MGS-S Customer 5880	\$ 17,886.28	\$ 18,019.38	0.74%	\$ 3,502.26	\$ 3,660.83	4.53%
MGS-S Customer 5881	\$ 36,637.42	\$ 36,788.29	0.41%	\$ 4,306.98	\$ 4,477.01	3.95%
MGS-S Customer 5882	\$ 18,462.67	\$ 18,568.04	0.57%	\$ 2,246.90	\$ 2,387.61	6.26%
MGS-S Customer 5883	\$ 59,665.78	\$ 59,843.97	0.30%	\$ 5,547.96	\$ 5,735.97	3.39%
MGS-S Customer 5884	\$ 15,660.19	\$ 15,761.30	0.65%	\$ 2,053.28	\$ 2,191.18	6.72%
MGS-S Customer 5885	\$ 12,124.46	\$ 12,253.93	1.07%	\$ 3,343.86	\$ 3,500.60	4.69%
MGS-S Customer 5886	\$ 5,254.82	\$ 5,339.23	1.61%	\$ 1,294.31	\$ 1,421.22	9.81%
MGS-S Customer 5887	\$ 32,317.32	\$ 32,471.38	0.48%	\$ 4,407.50	\$ 4,593.27	4.21%
MGS-S Customer 5888	\$ 31,107.48	\$ 31,224.19	0.38%	\$ 2,759.80	\$ 2,907.80	5.36%
MGS-S Customer 5889	\$ 27,891.98	\$ 28,031.02	0.50%	\$ 3,770.62	\$ 3,932.97	4.31%
MGS-S Customer 5890	\$ 18,146.45	\$ 18,250.25	0.57%	\$ 2,175.83	\$ 2,315.53	6.42%
MGS-S Customer 5891	\$ 26,819.91	\$ 26,947.71	0.48%	\$ 3,263.33	\$ 3,418.59	4.76%
MGS-S Customer 5892	\$ 164,041.05	\$ 164,398.70	0.22%	\$ 13,663.64	\$ 13,966.45	2.22%
MGS-S Customer 5893	\$ 14,626.85	\$ 14,727.71	0.69%	\$ 2,039.81	\$ 2,177.39	6.74%
MGS-S Customer 5894	\$ 3,104.08	\$ 3,175.77	2.31%	\$ 1,311.18	\$ 1,413.57	7.81%
MGS-S Customer 5895	\$ 26,814.39	\$ 26,931.37	0.44%	\$ 2,772.75	\$ 2,920.96	5.35%
MGS-S Customer 5896	\$ 15,982.30	\$ 16,088.51	0.66%	\$ 2,285.13	\$ 2,426.42	6.18%
MGS-S Customer 5897	\$ 97,622.11	\$ 97,885.27	0.27%	\$ 9,278.75	\$ 9,559.49	3.03%
MGS-S Customer 5898	\$ 25,661.22	\$ 25,787.96	0.49%	\$ 3,215.49	\$ 3,370.06	4.81%
MGS-S Customer 5899	\$ 17,459.08	\$ 17,550.92	0.53%	\$ 2,221.33	\$ 2,336.52	5.19%
MGS-S Customer 5900	\$ 288,080.05	\$ 288,164.49	0.03%	\$ 1,161.47	\$ 1,330.01	14.51%
MGS-S Customer 5901	\$ 28,679.62	\$ 28,800.09	0.42%	\$ 2,930.60	\$ 3,081.03	5.13%
MGS-S Customer 5902	\$ 10,666.26	\$ 10,768.21	0.96%	\$ 2,091.20	\$ 2,229.67	6.62%
MGS-S Customer 5903	\$ 119,648.61	\$ 120,025.98	0.32%	\$ 14,576.44	\$ 14,893.63	2.18%
MGS-S Customer 5904	\$ 10,754.72	\$ 10,855.04	0.93%	\$ 2,016.77	\$ 2,154.12	6.81%
MGS-S Customer 5905	\$ 16,103.72	\$ 16,214.22	0.69%	\$ 2,477.17	\$ 2,621.03	5.81%
MGS-S Customer 5906	\$ 9,232.71	\$ 9,317.20	0.92%	\$ 1,887.42	\$ 1,997.75	5.85%
MGS-S Customer 5907	\$ 17,846.49	\$ 17,963.71	0.66%	\$ 2,782.94	\$ 2,931.26	5.33%
MGS-S Customer 5908	\$ 12,730.78	\$ 12,830.55	0.78%	\$ 1,992.36	\$ 2,129.39	6.88%
MGS-S Customer 5909	\$ 29,686.07	\$ 29,818.04	0.44%	\$ 3,449.82	\$ 3,607.56	4.57%
MGS-S Customer 5910	\$ 12,364.15	\$ 12,446.50	0.67%	\$ 1,790.87	\$ 1,899.89	6.09%
MGS-S Customer 5911	\$ 9,980.66	\$ 10,059.97	0.79%	\$ 1,653.70	\$ 1,760.78	6.48%
MGS-S Customer 5912	\$ 9,536.25	\$ 9,619.94	0.88%	\$ 1,852.15	\$ 1,962.06	5.93%
MGS-S Customer 5913	\$ 40,019.13	\$ 40,135.60	0.29%	\$ 3,338.86	\$ 3,470.10	3.93%
MGS-S Customer 5914	\$ 60,565.58	\$ 60,768.23	0.33%	\$ 6,639.60	\$ 6,848.98	3.15%
MGS-S Customer 5915	\$ 32,050.58	\$ 32,229.75	0.56%	\$ 5,584.03	\$ 5,773.25	3.39%
MGS-S Customer 5916	\$ 18,760.64	\$ 18,869.33	0.58%	\$ 2,396.38	\$ 2,539.16	5.96%
MGS-S Customer 5917	\$ 14,342.66	\$ 14,421.35	0.55%	\$ 1,625.29	\$ 1,731.95	6.56%

Customer	Bundled 8/23 Prices	Bundled 1/24 Prices	Bundled % Difference	Distribution 1/24 Prices	Distribution 8/24 Prices	Distribution % Difference
MGS-S Customer 5918	\$ 32,332.21	\$ 32,459.72	0.39%	\$ 3,249.88	\$ 3,404.94	4.77%
MGS-S Customer 5919	\$ 16,532.29	\$ 16,636.53	0.63%	\$ 2,192.97	\$ 2,332.73	6.37%
MGS-S Customer 5920	\$ 12,767.34	\$ 12,874.45	0.84%	\$ 2,327.20	\$ 2,469.18	6.10%
MGS-S Customer 5921	\$ 7,914.84	\$ 7,994.60	1.01%	\$ 1,673.57	\$ 1,780.90	6.41%
MGS-S Customer 5922	\$ 100,853.65	\$ 101,106.40	0.25%	\$ 8,924.93	\$ 9,161.05	2.65%
MGS-S Customer 5923	\$ 13,924.28	\$ 14,003.91	0.57%	\$ 1,667.19	\$ 1,774.40	6.43%
MGS-S Customer 5924	\$ 27,562.58	\$ 27,710.94	0.54%	\$ 4,188.22	\$ 4,356.21	4.01%
MGS-S Customer 5925	\$ 8,171.00	\$ 8,257.76	1.06%	\$ 1,402.81	\$ 1,531.44	9.17%
MGS-S Customer 5926	\$ 129,380.68	\$ 129,800.83	0.32%	\$ 16,507.20	\$ 16,851.44	2.09%
MGS-S Customer 5927	\$ 9,920.69	\$ 10,008.77	0.89%	\$ 1,462.66	\$ 1,592.13	8.85%
MGS-S Customer 5928	\$ 79,790.16	\$ 79,980.62	0.24%	\$ 6,104.44	\$ 6,300.41	3.21%
MGS-S Customer 5929	\$ 40,704.33	\$ 40,846.26	0.35%	\$ 3,905.20	\$ 4,069.73	4.21%
MGS-S Customer 5930	\$ 5,237.86	\$ 5,302.94	1.24%	\$ 1,008.29	\$ 1,106.10	9.70%
MGS-S Customer 5931	\$ 14,424.00	\$ 14,528.03	0.72%	\$ 2,186.56	\$ 2,326.46	6.40%
MGS-S Customer 5932	\$ 103,755.37	\$ 103,957.62	0.19%	\$ 6,636.41	\$ 6,839.80	3.06%
MGS-S Customer 5933	\$ 21,338.60	\$ 21,446.55	0.51%	\$ 2,362.25	\$ 2,504.51	6.02%
MGS-S Customer 5934	\$ 5,917.19	\$ 5,999.83	1.40%	\$ 1,214.34	\$ 1,340.13	10.36%
MGS-S Customer 5935	\$ 8,567.88	\$ 8,657.47	1.05%	\$ 1,532.92	\$ 1,663.51	8.52%
MGS-S Customer 5936	\$ 14,958.91	\$ 15,064.63	0.71%	\$ 2,262.23	\$ 2,403.16	6.23%
MGS-S Customer 5937	\$ 13,490.93	\$ 13,577.91	0.64%	\$ 2,000.14	\$ 2,112.08	5.60%
MGS-S Customer 5938	\$ 11,132.79	\$ 11,217.92	0.76%	\$ 1,922.48	\$ 2,033.78	5.79%
MGS-S Customer 5939	\$ 9,131.91	\$ 9,211.91	0.88%	\$ 1,688.26	\$ 1,796.08	6.39%
MGS-S Customer 5940	\$ 6,757.41	\$ 6,833.01	1.12%	\$ 1,488.36	\$ 1,593.28	7.05%
MGS-S Customer 5941	\$ 70,448.84	\$ 70,646.28	0.28%	\$ 6,418.89	\$ 6,619.24	3.12%
MGS-S Customer 5942	\$ 6,737.24	\$ 6,809.46	1.07%	\$ 1,333.86	\$ 1,436.49	7.69%
MGS-S Customer 5943	\$ 11,541.26	\$ 11,639.55	0.85%	\$ 1,925.42	\$ 2,061.51	7.07%
MGS-S Customer 5944	\$ 22,981.55	\$ 23,105.98	0.54%	\$ 3,111.04	\$ 3,264.17	4.92%
MGS-S Customer 5945	\$ 23,031.61	\$ 23,147.95	0.51%	\$ 2,743.99	\$ 2,891.80	5.39%
MGS-S Customer 5946	\$ 168,018.10	\$ 168,486.42	0.28%	\$ 18,554.47	\$ 18,974.89	2.27%
MGS-S Customer 5947	\$ 32,092.87	\$ 32,251.43	0.49%	\$ 4,657.68	\$ 4,832.87	3.76%
MGS-S Customer 5948	\$ 12,171.31	\$ 12,252.99	0.67%	\$ 1,760.13	\$ 1,868.68	6.17%
MGS-S Customer 5949	\$ 10,154.00	\$ 10,224.66	0.70%	\$ 1,260.63	\$ 1,362.02	8.04%
MGS-S Customer 5950	\$ 21,681.92	\$ 21,801.59	0.55%	\$ 2,895.73	\$ 3,045.78	5.18%
MGS-S Customer 5951	\$ 48,021.52	\$ 48,185.58	0.34%	\$ 4,904.96	\$ 5,083.55	3.64%
MGS-S Customer 5952	\$ 12,651.33	\$ 12,739.22	0.69%	\$ 1,453.60	\$ 1,582.91	8.90%
MGS-S Customer 5953	\$ 15,627.76	\$ 15,731.21	0.66%	\$ 2,160.13	\$ 2,299.63	6.46%
MGS-S Customer 5954	\$ 23,981.07	\$ 24,109.31	0.53%	\$ 3,283.87	\$ 3,439.44	4.74%
MGS-S Customer 5955	\$ 13,119.27	\$ 13,219.22	0.76%	\$ 2,000.41	\$ 2,137.55	6.86%
MGS-S Customer 5956	\$ 174,702.34	\$ 175,057.57	0.20%	\$ 13,575.92	\$ 13,879.02	2.23%
MGS-S Customer 5957	\$ 30,526.14	\$ 30,628.59	0.34%	\$ 2,701.48	\$ 2,823.48	4.52%

Internal Use

Customer	Bundled 8/23 Prices	Bundled 1/24 Prices	Bundled % Difference	Distribution 1/24 Prices	Distribution 8/24 Prices	Distribution % Difference
MGS-S Customer 5958	\$ 11,848.02	\$ 11,933.73	0.72%	\$ 1,944.60	\$ 2,055.90	5.72%
MGS-S Customer 5959	\$ 5,895.18	\$ 5,960.65	1.11%	\$ 1,026.65	\$ 1,124.76	9.56%
MGS-S Customer 5960	\$ 14,525.07	\$ 14,610.51	0.59%	\$ 1,930.62	\$ 2,041.59	5.75%
MGS-S Customer 5961	\$ 18,716.47	\$ 18,820.53	0.56%	\$ 2,186.20	\$ 2,325.97	6.39%
MGS-S Customer 5962	\$ 10,716.64	\$ 10,812.39	0.89%	\$ 1,810.29	\$ 1,944.73	7.43%
MGS-S Customer 5963	\$ 34,575.28	\$ 34,707.07	0.38%	\$ 3,444.02	\$ 3,601.85	4.58%
MGS-S Customer 5964	\$ 14,291.98	\$ 14,395.79	0.73%	\$ 2,176.80	\$ 2,316.55	6.42%
MGS-S Customer 5965	\$ 37,244.65	\$ 37,388.67	0.39%	\$ 4,000.83	\$ 4,166.79	4.15%
MGS-S Customer 5966	\$ 11,954.25	\$ 12,055.10	0.84%	\$ 2,040.82	\$ 2,178.51	6.75%
MGS-S Customer 5967	\$ 6,576.84	\$ 6,653.25	1.16%	\$ 1,520.69	\$ 1,625.77	6.91%
MGS-S Customer 5968	\$ 18,274.32	\$ 18,366.87	0.51%	\$ 2,253.52	\$ 2,369.17	5.13%
MGS-S Customer 5969	\$ 8,435.70	\$ 8,518.58	0.98%	\$ 1,225.75	\$ 1,351.76	10.28%
MGS-S Customer 5970	\$ 16,987.78	\$ 17,082.98	0.56%	\$ 1,785.44	\$ 1,919.51	7.51%
MGS-S Customer 5971	\$ 16,051.23	\$ 16,157.13	0.66%	\$ 2,268.24	\$ 2,409.10	6.21%
MGS-S Customer 5972	\$ 14,801.38	\$ 14,902.41	0.68%	\$ 2,048.74	\$ 2,186.53	6.73%
MGS-S Customer 5973	\$ 34,591.96	\$ 34,717.78	0.36%	\$ 3,171.98	\$ 3,325.83	4.85%
MGS-S Customer 5974	\$ 22,549.77	\$ 22,648.84	0.44%	\$ 2,548.18	\$ 2,667.97	4.70%
MGS-S Customer 5975	\$ 31,627.84	\$ 31,771.39	0.45%	\$ 3,975.94	\$ 4,141.31	4.16%
MGS-S Customer 5976	\$ 22,916.56	\$ 23,037.05	0.53%	\$ 2,933.28	\$ 3,083.89	5.13%
MGS-S Customer 5977	\$ 24,249.97	\$ 24,381.78	0.54%	\$ 3,445.74	\$ 3,603.64	4.58%
MGS-S Customer 5978	\$ 24,827.99	\$ 24,930.17	0.41%	\$ 2,689.10	\$ 2,810.93	4.53%
MGS-S Customer 5979	\$ 29,147.99	\$ 29,281.53	0.46%	\$ 3,523.90	\$ 3,682.91	4.51%
MGS-S Customer 5980	\$ 15,933.60	\$ 16,045.97	0.71%	\$ 2,562.64	\$ 2,707.78	5.66%
MGS-S Customer 5981	\$ 9,004.21	\$ 9,079.51	0.84%	\$ 1,470.23	\$ 1,574.58	7.10%
MGS-S Customer 5982	\$ 11,906.06	\$ 12,007.18	0.85%	\$ 2,053.48	\$ 2,191.38	6.72%
MGS-S Customer 5983	\$ 10,479.78	\$ 10,587.50	1.03%	\$ 2,352.32	\$ 2,494.47	6.04%
MGS-S Customer 5984	\$ 7,832.04	\$ 7,924.78	1.18%	\$ 1,672.17	\$ 1,804.51	7.91%
MGS-S Customer 5985	\$ 10,571.86	\$ 10,663.97	0.87%	\$ 1,645.11	\$ 1,777.16	8.03%
MGS-S Customer 5986	\$ 10,839.84	\$ 10,932.67	0.86%	\$ 2,265.10	\$ 2,380.83	5.11%
MGS-S Customer 5987	\$ 16,316.52	\$ 16,407.48	0.56%	\$ 2,181.38	\$ 2,295.99	5.25%
MGS-S Customer 5988	\$ 49,095.33	\$ 49,274.47	0.36%	\$ 5,590.29	\$ 5,778.82	3.37%
MGS-S Customer 5989	\$ 35,865.69	\$ 36,017.77	0.42%	\$ 4,365.00	\$ 4,536.11	3.92%
MGS-S Customer 5990	\$ 38,164.32	\$ 38,336.21	0.45%	\$ 5,214.06	\$ 5,411.85	3.79%
MGS-S Customer 5991	\$ 53,614.37	\$ 53,788.86	0.33%	\$ 5,379.67	\$ 5,565.22	3.45%
MGS-S Customer 5992	\$ 15,670.14	\$ 15,753.29	0.53%	\$ 1,828.36	\$ 1,937.97	5.99%
MGS-S Customer 5993	\$ 7,296.60	\$ 7,369.41	1.00%	\$ 1,359.02	\$ 1,461.89	7.57%
MGS-S Customer 5994	\$ 65,881.24	\$ 66,095.41	0.33%	\$ 7,176.80	\$ 7,387.94	2.94%
MGS-S Customer 5995	\$ 9,779.87	\$ 9,853.06	0.75%	\$ 1,375.14	\$ 1,478.17	7.49%
MGS-S Customer 5996	\$ 25,683.81	\$ 25,835.08	0.59%	\$ 4,325.71	\$ 4,496.06	3.94%
MGS-S Customer 5997	\$ 24,263.12	\$ 24,380.00	0.48%	\$ 2,767.63	\$ 2,915.74	5.35%

Internal Use

Customer	Bundled 8/23 Prices	Bundled 1/24 Prices	Bundled % Difference	Distribution 1/24 Prices	Distribution 8/24 Prices	Distribution % Difference
MGS-S Customer 5998	\$ 39,505.70	\$ 39,653.33	0.37%	\$ 4,160.81	\$ 4,328.80	4.04%
MGS-S Customer 5999	\$ 35,484.36	\$ 35,639.83	0.44%	\$ 4,518.70	\$ 4,692.02	3.84%
MGS-S Customer 6000	\$ 12,224.40	\$ 12,301.58	0.63%	\$ 1,557.39	\$ 1,663.11	6.79%
MGS-S Customer 6001	\$ 27,937.82	\$ 28,072.63	0.48%	\$ 3,580.36	\$ 3,740.11	4.46%
MGS-S Customer 6002	\$ 165,643.70	\$ 165,971.68	0.20%	\$ 12,334.11	\$ 12,618.97	2.31%
MGS-S Customer 6003	\$ 14,978.52	\$ 15,077.66	0.66%	\$ 1,963.67	\$ 2,100.28	6.96%
MGS-S Customer 6004	\$ 16,726.78	\$ 16,831.95	0.63%	\$ 2,237.38	\$ 2,377.91	6.28%
MGS-S Customer 6005	\$ 29,560.42	\$ 29,679.86	0.40%	\$ 2,883.67	\$ 3,033.43	5.19%
MGS-S Customer 6006	\$ 16,905.20	\$ 16,990.49	0.50%	\$ 1,925.77	\$ 2,036.84	5.77%
MGS-S Customer 6007	\$ 8,547.31	\$ 8,644.93	1.14%	\$ 1,895.51	\$ 2,031.21	7.16%
MGS-S Customer 6008	\$ 8,816.37	\$ 8,912.82	1.09%	\$ 1,844.55	\$ 1,979.68	7.33%
MGS-S Customer 6009	\$ 8,232.88	\$ 8,308.80	0.92%	\$ 1,502.38	\$ 1,607.46	6.99%
MGS-S Customer 6010	\$ 93,229.78	\$ 93,465.56	0.25%	\$ 8,153.00	\$ 8,377.87	2.76%
MGS-S Customer 6011	\$ 236,516.38	\$ 237,068.28	0.23%	\$ 22,485.86	\$ 22,916.13	1.91%
MGS-S Customer 6012	\$ 11,587.25	\$ 11,681.79	0.82%	\$ 1,754.03	\$ 1,887.56	7.61%
MGS-S Customer 6013	\$ 6,658.30	\$ 6,727.32	1.04%	\$ 1,189.26	\$ 1,289.83	8.46%
MGS-S Customer 6014	\$ 54,850.70	\$ 54,972.61	0.22%	\$ 3,583.65	\$ 3,718.26	3.76%
MGS-S Customer 6015	\$ 24,050.60	\$ 24,159.08	0.45%	\$ 2,387.13	\$ 2,529.82	5.98%
MGS-S Customer 6016	\$ 19,795.37	\$ 19,907.63	0.57%	\$ 2,556.91	\$ 2,701.92	5.67%
MGS-S Customer 6017	\$ 12,357.80	\$ 12,450.26	0.75%	\$ 2,249.11	\$ 2,364.65	5.14%
MGS-S Customer 6018	\$ 22,611.83	\$ 22,738.03	0.56%	\$ 3,189.75	\$ 3,343.89	4.83%
MGS-S Customer 6019	\$ 17,045.91	\$ 17,150.97	0.62%	\$ 2,232.03	\$ 2,372.50	6.29%
MGS-S Customer 6020	\$ 38,247.80	\$ 38,388.04	0.37%	\$ 3,827.05	\$ 3,990.36	4.27%
MGS-S Customer 6021	\$ 28,907.23	\$ 29,033.19	0.44%	\$ 3,179.43	\$ 3,333.45	4.84%
MGS-S Customer 6022	\$ 10,745.07	\$ 10,827.58	0.77%	\$ 1,797.14	\$ 1,906.16	6.07%
MGS-S Customer 6023	\$ 8,062.89	\$ 8,160.45	1.21%	\$ 1,891.45	\$ 2,026.99	7.17%
MGS-S Customer 6024	\$ 26,157.40	\$ 26,281.70	0.48%	\$ 3,105.25	\$ 3,258.26	4.93%
MGS-S Customer 6025	\$ 10,620.23	\$ 10,715.91	0.90%	\$ 1,809.76	\$ 1,944.38	7.44%
MGS-S Customer 6026	\$ 32,420.04	\$ 32,529.25	0.34%	\$ 3,007.78	\$ 3,134.17	4.20%
MGS-S Customer 6027	\$ 7,733.06	\$ 7,820.68	1.13%	\$ 1,440.96	\$ 1,570.04	8.96%
MGS-S Customer 6028	\$ 18,430.87	\$ 18,545.47	0.62%	\$ 2,664.82	\$ 2,811.52	5.51%
MGS-S Customer 6029	\$ 55,546.28	\$ 55,704.28	0.28%	\$ 4,633.12	\$ 4,808.06	3.78%
MGS-S Customer 6030	\$ 53,617.78	\$ 53,815.29	0.37%	\$ 6,416.39	\$ 6,616.28	3.12%
MGS-S Customer 6031	\$ 15,508.60	\$ 15,604.08	0.62%	\$ 1,797.65	\$ 1,931.91	7.47%
MGS-S Customer 6032	\$ 36,868.42	\$ 37,011.79	0.39%	\$ 3,969.78	\$ 4,135.17	4.17%
MGS-S Customer 6033	\$ 9,567.55	\$ 9,661.67	0.98%	\$ 1,734.72	\$ 1,867.96	7.68%
MGS-S Customer 6034	\$ 14,600.24	\$ 14,707.96	0.74%	\$ 2,353.61	\$ 2,495.89	6.05%
MGS-S Customer 6035	\$ 14,769.43	\$ 14,875.96	0.72%	\$ 2,298.52	\$ 2,439.94	6.15%
MGS-S Customer 6036	\$ 38,792.84	\$ 38,932.00	0.36%	\$ 3,777.85	\$ 3,940.43	4.30%
MGS-S Customer 6037	\$ 44,827.65	\$ 45,006.04	0.40%	\$ 5,555.90	\$ 5,743.92	3.38%

Internal Use

Customer	Bundled 8/23 Prices	Bundled 1/24 Prices	Bundled % Difference	Distribution 1/24 Prices	Distribution 8/24 Prices	Distribution % Difference
MGS-S Customer 6038	\$ 32,802.72	\$ 32,926.29	0.38%	\$ 3,071.30	\$ 3,223.80	4.97%
MGS-S Customer 6039	\$ 18,177.35	\$ 18,263.34	0.47%	\$ 1,955.53	\$ 2,066.88	5.69%
MGS-S Customer 6040	\$ 78,804.69	\$ 79,038.08	0.30%	\$ 8,051.04	\$ 8,274.92	2.78%
MGS-S Customer 6041	\$ 37,008.56	\$ 37,178.87	0.46%	\$ 5,190.02	\$ 5,372.83	3.52%
MGS-S Customer 6042	\$ 5,486.09	\$ 5,562.91	1.40%	\$ 1,542.46	\$ 1,648.04	6.84%
MGS-S Customer 6043	\$ 42,915.15	\$ 43,048.44	0.31%	\$ 4,100.97	\$ 4,243.08	3.47%
MGS-S Customer 6044	\$ 11,075.00	\$ 11,152.37	0.70%	\$ 1,565.46	\$ 1,671.25	6.76%
MGS-S Customer 6045	\$ 25,633.87	\$ 25,784.27	0.59%	\$ 4,282.72	\$ 4,452.18	3.96%
MGS-S Customer 6046	\$ 7,753.23	\$ 7,829.45	0.98%	\$ 1,510.52	\$ 1,615.34	6.94%
MGS-S Customer 6047	\$ 11,468.56	\$ 11,559.99	0.80%	\$ 1,613.51	\$ 1,745.07	8.15%
MGS-S Customer 6048	\$ 25,706.86	\$ 25,826.39	0.46%	\$ 3,473.50	\$ 3,606.38	3.83%
MGS-S Customer 6049	\$ 16,966.44	\$ 17,073.56	0.63%	\$ 2,325.41	\$ 2,467.19	6.10%
MGS-S Customer 6050	\$ 10,596.78	\$ 10,677.52	0.76%	\$ 1,717.91	\$ 1,825.86	6.28%
MGS-S Customer 6051	\$ 11,455.66	\$ 11,529.93	0.65%	\$ 1,424.57	\$ 1,528.34	7.28%
MGS-S Customer 6052	\$ 17,288.46	\$ 17,369.98	0.47%	\$ 1,752.82	\$ 1,861.25	6.19%
MGS-S Customer 6053	\$ 10,679.36	\$ 10,771.60	0.86%	\$ 1,650.11	\$ 1,782.16	8.00%
MGS-S Customer 6054	\$ 6,236.14	\$ 6,325.90	1.44%	\$ 1,541.01	\$ 1,671.76	8.48%
MGS-S Customer 6055	\$ 20,475.11	\$ 20,596.56	0.59%	\$ 2,976.77	\$ 3,128.00	5.08%
MGS-S Customer 6056	\$ 19,879.26	\$ 19,971.62	0.46%	\$ 2,244.31	\$ 2,359.77	5.14%
MGS-S Customer 6057	\$ 97,323.46	\$ 97,531.66	0.21%	\$ 6,903.45	\$ 7,110.50	3.00%
MGS-S Customer 6058	\$ 14,143.09	\$ 14,240.43	0.69%	\$ 1,881.60	\$ 2,017.02	7.20%
MGS-S Customer 6059	\$ 31,294.06	\$ 31,405.50	0.36%	\$ 3,108.04	\$ 3,235.77	4.11%
MGS-S Customer 6060	\$ 10,596.94	\$ 10,704.50	1.02%	\$ 2,347.26	\$ 2,489.49	6.06%
MGS-S Customer 6061	\$ 47,890.28	\$ 48,129.00	0.50%	\$ 8,288.65	\$ 8,515.63	2.74%
MGS-S Customer 6062	\$ 10,801.44	\$ 10,875.41	0.68%	\$ 1,410.64	\$ 1,514.19	7.34%
MGS-S Customer 6063	\$ 18,506.98	\$ 18,613.95	0.58%	\$ 2,318.78	\$ 2,460.49	6.11%
MGS-S Customer 6064	\$ 14,675.98	\$ 14,786.36	0.75%	\$ 2,472.20	\$ 2,616.05	5.82%
MGS-S Customer 6065	\$ 10,894.42	\$ 10,973.71	0.73%	\$ 1,654.31	\$ 1,761.50	6.48%
MGS-S Customer 6066	\$ 9,344.19	\$ 9,419.28	0.80%	\$ 1,461.59	\$ 1,565.85	7.13%
MGS-S Customer 6067	\$ 29,104.18	\$ 29,224.64	0.41%	\$ 2,929.68	\$ 3,080.11	5.13%
MGS-S Customer 6068	\$ 46,601.03	\$ 46,728.27	0.27%	\$ 3,236.50	\$ 3,391.27	4.78%
MGS-S Customer 6069	\$ 9,280.27	\$ 9,352.68	0.78%	\$ 1,341.56	\$ 1,444.19	7.65%
MGS-S Customer 6070	\$ 28,292.94	\$ 28,423.11	0.46%	\$ 3,369.62	\$ 3,526.30	4.65%
MGS-S Customer 6071	\$ 224,212.93	\$ 224,663.66	0.20%	\$ 17,341.36	\$ 17,874.63	3.08%
MGS-S Customer 6072	\$ 5,311.90	\$ 5,377.02	1.23%	\$ 1,011.17	\$ 1,109.11	9.69%
MGS-S Customer 6073	\$ 10,430.14	\$ 10,519.78	0.86%	\$ 1,533.71	\$ 1,664.21	8.51%
MGS-S Customer 6074	\$ 11,910.97	\$ 11,988.70	0.65%	\$ 1,582.66	\$ 1,688.74	6.70%
MGS-S Customer 6075	\$ 12,165.51	\$ 12,243.01	0.64%	\$ 1,573.51	\$ 1,679.58	6.74%
MGS-S Customer 6076	\$ 4,994.87	\$ 5,060.21	1.31%	\$ 1,020.22	\$ 1,118.21	9.60%
MGS-S Customer 6077	\$ 53,517.87	\$ 53,709.91	0.36%	\$ 6,176.98	\$ 6,374.06	3.19%

Internal Use

Customer	Bundled 8/23 Prices	Bundled 1/24 Prices	Bundled % Difference	Distribution 1/24 Prices	Distribution 8/24 Prices	Distribution % Difference
MGS-S Customer 6078	\$ 1,545.09	\$ 1,618.85	4.77%	\$ 812.87	\$ 933.00	14.78%
MGS-S Customer 6079	\$ 52,436.82	\$ 52,581.04	0.28%	\$ 4,596.76	\$ 4,746.00	3.25%
MGS-S Customer 6080	\$ 9,443.91	\$ 9,520.35	0.81%	\$ 1,522.69	\$ 1,627.81	6.90%
MGS-S Customer 6081	\$ 11,829.87	\$ 11,915.83	0.73%	\$ 1,366.27	\$ 1,494.31	9.37%
MGS-S Customer 6082	\$ 4,424.46	\$ 4,497.05	1.64%	\$ 1,350.42	\$ 1,453.24	7.61%
MGS-S Customer 6083	\$ 100,379.83	\$ 100,655.96	0.28%	\$ 9,974.42	\$ 10,224.86	2.51%
MGS-S Customer 6084	\$ 11,028.62	\$ 11,124.69	0.87%	\$ 1,825.36	\$ 1,960.06	7.38%
MGS-S Customer 6085	\$ 9,144.08	\$ 9,236.77	1.01%	\$ 1,674.26	\$ 1,806.93	7.92%
MGS-S Customer 6086	\$ 36,554.88	\$ 36,681.18	0.35%	\$ 3,781.80	\$ 3,919.21	3.63%
MGS-S Customer 6087	\$ 10,116.74	\$ 10,213.70	0.96%	\$ 1,865.39	\$ 2,000.64	7.25%
MGS-S Customer 6088	\$ 33,333.12	\$ 33,481.59	0.45%	\$ 4,200.13	\$ 4,368.77	4.02%
MGS-S Customer 6089	\$ 8,522.44	\$ 8,597.62	0.88%	\$ 1,469.52	\$ 1,574.17	7.12%
MGS-S Customer 6090	\$ 12,040.31	\$ 12,131.20	0.75%	\$ 2,179.73	\$ 2,294.41	5.26%
MGS-S Customer 6091	\$ 12,154.43	\$ 12,247.91	0.77%	\$ 1,704.18	\$ 1,836.87	7.79%
MGS-S Customer 6092	\$ 9,599.55	\$ 9,691.82	0.96%	\$ 1,652.08	\$ 1,784.23	8.00%
MGS-S Customer 6093	\$ 12,840.60	\$ 12,932.10	0.71%	\$ 2,206.68	\$ 2,321.69	5.21%
MGS-S Customer 6094	\$ 12,907.90	\$ 13,022.00	0.88%	\$ 2,641.42	\$ 2,787.71	5.54%
MGS-S Customer 6095	\$ 13,123.04	\$ 13,225.39	0.78%	\$ 2,109.63	\$ 2,248.37	6.58%
MGS-S Customer 6096	\$ 63,902.76	\$ 64,117.55	0.34%	\$ 7,196.12	\$ 7,406.93	2.93%
MGS-S Customer 6097	\$ 34,078.44	\$ 34,213.66	0.40%	\$ 3,599.46	\$ 3,759.51	4.45%
MGS-S Customer 6098	\$ 31,207.33	\$ 31,327.70	0.39%	\$ 2,924.13	\$ 3,074.35	5.14%
MGS-S Customer 6099	\$ 21,333.91	\$ 21,450.51	0.55%	\$ 2,754.81	\$ 2,902.71	5.37%
MGS-S Customer 6100	\$ 18,489.40	\$ 18,615.45	0.68%	\$ 3,182.48	\$ 3,336.49	4.84%
MGS-S Customer 6101	\$ 5,443.66	\$ 5,498.38	1.01%	\$ 538.56	\$ 629.64	16.91%
MGS-S Customer 6102	\$ 12,693.92	\$ 12,795.07	0.80%	\$ 2,055.58	\$ 2,193.59	6.71%
MGS-S Customer 6103	\$ 23,926.99	\$ 24,057.49	0.55%	\$ 3,382.51	\$ 3,539.23	4.63%
MGS-S Customer 6104	\$ 81,580.39	\$ 81,801.40	0.27%	\$ 7,481.26	\$ 7,696.36	2.88%
MGS-S Customer 6105	\$ 8,641.39	\$ 8,716.51	0.87%	\$ 1,463.67	\$ 1,568.01	7.13%
MGS-S Customer 6106	\$ 8,916.34	\$ 9,015.58	1.11%	\$ 1,967.07	\$ 2,103.66	6.94%
MGS-S Customer 6107	\$ 13,966.02	\$ 14,055.87	0.64%	\$ 2,135.13	\$ 2,249.35	5.35%
MGS-S Customer 6108	\$ 10,899.67	\$ 10,976.46	0.70%	\$ 1,537.52	\$ 1,642.81	6.85%
MGS-S Customer 6109	\$ 1,623.30	\$ 1,697.68	4.58%	\$ 841.29	\$ 961.83	14.33%
MGS-S Customer 6110	\$ 155,557.47	\$ 155,895.17	0.22%	\$ 12,778.86	\$ 13,070.35	2.28%
MGS-S Customer 6111	\$ 11,131.57	\$ 11,246.89	1.04%	\$ 2,692.92	\$ 2,839.68	5.45%
MGS-S Customer 6112	\$ 48,758.85	\$ 48,910.94	0.31%	\$ 4,356.87	\$ 4,527.26	3.91%
MGS-S Customer 6113	\$ 21,007.01	\$ 21,098.66	0.44%	\$ 2,212.20	\$ 2,327.21	5.20%
MGS-S Customer 6114	\$ 6,790.34	\$ 6,865.23	1.10%	\$ 1,454.48	\$ 1,558.81	7.17%
MGS-S Customer 6115	\$ 11,534.83	\$ 11,630.87	0.83%	\$ 1,823.00	\$ 1,957.59	7.38%
MGS-S Customer 6116	\$ 13,767.09	\$ 13,873.48	0.77%	\$ 2,290.06	\$ 2,431.19	6.16%
MGS-S Customer 6117	\$ 20,838.63	\$ 20,951.48	0.54%	\$ 2,585.42	\$ 2,730.95	5.63%

Internal Use

Customer	Bundled 8/23 Prices	Bundled 1/24 Prices	Bundled % Difference	Distribution 1/24 Prices	Distribution 8/24 Prices	Distribution % Difference
MGS-S Customer 6118	\$ 48,688.34	\$ 48,837.81	0.31%	\$ 4,831.90	\$ 4,984.33	3.15%
MGS-S Customer 6119	\$ 10,743.95	\$ 10,821.39	0.72%	\$ 1,568.35	\$ 1,674.17	6.75%
MGS-S Customer 6120	\$ 8,707.15	\$ 8,805.70	1.13%	\$ 1,937.79	\$ 2,074.09	7.03%
MGS-S Customer 6121	\$ 12,341.44	\$ 12,420.71	0.64%	\$ 1,650.88	\$ 1,757.86	6.48%
MGS-S Customer 6122	\$ 9,200.37	\$ 9,283.57	0.90%	\$ 1,240.73	\$ 1,366.99	10.18%
MGS-S Customer 6123	\$ 101,342.07	\$ 101,572.29	0.23%	\$ 7,897.69	\$ 8,118.68	2.80%
MGS-S Customer 6124	\$ 9,174.13	\$ 9,243.18	0.75%	\$ 1,185.85	\$ 1,286.05	8.45%
MGS-S Customer 6125	\$ 11,147.08	\$ 11,249.01	0.91%	\$ 2,088.08	\$ 2,226.32	6.62%
MGS-S Customer 6126	\$ 7,105.04	\$ 7,193.25	1.24%	\$ 1,467.85	\$ 1,597.33	8.82%
MGS-S Customer 6127	\$ 26,761.45	\$ 26,885.96	0.47%	\$ 3,114.84	\$ 3,267.98	4.92%
MGS-S Customer 6128	\$ 4,503.99	\$ 4,584.39	1.79%	\$ 1,114.10	\$ 1,238.55	11.17%
MGS-S Customer 6129	\$ 31,351.51	\$ 31,479.10	0.41%	\$ 3,254.38	\$ 3,409.55	4.77%
MGS-S Customer 6130	\$ 63,484.10	\$ 63,667.78	0.29%	\$ 5,788.63	\$ 5,979.48	3.30%
MGS-S Customer 6131	\$ 4,769.38	\$ 4,847.36	1.64%	\$ 1,003.93	\$ 1,126.76	12.23%
MGS-S Customer 6132	\$ 91,089.52	\$ 91,396.84	0.34%	\$ 11,391.28	\$ 11,662.20	2.38%
MGS-S Customer 6133	\$ 18,339.57	\$ 18,444.00	0.57%	\$ 2,203.41	\$ 2,343.44	6.36%
MGS-S Customer 6134	\$ 14,136.07	\$ 14,244.46	0.77%	\$ 2,383.61	\$ 2,526.30	5.99%
MGS-S Customer 6135	\$ 11,006.09	\$ 11,110.75	0.95%	\$ 2,213.20	\$ 2,353.32	6.33%
MGS-S Customer 6136	\$ 30,164.35	\$ 30,286.20	0.40%	\$ 2,989.24	\$ 3,140.27	5.05%
MGS-S Customer 6137	\$ 24,412.56	\$ 24,510.29	0.40%	\$ 2,488.57	\$ 2,607.57	4.78%
MGS-S Customer 6138	\$ 29,064.20	\$ 29,186.56	0.42%	\$ 3,016.40	\$ 3,168.09	5.03%
MGS-S Customer 6139	\$ 15,310.37	\$ 15,409.19	0.65%	\$ 1,948.84	\$ 2,085.21	7.00%
MGS-S Customer 6140	\$ 44,100.12	\$ 44,245.63	0.33%	\$ 4,065.58	\$ 4,232.30	4.10%
MGS-S Customer 6141	\$ 7,371.43	\$ 7,464.51	1.26%	\$ 1,689.83	\$ 1,822.61	7.86%
MGS-S Customer 6142	\$ 13,292.47	\$ 13,388.65	0.72%	\$ 1,829.12	\$ 1,963.78	7.36%
MGS-S Customer 6143	\$ 7,044.15	\$ 7,130.14	1.22%	\$ 1,367.83	\$ 1,495.94	9.37%
MGS-S Customer 6144	\$ 18,609.10	\$ 18,720.09	0.60%	\$ 2,501.63	\$ 2,646.00	5.77%
MGS-S Customer 6145	\$ 12,810.47	\$ 12,908.74	0.77%	\$ 1,924.82	\$ 2,060.90	7.07%
MGS-S Customer 6146	\$ 21,482.56	\$ 21,603.95	0.57%	\$ 2,973.63	\$ 3,124.82	5.08%
MGS-S Customer 6147	\$ 79,713.12	\$ 79,923.41	0.26%	\$ 6,999.85	\$ 7,208.40	2.98%
MGS-S Customer 6148	\$ 23,075.45	\$ 23,197.25	0.53%	\$ 2,991.04	\$ 3,142.36	5.06%
MGS-S Customer 6149	\$ 32,680.51	\$ 32,823.27	0.44%	\$ 3,941.83	\$ 4,106.83	4.19%
MGS-S Customer 6150	\$ 14,313.52	\$ 14,412.46	0.69%	\$ 1,955.54	\$ 2,092.08	6.98%
MGS-S Customer 6151	\$ 11,593.46	\$ 11,689.56	0.83%	\$ 1,826.28	\$ 1,960.94	7.37%
MGS-S Customer 6152	\$ 5,592.78	\$ 5,658.06	1.17%	\$ 1,017.63	\$ 1,115.59	9.63%
MGS-S Customer 6153	\$ 35,643.57	\$ 35,775.91	0.37%	\$ 3,468.33	\$ 3,626.48	4.56%
MGS-S Customer 6154	\$ 22,716.64	\$ 22,834.20	0.52%	\$ 2,801.07	\$ 2,949.83	5.31%
MGS-S Customer 6155	\$ 14,579.57	\$ 14,681.53	0.70%	\$ 2,091.55	\$ 2,230.01	6.62%
MGS-S Customer 6156	\$ 12,487.43	\$ 12,578.68	0.73%	\$ 2,195.95	\$ 2,310.86	5.23%
MGS-S Customer 6157	\$ 25,306.74	\$ 25,434.14	0.50%	\$ 3,244.25	\$ 3,399.17	4.78%

Customer	Bundled 8/23 Prices	Bundled 1/24 Prices	Bundled % Difference	Distribution 1/24 Prices	Distribution 8/24 Prices	Distribution % Difference
MGS-S Customer 6158	\$ 10,499.62	\$ 10,585.55	0.82%	\$ 1,364.91	\$ 1,492.96	9.38%
MGS-S Customer 6159	\$ 71,144.41	\$ 71,386.38	0.34%	\$ 8,155.65	\$ 8,470.82	3.86%
MGS-S Customer 6160	\$ 14,902.31	\$ 15,013.92	0.75%	\$ 2,526.20	\$ 2,670.68	5.72%
MGS-S Customer 6161	\$ 20,177.14	\$ 20,293.95	0.58%	\$ 2,764.87	\$ 2,912.98	5.36%
MGS-S Customer 6162	\$ 10,869.71	\$ 10,955.33	0.79%	\$ 1,944.60	\$ 2,056.19	5.74%
MGS-S Customer 6163	\$ 40,704.55	\$ 40,880.50	0.43%	\$ 5,445.60	\$ 5,632.07	3.42%
MGS-S Customer 6164	\$ 23,970.44	\$ 24,135.40	0.69%	\$ 4,959.96	\$ 5,140.33	3.64%
MGS-S Customer 6165	\$ 3,663.07	\$ 3,743.37	2.19%	\$ 1,109.85	\$ 1,234.27	11.21%
MGS-S Customer 6166	\$ 10,126.78	\$ 10,199.94	0.72%	\$ 1,375.03	\$ 1,478.11	7.50%
MGS-S Customer 6167	\$ 8,174.73	\$ 8,254.04	0.97%	\$ 1,653.45	\$ 1,760.49	6.47%
MGS-S Customer 6168	\$ 89,629.87	\$ 89,813.17	0.20%	\$ 5,777.22	\$ 5,968.33	3.31%
MGS-S Customer 6169	\$ 20,629.67	\$ 20,738.97	0.53%	\$ 2,425.00	\$ 2,568.25	5.91%
MGS-S Customer 6170	\$ 17,870.25	\$ 17,968.64	0.55%	\$ 2,523.82	\$ 2,643.73	4.75%
MGS-S Customer 6171	\$ 14,861.78	\$ 14,946.45	0.57%	\$ 1,896.87	\$ 2,007.44	5.83%
MGS-S Customer 6172	\$ 70,483.32	\$ 70,681.06	0.28%	\$ 6,429.19	\$ 6,629.44	3.11%
MGS-S Customer 6173	\$ 164,145.44	\$ 164,506.09	0.22%	\$ 13,819.93	\$ 14,126.40	2.22%
MGS-S Customer 6174	\$ 3,457.27	\$ 3,534.16	2.22%	\$ 955.36	\$ 1,077.54	12.79%
MGS-S Customer 6175	\$ 9,623.58	\$ 9,707.80	0.88%	\$ 1,287.42	\$ 1,414.34	9.86%
MGS-S Customer 6176	\$ 260,382.76	\$ 260,864.80	0.19%	\$ 19,230.58	\$ 19,645.88	2.16%
MGS-S Customer 6177	\$ 15,237.34	\$ 15,360.00	0.80%	\$ 3,039.58	\$ 3,192.26	5.02%
MGS-S Customer 6178	\$ 13,558.53	\$ 13,645.62	0.64%	\$ 2,005.54	\$ 2,117.61	5.59%
MGS-S Customer 6179	\$ 38,549.02	\$ 38,691.01	0.37%	\$ 3,908.07	\$ 4,072.66	4.21%
MGS-S Customer 6180	\$ 28,693.55	\$ 28,821.85	0.45%	\$ 3,286.03	\$ 3,441.61	4.73%
MGS-S Customer 6181	\$ 7,106.28	\$ 7,219.38	1.59%	\$ 2,595.20	\$ 2,740.78	5.61%
MGS-S Customer 6182	\$ 6,557.04	\$ 6,632.10	1.14%	\$ 1,463.79	\$ 1,568.33	7.14%
MGS-S Customer 6183	\$ 6,194.03	\$ 6,267.95	1.19%	\$ 1,412.34	\$ 1,516.19	7.35%
MGS-S Customer 6184	\$ 14,586.67	\$ 14,690.63	0.71%	\$ 2,182.42	\$ 2,322.20	6.40%
MGS-S Customer 6185	\$ 10,370.48	\$ 10,466.19	0.92%	\$ 1,809.25	\$ 1,943.75	7.43%
MGS-S Customer 6186	\$ 23,016.41	\$ 23,121.31	0.46%	\$ 2,812.92	\$ 2,936.52	4.39%
MGS-S Customer 6187	\$ 14,149.27	\$ 14,229.09	0.56%	\$ 1,675.85	\$ 1,783.15	6.40%
MGS-S Customer 6188	\$ 41,410.31	\$ 41,551.43	0.34%	\$ 3,866.28	\$ 4,030.11	4.24%
MGS-S Customer 6189	\$ 9,099.70	\$ 9,190.53	1.00%	\$ 1,587.84	\$ 1,719.14	8.27%
MGS-S Customer 6190	\$ 8,384.26	\$ 8,457.75	0.88%	\$ 800.89	\$ 920.85	14.98%
MGS-S Customer 6191	\$ 15,303.14	\$ 15,404.96	0.67%	\$ 2,083.65	\$ 2,221.89	6.63%
MGS-S Customer 6192	\$ 19,316.82	\$ 19,395.98	0.41%	\$ 1,646.41	\$ 1,753.33	6.49%
MGS-S Customer 6193	\$ 16,815.69	\$ 16,906.06	0.54%	\$ 2,152.49	\$ 2,266.54	5.30%
MGS-S Customer 6194	\$ 6,746.43	\$ 6,819.85	1.09%	\$ 1,387.70	\$ 1,491.05	7.45%
MGS-S Customer 6195	\$ 52,922.10	\$ 53,111.48	0.36%	\$ 6,055.76	\$ 6,251.06	3.23%
MGS-S Customer 6196	\$ 5,260.58	\$ 5,340.73	1.52%	\$ 1,102.72	\$ 1,227.02	11.27%
MGS-S Customer 6197	\$ 16,462.14	\$ 16,570.94	0.66%	\$ 2,401.99	\$ 2,544.89	5.95%

Internal Use

Customer	Bundled 8/23 Prices	Bundled 1/24 Prices	Bundled % Difference	Distribution 1/24 Prices	Distribution 8/24 Prices	Distribution % Difference
MGS-S Customer 6198	\$ 20,332.99	\$ 20,442.50	0.54%	\$ 2,431.72	\$ 2,574.88	5.89%
MGS-S Customer 6199	\$ 12,839.20	\$ 12,919.04	0.62%	\$ 1,677.87	\$ 1,785.32	6.40%
MGS-S Customer 6200	\$ 4,702.04	\$ 4,766.13	1.36%	\$ 965.88	\$ 1,063.26	10.08%
MGS-S Customer 6201	\$ 54,275.97	\$ 54,493.41	0.40%	\$ 7,326.14	\$ 7,539.53	2.91%
MGS-S Customer 6202	\$ 6,835.27	\$ 6,928.42	1.36%	\$ 1,693.73	\$ 1,826.61	7.85%
MGS-S Customer 6203	\$ 12,987.11	\$ 13,100.00	0.87%	\$ 2,591.55	\$ 2,737.46	5.63%
MGS-S Customer 6204	\$ 35,924.28	\$ 36,083.17	0.44%	\$ 4,676.71	\$ 4,852.49	3.76%
MGS-S Customer 6205	\$ 6,977.32	\$ 7,046.46	0.99%	\$ 1,192.54	\$ 1,292.99	8.42%
MGS-S Customer 6206	\$ 10,221.49	\$ 10,316.37	0.93%	\$ 1,770.23	\$ 1,904.05	7.56%
MGS-S Customer 6207	\$ 28,491.09	\$ 28,634.84	0.50%	\$ 3,988.96	\$ 4,154.78	4.16%
MGS-S Customer 6208	\$ 10,553.52	\$ 10,643.02	0.85%	\$ 1,526.92	\$ 1,657.31	8.54%
MGS-S Customer 6209	\$ 15,873.20	\$ 15,995.76	0.77%	\$ 3,025.33	\$ 3,177.14	5.02%
MGS-S Customer 6210	\$ 7,458.62	\$ 7,545.67	1.17%	\$ 1,415.32	\$ 1,544.07	9.10%
MGS-S Customer 6211	\$ 11,125.94	\$ 11,223.14	0.87%	\$ 1,877.04	\$ 2,012.50	7.22%
MGS-S Customer 6212	\$ 4,645.51	\$ 4,708.94	1.37%	\$ 933.24	\$ 1,029.97	10.36%
MGS-S Customer 6213	\$ 6,781.31	\$ 6,895.41	1.68%	\$ 2,641.83	\$ 2,788.17	5.54%
MGS-S Customer 6214	\$ 10,572.33	\$ 10,674.54	0.97%	\$ 2,103.46	\$ 2,242.14	6.59%
MGS-S Customer 6215	\$ 9,249.41	\$ 9,347.55	1.06%	\$ 1,918.38	\$ 2,054.37	7.09%
MGS-S Customer 6216	\$ 17,716.20	\$ 17,835.97	0.68%	\$ 2,899.66	\$ 3,049.71	5.17%
MGS-S Customer 6217	\$ 18,771.69	\$ 18,904.03	0.70%	\$ 3,469.40	\$ 3,627.63	4.56%
MGS-S Customer 6218	\$ 226,781.44	\$ 227,197.47	0.18%	\$ 16,182.06	\$ 16,568.16	2.39%
MGS-S Customer 6219	\$ 8,572.73	\$ 8,662.12	1.04%	\$ 1,521.34	\$ 1,651.59	8.56%
MGS-S Customer 6220	\$ 7,547.88	\$ 7,626.94	1.05%	\$ 1,643.87	\$ 1,750.89	6.51%
MGS-S Customer 6221	\$ 32,288.94	\$ 32,422.34	0.41%	\$ 3,513.26	\$ 3,671.80	4.51%
MGS-S Customer 6222	\$ 50,715.65	\$ 50,870.57	0.31%	\$ 4,492.01	\$ 4,664.79	3.85%
MGS-S Customer 6223	\$ 24,715.01	\$ 24,841.28	0.51%	\$ 3,778.72	\$ 3,915.98	3.63%
MGS-S Customer 6224	\$ 6,846.45	\$ 6,914.04	0.99%	\$ 1,121.74	\$ 1,221.15	8.86%
MGS-S Customer 6225	\$ 133,808.58	\$ 134,081.25	0.20%	\$ 9,833.93	\$ 10,083.50	2.54%
MGS-S Customer 6226	\$ 18,697.13	\$ 18,790.20	0.50%	\$ 2,275.67	\$ 2,391.54	5.09%
MGS-S Customer 6227	\$ 26,650.00	\$ 26,776.53	0.47%	\$ 3,206.42	\$ 3,360.89	4.82%
MGS-S Customer 6228	\$ 16,070.36	\$ 16,174.30	0.65%	\$ 2,181.21	\$ 2,320.94	6.41%
MGS-S Customer 6229	\$ 41,651.09	\$ 41,794.76	0.34%	\$ 3,979.94	\$ 4,145.27	4.15%
MGS-S Customer 6230	\$ 12,483.34	\$ 12,580.96	0.78%	\$ 1,895.63	\$ 2,031.32	7.16%
MGS-S Customer 6231	\$ 9,740.37	\$ 9,836.27	0.98%	\$ 1,817.47	\$ 1,952.06	7.41%
MGS-S Customer 6232	\$ 304,629.40	\$ 305,199.48	0.19%	\$ 22,991.78	\$ 23,531.56	2.35%
MGS-S Customer 6233	\$ 11,215.95	\$ 11,292.44	0.68%	\$ 936.57	\$ 1,058.45	13.01%
MGS-S Customer 6234	\$ 23,800.45	\$ 23,971.28	0.72%	\$ 5,212.69	\$ 5,395.75	3.51%
MGS-S Customer 6235	\$ 52,285.90	\$ 52,486.45	0.38%	\$ 6,563.26	\$ 6,765.88	3.09%
MGS-S Customer 6236	\$ 32,895.16	\$ 33,038.47	0.44%	\$ 3,966.57	\$ 4,131.90	4.17%
MGS-S Customer 6237	\$ 16,024.71	\$ 16,095.78	0.44%	\$ 1,281.04	\$ 1,382.82	7.95%

Internal Use

Customer	Bundled 8/23 Prices	Bundled 1/24 Prices	Bundled % Difference	Distribution 1/24 Prices	Distribution 8/24 Prices	Distribution % Difference
MGS-S Customer 6238	\$ 11,487.25	\$ 11,588.15	0.88%	\$ 2,043.72	\$ 2,181.50	6.74%
MGS-S Customer 6239	\$ 24,088.41	\$ 24,213.63	0.52%	\$ 3,146.00	\$ 3,299.54	4.88%
MGS-S Customer 6240	\$ 24,523.64	\$ 24,648.74	0.51%	\$ 3,140.44	\$ 3,293.89	4.89%
MGS-S Customer 6241	\$ 14,220.45	\$ 14,305.72	0.60%	\$ 1,923.90	\$ 2,034.87	5.77%
MGS-S Customer 6242	\$ 8,117.25	\$ 8,184.41	0.83%	\$ 1,102.08	\$ 1,201.19	8.99%
MGS-S Customer 6243	\$ 14,015.32	\$ 14,097.36	0.59%	\$ 1,777.40	\$ 1,886.23	6.12%
MGS-S Customer 6244	\$ 15,764.64	\$ 15,853.98	0.57%	\$ 2,108.34	\$ 2,221.93	5.39%
MGS-S Customer 6245	\$ 18,488.26	\$ 18,604.41	0.63%	\$ 2,735.02	\$ 2,882.67	5.40%
MGS-S Customer 6246	\$ 11,436.34	\$ 11,553.42	1.02%	\$ 2,776.50	\$ 2,924.72	5.34%
MGS-S Customer 6247	\$ 18,305.19	\$ 18,411.11	0.58%	\$ 2,271.10	\$ 2,412.11	6.21%
MGS-S Customer 6248	\$ 12,570.80	\$ 12,650.89	0.64%	\$ 1,689.26	\$ 1,796.85	6.37%
MGS-S Customer 6249	\$ 16,279.01	\$ 16,360.99	0.50%	\$ 1,774.37	\$ 1,883.14	6.13%
MGS-S Customer 6250	\$ 64,160.61	\$ 64,377.14	0.34%	\$ 7,174.78	\$ 7,418.26	3.39%
MGS-S Customer 6251	\$ 89,730.38	\$ 89,971.92	0.27%	\$ 8,415.46	\$ 8,644.20	2.72%
MGS-S Customer 6252	\$ 92,489.53	\$ 92,735.65	0.27%	\$ 8,627.45	\$ 8,859.55	2.69%
MGS-S Customer 6253	\$ 10,329.35	\$ 10,426.18	0.94%	\$ 1,858.57	\$ 1,993.66	7.27%
MGS-S Customer 6254	\$ 19,114.01	\$ 19,220.14	0.56%	\$ 2,280.89	\$ 2,422.09	6.19%
MGS-S Customer 6255	\$ 10,616.75	\$ 10,694.59	0.73%	\$ 1,586.43	\$ 1,692.51	6.69%
MGS-S Customer 6256	\$ 47,335.31	\$ 47,546.11	0.45%	\$ 7,024.74	\$ 7,233.76	2.98%
MGS-S Customer 6257	\$ 24,466.62	\$ 24,604.62	0.56%	\$ 3,727.34	\$ 3,889.36	4.35%
MGS-S Customer 6258	\$ 30,108.45	\$ 30,213.27	0.35%	\$ 2,809.58	\$ 2,933.17	4.40%
MGS-S Customer 6259	\$ 12,196.31	\$ 12,302.99	0.87%	\$ 2,307.85	\$ 2,449.55	6.14%
MGS-S Customer 6260	\$ 43,227.02	\$ 43,376.24	0.35%	\$ 4,231.79	\$ 4,400.74	3.99%
MGS-S Customer 6261	\$ 33,571.96	\$ 33,701.17	0.38%	\$ 3,327.39	\$ 3,483.59	4.69%
MGS-S Customer 6262	\$ 24,936.77	\$ 25,057.46	0.48%	\$ 2,941.70	\$ 3,092.41	5.12%
MGS-S Customer 6263	\$ 33,383.88	\$ 33,517.90	0.40%	\$ 3,544.26	\$ 3,703.46	4.49%
MGS-S Customer 6264	\$ 14,990.66	\$ 15,087.26	0.64%	\$ 1,849.02	\$ 1,984.01	7.30%
MGS-S Customer 6265	\$ 21,849.49	\$ 21,980.90	0.60%	\$ 3,423.40	\$ 3,580.70	4.59%
MGS-S Customer 6266	\$ 36,818.44	\$ 36,944.70	0.34%	\$ 3,191.94	\$ 3,346.06	4.83%
MGS-S Customer 6267	\$ 10,000.69	\$ 10,093.77	0.93%	\$ 1,688.97	\$ 1,821.65	7.86%
MGS-S Customer 6268	\$ 27,944.97	\$ 28,071.97	0.45%	\$ 3,227.28	\$ 3,382.03	4.80%
MGS-S Customer 6269	\$ 20,870.23	\$ 20,987.07	0.56%	\$ 2,765.54	\$ 2,913.60	5.35%
MGS-S Customer 6270	\$ 21,258.07	\$ 21,392.59	0.63%	\$ 3,567.66	\$ 3,727.25	4.47%
MGS-S Customer 6271	\$ 38,539.64	\$ 38,682.70	0.37%	\$ 3,956.36	\$ 4,121.60	4.18%
MGS-S Customer 6272	\$ 20,462.45	\$ 20,556.70	0.46%	\$ 2,330.04	\$ 2,446.72	5.01%
MGS-S Customer 6273	\$ 44,007.43	\$ 44,156.68	0.34%	\$ 4,236.04	\$ 4,405.26	3.99%
MGS-S Customer 6274	\$ 26,623.54	\$ 26,742.43	0.45%	\$ 2,859.28	\$ 3,008.74	5.23%
MGS-S Customer 6275	\$ 45,084.93	\$ 45,212.28	0.28%	\$ 3,830.79	\$ 3,968.99	3.61%
MGS-S Customer 6276	\$ 6,220.28	\$ 6,286.40	1.06%	\$ 1,054.63	\$ 1,153.07	9.33%
MGS-S Customer 6277	\$ 7,314.76	\$ 7,386.10	0.98%	\$ 1,291.20	\$ 1,393.03	7.89%

Customer	Bundled 8/23 Prices	Bundled 1/24 Prices	Bundled % Difference	Distribution 1/24 Prices	Distribution 8/24 Prices	Distribution % Difference
MGS-S Customer 6278	\$ 10,501.39	\$ 10,581.07	0.76%	\$ 1,671.27	\$ 1,778.64	6.42%
MGS-S Customer 6279	\$ 18,815.23	\$ 18,938.00	0.65%	\$ 3,035.84	\$ 3,187.87	5.01%
MGS-S Customer 6280	\$ 44,420.92	\$ 44,582.75	0.36%	\$ 4,791.95	\$ 4,968.12	3.68%
MGS-S Customer 6281	\$ 11,612.18	\$ 11,691.41	0.68%	\$ 1,649.69	\$ 1,756.68	6.49%
MGS-S Customer 6282	\$ 24,174.66	\$ 24,293.32	0.49%	\$ 2,850.03	\$ 2,999.46	5.24%
MGS-S Customer 6283	\$ 12,291.01	\$ 12,391.44	0.82%	\$ 1,987.45	\$ 2,135.53	7.45%
MGS-S Customer 6284	\$ 7,222.75	\$ 7,309.94	1.21%	\$ 1,422.68	\$ 1,551.59	9.06%
MGS-S Customer 6285	\$ 39,334.67	\$ 39,479.00	0.37%	\$ 4,010.41	\$ 4,176.20	4.13%
MGS-S Customer 6286	\$ 15,517.39	\$ 15,613.19	0.62%	\$ 2,401.20	\$ 2,518.99	4.91%
MGS-S Customer 6287	\$ 33,164.97	\$ 33,295.51	0.39%	\$ 3,387.69	\$ 3,544.71	4.64%
MGS-S Customer 6288	\$ 30,356.91	\$ 30,485.82	0.42%	\$ 3,315.03	\$ 3,471.12	4.71%
MGS-S Customer 6289	\$ 14,718.11	\$ 14,817.03	0.67%	\$ 1,953.79	\$ 2,090.28	6.99%
MGS-S Customer 6290	\$ 37,796.89	\$ 37,946.43	0.40%	\$ 4,251.15	\$ 4,420.71	3.99%
MGS-S Customer 6291	\$ 31,358.00	\$ 31,489.55	0.42%	\$ 3,434.84	\$ 3,592.65	4.59%
MGS-S Customer 6292	\$ 33,197.67	\$ 33,309.17	0.34%	\$ 3,107.53	\$ 3,235.04	4.10%
MGS-S Customer 6293	\$ 10,012.45	\$ 10,115.44	1.03%	\$ 2,138.85	\$ 2,278.01	6.51%
MGS-S Customer 6294	\$ 10,454.02	\$ 10,547.95	0.90%	\$ 1,727.24	\$ 1,860.44	7.71%
MGS-S Customer 6295	\$ 13,891.67	\$ 13,987.60	0.69%	\$ 1,817.76	\$ 1,952.26	7.40%
MGS-S Customer 6296	\$ 22,349.14	\$ 22,485.19	0.61%	\$ 3,638.77	\$ 3,799.51	4.42%
MGS-S Customer 6297	\$ 9,885.47	\$ 9,962.25	0.78%	\$ 1,538.41	\$ 1,643.78	6.85%
MGS-S Customer 6298	\$ 56,163.05	\$ 56,396.50	0.42%	\$ 7,956.23	\$ 8,212.00	3.21%
MGS-S Customer 6299	\$ 46,406.42	\$ 46,547.59	0.30%	\$ 3,868.90	\$ 4,032.77	4.24%
MGS-S Customer 6300	\$ 15,458.01	\$ 15,568.62	0.72%	\$ 2,483.02	\$ 2,627.03	5.80%
MGS-S Customer 6301	\$ 16,685.16	\$ 16,792.99	0.65%	\$ 2,358.08	\$ 2,500.37	6.03%
MGS-S Customer 6302	\$ 30,846.61	\$ 30,964.77	0.38%	\$ 2,824.87	\$ 2,973.75	5.27%
MGS-S Customer 6303	\$ 31,836.21	\$ 31,958.79	0.39%	\$ 3,024.58	\$ 3,176.29	5.02%
MGS-S Customer 6304	\$ 12,130.52	\$ 12,233.32	0.85%	\$ 2,131.03	\$ 2,270.16	6.53%
MGS-S Customer 6305	\$ 13,658.83	\$ 13,760.34	0.74%	\$ 2,070.87	\$ 2,209.00	6.67%
MGS-S Customer 6306	\$ 40,014.67	\$ 40,155.89	0.35%	\$ 3,872.52	\$ 4,036.56	4.24%
MGS-S Customer 6307	\$ 27,770.28	\$ 27,900.93	0.47%	\$ 3,391.16	\$ 3,548.16	4.63%
MGS-S Customer 6308	\$ 21,274.54	\$ 21,379.69	0.49%	\$ 2,822.62	\$ 2,946.25	4.38%
MGS-S Customer 6309	\$ 11,939.37	\$ 12,040.36	0.85%	\$ 2,049.15	\$ 2,187.08	6.73%
MGS-S Customer 6310	\$ 29,477.90	\$ 29,641.47	0.55%	\$ 4,882.99	\$ 5,061.30	3.65%
MGS-S Customer 6311	\$ 15,686.83	\$ 15,794.72	0.69%	\$ 2,360.11	\$ 2,502.36	6.03%
MGS-S Customer 6312	\$ 7,507.06	\$ 7,594.05	1.16%	\$ 1,413.78	\$ 1,542.57	9.11%
MGS-S Customer 6313	\$ 63,646.96	\$ 63,834.67	0.29%	\$ 5,973.94	\$ 6,167.66	3.24%
MGS-S Customer 6314	\$ 46,714.33	\$ 46,915.12	0.43%	\$ 6,570.68	\$ 6,773.19	3.08%
MGS-S Customer 6315	\$ 61,477.18	\$ 61,742.85	0.43%	\$ 9,387.29	\$ 9,669.55	3.01%
MGS-S Customer 6316	\$ 8,786.26	\$ 8,876.64	1.03%	\$ 1,566.65	\$ 1,697.58	8.36%
MGS-S Customer 6317	\$ 36,980.77	\$ 37,138.53	0.43%	\$ 4,618.75	\$ 4,793.22	3.78%

Customer	Bundled 8/23 Prices	Bundled 1/24 Prices	Bundled % Difference	Distribution 1/24 Prices	Distribution 8/24 Prices	Distribution % Difference
MGS-S Customer 6318	\$ 15,864.97	\$ 15,971.12	0.67%	\$ 2,282.19	\$ 2,423.42	6.19%
MGS-S Customer 6319	\$ 32,908.13	\$ 33,048.31	0.43%	\$ 3,823.59	\$ 3,986.78	4.27%
MGS-S Customer 6320	\$ 13,869.52	\$ 13,981.80	0.81%	\$ 2,558.06	\$ 2,703.09	5.67%
MGS-S Customer 6321	\$ 17,636.11	\$ 17,743.76	0.61%	\$ 2,349.63	\$ 2,491.80	6.05%
MGS-S Customer 6322	\$ 129,728.46	\$ 130,062.34	0.26%	\$ 12,609.46	\$ 12,899.10	2.30%
MGS-S Customer 6323	\$ 31,890.60	\$ 32,013.97	0.39%	\$ 3,061.80	\$ 3,214.12	4.97%
MGS-S Customer 6324	\$ 45,913.54	\$ 46,064.02	0.33%	\$ 4,290.04	\$ 4,459.92	3.96%
MGS-S Customer 6325	\$ 15,131.39	\$ 15,226.37	0.63%	\$ 2,364.29	\$ 2,481.54	4.96%
MGS-S Customer 6326	\$ 9,957.12	\$ 10,079.43	1.23%	\$ 3,008.10	\$ 3,159.24	5.02%
MGS-S Customer 6327	\$ 23,167.95	\$ 23,290.38	0.53%	\$ 3,019.00	\$ 3,170.70	5.02%
MGS-S Customer 6328	\$ 23,483.66	\$ 23,610.39	0.54%	\$ 3,214.64	\$ 3,369.19	4.81%
MGS-S Customer 6329	\$ 9,387.88	\$ 9,476.30	0.94%	\$ 1,475.84	\$ 1,605.36	8.78%
MGS-S Customer 6330	\$ 22,582.09	\$ 22,743.14	0.71%	\$ 4,643.58	\$ 4,857.65	4.61%
MGS-S Customer 6331	\$ 9,950.68	\$ 10,029.01	0.79%	\$ 1,609.84	\$ 1,716.32	6.61%
MGS-S Customer 6332	\$ 19,926.57	\$ 20,013.25	0.43%	\$ 1,987.21	\$ 2,099.02	5.63%
MGS-S Customer 6333	\$ 12,381.37	\$ 12,483.46	0.82%	\$ 2,095.77	\$ 2,234.17	6.60%
MGS-S Customer 6334	\$ 9,148.43	\$ 9,230.77	0.90%	\$ 1,793.36	\$ 1,902.58	6.09%
MGS-S Customer 6335	\$ 24,259.11	\$ 24,362.45	0.43%	\$ 2,744.75	\$ 2,867.57	4.47%
MGS-S Customer 6336	\$ 16,546.82	\$ 16,654.78	0.65%	\$ 2,364.71	\$ 2,507.14	6.02%
MGS-S Customer 6337	\$ 9,704.60	\$ 9,779.26	0.77%	\$ 1,444.47	\$ 1,548.64	7.21%
MGS-S Customer 6338	\$ 20,806.69	\$ 20,925.94	0.57%	\$ 2,876.34	\$ 3,026.09	5.21%
MGS-S Customer 6339	\$ 10,509.88	\$ 10,588.10	0.74%	\$ 1,603.67	\$ 1,709.99	6.63%
MGS-S Customer 6340	\$ 27,737.22	\$ 27,841.87	0.38%	\$ 2,801.57	\$ 2,925.02	4.41%
MGS-S Customer 6341	\$ 34,263.56	\$ 34,394.43	0.38%	\$ 3,405.20	\$ 3,562.69	4.62%
MGS-S Customer 6342	\$ 92,106.37	\$ 92,368.19	0.28%	\$ 9,338.23	\$ 9,580.42	2.59%
MGS-S Customer 6343	\$ 3,437.60	\$ 3,501.80	1.87%	\$ 970.43	\$ 1,067.84	10.04%
MGS-S Customer 6344	\$ 11,573.38	\$ 11,658.36	0.73%	\$ 1,910.50	\$ 2,021.26	5.80%
MGS-S Customer 6345	\$ 6,920.84	\$ 6,989.93	1.00%	\$ 1,192.22	\$ 1,292.81	8.44%
MGS-S Customer 6346	\$ 16,152.60	\$ 16,262.86	0.68%	\$ 2,465.97	\$ 2,609.65	5.83%
MGS-S Customer 6347	\$ 12,665.38	\$ 12,750.86	0.67%	\$ 1,932.56	\$ 2,043.58	5.74%
MGS-S Customer 6348	\$ 7,311.07	\$ 7,382.47	0.98%	\$ 1,296.40	\$ 1,398.43	7.87%
MGS-S Customer 6349	\$ 9,937.37	\$ 10,050.21	1.14%	\$ 2,586.09	\$ 2,731.71	5.63%
MGS-S Customer 6350	\$ 8,830.67	\$ 8,907.15	0.87%	\$ 1,528.76	\$ 1,634.29	6.90%
MGS-S Customer 6351	\$ 6,194.30	\$ 6,267.69	1.18%	\$ 1,387.01	\$ 1,490.39	7.45%
MGS-S Customer 6352	\$ 6,647.54	\$ 6,717.02	1.05%	\$ 1,207.71	\$ 1,308.35	8.33%
MGS-S Customer 6353	\$ 19,494.33	\$ 19,579.14	0.44%	\$ 1,902.01	\$ 2,012.56	5.81%
MGS-S Customer 6354	\$ 14,969.57	\$ 15,062.01	0.62%	\$ 1,661.87	\$ 1,794.31	7.97%
MGS-S Customer 6355	\$ 42,376.45	\$ 42,549.09	0.41%	\$ 5,298.20	\$ 5,482.73	3.48%
MGS-S Customer 6356	\$ 17,013.43	\$ 17,124.82	0.65%	\$ 2,518.07	\$ 2,662.56	5.74%
MGS-S Customer 6357	\$ 27,346.28	\$ 27,476.59	0.48%	\$ 3,377.34	\$ 3,534.23	4.65%

Internal Use

Customer	Bundled 8/23 Prices	Bundled 1/24 Prices	Bundled % Difference	Distribution 1/24 Prices	Distribution 8/24 Prices	Distribution % Difference
MGS-S Customer 6358	\$ 18,911.20	\$ 19,016.71	0.56%	\$ 2,252.19	\$ 2,392.91	6.25%
MGS-S Customer 6359	\$ 20,396.68	\$ 20,510.31	0.56%	\$ 2,619.43	\$ 2,765.36	5.57%
MGS-S Customer 6360	\$ 24,710.08	\$ 24,809.14	0.40%	\$ 2,548.97	\$ 2,668.84	4.70%
MGS-S Customer 6361	\$ 48,617.93	\$ 48,780.60	0.33%	\$ 4,847.04	\$ 5,025.16	3.67%
MGS-S Customer 6362	\$ 17,976.64	\$ 18,084.42	0.60%	\$ 2,356.15	\$ 2,498.44	6.04%
MGS-S Customer 6363	\$ 28,342.54	\$ 28,464.04	0.43%	\$ 2,977.92	\$ 3,129.11	5.08%
MGS-S Customer 6364	\$ 108,449.84	\$ 108,695.69	0.23%	\$ 8,610.65	\$ 8,842.19	2.69%
MGS-S Customer 6365	\$ 18,497.79	\$ 18,614.17	0.63%	\$ 2,746.03	\$ 2,893.92	5.39%
MGS-S Customer 6366	\$ 32,538.99	\$ 32,698.37	0.49%	\$ 4,713.26	\$ 4,890.56	3.76%
MGS-S Customer 6367	\$ 26,171.32	\$ 26,308.78	0.53%	\$ 3,711.67	\$ 3,874.07	4.38%
MGS-S Customer 6368	\$ 9,683.29	\$ 9,775.79	0.96%	\$ 1,662.63	\$ 1,794.92	7.96%
MGS-S Customer 6369	\$ 18,608.63	\$ 18,727.61	0.64%	\$ 2,864.70	\$ 3,014.32	5.22%
MGS-S Customer 6370	\$ 9,048.99	\$ 9,157.40	1.20%	\$ 2,372.33	\$ 2,519.37	6.20%
MGS-S Customer 6371	\$ 31,240.48	\$ 31,377.43	0.44%	\$ 3,678.20	\$ 3,839.40	4.38%
MGS-S Customer 6372	\$ 14,320.94	\$ 14,402.18	0.57%	\$ 1,740.83	\$ 1,849.13	6.22%
MGS-S Customer 6373	\$ 15,161.01	\$ 15,242.01	0.53%	\$ 1,729.95	\$ 1,838.09	6.25%
MGS-S Customer 6374	\$ 6,690.22	\$ 6,769.03	1.18%	\$ 1,633.63	\$ 1,740.60	6.55%
MGS-S Customer 6375	\$ 24,954.52	\$ 25,081.38	0.51%	\$ 3,221.34	\$ 3,376.01	4.80%
MGS-S Customer 6376	\$ 8,395.42	\$ 8,468.32	0.87%	\$ 1,360.20	\$ 1,462.85	7.55%
MGS-S Customer 6377	\$ 8,301.31	\$ 8,375.64	0.90%	\$ 1,427.68	\$ 1,531.51	7.27%
MGS-S Customer 6378	\$ 16,860.92	\$ 16,969.66	0.64%	\$ 2,986.05	\$ 3,112.11	4.22%
MGS-S Customer 6379	\$ 18,758.20	\$ 18,886.74	0.69%	\$ 3,294.58	\$ 3,450.13	4.72%
MGS-S Customer 6380	\$ 19,137.47	\$ 19,226.13	0.46%	\$ 2,077.47	\$ 2,190.59	5.45%
MGS-S Customer 6381	\$ 10,203.96	\$ 10,285.46	0.80%	\$ 1,752.60	\$ 1,861.05	6.19%
MGS-S Customer 6382	\$ 16,656.90	\$ 16,750.88	0.56%	\$ 2,318.11	\$ 2,434.64	5.03%
MGS-S Customer 6383	\$ 19,721.92	\$ 19,808.98	0.44%	\$ 2,005.80	\$ 2,117.99	5.59%
MGS-S Customer 6384	\$ 13,379.35	\$ 13,471.12	0.69%	\$ 2,216.96	\$ 2,331.96	5.19%
MGS-S Customer 6385	\$ 55,743.11	\$ 55,933.39	0.34%	\$ 6,093.83	\$ 6,289.48	3.21%
MGS-S Customer 6386	\$ 5,452.91	\$ 5,534.86	1.50%	\$ 1,184.68	\$ 1,310.16	10.59%
MGS-S Customer 6387	\$ 3,691.24	\$ 3,745.96	1.48%	\$ 538.56	\$ 629.64	16.91%
MGS-S Customer 6388	\$ 22,950.96	\$ 23,047.03	0.42%	\$ 2,413.99	\$ 2,532.00	4.89%
MGS-S Customer 6389	\$ 4,350.38	\$ 4,413.26	1.45%	\$ 907.90	\$ 1,004.24	10.61%
MGS-S Customer 6390	\$ 14,367.14	\$ 14,508.82	0.99%	\$ 3,883.75	\$ 4,047.24	4.21%
MGS-S Customer 6391	\$ 8,655.35	\$ 8,734.59	0.92%	\$ 1,649.97	\$ 1,756.95	6.48%
MGS-S Customer 6392	\$ 10,262.38	\$ 10,361.90	0.97%	\$ 1,979.92	\$ 2,116.71	6.91%
MGS-S Customer 6393	\$ 31,323.58	\$ 31,452.60	0.41%	\$ 3,318.83	\$ 3,474.88	4.70%
MGS-S Customer 6394	\$ 54,956.42	\$ 55,111.21	0.28%	\$ 4,486.43	\$ 4,659.15	3.85%
MGS-S Customer 6395	\$ 13,347.94	\$ 13,431.74	0.63%	\$ 1,855.37	\$ 1,965.20	5.92%
MGS-S Customer 6396	\$ 11,958.67	\$ 12,056.25	0.82%	\$ 1,894.54	\$ 2,030.28	7.16%
MGS-S Customer 6397	\$ 16,296.22	\$ 16,386.86	0.56%	\$ 2,168.36	\$ 2,282.86	5.28%

Internal Use

Customer	Bundled 8/23 Prices	Bundled 1/24 Prices	Bundled % Difference	Distribution 1/24 Prices	Distribution 8/24 Prices	Distribution % Difference
MGS-S Customer 6398	\$ 22,381.13	\$ 22,527.68	0.65%	\$ 3,971.24	\$ 4,181.54	5.30%
MGS-S Customer 6399	\$ 20,830.72	\$ 20,935.37	0.50%	\$ 2,212.97	\$ 2,353.10	6.33%
MGS-S Customer 6400	\$ 43,373.35	\$ 43,525.58	0.35%	\$ 4,362.73	\$ 4,533.72	3.92%
MGS-S Customer 6401	\$ 7,502.15	\$ 7,592.25	1.20%	\$ 1,552.03	\$ 1,682.62	8.41%
MGS-S Customer 6402	\$ 43,772.30	\$ 43,983.01	0.48%	\$ 7,014.76	\$ 7,223.22	2.97%
MGS-S Customer 6403	\$ 12,052.18	\$ 12,148.70	0.80%	\$ 1,845.05	\$ 1,979.97	7.31%
MGS-S Customer 6404	\$ 195,404.93	\$ 195,744.31	0.17%	\$ 12,845.47	\$ 13,137.28	2.27%
MGS-S Customer 6405	\$ 22,910.38	\$ 23,020.79	0.48%	\$ 2,473.59	\$ 2,617.45	5.82%
MGS-S Customer 6406	\$ 29,864.84	\$ 29,986.36	0.41%	\$ 2,978.19	\$ 3,129.34	5.08%
MGS-S Customer 6407	\$ 15,157.43	\$ 15,258.77	0.67%	\$ 2,063.90	\$ 2,201.98	6.69%
MGS-S Customer 6408	\$ 12,632.25	\$ 12,730.65	0.78%	\$ 1,930.04	\$ 2,066.19	7.05%
MGS-S Customer 6409	\$ 24,460.10	\$ 24,575.91	0.47%	\$ 2,719.93	\$ 2,867.41	5.42%
MGS-S Customer 6410	\$ 9,192.32	\$ 9,284.26	1.00%	\$ 1,638.60	\$ 1,770.64	8.06%
MGS-S Customer 6411	\$ 10,149.34	\$ 10,242.33	0.92%	\$ 1,685.04	\$ 1,817.70	7.87%
MGS-S Customer 6412	\$ 15,806.43	\$ 15,906.24	0.63%	\$ 1,994.39	\$ 2,131.47	6.87%
MGS-S Customer 6413	\$ 39,959.63	\$ 40,099.22	0.35%	\$ 3,798.46	\$ 3,961.43	4.29%
MGS-S Customer 6414	\$ 19,446.46	\$ 19,550.72	0.54%	\$ 2,786.55	\$ 2,909.96	4.43%
MGS-S Customer 6415	\$ 7,739.91	\$ 7,823.95	1.09%	\$ 1,280.13	\$ 1,407.05	9.91%
MGS-S Customer 6416	\$ 45,790.52	\$ 45,954.42	0.36%	\$ 4,901.84	\$ 5,080.69	3.65%
MGS-S Customer 6417	\$ 43,020.53	\$ 43,164.80	0.34%	\$ 4,594.97	\$ 4,743.91	3.24%
MGS-S Customer 6418	\$ 10,514.27	\$ 10,592.33	0.74%	\$ 1,596.68	\$ 1,702.91	6.65%
MGS-S Customer 6419	\$ 11,429.93	\$ 11,512.62	0.72%	\$ 1,804.84	\$ 1,913.92	6.04%
MGS-S Customer 6420	\$ 15,475.51	\$ 15,580.37	0.68%	\$ 2,223.05	\$ 2,363.37	6.31%
MGS-S Customer 6421	\$ 14,745.54	\$ 14,844.81	0.67%	\$ 1,970.24	\$ 2,106.99	6.94%
MGS-S Customer 6422	\$ 9,035.05	\$ 9,126.31	1.01%	\$ 1,609.47	\$ 1,741.21	8.19%
MGS-S Customer 6423	\$ 127,482.62	\$ 127,762.59	0.22%	\$ 10,166.39	\$ 10,420.79	2.50%
MGS-S Customer 6424	\$ 6,086.06	\$ 6,164.54	1.29%	\$ 1,027.47	\$ 1,150.68	11.99%
MGS-S Customer 6425	\$ 14,120.92	\$ 14,197.92	0.55%	\$ 1,548.69	\$ 1,654.23	6.81%
MGS-S Customer 6426	\$ 11,668.45	\$ 11,755.02	0.74%	\$ 1,979.76	\$ 2,091.30	5.63%
MGS-S Customer 6427	\$ 15,084.72	\$ 15,193.54	0.72%	\$ 2,401.87	\$ 2,544.72	5.95%
MGS-S Customer 6428	\$ 22,378.19	\$ 22,486.27	0.48%	\$ 2,367.86	\$ 2,510.18	6.01%
MGS-S Customer 6429	\$ 32,763.68	\$ 32,901.98	0.42%	\$ 3,737.29	\$ 3,899.19	4.33%
MGS-S Customer 6430	\$ 10,073.03	\$ 10,169.71	0.96%	\$ 1,854.40	\$ 1,989.64	7.29%
MGS-S Customer 6431	\$ 16,515.94	\$ 16,635.63	0.72%	\$ 2,895.19	\$ 3,045.12	5.18%
MGS-S Customer 6432	\$ 14,476.38	\$ 14,561.03	0.58%	\$ 1,894.64	\$ 2,005.08	5.83%
MGS-S Customer 6433	\$ 18,497.48	\$ 18,609.52	0.61%	\$ 2,548.82	\$ 2,693.81	5.69%
MGS-S Customer 6434	\$ 16,442.03	\$ 16,535.25	0.57%	\$ 1,694.83	\$ 1,827.55	7.83%
MGS-S Customer 6435	\$ 16,830.26	\$ 16,942.87	0.67%	\$ 2,573.53	\$ 2,718.84	5.65%
MGS-S Customer 6436	\$ 15,800.59	\$ 15,907.89	0.68%	\$ 2,334.22	\$ 2,476.18	6.08%
MGS-S Customer 6437	\$ 39,073.88	\$ 39,321.67	0.63%	\$ 8,481.33	\$ 8,782.90	3.56%

Internal Use

Customer	Bundled 8/23 Prices	Bundled 1/24 Prices	Bundled % Difference	Distribution 1/24 Prices	Distribution 8/24 Prices	Distribution % Difference
MGS-S Customer 6438	\$ 15,719.79	\$ 15,851.32	0.84%	\$ 3,424.15	\$ 3,581.14	4.58%
MGS-S Customer 6439	\$ 58,394.24	\$ 58,621.79	0.39%	\$ 7,732.16	\$ 7,968.33	3.05%
MGS-S Customer 6440	\$ 50,959.62	\$ 51,112.59	0.30%	\$ 4,991.73	\$ 5,146.54	3.10%
MGS-S Customer 6441	\$ 12,103.77	\$ 12,190.57	0.72%	\$ 1,993.01	\$ 2,104.95	5.62%
MGS-S Customer 6442	\$ 6,811.89	\$ 6,916.50	1.54%	\$ 2,213.07	\$ 2,353.35	6.34%
MGS-S Customer 6443	\$ 11,432.08	\$ 11,539.75	0.94%	\$ 2,350.57	\$ 2,492.73	6.05%
MGS-S Customer 6444	\$ 10,099.53	\$ 10,198.71	0.98%	\$ 1,964.78	\$ 2,101.37	6.95%
MGS-S Customer 6445	\$ 18,998.08	\$ 19,108.63	0.58%	\$ 2,482.09	\$ 2,626.21	5.81%
MGS-S Customer 6446	\$ 19,696.64	\$ 19,809.58	0.57%	\$ 2,589.85	\$ 2,735.48	5.62%
MGS-S Customer 6447	\$ 3,488.95	\$ 3,578.01	2.55%	\$ 1,506.75	\$ 1,636.82	8.63%
MGS-S Customer 6448	\$ 14,122.60	\$ 14,223.33	0.71%	\$ 2,036.95	\$ 2,174.73	6.76%
MGS-S Customer 6449	\$ 9,051.35	\$ 9,139.84	0.98%	\$ 1,481.06	\$ 1,610.78	8.76%
MGS-S Customer 6450	\$ 65,997.98	\$ 66,186.51	0.29%	\$ 6,016.29	\$ 6,210.96	3.24%
MGS-S Customer 6451	\$ 6,889.99	\$ 6,968.94	1.15%	\$ 1,636.68	\$ 1,743.48	6.53%
MGS-S Customer 6452	\$ 88,890.57	\$ 89,120.09	0.26%	\$ 7,873.64	\$ 8,094.83	2.81%
MGS-S Customer 6453	\$ 49,158.71	\$ 49,328.28	0.34%	\$ 5,158.15	\$ 5,340.61	3.54%
MGS-S Customer 6454	\$ 25,381.69	\$ 25,481.60	0.39%	\$ 2,586.47	\$ 2,706.83	4.65%
MGS-S Customer 6455	\$ 29,231.06	\$ 29,364.56	0.46%	\$ 3,517.81	\$ 3,676.45	4.51%
MGS-S Customer 6456	\$ 29,754.75	\$ 29,885.22	0.44%	\$ 3,378.26	\$ 3,534.74	4.63%
MGS-S Customer 6457	\$ 1,660.03	\$ 1,736.48	4.61%	\$ 934.83	\$ 1,056.68	13.03%
MGS-S Customer 6458	\$ 20,168.25	\$ 20,276.90	0.54%	\$ 2,394.79	\$ 2,537.59	5.96%
MGS-S Customer 6459	\$ 13,061.27	\$ 13,158.21	0.74%	\$ 1,863.87	\$ 1,999.06	7.25%
MGS-S Customer 6460	\$ 42,770.57	\$ 42,921.53	0.35%	\$ 4,310.94	\$ 4,481.04	3.95%
MGS-S Customer 6461	\$ 35,997.05	\$ 36,125.53	0.36%	\$ 3,294.77	\$ 3,450.50	4.73%
MGS-S Customer 6462	\$ 7,363.48	\$ 7,453.72	1.23%	\$ 1,561.61	\$ 1,692.57	8.39%
MGS-S Customer 6463	\$ 13,731.95	\$ 13,834.16	0.74%	\$ 2,103.52	\$ 2,242.20	6.59%
MGS-S Customer 6464	\$ 26,982.13	\$ 27,099.84	0.44%	\$ 2,806.80	\$ 2,955.59	5.30%
MGS-S Customer 6465	\$ 15,245.68	\$ 15,342.17	0.63%	\$ 2,433.61	\$ 2,551.93	4.86%
MGS-S Customer 6466	\$ 73,943.58	\$ 74,119.72	0.24%	\$ 5,452.82	\$ 5,639.30	3.42%
MGS-S Customer 6467	\$ 16,624.97	\$ 16,736.21	0.67%	\$ 2,512.16	\$ 2,656.63	5.75%
MGS-S Customer 6468	\$ 11,389.22	\$ 11,466.57	0.68%	\$ 1,564.75	\$ 1,670.52	6.76%
MGS-S Customer 6469	\$ 9,568.05	\$ 9,661.29	0.97%	\$ 1,696.48	\$ 1,829.29	7.83%
MGS-S Customer 6470	\$ 7,810.54	\$ 7,897.85	1.12%	\$ 1,427.61	\$ 1,556.57	9.03%
MGS-S Customer 6471	\$ 40,584.75	\$ 40,724.77	0.35%	\$ 3,817.80	\$ 3,981.02	4.28%
MGS-S Customer 6472	\$ 27,844.74	\$ 27,954.26	0.39%	\$ 2,434.29	\$ 2,577.64	5.89%
MGS-S Customer 6473	\$ 33,327.83	\$ 33,474.65	0.44%	\$ 4,127.12	\$ 4,294.84	4.06%
MGS-S Customer 6474	\$ 3,571.89	\$ 3,650.27	2.19%	\$ 1,022.15	\$ 1,145.23	12.04%
MGS-S Customer 6475	\$ 161,409.33	\$ 162,149.21	0.46%	\$ 29,089.84	\$ 30,224.37	3.90%
MGS-S Customer 6476	\$ 211,805.95	\$ 212,181.53	0.18%	\$ 14,490.31	\$ 14,805.94	2.18%
MGS-S Customer 6477	\$ 6,614.24	\$ 6,698.53	1.27%	\$ 1,290.71	\$ 1,417.71	9.84%

Internal Use

Customer	Bundled 8/23 Prices	Bundled 1/24 Prices	Bundled % Difference	Distribution 1/24 Prices	Distribution 8/24 Prices	Distribution % Difference
MGS-S Customer 6478	\$ 22,382.88	\$ 22,528.03	0.65%	\$ 4,049.57	\$ 4,216.04	4.11%
MGS-S Customer 6479	\$ 16,743.68	\$ 16,845.45	0.61%	\$ 2,083.54	\$ 2,221.91	6.64%
MGS-S Customer 6480	\$ 22,293.05	\$ 22,418.75	0.56%	\$ 3,166.59	\$ 3,320.35	4.86%
MGS-S Customer 6481	\$ 40,131.43	\$ 40,323.80	0.48%	\$ 6,021.66	\$ 6,270.39	4.13%
MGS-S Customer 6482	\$ 36,969.76	\$ 37,103.38	0.36%	\$ 3,527.44	\$ 3,686.50	4.51%
MGS-S Customer 6483	\$ 135,272.35	\$ 135,569.99	0.22%	\$ 10,965.05	\$ 11,230.75	2.42%
MGS-S Customer 6484	\$ 10,904.30	\$ 10,999.02	0.87%	\$ 1,763.17	\$ 1,896.91	7.59%
MGS-S Customer 6485	\$ 9,455.81	\$ 9,546.07	0.95%	\$ 1,559.87	\$ 1,690.63	8.38%
MGS-S Customer 6486	\$ 6,867.88	\$ 6,942.39	1.08%	\$ 1,434.40	\$ 1,538.19	7.24%
MGS-S Customer 6487	\$ 9,924.19	\$ 10,002.90	0.79%	\$ 1,624.54	\$ 1,731.07	6.56%
MGS-S Customer 6488	\$ 26,503.77	\$ 26,625.96	0.46%	\$ 3,007.42	\$ 3,158.91	5.04%
MGS-S Customer 6489	\$ 8,149.31	\$ 8,234.34	1.04%	\$ 1,911.21	\$ 2,021.86	5.79%
MGS-S Customer 6490	\$ 10,046.94	\$ 10,150.61	1.03%	\$ 2,168.12	\$ 2,307.60	6.43%
MGS-S Customer 6491	\$ 12,525.61	\$ 12,619.27	0.75%	\$ 2,303.17	\$ 2,419.46	5.05%
MGS-S Customer 6492	\$ 100,895.84	\$ 101,253.49	0.35%	\$ 13,665.60	\$ 13,968.54	2.22%
MGS-S Customer 6493	\$ 16,608.27	\$ 16,719.91	0.67%	\$ 2,530.25	\$ 2,674.99	5.72%
MGS-S Customer 6494	\$ 8,656.00	\$ 8,761.60	1.22%	\$ 2,254.82	\$ 2,395.49	6.24%
MGS-S Customer 6495	\$ 8,744.91	\$ 8,819.90	0.86%	\$ 1,456.60	\$ 1,560.76	7.15%
MGS-S Customer 6496	\$ 165,169.11	\$ 165,502.01	0.20%	\$ 12,564.23	\$ 12,852.89	2.30%
MGS-S Customer 6497	\$ 17,772.60	\$ 17,868.48	0.54%	\$ 2,405.02	\$ 2,522.86	4.90%
MGS-S Customer 6498	\$ 22,207.50	\$ 22,305.99	0.44%	\$ 2,524.27	\$ 2,643.89	4.74%
MGS-S Customer 6499	\$ 69,388.24	\$ 69,626.92	0.34%	\$ 8,279.62	\$ 8,505.99	2.73%
MGS-S Customer 6500	\$ 42,729.94	\$ 42,903.87	0.41%	\$ 5,350.37	\$ 5,535.21	3.45%
MGS-S Customer 6501	\$ 25,454.22	\$ 25,574.72	0.47%	\$ 2,933.28	\$ 3,083.86	5.13%
MGS-S Customer 6502	\$ 12,137.48	\$ 12,232.94	0.79%	\$ 1,798.17	\$ 1,932.50	7.47%
MGS-S Customer 6503	\$ 3,141.48	\$ 3,225.39	2.67%	\$ 1,272.20	\$ 1,398.85	9.96%
MGS-S Customer 6504	\$ 12,589.68	\$ 12,691.63	0.81%	\$ 2,089.84	\$ 2,228.17	6.62%
MGS-S Customer 6505	\$ 30,821.76	\$ 30,959.93	0.45%	\$ 3,731.69	\$ 3,893.50	4.34%
MGS-S Customer 6506	\$ 19,192.93	\$ 19,301.78	0.57%	\$ 2,406.00	\$ 2,549.08	5.95%
MGS-S Customer 6507	\$ 49,325.39	\$ 49,572.43	0.50%	\$ 8,470.30	\$ 8,762.33	3.45%
MGS-S Customer 6508	\$ 116,020.25	\$ 116,466.37	0.38%	\$ 17,303.77	\$ 17,780.55	2.76%
MGS-S Customer 6509	\$ 60,202.77	\$ 60,404.78	0.34%	\$ 6,621.80	\$ 6,824.74	3.06%
MGS-S Customer 6510	\$ 57,074.96	\$ 57,252.56	0.31%	\$ 5,516.20	\$ 5,703.38	3.39%
MGS-S Customer 6511	\$ 21,619.84	\$ 21,734.22	0.53%	\$ 2,654.70	\$ 2,801.24	5.52%
MGS-S Customer 6512	\$ 6,169.36	\$ 6,250.62	1.32%	\$ 1,153.01	\$ 1,278.03	10.84%
MGS-S Customer 6513	\$ 34,987.22	\$ 35,102.89	0.33%	\$ 2,712.34	\$ 2,859.62	5.43%
MGS-S Customer 6514	\$ 10,800.45	\$ 10,909.81	1.01%	\$ 2,426.18	\$ 2,569.38	5.90%
MGS-S Customer 6515	\$ 108,886.25	\$ 109,145.08	0.24%	\$ 9,196.64	\$ 9,436.39	2.61%
MGS-S Customer 6516	\$ 47,426.92	\$ 47,593.73	0.35%	\$ 5,026.28	\$ 5,206.38	3.58%
MGS-S Customer 6517	\$ 17,568.08	\$ 17,684.61	0.66%	\$ 2,751.94	\$ 2,899.85	5.37%

Internal Use

Customer	Bundled 8/23 Prices	Bundled 1/24 Prices	Bundled % Difference	Distribution 1/24 Prices	Distribution 8/24 Prices	Distribution % Difference
MGS-S Customer 6518	\$ 26,173.90	\$ 26,298.89	0.48%	\$ 3,136.91	\$ 3,290.42	4.89%
MGS-S Customer 6519	\$ 40,276.05	\$ 40,446.41	0.42%	\$ 5,191.58	\$ 5,374.37	3.52%
MGS-S Customer 6520	\$ 29,136.83	\$ 29,269.51	0.46%	\$ 3,484.53	\$ 3,642.94	4.55%
MGS-S Customer 6521	\$ 81,579.97	\$ 81,790.83	0.26%	\$ 7,028.38	\$ 7,237.52	2.98%
MGS-S Customer 6522	\$ 8,085.29	\$ 8,175.37	1.11%	\$ 1,553.81	\$ 1,684.63	8.42%
MGS-S Customer 6523	\$ 10,967.46	\$ 11,060.64	0.85%	\$ 1,692.34	\$ 1,825.01	7.84%
MGS-S Customer 6524	\$ 11,823.42	\$ 11,925.48	0.86%	\$ 2,095.84	\$ 2,234.32	6.61%
MGS-S Customer 6525	\$ 48,144.68	\$ 48,274.95	0.27%	\$ 3,962.41	\$ 4,102.47	3.53%
MGS-S Customer 6526	\$ 20,769.02	\$ 20,873.74	0.50%	\$ 2,216.93	\$ 2,357.20	6.33%
MGS-S Customer 6527	\$ 4,593.42	\$ 4,662.01	1.49%	\$ 1,169.59	\$ 1,269.86	8.57%
MGS-S Customer 6528	\$ 77,712.07	\$ 77,976.00	0.34%	\$ 9,426.19	\$ 9,671.36	2.60%
MGS-S Customer 6529	\$ 4,010.11	\$ 4,077.81	1.69%	\$ 1,128.67	\$ 1,228.31	8.83%
MGS-S Customer 6530	\$ 10,649.08	\$ 10,729.42	0.75%	\$ 1,699.33	\$ 1,806.99	6.34%
MGS-S Customer 6531	\$ 24,864.05	\$ 25,017.59	0.62%	\$ 4,426.84	\$ 4,598.52	3.88%
MGS-S Customer 6532	\$ 25,048.98	\$ 25,182.43	0.53%	\$ 3,520.73	\$ 3,679.74	4.52%
MGS-S Customer 6533	\$ 8,842.42	\$ 8,928.14	0.97%	\$ 1,354.72	\$ 1,482.59	9.44%
MGS-S Customer 6534	\$ 8,731.40	\$ 8,837.92	1.22%	\$ 2,296.82	\$ 2,438.08	6.15%
MGS-S Customer 6535	\$ 92,798.76	\$ 93,049.62	0.27%	\$ 8,815.03	\$ 9,058.81	2.77%
MGS-S Customer 6536	\$ 6,568.49	\$ 6,650.74	1.25%	\$ 1,197.79	\$ 1,323.42	10.49%
MGS-S Customer 6537	\$ 7,363.09	\$ 7,447.60	1.15%	\$ 1,300.73	\$ 1,427.87	9.77%
MGS-S Customer 6538	\$ 13,219.89	\$ 13,322.50	0.78%	\$ 2,121.67	\$ 2,260.59	6.55%
MGS-S Customer 6539	\$ 134,885.62	\$ 135,277.27	0.29%	\$ 15,217.77	\$ 15,543.72	2.14%
MGS-S Customer 6540	\$ 12,834.41	\$ 12,932.83	0.77%	\$ 1,931.84	\$ 2,068.07	7.05%
MGS-S Customer 6541	\$ 6,534.60	\$ 6,604.24	1.07%	\$ 1,215.28	\$ 1,316.09	8.30%
MGS-S Customer 6542	\$ 19,336.14	\$ 19,438.07	0.53%	\$ 2,089.46	\$ 2,227.85	6.62%
MGS-S Customer 6543	\$ 20,875.89	\$ 21,005.85	0.62%	\$ 3,944.66	\$ 4,084.17	3.54%
MGS-S Customer 6544	\$ 51,378.10	\$ 51,582.00	0.40%	\$ 6,711.42	\$ 6,915.93	3.05%
MGS-S Customer 6545	\$ 40,904.09	\$ 41,041.37	0.34%	\$ 3,676.00	\$ 3,840.84	4.48%
MGS-S Customer 6546	\$ 52,524.87	\$ 52,673.06	0.28%	\$ 4,186.85	\$ 4,355.26	4.02%
MGS-S Customer 6547	\$ 27,524.13	\$ 27,647.31	0.45%	\$ 3,053.18	\$ 3,205.38	4.98%
MGS-S Customer 6548	\$ 14,066.50	\$ 14,152.02	0.61%	\$ 1,933.84	\$ 2,044.81	5.74%
MGS-S Customer 6549	\$ 85,610.90	\$ 85,824.46	0.25%	\$ 7,153.39	\$ 7,364.49	2.95%
MGS-S Customer 6550	\$ 12,499.94	\$ 12,602.11	0.82%	\$ 2,101.15	\$ 2,239.74	6.60%
MGS-S Customer 6551	\$ 18,117.19	\$ 18,223.45	0.59%	\$ 2,285.98	\$ 2,427.18	6.18%
MGS-S Customer 6552	\$ 16,941.42	\$ 17,057.92	0.69%	\$ 2,750.03	\$ 2,897.87	5.38%
MGS-S Customer 6553	\$ 7,507.13	\$ 7,586.44	1.06%	\$ 1,652.60	\$ 1,759.59	6.47%
MGS-S Customer 6554	\$ 38,434.20	\$ 38,581.84	0.38%	\$ 4,162.85	\$ 4,330.97	4.04%
MGS-S Customer 6555	\$ 16,418.16	\$ 16,482.21	0.39%	\$ 960.07	\$ 1,057.08	10.10%
MGS-S Customer 6556	\$ 15,747.96	\$ 15,857.07	0.69%	\$ 2,412.23	\$ 2,555.04	5.92%
MGS-S Customer 6557	\$ 14,681.83	\$ 14,742.43	0.41%	\$ 804.79	\$ 899.65	11.79%

Internal Use

Customer	Bundled 8/23 Prices	Bundled 1/24 Prices	Bundled % Difference	Distribution 1/24 Prices	Distribution 8/24 Prices	Distribution % Difference
MGS-S Customer 6558	\$ 10,904.89	\$ 10,988.28	0.76%	\$ 1,837.87	\$ 1,947.53	5.97%
MGS-S Customer 6559	\$ 6,438.46	\$ 6,537.95	1.55%	\$ 1,977.52	\$ 2,114.18	6.91%
MGS-S Customer 6560	\$ 28,034.61	\$ 28,155.04	0.43%	\$ 2,928.26	\$ 3,078.64	5.14%
MGS-S Customer 6561	\$ 38,945.91	\$ 39,079.54	0.34%	\$ 3,525.83	\$ 3,684.71	4.51%
MGS-S Customer 6562	\$ 49,628.80	\$ 49,802.06	0.35%	\$ 5,318.32	\$ 5,502.59	3.46%
MGS-S Customer 6563	\$ 10,237.16	\$ 10,313.80	0.75%	\$ 1,531.99	\$ 1,637.29	6.87%
MGS-S Customer 6564	\$ 13,509.71	\$ 13,593.51	0.62%	\$ 1,855.99	\$ 1,965.86	5.92%
MGS-S Customer 6565	\$ 60,048.48	\$ 60,229.36	0.30%	\$ 5,669.11	\$ 5,858.76	3.35%
MGS-S Customer 6566	\$ 18,421.11	\$ 18,518.81	0.53%	\$ 2,487.30	\$ 2,606.29	4.78%
MGS-S Customer 6567	\$ 63,481.41	\$ 63,715.14	0.37%	\$ 8,062.77	\$ 8,286.57	2.78%
MGS-S Customer 6568	\$ 15,379.51	\$ 15,482.37	0.67%	\$ 2,133.04	\$ 2,272.11	6.52%
MGS-S Customer 6569	\$ 13,349.09	\$ 13,432.72	0.63%	\$ 1,849.16	\$ 1,959.01	5.94%
MGS-S Customer 6570	\$ 15,692.61	\$ 15,791.12	0.63%	\$ 1,935.24	\$ 2,071.46	7.04%
MGS-S Customer 6571	\$ 31,938.66	\$ 32,100.01	0.51%	\$ 4,780.77	\$ 4,957.52	3.70%
MGS-S Customer 6572	\$ 5,555.73	\$ 5,643.34	1.58%	\$ 2,024.70	\$ 2,136.72	5.53%
MGS-S Customer 6573	\$ 11,574.06	\$ 11,673.59	0.86%	\$ 1,981.86	\$ 2,118.74	6.91%
MGS-S Customer 6574	\$ 13,959.97	\$ 14,075.61	0.83%	\$ 2,708.69	\$ 2,855.76	5.43%
MGS-S Customer 6575	\$ 6,837.50	\$ 6,923.85	1.26%	\$ 1,384.41	\$ 1,512.78	9.27%
MGS-S Customer 6576	\$ 83,777.42	\$ 84,017.84	0.29%	\$ 8,362.22	\$ 8,590.03	2.72%
MGS-S Customer 6577	\$ 1,567.10	\$ 1,643.92	4.90%	\$ 953.11	\$ 1,075.35	12.83%
MGS-S Customer 6578	\$ 85,527.01	\$ 85,753.13	0.26%	\$ 7,711.41	\$ 7,929.72	2.83%
MGS-S Customer 6579	\$ 8,132.65	\$ 8,203.68	0.87%	\$ 1,277.36	\$ 1,378.99	7.96%
MGS-S Customer 6580	\$ 68,015.35	\$ 68,231.84	0.32%	\$ 7,220.63	\$ 7,452.94	3.22%
MGS-S Customer 6581	\$ 14,603.22	\$ 14,700.11	0.66%	\$ 1,862.14	\$ 1,997.34	7.26%
MGS-S Customer 6582	\$ 8,237.09	\$ 8,316.12	0.96%	\$ 1,639.75	\$ 1,746.53	6.51%
MGS-S Customer 6583	\$ 20,439.87	\$ 20,552.05	0.55%	\$ 2,553.91	\$ 2,698.90	5.68%
MGS-S Customer 6584	\$ 19,663.45	\$ 19,789.35	0.64%	\$ 3,178.19	\$ 3,332.27	4.85%
MGS-S Customer 6585	\$ 25,273.38	\$ 25,392.78	0.47%	\$ 2,882.23	\$ 3,032.00	5.20%
MGS-S Customer 6586	\$ 12,966.10	\$ 13,063.79	0.75%	\$ 1,898.22	\$ 2,033.89	7.15%
MGS-S Customer 6587	\$ 11,302.58	\$ 11,402.05	0.88%	\$ 1,979.53	\$ 2,116.45	6.92%
MGS-S Customer 6588	\$ 35,887.45	\$ 36,022.98	0.38%	\$ 3,612.72	\$ 3,772.90	4.43%
MGS-S Customer 6589	\$ 24,353.14	\$ 24,447.72	0.39%	\$ 2,339.69	\$ 2,456.14	4.98%
MGS-S Customer 6590	\$ 24,885.76	\$ 25,022.05	0.55%	\$ 3,646.67	\$ 3,807.30	4.40%
MGS-S Customer 6591	\$ 7,128.25	\$ 7,225.96	1.37%	\$ 1,796.86	\$ 1,963.31	9.26%
MGS-S Customer 6592	\$ 28,670.01	\$ 28,805.87	0.47%	\$ 3,629.60	\$ 3,790.14	4.42%
MGS-S Customer 6593	\$ 22,653.41	\$ 22,767.59	0.50%	\$ 2,644.21	\$ 2,790.48	5.53%
MGS-S Customer 6594	\$ 8,819.69	\$ 8,910.99	1.04%	\$ 1,608.50	\$ 1,740.06	8.18%
MGS-S Customer 6595	\$ 34,832.27	\$ 34,969.73	0.39%	\$ 3,701.27	\$ 3,862.78	4.36%
MGS-S Customer 6596	\$ 3,067.70	\$ 3,127.98	1.96%	\$ 790.51	\$ 885.18	11.98%
MGS-S Customer 6597	\$ 18,450.51	\$ 18,545.65	0.52%	\$ 2,371.66	\$ 2,489.02	4.95%

Internal Use

Customer	Bundled 8/23 Prices	Bundled 1/24 Prices	Bundled % Difference	Distribution 1/24 Prices	Distribution 8/24 Prices	Distribution % Difference
MGS-S Customer 6598	\$ 8,764.11	\$ 8,861.45	1.11%	\$ 1,880.48	\$ 2,015.78	7.19%
MGS-S Customer 6599	\$ 2,026.15	\$ 2,080.87	2.70%	\$ 538.56	\$ 629.64	16.91%
MGS-S Customer 6600	\$ 72,142.12	\$ 72,349.65	0.29%	\$ 6,872.05	\$ 7,078.58	3.01%
MGS-S Customer 6601	\$ 15,825.25	\$ 15,915.21	0.57%	\$ 2,137.52	\$ 2,251.57	5.34%
MGS-S Customer 6602	\$ 53,504.63	\$ 53,675.30	0.32%	\$ 5,205.11	\$ 5,388.05	3.51%
MGS-S Customer 6603	\$ 8,690.71	\$ 8,764.13	0.84%	\$ 1,387.80	\$ 1,491.13	7.45%
MGS-S Customer 6604	\$ 13,453.33	\$ 13,557.95	0.78%	\$ 2,212.29	\$ 2,352.49	6.34%
MGS-S Customer 6605	\$ 3,915.03	\$ 4,005.59	2.31%	\$ 1,576.25	\$ 1,707.42	8.32%
MGS-S Customer 6606	\$ 69,213.25	\$ 69,424.66	0.31%	\$ 7,051.73	\$ 7,261.09	2.97%
MGS-S Customer 6607	\$ 28,080.97	\$ 28,213.26	0.47%	\$ 3,465.10	\$ 3,624.17	4.59%
MGS-S Customer 6608	\$ 13,636.56	\$ 13,735.76	0.73%	\$ 1,966.44	\$ 2,103.12	6.95%
MGS-S Customer 6609	\$ 6,990.13	\$ 7,088.04	1.40%	\$ 1,907.52	\$ 2,043.31	7.12%
MGS-S Customer 6610	\$ 9,265.16	\$ 9,354.54	0.96%	\$ 1,522.02	\$ 1,652.36	8.56%
MGS-S Customer 6611	\$ 51,004.18	\$ 51,148.21	0.28%	\$ 3,995.60	\$ 4,161.09	4.14%
MGS-S Customer 6612	\$ 15,577.65	\$ 15,666.70	0.57%	\$ 1,506.08	\$ 1,636.13	8.63%
MGS-S Customer 6613	\$ 27,099.05	\$ 27,221.88	0.45%	\$ 3,037.63	\$ 3,189.62	5.00%
MGS-S Customer 6614	\$ 13,070.44	\$ 13,172.24	0.78%	\$ 2,084.06	\$ 2,222.40	6.64%
MGS-S Customer 6615	\$ 9,004.50	\$ 9,099.54	1.06%	\$ 1,776.75	\$ 1,910.61	7.53%
MGS-S Customer 6616	\$ 20,167.05	\$ 20,306.55	0.69%	\$ 3,792.05	\$ 3,954.75	4.29%
MGS-S Customer 6617	\$ 38,337.71	\$ 38,466.45	0.34%	\$ 3,302.10	\$ 3,457.65	4.71%
MGS-S Customer 6618	\$ 11,505.88	\$ 11,598.40	0.80%	\$ 1,664.34	\$ 1,796.73	7.95%
MGS-S Customer 6619	\$ 54,600.35	\$ 54,791.22	0.35%	\$ 6,092.51	\$ 6,293.92	3.31%
MGS-S Customer 6620	\$ 8,285.69	\$ 8,370.39	1.02%	\$ 1,307.38	\$ 1,434.48	9.72%
MGS-S Customer 6621	\$ 8,787.24	\$ 8,876.22	1.01%	\$ 1,504.24	\$ 1,634.37	8.65%
MGS-S Customer 6622	\$ 20,099.11	\$ 20,191.76	0.46%	\$ 2,255.57	\$ 2,371.10	5.12%
MGS-S Customer 6623	\$ 35,117.88	\$ 35,285.73	0.48%	\$ 5,076.75	\$ 5,257.84	3.57%
MGS-S Customer 6624	\$ 17,250.49	\$ 17,343.83	0.54%	\$ 2,288.71	\$ 2,404.81	5.07%
MGS-S Customer 6625	\$ 38,076.89	\$ 38,221.87	0.38%	\$ 4,041.78	\$ 4,208.15	4.12%
MGS-S Customer 6626	\$ 13,771.99	\$ 13,871.11	0.72%	\$ 1,962.27	\$ 2,098.83	6.96%
MGS-S Customer 6627	\$ 13,265.24	\$ 13,357.64	0.70%	\$ 1,657.47	\$ 1,789.67	7.98%
MGS-S Customer 6628	\$ 13,910.63	\$ 14,005.26	0.68%	\$ 1,759.50	\$ 1,893.21	7.60%
MGS-S Customer 6629	\$ 33,872.06	\$ 34,023.64	0.45%	\$ 4,338.17	\$ 4,508.61	3.93%
MGS-S Customer 6630	\$ 10,583.38	\$ 10,668.02	0.80%	\$ 1,895.79	\$ 2,006.37	5.83%
MGS-S Customer 6631	\$ 8,944.54	\$ 9,031.63	0.97%	\$ 1,417.42	\$ 1,546.22	9.09%
MGS-S Customer 6632	\$ 31,466.10	\$ 31,589.22	0.39%	\$ 3,050.28	\$ 3,202.43	4.99%
MGS-S Customer 6633	\$ 15,346.68	\$ 15,430.40	0.55%	\$ 1,853.62	\$ 1,963.56	5.93%
MGS-S Customer 6634	\$ 3,277.97	\$ 3,341.55	1.94%	\$ 938.74	\$ 1,035.46	10.30%
MGS-S Customer 6635	\$ 22,416.39	\$ 22,528.91	0.50%	\$ 2,571.73	\$ 2,717.15	5.65%
MGS-S Customer 6636	\$ 16,979.20	\$ 17,065.03	0.51%	\$ 1,948.44	\$ 2,059.68	5.71%
MGS-S Customer 6637	\$ 9,587.47	\$ 9,663.38	0.79%	\$ 1,498.28	\$ 1,603.03	6.99%

Internal Use

Customer	Bundled 8/23 Prices	Bundled 1/24 Prices	Bundled % Difference	Distribution 1/24 Prices	Distribution 8/24 Prices	Distribution % Difference
MGS-S Customer 6638	\$ 133,470.69	\$ 133,747.35	0.21%	\$ 10,014.18	\$ 10,266.26	2.52%
MGS-S Customer 6639	\$ 37,040.91	\$ 37,183.83	0.39%	\$ 3,948.85	\$ 4,113.91	4.18%
MGS-S Customer 6640	\$ 13,899.49	\$ 13,987.77	0.64%	\$ 2,059.86	\$ 2,172.71	5.48%
MGS-S Customer 6641	\$ 63,952.53	\$ 64,156.19	0.32%	\$ 6,645.74	\$ 6,867.22	3.33%
MGS-S Customer 6642	\$ 18,838.12	\$ 18,946.81	0.58%	\$ 2,398.95	\$ 2,541.95	5.96%
MGS-S Customer 6643	\$ 174,579.18	\$ 175,079.98	0.29%	\$ 19,955.91	\$ 20,415.08	2.30%
MGS-S Customer 6644	\$ 13,191.47	\$ 13,289.82	0.75%	\$ 1,927.80	\$ 2,063.90	7.06%
MGS-S Customer 6645	\$ 34,454.75	\$ 34,611.25	0.45%	\$ 4,563.87	\$ 4,737.73	3.81%
MGS-S Customer 6646	\$ 24,258.32	\$ 24,376.55	0.49%	\$ 2,829.26	\$ 2,978.28	5.27%
MGS-S Customer 6647	\$ 6,863.30	\$ 6,946.98	1.22%	\$ 1,260.96	\$ 1,387.41	10.03%
MGS-S Customer 6648	\$ 5,900.71	\$ 5,968.33	1.15%	\$ 1,123.48	\$ 1,222.93	8.85%
MGS-S Customer 6649	\$ 5,079.77	\$ 5,145.37	1.29%	\$ 1,031.97	\$ 1,130.09	9.51%
MGS-S Customer 6650	\$ 6,208.02	\$ 6,276.52	1.10%	\$ 1,163.13	\$ 1,263.14	8.60%
MGS-S Customer 6651	\$ 41,905.07	\$ 42,070.27	0.39%	\$ 4,959.51	\$ 5,139.11	3.62%
MGS-S Customer 6652	\$ 82,055.38	\$ 82,296.13	0.29%	\$ 8,375.08	\$ 8,602.93	2.72%
MGS-S Customer 6653	\$ 75,622.88	\$ 75,807.51	0.24%	\$ 5,837.11	\$ 6,029.04	3.29%
MGS-S Customer 6654	\$ 12,354.80	\$ 12,433.77	0.64%	\$ 1,637.58	\$ 1,744.39	6.52%
MGS-S Customer 6655	\$ 13,110.37	\$ 13,212.28	0.78%	\$ 2,088.85	\$ 2,227.23	6.62%
MGS-S Customer 6656	\$ 234,156.91	\$ 234,575.15	0.18%	\$ 16,330.65	\$ 16,703.05	2.28%
MGS-S Customer 6657	\$ 19,432.83	\$ 19,543.97	0.57%	\$ 2,508.10	\$ 2,652.52	5.76%
MGS-S Customer 6658	\$ 49,843.45	\$ 50,000.29	0.31%	\$ 4,580.11	\$ 4,754.26	3.80%
MGS-S Customer 6659	\$ 7,968.23	\$ 8,068.23	1.25%	\$ 1,999.86	\$ 2,136.82	6.85%
MGS-S Customer 6660	\$ 27,408.11	\$ 27,527.10	0.43%	\$ 2,863.43	\$ 3,012.92	5.22%
MGS-S Customer 6661	\$ 11,396.27	\$ 11,473.05	0.67%	\$ 1,538.30	\$ 1,643.68	6.85%
MGS-S Customer 6662	\$ 222,302.39	\$ 222,718.87	0.19%	\$ 16,198.48	\$ 16,588.64	2.41%
MGS-S Customer 6663	\$ 16,242.21	\$ 16,348.36	0.65%	\$ 2,282.65	\$ 2,423.91	6.19%
MGS-S Customer 6664	\$ 14,957.42	\$ 15,049.79	0.62%	\$ 2,248.96	\$ 2,364.78	5.15%
MGS-S Customer 6665	\$ 16,466.74	\$ 16,572.79	0.64%	\$ 2,277.00	\$ 2,418.11	6.20%
MGS-S Customer 6666	\$ 17,571.96	\$ 17,656.06	0.48%	\$ 1,870.33	\$ 1,980.49	5.89%
MGS-S Customer 6667	\$ 5,754.79	\$ 5,839.55	1.47%	\$ 1,310.62	\$ 1,437.79	9.70%
MGS-S Customer 6668	\$ 6,744.08	\$ 6,812.65	1.02%	\$ 1,166.69	\$ 1,266.78	8.58%
MGS-S Customer 6669	\$ 13,843.71	\$ 13,926.02	0.59%	\$ 1,789.08	\$ 1,898.05	6.09%
MGS-S Customer 6670	\$ 8,944.05	\$ 9,033.00	0.99%	\$ 1,501.55	\$ 1,631.53	8.66%
MGS-S Customer 6671	\$ 18,433.48	\$ 18,536.65	0.56%	\$ 2,146.61	\$ 2,285.87	6.49%
MGS-S Customer 6672	\$ 36,129.53	\$ 36,363.84	0.65%	\$ 8,092.85	\$ 8,317.35	2.77%
MGS-S Customer 6673	\$ 35,413.93	\$ 35,556.55	0.40%	\$ 3,933.74	\$ 4,098.48	4.19%
MGS-S Customer 6674	\$ 85,311.59	\$ 85,592.70	0.33%	\$ 10,202.78	\$ 10,456.68	2.49%
MGS-S Customer 6675	\$ 6,475.69	\$ 6,557.99	1.27%	\$ 1,199.94	\$ 1,325.61	10.47%
MGS-S Customer 6676	\$ 29,484.22	\$ 29,617.71	0.45%	\$ 3,521.89	\$ 3,680.87	4.51%
MGS-S Customer 6677	\$ 24,590.50	\$ 24,708.78	0.48%	\$ 2,832.92	\$ 2,982.08	5.27%

Internal Use

Customer	Bundled 8/23 Prices	Bundled 1/24 Prices	Bundled % Difference	Distribution 1/24 Prices	Distribution 8/24 Prices	Distribution % Difference
MGS-S Customer 6678	\$ 14,846.31	\$ 14,943.35	0.65%	\$ 1,868.52	\$ 2,003.75	7.24%
MGS-S Customer 6679	\$ 20,220.00	\$ 20,337.61	0.58%	\$ 2,802.73	\$ 2,951.47	5.31%
MGS-S Customer 6680	\$ 11,508.72	\$ 11,584.63	0.66%	\$ 1,499.13	\$ 1,603.97	6.99%
MGS-S Customer 6681	\$ 25,814.37	\$ 25,935.44	0.47%	\$ 2,959.12	\$ 3,110.08	5.10%
MGS-S Customer 6682	\$ 6,022.89	\$ 6,101.26	1.30%	\$ 1,610.06	\$ 1,716.46	6.61%
MGS-S Customer 6683	\$ 7,306.62	\$ 7,393.38	1.19%	\$ 1,402.95	\$ 1,531.55	9.17%
MGS-S Customer 6684	\$ 19,198.18	\$ 19,315.70	0.61%	\$ 2,797.94	\$ 2,946.58	5.31%
MGS-S Customer 6685	\$ 117,289.33	\$ 117,634.97	0.29%	\$ 12,810.09	\$ 13,204.08	3.08%
MGS-S Customer 6686	\$ 5,296.63	\$ 5,394.07	1.84%	\$ 1,883.74	\$ 2,019.02	7.18%
MGS-S Customer 6687	\$ 34,451.04	\$ 34,602.30	0.44%	\$ 4,324.01	\$ 4,494.26	3.94%
MGS-S Customer 6688	\$ 11,013.07	\$ 11,092.67	0.72%	\$ 1,665.00	\$ 1,772.13	6.43%
MGS-S Customer 6689	\$ 9,758.20	\$ 9,851.10	0.95%	\$ 1,679.99	\$ 1,812.49	7.89%
MGS-S Customer 6690	\$ 15,193.64	\$ 15,300.91	0.71%	\$ 2,324.26	\$ 2,468.70	6.21%
MGS-S Customer 6691	\$ 16,447.80	\$ 16,568.33	0.73%	\$ 2,930.84	\$ 3,081.14	5.13%
MGS-S Customer 6692	\$ 31,921.19	\$ 32,049.36	0.40%	\$ 3,280.04	\$ 3,435.52	4.74%
MGS-S Customer 6693	\$ 13,851.13	\$ 13,948.03	0.70%	\$ 1,863.23	\$ 1,998.50	7.26%
MGS-S Customer 6694	\$ 34,343.32	\$ 34,547.21	0.59%	\$ 6,634.20	\$ 6,862.81	3.45%
MGS-S Customer 6695	\$ 15,187.11	\$ 15,290.46	0.68%	\$ 2,152.78	\$ 2,291.99	6.47%
MGS-S Customer 6696	\$ 32,936.25	\$ 33,061.77	0.38%	\$ 3,158.71	\$ 3,312.39	4.87%
MGS-S Customer 6697	\$ 29,619.11	\$ 29,751.32	0.45%	\$ 3,463.32	\$ 3,621.46	4.57%
MGS-S Customer 6698	\$ 24,997.71	\$ 25,109.64	0.45%	\$ 2,543.80	\$ 2,688.73	5.70%
MGS-S Customer 6699	\$ 14,338.12	\$ 14,419.21	0.57%	\$ 1,734.09	\$ 1,842.27	6.24%
MGS-S Customer 6700	\$ 47,279.74	\$ 47,422.77	0.30%	\$ 3,953.23	\$ 4,118.35	4.18%
MGS-S Customer 6701	\$ 19,780.12	\$ 19,888.17	0.55%	\$ 2,368.14	\$ 2,510.60	6.02%
MGS-S Customer 6702	\$ 11,661.69	\$ 11,746.99	0.73%	\$ 1,924.94	\$ 2,035.87	5.76%
MGS-S Customer 6703	\$ 21,405.22	\$ 21,520.52	0.54%	\$ 2,696.03	\$ 2,843.12	5.46%
MGS-S Customer 6704	\$ 20,905.36	\$ 20,989.10	0.40%	\$ 1,854.73	\$ 1,964.69	5.93%
MGS-S Customer 6705	\$ 34,908.78	\$ 35,011.01	0.29%	\$ 2,691.07	\$ 2,812.89	4.53%
MGS-S Customer 6706	\$ 7,986.86	\$ 8,062.81	0.95%	\$ 1,499.84	\$ 1,604.59	6.98%
MGS-S Customer 6707	\$ 24,975.33	\$ 25,101.20	0.50%	\$ 3,175.52	\$ 3,329.49	4.85%
MGS-S Customer 6708	\$ 16,546.71	\$ 16,645.89	0.60%	\$ 1,965.13	\$ 2,101.74	6.95%
MGS-S Customer 6709	\$ 21,870.64	\$ 21,973.60	0.47%	\$ 2,133.55	\$ 2,272.35	6.51%
MGS-S Customer 6710	\$ 6,508.80	\$ 6,580.47	1.10%	\$ 718.73	\$ 837.54	16.53%
MGS-S Customer 6711	\$ 15,858.77	\$ 15,942.95	0.53%	\$ 1,869.98	\$ 1,979.86	5.88%
MGS-S Customer 6712	\$ 26,056.02	\$ 26,143.21	0.33%	\$ 2,010.02	\$ 2,122.15	5.58%
MGS-S Customer 6713	\$ 16,181.37	\$ 16,288.11	0.66%	\$ 2,262.55	\$ 2,418.10	6.87%
MGS-S Customer 6714	\$ 38,800.95	\$ 38,958.19	0.41%	\$ 4,596.72	\$ 4,771.00	3.79%
MGS-S Customer 6715	\$ 11,823.64	\$ 11,914.85	0.77%	\$ 1,603.52	\$ 1,734.90	8.19%
MGS-S Customer 6716	\$ 33,133.89	\$ 33,283.43	0.45%	\$ 4,241.54	\$ 4,410.28	3.98%
MGS-S Customer 6717	\$ 18,736.22	\$ 18,822.69	0.46%	\$ 1,977.50	\$ 2,089.15	5.65%

Customer	Bundled 8/23 Prices	Bundled 1/24 Prices	Bundled % Difference	Distribution 1/24 Prices	Distribution 8/24 Prices	Distribution % Difference
MGS-S Customer 6718	\$ 9,254.18	\$ 9,328.76	0.81%	\$ 1,439.47	\$ 1,543.50	7.23%
MGS-S Customer 6719	\$ 4,986.37	\$ 5,050.31	1.28%	\$ 955.17	\$ 1,052.13	10.15%
MGS-S Customer 6720	\$ 12,700.84	\$ 12,799.92	0.78%	\$ 1,961.02	\$ 2,097.62	6.97%
MGS-S Customer 6721	\$ 6,846.78	\$ 6,920.86	1.08%	\$ 1,416.89	\$ 1,520.61	7.32%
MGS-S Customer 6722	\$ 24,933.56	\$ 25,056.57	0.49%	\$ 3,048.28	\$ 3,200.61	5.00%
MGS-S Customer 6723	\$ 12,532.58	\$ 12,636.73	0.83%	\$ 2,190.69	\$ 2,330.53	6.38%
MGS-S Customer 6724	\$ 140,896.91	\$ 141,200.86	0.22%	\$ 11,250.52	\$ 11,520.25	2.40%
MGS-S Customer 6725	\$ 10,983.54	\$ 11,063.74	0.73%	\$ 1,693.26	\$ 1,800.85	6.35%
MGS-S Customer 6726	\$ 58,103.58	\$ 58,279.04	0.30%	\$ 5,421.05	\$ 5,607.02	3.43%
MGS-S Customer 6727	\$ 11,091.31	\$ 11,185.69	0.85%	\$ 1,747.53	\$ 1,881.06	7.64%
MGS-S Customer 6728	\$ 12,277.43	\$ 12,379.08	0.83%	\$ 2,076.69	\$ 2,214.89	6.65%
MGS-S Customer 6729	\$ 40,369.77	\$ 40,496.32	0.31%	\$ 3,203.90	\$ 3,358.12	4.81%
MGS-S Customer 6730	\$ 13,160.78	\$ 13,254.83	0.71%	\$ 1,733.81	\$ 1,867.18	7.69%
MGS-S Customer 6731	\$ 59,516.01	\$ 59,664.34	0.25%	\$ 4,781.53	\$ 4,933.30	3.17%
MGS-S Customer 6732	\$ 121,767.26	\$ 122,055.34	0.24%	\$ 10,526.34	\$ 10,785.38	2.46%
MGS-S Customer 6733	\$ 5,758.76	\$ 5,848.98	1.57%	\$ 1,556.87	\$ 1,687.49	8.39%
MGS-S Customer 6734	\$ 69,748.06	\$ 69,947.68	0.29%	\$ 6,517.05	\$ 6,718.73	3.09%
MGS-S Customer 6735	\$ 33,548.27	\$ 33,700.96	0.46%	\$ 4,387.91	\$ 4,558.99	3.90%
MGS-S Customer 6736	\$ 10,298.88	\$ 10,389.15	0.88%	\$ 2,150.25	\$ 2,264.42	5.31%
MGS-S Customer 6737	\$ 10,156.65	\$ 10,248.74	0.91%	\$ 1,644.56	\$ 1,776.63	8.03%
MGS-S Customer 6738	\$ 9,807.17	\$ 9,883.26	0.78%	\$ 1,506.92	\$ 1,611.83	6.96%
MGS-S Customer 6739	\$ 35,501.06	\$ 35,677.18	0.50%	\$ 5,447.16	\$ 5,633.22	3.42%
MGS-S Customer 6740	\$ 13,623.26	\$ 13,722.97	0.73%	\$ 1,989.95	\$ 2,126.95	6.88%
MGS-S Customer 6741	\$ 37,554.59	\$ 37,708.60	0.41%	\$ 5,034.56	\$ 5,189.66	3.08%
MGS-S Customer 6742	\$ 31,537.02	\$ 31,661.69	0.40%	\$ 3,706.22	\$ 3,842.43	3.68%
MGS-S Customer 6743	\$ 45,714.04	\$ 45,902.22	0.41%	\$ 5,996.07	\$ 6,190.12	3.24%
MGS-S Customer 6744	\$ 16,445.70	\$ 16,554.07	0.66%	\$ 2,382.61	\$ 2,525.28	5.99%
MGS-S Customer 6745	\$ 6,431.28	\$ 6,510.19	1.23%	\$ 1,633.68	\$ 1,740.35	6.53%
MGS-S Customer 6746	\$ 11,885.17	\$ 11,969.76	0.71%	\$ 1,892.48	\$ 2,002.96	5.84%
MGS-S Customer 6747	\$ 6,846.22	\$ 6,936.56	1.32%	\$ 1,565.97	\$ 1,696.97	8.37%
MGS-S Customer 6748	\$ 133,618.13	\$ 134,167.91	0.41%	\$ 21,178.38	\$ 21,975.85	3.77%
MGS-S Customer 6749	\$ 10,485.21	\$ 10,586.60	0.97%	\$ 2,065.01	\$ 2,203.02	6.68%
MGS-S Customer 6750	\$ 13,986.38	\$ 14,089.25	0.74%	\$ 2,132.00	\$ 2,270.96	6.52%
MGS-S Customer 6751	\$ 19,916.72	\$ 20,030.39	0.57%	\$ 2,621.66	\$ 2,767.67	5.57%
MGS-S Customer 6752	\$ 13,436.07	\$ 13,524.52	0.66%	\$ 2,067.35	\$ 2,180.28	5.46%
MGS-S Customer 6753	\$ 11,680.37	\$ 11,779.26	0.85%	\$ 1,953.66	\$ 2,090.25	6.99%
MGS-S Customer 6754	\$ 10,907.39	\$ 10,996.38	0.82%	\$ 1,502.64	\$ 1,632.60	8.65%
MGS-S Customer 6755	\$ 20,870.32	\$ 20,952.02	0.39%	\$ 1,761.00	\$ 1,869.54	6.16%
MGS-S Customer 6756	\$ 56,221.26	\$ 56,385.91	0.29%	\$ 4,928.16	\$ 5,106.87	3.63%
MGS-S Customer 6757	\$ 7,669.18	\$ 7,741.44	0.94%	\$ 1,334.49	\$ 1,437.00	7.68%

Internal Use

Customer	Bundled 8/23 Prices	Bundled 1/24 Prices	Bundled % Difference	Distribution 1/24 Prices	Distribution 8/24 Prices	Distribution % Difference
MGS-S Customer 6758	\$ 20,867.69	\$ 20,972.61	0.50%	\$ 2,225.50	\$ 2,365.86	6.31%
MGS-S Customer 6759	\$ 31,376.48	\$ 31,503.12	0.40%	\$ 3,211.61	\$ 3,366.18	4.81%
MGS-S Customer 6760	\$ 11,336.85	\$ 11,435.36	0.87%	\$ 1,935.50	\$ 2,071.73	7.04%
MGS-S Customer 6761	\$ 14,470.58	\$ 14,576.87	0.73%	\$ 2,286.80	\$ 2,427.99	6.17%
MGS-S Customer 6762	\$ 18,141.16	\$ 18,246.66	0.58%	\$ 2,250.26	\$ 2,390.86	6.25%
MGS-S Customer 6763	\$ 19,437.55	\$ 19,553.52	0.60%	\$ 2,724.88	\$ 2,872.28	5.41%
MGS-S Customer 6764	\$ 38,244.30	\$ 38,379.16	0.35%	\$ 3,583.65	\$ 3,743.52	4.46%
MGS-S Customer 6765	\$ 11,573.94	\$ 11,649.84	0.66%	\$ 1,502.41	\$ 1,607.55	7.00%
MGS-S Customer 6766	\$ 12,112.74	\$ 12,217.32	0.86%	\$ 2,213.28	\$ 2,353.67	6.34%
MGS-S Customer 6767	\$ 45,033.62	\$ 45,200.54	0.37%	\$ 5,034.33	\$ 5,214.76	3.58%
MGS-S Customer 6768	\$ 9,647.24	\$ 9,743.66	1.00%	\$ 1,840.84	\$ 1,975.72	7.33%
MGS-S Customer 6769	\$ 7,994.68	\$ 8,080.06	1.07%	\$ 1,340.20	\$ 1,467.91	9.53%
MGS-S Customer 6770	\$ 30,427.20	\$ 30,572.18	0.48%	\$ 4,039.30	\$ 4,205.46	4.11%
MGS-S Customer 6771	\$ 11,556.15	\$ 11,652.06	0.83%	\$ 1,817.86	\$ 1,952.43	7.40%
MGS-S Customer 6772	\$ 30,947.61	\$ 31,080.40	0.43%	\$ 3,489.14	\$ 3,647.62	4.54%
MGS-S Customer 6773	\$ 75,972.37	\$ 76,189.22	0.29%	\$ 7,292.01	\$ 7,504.37	2.91%
MGS-S Customer 6774	\$ 62,817.07	\$ 63,007.89	0.30%	\$ 6,014.79	\$ 6,242.67	3.79%
MGS-S Customer 6775	\$ 15,560.32	\$ 15,655.41	0.61%	\$ 1,780.05	\$ 1,914.05	7.53%
MGS-S Customer 6776	\$ 15,336.34	\$ 15,444.72	0.71%	\$ 2,384.93	\$ 2,527.73	5.99%
MGS-S Customer 6777	\$ 21,680.20	\$ 21,806.66	0.58%	\$ 3,196.61	\$ 3,350.51	4.81%
MGS-S Customer 6778	\$ 35,596.87	\$ 35,726.46	0.36%	\$ 3,344.19	\$ 3,500.60	4.68%
MGS-S Customer 6779	\$ 21,815.99	\$ 21,932.09	0.53%	\$ 2,732.77	\$ 2,880.43	5.40%
MGS-S Customer 6780	\$ 3,762.16	\$ 3,841.45	2.11%	\$ 1,062.86	\$ 1,186.51	11.63%
MGS-S Customer 6781	\$ 14,499.69	\$ 14,585.66	0.59%	\$ 1,955.24	\$ 2,066.59	5.69%
MGS-S Customer 6782	\$ 29,470.03	\$ 29,593.93	0.42%	\$ 3,085.60	\$ 3,238.24	4.95%
MGS-S Customer 6783	\$ 21,604.17	\$ 21,737.68	0.62%	\$ 3,516.58	\$ 3,675.07	4.51%
MGS-S Customer 6784	\$ 10,261.42	\$ 10,350.29	0.87%	\$ 1,498.55	\$ 1,628.53	8.67%
MGS-S Customer 6785	\$ 12,188.63	\$ 12,275.52	0.71%	\$ 2,001.92	\$ 2,114.32	5.61%
MGS-S Customer 6786	\$ 9,542.97	\$ 9,622.09	0.83%	\$ 1,647.83	\$ 1,755.02	6.50%
MGS-S Customer 6787	\$ 46,761.41	\$ 46,909.27	0.32%	\$ 4,170.71	\$ 4,338.84	4.03%
MGS-S Customer 6788	\$ 20,791.00	\$ 20,891.19	0.48%	\$ 2,011.29	\$ 2,148.59	6.83%
MGS-S Customer 6789	\$ 10,197.97	\$ 10,271.77	0.72%	\$ 1,403.15	\$ 1,506.59	7.37%
MGS-S Customer 6790	\$ 13,158.99	\$ 13,251.89	0.71%	\$ 1,681.00	\$ 1,813.55	7.89%
MGS-S Customer 6791	\$ 3,194.75	\$ 3,271.32	2.40%	\$ 940.86	\$ 1,062.85	12.97%
MGS-S Customer 6792	\$ 18,074.47	\$ 18,235.15	0.89%	\$ 4,626.27	\$ 4,839.78	4.62%
MGS-S Customer 6793	\$ 18,369.99	\$ 18,480.30	0.60%	\$ 2,469.83	\$ 2,613.67	5.82%
MGS-S Customer 6794	\$ 78,174.87	\$ 78,410.61	0.30%	\$ 8,154.63	\$ 8,379.76	2.76%
MGS-S Customer 6795	\$ 32,568.77	\$ 32,700.37	0.40%	\$ 4,026.36	\$ 4,167.57	3.51%
MGS-S Customer 6796	\$ 133,838.37	\$ 134,130.87	0.22%	\$ 10,715.30	\$ 10,976.25	2.44%
MGS-S Customer 6797	\$ 38,348.62	\$ 38,520.43	0.45%	\$ 5,258.22	\$ 5,442.04	3.50%

Customer	Bundled 8/23 Prices	Bundled 1/24 Prices	Bundled % Difference	Distribution 1/24 Prices	Distribution 8/24 Prices	Distribution % Difference
MGS-S Customer 6798	\$ 44,389.02	\$ 44,547.65	0.36%	\$ 4,647.49	\$ 4,824.91	3.82%
MGS-S Customer 6799	\$ 15,184.04	\$ 15,302.91	0.78%	\$ 2,856.79	\$ 3,006.11	5.23%
MGS-S Customer 6800	\$ 9,271.39	\$ 9,364.58	1.01%	\$ 1,694.53	\$ 1,827.34	7.84%
MGS-S Customer 6801	\$ 29,707.06	\$ 29,838.19	0.44%	\$ 3,414.58	\$ 3,572.02	4.61%
MGS-S Customer 6802	\$ 5,666.47	\$ 5,749.30	1.46%	\$ 1,224.80	\$ 1,350.84	10.29%
MGS-S Customer 6803	\$ 10,590.30	\$ 10,666.84	0.72%	\$ 1,527.71	\$ 1,632.96	6.89%
MGS-S Customer 6804	\$ 10,937.00	\$ 11,040.54	0.95%	\$ 2,135.13	\$ 2,282.90	6.92%
MGS-S Customer 6805	\$ 7,873.00	\$ 7,964.28	1.16%	\$ 1,608.44	\$ 1,740.05	8.18%
MGS-S Customer 6806	\$ 8,682.60	\$ 8,777.51	1.09%	\$ 1,773.00	\$ 1,906.97	7.56%
MGS-S Customer 6807	\$ 8,420.04	\$ 8,515.09	1.13%	\$ 1,778.67	\$ 1,912.69	7.53%
MGS-S Customer 6808	\$ 11,629.49	\$ 11,726.07	0.83%	\$ 1,848.06	\$ 1,983.05	7.30%
MGS-S Customer 6809	\$ 6,725.23	\$ 6,811.75	1.29%	\$ 1,392.20	\$ 1,520.69	9.23%
MGS-S Customer 6810	\$ 13,580.93	\$ 13,682.52	0.75%	\$ 2,075.22	\$ 2,213.45	6.66%
MGS-S Customer 6811	\$ 16,371.54	\$ 16,485.74	0.70%	\$ 2,624.79	\$ 2,777.42	5.81%
MGS-S Customer 6812	\$ 7,095.13	\$ 7,188.83	1.32%	\$ 1,719.00	\$ 1,852.28	7.75%
MGS-S Customer 6813	\$ 8,891.84	\$ 8,966.84	0.84%	\$ 1,458.05	\$ 1,562.29	7.15%
MGS-S Customer 6814	\$ 7,310.64	\$ 7,405.38	1.30%	\$ 1,764.76	\$ 1,898.57	7.58%
MGS-S Customer 6815	\$ 20,992.93	\$ 21,096.89	0.50%	\$ 2,181.76	\$ 2,321.48	6.40%
MGS-S Customer 6816	\$ 24,753.71	\$ 24,863.77	0.44%	\$ 2,452.44	\$ 2,595.85	5.85%
MGS-S Customer 6817	\$ 21,552.14	\$ 21,670.70	0.55%	\$ 2,841.98	\$ 2,991.02	5.24%
MGS-S Customer 6818	\$ 23,474.14	\$ 23,602.31	0.55%	\$ 3,276.75	\$ 3,431.95	4.74%
MGS-S Customer 6819	\$ 15,168.55	\$ 15,279.92	0.73%	\$ 2,519.44	\$ 2,664.13	5.74%
MGS-S Customer 6820	\$ 9,287.28	\$ 9,378.99	0.99%	\$ 1,626.92	\$ 1,758.72	8.10%
MGS-S Customer 6821	\$ 13,386.84	\$ 13,487.50	0.75%	\$ 2,034.14	\$ 2,171.86	6.77%
MGS-S Customer 6822	\$ 15,508.00	\$ 15,615.50	0.69%	\$ 2,343.85	\$ 2,486.02	6.07%
MGS-S Customer 6823	\$ 9,742.74	\$ 9,836.12	0.96%	\$ 1,703.18	\$ 1,836.11	7.80%
MGS-S Customer 6824	\$ 9,996.48	\$ 10,126.47	1.30%	\$ 3,363.05	\$ 3,519.77	4.66%
MGS-S Customer 6825	\$ 10,300.22	\$ 10,404.40	1.01%	\$ 2,192.33	\$ 2,332.24	6.38%
MGS-S Customer 6826	\$ 34,188.92	\$ 34,334.55	0.43%	\$ 4,069.79	\$ 4,236.45	4.10%
MGS-S Customer 6827	\$ 57,130.56	\$ 57,299.32	0.30%	\$ 5,029.88	\$ 5,239.32	4.16%
MGS-S Customer 6828	\$ 10,582.61	\$ 10,678.62	0.91%	\$ 1,822.18	\$ 1,956.79	7.39%
MGS-S Customer 6829	\$ 25,850.16	\$ 25,974.97	0.48%	\$ 3,128.35	\$ 3,281.70	4.90%
MGS-S Customer 6830	\$ 16,197.61	\$ 16,301.13	0.64%	\$ 2,162.67	\$ 2,302.16	6.45%
MGS-S Customer 6831	\$ 11,650.29	\$ 11,747.54	0.83%	\$ 1,878.59	\$ 2,014.04	7.21%
MGS-S Customer 6832	\$ 16,000.79	\$ 16,080.45	0.50%	\$ 1,668.88	\$ 1,776.13	6.43%
MGS-S Customer 6833	\$ 22,515.84	\$ 22,613.51	0.43%	\$ 2,485.48	\$ 2,604.41	4.78%
MGS-S Customer 6834	\$ 15,461.01	\$ 15,566.62	0.68%	\$ 2,256.88	\$ 2,397.70	6.24%
MGS-S Customer 6835	\$ 6,334.51	\$ 6,405.71	1.12%	\$ 1,287.82	\$ 1,389.78	7.92%
MGS-S Customer 6836	\$ 7,932.61	\$ 8,012.14	1.00%	\$ 1,666.96	\$ 1,774.46	6.45%
MGS-S Customer 6837	\$ 8,990.87	\$ 9,071.34	0.90%	\$ 1,709.91	\$ 1,818.06	6.32%

Internal Use

Customer	Bundled 8/23 Prices	Bundled 1/24 Prices	Bundled % Difference	Distribution 1/24 Prices	Distribution 8/24 Prices	Distribution % Difference
MGS-S Customer 6838	\$ 8,899.99	\$ 8,981.67	0.92%	\$ 1,764.97	\$ 1,873.91	6.17%
MGS-S Customer 6839	\$ 12,501.19	\$ 12,598.30	0.78%	\$ 1,871.27	\$ 2,006.53	7.23%
MGS-S Customer 6840	\$ 1,498.98	\$ 1,573.20	4.95%	\$ 834.14	\$ 954.57	14.44%
MGS-S Customer 6841	\$ 16,497.25	\$ 16,604.53	0.65%	\$ 2,332.84	\$ 2,474.76	6.08%
MGS-S Customer 6842	\$ 25,891.70	\$ 26,026.09	0.52%	\$ 3,493.30	\$ 3,674.24	5.18%
MGS-S Customer 6843	\$ 13,732.39	\$ 13,829.51	0.71%	\$ 1,871.44	\$ 2,006.70	7.23%
MGS-S Customer 6844	\$ 15,802.71	\$ 15,915.08	0.71%	\$ 2,563.24	\$ 2,708.43	5.66%
MGS-S Customer 6845	\$ 9,911.66	\$ 10,002.26	0.91%	\$ 1,577.01	\$ 1,708.14	8.32%
MGS-S Customer 6846	\$ 30,975.77	\$ 31,097.18	0.39%	\$ 2,971.99	\$ 3,122.95	5.08%
MGS-S Customer 6847	\$ 74,731.63	\$ 74,922.16	0.25%	\$ 6,103.60	\$ 6,299.26	3.21%
MGS-S Customer 6848	\$ 6,440.79	\$ 6,515.12	1.15%	\$ 1,430.24	\$ 1,534.27	7.27%
MGS-S Customer 6849	\$ 15,041.42	\$ 15,141.54	0.67%	\$ 2,009.07	\$ 2,146.40	6.84%
MGS-S Customer 6850	\$ 46,442.67	\$ 46,616.58	0.37%	\$ 5,349.46	\$ 5,534.28	3.45%
MGS-S Customer 6851	\$ 26,428.08	\$ 26,538.36	0.42%	\$ 3,056.81	\$ 3,183.94	4.16%
MGS-S Customer 6852	\$ 31,053.43	\$ 31,194.84	0.46%	\$ 3,881.85	\$ 4,046.10	4.23%
MGS-S Customer 6853	\$ 9,526.81	\$ 9,611.67	0.89%	\$ 1,903.63	\$ 2,014.16	5.81%
MGS-S Customer 6854	\$ 25,913.28	\$ 26,035.61	0.47%	\$ 3,015.44	\$ 3,167.12	5.03%
MGS-S Customer 6855	\$ 18,060.55	\$ 18,155.80	0.53%	\$ 2,377.51	\$ 2,495.02	4.94%
MGS-S Customer 6856	\$ 1,844.91	\$ 1,903.64	3.18%	\$ 719.92	\$ 813.55	13.01%
MGS-S Customer 6857	\$ 44,748.52	\$ 44,911.19	0.36%	\$ 4,845.24	\$ 5,023.23	3.67%
MGS-S Customer 6858	\$ 14,080.27	\$ 14,202.19	0.87%	\$ 2,995.02	\$ 3,146.32	5.05%
MGS-S Customer 6859	\$ 12,415.75	\$ 12,496.52	0.65%	\$ 1,719.27	\$ 1,827.24	6.28%
MGS-S Customer 6860	\$ 30,690.96	\$ 30,829.24	0.45%	\$ 3,734.54	\$ 3,896.29	4.33%
MGS-S Customer 6861	\$ 67,838.37	\$ 68,026.34	0.28%	\$ 5,990.93	\$ 6,185.23	3.24%
MGS-S Customer 6862	\$ 15,521.17	\$ 15,612.81	0.59%	\$ 2,211.59	\$ 2,326.60	5.20%
MGS-S Customer 6863	\$ 59,082.26	\$ 59,266.75	0.31%	\$ 5,831.85	\$ 6,023.79	3.29%
MGS-S Customer 6864	\$ 14,388.38	\$ 14,490.72	0.71%	\$ 2,108.00	\$ 2,246.64	6.58%
MGS-S Customer 6865	\$ 124,881.21	\$ 125,141.68	0.21%	\$ 9,257.24	\$ 9,505.02	2.68%
MGS-S Customer 6866	\$ 13,692.61	\$ 13,778.08	0.62%	\$ 1,932.38	\$ 2,043.39	5.74%
MGS-S Customer 6867	\$ 8,718.63	\$ 8,830.15	1.28%	\$ 2,524.77	\$ 2,669.40	5.73%
MGS-S Customer 6868	\$ 31,451.31	\$ 31,542.16	0.29%	\$ 2,175.36	\$ 2,289.81	5.26%
MGS-S Customer 6869	\$ 15,517.66	\$ 15,651.81	0.86%	\$ 3,544.07	\$ 3,702.84	4.48%
MGS-S Customer 6870	\$ 94,503.48	\$ 94,739.89	0.25%	\$ 8,183.46	\$ 8,408.93	2.76%
MGS-S Customer 6871	\$ 22,964.85	\$ 23,102.99	0.60%	\$ 3,733.88	\$ 3,896.02	4.34%
MGS-S Customer 6872	\$ 15,538.14	\$ 15,654.50	0.75%	\$ 2,744.82	\$ 2,892.65	5.39%
MGS-S Customer 6873	\$ 42,912.58	\$ 43,062.58	0.35%	\$ 4,271.50	\$ 4,441.30	3.98%
MGS-S Customer 6874	\$ 24,863.74	\$ 24,980.92	0.47%	\$ 2,781.14	\$ 2,929.44	5.33%
MGS-S Customer 6875	\$ 30,787.84	\$ 30,902.05	0.37%	\$ 3,236.13	\$ 3,365.90	4.01%
MGS-S Customer 6876	\$ 6,006.56	\$ 6,094.84	1.47%	\$ 1,473.16	\$ 1,602.87	8.80%
MGS-S Customer 6877	\$ 24,456.94	\$ 24,585.32	0.52%	\$ 3,286.46	\$ 3,441.82	4.73%

Internal Use

Customer	Bundled 8/23 Prices	Bundled 1/24 Prices	Bundled % Difference	Distribution 1/24 Prices	Distribution 8/24 Prices	Distribution % Difference
MGS-S Customer 6878	\$ 17,069.25	\$ 17,163.73	0.55%	\$ 2,342.37	\$ 2,459.37	4.99%
MGS-S Customer 6879	\$ 31,567.25	\$ 31,692.89	0.40%	\$ 3,157.33	\$ 3,310.50	4.85%
MGS-S Customer 6880	\$ 91,467.10	\$ 91,749.38	0.31%	\$ 10,255.59	\$ 10,510.19	2.48%
MGS-S Customer 6881	\$ 30,987.10	\$ 31,148.60	0.52%	\$ 4,789.30	\$ 4,966.26	3.69%
MGS-S Customer 6882	\$ 19,821.76	\$ 19,950.12	0.65%	\$ 3,284.14	\$ 3,439.36	4.73%
MGS-S Customer 6883	\$ 8,421.52	\$ 8,492.47	0.84%	\$ 1,273.91	\$ 1,375.50	7.97%
MGS-S Customer 6884	\$ 143,889.25	\$ 144,387.10	0.35%	\$ 20,002.81	\$ 20,398.89	1.98%
MGS-S Customer 6885	\$ 12,431.68	\$ 12,542.87	0.89%	\$ 2,507.97	\$ 2,652.24	5.75%
MGS-S Customer 6886	\$ 21,486.99	\$ 21,599.06	0.52%	\$ 2,547.62	\$ 2,692.45	5.68%
MGS-S Customer 6887	\$ 10,371.35	\$ 10,467.59	0.93%	\$ 1,832.24	\$ 1,966.99	7.35%
MGS-S Customer 6888	\$ 26,977.06	\$ 27,079.66	0.38%	\$ 2,120.10	\$ 2,258.94	6.55%
MGS-S Customer 6889	\$ 32,693.85	\$ 32,802.73	0.33%	\$ 2,404.16	\$ 2,547.04	5.94%
MGS-S Customer 6890	\$ 22,344.12	\$ 22,465.23	0.54%	\$ 2,958.17	\$ 3,108.92	5.10%
MGS-S Customer 6891	\$ 1,901.07	\$ 1,978.12	4.05%	\$ 961.87	\$ 1,084.10	12.71%
MGS-S Customer 6892	\$ 24,238.44	\$ 24,387.90	0.62%	\$ 4,240.19	\$ 4,409.09	3.98%
MGS-S Customer 6893	\$ 29,562.66	\$ 29,672.94	0.37%	\$ 2,467.60	\$ 2,611.37	5.83%
MGS-S Customer 6894	\$ 15,653.36	\$ 15,729.82	0.49%	\$ 1,523.80	\$ 1,628.97	6.90%
MGS-S Customer 6895	\$ 17,005.05	\$ 17,122.07	0.69%	\$ 2,775.21	\$ 2,923.51	5.34%
MGS-S Customer 6896	\$ 11,310.88	\$ 11,422.16	0.98%	\$ 2,510.91	\$ 2,655.15	5.74%
MGS-S Customer 6897	\$ 17,814.70	\$ 17,930.83	0.65%	\$ 2,732.60	\$ 2,880.13	5.40%
MGS-S Customer 6898	\$ 25,786.73	\$ 25,880.96	0.37%	\$ 2,328.94	\$ 2,445.62	5.01%
MGS-S Customer 6899	\$ 31,879.68	\$ 32,012.82	0.42%	\$ 3,505.22	\$ 3,663.90	4.53%
MGS-S Customer 6900	\$ 28,616.66	\$ 28,741.13	0.43%	\$ 3,111.88	\$ 3,264.95	4.92%
MGS-S Customer 6901	\$ 17,978.40	\$ 18,065.09	0.48%	\$ 1,987.70	\$ 2,099.54	5.63%
MGS-S Customer 6902	\$ 64,033.71	\$ 64,415.35	0.60%	\$ 13,904.58	\$ 14,485.63	4.18%
MGS-S Customer 6903	\$ 7,254.82	\$ 7,332.10	1.07%	\$ 1,564.08	\$ 1,670.04	6.77%
MGS-S Customer 6904	\$ 26,628.87	\$ 26,755.94	0.48%	\$ 3,230.24	\$ 3,385.03	4.79%
MGS-S Customer 6905	\$ 14,514.96	\$ 14,615.42	0.69%	\$ 2,024.28	\$ 2,161.80	6.79%
MGS-S Customer 6906	\$ 9,085.38	\$ 9,174.41	0.98%	\$ 1,504.99	\$ 1,635.02	8.64%
MGS-S Customer 6907	\$ 10,349.49	\$ 10,445.61	0.93%	\$ 1,826.55	\$ 1,961.20	7.37%
MGS-S Customer 6908	\$ 24,170.21	\$ 24,295.03	0.52%	\$ 3,127.33	\$ 3,280.58	4.90%
MGS-S Customer 6909	\$ 35,929.11	\$ 36,072.67	0.40%	\$ 3,976.95	\$ 4,142.36	4.16%
MGS-S Customer 6910	\$ 15,178.58	\$ 15,289.54	0.73%	\$ 2,497.41	\$ 2,641.52	5.77%
MGS-S Customer 6911	\$ 16,825.24	\$ 16,936.88	0.66%	\$ 2,530.30	\$ 2,675.03	5.72%
MGS-S Customer 6912	\$ 20,918.43	\$ 21,014.11	0.46%	\$ 2,395.91	\$ 2,513.63	4.91%
MGS-S Customer 6913	\$ 35,274.34	\$ 35,414.21	0.40%	\$ 3,810.80	\$ 3,973.92	4.28%
MGS-S Customer 6914	\$ 23,272.87	\$ 23,414.90	0.61%	\$ 3,908.00	\$ 4,072.45	4.21%
MGS-S Customer 6915	\$ 18,818.67	\$ 18,924.87	0.56%	\$ 2,283.43	\$ 2,424.59	6.18%
MGS-S Customer 6916	\$ 3,110.91	\$ 3,187.13	2.45%	\$ 924.93	\$ 1,046.69	13.16%
MGS-S Customer 6917	\$ 11,473.44	\$ 11,577.95	0.91%	\$ 2,207.94	\$ 2,348.09	6.35%

Internal Use

Customer	Bundled 8/23 Prices	Bundled 1/24 Prices	Bundled % Difference	Distribution 1/24 Prices	Distribution 8/24 Prices	Distribution % Difference
MGS-S Customer 6918	\$ 13,577.34	\$ 13,681.02	0.76%	\$ 2,169.81	\$ 2,309.40	6.43%
MGS-S Customer 6919	\$ 17,967.32	\$ 18,054.52	0.49%	\$ 2,010.83	\$ 2,123.00	5.58%
MGS-S Customer 6920	\$ 22,522.41	\$ 22,629.69	0.48%	\$ 2,333.30	\$ 2,475.24	6.08%
MGS-S Customer 6921	\$ 5,187.19	\$ 5,268.03	1.56%	\$ 1,134.50	\$ 1,259.26	11.00%
MGS-S Customer 6922	\$ 7,450.88	\$ 7,523.18	0.97%	\$ 1,336.26	\$ 1,438.79	7.67%
MGS-S Customer 6923	\$ 19,636.34	\$ 19,744.73	0.55%	\$ 2,383.23	\$ 2,525.87	5.99%
MGS-S Customer 6924	\$ 4,092.99	\$ 4,169.30	1.86%	\$ 1,514.37	\$ 1,619.21	6.92%
MGS-S Customer 6925	\$ 28,403.74	\$ 28,541.25	0.48%	\$ 3,700.07	\$ 3,861.33	4.36%
MGS-S Customer 6926	\$ 21,166.97	\$ 21,283.10	0.55%	\$ 2,732.34	\$ 2,879.86	5.40%
MGS-S Customer 6927	\$ 88,241.38	\$ 88,450.57	0.24%	\$ 6,953.60	\$ 7,161.73	2.99%
MGS-S Customer 6928	\$ 106,203.69	\$ 106,445.66	0.23%	\$ 8,440.11	\$ 8,669.56	2.72%
MGS-S Customer 6929	\$ 11,146.21	\$ 11,234.26	0.79%	\$ 1,460.44	\$ 1,589.84	8.86%
MGS-S Customer 6930	\$ 2,031.31	\$ 2,105.90	3.67%	\$ 850.64	\$ 971.30	14.18%
MGS-S Customer 6931	\$ 88,927.29	\$ 89,130.37	0.23%	\$ 6,676.96	\$ 6,881.15	3.06%
MGS-S Customer 6932	\$ 31,140.01	\$ 31,353.67	0.69%	\$ 7,162.32	\$ 7,373.87	2.95%
MGS-S Customer 6933	\$ 5,399.87	\$ 5,462.58	1.16%	\$ 899.69	\$ 995.87	10.69%
MGS-S Customer 6934	\$ 45,664.71	\$ 45,843.65	0.39%	\$ 5,572.41	\$ 5,760.10	3.37%
MGS-S Customer 6935	\$ 12,565.98	\$ 12,667.30	0.81%	\$ 2,063.43	\$ 2,201.52	6.69%
MGS-S Customer 6936	\$ 8,060.15	\$ 8,153.74	1.16%	\$ 1,713.14	\$ 1,846.24	7.77%
MGS-S Customer 6937	\$ 52,743.83	\$ 52,925.56	0.34%	\$ 5,702.18	\$ 5,891.95	3.33%
MGS-S Customer 6938	\$ 27,104.72	\$ 27,243.90	0.51%	\$ 3,772.65	\$ 3,934.73	4.30%
MGS-S Customer 6939	\$ 104,512.21	\$ 104,760.62	0.24%	\$ 8,730.69	\$ 8,964.21	2.67%
MGS-S Customer 6940	\$ 11,132.11	\$ 11,206.84	0.67%	\$ 1,446.34	\$ 1,550.45	7.20%
MGS-S Customer 6941	\$ 11,706.54	\$ 11,782.77	0.65%	\$ 1,513.43	\$ 1,618.46	6.94%
MGS-S Customer 6942	\$ 10,420.69	\$ 10,496.17	0.72%	\$ 1,479.18	\$ 1,583.72	7.07%
MGS-S Customer 6943	\$ 29,587.31	\$ 29,705.05	0.40%	\$ 2,807.26	\$ 2,955.98	5.30%
MGS-S Customer 6944	\$ 10,413.45	\$ 10,489.56	0.73%	\$ 1,508.56	\$ 1,613.55	6.96%
MGS-S Customer 6945	\$ 16,948.55	\$ 17,047.77	0.59%	\$ 2,551.54	\$ 2,671.14	4.69%
MGS-S Customer 6946	\$ 17,708.09	\$ 17,815.96	0.61%	\$ 2,358.60	\$ 2,500.80	6.03%
MGS-S Customer 6947	\$ 16,273.43	\$ 16,374.31	0.62%	\$ 2,041.76	\$ 2,179.43	6.74%
MGS-S Customer 6948	\$ 30,482.53	\$ 30,617.72	0.44%	\$ 3,602.22	\$ 3,762.62	4.45%
MGS-S Customer 6949	\$ 12,470.04	\$ 12,568.01	0.79%	\$ 1,911.34	\$ 2,047.25	7.11%
MGS-S Customer 6950	\$ 28,596.81	\$ 28,701.14	0.36%	\$ 2,786.74	\$ 2,909.95	4.42%
MGS-S Customer 6951	\$ 8,564.32	\$ 8,644.28	0.93%	\$ 1,682.07	\$ 1,789.48	6.39%
MGS-S Customer 6952	\$ 8,369.99	\$ 8,441.82	0.86%	\$ 1,315.47	\$ 1,417.75	7.78%
MGS-S Customer 6953	\$ 7,156.18	\$ 7,230.09	1.03%	\$ 1,407.52	\$ 1,510.97	7.35%
MGS-S Customer 6954	\$ 11,427.52	\$ 11,509.26	0.72%	\$ 1,763.99	\$ 1,872.65	6.16%
MGS-S Customer 6955	\$ 37,598.46	\$ 37,748.70	0.40%	\$ 4,282.54	\$ 4,452.51	3.97%
MGS-S Customer 6956	\$ 12,507.65	\$ 12,613.15	0.84%	\$ 2,251.70	\$ 2,392.43	6.25%
MGS-S Customer 6957	\$ 20,102.76	\$ 20,218.41	0.58%	\$ 2,713.91	\$ 2,861.39	5.43%

Internal Use

Customer	Bundled 8/23 Prices	Bundled 1/24 Prices	Bundled % Difference	Distribution 1/24 Prices	Distribution 8/24 Prices	Distribution % Difference
MGS-S Customer 6958	\$ 20,631.20	\$ 20,767.92	0.66%	\$ 3,663.34	\$ 3,824.01	4.39%
MGS-S Customer 6959	\$ 21,264.17	\$ 21,384.35	0.57%	\$ 2,918.03	\$ 3,068.37	5.15%
MGS-S Customer 6960	\$ 17,724.61	\$ 17,828.96	0.59%	\$ 2,199.05	\$ 2,338.98	6.36%
MGS-S Customer 6961	\$ 97,748.29	\$ 98,042.75	0.30%	\$ 10,803.92	\$ 11,068.57	2.45%
MGS-S Customer 6962	\$ 7,127.03	\$ 7,198.44	1.00%	\$ 1,298.40	\$ 1,400.56	7.87%
MGS-S Customer 6963	\$ 23,732.91	\$ 23,859.00	0.53%	\$ 3,186.11	\$ 3,340.29	4.84%
MGS-S Customer 6964	\$ 12,697.13	\$ 12,775.94	0.62%	\$ 1,630.17	\$ 1,736.85	6.54%
MGS-S Customer 6965	\$ 18,158.64	\$ 18,259.98	0.56%	\$ 2,063.38	\$ 2,201.42	6.69%
MGS-S Customer 6966	\$ 6,919.86	\$ 6,974.58	0.79%	\$ 538.56	\$ 629.64	16.91%
MGS-S Customer 6967	\$ 21,445.34	\$ 21,550.06	0.49%	\$ 2,802.51	\$ 2,925.81	4.40%
MGS-S Customer 6968	\$ 41,902.60	\$ 42,063.07	0.38%	\$ 4,747.68	\$ 4,924.40	3.72%
MGS-S Customer 6969	\$ 13,980.64	\$ 14,086.55	0.76%	\$ 2,271.68	\$ 2,412.78	6.21%
MGS-S Customer 6970	\$ 5,361.45	\$ 5,443.35	1.53%	\$ 1,151.84	\$ 1,286.50	11.69%
MGS-S Customer 6971	\$ 14,850.27	\$ 14,947.92	0.66%	\$ 1,897.32	\$ 2,033.06	7.15%
MGS-S Customer 6972	\$ 8,574.89	\$ 8,648.69	0.86%	\$ 1,402.20	\$ 1,505.56	7.37%
MGS-S Customer 6973	\$ 27,222.00	\$ 27,313.43	0.34%	\$ 2,201.66	\$ 2,316.48	5.22%
MGS-S Customer 6974	\$ 11,805.65	\$ 11,886.67	0.69%	\$ 1,730.64	\$ 1,838.77	6.25%
MGS-S Customer 6975	\$ 55,341.95	\$ 55,513.10	0.31%	\$ 5,230.66	\$ 5,414.22	3.51%
MGS-S Customer 6976	\$ 11,074.78	\$ 11,208.59	1.21%	\$ 3,540.79	\$ 3,700.37	4.51%
MGS-S Customer 6977	\$ 6,590.48	\$ 6,656.92	1.01%	\$ 1,069.53	\$ 1,168.20	9.23%
MGS-S Customer 6978	\$ 10,452.42	\$ 10,526.59	0.71%	\$ 1,418.32	\$ 1,521.88	7.30%
MGS-S Customer 6979	\$ 19,698.78	\$ 19,808.11	0.56%	\$ 2,426.01	\$ 2,569.28	5.91%
MGS-S Customer 6980	\$ 8,205.12	\$ 8,285.07	0.97%	\$ 1,682.70	\$ 1,790.17	6.39%
MGS-S Customer 6981	\$ 50,237.16	\$ 50,391.60	0.31%	\$ 4,471.84	\$ 4,644.47	3.86%
MGS-S Customer 6982	\$ 44,380.94	\$ 44,539.26	0.36%	\$ 4,645.18	\$ 4,820.09	3.77%
MGS-S Customer 6983	\$ 9,224.89	\$ 9,315.97	0.99%	\$ 1,599.29	\$ 1,730.75	8.22%
MGS-S Customer 6984	\$ 17,673.47	\$ 17,771.50	0.55%	\$ 2,501.30	\$ 2,620.44	4.76%
MGS-S Customer 6985	\$ 16,011.30	\$ 16,113.61	0.64%	\$ 2,107.39	\$ 2,246.06	6.58%
MGS-S Customer 6986	\$ 14,915.60	\$ 15,021.61	0.71%	\$ 2,275.80	\$ 2,416.93	6.20%
MGS-S Customer 6987	\$ 14,821.56	\$ 14,924.03	0.69%	\$ 2,113.87	\$ 2,252.56	6.56%
MGS-S Customer 6988	\$ 11,618.58	\$ 11,716.70	0.84%	\$ 1,917.21	\$ 2,053.14	7.09%
MGS-S Customer 6989	\$ 36,929.09	\$ 37,077.64	0.40%	\$ 4,203.08	\$ 4,371.72	4.01%
MGS-S Customer 6990	\$ 46,719.77	\$ 46,905.88	0.40%	\$ 5,899.51	\$ 6,092.00	3.26%
MGS-S Customer 6991	\$ 12,789.94	\$ 12,890.74	0.79%	\$ 2,039.10	\$ 2,176.83	6.75%
MGS-S Customer 6992	\$ 11,604.01	\$ 11,691.13	0.75%	\$ 2,006.84	\$ 2,118.90	5.58%
MGS-S Customer 6993	\$ 18,089.36	\$ 18,177.06	0.48%	\$ 2,033.22	\$ 2,145.66	5.53%
MGS-S Customer 6994	\$ 9,702.12	\$ 9,792.27	0.93%	\$ 1,555.64	\$ 1,686.38	8.40%
MGS-S Customer 6995	\$ 19,101.42	\$ 19,192.32	0.48%	\$ 2,178.67	\$ 2,293.24	5.26%
MGS-S Customer 6996	\$ 27,807.91	\$ 27,937.77	0.47%	\$ 3,357.74	\$ 3,514.41	4.67%
MGS-S Customer 6997	\$ 24,792.51	\$ 24,897.28	0.42%	\$ 2,805.73	\$ 2,929.15	4.40%

Internal Use

Customer	Bundled 8/23 Prices	Bundled 1/24 Prices	Bundled % Difference	Distribution 1/24 Prices	Distribution 8/24 Prices	Distribution % Difference
MGS-S Customer 6998	\$ 36,787.84	\$ 36,935.74	0.40%	\$ 4,173.72	\$ 4,341.97	4.03%
MGS-S Customer 6999	\$ 10,945.36	\$ 11,040.41	0.87%	\$ 1,778.18	\$ 1,912.16	7.53%
MGS-S Customer 7000	\$ 13,183.02	\$ 13,285.07	0.77%	\$ 2,095.57	\$ 2,234.07	6.61%
MGS-S Customer 7001	\$ 7,969.19	\$ 8,065.50	1.21%	\$ 1,835.72	\$ 1,970.55	7.34%
MGS-S Customer 7002	\$ 24,807.51	\$ 24,926.02	0.48%	\$ 2,842.34	\$ 2,991.58	5.25%
MGS-S Customer 7003	\$ 11,422.73	\$ 11,509.46	0.76%	\$ 1,988.92	\$ 2,100.71	5.62%
MGS-S Customer 7004	\$ 18,330.51	\$ 18,440.12	0.60%	\$ 2,438.33	\$ 2,581.76	5.88%
MGS-S Customer 7005	\$ 13,669.32	\$ 13,766.10	0.71%	\$ 1,856.70	\$ 1,991.78	7.28%
MGS-S Customer 7006	\$ 25,274.31	\$ 25,391.97	0.47%	\$ 2,804.08	\$ 2,952.78	5.30%
MGS-S Customer 7007	\$ 31,110.57	\$ 31,243.88	0.43%	\$ 3,509.90	\$ 3,668.45	4.52%
MGS-S Customer 7008	\$ 39,527.87	\$ 39,672.11	0.36%	\$ 4,006.29	\$ 4,172.01	4.14%
MGS-S Customer 7009	\$ 15,505.61	\$ 15,608.51	0.66%	\$ 2,134.96	\$ 2,274.08	6.52%
MGS-S Customer 7010	\$ 23,828.27	\$ 23,939.96	0.47%	\$ 2,533.37	\$ 2,678.17	5.72%
MGS-S Customer 7011	\$ 25,258.39	\$ 25,361.40	0.41%	\$ 2,729.77	\$ 2,852.38	4.49%
MGS-S Customer 7012	\$ 12,109.11	\$ 12,234.02	1.03%	\$ 3,128.30	\$ 3,281.33	4.89%
MGS-S Customer 7013	\$ 161,301.58	\$ 161,637.80	0.21%	\$ 12,708.58	\$ 12,998.87	2.28%
MGS-S Customer 7014	\$ 13,743.99	\$ 13,850.33	0.77%	\$ 2,290.10	\$ 2,431.38	6.17%
MGS-S Customer 7015	\$ 11,361.33	\$ 11,475.13	1.00%	\$ 2,628.12	\$ 2,774.24	5.56%
MGS-S Customer 7016	\$ 22,327.12	\$ 22,442.87	0.52%	\$ 3,313.63	\$ 3,445.03	3.97%
MGS-S Customer 7017	\$ 22,249.12	\$ 22,368.43	0.54%	\$ 2,880.07	\$ 3,029.92	5.20%
MGS-S Customer 7018	\$ 14,647.67	\$ 14,749.88	0.70%	\$ 2,102.59	\$ 2,241.19	6.59%
MGS-S Customer 7019	\$ 19,230.61	\$ 19,348.33	0.61%	\$ 2,807.12	\$ 2,955.90	5.30%
MGS-S Customer 7020	\$ 10,211.85	\$ 10,306.69	0.93%	\$ 1,768.48	\$ 1,902.29	7.57%
MGS-S Customer 7021	\$ 10,950.00	\$ 11,049.67	0.91%	\$ 1,990.21	\$ 2,127.36	6.89%
MGS-S Customer 7022	\$ 53,524.27	\$ 53,686.88	0.30%	\$ 4,804.05	\$ 4,989.50	3.86%
MGS-S Customer 7023	\$ 16,687.85	\$ 16,803.65	0.69%	\$ 2,718.67	\$ 2,866.08	5.42%
MGS-S Customer 7024	\$ 130,533.85	\$ 130,910.83	0.29%	\$ 14,453.32	\$ 14,798.33	2.39%
MGS-S Customer 7025	\$ 10,605.95	\$ 10,692.01	0.81%	\$ 1,372.51	\$ 1,500.78	9.35%
MGS-S Customer 7026	\$ 26,289.45	\$ 26,423.78	0.51%	\$ 3,555.31	\$ 3,714.47	4.48%
MGS-S Customer 7027	\$ 85,371.61	\$ 85,556.77	0.22%	\$ 5,863.19	\$ 6,055.62	3.28%
MGS-S Customer 7028	\$ 138,657.66	\$ 139,072.86	0.30%	\$ 16,297.09	\$ 16,641.71	2.11%
MGS-S Customer 7029	\$ 17,519.74	\$ 17,628.83	0.62%	\$ 2,412.71	\$ 2,555.60	5.92%
MGS-S Customer 7030	\$ 24,953.69	\$ 25,095.79	0.57%	\$ 3,907.22	\$ 4,071.38	4.20%
MGS-S Customer 7031	\$ 12,468.85	\$ 12,569.17	0.80%	\$ 2,016.09	\$ 2,153.38	6.81%
MGS-S Customer 7032	\$ 30,500.51	\$ 30,630.48	0.43%	\$ 3,361.61	\$ 3,518.26	4.66%
MGS-S Customer 7033	\$ 23,782.82	\$ 23,902.10	0.50%	\$ 2,877.26	\$ 3,026.96	5.20%
MGS-S Customer 7034	\$ 14,137.17	\$ 14,217.85	0.57%	\$ 1,715.69	\$ 1,823.64	6.29%
MGS-S Customer 7035	\$ 35,577.49	\$ 35,707.57	0.37%	\$ 3,362.25	\$ 3,518.63	4.65%
MGS-S Customer 7036	\$ 10,698.02	\$ 10,773.96	0.71%	\$ 1,501.07	\$ 1,605.98	6.99%
MGS-S Customer 7037	\$ 11,052.60	\$ 11,148.66	0.87%	\$ 1,823.91	\$ 1,958.52	7.38%

Internal Use

Customer	Bundled 8/23 Prices	Bundled 1/24 Prices	Bundled % Difference	Distribution 1/24 Prices	Distribution 8/24 Prices	Distribution % Difference
MGS-S Customer 7038	\$ 28,629.85	\$ 28,792.34	0.57%	\$ 4,699.31	\$ 4,919.00	4.67%
MGS-S Customer 7039	\$ 20,525.49	\$ 20,632.70	0.52%	\$ 2,327.82	\$ 2,469.52	6.09%
MGS-S Customer 7040	\$ 13,112.04	\$ 13,216.97	0.80%	\$ 2,223.68	\$ 2,363.85	6.30%
MGS-S Customer 7041	\$ 39,274.31	\$ 39,416.31	0.36%	\$ 3,907.35	\$ 4,071.85	4.21%
MGS-S Customer 7042	\$ 190,827.74	\$ 191,177.31	0.18%	\$ 13,313.46	\$ 13,612.38	2.25%
MGS-S Customer 7043	\$ 22,618.99	\$ 22,753.28	0.59%	\$ 3,561.44	\$ 3,721.21	4.49%
MGS-S Customer 7044	\$ 17,845.18	\$ 17,965.90	0.68%	\$ 2,939.56	\$ 3,089.96	5.12%
MGS-S Customer 7045	\$ 26,458.07	\$ 26,554.98	0.37%	\$ 2,451.60	\$ 2,570.08	4.83%
MGS-S Customer 7046	\$ 12,061.26	\$ 12,155.46	0.78%	\$ 1,738.45	\$ 1,871.75	7.67%
MGS-S Customer 7047	\$ 5,648.83	\$ 5,714.92	1.17%	\$ 1,053.12	\$ 1,151.50	9.34%
MGS-S Customer 7048	\$ 11,831.96	\$ 11,930.54	0.83%	\$ 1,938.81	\$ 2,075.10	7.03%
MGS-S Customer 7049	\$ 17,591.69	\$ 17,696.08	0.59%	\$ 2,790.80	\$ 2,914.18	4.42%
MGS-S Customer 7050	\$ 11,467.51	\$ 11,555.85	0.77%	\$ 1,473.88	\$ 1,603.47	8.79%
MGS-S Customer 7051	\$ 34,348.04	\$ 34,493.11	0.42%	\$ 4,047.78	\$ 4,214.35	4.12%
MGS-S Customer 7052	\$ 11,483.38	\$ 11,564.76	0.71%	\$ 1,746.96	\$ 1,855.31	6.20%
MGS-S Customer 7053	\$ 78,321.96	\$ 78,532.69	0.27%	\$ 7,020.58	\$ 7,229.46	2.98%
MGS-S Customer 7054	\$ 32,656.09	\$ 32,782.54	0.39%	\$ 3,201.41	\$ 3,355.72	4.82%
MGS-S Customer 7055	\$ 21,658.54	\$ 21,781.40	0.57%	\$ 3,039.51	\$ 3,191.57	5.00%
MGS-S Customer 7056	\$ 17,408.26	\$ 17,530.36	0.70%	\$ 3,003.49	\$ 3,154.92	5.04%
MGS-S Customer 7057	\$ 3,018.52	\$ 3,096.10	2.57%	\$ 985.72	\$ 1,108.29	12.43%
MGS-S Customer 7058	\$ 120,348.52	\$ 120,636.26	0.24%	\$ 10,322.33	\$ 10,635.04	3.03%
MGS-S Customer 7059	\$ 180,662.63	\$ 181,099.62	0.24%	\$ 17,272.38	\$ 17,627.70	2.06%
MGS-S Customer 7060	\$ 17,990.88	\$ 18,106.56	0.64%	\$ 2,713.48	\$ 2,860.82	5.43%
MGS-S Customer 7061	\$ 15,667.93	\$ 15,764.17	0.61%	\$ 1,831.21	\$ 1,965.85	7.35%
MGS-S Customer 7062	\$ 26,152.60	\$ 26,263.05	0.42%	\$ 3,065.03	\$ 3,192.30	4.15%
MGS-S Customer 7063	\$ 16,635.80	\$ 16,724.78	0.53%	\$ 2,091.73	\$ 2,205.05	5.42%
MGS-S Customer 7064	\$ 17,035.88	\$ 17,148.58	0.66%	\$ 3,165.80	\$ 3,294.40	4.06%
MGS-S Customer 7065	\$ 130,145.43	\$ 130,421.46	0.21%	\$ 9,974.26	\$ 10,225.00	2.51%
MGS-S Customer 7066	\$ 22,972.02	\$ 23,070.31	0.43%	\$ 2,512.86	\$ 2,632.17	4.75%
MGS-S Customer 7067	\$ 18,403.55	\$ 18,505.22	0.55%	\$ 2,668.55	\$ 2,790.22	4.56%
MGS-S Customer 7068	\$ 19,344.63	\$ 19,460.22	0.60%	\$ 2,710.29	\$ 2,857.66	5.44%
MGS-S Customer 7069	\$ 13,011.45	\$ 13,114.79	0.79%	\$ 2,153.95	\$ 2,293.29	6.47%
MGS-S Customer 7070	\$ 45,044.42	\$ 45,221.59	0.39%	\$ 5,498.28	\$ 5,685.32	3.40%
MGS-S Customer 7071	\$ 3,917.56	\$ 3,983.12	1.67%	\$ 1,028.41	\$ 1,126.40	9.53%
MGS-S Customer 7072	\$ 14,553.51	\$ 14,635.26	0.56%	\$ 1,763.30	\$ 1,871.88	6.16%
MGS-S Customer 7073	\$ 11,736.39	\$ 11,826.03	0.76%	\$ 1,533.13	\$ 1,663.57	8.51%
MGS-S Customer 7074	\$ 188,435.05	\$ 188,796.68	0.19%	\$ 13,867.45	\$ 14,174.82	2.22%
MGS-S Customer 7075	\$ 126,966.41	\$ 127,301.33	0.26%	\$ 12,627.68	\$ 12,920.54	2.32%
MGS-S Customer 7076	\$ 53,727.26	\$ 53,925.91	0.37%	\$ 6,467.62	\$ 6,668.20	3.10%
MGS-S Customer 7077	\$ 45,954.27	\$ 46,135.06	0.39%	\$ 5,660.16	\$ 5,849.39	3.34%

Internal Use

Customer	Bundled 8/23 Prices	Bundled 1/24 Prices	Bundled % Difference	Distribution 1/24 Prices	Distribution 8/24 Prices	Distribution % Difference
MGS-S Customer 7078	\$ 22,795.03	\$ 22,927.77	0.58%	\$ 3,487.16	\$ 3,645.59	4.54%
MGS-S Customer 7079	\$ 17,228.37	\$ 17,310.36	0.48%	\$ 1,775.09	\$ 1,883.88	6.13%
MGS-S Customer 7080	\$ 14,185.85	\$ 14,285.08	0.70%	\$ 1,969.41	\$ 2,106.20	6.95%
MGS-S Customer 7081	\$ 12,813.19	\$ 12,911.77	0.77%	\$ 1,939.35	\$ 2,075.68	7.03%
MGS-S Customer 7082	\$ 14,357.68	\$ 14,470.43	0.79%	\$ 2,578.90	\$ 2,724.22	5.63%
MGS-S Customer 7083	\$ 18,502.10	\$ 18,610.66	0.59%	\$ 2,390.86	\$ 2,533.60	5.97%
MGS-S Customer 7084	\$ 6,980.10	\$ 7,055.56	1.08%	\$ 1,479.10	\$ 1,583.67	7.07%
MGS-S Customer 7085	\$ 39,131.80	\$ 39,277.07	0.37%	\$ 4,046.30	\$ 4,214.76	4.16%
MGS-S Customer 7086	\$ 17,591.09	\$ 17,687.76	0.55%	\$ 2,438.90	\$ 2,557.09	4.85%
MGS-S Customer 7087	\$ 4,849.07	\$ 4,912.12	1.30%	\$ 914.89	\$ 1,011.27	10.53%
MGS-S Customer 7088	\$ 8,589.54	\$ 8,678.08	1.03%	\$ 1,482.19	\$ 1,611.85	8.75%
MGS-S Customer 7089	\$ 7,301.89	\$ 7,376.39	1.02%	\$ 1,433.95	\$ 1,537.77	7.24%
MGS-S Customer 7090	\$ 15,803.85	\$ 15,912.67	0.69%	\$ 2,990.91	\$ 3,117.08	4.22%
MGS-S Customer 7091	\$ 13,542.69	\$ 13,619.80	0.57%	\$ 1,553.29	\$ 1,658.89	6.80%
MGS-S Customer 7092	\$ 32,098.61	\$ 32,223.47	0.39%	\$ 3,131.14	\$ 3,284.58	4.90%
MGS-S Customer 7093	\$ 77,936.23	\$ 78,194.13	0.33%	\$ 8,981.71	\$ 9,278.63	3.31%
MGS-S Customer 7094	\$ 5,951.38	\$ 6,021.75	1.18%	\$ 1,250.51	\$ 1,351.97	8.11%
MGS-S Customer 7095	\$ 9,709.74	\$ 9,806.13	0.99%	\$ 1,840.88	\$ 1,975.86	7.33%
MGS-S Customer 7096	\$ 17,048.80	\$ 17,139.82	0.53%	\$ 2,183.85	\$ 2,298.48	5.25%
MGS-S Customer 7097	\$ 12,329.41	\$ 12,419.10	0.73%	\$ 2,123.24	\$ 2,236.96	5.36%
MGS-S Customer 7098	\$ 31,976.59	\$ 32,101.00	0.39%	\$ 3,107.06	\$ 3,259.90	4.92%
MGS-S Customer 7099	\$ 21,783.23	\$ 21,890.85	0.49%	\$ 2,347.86	\$ 2,489.97	6.05%
MGS-S Customer 7100	\$ 29,615.50	\$ 29,729.85	0.39%	\$ 3,241.06	\$ 3,370.79	4.00%
MGS-S Customer 7101	\$ 8,715.96	\$ 8,792.00	0.87%	\$ 1,506.10	\$ 1,611.10	6.97%
MGS-S Customer 7102	\$ 12,687.39	\$ 12,769.48	0.65%	\$ 1,778.88	\$ 1,887.70	6.12%
MGS-S Customer 7103	\$ 16,320.00	\$ 16,419.45	0.61%	\$ 1,974.01	\$ 2,110.50	6.91%
MGS-S Customer 7104	\$ 7,692.10	\$ 7,783.86	1.19%	\$ 1,630.66	\$ 1,762.60	8.09%
MGS-S Customer 7105	\$ 17,883.71	\$ 18,013.07	0.72%	\$ 3,333.11	\$ 3,489.30	4.69%
MGS-S Customer 7106	\$ 10,013.83	\$ 10,084.14	0.70%	\$ 1,244.53	\$ 1,345.69	8.13%
MGS-S Customer 7107	\$ 41,606.54	\$ 41,745.94	0.34%	\$ 3,792.50	\$ 3,955.56	4.30%
MGS-S Customer 7108	\$ 17,253.10	\$ 17,339.14	0.50%	\$ 1,956.75	\$ 2,068.03	5.69%
MGS-S Customer 7109	\$ 10,785.35	\$ 10,879.89	0.88%	\$ 1,756.24	\$ 1,889.95	7.61%
MGS-S Customer 7110	\$ 9,857.58	\$ 9,938.03	0.82%	\$ 1,703.88	\$ 1,811.56	6.32%
MGS-S Customer 7111	\$ 26,735.40	\$ 26,847.31	0.42%	\$ 3,131.05	\$ 3,259.25	4.09%
MGS-S Customer 7112	\$ 22,895.33	\$ 23,022.25	0.55%	\$ 3,222.46	\$ 3,377.07	4.80%
MGS-S Customer 7113	\$ 15,714.07	\$ 15,808.04	0.60%	\$ 2,317.45	\$ 2,433.96	5.03%
MGS-S Customer 7114	\$ 29,023.68	\$ 29,137.66	0.39%	\$ 2,635.62	\$ 2,781.81	5.55%
MGS-S Customer 7115	\$ 73,140.46	\$ 73,358.64	0.30%	\$ 7,362.69	\$ 7,576.79	2.91%
MGS-S Customer 7116	\$ 28,011.45	\$ 28,113.88	0.37%	\$ 2,698.13	\$ 2,819.90	4.51%
MGS-S Customer 7117	\$ 2,874.21	\$ 2,950.70	2.66%	\$ 936.12	\$ 1,057.99	13.02%

Internal Use

Customer	Bundled 8/23 Prices	Bundled 1/24 Prices	Bundled % Difference	Distribution 1/24 Prices	Distribution 8/24 Prices	Distribution % Difference
MGS-S Customer 7118	\$ 15,643.39	\$ 15,750.90	0.69%	\$ 2,343.28	\$ 2,485.34	6.06%
MGS-S Customer 7119	\$ 15,190.21	\$ 15,281.51	0.60%	\$ 2,196.50	\$ 2,311.28	5.23%
MGS-S Customer 7120	\$ 20,606.83	\$ 20,704.07	0.47%	\$ 2,463.77	\$ 2,582.28	4.81%
MGS-S Customer 7121	\$ 7,841.75	\$ 7,919.06	0.99%	\$ 1,567.78	\$ 1,673.94	6.77%
MGS-S Customer 7122	\$ 9,977.04	\$ 10,072.72	0.96%	\$ 1,807.67	\$ 1,942.13	7.44%
MGS-S Customer 7123	\$ 37,096.24	\$ 37,223.30	0.34%	\$ 3,228.95	\$ 3,383.64	4.79%
MGS-S Customer 7124	\$ 289,913.41	\$ 290,443.51	0.18%	\$ 21,484.36	\$ 21,907.48	1.97%
MGS-S Customer 7125	\$ 8,193.20	\$ 8,274.64	0.99%	\$ 1,749.98	\$ 1,858.40	6.20%
MGS-S Customer 7126	\$ 5,790.60	\$ 5,887.05	1.67%	\$ 1,844.10	\$ 1,979.18	7.32%
MGS-S Customer 7127	\$ 38,487.83	\$ 38,633.91	0.38%	\$ 4,089.38	\$ 4,256.28	4.08%
MGS-S Customer 7128	\$ 30,972.39	\$ 31,123.25	0.49%	\$ 4,307.59	\$ 4,477.71	3.95%
MGS-S Customer 7129	\$ 8,751.10	\$ 8,864.82	1.30%	\$ 2,623.74	\$ 2,769.72	5.56%
MGS-S Customer 7130	\$ 12,328.99	\$ 12,428.64	0.81%	\$ 1,985.95	\$ 2,122.81	6.89%
MGS-S Customer 7131	\$ 7,251.97	\$ 7,326.12	1.02%	\$ 1,423.20	\$ 1,527.19	7.31%
MGS-S Customer 7132	\$ 10,571.62	\$ 10,653.70	0.78%	\$ 1,777.99	\$ 1,886.75	6.12%
MGS-S Customer 7133	\$ 85,473.56	\$ 85,686.74	0.25%	\$ 7,136.85	\$ 7,347.77	2.96%
MGS-S Customer 7134	\$ 10,306.62	\$ 10,397.51	0.88%	\$ 1,589.45	\$ 1,720.70	8.26%
MGS-S Customer 7135	\$ 98,751.23	\$ 99,074.06	0.33%	\$ 12,105.88	\$ 12,387.84	2.33%
MGS-S Customer 7136	\$ 12,035.61	\$ 12,147.32	0.93%	\$ 3,122.00	\$ 3,250.08	4.10%
MGS-S Customer 7137	\$ 20,947.39	\$ 21,061.87	0.55%	\$ 2,658.81	\$ 2,805.37	5.51%
MGS-S Customer 7138	\$ 59,538.95	\$ 59,728.38	0.32%	\$ 6,055.78	\$ 6,250.93	3.22%
MGS-S Customer 7139	\$ 24,652.24	\$ 24,763.13	0.45%	\$ 2,496.16	\$ 2,640.37	5.78%
MGS-S Customer 7140	\$ 18,408.30	\$ 18,518.50	0.60%	\$ 2,465.40	\$ 2,609.20	5.83%
MGS-S Customer 7141	\$ 11,486.24	\$ 11,579.40	0.81%	\$ 1,692.45	\$ 1,825.19	7.84%
MGS-S Customer 7142	\$ 73,395.64	\$ 73,589.41	0.26%	\$ 6,244.66	\$ 6,441.96	3.16%
MGS-S Customer 7143	\$ 31,431.23	\$ 31,598.14	0.53%	\$ 5,034.71	\$ 5,215.23	3.59%
MGS-S Customer 7144	\$ 11,090.04	\$ 11,178.97	0.80%	\$ 2,090.40	\$ 2,203.78	5.42%
MGS-S Customer 7145	\$ 2,735.32	\$ 2,811.29	2.78%	\$ 913.06	\$ 1,034.61	13.31%
MGS-S Customer 7146	\$ 5,482.76	\$ 5,552.05	1.26%	\$ 1,200.39	\$ 1,301.04	8.38%
MGS-S Customer 7147	\$ 83,681.99	\$ 83,924.88	0.29%	\$ 8,481.24	\$ 8,711.24	2.71%
MGS-S Customer 7148	\$ 11,638.50	\$ 11,739.88	0.87%	\$ 2,064.02	\$ 2,201.99	6.68%
MGS-S Customer 7149	\$ 33,880.69	\$ 34,014.55	0.40%	\$ 3,538.23	\$ 3,697.42	4.50%
MGS-S Customer 7150	\$ 81,423.05	\$ 81,662.93	0.29%	\$ 8,331.20	\$ 8,561.66	2.77%
MGS-S Customer 7151	\$ 138,366.19	\$ 138,702.55	0.24%	\$ 12,576.52	\$ 12,911.89	2.67%
MGS-S Customer 7152	\$ 14,854.41	\$ 14,956.30	0.69%	\$ 2,091.04	\$ 2,229.67	6.63%
MGS-S Customer 7153	\$ 8,987.44	\$ 9,083.31	1.07%	\$ 1,817.00	\$ 1,951.62	7.41%
MGS-S Customer 7154	\$ 23,402.25	\$ 23,522.16	0.51%	\$ 2,905.48	\$ 3,055.59	5.17%
MGS-S Customer 7155	\$ 11,379.32	\$ 11,476.08	0.85%	\$ 1,856.06	\$ 1,991.14	7.28%
MGS-S Customer 7156	\$ 62,298.70	\$ 62,475.73	0.28%	\$ 5,493.44	\$ 5,680.51	3.41%
MGS-S Customer 7157	\$ 9,875.98	\$ 9,957.03	0.82%	\$ 1,736.79	\$ 1,845.34	6.25%

Internal Use

Customer	Bundled 8/23 Prices	Bundled 1/24 Prices	Bundled % Difference	Distribution 1/24 Prices	Distribution 8/24 Prices	Distribution % Difference
MGS-S Customer 7158	\$ 14,056.88	\$ 14,160.51	0.74%	\$ 2,166.40	\$ 2,305.86	6.44%
MGS-S Customer 7159	\$ 14,538.49	\$ 14,642.21	0.71%	\$ 2,171.00	\$ 2,310.57	6.43%
MGS-S Customer 7160	\$ 61,717.71	\$ 61,917.71	0.32%	\$ 6,528.07	\$ 6,729.48	3.09%
MGS-S Customer 7161	\$ 15,367.36	\$ 15,481.05	0.74%	\$ 2,626.15	\$ 2,772.44	5.57%
MGS-S Customer 7162	\$ 10,920.51	\$ 11,023.88	0.95%	\$ 2,154.76	\$ 2,294.05	6.46%
MGS-S Customer 7163	\$ 18,333.38	\$ 18,420.81	0.48%	\$ 2,021.58	\$ 2,133.91	5.56%
MGS-S Customer 7164	\$ 35,395.74	\$ 35,532.32	0.39%	\$ 3,661.64	\$ 3,822.63	4.40%
MGS-S Customer 7165	\$ 29,239.88	\$ 29,342.38	0.35%	\$ 2,704.41	\$ 2,826.47	4.51%
MGS-S Customer 7166	\$ 36,790.08	\$ 36,931.77	0.39%	\$ 3,892.52	\$ 4,056.72	4.22%
MGS-S Customer 7167	\$ 12,925.02	\$ 13,024.94	0.77%	\$ 1,998.85	\$ 2,135.93	6.86%
MGS-S Customer 7168	\$ 22,206.37	\$ 22,299.34	0.42%	\$ 2,271.80	\$ 2,387.65	5.10%
MGS-S Customer 7169	\$ 5,961.75	\$ 6,047.41	1.44%	\$ 1,353.57	\$ 1,481.52	9.45%
MGS-S Customer 7170	\$ 125,448.92	\$ 125,707.83	0.21%	\$ 9,208.29	\$ 9,448.77	2.61%
MGS-S Customer 7171	\$ 20,516.66	\$ 20,631.86	0.56%	\$ 2,693.29	\$ 2,840.46	5.46%
MGS-S Customer 7172	\$ 15,378.64	\$ 15,488.64	0.72%	\$ 2,458.02	\$ 2,601.83	5.85%
MGS-S Customer 7173	\$ 7,426.20	\$ 7,508.06	1.10%	\$ 1,770.86	\$ 1,879.72	6.15%
MGS-S Customer 7174	\$ 17,179.37	\$ 17,287.95	0.63%	\$ 2,391.37	\$ 2,534.09	5.97%
MGS-S Customer 7175	\$ 41,472.02	\$ 41,656.61	0.45%	\$ 5,821.14	\$ 6,017.12	3.37%
MGS-S Customer 7176	\$ 9,372.35	\$ 9,464.70	0.99%	\$ 1,656.16	\$ 1,788.41	7.99%
MGS-S Customer 7177	\$ 65,756.59	\$ 65,964.76	0.32%	\$ 6,907.30	\$ 7,114.78	3.00%
MGS-S Customer 7178	\$ 19,160.58	\$ 19,273.53	0.59%	\$ 2,590.19	\$ 2,735.81	5.62%
MGS-S Customer 7179	\$ 14,110.67	\$ 14,209.62	0.70%	\$ 1,954.02	\$ 2,090.42	6.98%
MGS-S Customer 7180	\$ 14,998.69	\$ 15,081.86	0.55%	\$ 1,827.89	\$ 1,937.41	5.99%
MGS-S Customer 7181	\$ 4,424.16	\$ 4,486.64	1.41%	\$ 891.00	\$ 987.15	10.79%
MGS-S Customer 7182	\$ 16,108.78	\$ 16,212.21	0.64%	\$ 2,158.78	\$ 2,298.22	6.46%
MGS-S Customer 7183	\$ 4,961.12	\$ 5,041.63	1.62%	\$ 1,117.98	\$ 1,242.43	11.13%
MGS-S Customer 7184	\$ 21,241.67	\$ 21,349.71	0.51%	\$ 2,366.89	\$ 2,509.25	6.01%
MGS-S Customer 7185	\$ 4,871.30	\$ 4,950.85	1.63%	\$ 1,075.84	\$ 1,199.75	11.52%
MGS-S Customer 7186	\$ 8,216.86	\$ 8,283.48	0.81%	\$ 1,077.90	\$ 1,176.69	9.17%
MGS-S Customer 7187	\$ 72,351.57	\$ 72,903.20	0.76%	\$ 20,772.95	\$ 21,718.70	4.55%
MGS-S Customer 7188	\$ 17,248.87	\$ 17,354.81	0.61%	\$ 2,272.13	\$ 2,413.17	6.21%
MGS-S Customer 7189	\$ 16,419.06	\$ 16,518.58	0.61%	\$ 1,979.13	\$ 2,115.83	6.91%
MGS-S Customer 7190	\$ 33,046.95	\$ 33,343.49	0.90%	\$ 10,534.38	\$ 10,912.13	3.59%
MGS-S Customer 7191	\$ 23,483.89	\$ 23,597.27	0.48%	\$ 2,609.72	\$ 2,755.61	5.59%
MGS-S Customer 7192	\$ 7,097.51	\$ 7,166.87	0.98%	\$ 1,201.16	\$ 1,301.66	8.37%
MGS-S Customer 7193	\$ 11,720.64	\$ 11,800.05	0.68%	\$ 1,656.56	\$ 1,763.55	6.46%
MGS-S Customer 7194	\$ 58,002.43	\$ 58,181.37	0.31%	\$ 5,579.53	\$ 5,767.80	3.37%
MGS-S Customer 7195	\$ 62,562.78	\$ 62,781.80	0.35%	\$ 7,390.69	\$ 7,604.51	2.89%
MGS-S Customer 7196	\$ 6,569.97	\$ 6,647.21	1.18%	\$ 1,560.75	\$ 1,666.54	6.78%
MGS-S Customer 7197	\$ 43,773.07	\$ 43,952.10	0.41%	\$ 5,582.17	\$ 5,770.39	3.37%

Internal Use

Customer	Bundled 8/23 Prices	Bundled 1/24 Prices	Bundled % Difference	Distribution 1/24 Prices	Distribution 8/24 Prices	Distribution % Difference
MGS-S Customer 7198	\$ 20,851.82	\$ 20,967.04	0.55%	\$ 2,692.13	\$ 2,839.14	5.46%
MGS-S Customer 7199	\$ 17,625.84	\$ 17,716.98	0.52%	\$ 2,188.58	\$ 2,303.23	5.24%
MGS-S Customer 7200	\$ 13,383.04	\$ 13,481.78	0.74%	\$ 2,531.63	\$ 2,651.05	4.72%
MGS-S Customer 7201	\$ 11,085.97	\$ 11,164.98	0.71%	\$ 1,640.68	\$ 1,747.62	6.52%
MGS-S Customer 7202	\$ 59,335.65	\$ 59,510.25	0.29%	\$ 5,384.69	\$ 5,570.30	3.45%
MGS-S Customer 7203	\$ 23,199.26	\$ 23,338.57	0.60%	\$ 3,784.64	\$ 3,947.33	4.30%
MGS-S Customer 7204	\$ 20,127.11	\$ 20,230.58	0.51%	\$ 2,753.97	\$ 2,877.12	4.47%
MGS-S Customer 7205	\$ 18,227.76	\$ 18,337.94	0.60%	\$ 2,462.11	\$ 2,605.73	5.83%
MGS-S Customer 7206	\$ 28,014.89	\$ 28,167.58	0.55%	\$ 4,386.00	\$ 4,556.94	3.90%
MGS-S Customer 7207	\$ 13,549.92	\$ 13,666.29	0.86%	\$ 2,748.83	\$ 2,896.97	5.39%
MGS-S Customer 7208	\$ 47,822.76	\$ 48,000.36	0.37%	\$ 5,425.61	\$ 5,641.49	3.98%
MGS-S Customer 7209	\$ 191,153.35	\$ 191,536.24	0.20%	\$ 14,832.65	\$ 15,153.93	2.17%
MGS-S Customer 7210	\$ 80,863.48	\$ 81,045.68	0.23%	\$ 5,728.01	\$ 5,918.45	3.32%
MGS-S Customer 7211	\$ 791.03	\$ 847.17	7.10%	\$ 602.57	\$ 694.56	15.27%
MGS-S Customer 7212	\$ 20,175.58	\$ 20,295.47	0.59%	\$ 2,903.91	\$ 3,053.97	5.17%
MGS-S Customer 7213	\$ 13,333.78	\$ 13,436.11	0.77%	\$ 2,107.43	\$ 2,246.04	6.58%
MGS-S Customer 7214	\$ 15,584.05	\$ 15,681.63	0.63%	\$ 1,892.59	\$ 2,028.17	7.16%
MGS-S Customer 7215	\$ 39,790.65	\$ 39,950.98	0.40%	\$ 4,738.35	\$ 4,914.74	3.72%
MGS-S Customer 7216	\$ 40,425.73	\$ 40,596.85	0.42%	\$ 5,230.89	\$ 5,414.58	3.51%
MGS-S Customer 7217	\$ 1,577.45	\$ 1,650.74	4.65%	\$ 792.09	\$ 911.93	15.13%
MGS-S Customer 7218	\$ 26,050.91	\$ 26,179.53	0.49%	\$ 3,301.37	\$ 3,457.24	4.72%
MGS-S Customer 7219	\$ 21,146.56	\$ 21,261.02	0.54%	\$ 2,658.60	\$ 2,805.20	5.51%
MGS-S Customer 7220	\$ 8,813.36	\$ 8,888.26	0.85%	\$ 1,453.85	\$ 1,558.07	7.17%
MGS-S Customer 7221	\$ 9,277.21	\$ 9,371.79	1.02%	\$ 1,758.10	\$ 1,891.84	7.61%
MGS-S Customer 7222	\$ 9,744.67	\$ 9,819.16	0.76%	\$ 1,436.70	\$ 1,540.77	7.24%
MGS-S Customer 7223	\$ 20,950.43	\$ 21,076.60	0.60%	\$ 3,091.88	\$ 3,273.07	5.86%
MGS-S Customer 7224	\$ 15,789.58	\$ 15,905.75	0.74%	\$ 2,738.84	\$ 2,886.79	5.40%
MGS-S Customer 7225	\$ 53,010.12	\$ 53,205.58	0.37%	\$ 6,324.05	\$ 6,522.66	3.14%
MGS-S Customer 7226	\$ 24,093.02	\$ 24,198.81	0.44%	\$ 2,857.00	\$ 2,981.52	4.36%
MGS-S Customer 7227	\$ 78,700.94	\$ 79,015.55	0.40%	\$ 11,638.59	\$ 11,944.87	2.63%
MGS-S Customer 7228	\$ 14,558.93	\$ 14,661.78	0.71%	\$ 2,131.80	\$ 2,270.83	6.52%
MGS-S Customer 7229	\$ 140,982.04	\$ 141,335.65	0.25%	\$ 13,484.97	\$ 13,785.55	2.23%
MGS-S Customer 7230	\$ 22,096.03	\$ 22,195.76	0.45%	\$ 1,992.35	\$ 2,129.51	6.88%
MGS-S Customer 7231	\$ 16,540.68	\$ 16,628.09	0.53%	\$ 2,020.23	\$ 2,132.48	5.56%
MGS-S Customer 7232	\$ 34,258.40	\$ 34,393.51	0.39%	\$ 3,594.16	\$ 3,754.11	4.45%
MGS-S Customer 7233	\$ 323,718.78	\$ 324,253.95	0.17%	\$ 21,721.70	\$ 22,140.62	1.93%
MGS-S Customer 7234	\$ 9,134.30	\$ 9,226.33	1.01%	\$ 1,641.33	\$ 1,773.34	8.04%
MGS-S Customer 7235	\$ 7,555.84	\$ 7,643.68	1.16%	\$ 1,451.02	\$ 1,580.27	8.91%
MGS-S Customer 7236	\$ 25,240.24	\$ 25,365.52	0.50%	\$ 3,148.67	\$ 3,302.25	4.88%
MGS-S Customer 7237	\$ 17,175.72	\$ 17,295.91	0.70%	\$ 2,918.36	\$ 3,068.67	5.15%

Internal Use

Customer	Bundled 8/23 Prices	Bundled 1/24 Prices	Bundled % Difference	Distribution 1/24 Prices	Distribution 8/24 Prices	Distribution % Difference
MGS-S Customer 7238	\$ 10,256.01	\$ 10,339.95	0.82%	\$ 1,862.41	\$ 1,972.39	5.91%
MGS-S Customer 7239	\$ 7,464.11	\$ 7,562.76	1.32%	\$ 1,944.15	\$ 2,080.68	7.02%
MGS-S Customer 7240	\$ 56,761.27	\$ 56,961.20	0.35%	\$ 6,531.27	\$ 6,733.18	3.09%
MGS-S Customer 7241	\$ 21,401.25	\$ 21,515.46	0.53%	\$ 2,647.21	\$ 2,793.67	5.53%
MGS-S Customer 7242	\$ 31,153.29	\$ 31,299.93	0.47%	\$ 4,111.60	\$ 4,280.50	4.11%
MGS-S Customer 7243	\$ 10,372.28	\$ 10,450.39	0.75%	\$ 1,599.62	\$ 1,705.95	6.65%
MGS-S Customer 7244	\$ 23,534.99	\$ 23,650.89	0.49%	\$ 2,723.35	\$ 2,870.84	5.42%
MGS-S Customer 7245	\$ 7,591.94	\$ 7,678.46	1.14%	\$ 1,391.47	\$ 1,519.89	9.23%
MGS-S Customer 7246	\$ 44,894.75	\$ 45,052.51	0.35%	\$ 4,617.99	\$ 4,792.39	3.78%
MGS-S Customer 7247	\$ 10,055.91	\$ 10,144.62	0.88%	\$ 1,488.59	\$ 1,618.24	8.71%
MGS-S Customer 7248	\$ 11,708.86	\$ 11,803.55	0.81%	\$ 1,761.90	\$ 1,895.64	7.59%
MGS-S Customer 7249	\$ 17,842.04	\$ 17,961.50	0.67%	\$ 2,881.21	\$ 3,030.72	5.19%
MGS-S Customer 7250	\$ 9,454.33	\$ 9,550.18	1.01%	\$ 1,813.90	\$ 1,948.31	7.41%
MGS-S Customer 7251	\$ 23,633.34	\$ 23,744.24	0.47%	\$ 2,496.81	\$ 2,641.07	5.78%
MGS-S Customer 7252	\$ 10,057.82	\$ 10,132.40	0.74%	\$ 1,438.91	\$ 1,542.89	7.23%
MGS-S Customer 7253	\$ 15,843.70	\$ 15,952.65	0.69%	\$ 2,408.82	\$ 2,551.83	5.94%
MGS-S Customer 7254	\$ 7,737.81	\$ 7,825.86	1.14%	\$ 1,459.71	\$ 1,589.03	8.86%
MGS-S Customer 7255	\$ 27,038.46	\$ 27,155.11	0.43%	\$ 3,348.11	\$ 3,479.56	3.93%
MGS-S Customer 7256	\$ 64,221.13	\$ 64,399.56	0.28%	\$ 5,557.66	\$ 5,745.68	3.38%
MGS-S Customer 7257	\$ 10,369.33	\$ 10,446.60	0.75%	\$ 1,560.80	\$ 1,666.52	6.77%
MGS-S Customer 7258	\$ 14,094.05	\$ 14,193.42	0.71%	\$ 1,973.97	\$ 2,110.72	6.93%
MGS-S Customer 7259	\$ 12,076.16	\$ 12,168.32	0.76%	\$ 1,645.91	\$ 1,777.88	8.02%
MGS-S Customer 7260	\$ 186,981.75	\$ 187,395.47	0.22%	\$ 16,226.30	\$ 16,567.24	2.10%
MGS-S Customer 7261	\$ 7,414.65	\$ 7,501.27	1.17%	\$ 1,397.37	\$ 1,525.96	9.20%
MGS-S Customer 7262	\$ 6,619.54	\$ 6,693.36	1.12%	\$ 1,406.90	\$ 1,510.60	7.37%
MGS-S Customer 7263	\$ 5,081.08	\$ 5,158.20	1.52%	\$ 965.20	\$ 1,087.48	12.67%
MGS-S Customer 7264	\$ 29,345.77	\$ 29,505.38	0.54%	\$ 4,704.21	\$ 4,880.02	3.74%
MGS-S Customer 7265	\$ 14,655.66	\$ 14,735.69	0.55%	\$ 1,097.98	\$ 1,222.23	11.32%
MGS-S Customer 7266	\$ 27,361.76	\$ 27,484.93	0.45%	\$ 3,053.11	\$ 3,205.33	4.99%
MGS-S Customer 7267	\$ 15,769.48	\$ 15,878.59	0.69%	\$ 2,413.97	\$ 2,556.91	5.92%
MGS-S Customer 7268	\$ 19,669.69	\$ 19,781.07	0.57%	\$ 2,519.64	\$ 2,664.30	5.74%
MGS-S Customer 7269	\$ 50,974.31	\$ 51,146.25	0.34%	\$ 5,266.05	\$ 5,450.10	3.50%
MGS-S Customer 7270	\$ 5,826.27	\$ 5,922.77	1.66%	\$ 1,846.25	\$ 1,981.32	7.32%
MGS-S Customer 7271	\$ 42,329.82	\$ 42,487.28	0.37%	\$ 4,602.18	\$ 4,776.21	3.78%
MGS-S Customer 7272	\$ 30,527.29	\$ 30,683.75	0.51%	\$ 4,564.02	\$ 4,737.98	3.81%
MGS-S Customer 7273	\$ 6,655.37	\$ 6,740.18	1.27%	\$ 1,314.75	\$ 1,442.11	9.69%
MGS-S Customer 7274	\$ 77,174.59	\$ 77,370.27	0.25%	\$ 6,337.39	\$ 6,536.46	3.14%
MGS-S Customer 7275	\$ 8,885.33	\$ 9,004.47	1.34%	\$ 2,868.93	\$ 3,018.41	5.21%
MGS-S Customer 7276	\$ 11,448.93	\$ 11,525.65	0.67%	\$ 1,535.64	\$ 1,640.97	6.86%
MGS-S Customer 7277	\$ 41,430.53	\$ 41,584.77	0.37%	\$ 4,462.98	\$ 4,635.48	3.87%

Internal Use

Customer	Bundled 8/23 Prices	Bundled 1/24 Prices	Bundled % Difference	Distribution 1/24 Prices	Distribution 8/24 Prices	Distribution % Difference
MGS-S Customer 7278	\$ 13,098.29	\$ 13,190.89	0.71%	\$ 2,254.82	\$ 2,370.41	5.13%
MGS-S Customer 7279	\$ 149,700.08	\$ 150,047.24	0.23%	\$ 13,209.97	\$ 13,507.82	2.25%
MGS-S Customer 7280	\$ 9,014.09	\$ 9,130.85	1.30%	\$ 2,766.86	\$ 2,915.28	5.36%
MGS-S Customer 7281	\$ 49,622.60	\$ 49,768.87	0.29%	\$ 4,099.47	\$ 4,266.63	4.08%
MGS-S Customer 7282	\$ 142,913.27	\$ 143,300.39	0.27%	\$ 15,022.03	\$ 15,345.85	2.16%
MGS-S Customer 7283	\$ 91,569.77	\$ 91,806.13	0.26%	\$ 8,187.22	\$ 8,413.13	2.76%
MGS-S Customer 7284	\$ 30,556.62	\$ 30,703.78	0.48%	\$ 4,146.49	\$ 4,314.77	4.06%
MGS-S Customer 7285	\$ 10,371.06	\$ 10,476.16	1.01%	\$ 2,233.51	\$ 2,373.95	6.29%
MGS-S Customer 7286	\$ 14,493.99	\$ 14,596.12	0.70%	\$ 2,098.22	\$ 2,236.68	6.60%
MGS-S Customer 7287	\$ 121,795.12	\$ 122,083.78	0.24%	\$ 10,549.57	\$ 10,808.74	2.46%
MGS-S Customer 7288	\$ 8,714.96	\$ 8,786.71	0.82%	\$ 1,310.19	\$ 1,412.30	7.79%
MGS-S Customer 7289	\$ 12,156.54	\$ 12,241.74	0.70%	\$ 1,919.11	\$ 2,029.87	5.77%
MGS-S Customer 7290	\$ 17,441.66	\$ 17,538.42	0.55%	\$ 2,444.79	\$ 2,563.18	4.84%
MGS-S Customer 7291	\$ 5,577.92	\$ 5,661.98	1.51%	\$ 1,278.60	\$ 1,405.30	9.91%
MGS-S Customer 7292	\$ 80,793.57	\$ 81,027.49	0.29%	\$ 8,066.29	\$ 8,289.75	2.77%
MGS-S Customer 7293	\$ 6,318.13	\$ 6,401.93	1.33%	\$ 1,267.74	\$ 1,394.35	9.99%
MGS-S Customer 7294	\$ 32,738.59	\$ 32,860.75	0.37%	\$ 3,006.66	\$ 3,158.16	5.04%
MGS-S Customer 7295	\$ 9,504.47	\$ 9,581.90	0.81%	\$ 1,566.39	\$ 1,672.07	6.75%
MGS-S Customer 7296	\$ 25,389.80	\$ 25,512.53	0.48%	\$ 3,034.01	\$ 3,186.01	5.01%
MGS-S Customer 7297	\$ 19,228.97	\$ 19,342.54	0.59%	\$ 2,616.07	\$ 2,761.92	5.58%
MGS-S Customer 7298	\$ 28,473.09	\$ 28,588.49	0.41%	\$ 3,288.63	\$ 3,419.03	3.97%
MGS-S Customer 7299	\$ 9,530.33	\$ 9,606.37	0.80%	\$ 1,504.83	\$ 1,609.74	6.97%
MGS-S Customer 7300	\$ 9,332.54	\$ 9,408.55	0.81%	\$ 1,503.23	\$ 1,608.09	6.98%
MGS-S Customer 7301	\$ 53,850.19	\$ 54,000.38	0.28%	\$ 4,866.18	\$ 5,019.20	3.14%
MGS-S Customer 7302	\$ 12,910.55	\$ 13,001.99	0.71%	\$ 2,203.86	\$ 2,318.83	5.22%
MGS-S Customer 7303	\$ 84,144.81	\$ 84,346.01	0.24%	\$ 6,589.45	\$ 6,792.22	3.08%
MGS-S Customer 7304	\$ 17,409.44	\$ 17,515.45	0.61%	\$ 2,276.10	\$ 2,417.25	6.20%
MGS-S Customer 7305	\$ 29,435.36	\$ 29,568.40	0.45%	\$ 3,500.07	\$ 3,658.66	4.53%
MGS-S Customer 7306	\$ 44,420.46	\$ 44,632.34	0.48%	\$ 6,841.82	\$ 7,121.19	4.08%
MGS-S Customer 7307	\$ 36,659.72	\$ 36,784.75	0.34%	\$ 3,725.02	\$ 3,861.67	3.67%
MGS-S Customer 7308	\$ 12,640.65	\$ 12,741.06	0.79%	\$ 2,021.43	\$ 2,158.89	6.80%
MGS-S Customer 7309	\$ 20,462.01	\$ 20,550.05	0.43%	\$ 2,048.40	\$ 2,161.06	5.50%
MGS-S Customer 7310	\$ 9,900.21	\$ 9,989.56	0.90%	\$ 1,520.02	\$ 1,650.28	8.57%
MGS-S Customer 7311	\$ 28,896.97	\$ 29,006.77	0.38%	\$ 3,035.36	\$ 3,162.16	4.18%
MGS-S Customer 7312	\$ 23,243.39	\$ 23,372.43	0.56%	\$ 3,315.68	\$ 3,471.39	4.70%
MGS-S Customer 7313	\$ 50,956.09	\$ 51,115.25	0.31%	\$ 4,685.24	\$ 4,860.86	3.75%
MGS-S Customer 7314	\$ 8,761.13	\$ 8,851.11	1.03%	\$ 1,548.64	\$ 1,679.32	8.44%
MGS-S Customer 7315	\$ 26,607.37	\$ 26,726.24	0.45%	\$ 3,444.82	\$ 3,577.37	3.85%
MGS-S Customer 7316	\$ 117,114.41	\$ 117,354.48	0.20%	\$ 8,351.04	\$ 8,579.01	2.73%
MGS-S Customer 7317	\$ 21,139.82	\$ 21,252.13	0.53%	\$ 2,562.03	\$ 2,707.29	5.67%

Internal Use

Customer	Bundled 8/23 Prices	Bundled 1/24 Prices	Bundled % Difference	Distribution 1/24 Prices	Distribution 8/24 Prices	Distribution % Difference
MGS-S Customer 7318	\$ 79,426.07	\$ 79,819.10	0.49%	\$ 14,336.01	\$ 14,956.39	4.33%
MGS-S Customer 7319	\$ 12,480.50	\$ 12,625.09	1.16%	\$ 4,013.48	\$ 4,178.70	4.12%
MGS-S Customer 7320	\$ 15,957.49	\$ 16,041.97	0.53%	\$ 1,887.79	\$ 1,998.20	5.85%
MGS-S Customer 7321	\$ 9,981.99	\$ 10,057.63	0.76%	\$ 1,486.70	\$ 1,591.34	7.04%
MGS-S Customer 7322	\$ 24,478.27	\$ 24,589.16	0.45%	\$ 2,496.41	\$ 2,640.65	5.78%
MGS-S Customer 7323	\$ 54,244.11	\$ 54,414.44	0.31%	\$ 5,189.57	\$ 5,372.28	3.52%
MGS-S Customer 7324	\$ 10,174.76	\$ 10,267.90	0.92%	\$ 1,691.86	\$ 1,824.60	7.85%
MGS-S Customer 7325	\$ 5,730.51	\$ 5,839.77	1.91%	\$ 2,423.46	\$ 2,566.73	5.91%
MGS-S Customer 7326	\$ 26,293.64	\$ 26,425.48	0.50%	\$ 3,448.37	\$ 3,606.42	4.58%
MGS-S Customer 7327	\$ 16,188.76	\$ 16,302.24	0.70%	\$ 2,613.37	\$ 2,759.27	5.58%
MGS-S Customer 7328	\$ 4,396.92	\$ 4,474.88	1.77%	\$ 1,002.97	\$ 1,125.78	12.24%
MGS-S Customer 7329	\$ 15,519.83	\$ 15,615.70	0.62%	\$ 1,812.13	\$ 1,946.34	7.41%
MGS-S Customer 7330	\$ 8,286.94	\$ 8,372.29	1.03%	\$ 1,926.30	\$ 2,037.19	5.76%
MGS-S Customer 7331	\$ 8,002.92	\$ 8,100.06	1.21%	\$ 1,873.16	\$ 2,008.49	7.22%
MGS-S Customer 7332	\$ 65,455.80	\$ 65,670.55	0.33%	\$ 7,194.03	\$ 7,404.79	2.93%
MGS-S Customer 7333	\$ 14,403.15	\$ 14,457.87	0.38%	\$ 538.56	\$ 629.64	16.91%
MGS-S Customer 7334	\$ 44,903.26	\$ 45,061.79	0.35%	\$ 4,653.95	\$ 4,828.95	3.76%
MGS-S Customer 7335	\$ 10,188.93	\$ 10,308.47	1.17%	\$ 2,891.75	\$ 3,041.88	5.19%
MGS-S Customer 7336	\$ 94,470.70	\$ 94,796.21	0.34%	\$ 11,916.69	\$ 12,296.36	3.19%
MGS-S Customer 7337	\$ 30,812.48	\$ 30,969.56	0.51%	\$ 4,551.93	\$ 4,740.17	4.14%
MGS-S Customer 7338	\$ 26,647.37	\$ 26,778.62	0.49%	\$ 3,418.37	\$ 3,575.76	4.60%
MGS-S Customer 7339	\$ 13,610.96	\$ 13,693.58	0.61%	\$ 1,803.23	\$ 1,912.42	6.06%
MGS-S Customer 7340	\$ 49,545.42	\$ 49,746.18	0.41%	\$ 6,562.42	\$ 6,764.32	3.08%
MGS-S Customer 7341	\$ 34,258.18	\$ 34,387.31	0.38%	\$ 3,323.00	\$ 3,479.05	4.70%
MGS-S Customer 7342	\$ 23,172.81	\$ 23,308.56	0.59%	\$ 3,620.09	\$ 3,780.20	4.42%
MGS-S Customer 7343	\$ 6,102.19	\$ 6,174.08	1.18%	\$ 1,319.48	\$ 1,421.92	7.76%
MGS-S Customer 7344	\$ 12,915.85	\$ 13,001.94	0.67%	\$ 1,959.76	\$ 2,071.15	5.68%
MGS-S Customer 7345	\$ 9,838.01	\$ 9,914.47	0.78%	\$ 1,523.01	\$ 1,628.12	6.90%
MGS-S Customer 7346	\$ 51,903.73	\$ 52,076.86	0.33%	\$ 5,317.76	\$ 5,502.39	3.47%
MGS-S Customer 7347	\$ 45,569.55	\$ 45,728.38	0.35%	\$ 4,672.80	\$ 4,848.42	3.76%
MGS-S Customer 7348	\$ 53,847.27	\$ 54,021.85	0.32%	\$ 5,385.90	\$ 5,571.68	3.45%
MGS-S Customer 7349	\$ 6,559.62	\$ 6,633.40	1.12%	\$ 1,403.71	\$ 1,507.27	7.38%
MGS-S Customer 7350	\$ 7,617.05	\$ 7,695.47	1.03%	\$ 1,610.18	\$ 1,716.40	6.60%
MGS-S Customer 7351	\$ 20,663.10	\$ 20,770.43	0.52%	\$ 2,335.62	\$ 2,477.60	6.08%
MGS-S Customer 7352	\$ 29,522.23	\$ 29,627.87	0.36%	\$ 2,847.08	\$ 2,971.22	4.36%
MGS-S Customer 7353	\$ 10,864.13	\$ 10,959.98	0.88%	\$ 1,815.74	\$ 1,950.30	7.41%
MGS-S Customer 7354	\$ 15,504.30	\$ 15,584.60	0.52%	\$ 1,695.12	\$ 1,802.55	6.34%
MGS-S Customer 7355	\$ 48,074.87	\$ 48,247.96	0.36%	\$ 5,318.73	\$ 5,503.59	3.48%
MGS-S Customer 7356	\$ 20,413.23	\$ 20,529.18	0.57%	\$ 2,727.82	\$ 2,875.50	5.41%
MGS-S Customer 7357	\$ 14,920.25	\$ 15,015.39	0.64%	\$ 2,379.27	\$ 2,497.27	4.96%

Customer	Bundled 8/23 Prices	Bundled 1/24 Prices	Bundled % Difference	Distribution 1/24 Prices	Distribution 8/24 Prices	Distribution % Difference
MGS-S Customer 7358	\$ 8,657.17	\$ 8,731.30	0.86%	\$ 1,418.46	\$ 1,522.16	7.31%
MGS-S Customer 7359	\$ 16,837.91	\$ 16,932.01	0.56%	\$ 2,323.74	\$ 2,440.38	5.02%
MGS-S Customer 7360	\$ 8,878.68	\$ 8,970.84	1.04%	\$ 1,648.11	\$ 1,780.27	8.02%
MGS-S Customer 7361	\$ 9,301.64	\$ 9,399.86	1.06%	\$ 1,921.59	\$ 2,057.59	7.08%
MGS-S Customer 7362	\$ 10,193.72	\$ 10,273.31	0.78%	\$ 1,666.15	\$ 1,773.37	6.44%
MGS-S Customer 7363	\$ 8,012.36	\$ 8,090.33	0.97%	\$ 1,596.45	\$ 1,702.96	6.67%
MGS-S Customer 7364	\$ 15,300.16	\$ 15,407.10	0.70%	\$ 2,319.19	\$ 2,461.02	6.12%
MGS-S Customer 7365	\$ 55,223.27	\$ 55,397.74	0.32%	\$ 5,376.83	\$ 5,562.19	3.45%
MGS-S Customer 7366	\$ 26,851.20	\$ 26,947.40	0.36%	\$ 2,418.60	\$ 2,536.56	4.88%
MGS-S Customer 7367	\$ 18,031.27	\$ 18,148.20	0.65%	\$ 2,770.92	\$ 2,919.15	5.35%
MGS-S Customer 7368	\$ 30,438.71	\$ 30,577.74	0.46%	\$ 3,767.85	\$ 3,930.02	4.30%
MGS-S Customer 7369	\$ 46,971.69	\$ 47,143.10	0.36%	\$ 5,234.67	\$ 5,417.75	3.50%
MGS-S Customer 7370	\$ 216,394.13	\$ 216,830.92	0.20%	\$ 17,270.08	\$ 17,625.84	2.06%
MGS-S Customer 7371	\$ 31,084.63	\$ 31,225.35	0.45%	\$ 3,835.50	\$ 4,002.44	4.35%
MGS-S Customer 7372	\$ 19,395.12	\$ 19,482.28	0.45%	\$ 2,008.67	\$ 2,120.78	5.58%
MGS-S Customer 7373	\$ 6,474.02	\$ 6,562.60	1.37%	\$ 1,487.42	\$ 1,617.41	8.74%
MGS-S Customer 7374	\$ 20,754.50	\$ 20,868.54	0.55%	\$ 3,226.78	\$ 3,356.28	4.01%
MGS-S Customer 7375	\$ 24,417.51	\$ 24,541.89	0.51%	\$ 3,107.72	\$ 3,260.71	4.92%
MGS-S Customer 7376	\$ 13,450.06	\$ 13,556.23	0.79%	\$ 2,282.61	\$ 2,423.83	6.19%
MGS-S Customer 7377	\$ 50,298.97	\$ 50,459.87	0.32%	\$ 4,757.04	\$ 4,933.20	3.70%
MGS-S Customer 7378	\$ 146,075.98	\$ 146,386.56	0.21%	\$ 11,553.41	\$ 11,827.65	2.37%
MGS-S Customer 7379	\$ 24,432.11	\$ 24,541.70	0.45%	\$ 2,437.07	\$ 2,580.43	5.88%
MGS-S Customer 7380	\$ 13,221.98	\$ 13,311.76	0.68%	\$ 2,127.51	\$ 2,241.30	5.35%
MGS-S Customer 7381	\$ 10,625.44	\$ 10,702.65	0.73%	\$ 1,556.47	\$ 1,662.01	6.78%
MGS-S Customer 7382	\$ 9,832.38	\$ 9,924.18	0.93%	\$ 1,632.00	\$ 1,763.93	8.08%
MGS-S Customer 7383	\$ 6,024.23	\$ 6,098.94	1.24%	\$ 1,449.53	\$ 1,553.98	7.21%
MGS-S Customer 7384	\$ 8,612.55	\$ 8,702.91	1.05%	\$ 1,566.30	\$ 1,697.26	8.36%
MGS-S Customer 7385	\$ 4,579.88	\$ 4,653.57	1.61%	\$ 1,398.12	\$ 1,501.50	7.39%
MGS-S Customer 7386	\$ 12,268.09	\$ 12,366.07	0.80%	\$ 1,911.22	\$ 2,047.07	7.11%
MGS-S Customer 7387	\$ 219,783.05	\$ 220,233.93	0.21%	\$ 17,611.18	\$ 18,069.15	2.60%
MGS-S Customer 7388	\$ 6,236.97	\$ 6,304.96	1.09%	\$ 1,138.14	\$ 1,237.67	8.74%
MGS-S Customer 7389	\$ 7,504.83	\$ 7,589.19	1.12%	\$ 1,293.43	\$ 1,420.43	9.82%
MGS-S Customer 7390	\$ 17,872.13	\$ 17,991.96	0.67%	\$ 2,807.13	\$ 2,986.31	6.38%
MGS-S Customer 7391	\$ 9,135.07	\$ 9,225.10	0.99%	\$ 1,549.78	\$ 1,680.38	8.43%
MGS-S Customer 7392	\$ 14,068.18	\$ 14,171.14	0.73%	\$ 2,135.82	\$ 2,274.83	6.51%
MGS-S Customer 7393	\$ 10,757.78	\$ 10,844.01	0.80%	\$ 1,378.21	\$ 1,506.43	9.30%
MGS-S Customer 7394	\$ 9,615.34	\$ 9,706.33	0.95%	\$ 1,595.14	\$ 1,726.55	8.24%
MGS-S Customer 7395	\$ 17,087.98	\$ 17,188.47	0.59%	\$ 2,024.11	\$ 2,161.52	6.79%
MGS-S Customer 7396	\$ 11,925.11	\$ 12,021.14	0.81%	\$ 1,823.65	\$ 1,958.31	7.38%
MGS-S Customer 7397	\$ 10,011.43	\$ 10,108.87	0.97%	\$ 1,887.71	\$ 2,023.32	7.18%

Internal Use

Customer	Bundled 8/23 Prices	Bundled 1/24 Prices	Bundled % Difference	Distribution 1/24 Prices	Distribution 8/24 Prices	Distribution % Difference
MGS-S Customer 7398	\$ 20,735.79	\$ 20,849.94	0.55%	\$ 2,642.66	\$ 2,788.90	5.53%
MGS-S Customer 7399	\$ 17,842.73	\$ 17,954.32	0.63%	\$ 2,528.07	\$ 2,672.75	5.72%
MGS-S Customer 7400	\$ 30,229.06	\$ 30,348.04	0.39%	\$ 3,446.74	\$ 3,579.12	3.84%
MGS-S Customer 7401	\$ 14,080.93	\$ 14,190.49	0.78%	\$ 2,439.35	\$ 2,583.02	5.89%
MGS-S Customer 7402	\$ 23,162.02	\$ 23,276.16	0.49%	\$ 2,642.91	\$ 2,789.19	5.53%
MGS-S Customer 7403	\$ 14,990.14	\$ 15,105.18	0.77%	\$ 2,681.42	\$ 2,828.09	5.47%
MGS-S Customer 7404	\$ 51,063.54	\$ 51,256.17	0.38%	\$ 6,194.47	\$ 6,391.14	3.17%
MGS-S Customer 7405	\$ 9,987.23	\$ 10,048.61	0.61%	\$ 839.49	\$ 934.81	11.35%
MGS-S Customer 7406	\$ 11,449.64	\$ 11,545.53	0.84%	\$ 1,816.67	\$ 1,951.21	7.41%
MGS-S Customer 7407	\$ 5,950.67	\$ 6,026.55	1.28%	\$ 1,501.28	\$ 1,606.38	7.00%
MGS-S Customer 7408	\$ 9,486.46	\$ 9,569.59	0.88%	\$ 1,831.14	\$ 1,941.07	6.00%
MGS-S Customer 7409	\$ 4,765.31	\$ 4,844.50	1.66%	\$ 1,650.13	\$ 1,757.27	6.49%
MGS-S Customer 7410	\$ 8,162.68	\$ 8,244.13	1.00%	\$ 1,748.89	\$ 1,857.21	6.19%
MGS-S Customer 7411	\$ 31,349.18	\$ 31,477.23	0.41%	\$ 3,273.93	\$ 3,429.30	4.75%
MGS-S Customer 7412	\$ 28,131.94	\$ 28,250.28	0.42%	\$ 2,835.30	\$ 2,984.49	5.26%
MGS-S Customer 7413	\$ 20,962.81	\$ 21,074.53	0.53%	\$ 3,119.06	\$ 3,246.85	4.10%
MGS-S Customer 7414	\$ 20,555.43	\$ 20,644.22	0.43%	\$ 2,083.41	\$ 2,196.63	5.43%
MGS-S Customer 7415	\$ 261,392.65	\$ 261,864.03	0.18%	\$ 18,845.65	\$ 19,224.50	2.01%
MGS-S Customer 7416	\$ 18,832.74	\$ 18,922.95	0.48%	\$ 2,147.04	\$ 2,261.12	5.31%
MGS-S Customer 7417	\$ 5,752.11	\$ 5,833.59	1.42%	\$ 1,162.44	\$ 1,287.56	10.76%
MGS-S Customer 7418	\$ 26,854.16	\$ 27,009.78	0.58%	\$ 4,522.61	\$ 4,695.78	3.83%
MGS-S Customer 7419	\$ 29,935.74	\$ 30,064.34	0.43%	\$ 3,296.85	\$ 3,452.39	4.72%
MGS-S Customer 7420	\$ 2,943.43	\$ 3,014.49	2.41%	\$ 1,279.36	\$ 1,381.05	7.95%
MGS-S Customer 7421	\$ 2,877.08	\$ 2,949.62	2.52%	\$ 1,347.05	\$ 1,449.73	7.62%
MGS-S Customer 7422	\$ 7,161.71	\$ 7,258.52	1.35%	\$ 2,449.10	\$ 2,567.72	4.84%
MGS-S Customer 7423	\$ 10,552.88	\$ 10,639.93	0.82%	\$ 1,414.33	\$ 1,542.97	9.10%
MGS-S Customer 7424	\$ 5,018.42	\$ 5,099.24	1.61%	\$ 1,721.72	\$ 1,829.72	6.27%
MGS-S Customer 7425	\$ 13,168.44	\$ 13,257.84	0.68%	\$ 2,108.76	\$ 2,222.20	5.38%
MGS-S Customer 7426	\$ 25,284.70	\$ 25,401.06	0.46%	\$ 2,744.18	\$ 2,891.96	5.39%
MGS-S Customer 7427	\$ 30,858.77	\$ 31,024.63	0.54%	\$ 4,966.98	\$ 5,151.47	3.71%
MGS-S Customer 7428	\$ 8,033.96	\$ 8,116.27	1.02%	\$ 1,788.44	\$ 1,897.37	6.09%
MGS-S Customer 7429	\$ 63,443.39	\$ 63,657.71	0.34%	\$ 7,171.27	\$ 7,383.60	2.96%
MGS-S Customer 7430	\$ 11,025.18	\$ 11,123.91	0.90%	\$ 1,943.88	\$ 2,080.14	7.01%
MGS-S Customer 7431	\$ 25,097.52	\$ 25,217.53	0.48%	\$ 2,910.07	\$ 3,060.28	5.16%
MGS-S Customer 7432	\$ 17,399.41	\$ 17,507.10	0.62%	\$ 2,350.75	\$ 2,492.88	6.05%
MGS-S Customer 7433	\$ 15,081.75	\$ 15,169.99	0.59%	\$ 2,057.11	\$ 2,169.88	5.48%
MGS-S Customer 7434	\$ 9,506.40	\$ 9,603.36	1.02%	\$ 1,866.24	\$ 2,001.54	7.25%
MGS-S Customer 7435	\$ 16,949.15	\$ 17,052.86	0.61%	\$ 2,171.36	\$ 2,311.00	6.43%
MGS-S Customer 7436	\$ 13,210.47	\$ 13,311.31	0.76%	\$ 2,041.68	\$ 2,179.46	6.75%
MGS-S Customer 7437	\$ 9,482.30	\$ 9,576.27	0.99%	\$ 1,726.31	\$ 1,859.34	7.71%

Customer	Bundled 8/23 Prices	Bundled 1/24 Prices	Bundled % Difference	Distribution 1/24 Prices	Distribution 8/24 Prices	Distribution % Difference
MGS-S Customer 7438	\$ 27,439.71	\$ 27,543.99	0.38%	\$ 2,784.57	\$ 2,907.78	4.42%
MGS-S Customer 7439	\$ 7,411.92	\$ 7,498.28	1.17%	\$ 1,385.01	\$ 1,513.39	9.27%
MGS-S Customer 7440	\$ 124,679.43	\$ 124,970.12	0.23%	\$ 10,650.96	\$ 10,912.22	2.45%
MGS-S Customer 7441	\$ 8,281.43	\$ 8,404.10	1.48%	\$ 2,988.62	\$ 3,151.83	5.46%
MGS-S Customer 7442	\$ 7,740.07	\$ 7,825.95	1.11%	\$ 1,361.30	\$ 1,489.21	9.40%
MGS-S Customer 7443	\$ 76,934.61	\$ 77,107.72	0.23%	\$ 5,318.82	\$ 5,503.63	3.47%
MGS-S Customer 7444	\$ 8,705.88	\$ 8,775.56	0.80%	\$ 1,214.48	\$ 1,315.08	8.28%
MGS-S Customer 7445	\$ 11,771.51	\$ 11,877.00	0.90%	\$ 2,252.03	\$ 2,392.81	6.25%
MGS-S Customer 7446	\$ 77,952.28	\$ 78,201.37	0.32%	\$ 8,729.79	\$ 8,973.64	2.79%
MGS-S Customer 7447	\$ 22,808.30	\$ 22,930.79	0.54%	\$ 3,021.17	\$ 3,172.87	5.02%
MGS-S Customer 7448	\$ 38,752.63	\$ 38,996.69	0.63%	\$ 8,528.42	\$ 8,758.69	2.70%
MGS-S Customer 7449	\$ 9,070.94	\$ 9,149.52	0.87%	\$ 1,620.63	\$ 1,727.22	6.58%
MGS-S Customer 7450	\$ 7,768.75	\$ 7,863.91	1.22%	\$ 1,739.59	\$ 1,886.77	8.46%
MGS-S Customer 7451	\$ 12,546.30	\$ 12,640.72	0.75%	\$ 1,750.01	\$ 1,883.60	7.63%
MGS-S Customer 7452	\$ 53,367.21	\$ 53,544.98	0.33%	\$ 5,529.79	\$ 5,717.60	3.40%
MGS-S Customer 7453	\$ 15,869.29	\$ 15,946.62	0.49%	\$ 1,562.76	\$ 1,668.43	6.76%
MGS-S Customer 7454	\$ 34,384.06	\$ 34,526.94	0.42%	\$ 3,947.32	\$ 4,112.39	4.18%
MGS-S Customer 7455	\$ 12,315.01	\$ 12,389.03	0.60%	\$ 1,412.40	\$ 1,515.91	7.33%
MGS-S Customer 7456	\$ 4,988.38	\$ 5,068.78	1.61%	\$ 1,113.96	\$ 1,238.39	11.17%
MGS-S Customer 7457	\$ 25,094.45	\$ 25,209.00	0.46%	\$ 2,662.99	\$ 2,809.65	5.51%
MGS-S Customer 7458	\$ 12,665.26	\$ 12,763.37	0.77%	\$ 1,916.47	\$ 2,052.38	7.09%
MGS-S Customer 7459	\$ 23,895.92	\$ 24,014.41	0.50%	\$ 2,837.87	\$ 2,986.81	5.25%
MGS-S Customer 7460	\$ 143,455.98	\$ 143,791.25	0.23%	\$ 12,529.59	\$ 12,862.65	2.66%
MGS-S Customer 7461	\$ 39,732.37	\$ 39,893.82	0.41%	\$ 4,786.76	\$ 4,963.71	3.70%
MGS-S Customer 7462	\$ 26,857.79	\$ 26,991.70	0.50%	\$ 3,352.32	\$ 3,568.34	6.44%
MGS-S Customer 7463	\$ 22,038.15	\$ 22,137.73	0.45%	\$ 2,571.89	\$ 2,692.08	4.67%
MGS-S Customer 7464	\$ 80,369.50	\$ 80,579.24	0.26%	\$ 6,975.80	\$ 7,184.07	2.99%
MGS-S Customer 7465	\$ 12,557.56	\$ 12,636.46	0.63%	\$ 1,635.07	\$ 1,741.87	6.53%
MGS-S Customer 7466	\$ 31,168.41	\$ 31,292.30	0.40%	\$ 3,085.33	\$ 3,237.96	4.95%
MGS-S Customer 7467	\$ 28,329.01	\$ 28,452.64	0.44%	\$ 3,072.95	\$ 3,225.36	4.96%
MGS-S Customer 7468	\$ 15,860.35	\$ 15,967.59	0.68%	\$ 2,330.80	\$ 2,472.66	6.09%
MGS-S Customer 7469	\$ 32,935.31	\$ 33,047.57	0.34%	\$ 3,146.01	\$ 3,274.33	4.08%
MGS-S Customer 7470	\$ 22,785.99	\$ 22,894.81	0.48%	\$ 2,402.76	\$ 2,545.69	5.95%
MGS-S Customer 7471	\$ 6,161.44	\$ 6,254.34	1.51%	\$ 1,682.36	\$ 1,815.04	7.89%
MGS-S Customer 7472	\$ 12,895.13	\$ 13,026.49	1.02%	\$ 3,424.22	\$ 3,581.74	4.60%
MGS-S Customer 7473	\$ 14,813.99	\$ 14,910.78	0.65%	\$ 1,857.36	\$ 1,992.45	7.27%
MGS-S Customer 7474	\$ 30,516.40	\$ 30,653.67	0.45%	\$ 3,689.50	\$ 3,851.63	4.39%
MGS-S Customer 7475	\$ 74,892.44	\$ 75,104.15	0.28%	\$ 7,068.47	\$ 7,278.30	2.97%
MGS-S Customer 7476	\$ 48,281.42	\$ 48,441.36	0.33%	\$ 4,720.16	\$ 4,897.06	3.75%
MGS-S Customer 7477	\$ 35,779.56	\$ 35,922.58	0.40%	\$ 3,948.44	\$ 4,113.16	4.17%

Internal Use

Customer	Bundled 8/23 Prices	Bundled 1/24 Prices	Bundled % Difference	Distribution 1/24 Prices	Distribution 8/24 Prices	Distribution % Difference
MGS-S Customer 7478	\$ 5,807.23	\$ 5,873.90	1.15%	\$ 1,079.99	\$ 1,178.80	9.15%
MGS-S Customer 7479	\$ 7,886.86	\$ 7,964.34	0.98%	\$ 1,573.41	\$ 1,679.52	6.74%
MGS-S Customer 7480	\$ 9,651.83	\$ 9,739.87	0.91%	\$ 1,460.21	\$ 1,589.59	8.86%
MGS-S Customer 7481	\$ 68,315.24	\$ 68,508.13	0.28%	\$ 6,211.52	\$ 6,408.80	3.18%
MGS-S Customer 7482	\$ 42,980.78	\$ 43,136.47	0.36%	\$ 4,523.49	\$ 4,696.48	3.82%
MGS-S Customer 7483	\$ 12,926.49	\$ 13,006.29	0.62%	\$ 1,674.55	\$ 1,781.85	6.41%
MGS-S Customer 7484	\$ 33,290.58	\$ 33,424.34	0.40%	\$ 3,532.89	\$ 3,691.96	4.50%
MGS-S Customer 7485	\$ 17,834.35	\$ 17,927.22	0.52%	\$ 2,268.27	\$ 2,384.15	5.11%
MGS-S Customer 7486	\$ 19,052.08	\$ 19,163.08	0.58%	\$ 2,501.12	\$ 2,645.41	5.77%
MGS-S Customer 7487	\$ 20,340.44	\$ 20,444.57	0.51%	\$ 2,189.85	\$ 2,329.69	6.39%
MGS-S Customer 7488	\$ 10,173.78	\$ 10,271.58	0.96%	\$ 1,903.63	\$ 2,039.43	7.13%
MGS-S Customer 7489	\$ 61,188.27	\$ 61,365.67	0.29%	\$ 5,510.90	\$ 5,698.27	3.40%
MGS-S Customer 7490	\$ 5,222.91	\$ 5,288.31	1.25%	\$ 1,022.41	\$ 1,120.41	9.59%
MGS-S Customer 7491	\$ 17,148.04	\$ 17,247.28	0.58%	\$ 1,967.48	\$ 2,104.11	6.94%
MGS-S Customer 7492	\$ 69,980.06	\$ 70,180.26	0.29%	\$ 6,546.21	\$ 6,748.52	3.09%
MGS-S Customer 7493	\$ 11,258.88	\$ 11,360.66	0.90%	\$ 2,084.14	\$ 2,222.53	6.64%
MGS-S Customer 7494	\$ 54,298.14	\$ 54,477.54	0.33%	\$ 5,602.07	\$ 5,790.78	3.37%
MGS-S Customer 7495	\$ 45,512.67	\$ 45,715.74	0.45%	\$ 6,680.58	\$ 6,885.11	3.06%
MGS-S Customer 7496	\$ 17,837.01	\$ 17,942.08	0.59%	\$ 2,232.58	\$ 2,373.05	6.29%
MGS-S Customer 7497	\$ 24,597.73	\$ 24,741.99	0.59%	\$ 4,000.39	\$ 4,168.68	4.21%
MGS-S Customer 7498	\$ 26,112.88	\$ 26,254.89	0.54%	\$ 3,905.83	\$ 4,070.17	4.21%
MGS-S Customer 7499	\$ 14,091.05	\$ 14,176.44	0.61%	\$ 1,928.75	\$ 2,039.71	5.75%
MGS-S Customer 7500	\$ 31,293.12	\$ 31,418.48	0.40%	\$ 3,150.63	\$ 3,304.15	4.87%
MGS-S Customer 7501	\$ 14,325.25	\$ 14,415.74	0.63%	\$ 2,159.51	\$ 2,273.78	5.29%
MGS-S Customer 7502	\$ 28,049.74	\$ 28,230.56	0.64%	\$ 5,665.80	\$ 5,855.36	3.35%
MGS-S Customer 7503	\$ 11,980.33	\$ 12,069.37	0.74%	\$ 2,093.48	\$ 2,206.77	5.41%
MGS-S Customer 7504	\$ 13,217.21	\$ 13,316.34	0.75%	\$ 1,964.97	\$ 2,101.74	6.96%
MGS-S Customer 7505	\$ 30,037.63	\$ 30,155.26	0.39%	\$ 2,801.69	\$ 2,950.30	5.30%
MGS-S Customer 7506	\$ 12,790.22	\$ 12,891.96	0.80%	\$ 2,081.43	\$ 2,219.74	6.64%
MGS-S Customer 7507	\$ 4,914.27	\$ 4,981.34	1.36%	\$ 1,100.47	\$ 1,199.75	9.02%
MGS-S Customer 7508	\$ 24,652.39	\$ 24,769.00	0.47%	\$ 2,756.14	\$ 2,904.15	5.37%
MGS-S Customer 7509	\$ 15,146.21	\$ 15,228.33	0.54%	\$ 1,780.54	\$ 1,889.38	6.11%
MGS-S Customer 7510	\$ 33,424.19	\$ 33,554.07	0.39%	\$ 3,355.61	\$ 3,512.05	4.66%
MGS-S Customer 7511	\$ 10,013.86	\$ 10,090.46	0.76%	\$ 1,530.72	\$ 1,636.03	6.88%
MGS-S Customer 7512	\$ 11,229.16	\$ 11,329.53	0.89%	\$ 2,020.20	\$ 2,157.68	6.81%
MGS-S Customer 7513	\$ 62,841.26	\$ 63,051.20	0.33%	\$ 6,992.42	\$ 7,201.46	2.99%
MGS-S Customer 7514	\$ 25,516.83	\$ 25,766.97	0.98%	\$ 8,053.17	\$ 8,517.42	5.76%
MGS-S Customer 7515	\$ 10,949.40	\$ 11,029.39	0.73%	\$ 1,684.10	\$ 1,791.58	6.38%
MGS-S Customer 7516	\$ 12,744.71	\$ 12,833.52	0.70%	\$ 1,494.52	\$ 1,624.35	8.69%
MGS-S Customer 7517	\$ 37,786.43	\$ 37,922.16	0.36%	\$ 3,621.15	\$ 3,781.42	4.43%

Internal Use

Customer	Bundled 8/23 Prices	Bundled 1/24 Prices	Bundled % Difference	Distribution 1/24 Prices	Distribution 8/24 Prices	Distribution % Difference
MGS-S Customer 7518	\$ 22,049.89	\$ 22,157.07	0.49%	\$ 2,329.10	\$ 2,470.99	6.09%
MGS-S Customer 7519	\$ 39,883.40	\$ 40,000.91	0.29%	\$ 3,384.25	\$ 3,516.03	3.89%
MGS-S Customer 7520	\$ 11,599.97	\$ 11,704.70	0.90%	\$ 2,215.18	\$ 2,355.25	6.32%
MGS-S Customer 7521	\$ 36,559.94	\$ 36,736.99	0.48%	\$ 5,498.78	\$ 5,686.27	3.41%
MGS-S Customer 7522	\$ 5,132.21	\$ 5,215.63	1.63%	\$ 1,249.68	\$ 1,375.97	10.11%
MGS-S Customer 7523	\$ 15,342.88	\$ 15,422.91	0.52%	\$ 1,685.76	\$ 1,793.26	6.38%
MGS-S Customer 7524	\$ 74,025.16	\$ 74,254.61	0.31%	\$ 7,870.84	\$ 8,092.01	2.81%
MGS-S Customer 7525	\$ 11,505.62	\$ 11,610.19	0.91%	\$ 2,209.05	\$ 2,349.10	6.34%
MGS-S Customer 7526	\$ 38,223.74	\$ 38,387.19	0.43%	\$ 4,829.19	\$ 5,021.92	3.99%
MGS-S Customer 7527	\$ 9,658.04	\$ 9,736.70	0.81%	\$ 1,627.44	\$ 1,734.36	6.57%
MGS-S Customer 7528	\$ 21,405.34	\$ 21,510.82	0.49%	\$ 2,251.75	\$ 2,392.53	6.25%
MGS-S Customer 7529	\$ 17,270.13	\$ 17,376.58	0.62%	\$ 2,294.77	\$ 2,436.09	6.16%
MGS-S Customer 7530	\$ 7,995.71	\$ 8,090.99	1.19%	\$ 1,787.89	\$ 1,921.92	7.50%
MGS-S Customer 7531	\$ 4,226.62	\$ 4,308.41	1.94%	\$ 1,175.88	\$ 1,301.13	10.65%
MGS-S Customer 7532	\$ 37,656.09	\$ 37,781.24	0.33%	\$ 3,142.57	\$ 3,296.02	4.88%
MGS-S Customer 7533	\$ 46,357.10	\$ 46,517.16	0.35%	\$ 4,720.24	\$ 4,895.98	3.72%
MGS-S Customer 7534	\$ 92,901.03	\$ 93,143.15	0.26%	\$ 8,439.05	\$ 8,667.92	2.71%
MGS-S Customer 7535	\$ 3,711.22	\$ 3,790.19	2.13%	\$ 1,050.05	\$ 1,173.64	11.77%
MGS-S Customer 7536	\$ 13,534.29	\$ 13,612.17	0.58%	\$ 1,588.28	\$ 1,694.37	6.68%
MGS-S Customer 7537	\$ 13,166.73	\$ 13,280.72	0.87%	\$ 2,635.94	\$ 2,782.12	5.55%
MGS-S Customer 7538	\$ 14,135.37	\$ 14,249.30	0.81%	\$ 2,636.33	\$ 2,782.73	5.55%
MGS-S Customer 7539	\$ 9,525.73	\$ 9,602.29	0.80%	\$ 1,529.00	\$ 1,634.30	6.89%
MGS-S Customer 7540	\$ 21,860.07	\$ 21,961.99	0.47%	\$ 2,677.59	\$ 2,799.25	4.54%
MGS-S Customer 7541	\$ 9,449.06	\$ 9,530.64	0.86%	\$ 1,758.22	\$ 1,866.93	6.18%
MGS-S Customer 7542	\$ 8,463.81	\$ 8,542.68	0.93%	\$ 1,633.35	\$ 1,740.11	6.54%
MGS-S Customer 7543	\$ 14,153.89	\$ 14,258.58	0.74%	\$ 2,215.53	\$ 2,355.76	6.33%
MGS-S Customer 7544	\$ 9,412.19	\$ 9,494.73	0.88%	\$ 1,799.68	\$ 1,908.79	6.06%
MGS-S Customer 7545	\$ 9,310.04	\$ 9,395.70	0.92%	\$ 1,942.79	\$ 2,054.09	5.73%
MGS-S Customer 7546	\$ 8,142.55	\$ 8,220.74	0.96%	\$ 1,602.22	\$ 1,708.52	6.63%
MGS-S Customer 7547	\$ 25,377.17	\$ 25,497.41	0.47%	\$ 2,920.14	\$ 3,070.46	5.15%
MGS-S Customer 7548	\$ 19,082.54	\$ 19,175.40	0.49%	\$ 2,267.23	\$ 2,383.04	5.11%
MGS-S Customer 7549	\$ 92,184.24	\$ 92,472.93	0.31%	\$ 10,322.05	\$ 10,651.69	3.19%
MGS-S Customer 7550	\$ 11,932.27	\$ 12,015.37	0.70%	\$ 1,822.49	\$ 1,931.79	6.00%
MGS-S Customer 7551	\$ 152,159.90	\$ 152,471.03	0.20%	\$ 11,544.83	\$ 11,827.09	2.44%
MGS-S Customer 7552	\$ 28,646.72	\$ 28,775.17	0.45%	\$ 3,289.59	\$ 3,445.01	4.72%
MGS-S Customer 7553	\$ 21,115.03	\$ 21,241.28	0.60%	\$ 3,189.17	\$ 3,343.09	4.83%
MGS-S Customer 7554	\$ 9,879.08	\$ 9,981.97	1.04%	\$ 2,133.19	\$ 2,272.20	6.52%
MGS-S Customer 7555	\$ 27,604.87	\$ 27,734.97	0.47%	\$ 3,365.82	\$ 3,522.42	4.65%
MGS-S Customer 7556	\$ 15,993.25	\$ 16,111.49	0.74%	\$ 2,832.83	\$ 2,982.11	5.27%
MGS-S Customer 7557	\$ 83,850.00	\$ 84,075.81	0.27%	\$ 7,708.14	\$ 7,927.14	2.84%

Internal Use

Customer	Bundled 8/23 Prices	Bundled 1/24 Prices	Bundled % Difference	Distribution 1/24 Prices	Distribution 8/24 Prices	Distribution % Difference
MGS-S Customer 7558	\$ 8,537.35	\$ 8,635.00	1.14%	\$ 1,894.63	\$ 2,030.16	7.15%
MGS-S Customer 7559	\$ 17,050.70	\$ 17,161.49	0.65%	\$ 2,491.27	\$ 2,635.41	5.79%
MGS-S Customer 7560	\$ 14,041.54	\$ 14,148.22	0.76%	\$ 2,306.09	\$ 2,447.65	6.14%
MGS-S Customer 7561	\$ 22,460.01	\$ 22,672.25	0.94%	\$ 7,088.79	\$ 7,298.66	2.96%
MGS-S Customer 7562	\$ 2,111.14	\$ 2,186.54	3.57%	\$ 870.52	\$ 996.81	14.51%
MGS-S Customer 7563	\$ 90,294.76	\$ 90,567.63	0.30%	\$ 9,840.27	\$ 10,089.72	2.53%
MGS-S Customer 7564	\$ 78,651.02	\$ 78,863.92	0.27%	\$ 7,123.30	\$ 7,333.96	2.96%
MGS-S Customer 7565	\$ 23,542.58	\$ 23,691.06	0.63%	\$ 4,198.58	\$ 4,367.07	4.01%
MGS-S Customer 7566	\$ 11,895.70	\$ 12,030.16	1.13%	\$ 3,566.32	\$ 3,725.99	4.48%
MGS-S Customer 7567	\$ 19,817.35	\$ 19,930.11	0.57%	\$ 2,581.63	\$ 2,727.13	5.64%
MGS-S Customer 7568	\$ 6,494.39	\$ 6,562.26	1.05%	\$ 1,133.97	\$ 1,233.54	8.78%
MGS-S Customer 7569	\$ 88,039.48	\$ 88,245.78	0.23%	\$ 6,819.05	\$ 7,025.01	3.02%
MGS-S Customer 7570	\$ 12,276.08	\$ 12,362.59	0.70%	\$ 1,978.03	\$ 2,089.58	5.64%
MGS-S Customer 7571	\$ 23,917.97	\$ 24,036.32	0.49%	\$ 2,832.93	\$ 2,981.88	5.26%
MGS-S Customer 7572	\$ 21,590.90	\$ 21,690.33	0.46%	\$ 2,563.85	\$ 2,683.82	4.68%
MGS-S Customer 7573	\$ 6,731.98	\$ 6,806.96	1.11%	\$ 1,459.10	\$ 1,563.50	7.16%
MGS-S Customer 7574	\$ 14,677.65	\$ 14,764.79	0.59%	\$ 2,008.23	\$ 2,120.37	5.58%
MGS-S Customer 7575	\$ 19,604.16	\$ 19,722.84	0.61%	\$ 3,436.15	\$ 3,568.58	3.85%
MGS-S Customer 7576	\$ 15,253.41	\$ 15,360.90	0.70%	\$ 2,342.08	\$ 2,484.12	6.06%
MGS-S Customer 7577	\$ 11,589.89	\$ 11,676.72	0.75%	\$ 1,991.60	\$ 2,103.31	5.61%
MGS-S Customer 7578	\$ 17,996.13	\$ 18,112.24	0.65%	\$ 2,734.48	\$ 2,882.23	5.40%
MGS-S Customer 7579	\$ 2,072.22	\$ 2,129.63	2.77%	\$ 660.08	\$ 752.87	14.06%
MGS-S Customer 7580	\$ 12,394.56	\$ 12,510.34	0.93%	\$ 2,718.22	\$ 2,865.65	5.42%
MGS-S Customer 7581	\$ 15,303.70	\$ 15,406.48	0.67%	\$ 2,128.27	\$ 2,267.21	6.53%
MGS-S Customer 7582	\$ 37,663.27	\$ 37,781.14	0.31%	\$ 3,401.12	\$ 3,533.17	3.88%
MGS-S Customer 7583	\$ 97,517.22	\$ 97,766.59	0.26%	\$ 8,764.65	\$ 8,997.98	2.66%
MGS-S Customer 7584	\$ 9,398.67	\$ 9,490.54	0.98%	\$ 1,634.68	\$ 1,766.61	8.07%
MGS-S Customer 7585	\$ 1,043.10	\$ 1,115.58	6.95%	\$ 754.87	\$ 874.18	15.81%
MGS-S Customer 7586	\$ 28,258.91	\$ 28,425.01	0.59%	\$ 4,984.19	\$ 5,168.23	3.69%
MGS-S Customer 7587	\$ 58,200.49	\$ 58,395.71	0.34%	\$ 6,321.98	\$ 6,521.17	3.15%
MGS-S Customer 7588	\$ 12,242.66	\$ 12,324.14	0.67%	\$ 1,750.72	\$ 1,859.08	6.19%
MGS-S Customer 7589	\$ 8,635.15	\$ 8,706.43	0.83%	\$ 701.04	\$ 819.60	16.91%
MGS-S Customer 7590	\$ 33,960.13	\$ 34,095.76	0.40%	\$ 3,619.55	\$ 3,779.99	4.43%
MGS-S Customer 7591	\$ 13,869.26	\$ 13,951.08	0.59%	\$ 1,767.46	\$ 1,876.15	6.15%
MGS-S Customer 7592	\$ 51,414.19	\$ 51,559.39	0.28%	\$ 4,051.49	\$ 4,217.97	4.11%
MGS-S Customer 7593	\$ 13,314.36	\$ 13,405.29	0.68%	\$ 2,183.72	\$ 2,298.62	5.26%
MGS-S Customer 7594	\$ 10,515.80	\$ 10,591.78	0.72%	\$ 1,502.52	\$ 1,607.39	6.98%
MGS-S Customer 7595	\$ 23,131.81	\$ 23,244.00	0.49%	\$ 2,556.56	\$ 2,701.73	5.68%
MGS-S Customer 7596	\$ 18,762.62	\$ 18,929.44	0.89%	\$ 5,623.79	\$ 5,787.93	2.92%
MGS-S Customer 7597	\$ 9,151.72	\$ 9,230.93	0.87%	\$ 1,648.95	\$ 1,755.93	6.49%

Internal Use

Customer	Bundled 8/23 Prices	Bundled 1/24 Prices	Bundled % Difference	Distribution 1/24 Prices	Distribution 8/24 Prices	Distribution % Difference
MGS-S Customer 7598	\$ 6,376.68	\$ 6,445.03	1.07%	\$ 1,155.86	\$ 1,255.73	8.64%
MGS-S Customer 7599	\$ 68,045.08	\$ 68,323.54	0.41%	\$ 10,082.71	\$ 10,334.88	2.50%
MGS-S Customer 7600	\$ 175,137.92	\$ 175,565.10	0.24%	\$ 16,838.63	\$ 17,188.51	2.08%
MGS-S Customer 7601	\$ 16,767.75	\$ 16,868.70	0.60%	\$ 2,045.08	\$ 2,182.82	6.74%
MGS-S Customer 7602	\$ 10,576.44	\$ 10,659.80	0.79%	\$ 1,836.93	\$ 1,946.59	5.97%
MGS-S Customer 7603	\$ 13,599.51	\$ 13,719.82	0.88%	\$ 2,922.53	\$ 3,072.83	5.14%
MGS-S Customer 7604	\$ 10,399.43	\$ 10,488.74	0.86%	\$ 1,517.64	\$ 1,647.84	8.58%
MGS-S Customer 7605	\$ 29,361.34	\$ 29,502.33	0.48%	\$ 3,859.80	\$ 4,023.47	4.24%
MGS-S Customer 7606	\$ 7,243.22	\$ 7,336.38	1.29%	\$ 1,691.87	\$ 1,824.55	7.84%
MGS-S Customer 7607	\$ 24,470.61	\$ 24,617.22	0.60%	\$ 4,118.70	\$ 4,286.37	4.07%
MGS-S Customer 7608	\$ 37,156.97	\$ 37,324.06	0.45%	\$ 5,041.19	\$ 5,221.68	3.58%
MGS-S Customer 7609	\$ 11,736.39	\$ 11,813.27	0.66%	\$ 1,543.60	\$ 1,649.10	6.83%
MGS-S Customer 7610	\$ 15,469.09	\$ 15,598.55	0.84%	\$ 3,341.44	\$ 3,497.99	4.69%
MGS-S Customer 7611	\$ 21,899.78	\$ 22,006.23	0.49%	\$ 2,295.76	\$ 2,437.16	6.16%
MGS-S Customer 7612	\$ 3,721.97	\$ 3,806.00	2.26%	\$ 1,281.09	\$ 1,408.09	9.91%
MGS-S Customer 7613	\$ 35,852.20	\$ 35,969.50	0.33%	\$ 3,374.41	\$ 3,506.02	3.90%
MGS-S Customer 7614	\$ 9,864.64	\$ 9,954.90	0.91%	\$ 1,561.42	\$ 1,692.30	8.38%
MGS-S Customer 7615	\$ 24,709.99	\$ 24,838.66	0.52%	\$ 3,888.89	\$ 4,027.77	3.57%
MGS-S Customer 7616	\$ 26,802.40	\$ 26,954.09	0.57%	\$ 4,343.73	\$ 4,514.26	3.93%
MGS-S Customer 7617	\$ 15,039.72	\$ 15,155.11	0.77%	\$ 2,700.68	\$ 2,847.84	5.45%
MGS-S Customer 7618	\$ 4,824.98	\$ 4,903.34	1.62%	\$ 1,611.69	\$ 1,718.23	6.61%
MGS-S Customer 7619	\$ 5,934.54	\$ 5,992.90	0.98%	\$ 702.97	\$ 796.36	13.29%
MGS-S Customer 7620	\$ 15,883.33	\$ 15,985.60	0.64%	\$ 2,106.14	\$ 2,244.82	6.58%
MGS-S Customer 7621	\$ 13,004.45	\$ 13,087.38	0.64%	\$ 1,816.52	\$ 1,925.86	6.02%
MGS-S Customer 7622	\$ 18,305.35	\$ 18,419.82	0.63%	\$ 2,657.75	\$ 2,804.24	5.51%
MGS-S Customer 7623	\$ 8,837.11	\$ 8,931.63	1.07%	\$ 1,754.92	\$ 1,888.61	7.62%
MGS-S Customer 7624	\$ 12,840.34	\$ 12,920.66	0.63%	\$ 1,699.59	\$ 1,807.33	6.34%
MGS-S Customer 7625	\$ 9,980.96	\$ 10,067.26	0.86%	\$ 1,969.27	\$ 2,080.78	5.66%
MGS-S Customer 7626	\$ 16,325.33	\$ 16,419.83	0.58%	\$ 2,339.34	\$ 2,456.03	4.99%
MGS-S Customer 7627	\$ 12,787.53	\$ 12,868.89	0.64%	\$ 1,746.48	\$ 1,854.86	6.21%
MGS-S Customer 7628	\$ 14,441.43	\$ 14,525.61	0.58%	\$ 1,872.87	\$ 1,982.98	5.88%
MGS-S Customer 7629	\$ 24,165.79	\$ 24,286.27	0.50%	\$ 2,930.35	\$ 3,080.75	5.13%
MGS-S Customer 7630	\$ 9,671.02	\$ 9,744.86	0.76%	\$ 1,404.13	\$ 1,507.53	7.36%
MGS-S Customer 7631	\$ 6,904.41	\$ 6,994.86	1.31%	\$ 1,570.85	\$ 1,701.92	8.34%
MGS-S Customer 7632	\$ 34,017.12	\$ 34,111.58	0.28%	\$ 2,339.14	\$ 2,455.94	4.99%
MGS-S Customer 7633	\$ 25,814.96	\$ 25,939.40	0.48%	\$ 3,109.91	\$ 3,262.89	4.92%
MGS-S Customer 7634	\$ 11,979.43	\$ 12,066.26	0.72%	\$ 1,992.28	\$ 2,104.05	5.61%
MGS-S Customer 7635	\$ 23,862.90	\$ 23,954.46	0.38%	\$ 2,208.92	\$ 2,323.95	5.21%
MGS-S Customer 7636	\$ 23,522.07	\$ 23,651.87	0.55%	\$ 3,351.47	\$ 3,507.80	4.66%
MGS-S Customer 7637	\$ 15,126.64	\$ 15,212.05	0.56%	\$ 1,933.81	\$ 2,045.16	5.76%

Internal Use

Customer	Bundled 8/23 Prices	Bundled 1/24 Prices	Bundled % Difference	Distribution 1/24 Prices	Distribution 8/24 Prices	Distribution % Difference
MGS-S Customer 7638	\$ 9,651.86	\$ 9,726.45	0.77%	\$ 1,439.50	\$ 1,543.48	7.22%
MGS-S Customer 7639	\$ 11,762.05	\$ 11,844.92	0.70%	\$ 1,813.18	\$ 1,922.40	6.02%
MGS-S Customer 7640	\$ 9,742.84	\$ 9,817.98	0.77%	\$ 1,466.84	\$ 1,571.41	7.13%
MGS-S Customer 7641	\$ 19,193.25	\$ 19,312.87	0.62%	\$ 2,890.84	\$ 3,040.64	5.18%
MGS-S Customer 7642	\$ 26,701.51	\$ 26,834.50	0.50%	\$ 3,499.65	\$ 3,658.37	4.54%
MGS-S Customer 7643	\$ 23,175.05	\$ 23,293.05	0.51%	\$ 2,816.97	\$ 2,965.66	5.28%
MGS-S Customer 7644	\$ 10,446.21	\$ 10,538.03	0.88%	\$ 1,632.58	\$ 1,764.50	8.08%
MGS-S Customer 7645	\$ 17,361.64	\$ 17,522.80	0.93%	\$ 4,774.12	\$ 4,950.91	3.70%
MGS-S Customer 7646	\$ 30,152.73	\$ 30,279.15	0.42%	\$ 3,199.68	\$ 3,353.95	4.82%
MGS-S Customer 7647	\$ 45,484.50	\$ 45,646.98	0.36%	\$ 4,837.48	\$ 5,015.43	3.68%
MGS-S Customer 7648	\$ 10,995.15	\$ 11,087.55	0.84%	\$ 2,246.72	\$ 2,362.23	5.14%
MGS-S Customer 7649	\$ 32,856.51	\$ 32,991.46	0.41%	\$ 3,588.25	\$ 3,748.20	4.46%
MGS-S Customer 7650	\$ 23,497.75	\$ 23,611.57	0.48%	\$ 2,631.08	\$ 2,777.38	5.56%
MGS-S Customer 7651	\$ 18,729.95	\$ 18,848.43	0.63%	\$ 2,840.26	\$ 2,989.43	5.25%
MGS-S Customer 7652	\$ 16,062.75	\$ 16,163.17	0.63%	\$ 2,020.78	\$ 2,158.15	6.80%
MGS-S Customer 7653	\$ 7,288.82	\$ 7,358.67	0.96%	\$ 1,224.42	\$ 1,325.30	8.24%
MGS-S Customer 7654	\$ 18,567.31	\$ 18,678.74	0.60%	\$ 2,520.66	\$ 2,665.22	5.74%
MGS-S Customer 7655	\$ 16,875.51	\$ 16,983.18	0.64%	\$ 2,351.74	\$ 2,493.99	6.05%
MGS-S Customer 7656	\$ 2,549.38	\$ 2,609.26	2.35%	\$ 771.40	\$ 865.76	12.23%
MGS-S Customer 7657	\$ 10,265.14	\$ 10,341.08	0.74%	\$ 1,499.33	\$ 1,604.11	6.99%
MGS-S Customer 7658	\$ 4,156.25	\$ 4,222.80	1.60%	\$ 1,077.59	\$ 1,176.57	9.19%
MGS-S Customer 7659	\$ 9,630.30	\$ 9,709.18	0.82%	\$ 1,636.18	\$ 1,743.15	6.54%
MGS-S Customer 7660	\$ 16,803.46	\$ 16,905.02	0.60%	\$ 2,072.82	\$ 2,210.97	6.66%
MGS-S Customer 7661	\$ 88,792.40	\$ 89,026.32	0.26%	\$ 8,073.50	\$ 8,297.58	2.78%
MGS-S Customer 7662	\$ 7,228.38	\$ 7,308.48	1.11%	\$ 1,688.78	\$ 1,796.31	6.37%
MGS-S Customer 7663	\$ 5,720.13	\$ 5,788.21	1.19%	\$ 1,145.93	\$ 1,245.81	8.72%
MGS-S Customer 7664	\$ 238,477.78	\$ 238,907.81	0.18%	\$ 16,969.20	\$ 17,321.04	2.07%
MGS-S Customer 7665	\$ 9,602.07	\$ 9,684.25	0.86%	\$ 1,787.82	\$ 1,897.10	6.11%
MGS-S Customer 7666	\$ 11,986.98	\$ 12,085.62	0.82%	\$ 1,942.92	\$ 2,079.35	7.02%
MGS-S Customer 7667	\$ 32,617.70	\$ 32,780.40	0.50%	\$ 4,846.89	\$ 5,024.93	3.67%
MGS-S Customer 7668	\$ 17,158.42	\$ 17,280.02	0.71%	\$ 2,982.04	\$ 3,133.26	5.07%
MGS-S Customer 7669	\$ 10,082.30	\$ 10,183.47	1.00%	\$ 2,056.15	\$ 2,194.13	6.71%
MGS-S Customer 7670	\$ 15,752.24	\$ 15,832.55	0.51%	\$ 1,699.14	\$ 1,806.86	6.34%
MGS-S Customer 7671	\$ 13,315.14	\$ 13,428.19	0.85%	\$ 2,594.08	\$ 2,739.71	5.61%
MGS-S Customer 7672	\$ 54,563.95	\$ 54,732.63	0.31%	\$ 5,117.48	\$ 5,299.36	3.55%
MGS-S Customer 7673	\$ 11,514.25	\$ 11,610.86	0.84%	\$ 1,848.46	\$ 1,983.38	7.30%
MGS-S Customer 7674	\$ 13,347.43	\$ 13,447.02	0.75%	\$ 1,982.54	\$ 2,119.34	6.90%
MGS-S Customer 7675	\$ 45,572.73	\$ 45,734.05	0.35%	\$ 4,782.78	\$ 4,959.77	3.70%
MGS-S Customer 7676	\$ 7,495.70	\$ 7,589.37	1.25%	\$ 1,716.17	\$ 1,849.30	7.76%
MGS-S Customer 7677	\$ 16,233.13	\$ 16,318.71	0.53%	\$ 1,937.24	\$ 2,048.32	5.73%

Internal Use

Customer	Bundled 8/23 Prices	Bundled 1/24 Prices	Bundled % Difference	Distribution 1/24 Prices	Distribution 8/24 Prices	Distribution % Difference
MGS-S Customer 7678	\$ 321,079.62	\$ 321,597.85	0.16%	\$ 20,963.35	\$ 21,372.08	1.95%
MGS-S Customer 7679	\$ 9,409.28	\$ 9,464.00	0.58%	\$ 538.56	\$ 629.64	16.91%
MGS-S Customer 7680	\$ 20,331.47	\$ 20,446.06	0.56%	\$ 2,664.71	\$ 2,811.41	5.51%
MGS-S Customer 7681	\$ 7,797.96	\$ 7,897.68	1.28%	\$ 2,572.27	\$ 2,692.02	4.66%
MGS-S Customer 7682	\$ 12,084.71	\$ 12,196.17	0.92%	\$ 2,521.39	\$ 2,665.92	5.73%
MGS-S Customer 7683	\$ 43,854.94	\$ 44,000.81	0.33%	\$ 4,082.31	\$ 4,249.28	4.09%
MGS-S Customer 7684	\$ 21,760.33	\$ 21,860.09	0.46%	\$ 1,991.06	\$ 2,128.00	6.88%
MGS-S Customer 7685	\$ 15,481.93	\$ 15,590.93	0.70%	\$ 2,410.08	\$ 2,553.05	5.93%
MGS-S Customer 7686	\$ 11,673.51	\$ 11,769.92	0.83%	\$ 1,839.24	\$ 1,974.02	7.33%
MGS-S Customer 7687	\$ 75,566.78	\$ 75,769.88	0.27%	\$ 6,665.55	\$ 6,868.73	3.05%
MGS-S Customer 7688	\$ 10,793.62	\$ 10,852.91	0.55%	\$ 745.16	\$ 839.15	12.61%
MGS-S Customer 7689	\$ 61,796.18	\$ 61,984.86	0.31%	\$ 6,021.31	\$ 6,215.91	3.23%
MGS-S Customer 7690	\$ 7,256.33	\$ 7,323.27	0.92%	\$ 1,091.93	\$ 1,190.89	9.06%
MGS-S Customer 7691	\$ 12,694.40	\$ 12,771.59	0.61%	\$ 1,556.66	\$ 1,662.28	6.79%
MGS-S Customer 7692	\$ 21,601.94	\$ 21,701.49	0.46%	\$ 2,569.99	\$ 2,690.08	4.67%
MGS-S Customer 7693	\$ 65,332.11	\$ 65,498.41	0.25%	\$ 5,597.68	\$ 5,761.25	2.92%
MGS-S Customer 7694	\$ 27,509.60	\$ 27,653.95	0.52%	\$ 4,018.96	\$ 4,185.41	4.14%
MGS-S Customer 7695	\$ 12,604.76	\$ 12,715.28	0.88%	\$ 2,482.91	\$ 2,627.19	5.81%
MGS-S Customer 7696	\$ 29,373.50	\$ 29,490.70	0.40%	\$ 2,781.06	\$ 2,929.27	5.33%
MGS-S Customer 7697	\$ 9,489.59	\$ 9,581.90	0.97%	\$ 1,652.88	\$ 1,784.97	7.99%
MGS-S Customer 7698	\$ 39,135.20	\$ 39,298.64	0.42%	\$ 4,879.76	\$ 5,058.22	3.66%
MGS-S Customer 7699	\$ 33,020.55	\$ 33,172.00	0.46%	\$ 4,335.72	\$ 4,506.36	3.94%
MGS-S Customer 7700	\$ 13,910.66	\$ 14,007.93	0.70%	\$ 1,879.63	\$ 2,015.09	7.21%
MGS-S Customer 7701	\$ 6,563.04	\$ 6,634.99	1.10%	\$ 1,321.13	\$ 1,423.51	7.75%
MGS-S Customer 7702	\$ 63,693.72	\$ 63,876.21	0.29%	\$ 5,742.93	\$ 5,933.70	3.32%
MGS-S Customer 7703	\$ 8,724.94	\$ 8,804.14	0.91%	\$ 1,651.17	\$ 1,758.39	6.49%
MGS-S Customer 7704	\$ 13,998.19	\$ 14,084.55	0.62%	\$ 1,971.90	\$ 2,083.45	5.66%
MGS-S Customer 7705	\$ 11,355.34	\$ 11,435.57	0.71%	\$ 1,693.68	\$ 1,801.21	6.35%
MGS-S Customer 7706	\$ 8,543.22	\$ 8,632.56	1.05%	\$ 1,519.72	\$ 1,650.02	8.57%
MGS-S Customer 7707	\$ 16,568.14	\$ 16,669.81	0.61%	\$ 2,078.59	\$ 2,216.88	6.65%
MGS-S Customer 7708	\$ 6,182.98	\$ 6,253.08	1.13%	\$ 1,238.79	\$ 1,340.10	8.18%
MGS-S Customer 7709	\$ 46,602.31	\$ 46,763.67	0.35%	\$ 4,785.70	\$ 4,962.82	3.70%
MGS-S Customer 7710	\$ 5,744.92	\$ 5,827.75	1.44%	\$ 1,225.12	\$ 1,351.19	10.29%
MGS-S Customer 7711	\$ 5,752.36	\$ 5,834.92	1.44%	\$ 1,211.88	\$ 1,337.72	10.38%
MGS-S Customer 7712	\$ 5,236.75	\$ 5,323.78	1.66%	\$ 1,416.92	\$ 1,545.89	9.10%
MGS-S Customer 7713	\$ 24,052.28	\$ 24,176.79	0.52%	\$ 3,113.93	\$ 3,267.03	4.92%
MGS-S Customer 7714	\$ 17,242.18	\$ 17,354.38	0.65%	\$ 2,556.99	\$ 2,702.20	5.68%
MGS-S Customer 7715	\$ 12,350.97	\$ 12,450.30	0.80%	\$ 1,972.14	\$ 2,108.88	6.93%
MGS-S Customer 7716	\$ 10,947.55	\$ 11,036.56	0.81%	\$ 1,506.19	\$ 1,636.39	8.64%
MGS-S Customer 7717	\$ 2,610.57	\$ 2,671.22	2.32%	\$ 806.14	\$ 900.99	11.77%

Internal Use

Customer	Bundled 8/23 Prices	Bundled 1/24 Prices	Bundled % Difference	Distribution 1/24 Prices	Distribution 8/24 Prices	Distribution % Difference
MGS-S Customer 7718	\$ 8,505.74	\$ 8,584.71	0.93%	\$ 1,639.70	\$ 1,746.67	6.52%
MGS-S Customer 7719	\$ 5,873.48	\$ 5,957.76	1.43%	\$ 1,288.69	\$ 1,415.53	9.84%
MGS-S Customer 7720	\$ 24,803.46	\$ 24,935.73	0.53%	\$ 3,460.82	\$ 3,618.55	4.56%
MGS-S Customer 7721	\$ 1,175.69	\$ 1,233.23	4.89%	\$ 665.99	\$ 758.87	13.95%
MGS-S Customer 7722	\$ 17,340.59	\$ 17,443.77	0.60%	\$ 2,148.38	\$ 2,287.74	6.49%
MGS-S Customer 7723	\$ 7,943.12	\$ 8,054.60	1.40%	\$ 2,526.46	\$ 2,671.35	5.73%
MGS-S Customer 7724	\$ 10,056.32	\$ 10,152.20	0.95%	\$ 1,816.52	\$ 1,951.06	7.41%
MGS-S Customer 7725	\$ 85,739.14	\$ 85,953.33	0.25%	\$ 7,177.28	\$ 7,388.42	2.94%
MGS-S Customer 7726	\$ 15,125.89	\$ 15,245.65	0.79%	\$ 2,896.17	\$ 3,045.96	5.17%
MGS-S Customer 7727	\$ 17,772.33	\$ 17,877.51	0.59%	\$ 2,237.11	\$ 2,377.59	6.28%
MGS-S Customer 7728	\$ 13,550.56	\$ 13,646.09	0.70%	\$ 1,799.09	\$ 1,933.30	7.46%
MGS-S Customer 7729	\$ 27,998.54	\$ 28,095.81	0.35%	\$ 2,467.09	\$ 2,585.77	4.81%
MGS-S Customer 7730	\$ 9,652.62	\$ 9,748.78	1.00%	\$ 1,829.06	\$ 1,963.77	7.36%
MGS-S Customer 7731	\$ 51,663.07	\$ 51,855.60	0.37%	\$ 6,162.41	\$ 6,369.18	3.36%
MGS-S Customer 7732	\$ 11,703.46	\$ 11,796.29	0.79%	\$ 1,678.37	\$ 1,810.95	7.90%
MGS-S Customer 7733	\$ 19,941.67	\$ 20,049.37	0.54%	\$ 2,351.58	\$ 2,493.71	6.04%
MGS-S Customer 7734	\$ 246,793.73	\$ 247,266.70	0.19%	\$ 18,911.77	\$ 19,291.13	2.01%
MGS-S Customer 7735	\$ 21,705.52	\$ 21,814.08	0.50%	\$ 2,390.39	\$ 2,533.11	5.97%
MGS-S Customer 7736	\$ 22,420.93	\$ 22,534.84	0.51%	\$ 2,634.29	\$ 2,780.56	5.55%
MGS-S Customer 7737	\$ 19,410.66	\$ 19,509.55	0.51%	\$ 2,539.28	\$ 2,658.90	4.71%
MGS-S Customer 7738	\$ 26,079.20	\$ 26,180.43	0.39%	\$ 2,647.50	\$ 2,768.82	4.58%
MGS-S Customer 7739	\$ 8,265.38	\$ 8,354.88	1.08%	\$ 1,526.79	\$ 1,657.17	8.54%
MGS-S Customer 7740	\$ 20,189.01	\$ 20,318.03	0.64%	\$ 3,318.56	\$ 3,474.59	4.70%
MGS-S Customer 7741	\$ 34,362.56	\$ 34,488.26	0.37%	\$ 3,166.71	\$ 3,320.49	4.86%
MGS-S Customer 7742	\$ 24,650.10	\$ 24,786.39	0.55%	\$ 3,650.05	\$ 3,810.97	4.41%
MGS-S Customer 7743	\$ 74,530.98	\$ 74,738.14	0.28%	\$ 6,854.89	\$ 7,061.16	3.01%
MGS-S Customer 7744	\$ 17,174.13	\$ 17,287.26	0.66%	\$ 2,598.26	\$ 2,743.99	5.61%
MGS-S Customer 7745	\$ 28,969.98	\$ 29,102.95	0.46%	\$ 3,493.69	\$ 3,651.96	4.53%
MGS-S Customer 7746	\$ 34,109.86	\$ 34,249.26	0.41%	\$ 3,791.61	\$ 3,954.60	4.30%
MGS-S Customer 7747	\$ 8,601.73	\$ 8,678.56	0.89%	\$ 1,543.68	\$ 1,649.36	6.85%
MGS-S Customer 7748	\$ 19,002.89	\$ 19,105.93	0.54%	\$ 2,141.01	\$ 2,280.21	6.50%
MGS-S Customer 7749	\$ 17,598.32	\$ 17,708.87	0.63%	\$ 2,483.20	\$ 2,627.40	5.81%
MGS-S Customer 7750	\$ 29,580.58	\$ 29,706.58	0.43%	\$ 3,181.87	\$ 3,335.97	4.84%
MGS-S Customer 7751	\$ 73,240.80	\$ 73,433.07	0.26%	\$ 6,182.46	\$ 6,379.27	3.18%
MGS-S Customer 7752	\$ 10,191.19	\$ 10,287.44	0.94%	\$ 1,832.06	\$ 1,966.74	7.35%
MGS-S Customer 7753	\$ 629.76	\$ 701.04	11.32%	\$ 701.04	\$ 819.60	16.91%
MGS-S Customer 7754	\$ 28,022.74	\$ 28,152.40	0.46%	\$ 3,290.37	\$ 3,464.03	5.28%
MGS-S Customer 7755	\$ 14,931.12	\$ 15,014.72	0.56%	\$ 1,848.13	\$ 1,957.99	5.94%
MGS-S Customer 7756	\$ 11,691.35	\$ 11,797.57	0.91%	\$ 2,283.04	\$ 2,424.14	6.18%
MGS-S Customer 7757	\$ 38,096.00	\$ 38,231.73	0.36%	\$ 3,621.27	\$ 3,781.55	4.43%

Internal Use

Customer	Bundled 8/23 Prices	Bundled 1/24 Prices	Bundled % Difference	Distribution 1/24 Prices	Distribution 8/24 Prices	Distribution % Difference
MGS-S Customer 7758	\$ 2,407.38	\$ 2,482.84	3.13%	\$ 889.95	\$ 1,011.17	13.62%
MGS-S Customer 7759	\$ 14,497.37	\$ 14,611.40	0.79%	\$ 2,639.43	\$ 2,785.79	5.55%
MGS-S Customer 7760	\$ 14,249.67	\$ 14,340.81	0.64%	\$ 1,600.84	\$ 1,732.27	8.21%
MGS-S Customer 7761	\$ 13,917.56	\$ 13,998.41	0.58%	\$ 1,723.43	\$ 1,831.47	6.27%
MGS-S Customer 7762	\$ 20,242.63	\$ 20,354.49	0.55%	\$ 3,126.32	\$ 3,254.25	4.09%
MGS-S Customer 7763	\$ 11,125.16	\$ 11,204.08	0.71%	\$ 1,633.96	\$ 1,740.60	6.53%
MGS-S Customer 7764	\$ 36,225.44	\$ 36,359.24	0.37%	\$ 3,535.39	\$ 3,694.56	4.50%
MGS-S Customer 7765	\$ 5,222.58	\$ 5,290.77	1.31%	\$ 1,150.47	\$ 1,250.42	8.69%
MGS-S Customer 7766	\$ 38,858.55	\$ 38,995.51	0.35%	\$ 3,675.56	\$ 3,836.50	4.38%
MGS-S Customer 7767	\$ 36,840.07	\$ 36,999.89	0.43%	\$ 4,550.53	\$ 4,776.81	4.97%
MGS-S Customer 7768	\$ 50,375.15	\$ 50,713.99	0.67%	\$ 12,133.75	\$ 12,636.05	4.14%
MGS-S Customer 7769	\$ 9,480.27	\$ 9,570.36	0.95%	\$ 1,554.04	\$ 1,684.83	8.42%
MGS-S Customer 7770	\$ 9,369.53	\$ 9,461.23	0.98%	\$ 1,627.44	\$ 1,759.32	8.10%
MGS-S Customer 7771	\$ 161,636.15	\$ 162,013.34	0.23%	\$ 14,414.02	\$ 14,774.09	2.50%
MGS-S Customer 7772	\$ 46,106.71	\$ 46,281.88	0.38%	\$ 5,405.54	\$ 5,591.12	3.43%
MGS-S Customer 7773	\$ 45,667.92	\$ 45,863.37	0.43%	\$ 6,324.03	\$ 6,522.67	3.14%
MGS-S Customer 7774	\$ 17,672.59	\$ 17,776.71	0.59%	\$ 2,190.47	\$ 2,330.41	6.39%
MGS-S Customer 7775	\$ 46,886.49	\$ 47,077.00	0.41%	\$ 6,094.06	\$ 6,290.78	3.23%
MGS-S Customer 7776	\$ 114,816.57	\$ 115,088.17	0.24%	\$ 9,770.69	\$ 10,018.32	2.53%
MGS-S Customer 7777	\$ 5,054.36	\$ 5,123.43	1.37%	\$ 1,191.37	\$ 1,291.96	8.44%
MGS-S Customer 7778	\$ 4,886.07	\$ 4,963.65	1.59%	\$ 986.40	\$ 1,109.04	12.43%
MGS-S Customer 7779	\$ 23,449.47	\$ 23,550.32	0.43%	\$ 2,628.98	\$ 2,749.96	4.60%
MGS-S Customer 7780	\$ 12,755.16	\$ 12,840.54	0.67%	\$ 1,927.87	\$ 2,038.81	5.75%
MGS-S Customer 7781	\$ 13,440.15	\$ 13,562.60	0.91%	\$ 3,019.24	\$ 3,170.88	5.02%
MGS-S Customer 7782	\$ 15,389.67	\$ 15,479.46	0.58%	\$ 2,126.65	\$ 2,240.34	5.35%
MGS-S Customer 7783	\$ 11,587.72	\$ 11,686.86	0.86%	\$ 1,963.79	\$ 2,100.42	6.96%
MGS-S Customer 7784	\$ 29,205.72	\$ 29,375.48	0.58%	\$ 5,165.34	\$ 5,347.79	3.53%
MGS-S Customer 7785	\$ 17,328.63	\$ 17,426.43	0.56%	\$ 1,901.22	\$ 2,036.83	7.13%
MGS-S Customer 7786	\$ 20,746.95	\$ 20,842.76	0.46%	\$ 2,400.82	\$ 2,518.53	4.90%
MGS-S Customer 7787	\$ 123,407.95	\$ 123,696.75	0.23%	\$ 10,497.63	\$ 10,777.84	2.67%
MGS-S Customer 7788	\$ 10,052.33	\$ 10,135.82	0.83%	\$ 1,843.27	\$ 1,953.04	5.96%
MGS-S Customer 7789	\$ 36,495.17	\$ 36,627.56	0.36%	\$ 3,473.60	\$ 3,632.03	4.56%
MGS-S Customer 7790	\$ 32,503.56	\$ 32,640.86	0.42%	\$ 3,693.45	\$ 3,854.83	4.37%
MGS-S Customer 7791	\$ 16,555.09	\$ 16,664.12	0.66%	\$ 2,412.75	\$ 2,555.83	5.93%
MGS-S Customer 7792	\$ 8,453.55	\$ 8,545.46	1.09%	\$ 1,635.19	\$ 1,767.05	8.06%
MGS-S Customer 7793	\$ 87,010.89	\$ 87,232.19	0.25%	\$ 7,500.98	\$ 7,716.84	2.88%
MGS-S Customer 7794	\$ 11,550.63	\$ 11,646.93	0.83%	\$ 1,835.25	\$ 1,970.03	7.34%
MGS-S Customer 7795	\$ 12,877.02	\$ 12,955.05	0.61%	\$ 1,595.07	\$ 1,701.27	6.66%
MGS-S Customer 7796	\$ 21,737.84	\$ 21,848.52	0.51%	\$ 2,485.84	\$ 2,629.88	5.79%
MGS-S Customer 7797	\$ 24,849.14	\$ 24,970.87	0.49%	\$ 2,987.69	\$ 3,138.98	5.06%

Customer	Bundled 8/23 Prices	Bundled 1/24 Prices	Bundled % Difference	Distribution 1/24 Prices	Distribution 8/24 Prices	Distribution % Difference
MGS-S Customer 7798	\$ 38,432.25	\$ 38,565.37	0.35%	\$ 3,506.37	\$ 3,665.23	4.53%
MGS-S Customer 7799	\$ 54,514.66	\$ 54,687.09	0.32%	\$ 5,287.86	\$ 5,472.18	3.49%
MGS-S Customer 7800	\$ 32,487.64	\$ 32,598.95	0.34%	\$ 3,103.37	\$ 3,231.13	4.12%
MGS-S Customer 7801	\$ 7,868.32	\$ 7,939.96	0.91%	\$ 1,305.72	\$ 1,407.78	7.82%
MGS-S Customer 7802	\$ 77,194.99	\$ 77,406.02	0.27%	\$ 7,037.28	\$ 7,246.64	2.98%
MGS-S Customer 7803	\$ 35,893.26	\$ 36,028.21	0.38%	\$ 3,583.12	\$ 3,742.64	4.45%
MGS-S Customer 7804	\$ 11,657.02	\$ 11,741.33	0.72%	\$ 1,879.11	\$ 1,989.33	5.87%
MGS-S Customer 7805	\$ 26,752.77	\$ 26,855.24	0.38%	\$ 2,703.16	\$ 2,825.23	4.52%
MGS-S Customer 7806	\$ 10,353.91	\$ 10,446.68	0.90%	\$ 1,671.98	\$ 1,804.21	7.91%
MGS-S Customer 7807	\$ 16,868.46	\$ 16,980.00	0.66%	\$ 2,527.39	\$ 2,672.18	5.73%
MGS-S Customer 7808	\$ 51,519.25	\$ 51,747.77	0.44%	\$ 7,827.33	\$ 8,047.79	2.82%
MGS-S Customer 7809	\$ 13,822.56	\$ 13,920.15	0.71%	\$ 1,894.45	\$ 2,030.13	7.16%
MGS-S Customer 7810	\$ 16,046.77	\$ 16,129.53	0.52%	\$ 1,809.05	\$ 1,918.30	6.04%
MGS-S Customer 7811	\$ 35,341.25	\$ 35,468.66	0.36%	\$ 3,245.70	\$ 3,400.70	4.78%
MGS-S Customer 7812	\$ 14,183.78	\$ 14,280.67	0.68%	\$ 1,861.65	\$ 1,996.82	7.26%
MGS-S Customer 7813	\$ 17,521.82	\$ 17,629.76	0.62%	\$ 2,363.71	\$ 2,506.13	6.03%
MGS-S Customer 7814	\$ 12,966.11	\$ 13,047.23	0.63%	\$ 1,733.00	\$ 1,841.02	6.23%
MGS-S Customer 7815	\$ 23,929.34	\$ 24,046.89	0.49%	\$ 2,797.24	\$ 2,945.73	5.31%
MGS-S Customer 7816	\$ 27,032.91	\$ 27,159.26	0.47%	\$ 3,197.87	\$ 3,352.21	4.83%
MGS-S Customer 7817	\$ 29,035.76	\$ 29,159.01	0.42%	\$ 3,055.09	\$ 3,207.24	4.98%
MGS-S Customer 7818	\$ 10,692.25	\$ 10,780.78	0.83%	\$ 2,070.51	\$ 2,183.49	5.46%
MGS-S Customer 7819	\$ 10,827.22	\$ 10,904.18	0.71%	\$ 1,546.82	\$ 1,652.32	6.82%
MGS-S Customer 7820	\$ 9,703.53	\$ 9,803.76	1.03%	\$ 2,012.06	\$ 2,149.32	6.82%
MGS-S Customer 7821	\$ 18,241.97	\$ 18,355.11	0.62%	\$ 2,598.05	\$ 2,743.72	5.61%
MGS-S Customer 7822	\$ 5,953.09	\$ 6,038.72	1.44%	\$ 1,352.23	\$ 1,480.17	9.46%
MGS-S Customer 7823	\$ 13,679.22	\$ 13,790.33	0.81%	\$ 2,504.86	\$ 2,649.12	5.76%
MGS-S Customer 7824	\$ 10,660.25	\$ 10,738.26	0.73%	\$ 1,594.53	\$ 1,700.75	6.66%
MGS-S Customer 7825	\$ 8,455.66	\$ 8,546.50	1.07%	\$ 1,586.74	\$ 1,717.93	8.27%
MGS-S Customer 7826	\$ 17,539.37	\$ 17,659.13	0.68%	\$ 2,891.95	\$ 3,043.41	5.24%
MGS-S Customer 7827	\$ 18,276.97	\$ 18,362.46	0.47%	\$ 1,930.97	\$ 2,041.82	5.74%
MGS-S Customer 7828	\$ 14,830.85	\$ 14,905.86	0.51%	\$ 1,458.42	\$ 1,562.68	7.15%
MGS-S Customer 7829	\$ 9,585.49	\$ 9,664.35	0.82%	\$ 1,634.04	\$ 1,740.89	6.54%
MGS-S Customer 7830	\$ 30,548.63	\$ 30,679.04	0.43%	\$ 3,382.71	\$ 3,539.74	4.64%
MGS-S Customer 7831	\$ 50,679.67	\$ 50,839.25	0.31%	\$ 4,697.62	\$ 4,872.97	3.73%
MGS-S Customer 7832	\$ 7,719.61	\$ 7,828.96	1.42%	\$ 2,427.99	\$ 2,571.35	5.90%
MGS-S Customer 7833	\$ 11,040.54	\$ 11,132.13	0.83%	\$ 1,622.46	\$ 1,754.25	8.12%
MGS-S Customer 7834	\$ 10,743.21	\$ 10,834.82	0.85%	\$ 1,622.62	\$ 1,754.37	8.12%
MGS-S Customer 7835	\$ 161,027.65	\$ 161,377.97	0.22%	\$ 13,345.63	\$ 13,644.88	2.24%
MGS-S Customer 7836	\$ 16,099.18	\$ 16,177.65	0.49%	\$ 1,615.67	\$ 1,722.22	6.59%
MGS-S Customer 7837	\$ 63,236.47	\$ 63,418.79	0.29%	\$ 5,720.10	\$ 5,912.38	3.36%

Internal Use

Customer	Bundled 8/23 Prices	Bundled 1/24 Prices	Bundled % Difference	Distribution 1/24 Prices	Distribution 8/24 Prices	Distribution % Difference
MGS-S Customer 7838	\$ 16,904.07	\$ 17,013.98	0.65%	\$ 2,451.25	\$ 2,594.80	5.86%
MGS-S Customer 7839	\$ 40,585.38	\$ 40,724.93	0.34%	\$ 3,794.97	\$ 3,957.77	4.29%
MGS-S Customer 7840	\$ 15,832.84	\$ 15,930.08	0.61%	\$ 1,878.24	\$ 2,013.69	7.21%
MGS-S Customer 7841	\$ 34,565.87	\$ 34,701.84	0.39%	\$ 3,635.50	\$ 3,796.21	4.42%
MGS-S Customer 7842	\$ 24,735.07	\$ 24,860.21	0.51%	\$ 3,142.71	\$ 3,296.23	4.88%
MGS-S Customer 7843	\$ 483.84	\$ 538.56	11.31%	\$ 538.56	\$ 629.64	16.91%
MGS-S Customer 7844	\$ 19,432.47	\$ 19,535.39	0.53%	\$ 2,136.01	\$ 2,275.15	6.51%
MGS-S Customer 7845	\$ 7,280.80	\$ 7,366.74	1.18%	\$ 1,365.92	\$ 1,494.03	9.38%
MGS-S Customer 7846	\$ 10,793.12	\$ 10,893.17	0.93%	\$ 2,004.80	\$ 2,141.98	6.84%
MGS-S Customer 7847	\$ 37,626.57	\$ 37,725.27	0.26%	\$ 2,531.33	\$ 2,650.86	4.72%
MGS-S Customer 7848	\$ 22,443.67	\$ 22,553.42	0.49%	\$ 2,443.89	\$ 2,587.34	5.87%
MGS-S Customer 7849	\$ 65,998.71	\$ 66,209.67	0.32%	\$ 7,029.23	\$ 7,238.14	2.97%
MGS-S Customer 7850	\$ 77,448.86	\$ 77,651.24	0.26%	\$ 6,632.08	\$ 6,834.72	3.06%
MGS-S Customer 7851	\$ 54,247.74	\$ 54,420.29	0.32%	\$ 5,294.05	\$ 5,478.54	3.48%
MGS-S Customer 7852	\$ 215,775.02	\$ 216,191.72	0.19%	\$ 16,189.72	\$ 16,581.58	2.42%
MGS-S Customer 7853	\$ 30,031.37	\$ 30,177.70	0.49%	\$ 4,689.55	\$ 4,839.93	3.21%
MGS-S Customer 7854	\$ 33,503.10	\$ 33,655.44	0.45%	\$ 4,377.40	\$ 4,548.72	3.91%
MGS-S Customer 7855	\$ 10,826.71	\$ 10,919.74	0.86%	\$ 1,687.24	\$ 1,819.94	7.86%
MGS-S Customer 7856	\$ 32,104.87	\$ 32,214.39	0.34%	\$ 3,023.23	\$ 3,149.93	4.19%
MGS-S Customer 7857	\$ 151,107.40	\$ 151,481.69	0.25%	\$ 14,428.25	\$ 14,742.70	2.18%
MGS-S Customer 7858	\$ 32,737.11	\$ 32,874.99	0.42%	\$ 3,717.46	\$ 3,879.01	4.35%
MGS-S Customer 7859	\$ 15,186.42	\$ 15,288.73	0.67%	\$ 2,104.96	\$ 2,243.45	6.58%
MGS-S Customer 7860	\$ 12,126.49	\$ 12,223.96	0.80%	\$ 1,886.95	\$ 2,022.41	7.18%
MGS-S Customer 7861	\$ 11,578.14	\$ 11,663.18	0.73%	\$ 1,917.39	\$ 2,028.51	5.80%
MGS-S Customer 7862	\$ 52,708.79	\$ 52,872.86	0.31%	\$ 4,903.99	\$ 5,082.47	3.64%
MGS-S Customer 7863	\$ 21,777.33	\$ 21,884.77	0.49%	\$ 2,339.46	\$ 2,481.41	6.07%
MGS-S Customer 7864	\$ 43,715.31	\$ 43,896.22	0.41%	\$ 5,670.75	\$ 5,860.47	3.35%
MGS-S Customer 7865	\$ 4,692.81	\$ 4,758.12	1.39%	\$ 1,021.14	\$ 1,119.33	9.62%
MGS-S Customer 7866	\$ 48,027.53	\$ 48,192.99	0.34%	\$ 4,968.88	\$ 5,148.45	3.61%
MGS-S Customer 7867	\$ 39,121.10	\$ 39,379.63	0.66%	\$ 9,187.66	\$ 9,427.60	2.61%
MGS-S Customer 7868	\$ 8,998.81	\$ 9,086.02	0.97%	\$ 1,423.62	\$ 1,552.54	9.06%
MGS-S Customer 7869	\$ 21,158.03	\$ 21,271.68	0.54%	\$ 2,621.74	\$ 2,767.78	5.57%
MGS-S Customer 7870	\$ 24,868.94	\$ 24,975.64	0.43%	\$ 2,891.76	\$ 3,016.29	4.31%
MGS-S Customer 7871	\$ 15,098.20	\$ 15,190.56	0.61%	\$ 2,241.76	\$ 2,357.01	5.14%
MGS-S Customer 7872	\$ 7,719.86	\$ 7,794.03	0.96%	\$ 1,420.63	\$ 1,524.37	7.30%
MGS-S Customer 7873	\$ 11,030.64	\$ 11,109.04	0.71%	\$ 1,611.98	\$ 1,718.42	6.60%
MGS-S Customer 7874	\$ 24,097.85	\$ 24,207.28	0.45%	\$ 2,429.73	\$ 2,572.99	5.90%
MGS-S Customer 7875	\$ 11,977.35	\$ 12,056.67	0.66%	\$ 1,652.97	\$ 1,759.96	6.47%
MGS-S Customer 7876	\$ 16,595.09	\$ 16,691.31	0.58%	\$ 2,419.92	\$ 2,537.92	4.88%
MGS-S Customer 7877	\$ 20,428.66	\$ 20,551.57	0.60%	\$ 3,043.86	\$ 3,196.14	5.00%

Internal Use

Customer	Bundled 8/23 Prices	Bundled 1/24 Prices	Bundled % Difference	Distribution 1/24 Prices	Distribution 8/24 Prices	Distribution % Difference
MGS-S Customer 7878	\$ 7,850.23	\$ 7,939.54	1.14%	\$ 1,511.89	\$ 1,643.77	8.72%
MGS-S Customer 7879	\$ 117,790.24	\$ 118,072.57	0.24%	\$ 10,268.21	\$ 10,524.36	2.49%
MGS-S Customer 7880	\$ 36,155.57	\$ 36,297.83	0.39%	\$ 3,919.97	\$ 4,084.71	4.20%
MGS-S Customer 7881	\$ 7,026.32	\$ 7,115.28	1.27%	\$ 1,503.50	\$ 1,633.61	8.65%
MGS-S Customer 7882	\$ 11,580.96	\$ 11,663.06	0.71%	\$ 1,779.74	\$ 1,888.59	6.12%
MGS-S Customer 7883	\$ 140,783.33	\$ 141,131.66	0.25%	\$ 13,253.64	\$ 13,551.45	2.25%
MGS-S Customer 7884	\$ 20,619.27	\$ 20,710.37	0.44%	\$ 2,186.91	\$ 2,301.52	5.24%
MGS-S Customer 7885	\$ 10,810.16	\$ 10,878.54	0.63%	\$ 1,157.60	\$ 1,257.52	8.63%
MGS-S Customer 7886	\$ 10,262.09	\$ 10,356.56	0.92%	\$ 1,752.13	\$ 1,885.74	7.63%
MGS-S Customer 7887	\$ 38,499.39	\$ 38,618.03	0.31%	\$ 3,435.77	\$ 3,568.29	3.86%
MGS-S Customer 7888	\$ 8,302.88	\$ 8,393.57	1.09%	\$ 1,581.47	\$ 1,712.68	8.30%
MGS-S Customer 7889	\$ 14,156.18	\$ 14,259.28	0.73%	\$ 2,142.33	\$ 2,281.44	6.49%
MGS-S Customer 7890	\$ 38,837.00	\$ 38,941.00	0.27%	\$ 2,772.45	\$ 2,895.50	4.44%
MGS-S Customer 7891	\$ 15,056.63	\$ 15,150.72	0.62%	\$ 2,326.16	\$ 2,443.06	5.03%
MGS-S Customer 7892	\$ 13,134.57	\$ 13,242.34	0.82%	\$ 2,354.40	\$ 2,496.56	6.04%
MGS-S Customer 7893	\$ 5,763.90	\$ 5,827.67	1.11%	\$ 949.92	\$ 1,046.97	10.22%
MGS-S Customer 7894	\$ 47,943.46	\$ 48,088.79	0.30%	\$ 4,056.87	\$ 4,223.41	4.11%
MGS-S Customer 7895	\$ 7,394.06	\$ 7,486.17	1.25%	\$ 1,646.44	\$ 1,778.59	8.03%
MGS-S Customer 7896	\$ 30,280.63	\$ 30,413.57	0.44%	\$ 3,497.52	\$ 3,656.20	4.54%
MGS-S Customer 7897	\$ 11,261.70	\$ 11,361.24	0.88%	\$ 1,981.23	\$ 2,118.06	6.91%
MGS-S Customer 7898	\$ 104,555.16	\$ 104,793.30	0.23%	\$ 8,262.67	\$ 8,489.55	2.75%
MGS-S Customer 7899	\$ 34,084.74	\$ 34,230.76	0.43%	\$ 4,089.76	\$ 4,256.87	4.09%
MGS-S Customer 7900	\$ 9,819.37	\$ 9,895.02	0.77%	\$ 1,488.48	\$ 1,593.23	7.04%
MGS-S Customer 7901	\$ 6,349.17	\$ 6,419.78	1.11%	\$ 1,259.55	\$ 1,361.02	8.06%
MGS-S Customer 7902	\$ 9,388.54	\$ 9,487.16	1.05%	\$ 1,940.19	\$ 2,076.49	7.03%
MGS-S Customer 7903	\$ 10,175.16	\$ 10,263.81	0.87%	\$ 1,486.75	\$ 1,616.43	8.72%
MGS-S Customer 7904	\$ 8,682.65	\$ 8,777.06	1.09%	\$ 1,751.46	\$ 1,885.18	7.63%
MGS-S Customer 7905	\$ 125,573.54	\$ 125,841.26	0.21%	\$ 9,607.42	\$ 9,853.62	2.56%
MGS-S Customer 7906	\$ 56,668.35	\$ 56,852.11	0.32%	\$ 5,801.79	\$ 5,993.49	3.30%
MGS-S Customer 7907	\$ 49,776.11	\$ 49,912.60	0.27%	\$ 3,655.56	\$ 3,816.31	4.40%
MGS-S Customer 7908	\$ 9,587.53	\$ 9,672.62	0.89%	\$ 1,913.89	\$ 2,024.55	5.78%
MGS-S Customer 7909	\$ 12,861.58	\$ 12,961.94	0.78%	\$ 1,954.06	\$ 2,111.46	8.06%
MGS-S Customer 7910	\$ 10,692.46	\$ 10,770.60	0.73%	\$ 1,600.10	\$ 1,706.37	6.64%
MGS-S Customer 7911	\$ 8,279.37	\$ 8,353.30	0.89%	\$ 1,410.17	\$ 1,513.78	7.35%
MGS-S Customer 7912	\$ 9,617.96	\$ 9,707.92	0.94%	\$ 1,548.58	\$ 1,679.35	8.44%
MGS-S Customer 7913	\$ 9,209.16	\$ 9,296.81	0.95%	\$ 2,030.48	\$ 2,142.88	5.54%
MGS-S Customer 7914	\$ 17,439.97	\$ 17,530.51	0.52%	\$ 2,161.79	\$ 2,276.08	5.29%
MGS-S Customer 7915	\$ 10,742.10	\$ 10,823.21	0.76%	\$ 1,734.08	\$ 1,842.22	6.24%
MGS-S Customer 7916	\$ 4,831.81	\$ 4,901.15	1.44%	\$ 1,203.03	\$ 1,303.77	8.37%
MGS-S Customer 7917	\$ 5,885.10	\$ 5,975.19	1.53%	\$ 1,553.54	\$ 1,684.28	8.42%

Internal Use

Customer	Bundled 8/23 Prices	Bundled 1/24 Prices	Bundled % Difference	Distribution 1/24 Prices	Distribution 8/24 Prices	Distribution % Difference
MGS-S Customer 7918	\$ 37,427.27	\$ 37,570.00	0.38%	\$ 3,940.41	\$ 4,105.37	4.19%
MGS-S Customer 7919	\$ 12,187.00	\$ 12,283.48	0.79%	\$ 1,842.65	\$ 1,977.50	7.32%
MGS-S Customer 7920	\$ 14,438.99	\$ 14,536.35	0.67%	\$ 2,481.06	\$ 2,600.60	4.82%
MGS-S Customer 7921	\$ 19,440.26	\$ 19,552.89	0.58%	\$ 2,575.57	\$ 2,720.96	5.64%
MGS-S Customer 7922	\$ 23,221.78	\$ 23,340.05	0.51%	\$ 2,832.60	\$ 2,981.76	5.27%
MGS-S Customer 7923	\$ 16,830.94	\$ 16,931.82	0.60%	\$ 2,631.08	\$ 2,752.10	4.60%
MGS-S Customer 7924	\$ 60,083.37	\$ 60,244.34	0.27%	\$ 4,765.72	\$ 4,942.41	3.71%
MGS-S Customer 7925	\$ 17,749.03	\$ 17,848.83	0.56%	\$ 1,993.55	\$ 2,130.57	6.87%
MGS-S Customer 7926	\$ 17,497.61	\$ 17,598.72	0.58%	\$ 2,641.30	\$ 2,762.49	4.59%
MGS-S Customer 7927	\$ 7,932.05	\$ 8,034.37	1.29%	\$ 2,104.07	\$ 2,242.42	6.58%
MGS-S Customer 7928	\$ 898.82	\$ 954.75	6.22%	\$ 593.38	\$ 685.23	15.48%
MGS-S Customer 7929	\$ 25,828.60	\$ 25,956.80	0.50%	\$ 3,280.58	\$ 3,436.01	4.74%
MGS-S Customer 7930	\$ 27,956.83	\$ 28,083.73	0.45%	\$ 3,222.93	\$ 3,377.62	4.80%
MGS-S Customer 7931	\$ 37,262.13	\$ 37,389.66	0.34%	\$ 3,251.01	\$ 3,406.08	4.77%
MGS-S Customer 7932	\$ 47,899.15	\$ 48,051.25	0.32%	\$ 4,361.73	\$ 4,532.47	3.91%
MGS-S Customer 7933	\$ 13,928.95	\$ 14,033.87	0.75%	\$ 2,225.26	\$ 2,365.60	6.31%
MGS-S Customer 7934	\$ 20,027.21	\$ 20,141.11	0.57%	\$ 2,632.78	\$ 2,778.97	5.55%
MGS-S Customer 7935	\$ 6,635.99	\$ 6,717.75	1.23%	\$ 1,175.75	\$ 1,301.08	10.66%
MGS-S Customer 7936	\$ 13,113.23	\$ 13,197.63	0.64%	\$ 1,884.65	\$ 1,995.03	5.86%
MGS-S Customer 7937	\$ 37,681.43	\$ 37,818.09	0.36%	\$ 3,661.65	\$ 3,822.39	4.39%
MGS-S Customer 7938	\$ 52,596.11	\$ 52,778.56	0.35%	\$ 5,732.96	\$ 5,923.03	3.32%
MGS-S Customer 7939	\$ 10,546.31	\$ 10,644.63	0.93%	\$ 1,926.06	\$ 2,062.11	7.06%
MGS-S Customer 7940	\$ 3,951.06	\$ 4,019.47	1.73%	\$ 1,160.82	\$ 1,260.90	8.62%
MGS-S Customer 7941	\$ 27,615.26	\$ 27,733.52	0.43%	\$ 2,830.10	\$ 2,979.11	5.27%
MGS-S Customer 7942	\$ 14,990.77	\$ 15,109.86	0.79%	\$ 2,867.03	\$ 3,016.54	5.21%
MGS-S Customer 7943	\$ 13,837.10	\$ 13,947.48	0.80%	\$ 2,474.70	\$ 2,618.74	5.82%
MGS-S Customer 7944	\$ 4,789.22	\$ 4,869.16	1.67%	\$ 1,093.32	\$ 1,217.50	11.36%
MGS-S Customer 7945	\$ 12,306.46	\$ 12,379.95	0.60%	\$ 1,390.01	\$ 1,493.34	7.43%
MGS-S Customer 7946	\$ 10,398.40	\$ 10,492.31	0.90%	\$ 1,724.81	\$ 1,857.85	7.71%
MGS-S Customer 7947	\$ 14,825.04	\$ 14,910.94	0.58%	\$ 1,954.63	\$ 2,066.16	5.71%
MGS-S Customer 7948	\$ 107,904.85	\$ 108,155.44	0.23%	\$ 8,827.24	\$ 9,064.88	2.69%
MGS-S Customer 7949	\$ 19,696.50	\$ 19,801.96	0.54%	\$ 2,250.37	\$ 2,391.09	6.25%
MGS-S Customer 7950	\$ 13,109.98	\$ 13,211.46	0.77%	\$ 2,068.87	\$ 2,206.93	6.67%
MGS-S Customer 7951	\$ 12,622.53	\$ 12,707.50	0.67%	\$ 1,909.86	\$ 2,020.56	5.80%
MGS-S Customer 7952	\$ 3,343.33	\$ 3,403.63	1.80%	\$ 790.74	\$ 885.40	11.97%
MGS-S Customer 7953	\$ 102,810.74	\$ 103,319.07	0.49%	\$ 20,408.15	\$ 20,837.73	2.10%
MGS-S Customer 7954	\$ 9,642.73	\$ 9,715.92	0.76%	\$ 1,375.96	\$ 1,479.05	7.49%
MGS-S Customer 7955	\$ 70,997.13	\$ 71,140.27	0.20%	\$ 4,545.59	\$ 4,693.94	3.26%
MGS-S Customer 7956	\$ 17,140.43	\$ 17,226.94	0.50%	\$ 1,977.27	\$ 2,088.80	5.64%
MGS-S Customer 7957	\$ 37,662.36	\$ 37,795.19	0.35%	\$ 3,491.66	\$ 3,650.21	4.54%

Internal Use

Customer	Bundled 8/23 Prices	Bundled 1/24 Prices	Bundled % Difference	Distribution 1/24 Prices	Distribution 8/24 Prices	Distribution % Difference
MGS-S Customer 7958	\$ 1,460.74	\$ 1,518.12	3.93%	\$ 658.68	\$ 751.46	14.09%
MGS-S Customer 7959	\$ 10,017.75	\$ 10,111.25	0.93%	\$ 2,295.42	\$ 2,411.57	5.06%
MGS-S Customer 7960	\$ 8,716.36	\$ 8,788.28	0.83%	\$ 1,316.42	\$ 1,418.49	7.75%
MGS-S Customer 7961	\$ 8,732.95	\$ 8,832.34	1.14%	\$ 1,975.43	\$ 2,112.25	6.93%
MGS-S Customer 7962	\$ 11,290.91	\$ 11,371.30	0.71%	\$ 1,701.17	\$ 1,808.83	6.33%
MGS-S Customer 7963	\$ 14,019.78	\$ 14,115.81	0.68%	\$ 1,822.59	\$ 1,957.17	7.38%
MGS-S Customer 7964	\$ 35,555.78	\$ 35,709.37	0.43%	\$ 4,401.01	\$ 4,581.67	4.10%
MGS-S Customer 7965	\$ 81,591.24	\$ 81,798.76	0.25%	\$ 6,821.58	\$ 7,042.18	3.23%
MGS-S Customer 7966	\$ 7,758.22	\$ 7,831.62	0.95%	\$ 1,387.90	\$ 1,491.32	7.45%
MGS-S Customer 7967	\$ 12,427.34	\$ 12,529.81	0.82%	\$ 2,113.42	\$ 2,252.08	6.56%
MGS-S Customer 7968	\$ 19,101.05	\$ 19,210.27	0.57%	\$ 2,419.50	\$ 2,562.59	5.91%
MGS-S Customer 7969	\$ 12,665.28	\$ 12,768.11	0.81%	\$ 2,129.47	\$ 2,268.37	6.52%
MGS-S Customer 7970	\$ 7,650.42	\$ 7,741.51	1.19%	\$ 1,599.51	\$ 1,730.98	8.22%
MGS-S Customer 7971	\$ 15,738.22	\$ 15,827.43	0.57%	\$ 2,101.62	\$ 2,215.05	5.40%
MGS-S Customer 7972	\$ 15,361.33	\$ 15,458.20	0.63%	\$ 2,446.44	\$ 2,564.64	4.83%
MGS-S Customer 7973	\$ 11,964.27	\$ 12,058.68	0.79%	\$ 1,750.21	\$ 1,883.82	7.63%
MGS-S Customer 7974	\$ 9,448.75	\$ 9,540.44	0.97%	\$ 1,626.53	\$ 1,758.36	8.10%
MGS-S Customer 7975	\$ 7,946.86	\$ 8,027.93	1.02%	\$ 1,144.48	\$ 1,269.35	10.91%
MGS-S Customer 7976	\$ 10,891.48	\$ 10,975.90	0.78%	\$ 1,883.18	\$ 1,993.41	5.85%
MGS-S Customer 7977	\$ 16,582.40	\$ 16,699.45	0.71%	\$ 2,774.20	\$ 2,922.33	5.34%
MGS-S Customer 7978	\$ 16,302.35	\$ 16,389.20	0.53%	\$ 1,993.68	\$ 2,105.51	5.61%
MGS-S Customer 7979	\$ 15,727.26	\$ 15,826.84	0.63%	\$ 1,983.55	\$ 2,120.46	6.90%
MGS-S Customer 7980	\$ 17,073.96	\$ 17,185.23	0.65%	\$ 2,514.86	\$ 2,659.47	5.75%
MGS-S Customer 7981	\$ 33,091.08	\$ 33,237.98	0.44%	\$ 4,123.01	\$ 4,290.15	4.05%
MGS-S Customer 7982	\$ 96,471.66	\$ 96,711.64	0.25%	\$ 8,230.21	\$ 8,492.32	3.18%
MGS-S Customer 7983	\$ 14,313.05	\$ 14,412.64	0.70%	\$ 1,984.00	\$ 2,120.89	6.90%
MGS-S Customer 7984	\$ 23,444.32	\$ 23,553.98	0.47%	\$ 2,440.58	\$ 2,584.00	5.88%
MGS-S Customer 7985	\$ 16,204.71	\$ 16,295.86	0.56%	\$ 2,189.93	\$ 2,304.65	5.24%
MGS-S Customer 7986	\$ 80,227.85	\$ 80,433.69	0.26%	\$ 6,757.48	\$ 6,976.27	3.24%
MGS-S Customer 7987	\$ 25,131.33	\$ 25,247.39	0.46%	\$ 2,733.01	\$ 2,880.80	5.41%
MGS-S Customer 7988	\$ 29,474.00	\$ 29,604.17	0.44%	\$ 3,371.06	\$ 3,527.86	4.65%
MGS-S Customer 7989	\$ 15,397.12	\$ 15,502.33	0.68%	\$ 2,238.44	\$ 2,378.98	6.28%
MGS-S Customer 7990	\$ 40,031.63	\$ 40,207.59	0.44%	\$ 5,447.60	\$ 5,634.20	3.43%
MGS-S Customer 7991	\$ 37,986.36	\$ 38,110.81	0.33%	\$ 3,695.21	\$ 3,831.18	3.68%
MGS-S Customer 7992	\$ 5,292.62	\$ 5,355.16	1.18%	\$ 892.03	\$ 988.13	10.77%
MGS-S Customer 7993	\$ 52,886.04	\$ 53,065.59	0.34%	\$ 5,613.77	\$ 5,802.99	3.37%
MGS-S Customer 7994	\$ 15,767.52	\$ 15,879.90	0.71%	\$ 2,563.29	\$ 2,708.44	5.66%
MGS-S Customer 7995	\$ 16,459.97	\$ 16,574.69	0.70%	\$ 2,670.86	\$ 2,817.66	5.50%
MGS-S Customer 7996	\$ 22,439.91	\$ 22,559.03	0.53%	\$ 2,871.67	\$ 3,021.45	5.22%
MGS-S Customer 7997	\$ 13,943.05	\$ 14,028.05	0.61%	\$ 1,912.01	\$ 2,022.83	5.80%

Internal Use

Customer	Bundled 8/23 Prices	Bundled 1/24 Prices	Bundled % Difference	Distribution 1/24 Prices	Distribution 8/24 Prices	Distribution % Difference
MGS-S Customer 7998	\$ 14,124.66	\$ 14,222.52	0.69%	\$ 1,903.78	\$ 2,039.40	7.12%
MGS-S Customer 7999	\$ 37,696.71	\$ 37,818.52	0.32%	\$ 3,577.98	\$ 3,712.46	3.76%
MGS-S Customer 8000	\$ 12,931.15	\$ 13,009.38	0.60%	\$ 1,604.40	\$ 1,710.76	6.63%
MGS-S Customer 8001	\$ 29,572.27	\$ 29,688.11	0.39%	\$ 2,721.45	\$ 2,868.95	5.42%
MGS-S Customer 8002	\$ 18,109.79	\$ 18,215.69	0.58%	\$ 2,271.87	\$ 2,413.05	6.21%
MGS-S Customer 8003	\$ 7,270.60	\$ 7,363.32	1.28%	\$ 2,259.55	\$ 2,375.17	5.12%
MGS-S Customer 8004	\$ 62,341.36	\$ 62,544.55	0.33%	\$ 6,673.40	\$ 6,876.96	3.05%
MGS-S Customer 8005	\$ 8,180.13	\$ 8,273.95	1.15%	\$ 1,722.71	\$ 1,855.89	7.73%
MGS-S Customer 8006	\$ 998.90	\$ 1,072.85	7.40%	\$ 821.71	\$ 941.97	14.64%
MGS-S Customer 8007	\$ 19,572.78	\$ 19,678.29	0.54%	\$ 2,253.51	\$ 2,394.37	6.25%
MGS-S Customer 8008	\$ 5,962.76	\$ 6,044.69	1.37%	\$ 1,772.04	\$ 1,880.76	6.14%
MGS-S Customer 8009	\$ 17,003.13	\$ 17,098.15	0.56%	\$ 2,372.56	\$ 2,490.40	4.97%
MGS-S Customer 8010	\$ 16,800.07	\$ 16,930.88	0.78%	\$ 3,404.42	\$ 3,561.99	4.63%
MGS-S Customer 8011	\$ 17,961.70	\$ 18,070.25	0.60%	\$ 2,391.42	\$ 2,534.23	5.97%
MGS-S Customer 8012	\$ 10,697.84	\$ 10,772.34	0.70%	\$ 1,435.62	\$ 1,539.58	7.24%
MGS-S Customer 8013	\$ 10,383.09	\$ 10,467.37	0.81%	\$ 1,883.15	\$ 1,993.78	5.87%
MGS-S Customer 8014	\$ 4,885.82	\$ 4,956.10	1.44%	\$ 1,245.14	\$ 1,346.44	8.14%
MGS-S Customer 8015	\$ 43,711.28	\$ 43,877.36	0.38%	\$ 4,851.76	\$ 5,073.83	4.58%
MGS-S Customer 8016	\$ 8,636.99	\$ 8,715.88	0.91%	\$ 1,637.16	\$ 1,744.19	6.54%
MGS-S Customer 8017	\$ 8,418.84	\$ 8,514.19	1.13%	\$ 1,792.75	\$ 1,926.96	7.49%
MGS-S Customer 8018	\$ 7,874.46	\$ 7,952.43	0.99%	\$ 1,596.83	\$ 1,703.37	6.67%
MGS-S Customer 8019	\$ 135,368.28	\$ 135,739.74	0.27%	\$ 14,309.71	\$ 14,623.17	2.19%
MGS-S Customer 8020	\$ 31,745.08	\$ 31,865.90	0.38%	\$ 2,946.31	\$ 3,096.98	5.11%
MGS-S Customer 8021	\$ 28,175.78	\$ 28,334.15	0.56%	\$ 4,643.45	\$ 4,818.07	3.76%
MGS-S Customer 8022	\$ 34,426.19	\$ 34,578.59	0.44%	\$ 4,373.95	\$ 4,544.78	3.91%
MGS-S Customer 8023	\$ 23,900.34	\$ 24,026.86	0.53%	\$ 3,206.77	\$ 3,361.32	4.82%
MGS-S Customer 8024	\$ 237,111.71	\$ 237,620.87	0.21%	\$ 20,548.60	\$ 20,951.15	1.96%
MGS-S Customer 8025	\$ 18,362.23	\$ 18,442.66	0.44%	\$ 1,703.90	\$ 1,811.64	6.32%
MGS-S Customer 8026	\$ 18,561.35	\$ 18,714.99	0.83%	\$ 4,368.75	\$ 4,559.94	4.38%
MGS-S Customer 8027	\$ 28,139.64	\$ 28,257.75	0.42%	\$ 2,823.06	\$ 2,971.92	5.27%
MGS-S Customer 8028	\$ 13,783.82	\$ 13,875.12	0.66%	\$ 1,607.88	\$ 1,739.40	8.18%
MGS-S Customer 8029	\$ 14,342.82	\$ 14,449.59	0.74%	\$ 2,309.50	\$ 2,451.06	6.13%
MGS-S Customer 8030	\$ 115,950.16	\$ 116,260.59	0.27%	\$ 11,542.51	\$ 11,816.31	2.37%
MGS-S Customer 8031	\$ 58,484.08	\$ 58,710.82	0.39%	\$ 7,525.84	\$ 7,812.25	3.81%
MGS-S Customer 8032	\$ 112,668.66	\$ 112,947.40	0.25%	\$ 10,104.02	\$ 10,357.07	2.50%
MGS-S Customer 8033	\$ 26,168.42	\$ 26,310.94	0.54%	\$ 3,933.24	\$ 4,098.24	4.20%
MGS-S Customer 8034	\$ 40,977.22	\$ 41,116.05	0.34%	\$ 3,762.26	\$ 3,924.57	4.31%
MGS-S Customer 8035	\$ 3,586.57	\$ 3,662.57	2.12%	\$ 914.37	\$ 1,035.94	13.30%
MGS-S Customer 8036	\$ 49,221.72	\$ 49,383.19	0.33%	\$ 4,790.48	\$ 4,967.65	3.70%
MGS-S Customer 8037	\$ 44,756.19	\$ 44,901.25	0.32%	\$ 4,044.85	\$ 4,211.24	4.11%

Internal Use

Customer	Bundled 8/23 Prices	Bundled 1/24 Prices	Bundled % Difference	Distribution 1/24 Prices	Distribution 8/24 Prices	Distribution % Difference
MGS-S Customer 8038	\$ 105,462.42	\$ 105,785.54	0.31%	\$ 12,112.84	\$ 12,394.47	2.33%
MGS-S Customer 8039	\$ 16,582.78	\$ 16,672.03	0.54%	\$ 2,104.18	\$ 2,217.70	5.39%
MGS-S Customer 8040	\$ 13,201.87	\$ 13,292.27	0.68%	\$ 2,156.51	\$ 2,270.79	5.30%
MGS-S Customer 8041	\$ 59,239.11	\$ 59,423.54	0.31%	\$ 5,830.67	\$ 6,022.69	3.29%
MGS-S Customer 8042	\$ 22,538.46	\$ 22,657.60	0.53%	\$ 2,868.30	\$ 3,017.73	5.21%
MGS-S Customer 8043	\$ 45,276.61	\$ 45,388.58	0.25%	\$ 3,133.40	\$ 3,261.60	4.09%
MGS-S Customer 8044	\$ 21,978.58	\$ 22,099.08	0.55%	\$ 2,933.34	\$ 3,083.92	5.13%
MGS-S Customer 8045	\$ 28,320.64	\$ 28,452.60	0.47%	\$ 3,451.11	\$ 3,609.01	4.58%
MGS-S Customer 8046	\$ 32,455.48	\$ 32,589.08	0.41%	\$ 3,526.46	\$ 3,685.49	4.51%
MGS-S Customer 8047	\$ 13,782.79	\$ 13,896.36	0.82%	\$ 2,618.36	\$ 2,764.39	5.58%
MGS-S Customer 8048	\$ 6,230.87	\$ 6,312.54	1.31%	\$ 1,759.26	\$ 1,867.76	6.17%
MGS-S Customer 8049	\$ 10,748.47	\$ 10,841.40	0.86%	\$ 1,681.48	\$ 1,814.00	7.88%
MGS-S Customer 8050	\$ 17,450.32	\$ 17,540.29	0.52%	\$ 2,136.73	\$ 2,250.72	5.33%
MGS-S Customer 8051	\$ 14,630.22	\$ 14,740.11	0.75%	\$ 2,450.04	\$ 2,593.54	5.86%
MGS-S Customer 8052	\$ 28,817.62	\$ 28,952.38	0.47%	\$ 3,556.83	\$ 3,721.80	4.64%
MGS-S Customer 8053	\$ 46,303.89	\$ 46,479.12	0.38%	\$ 5,417.84	\$ 5,604.23	3.44%
MGS-S Customer 8054	\$ 42,056.78	\$ 42,226.28	0.40%	\$ 5,147.39	\$ 5,329.19	3.53%
MGS-S Customer 8055	\$ 69,856.14	\$ 70,179.56	0.46%	\$ 12,123.97	\$ 12,405.58	2.32%
MGS-S Customer 8056	\$ 55,484.62	\$ 55,657.49	0.31%	\$ 5,302.56	\$ 5,486.75	3.47%
MGS-S Customer 8057	\$ 9,839.65	\$ 9,938.18	1.00%	\$ 1,936.27	\$ 2,072.49	7.04%
MGS-S Customer 8058	\$ 9,843.94	\$ 9,924.49	0.82%	\$ 1,713.43	\$ 1,821.60	6.31%
MGS-S Customer 8059	\$ 8,483.50	\$ 8,558.42	0.88%	\$ 1,454.04	\$ 1,558.20	7.16%
MGS-S Customer 8060	\$ 13,781.50	\$ 13,877.72	0.70%	\$ 1,827.84	\$ 1,962.27	7.35%
MGS-S Customer 8061	\$ 8,579.30	\$ 8,657.31	0.91%	\$ 1,595.87	\$ 1,702.20	6.66%
MGS-S Customer 8062	\$ 106,646.77	\$ 106,906.78	0.24%	\$ 9,255.33	\$ 9,496.29	2.60%
MGS-S Customer 8063	\$ 60,840.99	\$ 61,023.18	0.30%	\$ 5,728.94	\$ 5,919.50	3.33%
MGS-S Customer 8064	\$ 11,270.44	\$ 11,350.81	0.71%	\$ 1,702.30	\$ 1,810.11	6.33%
MGS-S Customer 8065	\$ 25,361.32	\$ 25,468.03	0.42%	\$ 2,306.17	\$ 2,447.67	6.14%
MGS-S Customer 8066	\$ 14,232.39	\$ 14,314.17	0.57%	\$ 1,764.29	\$ 1,872.86	6.15%
MGS-S Customer 8067	\$ 29,461.84	\$ 29,584.86	0.42%	\$ 3,046.20	\$ 3,198.30	4.99%
MGS-S Customer 8068	\$ 19,826.78	\$ 19,927.77	0.51%	\$ 2,635.60	\$ 2,756.67	4.59%
MGS-S Customer 8069	\$ 9,899.31	\$ 10,001.79	1.04%	\$ 2,113.86	\$ 2,252.55	6.56%
MGS-S Customer 8070	\$ 62,516.06	\$ 62,702.46	0.30%	\$ 5,917.49	\$ 6,110.58	3.26%
MGS-S Customer 8071	\$ 82,169.15	\$ 82,408.80	0.29%	\$ 8,339.26	\$ 8,567.56	2.74%
MGS-S Customer 8072	\$ 32,493.37	\$ 32,619.49	0.39%	\$ 3,186.47	\$ 3,340.59	4.84%
MGS-S Customer 8073	\$ 4,892.94	\$ 4,961.39	1.40%	\$ 1,162.82	\$ 1,262.95	8.61%
MGS-S Customer 8074	\$ 13,011.37	\$ 13,092.40	0.62%	\$ 1,731.10	\$ 1,839.23	6.25%
MGS-S Customer 8075	\$ 6,260.79	\$ 6,324.42	1.02%	\$ 942.51	\$ 1,039.37	10.28%
MGS-S Customer 8076	\$ 8,019.41	\$ 8,099.62	1.00%	\$ 1,693.77	\$ 1,801.38	6.35%
MGS-S Customer 8077	\$ 22,568.91	\$ 22,711.11	0.63%	\$ 3,914.60	\$ 4,079.07	4.20%

Internal Use

Customer	Bundled 8/23 Prices	Bundled 1/24 Prices	Bundled % Difference	Distribution 1/24 Prices	Distribution 8/24 Prices	Distribution % Difference
MGS-S Customer 8078	\$ 7,595.38	\$ 7,689.18	1.23%	\$ 1,721.76	\$ 1,854.92	7.73%
MGS-S Customer 8079	\$ 13,287.30	\$ 13,394.56	0.81%	\$ 2,330.94	\$ 2,472.75	6.08%
MGS-S Customer 8080	\$ 23,071.67	\$ 23,196.51	0.54%	\$ 3,128.51	\$ 3,281.80	4.90%
MGS-S Customer 8081	\$ 8,940.96	\$ 9,008.91	0.76%	\$ 1,140.47	\$ 1,240.29	8.75%
MGS-S Customer 8082	\$ 51,594.17	\$ 51,802.37	0.40%	\$ 6,820.49	\$ 7,053.19	3.41%
MGS-S Customer 8083	\$ 280,200.26	\$ 280,687.88	0.17%	\$ 19,522.41	\$ 19,926.91	2.07%
MGS-S Customer 8084	\$ 10,389.24	\$ 10,485.25	0.92%	\$ 1,821.51	\$ 1,956.07	7.39%
MGS-S Customer 8085	\$ 116,352.37	\$ 116,650.93	0.26%	\$ 10,977.92	\$ 11,241.78	2.40%
MGS-S Customer 8086	\$ 71,145.58	\$ 71,356.32	0.30%	\$ 7,028.42	\$ 7,237.95	2.98%
MGS-S Customer 8087	\$ 14,948.38	\$ 15,047.82	0.67%	\$ 2,564.86	\$ 2,684.90	4.68%
MGS-S Customer 8088	\$ 46,550.45	\$ 46,731.50	0.39%	\$ 5,660.57	\$ 5,853.66	3.41%
MGS-S Customer 8089	\$ 18,694.15	\$ 18,781.66	0.47%	\$ 2,022.06	\$ 2,134.21	5.55%
MGS-S Customer 8090	\$ 12,472.78	\$ 12,579.87	0.86%	\$ 2,323.21	\$ 2,464.92	6.10%
MGS-S Customer 8091	\$ 23,459.19	\$ 23,551.27	0.39%	\$ 2,232.21	\$ 2,347.52	5.17%
MGS-S Customer 8092	\$ 142,473.38	\$ 142,757.59	0.20%	\$ 10,352.14	\$ 10,608.74	2.48%
MGS-S Customer 8093	\$ 10,799.92	\$ 10,876.79	0.71%	\$ 1,543.56	\$ 1,649.09	6.84%
MGS-S Customer 8094	\$ 59,828.55	\$ 60,017.08	0.32%	\$ 6,015.94	\$ 6,210.59	3.24%
MGS-S Customer 8095	\$ 41,909.56	\$ 42,069.94	0.38%	\$ 4,738.23	\$ 4,914.44	3.72%
MGS-S Customer 8096	\$ 76,414.68	\$ 76,641.57	0.30%	\$ 7,762.88	\$ 7,983.09	2.84%
MGS-S Customer 8097	\$ 9,895.76	\$ 9,991.17	0.96%	\$ 1,793.16	\$ 1,927.23	7.48%
MGS-S Customer 8098	\$ 10,545.85	\$ 10,676.42	1.24%	\$ 3,387.50	\$ 3,544.42	4.63%
MGS-S Customer 8099	\$ 22,743.25	\$ 22,855.67	0.49%	\$ 2,565.70	\$ 2,710.95	5.66%
MGS-S Customer 8100	\$ 2,333.54	\$ 2,410.11	3.28%	\$ 938.39	\$ 1,060.91	13.06%
MGS-S Customer 8101	\$ 74,281.16	\$ 74,539.56	0.35%	\$ 9,069.13	\$ 9,343.06	3.02%
MGS-S Customer 8102	\$ 26,174.79	\$ 26,302.24	0.49%	\$ 3,243.56	\$ 3,398.25	4.77%
MGS-S Customer 8103	\$ 13,364.59	\$ 13,453.06	0.66%	\$ 2,069.83	\$ 2,182.91	5.46%
MGS-S Customer 8104	\$ 9,811.98	\$ 9,885.80	0.75%	\$ 1,405.24	\$ 1,508.78	7.37%
MGS-S Customer 8105	\$ 23,977.71	\$ 24,103.87	0.53%	\$ 3,177.19	\$ 3,335.05	4.97%
MGS-S Customer 8106	\$ 10,116.89	\$ 10,196.78	0.79%	\$ 1,676.10	\$ 1,783.24	6.39%
MGS-S Customer 8107	\$ 11,447.43	\$ 11,549.51	0.89%	\$ 2,096.98	\$ 2,235.49	6.61%
MGS-S Customer 8108	\$ 11,807.47	\$ 11,906.34	0.84%	\$ 1,951.14	\$ 2,087.57	6.99%
MGS-S Customer 8109	\$ 14,603.73	\$ 14,691.30	0.60%	\$ 2,026.94	\$ 2,139.28	5.54%
MGS-S Customer 8110	\$ 16,780.88	\$ 16,900.29	0.71%	\$ 2,882.84	\$ 3,032.63	5.20%
MGS-S Customer 8111	\$ 17,596.93	\$ 17,704.56	0.61%	\$ 2,343.20	\$ 2,487.70	6.17%
MGS-S Customer 8112	\$ 18,689.48	\$ 18,804.00	0.61%	\$ 2,663.26	\$ 2,810.08	5.51%
MGS-S Customer 8113	\$ 50,134.47	\$ 50,313.12	0.36%	\$ 5,569.04	\$ 5,757.33	3.38%
MGS-S Customer 8114	\$ 7,905.70	\$ 7,994.24	1.12%	\$ 1,483.60	\$ 1,613.39	8.75%
MGS-S Customer 8115	\$ 9,400.66	\$ 9,492.00	0.97%	\$ 1,608.04	\$ 1,740.01	8.21%
MGS-S Customer 8116	\$ 11,996.28	\$ 12,077.99	0.68%	\$ 1,762.59	\$ 1,871.21	6.16%
MGS-S Customer 8117	\$ 93,000.97	\$ 93,433.74	0.47%	\$ 17,080.09	\$ 17,432.60	2.06%

Customer	Bundled 8/23 Prices	Bundled 1/24 Prices	Bundled % Difference	Distribution 1/24 Prices	Distribution 8/24 Prices	Distribution % Difference
MGS-S Customer 8118	\$ 23,309.66	\$ 23,422.42	0.48%	\$ 2,581.55	\$ 2,727.05	5.64%
MGS-S Customer 8119	\$ 18,443.53	\$ 18,568.51	0.68%	\$ 3,077.60	\$ 3,248.01	5.54%
MGS-S Customer 8120	\$ 9,491.48	\$ 9,563.38	0.76%	\$ 1,317.07	\$ 1,419.28	7.76%
MGS-S Customer 8121	\$ 10,579.02	\$ 10,664.32	0.81%	\$ 1,930.28	\$ 2,041.68	5.77%
MGS-S Customer 8122	\$ 29,500.54	\$ 29,614.26	0.39%	\$ 3,213.50	\$ 3,342.91	4.03%
MGS-S Customer 8123	\$ 47,743.77	\$ 47,885.85	0.30%	\$ 3,909.65	\$ 4,074.10	4.21%
MGS-S Customer 8124	\$ 18,696.24	\$ 18,800.75	0.56%	\$ 2,207.55	\$ 2,347.67	6.35%
MGS-S Customer 8125	\$ 11,751.51	\$ 11,833.10	0.69%	\$ 1,755.72	\$ 1,864.17	6.18%
MGS-S Customer 8126	\$ 23,883.73	\$ 24,007.08	0.52%	\$ 3,059.11	\$ 3,211.27	4.97%
MGS-S Customer 8127	\$ 39,034.39	\$ 39,178.03	0.37%	\$ 3,980.60	\$ 4,146.08	4.16%
MGS-S Customer 8128	\$ 10,549.05	\$ 10,631.18	0.78%	\$ 1,782.72	\$ 1,891.70	6.11%
MGS-S Customer 8129	\$ 46,010.19	\$ 46,209.57	0.43%	\$ 6,505.49	\$ 6,706.95	3.10%
MGS-S Customer 8130	\$ 22,194.06	\$ 22,322.04	0.58%	\$ 3,270.34	\$ 3,425.59	4.75%
MGS-S Customer 8131	\$ 16,828.56	\$ 16,930.38	0.61%	\$ 2,065.27	\$ 2,208.96	6.96%
MGS-S Customer 8132	\$ 9,574.12	\$ 9,675.73	1.06%	\$ 2,073.24	\$ 2,211.27	6.66%
MGS-S Customer 8133	\$ 13,889.01	\$ 13,984.45	0.69%	\$ 2,384.10	\$ 2,501.58	4.93%
MGS-S Customer 8134	\$ 21,280.98	\$ 21,395.40	0.54%	\$ 2,657.90	\$ 2,804.53	5.52%
MGS-S Customer 8135	\$ 32,123.55	\$ 32,248.50	0.39%	\$ 3,134.55	\$ 3,287.99	4.90%
MGS-S Customer 8136	\$ 24,239.20	\$ 24,447.26	0.86%	\$ 6,493.32	\$ 6,819.40	5.02%
MGS-S Customer 8137	\$ 8,779.64	\$ 8,856.98	0.88%	\$ 1,565.09	\$ 1,670.93	6.76%
MGS-S Customer 8138	\$ 77,973.69	\$ 78,161.83	0.24%	\$ 5,997.74	\$ 6,192.06	3.24%
MGS-S Customer 8139	\$ 13,559.82	\$ 13,673.20	0.84%	\$ 2,608.55	\$ 2,754.33	5.59%
MGS-S Customer 8140	\$ 16,246.65	\$ 16,347.68	0.62%	\$ 2,050.52	\$ 2,188.47	6.73%
MGS-S Customer 8141	\$ 43,079.43	\$ 43,250.19	0.40%	\$ 5,205.09	\$ 5,387.75	3.51%
MGS-S Customer 8142	\$ 40,621.62	\$ 40,759.16	0.34%	\$ 3,704.37	\$ 3,865.91	4.36%
MGS-S Customer 8143	\$ 69,912.29	\$ 70,152.09	0.34%	\$ 8,326.07	\$ 8,553.83	2.74%
MGS-S Customer 8144	\$ 10,555.91	\$ 10,643.21	0.83%	\$ 2,013.67	\$ 2,125.73	5.56%
MGS-S Customer 8145	\$ 10,444.76	\$ 10,523.18	0.75%	\$ 1,614.07	\$ 1,720.61	6.60%
MGS-S Customer 8146	\$ 72,018.71	\$ 72,205.98	0.26%	\$ 5,957.85	\$ 6,151.56	3.25%
MGS-S Customer 8147	\$ 15,785.44	\$ 15,885.71	0.64%	\$ 2,015.96	\$ 2,153.39	6.82%
MGS-S Customer 8148	\$ 10,853.86	\$ 10,928.58	0.69%	\$ 1,445.15	\$ 1,549.22	7.20%
MGS-S Customer 8149	\$ 10,258.60	\$ 10,343.83	0.83%	\$ 1,926.32	\$ 2,037.62	5.78%
MGS-S Customer 8150	\$ 6,943.65	\$ 7,017.30	1.06%	\$ 1,397.64	\$ 1,501.10	7.40%
MGS-S Customer 8151	\$ 10,412.93	\$ 10,491.71	0.76%	\$ 1,628.57	\$ 1,735.23	6.55%
MGS-S Customer 8152	\$ 2,141.94	\$ 2,201.49	2.78%	\$ 756.74	\$ 850.90	12.44%
MGS-S Customer 8153	\$ 60,737.25	\$ 60,899.81	0.27%	\$ 4,838.18	\$ 5,015.94	3.67%
MGS-S Customer 8154	\$ 5,848.74	\$ 5,921.15	1.24%	\$ 1,340.82	\$ 1,443.41	7.65%
MGS-S Customer 8155	\$ 4,012.79	\$ 4,080.02	1.68%	\$ 1,107.48	\$ 1,206.82	8.97%
MGS-S Customer 8156	\$ 48,056.45	\$ 48,184.19	0.27%	\$ 3,259.43	\$ 3,414.53	4.76%
MGS-S Customer 8157	\$ 9,880.64	\$ 9,969.88	0.90%	\$ 1,514.60	\$ 1,644.78	8.60%

Internal Use

Customer	Bundled 8/23 Prices	Bundled 1/24 Prices	Bundled % Difference	Distribution 1/24 Prices	Distribution 8/24 Prices	Distribution % Difference
MGS-S Customer 8158	\$ 8,757.75	\$ 8,853.88	1.10%	\$ 1,827.13	\$ 1,961.78	7.37%
MGS-S Customer 8159	\$ 10,926.54	\$ 11,025.30	0.90%	\$ 1,946.91	\$ 2,083.33	7.01%
MGS-S Customer 8160	\$ 9,112.27	\$ 9,188.81	0.84%	\$ 1,530.36	\$ 1,635.84	6.89%
MGS-S Customer 8161	\$ 6,192.84	\$ 6,263.37	1.14%	\$ 1,256.58	\$ 1,358.02	8.07%
MGS-S Customer 8162	\$ 15,792.96	\$ 15,876.02	0.53%	\$ 1,820.90	\$ 1,930.16	6.00%
MGS-S Customer 8163	\$ 19,218.64	\$ 19,322.72	0.54%	\$ 2,776.62	\$ 2,899.78	4.44%
MGS-S Customer 8164	\$ 46,865.26	\$ 47,012.96	0.32%	\$ 4,164.29	\$ 4,332.36	4.04%
MGS-S Customer 8165	\$ 3,729.16	\$ 3,799.57	1.89%	\$ 1,251.11	\$ 1,352.50	8.10%
MGS-S Customer 8166	\$ 8,388.33	\$ 8,467.05	0.94%	\$ 1,626.53	\$ 1,733.18	6.56%
MGS-S Customer 8167	\$ 12,503.60	\$ 12,602.94	0.79%	\$ 1,973.63	\$ 2,110.43	6.93%
MGS-S Customer 8168	\$ 9,663.64	\$ 9,753.90	0.93%	\$ 1,561.28	\$ 1,692.15	8.38%
MGS-S Customer 8169	\$ 11,287.13	\$ 11,388.37	0.90%	\$ 2,059.08	\$ 2,197.07	6.70%
MGS-S Customer 8170	\$ 184,396.14	\$ 184,775.32	0.21%	\$ 14,648.77	\$ 14,966.30	2.17%
MGS-S Customer 8171	\$ 16,847.52	\$ 16,959.18	0.66%	\$ 2,529.84	\$ 2,674.46	5.72%
MGS-S Customer 8172	\$ 84,361.39	\$ 84,604.10	0.29%	\$ 8,463.83	\$ 8,692.92	2.71%
MGS-S Customer 8173	\$ 11,569.02	\$ 11,658.24	0.77%	\$ 1,514.01	\$ 1,644.19	8.60%
MGS-S Customer 8174	\$ 135,321.17	\$ 135,607.08	0.21%	\$ 10,433.04	\$ 10,691.10	2.47%
MGS-S Customer 8175	\$ 13,782.62	\$ 13,892.87	0.80%	\$ 2,466.64	\$ 2,610.40	5.83%
MGS-S Customer 8176	\$ 11,867.35	\$ 11,965.68	0.83%	\$ 1,927.28	\$ 2,063.39	7.06%
MGS-S Customer 8177	\$ 21,664.31	\$ 21,768.35	0.48%	\$ 2,186.54	\$ 2,326.40	6.40%
MGS-S Customer 8178	\$ 13,070.14	\$ 13,146.55	0.58%	\$ 1,521.95	\$ 1,627.11	6.91%
MGS-S Customer 8179	\$ 23,526.21	\$ 23,664.31	0.59%	\$ 3,732.26	\$ 3,894.36	4.34%
MGS-S Customer 8180	\$ 34,199.54	\$ 34,321.39	0.36%	\$ 3,580.91	\$ 3,715.48	3.76%
MGS-S Customer 8181	\$ 1,677.11	\$ 1,755.54	4.68%	\$ 1,024.32	\$ 1,147.46	12.02%
MGS-S Customer 8182	\$ 19,032.44	\$ 19,124.59	0.48%	\$ 2,234.55	\$ 2,349.85	5.16%
MGS-S Customer 8183	\$ 11,663.89	\$ 11,757.74	0.80%	\$ 2,310.81	\$ 2,427.14	5.03%
MGS-S Customer 8184	\$ 10,758.58	\$ 10,830.82	0.67%	\$ 1,329.93	\$ 1,432.16	7.69%
MGS-S Customer 8185	\$ 23,897.51	\$ 24,012.30	0.48%	\$ 2,672.53	\$ 2,819.24	5.49%
MGS-S Customer 8186	\$ 7,598.37	\$ 7,672.48	0.98%	\$ 1,420.31	\$ 1,524.21	7.32%
MGS-S Customer 8187	\$ 13,805.82	\$ 13,899.39	0.68%	\$ 2,300.24	\$ 2,416.57	5.06%
MGS-S Customer 8188	\$ 5,901.60	\$ 5,970.54	1.17%	\$ 1,184.86	\$ 1,285.33	8.48%
MGS-S Customer 8189	\$ 21,511.59	\$ 21,602.61	0.42%	\$ 2,184.43	\$ 2,299.09	5.25%
MGS-S Customer 8190	\$ 28,899.46	\$ 29,036.28	0.47%	\$ 3,673.37	\$ 3,834.59	4.39%
MGS-S Customer 8191	\$ 23,083.30	\$ 23,220.69	0.60%	\$ 3,697.70	\$ 3,859.15	4.37%
MGS-S Customer 8192	\$ 26,003.51	\$ 26,166.83	0.63%	\$ 4,825.95	\$ 5,018.43	3.99%
MGS-S Customer 8193	\$ 53,153.72	\$ 53,335.64	0.34%	\$ 5,714.69	\$ 5,904.90	3.33%
MGS-S Customer 8194	\$ 23,598.03	\$ 23,717.02	0.50%	\$ 2,862.95	\$ 3,012.39	5.22%
MGS-S Customer 8195	\$ 19,471.26	\$ 19,576.80	0.54%	\$ 2,254.11	\$ 2,394.91	6.25%
MGS-S Customer 8196	\$ 8,924.52	\$ 9,034.41	1.23%	\$ 2,448.20	\$ 2,591.57	5.86%
MGS-S Customer 8197	\$ 107,656.58	\$ 107,901.93	0.23%	\$ 8,590.65	\$ 8,822.09	2.69%

Internal Use

Customer	Bundled 8/23 Prices	Bundled 1/24 Prices	Bundled % Difference	Distribution 1/24 Prices	Distribution 8/24 Prices	Distribution % Difference
MGS-S Customer 8198	\$ 14,561.20	\$ 14,648.42	0.60%	\$ 2,011.59	\$ 2,123.77	5.58%
MGS-S Customer 8199	\$ 15,082.10	\$ 15,162.04	0.53%	\$ 1,681.30	\$ 1,788.72	6.39%
MGS-S Customer 8200	\$ 18,889.41	\$ 18,976.80	0.46%	\$ 2,019.62	\$ 2,131.91	5.56%
MGS-S Customer 8201	\$ 13,930.72	\$ 14,047.62	0.84%	\$ 2,768.55	\$ 2,916.65	5.35%
MGS-S Customer 8202	\$ 14,051.76	\$ 14,150.31	0.70%	\$ 2,524.27	\$ 2,643.70	4.73%
MGS-S Customer 8203	\$ 8,566.03	\$ 8,672.81	1.25%	\$ 2,309.40	\$ 2,450.94	6.13%
MGS-S Customer 8204	\$ 14,681.80	\$ 14,792.04	0.75%	\$ 2,464.89	\$ 2,608.57	5.83%
MGS-S Customer 8205	\$ 161,792.26	\$ 162,132.49	0.21%	\$ 12,792.31	\$ 13,117.78	2.54%
MGS-S Customer 8206	\$ 9,038.41	\$ 9,116.58	0.86%	\$ 1,602.24	\$ 1,708.59	6.64%
MGS-S Customer 8207	\$ 12,030.90	\$ 12,110.58	0.66%	\$ 1,668.19	\$ 1,775.29	6.42%
MGS-S Customer 8208	\$ 7,721.88	\$ 7,806.45	1.10%	\$ 1,891.07	\$ 2,001.45	5.84%
MGS-S Customer 8209	\$ 168,692.57	\$ 169,042.06	0.21%	\$ 13,314.10	\$ 13,613.33	2.25%
MGS-S Customer 8210	\$ 180,330.09	\$ 180,707.43	0.21%	\$ 14,577.64	\$ 14,895.02	2.18%
MGS-S Customer 8211	\$ 25,260.09	\$ 25,380.50	0.48%	\$ 2,928.99	\$ 3,079.48	5.14%
MGS-S Customer 8212	\$ 294,407.95	\$ 294,929.86	0.18%	\$ 21,010.94	\$ 21,458.55	2.13%
MGS-S Customer 8213	\$ 7,518.99	\$ 7,590.19	0.95%	\$ 1,287.53	\$ 1,389.47	7.92%
MGS-S Customer 8214	\$ 15,478.71	\$ 15,592.74	0.74%	\$ 2,642.74	\$ 2,789.36	5.55%
MGS-S Customer 8215	\$ 16,891.24	\$ 17,005.85	0.68%	\$ 2,663.63	\$ 2,810.18	5.50%
MGS-S Customer 8216	\$ 26,753.34	\$ 26,907.67	0.58%	\$ 4,458.06	\$ 4,629.87	3.85%
MGS-S Customer 8217	\$ 36,938.00	\$ 37,090.09	0.41%	\$ 4,294.37	\$ 4,486.86	4.48%
MGS-S Customer 8218	\$ 18,594.50	\$ 18,705.94	0.60%	\$ 2,521.01	\$ 2,665.57	5.73%
MGS-S Customer 8219	\$ 5,049.28	\$ 5,153.54	2.06%	\$ 2,197.44	\$ 2,337.51	6.37%
MGS-S Customer 8220	\$ 10,536.88	\$ 10,634.04	0.92%	\$ 1,873.87	\$ 2,009.18	7.22%
MGS-S Customer 8221	\$ 9,286.21	\$ 9,402.02	1.25%	\$ 2,722.33	\$ 2,870.00	5.42%
MGS-S Customer 8222	\$ 15,705.21	\$ 15,809.00	0.66%	\$ 2,173.50	\$ 2,313.06	6.42%
MGS-S Customer 8223	\$ 11,278.80	\$ 11,390.54	0.99%	\$ 2,534.63	\$ 2,679.41	5.71%
MGS-S Customer 8224	\$ 9,318.11	\$ 9,407.56	0.96%	\$ 1,524.50	\$ 1,654.85	8.55%
MGS-S Customer 8225	\$ 11,522.72	\$ 11,613.71	0.79%	\$ 2,182.09	\$ 2,296.66	5.25%
MGS-S Customer 8226	\$ 23,391.78	\$ 23,506.22	0.49%	\$ 2,657.45	\$ 2,804.00	5.51%
MGS-S Customer 8227	\$ 15,692.92	\$ 15,776.98	0.54%	\$ 1,869.19	\$ 1,979.36	5.89%
MGS-S Customer 8228	\$ 7,443.42	\$ 7,528.01	1.14%	\$ 1,304.54	\$ 1,431.74	9.75%
MGS-S Customer 8229	\$ 12,551.20	\$ 12,627.96	0.61%	\$ 1,536.81	\$ 1,642.12	6.85%
MGS-S Customer 8230	\$ 13,121.55	\$ 13,203.75	0.63%	\$ 1,784.62	\$ 1,893.55	6.10%
MGS-S Customer 8231	\$ 13,390.78	\$ 13,505.29	0.86%	\$ 2,657.89	\$ 2,804.26	5.51%
MGS-S Customer 8232	\$ 10,959.65	\$ 11,038.36	0.72%	\$ 1,625.42	\$ 1,732.00	6.56%
MGS-S Customer 8233	\$ 16,361.62	\$ 16,453.27	0.56%	\$ 2,209.60	\$ 2,324.40	5.20%
MGS-S Customer 8234	\$ 15,146.49	\$ 15,244.72	0.65%	\$ 1,922.92	\$ 2,058.98	7.08%
MGS-S Customer 8235	\$ 685.85	\$ 741.57	8.12%	\$ 583.69	\$ 675.40	15.71%
MGS-S Customer 8236	\$ 11,482.22	\$ 11,575.68	0.81%	\$ 1,707.75	\$ 1,840.78	7.79%
MGS-S Customer 8237	\$ 1,498.55	\$ 1,557.15	3.91%	\$ 714.00	\$ 807.55	13.10%

Internal Use

Customer	Bundled 8/23 Prices	Bundled 1/24 Prices	Bundled % Difference	Distribution 1/24 Prices	Distribution 8/24 Prices	Distribution % Difference
MGS-S Customer 8238	\$ 9,615.03	\$ 9,719.89	1.09%	\$ 2,224.32	\$ 2,364.75	6.31%
MGS-S Customer 8239	\$ 17,579.06	\$ 17,682.88	0.59%	\$ 2,175.99	\$ 2,315.65	6.42%
MGS-S Customer 8240	\$ 11,880.50	\$ 11,978.32	0.82%	\$ 1,904.06	\$ 2,039.83	7.13%
MGS-S Customer 8241	\$ 28,669.49	\$ 28,788.31	0.41%	\$ 2,857.24	\$ 3,006.75	5.23%
MGS-S Customer 8242	\$ 2,194.61	\$ 2,271.83	3.52%	\$ 969.42	\$ 1,091.76	12.62%
MGS-S Customer 8243	\$ 41,163.18	\$ 41,372.55	0.51%	\$ 6,963.45	\$ 7,171.82	2.99%
MGS-S Customer 8244	\$ 11,631.19	\$ 11,732.99	0.88%	\$ 2,087.27	\$ 2,225.84	6.64%
MGS-S Customer 8245	\$ 9,887.57	\$ 9,991.77	1.05%	\$ 2,194.81	\$ 2,334.85	6.38%
MGS-S Customer 8246	\$ 17,658.90	\$ 17,761.25	0.58%	\$ 2,109.57	\$ 2,248.29	6.58%
MGS-S Customer 8247	\$ 36,914.73	\$ 37,055.28	0.38%	\$ 3,842.26	\$ 4,005.87	4.26%
MGS-S Customer 8248	\$ 15,106.96	\$ 15,210.72	0.69%	\$ 2,173.65	\$ 2,313.32	6.43%
MGS-S Customer 8249	\$ 11,200.98	\$ 11,283.35	0.74%	\$ 1,790.93	\$ 1,899.88	6.08%
MGS-S Customer 8250	\$ 34,691.01	\$ 34,783.00	0.27%	\$ 1,491.16	\$ 1,668.31	11.88%
MGS-S Customer 8251	\$ 10,635.87	\$ 10,717.17	0.76%	\$ 1,743.21	\$ 1,851.52	6.21%
MGS-S Customer 8252	\$ 17,075.38	\$ 17,163.87	0.52%	\$ 2,069.19	\$ 2,182.17	5.46%
MGS-S Customer 8253	\$ 21,080.40	\$ 21,201.97	0.58%	\$ 2,977.81	\$ 3,128.75	5.07%
MGS-S Customer 8254	\$ 43,449.85	\$ 43,627.29	0.41%	\$ 5,510.76	\$ 5,697.98	3.40%
MGS-S Customer 8255	\$ 7,011.46	\$ 7,110.81	1.42%	\$ 1,934.91	\$ 2,082.84	7.65%
MGS-S Customer 8256	\$ 33,388.53	\$ 33,531.63	0.43%	\$ 3,956.88	\$ 4,122.06	4.17%
MGS-S Customer 8257	\$ 7,650.24	\$ 7,738.14	1.15%	\$ 1,454.37	\$ 1,583.72	8.89%
MGS-S Customer 8258	\$ 31,041.09	\$ 31,192.76	0.49%	\$ 4,342.31	\$ 4,512.80	3.93%
MGS-S Customer 8259	\$ 12,655.85	\$ 12,741.47	0.68%	\$ 1,937.04	\$ 2,047.99	5.73%
MGS-S Customer 8260	\$ 12,744.20	\$ 12,829.38	0.67%	\$ 1,917.18	\$ 2,027.83	5.77%
MGS-S Customer 8261	\$ 14,006.87	\$ 14,106.62	0.71%	\$ 1,991.57	\$ 2,128.61	6.88%
MGS-S Customer 8262	\$ 13,824.89	\$ 13,924.07	0.72%	\$ 1,965.79	\$ 2,102.46	6.95%
MGS-S Customer 8263	\$ 13,434.00	\$ 13,517.55	0.62%	\$ 1,846.16	\$ 1,956.00	5.95%
MGS-S Customer 8264	\$ 22,613.04	\$ 22,739.27	0.56%	\$ 3,192.39	\$ 3,346.66	4.83%
MGS-S Customer 8265	\$ 19,809.17	\$ 19,922.89	0.57%	\$ 2,626.00	\$ 2,772.19	5.57%
MGS-S Customer 8266	\$ 9,748.06	\$ 9,835.34	0.90%	\$ 1,425.53	\$ 1,554.41	9.04%
MGS-S Customer 8267	\$ 45,720.07	\$ 45,859.59	0.31%	\$ 3,793.39	\$ 3,956.14	4.29%
MGS-S Customer 8268	\$ 19,637.96	\$ 19,762.09	0.63%	\$ 3,097.27	\$ 3,250.18	4.94%
MGS-S Customer 8269	\$ 30,854.48	\$ 31,001.47	0.48%	\$ 4,127.60	\$ 4,294.84	4.05%
MGS-S Customer 8270	\$ 97,455.14	\$ 97,700.54	0.25%	\$ 8,595.18	\$ 8,826.81	2.69%
MGS-S Customer 8271	\$ 18,692.13	\$ 18,789.10	0.52%	\$ 1,864.30	\$ 1,999.42	7.25%
MGS-S Customer 8272	\$ 9,285.37	\$ 9,361.13	0.82%	\$ 1,490.74	\$ 1,595.34	7.02%
MGS-S Customer 8273	\$ 5,332.90	\$ 5,402.87	1.31%	\$ 1,230.30	\$ 1,331.33	8.21%
MGS-S Customer 8274	\$ 17,196.44	\$ 17,284.12	0.51%	\$ 2,032.98	\$ 2,145.46	5.53%
MGS-S Customer 8275	\$ 126,385.42	\$ 126,664.65	0.22%	\$ 10,128.04	\$ 10,381.57	2.50%
MGS-S Customer 8276	\$ 5,705.61	\$ 5,778.55	1.28%	\$ 1,365.30	\$ 1,468.25	7.54%
MGS-S Customer 8277	\$ 12,885.87	\$ 12,990.99	0.82%	\$ 2,224.45	\$ 2,367.91	6.45%

Internal Use

Customer	Bundled 8/23 Prices	Bundled 1/24 Prices	Bundled % Difference	Distribution 1/24 Prices	Distribution 8/24 Prices	Distribution % Difference
MGS-S Customer 8278	\$ 10,700.97	\$ 10,795.67	0.88%	\$ 1,763.55	\$ 1,897.37	7.59%
MGS-S Customer 8279	\$ 9,254.30	\$ 9,348.34	1.02%	\$ 1,734.29	\$ 1,867.74	7.69%
MGS-S Customer 8280	\$ 23,877.73	\$ 23,993.66	0.49%	\$ 2,725.14	\$ 2,872.71	5.42%
MGS-S Customer 8281	\$ 33,623.14	\$ 33,752.67	0.39%	\$ 3,336.64	\$ 3,494.36	4.73%
MGS-S Customer 8282	\$ 27,674.60	\$ 27,815.12	0.51%	\$ 3,838.82	\$ 4,002.24	4.26%
MGS-S Customer 8283	\$ 26,972.12	\$ 27,104.29	0.49%	\$ 3,463.25	\$ 3,621.51	4.57%
MGS-S Customer 8284	\$ 23,053.40	\$ 23,175.46	0.53%	\$ 3,001.69	\$ 3,153.12	5.04%
MGS-S Customer 8285	\$ 19,266.82	\$ 19,381.03	0.59%	\$ 2,646.04	\$ 2,792.37	5.53%
MGS-S Customer 8286	\$ 57,150.52	\$ 57,336.48	0.33%	\$ 5,900.03	\$ 6,093.06	3.27%
MGS-S Customer 8287	\$ 2,476.66	\$ 2,551.13	3.01%	\$ 845.62	\$ 966.23	14.26%
MGS-S Customer 8288	\$ 14,512.36	\$ 14,612.92	0.69%	\$ 2,028.94	\$ 2,166.53	6.78%
MGS-S Customer 8289	\$ 15,598.67	\$ 15,698.62	0.64%	\$ 1,998.93	\$ 2,135.93	6.85%
MGS-S Customer 8290	\$ 13,713.06	\$ 13,793.43	0.59%	\$ 1,700.90	\$ 1,808.60	6.33%
MGS-S Customer 8291	\$ 17,407.70	\$ 17,493.33	0.49%	\$ 1,938.97	\$ 2,050.03	5.73%
MGS-S Customer 8292	\$ 6,369.49	\$ 6,450.67	1.27%	\$ 1,738.64	\$ 1,846.93	6.23%
MGS-S Customer 8293	\$ 14,114.70	\$ 14,195.45	0.57%	\$ 1,718.73	\$ 1,826.70	6.28%
MGS-S Customer 8294	\$ 5,208.46	\$ 5,292.11	1.61%	\$ 1,260.09	\$ 1,386.55	10.04%
MGS-S Customer 8295	\$ 14,900.98	\$ 15,002.90	0.68%	\$ 2,090.26	\$ 2,228.74	6.63%
MGS-S Customer 8296	\$ 16,647.52	\$ 16,755.40	0.65%	\$ 2,358.99	\$ 2,501.20	6.03%
MGS-S Customer 8297	\$ 19,480.15	\$ 19,573.47	0.48%	\$ 2,287.89	\$ 2,403.96	5.07%
MGS-S Customer 8298	\$ 4,539.00	\$ 4,619.65	1.78%	\$ 1,110.50	\$ 1,239.40	11.61%
MGS-S Customer 8299	\$ 13,227.71	\$ 13,330.95	0.78%	\$ 2,148.25	\$ 2,287.41	6.48%
MGS-S Customer 8300	\$ 17,696.17	\$ 17,798.34	0.58%	\$ 2,100.55	\$ 2,239.08	6.59%
MGS-S Customer 8301	\$ 10,038.51	\$ 10,134.10	0.95%	\$ 1,803.48	\$ 1,937.85	7.45%
MGS-S Customer 8302	\$ 7,504.87	\$ 7,576.36	0.95%	\$ 1,299.49	\$ 1,401.51	7.85%
MGS-S Customer 8303	\$ 11,162.05	\$ 11,238.33	0.68%	\$ 1,515.34	\$ 1,620.38	6.93%
MGS-S Customer 8304	\$ 12,702.80	\$ 12,834.37	1.04%	\$ 3,432.01	\$ 3,589.52	4.59%
MGS-S Customer 8305	\$ 5,801.04	\$ 5,887.69	1.49%	\$ 1,396.49	\$ 1,524.92	9.20%
MGS-S Customer 8306	\$ 11,913.01	\$ 11,996.03	0.70%	\$ 1,821.95	\$ 1,931.45	6.01%
MGS-S Customer 8307	\$ 13,662.03	\$ 13,764.42	0.75%	\$ 2,109.28	\$ 2,247.87	6.57%
MGS-S Customer 8308	\$ 10,350.27	\$ 10,460.13	1.06%	\$ 2,449.49	\$ 2,593.03	5.86%
MGS-S Customer 8309	\$ 10,173.37	\$ 10,280.97	1.06%	\$ 2,346.42	\$ 2,488.47	6.05%
MGS-S Customer 8310	\$ 95,278.72	\$ 95,519.47	0.25%	\$ 8,378.17	\$ 8,606.26	2.72%
MGS-S Customer 8311	\$ 18,062.33	\$ 18,214.34	0.84%	\$ 4,319.56	\$ 4,501.72	4.22%
MGS-S Customer 8312	\$ 15,183.31	\$ 15,289.48	0.70%	\$ 2,281.40	\$ 2,422.49	6.18%
MGS-S Customer 8313	\$ 14,456.25	\$ 14,586.38	0.90%	\$ 3,215.68	\$ 3,418.59	6.31%
MGS-S Customer 8314	\$ 143,635.77	\$ 143,915.43	0.19%	\$ 10,146.61	\$ 10,400.34	2.50%
MGS-S Customer 8315	\$ 12,509.96	\$ 12,613.16	0.82%	\$ 2,148.31	\$ 2,287.60	6.48%
MGS-S Customer 8316	\$ 10,934.86	\$ 11,032.18	0.89%	\$ 1,881.29	\$ 2,016.74	7.20%
MGS-S Customer 8317	\$ 41,969.45	\$ 42,123.17	0.37%	\$ 4,435.65	\$ 4,607.48	3.87%

Internal Use

Customer	Bundled 8/23 Prices	Bundled 1/24 Prices	Bundled % Difference	Distribution 1/24 Prices	Distribution 8/24 Prices	Distribution % Difference
MGS-S Customer 8318	\$ 30,272.00	\$ 30,372.42	0.33%	\$ 2,609.55	\$ 2,730.23	4.62%
MGS-S Customer 8319	\$ 6,910.62	\$ 6,989.73	1.14%	\$ 1,643.70	\$ 1,750.56	6.50%
MGS-S Customer 8320	\$ 21,699.74	\$ 21,819.09	0.55%	\$ 2,878.36	\$ 3,027.97	5.20%
MGS-S Customer 8321	\$ 33,534.77	\$ 33,669.56	0.40%	\$ 3,575.43	\$ 3,734.80	4.46%
MGS-S Customer 8322	\$ 17,062.69	\$ 17,167.64	0.62%	\$ 2,226.99	\$ 2,367.38	6.30%
MGS-S Customer 8323	\$ 24,881.62	\$ 24,996.20	0.46%	\$ 2,664.23	\$ 2,810.92	5.51%
MGS-S Customer 8324	\$ 12,563.23	\$ 12,672.08	0.87%	\$ 2,402.98	\$ 2,545.84	5.95%
MGS-S Customer 8325	\$ 58,669.00	\$ 58,823.49	0.26%	\$ 5,061.82	\$ 5,217.69	3.08%
MGS-S Customer 8326	\$ 12,038.34	\$ 12,121.21	0.69%	\$ 1,814.33	\$ 1,923.65	6.03%
MGS-S Customer 8327	\$ 29,921.90	\$ 30,052.11	0.44%	\$ 3,373.05	\$ 3,529.94	4.65%
MGS-S Customer 8328	\$ 7,851.62	\$ 7,920.35	0.88%	\$ 1,173.64	\$ 1,273.80	8.53%
MGS-S Customer 8329	\$ 12,261.83	\$ 12,331.11	0.57%	\$ 1,201.04	\$ 1,301.78	8.39%
MGS-S Customer 8330	\$ 29,912.69	\$ 30,044.31	0.44%	\$ 3,436.45	\$ 3,594.18	4.59%
MGS-S Customer 8331	\$ 10,617.16	\$ 10,710.53	0.88%	\$ 1,702.22	\$ 1,835.10	7.81%
MGS-S Customer 8332	\$ 24,430.30	\$ 24,574.42	0.59%	\$ 4,588.10	\$ 4,736.96	3.24%
MGS-S Customer 8333	\$ 17,091.25	\$ 17,201.13	0.64%	\$ 2,452.57	\$ 2,596.34	5.86%
MGS-S Customer 8334	\$ 18,057.07	\$ 18,158.10	0.56%	\$ 2,049.62	\$ 2,187.48	6.73%
MGS-S Customer 8335	\$ 8,589.30	\$ 8,663.48	0.86%	\$ 1,420.69	\$ 1,524.38	7.30%
MGS-S Customer 8336	\$ 43,523.59	\$ 43,695.68	0.40%	\$ 5,273.42	\$ 5,457.61	3.49%
MGS-S Customer 8337	\$ 10,536.94	\$ 10,637.35	0.95%	\$ 2,021.48	\$ 2,158.94	6.80%
MGS-S Customer 8338	\$ 6,943.01	\$ 7,029.40	1.24%	\$ 1,386.24	\$ 1,514.62	9.26%
MGS-S Customer 8339	\$ 54,966.57	\$ 55,138.98	0.31%	\$ 5,285.98	\$ 5,470.24	3.49%
MGS-S Customer 8340	\$ 13,750.38	\$ 13,859.92	0.80%	\$ 2,434.37	\$ 2,577.69	5.89%
MGS-S Customer 8341	\$ 18,227.41	\$ 18,337.40	0.60%	\$ 2,455.59	\$ 2,599.25	5.85%
MGS-S Customer 8342	\$ 11,501.76	\$ 11,604.30	0.89%	\$ 2,117.10	\$ 2,255.84	6.55%
MGS-S Customer 8343	\$ 9,501.69	\$ 9,607.85	1.12%	\$ 2,280.43	\$ 2,421.49	6.19%
MGS-S Customer 8344	\$ 41,664.68	\$ 41,883.37	0.52%	\$ 7,121.39	\$ 7,414.40	4.11%
MGS-S Customer 8345	\$ 16,103.23	\$ 16,211.45	0.67%	\$ 2,375.94	\$ 2,518.50	6.00%
MGS-S Customer 8346	\$ 37,998.63	\$ 38,173.76	0.46%	\$ 5,397.15	\$ 5,582.13	3.43%
MGS-S Customer 8347	\$ 3,626.13	\$ 3,706.06	2.20%	\$ 1,091.88	\$ 1,215.95	11.36%
MGS-S Customer 8348	\$ 2,992.25	\$ 3,067.46	2.51%	\$ 878.57	\$ 999.63	13.78%
MGS-S Customer 8349	\$ 23,228.61	\$ 23,349.13	0.52%	\$ 2,930.10	\$ 3,080.36	5.13%
MGS-S Customer 8350	\$ 82,839.62	\$ 83,348.71	0.61%	\$ 19,299.85	\$ 20,080.47	4.04%
MGS-S Customer 8351	\$ 13,516.21	\$ 13,596.66	0.60%	\$ 1,704.66	\$ 1,812.42	6.32%
MGS-S Customer 8352	\$ 87,461.95	\$ 87,670.77	0.24%	\$ 6,933.76	\$ 7,141.40	2.99%
MGS-S Customer 8353	\$ 59,239.21	\$ 59,444.25	0.35%	\$ 6,769.56	\$ 6,975.35	3.04%
MGS-S Customer 8354	\$ 12,534.95	\$ 12,656.27	0.97%	\$ 2,970.35	\$ 3,121.43	5.09%
MGS-S Customer 8355	\$ 20,260.14	\$ 20,380.17	0.59%	\$ 2,910.84	\$ 3,061.01	5.16%
MGS-S Customer 8356	\$ 14,052.30	\$ 14,138.86	0.62%	\$ 1,983.29	\$ 2,095.12	5.64%
MGS-S Customer 8357	\$ 9,131.14	\$ 9,198.38	0.74%	\$ 1,106.41	\$ 1,205.63	8.97%

Internal Use

Customer	Bundled 8/23 Prices	Bundled 1/24 Prices	Bundled % Difference	Distribution 1/24 Prices	Distribution 8/24 Prices	Distribution % Difference
MGS-S Customer 8358	\$ 77,718.86	\$ 77,927.17	0.27%	\$ 6,913.45	\$ 7,120.97	3.00%
MGS-S Customer 8359	\$ 9,222.24	\$ 9,320.10	1.06%	\$ 1,905.98	\$ 2,041.79	7.13%
MGS-S Customer 8360	\$ 38,498.49	\$ 38,676.10	0.46%	\$ 5,516.56	\$ 5,703.74	3.39%
MGS-S Customer 8361	\$ 29,457.47	\$ 29,592.69	0.46%	\$ 3,599.19	\$ 3,759.22	4.45%
MGS-S Customer 8362	\$ 8,832.24	\$ 8,910.24	0.88%	\$ 1,593.92	\$ 1,700.11	6.66%
MGS-S Customer 8363	\$ 57,654.06	\$ 57,809.53	0.27%	\$ 4,517.99	\$ 4,691.21	3.83%
MGS-S Customer 8364	\$ 12,714.54	\$ 12,811.85	0.77%	\$ 1,880.86	\$ 2,016.30	7.20%
MGS-S Customer 8365	\$ 10,449.19	\$ 10,550.56	0.97%	\$ 2,064.94	\$ 2,203.02	6.69%
MGS-S Customer 8366	\$ 31,688.35	\$ 31,800.49	0.35%	\$ 3,140.92	\$ 3,269.21	4.08%
MGS-S Customer 8367	\$ 23,761.16	\$ 23,872.28	0.47%	\$ 3,093.69	\$ 3,221.25	4.12%
MGS-S Customer 8368	\$ 12,888.36	\$ 12,967.39	0.61%	\$ 1,640.38	\$ 1,747.22	6.51%
MGS-S Customer 8369	\$ 24,571.19	\$ 24,711.77	0.57%	\$ 3,840.83	\$ 4,004.24	4.25%
MGS-S Customer 8370	\$ 10,479.54	\$ 10,572.63	0.89%	\$ 1,690.33	\$ 1,823.09	7.85%
MGS-S Customer 8371	\$ 11,094.76	\$ 11,190.52	0.86%	\$ 1,812.07	\$ 1,946.62	7.43%
MGS-S Customer 8372	\$ 9,359.43	\$ 9,458.22	1.06%	\$ 1,947.80	\$ 2,084.20	7.00%
MGS-S Customer 8373	\$ 24,833.63	\$ 24,953.97	0.48%	\$ 2,925.77	\$ 3,076.27	5.14%
MGS-S Customer 8374	\$ 25,596.72	\$ 25,696.96	0.39%	\$ 2,602.36	\$ 2,723.00	4.64%
MGS-S Customer 8375	\$ 36,221.17	\$ 36,398.24	0.49%	\$ 5,491.63	\$ 5,678.40	3.40%
MGS-S Customer 8376	\$ 41,473.74	\$ 41,620.62	0.35%	\$ 4,127.87	\$ 4,295.49	4.06%
MGS-S Customer 8377	\$ 14,068.26	\$ 14,174.56	0.76%	\$ 2,289.54	\$ 2,430.91	6.17%
MGS-S Customer 8378	\$ 12,131.04	\$ 12,227.56	0.80%	\$ 1,846.03	\$ 1,981.05	7.31%
MGS-S Customer 8379	\$ 172,192.56	\$ 172,558.19	0.21%	\$ 13,788.37	\$ 14,176.13	2.81%
MGS-S Customer 8380	\$ 22,252.00	\$ 22,387.63	0.61%	\$ 3,618.87	\$ 3,779.24	4.43%
MGS-S Customer 8381	\$ 10,957.82	\$ 11,085.79	1.17%	\$ 3,273.50	\$ 3,429.09	4.75%
MGS-S Customer 8382	\$ 23,031.37	\$ 23,156.77	0.54%	\$ 3,153.62	\$ 3,307.24	4.87%
MGS-S Customer 8383	\$ 8,006.95	\$ 8,106.92	1.25%	\$ 2,001.27	\$ 2,138.42	6.85%
MGS-S Customer 8384	\$ 13,135.09	\$ 13,213.62	0.60%	\$ 1,618.26	\$ 1,724.82	6.58%
MGS-S Customer 8385	\$ 7,624.03	\$ 7,741.77	1.54%	\$ 2,609.73	\$ 2,818.24	7.99%
MGS-S Customer 8386	\$ 17,025.85	\$ 17,130.94	0.62%	\$ 2,233.68	\$ 2,374.17	6.29%
MGS-S Customer 8387	\$ 8,447.83	\$ 8,539.95	1.09%	\$ 1,646.48	\$ 1,778.63	8.03%
MGS-S Customer 8388	\$ 8,022.36	\$ 8,117.20	1.18%	\$ 1,769.36	\$ 1,903.24	7.57%
MGS-S Customer 8389	\$ 7,033.59	\$ 7,130.26	1.37%	\$ 2,433.83	\$ 2,551.62	4.84%
MGS-S Customer 8390	\$ 8,423.88	\$ 8,495.16	0.85%	\$ 701.04	\$ 819.60	16.91%
MGS-S Customer 8391	\$ 8,694.68	\$ 8,766.20	0.82%	\$ 1,300.52	\$ 1,402.53	7.84%
MGS-S Customer 8392	\$ 19,548.96	\$ 19,660.30	0.57%	\$ 2,517.79	\$ 2,662.41	5.74%
MGS-S Customer 8393	\$ 14,545.11	\$ 14,648.91	0.71%	\$ 2,174.56	\$ 2,314.15	6.42%
MGS-S Customer 8394	\$ 18,048.00	\$ 18,151.73	0.57%	\$ 2,170.91	\$ 2,310.44	6.43%
MGS-S Customer 8395	\$ 17,034.58	\$ 17,126.61	0.54%	\$ 2,229.30	\$ 2,344.54	5.17%
MGS-S Customer 8396	\$ 17,959.40	\$ 18,075.08	0.64%	\$ 2,714.47	\$ 2,861.90	5.43%
MGS-S Customer 8397	\$ 14,592.60	\$ 14,693.68	0.69%	\$ 2,052.41	\$ 2,190.36	6.72%

Internal Use

Customer	Bundled 8/23 Prices	Bundled 1/24 Prices	Bundled % Difference	Distribution 1/24 Prices	Distribution 8/24 Prices	Distribution % Difference
MGS-S Customer 8398	\$ 24,530.88	\$ 24,642.56	0.46%	\$ 2,532.55	\$ 2,677.33	5.72%
MGS-S Customer 8399	\$ 146,414.99	\$ 146,740.90	0.22%	\$ 12,223.84	\$ 12,505.97	2.31%
MGS-S Customer 8400	\$ 17,392.61	\$ 17,494.21	0.58%	\$ 2,041.83	\$ 2,190.36	7.27%
MGS-S Customer 8401	\$ 65,594.59	\$ 65,799.67	0.31%	\$ 6,768.15	\$ 6,973.71	3.04%
MGS-S Customer 8402	\$ 11,964.49	\$ 12,027.16	0.52%	\$ 897.84	\$ 993.98	10.71%
MGS-S Customer 8403	\$ 13,000.13	\$ 13,107.50	0.83%	\$ 2,336.01	\$ 2,477.90	6.07%
MGS-S Customer 8404	\$ 64,708.75	\$ 64,874.91	0.26%	\$ 4,963.57	\$ 5,155.22	3.86%
MGS-S Customer 8405	\$ 6,218.16	\$ 6,298.21	1.29%	\$ 1,097.96	\$ 1,222.18	11.31%
MGS-S Customer 8406	\$ 24,281.11	\$ 24,426.30	0.60%	\$ 4,050.20	\$ 4,216.63	4.11%
MGS-S Customer 8407	\$ 29,880.25	\$ 30,026.12	0.49%	\$ 4,083.10	\$ 4,250.15	4.09%
MGS-S Customer 8408	\$ 9,780.03	\$ 9,877.65	1.00%	\$ 1,893.74	\$ 2,029.28	7.16%
MGS-S Customer 8409	\$ 60,765.57	\$ 60,950.19	0.30%	\$ 5,838.38	\$ 6,030.45	3.29%
MGS-S Customer 8410	\$ 24,769.39	\$ 24,900.33	0.53%	\$ 3,406.18	\$ 3,563.52	4.62%
MGS-S Customer 8411	\$ 23,826.60	\$ 23,969.81	0.60%	\$ 3,957.87	\$ 4,123.85	4.19%
MGS-S Customer 8412	\$ 15,229.81	\$ 15,396.40	1.09%	\$ 5,018.07	\$ 5,198.20	3.59%
MGS-S Customer 8413	\$ 932.07	\$ 1,003.90	7.71%	\$ 725.84	\$ 844.75	16.38%
MGS-S Customer 8414	\$ 14,532.38	\$ 14,614.91	0.57%	\$ 1,799.28	\$ 1,908.40	6.06%
MGS-S Customer 8415	\$ 9,613.04	\$ 9,704.31	0.95%	\$ 1,607.20	\$ 1,738.72	8.18%
MGS-S Customer 8416	\$ 60,741.06	\$ 60,893.09	0.25%	\$ 4,290.38	\$ 4,482.35	4.47%
MGS-S Customer 8417	\$ 10,648.30	\$ 10,749.36	0.95%	\$ 2,051.78	\$ 2,189.71	6.72%
MGS-S Customer 8418	\$ 14,216.58	\$ 14,293.17	0.54%	\$ 1,529.50	\$ 1,634.73	6.88%
MGS-S Customer 8419	\$ 22,167.69	\$ 22,277.34	0.49%	\$ 2,439.03	\$ 2,582.40	5.88%
MGS-S Customer 8420	\$ 11,789.37	\$ 11,882.39	0.79%	\$ 1,686.55	\$ 1,819.22	7.87%
MGS-S Customer 8421	\$ 14,359.52	\$ 14,452.90	0.65%	\$ 1,702.57	\$ 1,835.45	7.80%
MGS-S Customer 8422	\$ 87,284.86	\$ 87,567.75	0.32%	\$ 10,239.32	\$ 10,512.94	2.67%
MGS-S Customer 8423	\$ 116,366.79	\$ 116,848.88	0.41%	\$ 19,102.26	\$ 19,550.60	2.35%
MGS-S Customer 8424	\$ 6,372.80	\$ 6,439.42	1.05%	\$ 1,077.33	\$ 1,176.09	9.17%
MGS-S Customer 8425	\$ 10,269.18	\$ 10,347.61	0.76%	\$ 1,611.32	\$ 1,717.61	6.60%
MGS-S Customer 8426	\$ 29,293.17	\$ 29,410.75	0.40%	\$ 3,384.09	\$ 3,515.63	3.89%
MGS-S Customer 8427	\$ 24,215.31	\$ 24,341.11	0.52%	\$ 3,174.05	\$ 3,328.14	4.85%
MGS-S Customer 8428	\$ 24,889.03	\$ 25,011.27	0.49%	\$ 3,008.86	\$ 3,160.30	5.03%
MGS-S Customer 8429	\$ 9,072.05	\$ 9,146.67	0.82%	\$ 1,440.39	\$ 1,544.36	7.22%
MGS-S Customer 8430	\$ 10,126.69	\$ 10,205.66	0.78%	\$ 1,636.31	\$ 1,743.02	6.52%
MGS-S Customer 8431	\$ 26,552.16	\$ 26,665.38	0.43%	\$ 3,187.28	\$ 3,316.05	4.04%
MGS-S Customer 8432	\$ 31,017.88	\$ 31,141.34	0.40%	\$ 3,650.44	\$ 3,785.79	3.71%
MGS-S Customer 8433	\$ 12,293.19	\$ 12,402.96	0.89%	\$ 2,450.15	\$ 2,594.03	5.87%
MGS-S Customer 8434	\$ 10,849.52	\$ 10,931.37	0.75%	\$ 1,768.61	\$ 1,877.32	6.15%
MGS-S Customer 8435	\$ 8,103.70	\$ 8,195.02	1.13%	\$ 1,608.62	\$ 1,740.10	8.17%
MGS-S Customer 8436	\$ 36,071.68	\$ 36,194.29	0.34%	\$ 3,615.89	\$ 3,750.98	3.74%
MGS-S Customer 8437	\$ 19,801.68	\$ 19,930.80	0.65%	\$ 3,321.37	\$ 3,477.31	4.70%

Internal Use

Customer	Bundled 8/23 Prices	Bundled 1/24 Prices	Bundled % Difference	Distribution 1/24 Prices	Distribution 8/24 Prices	Distribution % Difference
MGS-S Customer 8438	\$ 11,141.95	\$ 11,217.73	0.68%	\$ 1,493.19	\$ 1,597.93	7.01%
MGS-S Customer 8439	\$ 5,375.03	\$ 5,447.37	1.35%	\$ 1,341.09	\$ 1,443.95	7.67%
MGS-S Customer 8440	\$ 16,867.57	\$ 16,955.99	0.52%	\$ 2,067.93	\$ 2,181.02	5.47%
MGS-S Customer 8441	\$ 22,297.22	\$ 22,409.35	0.50%	\$ 2,552.48	\$ 2,697.51	5.68%
MGS-S Customer 8442	\$ 7,209.79	\$ 7,290.18	1.12%	\$ 1,701.91	\$ 1,809.63	6.33%
MGS-S Customer 8443	\$ 5,303.51	\$ 5,383.39	1.51%	\$ 1,090.48	\$ 1,214.60	11.38%
MGS-S Customer 8444	\$ 9,075.71	\$ 9,160.61	0.94%	\$ 1,903.12	\$ 2,013.49	5.80%
MGS-S Customer 8445	\$ 32,827.66	\$ 32,962.62	0.41%	\$ 3,589.04	\$ 3,749.01	4.46%
MGS-S Customer 8446	\$ 13,996.12	\$ 14,097.07	0.72%	\$ 2,045.36	\$ 2,183.10	6.73%
MGS-S Customer 8447	\$ 8,706.99	\$ 8,805.68	1.13%	\$ 1,943.00	\$ 2,079.30	7.01%
MGS-S Customer 8448	\$ 6,092.20	\$ 6,204.06	1.84%	\$ 2,541.18	\$ 2,686.10	5.70%
MGS-S Customer 8449	\$ 26,153.48	\$ 26,283.58	0.50%	\$ 3,367.92	\$ 3,524.69	4.65%
MGS-S Customer 8450	\$ 20,634.88	\$ 20,748.18	0.55%	\$ 2,605.37	\$ 2,751.16	5.60%
MGS-S Customer 8451	\$ 18,260.77	\$ 18,362.70	0.56%	\$ 2,089.91	\$ 2,228.31	6.62%
MGS-S Customer 8452	\$ 62,309.34	\$ 62,505.89	0.32%	\$ 6,379.96	\$ 6,579.83	3.13%
MGS-S Customer 8453	\$ 10,821.08	\$ 10,910.46	0.83%	\$ 2,107.35	\$ 2,220.74	5.38%
MGS-S Customer 8454	\$ 1,585.83	\$ 1,643.13	3.61%	\$ 655.01	\$ 747.73	14.16%
MGS-S Customer 8455	\$ 31,905.92	\$ 32,131.04	0.71%	\$ 7,142.90	\$ 7,522.46	5.31%
MGS-S Customer 8456	\$ 8,165.78	\$ 8,256.37	1.11%	\$ 1,577.71	\$ 1,708.92	8.32%
MGS-S Customer 8457	\$ 27,058.89	\$ 27,187.68	0.48%	\$ 3,307.71	\$ 3,463.58	4.71%
MGS-S Customer 8458	\$ 7,292.46	\$ 7,363.87	0.98%	\$ 1,296.93	\$ 1,399.00	7.87%
MGS-S Customer 8459	\$ 12,465.24	\$ 12,565.35	0.80%	\$ 2,008.79	\$ 2,146.14	6.84%
MGS-S Customer 8460	\$ 14,262.48	\$ 14,360.89	0.69%	\$ 1,931.33	\$ 2,067.53	7.05%
MGS-S Customer 8461	\$ 7,539.83	\$ 7,634.05	1.25%	\$ 1,739.16	\$ 1,872.44	7.66%
MGS-S Customer 8462	\$ 8,199.72	\$ 8,286.06	1.05%	\$ 1,383.69	\$ 1,512.03	9.28%
MGS-S Customer 8463	\$ 15,066.95	\$ 15,153.98	0.58%	\$ 2,003.71	\$ 2,115.79	5.59%
MGS-S Customer 8464	\$ 18,365.11	\$ 18,464.59	0.54%	\$ 1,978.49	\$ 2,115.28	6.91%
MGS-S Customer 8465	\$ 7,048.37	\$ 7,140.03	1.30%	\$ 1,621.88	\$ 1,753.41	8.11%
MGS-S Customer 8466	\$ 9,816.44	\$ 9,904.97	0.90%	\$ 2,070.67	\$ 2,183.63	5.46%
MGS-S Customer 8467	\$ 46,670.35	\$ 46,833.88	0.35%	\$ 4,887.04	\$ 5,065.84	3.66%
MGS-S Customer 8468	\$ 94,388.29	\$ 94,642.77	0.27%	\$ 8,888.75	\$ 9,159.62	3.05%
MGS-S Customer 8469	\$ 14,674.48	\$ 14,756.80	0.56%	\$ 1,789.44	\$ 1,898.41	6.09%
MGS-S Customer 8470	\$ 26,127.07	\$ 26,244.25	0.45%	\$ 3,371.31	\$ 3,503.05	3.91%
MGS-S Customer 8471	\$ 10,252.07	\$ 10,357.62	1.03%	\$ 2,253.94	\$ 2,394.67	6.24%
MGS-S Customer 8472	\$ 11,917.83	\$ 11,997.43	0.67%	\$ 1,666.46	\$ 1,773.71	6.44%
MGS-S Customer 8473	\$ 27,862.71	\$ 27,984.89	0.44%	\$ 3,008.93	\$ 3,160.56	5.04%
MGS-S Customer 8474	\$ 18,645.82	\$ 18,765.64	0.64%	\$ 2,900.52	\$ 3,050.53	5.17%
MGS-S Customer 8475	\$ 37,423.54	\$ 37,571.48	0.40%	\$ 4,174.33	\$ 4,342.51	4.03%
MGS-S Customer 8476	\$ 20,126.30	\$ 20,218.88	0.46%	\$ 2,254.65	\$ 2,370.29	5.13%
MGS-S Customer 8477	\$ 10,231.84	\$ 10,323.93	0.90%	\$ 1,644.11	\$ 1,776.14	8.03%

Internal Use

Customer	Bundled 8/23 Prices	Bundled 1/24 Prices	Bundled % Difference	Distribution 1/24 Prices	Distribution 8/24 Prices	Distribution % Difference
MGS-S Customer 8478	\$ 65,677.97	\$ 65,850.22	0.26%	\$ 5,276.49	\$ 5,460.41	3.49%
MGS-S Customer 8479	\$ 16,206.22	\$ 16,305.44	0.61%	\$ 1,967.54	\$ 2,104.25	6.95%
MGS-S Customer 8480	\$ 20,274.85	\$ 20,378.82	0.51%	\$ 2,182.98	\$ 2,322.77	6.40%
MGS-S Customer 8481	\$ 8,552.84	\$ 8,625.65	0.85%	\$ 1,359.30	\$ 1,462.19	7.57%
MGS-S Customer 8482	\$ 22,993.37	\$ 23,117.61	0.54%	\$ 3,088.31	\$ 3,244.62	5.06%
MGS-S Customer 8483	\$ 27,142.87	\$ 27,319.77	0.65%	\$ 5,191.39	\$ 5,468.58	5.34%
MGS-S Customer 8484	\$ 107,880.69	\$ 108,308.39	0.40%	\$ 16,192.86	\$ 16,743.76	3.40%
MGS-S Customer 8485	\$ 16,683.17	\$ 16,773.26	0.54%	\$ 2,141.35	\$ 2,255.34	5.32%
MGS-S Customer 8486	\$ 42,372.71	\$ 42,594.92	0.52%	\$ 7,269.70	\$ 7,568.08	4.10%
MGS-S Customer 8487	\$ 21,409.47	\$ 21,524.81	0.54%	\$ 2,695.46	\$ 2,842.38	5.45%
MGS-S Customer 8488	\$ 25,867.81	\$ 25,970.60	0.40%	\$ 2,716.42	\$ 2,838.59	4.50%
MGS-S Customer 8489	\$ 19,923.66	\$ 20,032.33	0.55%	\$ 2,994.10	\$ 3,121.03	4.24%
MGS-S Customer 8490	\$ 75,589.20	\$ 75,909.79	0.42%	\$ 12,000.33	\$ 12,280.48	2.33%
MGS-S Customer 8491	\$ 108,731.35	\$ 109,005.06	0.25%	\$ 9,867.66	\$ 10,116.76	2.52%
MGS-S Customer 8492	\$ 54,214.70	\$ 54,427.99	0.39%	\$ 7,132.50	\$ 7,342.73	2.95%
MGS-S Customer 8493	\$ 6,710.89	\$ 6,798.44	1.30%	\$ 1,439.69	\$ 1,568.90	8.97%
MGS-S Customer 8494	\$ 5,932.79	\$ 6,004.18	1.20%	\$ 1,300.42	\$ 1,402.82	7.87%
MGS-S Customer 8495	\$ 12,812.86	\$ 12,888.56	0.59%	\$ 1,489.66	\$ 1,594.36	7.03%
MGS-S Customer 8496	\$ 12,969.47	\$ 13,086.23	0.90%	\$ 2,760.96	\$ 2,908.90	5.36%
MGS-S Customer 8497	\$ 79,860.49	\$ 80,090.20	0.29%	\$ 7,884.67	\$ 8,106.17	2.81%
MGS-S Customer 8498	\$ 10,809.10	\$ 10,903.86	0.88%	\$ 1,765.26	\$ 1,899.05	7.58%
MGS-S Customer 8499	\$ 18,936.87	\$ 19,044.23	0.57%	\$ 2,923.52	\$ 3,048.68	4.28%
MGS-S Customer 8500	\$ 23,377.16	\$ 23,496.86	0.51%	\$ 2,898.36	\$ 3,048.55	5.18%
MGS-S Customer 8501	\$ 31,227.20	\$ 31,378.80	0.49%	\$ 4,336.80	\$ 4,509.89	3.99%
MGS-S Customer 8502	\$ 68,746.85	\$ 68,908.21	0.23%	\$ 4,783.53	\$ 4,960.49	3.70%
MGS-S Customer 8503	\$ 17,470.07	\$ 17,559.19	0.51%	\$ 2,098.34	\$ 2,211.76	5.41%
MGS-S Customer 8504	\$ 29,879.35	\$ 30,003.90	0.42%	\$ 3,114.38	\$ 3,267.40	4.91%
MGS-S Customer 8505	\$ 50,162.45	\$ 50,390.37	0.45%	\$ 7,668.12	\$ 7,926.43	3.37%
MGS-S Customer 8506	\$ 4,429.70	\$ 4,500.98	1.61%	\$ 701.04	\$ 819.60	16.91%
MGS-S Customer 8507	\$ 12,879.65	\$ 12,970.68	0.71%	\$ 2,190.23	\$ 2,305.36	5.26%
MGS-S Customer 8508	\$ 20,256.01	\$ 20,370.74	0.57%	\$ 2,671.06	\$ 2,817.83	5.49%
MGS-S Customer 8509	\$ 99,713.91	\$ 99,986.14	0.27%	\$ 9,813.79	\$ 10,063.05	2.54%
MGS-S Customer 8510	\$ 6,505.26	\$ 6,570.13	1.00%	\$ 998.34	\$ 1,096.01	9.78%
MGS-S Customer 8511	\$ 8,417.26	\$ 8,494.20	0.91%	\$ 1,549.38	\$ 1,655.18	6.83%
MGS-S Customer 8512	\$ 12,167.68	\$ 12,258.96	0.75%	\$ 1,607.68	\$ 1,739.22	8.18%
MGS-S Customer 8513	\$ 51,262.81	\$ 51,444.62	0.35%	\$ 5,709.76	\$ 5,899.90	3.33%
MGS-S Customer 8514	\$ 12,683.90	\$ 12,768.15	0.66%	\$ 1,881.35	\$ 1,991.95	5.88%
MGS-S Customer 8515	\$ 45,528.21	\$ 45,675.21	0.32%	\$ 4,132.33	\$ 4,299.94	4.06%
MGS-S Customer 8516	\$ 40,253.42	\$ 40,390.60	0.34%	\$ 3,688.49	\$ 3,849.83	4.37%
MGS-S Customer 8517	\$ 18,768.12	\$ 18,867.66	0.53%	\$ 1,981.42	\$ 2,118.27	6.91%

Internal Use

Customer	Bundled 8/23 Prices	Bundled 1/24 Prices	Bundled % Difference	Distribution 1/24 Prices	Distribution 8/24 Prices	Distribution % Difference
MGS-S Customer 8518	\$ 15,445.63	\$ 15,548.04	0.66%	\$ 2,111.10	\$ 2,249.79	6.57%
MGS-S Customer 8519	\$ 38,373.44	\$ 38,564.99	0.50%	\$ 6,149.79	\$ 6,346.12	3.19%
MGS-S Customer 8520	\$ 6,978.62	\$ 7,046.89	0.98%	\$ 1,152.68	\$ 1,252.55	8.66%
MGS-S Customer 8521	\$ 5,118.78	\$ 5,198.72	1.56%	\$ 1,093.60	\$ 1,217.76	11.35%
MGS-S Customer 8522	\$ 16,667.24	\$ 16,753.08	0.52%	\$ 1,949.21	\$ 2,060.47	5.71%
MGS-S Customer 8523	\$ 3,206.73	\$ 3,282.85	2.37%	\$ 919.72	\$ 1,041.36	13.23%
MGS-S Customer 8524	\$ 64,009.89	\$ 64,188.78	0.28%	\$ 5,578.51	\$ 5,766.86	3.38%
MGS-S Customer 8525	\$ 14,511.47	\$ 14,599.32	0.61%	\$ 2,038.26	\$ 2,150.65	5.51%
MGS-S Customer 8526	\$ 11,494.47	\$ 11,574.61	0.70%	\$ 1,689.98	\$ 1,797.49	6.36%
MGS-S Customer 8527	\$ 2,015.70	\$ 2,078.84	3.13%	\$ 919.39	\$ 1,015.85	10.49%
MGS-S Customer 8528	\$ 144,078.46	\$ 144,368.06	0.20%	\$ 10,576.97	\$ 10,841.62	2.50%
MGS-S Customer 8529	\$ 18,217.63	\$ 18,326.14	0.60%	\$ 2,388.82	\$ 2,531.54	5.97%
MGS-S Customer 8530	\$ 27,969.75	\$ 28,089.69	0.43%	\$ 2,907.83	\$ 3,058.04	5.17%
MGS-S Customer 8531	\$ 75,145.92	\$ 75,388.19	0.32%	\$ 8,437.52	\$ 8,665.80	2.71%
MGS-S Customer 8532	\$ 12,718.17	\$ 12,813.85	0.75%	\$ 1,806.83	\$ 1,941.20	7.44%
MGS-S Customer 8533	\$ 38,551.97	\$ 38,727.68	0.46%	\$ 5,428.10	\$ 5,613.85	3.42%
MGS-S Customer 8534	\$ 5,986.18	\$ 6,058.80	1.21%	\$ 1,350.65	\$ 1,453.40	7.61%
MGS-S Customer 8535	\$ 39,068.51	\$ 39,209.92	0.36%	\$ 3,875.74	\$ 4,039.46	4.22%
MGS-S Customer 8536	\$ 21,837.57	\$ 21,957.74	0.55%	\$ 2,917.94	\$ 3,068.26	5.15%
MGS-S Customer 8537	\$ 8,508.42	\$ 8,582.09	0.87%	\$ 1,397.71	\$ 1,501.09	7.40%
MGS-S Customer 8538	\$ 12,198.33	\$ 12,294.41	0.79%	\$ 1,825.49	\$ 1,960.13	7.38%
MGS-S Customer 8539	\$ 13,752.96	\$ 13,855.00	0.74%	\$ 2,095.38	\$ 2,233.93	6.61%
MGS-S Customer 8540	\$ 13,274.06	\$ 13,392.04	0.89%	\$ 2,817.02	\$ 2,965.79	5.28%
MGS-S Customer 8541	\$ 9,838.46	\$ 9,958.08	1.22%	\$ 2,891.27	\$ 3,041.10	5.18%
MGS-S Customer 8542	\$ 11,940.74	\$ 12,051.73	0.93%	\$ 2,502.98	\$ 2,647.45	5.77%
MGS-S Customer 8543	\$ 37,876.79	\$ 37,996.91	0.32%	\$ 3,503.55	\$ 3,637.09	3.81%
MGS-S Customer 8544	\$ 12,611.02	\$ 12,721.76	0.88%	\$ 2,491.25	\$ 2,635.54	5.79%
MGS-S Customer 8545	\$ 26,148.62	\$ 26,265.62	0.45%	\$ 3,361.03	\$ 3,492.48	3.91%
MGS-S Customer 8546	\$ 26,533.47	\$ 26,654.88	0.46%	\$ 2,973.38	\$ 3,124.46	5.08%
MGS-S Customer 8547	\$ 19,992.44	\$ 20,099.08	0.53%	\$ 2,300.95	\$ 2,442.22	6.14%
MGS-S Customer 8548	\$ 29,474.42	\$ 29,612.51	0.47%	\$ 3,729.27	\$ 3,891.16	4.34%
MGS-S Customer 8549	\$ 15,517.84	\$ 15,631.49	0.73%	\$ 2,621.24	\$ 2,767.24	5.57%
MGS-S Customer 8550	\$ 18,590.78	\$ 18,683.12	0.50%	\$ 2,246.28	\$ 2,361.96	5.15%
MGS-S Customer 8551	\$ 29,184.34	\$ 29,327.03	0.49%	\$ 3,937.37	\$ 4,102.20	4.19%
MGS-S Customer 8552	\$ 8,851.05	\$ 8,948.64	1.10%	\$ 1,892.70	\$ 2,028.26	7.16%
MGS-S Customer 8553	\$ 21,616.73	\$ 21,699.59	0.38%	\$ 1,813.57	\$ 1,922.87	6.03%
MGS-S Customer 8554	\$ 15,161.01	\$ 15,256.05	0.63%	\$ 2,373.22	\$ 2,491.06	4.97%
MGS-S Customer 8555	\$ 11,270.87	\$ 11,357.60	0.77%	\$ 1,994.33	\$ 2,106.57	5.63%
MGS-S Customer 8556	\$ 20,587.83	\$ 20,711.16	0.60%	\$ 3,649.16	\$ 3,784.81	3.72%
MGS-S Customer 8557	\$ 6,538.56	\$ 6,630.04	1.40%	\$ 1,619.29	\$ 1,751.15	8.14%

Internal Use

Customer	Bundled 8/23 Prices	Bundled 1/24 Prices	Bundled % Difference	Distribution 1/24 Prices	Distribution 8/24 Prices	Distribution % Difference
MGS-S Customer 8558	\$ 13,270.42	\$ 13,358.01	0.66%	\$ 2,028.26	\$ 2,140.65	5.54%
MGS-S Customer 8559	\$ 17,090.15	\$ 17,200.76	0.65%	\$ 2,483.79	\$ 2,627.84	5.80%
MGS-S Customer 8560	\$ 104,662.24	\$ 104,917.24	0.24%	\$ 9,023.63	\$ 9,260.94	2.63%
MGS-S Customer 8561	\$ 11,522.41	\$ 11,616.48	0.82%	\$ 1,734.51	\$ 1,867.87	7.69%
MGS-S Customer 8562	\$ 26,237.94	\$ 26,383.01	0.55%	\$ 4,046.39	\$ 4,212.87	4.11%
MGS-S Customer 8563	\$ 10,687.44	\$ 10,784.06	0.90%	\$ 1,848.76	\$ 1,983.70	7.30%
MGS-S Customer 8564	\$ 223,499.37	\$ 223,948.37	0.20%	\$ 17,815.01	\$ 18,179.56	2.05%
MGS-S Customer 8565	\$ 2,447.26	\$ 2,506.14	2.41%	\$ 726.72	\$ 820.45	12.90%
MGS-S Customer 8566	\$ 23,474.84	\$ 23,623.99	0.64%	\$ 4,173.16	\$ 4,359.66	4.47%
MGS-S Customer 8567	\$ 5,657.93	\$ 5,752.43	1.67%	\$ 1,750.11	\$ 1,883.44	7.62%
MGS-S Customer 8568	\$ 19,840.40	\$ 19,946.90	0.54%	\$ 2,297.33	\$ 2,438.73	6.15%
MGS-S Customer 8569	\$ 8,712.85	\$ 8,828.05	1.32%	\$ 2,692.60	\$ 2,839.73	5.46%
MGS-S Customer 8570	\$ 71,744.36	\$ 71,965.71	0.31%	\$ 7,498.11	\$ 7,713.58	2.87%
MGS-S Customer 8571	\$ 54,278.11	\$ 54,492.31	0.39%	\$ 7,177.05	\$ 7,388.12	2.94%
MGS-S Customer 8572	\$ 9,819.71	\$ 9,900.13	0.82%	\$ 1,703.91	\$ 1,811.69	6.33%
MGS-S Customer 8573	\$ 16,779.20	\$ 16,888.65	0.65%	\$ 2,430.87	\$ 2,574.17	5.90%
MGS-S Customer 8574	\$ 12,709.41	\$ 12,827.22	0.93%	\$ 3,397.93	\$ 3,529.90	3.88%
MGS-S Customer 8575	\$ 12,531.10	\$ 12,610.25	0.63%	\$ 1,645.81	\$ 1,752.73	6.50%
MGS-S Customer 8576	\$ 14,735.31	\$ 14,816.23	0.55%	\$ 1,726.14	\$ 1,834.21	6.26%
MGS-S Customer 8577	\$ 15,276.27	\$ 15,358.26	0.54%	\$ 1,773.68	\$ 1,882.37	6.13%
MGS-S Customer 8578	\$ 30,326.81	\$ 30,445.56	0.39%	\$ 2,852.31	\$ 3,001.64	5.24%
MGS-S Customer 8579	\$ 18,250.99	\$ 18,366.73	0.63%	\$ 2,718.75	\$ 2,866.35	5.43%
MGS-S Customer 8580	\$ 18,624.71	\$ 18,703.07	0.42%	\$ 1,609.72	\$ 1,716.12	6.61%
MGS-S Customer 8581	\$ 6,076.54	\$ 6,160.19	1.38%	\$ 1,261.39	\$ 1,387.95	10.03%
MGS-S Customer 8582	\$ 44,929.17	\$ 45,094.15	0.37%	\$ 4,947.52	\$ 5,126.81	3.62%
MGS-S Customer 8583	\$ 8,407.34	\$ 8,515.07	1.28%	\$ 2,360.61	\$ 2,503.42	6.05%
MGS-S Customer 8584	\$ 33,270.09	\$ 33,418.88	0.45%	\$ 4,215.63	\$ 4,384.59	4.01%
MGS-S Customer 8585	\$ 40,212.79	\$ 40,363.79	0.38%	\$ 4,306.40	\$ 4,475.97	3.94%
MGS-S Customer 8586	\$ 45,518.67	\$ 45,715.46	0.43%	\$ 6,389.52	\$ 6,589.44	3.13%
MGS-S Customer 8587	\$ 28,202.83	\$ 28,323.89	0.43%	\$ 2,956.86	\$ 3,107.68	5.10%
MGS-S Customer 8588	\$ 24,784.41	\$ 24,905.14	0.49%	\$ 2,941.02	\$ 3,091.52	5.12%
MGS-S Customer 8589	\$ 8,954.03	\$ 9,025.31	0.80%	\$ 701.04	\$ 819.60	16.91%
MGS-S Customer 8590	\$ 18,059.84	\$ 18,169.94	0.61%	\$ 2,461.31	\$ 2,605.12	5.84%
MGS-S Customer 8591	\$ 18,978.57	\$ 19,105.33	0.67%	\$ 3,215.75	\$ 3,370.32	4.81%
MGS-S Customer 8592	\$ 37,802.84	\$ 37,935.55	0.35%	\$ 3,484.25	\$ 3,642.54	4.54%
MGS-S Customer 8593	\$ 39,740.49	\$ 39,930.68	0.48%	\$ 6,090.34	\$ 6,285.96	3.21%
MGS-S Customer 8594	\$ 35,646.29	\$ 35,801.26	0.43%	\$ 4,496.35	\$ 4,669.33	3.85%
MGS-S Customer 8595	\$ 10,344.80	\$ 10,438.82	0.91%	\$ 1,730.50	\$ 1,863.69	7.70%
MGS-S Customer 8596	\$ 56,111.18	\$ 56,325.81	0.38%	\$ 7,195.72	\$ 7,407.01	2.94%
MGS-S Customer 8597	\$ 10,953.31	\$ 11,044.99	0.84%	\$ 1,624.17	\$ 1,755.83	8.11%

Internal Use

Customer	Bundled 8/23 Prices	Bundled 1/24 Prices	Bundled % Difference	Distribution 1/24 Prices	Distribution 8/24 Prices	Distribution % Difference
MGS-S Customer 8598	\$ 11,956.53	\$ 12,063.70	0.90%	\$ 2,328.33	\$ 2,470.21	6.09%
MGS-S Customer 8599	\$ 17,490.38	\$ 17,630.99	0.80%	\$ 3,837.50	\$ 4,000.55	4.25%
MGS-S Customer 8600	\$ 6,180.59	\$ 6,251.82	1.15%	\$ 1,289.35	\$ 1,391.36	7.91%
MGS-S Customer 8601	\$ 31,593.49	\$ 31,699.73	0.34%	\$ 2,873.68	\$ 2,998.18	4.33%
MGS-S Customer 8602	\$ 23,199.05	\$ 23,313.39	0.49%	\$ 2,650.04	\$ 2,796.29	5.52%
MGS-S Customer 8603	\$ 28,150.45	\$ 28,274.55	0.44%	\$ 3,094.57	\$ 3,247.36	4.94%
MGS-S Customer 8604	\$ 10,223.24	\$ 10,295.54	0.71%	\$ 1,335.40	\$ 1,437.89	7.67%
MGS-S Customer 8605	\$ 20,431.11	\$ 20,542.86	0.55%	\$ 2,536.14	\$ 2,681.00	5.71%
MGS-S Customer 8606	\$ 100,810.33	\$ 101,051.80	0.24%	\$ 8,409.64	\$ 8,638.44	2.72%
MGS-S Customer 8607	\$ 12,249.58	\$ 12,339.49	0.73%	\$ 2,133.34	\$ 2,247.22	5.34%
MGS-S Customer 8608	\$ 14,083.05	\$ 14,180.19	0.69%	\$ 1,873.57	\$ 2,008.92	7.22%
MGS-S Customer 8609	\$ 29,654.05	\$ 29,782.00	0.43%	\$ 3,268.81	\$ 3,424.08	4.75%
MGS-S Customer 8610	\$ 18,812.73	\$ 18,921.95	0.58%	\$ 2,420.74	\$ 2,563.91	5.91%
MGS-S Customer 8611	\$ 12,244.95	\$ 12,343.02	0.80%	\$ 1,915.06	\$ 2,050.98	7.10%
MGS-S Customer 8612	\$ 10,250.38	\$ 10,331.38	0.79%	\$ 1,734.23	\$ 1,842.73	6.26%
MGS-S Customer 8613	\$ 36,755.93	\$ 36,938.92	0.50%	\$ 5,763.18	\$ 5,954.10	3.31%
MGS-S Customer 8614	\$ 9,402.30	\$ 9,476.32	0.79%	\$ 1,412.92	\$ 1,516.50	7.33%
MGS-S Customer 8615	\$ 7,958.72	\$ 8,047.85	1.12%	\$ 1,510.88	\$ 1,641.07	8.62%
MGS-S Customer 8616	\$ 14,953.61	\$ 15,055.58	0.68%	\$ 2,092.35	\$ 2,230.84	6.62%
MGS-S Customer 8617	\$ 13,645.85	\$ 13,726.68	0.59%	\$ 1,720.87	\$ 1,828.79	6.27%
MGS-S Customer 8618	\$ 7,644.49	\$ 7,738.51	1.23%	\$ 1,732.43	\$ 1,865.80	7.70%
MGS-S Customer 8619	\$ 18,967.55	\$ 19,067.08	0.52%	\$ 2,569.57	\$ 2,689.72	4.68%
MGS-S Customer 8620	\$ 14,129.31	\$ 14,228.70	0.70%	\$ 1,977.40	\$ 2,114.38	6.93%
MGS-S Customer 8621	\$ 7,918.59	\$ 8,014.88	1.22%	\$ 1,834.89	\$ 1,969.68	7.35%
MGS-S Customer 8622	\$ 7,637.60	\$ 7,707.81	0.92%	\$ 1,240.34	\$ 1,341.45	8.15%
MGS-S Customer 8623	\$ 69,720.64	\$ 69,925.99	0.29%	\$ 6,770.86	\$ 6,975.79	3.03%
MGS-S Customer 8624	\$ 23,457.64	\$ 23,577.93	0.51%	\$ 2,923.79	\$ 3,074.25	5.15%
MGS-S Customer 8625	\$ 9,876.51	\$ 9,990.02	1.15%	\$ 2,614.19	\$ 2,760.06	5.58%
MGS-S Customer 8626	\$ 12,415.73	\$ 12,526.86	0.90%	\$ 2,508.22	\$ 2,652.70	5.76%
MGS-S Customer 8627	\$ 9,545.77	\$ 9,639.28	0.98%	\$ 1,708.73	\$ 1,841.71	7.78%
MGS-S Customer 8628	\$ 12,272.02	\$ 12,376.61	0.85%	\$ 2,210.85	\$ 2,351.01	6.34%
MGS-S Customer 8629	\$ 24,853.33	\$ 24,975.25	0.49%	\$ 2,996.04	\$ 3,147.42	5.05%
MGS-S Customer 8630	\$ 20,297.72	\$ 20,385.04	0.43%	\$ 2,016.08	\$ 2,128.27	5.56%
MGS-S Customer 8631	\$ 29,887.09	\$ 30,013.60	0.42%	\$ 3,205.73	\$ 3,360.22	4.82%
MGS-S Customer 8632	\$ 38,342.31	\$ 38,475.33	0.35%	\$ 3,498.50	\$ 3,657.02	4.53%
MGS-S Customer 8633	\$ 28,200.86	\$ 28,402.17	0.71%	\$ 6,593.33	\$ 6,796.12	3.08%
MGS-S Customer 8634	\$ 21,540.79	\$ 21,658.36	0.55%	\$ 2,800.15	\$ 2,948.81	5.31%
MGS-S Customer 8635	\$ 19,549.98	\$ 19,657.00	0.55%	\$ 2,320.78	\$ 2,462.49	6.11%
MGS-S Customer 8636	\$ 7,339.46	\$ 7,418.94	1.08%	\$ 1,660.12	\$ 1,767.19	6.45%
MGS-S Customer 8637	\$ 31,958.37	\$ 32,082.59	0.39%	\$ 3,101.05	\$ 3,253.99	4.93%

Customer	Bundled 8/23 Prices	Bundled 1/24 Prices	Bundled % Difference	Distribution 1/24 Prices	Distribution 8/24 Prices	Distribution % Difference
MGS-S Customer 8638	\$ 5,594.48	\$ 5,659.38	1.16%	\$ 1,003.59	\$ 1,101.57	9.76%
MGS-S Customer 8639	\$ 8,881.00	\$ 8,957.86	0.87%	\$ 1,545.88	\$ 1,651.63	6.84%
MGS-S Customer 8640	\$ 10,343.96	\$ 10,450.67	1.03%	\$ 2,304.51	\$ 2,445.85	6.13%
MGS-S Customer 8641	\$ 9,178.25	\$ 9,271.97	1.02%	\$ 1,718.44	\$ 1,851.57	7.75%
MGS-S Customer 8642	\$ 20,032.60	\$ 20,134.50	0.51%	\$ 2,088.76	\$ 2,227.16	6.63%
MGS-S Customer 8643	\$ 9,418.21	\$ 9,520.39	1.08%	\$ 2,102.43	\$ 2,241.12	6.60%
MGS-S Customer 8644	\$ 7,776.18	\$ 7,874.38	1.26%	\$ 1,922.47	\$ 2,058.57	7.08%
MGS-S Customer 8645	\$ 13,135.60	\$ 13,219.28	0.64%	\$ 1,851.36	\$ 1,961.21	5.93%
MGS-S Customer 8646	\$ 13,105.48	\$ 13,200.97	0.73%	\$ 1,797.87	\$ 1,932.10	7.47%
MGS-S Customer 8647	\$ 36,707.14	\$ 36,818.08	0.30%	\$ 3,086.81	\$ 3,214.33	4.13%
MGS-S Customer 8648	\$ 91,717.54	\$ 91,909.60	0.21%	\$ 6,762.88	\$ 6,942.99	2.66%
MGS-S Customer 8649	\$ 23,606.92	\$ 23,717.13	0.47%	\$ 2,466.88	\$ 2,610.78	5.83%
MGS-S Customer 8650	\$ 144,896.97	\$ 145,472.24	0.40%	\$ 22,560.37	\$ 23,304.13	3.30%
MGS-S Customer 8651	\$ 60,535.69	\$ 60,709.44	0.29%	\$ 5,346.43	\$ 5,531.51	3.46%
MGS-S Customer 8652	\$ 39,738.61	\$ 39,897.51	0.40%	\$ 5,251.28	\$ 5,409.15	3.01%
MGS-S Customer 8653	\$ 92,405.30	\$ 92,645.64	0.26%	\$ 8,356.30	\$ 8,584.83	2.73%
MGS-S Customer 8654	\$ 20,003.27	\$ 20,098.41	0.48%	\$ 2,370.99	\$ 2,488.33	4.95%
MGS-S Customer 8655	\$ 29,488.20	\$ 29,629.15	0.48%	\$ 3,825.12	\$ 3,999.36	4.56%
MGS-S Customer 8656	\$ 16,519.67	\$ 16,601.36	0.49%	\$ 1,760.68	\$ 1,869.23	6.17%
MGS-S Customer 8657	\$ 20,979.56	\$ 21,070.00	0.43%	\$ 2,157.46	\$ 2,271.70	5.30%
MGS-S Customer 8658	\$ 19,385.25	\$ 19,506.85	0.63%	\$ 2,980.91	\$ 3,132.02	5.07%
MGS-S Customer 8659	\$ 23,972.66	\$ 24,137.10	0.69%	\$ 4,924.93	\$ 5,104.02	3.64%
MGS-S Customer 8660	\$ 20,565.68	\$ 20,685.96	0.58%	\$ 2,921.63	\$ 3,071.93	5.14%
MGS-S Customer 8661	\$ 46,030.58	\$ 46,215.67	0.40%	\$ 5,858.49	\$ 6,050.74	3.28%
MGS-S Customer 8662	\$ 18,044.63	\$ 18,133.86	0.49%	\$ 2,103.10	\$ 2,216.61	5.40%
MGS-S Customer 8663	\$ 26,828.20	\$ 26,929.65	0.38%	\$ 2,656.12	\$ 2,777.47	4.57%
MGS-S Customer 8664	\$ 54,382.59	\$ 54,638.44	0.47%	\$ 9,057.97	\$ 9,295.48	2.62%
MGS-S Customer 8665	\$ 22,844.03	\$ 22,943.25	0.43%	\$ 2,554.67	\$ 2,674.52	4.69%
MGS-S Customer 8666	\$ 22,528.98	\$ 22,650.07	0.54%	\$ 2,962.54	\$ 3,113.75	5.10%
MGS-S Customer 8667	\$ 15,047.90	\$ 15,169.09	0.81%	\$ 2,961.85	\$ 3,112.65	5.09%
MGS-S Customer 8668	\$ 11,389.33	\$ 11,474.93	0.75%	\$ 1,938.22	\$ 2,049.32	5.73%
MGS-S Customer 8669	\$ 21,572.01	\$ 21,691.45	0.55%	\$ 2,883.56	\$ 3,033.32	5.19%
MGS-S Customer 8670	\$ 10,036.28	\$ 10,137.83	1.01%	\$ 2,072.05	\$ 2,210.14	6.66%
MGS-S Customer 8671	\$ 26,247.46	\$ 26,379.13	0.50%	\$ 3,438.04	\$ 3,595.75	4.59%
MGS-S Customer 8672	\$ 96,341.22	\$ 96,576.92	0.24%	\$ 8,153.60	\$ 8,378.78	2.76%
MGS-S Customer 8673	\$ 74,728.49	\$ 74,914.84	0.25%	\$ 5,914.87	\$ 6,107.91	3.26%
MGS-S Customer 8674	\$ 6,766.91	\$ 6,868.50	1.50%	\$ 2,074.38	\$ 2,212.54	6.66%
MGS-S Customer 8675	\$ 11,481.62	\$ 11,590.28	0.95%	\$ 2,394.48	\$ 2,537.21	5.96%
MGS-S Customer 8676	\$ 24,882.02	\$ 24,995.83	0.46%	\$ 3,215.74	\$ 3,345.04	4.02%
MGS-S Customer 8677	\$ 13,118.75	\$ 13,213.64	0.72%	\$ 2,363.27	\$ 2,480.74	4.97%

Internal Use

Customer	Bundled 8/23 Prices	Bundled 1/24 Prices	Bundled % Difference	Distribution 1/24 Prices	Distribution 8/24 Prices	Distribution % Difference
MGS-S Customer 8678	\$ 23,062.56	\$ 23,180.21	0.51%	\$ 2,801.80	\$ 2,950.34	5.30%
MGS-S Customer 8679	\$ 24,153.61	\$ 24,270.08	0.48%	\$ 3,334.21	\$ 3,465.08	3.93%
MGS-S Customer 8680	\$ 1,241.69	\$ 1,299.71	4.67%	\$ 688.77	\$ 782.03	13.54%
MGS-S Customer 8681	\$ 6,323.40	\$ 6,415.26	1.45%	\$ 1,632.16	\$ 1,763.91	8.07%
MGS-S Customer 8682	\$ 4,101.28	\$ 4,167.15	1.61%	\$ 1,046.52	\$ 1,145.03	9.41%
MGS-S Customer 8683	\$ 19,865.24	\$ 19,963.00	0.49%	\$ 2,489.16	\$ 2,608.14	4.78%
MGS-S Customer 8684	\$ 3,750.02	\$ 3,814.42	1.72%	\$ 979.04	\$ 1,076.54	9.96%
MGS-S Customer 8685	\$ 14,600.61	\$ 14,691.37	0.62%	\$ 2,172.01	\$ 2,286.46	5.27%
MGS-S Customer 8686	\$ 13,594.29	\$ 13,693.63	0.73%	\$ 1,972.43	\$ 2,109.16	6.93%
MGS-S Customer 8687	\$ 205,904.73	\$ 206,340.24	0.21%	\$ 17,216.78	\$ 17,572.12	2.06%
MGS-S Customer 8688	\$ 15,033.62	\$ 15,147.61	0.76%	\$ 2,635.54	\$ 2,781.68	5.54%
MGS-S Customer 8689	\$ 108,955.36	\$ 109,358.70	0.37%	\$ 15,478.50	\$ 15,892.70	2.68%
MGS-S Customer 8690	\$ 5,249.52	\$ 5,320.83	1.36%	\$ 1,293.51	\$ 1,395.62	7.89%
MGS-S Customer 8691	\$ 8,741.58	\$ 8,815.91	0.85%	\$ 1,428.22	\$ 1,532.09	7.27%
MGS-S Customer 8692	\$ 12,186.78	\$ 12,288.63	0.84%	\$ 2,084.49	\$ 2,222.71	6.63%
MGS-S Customer 8693	\$ 12,220.86	\$ 12,318.40	0.80%	\$ 1,890.90	\$ 2,026.45	7.17%
MGS-S Customer 8694	\$ 15,243.62	\$ 15,336.98	0.61%	\$ 2,294.92	\$ 2,411.46	5.08%
MGS-S Customer 8695	\$ 9,171.12	\$ 9,269.94	1.08%	\$ 1,952.89	\$ 2,089.61	7.00%
MGS-S Customer 8696	\$ 22,739.70	\$ 22,854.68	0.51%	\$ 2,681.57	\$ 2,828.44	5.48%
MGS-S Customer 8697	\$ 26,510.25	\$ 26,612.80	0.39%	\$ 2,707.58	\$ 2,829.78	4.51%
MGS-S Customer 8698	\$ 25,569.69	\$ 25,693.93	0.49%	\$ 3,102.42	\$ 3,255.41	4.93%
MGS-S Customer 8699	\$ 53,199.17	\$ 53,421.81	0.42%	\$ 7,556.25	\$ 7,772.52	2.86%
MGS-S Customer 8700	\$ 8,346.03	\$ 8,407.47	0.74%	\$ 842.13	\$ 937.48	11.32%
MGS-S Customer 8701	\$ 10,865.60	\$ 10,942.62	0.71%	\$ 1,549.34	\$ 1,654.89	6.81%
MGS-S Customer 8702	\$ 17,088.37	\$ 17,190.36	0.60%	\$ 2,094.45	\$ 2,233.04	6.62%
MGS-S Customer 8703	\$ 15,064.64	\$ 15,147.02	0.55%	\$ 1,792.11	\$ 1,901.13	6.08%
MGS-S Customer 8704	\$ 16,794.30	\$ 16,900.83	0.63%	\$ 2,300.15	\$ 2,441.70	6.15%
MGS-S Customer 8705	\$ 26,723.91	\$ 26,826.47	0.38%	\$ 2,705.83	\$ 2,827.86	4.51%
MGS-S Customer 8706	\$ 17,597.09	\$ 17,681.35	0.48%	\$ 1,877.36	\$ 1,987.59	5.87%
MGS-S Customer 8707	\$ 28,107.41	\$ 28,223.31	0.41%	\$ 2,723.27	\$ 2,870.75	5.42%
MGS-S Customer 8708	\$ 8,973.15	\$ 9,062.76	1.00%	\$ 1,532.00	\$ 1,662.46	8.52%
MGS-S Customer 8709	\$ 10,420.96	\$ 10,512.33	0.88%	\$ 1,611.53	\$ 1,743.12	8.17%
MGS-S Customer 8710	\$ 19,246.88	\$ 19,367.55	0.63%	\$ 2,936.86	\$ 3,087.22	5.12%
MGS-S Customer 8711	\$ 24,602.84	\$ 24,696.03	0.38%	\$ 2,282.80	\$ 2,398.90	5.09%
MGS-S Customer 8712	\$ 66,654.72	\$ 66,958.83	0.46%	\$ 10,925.91	\$ 11,295.14	3.38%
MGS-S Customer 8713	\$ 27,995.21	\$ 28,123.34	0.46%	\$ 3,276.99	\$ 3,432.37	4.74%
MGS-S Customer 8714	\$ 31,462.66	\$ 31,643.99	0.58%	\$ 5,687.18	\$ 5,876.93	3.34%
MGS-S Customer 8715	\$ 9,623.91	\$ 9,712.61	0.92%	\$ 1,489.92	\$ 1,619.72	8.71%
MGS-S Customer 8716	\$ 6,466.06	\$ 6,534.38	1.06%	\$ 1,155.03	\$ 1,254.94	8.65%
MGS-S Customer 8717	\$ 16,749.98	\$ 16,855.36	0.63%	\$ 2,246.07	\$ 2,386.70	6.26%

Internal Use

Customer	Bundled 8/23 Prices	Bundled 1/24 Prices	Bundled % Difference	Distribution 1/24 Prices	Distribution 8/24 Prices	Distribution % Difference
MGS-S Customer 8718	\$ 11,085.82	\$ 11,186.42	0.91%	\$ 2,029.99	\$ 2,167.57	6.78%
MGS-S Customer 8719	\$ 27,280.12	\$ 27,401.40	0.44%	\$ 2,967.64	\$ 3,118.66	5.09%
MGS-S Customer 8720	\$ 22,628.42	\$ 22,748.74	0.53%	\$ 2,924.55	\$ 3,074.98	5.14%
MGS-S Customer 8721	\$ 20,095.90	\$ 20,219.90	0.62%	\$ 3,093.41	\$ 3,246.40	4.95%
MGS-S Customer 8722	\$ 11,939.51	\$ 12,024.51	0.71%	\$ 1,910.87	\$ 2,021.57	5.79%
MGS-S Customer 8723	\$ 7,077.08	\$ 7,160.34	1.18%	\$ 1,244.35	\$ 1,370.69	10.15%
MGS-S Customer 8724	\$ 11,744.25	\$ 11,826.83	0.70%	\$ 1,804.73	\$ 1,914.16	6.06%
MGS-S Customer 8725	\$ 9,267.93	\$ 9,340.97	0.79%	\$ 1,370.08	\$ 1,473.14	7.52%
MGS-S Customer 8726	\$ 15,198.65	\$ 15,305.70	0.70%	\$ 2,320.62	\$ 2,462.24	6.10%
MGS-S Customer 8727	\$ 56,015.77	\$ 56,395.20	0.68%	\$ 13,488.16	\$ 14,164.46	5.01%
MGS-S Customer 8728	\$ 26,629.42	\$ 26,741.56	0.42%	\$ 3,142.04	\$ 3,270.43	4.09%
MGS-S Customer 8729	\$ 10,325.64	\$ 10,418.39	0.90%	\$ 1,674.98	\$ 1,807.53	7.91%
MGS-S Customer 8730	\$ 50,444.62	\$ 50,591.99	0.29%	\$ 4,149.72	\$ 4,317.60	4.05%
MGS-S Customer 8731	\$ 13,331.47	\$ 13,426.71	0.71%	\$ 1,786.74	\$ 1,920.83	7.50%
MGS-S Customer 8732	\$ 22,313.43	\$ 22,430.19	0.52%	\$ 2,759.40	\$ 2,907.21	5.36%
MGS-S Customer 8733	\$ 77,989.25	\$ 78,176.88	0.24%	\$ 5,976.38	\$ 6,170.53	3.25%
MGS-S Customer 8734	\$ 15,279.85	\$ 15,364.17	0.55%	\$ 1,879.47	\$ 1,989.70	5.86%
MGS-S Customer 8735	\$ 42,366.54	\$ 42,511.37	0.34%	\$ 4,035.63	\$ 4,201.93	4.12%
MGS-S Customer 8736	\$ 9,224.27	\$ 9,325.57	1.10%	\$ 2,063.76	\$ 2,201.96	6.70%
MGS-S Customer 8737	\$ 9,805.36	\$ 9,895.15	0.92%	\$ 1,540.41	\$ 1,670.99	8.48%
MGS-S Customer 8738	\$ 26,573.32	\$ 26,695.23	0.46%	\$ 2,996.54	\$ 3,147.96	5.05%
MGS-S Customer 8739	\$ 12,026.92	\$ 12,119.39	0.77%	\$ 1,661.88	\$ 1,794.21	7.96%
MGS-S Customer 8740	\$ 78,644.92	\$ 78,876.44	0.29%	\$ 7,966.41	\$ 8,189.07	2.79%
MGS-S Customer 8741	\$ 38,471.40	\$ 38,621.14	0.39%	\$ 4,258.59	\$ 4,428.12	3.98%
MGS-S Customer 8742	\$ 29,620.24	\$ 29,759.56	0.47%	\$ 3,781.33	\$ 3,943.71	4.29%
MGS-S Customer 8743	\$ 19,015.70	\$ 19,127.59	0.59%	\$ 2,543.32	\$ 2,688.35	5.70%
MGS-S Customer 8744	\$ 7,758.18	\$ 7,831.55	0.95%	\$ 1,385.76	\$ 1,489.10	7.46%
MGS-S Customer 8745	\$ 11,071.11	\$ 11,175.51	0.94%	\$ 2,197.61	\$ 2,337.24	6.35%
MGS-S Customer 8746	\$ 122,973.76	\$ 123,227.44	0.21%	\$ 8,967.25	\$ 9,204.00	2.64%
MGS-S Customer 8747	\$ 11,899.25	\$ 11,988.28	0.75%	\$ 1,502.80	\$ 1,632.65	8.64%
MGS-S Customer 8748	\$ 6,745.08	\$ 6,819.07	1.10%	\$ 1,410.93	\$ 1,514.41	7.33%
MGS-S Customer 8749	\$ 24,780.35	\$ 24,896.59	0.47%	\$ 2,737.35	\$ 2,884.95	5.39%
MGS-S Customer 8750	\$ 31,071.45	\$ 31,213.85	0.46%	\$ 3,923.84	\$ 4,088.45	4.20%
MGS-S Customer 8751	\$ 14,994.68	\$ 15,099.34	0.70%	\$ 2,213.39	\$ 2,353.55	6.33%
MGS-S Customer 8752	\$ 44,690.88	\$ 44,819.83	0.29%	\$ 3,903.03	\$ 4,042.25	3.57%
MGS-S Customer 8753	\$ 14,608.79	\$ 14,705.00	0.66%	\$ 1,830.82	\$ 1,965.53	7.36%
MGS-S Customer 8754	\$ 9,844.67	\$ 9,923.34	0.80%	\$ 1,624.21	\$ 1,730.83	6.56%
MGS-S Customer 8755	\$ 7,528.55	\$ 7,599.70	0.95%	\$ 1,283.50	\$ 1,385.27	7.93%
MGS-S Customer 8756	\$ 15,524.65	\$ 15,628.68	0.67%	\$ 2,186.12	\$ 2,326.00	6.40%
MGS-S Customer 8757	\$ 121,056.94	\$ 121,320.31	0.22%	\$ 9,410.55	\$ 9,653.94	2.59%

Internal Use

Customer	Bundled 8/23 Prices	Bundled 1/24 Prices	Bundled % Difference	Distribution 1/24 Prices	Distribution 8/24 Prices	Distribution % Difference
MGS-S Customer 8758	\$ 17,972.71	\$ 18,080.40	0.60%	\$ 2,351.44	\$ 2,493.63	6.05%
MGS-S Customer 8759	\$ 13,390.11	\$ 13,490.28	0.75%	\$ 2,011.54	\$ 2,148.90	6.83%
MGS-S Customer 8760	\$ 11,700.71	\$ 11,784.31	0.71%	\$ 1,847.05	\$ 1,956.82	5.94%
MGS-S Customer 8761	\$ 5,094.26	\$ 5,176.67	1.62%	\$ 1,203.90	\$ 1,329.55	10.44%
MGS-S Customer 8762	\$ 14,735.57	\$ 14,827.18	0.62%	\$ 2,210.27	\$ 2,325.26	5.20%
MGS-S Customer 8763	\$ 18,638.57	\$ 18,739.74	0.54%	\$ 2,055.61	\$ 2,193.54	6.71%
MGS-S Customer 8764	\$ 76,331.79	\$ 76,532.18	0.26%	\$ 6,553.00	\$ 6,755.30	3.09%
MGS-S Customer 8765	\$ 26,260.29	\$ 26,374.58	0.44%	\$ 2,650.49	\$ 2,796.96	5.53%
MGS-S Customer 8766	\$ 24,013.42	\$ 24,128.02	0.48%	\$ 2,663.68	\$ 2,810.28	5.50%
MGS-S Customer 8767	\$ 9,537.29	\$ 9,631.26	0.99%	\$ 1,729.85	\$ 1,863.14	7.71%
MGS-S Customer 8768	\$ 11,868.61	\$ 11,956.30	0.74%	\$ 2,033.58	\$ 2,146.07	5.53%
MGS-S Customer 8769	\$ 4,891.94	\$ 4,959.48	1.38%	\$ 1,123.02	\$ 1,222.71	8.88%
MGS-S Customer 8770	\$ 25,101.39	\$ 25,229.94	0.51%	\$ 3,297.70	\$ 3,453.47	4.72%
MGS-S Customer 8771	\$ 25,017.19	\$ 25,117.07	0.40%	\$ 2,584.32	\$ 2,704.58	4.65%
MGS-S Customer 8772	\$ 12,926.99	\$ 13,025.44	0.76%	\$ 1,933.15	\$ 2,069.38	7.05%
MGS-S Customer 8773	\$ 18,954.42	\$ 19,055.41	0.53%	\$ 2,636.92	\$ 2,758.11	4.60%
MGS-S Customer 8774	\$ 5,804.12	\$ 5,873.74	1.20%	\$ 1,217.23	\$ 1,318.24	8.30%
MGS-S Customer 8775	\$ 5,772.13	\$ 5,845.79	1.28%	\$ 1,398.47	\$ 1,501.93	7.40%
MGS-S Customer 8776	\$ 11,332.20	\$ 11,429.71	0.86%	\$ 1,890.84	\$ 2,026.48	7.17%
MGS-S Customer 8777	\$ 19,799.10	\$ 19,920.19	0.61%	\$ 2,962.48	\$ 3,113.66	5.10%
MGS-S Customer 8778	\$ 11,553.32	\$ 11,637.54	0.73%	\$ 1,877.59	\$ 1,987.95	5.88%
MGS-S Customer 8779	\$ 14,356.17	\$ 14,460.23	0.72%	\$ 2,186.95	\$ 2,326.78	6.39%
MGS-S Customer 8780	\$ 12,071.35	\$ 12,171.76	0.83%	\$ 2,020.62	\$ 2,158.03	6.80%
MGS-S Customer 8781	\$ 15,322.47	\$ 15,423.58	0.66%	\$ 2,052.71	\$ 2,190.57	6.72%
MGS-S Customer 8782	\$ 4,033.63	\$ 4,113.23	1.97%	\$ 1,077.57	\$ 1,201.49	11.50%
MGS-S Customer 8783	\$ 10,526.96	\$ 10,619.07	0.87%	\$ 1,644.96	\$ 1,777.01	8.03%
MGS-S Customer 8784	\$ 7,945.49	\$ 8,024.80	1.00%	\$ 1,652.93	\$ 1,759.92	6.47%
MGS-S Customer 8785	\$ 11,011.13	\$ 11,107.83	0.88%	\$ 1,853.22	\$ 1,988.26	7.29%
MGS-S Customer 8786	\$ 70,285.52	\$ 70,473.77	0.27%	\$ 6,000.76	\$ 6,195.00	3.24%
MGS-S Customer 8787	\$ 53,293.69	\$ 53,616.56	0.61%	\$ 12,110.21	\$ 12,392.41	2.33%
MGS-S Customer 8788	\$ 22,889.96	\$ 23,004.61	0.50%	\$ 2,666.58	\$ 2,813.24	5.50%
MGS-S Customer 8789	\$ 30,908.89	\$ 31,028.03	0.39%	\$ 2,869.38	\$ 3,018.90	5.21%
MGS-S Customer 8790	\$ 132,254.19	\$ 132,569.24	0.24%	\$ 11,554.87	\$ 11,892.05	2.92%
MGS-S Customer 8791	\$ 9,378.18	\$ 9,454.50	0.81%	\$ 1,514.62	\$ 1,619.45	6.92%
MGS-S Customer 8792	\$ 29,540.24	\$ 29,645.30	0.36%	\$ 2,820.27	\$ 2,944.01	4.39%
MGS-S Customer 8793	\$ 15,351.23	\$ 15,427.74	0.50%	\$ 1,526.36	\$ 1,631.58	6.89%
MGS-S Customer 8794	\$ 21,413.53	\$ 21,529.38	0.54%	\$ 2,721.10	\$ 2,868.57	5.42%
MGS-S Customer 8795	\$ 17,819.01	\$ 17,913.95	0.53%	\$ 2,366.30	\$ 2,483.83	4.97%
MGS-S Customer 8796	\$ 17,438.70	\$ 17,523.33	0.49%	\$ 1,893.78	\$ 2,004.22	5.83%
MGS-S Customer 8797	\$ 23,791.32	\$ 23,903.73	0.47%	\$ 3,153.19	\$ 3,281.65	4.07%

Internal Use

Customer	Bundled 8/23 Prices	Bundled 1/24 Prices	Bundled % Difference	Distribution 1/24 Prices	Distribution 8/24 Prices	Distribution % Difference
MGS-S Customer 8798	\$ 18,265.73	\$ 18,381.20	0.63%	\$ 2,704.07	\$ 2,851.31	5.45%
MGS-S Customer 8799	\$ 25,161.08	\$ 25,283.61	0.49%	\$ 3,023.31	\$ 3,175.05	5.02%
MGS-S Customer 8800	\$ 17,429.90	\$ 17,535.60	0.61%	\$ 2,261.51	\$ 2,402.44	6.23%
MGS-S Customer 8801	\$ 48,256.99	\$ 48,416.20	0.33%	\$ 4,685.64	\$ 4,861.15	3.75%
MGS-S Customer 8802	\$ 29,969.63	\$ 30,109.84	0.47%	\$ 3,825.56	\$ 3,988.82	4.27%
MGS-S Customer 8803	\$ 16,108.80	\$ 16,206.65	0.61%	\$ 1,905.48	\$ 2,041.26	7.13%
MGS-S Customer 8804	\$ 13,502.46	\$ 13,583.53	0.60%	\$ 1,733.38	\$ 1,841.59	6.24%
MGS-S Customer 8805	\$ 10,249.68	\$ 10,328.09	0.76%	\$ 1,613.68	\$ 1,720.21	6.60%
MGS-S Customer 8806	\$ 12,120.58	\$ 12,218.76	0.81%	\$ 1,920.38	\$ 2,056.38	7.08%
MGS-S Customer 8807	\$ 31,582.42	\$ 31,712.82	0.41%	\$ 3,383.24	\$ 3,540.35	4.64%
MGS-S Customer 8808	\$ 38,968.05	\$ 39,102.86	0.35%	\$ 4,167.11	\$ 4,309.98	3.43%
MGS-S Customer 8809	\$ 15,714.26	\$ 15,781.84	0.43%	\$ 1,119.91	\$ 1,219.19	8.86%
MGS-S Customer 8810	\$ 24,410.60	\$ 24,530.12	0.49%	\$ 2,887.71	\$ 3,037.57	5.19%
MGS-S Customer 8811	\$ 4,617.18	\$ 4,690.27	1.58%	\$ 1,373.17	\$ 1,476.32	7.51%
MGS-S Customer 8812	\$ 14,370.54	\$ 14,479.79	0.76%	\$ 2,422.30	\$ 2,565.51	5.91%
MGS-S Customer 8813	\$ 46,719.10	\$ 46,858.76	0.30%	\$ 3,800.27	\$ 3,963.18	4.29%
MGS-S Customer 8814	\$ 9,602.23	\$ 9,694.75	0.96%	\$ 1,663.20	\$ 1,795.48	7.95%
MGS-S Customer 8815	\$ 27,880.01	\$ 28,019.06	0.50%	\$ 3,772.15	\$ 3,934.62	4.31%
MGS-S Customer 8816	\$ 56,411.09	\$ 56,591.58	0.32%	\$ 5,652.13	\$ 5,841.60	3.35%
MGS-S Customer 8817	\$ 14,389.17	\$ 14,485.45	0.67%	\$ 1,834.16	\$ 1,968.94	7.35%
MGS-S Customer 8818	\$ 10,136.79	\$ 10,229.70	0.92%	\$ 1,681.54	\$ 1,814.12	7.88%
MGS-S Customer 8819	\$ 4,888.09	\$ 4,942.81	1.12%	\$ 538.56	\$ 629.64	16.91%
MGS-S Customer 8820	\$ 124,701.79	\$ 124,996.64	0.24%	\$ 10,835.22	\$ 11,098.81	2.43%
MGS-S Customer 8821	\$ 56,699.59	\$ 56,877.51	0.31%	\$ 5,537.02	\$ 5,724.94	3.39%
MGS-S Customer 8822	\$ 14,302.43	\$ 14,400.91	0.69%	\$ 1,899.89	\$ 2,045.97	7.69%
MGS-S Customer 8823	\$ 59,554.59	\$ 59,739.76	0.31%	\$ 5,863.60	\$ 6,056.73	3.29%
MGS-S Customer 8824	\$ 9,634.37	\$ 9,721.54	0.90%	\$ 2,009.59	\$ 2,121.72	5.58%
MGS-S Customer 8825	\$ 19,679.54	\$ 19,792.04	0.57%	\$ 2,570.50	\$ 2,715.89	5.66%
MGS-S Customer 8826	\$ 69,636.99	\$ 69,853.53	0.31%	\$ 7,248.69	\$ 7,473.25	3.10%
MGS-S Customer 8827	\$ 75,006.36	\$ 75,282.84	0.37%	\$ 9,645.60	\$ 10,006.43	3.74%
MGS-S Customer 8828	\$ 12,512.18	\$ 12,621.78	0.88%	\$ 2,438.48	\$ 2,581.91	5.88%
MGS-S Customer 8829	\$ 9,922.59	\$ 9,990.99	0.69%	\$ 1,159.13	\$ 1,259.12	8.63%
MGS-S Customer 8830	\$ 9,724.96	\$ 9,817.75	0.95%	\$ 1,676.17	\$ 1,808.69	7.91%
MGS-S Customer 8831	\$ 12,548.51	\$ 12,645.21	0.77%	\$ 1,853.42	\$ 1,988.50	7.29%
MGS-S Customer 8832	\$ 17,136.20	\$ 17,247.94	0.65%	\$ 2,534.20	\$ 2,678.93	5.71%
MGS-S Customer 8833	\$ 20,497.64	\$ 20,620.42	0.60%	\$ 3,040.50	\$ 3,192.89	5.01%
MGS-S Customer 8834	\$ 7,280.19	\$ 7,360.86	1.11%	\$ 1,715.36	\$ 1,823.32	6.29%
MGS-S Customer 8835	\$ 7,670.39	\$ 7,757.41	1.13%	\$ 1,411.95	\$ 1,540.52	9.11%
MGS-S Customer 8836	\$ 10,514.58	\$ 10,594.03	0.76%	\$ 1,659.65	\$ 1,766.76	6.45%
MGS-S Customer 8837	\$ 12,492.89	\$ 12,576.50	0.67%	\$ 1,850.66	\$ 1,960.69	5.95%

Internal Use

Customer	Bundled 8/23 Prices	Bundled 1/24 Prices	Bundled % Difference	Distribution 1/24 Prices	Distribution 8/24 Prices	Distribution % Difference
MGS-S Customer 8838	\$ 70,216.29	\$ 70,380.00	0.23%	\$ 4,889.41	\$ 5,067.81	3.65%
MGS-S Customer 8839	\$ 6,594.10	\$ 6,684.74	1.37%	\$ 1,580.49	\$ 1,711.77	8.31%
MGS-S Customer 8840	\$ 204,621.47	\$ 205,128.61	0.25%	\$ 20,455.43	\$ 20,856.54	1.96%
MGS-S Customer 8841	\$ 8,399.07	\$ 8,478.37	0.94%	\$ 1,655.14	\$ 1,762.37	6.48%
MGS-S Customer 8842	\$ 13,781.92	\$ 13,857.62	0.55%	\$ 1,489.82	\$ 1,594.52	7.03%
MGS-S Customer 8843	\$ 13,818.67	\$ 13,897.09	0.57%	\$ 1,612.55	\$ 1,718.99	6.60%
MGS-S Customer 8844	\$ 7,490.01	\$ 7,564.47	0.99%	\$ 1,434.50	\$ 1,538.46	7.25%
MGS-S Customer 8845	\$ 40,794.52	\$ 40,936.07	0.35%	\$ 3,887.37	\$ 4,051.58	4.22%
MGS-S Customer 8846	\$ 26,825.53	\$ 26,933.47	0.40%	\$ 2,951.52	\$ 3,077.17	4.26%
MGS-S Customer 8847	\$ 11,167.15	\$ 11,247.81	0.72%	\$ 1,713.82	\$ 1,821.67	6.29%
MGS-S Customer 8848	\$ 20,028.21	\$ 20,121.42	0.47%	\$ 2,280.94	\$ 2,396.78	5.08%
MGS-S Customer 8849	\$ 8,753.06	\$ 8,821.32	0.78%	\$ 1,152.96	\$ 1,252.86	8.66%
MGS-S Customer 8850	\$ 47,149.89	\$ 47,295.23	0.31%	\$ 4,644.78	\$ 4,794.55	3.22%
MGS-S Customer 8851	\$ 14,782.97	\$ 14,868.69	0.58%	\$ 1,943.20	\$ 2,054.35	5.72%
MGS-S Customer 8852	\$ 7,591.65	\$ 7,676.31	1.12%	\$ 1,307.38	\$ 1,434.63	9.73%
MGS-S Customer 8853	\$ 15,533.68	\$ 15,639.75	0.68%	\$ 2,279.65	\$ 2,420.90	6.20%
MGS-S Customer 8854	\$ 19,097.93	\$ 19,191.26	0.49%	\$ 2,289.29	\$ 2,405.47	5.07%
MGS-S Customer 8855	\$ 27,340.57	\$ 27,480.36	0.51%	\$ 3,803.59	\$ 3,966.36	4.28%
MGS-S Customer 8856	\$ 21,827.19	\$ 21,943.06	0.53%	\$ 2,701.29	\$ 2,854.73	5.68%
MGS-S Customer 8857	\$ 65,956.90	\$ 66,177.15	0.33%	\$ 7,452.26	\$ 7,667.33	2.89%
MGS-S Customer 8858	\$ 695.17	\$ 750.24	7.92%	\$ 554.22	\$ 645.52	16.47%
MGS-S Customer 8859	\$ 10,921.17	\$ 11,012.59	0.84%	\$ 1,613.44	\$ 1,745.03	8.16%
MGS-S Customer 8860	\$ 23,196.46	\$ 23,355.64	0.69%	\$ 4,687.26	\$ 4,862.99	3.75%
MGS-S Customer 8861	\$ 45,093.18	\$ 45,262.87	0.38%	\$ 5,164.65	\$ 5,347.29	3.54%
MGS-S Customer 8862	\$ 16,470.59	\$ 16,575.32	0.64%	\$ 2,214.65	\$ 2,354.70	6.32%
MGS-S Customer 8863	\$ 52,833.85	\$ 52,998.06	0.31%	\$ 4,905.32	\$ 5,083.49	3.63%
MGS-S Customer 8864	\$ 10,825.28	\$ 10,908.09	0.76%	\$ 1,812.28	\$ 1,921.63	6.03%
MGS-S Customer 8865	\$ 10,910.18	\$ 11,006.76	0.89%	\$ 1,848.98	\$ 1,984.04	7.30%
MGS-S Customer 8866	\$ 80,197.77	\$ 80,465.90	0.33%	\$ 9,641.09	\$ 9,888.80	2.57%
MGS-S Customer 8867	\$ 24,756.99	\$ 24,875.29	0.48%	\$ 3,419.86	\$ 3,552.13	3.87%
MGS-S Customer 8868	\$ 13,457.31	\$ 13,538.38	0.60%	\$ 1,732.99	\$ 1,841.15	6.24%
MGS-S Customer 8869	\$ 80,990.22	\$ 81,212.22	0.27%	\$ 7,529.51	\$ 7,745.56	2.87%
MGS-S Customer 8870	\$ 10,447.76	\$ 10,540.36	0.89%	\$ 1,667.55	\$ 1,799.93	7.94%
MGS-S Customer 8871	\$ 20,817.73	\$ 20,928.28	0.53%	\$ 2,481.09	\$ 2,625.12	5.81%
MGS-S Customer 8872	\$ 33,071.93	\$ 33,199.70	0.39%	\$ 3,261.51	\$ 3,416.69	4.76%
MGS-S Customer 8873	\$ 15,683.95	\$ 15,794.02	0.70%	\$ 2,460.08	\$ 2,603.87	5.84%
MGS-S Customer 8874	\$ 11,082.67	\$ 11,158.24	0.68%	\$ 1,483.35	\$ 1,587.94	7.05%
MGS-S Customer 8875	\$ 14,334.81	\$ 14,420.09	0.59%	\$ 1,923.20	\$ 2,034.06	5.76%
MGS-S Customer 8876	\$ 32,556.95	\$ 32,696.21	0.43%	\$ 3,782.68	\$ 3,945.33	4.30%
MGS-S Customer 8877	\$ 23,964.14	\$ 24,095.36	0.55%	\$ 3,419.26	\$ 3,576.82	4.61%

Internal Use

Customer	Bundled 8/23 Prices	Bundled 1/24 Prices	Bundled % Difference	Distribution 1/24 Prices	Distribution 8/24 Prices	Distribution % Difference
MGS-S Customer 8878	\$ 52,691.30	\$ 52,896.60	0.39%	\$ 6,769.34	\$ 6,974.26	3.03%
MGS-S Customer 8879	\$ 41,850.71	\$ 41,994.73	0.34%	\$ 3,998.85	\$ 4,164.65	4.15%
MGS-S Customer 8880	\$ 12,469.98	\$ 12,570.63	0.81%	\$ 2,032.82	\$ 2,170.47	6.77%
MGS-S Customer 8881	\$ 35,341.87	\$ 35,448.13	0.30%	\$ 2,873.87	\$ 2,998.31	4.33%
MGS-S Customer 8882	\$ 1,984.02	\$ 2,042.86	2.97%	\$ 724.89	\$ 818.59	12.93%
MGS-S Customer 8883	\$ 27,569.40	\$ 27,685.24	0.42%	\$ 2,721.69	\$ 2,869.21	5.42%
MGS-S Customer 8884	\$ 10,106.90	\$ 10,197.44	0.90%	\$ 1,574.06	\$ 1,705.13	8.33%
MGS-S Customer 8885	\$ 14,561.92	\$ 14,653.17	0.63%	\$ 2,194.14	\$ 2,308.89	5.23%
MGS-S Customer 8886	\$ 24,883.11	\$ 24,982.57	0.40%	\$ 2,566.70	\$ 2,686.80	4.68%
MGS-S Customer 8887	\$ 26,247.74	\$ 26,363.70	0.44%	\$ 3,309.80	\$ 3,440.20	3.94%
MGS-S Customer 8888	\$ 15,615.95	\$ 15,701.18	0.55%	\$ 1,921.34	\$ 2,032.19	5.77%
MGS-S Customer 8889	\$ 12,521.44	\$ 12,612.90	0.73%	\$ 1,613.21	\$ 1,744.65	8.15%
MGS-S Customer 8890	\$ 108,667.42	\$ 108,895.46	0.21%	\$ 7,806.39	\$ 8,026.59	2.82%
MGS-S Customer 8891	\$ 39,693.65	\$ 39,901.85	0.52%	\$ 6,626.75	\$ 6,918.89	4.41%
MGS-S Customer 8892	\$ 10,501.38	\$ 10,578.72	0.74%	\$ 1,563.62	\$ 1,669.37	6.76%
MGS-S Customer 8893	\$ 10,219.00	\$ 10,293.55	0.73%	\$ 1,437.64	\$ 1,541.60	7.23%
MGS-S Customer 8894	\$ 50,237.04	\$ 50,456.01	0.44%	\$ 7,241.20	\$ 7,500.88	3.59%
MGS-S Customer 8895	\$ 34,433.54	\$ 34,589.70	0.45%	\$ 4,543.19	\$ 4,716.37	3.81%
MGS-S Customer 8896	\$ 13,746.55	\$ 13,856.94	0.80%	\$ 2,474.02	\$ 2,617.99	5.82%
MGS-S Customer 8897	\$ 34,724.99	\$ 34,874.69	0.43%	\$ 4,252.81	\$ 4,421.98	3.98%
MGS-S Customer 8898	\$ 16,112.98	\$ 16,206.39	0.58%	\$ 1,703.74	\$ 1,836.61	7.80%
MGS-S Customer 8899	\$ 14,443.23	\$ 14,533.32	0.62%	\$ 2,141.82	\$ 2,255.84	5.32%
MGS-S Customer 8900	\$ 8,545.03	\$ 8,638.86	1.10%	\$ 1,722.21	\$ 1,855.31	7.73%
MGS-S Customer 8901	\$ 2,579.26	\$ 2,656.63	3.00%	\$ 976.38	\$ 1,098.82	12.54%
MGS-S Customer 8902	\$ 15,053.66	\$ 15,148.31	0.63%	\$ 1,760.60	\$ 1,894.33	7.60%
MGS-S Customer 8903	\$ 13,080.99	\$ 13,171.40	0.69%	\$ 1,567.90	\$ 1,698.85	8.35%
MGS-S Customer 8904	\$ 21,707.49	\$ 21,810.90	0.48%	\$ 2,157.49	\$ 2,296.89	6.46%
MGS-S Customer 8905	\$ 10,627.80	\$ 10,703.58	0.71%	\$ 1,493.09	\$ 1,597.84	7.02%
MGS-S Customer 8906	\$ 28,753.32	\$ 28,873.13	0.42%	\$ 2,901.62	\$ 3,051.74	5.17%
MGS-S Customer 8907	\$ 77,251.40	\$ 77,492.98	0.31%	\$ 8,309.74	\$ 8,570.33	3.14%
MGS-S Customer 8908	\$ 14,969.40	\$ 15,072.32	0.69%	\$ 2,135.77	\$ 2,274.90	6.51%
MGS-S Customer 8909	\$ 44,608.91	\$ 44,782.34	0.39%	\$ 5,330.52	\$ 5,515.27	3.47%
MGS-S Customer 8910	\$ 11,156.83	\$ 11,233.31	0.69%	\$ 1,523.73	\$ 1,628.81	6.90%
MGS-S Customer 8911	\$ 12,459.74	\$ 12,543.66	0.67%	\$ 1,865.27	\$ 1,975.55	5.91%
MGS-S Customer 8912	\$ 6,536.85	\$ 6,618.41	1.25%	\$ 1,754.70	\$ 1,863.16	6.18%
MGS-S Customer 8913	\$ 23,807.33	\$ 23,929.13	0.51%	\$ 2,988.45	\$ 3,139.56	5.06%
MGS-S Customer 8914	\$ 34,954.41	\$ 35,074.04	0.34%	\$ 2,885.65	\$ 3,034.98	5.17%
MGS-S Customer 8915	\$ 17,677.42	\$ 17,772.00	0.54%	\$ 2,346.35	\$ 2,463.36	4.99%
MGS-S Customer 8916	\$ 18,114.28	\$ 18,211.36	0.54%	\$ 2,457.72	\$ 2,576.19	4.82%
MGS-S Customer 8917	\$ 14,272.60	\$ 14,356.96	0.59%	\$ 1,881.85	\$ 1,992.14	5.86%

Internal Use

Customer	Bundled 8/23 Prices	Bundled 1/24 Prices	Bundled % Difference	Distribution 1/24 Prices	Distribution 8/24 Prices	Distribution % Difference
MGS-S Customer 8918	\$ 10,496.81	\$ 10,592.16	0.91%	\$ 1,792.30	\$ 1,926.50	7.49%
MGS-S Customer 8919	\$ 12,619.41	\$ 12,718.72	0.79%	\$ 1,970.59	\$ 2,107.25	6.93%
MGS-S Customer 8920	\$ 12,562.10	\$ 12,640.13	0.62%	\$ 1,595.23	\$ 1,701.42	6.66%
MGS-S Customer 8921	\$ 28,150.96	\$ 28,280.11	0.46%	\$ 3,321.49	\$ 3,477.37	4.69%
MGS-S Customer 8922	\$ 28,884.57	\$ 29,011.03	0.44%	\$ 3,203.13	\$ 3,357.54	4.82%
MGS-S Customer 8923	\$ 32,031.48	\$ 32,126.38	0.30%	\$ 2,359.45	\$ 2,476.55	4.96%
MGS-S Customer 8924	\$ 20,685.68	\$ 20,775.31	0.43%	\$ 2,120.79	\$ 2,234.51	5.36%
MGS-S Customer 8925	\$ 1,152.34	\$ 1,225.65	6.36%	\$ 793.08	\$ 912.94	15.11%
MGS-S Customer 8926	\$ 11,100.67	\$ 11,180.46	0.72%	\$ 1,675.08	\$ 1,782.42	6.41%
MGS-S Customer 8927	\$ 1,689.51	\$ 1,762.69	4.33%	\$ 786.82	\$ 906.59	15.22%
MGS-S Customer 8928	\$ 77,902.63	\$ 78,080.88	0.23%	\$ 5,550.68	\$ 5,738.70	3.39%
MGS-S Customer 8929	\$ 11,502.44	\$ 11,605.85	0.90%	\$ 2,159.43	\$ 2,299.01	6.46%
MGS-S Customer 8930	\$ 34,789.40	\$ 34,913.66	0.36%	\$ 3,102.76	\$ 3,255.70	4.93%
MGS-S Customer 8931	\$ 94,707.40	\$ 94,956.90	0.26%	\$ 8,778.94	\$ 9,013.05	2.67%
MGS-S Customer 8932	\$ 9,938.95	\$ 10,032.41	0.94%	\$ 1,706.54	\$ 1,839.49	7.79%
MGS-S Customer 8933	\$ 13,458.94	\$ 13,554.63	0.71%	\$ 1,807.23	\$ 1,941.63	7.44%
MGS-S Customer 8934	\$ 26,929.28	\$ 27,040.19	0.41%	\$ 2,496.15	\$ 2,640.30	5.77%
MGS-S Customer 8935	\$ 279,495.53	\$ 279,914.10	0.15%	\$ 16,439.97	\$ 16,783.56	2.09%
MGS-S Customer 8936	\$ 71,588.26	\$ 71,913.85	0.45%	\$ 12,170.59	\$ 12,468.38	2.45%
MGS-S Customer 8937	\$ 7,545.90	\$ 7,638.95	1.23%	\$ 1,684.80	\$ 1,817.22	7.86%
MGS-S Customer 8938	\$ 13,294.05	\$ 13,385.99	0.69%	\$ 2,226.25	\$ 2,341.54	5.18%
MGS-S Customer 8939	\$ 8,249.69	\$ 8,322.61	0.88%	\$ 1,362.84	\$ 1,465.66	7.54%
MGS-S Customer 8940	\$ 131,460.91	\$ 131,761.43	0.23%	\$ 11,087.54	\$ 11,354.44	2.41%
MGS-S Customer 8941	\$ 6,285.01	\$ 6,352.15	1.07%	\$ 1,101.03	\$ 1,200.11	9.00%
MGS-S Customer 8942	\$ 15,958.74	\$ 16,077.22	0.74%	\$ 2,839.53	\$ 2,988.62	5.25%
MGS-S Customer 8943	\$ 16,089.16	\$ 16,177.93	0.55%	\$ 2,082.22	\$ 2,195.39	5.44%
MGS-S Customer 8944	\$ 11,199.73	\$ 11,283.80	0.75%	\$ 1,868.01	\$ 1,978.02	5.89%
MGS-S Customer 8945	\$ 24,420.30	\$ 24,561.35	0.58%	\$ 3,861.12	\$ 4,024.74	4.24%
MGS-S Customer 8946	\$ 26,736.33	\$ 26,866.31	0.49%	\$ 3,944.62	\$ 4,084.07	3.54%
MGS-S Customer 8947	\$ 15,514.42	\$ 15,630.64	0.75%	\$ 2,738.92	\$ 2,886.68	5.39%
MGS-S Customer 8948	\$ 58,769.81	\$ 59,003.90	0.40%	\$ 8,064.57	\$ 8,287.36	2.76%
MGS-S Customer 8949	\$ 6,176.29	\$ 6,244.18	1.10%	\$ 1,133.77	\$ 1,233.23	8.77%
MGS-S Customer 8950	\$ 42,459.96	\$ 42,638.53	0.42%	\$ 5,472.07	\$ 5,687.88	3.94%
MGS-S Customer 8951	\$ 35,824.11	\$ 35,969.14	0.40%	\$ 4,043.90	\$ 4,210.27	4.11%
MGS-S Customer 8952	\$ 23,759.76	\$ 23,889.01	0.54%	\$ 3,326.12	\$ 3,482.07	4.69%
MGS-S Customer 8953	\$ 9,033.26	\$ 9,145.34	1.24%	\$ 2,549.64	\$ 2,694.60	5.69%
MGS-S Customer 8954	\$ 43,193.61	\$ 43,376.55	0.42%	\$ 5,759.54	\$ 5,950.32	3.31%
MGS-S Customer 8955	\$ 5,993.04	\$ 6,063.66	1.18%	\$ 1,263.65	\$ 1,365.41	8.05%
MGS-S Customer 8956	\$ 154,399.98	\$ 154,781.74	0.25%	\$ 14,771.33	\$ 15,091.04	2.16%
MGS-S Customer 8957	\$ 33,509.72	\$ 33,663.07	0.46%	\$ 4,419.40	\$ 4,591.05	3.88%

Customer	Bundled 8/23 Prices	Bundled 1/24 Prices	Bundled % Difference	Distribution 1/24 Prices	Distribution 8/24 Prices	Distribution % Difference
MGS-S Customer 8958	\$ 12,877.65	\$ 13,000.97	0.96%	\$ 3,058.69	\$ 3,210.92	4.98%
MGS-S Customer 8959	\$ 42,583.76	\$ 42,752.72	0.40%	\$ 5,121.75	\$ 5,303.12	3.54%
MGS-S Customer 8960	\$ 8,239.46	\$ 8,322.52	1.01%	\$ 1,821.10	\$ 1,930.39	6.00%
MGS-S Customer 8961	\$ 21,308.38	\$ 21,420.15	0.52%	\$ 2,534.84	\$ 2,679.55	5.71%
MGS-S Customer 8962	\$ 544.77	\$ 599.73	10.09%	\$ 549.74	\$ 640.98	16.60%
MGS-S Customer 8963	\$ 2,831.47	\$ 2,890.32	2.08%	\$ 726.01	\$ 819.76	12.91%
MGS-S Customer 8964	\$ 18,992.52	\$ 19,078.43	0.45%	\$ 1,952.07	\$ 2,063.35	5.70%
MGS-S Customer 8965	\$ 23,543.16	\$ 23,634.69	0.39%	\$ 2,206.48	\$ 2,321.41	5.21%
MGS-S Customer 8966	\$ 14,348.65	\$ 14,452.27	0.72%	\$ 2,165.92	\$ 2,305.37	6.44%
MGS-S Customer 8967	\$ 14,383.96	\$ 14,473.77	0.62%	\$ 2,127.82	\$ 2,241.54	5.34%
MGS-S Customer 8968	\$ 21,944.14	\$ 22,059.41	0.53%	\$ 2,696.01	\$ 2,843.19	5.46%
MGS-S Customer 8969	\$ 163,359.25	\$ 163,708.13	0.21%	\$ 13,119.69	\$ 13,467.19	2.65%
MGS-S Customer 8970	\$ 27,766.70	\$ 27,893.98	0.46%	\$ 3,239.52	\$ 3,394.42	4.78%
MGS-S Customer 8971	\$ 22,723.66	\$ 22,840.45	0.51%	\$ 2,763.11	\$ 2,911.11	5.36%
MGS-S Customer 8972	\$ 50,380.93	\$ 50,575.74	0.39%	\$ 6,296.17	\$ 6,494.52	3.15%
MGS-S Customer 8973	\$ 28,702.91	\$ 28,883.85	0.63%	\$ 5,670.25	\$ 5,859.90	3.34%
MGS-S Customer 8974	\$ 66,250.48	\$ 66,432.16	0.27%	\$ 5,693.65	\$ 5,882.85	3.32%
MGS-S Customer 8975	\$ 20,653.02	\$ 20,751.26	0.48%	\$ 2,510.57	\$ 2,629.83	4.75%
MGS-S Customer 8976	\$ 13,864.28	\$ 13,971.25	0.77%	\$ 2,318.22	\$ 2,459.89	6.11%
MGS-S Customer 8977	\$ 7,435.02	\$ 7,534.49	1.34%	\$ 1,980.08	\$ 2,117.02	6.92%
MGS-S Customer 8978	\$ 4,853.44	\$ 4,938.19	1.75%	\$ 1,900.39	\$ 2,011.01	5.82%
MGS-S Customer 8979	\$ 107,968.11	\$ 108,196.57	0.21%	\$ 7,825.69	\$ 8,046.20	2.82%
MGS-S Customer 8980	\$ 5,366.16	\$ 5,443.07	1.43%	\$ 1,544.66	\$ 1,650.16	6.83%
MGS-S Customer 8981	\$ 16,393.26	\$ 16,496.23	0.63%	\$ 2,137.88	\$ 2,277.03	6.51%
MGS-S Customer 8982	\$ 36,712.60	\$ 36,840.13	0.35%	\$ 3,249.86	\$ 3,404.85	4.77%
MGS-S Customer 8983	\$ 41,977.92	\$ 42,150.21	0.41%	\$ 5,283.62	\$ 5,468.05	3.49%
MGS-S Customer 8984	\$ 40,356.70	\$ 40,494.91	0.34%	\$ 3,734.52	\$ 3,896.48	4.34%
MGS-S Customer 8985	\$ 18,557.65	\$ 18,649.08	0.49%	\$ 2,202.21	\$ 2,317.09	5.22%
MGS-S Customer 8986	\$ 10,527.83	\$ 10,638.69	1.05%	\$ 2,494.33	\$ 2,638.50	5.78%
MGS-S Customer 8987	\$ 5,772.21	\$ 5,857.27	1.47%	\$ 1,915.87	\$ 2,026.80	5.79%
MGS-S Customer 8988	\$ 18,662.30	\$ 18,784.12	0.65%	\$ 2,943.77	\$ 3,107.50	5.56%
MGS-S Customer 8989	\$ 8,938.90	\$ 9,011.32	0.81%	\$ 1,338.72	\$ 1,441.10	7.65%
MGS-S Customer 8990	\$ 25,211.80	\$ 25,322.81	0.44%	\$ 2,502.67	\$ 2,647.05	5.77%
MGS-S Customer 8991	\$ 33,842.03	\$ 33,972.45	0.39%	\$ 3,381.24	\$ 3,538.12	4.64%
MGS-S Customer 8992	\$ 51,388.89	\$ 51,555.66	0.32%	\$ 5,029.89	\$ 5,210.41	3.59%
MGS-S Customer 8993	\$ 15,045.57	\$ 15,135.06	0.59%	\$ 2,120.89	\$ 2,235.04	5.38%
MGS-S Customer 8994	\$ 28,664.27	\$ 28,788.44	0.43%	\$ 3,098.69	\$ 3,251.57	4.93%
MGS-S Customer 8995	\$ 16,922.70	\$ 17,036.19	0.67%	\$ 2,615.29	\$ 2,761.28	5.58%
MGS-S Customer 8996	\$ 22,748.66	\$ 22,856.71	0.47%	\$ 2,957.22	\$ 3,083.00	4.25%
MGS-S Customer 8997	\$ 36,552.37	\$ 36,696.67	0.39%	\$ 4,007.38	\$ 4,173.02	4.13%

Internal Use

Customer	Bundled 8/23 Prices	Bundled 1/24 Prices	Bundled % Difference	Distribution 1/24 Prices	Distribution 8/24 Prices	Distribution % Difference
MGS-S Customer 8998	\$ 41,386.49	\$ 41,530.68	0.35%	\$ 4,005.42	\$ 4,171.24	4.14%
MGS-S Customer 8999	\$ 31,125.61	\$ 31,284.78	0.51%	\$ 4,682.92	\$ 4,858.29	3.74%
MGS-S Customer 9000	\$ 13,836.07	\$ 13,918.72	0.60%	\$ 1,803.85	\$ 1,912.99	6.05%
MGS-S Customer 9001	\$ 22,905.23	\$ 23,029.89	0.54%	\$ 3,124.28	\$ 3,277.77	4.91%
MGS-S Customer 9002	\$ 4,229.48	\$ 4,290.67	1.45%	\$ 830.80	\$ 925.99	11.46%
MGS-S Customer 9003	\$ 14,437.57	\$ 14,560.49	0.85%	\$ 3,043.26	\$ 3,195.44	5.00%
MGS-S Customer 9004	\$ 1,544.24	\$ 1,602.81	3.79%	\$ 712.51	\$ 806.04	13.13%
MGS-S Customer 9005	\$ 81,358.68	\$ 81,572.28	0.26%	\$ 7,069.95	\$ 7,304.94	3.32%
MGS-S Customer 9006	\$ 8,725.65	\$ 8,815.88	1.03%	\$ 1,559.73	\$ 1,690.57	8.39%
MGS-S Customer 9007	\$ 14,078.30	\$ 14,183.92	0.75%	\$ 2,258.79	\$ 2,399.72	6.24%
MGS-S Customer 9008	\$ 14,210.21	\$ 14,318.91	0.76%	\$ 2,396.47	\$ 2,539.24	5.96%
MGS-S Customer 9009	\$ 10,049.35	\$ 10,142.08	0.92%	\$ 1,671.89	\$ 1,804.26	7.92%
MGS-S Customer 9010	\$ 17,157.68	\$ 17,273.35	0.67%	\$ 2,711.78	\$ 2,859.01	5.43%
MGS-S Customer 9011	\$ 12,045.57	\$ 12,146.02	0.83%	\$ 2,022.88	\$ 2,160.31	6.79%
MGS-S Customer 9012	\$ 9,714.61	\$ 9,815.48	1.04%	\$ 2,041.62	\$ 2,179.33	6.75%
MGS-S Customer 9013	\$ 120,144.34	\$ 120,407.99	0.22%	\$ 9,421.45	\$ 9,664.87	2.58%
MGS-S Customer 9014	\$ 30,776.75	\$ 30,884.43	0.35%	\$ 2,938.70	\$ 3,064.10	4.27%
MGS-S Customer 9015	\$ 11,751.83	\$ 11,829.19	0.66%	\$ 1,564.75	\$ 1,670.52	6.76%
MGS-S Customer 9016	\$ 9,103.21	\$ 9,197.38	1.03%	\$ 1,737.81	\$ 1,871.15	7.67%
MGS-S Customer 9017	\$ 14,763.83	\$ 14,878.36	0.78%	\$ 2,657.67	\$ 2,803.95	5.50%
MGS-S Customer 9018	\$ 28,652.30	\$ 28,778.02	0.44%	\$ 3,169.30	\$ 3,323.21	4.86%
MGS-S Customer 9019	\$ 21,204.46	\$ 21,315.30	0.52%	\$ 2,492.63	\$ 2,636.72	5.78%
MGS-S Customer 9020	\$ 123,777.46	\$ 124,148.43	0.30%	\$ 14,281.34	\$ 14,593.95	2.19%
MGS-S Customer 9021	\$ 17,681.25	\$ 17,794.81	0.64%	\$ 2,618.05	\$ 2,764.08	5.58%
MGS-S Customer 9022	\$ 13,527.79	\$ 13,627.43	0.74%	\$ 1,986.28	\$ 2,123.20	6.89%
MGS-S Customer 9023	\$ 82,748.31	\$ 82,972.27	0.27%	\$ 7,587.51	\$ 7,814.06	2.99%
MGS-S Customer 9024	\$ 40,232.87	\$ 40,379.41	0.36%	\$ 4,111.38	\$ 4,278.69	4.07%
MGS-S Customer 9025	\$ 13,005.06	\$ 13,110.72	0.81%	\$ 2,257.63	\$ 2,398.33	6.23%
MGS-S Customer 9026	\$ 10,710.62	\$ 10,807.30	0.90%	\$ 1,852.01	\$ 1,987.02	7.29%
MGS-S Customer 9027	\$ 22,033.89	\$ 22,151.50	0.53%	\$ 2,799.87	\$ 2,948.38	5.30%
MGS-S Customer 9028	\$ 8,686.53	\$ 8,781.90	1.10%	\$ 1,792.53	\$ 1,926.65	7.48%
MGS-S Customer 9029	\$ 17,631.48	\$ 17,733.53	0.58%	\$ 2,094.15	\$ 2,232.55	6.61%
MGS-S Customer 9030	\$ 7,978.40	\$ 8,064.47	1.08%	\$ 1,371.09	\$ 1,499.22	9.35%
MGS-S Customer 9031	\$ 14,181.89	\$ 14,274.79	0.66%	\$ 1,680.22	\$ 1,812.73	7.89%
MGS-S Customer 9032	\$ 9,479.83	\$ 9,572.97	0.98%	\$ 1,692.40	\$ 1,825.19	7.85%
MGS-S Customer 9033	\$ 16,064.46	\$ 16,146.93	0.51%	\$ 1,796.08	\$ 1,905.11	6.07%
MGS-S Customer 9034	\$ 11,580.51	\$ 11,672.17	0.79%	\$ 1,622.75	\$ 1,754.36	8.11%
MGS-S Customer 9035	\$ 10,085.20	\$ 10,182.56	0.97%	\$ 1,883.89	\$ 2,019.44	7.20%
MGS-S Customer 9036	\$ 15,917.60	\$ 16,046.36	0.81%	\$ 3,301.56	\$ 3,456.99	4.71%
MGS-S Customer 9037	\$ 8,667.79	\$ 8,741.26	0.85%	\$ 1,388.64	\$ 1,491.90	7.44%

Internal Use

Customer	Bundled 8/23 Prices	Bundled 1/24 Prices	Bundled % Difference	Distribution 1/24 Prices	Distribution 8/24 Prices	Distribution % Difference
MGS-S Customer 9038	\$ 12,998.23	\$ 13,095.29	0.75%	\$ 1,869.10	\$ 2,004.32	7.23%
MGS-S Customer 9039	\$ 12,241.91	\$ 12,339.07	0.79%	\$ 1,874.29	\$ 2,009.66	7.22%
MGS-S Customer 9040	\$ 15,194.35	\$ 15,292.38	0.65%	\$ 1,912.43	\$ 2,048.26	7.10%
MGS-S Customer 9041	\$ 22,477.79	\$ 22,591.74	0.51%	\$ 2,635.68	\$ 2,781.96	5.55%
MGS-S Customer 9042	\$ 19,525.14	\$ 19,662.82	0.71%	\$ 3,709.39	\$ 3,870.90	4.35%
MGS-S Customer 9043	\$ 4,031.40	\$ 4,093.17	1.53%	\$ 858.14	\$ 953.80	11.15%
MGS-S Customer 9044	\$ 23,416.35	\$ 23,531.60	0.49%	\$ 2,694.77	\$ 2,841.91	5.46%
MGS-S Customer 9045	\$ 28,534.88	\$ 28,673.58	0.49%	\$ 3,761.13	\$ 3,923.75	4.32%
MGS-S Customer 9046	\$ 13,738.12	\$ 13,836.88	0.72%	\$ 1,946.88	\$ 2,083.29	7.01%
MGS-S Customer 9047	\$ 6,117.72	\$ 6,199.92	1.34%	\$ 1,194.46	\$ 1,319.97	10.51%
MGS-S Customer 9048	\$ 9,727.96	\$ 9,808.85	0.83%	\$ 1,725.28	\$ 1,833.34	6.26%
MGS-S Customer 9049	\$ 9,465.02	\$ 9,551.18	0.91%	\$ 1,375.06	\$ 1,503.23	9.32%
MGS-S Customer 9050	\$ 4,753.99	\$ 4,836.79	1.74%	\$ 1,813.14	\$ 1,922.59	6.04%
MGS-S Customer 9051	\$ 11,717.24	\$ 11,818.88	0.87%	\$ 2,077.86	\$ 2,216.14	6.65%
MGS-S Customer 9052	\$ 18,782.71	\$ 18,868.26	0.46%	\$ 1,935.77	\$ 2,046.84	5.74%
MGS-S Customer 9053	\$ 27,076.20	\$ 27,199.10	0.45%	\$ 3,629.16	\$ 3,764.47	3.73%
MGS-S Customer 9054	\$ 39,418.05	\$ 39,655.03	0.60%	\$ 7,860.59	\$ 8,193.28	4.23%
MGS-S Customer 9055	\$ 15,560.29	\$ 15,646.81	0.56%	\$ 1,979.44	\$ 2,091.10	5.64%
MGS-S Customer 9056	\$ 15,080.87	\$ 15,175.84	0.63%	\$ 1,775.28	\$ 1,909.24	7.55%
MGS-S Customer 9057	\$ 27,311.40	\$ 27,439.85	0.47%	\$ 3,294.55	\$ 3,450.35	4.73%
MGS-S Customer 9058	\$ 31,457.27	\$ 31,577.87	0.38%	\$ 2,937.49	\$ 3,088.11	5.13%
MGS-S Customer 9059	\$ 8,677.31	\$ 8,779.04	1.17%	\$ 2,080.81	\$ 2,219.06	6.64%
MGS-S Customer 9060	\$ 8,038.03	\$ 8,113.90	0.94%	\$ 1,496.80	\$ 1,601.56	7.00%
MGS-S Customer 9061	\$ 24,944.18	\$ 25,043.28	0.40%	\$ 2,549.89	\$ 2,669.73	4.70%
MGS-S Customer 9062	\$ 52,391.51	\$ 52,538.92	0.28%	\$ 4,733.03	\$ 4,883.64	3.18%
MGS-S Customer 9063	\$ 21,185.92	\$ 21,279.99	0.44%	\$ 2,322.62	\$ 2,439.25	5.02%
MGS-S Customer 9064	\$ 16,890.16	\$ 16,987.56	0.58%	\$ 1,884.42	\$ 2,019.90	7.19%
MGS-S Customer 9065	\$ 182,591.60	\$ 182,966.22	0.21%	\$ 14,284.76	\$ 14,652.53	2.57%
MGS-S Customer 9066	\$ 11,694.44	\$ 11,790.05	0.82%	\$ 1,803.05	\$ 1,937.31	7.45%
MGS-S Customer 9067	\$ 48,648.97	\$ 48,801.64	0.31%	\$ 4,391.47	\$ 4,562.93	3.90%
MGS-S Customer 9068	\$ 7,452.64	\$ 7,535.83	1.12%	\$ 1,240.80	\$ 1,367.07	10.18%
MGS-S Customer 9069	\$ 21,558.90	\$ 21,662.67	0.48%	\$ 2,173.32	\$ 2,312.91	6.42%
MGS-S Customer 9070	\$ 9,764.22	\$ 9,848.95	0.87%	\$ 1,898.61	\$ 2,009.13	5.82%
MGS-S Customer 9071	\$ 29,519.88	\$ 29,635.01	0.39%	\$ 2,688.88	\$ 2,835.89	5.47%
MGS-S Customer 9072	\$ 10,470.09	\$ 10,561.88	0.88%	\$ 1,629.87	\$ 1,761.64	8.08%
MGS-S Customer 9073	\$ 33,350.21	\$ 33,481.41	0.39%	\$ 3,417.99	\$ 3,575.49	4.61%
MGS-S Customer 9074	\$ 13,106.11	\$ 13,205.53	0.76%	\$ 1,977.46	\$ 2,114.34	6.92%
MGS-S Customer 9075	\$ 33,975.40	\$ 34,127.50	0.45%	\$ 4,361.45	\$ 4,532.19	3.91%
MGS-S Customer 9076	\$ 9,231.86	\$ 9,322.01	0.98%	\$ 1,556.31	\$ 1,687.11	8.40%
MGS-S Customer 9077	\$ 29,315.85	\$ 29,419.89	0.35%	\$ 2,774.50	\$ 2,897.62	4.44%

Internal Use

Customer	Bundled 8/23 Prices	Bundled 1/24 Prices	Bundled % Difference	Distribution 1/24 Prices	Distribution 8/24 Prices	Distribution % Difference
MGS-S Customer 9078	\$ 244,069.32	\$ 244,514.47	0.18%	\$ 17,649.70	\$ 18,010.94	2.05%
MGS-S Customer 9079	\$ 20,407.67	\$ 20,512.38	0.51%	\$ 2,216.09	\$ 2,356.33	6.33%
MGS-S Customer 9080	\$ 15,730.79	\$ 15,847.60	0.74%	\$ 2,759.77	\$ 2,907.46	5.35%
MGS-S Customer 9081	\$ 11,580.09	\$ 11,681.15	0.87%	\$ 2,049.13	\$ 2,186.88	6.72%
MGS-S Customer 9082	\$ 8,028.16	\$ 8,121.09	1.16%	\$ 1,683.49	\$ 1,816.18	7.88%
MGS-S Customer 9083	\$ 16,121.23	\$ 16,213.96	0.58%	\$ 2,262.90	\$ 2,378.77	5.12%
MGS-S Customer 9084	\$ 54,715.01	\$ 54,892.00	0.32%	\$ 5,489.70	\$ 5,676.60	3.40%
MGS-S Customer 9085	\$ 4,817.08	\$ 4,882.10	1.35%	\$ 1,004.05	\$ 1,101.69	9.72%
MGS-S Customer 9086	\$ 39,489.98	\$ 39,631.20	0.36%	\$ 3,871.65	\$ 4,035.60	4.23%
MGS-S Customer 9087	\$ 80,514.98	\$ 80,714.28	0.25%	\$ 6,500.98	\$ 6,702.36	3.10%
MGS-S Customer 9088	\$ 12,962.63	\$ 13,044.81	0.63%	\$ 1,783.48	\$ 1,892.42	6.11%
MGS-S Customer 9089	\$ 59,189.63	\$ 59,477.68	0.49%	\$ 10,135.24	\$ 10,512.70	3.72%
MGS-S Customer 9090	\$ 14,275.85	\$ 14,393.74	0.83%	\$ 2,813.20	\$ 2,961.94	5.29%
MGS-S Customer 9091	\$ 11,414.29	\$ 11,492.10	0.68%	\$ 1,587.01	\$ 1,693.21	6.69%
MGS-S Customer 9092	\$ 46,624.95	\$ 46,786.15	0.35%	\$ 4,772.10	\$ 4,948.55	3.70%
MGS-S Customer 9093	\$ 10,447.11	\$ 10,510.21	0.60%	\$ 917.17	\$ 1,013.59	10.51%
MGS-S Customer 9094	\$ 13,790.38	\$ 13,896.70	0.77%	\$ 2,287.89	\$ 2,429.06	6.17%
MGS-S Customer 9095	\$ 23,071.85	\$ 23,175.99	0.45%	\$ 2,777.26	\$ 2,900.27	4.43%
MGS-S Customer 9096	\$ 25,675.07	\$ 25,776.12	0.39%	\$ 2,637.63	\$ 2,758.68	4.59%
MGS-S Customer 9097	\$ 51,110.34	\$ 51,316.58	0.40%	\$ 6,514.38	\$ 6,813.31	4.59%
MGS-S Customer 9098	\$ 156,098.49	\$ 156,526.74	0.27%	\$ 16,880.07	\$ 17,230.04	2.07%
MGS-S Customer 9099	\$ 28,746.41	\$ 28,870.67	0.43%	\$ 3,101.49	\$ 3,254.31	4.93%
MGS-S Customer 9100	\$ 18,390.67	\$ 18,480.54	0.49%	\$ 2,132.04	\$ 2,245.94	5.34%
MGS-S Customer 9101	\$ 11,204.55	\$ 11,305.53	0.90%	\$ 2,048.04	\$ 2,185.92	6.73%
MGS-S Customer 9102	\$ 9,792.83	\$ 9,887.48	0.97%	\$ 1,761.09	\$ 1,894.87	7.60%
MGS-S Customer 9103	\$ 33,861.83	\$ 34,019.54	0.47%	\$ 4,613.17	\$ 4,787.34	3.78%
MGS-S Customer 9104	\$ 4,204.62	\$ 4,285.37	1.92%	\$ 1,129.06	\$ 1,253.64	11.03%
MGS-S Customer 9105	\$ 17,695.16	\$ 17,800.72	0.60%	\$ 2,251.68	\$ 2,392.21	6.24%
MGS-S Customer 9106	\$ 8,761.12	\$ 8,851.33	1.03%	\$ 1,558.64	\$ 1,689.44	8.39%
MGS-S Customer 9107	\$ 31,017.70	\$ 31,138.85	0.39%	\$ 2,958.94	\$ 3,109.65	5.09%
MGS-S Customer 9108	\$ 18,722.67	\$ 18,834.73	0.60%	\$ 2,548.98	\$ 2,693.95	5.69%
MGS-S Customer 9109	\$ 17,353.25	\$ 17,461.83	0.63%	\$ 2,389.45	\$ 2,532.01	5.97%
MGS-S Customer 9110	\$ 5,546.83	\$ 5,639.77	1.68%	\$ 1,619.07	\$ 1,770.30	9.34%
MGS-S Customer 9111	\$ 21,328.44	\$ 21,427.89	0.47%	\$ 2,566.10	\$ 2,686.19	4.68%
MGS-S Customer 9112	\$ 6,673.06	\$ 6,768.62	1.43%	\$ 1,800.32	\$ 1,934.54	7.46%
MGS-S Customer 9113	\$ 15,758.87	\$ 15,867.72	0.69%	\$ 2,401.46	\$ 2,544.15	5.94%
MGS-S Customer 9114	\$ 22,644.28	\$ 22,762.96	0.52%	\$ 2,850.36	\$ 2,999.74	5.24%
MGS-S Customer 9115	\$ 4,899.40	\$ 4,967.45	1.39%	\$ 1,144.37	\$ 1,244.25	8.73%
MGS-S Customer 9116	\$ 9,641.39	\$ 9,729.95	0.92%	\$ 1,484.39	\$ 1,614.15	8.74%
MGS-S Customer 9117	\$ 11,427.61	\$ 11,535.98	0.95%	\$ 2,382.19	\$ 2,524.82	5.99%

Internal Use

Customer	Bundled 8/23 Prices	Bundled 1/24 Prices	Bundled % Difference	Distribution 1/24 Prices	Distribution 8/24 Prices	Distribution % Difference
MGS-S Customer 9118	\$ 36,252.67	\$ 36,392.90	0.39%	\$ 3,826.77	\$ 3,990.08	4.27%
MGS-S Customer 9119	\$ 24,912.74	\$ 25,026.79	0.46%	\$ 2,638.84	\$ 2,785.07	5.54%
MGS-S Customer 9120	\$ 15,254.79	\$ 15,361.83	0.70%	\$ 2,320.76	\$ 2,462.41	6.10%
MGS-S Customer 9121	\$ 14,682.40	\$ 14,784.20	0.69%	\$ 2,084.97	\$ 2,223.35	6.64%
MGS-S Customer 9122	\$ 15,142.59	\$ 15,228.73	0.57%	\$ 1,963.00	\$ 2,074.47	5.68%
MGS-S Customer 9123	\$ 5,871.10	\$ 5,940.86	1.19%	\$ 1,221.82	\$ 1,322.80	8.26%
MGS-S Customer 9124	\$ 9,205.15	\$ 9,285.54	0.87%	\$ 1,702.14	\$ 1,809.87	6.33%
MGS-S Customer 9125	\$ 17,944.94	\$ 18,055.36	0.62%	\$ 2,469.56	\$ 2,613.03	5.81%
MGS-S Customer 9126	\$ 16,736.21	\$ 16,818.30	0.49%	\$ 1,779.10	\$ 1,887.94	6.12%
MGS-S Customer 9127	\$ 17,371.05	\$ 17,454.86	0.48%	\$ 1,855.03	\$ 1,964.79	5.92%
MGS-S Customer 9128	\$ 10,358.85	\$ 10,453.75	0.92%	\$ 1,772.05	\$ 1,905.94	7.56%
MGS-S Customer 9129	\$ 19,453.45	\$ 19,555.35	0.52%	\$ 2,088.60	\$ 2,226.97	6.63%
MGS-S Customer 9130	\$ 13,246.48	\$ 13,330.53	0.63%	\$ 1,867.02	\$ 1,977.04	5.89%
MGS-S Customer 9131	\$ 9,632.54	\$ 9,705.36	0.76%	\$ 1,358.77	\$ 1,461.57	7.57%
MGS-S Customer 9132	\$ 26,598.80	\$ 26,720.29	0.46%	\$ 2,977.21	\$ 3,128.37	5.08%
MGS-S Customer 9133	\$ 16,145.11	\$ 16,230.28	0.53%	\$ 1,918.01	\$ 2,028.79	5.78%
MGS-S Customer 9134	\$ 15,451.97	\$ 15,540.68	0.57%	\$ 2,078.26	\$ 2,191.30	5.44%
MGS-S Customer 9135	\$ 13,204.38	\$ 13,311.42	0.81%	\$ 2,319.43	\$ 2,460.97	6.10%
MGS-S Customer 9136	\$ 38,623.40	\$ 38,769.26	0.38%	\$ 4,078.22	\$ 4,244.88	4.09%
MGS-S Customer 9137	\$ 109,347.24	\$ 109,617.09	0.25%	\$ 9,703.66	\$ 9,951.18	2.55%
MGS-S Customer 9138	\$ 20,072.73	\$ 20,188.69	0.58%	\$ 2,727.78	\$ 2,875.46	5.41%
MGS-S Customer 9139	\$ 13,806.22	\$ 13,894.90	0.64%	\$ 2,075.20	\$ 2,188.11	5.44%
MGS-S Customer 9140	\$ 242,721.53	\$ 243,219.42	0.21%	\$ 20,033.89	\$ 20,428.79	1.97%
MGS-S Customer 9141	\$ 101,450.20	\$ 101,698.77	0.25%	\$ 8,742.10	\$ 8,976.08	2.68%
MGS-S Customer 9142	\$ 15,120.47	\$ 15,214.06	0.62%	\$ 2,300.70	\$ 2,417.00	5.05%
MGS-S Customer 9143	\$ 25,690.97	\$ 25,805.68	0.45%	\$ 2,669.95	\$ 2,816.71	5.50%
MGS-S Customer 9144	\$ 113,393.75	\$ 113,732.69	0.30%	\$ 12,616.31	\$ 12,972.11	2.82%
MGS-S Customer 9145	\$ 26,607.99	\$ 26,741.20	0.50%	\$ 3,509.66	\$ 3,668.50	4.53%
MGS-S Customer 9146	\$ 10,333.11	\$ 10,430.73	0.94%	\$ 1,895.38	\$ 2,031.07	7.16%
MGS-S Customer 9147	\$ 72,677.60	\$ 72,921.85	0.34%	\$ 8,526.15	\$ 8,755.61	2.69%
MGS-S Customer 9148	\$ 15,567.60	\$ 15,656.53	0.57%	\$ 2,088.79	\$ 2,202.03	5.42%
MGS-S Customer 9149	\$ 9,069.72	\$ 9,163.45	1.03%	\$ 1,718.73	\$ 1,851.87	7.75%
MGS-S Customer 9150	\$ 60,444.12	\$ 60,630.27	0.31%	\$ 5,900.26	\$ 6,092.70	3.26%
MGS-S Customer 9151	\$ 29,282.34	\$ 29,409.61	0.43%	\$ 3,240.59	\$ 3,395.60	4.78%
MGS-S Customer 9152	\$ 33,983.06	\$ 34,114.75	0.39%	\$ 3,439.75	\$ 3,597.54	4.59%
MGS-S Customer 9153	\$ 57,761.37	\$ 58,002.23	0.42%	\$ 8,395.11	\$ 8,624.27	2.73%
MGS-S Customer 9154	\$ 25,130.15	\$ 25,228.03	0.39%	\$ 2,495.44	\$ 2,614.58	4.77%
MGS-S Customer 9155	\$ 8,823.59	\$ 8,904.39	0.92%	\$ 1,720.52	\$ 1,828.51	6.28%
MGS-S Customer 9156	\$ 14,943.89	\$ 15,032.68	0.59%	\$ 2,081.22	\$ 2,194.26	5.43%
MGS-S Customer 9157	\$ 7,821.60	\$ 7,932.06	1.41%	\$ 2,430.53	\$ 2,588.59	6.50%

Internal Use

Customer	Bundled 8/23 Prices	Bundled 1/24 Prices	Bundled % Difference	Distribution 1/24 Prices	Distribution 8/24 Prices	Distribution % Difference
MGS-S Customer 9158	\$ 13,676.35	\$ 13,758.79	0.60%	\$ 1,794.21	\$ 1,903.20	6.07%
MGS-S Customer 9159	\$ 20,375.23	\$ 20,581.30	1.01%	\$ 6,349.38	\$ 6,695.92	5.46%
MGS-S Customer 9160	\$ 55,047.24	\$ 55,215.78	0.31%	\$ 5,108.55	\$ 5,290.10	3.55%
MGS-S Customer 9161	\$ 39,860.73	\$ 39,979.17	0.30%	\$ 2,837.71	\$ 2,986.77	5.25%
MGS-S Customer 9162	\$ 81,173.67	\$ 81,445.56	0.33%	\$ 9,785.26	\$ 10,033.19	2.53%
MGS-S Customer 9163	\$ 13,086.53	\$ 13,188.43	0.78%	\$ 2,088.98	\$ 2,227.39	6.63%
MGS-S Customer 9164	\$ 19,585.40	\$ 19,696.24	0.57%	\$ 2,494.98	\$ 2,639.27	5.78%
MGS-S Customer 9165	\$ 8,791.97	\$ 8,872.95	0.92%	\$ 1,731.59	\$ 1,839.91	6.26%
MGS-S Customer 9166	\$ 7,369.30	\$ 7,447.13	1.06%	\$ 1,586.93	\$ 1,693.06	6.69%
MGS-S Customer 9167	\$ 18,538.96	\$ 18,669.92	0.71%	\$ 3,404.94	\$ 3,562.12	4.62%
MGS-S Customer 9168	\$ 21,108.23	\$ 21,214.66	0.50%	\$ 2,881.33	\$ 3,005.86	4.32%
MGS-S Customer 9169	\$ 12,443.90	\$ 12,520.94	0.62%	\$ 1,550.10	\$ 1,655.64	6.81%
MGS-S Customer 9170	\$ 32,772.35	\$ 32,911.85	0.43%	\$ 3,791.47	\$ 3,954.09	4.29%
MGS-S Customer 9171	\$ 71,316.74	\$ 71,496.65	0.25%	\$ 5,624.06	\$ 5,813.02	3.36%
MGS-S Customer 9172	\$ 45,387.95	\$ 45,552.13	0.36%	\$ 4,909.53	\$ 5,088.13	3.64%
MGS-S Customer 9173	\$ 19,119.07	\$ 19,235.21	0.61%	\$ 2,734.85	\$ 2,882.52	5.40%
MGS-S Customer 9174	\$ 14,053.46	\$ 14,165.60	0.80%	\$ 2,550.93	\$ 2,695.82	5.68%
MGS-S Customer 9175	\$ 9,986.84	\$ 10,078.54	0.92%	\$ 1,627.13	\$ 1,758.97	8.10%
MGS-S Customer 9176	\$ 7,265.52	\$ 7,363.38	1.35%	\$ 1,907.63	\$ 2,043.59	7.13%
MGS-S Customer 9177	\$ 16,437.39	\$ 16,524.66	0.53%	\$ 2,014.72	\$ 2,126.97	5.57%
MGS-S Customer 9178	\$ 34,672.82	\$ 34,821.12	0.43%	\$ 4,192.77	\$ 4,361.34	4.02%
MGS-S Customer 9179	\$ 11,399.41	\$ 11,486.67	0.77%	\$ 2,014.69	\$ 2,126.98	5.57%
MGS-S Customer 9180	\$ 12,065.74	\$ 12,155.03	0.74%	\$ 2,104.97	\$ 2,218.44	5.39%
MGS-S Customer 9181	\$ 17,861.45	\$ 17,944.46	0.46%	\$ 1,818.66	\$ 1,927.91	6.01%
MGS-S Customer 9182	\$ 9,386.59	\$ 9,504.17	1.25%	\$ 2,798.75	\$ 2,947.23	5.31%
MGS-S Customer 9183	\$ 50,853.12	\$ 51,024.92	0.34%	\$ 5,258.00	\$ 5,441.84	3.50%
MGS-S Customer 9184	\$ 13,212.88	\$ 13,294.14	0.62%	\$ 1,741.67	\$ 1,849.95	6.22%
MGS-S Customer 9185	\$ 13,751.18	\$ 13,856.14	0.76%	\$ 2,227.18	\$ 2,367.56	6.30%
MGS-S Customer 9186	\$ 12,729.44	\$ 12,836.19	0.84%	\$ 2,307.50	\$ 2,448.96	6.13%
MGS-S Customer 9187	\$ 12,146.05	\$ 12,236.56	0.75%	\$ 1,571.97	\$ 1,702.94	8.33%
MGS-S Customer 9188	\$ 122,288.53	\$ 122,578.62	0.24%	\$ 10,621.18	\$ 10,881.84	2.45%
MGS-S Customer 9189	\$ 288,351.50	\$ 288,855.56	0.17%	\$ 20,233.30	\$ 20,660.07	2.11%
MGS-S Customer 9190	\$ 51,216.20	\$ 51,364.05	0.29%	\$ 4,170.89	\$ 4,339.05	4.03%
MGS-S Customer 9191	\$ 7,624.17	\$ 7,699.69	0.99%	\$ 1,485.39	\$ 1,590.31	7.06%
MGS-S Customer 9192	\$ 6,933.99	\$ 7,022.30	1.27%	\$ 1,471.91	\$ 1,601.44	8.80%
MGS-S Customer 9193	\$ 18,898.16	\$ 19,017.61	0.63%	\$ 2,882.96	\$ 3,032.65	5.19%
MGS-S Customer 9194	\$ 24,201.84	\$ 24,320.86	0.49%	\$ 2,866.03	\$ 3,015.63	5.22%
MGS-S Customer 9195	\$ 10,956.75	\$ 11,040.79	0.77%	\$ 1,866.70	\$ 1,976.73	5.89%
MGS-S Customer 9196	\$ 24,239.45	\$ 24,360.29	0.50%	\$ 2,947.37	\$ 3,098.07	5.11%
MGS-S Customer 9197	\$ 15,327.88	\$ 15,410.04	0.54%	\$ 1,782.04	\$ 1,890.88	6.11%

Internal Use

Customer	Bundled 8/23 Prices	Bundled 1/24 Prices	Bundled % Difference	Distribution 1/24 Prices	Distribution 8/24 Prices	Distribution % Difference
MGS-S Customer 9198	\$ 26,405.10	\$ 26,505.73	0.38%	\$ 2,618.24	\$ 2,739.01	4.61%
MGS-S Customer 9199	\$ 14,341.33	\$ 14,430.00	0.62%	\$ 2,077.27	\$ 2,190.37	5.44%
MGS-S Customer 9200	\$ 28,425.90	\$ 28,558.67	0.47%	\$ 3,489.45	\$ 3,648.00	4.54%
MGS-S Customer 9201	\$ 26,377.72	\$ 26,494.32	0.44%	\$ 2,754.90	\$ 2,902.81	5.37%
MGS-S Customer 9202	\$ 77,975.99	\$ 78,401.22	0.55%	\$ 16,107.57	\$ 16,664.85	3.46%
MGS-S Customer 9203	\$ 54,480.11	\$ 54,656.33	0.32%	\$ 5,459.43	\$ 5,646.22	3.42%
MGS-S Customer 9204	\$ 14,237.23	\$ 14,334.77	0.69%	\$ 1,892.13	\$ 2,027.77	7.17%
MGS-S Customer 9205	\$ 7,880.29	\$ 7,978.75	1.25%	\$ 1,933.59	\$ 2,069.81	7.04%
MGS-S Customer 9206	\$ 12,500.65	\$ 12,596.03	0.76%	\$ 1,793.00	\$ 1,927.16	7.48%
MGS-S Customer 9207	\$ 13,296.67	\$ 13,399.70	0.77%	\$ 2,140.70	\$ 2,279.88	6.50%
MGS-S Customer 9208	\$ 8,180.84	\$ 8,265.91	1.04%	\$ 1,325.66	\$ 1,453.15	9.62%
MGS-S Customer 9209	\$ 9,831.03	\$ 9,928.43	0.99%	\$ 1,885.46	\$ 2,021.00	7.19%
MGS-S Customer 9210	\$ 104,447.06	\$ 104,734.53	0.28%	\$ 10,487.71	\$ 10,745.88	2.46%
MGS-S Customer 9211	\$ 15,683.88	\$ 15,788.86	0.67%	\$ 2,226.60	\$ 2,366.85	6.30%
MGS-S Customer 9212	\$ 36,729.10	\$ 36,862.84	0.36%	\$ 3,532.55	\$ 3,691.65	4.50%
MGS-S Customer 9213	\$ 5,745.80	\$ 5,848.28	1.78%	\$ 2,111.52	\$ 2,250.00	6.56%
MGS-S Customer 9214	\$ 9,303.11	\$ 9,398.09	1.02%	\$ 1,774.08	\$ 1,907.92	7.54%
MGS-S Customer 9215	\$ 2,112.75	\$ 2,170.77	2.75%	\$ 687.66	\$ 780.84	13.55%
MGS-S Customer 9216	\$ 9,087.34	\$ 9,179.35	1.01%	\$ 1,640.29	\$ 1,772.26	8.05%
MGS-S Customer 9217	\$ 28,680.77	\$ 28,836.07	0.54%	\$ 4,466.61	\$ 4,652.73	4.17%
MGS-S Customer 9218	\$ 24,667.91	\$ 24,776.76	0.44%	\$ 2,402.98	\$ 2,545.79	5.94%
MGS-S Customer 9219	\$ 36,419.76	\$ 36,546.13	0.35%	\$ 3,197.69	\$ 3,351.95	4.82%
MGS-S Customer 9220	\$ 65,472.63	\$ 65,661.07	0.29%	\$ 6,006.46	\$ 6,200.58	3.23%
MGS-S Customer 9221	\$ 105,207.40	\$ 105,668.40	0.44%	\$ 17,456.16	\$ 18,102.68	3.70%
MGS-S Customer 9222	\$ 10,639.71	\$ 10,727.18	0.82%	\$ 2,023.37	\$ 2,135.70	5.55%
MGS-S Customer 9223	\$ 31,237.83	\$ 31,374.20	0.44%	\$ 3,653.40	\$ 3,814.35	4.41%
MGS-S Customer 9224	\$ 10,971.18	\$ 11,068.29	0.89%	\$ 1,869.22	\$ 2,004.34	7.23%
MGS-S Customer 9225	\$ 41,266.77	\$ 41,418.14	0.37%	\$ 4,329.09	\$ 4,499.43	3.93%
MGS-S Customer 9226	\$ 255,825.71	\$ 256,597.26	0.30%	\$ 32,099.34	\$ 32,772.34	2.10%
MGS-S Customer 9227	\$ 131,383.03	\$ 131,771.57	0.30%	\$ 15,078.25	\$ 15,402.33	2.15%
MGS-S Customer 9228	\$ 19,834.40	\$ 19,947.46	0.57%	\$ 2,595.66	\$ 2,741.38	5.61%
MGS-S Customer 9229	\$ 19,214.99	\$ 19,344.59	0.67%	\$ 3,344.94	\$ 3,501.34	4.68%
MGS-S Customer 9230	\$ 30,489.69	\$ 30,636.94	0.48%	\$ 4,141.41	\$ 4,309.00	4.05%
MGS-S Customer 9231	\$ 40,059.40	\$ 40,214.14	0.39%	\$ 4,484.05	\$ 4,656.74	3.85%
MGS-S Customer 9232	\$ 33,258.47	\$ 33,389.29	0.39%	\$ 3,399.40	\$ 3,556.55	4.62%
MGS-S Customer 9233	\$ 11,876.74	\$ 11,972.33	0.80%	\$ 1,802.13	\$ 1,936.38	7.45%
MGS-S Customer 9234	\$ 70,484.89	\$ 70,710.99	0.32%	\$ 7,723.91	\$ 7,943.34	2.84%
MGS-S Customer 9235	\$ 18,707.15	\$ 18,815.91	0.58%	\$ 2,399.91	\$ 2,542.80	5.95%
MGS-S Customer 9236	\$ 35,407.90	\$ 35,563.64	0.44%	\$ 4,526.17	\$ 4,699.24	3.82%
MGS-S Customer 9237	\$ 26,619.13	\$ 26,737.63	0.45%	\$ 2,842.87	\$ 2,992.20	5.25%

Customer	Bundled 8/23 Prices	Bundled 1/24 Prices	Bundled % Difference	Distribution 1/24 Prices	Distribution 8/24 Prices	Distribution % Difference
MGS-S Customer 9238	\$ 24,528.97	\$ 24,648.55	0.49%	\$ 2,886.00	\$ 3,035.53	5.18%
MGS-S Customer 9239	\$ 12,558.76	\$ 12,646.69	0.70%	\$ 2,043.11	\$ 2,155.67	5.51%
MGS-S Customer 9240	\$ 8,332.88	\$ 8,417.63	1.02%	\$ 1,311.63	\$ 1,438.93	9.71%
MGS-S Customer 9241	\$ 11,575.55	\$ 11,660.41	0.73%	\$ 1,904.36	\$ 2,014.97	5.81%
MGS-S Customer 9242	\$ 148,167.73	\$ 148,493.59	0.22%	\$ 12,243.12	\$ 12,527.03	2.32%
MGS-S Customer 9243	\$ 7,959.71	\$ 8,052.44	1.16%	\$ 1,672.25	\$ 1,804.62	7.92%
MGS-S Customer 9244	\$ 6,924.68	\$ 6,997.17	1.05%	\$ 1,344.60	\$ 1,447.25	7.63%
MGS-S Customer 9245	\$ 7,594.32	\$ 7,672.57	1.03%	\$ 1,607.61	\$ 1,714.15	6.63%
MGS-S Customer 9246	\$ 6,630.59	\$ 6,706.67	1.15%	\$ 1,508.43	\$ 1,613.52	6.97%
MGS-S Customer 9247	\$ 73,159.43	\$ 73,373.95	0.29%	\$ 7,192.00	\$ 7,403.33	2.94%
MGS-S Customer 9248	\$ 13,826.59	\$ 13,932.84	0.77%	\$ 2,287.76	\$ 2,429.12	6.18%
MGS-S Customer 9249	\$ 53,888.52	\$ 54,058.60	0.32%	\$ 5,180.86	\$ 5,363.63	3.53%
MGS-S Customer 9250	\$ 24,969.72	\$ 25,063.34	0.37%	\$ 2,301.48	\$ 2,417.75	5.05%
MGS-S Customer 9251	\$ 17,244.66	\$ 17,346.10	0.59%	\$ 2,653.08	\$ 2,774.18	4.56%
MGS-S Customer 9252	\$ 15,760.56	\$ 15,860.00	0.63%	\$ 2,563.77	\$ 2,683.69	4.68%
MGS-S Customer 9253	\$ 21,956.49	\$ 22,079.27	0.56%	\$ 3,036.72	\$ 3,188.77	5.01%
MGS-S Customer 9254	\$ 34,339.09	\$ 34,477.59	0.40%	\$ 3,748.93	\$ 3,911.19	4.33%
MGS-S Customer 9255	\$ 13,208.61	\$ 13,309.99	0.77%	\$ 2,064.90	\$ 2,203.77	6.73%
MGS-S Customer 9256	\$ 29,576.16	\$ 29,711.83	0.46%	\$ 3,620.93	\$ 3,781.35	4.43%
MGS-S Customer 9257	\$ 29,972.68	\$ 30,097.35	0.42%	\$ 3,121.49	\$ 3,274.71	4.91%
MGS-S Customer 9258	\$ 2,766.81	\$ 2,835.75	2.49%	\$ 1,182.40	\$ 1,282.65	8.48%
MGS-S Customer 9259	\$ 8,069.04	\$ 8,141.13	0.89%	\$ 1,327.88	\$ 1,430.37	7.72%
MGS-S Customer 9260	\$ 25,532.65	\$ 25,655.34	0.48%	\$ 3,031.12	\$ 3,183.00	5.01%
MGS-S Customer 9261	\$ 14,554.79	\$ 14,645.11	0.62%	\$ 2,150.81	\$ 2,264.87	5.30%
MGS-S Customer 9262	\$ 14,306.52	\$ 14,389.12	0.58%	\$ 1,802.49	\$ 1,911.68	6.06%
MGS-S Customer 9263	\$ 18,753.65	\$ 18,808.37	0.29%	\$ 538.56	\$ 629.64	16.91%
MGS-S Customer 9264	\$ 14,434.61	\$ 14,548.53	0.79%	\$ 2,631.19	\$ 2,777.17	5.55%
MGS-S Customer 9265	\$ 11,037.47	\$ 11,106.38	0.62%	\$ 1,183.26	\$ 1,283.67	8.49%
MGS-S Customer 9266	\$ 22,485.81	\$ 22,579.10	0.41%	\$ 2,287.02	\$ 2,403.11	5.08%
MGS-S Customer 9267	\$ 11,452.76	\$ 11,540.73	0.77%	\$ 2,047.21	\$ 2,159.96	5.51%
MGS-S Customer 9268	\$ 53,218.61	\$ 53,361.92	0.27%	\$ 4,547.90	\$ 4,695.90	3.25%
MGS-S Customer 9269	\$ 10,313.82	\$ 10,395.39	0.79%	\$ 1,756.83	\$ 1,865.43	6.18%
MGS-S Customer 9270	\$ 9,591.46	\$ 9,680.53	0.93%	\$ 1,506.80	\$ 1,636.85	8.63%
MGS-S Customer 9271	\$ 43,414.16	\$ 43,575.99	0.37%	\$ 4,799.75	\$ 4,976.56	3.68%
MGS-S Customer 9272	\$ 14,995.23	\$ 15,094.37	0.66%	\$ 1,964.30	\$ 2,100.94	6.96%
MGS-S Customer 9273	\$ 9,466.56	\$ 9,554.92	0.93%	\$ 1,474.34	\$ 1,603.90	8.79%
MGS-S Customer 9274	\$ 9,673.97	\$ 9,758.40	0.87%	\$ 1,883.93	\$ 1,994.18	5.85%
MGS-S Customer 9275	\$ 8,413.03	\$ 8,498.39	1.01%	\$ 1,337.57	\$ 1,465.14	9.54%
MGS-S Customer 9276	\$ 71,167.33	\$ 71,341.73	0.25%	\$ 5,962.07	\$ 6,130.67	2.83%
MGS-S Customer 9277	\$ 24,662.85	\$ 24,776.52	0.46%	\$ 2,622.05	\$ 2,768.05	5.57%

Customer	Bundled 8/23 Prices	Bundled 1/24 Prices	Bundled % Difference	Distribution 1/24 Prices	Distribution 8/24 Prices	Distribution % Difference
MGS-S Customer 9278	\$ 5,453.13	\$ 5,518.19	1.19%	\$ 1,007.22	\$ 1,105.01	9.71%
MGS-S Customer 9279	\$ 6,793.68	\$ 6,890.89	1.43%	\$ 1,875.61	\$ 2,010.93	7.21%
MGS-S Customer 9280	\$ 64,033.95	\$ 64,189.45	0.24%	\$ 4,525.26	\$ 4,699.03	3.84%
MGS-S Customer 9281	\$ 28,472.77	\$ 28,593.98	0.43%	\$ 2,964.69	\$ 3,115.69	5.09%
MGS-S Customer 9282	\$ 10,609.92	\$ 10,688.90	0.74%	\$ 1,638.40	\$ 1,745.24	6.52%
MGS-S Customer 9283	\$ 10,691.06	\$ 10,785.87	0.89%	\$ 1,768.11	\$ 1,901.95	7.57%
MGS-S Customer 9284	\$ 26,745.34	\$ 26,871.37	0.47%	\$ 3,773.48	\$ 3,911.02	3.64%
MGS-S Customer 9285	\$ 21,187.58	\$ 21,309.11	0.57%	\$ 2,977.47	\$ 3,128.50	5.07%
MGS-S Customer 9286	\$ 59,128.21	\$ 59,286.23	0.27%	\$ 4,633.25	\$ 4,808.12	3.77%
MGS-S Customer 9287	\$ 36,468.11	\$ 36,602.80	0.37%	\$ 3,576.41	\$ 3,736.18	4.47%
MGS-S Customer 9288	\$ 22,450.28	\$ 22,564.53	0.51%	\$ 2,647.93	\$ 2,794.31	5.53%
MGS-S Customer 9289	\$ 14,021.46	\$ 14,104.22	0.59%	\$ 1,808.12	\$ 1,917.27	6.04%
MGS-S Customer 9290	\$ 28,855.61	\$ 28,962.49	0.37%	\$ 2,902.60	\$ 3,027.49	4.30%
MGS-S Customer 9291	\$ 17,014.73	\$ 17,108.34	0.55%	\$ 2,301.02	\$ 2,417.32	5.05%
MGS-S Customer 9292	\$ 10,640.76	\$ 10,739.95	0.93%	\$ 1,964.11	\$ 2,100.62	6.95%
MGS-S Customer 9293	\$ 190,322.45	\$ 190,818.52	0.26%	\$ 19,937.93	\$ 20,331.40	1.97%
MGS-S Customer 9294	\$ 17,956.43	\$ 18,053.89	0.54%	\$ 2,474.41	\$ 2,593.09	4.80%
MGS-S Customer 9295	\$ 17,654.67	\$ 17,762.76	0.61%	\$ 2,369.72	\$ 2,512.17	6.01%
MGS-S Customer 9296	\$ 20,338.05	\$ 20,423.43	0.42%	\$ 1,928.21	\$ 2,039.18	5.76%
MGS-S Customer 9297	\$ 38,297.36	\$ 38,433.93	0.36%	\$ 3,660.72	\$ 3,821.65	4.40%
MGS-S Customer 9298	\$ 105,255.03	\$ 105,544.13	0.27%	\$ 10,567.77	\$ 10,827.09	2.45%
MGS-S Customer 9299	\$ 10,132.89	\$ 10,203.86	0.70%	\$ 1,274.48	\$ 1,376.04	7.97%
MGS-S Customer 9300	\$ 14,418.33	\$ 14,500.67	0.57%	\$ 1,791.02	\$ 1,900.08	6.09%
MGS-S Customer 9301	\$ 153,074.72	\$ 153,409.89	0.22%	\$ 12,666.26	\$ 12,956.29	2.29%
MGS-S Customer 9302	\$ 225,538.89	\$ 225,994.64	0.20%	\$ 18,128.41	\$ 18,496.39	2.03%
MGS-S Customer 9303	\$ 16,881.60	\$ 16,994.26	0.67%	\$ 2,576.23	\$ 2,721.58	5.64%
MGS-S Customer 9304	\$ 12,941.39	\$ 13,042.65	0.78%	\$ 2,059.91	\$ 2,197.89	6.70%
MGS-S Customer 9305	\$ 158,409.60	\$ 158,787.59	0.24%	\$ 14,601.31	\$ 14,918.63	2.17%
MGS-S Customer 9306	\$ 16,445.57	\$ 16,552.46	0.65%	\$ 2,314.66	\$ 2,456.31	6.12%
MGS-S Customer 9307	\$ 57,640.95	\$ 57,824.62	0.32%	\$ 5,795.82	\$ 5,987.31	3.30%
MGS-S Customer 9308	\$ 55,087.09	\$ 55,245.32	0.29%	\$ 4,642.40	\$ 4,817.39	3.77%
MGS-S Customer 9309	\$ 37,771.08	\$ 37,922.11	0.40%	\$ 4,903.23	\$ 5,056.72	3.13%
MGS-S Customer 9310	\$ 55,377.01	\$ 55,595.15	0.39%	\$ 7,320.26	\$ 7,545.51	3.08%
MGS-S Customer 9311	\$ 12,047.51	\$ 12,134.43	0.72%	\$ 1,409.91	\$ 1,538.61	9.13%
MGS-S Customer 9312	\$ 31,107.70	\$ 31,232.32	0.40%	\$ 3,118.89	\$ 3,272.08	4.91%
MGS-S Customer 9313	\$ 7,829.74	\$ 7,919.60	1.15%	\$ 1,542.32	\$ 1,672.85	8.46%
MGS-S Customer 9314	\$ 16,050.06	\$ 16,175.10	0.78%	\$ 3,064.84	\$ 3,240.48	5.73%
MGS-S Customer 9315	\$ 16,143.10	\$ 16,236.50	0.58%	\$ 2,292.10	\$ 2,408.28	5.07%
MGS-S Customer 9316	\$ 17,629.49	\$ 17,733.91	0.59%	\$ 2,792.15	\$ 2,915.51	4.42%
MGS-S Customer 9317	\$ 27,254.20	\$ 27,354.01	0.37%	\$ 2,582.56	\$ 2,702.87	4.66%

Internal Use

Customer	Bundled 8/23 Prices	Bundled 1/24 Prices	Bundled % Difference	Distribution 1/24 Prices	Distribution 8/24 Prices	Distribution % Difference
MGS-S Customer 9318	\$ 41,934.99	\$ 42,087.03	0.36%	\$ 4,363.44	\$ 4,534.50	3.92%
MGS-S Customer 9319	\$ 15,747.51	\$ 15,827.28	0.51%	\$ 1,674.54	\$ 1,781.89	6.41%
MGS-S Customer 9320	\$ 15,440.84	\$ 15,542.50	0.66%	\$ 2,078.03	\$ 2,216.30	6.65%
MGS-S Customer 9321	\$ 5,351.68	\$ 5,434.51	1.55%	\$ 1,226.87	\$ 1,353.13	10.29%
MGS-S Customer 9322	\$ 6,055.14	\$ 6,139.40	1.39%	\$ 1,288.73	\$ 1,415.67	9.85%
MGS-S Customer 9323	\$ 15,747.95	\$ 15,833.21	0.54%	\$ 1,923.88	\$ 2,034.83	5.77%
MGS-S Customer 9324	\$ 16,457.09	\$ 16,554.86	0.59%	\$ 2,491.46	\$ 2,610.56	4.78%
MGS-S Customer 9325	\$ 15,039.60	\$ 15,135.31	0.64%	\$ 1,808.90	\$ 1,943.34	7.43%
MGS-S Customer 9326	\$ 20,902.05	\$ 20,997.13	0.45%	\$ 2,368.17	\$ 2,485.45	4.95%
MGS-S Customer 9327	\$ 14,251.77	\$ 14,339.58	0.62%	\$ 2,037.03	\$ 2,149.46	5.52%
MGS-S Customer 9328	\$ 151,115.73	\$ 151,419.90	0.20%	\$ 11,259.11	\$ 11,528.90	2.40%
MGS-S Customer 9329	\$ 7,182.98	\$ 7,267.32	1.17%	\$ 1,880.29	\$ 1,990.52	5.86%
MGS-S Customer 9330	\$ 8,928.46	\$ 9,015.03	0.97%	\$ 1,392.51	\$ 1,520.86	9.22%
MGS-S Customer 9331	\$ 20,134.98	\$ 20,250.96	0.58%	\$ 2,726.35	\$ 2,873.84	5.41%
MGS-S Customer 9332	\$ 20,895.87	\$ 20,984.55	0.42%	\$ 2,077.22	\$ 2,190.25	5.44%
MGS-S Customer 9333	\$ 1,047.98	\$ 1,119.26	6.80%	\$ 701.04	\$ 819.60	16.91%
MGS-S Customer 9334	\$ 12,754.96	\$ 12,858.20	0.81%	\$ 2,149.12	\$ 2,288.37	6.48%
MGS-S Customer 9335	\$ 26,658.72	\$ 26,777.88	0.45%	\$ 2,871.51	\$ 3,021.16	5.21%
MGS-S Customer 9336	\$ 29,807.89	\$ 29,910.44	0.34%	\$ 2,706.22	\$ 2,828.31	4.51%
MGS-S Customer 9337	\$ 22,293.40	\$ 22,393.79	0.45%	\$ 2,608.65	\$ 2,729.35	4.63%
MGS-S Customer 9338	\$ 20,828.36	\$ 20,998.32	0.82%	\$ 5,048.74	\$ 5,268.75	4.36%
MGS-S Customer 9339	\$ 9,185.75	\$ 9,279.72	1.02%	\$ 1,730.51	\$ 1,863.85	7.71%
MGS-S Customer 9340	\$ 31,658.65	\$ 31,790.75	0.42%	\$ 3,448.38	\$ 3,607.86	4.62%
MGS-S Customer 9341	\$ 11,611.41	\$ 11,696.02	0.73%	\$ 1,897.09	\$ 2,007.86	5.84%
MGS-S Customer 9342	\$ 22,651.74	\$ 22,782.58	0.58%	\$ 3,351.40	\$ 3,522.86	5.12%
MGS-S Customer 9343	\$ 36,624.33	\$ 36,791.37	0.46%	\$ 5,037.30	\$ 5,217.60	3.58%
MGS-S Customer 9344	\$ 14,731.04	\$ 14,844.43	0.77%	\$ 2,609.67	\$ 2,755.55	5.59%
MGS-S Customer 9345	\$ 53,195.94	\$ 53,385.48	0.36%	\$ 6,035.06	\$ 6,235.48	3.32%
MGS-S Customer 9346	\$ 15,116.73	\$ 15,230.79	0.75%	\$ 2,640.18	\$ 2,786.50	5.54%
MGS-S Customer 9347	\$ 4,112.30	\$ 4,175.00	1.52%	\$ 900.88	\$ 997.17	10.69%
MGS-S Customer 9348	\$ 10,250.47	\$ 10,329.01	0.77%	\$ 1,618.63	\$ 1,725.19	6.58%
MGS-S Customer 9349	\$ 51,209.02	\$ 51,419.91	0.41%	\$ 7,027.57	\$ 7,236.56	2.97%
MGS-S Customer 9350	\$ 21,177.32	\$ 21,299.24	0.58%	\$ 2,998.81	\$ 3,150.41	5.06%
MGS-S Customer 9351	\$ 62,318.87	\$ 62,537.89	0.35%	\$ 7,392.07	\$ 7,605.99	2.89%
MGS-S Customer 9352	\$ 7,701.74	\$ 7,792.67	1.18%	\$ 1,592.69	\$ 1,724.06	8.25%
MGS-S Customer 9353	\$ 9,770.76	\$ 9,866.08	0.98%	\$ 1,792.29	\$ 1,926.57	7.49%
MGS-S Customer 9354	\$ 24,354.30	\$ 24,453.79	0.41%	\$ 2,566.65	\$ 2,686.68	4.68%
MGS-S Customer 9355	\$ 11,664.01	\$ 11,744.43	0.69%	\$ 1,702.81	\$ 1,810.52	6.33%
MGS-S Customer 9356	\$ 19,997.49	\$ 20,100.38	0.51%	\$ 2,132.98	\$ 2,271.96	6.52%
MGS-S Customer 9357	\$ 13,364.90	\$ 13,472.46	0.80%	\$ 2,344.79	\$ 2,486.80	6.06%

Internal Use

Customer	Bundled 8/23 Prices	Bundled 1/24 Prices	Bundled % Difference	Distribution 1/24 Prices	Distribution 8/24 Prices	Distribution % Difference
MGS-S Customer 9358	\$ 11,669.18	\$ 11,747.28	0.67%	\$ 1,599.14	\$ 1,705.46	6.65%
MGS-S Customer 9359	\$ 9,395.32	\$ 9,513.01	1.25%	\$ 2,810.63	\$ 2,959.79	5.31%
MGS-S Customer 9360	\$ 13,914.93	\$ 14,014.02	0.71%	\$ 1,961.92	\$ 2,098.56	6.96%
MGS-S Customer 9361	\$ 51,719.85	\$ 51,876.07	0.30%	\$ 4,552.59	\$ 4,726.36	3.82%
MGS-S Customer 9362	\$ 26,617.69	\$ 26,739.53	0.46%	\$ 2,994.08	\$ 3,145.54	5.06%
MGS-S Customer 9363	\$ 40,131.25	\$ 40,290.70	0.40%	\$ 4,697.91	\$ 4,873.67	3.74%
MGS-S Customer 9364	\$ 45,866.45	\$ 45,991.16	0.27%	\$ 3,121.75	\$ 3,274.87	4.90%
MGS-S Customer 9365	\$ 38,164.52	\$ 38,296.61	0.35%	\$ 3,456.61	\$ 3,614.55	4.57%
MGS-S Customer 9366	\$ 12,738.87	\$ 12,832.49	0.73%	\$ 1,712.73	\$ 1,845.71	7.76%
MGS-S Customer 9367	\$ 109,972.75	\$ 110,208.34	0.21%	\$ 8,146.98	\$ 8,371.97	2.76%
MGS-S Customer 9368	\$ 24,747.73	\$ 24,844.65	0.39%	\$ 2,451.40	\$ 2,569.87	4.83%
MGS-S Customer 9369	\$ 11,479.50	\$ 11,560.55	0.71%	\$ 1,731.79	\$ 1,839.94	6.24%
MGS-S Customer 9370	\$ 10,497.44	\$ 10,575.64	0.74%	\$ 1,603.41	\$ 1,709.76	6.63%
MGS-S Customer 9371	\$ 95,768.84	\$ 96,044.50	0.29%	\$ 9,971.72	\$ 10,223.38	2.52%
MGS-S Customer 9372	\$ 17,329.92	\$ 17,452.42	0.71%	\$ 2,948.29	\$ 3,123.17	5.93%
MGS-S Customer 9373	\$ 21,710.28	\$ 21,852.34	0.65%	\$ 3,912.13	\$ 4,076.83	4.21%
MGS-S Customer 9374	\$ 9,122.91	\$ 9,216.88	1.03%	\$ 1,729.60	\$ 1,862.89	7.71%
MGS-S Customer 9375	\$ 30,249.38	\$ 30,356.15	0.35%	\$ 2,898.04	\$ 3,022.90	4.31%
MGS-S Customer 9376	\$ 197,682.26	\$ 198,158.08	0.24%	\$ 18,953.68	\$ 19,356.32	2.12%
MGS-S Customer 9377	\$ 32,266.08	\$ 32,416.44	0.47%	\$ 4,280.50	\$ 4,449.92	3.96%
MGS-S Customer 9378	\$ 104,159.77	\$ 104,483.95	0.31%	\$ 11,806.51	\$ 12,199.34	3.33%
MGS-S Customer 9379	\$ 15,940.97	\$ 16,051.38	0.69%	\$ 3,061.77	\$ 3,188.87	4.15%
MGS-S Customer 9380	\$ 1,818.22	\$ 1,892.74	4.10%	\$ 847.56	\$ 968.18	14.23%
MGS-S Customer 9381	\$ 57,430.19	\$ 57,638.83	0.36%	\$ 6,912.91	\$ 7,124.53	3.06%
MGS-S Customer 9382	\$ 19,118.03	\$ 19,218.60	0.53%	\$ 2,027.10	\$ 2,164.52	6.78%
MGS-S Customer 9383	\$ 9,744.30	\$ 9,821.90	0.80%	\$ 1,576.21	\$ 1,682.15	6.72%
MGS-S Customer 9384	\$ 52,654.06	\$ 52,828.81	0.33%	\$ 5,390.82	\$ 5,576.50	3.44%
MGS-S Customer 9385	\$ 20,336.66	\$ 20,432.44	0.47%	\$ 2,397.57	\$ 2,515.12	4.90%
MGS-S Customer 9386	\$ 20,196.00	\$ 20,285.98	0.45%	\$ 2,136.19	\$ 2,250.07	5.33%
MGS-S Customer 9387	\$ 12,318.65	\$ 12,401.79	0.67%	\$ 1,826.21	\$ 1,935.68	5.99%
MGS-S Customer 9388	\$ 24,125.36	\$ 24,225.42	0.41%	\$ 2,593.09	\$ 2,713.52	4.64%
MGS-S Customer 9389	\$ 21,100.74	\$ 21,223.44	0.58%	\$ 3,034.26	\$ 3,186.38	5.01%
MGS-S Customer 9390	\$ 28,334.92	\$ 28,451.71	0.41%	\$ 2,764.04	\$ 2,912.12	5.36%
MGS-S Customer 9391	\$ 101,864.93	\$ 102,248.49	0.38%	\$ 14,847.87	\$ 15,168.30	2.16%
MGS-S Customer 9392	\$ 95,778.98	\$ 96,099.35	0.33%	\$ 11,988.97	\$ 12,268.88	2.33%
MGS-S Customer 9393	\$ 8,517.85	\$ 8,608.22	1.06%	\$ 1,566.52	\$ 1,697.46	8.36%
MGS-S Customer 9394	\$ 5,259.08	\$ 5,341.77	1.57%	\$ 1,216.43	\$ 1,342.25	10.34%
MGS-S Customer 9395	\$ 266,563.49	\$ 267,050.17	0.18%	\$ 19,442.73	\$ 19,859.95	2.15%
MGS-S Customer 9396	\$ 11,402.64	\$ 11,494.12	0.80%	\$ 1,616.38	\$ 1,747.99	8.14%
MGS-S Customer 9397	\$ 48,814.63	\$ 48,967.31	0.31%	\$ 4,393.12	\$ 4,564.69	3.91%

Internal Use

Customer	Bundled 8/23 Prices	Bundled 1/24 Prices	Bundled % Difference	Distribution 1/24 Prices	Distribution 8/24 Prices	Distribution % Difference
MGS-S Customer 9398	\$ 14,511.72	\$ 14,582.79	0.49%	\$ 1,279.06	\$ 1,380.72	7.95%
MGS-S Customer 9399	\$ 15,150.41	\$ 15,251.05	0.66%	\$ 2,030.56	\$ 2,168.05	6.77%
MGS-S Customer 9400	\$ 14,766.76	\$ 14,876.58	0.74%	\$ 2,448.64	\$ 2,592.27	5.87%
MGS-S Customer 9401	\$ 12,858.59	\$ 12,957.13	0.77%	\$ 1,934.90	\$ 2,071.01	7.03%
MGS-S Customer 9402	\$ 8,218.37	\$ 8,327.10	1.32%	\$ 2,397.98	\$ 2,540.80	5.96%
MGS-S Customer 9403	\$ 19,603.59	\$ 19,721.07	0.60%	\$ 2,795.58	\$ 2,944.13	5.31%
MGS-S Customer 9404	\$ 19,055.52	\$ 19,147.28	0.48%	\$ 2,217.19	\$ 2,332.26	5.19%
MGS-S Customer 9405	\$ 31,323.01	\$ 31,439.39	0.37%	\$ 3,333.55	\$ 3,464.64	3.93%
MGS-S Customer 9406	\$ 16,677.13	\$ 16,753.12	0.46%	\$ 1,499.41	\$ 1,604.02	6.98%
MGS-S Customer 9407	\$ 10,783.50	\$ 10,877.34	0.87%	\$ 1,724.00	\$ 1,857.23	7.73%
MGS-S Customer 9408	\$ 61,019.94	\$ 61,226.23	0.34%	\$ 6,822.41	\$ 7,028.69	3.02%
MGS-S Customer 9409	\$ 16,967.82	\$ 17,062.42	0.56%	\$ 2,345.58	\$ 2,462.49	4.98%
MGS-S Customer 9410	\$ 8,010.21	\$ 8,115.83	1.32%	\$ 2,843.66	\$ 2,967.60	4.36%
MGS-S Customer 9411	\$ 9,132.55	\$ 9,208.15	0.83%	\$ 1,484.75	\$ 1,589.35	7.04%
MGS-S Customer 9412	\$ 8,030.73	\$ 8,126.45	1.19%	\$ 1,810.19	\$ 1,944.72	7.43%
MGS-S Customer 9413	\$ 27,981.99	\$ 28,126.31	0.52%	\$ 3,892.93	\$ 4,093.99	5.16%
MGS-S Customer 9414	\$ 15,010.01	\$ 15,119.84	0.73%	\$ 2,447.25	\$ 2,590.72	5.86%
MGS-S Customer 9415	\$ 8,504.17	\$ 8,583.68	0.93%	\$ 1,665.37	\$ 1,772.80	6.45%
MGS-S Customer 9416	\$ 38,386.12	\$ 38,515.17	0.34%	\$ 3,908.40	\$ 4,047.72	3.56%
MGS-S Customer 9417	\$ 17,362.03	\$ 17,445.78	0.48%	\$ 1,854.34	\$ 1,964.27	5.93%
MGS-S Customer 9418	\$ 124,264.81	\$ 124,538.64	0.22%	\$ 9,868.57	\$ 10,117.35	2.52%
MGS-S Customer 9419	\$ 31,733.93	\$ 31,860.42	0.40%	\$ 3,203.75	\$ 3,358.13	4.82%
MGS-S Customer 9420	\$ 6,297.30	\$ 6,382.17	1.35%	\$ 1,319.80	\$ 1,447.41	9.67%
MGS-S Customer 9421	\$ 11,689.84	\$ 11,796.34	0.91%	\$ 2,298.78	\$ 2,440.30	6.16%
MGS-S Customer 9422	\$ 27,809.74	\$ 27,924.22	0.41%	\$ 3,248.31	\$ 3,378.24	4.00%
MGS-S Customer 9423	\$ 18,011.18	\$ 18,130.32	0.66%	\$ 2,870.20	\$ 3,019.77	5.21%
MGS-S Customer 9424	\$ 18,804.64	\$ 18,938.66	0.71%	\$ 3,545.56	\$ 3,704.89	4.49%
MGS-S Customer 9425	\$ 30,494.66	\$ 30,631.19	0.45%	\$ 3,661.10	\$ 3,822.18	4.40%
MGS-S Customer 9426	\$ 18,415.18	\$ 18,530.76	0.63%	\$ 2,711.15	\$ 2,858.62	5.44%
MGS-S Customer 9427	\$ 26,554.19	\$ 26,700.61	0.55%	\$ 4,107.47	\$ 4,274.80	4.07%
MGS-S Customer 9428	\$ 64,109.75	\$ 64,340.34	0.36%	\$ 7,909.85	\$ 8,130.71	2.79%
MGS-S Customer 9429	\$ 27,957.95	\$ 28,092.12	0.48%	\$ 3,545.18	\$ 3,704.00	4.48%
MGS-S Customer 9430	\$ 22,477.97	\$ 22,622.85	0.64%	\$ 3,915.07	\$ 4,118.12	5.19%
MGS-S Customer 9431	\$ 67,216.20	\$ 67,414.02	0.29%	\$ 6,438.19	\$ 6,638.97	3.12%
MGS-S Customer 9432	\$ 38,671.85	\$ 38,843.53	0.44%	\$ 5,257.17	\$ 5,441.30	3.50%
MGS-S Customer 9433	\$ 10,542.42	\$ 10,642.89	0.95%	\$ 2,023.82	\$ 2,161.31	6.79%
MGS-S Customer 9434	\$ 45,268.85	\$ 45,414.95	0.32%	\$ 4,086.57	\$ 4,253.17	4.08%
MGS-S Customer 9435	\$ 159,671.16	\$ 160,089.33	0.26%	\$ 16,435.97	\$ 16,780.50	2.10%
MGS-S Customer 9436	\$ 21,269.95	\$ 21,380.03	0.52%	\$ 2,461.22	\$ 2,605.05	5.84%
MGS-S Customer 9437	\$ 266,445.11	\$ 266,915.53	0.18%	\$ 18,794.55	\$ 19,172.12	2.01%

Customer	Bundled 8/23 Prices	Bundled 1/24 Prices	Bundled % Difference	Distribution 1/24 Prices	Distribution 8/24 Prices	Distribution % Difference
MGS-S Customer 9438	\$ 48,832.69	\$ 49,039.14	0.42%	\$ 6,723.71	\$ 6,960.99	3.53%
MGS-S Customer 9439	\$ 8,366.71	\$ 8,453.10	1.03%	\$ 1,384.64	\$ 1,512.89	9.26%
MGS-S Customer 9440	\$ 15,226.90	\$ 15,362.58	0.89%	\$ 3,562.61	\$ 3,740.20	4.98%
MGS-S Customer 9441	\$ 41,435.35	\$ 41,627.03	0.46%	\$ 6,156.78	\$ 6,353.28	3.19%
MGS-S Customer 9442	\$ 22,181.31	\$ 22,297.47	0.52%	\$ 2,734.86	\$ 2,882.49	5.40%
MGS-S Customer 9443	\$ 9,778.07	\$ 9,867.34	0.91%	\$ 1,517.73	\$ 1,648.05	8.59%
MGS-S Customer 9444	\$ 7,462.38	\$ 7,545.54	1.11%	\$ 1,239.19	\$ 1,365.44	10.19%
MGS-S Customer 9445	\$ 20,181.36	\$ 20,297.92	0.58%	\$ 2,752.41	\$ 2,900.25	5.37%
MGS-S Customer 9446	\$ 12,691.34	\$ 12,788.83	0.77%	\$ 1,888.30	\$ 2,023.81	7.18%
MGS-S Customer 9447	\$ 11,770.61	\$ 11,867.28	0.82%	\$ 1,851.69	\$ 1,986.69	7.29%
MGS-S Customer 9448	\$ 26,092.44	\$ 26,210.74	0.45%	\$ 2,832.15	\$ 2,981.19	5.26%
MGS-S Customer 9449	\$ 10,805.97	\$ 10,899.93	0.87%	\$ 1,728.50	\$ 1,861.73	7.71%
MGS-S Customer 9450	\$ 12,016.43	\$ 12,111.19	0.79%	\$ 1,764.94	\$ 1,898.69	7.58%
MGS-S Customer 9451	\$ 13,087.63	\$ 13,167.84	0.61%	\$ 1,694.06	\$ 1,801.68	6.35%
MGS-S Customer 9452	\$ 10,531.91	\$ 10,624.10	0.88%	\$ 1,648.41	\$ 1,780.49	8.01%
MGS-S Customer 9453	\$ 20,504.02	\$ 20,622.88	0.58%	\$ 2,854.13	\$ 3,003.25	5.22%
MGS-S Customer 9454	\$ 95,947.88	\$ 96,157.82	0.22%	\$ 6,986.13	\$ 7,194.61	2.98%
MGS-S Customer 9455	\$ 13,629.00	\$ 13,748.99	0.88%	\$ 2,908.63	\$ 3,058.76	5.16%
MGS-S Customer 9456	\$ 28,625.15	\$ 28,738.13	0.39%	\$ 3,179.93	\$ 3,308.85	4.05%
MGS-S Customer 9457	\$ 7,131.72	\$ 7,201.09	0.97%	\$ 1,203.06	\$ 1,303.68	8.36%
MGS-S Customer 9458	\$ 17,662.30	\$ 17,747.97	0.49%	\$ 1,941.41	\$ 2,052.55	5.72%
MGS-S Customer 9459	\$ 27,308.38	\$ 27,455.05	0.54%	\$ 4,118.14	\$ 4,285.60	4.07%
MGS-S Customer 9460	\$ 162,011.55	\$ 162,318.07	0.19%	\$ 11,366.54	\$ 11,637.91	2.39%
MGS-S Customer 9461	\$ 146,754.86	\$ 147,359.22	0.41%	\$ 24,253.68	\$ 24,903.45	2.68%
MGS-S Customer 9462	\$ 15,920.96	\$ 16,009.95	0.56%	\$ 2,092.61	\$ 2,205.98	5.42%
MGS-S Customer 9463	\$ 104,354.31	\$ 104,621.10	0.26%	\$ 9,455.07	\$ 9,736.07	2.97%
MGS-S Customer 9464	\$ 27,028.97	\$ 27,167.77	0.51%	\$ 3,762.84	\$ 3,925.30	4.32%
MGS-S Customer 9465	\$ 27,972.40	\$ 28,103.25	0.47%	\$ 3,402.12	\$ 3,559.41	4.62%
MGS-S Customer 9466	\$ 43,371.63	\$ 43,529.70	0.36%	\$ 4,569.12	\$ 4,763.31	4.25%
MGS-S Customer 9467	\$ 15,287.47	\$ 15,390.16	0.67%	\$ 2,124.82	\$ 2,263.74	6.54%
MGS-S Customer 9468	\$ 10,240.06	\$ 10,346.55	1.04%	\$ 2,295.37	\$ 2,436.65	6.15%
MGS-S Customer 9469	\$ 8,045.76	\$ 8,137.49	1.14%	\$ 1,628.87	\$ 1,760.77	8.10%
MGS-S Customer 9470	\$ 13,027.21	\$ 13,115.19	0.68%	\$ 2,046.40	\$ 2,159.08	5.51%
MGS-S Customer 9471	\$ 33,150.90	\$ 33,278.87	0.39%	\$ 3,268.63	\$ 3,423.78	4.75%
MGS-S Customer 9472	\$ 10,357.26	\$ 10,458.37	0.98%	\$ 2,642.24	\$ 2,763.51	4.59%
MGS-S Customer 9473	\$ 8,340.36	\$ 8,411.94	0.86%	\$ 1,302.67	\$ 1,404.69	7.83%
MGS-S Customer 9474	\$ 109,111.53	\$ 109,420.89	0.28%	\$ 11,450.80	\$ 11,737.33	2.50%
MGS-S Customer 9475	\$ 21,502.80	\$ 21,592.18	0.42%	\$ 2,109.40	\$ 2,222.96	5.38%
MGS-S Customer 9476	\$ 36,722.82	\$ 36,887.02	0.45%	\$ 4,908.87	\$ 5,087.37	3.64%
MGS-S Customer 9477	\$ 49,334.99	\$ 49,530.64	0.40%	\$ 6,332.09	\$ 6,530.80	3.14%

Internal Use

Customer	Bundled 8/23 Prices	Bundled 1/24 Prices	Bundled % Difference	Distribution 1/24 Prices	Distribution 8/24 Prices	Distribution % Difference
MGS-S Customer 9478	\$ 9,257.27	\$ 9,329.03	0.78%	\$ 1,310.57	\$ 1,412.66	7.79%
MGS-S Customer 9479	\$ 31,234.38	\$ 31,384.04	0.48%	\$ 4,234.29	\$ 4,409.61	4.14%
MGS-S Customer 9480	\$ 11,200.34	\$ 11,279.76	0.71%	\$ 1,657.17	\$ 1,764.18	6.46%
MGS-S Customer 9481	\$ 29,022.33	\$ 29,148.41	0.43%	\$ 3,186.53	\$ 3,340.74	4.84%
MGS-S Customer 9482	\$ 22,137.91	\$ 22,265.25	0.58%	\$ 3,241.21	\$ 3,396.06	4.78%
MGS-S Customer 9483	\$ 26,185.17	\$ 26,280.40	0.36%	\$ 2,374.88	\$ 2,492.24	4.94%
MGS-S Customer 9484	\$ 9,619.09	\$ 9,694.11	0.78%	\$ 1,459.41	\$ 1,563.70	7.15%
MGS-S Customer 9485	\$ 18,406.36	\$ 18,513.53	0.58%	\$ 2,327.76	\$ 2,469.59	6.09%
MGS-S Customer 9486	\$ 79,664.40	\$ 79,869.13	0.26%	\$ 6,747.67	\$ 6,952.58	3.04%
MGS-S Customer 9487	\$ 12,067.75	\$ 12,184.81	0.97%	\$ 2,710.46	\$ 2,878.44	6.20%
MGS-S Customer 9488	\$ 22,483.57	\$ 22,620.13	0.61%	\$ 3,658.72	\$ 3,819.49	4.39%
MGS-S Customer 9489	\$ 8,676.08	\$ 8,774.96	1.14%	\$ 1,951.68	\$ 2,088.14	6.99%
MGS-S Customer 9490	\$ 18,028.25	\$ 18,130.66	0.57%	\$ 2,110.95	\$ 2,249.63	6.57%
MGS-S Customer 9491	\$ 57,583.16	\$ 57,798.81	0.37%	\$ 7,240.41	\$ 7,452.21	2.93%
MGS-S Customer 9492	\$ 12,821.75	\$ 12,920.07	0.77%	\$ 1,927.42	\$ 2,063.57	7.06%
MGS-S Customer 9493	\$ 33,699.39	\$ 33,835.90	0.41%	\$ 3,658.59	\$ 3,819.52	4.40%
MGS-S Customer 9494	\$ 9,664.38	\$ 9,745.17	0.84%	\$ 1,719.76	\$ 1,827.69	6.28%
MGS-S Customer 9495	\$ 9,847.45	\$ 9,923.28	0.77%	\$ 1,495.75	\$ 1,600.54	7.01%
MGS-S Customer 9496	\$ 5,929.29	\$ 6,013.51	1.42%	\$ 1,274.19	\$ 1,404.55	10.23%
MGS-S Customer 9497	\$ 16,386.62	\$ 16,468.12	0.50%	\$ 1,751.83	\$ 1,860.24	6.19%
MGS-S Customer 9498	\$ 35,270.06	\$ 35,431.85	0.46%	\$ 4,800.51	\$ 4,977.51	3.69%
MGS-S Customer 9499	\$ 9,633.74	\$ 9,728.75	0.99%	\$ 1,777.57	\$ 1,911.60	7.54%
MGS-S Customer 9500	\$ 12,212.92	\$ 12,293.88	0.66%	\$ 1,728.03	\$ 1,836.12	6.26%
MGS-S Customer 9501	\$ 16,378.21	\$ 16,469.98	0.56%	\$ 2,218.70	\$ 2,333.86	5.19%
MGS-S Customer 9502	\$ 10,462.35	\$ 10,539.77	0.74%	\$ 1,566.67	\$ 1,672.43	6.75%
MGS-S Customer 9503	\$ 11,024.85	\$ 11,106.85	0.74%	\$ 1,775.68	\$ 1,884.49	6.13%
MGS-S Customer 9504	\$ 5,833.98	\$ 5,917.77	1.44%	\$ 1,857.81	\$ 1,967.86	5.92%
MGS-S Customer 9505	\$ 17,545.17	\$ 17,633.11	0.50%	\$ 2,044.30	\$ 2,156.91	5.51%
MGS-S Customer 9506	\$ 3,974.49	\$ 4,038.85	1.62%	\$ 974.48	\$ 1,071.70	9.98%
MGS-S Customer 9507	\$ 49,010.50	\$ 49,173.43	0.33%	\$ 4,854.57	\$ 5,032.53	3.67%
MGS-S Customer 9508	\$ 108,239.34	\$ 108,540.17	0.28%	\$ 11,100.94	\$ 11,367.97	2.41%
MGS-S Customer 9509	\$ 14,409.78	\$ 14,530.04	0.83%	\$ 2,921.21	\$ 3,071.55	5.15%
MGS-S Customer 9510	\$ 25,822.92	\$ 25,941.64	0.46%	\$ 2,852.36	\$ 3,001.77	5.24%
MGS-S Customer 9511	\$ 20,658.32	\$ 20,746.66	0.43%	\$ 2,062.82	\$ 2,175.73	5.47%
MGS-S Customer 9512	\$ 12,817.13	\$ 12,919.52	0.80%	\$ 2,111.84	\$ 2,250.64	6.57%
MGS-S Customer 9513	\$ 11,626.89	\$ 11,706.41	0.68%	\$ 1,662.53	\$ 1,769.69	6.45%
MGS-S Customer 9514	\$ 37,615.07	\$ 37,760.61	0.39%	\$ 4,650.46	\$ 4,800.06	3.22%
MGS-S Customer 9515	\$ 17,494.29	\$ 17,601.54	0.61%	\$ 2,312.54	\$ 2,461.17	6.43%
MGS-S Customer 9516	\$ 18,850.44	\$ 18,955.96	0.56%	\$ 2,252.06	\$ 2,392.73	6.25%
MGS-S Customer 9517	\$ 112,500.18	\$ 112,812.38	0.28%	\$ 11,553.56	\$ 11,844.87	2.52%

Internal Use

Customer	Bundled 8/23 Prices	Bundled 1/24 Prices	Bundled % Difference	Distribution 1/24 Prices	Distribution 8/24 Prices	Distribution % Difference
MGS-S Customer 9518	\$ 10,066.98	\$ 10,175.52	1.08%	\$ 2,389.50	\$ 2,532.19	5.97%
MGS-S Customer 9519	\$ 11,761.61	\$ 11,836.89	0.64%	\$ 1,470.09	\$ 1,574.48	7.10%
MGS-S Customer 9520	\$ 18,855.87	\$ 18,974.13	0.63%	\$ 2,829.75	\$ 2,978.71	5.26%
MGS-S Customer 9521	\$ 34,756.21	\$ 34,895.19	0.40%	\$ 3,765.40	\$ 3,927.52	4.31%
MGS-S Customer 9522	\$ 21,834.87	\$ 21,962.95	0.59%	\$ 3,277.76	\$ 3,433.35	4.75%
MGS-S Customer 9523	\$ 2,816.82	\$ 2,880.75	2.27%	\$ 954.85	\$ 1,051.81	10.15%
MGS-S Customer 9524	\$ 13,019.02	\$ 13,104.60	0.66%	\$ 1,935.72	\$ 2,046.67	5.73%
MGS-S Customer 9525	\$ 84,741.94	\$ 85,040.43	0.35%	\$ 10,995.84	\$ 11,261.41	2.42%
MGS-S Customer 9526	\$ 10,333.82	\$ 10,429.75	0.93%	\$ 1,817.58	\$ 1,952.06	7.40%
MGS-S Customer 9527	\$ 12,061.99	\$ 12,174.07	0.93%	\$ 2,554.43	\$ 2,699.79	5.69%
MGS-S Customer 9528	\$ 39,275.51	\$ 39,439.63	0.42%	\$ 4,910.25	\$ 5,089.09	3.64%
MGS-S Customer 9529	\$ 19,896.92	\$ 19,990.41	0.47%	\$ 2,297.04	\$ 2,413.35	5.06%
MGS-S Customer 9530	\$ 9,871.28	\$ 9,951.06	0.81%	\$ 1,677.63	\$ 1,785.25	6.42%
MGS-S Customer 9531	\$ 28,122.58	\$ 28,251.17	0.46%	\$ 3,300.30	\$ 3,456.16	4.72%
MGS-S Customer 9532	\$ 10,298.48	\$ 10,381.90	0.81%	\$ 1,838.09	\$ 1,947.68	5.96%
MGS-S Customer 9533	\$ 21,931.93	\$ 22,019.74	0.40%	\$ 2,037.91	\$ 2,150.42	5.52%
MGS-S Customer 9534	\$ 912.77	\$ 984.85	7.90%	\$ 737.17	\$ 856.24	16.15%
MGS-S Customer 9535	\$ 39,860.49	\$ 39,996.56	0.34%	\$ 3,637.98	\$ 3,798.58	4.41%
MGS-S Customer 9536	\$ 8,826.04	\$ 8,902.08	0.86%	\$ 1,505.27	\$ 1,610.21	6.97%
MGS-S Customer 9537	\$ 62,390.53	\$ 62,610.70	0.35%	\$ 7,382.61	\$ 7,616.77	3.17%
MGS-S Customer 9538	\$ 10,645.34	\$ 10,739.41	0.88%	\$ 1,730.82	\$ 1,863.89	7.69%
MGS-S Customer 9539	\$ 11,655.55	\$ 11,751.93	0.83%	\$ 1,839.71	\$ 1,974.60	7.33%
MGS-S Customer 9540	\$ 42,512.72	\$ 42,688.32	0.41%	\$ 5,436.68	\$ 5,623.52	3.44%
MGS-S Customer 9541	\$ 10,326.46	\$ 10,399.95	0.71%	\$ 1,389.28	\$ 1,492.52	7.43%
MGS-S Customer 9542	\$ 19,539.32	\$ 19,632.75	0.48%	\$ 2,292.71	\$ 2,408.86	5.07%
MGS-S Customer 9543	\$ 13,763.83	\$ 13,863.80	0.73%	\$ 2,001.52	\$ 2,138.68	6.85%
MGS-S Customer 9544	\$ 4,095.84	\$ 4,157.87	1.51%	\$ 869.67	\$ 965.48	11.02%
MGS-S Customer 9545	\$ 32,371.62	\$ 32,532.92	0.50%	\$ 4,771.82	\$ 4,947.97	3.69%
MGS-S Customer 9546	\$ 28,248.74	\$ 28,419.41	0.60%	\$ 5,204.15	\$ 5,387.02	3.51%
MGS-S Customer 9547	\$ 10,372.92	\$ 10,471.45	0.95%	\$ 1,935.62	\$ 2,071.81	7.04%
MGS-S Customer 9548	\$ 5,811.41	\$ 5,895.36	1.44%	\$ 1,275.12	\$ 1,401.88	9.94%
MGS-S Customer 9549	\$ 154,191.22	\$ 154,582.34	0.25%	\$ 15,172.79	\$ 15,496.65	2.13%
MGS-S Customer 9550	\$ 24,876.60	\$ 24,977.12	0.40%	\$ 2,615.12	\$ 2,735.97	4.62%
MGS-S Customer 9551	\$ 9,348.82	\$ 9,420.10	0.76%	\$ 701.04	\$ 819.60	16.91%
MGS-S Customer 9552	\$ 56,176.47	\$ 56,364.61	0.33%	\$ 5,997.86	\$ 6,192.20	3.24%
MGS-S Customer 9553	\$ 18,752.75	\$ 18,845.36	0.49%	\$ 2,255.82	\$ 2,371.45	5.13%
MGS-S Customer 9554	\$ 15,261.20	\$ 15,362.61	0.66%	\$ 2,057.78	\$ 2,198.49	6.84%
MGS-S Customer 9555	\$ 483.84	\$ 538.56	11.31%	\$ 538.56	\$ 629.64	16.91%
MGS-S Customer 9556	\$ 15,069.86	\$ 15,184.02	0.76%	\$ 2,645.08	\$ 2,791.48	5.53%
MGS-S Customer 9557	\$ 19,376.80	\$ 19,480.78	0.54%	\$ 2,183.70	\$ 2,323.52	6.40%

Internal Use

Customer	Bundled 8/23 Prices	Bundled 1/24 Prices	Bundled % Difference	Distribution 1/24 Prices	Distribution 8/24 Prices	Distribution % Difference
MGS-S Customer 9558	\$ 9,780.44	\$ 9,869.50	0.91%	\$ 1,507.11	\$ 1,637.21	8.63%
MGS-S Customer 9559	\$ 38,393.09	\$ 38,551.31	0.41%	\$ 4,640.73	\$ 4,815.57	3.77%
MGS-S Customer 9560	\$ 71,592.27	\$ 71,792.99	0.28%	\$ 6,567.81	\$ 6,770.29	3.08%
MGS-S Customer 9561	\$ 12,068.90	\$ 12,153.57	0.70%	\$ 1,895.88	\$ 2,006.37	5.83%
MGS-S Customer 9562	\$ 6,693.89	\$ 6,761.83	1.01%	\$ 1,137.89	\$ 1,237.54	8.76%
MGS-S Customer 9563	\$ 57,207.37	\$ 57,395.03	0.33%	\$ 5,974.09	\$ 6,167.94	3.24%
MGS-S Customer 9564	\$ 6,894.89	\$ 6,967.49	1.05%	\$ 1,350.83	\$ 1,453.65	7.61%
MGS-S Customer 9565	\$ 17,380.57	\$ 17,497.73	0.67%	\$ 2,781.18	\$ 2,929.55	5.33%
MGS-S Customer 9566	\$ 84,412.80	\$ 84,719.12	0.36%	\$ 10,977.65	\$ 11,362.94	3.51%
MGS-S Customer 9567	\$ 19,636.23	\$ 19,744.21	0.55%	\$ 2,365.07	\$ 2,507.50	6.02%
MGS-S Customer 9568	\$ 82,239.71	\$ 82,430.82	0.23%	\$ 6,131.96	\$ 6,328.18	3.20%
MGS-S Customer 9569	\$ 38,903.20	\$ 39,069.86	0.43%	\$ 5,022.71	\$ 5,202.99	3.59%
MGS-S Customer 9570	\$ 16,321.65	\$ 16,427.19	0.65%	\$ 2,252.88	\$ 2,393.57	6.24%
MGS-S Customer 9571	\$ 16,822.87	\$ 16,943.34	0.72%	\$ 2,929.51	\$ 3,079.88	5.13%
MGS-S Customer 9572	\$ 20,520.41	\$ 20,639.73	0.58%	\$ 2,879.49	\$ 3,029.29	5.20%
MGS-S Customer 9573	\$ 7,312.13	\$ 7,389.58	1.06%	\$ 1,569.69	\$ 1,675.57	6.75%
MGS-S Customer 9574	\$ 40,463.47	\$ 40,597.33	0.33%	\$ 3,536.80	\$ 3,695.90	4.50%
MGS-S Customer 9575	\$ 13,566.09	\$ 13,663.82	0.72%	\$ 1,901.24	\$ 2,037.06	7.14%
MGS-S Customer 9576	\$ 7,786.14	\$ 7,880.38	1.21%	\$ 1,742.25	\$ 1,875.72	7.66%
MGS-S Customer 9577	\$ 15,124.45	\$ 15,218.82	0.62%	\$ 2,335.97	\$ 2,452.79	5.00%
MGS-S Customer 9578	\$ 7,734.91	\$ 7,828.20	1.21%	\$ 1,700.95	\$ 1,833.96	7.82%
MGS-S Customer 9579	\$ 5,215.44	\$ 5,289.12	1.41%	\$ 1,400.03	\$ 1,503.58	7.40%
MGS-S Customer 9580	\$ 11,998.20	\$ 12,100.12	0.85%	\$ 2,074.56	\$ 2,216.76	6.85%
MGS-S Customer 9581	\$ 4,397.69	\$ 4,459.97	1.42%	\$ 880.40	\$ 976.29	10.89%
MGS-S Customer 9582	\$ 10,055.27	\$ 10,144.24	0.88%	\$ 2,090.36	\$ 2,203.59	5.42%
MGS-S Customer 9583	\$ 137,409.41	\$ 137,731.33	0.23%	\$ 11,945.80	\$ 12,265.58	2.68%
MGS-S Customer 9584	\$ 17,894.64	\$ 18,002.66	0.60%	\$ 2,365.81	\$ 2,508.15	6.02%
MGS-S Customer 9585	\$ 23,805.12	\$ 23,937.75	0.56%	\$ 3,480.54	\$ 3,638.78	4.55%
MGS-S Customer 9586	\$ 12,880.59	\$ 12,981.98	0.79%	\$ 2,065.90	\$ 2,204.02	6.69%
MGS-S Customer 9587	\$ 9,232.34	\$ 9,313.30	0.88%	\$ 1,727.85	\$ 1,835.94	6.26%
MGS-S Customer 9588	\$ 70,137.83	\$ 70,345.67	0.30%	\$ 6,886.65	\$ 7,093.43	3.00%
MGS-S Customer 9589	\$ 15,151.77	\$ 15,255.91	0.69%	\$ 2,191.27	\$ 2,331.20	6.39%
MGS-S Customer 9590	\$ 2,488.52	\$ 2,570.34	3.29%	\$ 1,177.52	\$ 1,302.83	10.64%
MGS-S Customer 9591	\$ 11,788.44	\$ 11,884.37	0.81%	\$ 1,820.52	\$ 1,955.24	7.40%
MGS-S Customer 9592	\$ 62,277.23	\$ 62,560.37	0.45%	\$ 10,307.67	\$ 10,563.97	2.49%
MGS-S Customer 9593	\$ 59,366.44	\$ 59,635.76	0.45%	\$ 9,572.05	\$ 9,849.84	2.90%
MGS-S Customer 9594	\$ 11,833.94	\$ 11,912.98	0.67%	\$ 1,639.56	\$ 1,746.29	6.51%
MGS-S Customer 9595	\$ 13,919.60	\$ 14,002.47	0.60%	\$ 1,813.21	\$ 1,922.45	6.02%
MGS-S Customer 9596	\$ 7,020.12	\$ 7,114.27	1.34%	\$ 1,736.95	\$ 1,870.26	7.67%
MGS-S Customer 9597	\$ 46,658.92	\$ 46,771.42	0.24%	\$ 3,157.29	\$ 3,285.83	4.07%

Internal Use

Customer	Bundled 8/23 Prices	Bundled 1/24 Prices	Bundled % Difference	Distribution 1/24 Prices	Distribution 8/24 Prices	Distribution % Difference
MGS-S Customer 9598	\$ 10,064.64	\$ 10,177.62	1.12%	\$ 2,590.32	\$ 2,735.85	5.62%
MGS-S Customer 9599	\$ 40,157.38	\$ 40,315.54	0.39%	\$ 4,635.27	\$ 4,809.88	3.77%
MGS-S Customer 9600	\$ 15,257.96	\$ 15,370.05	0.73%	\$ 2,547.90	\$ 2,692.69	5.68%
MGS-S Customer 9601	\$ 67,762.95	\$ 67,945.41	0.27%	\$ 5,741.48	\$ 5,932.26	3.32%
MGS-S Customer 9602	\$ 58,200.10	\$ 58,403.18	0.35%	\$ 6,673.84	\$ 6,877.77	3.06%
MGS-S Customer 9603	\$ 8,273.60	\$ 8,351.98	0.95%	\$ 1,611.10	\$ 1,717.54	6.61%
MGS-S Customer 9604	\$ 17,372.61	\$ 17,477.83	0.61%	\$ 2,240.08	\$ 2,380.72	6.28%
MGS-S Customer 9605	\$ 12,156.63	\$ 12,257.29	0.83%	\$ 2,032.55	\$ 2,170.15	6.77%
MGS-S Customer 9606	\$ 8,765.93	\$ 8,842.99	0.88%	\$ 1,551.08	\$ 1,656.66	6.81%
MGS-S Customer 9607	\$ 42,519.19	\$ 42,670.30	0.36%	\$ 4,320.77	\$ 4,491.25	3.95%
MGS-S Customer 9608	\$ 22,170.31	\$ 22,259.79	0.40%	\$ 2,114.30	\$ 2,227.93	5.37%
MGS-S Customer 9609	\$ 13,381.27	\$ 13,467.61	0.65%	\$ 1,971.33	\$ 2,082.86	5.66%
MGS-S Customer 9610	\$ 20,758.85	\$ 20,867.77	0.52%	\$ 2,407.71	\$ 2,550.71	5.94%
MGS-S Customer 9611	\$ 15,209.08	\$ 15,311.85	0.68%	\$ 2,127.97	\$ 2,266.91	6.53%
MGS-S Customer 9612	\$ 27,880.20	\$ 28,006.81	0.45%	\$ 3,208.88	\$ 3,363.32	4.81%
MGS-S Customer 9613	\$ 12,218.11	\$ 12,302.20	0.69%	\$ 1,870.95	\$ 1,981.18	5.89%
MGS-S Customer 9614	\$ 6,452.58	\$ 6,546.15	1.45%	\$ 1,710.88	\$ 1,843.87	7.77%
MGS-S Customer 9615	\$ 6,798.21	\$ 6,882.85	1.25%	\$ 1,306.26	\$ 1,433.47	9.74%
MGS-S Customer 9616	\$ 26,572.34	\$ 26,671.62	0.37%	\$ 2,558.95	\$ 2,678.99	4.69%
MGS-S Customer 9617	\$ 9,931.43	\$ 10,005.61	0.75%	\$ 1,420.76	\$ 1,524.45	7.30%
MGS-S Customer 9618	\$ 20,995.95	\$ 21,116.42	0.57%	\$ 2,932.28	\$ 3,082.88	5.14%
MGS-S Customer 9619	\$ 16,126.17	\$ 16,231.58	0.65%	\$ 2,247.80	\$ 2,388.48	6.26%
MGS-S Customer 9620	\$ 25,841.30	\$ 25,962.73	0.47%	\$ 2,974.10	\$ 3,125.19	5.08%
MGS-S Customer 9621	\$ 8,977.07	\$ 9,072.13	1.06%	\$ 1,778.70	\$ 1,912.67	7.53%
MGS-S Customer 9622	\$ 5,422.89	\$ 5,491.38	1.26%	\$ 1,165.60	\$ 1,265.85	8.60%
MGS-S Customer 9623	\$ 27,858.04	\$ 27,977.50	0.43%	\$ 2,884.43	\$ 3,034.21	5.19%
MGS-S Customer 9624	\$ 11,991.92	\$ 12,091.20	0.83%	\$ 1,969.11	\$ 2,105.71	6.94%
MGS-S Customer 9625	\$ 6,790.73	\$ 6,862.40	1.06%	\$ 1,310.20	\$ 1,412.54	7.81%
MGS-S Customer 9626	\$ 12,123.82	\$ 12,221.78	0.81%	\$ 1,910.45	\$ 2,046.30	7.11%
MGS-S Customer 9627	\$ 52,926.55	\$ 53,087.82	0.30%	\$ 4,772.79	\$ 4,949.11	3.69%
MGS-S Customer 9628	\$ 98,757.37	\$ 99,011.82	0.26%	\$ 9,006.36	\$ 9,243.93	2.64%
MGS-S Customer 9629	\$ 15,370.59	\$ 15,457.15	0.56%	\$ 1,982.30	\$ 2,094.10	5.64%
MGS-S Customer 9630	\$ 6,545.05	\$ 6,619.63	1.14%	\$ 1,437.47	\$ 1,541.32	7.22%
MGS-S Customer 9631	\$ 9,936.94	\$ 10,038.91	1.03%	\$ 2,091.16	\$ 2,229.57	6.62%
MGS-S Customer 9632	\$ 19,857.68	\$ 19,961.32	0.52%	\$ 2,167.83	\$ 2,307.39	6.44%
MGS-S Customer 9633	\$ 20,142.35	\$ 20,252.66	0.55%	\$ 2,469.78	\$ 2,613.63	5.82%
MGS-S Customer 9634	\$ 8,655.09	\$ 8,729.44	0.86%	\$ 1,427.94	\$ 1,531.73	7.27%
MGS-S Customer 9635	\$ 11,007.36	\$ 11,109.75	0.93%	\$ 2,111.13	\$ 2,249.85	6.57%
MGS-S Customer 9636	\$ 15,259.05	\$ 15,364.02	0.69%	\$ 2,226.24	\$ 2,366.48	6.30%
MGS-S Customer 9637	\$ 10,747.58	\$ 10,846.82	0.92%	\$ 1,968.50	\$ 2,105.21	6.94%

Internal Use

Customer	Bundled 8/23 Prices	Bundled 1/24 Prices	Bundled % Difference	Distribution 1/24 Prices	Distribution 8/24 Prices	Distribution % Difference
MGS-S Customer 9638	\$ 14,332.94	\$ 14,422.02	0.62%	\$ 2,095.11	\$ 2,208.39	5.41%
MGS-S Customer 9639	\$ 8,314.61	\$ 8,407.48	1.12%	\$ 1,678.15	\$ 1,810.58	7.89%
MGS-S Customer 9640	\$ 16,457.88	\$ 16,545.28	0.53%	\$ 2,017.13	\$ 2,129.18	5.55%
MGS-S Customer 9641	\$ 29,755.65	\$ 29,886.26	0.44%	\$ 3,389.55	\$ 3,546.55	4.63%
MGS-S Customer 9642	\$ 7,103.46	\$ 7,182.78	1.12%	\$ 1,652.48	\$ 1,759.41	6.47%
MGS-S Customer 9643	\$ 24,926.29	\$ 25,009.77	0.33%	\$ 1,840.52	\$ 1,950.12	5.95%
MGS-S Customer 9644	\$ 9,571.03	\$ 9,663.63	0.97%	\$ 1,668.21	\$ 1,800.65	7.94%
MGS-S Customer 9645	\$ 8,421.12	\$ 8,501.10	0.95%	\$ 1,682.40	\$ 1,789.76	6.38%
MGS-S Customer 9646	\$ 8,323.31	\$ 8,401.36	0.94%	\$ 1,597.41	\$ 1,703.73	6.66%
MGS-S Customer 9647	\$ 34,267.22	\$ 34,392.47	0.37%	\$ 3,146.86	\$ 3,300.39	4.88%
MGS-S Customer 9648	\$ 19,638.33	\$ 19,746.04	0.55%	\$ 2,940.33	\$ 3,065.75	4.27%
MGS-S Customer 9649	\$ 6,004.82	\$ 6,072.84	1.13%	\$ 1,141.98	\$ 1,241.73	8.73%
MGS-S Customer 9650	\$ 7,292.17	\$ 7,386.81	1.30%	\$ 1,758.67	\$ 1,892.30	7.60%
MGS-S Customer 9651	\$ 18,852.68	\$ 18,939.44	0.46%	\$ 1,991.93	\$ 2,103.87	5.62%
MGS-S Customer 9652	\$ 17,183.76	\$ 17,274.62	0.53%	\$ 2,177.37	\$ 2,291.98	5.26%
MGS-S Customer 9653	\$ 43,942.62	\$ 44,105.11	0.37%	\$ 4,830.91	\$ 5,008.24	3.67%
MGS-S Customer 9654	\$ 9,366.39	\$ 9,443.01	0.82%	\$ 1,531.52	\$ 1,636.83	6.88%
MGS-S Customer 9655	\$ 3,661.68	\$ 3,755.49	2.56%	\$ 1,722.48	\$ 1,855.67	7.73%
MGS-S Customer 9656	\$ 7,385.22	\$ 7,494.17	1.48%	\$ 2,407.97	\$ 2,550.94	5.94%
MGS-S Customer 9657	\$ 20,790.08	\$ 20,946.82	0.75%	\$ 4,572.49	\$ 4,746.27	3.80%
MGS-S Customer 9658	\$ 102,196.53	\$ 102,405.98	0.20%	\$ 6,962.61	\$ 7,170.68	2.99%
MGS-S Customer 9659	\$ 24,211.11	\$ 24,352.93	0.59%	\$ 3,897.50	\$ 4,061.75	4.21%
MGS-S Customer 9660	\$ 14,179.56	\$ 14,293.20	0.80%	\$ 2,621.23	\$ 2,767.28	5.57%
MGS-S Customer 9661	\$ 23,780.67	\$ 23,893.94	0.48%	\$ 2,604.75	\$ 2,750.60	5.60%
MGS-S Customer 9662	\$ 22,692.04	\$ 22,810.44	0.52%	\$ 2,837.31	\$ 2,986.49	5.26%
MGS-S Customer 9663	\$ 62,820.75	\$ 63,007.88	0.30%	\$ 5,949.28	\$ 6,142.72	3.25%
MGS-S Customer 9664	\$ 112,704.74	\$ 113,013.08	0.27%	\$ 11,448.09	\$ 11,720.54	2.38%
MGS-S Customer 9665	\$ 44,616.77	\$ 44,762.35	0.33%	\$ 4,068.43	\$ 4,235.13	4.10%
MGS-S Customer 9666	\$ 7,605.61	\$ 7,682.24	1.01%	\$ 1,534.39	\$ 1,639.93	6.88%
MGS-S Customer 9667	\$ 20,699.68	\$ 20,825.75	0.61%	\$ 3,183.57	\$ 3,337.58	4.84%
MGS-S Customer 9668	\$ 8,545.10	\$ 8,618.98	0.86%	\$ 1,407.08	\$ 1,510.60	7.36%
MGS-S Customer 9669	\$ 30,988.82	\$ 31,121.70	0.43%	\$ 3,490.86	\$ 3,649.17	4.53%
MGS-S Customer 9670	\$ 7,358.30	\$ 7,427.74	0.94%	\$ 1,206.12	\$ 1,306.77	8.34%
MGS-S Customer 9671	\$ 8,439.64	\$ 8,533.97	1.12%	\$ 1,748.78	\$ 1,882.54	7.65%
MGS-S Customer 9672	\$ 8,872.17	\$ 8,944.34	0.81%	\$ 1,326.75	\$ 1,428.93	7.70%
MGS-S Customer 9673	\$ 83,071.97	\$ 83,285.65	0.26%	\$ 7,157.11	\$ 7,368.16	2.95%
MGS-S Customer 9674	\$ 67,205.40	\$ 67,398.37	0.29%	\$ 6,214.18	\$ 6,411.45	3.17%
MGS-S Customer 9675	\$ 9,534.28	\$ 9,610.63	0.80%	\$ 1,519.12	\$ 1,624.24	6.92%
MGS-S Customer 9676	\$ 14,785.97	\$ 14,866.18	0.54%	\$ 1,693.50	\$ 1,801.07	6.35%
MGS-S Customer 9677	\$ 11,267.36	\$ 11,344.61	0.69%	\$ 1,556.66	\$ 1,662.08	6.77%

Internal Use

Customer	Bundled 8/23 Prices	Bundled 1/24 Prices	Bundled % Difference	Distribution 1/24 Prices	Distribution 8/24 Prices	Distribution % Difference
MGS-S Customer 9678	\$ 25,120.89	\$ 25,254.52	0.53%	\$ 3,534.23	\$ 3,693.82	4.52%
MGS-S Customer 9679	\$ 12,135.37	\$ 12,215.34	0.66%	\$ 1,682.36	\$ 1,789.74	6.38%
MGS-S Customer 9680	\$ 11,534.07	\$ 11,615.67	0.71%	\$ 1,758.19	\$ 1,866.82	6.18%
MGS-S Customer 9681	\$ 17,362.98	\$ 17,453.30	0.52%	\$ 2,154.90	\$ 2,269.28	5.31%
MGS-S Customer 9682	\$ 24,126.96	\$ 24,249.49	0.51%	\$ 3,024.24	\$ 3,176.09	5.02%
MGS-S Customer 9683	\$ 16,975.23	\$ 17,077.39	0.60%	\$ 2,096.62	\$ 2,234.83	6.59%
MGS-S Customer 9684	\$ 15,980.93	\$ 16,085.19	0.65%	\$ 2,194.50	\$ 2,334.34	6.37%
MGS-S Customer 9685	\$ 18,922.80	\$ 19,042.30	0.63%	\$ 2,887.26	\$ 3,037.13	5.19%
MGS-S Customer 9686	\$ 9,171.74	\$ 9,243.33	0.78%	\$ 1,302.02	\$ 1,403.95	7.83%
MGS-S Customer 9687	\$ 109,637.29	\$ 109,897.50	0.24%	\$ 9,269.57	\$ 9,511.08	2.61%
MGS-S Customer 9688	\$ 6,811.28	\$ 6,897.15	1.26%	\$ 1,362.52	\$ 1,490.56	9.40%
MGS-S Customer 9689	\$ 20,431.00	\$ 20,543.21	0.55%	\$ 2,556.53	\$ 2,701.68	5.68%
MGS-S Customer 9690	\$ 18,830.90	\$ 18,937.78	0.57%	\$ 2,314.23	\$ 2,455.86	6.12%
MGS-S Customer 9691	\$ 7,080.86	\$ 7,161.90	1.14%	\$ 1,143.78	\$ 1,268.71	10.92%
MGS-S Customer 9692	\$ 12,168.77	\$ 12,265.22	0.79%	\$ 1,843.65	\$ 1,978.68	7.32%
MGS-S Customer 9693	\$ 45,581.06	\$ 45,734.04	0.34%	\$ 4,399.88	\$ 4,571.07	3.89%
MGS-S Customer 9694	\$ 16,925.42	\$ 17,012.48	0.51%	\$ 2,004.09	\$ 2,116.12	5.59%
MGS-S Customer 9695	\$ 9,243.31	\$ 9,321.52	0.85%	\$ 1,604.01	\$ 1,710.40	6.63%
MGS-S Customer 9696	\$ 8,924.40	\$ 9,001.68	0.87%	\$ 1,561.85	\$ 1,667.60	6.77%
MGS-S Customer 9697	\$ 17,553.62	\$ 17,659.64	0.60%	\$ 2,276.25	\$ 2,417.37	6.20%
MGS-S Customer 9698	\$ 32,805.58	\$ 32,920.01	0.35%	\$ 2,655.94	\$ 2,802.41	5.51%
MGS-S Customer 9699	\$ 30,713.91	\$ 30,838.72	0.41%	\$ 3,126.77	\$ 3,280.02	4.90%
MGS-S Customer 9700	\$ 9,532.38	\$ 9,621.81	0.94%	\$ 1,521.34	\$ 1,651.45	8.55%
MGS-S Customer 9701	\$ 11,532.01	\$ 11,634.08	0.89%	\$ 2,095.53	\$ 2,233.96	6.61%
MGS-S Customer 9702	\$ 37,634.56	\$ 37,780.78	0.39%	\$ 4,096.73	\$ 4,263.80	4.08%
MGS-S Customer 9703	\$ 7,268.65	\$ 7,354.78	1.18%	\$ 1,374.01	\$ 1,502.20	9.33%
MGS-S Customer 9704	\$ 9,281.32	\$ 9,354.15	0.78%	\$ 1,359.68	\$ 1,462.56	7.57%
MGS-S Customer 9705	\$ 25,280.44	\$ 25,378.98	0.39%	\$ 2,522.62	\$ 2,641.95	4.73%
MGS-S Customer 9706	\$ 9,574.49	\$ 9,651.46	0.80%	\$ 1,547.25	\$ 1,652.75	6.82%
MGS-S Customer 9707	\$ 184,630.22	\$ 185,014.75	0.21%	\$ 14,831.31	\$ 15,173.48	2.31%
MGS-S Customer 9708	\$ 17,931.44	\$ 18,034.22	0.57%	\$ 2,716.62	\$ 2,838.85	4.50%
MGS-S Customer 9709	\$ 31,551.00	\$ 31,687.58	0.43%	\$ 3,661.65	\$ 3,822.63	4.40%
MGS-S Customer 9710	\$ 31,695.78	\$ 31,825.57	0.41%	\$ 3,323.90	\$ 3,489.96	5.00%
MGS-S Customer 9711	\$ 10,331.34	\$ 10,428.65	0.94%	\$ 1,881.60	\$ 2,017.11	7.20%
MGS-S Customer 9712	\$ 27,277.17	\$ 27,419.66	0.52%	\$ 3,929.44	\$ 4,094.24	4.19%
MGS-S Customer 9713	\$ 32,369.47	\$ 32,496.70	0.39%	\$ 3,237.08	\$ 3,391.92	4.78%
MGS-S Customer 9714	\$ 67,773.07	\$ 67,933.19	0.24%	\$ 4,727.13	\$ 4,903.25	3.73%
MGS-S Customer 9715	\$ 7,564.20	\$ 7,649.71	1.13%	\$ 1,345.47	\$ 1,473.23	9.50%
MGS-S Customer 9716	\$ 9,914.24	\$ 9,992.82	0.79%	\$ 1,618.45	\$ 1,724.85	6.57%
MGS-S Customer 9717	\$ 26,294.27	\$ 26,408.91	0.44%	\$ 2,666.40	\$ 2,813.09	5.50%

Internal Use

Customer	Bundled 8/23 Prices	Bundled 1/24 Prices	Bundled % Difference	Distribution 1/24 Prices	Distribution 8/24 Prices	Distribution % Difference
MGS-S Customer 9718	\$ 14,976.16	\$ 15,062.45	0.58%	\$ 1,969.27	\$ 2,080.81	5.66%
MGS-S Customer 9719	\$ 11,873.91	\$ 11,965.64	0.77%	\$ 1,627.77	\$ 1,759.57	8.10%
MGS-S Customer 9720	\$ 164,020.66	\$ 164,290.73	0.16%	\$ 9,708.66	\$ 9,955.91	2.55%
MGS-S Customer 9721	\$ 75,098.61	\$ 75,318.83	0.29%	\$ 7,449.60	\$ 7,664.57	2.89%
MGS-S Customer 9722	\$ 15,659.33	\$ 15,762.76	0.66%	\$ 2,158.42	\$ 2,297.83	6.46%
MGS-S Customer 9723	\$ 272,617.20	\$ 273,094.56	0.18%	\$ 19,108.86	\$ 19,490.94	2.00%
MGS-S Customer 9724	\$ 14,381.60	\$ 14,482.66	0.70%	\$ 2,051.58	\$ 2,189.50	6.72%
MGS-S Customer 9725	\$ 68,682.44	\$ 68,863.48	0.26%	\$ 5,675.18	\$ 5,864.87	3.34%
MGS-S Customer 9726	\$ 14,688.57	\$ 14,786.32	0.67%	\$ 1,900.23	\$ 2,035.92	7.14%
MGS-S Customer 9727	\$ 9,202.55	\$ 9,292.13	0.97%	\$ 1,529.75	\$ 1,660.12	8.52%
MGS-S Customer 9728	\$ 45,862.27	\$ 46,007.06	0.32%	\$ 4,032.39	\$ 4,198.58	4.12%
MGS-S Customer 9729	\$ 7,838.74	\$ 7,909.02	0.90%	\$ 1,244.28	\$ 1,345.47	8.13%
MGS-S Customer 9730	\$ 20,910.14	\$ 21,021.72	0.53%	\$ 2,525.69	\$ 2,670.21	5.72%
MGS-S Customer 9731	\$ 53,134.05	\$ 53,273.84	0.26%	\$ 4,393.32	\$ 4,539.49	3.33%
MGS-S Customer 9732	\$ 22,122.56	\$ 22,225.43	0.47%	\$ 2,132.63	\$ 2,271.67	6.52%
MGS-S Customer 9733	\$ 9,746.90	\$ 9,837.39	0.93%	\$ 1,571.09	\$ 1,702.08	8.34%
MGS-S Customer 9734	\$ 24,891.45	\$ 24,997.94	0.43%	\$ 2,885.80	\$ 3,010.51	4.32%
MGS-S Customer 9735	\$ 18,692.30	\$ 18,831.91	0.75%	\$ 3,797.65	\$ 3,960.48	4.29%
MGS-S Customer 9736	\$ 17,789.82	\$ 17,894.37	0.59%	\$ 2,209.08	\$ 2,349.21	6.34%
MGS-S Customer 9737	\$ 30,897.74	\$ 30,999.98	0.33%	\$ 2,692.15	\$ 2,814.04	4.53%
MGS-S Customer 9738	\$ 43,661.71	\$ 43,833.30	0.39%	\$ 5,246.93	\$ 5,430.46	3.50%
MGS-S Customer 9739	\$ 37,434.21	\$ 37,554.96	0.32%	\$ 3,531.87	\$ 3,665.82	3.79%
MGS-S Customer 9740	\$ 14,116.33	\$ 14,219.15	0.73%	\$ 2,131.29	\$ 2,270.37	6.53%
MGS-S Customer 9741	\$ 45,747.65	\$ 45,890.23	0.31%	\$ 3,933.23	\$ 4,098.05	4.19%
MGS-S Customer 9742	\$ 18,614.08	\$ 18,751.70	0.74%	\$ 3,706.28	\$ 3,867.74	4.36%
MGS-S Customer 9743	\$ 15,593.36	\$ 15,699.94	0.68%	\$ 2,300.36	\$ 2,441.73	6.15%
MGS-S Customer 9744	\$ 30,646.47	\$ 30,809.23	0.53%	\$ 4,843.68	\$ 5,021.24	3.67%
MGS-S Customer 9745	\$ 28,856.33	\$ 28,962.86	0.37%	\$ 2,887.61	\$ 3,012.36	4.32%
MGS-S Customer 9746	\$ 2,523.35	\$ 2,598.72	2.99%	\$ 885.93	\$ 1,007.10	13.68%
MGS-S Customer 9747	\$ 44,662.41	\$ 44,830.13	0.38%	\$ 5,066.88	\$ 5,247.54	3.57%
MGS-S Customer 9748	\$ 9,463.71	\$ 9,551.02	0.92%	\$ 2,016.08	\$ 2,128.32	5.57%
MGS-S Customer 9749	\$ 28,194.13	\$ 28,315.57	0.43%	\$ 2,975.12	\$ 3,126.24	5.08%
MGS-S Customer 9750	\$ 10,338.22	\$ 10,437.36	0.96%	\$ 1,963.24	\$ 2,099.79	6.96%
MGS-S Customer 9751	\$ 32,256.06	\$ 32,382.72	0.39%	\$ 3,211.65	\$ 3,366.16	4.81%
MGS-S Customer 9752	\$ 13,746.26	\$ 13,851.41	0.76%	\$ 2,236.40	\$ 2,376.92	6.28%
MGS-S Customer 9753	\$ 45,142.67	\$ 45,301.68	0.35%	\$ 4,682.88	\$ 4,858.79	3.76%
MGS-S Customer 9754	\$ 11,232.19	\$ 11,325.38	0.83%	\$ 1,694.61	\$ 1,827.42	7.84%
MGS-S Customer 9755	\$ 11,158.07	\$ 11,237.91	0.72%	\$ 1,675.40	\$ 1,782.62	6.40%
MGS-S Customer 9756	\$ 14,180.55	\$ 14,265.67	0.60%	\$ 1,917.95	\$ 2,028.88	5.78%
MGS-S Customer 9757	\$ 7,189.90	\$ 7,259.07	0.96%	\$ 1,191.62	\$ 1,291.90	8.42%

Internal Use

Customer	Bundled 8/23 Prices	Bundled 1/24 Prices	Bundled % Difference	Distribution 1/24 Prices	Distribution 8/24 Prices	Distribution % Difference
MGS-S Customer 9758	\$ 21,284.65	\$ 21,417.53	0.62%	\$ 3,492.07	\$ 3,650.49	4.54%
MGS-S Customer 9759	\$ 24,309.62	\$ 24,433.08	0.51%	\$ 3,066.35	\$ 3,218.77	4.97%
MGS-S Customer 9760	\$ 5,648.60	\$ 5,730.76	1.45%	\$ 1,194.76	\$ 1,320.42	10.52%
MGS-S Customer 9761	\$ 32,965.78	\$ 33,094.81	0.39%	\$ 3,318.17	\$ 3,474.15	4.70%
MGS-S Customer 9762	\$ 22,112.20	\$ 22,223.82	0.50%	\$ 2,529.53	\$ 2,674.27	5.72%
MGS-S Customer 9763	\$ 13,981.09	\$ 14,077.33	0.69%	\$ 1,832.26	\$ 1,966.98	7.35%
MGS-S Customer 9764	\$ 60,271.84	\$ 60,489.41	0.36%	\$ 7,332.03	\$ 7,545.47	2.91%
MGS-S Customer 9765	\$ 11,118.82	\$ 11,209.40	0.81%	\$ 1,574.63	\$ 1,705.61	8.32%
MGS-S Customer 9766	\$ 38,374.38	\$ 38,510.61	0.36%	\$ 3,646.81	\$ 3,807.65	4.41%
MGS-S Customer 9767	\$ 10,742.96	\$ 10,823.57	0.75%	\$ 1,712.96	\$ 1,820.90	6.30%
MGS-S Customer 9768	\$ 18,845.65	\$ 18,979.38	0.71%	\$ 3,412.89	\$ 3,608.02	5.72%
MGS-S Customer 9769	\$ 16,745.03	\$ 16,831.02	0.51%	\$ 1,955.86	\$ 2,067.23	5.69%
MGS-S Customer 9770	\$ 4,947.10	\$ 5,012.24	1.32%	\$ 1,010.85	\$ 1,108.67	9.68%
MGS-S Customer 9771	\$ 19,229.44	\$ 19,334.64	0.55%	\$ 2,824.29	\$ 2,947.91	4.38%
MGS-S Customer 9772	\$ 13,916.88	\$ 14,015.67	0.71%	\$ 1,948.18	\$ 2,084.58	7.00%
MGS-S Customer 9773	\$ 198,932.71	\$ 199,457.21	0.26%	\$ 21,238.52	\$ 21,650.54	1.94%
MGS-S Customer 9774	\$ 3,134.97	\$ 3,210.03	2.39%	\$ 872.25	\$ 993.28	13.88%
MGS-S Customer 9775	\$ 18,621.59	\$ 18,717.34	0.51%	\$ 1,809.41	\$ 1,943.77	7.43%
MGS-S Customer 9776	\$ 39,051.27	\$ 39,182.39	0.34%	\$ 3,412.93	\$ 3,570.26	4.61%
MGS-S Customer 9777	\$ 80,069.00	\$ 80,256.20	0.23%	\$ 5,954.39	\$ 6,148.05	3.25%
MGS-S Customer 9778	\$ 11,851.15	\$ 11,938.59	0.74%	\$ 2,021.95	\$ 2,134.29	5.56%
MGS-S Customer 9779	\$ 6,473.78	\$ 6,554.16	1.24%	\$ 1,113.14	\$ 1,237.58	11.18%
MGS-S Customer 9780	\$ 35,179.23	\$ 35,319.83	0.40%	\$ 3,843.35	\$ 4,006.90	4.26%
MGS-S Customer 9781	\$ 3,524.87	\$ 3,602.45	2.20%	\$ 985.52	\$ 1,108.09	12.44%
MGS-S Customer 9782	\$ 18,337.81	\$ 18,446.25	0.59%	\$ 2,383.73	\$ 2,526.25	5.98%
MGS-S Customer 9783	\$ 34,552.36	\$ 34,691.66	0.40%	\$ 3,780.51	\$ 3,942.90	4.30%
MGS-S Customer 9784	\$ 11,040.96	\$ 11,133.64	0.84%	\$ 1,671.36	\$ 1,803.83	7.93%
MGS-S Customer 9785	\$ 72,361.27	\$ 72,645.33	0.39%	\$ 10,097.07	\$ 10,432.04	3.32%
MGS-S Customer 9786	\$ 24,814.76	\$ 24,989.99	0.71%	\$ 5,407.54	\$ 5,593.05	3.43%
MGS-S Customer 9787	\$ 11,633.98	\$ 11,727.92	0.81%	\$ 1,727.39	\$ 1,860.61	7.71%
MGS-S Customer 9788	\$ 9,780.83	\$ 9,874.75	0.96%	\$ 1,726.32	\$ 1,859.50	7.71%
MGS-S Customer 9789	\$ 40,229.72	\$ 40,380.00	0.37%	\$ 4,282.38	\$ 4,452.23	3.97%
MGS-S Customer 9790	\$ 7,039.03	\$ 7,108.81	0.99%	\$ 1,219.10	\$ 1,319.77	8.26%
MGS-S Customer 9791	\$ 22,675.18	\$ 22,784.99	0.48%	\$ 2,447.43	\$ 2,590.96	5.86%
MGS-S Customer 9792	\$ 3,839.80	\$ 3,907.03	1.75%	\$ 1,107.89	\$ 1,207.27	8.97%
MGS-S Customer 9793	\$ 41,017.92	\$ 41,154.98	0.33%	\$ 3,680.21	\$ 3,841.22	4.38%
MGS-S Customer 9794	\$ 60,752.59	\$ 60,934.04	0.30%	\$ 5,690.79	\$ 5,880.49	3.33%
MGS-S Customer 9795	\$ 14,133.80	\$ 14,237.41	0.73%	\$ 2,166.11	\$ 2,305.60	6.44%
MGS-S Customer 9796	\$ 12,035.38	\$ 12,120.47	0.71%	\$ 1,914.17	\$ 2,024.88	5.78%
MGS-S Customer 9797	\$ 8,205.02	\$ 8,291.99	1.06%	\$ 1,412.81	\$ 1,541.57	9.11%

Internal Use

Customer	Bundled 8/23 Prices	Bundled 1/24 Prices	Bundled % Difference	Distribution 1/24 Prices	Distribution 8/24 Prices	Distribution % Difference
MGS-S Customer 9798	\$ 9,157.34	\$ 9,266.62	1.19%	\$ 2,423.51	\$ 2,566.71	5.91%
MGS-S Customer 9799	\$ 8,814.11	\$ 8,886.64	0.82%	\$ 1,345.83	\$ 1,448.47	7.63%
MGS-S Customer 9800	\$ 8,045.86	\$ 8,142.09	1.20%	\$ 1,830.10	\$ 1,964.69	7.35%
MGS-S Customer 9801	\$ 7,430.04	\$ 7,499.24	0.93%	\$ 1,194.79	\$ 1,295.26	8.41%
MGS-S Customer 9802	\$ 15,071.54	\$ 15,154.92	0.55%	\$ 1,837.33	\$ 1,947.00	5.97%
MGS-S Customer 9803	\$ 5,896.45	\$ 5,974.45	1.32%	\$ 1,005.38	\$ 1,128.28	12.22%
MGS-S Customer 9804	\$ 44,051.50	\$ 44,211.16	0.36%	\$ 4,706.22	\$ 4,882.04	3.74%
MGS-S Customer 9805	\$ 8,078.77	\$ 8,168.70	1.11%	\$ 1,543.65	\$ 1,674.08	8.45%
MGS-S Customer 9806	\$ 7,551.31	\$ 7,625.32	0.98%	\$ 1,412.61	\$ 1,516.14	7.33%
MGS-S Customer 9807	\$ 9,408.97	\$ 9,500.73	0.98%	\$ 1,629.63	\$ 1,761.52	8.09%
MGS-S Customer 9808	\$ 6,820.87	\$ 6,890.67	1.02%	\$ 1,223.79	\$ 1,324.78	8.25%
MGS-S Customer 9809	\$ 22,968.25	\$ 23,088.83	0.52%	\$ 2,935.55	\$ 3,086.06	5.13%
MGS-S Customer 9810	\$ 33,626.21	\$ 33,737.25	0.33%	\$ 3,091.27	\$ 3,218.88	4.13%
MGS-S Customer 9811	\$ 32,792.30	\$ 32,949.13	0.48%	\$ 4,560.68	\$ 4,737.09	3.87%
MGS-S Customer 9812	\$ 15,762.37	\$ 15,873.71	0.71%	\$ 2,519.51	\$ 2,664.27	5.75%
MGS-S Customer 9813	\$ 14,280.72	\$ 14,393.64	0.79%	\$ 2,589.61	\$ 2,735.27	5.62%
MGS-S Customer 9814	\$ 46,745.91	\$ 46,912.70	0.36%	\$ 5,030.41	\$ 5,210.93	3.59%
MGS-S Customer 9815	\$ 20,140.20	\$ 20,257.36	0.58%	\$ 2,780.51	\$ 2,928.81	5.33%
MGS-S Customer 9816	\$ 28,349.25	\$ 28,461.27	0.40%	\$ 2,547.59	\$ 2,692.57	5.69%
MGS-S Customer 9817	\$ 56,742.91	\$ 56,986.94	0.43%	\$ 8,304.24	\$ 8,605.33	3.63%
MGS-S Customer 9818	\$ 53,195.61	\$ 53,404.64	0.39%	\$ 6,860.40	\$ 7,094.12	3.41%
MGS-S Customer 9819	\$ 10,413.67	\$ 10,491.51	0.75%	\$ 1,587.17	\$ 1,693.29	6.69%
MGS-S Customer 9820	\$ 13,920.52	\$ 14,034.94	0.82%	\$ 2,655.71	\$ 2,802.16	5.51%
MGS-S Customer 9821	\$ 9,744.73	\$ 9,840.99	0.99%	\$ 1,832.34	\$ 1,967.00	7.35%
MGS-S Customer 9822	\$ 8,903.46	\$ 8,986.54	0.93%	\$ 1,825.12	\$ 1,934.67	6.00%
MGS-S Customer 9823	\$ 11,501.29	\$ 11,564.26	0.55%	\$ 910.96	\$ 1,007.29	10.57%
MGS-S Customer 9824	\$ 18,989.13	\$ 19,072.64	0.44%	\$ 1,842.71	\$ 1,952.40	5.95%
MGS-S Customer 9825	\$ 39,545.26	\$ 39,662.88	0.30%	\$ 3,389.89	\$ 3,521.79	3.89%
MGS-S Customer 9826	\$ 12,460.96	\$ 12,558.89	0.79%	\$ 1,909.28	\$ 2,045.17	7.12%
MGS-S Customer 9827	\$ 2,656.59	\$ 2,716.04	2.24%	\$ 752.12	\$ 846.21	12.51%
MGS-S Customer 9828	\$ 20,007.10	\$ 20,149.76	0.71%	\$ 3,853.33	\$ 4,042.41	4.91%
MGS-S Customer 9829	\$ 8,210.65	\$ 8,281.89	0.87%	\$ 1,287.78	\$ 1,389.60	7.91%
MGS-S Customer 9830	\$ 11,992.63	\$ 12,069.15	0.64%	\$ 1,526.67	\$ 1,631.90	6.89%
MGS-S Customer 9831	\$ 22,283.97	\$ 22,393.17	0.49%	\$ 3,008.38	\$ 3,134.82	4.20%
MGS-S Customer 9832	\$ 13,422.75	\$ 13,515.75	0.69%	\$ 1,686.06	\$ 1,818.73	7.87%
MGS-S Customer 9833	\$ 13,410.80	\$ 13,499.36	0.66%	\$ 2,072.53	\$ 2,185.58	5.45%
MGS-S Customer 9834	\$ 28,234.17	\$ 28,358.60	0.44%	\$ 3,036.49	\$ 3,212.00	5.78%
MGS-S Customer 9835	\$ 42,991.89	\$ 43,189.98	0.46%	\$ 6,440.58	\$ 6,640.66	3.11%
MGS-S Customer 9836	\$ 12,983.13	\$ 13,040.61	0.44%	\$ 663.21	\$ 756.04	14.00%
MGS-S Customer 9837	\$ 28,856.09	\$ 28,968.85	0.39%	\$ 2,580.88	\$ 2,726.31	5.63%

Internal Use

Customer	Bundled 8/23 Prices	Bundled 1/24 Prices	Bundled % Difference	Distribution 1/24 Prices	Distribution 8/24 Prices	Distribution % Difference
MGS-S Customer 9838	\$ 16,068.56	\$ 16,161.31	0.58%	\$ 2,261.54	\$ 2,377.21	5.11%
MGS-S Customer 9839	\$ 27,042.75	\$ 27,170.16	0.47%	\$ 3,245.77	\$ 3,400.76	4.78%
MGS-S Customer 9840	\$ 13,146.48	\$ 13,228.49	0.62%	\$ 1,776.74	\$ 1,885.60	6.13%
MGS-S Customer 9841	\$ 15,246.78	\$ 15,330.46	0.55%	\$ 1,851.05	\$ 1,960.88	5.93%
MGS-S Customer 9842	\$ 28,685.84	\$ 28,796.37	0.39%	\$ 2,480.03	\$ 2,624.06	5.81%
MGS-S Customer 9843	\$ 21,989.06	\$ 22,116.63	0.58%	\$ 3,251.16	\$ 3,406.13	4.77%
MGS-S Customer 9844	\$ 31,978.39	\$ 32,110.64	0.41%	\$ 3,464.45	\$ 3,622.52	4.56%
MGS-S Customer 9845	\$ 21,878.96	\$ 21,980.74	0.47%	\$ 2,669.99	\$ 2,791.44	4.55%
MGS-S Customer 9846	\$ 42,059.37	\$ 42,206.25	0.35%	\$ 4,126.78	\$ 4,294.28	4.06%
MGS-S Customer 9847	\$ 51,942.90	\$ 52,117.70	0.34%	\$ 5,386.51	\$ 5,571.67	3.44%
MGS-S Customer 9848	\$ 19,905.33	\$ 20,020.09	0.58%	\$ 2,671.61	\$ 2,818.37	5.49%
MGS-S Customer 9849	\$ 22,479.86	\$ 22,622.74	0.64%	\$ 3,924.01	\$ 4,093.95	4.33%
MGS-S Customer 9850	\$ 9,813.84	\$ 9,898.28	0.86%	\$ 1,884.79	\$ 1,995.05	5.85%
MGS-S Customer 9851	\$ 93,724.60	\$ 94,020.89	0.32%	\$ 10,896.16	\$ 11,160.33	2.42%
MGS-S Customer 9852	\$ 21,482.19	\$ 21,630.32	0.69%	\$ 4,093.69	\$ 4,292.01	4.84%
MGS-S Customer 9853	\$ 10,596.42	\$ 10,670.29	0.70%	\$ 1,405.61	\$ 1,509.03	7.36%
MGS-S Customer 9854	\$ 164,975.52	\$ 165,476.49	0.30%	\$ 20,172.07	\$ 20,568.84	1.97%
MGS-S Customer 9855	\$ 33,152.22	\$ 33,273.66	0.37%	\$ 2,973.66	\$ 3,124.68	5.08%
MGS-S Customer 9856	\$ 53,716.47	\$ 53,900.11	0.34%	\$ 5,798.19	\$ 5,989.99	3.31%
MGS-S Customer 9857	\$ 15,277.84	\$ 15,366.85	0.58%	\$ 2,092.72	\$ 2,206.04	5.41%
MGS-S Customer 9858	\$ 5,790.39	\$ 5,862.42	1.24%	\$ 1,326.71	\$ 1,429.32	7.73%
MGS-S Customer 9859	\$ 24,808.40	\$ 24,910.66	0.41%	\$ 2,692.17	\$ 2,814.00	4.53%
MGS-S Customer 9860	\$ 51,786.06	\$ 52,007.25	0.43%	\$ 7,496.57	\$ 7,712.42	2.88%
MGS-S Customer 9861	\$ 22,341.32	\$ 22,455.82	0.51%	\$ 2,659.45	\$ 2,806.00	5.51%
MGS-S Customer 9862	\$ 9,516.69	\$ 9,600.12	0.88%	\$ 1,838.51	\$ 1,948.08	5.96%
MGS-S Customer 9863	\$ 10,797.15	\$ 10,891.76	0.88%	\$ 1,757.38	\$ 1,890.99	7.60%
MGS-S Customer 9864	\$ 23,867.19	\$ 23,976.88	0.46%	\$ 2,441.49	\$ 2,584.93	5.88%
MGS-S Customer 9865	\$ 21,831.35	\$ 21,947.89	0.53%	\$ 2,751.48	\$ 2,899.30	5.37%
MGS-S Customer 9866	\$ 17,994.24	\$ 18,103.63	0.61%	\$ 2,429.50	\$ 2,572.86	5.90%
MGS-S Customer 9867	\$ 11,985.18	\$ 12,083.69	0.82%	\$ 1,935.78	\$ 2,072.06	7.04%
MGS-S Customer 9868	\$ 16,595.50	\$ 16,702.90	0.65%	\$ 2,338.96	\$ 2,481.00	6.07%
MGS-S Customer 9869	\$ 38,002.05	\$ 38,163.46	0.42%	\$ 4,781.23	\$ 4,957.83	3.69%
MGS-S Customer 9870	\$ 14,432.99	\$ 14,535.53	0.71%	\$ 2,117.48	\$ 2,256.26	6.55%
MGS-S Customer 9871	\$ 4,958.59	\$ 5,037.85	1.60%	\$ 1,062.77	\$ 1,186.48	11.64%
MGS-S Customer 9872	\$ 26,611.90	\$ 26,746.15	0.50%	\$ 3,552.34	\$ 3,711.50	4.48%
MGS-S Customer 9873	\$ 14,849.18	\$ 14,948.82	0.67%	\$ 1,984.79	\$ 2,121.61	6.89%
MGS-S Customer 9874	\$ 14,700.84	\$ 14,786.76	0.58%	\$ 1,952.46	\$ 2,063.75	5.70%
MGS-S Customer 9875	\$ 20,810.46	\$ 20,915.35	0.50%	\$ 2,224.47	\$ 2,364.84	6.31%
MGS-S Customer 9876	\$ 11,344.84	\$ 11,437.48	0.82%	\$ 1,669.12	\$ 1,801.52	7.93%
MGS-S Customer 9877	\$ 25,938.79	\$ 26,116.64	0.69%	\$ 5,531.86	\$ 5,719.57	3.39%

Customer	Bundled 8/23 Prices	Bundled 1/24 Prices	Bundled % Difference	Distribution 1/24 Prices	Distribution 8/24 Prices	Distribution % Difference
MGS-S Customer 9878	\$ 11,314.79	\$ 11,410.54	0.85%	\$ 1,809.97	\$ 1,944.38	7.43%
MGS-S Customer 9879	\$ 18,908.85	\$ 18,996.48	0.46%	\$ 2,030.03	\$ 2,142.43	5.54%
MGS-S Customer 9880	\$ 8,005.58	\$ 8,083.61	0.97%	\$ 1,598.09	\$ 1,704.52	6.66%
MGS-S Customer 9881	\$ 6,049.45	\$ 6,122.69	1.21%	\$ 1,379.95	\$ 1,483.21	7.48%
MGS-S Customer 9882	\$ 20,541.86	\$ 20,676.77	0.66%	\$ 3,586.44	\$ 3,746.37	4.46%
MGS-S Customer 9883	\$ 42,895.43	\$ 43,050.63	0.36%	\$ 4,485.48	\$ 4,666.04	4.03%
MGS-S Customer 9884	\$ 73,341.94	\$ 73,518.26	0.24%	\$ 5,462.33	\$ 5,649.05	3.42%
MGS-S Customer 9885	\$ 36,868.21	\$ 37,005.03	0.37%	\$ 3,670.25	\$ 3,831.21	4.39%
MGS-S Customer 9886	\$ 13,326.28	\$ 13,405.23	0.59%	\$ 1,636.90	\$ 1,743.69	6.52%
MGS-S Customer 9887	\$ 23,301.89	\$ 23,428.16	0.54%	\$ 3,193.20	\$ 3,347.40	4.83%
MGS-S Customer 9888	\$ 35,034.78	\$ 35,160.16	0.36%	\$ 3,153.22	\$ 3,306.88	4.87%
MGS-S Customer 9889	\$ 7,757.68	\$ 7,843.12	1.10%	\$ 1,930.28	\$ 2,041.23	5.75%
MGS-S Customer 9890	\$ 82,111.65	\$ 82,376.95	0.32%	\$ 9,485.55	\$ 9,729.14	2.57%
MGS-S Customer 9891	\$ 11,696.42	\$ 11,788.72	0.79%	\$ 1,651.49	\$ 1,783.50	7.99%
MGS-S Customer 9892	\$ 8,602.38	\$ 8,690.16	1.02%	\$ 1,448.82	\$ 1,578.07	8.92%
MGS-S Customer 9893	\$ 80,260.12	\$ 80,502.24	0.30%	\$ 8,450.75	\$ 8,680.62	2.72%
MGS-S Customer 9894	\$ 14,197.10	\$ 14,303.99	0.75%	\$ 2,316.74	\$ 2,458.52	6.12%
MGS-S Customer 9895	\$ 24,045.95	\$ 24,173.76	0.53%	\$ 3,263.15	\$ 3,418.37	4.76%
MGS-S Customer 9896	\$ 19,030.53	\$ 19,119.73	0.47%	\$ 2,101.60	\$ 2,215.08	5.40%
MGS-S Customer 9897	\$ 28,011.18	\$ 28,123.65	0.40%	\$ 3,153.06	\$ 3,281.32	4.07%
MGS-S Customer 9898	\$ 19,444.42	\$ 19,543.52	0.51%	\$ 2,550.88	\$ 2,670.79	4.70%
MGS-S Customer 9899	\$ 9,540.11	\$ 9,634.96	0.99%	\$ 1,769.70	\$ 1,903.57	7.56%
MGS-S Customer 9900	\$ 18,480.13	\$ 18,595.26	0.62%	\$ 2,687.28	\$ 2,834.19	5.47%
MGS-S Customer 9901	\$ 20,862.09	\$ 20,951.28	0.43%	\$ 2,101.82	\$ 2,215.31	5.40%
MGS-S Customer 9902	\$ 2,559.87	\$ 2,618.61	2.29%	\$ 720.41	\$ 814.05	13.00%
MGS-S Customer 9903	\$ 11,084.58	\$ 11,162.23	0.70%	\$ 1,577.60	\$ 1,683.54	6.72%
MGS-S Customer 9904	\$ 16,890.25	\$ 16,997.74	0.64%	\$ 2,341.44	\$ 2,483.40	6.06%
MGS-S Customer 9905	\$ 44,702.38	\$ 44,832.26	0.29%	\$ 3,356.54	\$ 3,513.06	4.66%
MGS-S Customer 9906	\$ 7,095.12	\$ 7,181.43	1.22%	\$ 1,382.72	\$ 1,511.07	9.28%
MGS-S Customer 9907	\$ 29,397.71	\$ 29,512.45	0.39%	\$ 2,670.71	\$ 2,817.44	5.49%
MGS-S Customer 9908	\$ 5,572.23	\$ 5,644.95	1.31%	\$ 1,355.81	\$ 1,458.68	7.59%
MGS-S Customer 9909	\$ 17,725.74	\$ 17,868.37	0.80%	\$ 3,931.51	\$ 4,096.07	4.19%
MGS-S Customer 9910	\$ 21,807.76	\$ 21,920.07	0.52%	\$ 2,561.13	\$ 2,706.33	5.67%
MGS-S Customer 9911	\$ 25,538.90	\$ 25,690.17	0.59%	\$ 4,327.47	\$ 4,497.95	3.94%
MGS-S Customer 9912	\$ 23,737.20	\$ 23,831.93	0.40%	\$ 2,351.51	\$ 2,468.48	4.97%
MGS-S Customer 9913	\$ 18,002.51	\$ 18,119.95	0.65%	\$ 2,794.90	\$ 2,943.52	5.32%
MGS-S Customer 9914	\$ 10,645.69	\$ 10,745.56	0.94%	\$ 1,997.81	\$ 2,135.00	6.87%
MGS-S Customer 9915	\$ 24,863.85	\$ 24,982.48	0.48%	\$ 2,847.53	\$ 2,996.81	5.24%
MGS-S Customer 9916	\$ 24,244.84	\$ 24,358.04	0.47%	\$ 2,601.95	\$ 2,747.74	5.60%
MGS-S Customer 9917	\$ 26,664.64	\$ 26,783.60	0.45%	\$ 2,861.80	\$ 3,011.24	5.22%

Internal Use

Customer	Bundled 8/23 Prices	Bundled 1/24 Prices	Bundled % Difference	Distribution 1/24 Prices	Distribution 8/24 Prices	Distribution % Difference
MGS-S Customer 9918	\$ 64,924.25	\$ 65,122.85	0.31%	\$ 6,471.37	\$ 6,672.47	3.11%
MGS-S Customer 9919	\$ 145,715.12	\$ 146,083.26	0.25%	\$ 13,989.37	\$ 14,350.52	2.58%
MGS-S Customer 9920	\$ 169,856.29	\$ 170,249.27	0.23%	\$ 15,097.39	\$ 15,480.76	2.54%
MGS-S Customer 9921	\$ 89,781.32	\$ 90,022.74	0.27%	\$ 8,359.59	\$ 8,599.65	2.87%
MGS-S Customer 9922	\$ 33,726.48	\$ 33,864.91	0.41%	\$ 3,635.98	\$ 3,831.35	5.37%
MGS-S Customer 9923	\$ 10,641.35	\$ 10,739.81	0.93%	\$ 1,898.98	\$ 2,045.17	7.70%
MGS-S Customer 9924	\$ 66,845.05	\$ 67,065.97	0.33%	\$ 7,480.91	\$ 7,696.29	2.88%
MGS-S Customer 9925	\$ 27,313.17	\$ 27,443.38	0.48%	\$ 3,372.94	\$ 3,529.78	4.65%
MGS-S Customer 9926	\$ 15,811.26	\$ 15,906.30	0.60%	\$ 2,367.39	\$ 2,484.71	4.96%
MGS-S Customer 9927	\$ 42,054.58	\$ 42,213.26	0.38%	\$ 4,659.62	\$ 4,834.61	3.76%
MGS-S Customer 9928	\$ 7,585.73	\$ 7,677.65	1.21%	\$ 1,638.49	\$ 1,770.60	8.06%
MGS-S Customer 9929	\$ 94,146.52	\$ 94,625.35	0.51%	\$ 18,498.41	\$ 19,089.61	3.20%
MGS-S Customer 9930	\$ 11,914.58	\$ 11,991.50	0.65%	\$ 1,545.91	\$ 1,651.46	6.83%
MGS-S Customer 9931	\$ 7,756.01	\$ 7,836.60	1.04%	\$ 1,713.90	\$ 1,821.96	6.30%
MGS-S Customer 9932	\$ 40,590.92	\$ 40,765.32	0.43%	\$ 5,375.30	\$ 5,560.78	3.45%
MGS-S Customer 9933	\$ 16,141.21	\$ 16,246.76	0.65%	\$ 2,254.76	\$ 2,395.58	6.25%
MGS-S Customer 9934	\$ 56,216.15	\$ 56,430.44	0.38%	\$ 7,173.04	\$ 7,383.50	2.93%
MGS-S Customer 9935	\$ 81,029.33	\$ 81,243.94	0.26%	\$ 7,214.67	\$ 7,427.61	2.95%
MGS-S Customer 9936	\$ 12,014.46	\$ 12,094.39	0.67%	\$ 1,681.66	\$ 1,789.14	6.39%
MGS-S Customer 9937	\$ 18,092.12	\$ 18,198.87	0.59%	\$ 2,303.77	\$ 2,444.90	6.13%
MGS-S Customer 9938	\$ 7,865.06	\$ 7,964.82	1.27%	\$ 1,990.60	\$ 2,127.53	6.88%
MGS-S Customer 9939	\$ 19,137.03	\$ 19,224.00	0.45%	\$ 2,000.61	\$ 2,112.63	5.60%
MGS-S Customer 9940	\$ 23,940.19	\$ 24,035.58	0.40%	\$ 2,382.36	\$ 2,499.83	4.93%
MGS-S Customer 9941	\$ 7,326.42	\$ 7,398.73	0.99%	\$ 1,336.31	\$ 1,438.84	7.67%
MGS-S Customer 9942	\$ 20,204.94	\$ 20,311.80	0.53%	\$ 2,314.28	\$ 2,455.96	6.12%
MGS-S Customer 9943	\$ 13,357.48	\$ 13,460.10	0.77%	\$ 2,120.91	\$ 2,259.74	6.55%
MGS-S Customer 9944	\$ 23,562.70	\$ 23,690.32	0.54%	\$ 3,255.83	\$ 3,411.00	4.77%
MGS-S Customer 9945	\$ 6,770.57	\$ 6,852.83	1.21%	\$ 1,785.80	\$ 1,894.66	6.10%
MGS-S Customer 9946	\$ 9,960.30	\$ 10,053.14	0.93%	\$ 1,678.85	\$ 1,811.45	7.90%
MGS-S Customer 9947	\$ 10,870.51	\$ 10,967.07	0.89%	\$ 1,848.08	\$ 1,983.15	7.31%
MGS-S Customer 9948	\$ 61,455.27	\$ 61,630.19	0.28%	\$ 5,397.34	\$ 5,583.00	3.44%
MGS-S Customer 9949	\$ 105,429.52	\$ 105,772.72	0.33%	\$ 12,856.86	\$ 13,201.75	2.68%
MGS-S Customer 9950	\$ 11,977.64	\$ 12,075.57	0.82%	\$ 1,907.48	\$ 2,043.21	7.12%
MGS-S Customer 9951	\$ 119,256.69	\$ 119,530.74	0.23%	\$ 9,895.23	\$ 10,145.56	2.53%
MGS-S Customer 9952	\$ 11,002.77	\$ 11,099.19	0.88%	\$ 1,839.95	\$ 1,974.75	7.33%
MGS-S Customer 9953	\$ 6,775.07	\$ 6,843.56	1.01%	\$ 1,163.15	\$ 1,263.19	8.60%
MGS-S Customer 9954	\$ 10,630.43	\$ 10,729.87	0.94%	\$ 1,977.44	\$ 2,114.27	6.92%
MGS-S Customer 9955	\$ 28,808.96	\$ 28,939.22	0.45%	\$ 3,376.54	\$ 3,533.53	4.65%
MGS-S Customer 9956	\$ 27,102.02	\$ 27,221.13	0.44%	\$ 2,868.96	\$ 3,018.53	5.21%
MGS-S Customer 9957	\$ 32,764.27	\$ 32,892.68	0.39%	\$ 3,282.26	\$ 3,437.17	4.72%

Internal Use

Customer	Bundled 8/23 Prices	Bundled 1/24 Prices	Bundled % Difference	Distribution 1/24 Prices	Distribution 8/24 Prices	Distribution % Difference
MGS-S Customer 9958	\$ 22,017.85	\$ 22,130.80	0.51%	\$ 2,587.39	\$ 2,732.76	5.62%
MGS-S Customer 9959	\$ 18,862.52	\$ 18,987.37	0.66%	\$ 3,128.02	\$ 3,281.23	4.90%
MGS-S Customer 9960	\$ 40,440.77	\$ 40,572.70	0.33%	\$ 4,039.99	\$ 4,181.28	3.50%
MGS-S Customer 9961	\$ 19,840.04	\$ 19,928.70	0.45%	\$ 2,077.33	\$ 2,190.45	5.45%
MGS-S Customer 9962	\$ 7,026.30	\$ 7,110.35	1.20%	\$ 1,280.35	\$ 1,407.21	9.91%
MGS-S Customer 9963	\$ 72,204.33	\$ 72,408.47	0.28%	\$ 6,721.86	\$ 6,926.48	3.04%
MGS-S Customer 9964	\$ 13,985.16	\$ 14,079.90	0.68%	\$ 1,764.22	\$ 1,897.99	7.58%
MGS-S Customer 9965	\$ 40,116.61	\$ 40,256.96	0.35%	\$ 4,420.69	\$ 4,567.38	3.32%
MGS-S Customer 9966	\$ 24,994.89	\$ 25,107.06	0.45%	\$ 2,556.05	\$ 2,701.27	5.68%
MGS-S Customer 9967	\$ 77,349.85	\$ 77,561.22	0.27%	\$ 7,050.97	\$ 7,260.38	2.97%
MGS-S Customer 9968	\$ 23,784.24	\$ 23,906.92	0.52%	\$ 3,031.39	\$ 3,183.34	5.01%
MGS-S Customer 9969	\$ 22,003.01	\$ 22,095.52	0.42%	\$ 2,251.47	\$ 2,367.05	5.13%
MGS-S Customer 9970	\$ 42,099.90	\$ 42,219.68	0.28%	\$ 3,487.90	\$ 3,621.21	3.82%
MGS-S Customer 9971	\$ 24,647.49	\$ 24,771.37	0.50%	\$ 3,085.58	\$ 3,238.28	4.95%
MGS-S Customer 9972	\$ 15,359.11	\$ 15,464.36	0.69%	\$ 2,240.40	\$ 2,380.94	6.27%
MGS-S Customer 9973	\$ 22,063.85	\$ 22,195.62	0.60%	\$ 3,442.05	\$ 3,599.76	4.58%
MGS-S Customer 9974	\$ 33,620.29	\$ 33,743.11	0.37%	\$ 3,018.34	\$ 3,177.60	5.28%
MGS-S Customer 9975	\$ 572.66	\$ 627.76	9.62%	\$ 555.91	\$ 647.23	16.43%
MGS-S Customer 9976	\$ 14,826.30	\$ 14,929.06	0.69%	\$ 2,128.64	\$ 2,267.66	6.53%
MGS-S Customer 9977	\$ 60,449.90	\$ 60,647.55	0.33%	\$ 6,424.19	\$ 6,624.37	3.12%
MGS-S Customer 9978	\$ 97,519.92	\$ 97,736.69	0.22%	\$ 7,294.31	\$ 7,507.13	2.92%
MGS-S Customer 9979	\$ 7,646.04	\$ 7,722.92	1.01%	\$ 1,545.68	\$ 1,651.37	6.84%
MGS-S Customer 9980	\$ 18,486.24	\$ 18,573.80	0.47%	\$ 2,029.69	\$ 2,142.30	5.55%
MGS-S Customer 9981	\$ 11,967.91	\$ 12,056.86	0.74%	\$ 1,501.28	\$ 1,631.25	8.66%
MGS-S Customer 9982	\$ 13,447.58	\$ 13,526.00	0.58%	\$ 1,612.36	\$ 1,718.77	6.60%
MGS-S Customer 9983	\$ 628.53	\$ 683.78	8.79%	\$ 562.57	\$ 653.98	16.25%
MGS-S Customer 9984	\$ 8,591.60	\$ 8,669.26	0.90%	\$ 1,579.11	\$ 1,685.12	6.71%
MGS-S Customer 9985	\$ 42,278.14	\$ 42,457.22	0.42%	\$ 5,587.45	\$ 5,775.94	3.37%
MGS-S Customer 9986	\$ 12,901.51	\$ 12,999.14	0.76%	\$ 1,894.98	\$ 2,030.62	7.16%
MGS-S Customer 9987	\$ 30,879.49	\$ 31,031.84	0.49%	\$ 4,371.11	\$ 4,541.87	3.91%
MGS-S Customer 9988	\$ 12,541.52	\$ 12,667.05	1.00%	\$ 3,067.71	\$ 3,247.12	5.85%
MGS-S Customer 9989	\$ 21,574.96	\$ 21,674.67	0.46%	\$ 1,989.33	\$ 2,126.29	6.88%
MGS-S Customer 9990	\$ 8,613.72	\$ 8,704.78	1.06%	\$ 1,596.23	\$ 1,727.52	8.23%
MGS-S Customer 9991	\$ 17,978.07	\$ 18,094.75	0.65%	\$ 2,760.02	\$ 2,908.11	5.37%
MGS-S Customer 9992	\$ 10,005.91	\$ 10,096.77	0.91%	\$ 1,587.64	\$ 1,718.84	8.26%
MGS-S Customer 9993	\$ 27,286.24	\$ 27,405.69	0.44%	\$ 2,884.50	\$ 3,034.29	5.19%
MGS-S Customer 9994	\$ 27,482.04	\$ 27,590.62	0.40%	\$ 2,979.00	\$ 3,104.95	4.23%
MGS-S Customer 9995	\$ 11,637.52	\$ 11,734.81	0.84%	\$ 1,879.35	\$ 2,014.71	7.20%
MGS-S Customer 9996	\$ 17,118.73	\$ 17,211.07	0.54%	\$ 2,243.91	\$ 2,359.41	5.15%
MGS-S Customer 9997	\$ 8,011.56	\$ 8,103.49	1.15%	\$ 1,637.54	\$ 1,769.54	8.06%

Customer	Bundled 8/23 Prices	Bundled 1/24 Prices	Bundled % Difference	Distribution 1/24 Prices	Distribution 8/24 Prices	Distribution % Difference
MGS-S Customer 9998	\$ 69,130.99	\$ 69,345.67	0.31%	\$ 7,200.09	\$ 7,411.57	2.94%
MGS-S Customer 9999	\$ 17,782.61	\$ 17,896.98	0.64%	\$ 2,653.26	\$ 2,799.67	5.52%
MGS-S Customer 10000	\$ 635.06	\$ 690.37	8.71%	\$ 565.20	\$ 656.65	16.18%
MGS-S Customer 10001	\$ 20,824.63	\$ 20,930.43	0.51%	\$ 2,851.33	\$ 2,975.33	4.35%
MGS-S Customer 10002	\$ 63,131.11	\$ 63,325.86	0.31%	\$ 6,295.26	\$ 6,493.71	3.15%
MGS-S Customer 10003	\$ 11,108.41	\$ 11,197.77	0.80%	\$ 2,106.89	\$ 2,220.28	5.38%
MGS-S Customer 10004	\$ 26,982.50	\$ 27,097.98	0.43%	\$ 2,704.46	\$ 2,851.68	5.44%
MGS-S Customer 10005	\$ 30,311.56	\$ 30,440.51	0.43%	\$ 3,316.63	\$ 3,472.72	4.71%
MGS-S Customer 10006	\$ 31,348.64	\$ 31,478.79	0.42%	\$ 3,368.69	\$ 3,525.36	4.65%
MGS-S Customer 10007	\$ 5,921.68	\$ 5,989.20	1.14%	\$ 1,119.30	\$ 1,218.73	8.88%
MGS-S Customer 10008	\$ 41,434.08	\$ 41,578.76	0.35%	\$ 4,028.21	\$ 4,194.39	4.13%
MGS-S Customer 10009	\$ 23,695.82	\$ 23,814.07	0.50%	\$ 2,830.88	\$ 2,979.99	5.27%
MGS-S Customer 10010	\$ 110,352.93	\$ 110,648.87	0.27%	\$ 10,882.74	\$ 11,146.87	2.43%
MGS-S Customer 10011	\$ 13,861.04	\$ 13,971.88	0.80%	\$ 2,495.52	\$ 2,639.85	5.78%
MGS-S Customer 10012	\$ 11,974.10	\$ 12,063.75	0.75%	\$ 1,533.41	\$ 1,663.84	8.51%
MGS-S Customer 10013	\$ 20,765.43	\$ 20,879.02	0.55%	\$ 2,619.62	\$ 2,765.68	5.58%
MGS-S Customer 10014	\$ 30,009.51	\$ 30,126.44	0.39%	\$ 2,769.49	\$ 2,917.61	5.35%
MGS-S Customer 10015	\$ 25,902.60	\$ 26,030.48	0.49%	\$ 3,267.06	\$ 3,422.38	4.75%
MGS-S Customer 10016	\$ 52,173.95	\$ 52,346.49	0.33%	\$ 5,293.70	\$ 5,478.17	3.48%
MGS-S Customer 10017	\$ 51,806.26	\$ 51,986.50	0.35%	\$ 5,639.93	\$ 5,829.16	3.36%
MGS-S Customer 10018	\$ 11,015.35	\$ 11,110.53	0.86%	\$ 1,784.00	\$ 1,918.03	7.51%
MGS-S Customer 10019	\$ 11,636.08	\$ 11,712.83	0.66%	\$ 1,537.45	\$ 1,642.84	6.85%
MGS-S Customer 10020	\$ 7,594.10	\$ 7,665.62	0.94%	\$ 1,300.30	\$ 1,402.31	7.85%
MGS-S Customer 10021	\$ 25,695.85	\$ 25,814.06	0.46%	\$ 2,828.63	\$ 2,977.66	5.27%
MGS-S Customer 10022	\$ 7,620.35	\$ 7,684.96	0.85%	\$ 986.84	\$ 1,084.33	9.88%
MGS-S Customer 10023	\$ 89,880.23	\$ 90,157.52	0.31%	\$ 10,032.19	\$ 10,283.81	2.51%
MGS-S Customer 10024	\$ 11,751.72	\$ 11,858.20	0.91%	\$ 2,295.97	\$ 2,437.30	6.16%
MGS-S Customer 10025	\$ 7,855.63	\$ 7,952.54	1.23%	\$ 1,862.21	\$ 1,997.32	7.26%
MGS-S Customer 10026	\$ 9,435.93	\$ 9,514.32	0.83%	\$ 1,612.34	\$ 1,718.83	6.60%
MGS-S Customer 10027	\$ 7,453.17	\$ 7,540.37	1.17%	\$ 1,422.46	\$ 1,551.35	9.06%
MGS-S Customer 10028	\$ 13,814.32	\$ 13,921.79	0.78%	\$ 2,343.47	\$ 2,485.67	6.07%
MGS-S Customer 10029	\$ 32,130.49	\$ 32,274.08	0.45%	\$ 3,976.55	\$ 4,141.85	4.16%
MGS-S Customer 10030	\$ 44,007.89	\$ 44,171.96	0.37%	\$ 4,899.99	\$ 5,078.15	3.64%
MGS-S Customer 10031	\$ 43,462.13	\$ 43,602.47	0.32%	\$ 3,831.54	\$ 3,994.92	4.26%
MGS-S Customer 10032	\$ 4,889.94	\$ 4,954.42	1.32%	\$ 979.70	\$ 1,076.99	9.93%
MGS-S Customer 10033	\$ 18,844.51	\$ 18,956.34	0.59%	\$ 2,539.58	\$ 2,684.46	5.70%
MGS-S Customer 10034	\$ 16,040.25	\$ 16,200.56	1.00%	\$ 4,619.69	\$ 4,831.38	4.58%
MGS-S Customer 10035	\$ 93,408.18	\$ 93,674.17	0.28%	\$ 9,513.81	\$ 9,757.57	2.56%
MGS-S Customer 10036	\$ 40,225.46	\$ 40,393.22	0.42%	\$ 5,070.62	\$ 5,251.45	3.57%
MGS-S Customer 10037	\$ 18,895.14	\$ 19,006.79	0.59%	\$ 2,530.86	\$ 2,675.59	5.72%

Internal Use

Customer	Bundled 8/23 Prices	Bundled 1/24 Prices	Bundled % Difference	Distribution 1/24 Prices	Distribution 8/24 Prices	Distribution % Difference
MGS-S Customer 10038	\$ 7,417.46	\$ 7,487.32	0.94%	\$ 1,224.34	\$ 1,325.22	8.24%
MGS-S Customer 10039	\$ 10,185.11	\$ 10,260.29	0.74%	\$ 1,465.73	\$ 1,570.07	7.12%
MGS-S Customer 10040	\$ 11,564.87	\$ 11,662.99	0.85%	\$ 1,916.61	\$ 2,052.49	7.09%
MGS-S Customer 10041	\$ 9,090.01	\$ 9,180.83	1.00%	\$ 1,581.38	\$ 1,713.13	8.33%
MGS-S Customer 10042	\$ 21,468.12	\$ 21,563.27	0.44%	\$ 2,371.76	\$ 2,489.09	4.95%
MGS-S Customer 10043	\$ 6,049.29	\$ 6,130.60	1.34%	\$ 1,155.15	\$ 1,280.17	10.82%
MGS-S Customer 10044	\$ 179,424.11	\$ 179,900.77	0.27%	\$ 18,783.83	\$ 19,255.30	2.51%
MGS-S Customer 10045	\$ 14,812.52	\$ 14,916.88	0.70%	\$ 2,200.40	\$ 2,340.43	6.36%
MGS-S Customer 10046	\$ 5,777.94	\$ 5,860.87	1.44%	\$ 1,228.73	\$ 1,354.80	10.26%
MGS-S Customer 10047	\$ 47,895.95	\$ 48,053.17	0.33%	\$ 4,598.06	\$ 4,772.50	3.79%
MGS-S Customer 10048	\$ 19,977.33	\$ 20,086.30	0.55%	\$ 2,407.64	\$ 2,550.52	5.93%
MGS-S Customer 10049	\$ 21,409.38	\$ 21,521.01	0.52%	\$ 2,532.00	\$ 2,676.93	5.72%
MGS-S Customer 10050	\$ 32,762.91	\$ 32,928.45	0.51%	\$ 4,968.53	\$ 5,147.79	3.61%
MGS-S Customer 10051	\$ 9,443.40	\$ 9,523.61	0.85%	\$ 1,692.68	\$ 1,800.19	6.35%
MGS-S Customer 10052	\$ 14,995.85	\$ 15,096.19	0.67%	\$ 2,017.72	\$ 2,155.08	6.81%
MGS-S Customer 10053	\$ 13,359.57	\$ 13,455.61	0.72%	\$ 1,823.23	\$ 1,957.83	7.38%
MGS-S Customer 10054	\$ 28,120.08	\$ 28,244.16	0.44%	\$ 3,095.52	\$ 3,248.40	4.94%
MGS-S Customer 10055	\$ 5,555.23	\$ 5,635.95	1.45%	\$ 1,128.26	\$ 1,252.89	11.05%
MGS-S Customer 10056	\$ 14,368.04	\$ 14,474.23	0.74%	\$ 2,282.81	\$ 2,423.95	6.18%
MGS-S Customer 10057	\$ 10,620.60	\$ 10,726.49	1.00%	\$ 2,854.18	\$ 2,978.12	4.34%
MGS-S Customer 10058	\$ 10,076.94	\$ 10,153.86	0.76%	\$ 1,545.83	\$ 1,651.38	6.83%
MGS-S Customer 10059	\$ 138,707.74	\$ 139,345.77	0.46%	\$ 25,621.53	\$ 26,337.60	2.79%
MGS-S Customer 10060	\$ 15,557.28	\$ 15,679.55	0.79%	\$ 3,010.22	\$ 3,161.68	5.03%
MGS-S Customer 10061	\$ 31,250.46	\$ 31,373.81	0.39%	\$ 3,060.23	\$ 3,212.50	4.98%
MGS-S Customer 10062	\$ 11,198.42	\$ 11,300.91	0.92%	\$ 2,115.65	\$ 2,254.45	6.56%
MGS-S Customer 10063	\$ 133,289.40	\$ 133,436.04	0.11%	\$ 4,106.09	\$ 4,272.60	4.06%
MGS-S Customer 10064	\$ 10,289.61	\$ 10,383.68	0.91%	\$ 1,733.90	\$ 1,867.25	7.69%
MGS-S Customer 10065	\$ 12,830.58	\$ 12,901.83	0.56%	\$ 1,289.74	\$ 1,391.71	7.91%
MGS-S Customer 10066	\$ 72,795.97	\$ 72,999.96	0.28%	\$ 6,695.25	\$ 6,901.66	3.08%
MGS-S Customer 10067	\$ 217,405.62	\$ 217,818.59	0.19%	\$ 16,028.04	\$ 16,419.27	2.44%
MGS-S Customer 10068	\$ 12,988.15	\$ 13,086.15	0.75%	\$ 1,912.67	\$ 2,048.59	7.11%
MGS-S Customer 10069	\$ 16,095.85	\$ 16,205.90	0.68%	\$ 2,456.68	\$ 2,600.24	5.84%
MGS-S Customer 10070	\$ 21,708.64	\$ 21,806.19	0.45%	\$ 2,476.83	\$ 2,595.44	4.79%
MGS-S Customer 10071	\$ 118,503.58	\$ 118,836.03	0.28%	\$ 12,529.90	\$ 12,817.08	2.29%
MGS-S Customer 10072	\$ 31,878.17	\$ 32,003.53	0.39%	\$ 3,152.05	\$ 3,305.67	4.87%
MGS-S Customer 10073	\$ 11,891.65	\$ 11,986.65	0.80%	\$ 1,776.35	\$ 1,910.33	7.54%
MGS-S Customer 10074	\$ 5,548.32	\$ 5,622.12	1.33%	\$ 1,406.12	\$ 1,509.82	7.37%
MGS-S Customer 10075	\$ 3,831.71	\$ 3,893.17	1.60%	\$ 843.12	\$ 938.49	11.31%
MGS-S Customer 10076	\$ 11,624.29	\$ 11,719.73	0.82%	\$ 1,797.00	\$ 1,931.27	7.47%
MGS-S Customer 10077	\$ 16,062.58	\$ 16,145.12	0.51%	\$ 1,799.74	\$ 1,908.88	6.06%

Internal Use

Customer	Bundled 8/23 Prices	Bundled 1/24 Prices	Bundled % Difference	Distribution 1/24 Prices	Distribution 8/24 Prices	Distribution % Difference
MGS-S Customer 10078	\$ 46,944.36	\$ 47,096.56	0.32%	\$ 4,368.67	\$ 4,539.72	3.92%
MGS-S Customer 10079	\$ 64,743.37	\$ 64,969.19	0.35%	\$ 7,708.92	\$ 7,927.95	2.84%
MGS-S Customer 10080	\$ 9,417.46	\$ 9,505.71	0.94%	\$ 1,470.15	\$ 1,599.72	8.81%
MGS-S Customer 10081	\$ 9,955.74	\$ 10,049.65	0.94%	\$ 1,727.58	\$ 1,860.87	7.72%
MGS-S Customer 10082	\$ 6,583.60	\$ 6,647.57	0.97%	\$ 957.95	\$ 1,055.04	10.14%
MGS-S Customer 10083	\$ 10,780.77	\$ 10,860.76	0.74%	\$ 1,683.54	\$ 1,790.94	6.38%
MGS-S Customer 10084	\$ 11,775.78	\$ 11,856.32	0.68%	\$ 1,709.13	\$ 1,816.98	6.31%
MGS-S Customer 10085	\$ 8,617.82	\$ 8,691.46	0.85%	\$ 1,396.35	\$ 1,499.70	7.40%
MGS-S Customer 10086	\$ 18,708.71	\$ 18,801.78	0.50%	\$ 2,279.43	\$ 2,395.60	5.10%
MGS-S Customer 10087	\$ 11,826.18	\$ 11,912.04	0.73%	\$ 1,950.46	\$ 2,061.79	5.71%
MGS-S Customer 10088	\$ 45,217.09	\$ 45,399.31	0.40%	\$ 5,737.16	\$ 5,928.28	3.33%
MGS-S Customer 10089	\$ 36,254.03	\$ 36,385.94	0.36%	\$ 3,449.54	\$ 3,607.46	4.58%
MGS-S Customer 10090	\$ 13,266.15	\$ 13,386.50	0.91%	\$ 2,925.71	\$ 3,076.12	5.14%
MGS-S Customer 10091	\$ 10,931.24	\$ 11,009.55	0.72%	\$ 1,608.20	\$ 1,714.61	6.62%
MGS-S Customer 10092	\$ 226,233.52	\$ 226,664.87	0.19%	\$ 16,944.01	\$ 17,321.98	2.23%
MGS-S Customer 10093	\$ 15,975.29	\$ 16,085.41	0.69%	\$ 2,461.05	\$ 2,604.77	5.84%
MGS-S Customer 10094	\$ 2,396.22	\$ 2,471.45	3.14%	\$ 879.56	\$ 1,000.64	13.77%
MGS-S Customer 10095	\$ 10,299.11	\$ 10,397.74	0.96%	\$ 1,940.44	\$ 2,076.70	7.02%
MGS-S Customer 10096	\$ 49,066.65	\$ 49,230.07	0.33%	\$ 4,871.73	\$ 5,049.57	3.65%
MGS-S Customer 10097	\$ 9,551.42	\$ 9,643.18	0.96%	\$ 1,629.13	\$ 1,760.97	8.09%
MGS-S Customer 10098	\$ 97,077.03	\$ 97,302.46	0.23%	\$ 7,665.50	\$ 7,882.15	2.83%
MGS-S Customer 10099	\$ 20,677.75	\$ 20,780.33	0.50%	\$ 2,710.51	\$ 2,832.86	4.51%
MGS-S Customer 10100	\$ 66,837.97	\$ 67,029.21	0.29%	\$ 6,135.72	\$ 6,331.84	3.20%
MGS-S Customer 10101	\$ 22,413.19	\$ 22,513.24	0.45%	\$ 2,594.06	\$ 2,714.61	4.65%
MGS-S Customer 10102	\$ 70,767.12	\$ 70,966.48	0.28%	\$ 6,502.92	\$ 6,704.25	3.10%
MGS-S Customer 10103	\$ 45,048.11	\$ 45,226.38	0.40%	\$ 5,525.25	\$ 5,718.23	3.49%
MGS-S Customer 10104	\$ 23,192.18	\$ 23,313.62	0.52%	\$ 2,973.82	\$ 3,124.84	5.08%
MGS-S Customer 10105	\$ 27,279.22	\$ 27,405.32	0.46%	\$ 3,186.57	\$ 3,340.72	4.84%
MGS-S Customer 10106	\$ 19,384.67	\$ 19,483.70	0.51%	\$ 2,546.96	\$ 2,666.77	4.70%
MGS-S Customer 10107	\$ 113,351.56	\$ 113,606.44	0.22%	\$ 9,030.84	\$ 9,269.13	2.64%
MGS-S Customer 10108	\$ 9,970.17	\$ 10,063.38	0.93%	\$ 1,693.84	\$ 1,826.51	7.83%
MGS-S Customer 10109	\$ 44,331.10	\$ 44,533.18	0.46%	\$ 6,621.24	\$ 6,823.94	3.06%
MGS-S Customer 10110	\$ 11,220.04	\$ 11,290.42	0.63%	\$ 1,248.88	\$ 1,350.13	8.11%
MGS-S Customer 10111	\$ 27,018.93	\$ 27,145.05	0.47%	\$ 3,769.61	\$ 3,906.57	3.63%
MGS-S Customer 10112	\$ 3,620.18	\$ 3,692.41	2.00%	\$ 1,329.59	\$ 1,431.81	7.69%
MGS-S Customer 10113	\$ 11,111.93	\$ 11,201.17	0.80%	\$ 1,515.17	\$ 1,645.37	8.59%
MGS-S Customer 10114	\$ 15,429.78	\$ 15,516.95	0.56%	\$ 2,009.84	\$ 2,122.00	5.58%
MGS-S Customer 10115	\$ 24,053.27	\$ 24,151.04	0.41%	\$ 2,489.60	\$ 2,608.59	4.78%
MGS-S Customer 10116	\$ 16,496.36	\$ 16,578.57	0.50%	\$ 1,784.00	\$ 1,892.88	6.10%
MGS-S Customer 10117	\$ 19,205.76	\$ 19,312.93	0.56%	\$ 2,327.19	\$ 2,468.98	6.09%

Internal Use

Customer	Bundled 8/23 Prices	Bundled 1/24 Prices	Bundled % Difference	Distribution 1/24 Prices	Distribution 8/24 Prices	Distribution % Difference
MGS-S Customer 10118	\$ 6,859.06	\$ 6,944.04	1.24%	\$ 1,322.30	\$ 1,449.77	9.64%
MGS-S Customer 10119	\$ 42,034.67	\$ 42,189.22	0.37%	\$ 4,476.33	\$ 4,648.97	3.86%
MGS-S Customer 10120	\$ 26,162.65	\$ 26,260.64	0.37%	\$ 2,499.57	\$ 2,618.69	4.77%
MGS-S Customer 10121	\$ 78,629.04	\$ 78,837.10	0.26%	\$ 6,876.25	\$ 7,090.05	3.11%
MGS-S Customer 10122	\$ 10,920.40	\$ 10,996.21	0.69%	\$ 1,495.55	\$ 1,600.41	7.01%
MGS-S Customer 10123	\$ 42,063.07	\$ 42,212.21	0.35%	\$ 4,229.77	\$ 4,398.80	4.00%
MGS-S Customer 10124	\$ 26,232.69	\$ 26,357.05	0.47%	\$ 3,108.44	\$ 3,261.54	4.93%
MGS-S Customer 10125	\$ 7,320.95	\$ 7,426.60	1.44%	\$ 2,258.10	\$ 2,398.88	6.23%
MGS-S Customer 10126	\$ 36,912.10	\$ 37,028.89	0.32%	\$ 3,352.99	\$ 3,484.40	3.92%
MGS-S Customer 10127	\$ 36,029.21	\$ 36,182.26	0.42%	\$ 4,403.94	\$ 4,575.24	3.89%
MGS-S Customer 10128	\$ 12,314.88	\$ 12,417.94	0.84%	\$ 2,141.04	\$ 2,280.15	6.50%
MGS-S Customer 10129	\$ 21,814.67	\$ 21,929.63	0.53%	\$ 2,682.60	\$ 2,829.61	5.48%
MGS-S Customer 10130	\$ 11,552.08	\$ 11,628.55	0.66%	\$ 1,524.29	\$ 1,629.49	6.90%
MGS-S Customer 10131	\$ 65,360.39	\$ 65,551.65	0.29%	\$ 6,141.08	\$ 6,337.59	3.20%
MGS-S Customer 10132	\$ 12,025.78	\$ 12,105.57	0.66%	\$ 1,675.08	\$ 1,782.42	6.41%
MGS-S Customer 10133	\$ 206,225.71	\$ 206,714.29	0.24%	\$ 19,551.69	\$ 19,964.70	2.11%
MGS-S Customer 10134	\$ 48,481.56	\$ 48,652.56	0.35%	\$ 5,211.75	\$ 5,395.85	3.53%
MGS-S Customer 10135	\$ 11,670.14	\$ 11,752.20	0.70%	\$ 1,777.64	\$ 1,886.44	6.12%
MGS-S Customer 10136	\$ 13,588.50	\$ 13,668.69	0.59%	\$ 1,693.07	\$ 1,800.69	6.36%
MGS-S Customer 10137	\$ 6,772.49	\$ 6,869.36	1.43%	\$ 1,862.12	\$ 1,997.38	7.26%
MGS-S Customer 10138	\$ 30,010.15	\$ 30,117.46	0.36%	\$ 2,923.34	\$ 3,048.62	4.29%
MGS-S Customer 10139	\$ 11,213.23	\$ 11,306.16	0.83%	\$ 1,681.80	\$ 1,814.37	7.88%
MGS-S Customer 10140	\$ 8,733.88	\$ 8,823.73	1.03%	\$ 1,542.60	\$ 1,673.20	8.47%
MGS-S Customer 10141	\$ 28,492.51	\$ 28,622.57	0.46%	\$ 3,365.92	\$ 3,522.65	4.66%
MGS-S Customer 10142	\$ 11,609.79	\$ 11,697.98	0.76%	\$ 1,467.16	\$ 1,596.65	8.83%
MGS-S Customer 10143	\$ 5,937.68	\$ 6,021.50	1.41%	\$ 1,268.95	\$ 1,395.62	9.98%
MGS-S Customer 10144	\$ 9,912.48	\$ 10,006.04	0.94%	\$ 1,710.54	\$ 1,843.52	7.77%
MGS-S Customer 10145	\$ 19,067.82	\$ 19,154.74	0.46%	\$ 1,999.17	\$ 2,111.22	5.60%
MGS-S Customer 10146	\$ 14,690.47	\$ 14,798.47	0.74%	\$ 2,364.51	\$ 2,506.81	6.02%
MGS-S Customer 10147	\$ 23,801.58	\$ 23,949.35	0.62%	\$ 4,167.06	\$ 4,335.13	4.03%
MGS-S Customer 10148	\$ 8,215.37	\$ 8,299.24	1.02%	\$ 1,271.48	\$ 1,398.19	9.97%
MGS-S Customer 10149	\$ 30,600.86	\$ 30,717.62	0.38%	\$ 2,762.38	\$ 2,910.44	5.36%
MGS-S Customer 10150	\$ 13,413.01	\$ 13,501.19	0.66%	\$ 2,053.11	\$ 2,165.73	5.49%
MGS-S Customer 10151	\$ 277,703.14	\$ 278,214.21	0.18%	\$ 20,512.69	\$ 20,957.25	2.17%
MGS-S Customer 10152	\$ 12,281.14	\$ 12,362.46	0.66%	\$ 1,744.11	\$ 1,852.44	6.21%
MGS-S Customer 10153	\$ 22,848.14	\$ 22,959.79	0.49%	\$ 3,117.40	\$ 3,245.29	4.10%
MGS-S Customer 10154	\$ 17,498.99	\$ 17,580.66	0.47%	\$ 1,759.35	\$ 1,867.83	6.17%
MGS-S Customer 10155	\$ 42,260.04	\$ 42,402.87	0.34%	\$ 3,945.30	\$ 4,110.33	4.18%
MGS-S Customer 10156	\$ 21,383.31	\$ 21,494.80	0.52%	\$ 2,523.87	\$ 2,668.52	5.73%
MGS-S Customer 10157	\$ 13,678.26	\$ 13,769.48	0.67%	\$ 2,198.27	\$ 2,313.49	5.24%

Internal Use

Customer	Bundled 8/23 Prices	Bundled 1/24 Prices	Bundled % Difference	Distribution 1/24 Prices	Distribution 8/24 Prices	Distribution % Difference
MGS-S Customer 10158	\$ 17,821.13	\$ 17,922.25	0.57%	\$ 2,649.74	\$ 2,771.58	4.60%
MGS-S Customer 10159	\$ 39,166.99	\$ 39,306.63	0.36%	\$ 4,389.09	\$ 4,535.34	3.33%
MGS-S Customer 10160	\$ 11,239.66	\$ 11,327.90	0.79%	\$ 2,058.93	\$ 2,171.84	5.48%
MGS-S Customer 10161	\$ 13,088.49	\$ 13,193.32	0.80%	\$ 2,219.68	\$ 2,359.83	6.31%
MGS-S Customer 10162	\$ 7,317.40	\$ 7,393.61	1.04%	\$ 1,516.12	\$ 1,621.42	6.95%
MGS-S Customer 10163	\$ 11,876.98	\$ 11,964.11	0.73%	\$ 2,012.07	\$ 2,124.56	5.59%
MGS-S Customer 10164	\$ 78,561.81	\$ 78,762.41	0.26%	\$ 6,562.26	\$ 6,764.64	3.08%
MGS-S Customer 10165	\$ 10,977.18	\$ 11,058.41	0.74%	\$ 1,740.64	\$ 1,848.96	6.22%
MGS-S Customer 10166	\$ 48,011.47	\$ 48,156.88	0.30%	\$ 4,061.04	\$ 4,227.70	4.10%
MGS-S Customer 10167	\$ 7,444.65	\$ 7,540.31	1.28%	\$ 1,804.61	\$ 1,938.86	7.44%
MGS-S Customer 10168	\$ 50,289.10	\$ 50,472.65	0.36%	\$ 5,779.32	\$ 5,969.81	3.30%
MGS-S Customer 10169	\$ 7,405.36	\$ 7,500.58	1.29%	\$ 1,787.30	\$ 1,921.49	7.51%
MGS-S Customer 10170	\$ 31,434.66	\$ 31,586.50	0.48%	\$ 4,352.67	\$ 4,523.50	3.92%
MGS-S Customer 10171	\$ 14,821.78	\$ 14,917.90	0.65%	\$ 1,829.81	\$ 1,964.72	7.37%
MGS-S Customer 10172	\$ 27,006.37	\$ 27,131.29	0.46%	\$ 3,131.79	\$ 3,285.11	4.90%
MGS-S Customer 10173	\$ 14,579.37	\$ 14,659.38	0.55%	\$ 1,685.42	\$ 1,792.95	6.38%
MGS-S Customer 10174	\$ 19,810.02	\$ 19,920.64	0.56%	\$ 2,483.94	\$ 2,627.98	5.80%
MGS-S Customer 10175	\$ 10,065.65	\$ 10,136.93	0.71%	\$ 701.04	\$ 819.60	16.91%
MGS-S Customer 10176	\$ 11,437.38	\$ 11,539.52	0.89%	\$ 2,099.19	\$ 2,237.73	6.60%
MGS-S Customer 10177	\$ 25,804.86	\$ 25,924.92	0.47%	\$ 2,913.24	\$ 3,063.51	5.16%
MGS-S Customer 10178	\$ 11,751.55	\$ 11,835.98	0.72%	\$ 1,884.78	\$ 1,995.08	5.85%
MGS-S Customer 10179	\$ 8,713.59	\$ 8,802.31	1.02%	\$ 1,492.02	\$ 1,621.91	8.71%
MGS-S Customer 10180	\$ 14,787.75	\$ 14,885.64	0.66%	\$ 1,907.04	\$ 2,042.86	7.12%
MGS-S Customer 10181	\$ 165,897.30	\$ 166,369.23	0.28%	\$ 18,857.69	\$ 19,235.82	2.01%
MGS-S Customer 10182	\$ 1,679.32	\$ 1,738.58	3.53%	\$ 743.87	\$ 837.84	12.63%
MGS-S Customer 10183	\$ 14,726.10	\$ 14,807.71	0.55%	\$ 1,756.55	\$ 1,865.02	6.18%
MGS-S Customer 10184	\$ 9,653.33	\$ 9,731.25	0.81%	\$ 1,590.81	\$ 1,696.99	6.67%
MGS-S Customer 10185	\$ 107,163.85	\$ 107,465.75	0.28%	\$ 11,054.01	\$ 11,351.20	2.69%
MGS-S Customer 10186	\$ 9,283.51	\$ 9,379.71	1.04%	\$ 1,829.06	\$ 1,963.65	7.36%
MGS-S Customer 10187	\$ 17,846.52	\$ 17,956.28	0.62%	\$ 2,444.02	\$ 2,587.43	5.87%
MGS-S Customer 10188	\$ 36,552.87	\$ 36,729.97	0.48%	\$ 5,489.67	\$ 5,676.19	3.40%
MGS-S Customer 10189	\$ 17,886.47	\$ 17,995.46	0.61%	\$ 2,994.07	\$ 3,119.96	4.20%
MGS-S Customer 10190	\$ 24,720.65	\$ 24,818.47	0.40%	\$ 2,491.82	\$ 2,610.83	4.78%
MGS-S Customer 10191	\$ 55,323.84	\$ 55,485.47	0.29%	\$ 4,794.42	\$ 4,971.43	3.69%
MGS-S Customer 10192	\$ 21,379.00	\$ 21,480.65	0.48%	\$ 2,077.29	\$ 2,215.54	6.66%
MGS-S Customer 10193	\$ 8,224.81	\$ 8,295.59	0.86%	\$ 1,266.35	\$ 1,367.83	8.01%
MGS-S Customer 10194	\$ 29,898.43	\$ 30,022.19	0.41%	\$ 3,080.75	\$ 3,233.44	4.96%
MGS-S Customer 10195	\$ 11,682.82	\$ 11,778.88	0.82%	\$ 1,824.53	\$ 1,959.17	7.38%
MGS-S Customer 10196	\$ 14,951.85	\$ 15,045.47	0.63%	\$ 2,301.62	\$ 2,417.91	5.05%
MGS-S Customer 10197	\$ 102,759.55	\$ 102,981.57	0.22%	\$ 7,531.25	\$ 7,747.37	2.87%

Internal Use

Customer	Bundled 8/23 Prices	Bundled 1/24 Prices	Bundled % Difference	Distribution 1/24 Prices	Distribution 8/24 Prices	Distribution % Difference
MGS-S Customer 10198	\$ 19,179.59	\$ 19,286.01	0.55%	\$ 2,292.99	\$ 2,434.27	6.16%
MGS-S Customer 10199	\$ 56,250.87	\$ 56,470.47	0.39%	\$ 7,417.10	\$ 7,631.28	2.89%
MGS-S Customer 10200	\$ 11,917.23	\$ 12,022.73	0.89%	\$ 2,253.80	\$ 2,394.69	6.25%
MGS-S Customer 10201	\$ 9,889.06	\$ 9,979.46	0.91%	\$ 1,567.54	\$ 1,698.50	8.35%
MGS-S Customer 10202	\$ 11,090.02	\$ 11,181.49	0.82%	\$ 1,615.38	\$ 1,746.97	8.15%
MGS-S Customer 10203	\$ 58,147.74	\$ 58,371.70	0.39%	\$ 7,618.85	\$ 7,836.22	2.85%
MGS-S Customer 10204	\$ 25,996.55	\$ 26,090.42	0.36%	\$ 2,314.70	\$ 2,431.32	5.04%
MGS-S Customer 10205	\$ 34,704.95	\$ 34,819.57	0.33%	\$ 3,253.25	\$ 3,383.17	3.99%
MGS-S Customer 10206	\$ 20,423.42	\$ 20,556.80	0.65%	\$ 3,514.57	\$ 3,673.31	4.52%
MGS-S Customer 10207	\$ 13,972.95	\$ 14,071.30	0.70%	\$ 1,927.61	\$ 2,063.69	7.06%
MGS-S Customer 10208	\$ 27,192.81	\$ 27,318.77	0.46%	\$ 3,768.61	\$ 3,905.98	3.65%
MGS-S Customer 10209	\$ 14,550.26	\$ 14,651.46	0.70%	\$ 2,056.83	\$ 2,194.76	6.71%
MGS-S Customer 10210	\$ 52,141.90	\$ 52,309.07	0.32%	\$ 5,048.04	\$ 5,228.85	3.58%
MGS-S Customer 10211	\$ 5,580.44	\$ 5,660.50	1.43%	\$ 1,685.96	\$ 1,793.39	6.37%
MGS-S Customer 10212	\$ 11,187.79	\$ 11,267.60	0.71%	\$ 1,676.84	\$ 1,784.28	6.41%
MGS-S Customer 10213	\$ 11,363.09	\$ 11,460.04	0.85%	\$ 2,451.47	\$ 2,569.86	4.83%
MGS-S Customer 10214	\$ 31,712.69	\$ 31,859.61	0.46%	\$ 4,126.28	\$ 4,293.63	4.06%
MGS-S Customer 10215	\$ 9,495.17	\$ 9,584.49	0.94%	\$ 1,517.47	\$ 1,647.65	8.58%
MGS-S Customer 10216	\$ 36,811.24	\$ 36,948.68	0.37%	\$ 3,700.86	\$ 3,862.38	4.36%
MGS-S Customer 10217	\$ 99,672.60	\$ 99,918.87	0.25%	\$ 8,633.61	\$ 8,865.74	2.69%
MGS-S Customer 10218	\$ 15,786.27	\$ 15,887.15	0.64%	\$ 2,041.40	\$ 2,179.06	6.74%
MGS-S Customer 10219	\$ 194,908.51	\$ 195,542.80	0.33%	\$ 25,179.56	\$ 25,976.23	3.16%
MGS-S Customer 10220	\$ 97,452.16	\$ 97,688.66	0.24%	\$ 8,093.68	\$ 8,348.23	3.15%
MGS-S Customer 10221	\$ 9,897.33	\$ 9,973.20	0.77%	\$ 1,498.01	\$ 1,602.88	7.00%
MGS-S Customer 10222	\$ 138,460.21	\$ 138,839.28	0.27%	\$ 14,657.98	\$ 14,976.63	2.17%
MGS-S Customer 10223	\$ 26,053.50	\$ 26,161.09	0.41%	\$ 2,931.59	\$ 3,056.68	4.27%
MGS-S Customer 10224	\$ 16,964.47	\$ 17,071.76	0.63%	\$ 2,333.14	\$ 2,475.05	6.08%
MGS-S Customer 10225	\$ 34,071.55	\$ 34,196.97	0.37%	\$ 3,154.29	\$ 3,307.91	4.87%
MGS-S Customer 10226	\$ 46,107.15	\$ 46,270.55	0.35%	\$ 4,843.01	\$ 5,030.09	3.86%
MGS-S Customer 10227	\$ 16,874.44	\$ 16,970.05	0.57%	\$ 2,392.81	\$ 2,510.49	4.92%
MGS-S Customer 10228	\$ 30,020.50	\$ 30,183.00	0.54%	\$ 5,428.50	\$ 5,589.87	2.97%
MGS-S Customer 10229	\$ 21,964.66	\$ 22,101.80	0.62%	\$ 3,685.07	\$ 3,846.24	4.37%
MGS-S Customer 10230	\$ 14,201.43	\$ 14,303.00	0.72%	\$ 2,074.68	\$ 2,212.95	6.66%
MGS-S Customer 10231	\$ 17,517.57	\$ 17,603.56	0.49%	\$ 1,955.90	\$ 2,067.28	5.69%
MGS-S Customer 10232	\$ 13,739.06	\$ 13,836.15	0.71%	\$ 1,869.90	\$ 2,005.13	7.23%
MGS-S Customer 10233	\$ 27,963.37	\$ 28,066.83	0.37%	\$ 2,749.87	\$ 2,872.73	4.47%
MGS-S Customer 10234	\$ 25,874.10	\$ 25,992.06	0.46%	\$ 2,817.61	\$ 2,966.50	5.28%
MGS-S Customer 10235	\$ 68,996.20	\$ 69,179.68	0.27%	\$ 5,788.45	\$ 5,979.93	3.31%
MGS-S Customer 10236	\$ 17,020.48	\$ 17,144.28	0.73%	\$ 3,024.73	\$ 3,195.13	5.63%
MGS-S Customer 10237	\$ 22,963.52	\$ 23,067.85	0.45%	\$ 2,794.43	\$ 2,918.30	4.43%

Internal Use

Customer	Bundled 8/23 Prices	Bundled 1/24 Prices	Bundled % Difference	Distribution 1/24 Prices	Distribution 8/24 Prices	Distribution % Difference
MGS-S Customer 10238	\$ 29,803.26	\$ 30,026.18	0.75%	\$ 7,569.25	\$ 7,785.71	2.86%
MGS-S Customer 10239	\$ 18,843.93	\$ 18,938.03	0.50%	\$ 2,323.85	\$ 2,440.50	5.02%
MGS-S Customer 10240	\$ 56,045.58	\$ 56,235.64	0.34%	\$ 6,085.54	\$ 6,281.20	3.22%
MGS-S Customer 10241	\$ 27,676.64	\$ 27,779.23	0.37%	\$ 2,707.67	\$ 2,829.75	4.51%
MGS-S Customer 10242	\$ 15,234.55	\$ 15,332.74	0.64%	\$ 1,921.22	\$ 2,057.27	7.08%
MGS-S Customer 10243	\$ 3,368.80	\$ 3,442.39	2.18%	\$ 1,395.04	\$ 1,498.47	7.41%
MGS-S Customer 10244	\$ 80,252.74	\$ 80,443.62	0.24%	\$ 6,122.24	\$ 6,318.35	3.20%
MGS-S Customer 10245	\$ 765.59	\$ 821.63	7.32%	\$ 598.40	\$ 690.32	15.36%
MGS-S Customer 10246	\$ 20,260.60	\$ 20,375.68	0.57%	\$ 2,686.73	\$ 2,833.75	5.47%
MGS-S Customer 10247	\$ 36,420.79	\$ 36,585.17	0.45%	\$ 4,921.78	\$ 5,100.78	3.64%
MGS-S Customer 10248	\$ 2,021.40	\$ 2,095.33	3.66%	\$ 820.67	\$ 940.91	14.65%
MGS-S Customer 10249	\$ 6,354.52	\$ 6,426.13	1.13%	\$ 1,307.42	\$ 1,409.71	7.82%
MGS-S Customer 10250	\$ 8,687.58	\$ 8,761.03	0.85%	\$ 1,388.20	\$ 1,491.48	7.44%
MGS-S Customer 10251	\$ 8,962.32	\$ 9,042.57	0.90%	\$ 1,694.89	\$ 1,802.45	6.35%
MGS-S Customer 10252	\$ 11,319.35	\$ 11,398.29	0.70%	\$ 1,636.81	\$ 1,743.64	6.53%
MGS-S Customer 10253	\$ 21,620.58	\$ 21,711.15	0.42%	\$ 2,164.20	\$ 2,278.59	5.29%
MGS-S Customer 10254	\$ 15,519.58	\$ 15,603.36	0.54%	\$ 1,855.66	\$ 1,965.57	5.92%
MGS-S Customer 10255	\$ 18,795.23	\$ 18,898.89	0.55%	\$ 2,169.46	\$ 2,309.07	6.44%
MGS-S Customer 10256	\$ 12,790.58	\$ 12,877.46	0.68%	\$ 1,995.28	\$ 2,107.13	5.61%
MGS-S Customer 10257	\$ 13,738.37	\$ 13,845.32	0.78%	\$ 2,319.02	\$ 2,460.80	6.11%
MGS-S Customer 10258	\$ 146,213.36	\$ 146,509.00	0.20%	\$ 10,867.36	\$ 11,131.14	2.43%
MGS-S Customer 10259	\$ 37,865.96	\$ 38,020.40	0.41%	\$ 4,470.91	\$ 4,643.46	3.86%
MGS-S Customer 10260	\$ 31,048.68	\$ 31,194.87	0.47%	\$ 4,093.85	\$ 4,260.78	4.08%
MGS-S Customer 10261	\$ 114,359.91	\$ 114,599.76	0.21%	\$ 8,341.95	\$ 8,569.83	2.73%
MGS-S Customer 10262	\$ 9,091.78	\$ 9,172.20	0.88%	\$ 1,703.12	\$ 1,810.82	6.32%
MGS-S Customer 10263	\$ 17,988.56	\$ 18,091.83	0.57%	\$ 2,747.64	\$ 2,870.90	4.49%
MGS-S Customer 10264	\$ 73,631.64	\$ 73,879.60	0.34%	\$ 8,708.59	\$ 8,941.67	2.68%
MGS-S Customer 10265	\$ 35,800.57	\$ 35,931.57	0.37%	\$ 3,407.47	\$ 3,564.74	4.62%
MGS-S Customer 10266	\$ 24,793.06	\$ 24,889.49	0.39%	\$ 2,429.55	\$ 2,547.71	4.86%
MGS-S Customer 10267	\$ 21,764.01	\$ 21,874.56	0.51%	\$ 2,480.24	\$ 2,624.20	5.80%
MGS-S Customer 10268	\$ 21,289.48	\$ 21,417.29	0.60%	\$ 3,263.32	\$ 3,418.53	4.76%
MGS-S Customer 10269	\$ 49,530.85	\$ 49,695.58	0.33%	\$ 4,935.34	\$ 5,114.38	3.63%
MGS-S Customer 10270	\$ 12,889.43	\$ 12,996.80	0.83%	\$ 2,335.43	\$ 2,477.27	6.07%
MGS-S Customer 10271	\$ 7,825.76	\$ 7,905.38	1.02%	\$ 1,667.56	\$ 1,774.83	6.43%
MGS-S Customer 10272	\$ 39,434.58	\$ 39,575.71	0.36%	\$ 3,866.87	\$ 4,030.71	4.24%
MGS-S Customer 10273	\$ 23,576.13	\$ 23,702.14	0.53%	\$ 3,176.89	\$ 3,330.55	4.84%
MGS-S Customer 10274	\$ 40,056.60	\$ 40,185.68	0.32%	\$ 3,907.83	\$ 4,047.01	3.56%
MGS-S Customer 10275	\$ 9,053.02	\$ 9,122.07	0.76%	\$ 1,186.77	\$ 1,287.04	8.45%
MGS-S Customer 10276	\$ 16,981.79	\$ 17,067.98	0.51%	\$ 1,965.62	\$ 2,077.15	5.67%
MGS-S Customer 10277	\$ 12,468.63	\$ 12,545.89	0.62%	\$ 1,560.04	\$ 1,665.74	6.78%

Internal Use

Customer	Bundled 8/23 Prices	Bundled 1/24 Prices	Bundled % Difference	Distribution 1/24 Prices	Distribution 8/24 Prices	Distribution % Difference
MGS-S Customer 10278	\$ 46,647.90	\$ 46,809.41	0.35%	\$ 4,789.66	\$ 4,966.62	3.69%
MGS-S Customer 10279	\$ 6,504.28	\$ 6,575.45	1.09%	\$ 1,287.09	\$ 1,389.06	7.92%
MGS-S Customer 10280	\$ 10,793.48	\$ 10,873.65	0.74%	\$ 1,692.27	\$ 1,799.88	6.36%
MGS-S Customer 10281	\$ 8,567.97	\$ 8,663.38	1.11%	\$ 1,794.30	\$ 1,928.47	7.48%
MGS-S Customer 10282	\$ 8,289.01	\$ 8,360.93	0.87%	\$ 1,318.29	\$ 1,420.52	7.75%
MGS-S Customer 10283	\$ 15,695.23	\$ 15,800.27	0.67%	\$ 2,231.19	\$ 2,371.62	6.29%
MGS-S Customer 10284	\$ 14,348.93	\$ 14,433.65	0.59%	\$ 1,897.56	\$ 2,008.05	5.82%
MGS-S Customer 10285	\$ 15,681.69	\$ 15,798.66	0.75%	\$ 2,771.05	\$ 2,919.18	5.35%
MGS-S Customer 10286	\$ 8,210.52	\$ 8,299.32	1.08%	\$ 1,495.13	\$ 1,625.06	8.69%
MGS-S Customer 10287	\$ 21,165.05	\$ 21,272.79	0.51%	\$ 2,352.24	\$ 2,494.35	6.04%
MGS-S Customer 10288	\$ 22,054.28	\$ 22,167.57	0.51%	\$ 2,605.65	\$ 2,751.46	5.60%
MGS-S Customer 10289	\$ 43,139.76	\$ 43,276.72	0.32%	\$ 3,677.34	\$ 3,838.44	4.38%
MGS-S Customer 10290	\$ 66,890.77	\$ 67,141.99	0.38%	\$ 8,851.22	\$ 9,085.99	2.65%
MGS-S Customer 10291	\$ 12,055.06	\$ 12,160.61	0.88%	\$ 2,256.71	\$ 2,397.68	6.25%
MGS-S Customer 10292	\$ 13,732.68	\$ 13,837.06	0.76%	\$ 2,200.96	\$ 2,340.96	6.36%
MGS-S Customer 10293	\$ 15,412.52	\$ 15,521.68	0.71%	\$ 2,383.93	\$ 2,537.70	6.45%
MGS-S Customer 10294	\$ 1,952.97	\$ 2,027.24	3.80%	\$ 835.93	\$ 956.39	14.41%
MGS-S Customer 10295	\$ 5,913.68	\$ 5,980.34	1.13%	\$ 1,080.73	\$ 1,179.61	9.15%
MGS-S Customer 10296	\$ 19,312.27	\$ 19,425.69	0.59%	\$ 2,610.11	\$ 2,755.93	5.59%
MGS-S Customer 10297	\$ 6,838.03	\$ 6,911.34	1.07%	\$ 1,383.12	\$ 1,486.41	7.47%
MGS-S Customer 10298	\$ 17,954.57	\$ 18,053.79	0.55%	\$ 1,967.31	\$ 2,103.98	6.95%
MGS-S Customer 10299	\$ 13,742.50	\$ 13,824.64	0.60%	\$ 1,781.19	\$ 1,890.02	6.11%
MGS-S Customer 10300	\$ 14,052.35	\$ 14,134.35	0.58%	\$ 1,774.53	\$ 1,883.26	6.13%
MGS-S Customer 10301	\$ 29,219.87	\$ 29,318.85	0.34%	\$ 2,544.22	\$ 2,663.96	4.71%
MGS-S Customer 10302	\$ 30,496.40	\$ 30,616.32	0.39%	\$ 2,904.68	\$ 3,054.71	5.17%
MGS-S Customer 10303	\$ 26,746.17	\$ 26,885.46	0.52%	\$ 3,785.87	\$ 3,948.70	4.30%
MGS-S Customer 10304	\$ 23,239.97	\$ 23,338.04	0.42%	\$ 2,503.35	\$ 2,622.52	4.76%
MGS-S Customer 10305	\$ 87,921.01	\$ 88,161.09	0.27%	\$ 8,335.71	\$ 8,570.29	2.81%
MGS-S Customer 10306	\$ 10,673.90	\$ 10,769.93	0.90%	\$ 1,822.94	\$ 1,957.55	7.38%
MGS-S Customer 10307	\$ 39,489.19	\$ 39,635.30	0.37%	\$ 4,097.27	\$ 4,264.73	4.09%
MGS-S Customer 10308	\$ 12,079.35	\$ 12,172.35	0.77%	\$ 1,686.96	\$ 1,819.73	7.87%
MGS-S Customer 10309	\$ 10,018.96	\$ 10,114.67	0.96%	\$ 1,808.73	\$ 1,943.17	7.43%
MGS-S Customer 10310	\$ 7,240.52	\$ 7,328.68	1.22%	\$ 1,467.54	\$ 1,597.14	8.83%
MGS-S Customer 10311	\$ 51,495.54	\$ 51,697.23	0.39%	\$ 6,605.62	\$ 6,808.21	3.07%
MGS-S Customer 10312	\$ 9,322.15	\$ 9,425.32	1.11%	\$ 2,145.74	\$ 2,284.92	6.49%
MGS-S Customer 10313	\$ 18,962.11	\$ 19,048.20	0.45%	\$ 1,960.08	\$ 2,071.47	5.68%
MGS-S Customer 10314	\$ 21,330.64	\$ 21,454.96	0.58%	\$ 3,104.75	\$ 3,257.68	4.93%
MGS-S Customer 10315	\$ 16,876.34	\$ 16,986.34	0.65%	\$ 2,456.98	\$ 2,600.72	5.85%
MGS-S Customer 10316	\$ 10,111.59	\$ 10,210.28	0.98%	\$ 1,945.91	\$ 2,082.45	7.02%
MGS-S Customer 10317	\$ 6,148.59	\$ 6,242.46	1.53%	\$ 1,727.41	\$ 1,860.82	7.72%

Internal Use

Customer	Bundled 8/23 Prices	Bundled 1/24 Prices	Bundled % Difference	Distribution 1/24 Prices	Distribution 8/24 Prices	Distribution % Difference
MGS-S Customer 10318	\$ 13,279.08	\$ 13,360.42	0.61%	\$ 1,745.85	\$ 1,854.27	6.21%
MGS-S Customer 10319	\$ 11,050.72	\$ 11,128.97	0.71%	\$ 1,603.93	\$ 1,710.19	6.62%
MGS-S Customer 10320	\$ 176,785.47	\$ 177,310.34	0.30%	\$ 20,637.19	\$ 21,243.82	2.94%
MGS-S Customer 10321	\$ 29,139.76	\$ 29,289.15	0.51%	\$ 4,240.02	\$ 4,409.11	3.99%
MGS-S Customer 10322	\$ 73,128.88	\$ 73,331.22	0.28%	\$ 6,635.81	\$ 6,838.87	3.06%
MGS-S Customer 10323	\$ 38,496.76	\$ 38,643.85	0.38%	\$ 4,137.68	\$ 4,305.45	4.05%
MGS-S Customer 10324	\$ 6,987.26	\$ 7,064.60	1.11%	\$ 1,561.93	\$ 1,667.53	6.76%
MGS-S Customer 10325	\$ 79,961.21	\$ 80,173.95	0.27%	\$ 7,108.50	\$ 7,318.42	2.95%
MGS-S Customer 10326	\$ 55,733.43	\$ 55,914.82	0.33%	\$ 5,691.97	\$ 5,881.94	3.34%
MGS-S Customer 10327	\$ 8,695.26	\$ 8,783.09	1.01%	\$ 1,450.52	\$ 1,579.77	8.91%
MGS-S Customer 10328	\$ 13,840.46	\$ 13,946.45	0.77%	\$ 2,272.93	\$ 2,413.90	6.20%
MGS-S Customer 10329	\$ 12,322.10	\$ 12,398.60	0.62%	\$ 1,522.77	\$ 1,627.71	6.89%
MGS-S Customer 10330	\$ 20,504.54	\$ 20,610.50	0.52%	\$ 2,272.53	\$ 2,413.55	6.21%
MGS-S Customer 10331	\$ 10,567.81	\$ 10,644.65	0.73%	\$ 1,543.85	\$ 1,649.52	6.84%
MGS-S Customer 10332	\$ 26,757.58	\$ 26,880.85	0.46%	\$ 3,057.39	\$ 3,209.67	4.98%
MGS-S Customer 10333	\$ 27,835.24	\$ 27,962.99	0.46%	\$ 3,263.49	\$ 3,418.93	4.76%
MGS-S Customer 10334	\$ 18,104.75	\$ 18,201.24	0.53%	\$ 2,430.26	\$ 2,548.30	4.86%
MGS-S Customer 10335	\$ 54,900.60	\$ 55,101.24	0.37%	\$ 6,569.54	\$ 6,772.43	3.09%
MGS-S Customer 10336	\$ 24,307.26	\$ 24,400.09	0.38%	\$ 2,265.68	\$ 2,381.46	5.11%
MGS-S Customer 10337	\$ 15,303.19	\$ 15,408.11	0.69%	\$ 2,225.99	\$ 2,366.38	6.31%
MGS-S Customer 10338	\$ 16,265.15	\$ 16,347.78	0.51%	\$ 1,803.50	\$ 1,912.67	6.05%
MGS-S Customer 10339	\$ 67,505.56	\$ 67,765.09	0.38%	\$ 9,229.59	\$ 9,469.91	2.60%
MGS-S Customer 10340	\$ 28,798.16	\$ 28,976.07	0.62%	\$ 5,539.36	\$ 5,727.50	3.40%
MGS-S Customer 10341	\$ 10,350.03	\$ 10,427.50	0.75%	\$ 1,573.80	\$ 1,679.99	6.75%
MGS-S Customer 10342	\$ 12,750.03	\$ 12,826.73	0.60%	\$ 1,535.74	\$ 1,641.15	6.86%
MGS-S Customer 10343	\$ 43,729.13	\$ 43,881.34	0.35%	\$ 4,368.85	\$ 4,539.87	3.91%
MGS-S Customer 10344	\$ 10,844.22	\$ 10,943.24	0.91%	\$ 1,956.87	\$ 2,093.30	6.97%
MGS-S Customer 10345	\$ 9,644.90	\$ 9,741.49	1.00%	\$ 1,849.05	\$ 1,984.10	7.30%
MGS-S Customer 10346	\$ 8,425.58	\$ 8,512.26	1.03%	\$ 1,398.74	\$ 1,527.24	9.19%
MGS-S Customer 10347	\$ 39,439.20	\$ 39,578.89	0.35%	\$ 3,802.72	\$ 3,965.72	4.29%
MGS-S Customer 10348	\$ 8,550.56	\$ 8,650.26	1.17%	\$ 1,988.25	\$ 2,125.15	6.89%
MGS-S Customer 10349	\$ 19,652.65	\$ 19,761.43	0.55%	\$ 2,989.42	\$ 3,115.62	4.22%
MGS-S Customer 10350	\$ 7,353.29	\$ 7,449.37	1.31%	\$ 1,824.36	\$ 1,958.95	7.38%
MGS-S Customer 10351	\$ 1,961.33	\$ 2,016.05	2.79%	\$ 538.56	\$ 629.64	16.91%
MGS-S Customer 10352	\$ 52,027.79	\$ 52,194.63	0.32%	\$ 5,029.83	\$ 5,210.14	3.58%
MGS-S Customer 10353	\$ 28,885.77	\$ 29,033.45	0.51%	\$ 4,168.32	\$ 4,336.78	4.04%
MGS-S Customer 10354	\$ 127,549.63	\$ 127,959.90	0.32%	\$ 16,002.35	\$ 16,358.55	2.23%
MGS-S Customer 10355	\$ 136,101.65	\$ 136,406.72	0.22%	\$ 11,293.78	\$ 11,563.64	2.39%
MGS-S Customer 10356	\$ 10,892.36	\$ 10,966.10	0.68%	\$ 1,401.41	\$ 1,504.89	7.38%
MGS-S Customer 10357	\$ 242,780.84	\$ 243,250.21	0.19%	\$ 18,763.36	\$ 19,141.63	2.02%

Internal Use

Customer	Bundled 8/23 Prices	Bundled 1/24 Prices	Bundled % Difference	Distribution 1/24 Prices	Distribution 8/24 Prices	Distribution % Difference
MGS-S Customer 10358	\$ 19,072.97	\$ 19,171.49	0.52%	\$ 2,521.53	\$ 2,640.81	4.73%
MGS-S Customer 10359	\$ 62,537.37	\$ 62,703.63	0.27%	\$ 5,006.00	\$ 5,186.16	3.60%
MGS-S Customer 10360	\$ 39,237.37	\$ 39,394.18	0.40%	\$ 5,164.41	\$ 5,321.58	3.04%
MGS-S Customer 10361	\$ 38,007.29	\$ 38,171.39	0.43%	\$ 4,912.29	\$ 5,091.38	3.65%
MGS-S Customer 10362	\$ 17,026.71	\$ 17,147.47	0.71%	\$ 2,943.89	\$ 3,094.55	5.12%
MGS-S Customer 10363	\$ 6,704.27	\$ 6,801.29	1.45%	\$ 1,868.48	\$ 2,003.79	7.24%
MGS-S Customer 10364	\$ 6,554.22	\$ 6,627.84	1.12%	\$ 1,397.21	\$ 1,500.73	7.41%
MGS-S Customer 10365	\$ 21,629.03	\$ 21,743.97	0.53%	\$ 2,680.40	\$ 2,827.29	5.48%
MGS-S Customer 10366	\$ 13,592.55	\$ 13,673.45	0.60%	\$ 1,724.39	\$ 1,832.37	6.26%
MGS-S Customer 10367	\$ 13,242.02	\$ 13,343.39	0.77%	\$ 2,065.02	\$ 2,203.10	6.69%
MGS-S Customer 10368	\$ 11,531.57	\$ 11,613.13	0.71%	\$ 1,755.56	\$ 1,864.07	6.18%
MGS-S Customer 10369	\$ 15,894.88	\$ 15,975.16	0.51%	\$ 1,695.86	\$ 1,803.41	6.34%
MGS-S Customer 10370	\$ 98,300.64	\$ 98,562.20	0.27%	\$ 9,332.46	\$ 9,575.00	2.60%
MGS-S Customer 10371	\$ 11,649.41	\$ 11,729.33	0.69%	\$ 1,680.49	\$ 1,787.89	6.39%
MGS-S Customer 10372	\$ 11,815.55	\$ 11,917.81	0.87%	\$ 2,104.67	\$ 2,243.27	6.59%
MGS-S Customer 10373	\$ 6,224.68	\$ 6,319.24	1.52%	\$ 1,755.05	\$ 1,888.62	7.61%
MGS-S Customer 10374	\$ 58,845.20	\$ 59,023.40	0.30%	\$ 5,547.92	\$ 5,735.87	3.39%
MGS-S Customer 10375	\$ 6,369.40	\$ 6,440.65	1.12%	\$ 1,289.31	\$ 1,391.25	7.91%
MGS-S Customer 10376	\$ 23,179.39	\$ 23,331.05	0.65%	\$ 4,342.40	\$ 4,512.94	3.93%
MGS-S Customer 10377	\$ 27,069.45	\$ 27,156.06	0.32%	\$ 1,393.69	\$ 1,522.02	9.21%
MGS-S Customer 10378	\$ 19,423.63	\$ 19,537.45	0.59%	\$ 2,628.92	\$ 2,775.04	5.56%
MGS-S Customer 10379	\$ 2,397.37	\$ 2,455.68	2.43%	\$ 701.08	\$ 794.45	13.32%
MGS-S Customer 10380	\$ 50,664.76	\$ 50,832.39	0.33%	\$ 5,068.83	\$ 5,249.94	3.57%
MGS-S Customer 10381	\$ 10,438.15	\$ 10,556.37	1.13%	\$ 2,760.72	\$ 2,929.93	6.13%
MGS-S Customer 10382	\$ 23,111.48	\$ 23,232.29	0.52%	\$ 2,947.03	\$ 3,097.80	5.12%
MGS-S Customer 10383	\$ 9,709.19	\$ 9,807.31	1.01%	\$ 1,917.67	\$ 2,053.63	7.09%
MGS-S Customer 10384	\$ 13,633.83	\$ 13,747.14	0.83%	\$ 2,605.20	\$ 2,750.92	5.59%
MGS-S Customer 10385	\$ 26,731.90	\$ 26,903.29	0.64%	\$ 5,237.17	\$ 5,420.53	3.50%
MGS-S Customer 10386	\$ 6,922.41	\$ 6,998.91	1.11%	\$ 1,531.16	\$ 1,636.79	6.90%
MGS-S Customer 10387	\$ 19,053.58	\$ 19,148.08	0.50%	\$ 2,342.95	\$ 2,459.92	4.99%
MGS-S Customer 10388	\$ 9,333.57	\$ 9,408.12	0.80%	\$ 1,438.44	\$ 1,542.45	7.23%
MGS-S Customer 10389	\$ 12,844.53	\$ 12,938.06	0.73%	\$ 1,709.31	\$ 1,842.29	7.78%
MGS-S Customer 10390	\$ 64,667.17	\$ 64,818.56	0.23%	\$ 4,921.18	\$ 5,075.02	3.13%
MGS-S Customer 10391	\$ 18,891.91	\$ 19,005.18	0.60%	\$ 2,605.80	\$ 2,751.69	5.60%
MGS-S Customer 10392	\$ 19,413.08	\$ 19,531.05	0.61%	\$ 2,780.49	\$ 2,941.47	5.79%
MGS-S Customer 10393	\$ 86,923.47	\$ 87,212.22	0.33%	\$ 10,430.17	\$ 10,726.23	2.84%
MGS-S Customer 10394	\$ 101,691.61	\$ 101,964.83	0.27%	\$ 9,840.96	\$ 10,089.38	2.52%
MGS-S Customer 10395	\$ 213,951.21	\$ 214,352.56	0.19%	\$ 15,664.53	\$ 15,997.38	2.12%
MGS-S Customer 10396	\$ 27,184.72	\$ 27,320.36	0.50%	\$ 3,619.51	\$ 3,779.89	4.43%
MGS-S Customer 10397	\$ 186,856.08	\$ 187,247.02	0.21%	\$ 15,160.51	\$ 15,496.77	2.22%

Internal Use

Customer	Bundled 8/23 Prices	Bundled 1/24 Prices	Bundled % Difference	Distribution 1/24 Prices	Distribution 8/24 Prices	Distribution % Difference
MGS-S Customer 10398	\$ 11,607.00	\$ 11,687.78	0.70%	\$ 1,719.95	\$ 1,827.97	6.28%
MGS-S Customer 10399	\$ 29,697.51	\$ 29,827.86	0.44%	\$ 3,376.75	\$ 3,534.01	4.66%
MGS-S Customer 10400	\$ 23,867.06	\$ 24,011.04	0.60%	\$ 3,968.55	\$ 4,144.00	4.42%
MGS-S Customer 10401	\$ 18,586.46	\$ 18,696.50	0.59%	\$ 2,457.40	\$ 2,601.05	5.85%
MGS-S Customer 10402	\$ 7,652.50	\$ 7,741.35	1.16%	\$ 1,481.76	\$ 1,616.16	9.07%
MGS-S Customer 10403	\$ 33,180.75	\$ 33,305.84	0.38%	\$ 3,140.17	\$ 3,293.66	4.89%
MGS-S Customer 10404	\$ 33,487.12	\$ 33,639.08	0.45%	\$ 4,354.78	\$ 4,525.41	3.92%
MGS-S Customer 10405	\$ 22,768.81	\$ 22,881.93	0.50%	\$ 2,597.93	\$ 2,743.66	5.61%
MGS-S Customer 10406	\$ 35,580.23	\$ 35,717.14	0.38%	\$ 3,676.33	\$ 3,837.50	4.38%
MGS-S Customer 10407	\$ 12,247.92	\$ 12,349.85	0.83%	\$ 2,089.90	\$ 2,228.32	6.62%
MGS-S Customer 10408	\$ 61,966.79	\$ 62,173.85	0.33%	\$ 6,852.45	\$ 7,058.82	3.01%
MGS-S Customer 10409	\$ 11,971.33	\$ 12,059.15	0.73%	\$ 2,037.92	\$ 2,150.39	5.52%
MGS-S Customer 10410	\$ 10,040.91	\$ 10,131.63	0.90%	\$ 1,582.27	\$ 1,713.44	8.29%
MGS-S Customer 10411	\$ 18,088.49	\$ 18,193.63	0.58%	\$ 2,236.71	\$ 2,377.29	6.29%
MGS-S Customer 10412	\$ 12,999.18	\$ 13,095.51	0.74%	\$ 1,836.20	\$ 1,970.97	7.34%
MGS-S Customer 10413	\$ 25,535.39	\$ 25,653.48	0.46%	\$ 3,409.42	\$ 3,541.49	3.87%
MGS-S Customer 10414	\$ 7,378.59	\$ 7,455.88	1.05%	\$ 1,561.51	\$ 1,667.23	6.77%
MGS-S Customer 10415	\$ 6,216.39	\$ 6,291.10	1.20%	\$ 1,445.87	\$ 1,550.01	7.20%
MGS-S Customer 10416	\$ 42,337.79	\$ 42,475.81	0.33%	\$ 3,725.97	\$ 3,887.80	4.34%
MGS-S Customer 10417	\$ 11,489.26	\$ 11,584.74	0.83%	\$ 1,797.45	\$ 1,931.67	7.47%
MGS-S Customer 10418	\$ 17,216.45	\$ 17,310.72	0.55%	\$ 2,331.91	\$ 2,448.71	5.01%
MGS-S Customer 10419	\$ 25,804.16	\$ 25,974.14	0.66%	\$ 5,176.37	\$ 5,359.07	3.53%
MGS-S Customer 10420	\$ 12,073.92	\$ 12,148.68	0.62%	\$ 1,447.54	\$ 1,551.68	7.19%
MGS-S Customer 10421	\$ 564.84	\$ 619.96	9.76%	\$ 556.55	\$ 647.88	16.41%
MGS-S Customer 10422	\$ 23,711.31	\$ 23,834.11	0.52%	\$ 3,036.04	\$ 3,188.01	5.01%
MGS-S Customer 10423	\$ 120,755.03	\$ 121,158.66	0.33%	\$ 15,617.09	\$ 15,994.46	2.42%
MGS-S Customer 10424	\$ 26,017.43	\$ 26,137.76	0.46%	\$ 2,923.82	\$ 3,074.17	5.14%
MGS-S Customer 10425	\$ 54,818.20	\$ 54,998.03	0.33%	\$ 5,622.69	\$ 5,811.78	3.36%
MGS-S Customer 10426	\$ 9,137.77	\$ 9,218.07	0.88%	\$ 1,695.80	\$ 1,803.26	6.34%
MGS-S Customer 10427	\$ 102,456.26	\$ 102,697.85	0.24%	\$ 8,420.30	\$ 8,649.31	2.72%
MGS-S Customer 10428	\$ 18,482.68	\$ 18,607.52	0.68%	\$ 3,128.61	\$ 3,281.91	4.90%
MGS-S Customer 10429	\$ 15,260.91	\$ 15,338.64	0.51%	\$ 1,581.13	\$ 1,687.10	6.70%
MGS-S Customer 10430	\$ 11,831.27	\$ 11,906.22	0.63%	\$ 1,456.38	\$ 1,560.67	7.16%
MGS-S Customer 10431	\$ 40,460.08	\$ 40,613.08	0.38%	\$ 4,403.26	\$ 4,574.68	3.89%
MGS-S Customer 10432	\$ 64,787.28	\$ 64,963.98	0.27%	\$ 5,466.08	\$ 5,655.94	3.47%
MGS-S Customer 10433	\$ 12,081.64	\$ 12,171.08	0.74%	\$ 2,112.19	\$ 2,225.78	5.38%
MGS-S Customer 10434	\$ 12,708.87	\$ 12,811.18	0.81%	\$ 2,106.62	\$ 2,245.24	6.58%
MGS-S Customer 10435	\$ 16,192.74	\$ 16,304.97	0.69%	\$ 2,559.75	\$ 2,705.08	5.68%
MGS-S Customer 10436	\$ 12,096.29	\$ 12,178.36	0.68%	\$ 1,778.18	\$ 1,886.98	6.12%
MGS-S Customer 10437	\$ 16,358.81	\$ 16,458.31	0.61%	\$ 1,979.66	\$ 2,116.46	6.91%

Internal Use

Customer	Bundled 8/23 Prices	Bundled 1/24 Prices	Bundled % Difference	Distribution 1/24 Prices	Distribution 8/24 Prices	Distribution % Difference
MGS-S Customer 10438	\$ 10,359.69	\$ 10,427.22	0.65%	\$ 1,119.25	\$ 1,218.64	8.88%
MGS-S Customer 10439	\$ 25,810.30	\$ 25,914.47	0.40%	\$ 2,779.50	\$ 2,902.62	4.43%
MGS-S Customer 10440	\$ 27,484.91	\$ 27,589.30	0.38%	\$ 2,201.14	\$ 2,341.12	6.36%
MGS-S Customer 10441	\$ 95,416.35	\$ 95,652.94	0.25%	\$ 8,197.90	\$ 8,423.99	2.76%
MGS-S Customer 10442	\$ 59,059.56	\$ 59,248.94	0.32%	\$ 6,046.25	\$ 6,240.76	3.22%
MGS-S Customer 10443	\$ 11,590.71	\$ 11,686.43	0.83%	\$ 1,808.46	\$ 1,942.82	7.43%
MGS-S Customer 10444	\$ 15,515.33	\$ 15,613.40	0.63%	\$ 1,914.84	\$ 2,050.72	7.10%
MGS-S Customer 10445	\$ 62,545.05	\$ 62,751.80	0.33%	\$ 6,838.67	\$ 7,044.88	3.02%
MGS-S Customer 10446	\$ 12,763.86	\$ 12,857.26	0.73%	\$ 1,704.06	\$ 1,837.01	7.80%
MGS-S Customer 10447	\$ 8,415.46	\$ 8,497.88	0.98%	\$ 1,793.30	\$ 1,902.30	6.08%
MGS-S Customer 10448	\$ 19,102.25	\$ 19,216.63	0.60%	\$ 2,653.99	\$ 2,800.45	5.52%
MGS-S Customer 10449	\$ 85,828.66	\$ 86,044.82	0.25%	\$ 7,272.82	\$ 7,485.73	2.93%
MGS-S Customer 10450	\$ 132,095.17	\$ 132,521.03	0.32%	\$ 15,906.82	\$ 16,519.21	3.85%
MGS-S Customer 10451	\$ 18,627.16	\$ 18,725.18	0.53%	\$ 2,501.11	\$ 2,620.26	4.76%
MGS-S Customer 10452	\$ 14,588.82	\$ 14,694.18	0.72%	\$ 2,246.21	\$ 2,386.90	6.26%
MGS-S Customer 10453	\$ 9,890.23	\$ 9,985.57	0.96%	\$ 1,790.60	\$ 1,924.66	7.49%
MGS-S Customer 10454	\$ 19,387.54	\$ 19,487.09	0.51%	\$ 2,570.26	\$ 2,690.37	4.67%
MGS-S Customer 10455	\$ 13,061.39	\$ 13,143.79	0.63%	\$ 1,793.63	\$ 1,902.72	6.08%
MGS-S Customer 10456	\$ 17,269.77	\$ 17,363.96	0.55%	\$ 2,327.75	\$ 2,444.44	5.01%
MGS-S Customer 10457	\$ 13,025.14	\$ 13,148.28	0.95%	\$ 2,921.00	\$ 3,112.60	6.56%
MGS-S Customer 10458	\$ 7,737.48	\$ 7,806.65	0.89%	\$ 1,191.52	\$ 1,291.80	8.42%
MGS-S Customer 10459	\$ 24,569.04	\$ 24,688.14	0.48%	\$ 2,869.12	\$ 3,018.75	5.22%
MGS-S Customer 10460	\$ 18,827.79	\$ 18,927.09	0.53%	\$ 1,971.08	\$ 2,107.80	6.94%
MGS-S Customer 10461	\$ 16,639.00	\$ 16,734.99	0.58%	\$ 2,410.54	\$ 2,528.51	4.89%
MGS-S Customer 10462	\$ 15,248.21	\$ 15,349.44	0.66%	\$ 2,059.44	\$ 2,197.48	6.70%
MGS-S Customer 10463	\$ 13,926.16	\$ 14,026.66	0.72%	\$ 2,025.14	\$ 2,162.63	6.79%
MGS-S Customer 10464	\$ 11,126.00	\$ 11,230.91	0.94%	\$ 2,226.21	\$ 2,366.65	6.31%
MGS-S Customer 10465	\$ 32,370.03	\$ 32,581.38	0.65%	\$ 7,051.90	\$ 7,261.48	2.97%
MGS-S Customer 10466	\$ 24,617.23	\$ 24,729.54	0.46%	\$ 2,561.19	\$ 2,706.40	5.67%
MGS-S Customer 10467	\$ 107,925.56	\$ 108,278.79	0.33%	\$ 13,473.57	\$ 13,774.39	2.23%
MGS-S Customer 10468	\$ 16,810.01	\$ 16,892.97	0.49%	\$ 1,818.51	\$ 1,927.90	6.02%
MGS-S Customer 10469	\$ 10,463.20	\$ 10,556.93	0.90%	\$ 1,717.86	\$ 1,850.93	7.75%
MGS-S Customer 10470	\$ 17,188.46	\$ 17,319.44	0.76%	\$ 3,401.36	\$ 3,558.17	4.61%
MGS-S Customer 10471	\$ 7,002.28	\$ 7,070.71	0.98%	\$ 1,159.24	\$ 1,259.14	8.62%
MGS-S Customer 10472	\$ 8,994.39	\$ 9,086.28	1.02%	\$ 1,635.52	\$ 1,767.48	8.07%
MGS-S Customer 10473	\$ 17,697.14	\$ 17,787.97	0.51%	\$ 2,175.20	\$ 2,289.68	5.26%
MGS-S Customer 10474	\$ 22,447.53	\$ 22,566.51	0.53%	\$ 2,863.75	\$ 3,013.30	5.22%
MGS-S Customer 10475	\$ 41,487.01	\$ 41,633.78	0.35%	\$ 4,122.14	\$ 4,289.60	4.06%
MGS-S Customer 10476	\$ 10,714.44	\$ 10,812.62	0.92%	\$ 1,923.94	\$ 2,060.26	7.09%
MGS-S Customer 10477	\$ 17,124.65	\$ 17,236.80	0.65%	\$ 2,552.01	\$ 2,696.97	5.68%

Internal Use

Customer	Bundled 8/23 Prices	Bundled 1/24 Prices	Bundled % Difference	Distribution 1/24 Prices	Distribution 8/24 Prices	Distribution % Difference
MGS-S Customer 10478	\$ 13,955.41	\$ 14,054.90	0.71%	\$ 1,979.66	\$ 2,116.55	6.91%
MGS-S Customer 10479	\$ 7,655.86	\$ 7,732.75	1.00%	\$ 1,546.40	\$ 1,652.09	6.83%
MGS-S Customer 10480	\$ 12,650.64	\$ 12,751.57	0.80%	\$ 2,045.90	\$ 2,183.76	6.74%
MGS-S Customer 10481	\$ 36,481.86	\$ 36,645.27	0.45%	\$ 4,870.98	\$ 5,048.77	3.65%
MGS-S Customer 10482	\$ 109,229.33	\$ 109,469.45	0.22%	\$ 8,353.42	\$ 8,581.43	2.73%
MGS-S Customer 10483	\$ 11,423.12	\$ 11,518.38	0.83%	\$ 1,788.62	\$ 1,922.79	7.50%
MGS-S Customer 10484	\$ 14,951.77	\$ 15,045.50	0.63%	\$ 1,718.77	\$ 1,851.91	7.75%
MGS-S Customer 10485	\$ 11,080.12	\$ 11,179.62	0.90%	\$ 1,980.56	\$ 2,117.44	6.91%
MGS-S Customer 10486	\$ 29,906.41	\$ 30,137.44	0.77%	\$ 7,672.74	\$ 7,976.11	3.95%
MGS-S Customer 10487	\$ 19,751.28	\$ 19,870.80	0.61%	\$ 2,887.66	\$ 3,037.50	5.19%
MGS-S Customer 10488	\$ 9,249.26	\$ 9,344.87	1.03%	\$ 1,804.89	\$ 1,939.31	7.45%
MGS-S Customer 10489	\$ 14,610.24	\$ 14,714.77	0.72%	\$ 2,208.16	\$ 2,348.28	6.35%
MGS-S Customer 10490	\$ 11,363.86	\$ 11,465.24	0.89%	\$ 2,065.80	\$ 2,203.92	6.69%
MGS-S Customer 10491	\$ 18,324.71	\$ 18,431.97	0.59%	\$ 2,331.64	\$ 2,473.52	6.08%
MGS-S Customer 10492	\$ 6,102.95	\$ 6,183.86	1.33%	\$ 1,725.23	\$ 1,833.26	6.26%
MGS-S Customer 10493	\$ 24,001.16	\$ 24,123.36	0.51%	\$ 3,008.90	\$ 3,160.46	5.04%
MGS-S Customer 10494	\$ 23,180.65	\$ 23,271.80	0.39%	\$ 2,189.47	\$ 2,304.14	5.24%
MGS-S Customer 10495	\$ 49,831.97	\$ 50,051.79	0.44%	\$ 7,250.42	\$ 7,523.28	3.76%
MGS-S Customer 10496	\$ 10,259.84	\$ 10,345.19	0.83%	\$ 1,928.47	\$ 2,039.52	5.76%
MGS-S Customer 10497	\$ 10,425.41	\$ 10,518.90	0.90%	\$ 1,706.87	\$ 1,839.76	7.79%
MGS-S Customer 10498	\$ 30,552.78	\$ 30,684.03	0.43%	\$ 3,420.39	\$ 3,577.96	4.61%
MGS-S Customer 10499	\$ 14,625.51	\$ 14,729.60	0.71%	\$ 2,188.17	\$ 2,328.00	6.39%
MGS-S Customer 10500	\$ 13,851.87	\$ 13,933.72	0.59%	\$ 1,768.09	\$ 1,876.74	6.15%
MGS-S Customer 10501	\$ 46,040.62	\$ 46,214.36	0.38%	\$ 5,347.11	\$ 5,532.26	3.46%
MGS-S Customer 10502	\$ 23,951.38	\$ 24,070.86	0.50%	\$ 2,886.88	\$ 3,036.80	5.19%
MGS-S Customer 10503	\$ 10,854.23	\$ 10,954.66	0.93%	\$ 2,021.35	\$ 2,158.73	6.80%
MGS-S Customer 10504	\$ 19,550.57	\$ 19,678.80	0.66%	\$ 3,278.10	\$ 3,434.46	4.77%
MGS-S Customer 10505	\$ 101,619.91	\$ 101,878.43	0.25%	\$ 9,046.20	\$ 9,326.91	3.10%
MGS-S Customer 10506	\$ 43,773.04	\$ 43,914.84	0.32%	\$ 3,897.17	\$ 4,061.43	4.21%
MGS-S Customer 10507	\$ 5,430.29	\$ 5,509.49	1.46%	\$ 1,647.57	\$ 1,754.49	6.49%
MGS-S Customer 10508	\$ 32,631.63	\$ 32,784.99	0.47%	\$ 4,415.39	\$ 4,586.67	3.88%
MGS-S Customer 10509	\$ 44,537.75	\$ 44,696.22	0.36%	\$ 4,650.37	\$ 4,825.26	3.76%
MGS-S Customer 10510	\$ 13,967.69	\$ 14,048.72	0.58%	\$ 1,731.90	\$ 1,840.08	6.25%
MGS-S Customer 10511	\$ 15,313.33	\$ 15,419.60	0.69%	\$ 2,287.00	\$ 2,428.24	6.18%
MGS-S Customer 10512	\$ 16,630.99	\$ 16,729.57	0.59%	\$ 1,939.17	\$ 2,075.48	7.03%
MGS-S Customer 10513	\$ 14,502.84	\$ 14,602.54	0.69%	\$ 2,577.19	\$ 2,697.41	4.66%
MGS-S Customer 10514	\$ 10,705.84	\$ 10,790.12	0.79%	\$ 1,878.28	\$ 1,988.52	5.87%
MGS-S Customer 10515	\$ 116,167.90	\$ 116,399.13	0.20%	\$ 7,950.26	\$ 8,172.52	2.80%
MGS-S Customer 10516	\$ 83,042.29	\$ 83,325.92	0.34%	\$ 10,136.21	\$ 10,449.60	3.09%
MGS-S Customer 10517	\$ 138,042.86	\$ 138,489.86	0.32%	\$ 17,722.32	\$ 18,083.83	2.04%

Customer	Bundled 8/23 Prices	Bundled 1/24 Prices	Bundled % Difference	Distribution 1/24 Prices	Distribution 8/24 Prices	Distribution % Difference
MGS-S Customer 10518	\$ 35,738.29	\$ 35,992.40	0.71%	\$ 8,652.37	\$ 8,990.71	3.91%
MGS-S Customer 10519	\$ 202,271.53	\$ 202,812.29	0.27%	\$ 21,481.35	\$ 22,055.13	2.67%
MGS-S Customer 10520	\$ 44,405.36	\$ 44,531.33	0.28%	\$ 3,179.65	\$ 3,333.65	4.84%
MGS-S Customer 10521	\$ 131,149.47	\$ 131,577.14	0.33%	\$ 16,609.76	\$ 17,032.69	2.55%
MGS-S Customer 10522	\$ 18,778.57	\$ 18,885.18	0.57%	\$ 2,301.59	\$ 2,442.98	6.14%
MGS-S Customer 10523	\$ 20,728.85	\$ 20,828.12	0.48%	\$ 2,559.16	\$ 2,679.24	4.69%
MGS-S Customer 10524	\$ 65,328.82	\$ 65,426.03	0.15%	\$ 1,608.59	\$ 1,825.68	13.50%
MGS-S Customer 10525	\$ 13,019.88	\$ 13,101.18	0.62%	\$ 1,743.26	\$ 1,851.57	6.21%
MGS-S Customer 10526	\$ 10,560.90	\$ 10,635.49	0.71%	\$ 1,439.73	\$ 1,543.72	7.22%
MGS-S Customer 10527	\$ 27,809.16	\$ 27,915.85	0.38%	\$ 2,896.02	\$ 3,020.97	4.31%
MGS-S Customer 10528	\$ 36,557.54	\$ 36,680.31	0.34%	\$ 3,034.21	\$ 3,186.13	5.01%
MGS-S Customer 10529	\$ 3,750.54	\$ 3,829.46	2.10%	\$ 1,634.94	\$ 1,741.69	6.53%
MGS-S Customer 10530	\$ 4,235.74	\$ 4,299.55	1.51%	\$ 948.93	\$ 1,045.79	10.21%
MGS-S Customer 10531	\$ 105,710.08	\$ 105,988.53	0.26%	\$ 10,089.46	\$ 10,342.22	2.51%
MGS-S Customer 10532	\$ 5,937.80	\$ 6,006.01	1.15%	\$ 1,151.59	\$ 1,251.53	8.68%
MGS-S Customer 10533	\$ 8,596.07	\$ 8,675.16	0.92%	\$ 1,641.80	\$ 1,748.59	6.50%
MGS-S Customer 10534	\$ 15,750.07	\$ 15,855.75	0.67%	\$ 2,258.87	\$ 2,399.65	6.23%
MGS-S Customer 10535	\$ 66,141.15	\$ 66,368.95	0.34%	\$ 7,781.65	\$ 8,002.58	2.84%
MGS-S Customer 10536	\$ 36,259.84	\$ 36,411.51	0.42%	\$ 4,340.04	\$ 4,510.33	3.92%
MGS-S Customer 10537	\$ 22,877.28	\$ 22,991.39	0.50%	\$ 2,642.03	\$ 2,788.33	5.54%
MGS-S Customer 10538	\$ 6,524.36	\$ 6,592.62	1.05%	\$ 1,150.22	\$ 1,249.91	8.67%
MGS-S Customer 10539	\$ 23,878.88	\$ 23,978.02	0.42%	\$ 2,546.91	\$ 2,666.38	4.69%
MGS-S Customer 10540	\$ 14,566.44	\$ 14,653.93	0.60%	\$ 2,023.21	\$ 2,135.49	5.55%
MGS-S Customer 10541	\$ 185,617.74	\$ 186,043.51	0.23%	\$ 16,666.04	\$ 17,048.97	2.30%
MGS-S Customer 10542	\$ 8,261.07	\$ 8,335.73	0.90%	\$ 1,444.01	\$ 1,548.18	7.21%
MGS-S Customer 10543	\$ 9,249.18	\$ 9,347.35	1.06%	\$ 1,920.19	\$ 2,056.21	7.08%
MGS-S Customer 10544	\$ 24,412.05	\$ 24,533.31	0.50%	\$ 2,967.16	\$ 3,118.17	5.09%
MGS-S Customer 10545	\$ 18,615.74	\$ 18,720.61	0.56%	\$ 2,221.83	\$ 2,362.03	6.31%
MGS-S Customer 10546	\$ 26,239.31	\$ 26,379.45	0.53%	\$ 3,820.40	\$ 3,983.46	4.27%
MGS-S Customer 10547	\$ 28,431.49	\$ 28,555.69	0.44%	\$ 3,101.76	\$ 3,254.84	4.94%
MGS-S Customer 10548	\$ 36,089.85	\$ 36,202.83	0.31%	\$ 3,179.34	\$ 3,308.19	4.05%
MGS-S Customer 10549	\$ 19,720.43	\$ 19,821.79	0.51%	\$ 2,653.20	\$ 2,774.57	4.57%
MGS-S Customer 10550	\$ 11,353.41	\$ 11,427.48	0.65%	\$ 1,416.05	\$ 1,519.70	7.32%
MGS-S Customer 10551	\$ 14,428.83	\$ 14,507.70	0.55%	\$ 1,633.71	\$ 1,740.48	6.54%
MGS-S Customer 10552	\$ 24,135.02	\$ 24,232.76	0.40%	\$ 2,487.37	\$ 2,606.27	4.78%
MGS-S Customer 10553	\$ 15,078.68	\$ 15,173.07	0.63%	\$ 2,337.07	\$ 2,453.92	5.00%
MGS-S Customer 10554	\$ 18,331.18	\$ 18,438.11	0.58%	\$ 2,316.96	\$ 2,458.64	6.11%
MGS-S Customer 10555	\$ 14,749.43	\$ 14,852.36	0.70%	\$ 2,136.02	\$ 2,275.15	6.51%
MGS-S Customer 10556	\$ 170,911.93	\$ 171,237.57	0.19%	\$ 12,232.42	\$ 12,516.12	2.32%
MGS-S Customer 10557	\$ 22,321.77	\$ 22,437.11	0.52%	\$ 2,699.64	\$ 2,846.90	5.45%

Customer	Bundled 8/23 Prices	Bundled 1/24 Prices	Bundled % Difference	Distribution 1/24 Prices	Distribution 8/24 Prices	Distribution % Difference
MGS-S Customer 10558	\$ 9,336.16	\$ 9,404.18	0.73%	\$ 1,141.18	\$ 1,240.86	8.73%
MGS-S Customer 10559	\$ 79,674.29	\$ 79,995.37	0.40%	\$ 11,492.51	\$ 11,933.75	3.84%
MGS-S Customer 10560	\$ 11,121.15	\$ 11,208.65	0.79%	\$ 1,435.73	\$ 1,564.78	8.99%
MGS-S Customer 10561	\$ 16,823.77	\$ 16,929.88	0.63%	\$ 2,278.24	\$ 2,419.25	6.19%
MGS-S Customer 10562	\$ 5,556.95	\$ 5,620.01	1.13%	\$ 916.17	\$ 1,012.63	10.53%
MGS-S Customer 10563	\$ 78,974.58	\$ 79,191.67	0.27%	\$ 7,311.46	\$ 7,524.68	2.92%
MGS-S Customer 10564	\$ 36,000.36	\$ 36,131.41	0.36%	\$ 3,409.89	\$ 3,567.20	4.61%
MGS-S Customer 10565	\$ 23,578.95	\$ 23,682.44	0.44%	\$ 2,748.75	\$ 2,871.43	4.46%
MGS-S Customer 10566	\$ 52,573.04	\$ 52,837.82	0.50%	\$ 9,327.22	\$ 9,615.54	3.09%
MGS-S Customer 10567	\$ 13,400.75	\$ 13,498.38	0.73%	\$ 1,895.56	\$ 2,031.23	7.16%
MGS-S Customer 10568	\$ 4,990.78	\$ 5,056.13	1.31%	\$ 1,022.17	\$ 1,120.27	9.60%
MGS-S Customer 10569	\$ 10,907.31	\$ 11,000.82	0.86%	\$ 1,712.34	\$ 1,845.62	7.78%
MGS-S Customer 10570	\$ 20,040.30	\$ 20,149.79	0.55%	\$ 2,431.77	\$ 2,575.04	5.89%
MGS-S Customer 10571	\$ 138,815.11	\$ 139,084.94	0.19%	\$ 9,698.61	\$ 9,945.76	2.55%
MGS-S Customer 10572	\$ 16,300.57	\$ 16,387.23	0.53%	\$ 1,988.42	\$ 2,100.38	5.63%
MGS-S Customer 10573	\$ 99,111.29	\$ 99,420.72	0.31%	\$ 11,493.67	\$ 11,766.50	2.37%
MGS-S Customer 10574	\$ 41,275.04	\$ 41,500.45	0.55%	\$ 7,682.26	\$ 7,900.35	2.84%
MGS-S Customer 10575	\$ 37,088.71	\$ 37,259.41	0.46%	\$ 5,206.57	\$ 5,389.54	3.51%
MGS-S Customer 10576	\$ 22,172.97	\$ 22,267.37	0.43%	\$ 2,336.30	\$ 2,453.06	5.00%
MGS-S Customer 10577	\$ 45,491.23	\$ 45,669.31	0.39%	\$ 5,545.09	\$ 5,733.19	3.39%
MGS-S Customer 10578	\$ 24,498.18	\$ 24,611.98	0.46%	\$ 2,627.44	\$ 2,773.50	5.56%
MGS-S Customer 10579	\$ 31,540.84	\$ 31,681.99	0.45%	\$ 3,874.08	\$ 4,038.48	4.24%
MGS-S Customer 10580	\$ 12,747.52	\$ 12,829.40	0.64%	\$ 1,769.13	\$ 1,877.80	6.14%
MGS-S Customer 10581	\$ 63,134.76	\$ 63,332.14	0.31%	\$ 6,416.40	\$ 6,616.69	3.12%
MGS-S Customer 10582	\$ 11,798.56	\$ 11,877.91	0.67%	\$ 1,655.69	\$ 1,762.79	6.47%
MGS-S Customer 10583	\$ 11,093.10	\$ 11,191.54	0.89%	\$ 1,932.75	\$ 2,068.98	7.05%
MGS-S Customer 10584	\$ 16,887.92	\$ 17,033.53	0.86%	\$ 4,657.15	\$ 4,807.09	3.22%
MGS-S Customer 10585	\$ 27,287.94	\$ 27,409.03	0.44%	\$ 2,958.28	\$ 3,109.11	5.10%
MGS-S Customer 10586	\$ 17,972.25	\$ 18,095.69	0.69%	\$ 3,064.43	\$ 3,216.73	4.97%
MGS-S Customer 10587	\$ 46,278.30	\$ 46,449.94	0.37%	\$ 5,248.69	\$ 5,432.23	3.50%
MGS-S Customer 10588	\$ 83,025.85	\$ 83,262.32	0.28%	\$ 8,188.03	\$ 8,413.69	2.76%
MGS-S Customer 10589	\$ 29,929.61	\$ 30,060.21	0.44%	\$ 3,390.01	\$ 3,547.04	4.63%
MGS-S Customer 10590	\$ 40,931.49	\$ 41,076.78	0.35%	\$ 4,056.48	\$ 4,223.12	4.11%
MGS-S Customer 10591	\$ 20,702.48	\$ 20,806.83	0.50%	\$ 2,199.55	\$ 2,339.52	6.36%
MGS-S Customer 10592	\$ 11,377.89	\$ 11,454.20	0.67%	\$ 1,517.86	\$ 1,623.00	6.93%
MGS-S Customer 10593	\$ 8,649.04	\$ 8,724.01	0.87%	\$ 1,457.73	\$ 1,562.04	7.16%
MGS-S Customer 10594	\$ 12,272.74	\$ 12,384.52	0.91%	\$ 2,486.68	\$ 2,646.24	6.42%
MGS-S Customer 10595	\$ 5,658.52	\$ 5,724.26	1.16%	\$ 1,036.31	\$ 1,134.40	9.47%
MGS-S Customer 10596	\$ 24,278.68	\$ 24,398.12	0.49%	\$ 2,879.76	\$ 3,029.20	5.19%
MGS-S Customer 10597	\$ 28,591.98	\$ 28,714.92	0.43%	\$ 3,043.47	\$ 3,195.61	5.00%

Internal Use

Customer	Bundled 8/23 Prices	Bundled 1/24 Prices	Bundled % Difference	Distribution 1/24 Prices	Distribution 8/24 Prices	Distribution % Difference
MGS-S Customer 10598	\$ 6,022.78	\$ 6,105.34	1.37%	\$ 1,212.94	\$ 1,338.85	10.38%
MGS-S Customer 10599	\$ 37,927.19	\$ 38,084.31	0.41%	\$ 4,590.44	\$ 4,764.57	3.79%
MGS-S Customer 10600	\$ 11,715.81	\$ 11,813.27	0.83%	\$ 1,888.46	\$ 2,024.05	7.18%
MGS-S Customer 10601	\$ 46,164.88	\$ 46,324.28	0.35%	\$ 4,694.05	\$ 4,869.65	3.74%
MGS-S Customer 10602	\$ 40,043.63	\$ 40,203.57	0.40%	\$ 4,722.44	\$ 4,898.73	3.73%
MGS-S Customer 10603	\$ 37,110.24	\$ 37,258.76	0.40%	\$ 4,203.59	\$ 4,372.37	4.02%
MGS-S Customer 10604	\$ 24,917.49	\$ 25,034.99	0.47%	\$ 2,796.10	\$ 2,944.61	5.31%
MGS-S Customer 10605	\$ 67,227.77	\$ 67,422.83	0.29%	\$ 6,310.46	\$ 6,509.23	3.15%
MGS-S Customer 10606	\$ 9,629.45	\$ 9,719.19	0.93%	\$ 1,538.21	\$ 1,668.80	8.49%
MGS-S Customer 10607	\$ 5,786.29	\$ 5,884.34	1.69%	\$ 1,920.98	\$ 2,057.47	7.11%
MGS-S Customer 10608	\$ 101,495.00	\$ 101,748.04	0.25%	\$ 8,936.49	\$ 9,172.67	2.64%
MGS-S Customer 10609	\$ 16,772.07	\$ 16,879.32	0.64%	\$ 2,331.64	\$ 2,473.55	6.09%
MGS-S Customer 10610	\$ 27,335.05	\$ 27,474.74	0.51%	\$ 3,802.24	\$ 3,965.20	4.29%
MGS-S Customer 10611	\$ 4,664.70	\$ 4,727.01	1.34%	\$ 882.03	\$ 978.00	10.88%
MGS-S Customer 10612	\$ 10,768.81	\$ 10,860.77	0.85%	\$ 1,638.34	\$ 1,770.28	8.05%
MGS-S Customer 10613	\$ 42,279.95	\$ 42,418.57	0.33%	\$ 3,753.20	\$ 3,915.43	4.32%
MGS-S Customer 10614	\$ 67,900.02	\$ 68,092.80	0.28%	\$ 6,206.62	\$ 6,403.85	3.18%
MGS-S Customer 10615	\$ 64,476.91	\$ 64,677.95	0.31%	\$ 6,576.66	\$ 6,778.87	3.07%
MGS-S Customer 10616	\$ 113,485.21	\$ 113,753.63	0.24%	\$ 9,637.28	\$ 9,883.72	2.56%
MGS-S Customer 10617	\$ 48,586.89	\$ 48,748.88	0.33%	\$ 4,813.41	\$ 4,990.86	3.69%
MGS-S Customer 10618	\$ 180,712.61	\$ 181,330.21	0.34%	\$ 24,770.96	\$ 25,455.71	2.76%
MGS-S Customer 10619	\$ 13,208.12	\$ 13,290.80	0.63%	\$ 1,805.63	\$ 1,914.83	6.05%
MGS-S Customer 10620	\$ 9,463.98	\$ 9,554.56	0.96%	\$ 1,575.24	\$ 1,706.27	8.32%
MGS-S Customer 10621	\$ 71,479.82	\$ 71,725.48	0.34%	\$ 8,485.16	\$ 8,752.19	3.15%
MGS-S Customer 10622	\$ 42,270.64	\$ 42,411.90	0.33%	\$ 3,869.19	\$ 4,032.80	4.23%
MGS-S Customer 10623	\$ 9,512.67	\$ 9,600.35	0.92%	\$ 1,444.66	\$ 1,573.89	8.95%
MGS-S Customer 10624	\$ 14,315.32	\$ 14,428.23	0.79%	\$ 2,587.05	\$ 2,732.54	5.62%
MGS-S Customer 10625	\$ 51,120.41	\$ 51,353.49	0.46%	\$ 7,864.00	\$ 8,139.94	3.51%
MGS-S Customer 10626	\$ 15,914.92	\$ 16,036.27	0.76%	\$ 2,970.36	\$ 3,121.39	5.08%
MGS-S Customer 10627	\$ 25,412.25	\$ 25,543.95	0.52%	\$ 3,441.30	\$ 3,599.18	4.59%
MGS-S Customer 10628	\$ 22,055.61	\$ 22,162.07	0.48%	\$ 2,879.59	\$ 3,003.87	4.32%
MGS-S Customer 10629	\$ 7,572.84	\$ 7,642.42	0.92%	\$ 1,211.47	\$ 1,312.13	8.31%
MGS-S Customer 10630	\$ 37,514.66	\$ 37,663.10	0.40%	\$ 4,194.50	\$ 4,362.76	4.01%
MGS-S Customer 10631	\$ 195,057.40	\$ 195,498.01	0.23%	\$ 17,061.45	\$ 17,529.61	2.74%
MGS-S Customer 10632	\$ 26,850.60	\$ 26,959.25	0.40%	\$ 2,983.29	\$ 3,109.35	4.23%
MGS-S Customer 10633	\$ 12,352.05	\$ 12,470.42	0.96%	\$ 2,834.08	\$ 2,983.08	5.26%
MGS-S Customer 10634	\$ 13,964.13	\$ 14,068.44	0.75%	\$ 2,200.46	\$ 2,340.63	6.37%
MGS-S Customer 10635	\$ 14,425.44	\$ 14,514.44	0.62%	\$ 2,093.18	\$ 2,206.57	5.42%
MGS-S Customer 10636	\$ 16,381.76	\$ 16,493.84	0.68%	\$ 2,553.60	\$ 2,698.88	5.69%
MGS-S Customer 10637	\$ 26,751.36	\$ 26,868.05	0.44%	\$ 3,346.83	\$ 3,478.03	3.92%

Internal Use

Customer	Bundled 8/23 Prices	Bundled 1/24 Prices	Bundled % Difference	Distribution 1/24 Prices	Distribution 8/24 Prices	Distribution % Difference
MGS-S Customer 10638	\$ 90,193.38	\$ 90,402.07	0.23%	\$ 6,930.57	\$ 7,138.32	3.00%
MGS-S Customer 10639	\$ 27,472.84	\$ 27,629.39	0.57%	\$ 4,569.04	\$ 4,743.14	3.81%
MGS-S Customer 10640	\$ 13,504.69	\$ 13,608.80	0.77%	\$ 2,189.28	\$ 2,329.13	6.39%
MGS-S Customer 10641	\$ 10,757.39	\$ 10,849.69	0.86%	\$ 1,654.73	\$ 1,786.98	7.99%
MGS-S Customer 10642	\$ 14,871.63	\$ 14,973.36	0.68%	\$ 2,081.30	\$ 2,219.62	6.65%
MGS-S Customer 10643	\$ 29,081.05	\$ 29,219.07	0.47%	\$ 3,727.92	\$ 3,889.91	4.35%
MGS-S Customer 10644	\$ 14,633.55	\$ 14,722.76	0.61%	\$ 2,101.58	\$ 2,215.01	5.40%
MGS-S Customer 10645	\$ 34,175.96	\$ 34,283.71	0.32%	\$ 2,942.01	\$ 3,067.47	4.26%
MGS-S Customer 10646	\$ 85,907.05	\$ 86,130.40	0.26%	\$ 7,591.18	\$ 7,808.15	2.86%
MGS-S Customer 10647	\$ 10,195.32	\$ 10,299.44	1.02%	\$ 2,188.72	\$ 2,328.51	6.39%
MGS-S Customer 10648	\$ 12,335.96	\$ 12,432.53	0.78%	\$ 1,847.29	\$ 1,982.27	7.31%
MGS-S Customer 10649	\$ 10,175.51	\$ 10,281.66	1.04%	\$ 2,281.04	\$ 2,422.18	6.19%
MGS-S Customer 10650	\$ 11,124.71	\$ 11,206.98	0.74%	\$ 1,786.59	\$ 1,895.45	6.09%
MGS-S Customer 10651	\$ 16,610.42	\$ 16,712.78	0.62%	\$ 2,109.29	\$ 2,247.97	6.57%
MGS-S Customer 10652	\$ 4,654.92	\$ 4,753.46	2.12%	\$ 1,939.28	\$ 2,075.74	7.04%
MGS-S Customer 10653	\$ 15,999.97	\$ 16,086.58	0.54%	\$ 1,983.69	\$ 2,095.40	5.63%
MGS-S Customer 10654	\$ 103,145.02	\$ 103,379.43	0.23%	\$ 8,094.70	\$ 8,319.01	2.77%
MGS-S Customer 10655	\$ 11,546.18	\$ 11,641.01	0.82%	\$ 1,768.75	\$ 1,902.61	7.57%
MGS-S Customer 10656	\$ 34,433.93	\$ 34,556.80	0.36%	\$ 3,625.29	\$ 3,760.38	3.73%
MGS-S Customer 10657	\$ 46,183.22	\$ 46,455.05	0.59%	\$ 9,786.14	\$ 10,034.32	2.54%
MGS-S Customer 10658	\$ 23,378.93	\$ 23,462.70	0.36%	\$ 1,854.86	\$ 1,964.74	5.92%
MGS-S Customer 10659	\$ 20,136.70	\$ 20,255.42	0.59%	\$ 2,851.80	\$ 3,001.16	5.24%
MGS-S Customer 10660	\$ 6,134.14	\$ 6,201.56	1.10%	\$ 1,112.93	\$ 1,212.15	8.92%
MGS-S Customer 10661	\$ 86,080.71	\$ 86,362.55	0.33%	\$ 10,233.91	\$ 10,488.10	2.48%
MGS-S Customer 10662	\$ 30,947.10	\$ 31,099.25	0.49%	\$ 4,365.39	\$ 4,536.30	3.92%
MGS-S Customer 10663	\$ 136,085.55	\$ 136,376.93	0.21%	\$ 10,530.09	\$ 10,837.82	2.92%
MGS-S Customer 10664	\$ 10,128.19	\$ 10,227.68	0.98%	\$ 1,978.47	\$ 2,115.23	6.91%
MGS-S Customer 10665	\$ 13,392.99	\$ 13,478.68	0.64%	\$ 1,942.06	\$ 2,053.20	5.72%
MGS-S Customer 10666	\$ 15,690.21	\$ 15,792.07	0.65%	\$ 2,085.56	\$ 2,223.82	6.63%
MGS-S Customer 10667	\$ 15,570.76	\$ 15,679.33	0.70%	\$ 2,389.24	\$ 2,531.83	5.97%
MGS-S Customer 10668	\$ 40,804.21	\$ 40,953.18	0.37%	\$ 4,223.30	\$ 4,392.31	4.00%
MGS-S Customer 10669	\$ 45,530.30	\$ 45,671.37	0.31%	\$ 3,863.48	\$ 4,027.23	4.24%
MGS-S Customer 10670	\$ 45,289.30	\$ 45,473.24	0.41%	\$ 5,614.42	\$ 5,864.05	4.45%
MGS-S Customer 10671	\$ 10,542.88	\$ 10,658.84	1.10%	\$ 2,725.17	\$ 2,872.60	5.41%
MGS-S Customer 10672	\$ 24,078.60	\$ 24,233.77	0.64%	\$ 4,501.54	\$ 4,674.35	3.84%
MGS-S Customer 10673	\$ 89,460.42	\$ 89,823.47	0.41%	\$ 13,922.63	\$ 14,230.12	2.21%
MGS-S Customer 10674	\$ 106,727.94	\$ 107,022.75	0.28%	\$ 10,819.11	\$ 11,082.57	2.44%
MGS-S Customer 10675	\$ 37,901.91	\$ 38,099.76	0.52%	\$ 6,428.26	\$ 6,628.10	3.11%
MGS-S Customer 10676	\$ 14,200.35	\$ 14,284.48	0.59%	\$ 1,872.00	\$ 1,982.18	5.89%
MGS-S Customer 10677	\$ 28,401.67	\$ 28,514.48	0.40%	\$ 2,583.05	\$ 2,728.52	5.63%

Internal Use

Customer	Bundled 8/23 Prices	Bundled 1/24 Prices	Bundled % Difference	Distribution 1/24 Prices	Distribution 8/24 Prices	Distribution % Difference
MGS-S Customer 10678	\$ 15,407.99	\$ 15,512.55	0.68%	\$ 2,210.31	\$ 2,350.53	6.34%
MGS-S Customer 10679	\$ 15,947.88	\$ 16,051.61	0.65%	\$ 2,171.10	\$ 2,310.64	6.43%
MGS-S Customer 10680	\$ 29,433.77	\$ 29,564.91	0.45%	\$ 3,410.72	\$ 3,567.81	4.61%
MGS-S Customer 10681	\$ 8,854.42	\$ 8,930.99	0.86%	\$ 1,532.56	\$ 1,638.12	6.89%
MGS-S Customer 10682	\$ 19,593.36	\$ 19,701.61	0.55%	\$ 2,377.73	\$ 2,520.34	6.00%
MGS-S Customer 10683	\$ 10,957.30	\$ 11,030.74	0.67%	\$ 1,386.87	\$ 1,490.06	7.44%
MGS-S Customer 10684	\$ 10,756.16	\$ 10,825.87	0.65%	\$ 1,220.65	\$ 1,321.69	8.28%
MGS-S Customer 10685	\$ 43,851.14	\$ 44,004.90	0.35%	\$ 4,438.60	\$ 4,610.58	3.87%
MGS-S Customer 10686	\$ 8,687.17	\$ 8,760.77	0.85%	\$ 1,392.34	\$ 1,495.52	7.41%
MGS-S Customer 10687	\$ 24,786.75	\$ 24,889.84	0.42%	\$ 2,731.13	\$ 2,853.58	4.48%
MGS-S Customer 10688	\$ 60,875.47	\$ 61,032.76	0.26%	\$ 5,186.26	\$ 5,343.74	3.04%
MGS-S Customer 10689	\$ 15,667.02	\$ 15,775.13	0.69%	\$ 2,338.59	\$ 2,490.99	6.52%
MGS-S Customer 10690	\$ 15,771.08	\$ 15,871.04	0.63%	\$ 1,999.87	\$ 2,136.95	6.85%
MGS-S Customer 10691	\$ 55,389.43	\$ 55,567.08	0.32%	\$ 5,522.27	\$ 5,709.80	3.40%
MGS-S Customer 10692	\$ 7,514.81	\$ 7,603.18	1.18%	\$ 1,473.68	\$ 1,603.15	8.79%
MGS-S Customer 10693	\$ 18,954.61	\$ 19,060.57	0.56%	\$ 2,271.56	\$ 2,412.48	6.20%
MGS-S Customer 10694	\$ 27,502.82	\$ 27,618.08	0.42%	\$ 2,695.00	\$ 2,842.12	5.46%
MGS-S Customer 10695	\$ 10,849.41	\$ 10,948.20	0.91%	\$ 1,949.10	\$ 2,085.61	7.00%
MGS-S Customer 10696	\$ 16,781.29	\$ 16,881.18	0.60%	\$ 1,996.61	\$ 2,133.64	6.86%
MGS-S Customer 10697	\$ 10,035.21	\$ 10,134.91	0.99%	\$ 1,990.95	\$ 2,128.08	6.89%
MGS-S Customer 10698	\$ 11,914.88	\$ 12,011.35	0.81%	\$ 1,842.96	\$ 1,977.88	7.32%
MGS-S Customer 10699	\$ 6,671.61	\$ 6,753.45	1.23%	\$ 1,769.22	\$ 1,877.98	6.15%
MGS-S Customer 10700	\$ 38,048.50	\$ 38,197.86	0.39%	\$ 4,241.25	\$ 4,410.54	3.99%
MGS-S Customer 10701	\$ 20,244.70	\$ 20,334.91	0.45%	\$ 2,146.86	\$ 2,260.91	5.31%
MGS-S Customer 10702	\$ 31,363.21	\$ 31,489.66	0.40%	\$ 3,201.25	\$ 3,355.55	4.82%
MGS-S Customer 10703	\$ 16,308.49	\$ 16,413.54	0.64%	\$ 2,230.47	\$ 2,370.84	6.29%
MGS-S Customer 10704	\$ 9,877.38	\$ 9,959.18	0.83%	\$ 1,766.58	\$ 1,875.27	6.15%
MGS-S Customer 10705	\$ 8,595.17	\$ 8,691.29	1.12%	\$ 1,827.52	\$ 1,962.25	7.37%
MGS-S Customer 10706	\$ 23,527.37	\$ 23,647.53	0.51%	\$ 2,916.83	\$ 3,067.13	5.15%
MGS-S Customer 10707	\$ 48,843.51	\$ 49,008.26	0.34%	\$ 5,526.39	\$ 5,688.90	2.94%
MGS-S Customer 10708	\$ 10,217.62	\$ 10,302.12	0.83%	\$ 1,889.51	\$ 1,999.99	5.85%
MGS-S Customer 10709	\$ 13,316.53	\$ 13,419.37	0.77%	\$ 2,131.67	\$ 2,270.70	6.52%
MGS-S Customer 10710	\$ 10,848.13	\$ 10,923.81	0.70%	\$ 1,488.41	\$ 1,593.07	7.03%
MGS-S Customer 10711	\$ 36,565.65	\$ 36,704.80	0.38%	\$ 3,778.89	\$ 3,941.60	4.31%
MGS-S Customer 10712	\$ 58,607.99	\$ 58,776.23	0.29%	\$ 5,091.98	\$ 5,273.10	3.56%
MGS-S Customer 10713	\$ 18,784.52	\$ 18,903.29	0.63%	\$ 2,856.34	\$ 3,005.93	5.24%
MGS-S Customer 10714	\$ 16,662.05	\$ 16,746.40	0.51%	\$ 1,880.66	\$ 1,990.87	5.86%
MGS-S Customer 10715	\$ 24,114.42	\$ 24,235.83	0.50%	\$ 2,972.09	\$ 3,123.06	5.08%
MGS-S Customer 10716	\$ 5,805.87	\$ 5,891.69	1.48%	\$ 1,947.47	\$ 2,058.66	5.71%
MGS-S Customer 10717	\$ 40,307.06	\$ 40,463.02	0.39%	\$ 4,486.91	\$ 4,674.65	4.18%

Internal Use

Customer	Bundled 8/23 Prices	Bundled 1/24 Prices	Bundled % Difference	Distribution 1/24 Prices	Distribution 8/24 Prices	Distribution % Difference
MGS-S Customer 10718	\$ 16,464.06	\$ 16,579.33	0.70%	\$ 2,695.18	\$ 2,842.28	5.46%
MGS-S Customer 10719	\$ 37,788.46	\$ 37,948.79	0.42%	\$ 4,738.15	\$ 4,914.54	3.72%
MGS-S Customer 10720	\$ 67,905.54	\$ 68,137.49	0.34%	\$ 7,976.38	\$ 8,198.53	2.79%
MGS-S Customer 10721	\$ 12,236.77	\$ 12,345.96	0.89%	\$ 2,418.93	\$ 2,562.03	5.92%
MGS-S Customer 10722	\$ 6,523.02	\$ 6,617.19	1.44%	\$ 1,735.55	\$ 1,868.70	7.67%
MGS-S Customer 10723	\$ 15,724.45	\$ 15,826.43	0.65%	\$ 2,679.03	\$ 2,800.63	4.54%
MGS-S Customer 10724	\$ 40,907.07	\$ 41,047.68	0.34%	\$ 3,844.63	\$ 4,008.24	4.26%
MGS-S Customer 10725	\$ 2,246.26	\$ 2,313.75	3.00%	\$ 1,120.28	\$ 1,219.90	8.89%
MGS-S Customer 10726	\$ 12,345.67	\$ 12,442.48	0.78%	\$ 1,859.10	\$ 1,994.30	7.27%
MGS-S Customer 10727	\$ 12,520.72	\$ 12,619.83	0.79%	\$ 1,962.13	\$ 2,098.69	6.96%
MGS-S Customer 10728	\$ 13,515.74	\$ 13,641.01	0.93%	\$ 3,145.86	\$ 3,299.23	4.88%
MGS-S Customer 10729	\$ 35,480.77	\$ 35,649.81	0.48%	\$ 5,129.85	\$ 5,311.60	3.54%
MGS-S Customer 10730	\$ 5,472.62	\$ 5,553.30	1.47%	\$ 1,126.87	\$ 1,251.50	11.06%
MGS-S Customer 10731	\$ 11,216.51	\$ 11,316.20	0.89%	\$ 1,989.80	\$ 2,126.89	6.89%
MGS-S Customer 10732	\$ 24,723.37	\$ 24,837.34	0.46%	\$ 2,633.06	\$ 2,779.07	5.55%
MGS-S Customer 10733	\$ 152,458.89	\$ 152,817.62	0.24%	\$ 13,741.99	\$ 14,047.98	2.23%
MGS-S Customer 10734	\$ 6,162.67	\$ 6,254.24	1.49%	\$ 1,619.31	\$ 1,750.90	8.13%
MGS-S Customer 10735	\$ 5,200.99	\$ 5,284.55	1.61%	\$ 1,259.21	\$ 1,385.84	10.06%
MGS-S Customer 10736	\$ 12,809.84	\$ 12,913.74	0.81%	\$ 2,179.97	\$ 2,319.70	6.41%
MGS-S Customer 10737	\$ 37,680.55	\$ 37,825.22	0.38%	\$ 4,029.34	\$ 4,195.64	4.13%
MGS-S Customer 10738	\$ 19,278.22	\$ 19,394.05	0.60%	\$ 2,720.49	\$ 2,867.98	5.42%
MGS-S Customer 10739	\$ 266,636.32	\$ 267,139.18	0.19%	\$ 20,263.25	\$ 20,661.71	1.97%
MGS-S Customer 10740	\$ 22,831.26	\$ 22,944.40	0.50%	\$ 2,598.10	\$ 2,743.79	5.61%
MGS-S Customer 10741	\$ 37,719.53	\$ 37,858.35	0.37%	\$ 3,761.81	\$ 3,924.13	4.31%
MGS-S Customer 10742	\$ 74,958.86	\$ 75,195.31	0.32%	\$ 8,192.40	\$ 8,418.49	2.76%
MGS-S Customer 10743	\$ 63,003.32	\$ 63,196.62	0.31%	\$ 6,232.93	\$ 6,430.73	3.17%
MGS-S Customer 10744	\$ 35,450.01	\$ 35,584.65	0.38%	\$ 3,573.58	\$ 3,733.26	4.47%
MGS-S Customer 10745	\$ 36,191.73	\$ 36,361.78	0.47%	\$ 5,170.83	\$ 5,352.87	3.52%
MGS-S Customer 10746	\$ 12,745.30	\$ 12,842.79	0.76%	\$ 1,888.39	\$ 2,023.90	7.18%
MGS-S Customer 10747	\$ 24,518.36	\$ 24,643.50	0.51%	\$ 3,726.70	\$ 3,863.13	3.66%
MGS-S Customer 10748	\$ 39,809.26	\$ 39,947.29	0.35%	\$ 3,726.98	\$ 3,888.86	4.34%
MGS-S Customer 10749	\$ 49,899.32	\$ 50,075.61	0.35%	\$ 5,461.95	\$ 5,648.70	3.42%
MGS-S Customer 10750	\$ 5,561.97	\$ 5,625.39	1.14%	\$ 933.30	\$ 1,030.04	10.37%
MGS-S Customer 10751	\$ 5,096.74	\$ 5,191.20	1.85%	\$ 1,752.30	\$ 1,885.94	7.63%
MGS-S Customer 10752	\$ 25,530.78	\$ 25,666.69	0.53%	\$ 3,634.28	\$ 3,795.08	4.42%
MGS-S Customer 10753	\$ 172,446.33	\$ 172,877.13	0.25%	\$ 16,882.70	\$ 17,275.82	2.33%
MGS-S Customer 10754	\$ 11,325.94	\$ 11,402.80	0.68%	\$ 1,541.94	\$ 1,647.38	6.84%
MGS-S Customer 10755	\$ 10,740.36	\$ 10,820.45	0.75%	\$ 1,687.38	\$ 1,794.83	6.37%
MGS-S Customer 10756	\$ 12,284.44	\$ 12,359.35	0.61%	\$ 1,453.94	\$ 1,558.13	7.17%
MGS-S Customer 10757	\$ 8,198.84	\$ 8,284.12	1.04%	\$ 1,922.59	\$ 2,033.38	5.76%

Internal Use

Customer	Bundled 8/23 Prices	Bundled 1/24 Prices	Bundled % Difference	Distribution 1/24 Prices	Distribution 8/24 Prices	Distribution % Difference
MGS-S Customer 10758	\$ 6,878.61	\$ 6,945.62	0.97%	\$ 1,095.84	\$ 1,194.91	9.04%
MGS-S Customer 10759	\$ 5,409.06	\$ 5,489.11	1.48%	\$ 1,098.03	\$ 1,222.23	11.31%
MGS-S Customer 10760	\$ 7,894.66	\$ 7,968.18	0.93%	\$ 1,391.34	\$ 1,494.66	7.43%
MGS-S Customer 10761	\$ 6,614.58	\$ 6,679.94	0.99%	\$ 1,020.84	\$ 1,118.80	9.60%
MGS-S Customer 10762	\$ 6,217.36	\$ 6,291.58	1.19%	\$ 1,424.09	\$ 1,527.96	7.29%
MGS-S Customer 10763	\$ 4,114.80	\$ 4,176.61	1.50%	\$ 860.08	\$ 955.75	11.12%
MGS-S Customer 10764	\$ 11,208.12	\$ 11,277.90	0.62%	\$ 1,220.93	\$ 1,321.74	8.26%
MGS-S Customer 10765	\$ 7,896.82	\$ 7,969.05	0.91%	\$ 1,332.19	\$ 1,434.63	7.69%
MGS-S Customer 10766	\$ 25,027.48	\$ 25,129.32	0.41%	\$ 2,673.38	\$ 2,794.95	4.55%
MGS-S Customer 10767	\$ 79,479.82	\$ 79,694.83	0.27%	\$ 7,213.96	\$ 7,425.59	2.93%
MGS-S Customer 10768	\$ 19,346.16	\$ 19,454.79	0.56%	\$ 2,981.41	\$ 3,107.38	4.23%
MGS-S Customer 10769	\$ 15,216.73	\$ 15,313.54	0.64%	\$ 2,446.14	\$ 2,564.49	4.84%
MGS-S Customer 10770	\$ 47,538.06	\$ 47,726.11	0.40%	\$ 5,992.38	\$ 6,186.55	3.24%
MGS-S Customer 10771	\$ 17,468.38	\$ 17,581.59	0.65%	\$ 3,189.16	\$ 3,318.12	4.04%
MGS-S Customer 10772	\$ 29,460.24	\$ 29,590.44	0.44%	\$ 3,372.13	\$ 3,528.92	4.65%
MGS-S Customer 10773	\$ 10,269.66	\$ 10,357.92	0.86%	\$ 1,470.51	\$ 1,600.07	8.81%
MGS-S Customer 10774	\$ 38,533.06	\$ 38,686.79	0.40%	\$ 4,439.08	\$ 4,611.20	3.88%
MGS-S Customer 10775	\$ 40,481.22	\$ 40,598.23	0.29%	\$ 3,360.96	\$ 3,492.35	3.91%
MGS-S Customer 10776	\$ 116,009.79	\$ 116,314.96	0.26%	\$ 11,311.49	\$ 11,582.48	2.40%
MGS-S Customer 10777	\$ 141,168.19	\$ 141,513.77	0.24%	\$ 13,049.81	\$ 13,376.24	2.50%
MGS-S Customer 10778	\$ 97,916.33	\$ 98,170.55	0.26%	\$ 8,997.51	\$ 9,235.10	2.64%
MGS-S Customer 10779	\$ 26,443.64	\$ 26,556.33	0.43%	\$ 2,578.01	\$ 2,723.44	5.64%
MGS-S Customer 10780	\$ 60,128.85	\$ 60,309.85	0.30%	\$ 5,632.41	\$ 5,831.27	3.53%
MGS-S Customer 10781	\$ 25,378.34	\$ 25,486.67	0.43%	\$ 2,380.06	\$ 2,522.62	5.99%
MGS-S Customer 10782	\$ 14,270.09	\$ 14,390.93	0.85%	\$ 2,832.65	\$ 3,018.14	6.55%
MGS-S Customer 10783	\$ 21,557.50	\$ 21,674.32	0.54%	\$ 2,763.20	\$ 2,911.10	5.35%
MGS-S Customer 10784	\$ 6,890.76	\$ 6,985.41	1.37%	\$ 1,758.89	\$ 1,892.49	7.60%
MGS-S Customer 10785	\$ 8,611.56	\$ 8,686.83	0.87%	\$ 1,469.64	\$ 1,574.00	7.10%
MGS-S Customer 10786	\$ 5,069.41	\$ 5,139.31	1.38%	\$ 1,229.40	\$ 1,330.54	8.23%
MGS-S Customer 10787	\$ 24,941.69	\$ 25,116.01	0.70%	\$ 5,111.84	\$ 5,375.58	5.16%
MGS-S Customer 10788	\$ 112,528.68	\$ 112,879.51	0.31%	\$ 13,359.24	\$ 13,658.03	2.24%
MGS-S Customer 10789	\$ 24,993.52	\$ 25,104.24	0.44%	\$ 2,488.25	\$ 2,632.36	5.79%
MGS-S Customer 10790	\$ 10,405.47	\$ 10,498.94	0.90%	\$ 1,706.82	\$ 1,839.77	7.79%
MGS-S Customer 10791	\$ 13,992.90	\$ 14,080.24	0.62%	\$ 2,016.27	\$ 2,128.45	5.56%
MGS-S Customer 10792	\$ 12,185.43	\$ 12,265.03	0.65%	\$ 1,666.62	\$ 1,773.86	6.43%
MGS-S Customer 10793	\$ 5,140.49	\$ 5,210.12	1.35%	\$ 1,217.55	\$ 1,318.55	8.30%
MGS-S Customer 10794	\$ 7,357.34	\$ 7,426.17	0.94%	\$ 1,177.46	\$ 1,277.65	8.51%
MGS-S Customer 10795	\$ 26,299.39	\$ 26,427.32	0.49%	\$ 3,266.92	\$ 3,422.82	4.77%
MGS-S Customer 10796	\$ 29,256.89	\$ 29,387.55	0.45%	\$ 3,393.47	\$ 3,550.61	4.63%
MGS-S Customer 10797	\$ 240,777.79	\$ 241,220.07	0.18%	\$ 17,513.09	\$ 17,871.91	2.05%

Customer	Bundled 8/23 Prices	Bundled 1/24 Prices	Bundled % Difference	Distribution 1/24 Prices	Distribution 8/24 Prices	Distribution % Difference
MGS-S Customer 10798	\$ 23,938.81	\$ 24,068.48	0.54%	\$ 3,345.80	\$ 3,502.09	4.67%
MGS-S Customer 10799	\$ 28,848.65	\$ 28,984.79	0.47%	\$ 3,640.56	\$ 3,801.15	4.41%
MGS-S Customer 10800	\$ 28,859.71	\$ 28,982.26	0.42%	\$ 3,026.11	\$ 3,178.04	5.02%
MGS-S Customer 10801	\$ 253,291.37	\$ 253,648.03	0.14%	\$ 13,645.30	\$ 13,957.54	2.29%
MGS-S Customer 10802	\$ 35,962.83	\$ 36,107.31	0.40%	\$ 4,014.12	\$ 4,179.77	4.13%
MGS-S Customer 10803	\$ 74,531.97	\$ 74,739.89	0.28%	\$ 6,893.42	\$ 7,100.52	3.00%
MGS-S Customer 10804	\$ 1,417.94	\$ 1,491.65	5.20%	\$ 810.63	\$ 930.73	14.82%
MGS-S Customer 10805	\$ 10,904.74	\$ 10,981.23	0.70%	\$ 1,524.47	\$ 1,629.62	6.90%
MGS-S Customer 10806	\$ 12,097.20	\$ 12,196.12	0.82%	\$ 1,953.66	\$ 2,090.10	6.98%
MGS-S Customer 10807	\$ 26,155.90	\$ 26,253.80	0.37%	\$ 2,495.18	\$ 2,614.20	4.77%
MGS-S Customer 10808	\$ 16,565.71	\$ 16,659.22	0.56%	\$ 2,296.28	\$ 2,412.48	5.06%
MGS-S Customer 10809	\$ 22,042.89	\$ 22,156.99	0.52%	\$ 3,226.80	\$ 3,356.12	4.01%
MGS-S Customer 10810	\$ 9,446.94	\$ 9,530.93	0.89%	\$ 1,864.70	\$ 1,974.71	5.90%
MGS-S Customer 10811	\$ 8,034.15	\$ 8,126.74	1.15%	\$ 1,667.75	\$ 1,800.22	7.94%
MGS-S Customer 10812	\$ 7,134.14	\$ 7,205.86	1.01%	\$ 1,311.23	\$ 1,413.52	7.80%
MGS-S Customer 10813	\$ 14,899.70	\$ 14,997.38	0.66%	\$ 1,897.52	\$ 2,033.21	7.15%
MGS-S Customer 10814	\$ 21,617.71	\$ 21,713.03	0.44%	\$ 1,790.05	\$ 1,924.17	7.49%
MGS-S Customer 10815	\$ 26,266.67	\$ 26,363.03	0.37%	\$ 2,425.58	\$ 2,543.66	4.87%
MGS-S Customer 10816	\$ 49,380.23	\$ 49,528.08	0.30%	\$ 4,171.87	\$ 4,340.11	4.03%
MGS-S Customer 10817	\$ 8,165.13	\$ 8,234.69	0.85%	\$ 1,210.89	\$ 1,311.58	8.32%
MGS-S Customer 10818	\$ 3,499.24	\$ 3,568.35	1.98%	\$ 1,193.71	\$ 1,294.36	8.43%
MGS-S Customer 10819	\$ 8,516.98	\$ 8,595.36	0.92%	\$ 1,615.32	\$ 1,722.11	6.61%
MGS-S Customer 10820	\$ 14,587.14	\$ 14,677.90	0.62%	\$ 2,171.56	\$ 2,285.96	5.27%
MGS-S Customer 10821	\$ 6,849.29	\$ 6,916.99	0.99%	\$ 1,126.86	\$ 1,226.36	8.83%
MGS-S Customer 10822	\$ 11,899.49	\$ 11,981.89	0.69%	\$ 1,793.80	\$ 1,902.88	6.08%
MGS-S Customer 10823	\$ 21,807.55	\$ 21,911.75	0.48%	\$ 2,193.02	\$ 2,332.92	6.38%
MGS-S Customer 10824	\$ 11,839.68	\$ 11,921.59	0.69%	\$ 1,770.41	\$ 1,879.09	6.14%
MGS-S Customer 10825	\$ 20,306.41	\$ 20,400.47	0.46%	\$ 2,321.02	\$ 2,437.55	5.02%
MGS-S Customer 10826	\$ 60,842.59	\$ 61,046.36	0.33%	\$ 6,708.66	\$ 6,913.33	3.05%
MGS-S Customer 10827	\$ 10,542.93	\$ 10,633.39	0.86%	\$ 1,567.56	\$ 1,698.32	8.34%
MGS-S Customer 10828	\$ 10,786.55	\$ 10,864.45	0.72%	\$ 1,589.17	\$ 1,695.27	6.68%
MGS-S Customer 10829	\$ 20,193.03	\$ 20,304.45	0.55%	\$ 2,521.31	\$ 2,665.98	5.74%
MGS-S Customer 10830	\$ 31,880.48	\$ 31,983.98	0.32%	\$ 2,749.08	\$ 2,871.74	4.46%
MGS-S Customer 10831	\$ 76,117.06	\$ 76,266.31	0.20%	\$ 4,822.27	\$ 4,974.58	3.16%
MGS-S Customer 10832	\$ 25,304.87	\$ 25,405.42	0.40%	\$ 2,615.83	\$ 2,736.63	4.62%
MGS-S Customer 10833	\$ 8,471.78	\$ 8,543.87	0.85%	\$ 1,326.11	\$ 1,428.47	7.72%
MGS-S Customer 10834	\$ 11,223.82	\$ 11,302.25	0.70%	\$ 1,613.26	\$ 1,719.72	6.60%
MGS-S Customer 10835	\$ 120,485.58	\$ 120,860.75	0.31%	\$ 14,471.78	\$ 14,787.93	2.18%
MGS-S Customer 10836	\$ 131,384.88	\$ 131,660.28	0.21%	\$ 9,953.56	\$ 10,204.53	2.52%
MGS-S Customer 10837	\$ 15,495.84	\$ 15,577.91	0.53%	\$ 1,779.07	\$ 1,887.97	6.12%

Internal Use

Customer	Bundled 8/23 Prices	Bundled 1/24 Prices	Bundled % Difference	Distribution 1/24 Prices	Distribution 8/24 Prices	Distribution % Difference
MGS-S Customer 10838	\$ 100,905.54	\$ 101,145.69	0.24%	\$ 8,349.59	\$ 8,577.20	2.73%
MGS-S Customer 10839	\$ 19,680.67	\$ 19,804.86	0.63%	\$ 3,097.99	\$ 3,250.76	4.93%
MGS-S Customer 10840	\$ 24,453.65	\$ 24,579.50	0.51%	\$ 3,174.80	\$ 3,328.78	4.85%
MGS-S Customer 10841	\$ 6,959.04	\$ 7,046.72	1.26%	\$ 1,444.39	\$ 1,573.60	8.95%
MGS-S Customer 10842	\$ 79,257.07	\$ 79,473.39	0.27%	\$ 7,272.74	\$ 7,485.17	2.92%
MGS-S Customer 10843	\$ 4,100.73	\$ 4,179.67	1.93%	\$ 1,046.95	\$ 1,170.38	11.79%
MGS-S Customer 10844	\$ 10,909.17	\$ 10,993.06	0.77%	\$ 1,865.38	\$ 1,975.78	5.92%
MGS-S Customer 10845	\$ 58,645.18	\$ 58,811.21	0.28%	\$ 4,992.64	\$ 5,172.39	3.60%
MGS-S Customer 10846	\$ 14,736.52	\$ 14,827.37	0.62%	\$ 1,587.51	\$ 1,718.71	8.26%
MGS-S Customer 10847	\$ 19,282.42	\$ 19,370.06	0.45%	\$ 2,030.41	\$ 2,142.81	5.54%
MGS-S Customer 10848	\$ 14,460.57	\$ 14,568.15	0.74%	\$ 2,346.70	\$ 2,488.83	6.06%
MGS-S Customer 10849	\$ 230,700.67	\$ 231,123.81	0.18%	\$ 16,649.02	\$ 16,996.99	2.09%
MGS-S Customer 10850	\$ 31,571.51	\$ 31,759.43	0.60%	\$ 5,985.15	\$ 6,179.09	3.24%
MGS-S Customer 10851	\$ 11,193.45	\$ 11,295.66	0.91%	\$ 2,103.73	\$ 2,242.41	6.59%
MGS-S Customer 10852	\$ 28,166.84	\$ 28,301.59	0.48%	\$ 3,580.32	\$ 3,740.24	4.47%
MGS-S Customer 10853	\$ 7,454.59	\$ 7,541.19	1.16%	\$ 1,395.45	\$ 1,523.94	9.21%
MGS-S Customer 10854	\$ 7,163.69	\$ 7,250.97	1.22%	\$ 1,426.53	\$ 1,555.51	9.04%
MGS-S Customer 10855	\$ 11,300.83	\$ 11,386.28	0.76%	\$ 1,931.56	\$ 2,042.58	5.75%
MGS-S Customer 10856	\$ 25,790.75	\$ 25,909.83	0.46%	\$ 2,868.43	\$ 3,018.05	5.22%
MGS-S Customer 10857	\$ 7,341.07	\$ 7,423.75	1.13%	\$ 1,220.18	\$ 1,346.33	10.34%
MGS-S Customer 10858	\$ 2,631.26	\$ 2,702.41	2.70%	\$ 1,286.78	\$ 1,388.80	7.93%
MGS-S Customer 10859	\$ 12,605.03	\$ 12,700.47	0.76%	\$ 1,795.61	\$ 1,929.77	7.47%
MGS-S Customer 10860	\$ 51,766.27	\$ 51,928.38	0.31%	\$ 4,818.50	\$ 4,996.02	3.68%
MGS-S Customer 10861	\$ 27,973.74	\$ 28,112.86	0.50%	\$ 3,778.92	\$ 3,941.71	4.31%
MGS-S Customer 10862	\$ 11,426.27	\$ 11,591.49	1.45%	\$ 4,606.83	\$ 4,893.42	6.22%
MGS-S Customer 10863	\$ 15,217.07	\$ 15,301.46	0.55%	\$ 1,883.94	\$ 1,994.30	5.86%
MGS-S Customer 10864	\$ 7,543.55	\$ 7,619.03	1.00%	\$ 1,481.69	\$ 1,586.41	7.07%
MGS-S Customer 10865	\$ 5,575.62	\$ 5,646.43	1.27%	\$ 1,269.29	\$ 1,370.92	8.01%
MGS-S Customer 10866	\$ 34,396.20	\$ 34,560.53	0.48%	\$ 4,912.69	\$ 5,091.09	3.63%
MGS-S Customer 10867	\$ 10,922.49	\$ 11,001.15	0.72%	\$ 1,623.61	\$ 1,730.22	6.57%
MGS-S Customer 10868	\$ 14,868.29	\$ 14,966.34	0.66%	\$ 1,914.51	\$ 2,050.46	7.10%
MGS-S Customer 10869	\$ 157,933.40	\$ 158,275.97	0.22%	\$ 12,992.77	\$ 13,286.85	2.26%
MGS-S Customer 10870	\$ 12,390.71	\$ 12,493.91	0.83%	\$ 2,146.84	\$ 2,286.04	6.48%
MGS-S Customer 10871	\$ 35,940.04	\$ 36,116.38	0.49%	\$ 5,462.98	\$ 5,649.69	3.42%
MGS-S Customer 10872	\$ 87,911.34	\$ 88,152.78	0.27%	\$ 8,415.04	\$ 8,644.05	2.72%
MGS-S Customer 10873	\$ 9,016.34	\$ 9,093.76	0.86%	\$ 1,567.12	\$ 1,672.92	6.75%
MGS-S Customer 10874	\$ 14,795.29	\$ 14,886.96	0.62%	\$ 1,625.00	\$ 1,756.77	8.11%
MGS-S Customer 10875	\$ 35,147.86	\$ 35,300.88	0.44%	\$ 4,406.58	\$ 4,578.19	3.89%
MGS-S Customer 10876	\$ 8,678.40	\$ 8,753.76	0.87%	\$ 1,473.75	\$ 1,578.19	7.09%
MGS-S Customer 10877	\$ 85,621.25	\$ 85,849.51	0.27%	\$ 7,822.17	\$ 8,043.02	2.82%

Internal Use

Customer	Bundled 8/23 Prices	Bundled 1/24 Prices	Bundled % Difference	Distribution 1/24 Prices	Distribution 8/24 Prices	Distribution % Difference
MGS-S Customer 10878	\$ 28,611.00	\$ 28,731.37	0.42%	\$ 2,926.56	\$ 3,076.97	5.14%
MGS-S Customer 10879	\$ 33,253.56	\$ 33,388.27	0.41%	\$ 3,574.61	\$ 3,734.19	4.46%
MGS-S Customer 10880	\$ 139,038.20	\$ 139,393.65	0.26%	\$ 13,585.40	\$ 13,888.60	2.23%
MGS-S Customer 10881	\$ 228,039.06	\$ 228,533.88	0.22%	\$ 19,676.84	\$ 20,141.76	2.36%
MGS-S Customer 10882	\$ 178,864.05	\$ 179,195.09	0.19%	\$ 12,478.58	\$ 12,765.92	2.30%
MGS-S Customer 10883	\$ 8,930.94	\$ 9,027.19	1.08%	\$ 1,832.40	\$ 1,967.14	7.35%
MGS-S Customer 10884	\$ 6,514.60	\$ 6,589.02	1.14%	\$ 1,434.81	\$ 1,538.95	7.26%
MGS-S Customer 10885	\$ 15,791.61	\$ 15,893.32	0.64%	\$ 2,079.41	\$ 2,217.64	6.65%
MGS-S Customer 10886	\$ 6,619.56	\$ 6,711.64	1.39%	\$ 1,644.47	\$ 1,776.57	8.03%
MGS-S Customer 10887	\$ 11,285.97	\$ 11,382.01	0.85%	\$ 1,824.11	\$ 1,958.76	7.38%
MGS-S Customer 10888	\$ 10,050.03	\$ 10,140.82	0.90%	\$ 1,586.33	\$ 1,717.62	8.28%
MGS-S Customer 10889	\$ 44,526.04	\$ 44,661.89	0.31%	\$ 4,212.01	\$ 4,355.40	3.40%
MGS-S Customer 10890	\$ 7,513.46	\$ 7,601.75	1.18%	\$ 1,470.29	\$ 1,599.73	8.80%
MGS-S Customer 10891	\$ 30,899.64	\$ 31,018.43	0.38%	\$ 3,440.55	\$ 3,573.00	3.85%
MGS-S Customer 10892	\$ 75,007.69	\$ 75,323.92	0.42%	\$ 11,800.05	\$ 12,077.32	2.35%
MGS-S Customer 10893	\$ 26,818.51	\$ 26,952.02	0.50%	\$ 3,521.31	\$ 3,680.20	4.51%
MGS-S Customer 10894	\$ 72,705.90	\$ 72,989.20	0.39%	\$ 10,278.82	\$ 10,544.26	2.58%
MGS-S Customer 10895	\$ 147,714.41	\$ 148,134.37	0.28%	\$ 16,134.09	\$ 16,588.20	2.81%
MGS-S Customer 10896	\$ 18,419.09	\$ 18,523.85	0.57%	\$ 2,219.20	\$ 2,359.51	6.32%
MGS-S Customer 10897	\$ 13,982.39	\$ 14,070.44	0.63%	\$ 2,049.02	\$ 2,161.71	5.50%
MGS-S Customer 10898	\$ 8,591.36	\$ 8,665.90	0.87%	\$ 1,437.39	\$ 1,541.38	7.23%
MGS-S Customer 10899	\$ 13,110.42	\$ 13,192.55	0.63%	\$ 1,781.03	\$ 1,889.90	6.11%
MGS-S Customer 10900	\$ 44,604.66	\$ 44,742.72	0.31%	\$ 3,723.74	\$ 3,885.26	4.34%
MGS-S Customer 10901	\$ 8,135.31	\$ 8,224.74	1.10%	\$ 1,523.46	\$ 1,653.78	8.55%
MGS-S Customer 10902	\$ 75,869.99	\$ 76,076.10	0.27%	\$ 6,816.26	\$ 7,022.56	3.03%
MGS-S Customer 10903	\$ 69,073.16	\$ 69,271.89	0.29%	\$ 6,477.30	\$ 6,678.47	3.11%
MGS-S Customer 10904	\$ 11,560.62	\$ 11,655.15	0.82%	\$ 1,755.41	\$ 1,889.10	7.62%
MGS-S Customer 10905	\$ 44,296.82	\$ 44,447.20	0.34%	\$ 4,287.22	\$ 4,457.15	3.96%
MGS-S Customer 10906	\$ 8,875.10	\$ 8,964.21	1.00%	\$ 1,509.16	\$ 1,639.29	8.62%
MGS-S Customer 10907	\$ 114,298.57	\$ 114,570.21	0.24%	\$ 9,782.87	\$ 10,031.37	2.54%
MGS-S Customer 10908	\$ 57,211.33	\$ 57,415.15	0.36%	\$ 6,706.02	\$ 6,910.32	3.05%
MGS-S Customer 10909	\$ 196,438.03	\$ 196,853.27	0.21%	\$ 16,293.51	\$ 16,635.31	2.10%
MGS-S Customer 10910	\$ 43,848.14	\$ 44,015.01	0.38%	\$ 5,034.28	\$ 5,214.90	3.59%
MGS-S Customer 10911	\$ 11,225.59	\$ 11,317.09	0.82%	\$ 1,618.35	\$ 1,750.09	8.14%
MGS-S Customer 10912	\$ 52,076.24	\$ 52,255.31	0.34%	\$ 5,587.21	\$ 5,775.70	3.37%
MGS-S Customer 10913	\$ 35,158.52	\$ 35,318.30	0.45%	\$ 4,707.22	\$ 4,882.75	3.73%
MGS-S Customer 10914	\$ 13,692.26	\$ 13,794.45	0.75%	\$ 2,101.44	\$ 2,240.01	6.59%
MGS-S Customer 10915	\$ 15,607.91	\$ 15,739.32	0.84%	\$ 3,423.94	\$ 3,581.29	4.60%
MGS-S Customer 10916	\$ 9,844.95	\$ 9,941.85	0.98%	\$ 1,862.54	\$ 1,997.73	7.26%
MGS-S Customer 10917	\$ 29,229.62	\$ 29,401.90	0.59%	\$ 5,268.86	\$ 5,452.07	3.48%

Internal Use

Customer	Bundled 8/23 Prices	Bundled 1/24 Prices	Bundled % Difference	Distribution 1/24 Prices	Distribution 8/24 Prices	Distribution % Difference
MGS-S Customer 10918	\$ 20,999.13	\$ 21,107.32	0.52%	\$ 2,371.74	\$ 2,514.03	6.00%
MGS-S Customer 10919	\$ 23,681.73	\$ 23,777.20	0.40%	\$ 2,384.81	\$ 2,502.26	4.92%
MGS-S Customer 10920	\$ 13,137.09	\$ 13,220.85	0.64%	\$ 1,854.00	\$ 1,963.86	5.93%
MGS-S Customer 10921	\$ 12,649.30	\$ 12,733.08	0.66%	\$ 1,854.10	\$ 1,963.89	5.92%
MGS-S Customer 10922	\$ 23,688.96	\$ 23,809.74	0.51%	\$ 2,944.13	\$ 3,094.74	5.12%
MGS-S Customer 10923	\$ 10,165.02	\$ 10,262.60	0.96%	\$ 1,893.16	\$ 2,028.80	7.16%
MGS-S Customer 10924	\$ 37,082.68	\$ 37,225.40	0.38%	\$ 3,935.47	\$ 4,100.07	4.18%
MGS-S Customer 10925	\$ 31,730.64	\$ 31,861.02	0.41%	\$ 3,382.17	\$ 3,539.28	4.65%
MGS-S Customer 10926	\$ 66,412.97	\$ 66,630.05	0.33%	\$ 7,312.90	\$ 7,526.31	2.92%
MGS-S Customer 10927	\$ 60,818.30	\$ 61,007.99	0.31%	\$ 6,069.32	\$ 6,264.75	3.22%
MGS-S Customer 10928	\$ 8,811.83	\$ 8,888.43	0.87%	\$ 1,531.03	\$ 1,636.36	6.88%
MGS-S Customer 10929	\$ 19,449.68	\$ 19,554.50	0.54%	\$ 2,221.84	\$ 2,362.20	6.32%
MGS-S Customer 10930	\$ 11,420.76	\$ 11,509.21	0.77%	\$ 1,479.83	\$ 1,609.55	8.77%
MGS-S Customer 10931	\$ 46,406.54	\$ 46,549.49	0.31%	\$ 3,949.90	\$ 4,114.96	4.18%
MGS-S Customer 10932	\$ 16,397.40	\$ 16,502.49	0.64%	\$ 2,821.00	\$ 2,944.70	4.38%
MGS-S Customer 10933	\$ 82,402.83	\$ 82,617.01	0.26%	\$ 7,179.47	\$ 7,390.82	2.94%
MGS-S Customer 10934	\$ 14,902.01	\$ 15,007.44	0.71%	\$ 2,248.32	\$ 2,388.98	6.26%
MGS-S Customer 10935	\$ 79,816.53	\$ 80,010.47	0.24%	\$ 6,261.74	\$ 6,459.91	3.16%
MGS-S Customer 10936	\$ 88,048.18	\$ 88,266.81	0.25%	\$ 7,383.74	\$ 7,598.17	2.90%
MGS-S Customer 10937	\$ 28,258.46	\$ 28,380.68	0.43%	\$ 3,595.49	\$ 3,730.13	3.74%
MGS-S Customer 10938	\$ 9,233.96	\$ 9,303.78	0.76%	\$ 1,223.32	\$ 1,324.22	8.25%
MGS-S Customer 10939	\$ 13,778.90	\$ 13,884.42	0.77%	\$ 2,253.99	\$ 2,394.84	6.25%
MGS-S Customer 10940	\$ 26,937.82	\$ 27,058.41	0.45%	\$ 2,936.69	\$ 3,087.30	5.13%
MGS-S Customer 10941	\$ 6,969.68	\$ 7,063.60	1.35%	\$ 2,309.59	\$ 2,425.61	5.02%
MGS-S Customer 10942	\$ 20,876.34	\$ 20,974.18	0.47%	\$ 2,492.93	\$ 2,611.96	4.77%
MGS-S Customer 10943	\$ 12,189.68	\$ 12,267.42	0.64%	\$ 1,580.77	\$ 1,686.66	6.70%
MGS-S Customer 10944	\$ 10,886.52	\$ 10,977.46	0.84%	\$ 1,590.44	\$ 1,721.62	8.25%
MGS-S Customer 10945	\$ 15,201.26	\$ 15,302.93	0.67%	\$ 2,664.00	\$ 2,785.30	4.55%
MGS-S Customer 10946	\$ 128,527.39	\$ 128,791.29	0.21%	\$ 9,437.60	\$ 9,681.59	2.59%
MGS-S Customer 10947	\$ 24,471.12	\$ 24,572.61	0.41%	\$ 2,658.44	\$ 2,779.85	4.57%
MGS-S Customer 10948	\$ 14,946.20	\$ 15,051.27	0.70%	\$ 2,233.76	\$ 2,374.31	6.29%
MGS-S Customer 10949	\$ 8,310.37	\$ 8,382.09	0.86%	\$ 1,308.98	\$ 1,411.08	7.80%
MGS-S Customer 10950	\$ 62,880.57	\$ 63,074.29	0.31%	\$ 6,249.03	\$ 6,446.88	3.17%
MGS-S Customer 10951	\$ 216,765.83	\$ 217,206.04	0.20%	\$ 17,428.31	\$ 17,786.56	2.06%
MGS-S Customer 10952	\$ 12,960.55	\$ 13,059.71	0.77%	\$ 1,963.73	\$ 2,100.27	6.95%
MGS-S Customer 10953	\$ 83,506.90	\$ 83,699.96	0.23%	\$ 6,220.82	\$ 6,418.36	3.18%
MGS-S Customer 10954	\$ 11,752.31	\$ 11,833.35	0.69%	\$ 1,731.82	\$ 1,839.98	6.25%
MGS-S Customer 10955	\$ 20,212.55	\$ 20,314.69	0.51%	\$ 2,100.08	\$ 2,238.67	6.60%
MGS-S Customer 10956	\$ 43,314.75	\$ 43,472.44	0.36%	\$ 4,618.49	\$ 4,793.16	3.78%
MGS-S Customer 10957	\$ 11,606.61	\$ 11,696.46	0.77%	\$ 2,131.38	\$ 2,245.26	5.34%

Internal Use

Customer	Bundled 8/23 Prices	Bundled 1/24 Prices	Bundled % Difference	Distribution 1/24 Prices	Distribution 8/24 Prices	Distribution % Difference
MGS-S Customer 10958	\$ 9,091.17	\$ 9,169.27	0.86%	\$ 1,602.80	\$ 1,709.42	6.65%
MGS-S Customer 10959	\$ 16,967.96	\$ 17,073.78	0.62%	\$ 2,266.65	\$ 2,407.59	6.22%
MGS-S Customer 10960	\$ 38,380.01	\$ 38,517.09	0.36%	\$ 3,683.60	\$ 3,844.82	4.38%
MGS-S Customer 10961	\$ 16,187.59	\$ 16,270.32	0.51%	\$ 1,808.08	\$ 1,917.33	6.04%
MGS-S Customer 10962	\$ 12,206.11	\$ 12,303.50	0.80%	\$ 1,885.05	\$ 2,020.59	7.19%
MGS-S Customer 10963	\$ 14,387.22	\$ 14,497.65	0.77%	\$ 2,475.13	\$ 2,619.04	5.81%
MGS-S Customer 10964	\$ 9,669.20	\$ 9,750.02	0.84%	\$ 1,723.57	\$ 1,831.74	6.28%
MGS-S Customer 10965	\$ 9,493.16	\$ 9,568.24	0.79%	\$ 1,461.70	\$ 1,566.01	7.14%
MGS-S Customer 10966	\$ 21,217.49	\$ 21,332.62	0.54%	\$ 2,690.64	\$ 2,837.81	5.47%
MGS-S Customer 10967	\$ 13,986.83	\$ 14,089.87	0.74%	\$ 2,142.00	\$ 2,281.26	6.50%
MGS-S Customer 10968	\$ 41,137.33	\$ 41,282.03	0.35%	\$ 4,029.14	\$ 4,195.31	4.12%
MGS-S Customer 10969	\$ 32,756.93	\$ 32,881.71	0.38%	\$ 3,126.06	\$ 3,279.31	4.90%
MGS-S Customer 10970	\$ 85,056.23	\$ 85,269.66	0.25%	\$ 7,146.02	\$ 7,356.92	2.95%
MGS-S Customer 10971	\$ 18,861.36	\$ 18,971.90	0.59%	\$ 2,482.41	\$ 2,626.57	5.81%
MGS-S Customer 10972	\$ 14,558.34	\$ 14,641.07	0.57%	\$ 1,807.42	\$ 1,916.62	6.04%
MGS-S Customer 10973	\$ 92,075.23	\$ 92,310.27	0.26%	\$ 8,120.99	\$ 8,345.53	2.76%
MGS-S Customer 10974	\$ 14,761.25	\$ 14,878.88	0.80%	\$ 2,797.47	\$ 2,945.73	5.30%
MGS-S Customer 10975	\$ 14,994.04	\$ 15,099.26	0.70%	\$ 2,238.93	\$ 2,379.46	6.28%
MGS-S Customer 10976	\$ 16,409.13	\$ 16,520.24	0.68%	\$ 2,506.73	\$ 2,651.16	5.76%
MGS-S Customer 10977	\$ 12,335.24	\$ 12,414.14	0.64%	\$ 1,634.98	\$ 1,741.78	6.53%
MGS-S Customer 10978	\$ 76,017.49	\$ 76,202.95	0.24%	\$ 5,876.98	\$ 6,069.67	3.28%
MGS-S Customer 10979	\$ 8,705.18	\$ 8,778.88	0.85%	\$ 1,398.14	\$ 1,501.48	7.39%
MGS-S Customer 10980	\$ 18,968.79	\$ 19,103.93	0.71%	\$ 3,593.92	\$ 3,753.76	4.45%
MGS-S Customer 10981	\$ 50,912.13	\$ 51,053.72	0.28%	\$ 3,886.75	\$ 4,050.81	4.22%
MGS-S Customer 10982	\$ 21,451.09	\$ 21,562.57	0.52%	\$ 2,523.93	\$ 2,668.64	5.73%
MGS-S Customer 10983	\$ 62,687.72	\$ 62,790.43	0.16%	\$ 2,121.29	\$ 2,259.88	6.53%
MGS-S Customer 10984	\$ 25,482.81	\$ 25,612.89	0.51%	\$ 3,366.98	\$ 3,523.73	4.66%
MGS-S Customer 10985	\$ 8,465.13	\$ 8,543.38	0.92%	\$ 1,601.46	\$ 1,707.52	6.62%
MGS-S Customer 10986	\$ 90,610.02	\$ 90,842.93	0.26%	\$ 8,020.11	\$ 8,242.88	2.78%
MGS-S Customer 10987	\$ 12,116.66	\$ 12,215.64	0.82%	\$ 1,955.42	\$ 2,091.85	6.98%
MGS-S Customer 10988	\$ 10,220.08	\$ 10,274.80	0.54%	\$ 538.56	\$ 629.64	16.91%
MGS-S Customer 10989	\$ 11,999.40	\$ 12,098.28	0.82%	\$ 1,953.22	\$ 2,089.77	6.99%
MGS-S Customer 10990	\$ 17,969.98	\$ 18,075.50	0.59%	\$ 2,252.52	\$ 2,393.26	6.25%
MGS-S Customer 10991	\$ 33,365.06	\$ 33,483.08	0.35%	\$ 3,406.20	\$ 3,538.23	3.88%
MGS-S Customer 10992	\$ 29,828.41	\$ 29,973.10	0.49%	\$ 4,023.45	\$ 4,189.19	4.12%
MGS-S Customer 10993	\$ 34,488.81	\$ 34,620.84	0.38%	\$ 3,455.36	\$ 3,613.38	4.57%
MGS-S Customer 10994	\$ 12,894.85	\$ 12,984.44	0.69%	\$ 1,531.17	\$ 1,661.60	8.52%
MGS-S Customer 10995	\$ 23,399.72	\$ 23,490.33	0.39%	\$ 2,165.33	\$ 2,279.69	5.28%
MGS-S Customer 10996	\$ 18,331.16	\$ 18,436.84	0.58%	\$ 2,260.71	\$ 2,401.64	6.23%
MGS-S Customer 10997	\$ 2,435.14	\$ 2,517.03	3.36%	\$ 1,181.07	\$ 1,306.44	10.61%

Internal Use

Customer	Bundled 8/23 Prices	Bundled 1/24 Prices	Bundled % Difference	Distribution 1/24 Prices	Distribution 8/24 Prices	Distribution % Difference
MGS-S Customer 10998	\$ 10,527.28	\$ 10,620.34	0.88%	\$ 1,687.86	\$ 1,820.52	7.86%
MGS-S Customer 10999	\$ 9,602.83	\$ 9,710.28	1.12%	\$ 2,927.83	\$ 3,053.02	4.28%
MGS-S Customer 11000	\$ 93,965.58	\$ 94,275.58	0.33%	\$ 11,388.12	\$ 11,698.78	2.73%
MGS-S Customer 11001	\$ 10,208.45	\$ 10,284.33	0.74%	\$ 1,497.90	\$ 1,602.71	7.00%
MGS-S Customer 11002	\$ 88,949.61	\$ 89,141.70	0.22%	\$ 6,763.04	\$ 6,943.03	2.66%
MGS-S Customer 11003	\$ 20,954.62	\$ 21,072.19	0.56%	\$ 3,386.65	\$ 3,518.44	3.89%
MGS-S Customer 11004	\$ 42,630.55	\$ 42,765.82	0.32%	\$ 3,588.55	\$ 3,750.30	4.51%
MGS-S Customer 11005	\$ 15,317.63	\$ 15,399.18	0.53%	\$ 1,753.51	\$ 1,861.89	6.18%
MGS-S Customer 11006	\$ 16,946.11	\$ 17,033.00	0.51%	\$ 1,996.80	\$ 2,108.75	5.61%
MGS-S Customer 11007	\$ 41,386.21	\$ 41,525.26	0.34%	\$ 3,771.48	\$ 3,934.36	4.32%
MGS-S Customer 11008	\$ 21,385.58	\$ 21,477.36	0.43%	\$ 2,218.10	\$ 2,333.22	5.19%
MGS-S Customer 11009	\$ 11,954.79	\$ 12,058.90	0.87%	\$ 2,189.98	\$ 2,329.92	6.39%
MGS-S Customer 11010	\$ 10,730.98	\$ 10,814.10	0.77%	\$ 1,824.75	\$ 1,934.15	6.00%
MGS-S Customer 11011	\$ 58,036.25	\$ 58,236.72	0.35%	\$ 6,557.13	\$ 6,759.50	3.09%
MGS-S Customer 11012	\$ 31,669.31	\$ 31,817.45	0.47%	\$ 4,191.65	\$ 4,360.64	4.03%
MGS-S Customer 11013	\$ 16,071.98	\$ 16,153.50	0.51%	\$ 1,752.68	\$ 1,861.10	6.19%
MGS-S Customer 11014	\$ 10,243.08	\$ 10,355.71	1.10%	\$ 2,574.37	\$ 2,719.68	5.64%
MGS-S Customer 11015	\$ 32,818.42	\$ 33,011.87	0.59%	\$ 5,946.46	\$ 6,234.76	4.85%
MGS-S Customer 11016	\$ 8,875.13	\$ 8,966.33	1.03%	\$ 1,606.23	\$ 1,737.89	8.20%
MGS-S Customer 11017	\$ 29,160.01	\$ 29,296.25	0.47%	\$ 3,647.24	\$ 3,808.06	4.41%
MGS-S Customer 11018	\$ 29,089.49	\$ 29,223.66	0.46%	\$ 3,550.12	\$ 3,709.35	4.49%
MGS-S Customer 11019	\$ 17,171.38	\$ 17,270.13	0.58%	\$ 1,946.15	\$ 2,082.54	7.01%
MGS-S Customer 11020	\$ 83,377.39	\$ 83,606.68	0.28%	\$ 7,861.84	\$ 8,082.78	2.81%
MGS-S Customer 11021	\$ 8,375.24	\$ 8,474.12	1.18%	\$ 1,952.75	\$ 2,089.28	6.99%
MGS-S Customer 11022	\$ 11,685.55	\$ 11,758.14	0.62%	\$ 1,347.54	\$ 1,450.15	7.61%
MGS-S Customer 11023	\$ 12,357.97	\$ 12,443.40	0.69%	\$ 1,930.43	\$ 2,041.43	5.75%
MGS-S Customer 11024	\$ 32,104.70	\$ 32,214.01	0.34%	\$ 3,012.63	\$ 3,139.09	4.20%
MGS-S Customer 11025	\$ 14,635.98	\$ 14,724.73	0.61%	\$ 2,080.79	\$ 2,193.90	5.44%
MGS-S Customer 11026	\$ 11,284.59	\$ 11,365.59	0.72%	\$ 1,728.52	\$ 1,836.55	6.25%
MGS-S Customer 11027	\$ 13,060.35	\$ 13,166.62	0.81%	\$ 2,287.42	\$ 2,428.72	6.18%
MGS-S Customer 11028	\$ 13,959.18	\$ 14,065.10	0.76%	\$ 2,272.05	\$ 2,413.15	6.21%
MGS-S Customer 11029	\$ 18,940.71	\$ 19,048.21	0.57%	\$ 2,343.62	\$ 2,485.73	6.06%
MGS-S Customer 11030	\$ 37,781.98	\$ 37,941.79	0.42%	\$ 4,715.73	\$ 4,891.85	3.73%
MGS-S Customer 11031	\$ 16,260.19	\$ 16,359.86	0.61%	\$ 1,986.02	\$ 2,122.82	6.89%
MGS-S Customer 11032	\$ 10,126.90	\$ 10,218.93	0.91%	\$ 1,641.43	\$ 1,773.42	8.04%
MGS-S Customer 11033	\$ 5,944.57	\$ 6,037.67	1.57%	\$ 1,686.94	\$ 1,819.38	7.85%
MGS-S Customer 11034	\$ 15,736.18	\$ 15,837.68	0.65%	\$ 2,071.34	\$ 2,209.54	6.67%
MGS-S Customer 11035	\$ 27,393.63	\$ 27,518.66	0.46%	\$ 3,136.60	\$ 3,289.94	4.89%
MGS-S Customer 11036	\$ 43,772.39	\$ 43,928.83	0.36%	\$ 4,562.00	\$ 4,735.86	3.81%
MGS-S Customer 11037	\$ 3,832.12	\$ 3,895.89	1.66%	\$ 950.39	\$ 1,047.47	10.21%

Internal Use

Customer	Bundled 8/23 Prices	Bundled 1/24 Prices	Bundled % Difference	Distribution 1/24 Prices	Distribution 8/24 Prices	Distribution % Difference
MGS-S Customer 11038	\$ 79,489.54	\$ 79,697.06	0.26%	\$ 6,876.89	\$ 7,083.87	3.01%
MGS-S Customer 11039	\$ 60,089.28	\$ 60,275.53	0.31%	\$ 5,911.95	\$ 6,105.04	3.27%
MGS-S Customer 11040	\$ 16,971.25	\$ 17,048.71	0.46%	\$ 1,569.11	\$ 1,674.92	6.74%
MGS-S Customer 11041	\$ 31,106.85	\$ 31,245.56	0.45%	\$ 3,758.48	\$ 3,920.86	4.32%
MGS-S Customer 11042	\$ 21,748.48	\$ 21,850.12	0.47%	\$ 2,664.82	\$ 2,786.31	4.56%
MGS-S Customer 11043	\$ 27,370.94	\$ 27,488.78	0.43%	\$ 2,812.31	\$ 2,961.14	5.29%
MGS-S Customer 11044	\$ 16,196.31	\$ 16,309.46	0.70%	\$ 3,186.50	\$ 3,315.43	4.05%
MGS-S Customer 11045	\$ 10,746.11	\$ 10,846.16	0.93%	\$ 2,005.77	\$ 2,143.04	6.84%
MGS-S Customer 11046	\$ 10,449.78	\$ 10,541.24	0.88%	\$ 2,203.09	\$ 2,317.95	5.21%
MGS-S Customer 11047	\$ 38,233.14	\$ 38,376.26	0.37%	\$ 3,956.35	\$ 4,121.42	4.17%
MGS-S Customer 11048	\$ 5,272.16	\$ 5,341.70	1.32%	\$ 1,213.22	\$ 1,314.16	8.32%
MGS-S Customer 11049	\$ 24,949.40	\$ 25,073.05	0.50%	\$ 3,075.51	\$ 3,228.35	4.97%
MGS-S Customer 11050	\$ 15,454.72	\$ 15,562.62	0.70%	\$ 2,343.70	\$ 2,491.11	6.29%
MGS-S Customer 11051	\$ 220,658.45	\$ 221,066.85	0.19%	\$ 15,882.57	\$ 16,250.70	2.32%
MGS-S Customer 11052	\$ 11,724.88	\$ 11,811.88	0.74%	\$ 2,007.74	\$ 2,120.24	5.60%
MGS-S Customer 11053	\$ 9,540.68	\$ 9,623.65	0.87%	\$ 1,825.23	\$ 1,935.17	6.02%
MGS-S Customer 11054	\$ 13,772.27	\$ 13,873.28	0.73%	\$ 2,646.10	\$ 2,767.98	4.61%
MGS-S Customer 11055	\$ 18,410.76	\$ 18,500.93	0.49%	\$ 2,145.86	\$ 2,259.97	5.32%
MGS-S Customer 11056	\$ 9,429.00	\$ 9,501.07	0.76%	\$ 1,327.08	\$ 1,429.60	7.73%
MGS-S Customer 11057	\$ 12,571.76	\$ 12,672.00	0.80%	\$ 2,013.87	\$ 2,151.21	6.82%
MGS-S Customer 11058	\$ 13,077.62	\$ 13,164.95	0.67%	\$ 2,017.24	\$ 2,129.52	5.57%
MGS-S Customer 11059	\$ 25,881.48	\$ 26,011.76	0.50%	\$ 3,375.14	\$ 3,531.93	4.65%
MGS-S Customer 11060	\$ 26,920.59	\$ 27,050.24	0.48%	\$ 3,346.44	\$ 3,502.85	4.67%
MGS-S Customer 11061	\$ 21,561.95	\$ 21,657.53	0.44%	\$ 2,389.00	\$ 2,506.46	4.92%
MGS-S Customer 11062	\$ 10,147.97	\$ 10,237.18	0.88%	\$ 1,512.76	\$ 1,642.89	8.60%
MGS-S Customer 11063	\$ 101,770.09	\$ 102,018.90	0.24%	\$ 8,746.54	\$ 8,980.12	2.67%
MGS-S Customer 11064	\$ 6,334.67	\$ 6,409.91	1.19%	\$ 1,469.33	\$ 1,573.78	7.11%
MGS-S Customer 11065	\$ 21,845.01	\$ 21,939.22	0.43%	\$ 2,329.01	\$ 2,445.73	5.01%
MGS-S Customer 11066	\$ 2,796.49	\$ 2,859.14	2.24%	\$ 899.38	\$ 995.72	10.71%
MGS-S Customer 11067	\$ 35,821.23	\$ 35,943.78	0.34%	\$ 3,611.61	\$ 3,746.58	3.74%
MGS-S Customer 11068	\$ 17,937.59	\$ 18,044.47	0.60%	\$ 2,316.39	\$ 2,458.17	6.12%
MGS-S Customer 11069	\$ 7,265.67	\$ 7,353.22	1.20%	\$ 1,440.78	\$ 1,570.08	8.97%
MGS-S Customer 11070	\$ 12,770.22	\$ 12,843.73	0.58%	\$ 1,387.59	\$ 1,490.62	7.43%
MGS-S Customer 11071	\$ 73,660.57	\$ 73,879.31	0.30%	\$ 7,383.61	\$ 7,597.69	2.90%
MGS-S Customer 11072	\$ 9,204.92	\$ 9,294.49	0.97%	\$ 1,530.62	\$ 1,661.07	8.52%
MGS-S Customer 11073	\$ 15,990.05	\$ 16,095.36	0.66%	\$ 2,244.17	\$ 2,384.85	6.27%
MGS-S Customer 11074	\$ 83,174.95	\$ 83,446.73	0.33%	\$ 9,782.16	\$ 10,030.17	2.54%
MGS-S Customer 11075	\$ 12,578.28	\$ 12,657.74	0.63%	\$ 1,659.77	\$ 1,766.87	6.45%
MGS-S Customer 11076	\$ 15,118.58	\$ 15,228.63	0.73%	\$ 2,457.47	\$ 2,601.13	5.85%
MGS-S Customer 11077	\$ 25,487.41	\$ 25,586.71	0.39%	\$ 2,559.67	\$ 2,679.70	4.69%

Internal Use

Customer	Bundled 8/23 Prices	Bundled 1/24 Prices	Bundled % Difference	Distribution 1/24 Prices	Distribution 8/24 Prices	Distribution % Difference
MGS-S Customer 11078	\$ 8,163.59	\$ 8,239.06	0.92%	\$ 1,482.64	\$ 1,587.46	7.07%
MGS-S Customer 11079	\$ 15,266.58	\$ 15,369.51	0.67%	\$ 2,722.40	\$ 2,844.62	4.49%
MGS-S Customer 11080	\$ 77,612.65	\$ 77,821.48	0.27%	\$ 6,934.11	\$ 7,141.75	2.99%
MGS-S Customer 11081	\$ 7,539.92	\$ 7,618.52	1.04%	\$ 1,620.37	\$ 1,726.90	6.57%
MGS-S Customer 11082	\$ 16,661.49	\$ 16,788.17	0.76%	\$ 3,210.32	\$ 3,364.67	4.81%
MGS-S Customer 11083	\$ 10,137.13	\$ 10,227.02	0.89%	\$ 2,132.04	\$ 2,245.88	5.34%
MGS-S Customer 11084	\$ 20,452.18	\$ 20,571.60	0.58%	\$ 2,880.17	\$ 3,029.72	5.19%
MGS-S Customer 11085	\$ 4,197.96	\$ 4,261.63	1.52%	\$ 944.38	\$ 1,041.30	10.26%
MGS-S Customer 11086	\$ 29,338.01	\$ 29,505.73	0.57%	\$ 5,072.63	\$ 5,253.76	3.57%
MGS-S Customer 11087	\$ 9,904.07	\$ 10,001.16	0.98%	\$ 1,870.92	\$ 2,006.23	7.23%
MGS-S Customer 11088	\$ 18,641.32	\$ 18,745.12	0.56%	\$ 2,174.26	\$ 2,313.82	6.42%
MGS-S Customer 11089	\$ 20,009.17	\$ 20,122.10	0.56%	\$ 2,589.49	\$ 2,735.12	5.62%
MGS-S Customer 11090	\$ 34,872.40	\$ 35,000.08	0.37%	\$ 3,257.51	\$ 3,412.65	4.76%
MGS-S Customer 11091	\$ 18,984.47	\$ 19,101.39	0.62%	\$ 2,770.99	\$ 2,919.26	5.35%
MGS-S Customer 11092	\$ 2,667.39	\$ 2,732.75	2.45%	\$ 1,020.92	\$ 1,118.92	9.60%
MGS-S Customer 11093	\$ 15,075.16	\$ 15,159.58	0.56%	\$ 1,884.64	\$ 1,994.97	5.85%
MGS-S Customer 11094	\$ 15,191.16	\$ 15,309.54	0.78%	\$ 2,837.67	\$ 2,986.92	5.26%
MGS-S Customer 11095	\$ 21,478.61	\$ 21,594.87	0.54%	\$ 2,742.37	\$ 2,890.31	5.39%
MGS-S Customer 11096	\$ 10,866.53	\$ 10,965.71	0.91%	\$ 1,963.92	\$ 2,100.41	6.95%
MGS-S Customer 11097	\$ 29,178.06	\$ 29,303.33	0.43%	\$ 3,735.19	\$ 3,871.93	3.66%
MGS-S Customer 11098	\$ 22,425.24	\$ 22,540.20	0.51%	\$ 3,276.03	\$ 3,406.76	3.99%
MGS-S Customer 11099	\$ 12,864.29	\$ 12,948.16	0.65%	\$ 1,863.13	\$ 1,973.40	5.92%
MGS-S Customer 11100	\$ 15,318.48	\$ 15,401.05	0.54%	\$ 1,801.04	\$ 1,910.18	6.06%
MGS-S Customer 11101	\$ 19,604.14	\$ 19,708.84	0.53%	\$ 2,812.27	\$ 2,936.47	4.42%
MGS-S Customer 11102	\$ 23,285.82	\$ 23,401.79	0.50%	\$ 3,323.58	\$ 3,455.10	3.96%
MGS-S Customer 11103	\$ 47,894.07	\$ 48,045.44	0.32%	\$ 4,332.23	\$ 4,502.79	3.94%
MGS-S Customer 11104	\$ 15,599.58	\$ 15,698.39	0.63%	\$ 2,541.89	\$ 2,661.99	4.72%
MGS-S Customer 11105	\$ 16,491.10	\$ 16,589.84	0.60%	\$ 2,538.60	\$ 2,658.64	4.73%
MGS-S Customer 11106	\$ 31,659.14	\$ 31,788.33	0.41%	\$ 3,324.47	\$ 3,480.48	4.69%
MGS-S Customer 11107	\$ 7,124.01	\$ 7,195.98	1.01%	\$ 1,322.34	\$ 1,424.75	7.74%
MGS-S Customer 11108	\$ 16,936.85	\$ 17,017.65	0.48%	\$ 1,719.79	\$ 1,827.73	6.28%
MGS-S Customer 11109	\$ 14,954.97	\$ 15,057.79	0.69%	\$ 2,132.23	\$ 2,271.37	6.53%
MGS-S Customer 11110	\$ 10,129.51	\$ 10,230.21	0.99%	\$ 2,034.18	\$ 2,171.79	6.76%
MGS-S Customer 11111	\$ 61,215.74	\$ 61,407.70	0.31%	\$ 6,170.49	\$ 6,367.27	3.19%
MGS-S Customer 11112	\$ 19,530.99	\$ 19,647.38	0.60%	\$ 2,745.34	\$ 2,893.11	5.38%
MGS-S Customer 11113	\$ 25,828.01	\$ 25,954.69	0.49%	\$ 3,210.26	\$ 3,364.57	4.81%
MGS-S Customer 11114	\$ 14,917.48	\$ 15,003.24	0.57%	\$ 1,945.50	\$ 2,056.69	5.72%
MGS-S Customer 11115	\$ 21,462.06	\$ 21,569.96	0.50%	\$ 2,360.61	\$ 2,502.87	6.03%
MGS-S Customer 11116	\$ 18,036.57	\$ 18,142.94	0.59%	\$ 2,291.63	\$ 2,432.95	6.17%
MGS-S Customer 11117	\$ 125,733.42	\$ 126,008.45	0.22%	\$ 9,937.30	\$ 10,188.10	2.52%

Internal Use

Customer	Bundled 8/23 Prices	Bundled 1/24 Prices	Bundled % Difference	Distribution 1/24 Prices	Distribution 8/24 Prices	Distribution % Difference
MGS-S Customer 11118	\$ 26,929.85	\$ 27,036.61	0.40%	\$ 2,308.53	\$ 2,450.04	6.13%
MGS-S Customer 11119	\$ 24,663.37	\$ 24,794.20	0.53%	\$ 3,396.55	\$ 3,553.40	4.62%
MGS-S Customer 11120	\$ 3,272.75	\$ 3,347.89	2.30%	\$ 875.66	\$ 996.72	13.83%
MGS-S Customer 11121	\$ 9,747.71	\$ 9,828.66	0.83%	\$ 1,730.68	\$ 1,839.04	6.26%
MGS-S Customer 11122	\$ 33,818.19	\$ 33,946.38	0.38%	\$ 3,279.35	\$ 3,434.70	4.74%
MGS-S Customer 11123	\$ 9,538.36	\$ 9,613.59	0.79%	\$ 1,468.71	\$ 1,573.13	7.11%
MGS-S Customer 11124	\$ 16,790.23	\$ 16,896.36	0.63%	\$ 2,280.48	\$ 2,421.63	6.19%
MGS-S Customer 11125	\$ 32,214.93	\$ 32,408.53	0.60%	\$ 6,823.31	\$ 7,003.62	2.64%
MGS-S Customer 11126	\$ 7,864.76	\$ 7,937.71	0.93%	\$ 1,365.25	\$ 1,468.20	7.54%
MGS-S Customer 11127	\$ 9,079.87	\$ 9,173.19	1.03%	\$ 1,700.46	\$ 1,833.33	7.81%
MGS-S Customer 11128	\$ 20,973.04	\$ 21,087.02	0.54%	\$ 2,637.73	\$ 2,784.08	5.55%
MGS-S Customer 11129	\$ 14,955.36	\$ 15,046.93	0.61%	\$ 2,212.90	\$ 2,328.23	5.21%
MGS-S Customer 11130	\$ 8,526.98	\$ 8,623.63	1.13%	\$ 1,850.59	\$ 1,985.57	7.29%
MGS-S Customer 11131	\$ 13,949.40	\$ 14,039.28	0.64%	\$ 2,132.61	\$ 2,246.51	5.34%
MGS-S Customer 11132	\$ 8,436.11	\$ 8,501.78	0.78%	\$ 1,034.78	\$ 1,132.96	9.49%
MGS-S Customer 11133	\$ 61,797.28	\$ 61,986.34	0.31%	\$ 6,039.23	\$ 6,234.16	3.23%
MGS-S Customer 11134	\$ 12,387.86	\$ 12,486.34	0.79%	\$ 1,934.11	\$ 2,070.32	7.04%
MGS-S Customer 11135	\$ 11,737.39	\$ 11,814.39	0.66%	\$ 1,548.65	\$ 1,654.17	6.81%
MGS-S Customer 11136	\$ 11,869.38	\$ 12,000.90	1.11%	\$ 3,429.74	\$ 3,587.20	4.59%
MGS-S Customer 11137	\$ 9,641.28	\$ 9,736.29	0.99%	\$ 1,776.29	\$ 1,910.23	7.54%
MGS-S Customer 11138	\$ 8,553.27	\$ 8,648.18	1.11%	\$ 1,770.91	\$ 1,904.71	7.56%
MGS-S Customer 11139	\$ 11,930.19	\$ 12,019.05	0.74%	\$ 1,497.60	\$ 1,627.53	8.68%
MGS-S Customer 11140	\$ 14,935.93	\$ 15,023.95	0.59%	\$ 2,048.74	\$ 2,161.49	5.50%
MGS-S Customer 11141	\$ 31,646.82	\$ 31,760.19	0.36%	\$ 3,196.68	\$ 3,325.79	4.04%
MGS-S Customer 11142	\$ 205,984.36	\$ 206,445.33	0.22%	\$ 17,631.65	\$ 18,229.17	3.39%
MGS-S Customer 11143	\$ 28,417.19	\$ 28,534.98	0.41%	\$ 2,808.07	\$ 2,956.69	5.29%
MGS-S Customer 11144	\$ 81,022.68	\$ 81,259.52	0.29%	\$ 8,214.47	\$ 8,441.17	2.76%
MGS-S Customer 11145	\$ 21,579.98	\$ 21,721.14	0.65%	\$ 3,867.91	\$ 4,031.76	4.24%
MGS-S Customer 11146	\$ 11,996.07	\$ 12,096.49	0.84%	\$ 2,019.95	\$ 2,157.25	6.80%
MGS-S Customer 11147	\$ 16,513.86	\$ 16,604.39	0.55%	\$ 2,162.79	\$ 2,277.16	5.29%
MGS-S Customer 11148	\$ 34,006.42	\$ 34,113.31	0.31%	\$ 2,903.17	\$ 3,028.08	4.30%
MGS-S Customer 11149	\$ 10,469.37	\$ 10,551.24	0.78%	\$ 1,768.46	\$ 1,877.10	6.14%
MGS-S Customer 11150	\$ 134,080.47	\$ 134,418.38	0.25%	\$ 12,781.35	\$ 13,072.42	2.28%
MGS-S Customer 11151	\$ 11,267.84	\$ 11,360.25	0.82%	\$ 1,658.99	\$ 1,791.25	7.97%
MGS-S Customer 11152	\$ 215,187.48	\$ 215,591.42	0.19%	\$ 15,672.25	\$ 16,040.97	2.35%
MGS-S Customer 11153	\$ 131,029.42	\$ 131,398.58	0.28%	\$ 14,169.39	\$ 14,487.11	2.24%
MGS-S Customer 11154	\$ 21,082.27	\$ 21,197.57	0.55%	\$ 2,694.75	\$ 2,841.74	5.45%
MGS-S Customer 11155	\$ 11,141.33	\$ 11,242.73	0.91%	\$ 2,065.73	\$ 2,203.77	6.68%
MGS-S Customer 11156	\$ 242,504.46	\$ 242,937.90	0.18%	\$ 17,115.08	\$ 17,468.41	2.06%
MGS-S Customer 11157	\$ 15,958.06	\$ 16,055.02	0.61%	\$ 1,865.06	\$ 2,000.29	7.25%

Internal Use

Customer	Bundled 8/23 Prices	Bundled 1/24 Prices	Bundled % Difference	Distribution 1/24 Prices	Distribution 8/24 Prices	Distribution % Difference
MGS-S Customer 11158	\$ 9,460.31	\$ 9,551.11	0.96%	\$ 1,586.30	\$ 1,717.57	8.28%
MGS-S Customer 11159	\$ 9,943.72	\$ 10,023.97	0.81%	\$ 1,695.78	\$ 1,803.44	6.35%
MGS-S Customer 11160	\$ 13,670.17	\$ 13,766.40	0.70%	\$ 1,832.25	\$ 1,967.02	7.36%
MGS-S Customer 11161	\$ 7,442.92	\$ 7,512.08	0.93%	\$ 1,195.11	\$ 1,295.72	8.42%
MGS-S Customer 11162	\$ 25,958.85	\$ 26,099.50	0.54%	\$ 3,844.24	\$ 4,007.71	4.25%
MGS-S Customer 11163	\$ 15,879.52	\$ 15,980.08	0.63%	\$ 2,028.13	\$ 2,165.67	6.78%
MGS-S Customer 11164	\$ 12,203.18	\$ 12,302.56	0.81%	\$ 1,974.62	\$ 2,111.42	6.93%
MGS-S Customer 11165	\$ 22,182.89	\$ 22,301.42	0.53%	\$ 2,842.18	\$ 2,991.33	5.25%
MGS-S Customer 11166	\$ 51,371.60	\$ 51,573.02	0.39%	\$ 6,591.40	\$ 6,793.65	3.07%
MGS-S Customer 11167	\$ 8,742.70	\$ 8,797.42	0.63%	\$ 538.56	\$ 629.64	16.91%
MGS-S Customer 11168	\$ 5,459.63	\$ 5,531.02	1.31%	\$ 1,296.49	\$ 1,398.59	7.88%
MGS-S Customer 11169	\$ 6,196.87	\$ 6,270.17	1.18%	\$ 1,384.94	\$ 1,488.39	7.47%
MGS-S Customer 11170	\$ 8,084.60	\$ 8,178.87	1.17%	\$ 1,741.84	\$ 1,875.22	7.66%
MGS-S Customer 11171	\$ 10,198.80	\$ 10,285.87	0.85%	\$ 1,416.26	\$ 1,545.03	9.09%
MGS-S Customer 11172	\$ 114,208.97	\$ 114,463.45	0.22%	\$ 9,012.47	\$ 9,250.50	2.64%
MGS-S Customer 11173	\$ 7,837.44	\$ 7,915.72	1.00%	\$ 1,606.51	\$ 1,712.88	6.62%
MGS-S Customer 11174	\$ 2,086.65	\$ 2,162.65	3.64%	\$ 914.15	\$ 1,035.72	13.30%
MGS-S Customer 11175	\$ 53,306.15	\$ 53,484.88	0.34%	\$ 5,572.71	\$ 5,761.09	3.38%
MGS-S Customer 11176	\$ 33,177.14	\$ 33,328.86	0.46%	\$ 4,342.34	\$ 4,512.67	3.92%
MGS-S Customer 11177	\$ 85,879.53	\$ 86,091.59	0.25%	\$ 7,082.35	\$ 7,292.25	2.96%
MGS-S Customer 11178	\$ 16,945.18	\$ 17,046.28	0.60%	\$ 2,051.73	\$ 2,189.55	6.72%
MGS-S Customer 11179	\$ 10,428.91	\$ 10,521.86	0.89%	\$ 1,683.03	\$ 1,815.63	7.88%
MGS-S Customer 11180	\$ 12,834.64	\$ 12,934.86	0.78%	\$ 2,013.39	\$ 2,150.76	6.82%
MGS-S Customer 11181	\$ 5,170.59	\$ 5,239.52	1.33%	\$ 1,182.97	\$ 1,283.28	8.48%
MGS-S Customer 11182	\$ 12,887.78	\$ 12,987.68	0.78%	\$ 1,998.64	\$ 2,135.79	6.86%
MGS-S Customer 11183	\$ 31,084.75	\$ 31,211.56	0.41%	\$ 3,218.07	\$ 3,372.65	4.80%
MGS-S Customer 11184	\$ 24,996.96	\$ 25,096.11	0.40%	\$ 2,553.47	\$ 2,673.45	4.70%
MGS-S Customer 11185	\$ 10,650.36	\$ 10,748.90	0.93%	\$ 1,936.32	\$ 2,072.53	7.03%
MGS-S Customer 11186	\$ 225,629.05	\$ 226,038.83	0.18%	\$ 15,875.07	\$ 16,261.46	2.43%
MGS-S Customer 11187	\$ 20,604.93	\$ 20,712.25	0.52%	\$ 2,334.65	\$ 2,476.58	6.08%
MGS-S Customer 11188	\$ 13,639.72	\$ 13,756.56	0.86%	\$ 2,765.27	\$ 2,913.31	5.35%
MGS-S Customer 11189	\$ 12,516.29	\$ 12,599.98	0.67%	\$ 1,852.36	\$ 1,962.28	5.93%
MGS-S Customer 11190	\$ 17,666.86	\$ 17,776.32	0.62%	\$ 2,430.94	\$ 2,574.19	5.89%
MGS-S Customer 11191	\$ 12,098.86	\$ 12,189.89	0.75%	\$ 1,596.17	\$ 1,727.53	8.23%
MGS-S Customer 11192	\$ 26,766.78	\$ 26,907.90	0.53%	\$ 3,737.95	\$ 3,942.66	5.48%
MGS-S Customer 11193	\$ 58,247.91	\$ 58,415.48	0.29%	\$ 5,063.85	\$ 5,244.72	3.57%
MGS-S Customer 11194	\$ 11,750.43	\$ 11,843.04	0.79%	\$ 1,666.98	\$ 1,799.31	7.94%
MGS-S Customer 11195	\$ 45,886.27	\$ 46,038.47	0.33%	\$ 4,370.96	\$ 4,542.18	3.92%
MGS-S Customer 11196	\$ 200,264.62	\$ 200,688.16	0.21%	\$ 16,651.14	\$ 16,996.79	2.08%
MGS-S Customer 11197	\$ 3,386.92	\$ 3,463.50	2.26%	\$ 941.19	\$ 1,063.19	12.96%

Internal Use

Customer	Bundled 8/23 Prices	Bundled 1/24 Prices	Bundled % Difference	Distribution 1/24 Prices	Distribution 8/24 Prices	Distribution % Difference
MGS-S Customer 11198	\$ 58,164.92	\$ 58,337.48	0.30%	\$ 5,289.40	\$ 5,473.46	3.48%
MGS-S Customer 11199	\$ 17,263.75	\$ 17,387.53	0.72%	\$ 3,079.53	\$ 3,232.06	4.95%
MGS-S Customer 11200	\$ 11,074.71	\$ 11,180.81	0.96%	\$ 2,278.82	\$ 2,419.90	6.19%
MGS-S Customer 11201	\$ 12,506.68	\$ 12,600.49	0.75%	\$ 1,722.15	\$ 1,855.33	7.73%
MGS-S Customer 11202	\$ 38,419.47	\$ 38,573.45	0.40%	\$ 4,380.69	\$ 4,573.28	4.40%
MGS-S Customer 11203	\$ 9,124.59	\$ 9,223.24	1.08%	\$ 1,941.32	\$ 2,077.61	7.02%
MGS-S Customer 11204	\$ 3,993.66	\$ 4,072.84	1.98%	\$ 1,648.18	\$ 1,755.22	6.49%
MGS-S Customer 11205	\$ 19,052.52	\$ 19,134.56	0.43%	\$ 1,776.79	\$ 1,885.59	6.12%
MGS-S Customer 11206	\$ 38,446.80	\$ 38,585.62	0.36%	\$ 3,762.37	\$ 3,924.70	4.31%
MGS-S Customer 11207	\$ 14,334.64	\$ 14,419.36	0.59%	\$ 1,900.65	\$ 2,011.35	5.82%
MGS-S Customer 11208	\$ 15,044.92	\$ 15,126.03	0.54%	\$ 1,735.48	\$ 1,843.71	6.24%
MGS-S Customer 11209	\$ 14,491.72	\$ 14,592.47	0.70%	\$ 2,036.42	\$ 2,174.07	6.76%
MGS-S Customer 11210	\$ 9,924.42	\$ 10,020.70	0.97%	\$ 1,832.33	\$ 1,966.95	7.35%
MGS-S Customer 11211	\$ 15,480.90	\$ 15,586.70	0.68%	\$ 2,266.61	\$ 2,407.63	6.22%
MGS-S Customer 11212	\$ 12,999.45	\$ 13,078.25	0.61%	\$ 1,630.13	\$ 1,736.83	6.55%
MGS-S Customer 11213	\$ 58,570.59	\$ 58,768.17	0.34%	\$ 6,424.12	\$ 6,624.45	3.12%
MGS-S Customer 11214	\$ 28,755.03	\$ 28,880.25	0.44%	\$ 3,145.82	\$ 3,299.37	4.88%
MGS-S Customer 11215	\$ 7,362.47	\$ 7,445.65	1.13%	\$ 1,239.79	\$ 1,366.04	10.18%
MGS-S Customer 11216	\$ 6,851.39	\$ 6,925.27	1.08%	\$ 1,407.94	\$ 1,511.51	7.36%
MGS-S Customer 11217	\$ 108,632.87	\$ 108,936.98	0.28%	\$ 11,014.68	\$ 11,357.10	3.11%
MGS-S Customer 11218	\$ 67,611.01	\$ 67,813.18	0.30%	\$ 6,629.60	\$ 6,832.70	3.06%
MGS-S Customer 11219	\$ 29,424.25	\$ 29,555.25	0.45%	\$ 3,408.89	\$ 3,566.26	4.62%
MGS-S Customer 11220	\$ 17,473.25	\$ 17,579.52	0.61%	\$ 2,287.61	\$ 2,428.90	6.18%
MGS-S Customer 11221	\$ 19,134.77	\$ 19,242.80	0.56%	\$ 2,366.91	\$ 2,509.29	6.02%
MGS-S Customer 11222	\$ 61,824.70	\$ 62,033.50	0.34%	\$ 6,936.84	\$ 7,144.79	3.00%
MGS-S Customer 11223	\$ 7,169.63	\$ 7,270.69	1.41%	\$ 2,050.06	\$ 2,187.89	6.72%
MGS-S Customer 11224	\$ 22,445.78	\$ 22,567.79	0.54%	\$ 2,998.53	\$ 3,149.82	5.05%
MGS-S Customer 11225	\$ 13,512.30	\$ 13,610.29	0.73%	\$ 1,912.03	\$ 2,047.96	7.11%
MGS-S Customer 11226	\$ 40,619.34	\$ 40,771.17	0.37%	\$ 4,351.69	\$ 4,522.44	3.92%
MGS-S Customer 11227	\$ 12,378.94	\$ 12,481.81	0.83%	\$ 2,134.13	\$ 2,273.28	6.52%
MGS-S Customer 11228	\$ 145,218.28	\$ 145,648.66	0.30%	\$ 16,570.86	\$ 17,043.33	2.85%
MGS-S Customer 11229	\$ 11,065.90	\$ 11,159.27	0.84%	\$ 1,703.13	\$ 1,836.08	7.81%
MGS-S Customer 11230	\$ 54,178.90	\$ 54,334.09	0.29%	\$ 4,501.36	\$ 4,674.18	3.84%
MGS-S Customer 11231	\$ 17,897.26	\$ 18,006.43	0.61%	\$ 2,418.73	\$ 2,561.88	5.92%
MGS-S Customer 11232	\$ 45,604.13	\$ 45,801.63	0.43%	\$ 6,420.45	\$ 6,620.75	3.12%
MGS-S Customer 11233	\$ 25,301.25	\$ 25,415.36	0.45%	\$ 2,641.82	\$ 2,788.13	5.54%
MGS-S Customer 11234	\$ 100,329.92	\$ 100,573.37	0.24%	\$ 8,508.27	\$ 8,738.78	2.71%
MGS-S Customer 11235	\$ 42,047.69	\$ 42,199.11	0.36%	\$ 4,334.29	\$ 4,504.90	3.94%
MGS-S Customer 11236	\$ 18,932.40	\$ 19,042.71	0.58%	\$ 2,469.78	\$ 2,613.64	5.82%
MGS-S Customer 11237	\$ 13,634.92	\$ 13,766.26	0.96%	\$ 3,277.41	\$ 3,479.42	6.16%

Internal Use

Customer	Bundled 8/23 Prices	Bundled 1/24 Prices	Bundled % Difference	Distribution 1/24 Prices	Distribution 8/24 Prices	Distribution % Difference
MGS-S Customer 11238	\$ 12,773.81	\$ 12,861.78	0.69%	\$ 2,045.91	\$ 2,158.58	5.51%
MGS-S Customer 11239	\$ 11,347.28	\$ 11,426.92	0.70%	\$ 1,668.47	\$ 1,775.73	6.43%
MGS-S Customer 11240	\$ 28,476.78	\$ 28,596.43	0.42%	\$ 2,891.24	\$ 3,040.98	5.18%
MGS-S Customer 11241	\$ 43,777.18	\$ 43,928.71	0.35%	\$ 4,339.37	\$ 4,510.06	3.93%
MGS-S Customer 11242	\$ 49,155.94	\$ 49,337.47	0.37%	\$ 5,697.24	\$ 5,887.20	3.33%
MGS-S Customer 11243	\$ 11,352.53	\$ 11,459.20	0.94%	\$ 2,304.47	\$ 2,445.93	6.14%
MGS-S Customer 11244	\$ 19,869.58	\$ 19,979.66	0.55%	\$ 2,459.72	\$ 2,603.43	5.84%
MGS-S Customer 11245	\$ 32,539.42	\$ 32,664.80	0.39%	\$ 3,745.96	\$ 3,883.24	3.66%
MGS-S Customer 11246	\$ 28,516.25	\$ 28,670.89	0.54%	\$ 4,477.68	\$ 4,650.16	3.85%
MGS-S Customer 11247	\$ 41,823.24	\$ 41,954.61	0.31%	\$ 3,424.15	\$ 3,581.62	4.60%
MGS-S Customer 11248	\$ 6,135.17	\$ 6,213.67	1.28%	\$ 1,028.69	\$ 1,151.94	11.98%
MGS-S Customer 11249	\$ 10,275.03	\$ 10,359.08	0.82%	\$ 1,872.34	\$ 1,982.82	5.90%
MGS-S Customer 11250	\$ 13,154.38	\$ 13,246.99	0.70%	\$ 2,260.36	\$ 2,376.37	5.13%
MGS-S Customer 11251	\$ 14,516.70	\$ 14,596.23	0.55%	\$ 1,663.17	\$ 1,770.33	6.44%
MGS-S Customer 11252	\$ 28,400.26	\$ 28,514.54	0.40%	\$ 2,650.22	\$ 2,796.69	5.53%
MGS-S Customer 11253	\$ 10,047.73	\$ 10,125.36	0.77%	\$ 1,579.31	\$ 1,685.42	6.72%
MGS-S Customer 11254	\$ 48,785.59	\$ 48,947.17	0.33%	\$ 4,795.03	\$ 4,972.24	3.70%
MGS-S Customer 11255	\$ 134,891.30	\$ 135,202.34	0.23%	\$ 11,564.15	\$ 11,837.82	2.37%
MGS-S Customer 11256	\$ 30,914.94	\$ 31,019.90	0.34%	\$ 2,816.19	\$ 2,939.89	4.39%
MGS-S Customer 11257	\$ 8,895.11	\$ 8,971.11	0.85%	\$ 1,506.72	\$ 1,611.91	6.98%
MGS-S Customer 11258	\$ 59,851.73	\$ 60,036.37	0.31%	\$ 5,830.90	\$ 6,022.28	3.28%
MGS-S Customer 11259	\$ 15,846.38	\$ 15,935.65	0.56%	\$ 2,104.35	\$ 2,217.78	5.39%
MGS-S Customer 11260	\$ 19,760.42	\$ 19,880.06	0.61%	\$ 2,890.79	\$ 3,040.53	5.18%
MGS-S Customer 11261	\$ 107,252.04	\$ 107,505.61	0.24%	\$ 8,961.55	\$ 9,198.18	2.64%
MGS-S Customer 11262	\$ 13,601.38	\$ 13,685.36	0.62%	\$ 1,864.14	\$ 1,974.14	5.90%
MGS-S Customer 11263	\$ 26,738.53	\$ 26,821.67	0.31%	\$ 1,828.07	\$ 1,937.68	6.00%
MGS-S Customer 11264	\$ 58,097.96	\$ 58,271.95	0.30%	\$ 5,353.60	\$ 5,538.53	3.45%
MGS-S Customer 11265	\$ 12,510.90	\$ 12,597.13	0.69%	\$ 1,967.46	\$ 2,079.02	5.67%
MGS-S Customer 11266	\$ 16,912.04	\$ 17,016.94	0.62%	\$ 2,225.85	\$ 2,366.30	6.31%
MGS-S Customer 11267	\$ 12,039.02	\$ 12,123.17	0.70%	\$ 1,871.48	\$ 1,981.57	5.88%
MGS-S Customer 11268	\$ 28,802.51	\$ 28,937.72	0.47%	\$ 3,599.36	\$ 3,759.45	4.45%
MGS-S Customer 11269	\$ 31,709.15	\$ 31,852.08	0.45%	\$ 3,945.53	\$ 4,110.28	4.18%
MGS-S Customer 11270	\$ 23,333.75	\$ 23,439.22	0.45%	\$ 2,841.33	\$ 2,965.52	4.37%
MGS-S Customer 11271	\$ 25,957.39	\$ 26,080.88	0.48%	\$ 3,068.32	\$ 3,220.81	4.97%
MGS-S Customer 11272	\$ 22,162.45	\$ 22,262.57	0.45%	\$ 2,599.26	\$ 2,720.01	4.65%
MGS-S Customer 11273	\$ 22,767.33	\$ 22,912.35	0.64%	\$ 4,044.15	\$ 4,211.61	4.14%
MGS-S Customer 11274	\$ 8,578.88	\$ 8,657.43	0.92%	\$ 1,617.73	\$ 1,724.17	6.58%
MGS-S Customer 11275	\$ 49,260.34	\$ 49,504.67	0.50%	\$ 8,533.10	\$ 8,767.82	2.75%
MGS-S Customer 11276	\$ 9,095.80	\$ 9,192.69	1.07%	\$ 1,861.30	\$ 1,996.41	7.26%
MGS-S Customer 11277	\$ 18,337.58	\$ 18,438.97	0.55%	\$ 2,067.64	\$ 2,205.89	6.69%

Internal Use

Customer	Bundled 8/23 Prices	Bundled 1/24 Prices	Bundled % Difference	Distribution 1/24 Prices	Distribution 8/24 Prices	Distribution % Difference
MGS-S Customer 11278	\$ 8,153.36	\$ 8,241.52	1.08%	\$ 1,468.50	\$ 1,598.21	8.83%
MGS-S Customer 11279	\$ 8,016.24	\$ 8,090.30	0.92%	\$ 1,414.60	\$ 1,518.19	7.32%
MGS-S Customer 11280	\$ 30,779.83	\$ 30,910.35	0.42%	\$ 3,384.59	\$ 3,541.45	4.63%
MGS-S Customer 11281	\$ 41,626.50	\$ 41,761.99	0.33%	\$ 3,610.65	\$ 3,770.80	4.44%
MGS-S Customer 11282	\$ 68,918.52	\$ 69,161.40	0.35%	\$ 8,464.79	\$ 8,697.79	2.75%
MGS-S Customer 11283	\$ 11,290.36	\$ 11,382.05	0.81%	\$ 1,625.81	\$ 1,757.59	8.11%
MGS-S Customer 11284	\$ 13,846.90	\$ 13,934.91	0.64%	\$ 2,052.78	\$ 2,165.86	5.51%
MGS-S Customer 11285	\$ 12,157.08	\$ 12,253.04	0.79%	\$ 1,820.70	\$ 1,955.33	7.39%
MGS-S Customer 11286	\$ 35,018.16	\$ 35,118.11	0.29%	\$ 2,588.66	\$ 2,709.06	4.65%
MGS-S Customer 11287	\$ 10,779.27	\$ 10,862.43	0.77%	\$ 1,829.23	\$ 1,938.88	5.99%
MGS-S Customer 11288	\$ 32,343.23	\$ 32,467.85	0.39%	\$ 3,117.99	\$ 3,271.07	4.91%
MGS-S Customer 11289	\$ 19,583.56	\$ 19,694.53	0.57%	\$ 2,500.06	\$ 2,644.37	5.77%
MGS-S Customer 11290	\$ 38,254.21	\$ 38,415.71	0.42%	\$ 4,793.85	\$ 4,971.21	3.70%
MGS-S Customer 11291	\$ 21,733.77	\$ 21,833.39	0.46%	\$ 1,984.82	\$ 2,121.69	6.90%
MGS-S Customer 11292	\$ 37,784.18	\$ 37,911.23	0.34%	\$ 3,228.25	\$ 3,382.94	4.79%
MGS-S Customer 11293	\$ 36,233.12	\$ 36,356.97	0.34%	\$ 3,083.98	\$ 3,236.64	4.95%
MGS-S Customer 11294	\$ 278,039.29	\$ 278,507.36	0.17%	\$ 18,662.92	\$ 19,046.35	2.05%
MGS-S Customer 11295	\$ 35,134.47	\$ 35,273.93	0.40%	\$ 3,793.50	\$ 3,956.45	4.30%
MGS-S Customer 11296	\$ 28,841.13	\$ 28,971.94	0.45%	\$ 3,400.03	\$ 3,557.25	4.62%
MGS-S Customer 11297	\$ 35,216.22	\$ 35,346.61	0.37%	\$ 3,381.84	\$ 3,538.85	4.64%
MGS-S Customer 11298	\$ 11,897.42	\$ 11,991.19	0.79%	\$ 1,721.48	\$ 1,854.72	7.74%
MGS-S Customer 11299	\$ 6,873.66	\$ 6,957.72	1.22%	\$ 1,280.50	\$ 1,407.36	9.91%
MGS-S Customer 11300	\$ 13,867.91	\$ 13,960.14	0.67%	\$ 2,243.40	\$ 2,359.20	5.16%
MGS-S Customer 11301	\$ 20,112.58	\$ 20,201.63	0.44%	\$ 2,092.64	\$ 2,205.83	5.41%
MGS-S Customer 11302	\$ 11,884.47	\$ 11,962.12	0.65%	\$ 1,578.69	\$ 1,684.71	6.72%
MGS-S Customer 11303	\$ 10,365.02	\$ 10,464.11	0.96%	\$ 1,962.38	\$ 2,099.02	6.96%
MGS-S Customer 11304	\$ 13,353.00	\$ 13,436.38	0.62%	\$ 1,835.07	\$ 1,944.51	5.96%
MGS-S Customer 11305	\$ 24,174.31	\$ 24,308.61	0.56%	\$ 3,557.70	\$ 3,717.15	4.48%
MGS-S Customer 11306	\$ 41,058.32	\$ 41,252.38	0.47%	\$ 6,203.85	\$ 6,419.93	3.48%
MGS-S Customer 11307	\$ 12,751.47	\$ 12,844.27	0.73%	\$ 1,676.01	\$ 1,808.49	7.90%
MGS-S Customer 11308	\$ 15,932.84	\$ 16,023.02	0.57%	\$ 2,145.56	\$ 2,259.59	5.31%
MGS-S Customer 11309	\$ 12,503.09	\$ 12,585.38	0.66%	\$ 1,791.60	\$ 1,900.86	6.10%
MGS-S Customer 11310	\$ 60,134.35	\$ 60,315.07	0.30%	\$ 5,655.64	\$ 5,844.67	3.34%
MGS-S Customer 11311	\$ 48,637.11	\$ 48,831.12	0.40%	\$ 6,267.26	\$ 6,465.69	3.17%
MGS-S Customer 11312	\$ 6,764.22	\$ 6,836.91	1.07%	\$ 1,355.50	\$ 1,458.46	7.60%
MGS-S Customer 11313	\$ 6,787.94	\$ 6,859.01	1.05%	\$ 1,280.90	\$ 1,382.67	7.95%
MGS-S Customer 11314	\$ 25,692.66	\$ 25,818.51	0.49%	\$ 3,175.76	\$ 3,329.81	4.85%
MGS-S Customer 11315	\$ 13,213.34	\$ 13,295.12	0.62%	\$ 1,765.45	\$ 1,874.09	6.15%
MGS-S Customer 11316	\$ 43,363.44	\$ 43,500.44	0.32%	\$ 4,267.84	\$ 4,412.26	3.38%
MGS-S Customer 11317	\$ 9,917.15	\$ 10,008.01	0.92%	\$ 1,588.39	\$ 1,719.63	8.26%

Internal Use

Customer	Bundled 8/23 Prices	Bundled 1/24 Prices	Bundled % Difference	Distribution 1/24 Prices	Distribution 8/24 Prices	Distribution % Difference
MGS-S Customer 11318	\$ 15,290.49	\$ 15,373.99	0.55%	\$ 1,843.59	\$ 1,953.37	5.95%
MGS-S Customer 11319	\$ 6,336.52	\$ 6,409.78	1.16%	\$ 1,381.24	\$ 1,484.54	7.48%
MGS-S Customer 11320	\$ 33,708.18	\$ 33,879.16	0.51%	\$ 5,007.90	\$ 5,256.52	4.96%
MGS-S Customer 11321	\$ 82,256.84	\$ 82,448.83	0.23%	\$ 6,173.08	\$ 6,369.99	3.19%
MGS-S Customer 11322	\$ 12,380.21	\$ 12,482.26	0.82%	\$ 2,094.95	\$ 2,233.38	6.61%
MGS-S Customer 11323	\$ 9,886.96	\$ 9,959.33	0.73%	\$ 1,338.48	\$ 1,441.02	7.66%
MGS-S Customer 11324	\$ 19,632.23	\$ 19,740.68	0.55%	\$ 2,386.21	\$ 2,528.89	5.98%
MGS-S Customer 11325	\$ 6,442.91	\$ 6,542.97	1.55%	\$ 2,004.03	\$ 2,141.10	6.84%
MGS-S Customer 11326	\$ 1,967.06	\$ 2,031.30	3.27%	\$ 968.79	\$ 1,065.93	10.03%
MGS-S Customer 11327	\$ 15,720.62	\$ 15,827.94	0.68%	\$ 2,336.43	\$ 2,478.50	6.08%
MGS-S Customer 11328	\$ 4,127.19	\$ 4,181.91	1.33%	\$ 538.56	\$ 629.64	16.91%
MGS-S Customer 11329	\$ 13,172.17	\$ 13,273.37	0.77%	\$ 2,056.49	\$ 2,194.39	6.71%
MGS-S Customer 11330	\$ 26,633.86	\$ 26,755.26	0.46%	\$ 2,975.04	\$ 3,126.28	5.08%
MGS-S Customer 11331	\$ 10,631.34	\$ 10,716.01	0.80%	\$ 1,894.24	\$ 2,004.61	5.83%
MGS-S Customer 11332	\$ 20,449.82	\$ 20,564.64	0.56%	\$ 2,675.46	\$ 2,822.34	5.49%
MGS-S Customer 11333	\$ 9,292.59	\$ 9,387.22	1.02%	\$ 1,761.46	\$ 1,895.33	7.60%
MGS-S Customer 11334	\$ 11,063.82	\$ 11,159.32	0.86%	\$ 1,798.53	\$ 1,932.78	7.46%
MGS-S Customer 11335	\$ 19,511.28	\$ 19,635.66	0.64%	\$ 3,107.38	\$ 3,260.33	4.92%
MGS-S Customer 11336	\$ 9,521.97	\$ 9,602.68	0.85%	\$ 1,718.27	\$ 1,826.34	6.29%
MGS-S Customer 11337	\$ 5,487.07	\$ 5,559.40	1.32%	\$ 1,337.29	\$ 1,439.86	7.67%
MGS-S Customer 11338	\$ 6,585.21	\$ 6,661.76	1.16%	\$ 1,529.42	\$ 1,634.76	6.89%
MGS-S Customer 11339	\$ 11,547.75	\$ 11,640.51	0.80%	\$ 2,264.45	\$ 2,380.34	5.12%
MGS-S Customer 11340	\$ 6,217.56	\$ 6,293.54	1.22%	\$ 1,504.34	\$ 1,609.37	6.98%
MGS-S Customer 11341	\$ 10,046.60	\$ 10,133.70	0.87%	\$ 2,007.87	\$ 2,120.10	5.59%
MGS-S Customer 11342	\$ 89,458.57	\$ 89,742.62	0.32%	\$ 10,339.20	\$ 10,595.26	2.48%
MGS-S Customer 11343	\$ 21,829.66	\$ 21,948.51	0.54%	\$ 2,858.38	\$ 3,007.86	5.23%
MGS-S Customer 11344	\$ 132,972.33	\$ 133,292.54	0.24%	\$ 11,991.04	\$ 12,271.64	2.34%
MGS-S Customer 11345	\$ 9,661.77	\$ 9,790.77	1.34%	\$ 3,323.54	\$ 3,480.08	4.71%
MGS-S Customer 11346	\$ 44,014.15	\$ 44,172.21	0.36%	\$ 4,632.86	\$ 4,807.59	3.77%
MGS-S Customer 11347	\$ 11,590.85	\$ 11,689.19	0.85%	\$ 1,927.29	\$ 2,063.40	7.06%
MGS-S Customer 11348	\$ 143,252.44	\$ 143,643.72	0.27%	\$ 15,109.61	\$ 15,468.55	2.38%
MGS-S Customer 11349	\$ 139,585.09	\$ 139,904.35	0.23%	\$ 11,931.70	\$ 12,216.42	2.39%
MGS-S Customer 11350	\$ 129,968.60	\$ 130,294.18	0.25%	\$ 12,229.19	\$ 12,512.80	2.32%
MGS-S Customer 11351	\$ 154,007.29	\$ 154,372.65	0.24%	\$ 14,039.31	\$ 14,350.62	2.22%
MGS-S Customer 11352	\$ 123,534.57	\$ 123,831.94	0.24%	\$ 10,941.44	\$ 11,210.02	2.45%
MGS-S Customer 11353	\$ 150,351.90	\$ 150,742.46	0.26%	\$ 15,105.63	\$ 15,457.25	2.33%
MGS-S Customer 11354	\$ 2,416.43	\$ 2,492.28	3.14%	\$ 907.59	\$ 1,029.06	13.38%
MGS-S Customer 11355	\$ 4,957.98	\$ 5,037.98	1.61%	\$ 1,096.14	\$ 1,220.32	11.33%
MGS-S Customer 11356	\$ 7,958.84	\$ 8,035.36	0.96%	\$ 1,528.30	\$ 1,633.64	6.89%
MGS-S Customer 11357	\$ 1,125.71	\$ 1,198.00	6.42%	\$ 746.60	\$ 865.81	15.97%

Internal Use

Customer	Bundled 8/23 Prices	Bundled 1/24 Prices	Bundled % Difference	Distribution 1/24 Prices	Distribution 8/24 Prices	Distribution % Difference
MGS-S Customer 11358	\$ 6,438.04	\$ 6,522.11	1.31%	\$ 1,280.13	\$ 1,406.93	9.91%
MGS-S Customer 11359	\$ 21,178.24	\$ 21,270.69	0.44%	\$ 2,249.15	\$ 2,364.72	5.14%
MGS-S Customer 11360	\$ 2,933.46	\$ 3,008.83	2.57%	\$ 886.44	\$ 1,007.64	13.67%
MGS-S Customer 11361	\$ 2,627.34	\$ 2,687.03	2.27%	\$ 762.91	\$ 857.15	12.35%
MGS-S Customer 11362	\$ 2,742.91	\$ 2,822.10	2.89%	\$ 1,059.58	\$ 1,183.26	11.67%
MGS-S Customer 11363	\$ 11,823.08	\$ 11,904.44	0.69%	\$ 1,156.44	\$ 1,281.42	10.81%
MGS-S Customer 11364	\$ 44,292.51	\$ 44,457.65	0.37%	\$ 4,953.43	\$ 5,132.70	3.62%
MGS-S Customer 11365	\$ 11,105.92	\$ 11,202.81	0.87%	\$ 1,862.54	\$ 1,997.74	7.26%
MGS-S Customer 11366	\$ 483.84	\$ 538.56	11.31%	\$ 538.56	\$ 629.64	16.91%
MGS-S Customer 11367	\$ 11,918.27	\$ 12,010.09	0.77%	\$ 1,630.95	\$ 1,762.92	8.09%
MGS-S Customer 11368	\$ 533.01	\$ 587.99	10.32%	\$ 550.59	\$ 641.84	16.57%
MGS-S Customer 11369	\$ 2,463.86	\$ 2,538.94	3.05%	\$ 872.80	\$ 993.78	13.86%
MGS-S Customer 11370	\$ 5,919.83	\$ 6,009.41	1.51%	\$ 1,528.94	\$ 1,659.26	8.52%
MGS-S Customer 11371	\$ 18,318.01	\$ 18,453.51	0.74%	\$ 3,611.92	\$ 3,772.13	4.44%
MGS-S Customer 11372	\$ 3,576.02	\$ 3,656.87	2.26%	\$ 1,135.00	\$ 1,259.79	10.99%
MGS-S Customer 11373	\$ 635.22	\$ 706.54	11.23%	\$ 702.83	\$ 821.41	16.87%
MGS-S Customer 11374	\$ 19,476.61	\$ 19,563.53	0.45%	\$ 1,997.79	\$ 2,109.73	5.60%
MGS-S Customer 11375	\$ 137,233.48	\$ 137,519.03	0.21%	\$ 10,412.73	\$ 10,670.19	2.47%
MGS-S Customer 11376	\$ 106,007.35	\$ 106,244.79	0.22%	\$ 8,240.43	\$ 8,467.44	2.75%
MGS-S Customer 11377	\$ 100,587.00	\$ 100,823.53	0.24%	\$ 8,191.19	\$ 8,416.93	2.76%
MGS-S Customer 11378	\$ 88,865.08	\$ 89,079.54	0.24%	\$ 7,187.87	\$ 7,399.02	2.94%
MGS-S Customer 11379	\$ 3,167.66	\$ 3,245.37	2.45%	\$ 993.65	\$ 1,116.46	12.36%
MGS-S Customer 11380	\$ 824.71	\$ 897.17	8.79%	\$ 754.37	\$ 873.71	15.82%
MGS-S Customer 11381	\$ 5,459.75	\$ 5,548.13	1.62%	\$ 1,476.59	\$ 1,606.27	8.78%
MGS-S Customer 11382	\$ 34,652.92	\$ 34,798.48	0.42%	\$ 4,070.47	\$ 4,237.44	4.10%
MGS-S Customer 11383	\$ 7,864.07	\$ 7,936.86	0.93%	\$ 1,359.01	\$ 1,461.94	7.57%
MGS-S Customer 11384	\$ 31,280.40	\$ 31,410.56	0.42%	\$ 3,369.99	\$ 3,526.75	4.65%
MGS-S Customer 11385	\$ 56,478.58	\$ 56,635.04	0.28%	\$ 4,560.85	\$ 4,734.57	3.81%
MGS-S Customer 11386	\$ 103,438.44	\$ 103,685.36	0.24%	\$ 8,660.27	\$ 8,892.56	2.68%
MGS-S Customer 11387	\$ 1,510.91	\$ 1,584.42	4.87%	\$ 802.08	\$ 922.06	14.96%
MGS-S Customer 11388	\$ 2,441.83	\$ 2,517.20	3.09%	\$ 885.87	\$ 1,007.04	13.68%
MGS-S Customer 11389	\$ 2,471.02	\$ 2,545.84	3.03%	\$ 861.27	\$ 982.09	14.03%
MGS-S Customer 11390	\$ 2,879.36	\$ 2,956.76	2.69%	\$ 960.44	\$ 1,088.23	13.31%
MGS-S Customer 11391	\$ 3,003.49	\$ 3,078.52	2.50%	\$ 870.71	\$ 991.69	13.89%
MGS-S Customer 11392	\$ 5,564.39	\$ 5,645.64	1.46%	\$ 1,152.51	\$ 1,277.50	10.85%
MGS-S Customer 11393	\$ 3,020.68	\$ 3,099.39	2.61%	\$ 1,036.96	\$ 1,160.25	11.89%
MGS-S Customer 11394	\$ 2,087.67	\$ 2,161.34	3.53%	\$ 808.99	\$ 929.07	14.84%
MGS-S Customer 11395	\$ 1,235.09	\$ 1,308.89	5.98%	\$ 816.25	\$ 936.50	14.73%
MGS-S Customer 11396	\$ 73,198.00	\$ 73,414.89	0.30%	\$ 7,187.42	\$ 7,430.82	3.39%
MGS-S Customer 11397	\$ 2,061.82	\$ 2,137.88	3.69%	\$ 917.14	\$ 1,038.74	13.26%

Internal Use

Customer	Bundled 8/23 Prices	Bundled 1/24 Prices	Bundled % Difference	Distribution 1/24 Prices	Distribution 8/24 Prices	Distribution % Difference
MGS-S Customer 11398	\$ 8,900.69	\$ 8,987.65	0.98%	\$ 1,411.48	\$ 1,540.17	9.12%
MGS-S Customer 11399	\$ 8,793.82	\$ 8,880.89	0.99%	\$ 1,414.33	\$ 1,542.94	9.09%
MGS-S Customer 11400	\$ 657.59	\$ 729.01	10.86%	\$ 707.32	\$ 825.97	16.77%
MGS-S Customer 11401	\$ 3,635.73	\$ 3,714.78	2.17%	\$ 1,054.28	\$ 1,177.98	11.73%
MGS-S Customer 11402	\$ 5,213.74	\$ 5,294.12	1.54%	\$ 1,112.16	\$ 1,236.51	11.18%
MGS-S Customer 11403	\$ 1,358.05	\$ 1,432.09	5.45%	\$ 825.59	\$ 945.90	14.57%
MGS-S Customer 11404	\$ 971.73	\$ 1,043.73	7.41%	\$ 733.64	\$ 852.66	16.22%
MGS-S Customer 11405	\$ 1,773.86	\$ 1,847.76	4.17%	\$ 819.18	\$ 939.40	14.68%
MGS-S Customer 11406	\$ 2,512.53	\$ 2,588.96	3.04%	\$ 934.67	\$ 1,056.60	13.05%
MGS-S Customer 11407	\$ 6,049.41	\$ 6,133.57	1.39%	\$ 1,284.87	\$ 1,411.78	9.88%
MGS-S Customer 11408	\$ 646.19	\$ 701.46	8.55%	\$ 563.46	\$ 654.89	16.23%
MGS-S Customer 11409	\$ 3,820.04	\$ 3,898.03	2.04%	\$ 1,004.44	\$ 1,127.29	12.23%
MGS-S Customer 11410	\$ 2,966.62	\$ 3,047.22	2.72%	\$ 1,124.43	\$ 1,249.09	11.09%
MGS-S Customer 11411	\$ 2,522.60	\$ 2,606.85	3.34%	\$ 1,287.63	\$ 1,414.49	9.85%
MGS-S Customer 11412	\$ 1,042.13	\$ 1,114.25	6.92%	\$ 739.32	\$ 858.43	16.11%
MGS-S Customer 11413	\$ 5,341.50	\$ 5,424.86	1.56%	\$ 1,248.37	\$ 1,374.72	10.12%
MGS-S Customer 11414	\$ 1,247.68	\$ 1,322.59	6.00%	\$ 865.05	\$ 985.92	13.97%
MGS-S Customer 11415	\$ 1,956.95	\$ 2,032.58	3.86%	\$ 897.84	\$ 1,019.19	13.52%
MGS-S Customer 11416	\$ 1,054.84	\$ 1,127.42	6.88%	\$ 760.13	\$ 879.54	15.71%
MGS-S Customer 11417	\$ 2,701.86	\$ 2,779.54	2.88%	\$ 991.77	\$ 1,114.51	12.38%
MGS-S Customer 11418	\$ 9,590.88	\$ 9,664.51	0.77%	\$ 1,396.00	\$ 1,499.35	7.40%
MGS-S Customer 11419	\$ 824.72	\$ 896.71	8.73%	\$ 732.85	\$ 851.86	16.24%
MGS-S Customer 11420	\$ 31,033.56	\$ 31,170.86	0.44%	\$ 3,695.55	\$ 3,857.12	4.37%
MGS-S Customer 11421	\$ 555.15	\$ 610.21	9.92%	\$ 553.57	\$ 644.86	16.49%
MGS-S Customer 11422	\$ 10,467.05	\$ 10,546.49	0.76%	\$ 1,659.33	\$ 1,766.47	6.46%
MGS-S Customer 11423	\$ 983.84	\$ 1,057.52	7.49%	\$ 807.49	\$ 928.12	14.94%
MGS-S Customer 11424	\$ 2,693.27	\$ 2,771.35	2.90%	\$ 1,009.98	\$ 1,133.01	12.18%
MGS-S Customer 11425	\$ 723.81	\$ 779.41	7.68%	\$ 578.35	\$ 670.00	15.85%
MGS-S Customer 11426	\$ 2,211.85	\$ 2,288.11	3.45%	\$ 927.78	\$ 1,049.65	13.14%
MGS-S Customer 11427	\$ 7,905.75	\$ 8,000.83	1.20%	\$ 1,778.85	\$ 1,914.70	7.64%
MGS-S Customer 11428	\$ 8,000.51	\$ 8,087.61	1.09%	\$ 1,415.97	\$ 1,544.60	9.08%
MGS-S Customer 11429	\$ 7,448.32	\$ 7,533.53	1.14%	\$ 1,332.49	\$ 1,460.09	9.58%
MGS-S Customer 11430	\$ 3,012.26	\$ 3,076.68	2.14%	\$ 983.06	\$ 1,080.85	9.95%
MGS-S Customer 11431	\$ 2,187.88	\$ 2,249.17	2.80%	\$ 836.71	\$ 932.07	11.40%
MGS-S Customer 11432	\$ 895.10	\$ 968.52	8.20%	\$ 799.08	\$ 919.12	15.02%
MGS-S Customer 11433	\$ 970.18	\$ 1,042.90	7.50%	\$ 766.05	\$ 885.52	15.60%
MGS-S Customer 11434	\$ 1,568.83	\$ 1,643.27	4.74%	\$ 843.43	\$ 964.00	14.30%
MGS-S Customer 11435	\$ 803.63	\$ 875.97	9.00%	\$ 748.75	\$ 867.98	15.92%
MGS-S Customer 11436	\$ 755.88	\$ 827.67	9.50%	\$ 724.00	\$ 842.88	16.42%
MGS-S Customer 11437	\$ 675.91	\$ 747.51	10.59%	\$ 715.25	\$ 834.01	16.60%

Internal Use

Customer	Bundled 8/23 Prices	Bundled 1/24 Prices	Bundled % Difference	Distribution 1/24 Prices	Distribution 8/24 Prices	Distribution % Difference
MGS-S Customer 11438	\$ 1,248.22	\$ 1,323.21	6.01%	\$ 868.63	\$ 989.55	13.92%
MGS-S Customer 11439	\$ 7,772.25	\$ 7,858.40	1.11%	\$ 1,372.98	\$ 1,501.01	9.32%
MGS-S Customer 11440	\$ 941.36	\$ 997.01	5.91%	\$ 580.61	\$ 672.28	15.79%
MGS-S Customer 11441	\$ 659.39	\$ 730.84	10.84%	\$ 708.84	\$ 827.51	16.74%
MGS-S Customer 11442	\$ 484.90	\$ 539.63	11.29%	\$ 538.91	\$ 629.99	16.90%
MGS-S Customer 11443	\$ 701.96	\$ 773.67	10.22%	\$ 720.12	\$ 838.95	16.50%
MGS-S Customer 11444	\$ 709.05	\$ 780.33	10.05%	\$ 701.04	\$ 819.60	16.91%
MGS-S Customer 11445	\$ 30,066.46	\$ 30,238.14	0.57%	\$ 5,250.26	\$ 5,433.80	3.50%

Total						11,445
Number of customers with						9,122
% of customers with impac						80%
(16.88% RY1, 8.91% RY2,						

MGS-S Customer 1 \$ -

**Stipulation
 Attachment 18
 Docket No. 2022-00152**

Customer	Delivery 1/24 Prices	Delivery 8/24 Prices	Delivery % Difference	Bundled 1/24 Prices	Bundled 8/24 Prices	Bundled % Difference	Distribution 8/24 Prices	Distribution 1/25 Prices
MGS-S Customer 1	\$ 27,501.30	\$ 27,767.68	0.97%	\$ 99,862.19	\$ 100,128.57	0.27%	\$ 9,612.10	\$ 9,869.93
MGS-S Customer 2	\$ 10,298.28	\$ 10,459.97	1.57%	\$ 39,586.34	\$ 39,748.03	0.41%	\$ 3,872.83	\$ 4,004.13
MGS-S Customer 3	\$ 4,399.27	\$ 4,534.65	3.08%	\$ 13,567.79	\$ 13,703.17	1.00%	\$ 2,010.75	\$ 2,087.88
MGS-S Customer 4	\$ 8,014.11	\$ 8,165.60	1.89%	\$ 30,492.06	\$ 30,643.55	0.50%	\$ 3,148.68	\$ 3,254.15
MGS-S Customer 5	\$ 8,875.12	\$ 9,030.49	1.75%	\$ 33,039.60	\$ 33,194.97	0.47%	\$ 3,425.85	\$ 3,543.64
MGS-S Customer 6	\$ 11,185.66	\$ 11,351.55	1.48%	\$ 41,543.23	\$ 41,709.12	0.40%	\$ 4,169.09	\$ 4,305.61
MGS-S Customer 7	\$ 17,210.02	\$ 17,375.63	0.96%	\$ 65,429.29	\$ 65,594.90	0.25%	\$ 5,923.03	\$ 6,147.22
MGS-S Customer 8	\$ 9,633.43	\$ 9,793.04	1.66%	\$ 22,056.18	\$ 22,215.79	0.72%	\$ 3,740.30	\$ 3,898.66
MGS-S Customer 9	\$ 20,655.70	\$ 20,863.61	1.01%	\$ 81,370.84	\$ 81,578.75	0.26%	\$ 7,153.77	\$ 7,400.69
MGS-S Customer 10	\$ 5,674.56	\$ 5,788.82	2.01%	\$ 18,954.51	\$ 19,068.77	0.60%	\$ 2,274.44	\$ 2,362.26
MGS-S Customer 11	\$ 10,367.75	\$ 10,530.61	1.57%	\$ 30,793.52	\$ 30,956.38	0.53%	\$ 3,956.58	\$ 4,091.83
MGS-S Customer 12	\$ 26,461.29	\$ 26,692.40	0.87%	\$ 130,432.09	\$ 130,663.20	0.18%	\$ 8,806.61	\$ 9,124.34
MGS-S Customer 13	\$ 3,660.18	\$ 3,765.58	2.88%	\$ 9,694.56	\$ 9,799.96	1.09%	\$ 1,644.59	\$ 1,709.64
MGS-S Customer 14	\$ 4,414.68	\$ 4,550.09	3.07%	\$ 11,850.96	\$ 11,986.37	1.14%	\$ 2,018.26	\$ 2,108.27
MGS-S Customer 15	\$ 11,971.56	\$ 12,155.76	1.54%	\$ 37,758.58	\$ 37,942.78	0.49%	\$ 4,561.43	\$ 4,707.68
MGS-S Customer 16	\$ 5,053.68	\$ 5,165.78	2.22%	\$ 9,433.29	\$ 9,545.39	1.19%	\$ 2,122.60	\$ 2,209.66
MGS-S Customer 17	\$ 13,902.26	\$ 14,081.12	1.29%	\$ 43,670.23	\$ 43,849.09	0.41%	\$ 5,090.06	\$ 5,259.58
MGS-S Customer 18	\$ 12,143.24	\$ 12,313.00	1.40%	\$ 47,884.91	\$ 48,054.67	0.35%	\$ 4,448.03	\$ 4,603.98
MGS-S Customer 19	\$ 3,659.39	\$ 3,791.63	3.61%	\$ 10,805.90	\$ 10,938.14	1.22%	\$ 1,782.46	\$ 1,841.56
MGS-S Customer 20	\$ 5,263.69	\$ 5,403.52	2.66%	\$ 11,606.24	\$ 11,746.07	1.20%	\$ 2,324.41	\$ 2,409.58
MGS-S Customer 21	\$ 4,650.47	\$ 4,787.10	2.94%	\$ 13,901.60	\$ 14,038.23	0.98%	\$ 2,097.33	\$ 2,174.47
MGS-S Customer 22	\$ 8,229.06	\$ 8,354.89	1.53%	\$ 27,463.18	\$ 27,589.01	0.46%	\$ 3,095.66	\$ 3,212.88
MGS-S Customer 23	\$ 7,716.99	\$ 7,839.94	1.59%	\$ 29,283.34	\$ 29,406.29	0.42%	\$ 2,897.13	\$ 3,019.87
MGS-S Customer 24	\$ 9,010.53	\$ 9,165.97	1.73%	\$ 36,651.71	\$ 36,807.15	0.42%	\$ 3,436.74	\$ 3,569.18
MGS-S Customer 25	\$ 915.05	\$ 1,034.56	13.06%	\$ 1,225.85	\$ 1,345.36	9.75%	\$ 888.14	\$ 935.02
MGS-S Customer 26	\$ 3,142.46	\$ 3,272.11	4.13%	\$ 9,375.89	\$ 9,505.54	1.38%	\$ 1,604.68	\$ 1,669.99
MGS-S Customer 27	\$ 7,235.67	\$ 7,384.27	2.05%	\$ 19,474.45	\$ 19,623.05	0.76%	\$ 2,948.47	\$ 3,057.22
MGS-S Customer 28	\$ 6,825.84	\$ 6,972.36	2.15%	\$ 19,108.96	\$ 19,255.48	0.77%	\$ 2,804.07	\$ 2,915.20
MGS-S Customer 29	\$ 727.15	\$ 845.71	16.30%	\$ 2,006.90	\$ 2,125.46	5.91%	\$ 819.60	\$ 861.98
MGS-S Customer 30	\$ 5,236.86	\$ 5,376.18	2.66%	\$ 15,685.13	\$ 15,824.45	0.89%	\$ 2,288.10	\$ 2,370.64
MGS-S Customer 31	\$ 45,261.45	\$ 45,580.29	0.70%	\$ 167,587.56	\$ 167,906.40	0.19%	\$ 15,032.56	\$ 15,564.34
MGS-S Customer 32	\$ 10,963.18	\$ 11,127.33	1.50%	\$ 47,417.86	\$ 47,582.01	0.35%	\$ 4,047.91	\$ 4,185.47
MGS-S Customer 33	\$ 3,150.72	\$ 3,253.03	3.25%	\$ 15,421.27	\$ 15,523.58	0.66%	\$ 1,426.81	\$ 1,487.84
MGS-S Customer 34	\$ 11,235.12	\$ 11,401.03	1.48%	\$ 44,778.36	\$ 44,944.27	0.37%	\$ 4,167.48	\$ 4,299.18
MGS-S Customer 35	\$ 18,660.91	\$ 18,833.27	0.92%	\$ 68,251.34	\$ 68,423.70	0.25%	\$ 6,402.62	\$ 6,644.88
MGS-S Customer 36	\$ 9,548.80	\$ 9,681.18	1.39%	\$ 31,860.49	\$ 31,992.87	0.42%	\$ 3,545.16	\$ 3,645.38
MGS-S Customer 37	\$ 5,361.13	\$ 5,500.82	2.61%	\$ 15,657.43	\$ 15,797.12	0.89%	\$ 2,320.77	\$ 2,418.01

Internal Use

Customer	Delivery 1/24 Prices	Delivery 8/24 Prices	Delivery % Difference	Bundled 1/24 Prices	Bundled 8/24 Prices	Bundled % Difference	Distribution 8/24 Prices	Distribution 1/25 Prices
MGS-S Customer 38	\$ 2,427.55	\$ 2,554.43	5.23%	\$ 3,670.74	\$ 3,797.62	3.46%	\$ 1,404.31	\$ 1,453.83
MGS-S Customer 39	\$ 3,046.21	\$ 3,176.04	4.26%	\$ 5,066.39	\$ 5,196.22	2.56%	\$ 1,611.25	\$ 1,663.62
MGS-S Customer 40	\$ 6,881.83	\$ 7,002.66	1.76%	\$ 13,259.91	\$ 13,380.74	0.91%	\$ 2,736.59	\$ 2,831.60
MGS-S Customer 41	\$ 3,847.06	\$ 3,980.05	3.46%	\$ 7,557.20	\$ 7,690.19	1.76%	\$ 1,848.90	\$ 1,937.35
MGS-S Customer 42	\$ 4,470.48	\$ 4,579.59	2.44%	\$ 11,932.93	\$ 12,042.04	0.91%	\$ 1,908.18	\$ 1,982.77
MGS-S Customer 43	\$ 1,404.72	\$ 1,499.77	6.77%	\$ 1,406.78	\$ 1,501.83	6.76%	\$ 915.51	\$ 966.69
MGS-S Customer 44	\$ 3,960.70	\$ 4,067.07	2.69%	\$ 12,717.87	\$ 12,824.24	0.84%	\$ 1,718.41	\$ 1,797.73
MGS-S Customer 45	\$ 2,898.30	\$ 3,000.44	3.52%	\$ 6,426.76	\$ 6,528.90	1.59%	\$ 1,409.82	\$ 1,459.74
MGS-S Customer 46	\$ 3,133.30	\$ 3,236.87	3.31%	\$ 5,052.93	\$ 5,156.50	2.05%	\$ 1,507.06	\$ 1,551.49
MGS-S Customer 47	\$ 2,487.69	\$ 2,588.02	4.03%	\$ 5,182.94	\$ 5,283.27	1.94%	\$ 1,279.83	\$ 1,321.33
MGS-S Customer 48	\$ 6,058.19	\$ 6,173.95	1.91%	\$ 22,749.03	\$ 22,864.79	0.51%	\$ 2,380.27	\$ 2,472.11
MGS-S Customer 49	\$ 11,665.84	\$ 11,832.46	1.43%	\$ 52,588.80	\$ 52,755.42	0.32%	\$ 4,234.85	\$ 4,404.63
MGS-S Customer 50	\$ 5,788.23	\$ 5,930.24	2.45%	\$ 20,970.56	\$ 21,112.57	0.68%	\$ 2,465.22	\$ 2,523.14
MGS-S Customer 51	\$ 10,550.32	\$ 10,686.82	1.29%	\$ 37,056.63	\$ 37,193.13	0.37%	\$ 3,844.24	\$ 3,968.38
MGS-S Customer 52	\$ 11,566.95	\$ 11,736.03	1.46%	\$ 28,569.38	\$ 28,738.46	0.59%	\$ 4,393.42	\$ 4,533.15
MGS-S Customer 53	\$ 12,999.78	\$ 13,146.68	1.13%	\$ 49,664.71	\$ 49,811.61	0.30%	\$ 4,589.66	\$ 4,755.43
MGS-S Customer 54	\$ 2,100.57	\$ 2,199.22	4.70%	\$ 4,157.32	\$ 4,255.97	2.37%	\$ 1,157.75	\$ 1,189.40
MGS-S Customer 55	\$ 1,716.13	\$ 1,813.00	5.64%	\$ 3,206.13	\$ 3,303.00	3.02%	\$ 1,031.94	\$ 1,059.02
MGS-S Customer 56	\$ 2,335.98	\$ 2,435.80	4.27%	\$ 4,283.03	\$ 4,382.85	2.33%	\$ 1,240.01	\$ 1,271.92
MGS-S Customer 57	\$ 2,547.78	\$ 2,648.64	3.96%	\$ 5,747.16	\$ 5,848.02	1.75%	\$ 1,309.47	\$ 1,335.22
MGS-S Customer 58	\$ 7,644.61	\$ 7,794.58	1.96%	\$ 25,744.89	\$ 25,894.86	0.58%	\$ 3,045.87	\$ 3,158.45
MGS-S Customer 59	\$ 6,701.74	\$ 6,847.46	2.17%	\$ 22,044.15	\$ 22,189.87	0.66%	\$ 2,745.00	\$ 2,848.93
MGS-S Customer 60	\$ 11,891.72	\$ 12,061.02	1.42%	\$ 40,850.70	\$ 41,020.00	0.41%	\$ 4,413.52	\$ 4,563.40
MGS-S Customer 61	\$ 4,390.75	\$ 4,525.88	3.08%	\$ 13,323.20	\$ 13,458.33	1.01%	\$ 1,999.28	\$ 2,089.40
MGS-S Customer 62	\$ 6,509.12	\$ 6,653.57	2.22%	\$ 22,102.80	\$ 22,247.25	0.65%	\$ 2,663.61	\$ 2,783.83
MGS-S Customer 63	\$ 8,912.00	\$ 9,067.13	1.74%	\$ 33,457.89	\$ 33,613.02	0.46%	\$ 3,418.24	\$ 3,558.62
MGS-S Customer 64	\$ 6,365.95	\$ 6,510.05	2.26%	\$ 20,518.19	\$ 20,662.29	0.70%	\$ 2,633.44	\$ 2,741.79
MGS-S Customer 65	\$ 8,117.03	\$ 8,242.02	1.54%	\$ 28,930.27	\$ 29,055.26	0.43%	\$ 3,040.29	\$ 3,164.29
MGS-S Customer 66	\$ 17,726.83	\$ 17,921.79	1.10%	\$ 75,781.91	\$ 75,976.87	0.26%	\$ 6,215.39	\$ 6,386.91
MGS-S Customer 67	\$ 3,308.91	\$ 3,412.76	3.14%	\$ 9,793.83	\$ 9,897.68	1.06%	\$ 1,530.40	\$ 1,581.56
MGS-S Customer 68	\$ 5,667.06	\$ 5,781.32	2.02%	\$ 19,599.80	\$ 19,714.06	0.58%	\$ 2,271.75	\$ 2,353.79
MGS-S Customer 69	\$ 3,809.50	\$ 3,942.79	3.50%	\$ 8,366.34	\$ 8,499.63	1.59%	\$ 1,849.16	\$ 1,914.38
MGS-S Customer 70	\$ 11,846.40	\$ 12,015.05	1.42%	\$ 43,757.96	\$ 43,926.61	0.39%	\$ 4,370.76	\$ 4,528.47
MGS-S Customer 71	\$ 9,714.07	\$ 9,873.47	1.64%	\$ 33,133.55	\$ 33,292.95	0.48%	\$ 3,712.58	\$ 3,842.70
MGS-S Customer 72	\$ 9,997.52	\$ 10,157.84	1.60%	\$ 37,823.01	\$ 37,983.33	0.42%	\$ 3,777.70	\$ 3,910.43
MGS-S Customer 73	\$ 8,969.46	\$ 9,125.15	1.74%	\$ 35,202.11	\$ 35,357.80	0.44%	\$ 3,446.18	\$ 3,561.13
MGS-S Customer 74	\$ 5,160.62	\$ 5,299.54	2.69%	\$ 16,009.27	\$ 16,148.19	0.87%	\$ 2,259.63	\$ 2,341.12
MGS-S Customer 75	\$ 5,468.05	\$ 5,608.60	2.57%	\$ 15,178.06	\$ 15,318.61	0.93%	\$ 2,373.87	\$ 2,456.00
MGS-S Customer 76	\$ 1,604.27	\$ 1,726.80	7.64%	\$ 4,182.06	\$ 4,304.59	2.93%	\$ 1,103.18	\$ 1,160.36
MGS-S Customer 77	\$ 18,689.00	\$ 18,861.37	0.92%	\$ 71,972.43	\$ 72,144.80	0.24%	\$ 6,397.41	\$ 6,625.40

Internal Use

Customer	Delivery 1/24 Prices	Delivery 8/24 Prices	Delivery % Difference	Bundled 1/24 Prices	Bundled 8/24 Prices	Bundled % Difference	Distribution 8/24 Prices	Distribution 1/25 Prices
MGS-S Customer 78	\$ 7,065.29	\$ 7,212.81	2.09%	\$ 22,212.54	\$ 22,360.06	0.66%	\$ 2,871.46	\$ 2,976.76
MGS-S Customer 79	\$ 3,805.52	\$ 3,911.58	2.79%	\$ 10,008.44	\$ 10,114.50	1.06%	\$ 1,691.66	\$ 1,759.48
MGS-S Customer 80	\$ 4,232.50	\$ 4,367.25	3.18%	\$ 12,792.56	\$ 12,927.31	1.05%	\$ 1,963.19	\$ 2,032.67
MGS-S Customer 81	\$ 1,226.04	\$ 1,346.88	9.86%	\$ 2,596.86	\$ 2,717.70	4.65%	\$ 983.65	\$ 1,036.78
MGS-S Customer 82	\$ 10,532.92	\$ 10,668.06	1.28%	\$ 48,023.06	\$ 48,158.20	0.28%	\$ 3,753.44	\$ 3,886.52
MGS-S Customer 83	\$ 16,236.92	\$ 16,398.71	1.00%	\$ 58,112.27	\$ 58,274.06	0.28%	\$ 5,646.56	\$ 5,849.98
MGS-S Customer 84	\$ 7,840.99	\$ 7,991.28	1.92%	\$ 18,545.21	\$ 18,695.50	0.81%	\$ 3,104.13	\$ 3,296.10
MGS-S Customer 85	\$ 4,740.02	\$ 4,876.89	2.89%	\$ 15,106.02	\$ 15,242.89	0.91%	\$ 2,116.79	\$ 2,198.67
MGS-S Customer 86	\$ 12,252.97	\$ 12,396.25	1.17%	\$ 49,475.50	\$ 49,618.78	0.29%	\$ 4,332.97	\$ 4,490.58
MGS-S Customer 87	\$ 17,722.65	\$ 17,917.73	1.10%	\$ 64,726.15	\$ 64,921.23	0.30%	\$ 6,248.50	\$ 6,475.72
MGS-S Customer 88	\$ 26,513.25	\$ 26,748.28	0.89%	\$ 91,945.20	\$ 92,180.23	0.26%	\$ 9,086.72	\$ 9,418.14
MGS-S Customer 89	\$ 9,288.21	\$ 9,418.19	1.40%	\$ 36,529.70	\$ 36,659.68	0.36%	\$ 3,393.27	\$ 3,527.38
MGS-S Customer 90	\$ 5,796.87	\$ 5,912.17	1.99%	\$ 16,135.45	\$ 16,250.75	0.71%	\$ 2,343.46	\$ 2,423.94
MGS-S Customer 91	\$ 60,397.12	\$ 60,788.66	0.65%	\$ 166,045.31	\$ 166,436.85	0.24%	\$ 20,218.54	\$ 20,985.26
MGS-S Customer 92	\$ 9,295.80	\$ 9,453.62	1.70%	\$ 28,208.72	\$ 28,366.54	0.56%	\$ 3,600.96	\$ 3,729.01
MGS-S Customer 93	\$ 25,042.40	\$ 25,330.52	1.15%	\$ 96,571.46	\$ 96,859.58	0.30%	\$ 9,029.02	\$ 9,232.09
MGS-S Customer 94	\$ 6,099.43	\$ 6,242.84	2.35%	\$ 15,496.82	\$ 15,640.23	0.93%	\$ 2,581.47	\$ 2,681.08
MGS-S Customer 95	\$ 6,133.96	\$ 6,252.02	1.92%	\$ 17,185.54	\$ 17,303.60	0.69%	\$ 2,506.44	\$ 2,521.81
MGS-S Customer 96	\$ 19,899.81	\$ 20,107.61	1.04%	\$ 41,916.13	\$ 42,123.93	0.50%	\$ 7,153.45	\$ 7,415.64
MGS-S Customer 97	\$ 25,715.04	\$ 25,944.03	0.89%	\$ 112,786.70	\$ 113,015.69	0.20%	\$ 8,661.82	\$ 8,986.52
MGS-S Customer 98	\$ 23,459.30	\$ 23,680.19	0.94%	\$ 85,895.82	\$ 86,116.71	0.26%	\$ 8,080.41	\$ 8,370.74
MGS-S Customer 99	\$ 4,914.52	\$ 5,025.25	2.25%	\$ 17,446.96	\$ 17,557.69	0.63%	\$ 2,023.20	\$ 2,101.84
MGS-S Customer 100	\$ 6,813.16	\$ 6,959.37	2.15%	\$ 21,682.63	\$ 21,828.84	0.67%	\$ 2,782.10	\$ 2,892.29
MGS-S Customer 101	\$ 3,704.90	\$ 3,810.76	2.86%	\$ 9,866.57	\$ 9,972.43	1.07%	\$ 1,670.28	\$ 1,721.21
MGS-S Customer 102	\$ 5,708.89	\$ 5,850.26	2.48%	\$ 18,947.48	\$ 19,088.85	0.75%	\$ 2,431.90	\$ 2,514.75
MGS-S Customer 103	\$ 11,913.38	\$ 12,055.63	1.19%	\$ 43,029.43	\$ 43,171.68	0.33%	\$ 4,259.78	\$ 4,415.57
MGS-S Customer 104	\$ 6,244.51	\$ 6,361.39	1.87%	\$ 22,034.61	\$ 22,151.49	0.53%	\$ 2,456.11	\$ 2,541.81
MGS-S Customer 105	\$ 6,543.88	\$ 6,662.98	1.82%	\$ 10,767.07	\$ 10,886.17	1.11%	\$ 2,622.45	\$ 2,732.92
MGS-S Customer 106	\$ 5,261.07	\$ 5,373.42	2.14%	\$ 10,160.70	\$ 10,273.05	1.11%	\$ 2,158.75	\$ 2,286.79
MGS-S Customer 107	\$ 4,749.82	\$ 4,859.98	2.32%	\$ 15,465.01	\$ 15,575.17	0.71%	\$ 1,981.93	\$ 2,056.72
MGS-S Customer 108	\$ 3,109.61	\$ 3,239.23	4.17%	\$ 8,450.75	\$ 8,580.37	1.53%	\$ 1,601.54	\$ 1,664.37
MGS-S Customer 109	\$ 3,473.95	\$ 3,577.76	2.99%	\$ 11,260.68	\$ 11,364.49	0.92%	\$ 1,546.06	\$ 1,638.54
MGS-S Customer 110	\$ 7,499.78	\$ 7,649.07	1.99%	\$ 23,903.47	\$ 24,052.76	0.62%	\$ 3,001.62	\$ 3,121.86
MGS-S Customer 111	\$ 5,346.83	\$ 5,486.53	2.61%	\$ 13,048.66	\$ 13,188.36	1.07%	\$ 2,326.14	\$ 2,433.63
MGS-S Customer 112	\$ 2,499.35	\$ 2,626.11	5.07%	\$ 6,895.30	\$ 7,022.06	1.84%	\$ 1,399.72	\$ 1,458.41
MGS-S Customer 113	\$ 2,512.12	\$ 2,638.77	5.04%	\$ 7,074.55	\$ 7,201.20	1.79%	\$ 1,396.43	\$ 1,463.46
MGS-S Customer 114	\$ 4,804.77	\$ 4,942.19	2.86%	\$ 12,793.74	\$ 12,931.16	1.07%	\$ 2,155.18	\$ 2,238.22
MGS-S Customer 115	\$ 5,497.63	\$ 5,638.09	2.55%	\$ 17,189.09	\$ 17,329.55	0.82%	\$ 2,368.50	\$ 2,452.68
MGS-S Customer 116	\$ 4,176.69	\$ 4,284.54	2.58%	\$ 12,673.22	\$ 12,781.07	0.85%	\$ 1,812.25	\$ 1,869.83
MGS-S Customer 117	\$ 17,512.92	\$ 17,717.69	1.17%	\$ 31,526.22	\$ 31,730.99	0.65%	\$ 6,736.30	\$ 6,546.42

Internal Use

Customer	Delivery 1/24 Prices	Delivery 8/24 Prices	Delivery % Difference	Bundled 1/24 Prices	Bundled 8/24 Prices	Bundled % Difference	Distribution 8/24 Prices	Distribution 1/25 Prices
MGS-S Customer 118	\$ 6,614.71	\$ 6,733.31	1.79%	\$ 22,849.98	\$ 22,968.58	0.52%	\$ 2,578.34	\$ 2,667.97
MGS-S Customer 119	\$ 745.33	\$ 836.41	12.22%	\$ 10,881.09	\$ 10,972.17	0.84%	\$ 629.64	\$ 662.11
MGS-S Customer 120	\$ 7,044.51	\$ 7,164.86	1.71%	\$ 24,751.38	\$ 24,871.73	0.49%	\$ 2,706.19	\$ 2,809.69
MGS-S Customer 121	\$ 8,644.73	\$ 8,772.71	1.48%	\$ 27,390.26	\$ 27,518.24	0.47%	\$ 3,244.83	\$ 3,360.18
MGS-S Customer 122	\$ 8,854.20	\$ 9,010.22	1.76%	\$ 25,495.56	\$ 25,651.58	0.61%	\$ 3,471.30	\$ 3,589.79
MGS-S Customer 123	\$ 5,423.67	\$ 5,563.24	2.57%	\$ 21,315.46	\$ 21,455.03	0.65%	\$ 2,308.48	\$ 2,398.55
MGS-S Customer 124	\$ 9,811.98	\$ 9,972.22	1.63%	\$ 29,433.34	\$ 29,593.58	0.54%	\$ 3,772.22	\$ 3,903.89
MGS-S Customer 125	\$ 7,190.13	\$ 7,337.86	2.05%	\$ 25,709.99	\$ 25,857.72	0.57%	\$ 2,887.84	\$ 2,997.05
MGS-S Customer 126	\$ 8,517.37	\$ 8,672.19	1.82%	\$ 20,627.60	\$ 20,782.42	0.75%	\$ 3,386.90	\$ 3,504.88
MGS-S Customer 127	\$ 3,139.15	\$ 3,268.81	4.13%	\$ 9,547.06	\$ 9,676.72	1.36%	\$ 1,604.21	\$ 1,667.08
MGS-S Customer 128	\$ 3,491.66	\$ 3,622.44	3.75%	\$ 13,423.46	\$ 13,554.24	0.97%	\$ 1,689.43	\$ 1,767.81
MGS-S Customer 129	\$ 4,694.68	\$ 4,831.40	2.91%	\$ 12,592.58	\$ 12,729.30	1.09%	\$ 2,110.52	\$ 2,202.62
MGS-S Customer 130	\$ 14,183.63	\$ 14,363.11	1.27%	\$ 43,681.94	\$ 43,861.42	0.41%	\$ 5,153.84	\$ 5,368.98
MGS-S Customer 131	\$ 9,927.66	\$ 10,090.09	1.64%	\$ 31,994.26	\$ 32,156.69	0.51%	\$ 3,804.36	\$ 3,940.81
MGS-S Customer 132	\$ 5,419.03	\$ 5,558.99	2.58%	\$ 17,845.43	\$ 17,985.39	0.78%	\$ 2,334.77	\$ 2,420.55
MGS-S Customer 133	\$ 8,985.69	\$ 9,142.12	1.74%	\$ 27,126.53	\$ 27,282.96	0.58%	\$ 3,502.26	\$ 3,625.92
MGS-S Customer 134	\$ 1,253.83	\$ 1,374.45	9.62%	\$ 6,359.70	\$ 6,480.32	1.90%	\$ 967.68	\$ 1,019.76
MGS-S Customer 135	\$ 5,730.93	\$ 5,872.71	2.47%	\$ 14,874.54	\$ 15,016.32	0.95%	\$ 2,462.89	\$ 2,552.94
MGS-S Customer 136	\$ 2,176.62	\$ 2,301.94	5.76%	\$ 5,203.01	\$ 5,328.33	2.41%	\$ 1,298.68	\$ 1,355.77
MGS-S Customer 137	\$ 4,294.37	\$ 4,429.39	3.14%	\$ 12,164.85	\$ 12,299.87	1.11%	\$ 1,984.50	\$ 2,060.41
MGS-S Customer 138	\$ 5,856.37	\$ 5,971.45	1.97%	\$ 20,599.47	\$ 20,714.55	0.56%	\$ 2,329.88	\$ 2,414.25
MGS-S Customer 139	\$ 2,825.37	\$ 2,953.49	4.53%	\$ 10,794.92	\$ 10,923.04	1.19%	\$ 1,492.18	\$ 1,544.96
MGS-S Customer 140	\$ 2,248.99	\$ 2,374.79	5.59%	\$ 5,923.71	\$ 6,049.51	2.12%	\$ 1,327.09	\$ 1,374.12
MGS-S Customer 141	\$ 23,166.09	\$ 23,570.55	1.75%	\$ 66,677.69	\$ 67,082.15	0.61%	\$ 9,441.23	\$ 9,586.12
MGS-S Customer 142	\$ 15,370.58	\$ 15,601.06	1.50%	\$ 46,934.78	\$ 47,165.26	0.49%	\$ 5,875.02	\$ 6,061.42
MGS-S Customer 143	\$ 7,760.07	\$ 7,911.25	1.95%	\$ 22,725.87	\$ 22,877.05	0.67%	\$ 3,121.73	\$ 3,216.96
MGS-S Customer 144	\$ 7,646.61	\$ 7,770.20	1.62%	\$ 21,029.17	\$ 21,152.76	0.59%	\$ 2,937.59	\$ 3,051.47
MGS-S Customer 145	\$ 18,929.66	\$ 19,103.73	0.92%	\$ 65,402.98	\$ 65,577.05	0.27%	\$ 6,520.78	\$ 6,759.42
MGS-S Customer 146	\$ 9,951.20	\$ 10,085.01	1.34%	\$ 30,432.28	\$ 30,566.09	0.44%	\$ 3,664.25	\$ 3,807.20
MGS-S Customer 147	\$ 18,332.46	\$ 18,531.35	1.08%	\$ 69,065.53	\$ 69,264.42	0.29%	\$ 6,485.27	\$ 6,646.72
MGS-S Customer 148	\$ 4,777.31	\$ 4,914.27	2.87%	\$ 16,121.41	\$ 16,258.37	0.85%	\$ 2,122.68	\$ 2,204.73
MGS-S Customer 149	\$ 14,035.46	\$ 14,214.58	1.28%	\$ 43,983.97	\$ 44,163.09	0.41%	\$ 5,117.66	\$ 5,309.30
MGS-S Customer 150	\$ 6,488.12	\$ 6,606.32	1.82%	\$ 21,021.20	\$ 21,139.40	0.56%	\$ 2,548.80	\$ 2,635.45
MGS-S Customer 151	\$ 5,012.08	\$ 5,122.72	2.21%	\$ 23,044.94	\$ 23,155.58	0.48%	\$ 2,017.42	\$ 2,096.94
MGS-S Customer 152	\$ 7,440.24	\$ 7,590.34	2.02%	\$ 13,301.97	\$ 13,452.07	1.13%	\$ 3,057.21	\$ 3,175.38
MGS-S Customer 153	\$ 5,875.56	\$ 5,991.29	1.97%	\$ 14,830.86	\$ 14,946.59	0.78%	\$ 2,376.33	\$ 2,462.20
MGS-S Customer 154	\$ 11,704.61	\$ 11,873.27	1.44%	\$ 36,199.20	\$ 36,367.86	0.47%	\$ 4,372.46	\$ 4,532.21
MGS-S Customer 155	\$ 7,924.75	\$ 8,049.60	1.58%	\$ 24,084.72	\$ 24,209.57	0.52%	\$ 3,021.49	\$ 3,126.39
MGS-S Customer 156	\$ 11,278.11	\$ 11,418.97	1.25%	\$ 29,520.08	\$ 29,660.94	0.48%	\$ 4,150.87	\$ 4,280.65
MGS-S Customer 157	\$ 11,257.45	\$ 11,423.89	1.48%	\$ 36,670.38	\$ 36,836.82	0.45%	\$ 4,215.10	\$ 4,369.36

Customer	Delivery 1/24 Prices	Delivery 8/24 Prices	Delivery % Difference	Bundled 1/24 Prices	Bundled 8/24 Prices	Bundled % Difference	Distribution 8/24 Prices	Distribution 1/25 Prices
MGS-S Customer 158	\$ 8,255.37	\$ 8,381.22	1.52%	\$ 26,793.51	\$ 26,919.36	0.47%	\$ 3,101.89	\$ 3,229.09
MGS-S Customer 159	\$ 7,902.42	\$ 8,053.72	1.91%	\$ 23,716.51	\$ 23,867.81	0.64%	\$ 3,143.07	\$ 3,266.43
MGS-S Customer 160	\$ 13,449.70	\$ 13,598.86	1.11%	\$ 47,777.93	\$ 47,927.09	0.31%	\$ 4,753.22	\$ 4,930.60
MGS-S Customer 161	\$ 3,147.05	\$ 3,250.58	3.29%	\$ 7,129.82	\$ 7,233.35	1.45%	\$ 1,502.18	\$ 1,540.29
MGS-S Customer 162	\$ 2,990.03	\$ 3,092.80	3.44%	\$ 9,057.54	\$ 9,160.31	1.13%	\$ 1,443.39	\$ 1,468.16
MGS-S Customer 163	\$ 4,460.96	\$ 4,569.83	2.44%	\$ 14,109.38	\$ 14,218.25	0.77%	\$ 1,890.70	\$ 1,963.63
MGS-S Customer 164	\$ 4,488.27	\$ 4,623.86	3.02%	\$ 16,200.30	\$ 16,335.89	0.84%	\$ 2,024.58	\$ 2,100.50
MGS-S Customer 165	\$ 21,750.98	\$ 21,965.81	0.99%	\$ 46,568.25	\$ 46,783.08	0.46%	\$ 7,693.07	\$ 8,061.00
MGS-S Customer 166	\$ 2,610.31	\$ 2,736.86	4.85%	\$ 14,513.50	\$ 14,640.05	0.87%	\$ 1,385.45	\$ 1,443.66
MGS-S Customer 167	\$ 10,729.92	\$ 10,894.55	1.53%	\$ 31,118.67	\$ 31,283.30	0.53%	\$ 4,080.87	\$ 4,218.22
MGS-S Customer 168	\$ 1,853.20	\$ 1,976.09	6.63%	\$ 12,034.78	\$ 12,157.67	1.02%	\$ 1,131.32	\$ 1,194.12
MGS-S Customer 169	\$ 21,464.31	\$ 21,674.48	0.98%	\$ 95,287.78	\$ 95,497.95	0.22%	\$ 7,322.72	\$ 7,593.68
MGS-S Customer 170	\$ 5,191.82	\$ 5,304.39	2.17%	\$ 12,428.71	\$ 12,541.28	0.91%	\$ 2,153.79	\$ 2,236.40
MGS-S Customer 171	\$ 4,827.16	\$ 4,937.90	2.29%	\$ 13,401.16	\$ 13,511.90	0.83%	\$ 2,022.98	\$ 2,098.97
MGS-S Customer 172	\$ 5,102.24	\$ 5,240.73	2.71%	\$ 16,807.41	\$ 16,945.90	0.82%	\$ 2,230.83	\$ 2,315.48
MGS-S Customer 173	\$ 4,889.75	\$ 5,026.73	2.80%	\$ 18,809.01	\$ 18,945.99	0.73%	\$ 2,131.52	\$ 2,228.80
MGS-S Customer 174	\$ 10,159.18	\$ 10,320.36	1.59%	\$ 35,169.21	\$ 35,330.39	0.46%	\$ 3,843.56	\$ 3,989.26
MGS-S Customer 175	\$ 3,354.02	\$ 3,485.15	3.91%	\$ 5,664.09	\$ 5,795.22	2.32%	\$ 1,707.63	\$ 1,770.69
MGS-S Customer 176	\$ 4,752.53	\$ 4,889.46	2.88%	\$ 13,612.19	\$ 13,749.12	1.01%	\$ 2,124.76	\$ 2,215.62
MGS-S Customer 177	\$ 15,650.47	\$ 15,839.87	1.21%	\$ 25,751.38	\$ 25,940.78	0.74%	\$ 5,829.86	\$ 6,007.11
MGS-S Customer 178	\$ 18,532.76	\$ 18,731.82	1.07%	\$ 58,456.49	\$ 58,655.55	0.34%	\$ 6,546.17	\$ 6,816.19
MGS-S Customer 179	\$ 17,908.47	\$ 18,078.55	0.95%	\$ 54,664.81	\$ 54,834.89	0.31%	\$ 6,239.32	\$ 6,472.72
MGS-S Customer 180	\$ 3,004.87	\$ 3,133.52	4.28%	\$ 9,732.71	\$ 9,861.36	1.32%	\$ 1,541.91	\$ 1,621.92
MGS-S Customer 181	\$ 10,458.05	\$ 10,594.39	1.30%	\$ 33,343.12	\$ 33,479.46	0.41%	\$ 3,834.64	\$ 3,962.89
MGS-S Customer 182	\$ 3,167.30	\$ 3,270.64	3.26%	\$ 7,114.54	\$ 7,217.88	1.45%	\$ 1,495.97	\$ 1,551.28
MGS-S Customer 183	\$ 3,012.91	\$ 3,115.05	3.39%	\$ 10,154.05	\$ 10,256.19	1.01%	\$ 1,415.62	\$ 1,476.24
MGS-S Customer 184	\$ 15,720.95	\$ 15,961.12	1.53%	\$ 38,857.06	\$ 39,097.23	0.62%	\$ 6,119.84	\$ 6,282.40
MGS-S Customer 185	\$ 5,135.22	\$ 5,247.42	2.18%	\$ 14,136.68	\$ 14,248.88	0.79%	\$ 2,125.82	\$ 2,203.13
MGS-S Customer 186	\$ 11,380.26	\$ 11,519.60	1.22%	\$ 48,585.20	\$ 48,724.54	0.29%	\$ 4,047.69	\$ 4,183.07
MGS-S Customer 187	\$ 5,129.39	\$ 5,241.29	2.18%	\$ 11,464.17	\$ 11,576.07	0.98%	\$ 2,118.46	\$ 2,226.65
MGS-S Customer 188	\$ 3,568.05	\$ 3,672.51	2.93%	\$ 18,937.20	\$ 19,041.66	0.55%	\$ 1,567.19	\$ 1,605.90
MGS-S Customer 189	\$ 5,166.25	\$ 5,305.46	2.69%	\$ 14,901.51	\$ 15,040.72	0.93%	\$ 2,276.42	\$ 2,349.04
MGS-S Customer 190	\$ 1,802.07	\$ 1,898.60	5.36%	\$ 5,435.77	\$ 5,532.30	1.78%	\$ 1,022.21	\$ 1,080.38
MGS-S Customer 191	\$ 8,561.06	\$ 8,688.00	1.48%	\$ 34,257.36	\$ 34,384.30	0.37%	\$ 3,170.46	\$ 3,280.87
MGS-S Customer 192	\$ 5,181.44	\$ 5,293.93	2.17%	\$ 12,384.62	\$ 12,497.11	0.91%	\$ 2,148.96	\$ 2,233.44
MGS-S Customer 193	\$ 6,309.53	\$ 6,426.43	1.85%	\$ 23,457.31	\$ 23,574.21	0.50%	\$ 2,461.41	\$ 2,556.87
MGS-S Customer 194	\$ 18,178.17	\$ 18,349.50	0.94%	\$ 54,696.84	\$ 54,868.17	0.31%	\$ 6,329.72	\$ 6,569.33
MGS-S Customer 195	\$ 4,557.95	\$ 4,694.28	2.99%	\$ 11,087.20	\$ 11,223.53	1.23%	\$ 2,079.40	\$ 2,163.03
MGS-S Customer 196	\$ 19,887.91	\$ 20,065.33	0.89%	\$ 81,014.40	\$ 81,191.82	0.22%	\$ 6,752.50	\$ 6,987.40
MGS-S Customer 197	\$ 6,828.11	\$ 6,974.93	2.15%	\$ 18,038.98	\$ 18,185.80	0.81%	\$ 2,820.17	\$ 2,921.46

Internal Use

Customer	Delivery 1/24 Prices	Delivery 8/24 Prices	Delivery % Difference	Bundled 1/24 Prices	Bundled 8/24 Prices	Bundled % Difference	Distribution 8/24 Prices	Distribution 1/25 Prices
MGS-S Customer 198	\$ 540.24	\$ 631.33	16.86%	\$ 540.35	\$ 631.44	16.86%	\$ 630.19	\$ 662.70
MGS-S Customer 199	\$ 538.56	\$ 629.64	16.91%	\$ 538.56	\$ 629.64	16.91%	\$ 629.64	\$ 662.11
MGS-S Customer 200	\$ 2,478.02	\$ 2,578.49	4.05%	\$ 5,612.39	\$ 5,712.86	1.79%	\$ 1,283.59	\$ 1,312.05
MGS-S Customer 201	\$ 5,457.00	\$ 5,597.73	2.58%	\$ 11,499.26	\$ 11,639.99	1.22%	\$ 2,389.82	\$ 2,479.83
MGS-S Customer 202	\$ 9,636.86	\$ 9,796.33	1.65%	\$ 30,487.69	\$ 30,647.16	0.52%	\$ 3,712.56	\$ 3,831.72
MGS-S Customer 203	\$ 4,961.12	\$ 5,072.18	2.24%	\$ 16,842.83	\$ 16,953.89	0.66%	\$ 2,045.70	\$ 2,122.13
MGS-S Customer 204	\$ 11,191.65	\$ 11,331.83	1.25%	\$ 29,825.77	\$ 29,965.95	0.47%	\$ 4,109.19	\$ 4,250.32
MGS-S Customer 205	\$ 4,425.74	\$ 4,561.34	3.06%	\$ 11,896.76	\$ 12,032.36	1.14%	\$ 2,028.19	\$ 2,110.12
MGS-S Customer 206	\$ 5,133.72	\$ 5,272.65	2.71%	\$ 13,565.58	\$ 13,704.51	1.02%	\$ 2,262.88	\$ 2,350.14
MGS-S Customer 207	\$ 8,186.22	\$ 8,338.15	1.86%	\$ 33,735.58	\$ 33,887.51	0.45%	\$ 3,181.93	\$ 3,293.43
MGS-S Customer 208	\$ 5,359.99	\$ 5,499.54	2.60%	\$ 18,924.23	\$ 19,063.78	0.74%	\$ 2,306.07	\$ 2,392.05
MGS-S Customer 209	\$ 3,669.41	\$ 3,774.82	2.87%	\$ 10,185.18	\$ 10,290.59	1.03%	\$ 1,644.93	\$ 1,709.29
MGS-S Customer 210	\$ 4,465.00	\$ 4,573.92	2.44%	\$ 12,777.22	\$ 12,886.14	0.85%	\$ 1,897.02	\$ 1,975.74
MGS-S Customer 211	\$ 1,421.12	\$ 1,515.04	6.61%	\$ 14,383.42	\$ 14,477.34	0.65%	\$ 833.66	\$ 879.49
MGS-S Customer 212	\$ 22,555.62	\$ 22,770.98	0.95%	\$ 81,890.46	\$ 82,105.82	0.26%	\$ 7,728.87	\$ 8,095.61
MGS-S Customer 213	\$ 5,790.52	\$ 5,932.42	2.45%	\$ 15,288.23	\$ 15,430.13	0.93%	\$ 2,474.90	\$ 2,572.81
MGS-S Customer 214	\$ 15,503.48	\$ 15,662.12	1.02%	\$ 55,719.72	\$ 55,878.36	0.28%	\$ 5,418.44	\$ 5,603.18
MGS-S Customer 215	\$ 6,622.05	\$ 6,767.96	2.20%	\$ 13,930.35	\$ 14,076.26	1.05%	\$ 2,763.78	\$ 2,881.03
MGS-S Customer 216	\$ 6,488.85	\$ 6,606.69	1.82%	\$ 23,405.01	\$ 23,522.85	0.50%	\$ 2,526.81	\$ 2,620.31
MGS-S Customer 217	\$ 10,290.15	\$ 10,452.06	1.57%	\$ 34,282.78	\$ 34,444.69	0.47%	\$ 3,895.29	\$ 4,042.16
MGS-S Customer 218	\$ 7,711.86	\$ 7,862.37	1.95%	\$ 24,037.85	\$ 24,188.36	0.63%	\$ 3,083.02	\$ 3,194.01
MGS-S Customer 219	\$ 9,050.46	\$ 9,206.80	1.73%	\$ 24,791.42	\$ 24,947.76	0.63%	\$ 3,512.38	\$ 3,673.47
MGS-S Customer 220	\$ 10,144.39	\$ 10,306.58	1.60%	\$ 27,137.68	\$ 27,299.87	0.60%	\$ 3,907.64	\$ 4,037.44
MGS-S Customer 221	\$ 4,557.35	\$ 4,693.91	3.00%	\$ 10,103.71	\$ 10,240.27	1.35%	\$ 2,092.49	\$ 2,168.03
MGS-S Customer 222	\$ 31,970.54	\$ 32,231.14	0.82%	\$ 108,248.39	\$ 108,508.99	0.24%	\$ 10,884.23	\$ 11,240.41
MGS-S Customer 223	\$ 5,405.29	\$ 5,545.66	2.60%	\$ 15,022.41	\$ 15,162.78	0.93%	\$ 2,358.15	\$ 2,433.39
MGS-S Customer 224	\$ 11,446.28	\$ 11,614.61	1.47%	\$ 25,148.78	\$ 25,317.11	0.67%	\$ 4,352.91	\$ 4,520.70
MGS-S Customer 225	\$ 4,928.93	\$ 5,067.11	2.80%	\$ 13,197.05	\$ 13,335.23	1.05%	\$ 2,203.96	\$ 2,277.22
MGS-S Customer 226	\$ 5,169.41	\$ 5,281.39	2.17%	\$ 16,482.20	\$ 16,594.18	0.68%	\$ 2,114.07	\$ 2,200.62
MGS-S Customer 227	\$ 22,563.41	\$ 22,781.45	0.97%	\$ 69,859.43	\$ 70,077.47	0.31%	\$ 7,879.46	\$ 8,166.28
MGS-S Customer 228	\$ 3,401.76	\$ 3,505.64	3.05%	\$ 12,531.77	\$ 12,635.65	0.83%	\$ 1,536.45	\$ 1,597.10
MGS-S Customer 229	\$ 19,944.05	\$ 20,147.71	1.02%	\$ 71,572.95	\$ 71,776.61	0.28%	\$ 6,899.27	\$ 7,237.86
MGS-S Customer 230	\$ 614.60	\$ 706.02	14.87%	\$ 726.69	\$ 818.11	12.58%	\$ 653.98	\$ 688.05
MGS-S Customer 231	\$ 19,106.94	\$ 19,308.96	1.06%	\$ 66,613.20	\$ 66,815.22	0.30%	\$ 6,730.48	\$ 6,951.09
MGS-S Customer 232	\$ 7,081.28	\$ 7,202.16	1.71%	\$ 20,938.95	\$ 21,059.83	0.58%	\$ 2,744.67	\$ 2,850.12
MGS-S Customer 233	\$ 4,490.56	\$ 4,626.87	3.04%	\$ 10,372.85	\$ 10,509.16	1.31%	\$ 2,071.53	\$ 2,141.22
MGS-S Customer 234	\$ 2,011.92	\$ 2,136.28	6.18%	\$ 4,831.26	\$ 4,955.62	2.57%	\$ 1,236.02	\$ 1,302.00
MGS-S Customer 235	\$ 6,847.11	\$ 6,968.20	1.77%	\$ 18,622.55	\$ 18,743.64	0.65%	\$ 2,729.32	\$ 2,769.51
MGS-S Customer 236	\$ 62,619.92	\$ 63,018.10	0.64%	\$ 263,440.60	\$ 263,838.78	0.15%	\$ 20,547.64	\$ 21,019.11
MGS-S Customer 237	\$ 8,472.17	\$ 8,626.66	1.82%	\$ 26,544.11	\$ 26,698.60	0.58%	\$ 3,351.07	\$ 3,440.91

Internal Use

Customer	Delivery 1/24 Prices	Delivery 8/24 Prices	Delivery % Difference	Bundled 1/24 Prices	Bundled 8/24 Prices	Bundled % Difference	Distribution 8/24 Prices	Distribution 1/25 Prices
MGS-S Customer 238	\$ 8,674.45	\$ 8,829.89	1.79%	\$ 19,584.46	\$ 19,739.90	0.79%	\$ 3,437.45	\$ 3,571.31
MGS-S Customer 239	\$ 4,370.23	\$ 4,478.80	2.48%	\$ 13,315.93	\$ 13,424.50	0.82%	\$ 1,867.56	\$ 1,936.19
MGS-S Customer 240	\$ 15,880.52	\$ 16,070.05	1.19%	\$ 30,067.50	\$ 30,257.03	0.63%	\$ 5,853.90	\$ 6,065.41
MGS-S Customer 241	\$ 5,457.05	\$ 5,597.82	2.58%	\$ 12,697.25	\$ 12,838.02	1.11%	\$ 2,388.65	\$ 2,469.36
MGS-S Customer 242	\$ 67,136.84	\$ 67,557.42	0.63%	\$ 216,877.09	\$ 217,297.67	0.19%	\$ 22,246.33	\$ 23,011.52
MGS-S Customer 243	\$ 10,376.26	\$ 10,538.85	1.57%	\$ 34,229.94	\$ 34,392.53	0.47%	\$ 3,936.50	\$ 4,070.18
MGS-S Customer 244	\$ 2,576.23	\$ 2,676.65	3.90%	\$ 7,504.76	\$ 7,605.18	1.34%	\$ 1,289.22	\$ 1,337.77
MGS-S Customer 245	\$ 4,384.07	\$ 4,492.61	2.48%	\$ 13,715.87	\$ 13,824.41	0.79%	\$ 1,867.11	\$ 1,938.96
MGS-S Customer 246	\$ 4,577.49	\$ 4,687.29	2.40%	\$ 12,996.44	\$ 13,106.24	0.84%	\$ 1,949.60	\$ 2,010.08
MGS-S Customer 247	\$ 4,197.62	\$ 4,332.38	3.21%	\$ 11,584.31	\$ 11,719.07	1.16%	\$ 1,962.04	\$ 2,028.14
MGS-S Customer 248	\$ 26,794.46	\$ 27,077.45	1.06%	\$ 64,254.66	\$ 64,537.65	0.44%	\$ 9,698.12	\$ 9,997.08
MGS-S Customer 249	\$ 19,568.95	\$ 19,774.45	1.05%	\$ 64,086.07	\$ 64,291.57	0.32%	\$ 6,951.26	\$ 7,121.74
MGS-S Customer 250	\$ 7,241.86	\$ 7,388.54	2.03%	\$ 27,260.85	\$ 27,407.53	0.54%	\$ 2,843.66	\$ 3,018.58
MGS-S Customer 251	\$ 7,877.24	\$ 8,028.42	1.92%	\$ 26,593.51	\$ 26,744.69	0.57%	\$ 3,127.27	\$ 3,233.43
MGS-S Customer 252	\$ 4,730.98	\$ 4,867.93	2.89%	\$ 10,059.21	\$ 10,196.16	1.36%	\$ 2,131.91	\$ 2,235.99
MGS-S Customer 253	\$ 3,570.61	\$ 3,702.62	3.70%	\$ 7,884.29	\$ 8,016.30	1.67%	\$ 1,768.65	\$ 1,831.65
MGS-S Customer 254	\$ 21,516.14	\$ 21,735.21	1.02%	\$ 77,861.84	\$ 78,080.91	0.28%	\$ 7,541.00	\$ 7,766.25
MGS-S Customer 255	\$ 8,133.96	\$ 8,284.94	1.86%	\$ 26,256.18	\$ 26,407.16	0.58%	\$ 3,152.52	\$ 3,345.46
MGS-S Customer 256	\$ 2,632.76	\$ 2,733.01	3.81%	\$ 7,378.70	\$ 7,478.95	1.36%	\$ 1,289.16	\$ 1,364.46
MGS-S Customer 257	\$ 4,301.76	\$ 4,409.13	2.50%	\$ 16,552.88	\$ 16,660.25	0.65%	\$ 1,797.62	\$ 1,895.31
MGS-S Customer 258	\$ 11,619.72	\$ 11,787.32	1.44%	\$ 38,147.17	\$ 38,314.77	0.44%	\$ 4,309.73	\$ 4,493.56
MGS-S Customer 259	\$ 13,054.69	\$ 13,203.21	1.14%	\$ 36,337.05	\$ 36,485.57	0.41%	\$ 4,702.89	\$ 4,869.37
MGS-S Customer 260	\$ 1,898.42	\$ 1,995.53	5.12%	\$ 4,064.86	\$ 4,161.97	2.39%	\$ 1,063.89	\$ 1,124.79
MGS-S Customer 261	\$ 5,307.62	\$ 5,420.21	2.12%	\$ 17,319.02	\$ 17,431.61	0.65%	\$ 2,156.86	\$ 2,243.70
MGS-S Customer 262	\$ 8,181.84	\$ 8,306.99	1.53%	\$ 30,943.16	\$ 31,068.31	0.40%	\$ 3,050.68	\$ 3,172.52
MGS-S Customer 263	\$ 14,631.86	\$ 14,813.82	1.24%	\$ 44,454.68	\$ 44,636.64	0.41%	\$ 5,319.41	\$ 5,518.82
MGS-S Customer 264	\$ 2,530.99	\$ 2,627.15	3.80%	\$ 45,900.45	\$ 45,996.61	0.21%	\$ 995.24	\$ 1,051.65
MGS-S Customer 265	\$ 12,623.08	\$ 12,767.65	1.15%	\$ 59,385.71	\$ 59,530.28	0.24%	\$ 4,412.62	\$ 4,546.30
MGS-S Customer 266	\$ 2,362.58	\$ 2,461.61	4.19%	\$ 6,854.86	\$ 6,953.89	1.44%	\$ 1,201.43	\$ 1,271.33
MGS-S Customer 267	\$ 2,165.48	\$ 2,290.55	5.78%	\$ 6,389.46	\$ 6,514.53	1.96%	\$ 1,282.63	\$ 1,344.45
MGS-S Customer 268	\$ 19,748.80	\$ 20,043.58	1.49%	\$ 34,886.45	\$ 35,181.23	0.84%	\$ 7,855.57	\$ 7,936.70
MGS-S Customer 269	\$ 4,629.43	\$ 4,765.66	2.94%	\$ 14,744.05	\$ 14,880.28	0.92%	\$ 2,074.96	\$ 2,163.52
MGS-S Customer 270	\$ 3,661.27	\$ 3,766.49	2.87%	\$ 11,677.44	\$ 11,782.66	0.90%	\$ 1,631.43	\$ 1,695.86
MGS-S Customer 271	\$ 557.45	\$ 648.59	16.35%	\$ 854.65	\$ 945.79	10.66%	\$ 633.87	\$ 666.62
MGS-S Customer 272	\$ 6,196.74	\$ 6,339.71	2.31%	\$ 19,707.28	\$ 19,850.25	0.73%	\$ 2,563.74	\$ 2,691.89
MGS-S Customer 273	\$ 8,305.55	\$ 8,431.33	1.51%	\$ 31,450.80	\$ 31,576.58	0.40%	\$ 3,093.03	\$ 3,212.15
MGS-S Customer 274	\$ 9,907.20	\$ 10,040.96	1.35%	\$ 28,957.24	\$ 29,091.00	0.46%	\$ 3,660.21	\$ 3,801.76
MGS-S Customer 275	\$ 3,951.27	\$ 4,085.03	3.39%	\$ 7,740.25	\$ 7,874.01	1.73%	\$ 1,895.83	\$ 1,969.83
MGS-S Customer 276	\$ 2,188.13	\$ 2,313.39	5.72%	\$ 5,887.30	\$ 6,012.56	2.13%	\$ 1,295.79	\$ 1,355.58
MGS-S Customer 277	\$ 16,537.00	\$ 16,725.89	1.14%	\$ 67,178.66	\$ 67,367.55	0.28%	\$ 5,814.68	\$ 6,037.62

Customer	Delivery 1/24 Prices	Delivery 8/24 Prices	Delivery % Difference	Bundled 1/24 Prices	Bundled 8/24 Prices	Bundled % Difference	Distribution 8/24 Prices	Distribution 1/25 Prices
MGS-S Customer 278	\$ 9,461.58	\$ 9,593.26	1.39%	\$ 29,040.66	\$ 29,172.34	0.45%	\$ 3,510.20	\$ 3,641.08
MGS-S Customer 279	\$ 1,862.71	\$ 1,986.47	6.64%	\$ 4,710.16	\$ 4,833.92	2.63%	\$ 1,190.08	\$ 1,248.37
MGS-S Customer 280	\$ 8,675.27	\$ 8,830.22	1.79%	\$ 21,728.75	\$ 21,883.70	0.71%	\$ 3,410.22	\$ 3,559.82
MGS-S Customer 281	\$ 4,577.48	\$ 4,686.55	2.38%	\$ 16,435.08	\$ 16,544.15	0.66%	\$ 1,908.59	\$ 1,990.33
MGS-S Customer 282	\$ 13,353.19	\$ 13,502.48	1.12%	\$ 43,317.69	\$ 43,466.98	0.34%	\$ 4,757.49	\$ 4,926.11
MGS-S Customer 283	\$ 4,626.05	\$ 4,734.99	2.35%	\$ 13,968.25	\$ 14,077.19	0.78%	\$ 1,915.85	\$ 2,032.53
MGS-S Customer 284	\$ 5,722.33	\$ 5,863.45	2.47%	\$ 18,757.53	\$ 18,898.65	0.75%	\$ 2,422.66	\$ 2,525.08
MGS-S Customer 285	\$ 6,902.77	\$ 7,050.15	2.14%	\$ 15,431.41	\$ 15,578.79	0.96%	\$ 2,861.64	\$ 2,967.30
MGS-S Customer 286	\$ 1,166.38	\$ 1,286.95	10.34%	\$ 2,994.60	\$ 3,115.17	4.03%	\$ 962.90	\$ 1,011.96
MGS-S Customer 287	\$ 3,235.00	\$ 3,365.46	4.03%	\$ 8,306.59	\$ 8,437.05	1.57%	\$ 1,655.20	\$ 1,707.52
MGS-S Customer 288	\$ 6,146.99	\$ 6,263.95	1.90%	\$ 17,434.18	\$ 17,551.14	0.67%	\$ 2,458.98	\$ 2,538.52
MGS-S Customer 289	\$ 8,911.75	\$ 9,066.92	1.74%	\$ 34,251.43	\$ 34,406.60	0.45%	\$ 3,418.32	\$ 3,551.32
MGS-S Customer 290	\$ 7,580.92	\$ 7,703.67	1.62%	\$ 27,787.88	\$ 27,910.63	0.44%	\$ 2,874.60	\$ 2,978.13
MGS-S Customer 291	\$ 13,506.91	\$ 13,655.96	1.10%	\$ 52,703.92	\$ 52,852.97	0.28%	\$ 4,742.40	\$ 4,914.95
MGS-S Customer 292	\$ 4,390.47	\$ 4,525.70	3.08%	\$ 14,271.99	\$ 14,407.22	0.95%	\$ 2,000.74	\$ 2,080.31
MGS-S Customer 293	\$ 9,811.35	\$ 9,971.37	1.63%	\$ 31,146.66	\$ 31,306.68	0.51%	\$ 3,757.41	\$ 3,892.22
MGS-S Customer 294	\$ 3,475.85	\$ 3,580.86	3.02%	\$ 9,050.55	\$ 9,155.56	1.16%	\$ 1,605.10	\$ 1,643.09
MGS-S Customer 295	\$ 3,302.03	\$ 3,406.16	3.15%	\$ 8,961.17	\$ 9,065.30	1.16%	\$ 1,543.83	\$ 1,582.27
MGS-S Customer 296	\$ 4,275.52	\$ 4,410.33	3.15%	\$ 12,352.36	\$ 12,487.17	1.09%	\$ 1,972.25	\$ 2,053.58
MGS-S Customer 297	\$ 10,375.00	\$ 10,535.19	1.54%	\$ 54,627.03	\$ 54,787.22	0.29%	\$ 3,777.09	\$ 3,929.35
MGS-S Customer 298	\$ 6,130.71	\$ 6,273.35	2.33%	\$ 24,762.77	\$ 24,905.41	0.58%	\$ 2,527.21	\$ 2,626.49
MGS-S Customer 299	\$ 2,676.88	\$ 2,777.29	3.75%	\$ 11,181.07	\$ 11,281.48	0.90%	\$ 1,292.30	\$ 1,349.18
MGS-S Customer 300	\$ 4,943.57	\$ 5,053.71	2.23%	\$ 25,549.65	\$ 25,659.79	0.43%	\$ 1,979.86	\$ 2,053.74
MGS-S Customer 301	\$ 1,072.17	\$ 1,165.66	8.72%	\$ 1,360.11	\$ 1,453.60	6.87%	\$ 803.82	\$ 847.70
MGS-S Customer 302	\$ 880.91	\$ 973.54	10.52%	\$ 1,045.45	\$ 1,138.08	8.86%	\$ 741.53	\$ 781.32
MGS-S Customer 303	\$ 926.16	\$ 1,019.01	10.03%	\$ 1,063.28	\$ 1,156.13	8.73%	\$ 756.65	\$ 797.43
MGS-S Customer 304	\$ 38,556.65	\$ 38,852.86	0.77%	\$ 78,786.60	\$ 79,082.81	0.38%	\$ 13,391.27	\$ 13,790.23
MGS-S Customer 305	\$ 2,703.08	\$ 2,830.64	4.72%	\$ 4,558.72	\$ 4,686.28	2.80%	\$ 1,467.90	\$ 1,552.73
MGS-S Customer 306	\$ 4,909.65	\$ 5,020.70	2.26%	\$ 13,150.35	\$ 13,261.40	0.84%	\$ 2,048.11	\$ 2,131.57
MGS-S Customer 307	\$ 7,570.05	\$ 7,693.55	1.63%	\$ 23,856.28	\$ 23,979.78	0.52%	\$ 2,916.45	\$ 2,997.20
MGS-S Customer 308	\$ 10,149.82	\$ 10,311.24	1.59%	\$ 36,627.00	\$ 36,788.42	0.44%	\$ 3,849.43	\$ 3,970.25
MGS-S Customer 309	\$ 8,516.00	\$ 8,642.40	1.48%	\$ 34,577.26	\$ 34,703.66	0.37%	\$ 3,139.55	\$ 3,266.15
MGS-S Customer 310	\$ 5,999.44	\$ 6,142.13	2.38%	\$ 19,243.06	\$ 19,385.75	0.74%	\$ 2,526.83	\$ 2,617.15
MGS-S Customer 311	\$ 6,368.35	\$ 6,485.96	1.85%	\$ 20,399.93	\$ 20,517.54	0.58%	\$ 2,509.02	\$ 2,597.92
MGS-S Customer 312	\$ 4,140.64	\$ 4,248.61	2.61%	\$ 7,974.64	\$ 8,082.61	1.35%	\$ 1,825.29	\$ 1,892.38
MGS-S Customer 313	\$ 6,248.68	\$ 6,364.78	1.86%	\$ 23,950.98	\$ 24,067.08	0.48%	\$ 2,417.19	\$ 2,537.11
MGS-S Customer 314	\$ 2,564.96	\$ 2,691.99	4.95%	\$ 7,034.95	\$ 7,161.98	1.81%	\$ 1,420.01	\$ 1,481.19
MGS-S Customer 315	\$ 11,318.02	\$ 11,457.07	1.23%	\$ 45,509.82	\$ 45,648.87	0.31%	\$ 4,034.89	\$ 4,186.25
MGS-S Customer 316	\$ 4,129.76	\$ 4,263.36	3.24%	\$ 11,360.36	\$ 11,493.96	1.18%	\$ 1,902.60	\$ 2,015.89
MGS-S Customer 317	\$ 8,330.31	\$ 8,484.32	1.85%	\$ 20,458.37	\$ 20,612.38	0.75%	\$ 3,327.41	\$ 3,438.31

Internal Use

Customer	Delivery 1/24 Prices	Delivery 8/24 Prices	Delivery % Difference	Bundled 1/24 Prices	Bundled 8/24 Prices	Bundled % Difference	Distribution 8/24 Prices	Distribution 1/25 Prices
MGS-S Customer 318	\$ 3,737.85	\$ 3,870.19	3.54%	\$ 11,624.33	\$ 11,756.67	1.14%	\$ 1,795.26	\$ 1,866.08
MGS-S Customer 319	\$ 11,396.97	\$ 11,563.54	1.46%	\$ 41,658.56	\$ 41,825.13	0.40%	\$ 4,226.07	\$ 4,384.31
MGS-S Customer 320	\$ 5,606.53	\$ 5,720.47	2.03%	\$ 19,248.93	\$ 19,362.87	0.59%	\$ 2,250.09	\$ 2,335.59
MGS-S Customer 321	\$ 10,546.45	\$ 10,709.78	1.55%	\$ 21,218.68	\$ 21,382.01	0.77%	\$ 4,025.73	\$ 4,239.93
MGS-S Customer 322	\$ 8,637.53	\$ 8,792.85	1.80%	\$ 20,907.05	\$ 21,062.37	0.74%	\$ 3,424.07	\$ 3,546.38
MGS-S Customer 323	\$ 3,428.22	\$ 3,559.36	3.83%	\$ 8,854.72	\$ 8,985.86	1.48%	\$ 1,709.20	\$ 1,774.96
MGS-S Customer 324	\$ 7,237.38	\$ 7,386.31	2.06%	\$ 15,546.75	\$ 15,695.68	0.96%	\$ 2,973.30	\$ 3,086.61
MGS-S Customer 325	\$ 6,530.22	\$ 6,647.89	1.80%	\$ 21,892.06	\$ 22,009.73	0.54%	\$ 2,528.65	\$ 2,652.14
MGS-S Customer 326	\$ 7,282.73	\$ 7,404.50	1.67%	\$ 22,556.58	\$ 22,678.35	0.54%	\$ 2,805.85	\$ 2,909.64
MGS-S Customer 327	\$ 8,144.97	\$ 8,297.06	1.87%	\$ 21,838.33	\$ 21,990.42	0.70%	\$ 3,214.62	\$ 3,373.21
MGS-S Customer 328	\$ 11,821.75	\$ 11,989.90	1.42%	\$ 48,619.22	\$ 48,787.37	0.35%	\$ 4,332.87	\$ 4,483.88
MGS-S Customer 329	\$ 3,141.70	\$ 3,271.25	4.12%	\$ 8,678.80	\$ 8,808.35	1.49%	\$ 1,602.17	\$ 1,676.63
MGS-S Customer 330	\$ 4,139.74	\$ 4,274.35	3.25%	\$ 8,782.96	\$ 8,917.57	1.53%	\$ 1,955.03	\$ 2,029.23
MGS-S Customer 331	\$ 22,056.01	\$ 22,270.23	0.97%	\$ 81,729.07	\$ 81,943.29	0.26%	\$ 7,614.28	\$ 7,903.01
MGS-S Customer 332	\$ 42,972.39	\$ 43,469.15	1.16%	\$ 90,985.98	\$ 91,482.74	0.55%	\$ 16,111.37	\$ 16,456.26
MGS-S Customer 333	\$ 2,188.07	\$ 2,286.81	4.51%	\$ 6,678.29	\$ 6,777.03	1.48%	\$ 1,166.55	\$ 1,203.73
MGS-S Customer 334	\$ 8,539.85	\$ 8,666.27	1.48%	\$ 36,475.15	\$ 36,601.57	0.35%	\$ 3,138.37	\$ 3,260.11
MGS-S Customer 335	\$ 7,371.41	\$ 7,520.06	2.02%	\$ 24,574.95	\$ 24,723.60	0.60%	\$ 2,955.17	\$ 3,070.62
MGS-S Customer 336	\$ 7,683.17	\$ 7,833.25	1.95%	\$ 22,491.74	\$ 22,641.82	0.67%	\$ 3,064.25	\$ 3,200.18
MGS-S Customer 337	\$ 10,254.72	\$ 10,388.52	1.30%	\$ 48,009.38	\$ 48,143.18	0.28%	\$ 3,657.81	\$ 3,787.35
MGS-S Customer 338	\$ 8,449.43	\$ 8,576.19	1.50%	\$ 28,452.66	\$ 28,579.42	0.45%	\$ 3,162.94	\$ 3,284.94
MGS-S Customer 339	\$ 11,216.90	\$ 11,356.76	1.25%	\$ 35,733.31	\$ 35,873.17	0.39%	\$ 4,082.52	\$ 4,215.74
MGS-S Customer 340	\$ 5,231.82	\$ 5,371.19	2.66%	\$ 12,818.93	\$ 12,958.30	1.09%	\$ 2,296.98	\$ 2,391.80
MGS-S Customer 341	\$ 8,007.99	\$ 8,159.90	1.90%	\$ 26,107.35	\$ 26,259.26	0.58%	\$ 3,177.92	\$ 3,282.92
MGS-S Customer 342	\$ 2,417.19	\$ 2,516.43	4.11%	\$ 7,220.83	\$ 7,320.07	1.37%	\$ 1,217.35	\$ 1,288.30
MGS-S Customer 343	\$ 14,673.29	\$ 14,852.95	1.22%	\$ 55,629.96	\$ 55,809.62	0.32%	\$ 5,194.03	\$ 5,471.17
MGS-S Customer 344	\$ 4,349.19	\$ 4,484.75	3.12%	\$ 10,321.07	\$ 10,456.63	1.31%	\$ 2,020.40	\$ 2,091.93
MGS-S Customer 345	\$ 3,057.59	\$ 3,186.31	4.21%	\$ 9,940.49	\$ 10,069.21	1.29%	\$ 1,551.06	\$ 1,641.33
MGS-S Customer 346	\$ 21,987.19	\$ 22,199.98	0.97%	\$ 96,999.92	\$ 97,212.71	0.22%	\$ 7,502.09	\$ 7,764.96
MGS-S Customer 347	\$ 4,781.60	\$ 4,891.81	2.30%	\$ 15,773.76	\$ 15,883.97	0.70%	\$ 1,987.51	\$ 2,066.74
MGS-S Customer 348	\$ 48,270.74	\$ 48,637.40	0.76%	\$ 205,508.97	\$ 205,875.63	0.18%	\$ 16,127.24	\$ 16,579.85
MGS-S Customer 349	\$ 18,118.97	\$ 18,315.47	1.08%	\$ 64,976.21	\$ 65,172.71	0.30%	\$ 6,362.47	\$ 6,621.05
MGS-S Customer 350	\$ 8,449.27	\$ 8,602.64	1.82%	\$ 32,398.93	\$ 32,552.30	0.47%	\$ 3,282.95	\$ 3,396.47
MGS-S Customer 351	\$ 3,616.96	\$ 3,748.81	3.65%	\$ 10,634.46	\$ 10,766.31	1.24%	\$ 1,760.30	\$ 1,830.05
MGS-S Customer 352	\$ 7,206.25	\$ 7,354.63	2.06%	\$ 21,180.47	\$ 21,328.85	0.70%	\$ 2,930.50	\$ 3,033.48
MGS-S Customer 353	\$ 9,143.82	\$ 9,272.87	1.41%	\$ 40,277.81	\$ 40,406.86	0.32%	\$ 3,323.54	\$ 3,447.53
MGS-S Customer 354	\$ 1,064.52	\$ 1,184.71	11.29%	\$ 1,486.27	\$ 1,606.46	8.09%	\$ 936.73	\$ 986.78
MGS-S Customer 355	\$ 5,863.76	\$ 5,979.26	1.97%	\$ 19,351.67	\$ 19,467.17	0.60%	\$ 2,352.90	\$ 2,422.51
MGS-S Customer 356	\$ 4,174.94	\$ 4,282.82	2.58%	\$ 9,666.91	\$ 9,774.79	1.12%	\$ 1,821.35	\$ 1,893.67
MGS-S Customer 357	\$ 3,668.04	\$ 3,773.73	2.88%	\$ 7,034.70	\$ 7,140.39	1.50%	\$ 1,665.23	\$ 1,731.52

Customer	Delivery 1/24 Prices	Delivery 8/24 Prices	Delivery % Difference	Bundled 1/24 Prices	Bundled 8/24 Prices	Bundled % Difference	Distribution 8/24 Prices	Distribution 1/25 Prices
MGS-S Customer 358	\$ 6,688.85	\$ 6,807.72	1.78%	\$ 23,386.09	\$ 23,504.96	0.51%	\$ 2,598.10	\$ 2,691.17
MGS-S Customer 359	\$ 7,983.18	\$ 8,135.06	1.90%	\$ 22,037.61	\$ 22,189.49	0.69%	\$ 3,183.68	\$ 3,306.87
MGS-S Customer 360	\$ 8,287.59	\$ 8,440.98	1.85%	\$ 23,935.88	\$ 24,089.27	0.64%	\$ 3,284.97	\$ 3,399.31
MGS-S Customer 361	\$ 5,888.25	\$ 6,031.89	2.44%	\$ 15,920.60	\$ 16,064.24	0.90%	\$ 2,563.37	\$ 2,586.87
MGS-S Customer 362	\$ 1,826.67	\$ 1,923.37	5.29%	\$ 4,907.22	\$ 5,003.92	1.97%	\$ 1,034.05	\$ 1,093.00
MGS-S Customer 363	\$ 21,533.51	\$ 21,744.99	0.98%	\$ 81,256.84	\$ 81,468.32	0.26%	\$ 7,426.26	\$ 7,723.09
MGS-S Customer 364	\$ 6,728.15	\$ 6,873.35	2.16%	\$ 27,033.37	\$ 27,178.57	0.54%	\$ 2,712.29	\$ 2,824.82
MGS-S Customer 365	\$ 43,387.64	\$ 43,700.13	0.72%	\$ 154,840.42	\$ 155,152.91	0.20%	\$ 14,541.42	\$ 14,968.49
MGS-S Customer 366	\$ 7,610.72	\$ 7,734.92	1.63%	\$ 12,840.45	\$ 12,964.65	0.97%	\$ 2,981.19	\$ 3,097.19
MGS-S Customer 367	\$ 3,522.23	\$ 3,652.89	3.71%	\$ 12,379.95	\$ 12,510.61	1.06%	\$ 1,691.12	\$ 1,790.57
MGS-S Customer 368	\$ 11,958.33	\$ 12,128.22	1.42%	\$ 32,754.32	\$ 32,924.21	0.52%	\$ 4,469.26	\$ 4,651.23
MGS-S Customer 369	\$ 7,247.14	\$ 7,395.33	2.04%	\$ 25,323.65	\$ 25,471.84	0.59%	\$ 2,916.45	\$ 3,018.40
MGS-S Customer 370	\$ 15,232.71	\$ 15,415.81	1.20%	\$ 61,808.87	\$ 61,991.97	0.30%	\$ 5,403.09	\$ 5,610.44
MGS-S Customer 371	\$ 19,697.31	\$ 19,902.16	1.04%	\$ 57,294.63	\$ 57,499.48	0.36%	\$ 6,956.86	\$ 7,239.48
MGS-S Customer 372	\$ 751.72	\$ 843.73	12.24%	\$ 1,222.83	\$ 1,314.84	7.52%	\$ 696.82	\$ 733.69
MGS-S Customer 373	\$ 6,123.22	\$ 6,239.07	1.89%	\$ 23,335.90	\$ 23,451.75	0.50%	\$ 2,391.28	\$ 2,493.14
MGS-S Customer 374	\$ 19,791.94	\$ 19,996.51	1.03%	\$ 68,989.30	\$ 69,193.87	0.30%	\$ 6,926.22	\$ 7,185.07
MGS-S Customer 375	\$ 12,991.06	\$ 13,166.39	1.35%	\$ 27,488.83	\$ 27,664.16	0.64%	\$ 4,857.23	\$ 5,058.30
MGS-S Customer 376	\$ 7,495.06	\$ 7,617.38	1.63%	\$ 26,886.63	\$ 27,008.95	0.45%	\$ 2,846.24	\$ 2,955.31
MGS-S Customer 377	\$ 4,828.01	\$ 4,938.59	2.29%	\$ 14,221.63	\$ 14,332.21	0.78%	\$ 2,013.96	\$ 2,094.43
MGS-S Customer 378	\$ 4,731.27	\$ 4,868.12	2.89%	\$ 13,104.51	\$ 13,241.36	1.04%	\$ 2,119.84	\$ 2,211.96
MGS-S Customer 379	\$ 6,900.08	\$ 7,046.74	2.13%	\$ 22,846.72	\$ 22,993.38	0.64%	\$ 2,810.31	\$ 2,913.27
MGS-S Customer 380	\$ 4,315.00	\$ 4,450.35	3.14%	\$ 9,772.23	\$ 9,907.58	1.39%	\$ 2,007.92	\$ 2,084.88
MGS-S Customer 381	\$ 5,364.84	\$ 5,478.03	2.11%	\$ 14,560.78	\$ 14,673.97	0.78%	\$ 2,197.96	\$ 2,283.13
MGS-S Customer 382	\$ 6,342.75	\$ 6,460.04	1.85%	\$ 21,427.95	\$ 21,545.24	0.55%	\$ 2,488.38	\$ 2,582.77
MGS-S Customer 383	\$ 3,918.19	\$ 4,050.80	3.38%	\$ 17,008.24	\$ 17,140.85	0.78%	\$ 1,816.46	\$ 1,893.08
MGS-S Customer 384	\$ 7,321.06	\$ 7,469.67	2.03%	\$ 22,257.61	\$ 22,406.22	0.67%	\$ 2,952.67	\$ 3,069.49
MGS-S Customer 385	\$ 4,436.40	\$ 4,545.12	2.45%	\$ 12,277.06	\$ 12,385.78	0.89%	\$ 1,885.88	\$ 1,970.41
MGS-S Customer 386	\$ 4,995.78	\$ 5,107.04	2.23%	\$ 15,939.61	\$ 16,050.87	0.70%	\$ 2,061.38	\$ 2,141.62
MGS-S Customer 387	\$ 62,767.44	\$ 63,167.63	0.64%	\$ 183,886.93	\$ 184,287.12	0.22%	\$ 20,862.55	\$ 21,717.25
MGS-S Customer 388	\$ 11,421.54	\$ 11,588.30	1.46%	\$ 39,667.52	\$ 39,834.28	0.42%	\$ 4,242.50	\$ 4,408.85
MGS-S Customer 389	\$ 5,177.08	\$ 5,315.73	2.68%	\$ 18,001.01	\$ 18,139.66	0.77%	\$ 2,244.59	\$ 2,334.72
MGS-S Customer 390	\$ 5,167.47	\$ 5,279.73	2.17%	\$ 12,132.98	\$ 12,245.24	0.93%	\$ 2,137.44	\$ 2,232.58
MGS-S Customer 391	\$ 3,817.39	\$ 3,950.22	3.48%	\$ 10,632.19	\$ 10,765.02	1.25%	\$ 1,829.79	\$ 1,901.45
MGS-S Customer 392	\$ 3,428.43	\$ 3,532.70	3.04%	\$ 10,814.43	\$ 10,918.70	0.96%	\$ 1,561.60	\$ 1,617.73
MGS-S Customer 393	\$ 6,697.89	\$ 6,816.58	1.77%	\$ 23,755.40	\$ 23,874.09	0.50%	\$ 2,590.45	\$ 2,694.02
MGS-S Customer 394	\$ 2,726.75	\$ 2,827.94	3.71%	\$ 7,649.46	\$ 7,750.65	1.32%	\$ 1,342.58	\$ 1,389.74
MGS-S Customer 395	\$ 7,501.03	\$ 7,624.73	1.65%	\$ 22,035.37	\$ 22,159.07	0.56%	\$ 2,920.65	\$ 2,981.31
MGS-S Customer 396	\$ 10,309.69	\$ 10,472.52	1.58%	\$ 28,133.34	\$ 28,296.17	0.58%	\$ 3,954.35	\$ 4,090.24
MGS-S Customer 397	\$ 2,626.91	\$ 2,754.19	4.85%	\$ 7,499.11	\$ 7,626.39	1.70%	\$ 1,437.75	\$ 1,500.09

Customer	Delivery 1/24 Prices	Delivery 8/24 Prices	Delivery % Difference	Bundled 1/24 Prices	Bundled 8/24 Prices	Bundled % Difference	Distribution 8/24 Prices	Distribution 1/25 Prices
MGS-S Customer 398	\$ 3,494.73	\$ 3,627.72	3.81%	\$ 9,047.94	\$ 9,180.93	1.47%	\$ 1,733.56	\$ 1,811.53
MGS-S Customer 399	\$ 4,031.47	\$ 4,165.36	3.32%	\$ 10,476.85	\$ 10,610.74	1.28%	\$ 1,904.66	\$ 1,978.91
MGS-S Customer 400	\$ 7,474.40	\$ 7,624.63	2.01%	\$ 12,851.65	\$ 13,001.88	1.17%	\$ 3,068.52	\$ 3,191.76
MGS-S Customer 401	\$ 4,132.34	\$ 4,239.99	2.61%	\$ 10,095.76	\$ 10,203.41	1.07%	\$ 1,804.65	\$ 1,875.16
MGS-S Customer 402	\$ 4,050.27	\$ 4,157.45	2.65%	\$ 11,503.92	\$ 11,611.10	0.93%	\$ 1,769.58	\$ 1,835.05
MGS-S Customer 403	\$ 10,416.11	\$ 10,581.78	1.59%	\$ 20,750.12	\$ 20,915.79	0.80%	\$ 4,059.54	\$ 4,188.26
MGS-S Customer 404	\$ 9,809.82	\$ 9,943.06	1.36%	\$ 30,962.65	\$ 31,095.89	0.43%	\$ 3,619.32	\$ 3,750.94
MGS-S Customer 405	\$ 7,148.82	\$ 7,269.71	1.69%	\$ 23,537.31	\$ 23,658.20	0.51%	\$ 2,746.99	\$ 2,856.52
MGS-S Customer 406	\$ 3,679.43	\$ 3,811.87	3.60%	\$ 10,876.44	\$ 11,008.88	1.22%	\$ 1,794.06	\$ 1,846.78
MGS-S Customer 407	\$ 4,603.69	\$ 4,712.96	2.37%	\$ 13,107.88	\$ 13,217.15	0.83%	\$ 1,929.55	\$ 2,026.43
MGS-S Customer 408	\$ 4,800.27	\$ 4,937.49	2.86%	\$ 13,054.68	\$ 13,191.90	1.05%	\$ 2,145.49	\$ 2,236.50
MGS-S Customer 409	\$ 11,454.83	\$ 11,595.27	1.23%	\$ 44,216.51	\$ 44,356.95	0.32%	\$ 4,117.39	\$ 4,236.99
MGS-S Customer 410	\$ 5,171.53	\$ 5,283.61	2.17%	\$ 15,690.30	\$ 15,802.38	0.71%	\$ 2,120.75	\$ 2,206.89
MGS-S Customer 411	\$ 6,891.93	\$ 7,038.68	2.13%	\$ 19,118.14	\$ 19,264.89	0.77%	\$ 2,822.94	\$ 2,939.77
MGS-S Customer 412	\$ 3,447.49	\$ 3,551.63	3.02%	\$ 6,693.84	\$ 6,797.98	1.56%	\$ 1,569.50	\$ 1,661.36
MGS-S Customer 413	\$ 860.20	\$ 978.76	13.78%	\$ 8,662.12	\$ 8,780.68	1.37%	\$ 819.60	\$ 861.98
MGS-S Customer 414	\$ 5,147.75	\$ 5,286.37	2.69%	\$ 16,907.65	\$ 17,046.27	0.82%	\$ 2,242.39	\$ 2,331.95
MGS-S Customer 415	\$ 2,986.06	\$ 3,088.32	3.42%	\$ 9,037.12	\$ 9,139.38	1.13%	\$ 1,419.98	\$ 1,473.00
MGS-S Customer 416	\$ 12,561.62	\$ 12,707.30	1.16%	\$ 42,807.33	\$ 42,953.01	0.34%	\$ 4,496.29	\$ 4,645.18
MGS-S Customer 417	\$ 4,884.35	\$ 5,021.93	2.82%	\$ 14,747.59	\$ 14,885.17	0.93%	\$ 2,167.43	\$ 2,253.14
MGS-S Customer 418	\$ 4,368.59	\$ 4,476.92	2.48%	\$ 13,832.02	\$ 13,940.35	0.78%	\$ 1,855.75	\$ 1,934.05
MGS-S Customer 419	\$ 12,677.34	\$ 12,850.10	1.36%	\$ 46,407.97	\$ 46,580.73	0.37%	\$ 4,653.70	\$ 4,801.87
MGS-S Customer 420	\$ 24,496.07	\$ 24,721.78	0.92%	\$ 75,805.03	\$ 76,030.74	0.30%	\$ 8,454.97	\$ 8,826.89
MGS-S Customer 421	\$ 11,391.88	\$ 11,559.61	1.47%	\$ 30,707.01	\$ 30,874.74	0.55%	\$ 4,304.95	\$ 4,459.16
MGS-S Customer 422	\$ 9,164.30	\$ 9,293.94	1.41%	\$ 36,148.81	\$ 36,278.45	0.36%	\$ 3,362.73	\$ 3,483.27
MGS-S Customer 423	\$ 8,293.35	\$ 8,446.16	1.84%	\$ 28,933.94	\$ 29,086.75	0.53%	\$ 3,247.12	\$ 3,367.21
MGS-S Customer 424	\$ 5,481.33	\$ 5,621.47	2.56%	\$ 18,444.89	\$ 18,585.03	0.76%	\$ 2,348.69	\$ 2,439.44
MGS-S Customer 425	\$ 5,665.33	\$ 5,779.58	2.02%	\$ 20,332.33	\$ 20,446.58	0.56%	\$ 2,269.25	\$ 2,347.08
MGS-S Customer 426	\$ 3,893.04	\$ 3,999.43	2.73%	\$ 11,832.99	\$ 11,939.38	0.90%	\$ 1,713.39	\$ 1,776.54
MGS-S Customer 427	\$ 7,787.76	\$ 7,941.15	1.97%	\$ 21,919.89	\$ 22,073.28	0.70%	\$ 3,147.22	\$ 3,247.71
MGS-S Customer 428	\$ 18,592.04	\$ 18,790.40	1.07%	\$ 76,098.66	\$ 76,297.02	0.26%	\$ 6,477.19	\$ 6,702.68
MGS-S Customer 429	\$ 4,468.75	\$ 4,577.82	2.44%	\$ 12,434.64	\$ 12,543.71	0.88%	\$ 1,905.11	\$ 1,978.30
MGS-S Customer 430	\$ 5,164.95	\$ 5,277.19	2.17%	\$ 15,280.83	\$ 15,393.07	0.73%	\$ 2,127.91	\$ 2,205.65
MGS-S Customer 431	\$ 4,858.97	\$ 4,969.79	2.28%	\$ 13,522.90	\$ 13,633.72	0.82%	\$ 2,030.38	\$ 2,110.20
MGS-S Customer 432	\$ 692.20	\$ 783.28	13.16%	\$ 8,223.43	\$ 8,314.51	1.11%	\$ 629.64	\$ 662.11
MGS-S Customer 433	\$ 6,120.17	\$ 6,263.53	2.34%	\$ 17,340.86	\$ 17,484.22	0.83%	\$ 2,577.12	\$ 2,674.99
MGS-S Customer 434	\$ 6,339.18	\$ 6,483.11	2.27%	\$ 21,285.44	\$ 21,429.37	0.68%	\$ 2,620.79	\$ 2,726.26
MGS-S Customer 435	\$ 9,500.30	\$ 9,632.62	1.39%	\$ 24,674.51	\$ 24,806.83	0.54%	\$ 3,555.06	\$ 3,685.63
MGS-S Customer 436	\$ 6,778.48	\$ 6,924.43	2.15%	\$ 24,350.63	\$ 24,496.58	0.60%	\$ 2,759.39	\$ 2,858.80
MGS-S Customer 437	\$ 5,585.21	\$ 5,726.17	2.52%	\$ 17,898.26	\$ 18,039.22	0.79%	\$ 2,399.81	\$ 2,477.21

Internal Use

Customer	Delivery 1/24 Prices	Delivery 8/24 Prices	Delivery % Difference	Bundled 1/24 Prices	Bundled 8/24 Prices	Bundled % Difference	Distribution 8/24 Prices	Distribution 1/25 Prices
MGS-S Customer 438	\$ 3,488.11	\$ 3,619.35	3.76%	\$ 9,877.73	\$ 10,008.97	1.33%	\$ 1,718.64	\$ 1,790.17
MGS-S Customer 439	\$ 5,368.04	\$ 5,481.17	2.11%	\$ 12,850.60	\$ 12,963.73	0.88%	\$ 2,200.42	\$ 2,299.33
MGS-S Customer 440	\$ 7,636.30	\$ 7,759.38	1.61%	\$ 25,347.17	\$ 25,470.25	0.49%	\$ 2,902.74	\$ 3,017.43
MGS-S Customer 441	\$ 4,643.19	\$ 4,779.77	2.94%	\$ 12,344.10	\$ 12,480.68	1.11%	\$ 2,098.45	\$ 2,184.93
MGS-S Customer 442	\$ 4,117.88	\$ 4,252.13	3.26%	\$ 11,947.23	\$ 12,081.48	1.12%	\$ 1,928.18	\$ 1,998.18
MGS-S Customer 443	\$ 5,625.54	\$ 5,766.37	2.50%	\$ 18,020.86	\$ 18,161.69	0.78%	\$ 2,399.61	\$ 2,494.36
MGS-S Customer 444	\$ 24,366.17	\$ 24,592.02	0.93%	\$ 81,131.79	\$ 81,357.64	0.28%	\$ 8,430.19	\$ 8,726.96
MGS-S Customer 445	\$ 4,022.40	\$ 4,129.57	2.66%	\$ 7,790.47	\$ 7,897.64	1.38%	\$ 1,774.75	\$ 1,854.56
MGS-S Customer 446	\$ 9,156.15	\$ 9,313.02	1.71%	\$ 30,038.98	\$ 30,195.85	0.52%	\$ 3,535.95	\$ 3,667.33
MGS-S Customer 447	\$ 37,157.26	\$ 37,451.50	0.79%	\$ 106,017.12	\$ 106,311.36	0.28%	\$ 12,730.84	\$ 13,167.73
MGS-S Customer 448	\$ 7,867.80	\$ 8,018.97	1.92%	\$ 25,021.06	\$ 25,172.23	0.60%	\$ 3,129.63	\$ 3,242.72
MGS-S Customer 449	\$ 2,678.80	\$ 2,779.67	3.77%	\$ 8,776.37	\$ 8,877.24	1.15%	\$ 1,319.48	\$ 1,364.28
MGS-S Customer 450	\$ 30,092.77	\$ 30,343.45	0.83%	\$ 113,048.19	\$ 113,298.87	0.22%	\$ 10,189.42	\$ 10,540.42
MGS-S Customer 451	\$ 29,588.31	\$ 29,836.40	0.84%	\$ 115,669.99	\$ 115,918.08	0.21%	\$ 10,002.58	\$ 10,340.39
MGS-S Customer 452	\$ 45,460.72	\$ 45,792.04	0.73%	\$ 102,885.07	\$ 103,216.39	0.32%	\$ 15,596.00	\$ 16,125.12
MGS-S Customer 453	\$ 7,717.76	\$ 7,868.81	1.96%	\$ 12,514.09	\$ 12,665.14	1.21%	\$ 3,137.62	\$ 3,285.68
MGS-S Customer 454	\$ 4,964.89	\$ 5,102.84	2.78%	\$ 14,236.47	\$ 14,374.42	0.97%	\$ 2,195.83	\$ 2,286.31
MGS-S Customer 455	\$ 21,304.88	\$ 21,516.03	0.99%	\$ 70,849.61	\$ 71,060.76	0.30%	\$ 7,408.65	\$ 7,718.66
MGS-S Customer 456	\$ 9,864.94	\$ 10,025.26	1.63%	\$ 27,942.25	\$ 28,102.57	0.57%	\$ 3,786.51	\$ 3,937.34
MGS-S Customer 457	\$ 30,520.93	\$ 30,771.18	0.82%	\$ 135,392.12	\$ 135,642.37	0.18%	\$ 10,168.01	\$ 10,537.94
MGS-S Customer 458	\$ 3,712.03	\$ 3,844.59	3.57%	\$ 9,681.16	\$ 9,813.72	1.37%	\$ 1,806.61	\$ 1,868.84
MGS-S Customer 459	\$ 4,441.72	\$ 4,577.61	3.06%	\$ 10,651.84	\$ 10,787.73	1.28%	\$ 2,046.18	\$ 2,123.62
MGS-S Customer 460	\$ 9,907.79	\$ 10,040.97	1.34%	\$ 36,156.10	\$ 36,289.28	0.37%	\$ 3,615.96	\$ 3,749.22
MGS-S Customer 461	\$ 3,150.27	\$ 3,252.86	3.26%	\$ 16,572.25	\$ 16,674.84	0.62%	\$ 1,436.31	\$ 1,474.63
MGS-S Customer 462	\$ 5,662.68	\$ 5,804.64	2.51%	\$ 12,602.60	\$ 12,744.56	1.13%	\$ 2,468.31	\$ 2,541.14
MGS-S Customer 463	\$ 5,879.88	\$ 6,022.33	2.42%	\$ 15,674.56	\$ 15,817.01	0.91%	\$ 2,510.03	\$ 2,600.00
MGS-S Customer 464	\$ 9,604.03	\$ 9,765.98	1.69%	\$ 15,408.62	\$ 15,570.57	1.05%	\$ 3,856.91	\$ 3,913.29
MGS-S Customer 465	\$ 3,839.39	\$ 3,972.22	3.46%	\$ 9,954.78	\$ 10,087.61	1.33%	\$ 1,834.43	\$ 1,916.22
MGS-S Customer 466	\$ 11,652.05	\$ 11,818.30	1.43%	\$ 57,764.30	\$ 57,930.55	0.29%	\$ 4,203.21	\$ 4,360.39
MGS-S Customer 467	\$ 1,843.16	\$ 1,940.16	5.26%	\$ 4,732.32	\$ 4,829.32	2.05%	\$ 1,049.80	\$ 1,097.69
MGS-S Customer 468	\$ 2,311.69	\$ 2,436.12	5.38%	\$ 18,455.77	\$ 18,580.20	0.67%	\$ 1,242.51	\$ 1,312.58
MGS-S Customer 469	\$ 8,297.04	\$ 8,422.72	1.51%	\$ 31,984.13	\$ 32,109.81	0.39%	\$ 3,086.04	\$ 3,205.42
MGS-S Customer 470	\$ 4,367.34	\$ 4,475.67	2.48%	\$ 14,838.92	\$ 14,947.25	0.73%	\$ 1,853.09	\$ 1,925.12
MGS-S Customer 471	\$ 4,908.46	\$ 5,045.96	2.80%	\$ 17,394.51	\$ 17,532.01	0.79%	\$ 2,160.10	\$ 2,242.15
MGS-S Customer 472	\$ 20,513.35	\$ 20,720.54	1.01%	\$ 81,701.54	\$ 81,908.73	0.25%	\$ 7,103.02	\$ 7,347.39
MGS-S Customer 473	\$ 911.55	\$ 1,031.03	13.11%	\$ 1,335.01	\$ 1,454.49	8.95%	\$ 886.23	\$ 932.98
MGS-S Customer 474	\$ 8,256.84	\$ 8,408.85	1.84%	\$ 34,617.24	\$ 34,769.25	0.44%	\$ 3,192.63	\$ 3,314.42
MGS-S Customer 475	\$ 7,527.05	\$ 7,650.21	1.64%	\$ 23,341.14	\$ 23,464.30	0.53%	\$ 2,896.95	\$ 2,987.80
MGS-S Customer 476	\$ 5,940.17	\$ 6,082.54	2.40%	\$ 12,935.85	\$ 13,078.22	1.10%	\$ 2,521.46	\$ 2,648.80
MGS-S Customer 477	\$ 6,054.29	\$ 6,197.31	2.36%	\$ 17,742.09	\$ 17,885.11	0.81%	\$ 2,552.88	\$ 2,648.29

Customer	Delivery 1/24 Prices	Delivery 8/24 Prices	Delivery % Difference	Bundled 1/24 Prices	Bundled 8/24 Prices	Bundled % Difference	Distribution 8/24 Prices	Distribution 1/25 Prices
MGS-S Customer 478	\$ 669.42	\$ 760.50	13.61%	\$ 7,084.30	\$ 7,175.38	1.29%	\$ 629.64	\$ 662.11
MGS-S Customer 479	\$ 7,036.78	\$ 7,184.27	2.10%	\$ 15,135.79	\$ 15,283.28	0.97%	\$ 2,884.63	\$ 3,024.15
MGS-S Customer 480	\$ 6,167.49	\$ 6,283.68	1.88%	\$ 23,184.78	\$ 23,300.97	0.50%	\$ 2,412.90	\$ 2,508.54
MGS-S Customer 481	\$ 2,873.68	\$ 2,975.78	3.55%	\$ 7,766.91	\$ 7,869.01	1.31%	\$ 1,401.30	\$ 1,438.87
MGS-S Customer 482	\$ 15,279.42	\$ 15,435.29	1.02%	\$ 69,070.18	\$ 69,226.05	0.23%	\$ 5,232.34	\$ 5,432.71
MGS-S Customer 483	\$ 4,249.52	\$ 4,357.42	2.54%	\$ 14,439.78	\$ 14,547.68	0.75%	\$ 1,819.16	\$ 1,884.87
MGS-S Customer 484	\$ 6,467.73	\$ 6,612.29	2.24%	\$ 21,975.59	\$ 22,120.15	0.66%	\$ 2,663.32	\$ 2,766.37
MGS-S Customer 485	\$ 3,789.39	\$ 3,895.51	2.80%	\$ 9,288.10	\$ 9,394.22	1.14%	\$ 1,694.08	\$ 1,758.03
MGS-S Customer 486	\$ 8,268.13	\$ 8,394.39	1.53%	\$ 22,682.49	\$ 22,808.75	0.56%	\$ 3,132.13	\$ 3,263.65
MGS-S Customer 487	\$ 5,779.68	\$ 5,895.04	2.00%	\$ 11,944.32	\$ 12,059.68	0.97%	\$ 2,354.41	\$ 2,451.00
MGS-S Customer 488	\$ 6,240.63	\$ 6,384.70	2.31%	\$ 16,837.33	\$ 16,981.40	0.86%	\$ 2,625.74	\$ 2,720.55
MGS-S Customer 489	\$ 25,282.02	\$ 25,513.35	0.91%	\$ 44,130.95	\$ 44,362.28	0.52%	\$ 8,887.79	\$ 9,348.59
MGS-S Customer 490	\$ 8,063.59	\$ 8,243.47	2.23%	\$ 17,670.88	\$ 17,850.76	1.02%	\$ 3,442.15	\$ 3,540.71
MGS-S Customer 491	\$ 4,780.53	\$ 4,890.60	2.30%	\$ 17,558.64	\$ 17,668.71	0.63%	\$ 1,976.65	\$ 2,053.14
MGS-S Customer 492	\$ 11,091.17	\$ 11,258.50	1.51%	\$ 20,625.33	\$ 20,792.66	0.81%	\$ 4,274.24	\$ 4,422.84
MGS-S Customer 493	\$ 2,597.84	\$ 2,725.31	4.91%	\$ 6,042.09	\$ 6,169.56	2.11%	\$ 1,446.03	\$ 1,497.83
MGS-S Customer 494	\$ 2,899.16	\$ 3,000.55	3.50%	\$ 8,311.49	\$ 8,412.88	1.22%	\$ 1,372.33	\$ 1,453.43
MGS-S Customer 495	\$ 3,850.03	\$ 3,956.17	2.76%	\$ 12,194.25	\$ 12,300.39	0.87%	\$ 1,695.67	\$ 1,758.74
MGS-S Customer 496	\$ 13,617.00	\$ 13,794.41	1.30%	\$ 36,524.35	\$ 36,701.76	0.49%	\$ 5,007.16	\$ 5,218.10
MGS-S Customer 497	\$ 5,399.01	\$ 5,538.87	2.59%	\$ 18,370.22	\$ 18,510.08	0.76%	\$ 2,326.19	\$ 2,409.13
MGS-S Customer 498	\$ 5,505.59	\$ 5,645.84	2.55%	\$ 19,066.40	\$ 19,206.65	0.74%	\$ 2,355.11	\$ 2,443.02
MGS-S Customer 499	\$ 6,248.08	\$ 6,391.69	2.30%	\$ 22,027.21	\$ 22,170.82	0.65%	\$ 2,592.93	\$ 2,686.09
MGS-S Customer 500	\$ 25,027.90	\$ 25,256.05	0.91%	\$ 87,955.19	\$ 88,183.34	0.26%	\$ 8,599.77	\$ 8,917.49
MGS-S Customer 501	\$ 16,042.40	\$ 16,253.46	1.32%	\$ 67,038.27	\$ 67,249.33	0.31%	\$ 5,842.19	\$ 6,011.33
MGS-S Customer 502	\$ 7,682.50	\$ 7,833.39	1.96%	\$ 19,042.25	\$ 19,193.14	0.79%	\$ 3,108.69	\$ 3,218.78
MGS-S Customer 503	\$ 9,336.34	\$ 9,495.16	1.70%	\$ 16,850.32	\$ 17,009.14	0.94%	\$ 3,679.76	\$ 3,828.17
MGS-S Customer 504	\$ 3,937.47	\$ 4,044.15	2.71%	\$ 10,934.18	\$ 11,040.86	0.98%	\$ 1,734.09	\$ 1,799.02
MGS-S Customer 505	\$ 5,200.95	\$ 5,313.68	2.17%	\$ 11,586.23	\$ 11,698.96	0.97%	\$ 2,164.28	\$ 2,245.24
MGS-S Customer 506	\$ 3,419.31	\$ 3,523.56	3.05%	\$ 9,719.58	\$ 9,823.83	1.07%	\$ 1,562.67	\$ 1,623.20
MGS-S Customer 507	\$ 2,435.00	\$ 2,534.43	4.08%	\$ 7,921.94	\$ 8,021.37	1.26%	\$ 1,225.94	\$ 1,287.65
MGS-S Customer 508	\$ 814.79	\$ 933.80	14.61%	\$ 1,547.68	\$ 1,666.69	7.69%	\$ 852.21	\$ 896.73
MGS-S Customer 509	\$ 10,662.17	\$ 10,826.38	1.54%	\$ 29,908.40	\$ 30,072.61	0.55%	\$ 4,056.71	\$ 4,205.20
MGS-S Customer 510	\$ 30,350.12	\$ 30,600.36	0.82%	\$ 121,304.00	\$ 121,554.24	0.21%	\$ 10,181.81	\$ 10,584.20
MGS-S Customer 511	\$ 10,902.35	\$ 11,040.85	1.27%	\$ 34,420.67	\$ 34,559.17	0.40%	\$ 3,985.24	\$ 4,112.33
MGS-S Customer 512	\$ 702.76	\$ 793.84	12.96%	\$ 8,751.72	\$ 8,842.80	1.04%	\$ 629.64	\$ 662.11
MGS-S Customer 513	\$ 14,872.62	\$ 15,028.65	1.05%	\$ 47,341.78	\$ 47,497.81	0.33%	\$ 5,242.95	\$ 5,442.26
MGS-S Customer 514	\$ 3,099.58	\$ 3,229.57	4.19%	\$ 5,001.61	\$ 5,131.60	2.60%	\$ 1,625.69	\$ 1,684.33
MGS-S Customer 515	\$ 26,443.40	\$ 26,682.86	0.91%	\$ 106,930.73	\$ 107,170.19	0.22%	\$ 9,234.52	\$ 9,210.59
MGS-S Customer 516	\$ 6,988.76	\$ 7,108.56	1.71%	\$ 28,318.36	\$ 28,438.16	0.42%	\$ 2,665.60	\$ 2,763.48
MGS-S Customer 517	\$ 7,797.92	\$ 7,948.69	1.93%	\$ 25,769.31	\$ 25,920.08	0.59%	\$ 3,101.16	\$ 3,212.24

Internal Use

Customer	Delivery 1/24 Prices	Delivery 8/24 Prices	Delivery % Difference	Bundled 1/24 Prices	Bundled 8/24 Prices	Bundled % Difference	Distribution 8/24 Prices	Distribution 1/25 Prices
MGS-S Customer 518	\$ 3,801.95	\$ 3,907.30	2.77%	\$ 13,999.41	\$ 14,104.76	0.75%	\$ 1,649.88	\$ 1,733.34
MGS-S Customer 519	\$ 4,936.23	\$ 5,047.00	2.24%	\$ 18,753.56	\$ 18,864.33	0.59%	\$ 2,024.71	\$ 2,099.42
MGS-S Customer 520	\$ 4,716.62	\$ 4,854.14	2.92%	\$ 9,086.06	\$ 9,223.58	1.51%	\$ 2,157.86	\$ 2,231.15
MGS-S Customer 521	\$ 5,405.37	\$ 5,545.26	2.59%	\$ 16,397.53	\$ 16,537.42	0.85%	\$ 2,333.19	\$ 2,427.89
MGS-S Customer 522	\$ 821.96	\$ 914.25	11.23%	\$ 1,711.96	\$ 1,804.25	5.39%	\$ 717.18	\$ 755.39
MGS-S Customer 523	\$ 5,883.77	\$ 6,026.45	2.42%	\$ 14,373.22	\$ 14,515.90	0.99%	\$ 2,524.31	\$ 2,609.57
MGS-S Customer 524	\$ 7,427.44	\$ 7,577.80	2.02%	\$ 18,657.27	\$ 18,807.63	0.81%	\$ 3,052.78	\$ 3,122.47
MGS-S Customer 525	\$ 15,845.16	\$ 16,033.53	1.19%	\$ 42,546.29	\$ 42,734.66	0.44%	\$ 5,765.62	\$ 5,961.09
MGS-S Customer 526	\$ 9,962.89	\$ 10,124.54	1.62%	\$ 20,717.39	\$ 20,879.04	0.78%	\$ 3,876.35	\$ 4,022.06
MGS-S Customer 527	\$ 7,408.81	\$ 7,531.95	1.66%	\$ 17,596.56	\$ 17,719.70	0.70%	\$ 2,895.94	\$ 2,986.54
MGS-S Customer 528	\$ 5,158.74	\$ 5,271.08	2.18%	\$ 13,330.76	\$ 13,443.10	0.84%	\$ 2,137.04	\$ 2,217.93
MGS-S Customer 529	\$ 2,525.59	\$ 2,652.44	5.02%	\$ 6,651.65	\$ 6,778.50	1.91%	\$ 1,408.18	\$ 1,470.12
MGS-S Customer 530	\$ 4,803.58	\$ 4,941.07	2.86%	\$ 12,699.88	\$ 12,837.37	1.08%	\$ 2,158.53	\$ 2,237.61
MGS-S Customer 531	\$ 5,664.33	\$ 5,805.40	2.49%	\$ 13,507.39	\$ 13,648.46	1.04%	\$ 2,426.86	\$ 2,545.13
MGS-S Customer 532	\$ 4,699.04	\$ 4,809.47	2.35%	\$ 10,637.67	\$ 10,748.10	1.04%	\$ 1,999.61	\$ 2,072.50
MGS-S Customer 533	\$ 9,302.77	\$ 9,459.86	1.69%	\$ 35,446.30	\$ 35,603.39	0.44%	\$ 3,550.75	\$ 3,680.64
MGS-S Customer 534	\$ 10,567.90	\$ 10,730.70	1.54%	\$ 41,254.55	\$ 41,417.35	0.39%	\$ 3,952.71	\$ 4,088.83
MGS-S Customer 535	\$ 7,429.24	\$ 7,578.57	2.01%	\$ 20,870.99	\$ 21,020.32	0.72%	\$ 3,002.04	\$ 3,117.27
MGS-S Customer 536	\$ 8,992.04	\$ 9,147.89	1.73%	\$ 27,630.73	\$ 27,786.58	0.56%	\$ 3,475.93	\$ 3,631.49
MGS-S Customer 537	\$ 10,292.84	\$ 10,454.60	1.57%	\$ 38,370.28	\$ 38,532.04	0.42%	\$ 3,878.25	\$ 4,011.16
MGS-S Customer 538	\$ 8,116.45	\$ 8,268.11	1.87%	\$ 31,485.66	\$ 31,637.32	0.48%	\$ 3,166.67	\$ 3,286.44
MGS-S Customer 539	\$ 9,310.45	\$ 9,467.78	1.69%	\$ 33,621.19	\$ 33,778.52	0.47%	\$ 3,566.80	\$ 3,696.17
MGS-S Customer 540	\$ 9,941.07	\$ 10,101.03	1.61%	\$ 39,018.89	\$ 39,178.85	0.41%	\$ 3,751.37	\$ 3,881.39
MGS-S Customer 541	\$ 8,786.38	\$ 8,941.29	1.76%	\$ 31,616.26	\$ 31,771.17	0.49%	\$ 3,397.24	\$ 3,524.30
MGS-S Customer 542	\$ 11,293.93	\$ 11,460.20	1.47%	\$ 42,433.06	\$ 42,599.33	0.39%	\$ 4,197.11	\$ 4,338.76
MGS-S Customer 543	\$ 11,072.69	\$ 11,236.79	1.48%	\$ 52,454.42	\$ 52,618.52	0.31%	\$ 4,046.97	\$ 4,189.71
MGS-S Customer 544	\$ 11,181.63	\$ 11,346.83	1.48%	\$ 50,598.02	\$ 50,763.22	0.33%	\$ 4,113.88	\$ 4,237.25
MGS-S Customer 545	\$ 9,272.57	\$ 9,429.81	1.70%	\$ 32,952.57	\$ 33,109.81	0.48%	\$ 3,559.83	\$ 3,687.02
MGS-S Customer 546	\$ 6,989.38	\$ 7,136.13	2.10%	\$ 26,050.50	\$ 26,197.25	0.56%	\$ 2,817.52	\$ 2,922.68
MGS-S Customer 547	\$ 10,503.64	\$ 10,666.33	1.55%	\$ 38,182.87	\$ 38,345.56	0.43%	\$ 3,947.21	\$ 4,089.06
MGS-S Customer 548	\$ 10,312.05	\$ 10,473.71	1.57%	\$ 39,560.35	\$ 39,722.01	0.41%	\$ 3,873.37	\$ 4,010.44
MGS-S Customer 549	\$ 9,395.17	\$ 9,552.38	1.67%	\$ 40,267.27	\$ 40,424.48	0.39%	\$ 3,555.77	\$ 3,677.46
MGS-S Customer 550	\$ 11,693.50	\$ 11,860.90	1.43%	\$ 50,607.13	\$ 50,774.53	0.33%	\$ 4,278.12	\$ 4,423.09
MGS-S Customer 551	\$ 12,884.87	\$ 13,057.38	1.34%	\$ 57,100.34	\$ 57,272.85	0.30%	\$ 4,642.14	\$ 4,802.23
MGS-S Customer 552	\$ 6,964.70	\$ 7,111.35	2.11%	\$ 26,034.28	\$ 26,180.93	0.56%	\$ 2,809.98	\$ 2,913.76
MGS-S Customer 553	\$ 14,171.12	\$ 14,349.50	1.26%	\$ 61,192.90	\$ 61,371.28	0.29%	\$ 5,057.95	\$ 5,231.64
MGS-S Customer 554	\$ 10,112.09	\$ 10,272.31	1.58%	\$ 42,356.61	\$ 42,516.83	0.38%	\$ 3,776.79	\$ 3,921.49
MGS-S Customer 555	\$ 8,474.73	\$ 8,627.92	1.81%	\$ 34,198.11	\$ 34,351.30	0.45%	\$ 3,273.90	\$ 3,394.22
MGS-S Customer 556	\$ 9,651.79	\$ 9,810.66	1.65%	\$ 34,763.17	\$ 34,922.04	0.46%	\$ 3,676.64	\$ 3,809.76
MGS-S Customer 557	\$ 1,260.32	\$ 1,381.37	9.60%	\$ 2,028.17	\$ 2,149.22	5.97%	\$ 999.02	\$ 1,053.16

Internal Use

Customer	Delivery 1/24 Prices	Delivery 8/24 Prices	Delivery % Difference	Bundled 1/24 Prices	Bundled 8/24 Prices	Bundled % Difference	Distribution 8/24 Prices	Distribution 1/25 Prices
MGS-S Customer 558	\$ 9,926.90	\$ 10,086.67	1.61%	\$ 40,110.79	\$ 40,270.56	0.40%	\$ 3,738.35	\$ 3,868.72
MGS-S Customer 559	\$ 10,576.34	\$ 10,738.88	1.54%	\$ 44,553.78	\$ 44,716.32	0.36%	\$ 3,933.72	\$ 4,068.09
MGS-S Customer 560	\$ 9,919.01	\$ 10,079.04	1.61%	\$ 35,939.13	\$ 36,099.16	0.45%	\$ 3,759.62	\$ 3,896.96
MGS-S Customer 561	\$ 11,016.13	\$ 11,181.10	1.50%	\$ 40,512.15	\$ 40,677.12	0.41%	\$ 4,108.82	\$ 4,254.96
MGS-S Customer 562	\$ 8,053.42	\$ 8,205.01	1.88%	\$ 31,271.68	\$ 31,423.27	0.48%	\$ 3,156.51	\$ 3,262.70
MGS-S Customer 563	\$ 14,285.77	\$ 14,464.20	1.25%	\$ 67,496.07	\$ 67,674.50	0.26%	\$ 5,058.77	\$ 5,226.28
MGS-S Customer 564	\$ 10,837.13	\$ 11,000.23	1.51%	\$ 51,377.88	\$ 51,540.98	0.32%	\$ 3,974.24	\$ 4,113.09
MGS-S Customer 565	\$ 7,398.44	\$ 7,547.25	2.01%	\$ 25,922.87	\$ 26,071.68	0.57%	\$ 2,962.01	\$ 3,068.78
MGS-S Customer 566	\$ 9,715.94	\$ 9,874.21	1.63%	\$ 44,290.87	\$ 44,449.14	0.36%	\$ 3,633.96	\$ 3,764.46
MGS-S Customer 567	\$ 11,171.24	\$ 11,335.91	1.47%	\$ 52,205.61	\$ 52,370.28	0.32%	\$ 4,085.61	\$ 4,225.82
MGS-S Customer 568	\$ 9,749.29	\$ 9,908.16	1.63%	\$ 41,433.12	\$ 41,591.99	0.38%	\$ 3,672.00	\$ 3,794.85
MGS-S Customer 569	\$ 3,688.51	\$ 3,820.89	3.59%	\$ 8,816.66	\$ 8,949.04	1.50%	\$ 1,798.00	\$ 1,868.39
MGS-S Customer 570	\$ 7,600.14	\$ 7,749.53	1.97%	\$ 29,283.61	\$ 29,433.00	0.51%	\$ 3,004.97	\$ 3,117.69
MGS-S Customer 571	\$ 10,635.55	\$ 10,798.67	1.53%	\$ 41,349.62	\$ 41,512.74	0.39%	\$ 3,975.21	\$ 4,112.33
MGS-S Customer 572	\$ 9,243.37	\$ 9,400.04	1.69%	\$ 36,392.07	\$ 36,548.74	0.43%	\$ 3,521.72	\$ 3,653.28
MGS-S Customer 573	\$ 9,896.17	\$ 10,056.14	1.62%	\$ 36,016.84	\$ 36,176.81	0.44%	\$ 3,753.62	\$ 3,887.60
MGS-S Customer 574	\$ 9,890.42	\$ 10,050.35	1.62%	\$ 39,141.92	\$ 39,301.85	0.41%	\$ 3,743.30	\$ 3,859.63
MGS-S Customer 575	\$ 9,986.46	\$ 10,146.62	1.60%	\$ 38,154.74	\$ 38,314.90	0.42%	\$ 3,768.13	\$ 3,905.08
MGS-S Customer 576	\$ 8,605.35	\$ 8,759.56	1.79%	\$ 31,014.74	\$ 31,168.95	0.50%	\$ 3,344.39	\$ 3,462.53
MGS-S Customer 577	\$ 9,323.00	\$ 9,480.08	1.68%	\$ 36,974.81	\$ 37,131.89	0.42%	\$ 3,549.27	\$ 3,676.39
MGS-S Customer 578	\$ 2,493.58	\$ 2,620.58	5.09%	\$ 3,627.08	\$ 3,754.08	3.50%	\$ 1,418.31	\$ 1,480.19
MGS-S Customer 579	\$ 8,802.80	\$ 8,957.82	1.76%	\$ 31,632.68	\$ 31,787.70	0.49%	\$ 3,404.30	\$ 3,529.62
MGS-S Customer 580	\$ 7,874.98	\$ 8,025.72	1.91%	\$ 28,990.91	\$ 29,141.65	0.52%	\$ 3,101.27	\$ 3,217.93
MGS-S Customer 581	\$ 9,762.36	\$ 9,922.04	1.64%	\$ 33,036.04	\$ 33,195.72	0.48%	\$ 3,731.48	\$ 3,860.18
MGS-S Customer 582	\$ 10,497.32	\$ 10,659.03	1.54%	\$ 47,684.43	\$ 47,846.14	0.34%	\$ 3,878.51	\$ 4,019.34
MGS-S Customer 583	\$ 11,172.23	\$ 11,337.53	1.48%	\$ 45,556.45	\$ 45,721.75	0.36%	\$ 4,130.61	\$ 4,273.91
MGS-S Customer 584	\$ 8,563.99	\$ 8,718.15	1.80%	\$ 29,291.42	\$ 29,445.58	0.53%	\$ 3,341.00	\$ 3,460.35
MGS-S Customer 585	\$ 7,394.55	\$ 7,516.70	1.65%	\$ 23,729.91	\$ 23,852.06	0.51%	\$ 2,834.49	\$ 2,941.65
MGS-S Customer 586	\$ 7,287.00	\$ 7,409.71	1.68%	\$ 11,377.98	\$ 11,500.69	1.08%	\$ 2,876.96	\$ 2,992.91
MGS-S Customer 587	\$ 3,574.01	\$ 3,678.94	2.94%	\$ 10,178.45	\$ 10,283.38	1.03%	\$ 1,611.10	\$ 1,675.58
MGS-S Customer 588	\$ 11,397.96	\$ 11,564.65	1.46%	\$ 41,128.11	\$ 41,294.80	0.41%	\$ 4,232.87	\$ 4,387.67
MGS-S Customer 589	\$ 4,325.32	\$ 4,460.17	3.12%	\$ 13,366.32	\$ 13,501.17	1.01%	\$ 1,978.11	\$ 2,065.29
MGS-S Customer 590	\$ 11,021.06	\$ 11,185.99	1.50%	\$ 39,596.12	\$ 39,761.05	0.42%	\$ 4,109.94	\$ 4,265.15
MGS-S Customer 591	\$ 8,745.59	\$ 8,901.06	1.78%	\$ 24,244.54	\$ 24,400.01	0.64%	\$ 3,435.70	\$ 3,561.84
MGS-S Customer 592	\$ 3,170.23	\$ 3,272.91	3.24%	\$ 8,112.36	\$ 8,215.04	1.27%	\$ 1,464.97	\$ 1,552.13
MGS-S Customer 593	\$ 5,088.88	\$ 5,227.30	2.72%	\$ 15,578.97	\$ 15,717.39	0.89%	\$ 2,229.62	\$ 2,320.87
MGS-S Customer 594	\$ 2,428.26	\$ 2,527.89	4.10%	\$ 7,778.08	\$ 7,877.71	1.28%	\$ 1,234.15	\$ 1,283.65
MGS-S Customer 595	\$ 7,042.85	\$ 7,163.03	1.71%	\$ 20,867.95	\$ 20,988.13	0.58%	\$ 2,708.88	\$ 2,843.26
MGS-S Customer 596	\$ 6,534.62	\$ 6,679.68	2.22%	\$ 21,123.80	\$ 21,268.86	0.69%	\$ 2,696.72	\$ 2,795.06
MGS-S Customer 597	\$ 7,110.64	\$ 7,231.33	1.70%	\$ 24,445.12	\$ 24,565.81	0.49%	\$ 2,731.13	\$ 2,835.45

Internal Use

Customer	Delivery 1/24 Prices	Delivery 8/24 Prices	Delivery % Difference	Bundled 1/24 Prices	Bundled 8/24 Prices	Bundled % Difference	Distribution 8/24 Prices	Distribution 1/25 Prices
MGS-S Customer 598	\$ 1,742.94	\$ 1,866.18	7.07%	\$ 4,541.37	\$ 4,664.61	2.71%	\$ 1,151.95	\$ 1,206.30
MGS-S Customer 599	\$ 3,078.57	\$ 3,180.67	3.32%	\$ 10,950.88	\$ 11,052.98	0.93%	\$ 1,420.28	\$ 1,497.42
MGS-S Customer 600	\$ 36,454.00	\$ 36,748.36	0.81%	\$ 118,248.50	\$ 118,542.86	0.25%	\$ 12,439.51	\$ 12,859.59
MGS-S Customer 601	\$ 7,493.76	\$ 7,643.45	2.00%	\$ 20,894.60	\$ 21,044.29	0.72%	\$ 3,026.35	\$ 3,139.50
MGS-S Customer 602	\$ 14,294.56	\$ 14,475.66	1.27%	\$ 47,531.58	\$ 47,712.68	0.38%	\$ 5,229.67	\$ 5,363.44
MGS-S Customer 603	\$ 3,366.47	\$ 3,470.52	3.09%	\$ 9,588.47	\$ 9,692.52	1.09%	\$ 1,547.07	\$ 1,604.82
MGS-S Customer 604	\$ 8,057.11	\$ 8,209.34	1.89%	\$ 22,582.31	\$ 22,734.54	0.67%	\$ 3,207.16	\$ 3,328.88
MGS-S Customer 605	\$ 5,151.18	\$ 5,290.04	2.70%	\$ 14,515.09	\$ 14,653.95	0.96%	\$ 2,259.41	\$ 2,350.41
MGS-S Customer 606	\$ 769.04	\$ 860.12	11.84%	\$ 12,066.75	\$ 12,157.83	0.75%	\$ 629.64	\$ 662.11
MGS-S Customer 607	\$ 6,964.54	\$ 7,112.33	2.12%	\$ 14,300.27	\$ 14,448.06	1.03%	\$ 2,890.47	\$ 2,997.46
MGS-S Customer 608	\$ 3,555.35	\$ 3,687.14	3.71%	\$ 8,284.95	\$ 8,416.74	1.59%	\$ 1,755.60	\$ 1,824.74
MGS-S Customer 609	\$ 5,011.01	\$ 5,149.27	2.76%	\$ 14,028.70	\$ 14,166.96	0.99%	\$ 2,216.45	\$ 2,303.33
MGS-S Customer 610	\$ 4,367.59	\$ 4,503.12	3.10%	\$ 10,275.82	\$ 10,411.35	1.32%	\$ 2,021.83	\$ 2,100.24
MGS-S Customer 611	\$ 11,711.11	\$ 11,879.45	1.44%	\$ 28,179.36	\$ 28,347.70	0.60%	\$ 4,380.36	\$ 4,605.37
MGS-S Customer 612	\$ 4,625.16	\$ 4,762.02	2.96%	\$ 9,160.28	\$ 9,297.14	1.49%	\$ 2,116.96	\$ 2,200.44
MGS-S Customer 613	\$ 13,017.63	\$ 13,191.47	1.34%	\$ 46,642.34	\$ 46,816.18	0.37%	\$ 4,744.99	\$ 4,928.29
MGS-S Customer 614	\$ 6,695.87	\$ 6,839.87	2.15%	\$ 29,306.36	\$ 29,450.36	0.49%	\$ 2,649.29	\$ 2,807.07
MGS-S Customer 615	\$ 4,634.54	\$ 4,744.39	2.37%	\$ 13,460.95	\$ 13,570.80	0.82%	\$ 1,958.12	\$ 2,029.31
MGS-S Customer 616	\$ 712.97	\$ 831.58	16.64%	\$ 758.68	\$ 877.29	15.63%	\$ 823.23	\$ 865.85
MGS-S Customer 617	\$ 11,443.10	\$ 11,582.07	1.21%	\$ 51,355.17	\$ 51,494.14	0.27%	\$ 4,031.96	\$ 4,190.77
MGS-S Customer 618	\$ 4,806.30	\$ 4,943.18	2.85%	\$ 18,028.89	\$ 18,165.77	0.76%	\$ 2,117.80	\$ 2,201.94
MGS-S Customer 619	\$ 17,526.05	\$ 17,720.75	1.11%	\$ 57,769.71	\$ 57,964.41	0.34%	\$ 6,224.86	\$ 6,456.25
MGS-S Customer 620	\$ 1,876.79	\$ 2,000.84	6.61%	\$ 2,576.08	\$ 2,700.13	4.82%	\$ 1,204.18	\$ 1,271.48
MGS-S Customer 621	\$ 5,166.17	\$ 5,304.50	2.68%	\$ 26,978.19	\$ 27,116.52	0.51%	\$ 2,205.95	\$ 2,259.38
MGS-S Customer 622	\$ 721.11	\$ 839.67	16.44%	\$ 1,704.92	\$ 1,823.48	6.95%	\$ 819.60	\$ 861.98
MGS-S Customer 623	\$ 4,009.24	\$ 4,143.31	3.34%	\$ 8,375.83	\$ 8,509.90	1.60%	\$ 1,915.65	\$ 1,984.81
MGS-S Customer 624	\$ 7,749.06	\$ 7,899.49	1.94%	\$ 27,996.58	\$ 28,147.01	0.54%	\$ 3,073.92	\$ 3,177.57
MGS-S Customer 625	\$ 9,154.36	\$ 9,311.69	1.72%	\$ 29,255.62	\$ 29,412.95	0.54%	\$ 3,557.98	\$ 3,667.52
MGS-S Customer 626	\$ 5,696.61	\$ 5,837.50	2.47%	\$ 21,874.97	\$ 22,015.86	0.64%	\$ 2,401.50	\$ 2,491.14
MGS-S Customer 627	\$ 2,663.94	\$ 2,790.95	4.77%	\$ 8,431.97	\$ 8,558.98	1.51%	\$ 1,428.63	\$ 1,510.90
MGS-S Customer 628	\$ 3,881.29	\$ 3,987.54	2.74%	\$ 12,041.77	\$ 12,148.02	0.88%	\$ 1,704.93	\$ 1,771.68
MGS-S Customer 629	\$ 7,925.04	\$ 8,116.26	2.41%	\$ 17,619.17	\$ 17,810.39	1.09%	\$ 3,477.55	\$ 3,571.38
MGS-S Customer 630	\$ 5,427.09	\$ 5,566.80	2.57%	\$ 20,838.97	\$ 20,978.68	0.67%	\$ 2,316.48	\$ 2,402.20
MGS-S Customer 631	\$ 6,867.79	\$ 7,015.13	2.15%	\$ 17,594.86	\$ 17,742.20	0.84%	\$ 2,849.75	\$ 2,935.24
MGS-S Customer 632	\$ 63,356.53	\$ 63,759.09	0.64%	\$ 207,968.63	\$ 208,371.19	0.19%	\$ 20,980.93	\$ 21,733.26
MGS-S Customer 633	\$ 8,559.45	\$ 8,686.79	1.49%	\$ 27,119.07	\$ 27,246.41	0.47%	\$ 3,206.17	\$ 3,334.76
MGS-S Customer 634	\$ 8,881.28	\$ 9,038.04	1.77%	\$ 20,814.98	\$ 20,971.74	0.75%	\$ 3,519.34	\$ 3,631.05
MGS-S Customer 635	\$ 9,994.64	\$ 10,154.66	1.60%	\$ 38,651.97	\$ 38,811.99	0.41%	\$ 3,761.67	\$ 3,906.06
MGS-S Customer 636	\$ 12,482.32	\$ 12,657.51	1.40%	\$ 36,550.82	\$ 36,726.01	0.48%	\$ 4,699.01	\$ 4,804.61
MGS-S Customer 637	\$ 949.89	\$ 1,042.05	9.70%	\$ 9,593.25	\$ 9,685.41	0.96%	\$ 707.21	\$ 744.75

Internal Use

Customer	Delivery 1/24 Prices	Delivery 8/24 Prices	Delivery % Difference	Bundled 1/24 Prices	Bundled 8/24 Prices	Bundled % Difference	Distribution 8/24 Prices	Distribution 1/25 Prices
MGS-S Customer 638	\$ 5,960.01	\$ 6,103.14	2.40%	\$ 11,616.06	\$ 11,759.19	1.23%	\$ 2,560.95	\$ 2,658.81
MGS-S Customer 639	\$ 9,301.10	\$ 9,457.89	1.69%	\$ 34,737.33	\$ 34,894.12	0.45%	\$ 3,539.00	\$ 3,689.53
MGS-S Customer 640	\$ 4,268.35	\$ 4,403.54	3.17%	\$ 9,952.40	\$ 10,087.59	1.36%	\$ 1,994.60	\$ 2,065.85
MGS-S Customer 641	\$ 9,945.41	\$ 10,105.73	1.61%	\$ 35,933.54	\$ 36,093.86	0.45%	\$ 3,776.26	\$ 3,904.35
MGS-S Customer 642	\$ 21,651.45	\$ 21,864.08	0.98%	\$ 81,585.03	\$ 81,797.66	0.26%	\$ 7,491.62	\$ 7,755.39
MGS-S Customer 643	\$ 14,440.99	\$ 14,621.09	1.25%	\$ 53,244.93	\$ 53,425.03	0.34%	\$ 5,189.84	\$ 5,388.95
MGS-S Customer 644	\$ 10,130.65	\$ 10,265.27	1.33%	\$ 33,154.44	\$ 33,289.06	0.41%	\$ 3,716.93	\$ 3,849.15
MGS-S Customer 645	\$ 10,065.59	\$ 10,226.75	1.60%	\$ 34,243.78	\$ 34,404.94	0.47%	\$ 3,832.84	\$ 3,958.30
MGS-S Customer 646	\$ 8,654.72	\$ 8,782.54	1.48%	\$ 29,876.57	\$ 30,004.39	0.43%	\$ 3,232.99	\$ 3,345.50
MGS-S Customer 647	\$ 6,996.29	\$ 7,116.39	1.72%	\$ 37,748.87	\$ 37,868.97	0.32%	\$ 2,655.69	\$ 2,684.47
MGS-S Customer 648	\$ 3,366.84	\$ 3,497.95	3.89%	\$ 7,232.72	\$ 7,363.83	1.81%	\$ 1,704.24	\$ 1,763.25
MGS-S Customer 649	\$ 9,057.71	\$ 9,215.13	1.74%	\$ 23,784.01	\$ 23,941.43	0.66%	\$ 3,564.07	\$ 3,671.60
MGS-S Customer 650	\$ 22,922.05	\$ 23,143.15	0.96%	\$ 49,061.01	\$ 49,282.11	0.45%	\$ 8,115.75	\$ 8,450.94
MGS-S Customer 651	\$ 3,526.07	\$ 3,657.79	3.74%	\$ 7,325.22	\$ 7,456.94	1.80%	\$ 1,751.32	\$ 1,821.36
MGS-S Customer 652	\$ 3,804.16	\$ 3,937.17	3.50%	\$ 10,844.74	\$ 10,977.75	1.23%	\$ 1,835.30	\$ 1,892.04
MGS-S Customer 653	\$ 4,093.71	\$ 4,201.03	2.62%	\$ 12,846.42	\$ 12,953.74	0.84%	\$ 1,777.69	\$ 1,840.31
MGS-S Customer 654	\$ 4,493.44	\$ 4,602.15	2.42%	\$ 16,797.69	\$ 16,906.40	0.65%	\$ 1,880.89	\$ 1,956.73
MGS-S Customer 655	\$ 8,477.45	\$ 8,630.57	1.81%	\$ 32,500.24	\$ 32,653.36	0.47%	\$ 3,275.60	\$ 3,410.30
MGS-S Customer 656	\$ 5,061.81	\$ 5,200.54	2.74%	\$ 13,627.01	\$ 13,765.74	1.02%	\$ 2,244.39	\$ 2,322.21
MGS-S Customer 657	\$ 7,745.61	\$ 7,896.21	1.94%	\$ 25,822.12	\$ 25,972.72	0.58%	\$ 3,086.50	\$ 3,192.18
MGS-S Customer 658	\$ 25,117.50	\$ 25,346.94	0.91%	\$ 92,704.46	\$ 92,933.90	0.25%	\$ 8,656.17	\$ 8,899.54
MGS-S Customer 659	\$ 5,483.59	\$ 5,596.79	2.06%	\$ 20,721.34	\$ 20,834.54	0.55%	\$ 2,197.79	\$ 2,281.18
MGS-S Customer 660	\$ 8,401.26	\$ 8,527.36	1.50%	\$ 33,298.97	\$ 33,425.07	0.38%	\$ 3,114.79	\$ 3,232.69
MGS-S Customer 661	\$ 12,037.12	\$ 12,180.73	1.19%	\$ 44,587.18	\$ 44,730.79	0.32%	\$ 4,332.35	\$ 4,437.40
MGS-S Customer 662	\$ 7,980.88	\$ 8,105.15	1.56%	\$ 31,771.49	\$ 31,895.76	0.39%	\$ 2,983.06	\$ 3,092.92
MGS-S Customer 663	\$ 1,028.94	\$ 1,148.96	11.66%	\$ 1,480.85	\$ 1,600.87	8.10%	\$ 924.78	\$ 974.06
MGS-S Customer 664	\$ 5,381.72	\$ 5,521.48	2.60%	\$ 18,377.61	\$ 18,517.37	0.76%	\$ 2,319.63	\$ 2,403.06
MGS-S Customer 665	\$ 741.92	\$ 860.48	15.98%	\$ 2,745.65	\$ 2,864.21	4.32%	\$ 819.60	\$ 861.98
MGS-S Customer 666	\$ 2,819.25	\$ 2,947.49	4.55%	\$ 7,878.85	\$ 8,007.09	1.63%	\$ 1,504.45	\$ 1,565.15
MGS-S Customer 667	\$ 6,478.69	\$ 6,623.51	2.24%	\$ 21,726.03	\$ 21,870.85	0.67%	\$ 2,676.98	\$ 2,769.81
MGS-S Customer 668	\$ 8,725.13	\$ 8,880.71	1.78%	\$ 27,304.40	\$ 27,459.98	0.57%	\$ 3,429.97	\$ 3,526.56
MGS-S Customer 669	\$ 3,780.75	\$ 3,913.40	3.51%	\$ 8,241.60	\$ 8,374.25	1.61%	\$ 1,823.38	\$ 1,908.25
MGS-S Customer 670	\$ 701.19	\$ 819.75	16.91%	\$ 708.62	\$ 827.18	16.73%	\$ 819.60	\$ 861.98
MGS-S Customer 671	\$ 6,801.12	\$ 6,947.54	2.15%	\$ 21,870.21	\$ 22,016.63	0.67%	\$ 2,789.16	\$ 2,883.22
MGS-S Customer 672	\$ 8,033.54	\$ 8,185.36	1.89%	\$ 27,140.71	\$ 27,292.53	0.56%	\$ 3,174.37	\$ 3,286.11
MGS-S Customer 673	\$ 681.06	\$ 772.34	13.40%	\$ 5,571.54	\$ 5,662.82	1.64%	\$ 643.94	\$ 677.08
MGS-S Customer 674	\$ 42,807.78	\$ 43,115.06	0.72%	\$ 155,023.84	\$ 155,331.12	0.20%	\$ 14,235.35	\$ 14,789.25
MGS-S Customer 675	\$ 4,642.68	\$ 4,779.42	2.95%	\$ 10,863.54	\$ 11,000.28	1.26%	\$ 2,109.13	\$ 2,195.13
MGS-S Customer 676	\$ 859.14	\$ 977.70	13.80%	\$ 8,608.84	\$ 8,727.40	1.38%	\$ 819.60	\$ 861.98
MGS-S Customer 677	\$ 3,858.13	\$ 3,964.45	2.76%	\$ 10,151.20	\$ 10,257.52	1.05%	\$ 1,710.26	\$ 1,776.82

Internal Use

Customer	Delivery 1/24 Prices	Delivery 8/24 Prices	Delivery % Difference	Bundled 1/24 Prices	Bundled 8/24 Prices	Bundled % Difference	Distribution 8/24 Prices	Distribution 1/25 Prices
MGS-S Customer 678	\$ 5,822.12	\$ 5,937.01	1.97%	\$ 20,192.49	\$ 20,307.38	0.57%	\$ 2,317.98	\$ 2,405.73
MGS-S Customer 679	\$ 11,108.39	\$ 11,272.44	1.48%	\$ 34,848.27	\$ 35,012.32	0.47%	\$ 4,094.79	\$ 4,351.63
MGS-S Customer 680	\$ 2,270.48	\$ 2,368.71	4.33%	\$ 10,698.57	\$ 10,796.80	0.92%	\$ 1,144.53	\$ 1,210.71
MGS-S Customer 681	\$ 8,662.18	\$ 8,816.75	1.78%	\$ 29,378.64	\$ 29,533.21	0.53%	\$ 3,372.27	\$ 3,495.29
MGS-S Customer 682	\$ 19,464.67	\$ 19,666.89	1.04%	\$ 71,751.72	\$ 71,953.94	0.28%	\$ 6,772.53	\$ 7,054.66
MGS-S Customer 683	\$ 48,745.52	\$ 49,308.48	1.15%	\$ 86,863.88	\$ 87,426.84	0.65%	\$ 18,458.98	\$ 18,760.79
MGS-S Customer 684	\$ 5,714.67	\$ 5,828.84	2.00%	\$ 19,801.09	\$ 19,915.26	0.58%	\$ 2,273.49	\$ 2,372.99
MGS-S Customer 685	\$ 21,822.35	\$ 22,034.73	0.97%	\$ 84,658.23	\$ 84,870.61	0.25%	\$ 7,494.71	\$ 7,803.97
MGS-S Customer 686	\$ 15,329.32	\$ 15,499.14	1.11%	\$ 184,237.38	\$ 184,407.20	0.09%	\$ 4,510.49	\$ 4,794.54
MGS-S Customer 687	\$ 3,945.60	\$ 4,052.23	2.70%	\$ 10,571.41	\$ 10,678.04	1.01%	\$ 1,734.19	\$ 1,805.94
MGS-S Customer 688	\$ 8,893.49	\$ 9,049.45	1.75%	\$ 24,593.32	\$ 24,749.28	0.63%	\$ 3,476.17	\$ 3,614.34
MGS-S Customer 689	\$ 5,576.21	\$ 5,717.58	2.54%	\$ 8,933.62	\$ 9,074.99	1.58%	\$ 2,440.53	\$ 2,542.86
MGS-S Customer 690	\$ 12,403.05	\$ 12,575.17	1.39%	\$ 37,435.48	\$ 37,607.60	0.46%	\$ 4,613.28	\$ 4,770.14
MGS-S Customer 691	\$ 12,259.64	\$ 12,403.71	1.18%	\$ 40,090.16	\$ 40,234.23	0.36%	\$ 4,392.98	\$ 4,561.80
MGS-S Customer 692	\$ 5,040.07	\$ 5,151.26	2.21%	\$ 18,128.63	\$ 18,239.82	0.61%	\$ 2,058.04	\$ 2,142.79
MGS-S Customer 693	\$ 6,541.54	\$ 6,659.37	1.80%	\$ 26,180.26	\$ 26,298.09	0.45%	\$ 2,525.70	\$ 2,619.35
MGS-S Customer 694	\$ 1,500.74	\$ 1,622.23	8.10%	\$ 9,428.24	\$ 9,549.73	1.29%	\$ 1,030.17	\$ 1,086.34
MGS-S Customer 695	\$ 5,066.65	\$ 5,205.74	2.75%	\$ 9,784.94	\$ 9,924.03	1.42%	\$ 2,271.33	\$ 2,351.66
MGS-S Customer 696	\$ 851.81	\$ 942.89	10.69%	\$ 16,207.02	\$ 16,298.10	0.56%	\$ 629.64	\$ 662.11
MGS-S Customer 697	\$ 2,775.59	\$ 2,877.36	3.67%	\$ 6,541.72	\$ 6,643.49	1.56%	\$ 1,377.27	\$ 1,412.25
MGS-S Customer 698	\$ 3,793.95	\$ 3,899.47	2.78%	\$ 8,995.23	\$ 9,100.75	1.17%	\$ 1,669.09	\$ 1,769.62
MGS-S Customer 699	\$ 2,517.21	\$ 2,617.00	3.96%	\$ 11,461.08	\$ 11,560.87	0.87%	\$ 1,243.87	\$ 1,287.89
MGS-S Customer 700	\$ 15,305.80	\$ 15,462.97	1.03%	\$ 60,046.88	\$ 60,204.05	0.26%	\$ 5,316.08	\$ 5,503.03
MGS-S Customer 701	\$ 25,250.90	\$ 25,453.78	0.80%	\$ 88,036.50	\$ 88,239.38	0.23%	\$ 8,557.32	\$ 8,848.87
MGS-S Customer 702	\$ 5,546.06	\$ 5,687.49	2.55%	\$ 5,820.29	\$ 5,961.72	2.43%	\$ 2,447.29	\$ 2,555.50
MGS-S Customer 703	\$ 2,232.68	\$ 2,330.59	4.39%	\$ 12,183.56	\$ 12,281.47	0.80%	\$ 1,121.80	\$ 1,186.49
MGS-S Customer 704	\$ 2,274.45	\$ 2,373.02	4.33%	\$ 7,229.49	\$ 7,328.06	1.36%	\$ 1,169.22	\$ 1,237.02
MGS-S Customer 705	\$ 5,285.23	\$ 5,397.35	2.12%	\$ 19,676.97	\$ 19,789.09	0.57%	\$ 2,127.05	\$ 2,220.51
MGS-S Customer 706	\$ 13,702.22	\$ 13,881.46	1.31%	\$ 29,429.47	\$ 29,608.71	0.61%	\$ 5,117.92	\$ 5,290.14
MGS-S Customer 707	\$ 8,560.51	\$ 8,687.94	1.49%	\$ 27,258.96	\$ 27,386.39	0.47%	\$ 3,209.74	\$ 3,332.99
MGS-S Customer 708	\$ 2,560.85	\$ 2,686.56	4.91%	\$ 17,235.50	\$ 17,361.21	0.73%	\$ 1,334.64	\$ 1,410.75
MGS-S Customer 709	\$ 3,527.32	\$ 3,632.58	2.98%	\$ 6,294.44	\$ 6,399.70	1.67%	\$ 1,630.04	\$ 1,684.34
MGS-S Customer 710	\$ 4,665.99	\$ 4,802.21	2.92%	\$ 15,877.54	\$ 16,013.76	0.86%	\$ 2,076.36	\$ 2,169.41
MGS-S Customer 711	\$ 21,150.28	\$ 21,363.81	1.01%	\$ 39,889.52	\$ 40,103.05	0.54%	\$ 7,574.63	\$ 7,882.65
MGS-S Customer 712	\$ 18,632.15	\$ 18,832.08	1.07%	\$ 59,911.50	\$ 60,111.43	0.33%	\$ 6,593.85	\$ 6,834.81
MGS-S Customer 713	\$ 5,130.41	\$ 5,269.39	2.71%	\$ 14,724.79	\$ 14,863.77	0.94%	\$ 2,261.77	\$ 2,338.49
MGS-S Customer 714	\$ 1,291.78	\$ 1,413.02	9.39%	\$ 1,566.01	\$ 1,687.25	7.74%	\$ 1,012.73	\$ 1,067.76
MGS-S Customer 715	\$ 701.04	\$ 819.60	16.91%	\$ 701.04	\$ 819.60	16.91%	\$ 819.60	\$ 861.98
MGS-S Customer 716	\$ 7,187.24	\$ 7,307.84	1.68%	\$ 29,920.45	\$ 30,041.05	0.40%	\$ 2,722.64	\$ 2,822.95
MGS-S Customer 717	\$ 6,310.53	\$ 6,454.95	2.29%	\$ 15,085.98	\$ 15,230.40	0.96%	\$ 2,654.45	\$ 2,760.02

Internal Use

Customer	Delivery 1/24 Prices	Delivery 8/24 Prices	Delivery % Difference	Bundled 1/24 Prices	Bundled 8/24 Prices	Bundled % Difference	Distribution 8/24 Prices	Distribution 1/25 Prices
MGS-S Customer 718	\$ 30,650.64	\$ 30,904.29	0.83%	\$ 104,090.18	\$ 104,343.83	0.24%	\$ 10,416.20	\$ 10,810.78
MGS-S Customer 719	\$ 5,443.01	\$ 5,583.45	2.58%	\$ 13,166.55	\$ 13,306.99	1.07%	\$ 2,370.80	\$ 2,463.70
MGS-S Customer 720	\$ 3,441.29	\$ 3,544.84	3.01%	\$ 12,418.76	\$ 12,522.31	0.83%	\$ 1,527.26	\$ 1,618.51
MGS-S Customer 721	\$ 1,218.64	\$ 1,312.40	7.69%	\$ 5,902.19	\$ 5,995.95	1.59%	\$ 822.57	\$ 867.67
MGS-S Customer 722	\$ 6,027.38	\$ 6,170.23	2.37%	\$ 16,791.13	\$ 16,933.98	0.85%	\$ 2,543.92	\$ 2,647.20
MGS-S Customer 723	\$ 7,243.18	\$ 7,391.16	2.04%	\$ 25,955.91	\$ 26,103.89	0.57%	\$ 2,905.07	\$ 3,014.04
MGS-S Customer 724	\$ 3,145.19	\$ 3,275.42	4.14%	\$ 8,674.98	\$ 8,805.21	1.50%	\$ 1,632.65	\$ 1,669.85
MGS-S Customer 725	\$ 4,844.73	\$ 4,981.70	2.83%	\$ 17,136.53	\$ 17,273.50	0.80%	\$ 2,129.48	\$ 2,224.14
MGS-S Customer 726	\$ 12,646.86	\$ 12,821.86	1.38%	\$ 40,929.40	\$ 41,104.40	0.43%	\$ 4,762.97	\$ 4,807.48
MGS-S Customer 727	\$ 4,448.52	\$ 4,584.35	3.05%	\$ 12,032.89	\$ 12,168.72	1.13%	\$ 2,040.64	\$ 2,115.75
MGS-S Customer 728	\$ 7,748.73	\$ 7,899.88	1.95%	\$ 20,788.50	\$ 20,939.65	0.73%	\$ 3,124.53	\$ 3,228.56
MGS-S Customer 729	\$ 2,990.42	\$ 3,092.36	3.41%	\$ 13,358.25	\$ 13,460.19	0.76%	\$ 1,395.08	\$ 1,442.82
MGS-S Customer 730	\$ 5,089.24	\$ 5,201.46	2.21%	\$ 13,224.81	\$ 13,337.03	0.85%	\$ 2,123.07	\$ 2,191.35
MGS-S Customer 731	\$ 4,903.50	\$ 5,041.16	2.81%	\$ 15,304.92	\$ 15,442.58	0.90%	\$ 2,172.29	\$ 2,255.42
MGS-S Customer 732	\$ 5,128.38	\$ 5,267.10	2.70%	\$ 15,894.19	\$ 16,032.91	0.87%	\$ 2,247.01	\$ 2,331.08
MGS-S Customer 733	\$ 4,884.91	\$ 5,022.52	2.82%	\$ 14,786.43	\$ 14,924.04	0.93%	\$ 2,169.20	\$ 2,252.56
MGS-S Customer 734	\$ 12,149.68	\$ 12,292.54	1.18%	\$ 46,904.12	\$ 47,046.98	0.30%	\$ 4,307.62	\$ 4,474.13
MGS-S Customer 735	\$ 6,673.40	\$ 6,792.38	1.78%	\$ 19,872.45	\$ 19,991.43	0.60%	\$ 2,610.35	\$ 2,712.54
MGS-S Customer 736	\$ 1,892.80	\$ 1,989.17	5.09%	\$ 12,935.81	\$ 13,032.18	0.74%	\$ 1,007.35	\$ 1,057.73
MGS-S Customer 737	\$ 5,255.34	\$ 5,367.89	2.14%	\$ 16,276.98	\$ 16,389.53	0.69%	\$ 2,151.00	\$ 2,231.11
MGS-S Customer 738	\$ 2,720.85	\$ 2,847.99	4.67%	\$ 15,782.56	\$ 15,909.70	0.81%	\$ 1,422.16	\$ 1,472.02
MGS-S Customer 739	\$ 18,746.00	\$ 18,946.92	1.07%	\$ 53,710.68	\$ 53,911.60	0.37%	\$ 6,668.80	\$ 6,921.56
MGS-S Customer 740	\$ 6,084.94	\$ 6,201.41	1.91%	\$ 18,260.88	\$ 18,377.35	0.64%	\$ 2,427.13	\$ 2,511.80
MGS-S Customer 741	\$ 5,068.27	\$ 5,180.12	2.21%	\$ 14,545.53	\$ 14,657.38	0.77%	\$ 2,100.42	\$ 2,176.20
MGS-S Customer 742	\$ 6,785.00	\$ 6,903.99	1.75%	\$ 26,056.82	\$ 26,175.81	0.46%	\$ 2,609.20	\$ 2,707.42
MGS-S Customer 743	\$ 1,127.24	\$ 1,247.67	10.68%	\$ 2,018.50	\$ 2,138.93	5.97%	\$ 954.27	\$ 1,005.47
MGS-S Customer 744	\$ 15,624.64	\$ 15,811.18	1.19%	\$ 42,572.58	\$ 42,759.12	0.44%	\$ 5,656.07	\$ 5,891.44
MGS-S Customer 745	\$ 10,380.60	\$ 10,543.33	1.57%	\$ 31,935.30	\$ 32,098.03	0.51%	\$ 3,949.15	\$ 4,089.37
MGS-S Customer 746	\$ 4,678.08	\$ 4,787.93	2.35%	\$ 14,586.34	\$ 14,696.19	0.75%	\$ 1,960.95	\$ 2,038.03
MGS-S Customer 747	\$ 5,296.67	\$ 5,409.43	2.13%	\$ 17,857.56	\$ 17,970.32	0.63%	\$ 2,161.24	\$ 2,232.69
MGS-S Customer 748	\$ 13,938.27	\$ 14,089.18	1.08%	\$ 53,751.84	\$ 53,902.75	0.28%	\$ 4,878.15	\$ 5,062.90
MGS-S Customer 749	\$ 7,194.89	\$ 7,341.76	2.04%	\$ 30,532.10	\$ 30,678.97	0.48%	\$ 2,837.55	\$ 2,969.51
MGS-S Customer 750	\$ 3,874.62	\$ 3,981.20	2.75%	\$ 9,433.20	\$ 9,539.78	1.13%	\$ 1,725.40	\$ 1,786.58
MGS-S Customer 751	\$ 47,792.88	\$ 48,305.79	1.07%	\$ 119,696.72	\$ 120,209.63	0.43%	\$ 17,562.22	\$ 17,932.03
MGS-S Customer 752	\$ 18,061.24	\$ 18,232.50	0.95%	\$ 55,361.47	\$ 55,532.73	0.31%	\$ 6,309.67	\$ 6,516.05
MGS-S Customer 753	\$ 13,082.05	\$ 13,230.37	1.13%	\$ 40,570.57	\$ 40,718.89	0.37%	\$ 4,686.58	\$ 4,848.00
MGS-S Customer 754	\$ 2,439.49	\$ 2,565.96	5.18%	\$ 5,471.93	\$ 5,598.40	2.31%	\$ 1,382.84	\$ 1,448.87
MGS-S Customer 755	\$ 2,002.70	\$ 2,127.42	6.23%	\$ 3,872.17	\$ 3,996.89	3.22%	\$ 1,246.75	\$ 1,304.95
MGS-S Customer 756	\$ 2,592.13	\$ 2,692.40	3.87%	\$ 7,900.82	\$ 8,001.09	1.27%	\$ 1,283.83	\$ 1,342.86
MGS-S Customer 757	\$ 12,110.99	\$ 12,280.94	1.40%	\$ 43,521.04	\$ 43,690.99	0.39%	\$ 4,463.13	\$ 4,624.66

Internal Use

Customer	Delivery 1/24 Prices	Delivery 8/24 Prices	Delivery % Difference	Bundled 1/24 Prices	Bundled 8/24 Prices	Bundled % Difference	Distribution 8/24 Prices	Distribution 1/25 Prices
MGS-S Customer 758	\$ 11,542.51	\$ 11,711.26	1.46%	\$ 36,241.63	\$ 36,410.38	0.47%	\$ 4,355.74	\$ 4,463.23
MGS-S Customer 759	\$ 3,340.69	\$ 3,444.28	3.10%	\$ 11,621.49	\$ 11,725.08	0.89%	\$ 1,518.38	\$ 1,582.72
MGS-S Customer 760	\$ 4,238.51	\$ 4,373.20	3.18%	\$ 10,048.82	\$ 10,183.51	1.34%	\$ 1,968.59	\$ 2,058.67
MGS-S Customer 761	\$ 4,783.19	\$ 4,895.06	2.34%	\$ 10,616.35	\$ 10,728.22	1.05%	\$ 2,074.48	\$ 2,090.07
MGS-S Customer 762	\$ 3,295.35	\$ 3,399.91	3.17%	\$ 7,491.11	\$ 7,595.67	1.40%	\$ 1,565.79	\$ 1,586.48
MGS-S Customer 763	\$ 3,348.28	\$ 3,453.22	3.13%	\$ 6,946.67	\$ 7,051.61	1.51%	\$ 1,590.91	\$ 1,608.38
MGS-S Customer 764	\$ 3,227.13	\$ 3,331.49	3.23%	\$ 6,236.38	\$ 6,340.74	1.67%	\$ 1,551.13	\$ 1,571.04
MGS-S Customer 765	\$ 3,965.92	\$ 4,073.56	2.71%	\$ 9,397.90	\$ 9,505.54	1.15%	\$ 1,784.30	\$ 1,811.91
MGS-S Customer 766	\$ 4,162.86	\$ 4,271.42	2.61%	\$ 10,205.12	\$ 10,313.68	1.06%	\$ 1,848.38	\$ 1,875.92
MGS-S Customer 767	\$ 8,362.09	\$ 8,516.09	1.84%	\$ 17,174.10	\$ 17,328.10	0.90%	\$ 3,339.59	\$ 3,478.96
MGS-S Customer 768	\$ 3,103.18	\$ 3,206.50	3.33%	\$ 5,662.23	\$ 5,765.55	1.82%	\$ 1,490.85	\$ 1,536.85
MGS-S Customer 769	\$ 4,727.30	\$ 4,837.40	2.33%	\$ 11,141.49	\$ 11,251.59	0.99%	\$ 1,987.35	\$ 2,084.09
MGS-S Customer 770	\$ 5,111.32	\$ 5,249.74	2.71%	\$ 13,687.95	\$ 13,826.37	1.01%	\$ 2,237.13	\$ 2,346.02
MGS-S Customer 771	\$ 35,659.36	\$ 35,940.25	0.79%	\$ 72,571.09	\$ 72,851.98	0.39%	\$ 12,313.83	\$ 12,843.75
MGS-S Customer 772	\$ 5,370.46	\$ 5,483.29	2.10%	\$ 19,831.10	\$ 19,943.93	0.57%	\$ 2,169.26	\$ 2,245.99
MGS-S Customer 773	\$ 2,099.84	\$ 2,197.64	4.66%	\$ 9,440.48	\$ 9,538.28	1.04%	\$ 1,106.37	\$ 1,155.52
MGS-S Customer 774	\$ 3,587.62	\$ 3,718.90	3.66%	\$ 13,850.55	\$ 13,981.83	0.95%	\$ 1,722.90	\$ 1,798.07
MGS-S Customer 775	\$ 6,690.26	\$ 6,834.87	2.16%	\$ 32,137.69	\$ 32,282.30	0.45%	\$ 2,668.20	\$ 2,773.77
MGS-S Customer 776	\$ 13,056.54	\$ 13,232.00	1.34%	\$ 41,115.13	\$ 41,290.59	0.43%	\$ 4,836.13	\$ 4,970.66
MGS-S Customer 777	\$ 2,206.99	\$ 2,332.25	5.68%	\$ 6,329.62	\$ 6,454.88	1.98%	\$ 1,297.26	\$ 1,359.70
MGS-S Customer 778	\$ 5,552.17	\$ 5,697.66	2.62%	\$ 9,231.46	\$ 9,376.95	1.58%	\$ 2,433.72	\$ 2,573.57
MGS-S Customer 779	\$ 1,260.93	\$ 1,381.88	9.59%	\$ 3,061.73	\$ 3,182.68	3.95%	\$ 992.27	\$ 1,045.96
MGS-S Customer 780	\$ 3,314.39	\$ 3,444.36	3.92%	\$ 12,025.85	\$ 12,155.82	1.08%	\$ 1,634.30	\$ 1,715.55
MGS-S Customer 781	\$ 1,378.51	\$ 1,500.63	8.86%	\$ 2,475.44	\$ 2,597.56	4.93%	\$ 1,045.65	\$ 1,093.02
MGS-S Customer 782	\$ 2,119.75	\$ 2,244.59	5.89%	\$ 10,695.47	\$ 10,820.31	1.17%	\$ 1,255.32	\$ 1,292.44
MGS-S Customer 783	\$ 3,409.54	\$ 3,513.80	3.06%	\$ 10,358.26	\$ 10,462.52	1.01%	\$ 1,559.76	\$ 1,613.82
MGS-S Customer 784	\$ 3,816.07	\$ 3,949.06	3.48%	\$ 9,980.82	\$ 10,113.81	1.33%	\$ 1,838.18	\$ 1,904.43
MGS-S Customer 785	\$ 8,041.23	\$ 8,201.76	2.00%	\$ 22,529.86	\$ 22,690.39	0.71%	\$ 3,260.48	\$ 3,378.96
MGS-S Customer 786	\$ 5,958.42	\$ 6,101.09	2.39%	\$ 16,961.78	\$ 17,104.45	0.84%	\$ 2,526.44	\$ 2,619.33
MGS-S Customer 787	\$ 7,765.01	\$ 7,916.46	1.95%	\$ 22,079.96	\$ 22,231.41	0.69%	\$ 3,136.10	\$ 3,221.07
MGS-S Customer 788	\$ 13,082.46	\$ 13,256.20	1.33%	\$ 53,836.65	\$ 54,010.39	0.32%	\$ 4,730.51	\$ 4,896.60
MGS-S Customer 789	\$ 12,011.29	\$ 12,153.28	1.18%	\$ 49,919.29	\$ 50,061.28	0.28%	\$ 4,243.39	\$ 4,402.10
MGS-S Customer 790	\$ 4,075.88	\$ 4,183.40	2.64%	\$ 7,619.88	\$ 7,727.40	1.41%	\$ 1,797.72	\$ 1,873.93
MGS-S Customer 791	\$ 21,133.77	\$ 21,344.31	1.00%	\$ 86,876.51	\$ 87,087.05	0.24%	\$ 7,290.48	\$ 7,535.59
MGS-S Customer 792	\$ 7,147.94	\$ 7,268.70	1.69%	\$ 24,906.68	\$ 25,027.44	0.48%	\$ 2,737.81	\$ 2,846.29
MGS-S Customer 793	\$ 7,801.00	\$ 7,952.67	1.94%	\$ 23,998.56	\$ 24,150.23	0.63%	\$ 3,145.86	\$ 3,217.31
MGS-S Customer 794	\$ 1,781.06	\$ 1,877.62	5.42%	\$ 4,063.13	\$ 4,159.69	2.38%	\$ 1,024.37	\$ 1,082.69
MGS-S Customer 795	\$ 55,331.02	\$ 55,695.21	0.66%	\$ 224,669.77	\$ 225,033.96	0.16%	\$ 18,198.14	\$ 18,724.56
MGS-S Customer 796	\$ 13,622.71	\$ 13,800.26	1.30%	\$ 46,183.28	\$ 46,360.83	0.38%	\$ 4,989.13	\$ 5,138.44
MGS-S Customer 797	\$ 15,718.41	\$ 15,904.08	1.18%	\$ 55,923.22	\$ 56,108.89	0.33%	\$ 5,595.12	\$ 5,830.03

Internal Use

Customer	Delivery 1/24 Prices	Delivery 8/24 Prices	Delivery % Difference	Bundled 1/24 Prices	Bundled 8/24 Prices	Bundled % Difference	Distribution 8/24 Prices	Distribution 1/25 Prices
MGS-S Customer 798	\$ 11,587.07	\$ 11,753.93	1.44%	\$ 49,220.95	\$ 49,387.81	0.34%	\$ 4,244.23	\$ 4,396.88
MGS-S Customer 799	\$ 4,488.30	\$ 4,624.08	3.03%	\$ 13,958.47	\$ 14,094.25	0.97%	\$ 2,038.81	\$ 2,116.83
MGS-S Customer 800	\$ 4,717.52	\$ 4,827.83	2.34%	\$ 12,364.84	\$ 12,475.15	0.89%	\$ 1,992.28	\$ 2,067.27
MGS-S Customer 801	\$ 12,787.52	\$ 12,960.93	1.36%	\$ 46,285.06	\$ 46,458.47	0.37%	\$ 4,697.19	\$ 4,840.76
MGS-S Customer 802	\$ 5,697.43	\$ 5,839.01	2.48%	\$ 12,640.09	\$ 12,781.67	1.12%	\$ 2,455.76	\$ 2,559.95
MGS-S Customer 803	\$ 3,560.10	\$ 3,664.98	2.95%	\$ 12,852.02	\$ 12,956.90	0.82%	\$ 1,600.41	\$ 1,648.10
MGS-S Customer 804	\$ 32,203.08	\$ 32,472.54	0.84%	\$ 40,612.89	\$ 40,882.35	0.66%	\$ 11,481.79	\$ 11,791.50
MGS-S Customer 805	\$ 981.58	\$ 1,100.14	12.08%	\$ 14,733.44	\$ 14,852.00	0.80%	\$ 819.60	\$ 861.98
MGS-S Customer 806	\$ 1,997.95	\$ 2,122.41	6.23%	\$ 4,488.90	\$ 4,613.36	2.77%	\$ 1,239.36	\$ 1,297.86
MGS-S Customer 807	\$ 8,849.49	\$ 9,004.95	1.76%	\$ 30,239.65	\$ 30,395.11	0.51%	\$ 3,433.63	\$ 3,555.21
MGS-S Customer 808	\$ 7,286.37	\$ 7,435.15	2.04%	\$ 16,294.92	\$ 16,443.70	0.91%	\$ 2,971.11	\$ 3,102.59
MGS-S Customer 809	\$ 6,411.52	\$ 6,556.02	2.25%	\$ 19,784.94	\$ 19,929.44	0.73%	\$ 2,659.25	\$ 2,761.88
MGS-S Customer 810	\$ 865.98	\$ 957.06	10.52%	\$ 16,915.91	\$ 17,006.99	0.54%	\$ 629.64	\$ 662.11
MGS-S Customer 811	\$ 5,399.53	\$ 5,539.38	2.59%	\$ 17,086.42	\$ 17,226.27	0.82%	\$ 2,329.21	\$ 2,420.12
MGS-S Customer 812	\$ 9,097.72	\$ 9,227.43	1.43%	\$ 29,757.51	\$ 29,887.22	0.44%	\$ 3,374.26	\$ 3,507.72
MGS-S Customer 813	\$ 6,732.72	\$ 6,878.51	2.17%	\$ 23,204.97	\$ 23,350.76	0.63%	\$ 2,748.77	\$ 2,851.40
MGS-S Customer 814	\$ 31,731.02	\$ 32,001.99	0.85%	\$ 97,656.59	\$ 97,927.56	0.28%	\$ 10,893.46	\$ 11,327.39
MGS-S Customer 815	\$ 7,734.61	\$ 7,885.14	1.95%	\$ 24,901.58	\$ 25,052.11	0.60%	\$ 3,084.51	\$ 3,196.07
MGS-S Customer 816	\$ 23,658.51	\$ 23,878.60	0.93%	\$ 103,624.79	\$ 103,844.88	0.21%	\$ 8,025.03	\$ 8,315.88
MGS-S Customer 817	\$ 2,925.80	\$ 3,054.28	4.39%	\$ 7,660.20	\$ 7,788.68	1.68%	\$ 1,529.19	\$ 1,608.43
MGS-S Customer 818	\$ 4,118.33	\$ 4,251.73	3.24%	\$ 18,264.17	\$ 18,397.57	0.73%	\$ 1,874.31	\$ 1,956.19
MGS-S Customer 819	\$ 2,409.18	\$ 2,535.18	5.23%	\$ 9,446.22	\$ 9,572.22	1.33%	\$ 1,347.61	\$ 1,409.01
MGS-S Customer 820	\$ 2,086.02	\$ 2,210.55	5.97%	\$ 7,479.27	\$ 7,603.80	1.67%	\$ 1,246.04	\$ 1,308.80
MGS-S Customer 821	\$ 4,944.80	\$ 5,104.06	3.22%	\$ 19,671.10	\$ 19,830.36	0.81%	\$ 2,304.45	\$ 2,385.31
MGS-S Customer 822	\$ 6,379.00	\$ 6,496.50	1.84%	\$ 19,742.02	\$ 19,859.52	0.60%	\$ 2,507.14	\$ 2,609.19
MGS-S Customer 823	\$ 2,630.20	\$ 2,757.57	4.84%	\$ 6,304.92	\$ 6,432.29	2.02%	\$ 1,445.37	\$ 1,510.25
MGS-S Customer 824	\$ 5,247.15	\$ 5,359.97	2.15%	\$ 14,191.82	\$ 14,304.64	0.79%	\$ 2,167.32	\$ 2,241.75
MGS-S Customer 825	\$ 3,718.00	\$ 3,823.05	2.83%	\$ 15,146.88	\$ 15,251.93	0.69%	\$ 1,622.60	\$ 1,692.58
MGS-S Customer 826	\$ 2,431.01	\$ 2,557.27	5.19%	\$ 4,835.12	\$ 4,961.38	2.61%	\$ 1,374.40	\$ 1,453.11
MGS-S Customer 827	\$ 9,649.00	\$ 9,780.92	1.37%	\$ 34,556.19	\$ 34,688.11	0.38%	\$ 3,530.87	\$ 3,670.23
MGS-S Customer 828	\$ 6,991.89	\$ 7,138.60	2.10%	\$ 25,319.78	\$ 25,466.49	0.58%	\$ 2,817.75	\$ 2,930.35
MGS-S Customer 829	\$ 7,001.80	\$ 7,121.45	1.71%	\$ 27,390.44	\$ 27,510.09	0.44%	\$ 2,663.18	\$ 2,778.42
MGS-S Customer 830	\$ 6,808.94	\$ 6,928.50	1.76%	\$ 20,825.66	\$ 20,945.22	0.57%	\$ 2,651.10	\$ 2,753.92
MGS-S Customer 831	\$ 7,185.09	\$ 7,332.94	2.06%	\$ 23,390.88	\$ 23,538.73	0.63%	\$ 2,898.51	\$ 3,012.77
MGS-S Customer 832	\$ 6,323.28	\$ 6,440.63	1.86%	\$ 20,128.62	\$ 20,245.97	0.58%	\$ 2,491.99	\$ 2,584.71
MGS-S Customer 833	\$ 15,730.17	\$ 15,888.35	1.01%	\$ 66,906.70	\$ 67,064.88	0.24%	\$ 5,398.42	\$ 5,610.07
MGS-S Customer 834	\$ 9,062.61	\$ 9,192.14	1.43%	\$ 30,205.16	\$ 30,334.69	0.43%	\$ 3,360.12	\$ 3,491.72
MGS-S Customer 835	\$ 5,759.39	\$ 5,900.92	2.46%	\$ 18,620.57	\$ 18,762.10	0.76%	\$ 2,446.17	\$ 2,536.58
MGS-S Customer 836	\$ 5,028.87	\$ 5,140.19	2.21%	\$ 17,088.37	\$ 17,199.69	0.65%	\$ 2,065.07	\$ 2,145.18
MGS-S Customer 837	\$ 3,991.79	\$ 4,098.64	2.68%	\$ 11,809.25	\$ 11,916.10	0.90%	\$ 1,746.60	\$ 1,812.21

Internal Use

Customer	Delivery 1/24 Prices	Delivery 8/24 Prices	Delivery % Difference	Bundled 1/24 Prices	Bundled 8/24 Prices	Bundled % Difference	Distribution 8/24 Prices	Distribution 1/25 Prices
MGS-S Customer 838	\$ 11,722.81	\$ 11,889.78	1.42%	\$ 53,648.43	\$ 53,815.40	0.31%	\$ 4,254.61	\$ 4,415.34
MGS-S Customer 839	\$ 14,746.05	\$ 14,930.21	1.25%	\$ 24,632.14	\$ 24,816.30	0.75%	\$ 5,483.25	\$ 5,704.23
MGS-S Customer 840	\$ 5,649.51	\$ 5,791.12	2.51%	\$ 11,478.90	\$ 11,620.51	1.23%	\$ 2,453.65	\$ 2,549.37
MGS-S Customer 841	\$ 45,474.75	\$ 45,807.93	0.73%	\$ 109,370.99	\$ 109,704.17	0.30%	\$ 15,557.31	\$ 16,107.78
MGS-S Customer 842	\$ 23,708.63	\$ 23,932.35	0.94%	\$ 66,214.71	\$ 66,438.43	0.34%	\$ 8,279.37	\$ 8,608.55
MGS-S Customer 843	\$ 4,252.97	\$ 4,360.82	2.54%	\$ 14,476.83	\$ 14,584.68	0.74%	\$ 1,817.76	\$ 1,886.47
MGS-S Customer 844	\$ 10,782.91	\$ 10,947.23	1.52%	\$ 35,760.95	\$ 35,925.27	0.46%	\$ 4,061.97	\$ 4,205.44
MGS-S Customer 845	\$ 3,990.52	\$ 4,124.00	3.34%	\$ 12,949.25	\$ 13,082.73	1.03%	\$ 1,875.06	\$ 1,946.25
MGS-S Customer 846	\$ 27,293.73	\$ 27,540.86	0.91%	\$ 73,837.89	\$ 74,085.02	0.33%	\$ 9,770.01	\$ 9,745.91
MGS-S Customer 847	\$ 6,763.76	\$ 6,910.53	2.17%	\$ 11,852.49	\$ 11,999.26	1.24%	\$ 2,825.87	\$ 2,946.68
MGS-S Customer 848	\$ 4,875.58	\$ 4,986.00	2.26%	\$ 14,787.38	\$ 14,897.80	0.75%	\$ 2,011.45	\$ 2,111.50
MGS-S Customer 849	\$ 3,975.01	\$ 4,108.46	3.36%	\$ 11,574.12	\$ 11,707.57	1.15%	\$ 1,875.42	\$ 1,951.56
MGS-S Customer 850	\$ 3,891.76	\$ 4,024.24	3.40%	\$ 11,552.00	\$ 11,684.48	1.15%	\$ 1,821.15	\$ 1,929.11
MGS-S Customer 851	\$ 21,145.82	\$ 21,390.97	1.16%	\$ 35,972.67	\$ 36,217.82	0.68%	\$ 7,829.52	\$ 8,109.66
MGS-S Customer 852	\$ 7,066.60	\$ 7,213.92	2.08%	\$ 25,002.91	\$ 25,150.23	0.59%	\$ 2,855.12	\$ 2,956.66
MGS-S Customer 853	\$ 8,304.57	\$ 8,431.31	1.53%	\$ 27,202.98	\$ 27,329.72	0.47%	\$ 3,146.48	\$ 3,235.34
MGS-S Customer 854	\$ 20,060.01	\$ 20,268.22	1.04%	\$ 52,117.82	\$ 52,326.03	0.40%	\$ 7,166.07	\$ 7,392.40
MGS-S Customer 855	\$ 7,341.54	\$ 7,462.58	1.65%	\$ 33,308.53	\$ 33,429.57	0.36%	\$ 2,753.11	\$ 2,853.65
MGS-S Customer 856	\$ 10,175.21	\$ 10,309.13	1.32%	\$ 40,139.71	\$ 40,273.63	0.33%	\$ 3,673.59	\$ 3,818.15
MGS-S Customer 857	\$ 7,677.24	\$ 7,828.50	1.97%	\$ 20,657.59	\$ 20,808.85	0.73%	\$ 3,119.86	\$ 3,198.75
MGS-S Customer 858	\$ 5,815.60	\$ 5,957.41	2.44%	\$ 15,751.97	\$ 15,893.78	0.90%	\$ 2,473.54	\$ 2,580.32
MGS-S Customer 859	\$ 4,546.36	\$ 4,656.11	2.41%	\$ 12,122.84	\$ 12,232.59	0.91%	\$ 1,945.92	\$ 2,004.93
MGS-S Customer 860	\$ 5,044.10	\$ 5,182.50	2.74%	\$ 15,865.67	\$ 16,004.07	0.87%	\$ 2,221.63	\$ 2,300.27
MGS-S Customer 861	\$ 3,649.50	\$ 3,754.77	2.88%	\$ 10,843.77	\$ 10,949.04	0.97%	\$ 1,634.63	\$ 1,697.18
MGS-S Customer 862	\$ 4,445.14	\$ 4,554.16	2.45%	\$ 14,630.60	\$ 14,739.62	0.75%	\$ 1,894.15	\$ 1,950.83
MGS-S Customer 863	\$ 3,528.11	\$ 3,659.42	3.72%	\$ 10,511.91	\$ 10,643.22	1.25%	\$ 1,725.16	\$ 1,800.71
MGS-S Customer 864	\$ 3,841.15	\$ 3,947.58	2.77%	\$ 9,954.03	\$ 10,060.46	1.07%	\$ 1,713.23	\$ 1,770.12
MGS-S Customer 865	\$ 5,696.96	\$ 5,811.84	2.02%	\$ 17,539.59	\$ 17,654.47	0.65%	\$ 2,308.35	\$ 2,375.82
MGS-S Customer 866	\$ 18,463.78	\$ 18,662.39	1.08%	\$ 67,743.41	\$ 67,942.02	0.29%	\$ 6,493.53	\$ 6,715.69
MGS-S Customer 867	\$ 4,499.49	\$ 4,609.05	2.43%	\$ 10,486.91	\$ 10,596.47	1.04%	\$ 1,935.80	\$ 2,001.31
MGS-S Customer 868	\$ 17,501.71	\$ 17,697.70	1.12%	\$ 46,579.53	\$ 46,775.52	0.42%	\$ 6,307.64	\$ 6,523.49
MGS-S Customer 869	\$ 3,169.89	\$ 3,273.18	3.26%	\$ 7,892.18	\$ 7,995.47	1.31%	\$ 1,492.28	\$ 1,546.45
MGS-S Customer 870	\$ 8,641.31	\$ 8,796.27	1.79%	\$ 31,867.46	\$ 32,022.42	0.49%	\$ 3,379.79	\$ 3,461.33
MGS-S Customer 871	\$ 3,823.57	\$ 3,930.03	2.78%	\$ 7,618.15	\$ 7,724.61	1.40%	\$ 1,718.04	\$ 1,781.94
MGS-S Customer 872	\$ 4,148.84	\$ 4,257.06	2.61%	\$ 9,814.38	\$ 9,922.60	1.10%	\$ 1,832.53	\$ 1,877.48
MGS-S Customer 873	\$ 6,869.03	\$ 6,989.03	1.75%	\$ 22,769.28	\$ 22,889.28	0.53%	\$ 2,673.21	\$ 2,757.42
MGS-S Customer 874	\$ 7,714.04	\$ 7,837.25	1.60%	\$ 29,085.46	\$ 29,208.67	0.42%	\$ 2,908.62	\$ 3,017.17
MGS-S Customer 875	\$ 3,800.17	\$ 3,906.46	2.80%	\$ 8,955.52	\$ 9,061.81	1.19%	\$ 1,704.31	\$ 1,763.08
MGS-S Customer 876	\$ 8,878.93	\$ 9,034.62	1.75%	\$ 31,516.85	\$ 31,672.54	0.49%	\$ 3,443.91	\$ 3,554.14
MGS-S Customer 877	\$ 3,313.04	\$ 3,443.41	3.94%	\$ 9,618.22	\$ 9,748.59	1.36%	\$ 1,658.03	\$ 1,730.14

Internal Use

Customer	Delivery 1/24 Prices	Delivery 8/24 Prices	Delivery % Difference	Bundled 1/24 Prices	Bundled 8/24 Prices	Bundled % Difference	Distribution 8/24 Prices	Distribution 1/25 Prices
MGS-S Customer 878	\$ 7,342.45	\$ 7,464.35	1.66%	\$ 23,551.21	\$ 23,673.11	0.52%	\$ 2,816.96	\$ 2,924.56
MGS-S Customer 879	\$ 3,222.07	\$ 3,352.34	4.04%	\$ 8,063.88	\$ 8,194.15	1.62%	\$ 1,645.84	\$ 1,706.45
MGS-S Customer 880	\$ 3,877.16	\$ 3,983.18	2.73%	\$ 13,545.58	\$ 13,651.60	0.78%	\$ 1,690.09	\$ 1,760.33
MGS-S Customer 881	\$ 4,330.42	\$ 4,465.92	3.13%	\$ 9,694.53	\$ 9,830.03	1.40%	\$ 2,016.74	\$ 2,090.11
MGS-S Customer 882	\$ 12,298.92	\$ 12,442.97	1.17%	\$ 42,354.83	\$ 42,498.88	0.34%	\$ 4,391.58	\$ 4,559.47
MGS-S Customer 883	\$ 3,497.48	\$ 3,600.43	2.94%	\$ 21,651.69	\$ 21,754.64	0.48%	\$ 1,484.02	\$ 1,572.43
MGS-S Customer 884	\$ 16,653.49	\$ 16,816.69	0.98%	\$ 60,704.42	\$ 60,867.62	0.27%	\$ 5,756.47	\$ 5,984.42
MGS-S Customer 885	\$ 8,842.50	\$ 8,970.55	1.45%	\$ 33,843.39	\$ 33,971.44	0.38%	\$ 3,256.97	\$ 3,387.88
MGS-S Customer 886	\$ 4,759.47	\$ 4,869.54	2.31%	\$ 14,710.92	\$ 14,820.99	0.75%	\$ 1,981.01	\$ 2,068.14
MGS-S Customer 887	\$ 8,153.11	\$ 8,305.87	1.87%	\$ 19,579.48	\$ 19,732.24	0.78%	\$ 3,251.34	\$ 3,387.17
MGS-S Customer 888	\$ 3,481.76	\$ 3,613.24	3.78%	\$ 5,817.20	\$ 5,948.68	2.26%	\$ 1,739.10	\$ 1,818.33
MGS-S Customer 889	\$ 4,266.79	\$ 4,374.83	2.53%	\$ 12,620.61	\$ 12,728.65	0.86%	\$ 1,832.32	\$ 1,905.47
MGS-S Customer 890	\$ 1,209.38	\$ 1,330.15	9.99%	\$ 2,482.05	\$ 2,602.82	4.87%	\$ 978.81	\$ 1,031.62
MGS-S Customer 891	\$ 4,596.99	\$ 4,733.61	2.97%	\$ 10,634.68	\$ 10,771.30	1.28%	\$ 2,098.89	\$ 2,179.38
MGS-S Customer 892	\$ 2,822.95	\$ 2,951.24	4.54%	\$ 10,525.46	\$ 10,653.75	1.22%	\$ 1,499.91	\$ 1,544.18
MGS-S Customer 893	\$ 3,169.06	\$ 3,272.08	3.25%	\$ 9,353.24	\$ 9,456.26	1.10%	\$ 1,476.91	\$ 1,537.11
MGS-S Customer 894	\$ 6,420.42	\$ 6,564.58	2.25%	\$ 23,229.29	\$ 23,373.45	0.62%	\$ 2,636.04	\$ 2,741.20
MGS-S Customer 895	\$ 8,043.68	\$ 8,195.16	1.88%	\$ 30,078.29	\$ 30,229.77	0.50%	\$ 3,153.09	\$ 3,270.02
MGS-S Customer 896	\$ 5,789.19	\$ 5,904.15	1.99%	\$ 16,166.04	\$ 16,281.00	0.71%	\$ 2,327.34	\$ 2,424.63
MGS-S Customer 897	\$ 13,380.69	\$ 13,566.78	1.39%	\$ 38,404.43	\$ 38,590.52	0.48%	\$ 5,217.99	\$ 5,067.72
MGS-S Customer 898	\$ 6,704.49	\$ 6,822.96	1.77%	\$ 27,645.14	\$ 27,763.61	0.43%	\$ 2,571.58	\$ 2,667.08
MGS-S Customer 899	\$ 3,228.61	\$ 3,358.53	4.02%	\$ 8,278.04	\$ 8,407.96	1.57%	\$ 1,630.80	\$ 1,711.61
MGS-S Customer 900	\$ 4,427.76	\$ 4,563.66	3.07%	\$ 7,679.36	\$ 7,815.26	1.77%	\$ 2,052.42	\$ 2,142.44
MGS-S Customer 901	\$ 2,766.47	\$ 2,867.62	3.66%	\$ 8,477.48	\$ 8,578.63	1.19%	\$ 1,343.93	\$ 1,399.83
MGS-S Customer 902	\$ 7,156.53	\$ 7,278.02	1.70%	\$ 17,258.58	\$ 17,380.07	0.70%	\$ 2,790.84	\$ 2,904.61
MGS-S Customer 903	\$ 15,076.25	\$ 15,261.50	1.23%	\$ 39,062.48	\$ 39,247.73	0.47%	\$ 5,536.79	\$ 5,708.33
MGS-S Customer 904	\$ 17,930.38	\$ 18,125.78	1.09%	\$ 71,145.48	\$ 71,340.88	0.27%	\$ 6,273.07	\$ 6,504.81
MGS-S Customer 905	\$ 19,709.67	\$ 19,887.92	0.90%	\$ 73,989.48	\$ 74,167.73	0.24%	\$ 6,784.81	\$ 6,961.43
MGS-S Customer 906	\$ 16,955.26	\$ 17,146.54	1.13%	\$ 63,879.69	\$ 64,070.97	0.30%	\$ 5,983.10	\$ 6,209.90
MGS-S Customer 907	\$ 4,128.09	\$ 4,236.31	2.62%	\$ 10,534.28	\$ 10,642.50	1.03%	\$ 1,827.99	\$ 1,862.86
MGS-S Customer 908	\$ 5,234.28	\$ 5,373.45	2.66%	\$ 14,826.60	\$ 14,965.77	0.94%	\$ 2,282.95	\$ 2,378.65
MGS-S Customer 909	\$ 4,528.37	\$ 4,664.20	3.00%	\$ 14,711.55	\$ 14,847.38	0.92%	\$ 2,044.21	\$ 2,126.65
MGS-S Customer 910	\$ 4,754.07	\$ 4,891.31	2.89%	\$ 11,462.38	\$ 11,599.62	1.20%	\$ 2,144.34	\$ 2,230.33
MGS-S Customer 911	\$ 10,459.58	\$ 10,595.23	1.30%	\$ 31,876.59	\$ 32,012.24	0.43%	\$ 3,807.95	\$ 3,984.17
MGS-S Customer 912	\$ 4,847.43	\$ 4,984.50	2.83%	\$ 13,736.34	\$ 13,873.41	1.00%	\$ 2,142.99	\$ 2,252.33
MGS-S Customer 913	\$ 4,458.15	\$ 4,594.56	3.06%	\$ 11,501.48	\$ 11,637.89	1.19%	\$ 2,069.42	\$ 2,116.97
MGS-S Customer 914	\$ 3,921.85	\$ 4,028.37	2.72%	\$ 11,444.74	\$ 11,551.26	0.93%	\$ 1,723.74	\$ 1,790.21
MGS-S Customer 915	\$ 4,459.18	\$ 4,567.92	2.44%	\$ 15,702.61	\$ 15,811.35	0.69%	\$ 1,880.76	\$ 1,951.18
MGS-S Customer 916	\$ 10,246.49	\$ 10,380.98	1.31%	\$ 36,179.77	\$ 36,314.26	0.37%	\$ 3,718.08	\$ 3,873.84
MGS-S Customer 917	\$ 3,289.63	\$ 3,393.88	3.17%	\$ 6,989.72	\$ 7,093.97	1.49%	\$ 1,552.77	\$ 1,592.01

Internal Use

Customer	Delivery 1/24 Prices	Delivery 8/24 Prices	Delivery % Difference	Bundled 1/24 Prices	Bundled 8/24 Prices	Bundled % Difference	Distribution 8/24 Prices	Distribution 1/25 Prices
MGS-S Customer 918	\$ 36,202.79	\$ 36,482.08	0.77%	\$ 97,996.58	\$ 98,275.87	0.28%	\$ 12,287.50	\$ 12,857.77
MGS-S Customer 919	\$ 4,527.43	\$ 4,637.51	2.43%	\$ 12,428.53	\$ 12,538.61	0.89%	\$ 1,957.47	\$ 1,990.44
MGS-S Customer 920	\$ 8,370.80	\$ 8,524.72	1.84%	\$ 22,256.12	\$ 22,410.04	0.69%	\$ 3,323.83	\$ 3,441.35
MGS-S Customer 921	\$ 2,435.64	\$ 2,534.67	4.07%	\$ 13,370.10	\$ 13,469.13	0.74%	\$ 1,194.26	\$ 1,247.48
MGS-S Customer 922	\$ 1,878.17	\$ 1,975.75	5.20%	\$ 3,569.27	\$ 3,666.85	2.73%	\$ 1,083.47	\$ 1,114.72
MGS-S Customer 923	\$ 2,069.16	\$ 2,167.64	4.76%	\$ 4,016.21	\$ 4,114.69	2.45%	\$ 1,146.53	\$ 1,179.57
MGS-S Customer 924	\$ 2,583.07	\$ 2,684.06	3.91%	\$ 5,334.54	\$ 5,435.53	1.89%	\$ 1,321.07	\$ 1,351.68
MGS-S Customer 925	\$ 1,853.59	\$ 1,951.11	5.26%	\$ 3,654.39	\$ 3,751.91	2.67%	\$ 1,077.19	\$ 1,104.58
MGS-S Customer 926	\$ 2,095.84	\$ 2,194.55	4.71%	\$ 4,317.13	\$ 4,415.84	2.29%	\$ 1,159.62	\$ 1,185.30
MGS-S Customer 927	\$ 3,506.94	\$ 3,638.35	3.75%	\$ 9,587.25	\$ 9,718.66	1.37%	\$ 1,729.42	\$ 1,798.33
MGS-S Customer 928	\$ 3,093.83	\$ 3,196.71	3.33%	\$ 7,866.39	\$ 7,969.27	1.31%	\$ 1,464.32	\$ 1,520.03
MGS-S Customer 929	\$ 10,509.75	\$ 10,673.03	1.55%	\$ 33,481.32	\$ 33,644.60	0.49%	\$ 3,986.50	\$ 4,123.45
MGS-S Customer 930	\$ 10,818.63	\$ 10,983.69	1.53%	\$ 33,314.86	\$ 33,479.92	0.50%	\$ 4,105.81	\$ 4,231.58
MGS-S Customer 931	\$ 7,486.79	\$ 7,636.29	2.00%	\$ 22,848.40	\$ 22,997.90	0.65%	\$ 3,011.74	\$ 3,122.74
MGS-S Customer 932	\$ 2,888.97	\$ 3,017.27	4.44%	\$ 13,375.18	\$ 13,503.48	0.96%	\$ 1,501.53	\$ 1,547.82
MGS-S Customer 933	\$ 9,918.59	\$ 10,079.51	1.62%	\$ 31,706.39	\$ 31,867.31	0.51%	\$ 3,809.77	\$ 3,921.18
MGS-S Customer 934	\$ 6,786.74	\$ 6,932.93	2.15%	\$ 22,125.49	\$ 22,271.68	0.66%	\$ 2,776.88	\$ 2,877.80
MGS-S Customer 935	\$ 6,540.76	\$ 6,659.00	1.81%	\$ 20,915.47	\$ 21,033.71	0.57%	\$ 2,557.64	\$ 2,657.74
MGS-S Customer 936	\$ 13,604.51	\$ 13,783.16	1.31%	\$ 27,220.17	\$ 27,398.82	0.66%	\$ 5,084.53	\$ 5,275.16
MGS-S Customer 937	\$ 4,667.57	\$ 4,777.74	2.36%	\$ 12,519.77	\$ 12,629.94	0.88%	\$ 1,979.10	\$ 2,046.94
MGS-S Customer 938	\$ 5,114.98	\$ 5,253.83	2.71%	\$ 14,484.60	\$ 14,623.45	0.96%	\$ 2,254.91	\$ 2,335.57
MGS-S Customer 939	\$ 12,683.50	\$ 12,856.15	1.36%	\$ 40,588.74	\$ 40,761.39	0.43%	\$ 4,665.09	\$ 4,854.05
MGS-S Customer 940	\$ 4,530.97	\$ 4,667.00	3.00%	\$ 13,270.08	\$ 13,406.11	1.03%	\$ 2,057.10	\$ 2,137.28
MGS-S Customer 941	\$ 12,072.02	\$ 12,244.67	1.43%	\$ 12,839.87	\$ 13,012.52	1.34%	\$ 4,657.68	\$ 4,830.48
MGS-S Customer 942	\$ 13,552.17	\$ 13,731.93	1.33%	\$ 14,365.73	\$ 14,545.49	1.25%	\$ 5,160.15	\$ 5,346.75
MGS-S Customer 943	\$ 16,550.54	\$ 16,744.74	1.17%	\$ 19,283.73	\$ 19,477.93	1.01%	\$ 6,175.56	\$ 6,376.76
MGS-S Customer 944	\$ 6,553.82	\$ 6,699.18	2.22%	\$ 17,879.63	\$ 18,024.99	0.81%	\$ 2,720.58	\$ 2,826.46
MGS-S Customer 945	\$ 26,068.53	\$ 26,300.55	0.89%	\$ 98,950.47	\$ 99,182.49	0.23%	\$ 8,877.58	\$ 9,211.65
MGS-S Customer 946	\$ 6,362.33	\$ 6,506.17	2.26%	\$ 23,387.62	\$ 23,531.46	0.62%	\$ 2,614.00	\$ 2,719.60
MGS-S Customer 947	\$ 12,187.88	\$ 12,359.99	1.41%	\$ 34,382.45	\$ 34,554.56	0.50%	\$ 4,592.56	\$ 4,706.24
MGS-S Customer 948	\$ 4,591.13	\$ 4,737.93	3.20%	\$ 15,011.98	\$ 15,158.78	0.98%	\$ 2,149.34	\$ 2,211.90
MGS-S Customer 949	\$ 10,076.43	\$ 10,209.75	1.32%	\$ 43,628.81	\$ 43,762.13	0.31%	\$ 3,624.71	\$ 3,755.50
MGS-S Customer 950	\$ 1,123.17	\$ 1,243.59	10.72%	\$ 2,670.76	\$ 2,791.18	4.51%	\$ 951.42	\$ 998.53
MGS-S Customer 951	\$ 3,652.49	\$ 3,757.60	2.88%	\$ 11,113.11	\$ 11,218.22	0.95%	\$ 1,626.87	\$ 1,698.24
MGS-S Customer 952	\$ 7,376.27	\$ 7,498.15	1.65%	\$ 24,182.06	\$ 24,303.94	0.50%	\$ 2,818.59	\$ 2,933.69
MGS-S Customer 953	\$ 7,347.67	\$ 7,469.27	1.65%	\$ 26,593.10	\$ 26,714.70	0.46%	\$ 2,796.60	\$ 2,905.07
MGS-S Customer 954	\$ 5,799.50	\$ 5,914.26	1.98%	\$ 19,848.10	\$ 19,962.86	0.58%	\$ 2,310.24	\$ 2,400.76
MGS-S Customer 955	\$ 7,914.61	\$ 8,039.12	1.57%	\$ 25,403.92	\$ 25,528.43	0.49%	\$ 3,001.39	\$ 3,115.43
MGS-S Customer 956	\$ 6,651.86	\$ 6,797.54	2.19%	\$ 20,523.47	\$ 20,669.15	0.71%	\$ 2,740.63	\$ 2,841.34
MGS-S Customer 957	\$ 11,009.11	\$ 11,148.06	1.26%	\$ 32,847.18	\$ 32,986.13	0.42%	\$ 4,023.22	\$ 4,164.29

Internal Use

Customer	Delivery 1/24 Prices	Delivery 8/24 Prices	Delivery % Difference	Bundled 1/24 Prices	Bundled 8/24 Prices	Bundled % Difference	Distribution 8/24 Prices	Distribution 1/25 Prices
MGS-S Customer 958	\$ 17,714.26	\$ 17,908.41	1.10%	\$ 72,722.27	\$ 72,916.42	0.27%	\$ 6,185.78	\$ 6,417.01
MGS-S Customer 959	\$ 10,164.17	\$ 10,324.88	1.58%	\$ 43,272.87	\$ 43,433.58	0.37%	\$ 3,802.77	\$ 3,929.58
MGS-S Customer 960	\$ 7,631.34	\$ 7,782.09	1.98%	\$ 13,335.38	\$ 13,486.13	1.13%	\$ 3,111.07	\$ 3,246.54
MGS-S Customer 961	\$ 17,554.87	\$ 17,750.36	1.11%	\$ 55,115.62	\$ 55,311.11	0.35%	\$ 6,270.47	\$ 6,480.67
MGS-S Customer 962	\$ 2,839.46	\$ 2,941.05	3.58%	\$ 10,961.55	\$ 11,063.14	0.93%	\$ 1,366.42	\$ 1,404.17
MGS-S Customer 963	\$ 5,148.68	\$ 5,287.72	2.70%	\$ 13,270.54	\$ 13,409.58	1.05%	\$ 2,270.59	\$ 2,357.44
MGS-S Customer 964	\$ 3,168.59	\$ 3,298.37	4.10%	\$ 8,697.35	\$ 8,827.13	1.49%	\$ 1,615.65	\$ 1,684.89
MGS-S Customer 965	\$ 6,248.31	\$ 6,392.30	2.30%	\$ 19,813.69	\$ 19,957.68	0.73%	\$ 2,615.21	\$ 2,700.05
MGS-S Customer 966	\$ 4,730.47	\$ 4,867.52	2.90%	\$ 12,420.87	\$ 12,557.92	1.10%	\$ 2,130.18	\$ 2,214.92
MGS-S Customer 967	\$ 5,521.80	\$ 5,662.32	2.54%	\$ 16,439.01	\$ 16,579.53	0.85%	\$ 2,376.29	\$ 2,468.22
MGS-S Customer 968	\$ 6,486.29	\$ 6,604.00	1.81%	\$ 20,263.63	\$ 20,381.34	0.58%	\$ 2,529.04	\$ 2,646.90
MGS-S Customer 969	\$ 27,459.32	\$ 27,700.31	0.88%	\$ 29,961.69	\$ 30,202.68	0.80%	\$ 9,634.56	\$ 10,254.11
MGS-S Customer 970	\$ 1,007.63	\$ 1,100.79	9.25%	\$ 1,844.95	\$ 1,938.11	5.05%	\$ 778.82	\$ 821.06
MGS-S Customer 971	\$ 3,511.70	\$ 3,617.18	3.00%	\$ 7,369.24	\$ 7,474.72	1.43%	\$ 1,635.04	\$ 1,666.21
MGS-S Customer 972	\$ 3,476.55	\$ 3,581.87	3.03%	\$ 7,260.96	\$ 7,366.28	1.45%	\$ 1,623.47	\$ 1,654.50
MGS-S Customer 973	\$ 23,396.33	\$ 23,617.05	0.94%	\$ 86,012.13	\$ 86,232.85	0.26%	\$ 8,064.49	\$ 8,345.63
MGS-S Customer 974	\$ 3,403.51	\$ 3,507.22	3.05%	\$ 17,751.60	\$ 17,855.31	0.58%	\$ 1,515.43	\$ 1,556.56
MGS-S Customer 975	\$ 3,999.63	\$ 4,133.24	3.34%	\$ 12,500.85	\$ 12,634.46	1.07%	\$ 1,883.34	\$ 1,952.13
MGS-S Customer 976	\$ 6,566.75	\$ 6,711.72	2.21%	\$ 24,702.68	\$ 24,847.65	0.59%	\$ 2,687.30	\$ 2,779.86
MGS-S Customer 977	\$ 1,424.28	\$ 1,546.07	8.55%	\$ 3,005.69	\$ 3,127.48	4.05%	\$ 1,050.72	\$ 1,104.14
MGS-S Customer 978	\$ 17,275.57	\$ 17,483.82	1.21%	\$ 54,063.90	\$ 54,272.15	0.39%	\$ 6,582.07	\$ 6,328.25
MGS-S Customer 979	\$ 9,798.88	\$ 9,958.51	1.63%	\$ 34,859.42	\$ 35,019.05	0.46%	\$ 3,729.12	\$ 3,860.86
MGS-S Customer 980	\$ 907.23	\$ 1,026.69	13.17%	\$ 1,644.92	\$ 1,764.38	7.26%	\$ 883.82	\$ 928.89
MGS-S Customer 981	\$ 11,303.10	\$ 11,469.08	1.47%	\$ 43,516.31	\$ 43,682.29	0.38%	\$ 4,182.85	\$ 4,337.05
MGS-S Customer 982	\$ 3,034.82	\$ 3,137.59	3.39%	\$ 8,390.02	\$ 8,492.79	1.22%	\$ 1,450.38	\$ 1,492.49
MGS-S Customer 983	\$ 5,017.03	\$ 5,155.69	2.76%	\$ 10,990.16	\$ 11,128.82	1.26%	\$ 2,242.75	\$ 2,326.24
MGS-S Customer 984	\$ 4,243.94	\$ 4,352.30	2.55%	\$ 7,742.01	\$ 7,850.37	1.40%	\$ 1,856.31	\$ 1,932.58
MGS-S Customer 985	\$ 7,641.88	\$ 7,764.85	1.61%	\$ 27,887.92	\$ 28,010.89	0.44%	\$ 2,891.62	\$ 3,000.07
MGS-S Customer 986	\$ 21,795.52	\$ 22,007.21	0.97%	\$ 96,414.26	\$ 96,625.95	0.22%	\$ 7,430.34	\$ 7,703.44
MGS-S Customer 987	\$ 5,811.47	\$ 5,926.17	1.97%	\$ 20,107.91	\$ 20,222.61	0.57%	\$ 2,308.44	\$ 2,404.31
MGS-S Customer 988	\$ 10,581.27	\$ 10,717.47	1.29%	\$ 37,762.54	\$ 37,898.74	0.36%	\$ 3,833.10	\$ 3,979.05
MGS-S Customer 989	\$ 7,540.00	\$ 7,689.89	1.99%	\$ 20,566.06	\$ 20,715.95	0.73%	\$ 3,042.02	\$ 3,159.03
MGS-S Customer 990	\$ 3,701.47	\$ 3,833.59	3.57%	\$ 12,028.43	\$ 12,160.55	1.10%	\$ 1,779.43	\$ 1,850.36
MGS-S Customer 991	\$ 37,836.73	\$ 38,317.98	1.27%	\$ 112,939.95	\$ 113,421.20	0.43%	\$ 14,277.47	\$ 14,540.75
MGS-S Customer 992	\$ 7,611.53	\$ 7,735.29	1.63%	\$ 22,657.77	\$ 22,781.53	0.55%	\$ 2,936.72	\$ 3,021.16
MGS-S Customer 993	\$ 8,796.53	\$ 8,925.69	1.47%	\$ 23,308.02	\$ 23,437.18	0.55%	\$ 3,327.21	\$ 3,442.90
MGS-S Customer 994	\$ 15,525.92	\$ 15,712.88	1.20%	\$ 45,444.72	\$ 45,631.68	0.41%	\$ 5,654.55	\$ 5,821.34
MGS-S Customer 995	\$ 1,701.21	\$ 1,824.25	7.23%	\$ 2,830.59	\$ 2,953.63	4.35%	\$ 1,142.11	\$ 1,205.61
MGS-S Customer 996	\$ 2,046.12	\$ 2,143.12	4.74%	\$ 12,552.89	\$ 12,649.89	0.77%	\$ 1,056.48	\$ 1,116.89
MGS-S Customer 997	\$ 1,854.28	\$ 1,978.00	6.67%	\$ 4,900.89	\$ 5,024.61	2.52%	\$ 1,186.50	\$ 1,243.82

Customer	Delivery 1/24 Prices	Delivery 8/24 Prices	Delivery % Difference	Bundled 1/24 Prices	Bundled 8/24 Prices	Bundled % Difference	Distribution 8/24 Prices	Distribution 1/25 Prices
MGS-S Customer 998	\$ 3,930.05	\$ 4,036.29	2.70%	\$ 14,579.42	\$ 14,685.66	0.73%	\$ 1,704.25	\$ 1,770.98
MGS-S Customer 999	\$ 5,237.43	\$ 5,349.56	2.14%	\$ 19,125.61	\$ 19,237.74	0.59%	\$ 2,122.70	\$ 2,205.10
MGS-S Customer 1000	\$ 5,197.98	\$ 5,310.61	2.17%	\$ 11,456.89	\$ 11,569.52	0.98%	\$ 2,159.36	\$ 2,246.43
MGS-S Customer 1001	\$ 2,354.76	\$ 2,480.17	5.33%	\$ 14,408.43	\$ 14,533.84	0.87%	\$ 1,301.71	\$ 1,352.27
MGS-S Customer 1002	\$ 667.08	\$ 758.16	13.65%	\$ 6,966.78	\$ 7,057.86	1.31%	\$ 629.64	\$ 662.11
MGS-S Customer 1003	\$ 25,025.05	\$ 25,255.09	0.92%	\$ 63,040.57	\$ 63,270.61	0.36%	\$ 8,748.38	\$ 9,100.21
MGS-S Customer 1004	\$ 4,811.18	\$ 4,921.53	2.29%	\$ 16,565.14	\$ 16,675.49	0.67%	\$ 1,995.51	\$ 2,070.75
MGS-S Customer 1005	\$ 3,417.85	\$ 3,521.86	3.04%	\$ 11,112.02	\$ 11,216.03	0.94%	\$ 1,547.87	\$ 1,614.04
MGS-S Customer 1006	\$ 1,563.76	\$ 1,686.24	7.83%	\$ 2,157.93	\$ 2,280.41	5.68%	\$ 1,101.44	\$ 1,160.81
MGS-S Customer 1007	\$ 7,926.16	\$ 8,078.33	1.92%	\$ 20,650.56	\$ 20,802.73	0.74%	\$ 3,192.81	\$ 3,291.13
MGS-S Customer 1008	\$ 27,326.94	\$ 27,563.65	0.87%	\$ 117,074.19	\$ 117,310.90	0.20%	\$ 9,201.70	\$ 9,527.05
MGS-S Customer 1009	\$ 4,295.21	\$ 4,430.23	3.14%	\$ 11,886.89	\$ 12,021.91	1.14%	\$ 1,985.46	\$ 2,063.03
MGS-S Customer 1010	\$ 12,274.37	\$ 12,418.10	1.17%	\$ 44,236.20	\$ 44,379.93	0.32%	\$ 4,369.44	\$ 4,537.50
MGS-S Customer 1011	\$ 4,721.01	\$ 4,831.21	2.33%	\$ 11,602.77	\$ 11,712.97	0.95%	\$ 1,989.85	\$ 2,076.39
MGS-S Customer 1012	\$ 5,561.47	\$ 5,675.55	2.05%	\$ 15,250.23	\$ 15,364.31	0.75%	\$ 2,261.00	\$ 2,348.34
MGS-S Customer 1013	\$ 3,758.21	\$ 3,864.28	2.82%	\$ 9,307.20	\$ 9,413.27	1.14%	\$ 1,688.20	\$ 1,745.40
MGS-S Customer 1014	\$ 7,908.79	\$ 8,060.06	1.91%	\$ 27,434.17	\$ 27,585.44	0.55%	\$ 3,133.03	\$ 3,238.50
MGS-S Customer 1015	\$ 14,509.97	\$ 14,689.79	1.24%	\$ 36,380.04	\$ 36,559.86	0.49%	\$ 5,230.10	\$ 5,561.27
MGS-S Customer 1016	\$ 7,177.78	\$ 7,325.45	2.06%	\$ 20,706.37	\$ 20,854.04	0.71%	\$ 2,896.30	\$ 3,034.32
MGS-S Customer 1017	\$ 863.88	\$ 982.44	13.72%	\$ 8,846.00	\$ 8,964.56	1.34%	\$ 819.60	\$ 861.98
MGS-S Customer 1018	\$ 5,051.77	\$ 5,163.21	2.21%	\$ 16,631.94	\$ 16,743.38	0.67%	\$ 2,074.28	\$ 2,157.11
MGS-S Customer 1019	\$ 3,217.53	\$ 3,346.94	4.02%	\$ 14,212.21	\$ 14,341.62	0.91%	\$ 1,591.04	\$ 1,663.99
MGS-S Customer 1020	\$ 26,494.78	\$ 26,736.64	0.91%	\$ 47,926.07	\$ 48,167.93	0.50%	\$ 9,500.97	\$ 9,693.14
MGS-S Customer 1021	\$ 26,169.39	\$ 26,400.36	0.88%	\$ 114,746.58	\$ 114,977.55	0.20%	\$ 8,803.47	\$ 9,134.99
MGS-S Customer 1022	\$ 3,976.24	\$ 4,109.62	3.35%	\$ 11,772.22	\$ 11,905.60	1.13%	\$ 1,871.63	\$ 1,951.37
MGS-S Customer 1023	\$ 4,037.27	\$ 4,144.45	2.65%	\$ 10,817.10	\$ 10,924.28	0.99%	\$ 1,769.60	\$ 1,835.37
MGS-S Customer 1024	\$ 6,450.91	\$ 6,568.93	1.83%	\$ 19,276.21	\$ 19,394.23	0.61%	\$ 2,540.16	\$ 2,636.78
MGS-S Customer 1025	\$ 7,766.74	\$ 7,890.64	1.60%	\$ 25,042.15	\$ 25,166.05	0.49%	\$ 2,956.26	\$ 3,064.35
MGS-S Customer 1026	\$ 5,012.13	\$ 5,149.66	2.74%	\$ 13,421.02	\$ 13,558.55	1.02%	\$ 2,185.89	\$ 2,317.74
MGS-S Customer 1027	\$ 5,094.15	\$ 5,232.65	2.72%	\$ 14,939.11	\$ 15,077.61	0.93%	\$ 2,235.57	\$ 2,327.39
MGS-S Customer 1028	\$ 713.53	\$ 832.09	16.62%	\$ 1,325.98	\$ 1,444.54	8.94%	\$ 819.60	\$ 861.98
MGS-S Customer 1029	\$ 20,423.49	\$ 20,605.26	0.89%	\$ 61,585.83	\$ 61,767.60	0.30%	\$ 7,065.23	\$ 7,318.55
MGS-S Customer 1030	\$ 4,773.20	\$ 4,883.48	2.31%	\$ 16,203.11	\$ 16,313.39	0.68%	\$ 1,987.96	\$ 2,058.95
MGS-S Customer 1031	\$ 10,576.13	\$ 10,712.35	1.29%	\$ 37,332.80	\$ 37,469.02	0.36%	\$ 3,834.59	\$ 3,980.20
MGS-S Customer 1032	\$ 64,741.63	\$ 65,146.92	0.63%	\$ 260,783.80	\$ 261,189.09	0.16%	\$ 21,144.48	\$ 21,836.89
MGS-S Customer 1033	\$ 12,390.50	\$ 12,562.07	1.38%	\$ 37,301.69	\$ 37,473.26	0.46%	\$ 4,587.51	\$ 4,772.78
MGS-S Customer 1034	\$ 2,521.18	\$ 2,620.96	3.96%	\$ 8,767.29	\$ 8,867.07	1.14%	\$ 1,250.63	\$ 1,312.14
MGS-S Customer 1035	\$ 4,734.78	\$ 4,845.56	2.34%	\$ 14,543.17	\$ 14,653.95	0.76%	\$ 2,009.49	\$ 2,050.66
MGS-S Customer 1036	\$ 3,026.39	\$ 3,129.31	3.40%	\$ 6,490.86	\$ 6,593.78	1.59%	\$ 1,460.89	\$ 1,502.94
MGS-S Customer 1037	\$ 4,959.74	\$ 5,071.63	2.26%	\$ 13,567.34	\$ 13,679.23	0.82%	\$ 2,090.73	\$ 2,138.68

Customer	Delivery 1/24 Prices	Delivery 8/24 Prices	Delivery % Difference	Bundled 1/24 Prices	Bundled 8/24 Prices	Bundled % Difference	Distribution 8/24 Prices	Distribution 1/25 Prices
MGS-S Customer 1038	\$ 5,395.03	\$ 5,508.67	2.11%	\$ 15,029.29	\$ 15,142.93	0.76%	\$ 2,220.69	\$ 2,286.27
MGS-S Customer 1039	\$ 10,339.70	\$ 10,475.15	1.31%	\$ 38,991.89	\$ 39,127.34	0.35%	\$ 3,765.44	\$ 3,877.50
MGS-S Customer 1040	\$ 10,458.35	\$ 10,594.67	1.30%	\$ 33,080.16	\$ 33,216.48	0.41%	\$ 3,834.53	\$ 3,965.43
MGS-S Customer 1041	\$ 9,555.87	\$ 9,687.65	1.38%	\$ 35,265.20	\$ 35,396.98	0.37%	\$ 3,511.16	\$ 3,627.20
MGS-S Customer 1042	\$ 8,018.40	\$ 8,170.33	1.89%	\$ 22,059.12	\$ 22,211.05	0.69%	\$ 3,190.81	\$ 3,320.62
MGS-S Customer 1043	\$ 3,155.30	\$ 3,284.52	4.10%	\$ 10,637.28	\$ 10,766.50	1.21%	\$ 1,584.00	\$ 1,670.10
MGS-S Customer 1044	\$ 2,383.68	\$ 2,510.13	5.30%	\$ 4,376.44	\$ 4,502.89	2.89%	\$ 1,377.68	\$ 1,434.98
MGS-S Customer 1045	\$ 2,137.05	\$ 2,261.96	5.84%	\$ 6,277.97	\$ 6,402.88	1.99%	\$ 1,272.74	\$ 1,335.34
MGS-S Customer 1046	\$ 30,814.16	\$ 31,071.11	0.83%	\$ 80,834.22	\$ 81,091.17	0.32%	\$ 10,644.26	\$ 11,031.78
MGS-S Customer 1047	\$ 5,126.21	\$ 5,286.97	3.14%	\$ 10,126.39	\$ 10,287.15	1.59%	\$ 2,434.04	\$ 2,514.21
MGS-S Customer 1048	\$ 49,140.69	\$ 49,482.05	0.69%	\$ 148,595.79	\$ 148,937.15	0.23%	\$ 16,581.99	\$ 17,060.95
MGS-S Customer 1049	\$ 4,251.98	\$ 4,359.87	2.54%	\$ 14,988.54	\$ 15,096.43	0.72%	\$ 1,817.98	\$ 1,881.34
MGS-S Customer 1050	\$ 6,801.90	\$ 6,948.10	2.15%	\$ 22,250.35	\$ 22,396.55	0.66%	\$ 2,778.69	\$ 2,883.02
MGS-S Customer 1051	\$ 1,998.06	\$ 2,121.39	6.17%	\$ 14,587.75	\$ 14,711.08	0.85%	\$ 1,162.92	\$ 1,227.79
MGS-S Customer 1052	\$ 7,832.59	\$ 7,956.73	1.58%	\$ 25,351.50	\$ 25,475.64	0.49%	\$ 2,975.06	\$ 3,086.12
MGS-S Customer 1053	\$ 7,211.17	\$ 7,332.83	1.69%	\$ 20,926.81	\$ 21,048.47	0.58%	\$ 2,795.94	\$ 2,894.77
MGS-S Customer 1054	\$ 811.77	\$ 930.83	14.67%	\$ 880.33	\$ 999.39	13.52%	\$ 855.69	\$ 900.43
MGS-S Customer 1055	\$ 4,702.20	\$ 4,811.84	2.33%	\$ 17,417.46	\$ 17,527.10	0.63%	\$ 1,947.79	\$ 2,026.99
MGS-S Customer 1056	\$ 661.83	\$ 752.91	13.76%	\$ 6,704.21	\$ 6,795.29	1.36%	\$ 629.64	\$ 662.11
MGS-S Customer 1057	\$ 4,042.76	\$ 4,149.61	2.64%	\$ 12,938.76	\$ 13,045.61	0.83%	\$ 1,750.13	\$ 1,824.06
MGS-S Customer 1058	\$ 3,377.84	\$ 3,481.64	3.07%	\$ 9,085.88	\$ 9,189.68	1.14%	\$ 1,538.69	\$ 1,616.80
MGS-S Customer 1059	\$ 4,300.42	\$ 4,408.47	2.51%	\$ 14,508.28	\$ 14,616.33	0.74%	\$ 1,832.56	\$ 1,903.54
MGS-S Customer 1060	\$ 915.71	\$ 1,034.27	12.95%	\$ 11,438.59	\$ 11,557.15	1.04%	\$ 819.60	\$ 861.98
MGS-S Customer 1061	\$ 16,698.75	\$ 16,862.49	0.98%	\$ 61,764.34	\$ 61,928.08	0.27%	\$ 5,783.22	\$ 5,987.93
MGS-S Customer 1062	\$ 2,756.81	\$ 2,884.43	4.63%	\$ 8,681.04	\$ 8,808.66	1.47%	\$ 1,466.70	\$ 1,540.10
MGS-S Customer 1063	\$ 6,899.52	\$ 7,019.30	1.74%	\$ 24,266.91	\$ 24,386.69	0.49%	\$ 2,663.45	\$ 2,760.36
MGS-S Customer 1064	\$ 4,083.45	\$ 4,217.34	3.28%	\$ 12,346.54	\$ 12,480.43	1.08%	\$ 1,906.57	\$ 1,984.98
MGS-S Customer 1065	\$ 12,035.92	\$ 12,178.90	1.19%	\$ 41,793.15	\$ 41,936.13	0.34%	\$ 4,311.37	\$ 4,467.86
MGS-S Customer 1066	\$ 5,104.44	\$ 5,243.20	2.72%	\$ 12,821.12	\$ 12,959.88	1.08%	\$ 2,253.17	\$ 2,346.32
MGS-S Customer 1067	\$ 701.04	\$ 819.60	16.91%	\$ 701.04	\$ 819.60	16.91%	\$ 819.60	\$ 861.98
MGS-S Customer 1068	\$ 4,394.17	\$ 4,529.78	3.09%	\$ 8,699.62	\$ 8,835.23	1.56%	\$ 2,032.57	\$ 2,123.52
MGS-S Customer 1069	\$ 8,711.20	\$ 8,839.16	1.47%	\$ 30,092.67	\$ 30,220.63	0.43%	\$ 3,245.66	\$ 3,365.57
MGS-S Customer 1070	\$ 3,593.72	\$ 3,725.63	3.67%	\$ 9,252.06	\$ 9,383.97	1.43%	\$ 1,763.61	\$ 1,831.12
MGS-S Customer 1071	\$ 7,788.55	\$ 7,911.74	1.58%	\$ 32,555.31	\$ 32,678.50	0.38%	\$ 2,908.28	\$ 3,019.58
MGS-S Customer 1072	\$ 12,527.38	\$ 12,698.54	1.37%	\$ 50,359.51	\$ 50,530.67	0.34%	\$ 4,553.40	\$ 4,726.09
MGS-S Customer 1073	\$ 4,451.58	\$ 4,589.02	3.09%	\$ 9,137.32	\$ 9,274.76	1.50%	\$ 2,065.93	\$ 2,148.67
MGS-S Customer 1074	\$ 5,956.26	\$ 6,071.51	1.93%	\$ 21,421.16	\$ 21,536.41	0.54%	\$ 2,348.17	\$ 2,446.90
MGS-S Customer 1075	\$ 26,634.49	\$ 26,869.67	0.88%	\$ 99,114.22	\$ 99,349.40	0.24%	\$ 9,090.70	\$ 9,407.06
MGS-S Customer 1076	\$ 6,485.58	\$ 6,603.49	1.82%	\$ 22,188.61	\$ 22,306.52	0.53%	\$ 2,532.61	\$ 2,628.22
MGS-S Customer 1077	\$ 5,918.37	\$ 6,060.81	2.41%	\$ 17,920.63	\$ 18,063.07	0.79%	\$ 2,508.42	\$ 2,597.55

Internal Use

Customer	Delivery 1/24 Prices	Delivery 8/24 Prices	Delivery % Difference	Bundled 1/24 Prices	Bundled 8/24 Prices	Bundled % Difference	Distribution 8/24 Prices	Distribution 1/25 Prices
MGS-S Customer 1078	\$ 6,260.81	\$ 6,404.82	2.30%	\$ 19,626.12	\$ 19,770.13	0.73%	\$ 2,618.42	\$ 2,706.50
MGS-S Customer 1079	\$ 3,112.57	\$ 3,242.43	4.17%	\$ 7,130.08	\$ 7,259.94	1.82%	\$ 1,615.88	\$ 1,673.68
MGS-S Customer 1080	\$ 4,182.36	\$ 4,317.08	3.22%	\$ 10,544.56	\$ 10,679.28	1.28%	\$ 1,960.84	\$ 2,030.97
MGS-S Customer 1081	\$ 4,731.72	\$ 4,868.80	2.90%	\$ 13,187.23	\$ 13,324.31	1.04%	\$ 2,129.54	\$ 2,208.74
MGS-S Customer 1082	\$ 8,037.25	\$ 8,162.88	1.56%	\$ 12,297.00	\$ 12,422.63	1.02%	\$ 3,101.49	\$ 3,261.58
MGS-S Customer 1083	\$ 7,286.25	\$ 7,407.72	1.67%	\$ 23,339.72	\$ 23,461.19	0.52%	\$ 2,791.00	\$ 2,908.25
MGS-S Customer 1084	\$ 9,191.70	\$ 9,349.38	1.72%	\$ 26,239.84	\$ 26,397.52	0.60%	\$ 3,586.27	\$ 3,703.82
MGS-S Customer 1085	\$ 4,674.81	\$ 4,784.74	2.35%	\$ 13,705.18	\$ 13,815.11	0.80%	\$ 1,966.29	\$ 2,043.04
MGS-S Customer 1086	\$ 10,011.67	\$ 10,171.27	1.59%	\$ 43,328.44	\$ 43,488.04	0.37%	\$ 3,733.28	\$ 3,879.35
MGS-S Customer 1087	\$ 12,007.34	\$ 12,149.73	1.19%	\$ 48,324.90	\$ 48,467.29	0.29%	\$ 4,264.76	\$ 4,408.82
MGS-S Customer 1088	\$ 12,285.01	\$ 12,455.82	1.39%	\$ 44,502.11	\$ 44,672.92	0.38%	\$ 4,521.64	\$ 4,678.27
MGS-S Customer 1089	\$ 5,866.78	\$ 5,981.48	1.96%	\$ 23,557.08	\$ 23,671.78	0.49%	\$ 2,306.67	\$ 2,398.64
MGS-S Customer 1090	\$ 7,971.21	\$ 8,095.50	1.56%	\$ 31,325.22	\$ 31,449.51	0.40%	\$ 2,983.97	\$ 3,092.33
MGS-S Customer 1091	\$ 6,926.74	\$ 7,046.92	1.74%	\$ 20,571.54	\$ 20,691.72	0.58%	\$ 2,694.61	\$ 2,797.43
MGS-S Customer 1092	\$ 4,376.62	\$ 4,485.27	2.48%	\$ 17,860.99	\$ 17,969.64	0.61%	\$ 1,860.25	\$ 1,900.06
MGS-S Customer 1093	\$ 4,907.11	\$ 5,044.84	2.81%	\$ 15,465.07	\$ 15,602.80	0.89%	\$ 2,175.35	\$ 2,254.76
MGS-S Customer 1094	\$ 4,081.90	\$ 4,224.26	3.49%	\$ 5,763.86	\$ 5,906.22	2.47%	\$ 2,006.35	\$ 2,083.05
MGS-S Customer 1095	\$ 3,856.70	\$ 3,962.88	2.75%	\$ 14,232.41	\$ 14,338.59	0.75%	\$ 1,693.07	\$ 1,744.07
MGS-S Customer 1096	\$ 10,881.01	\$ 11,046.30	1.52%	\$ 32,058.75	\$ 32,224.04	0.52%	\$ 4,127.44	\$ 4,265.14
MGS-S Customer 1097	\$ 8,155.64	\$ 8,308.10	1.87%	\$ 28,016.95	\$ 28,169.41	0.54%	\$ 3,216.74	\$ 3,321.66
MGS-S Customer 1098	\$ 5,501.79	\$ 5,642.37	2.56%	\$ 12,545.00	\$ 12,685.58	1.12%	\$ 2,386.44	\$ 2,491.55
MGS-S Customer 1099	\$ 15,060.41	\$ 15,244.13	1.22%	\$ 47,893.96	\$ 48,077.68	0.38%	\$ 5,444.40	\$ 5,646.88
MGS-S Customer 1100	\$ 5,194.06	\$ 5,306.10	2.16%	\$ 17,118.27	\$ 17,230.31	0.65%	\$ 2,118.59	\$ 2,204.77
MGS-S Customer 1101	\$ 4,929.76	\$ 5,067.56	2.80%	\$ 13,789.65	\$ 13,927.45	1.00%	\$ 2,185.85	\$ 2,277.23
MGS-S Customer 1102	\$ 1,983.12	\$ 2,126.22	7.22%	\$ 6,439.40	\$ 6,582.50	2.22%	\$ 1,361.69	\$ 1,398.81
MGS-S Customer 1103	\$ 1,946.25	\$ 2,069.65	6.34%	\$ 18,223.00	\$ 18,346.40	0.68%	\$ 1,149.57	\$ 1,175.25
MGS-S Customer 1104	\$ 10,538.54	\$ 10,674.58	1.29%	\$ 38,867.93	\$ 39,003.97	0.35%	\$ 3,817.57	\$ 3,954.06
MGS-S Customer 1105	\$ 7,135.16	\$ 7,256.06	1.69%	\$ 23,439.10	\$ 23,560.00	0.52%	\$ 2,746.19	\$ 2,851.45
MGS-S Customer 1106	\$ 21,140.81	\$ 21,353.29	1.01%	\$ 73,994.61	\$ 74,207.09	0.29%	\$ 7,428.08	\$ 7,613.14
MGS-S Customer 1107	\$ 6,844.93	\$ 6,992.97	2.16%	\$ 14,710.84	\$ 14,858.88	1.01%	\$ 2,885.14	\$ 2,941.21
MGS-S Customer 1108	\$ 12,208.29	\$ 12,351.63	1.17%	\$ 46,660.04	\$ 46,803.38	0.31%	\$ 4,337.15	\$ 4,494.67
MGS-S Customer 1109	\$ 5,524.19	\$ 5,638.18	2.06%	\$ 14,936.77	\$ 15,050.76	0.76%	\$ 2,253.05	\$ 2,336.52
MGS-S Customer 1110	\$ 3,879.91	\$ 4,012.92	3.43%	\$ 12,240.70	\$ 12,373.71	1.09%	\$ 1,841.37	\$ 1,911.97
MGS-S Customer 1111	\$ 5,784.56	\$ 5,926.58	2.46%	\$ 13,650.47	\$ 13,792.49	1.04%	\$ 2,484.13	\$ 2,582.36
MGS-S Customer 1112	\$ 6,077.96	\$ 6,193.56	1.90%	\$ 15,422.33	\$ 15,537.93	0.75%	\$ 2,395.05	\$ 2,543.11
MGS-S Customer 1113	\$ 5,118.03	\$ 5,230.46	2.20%	\$ 10,661.99	\$ 10,774.42	1.05%	\$ 2,142.52	\$ 2,222.14
MGS-S Customer 1114	\$ 4,924.58	\$ 5,035.28	2.25%	\$ 16,899.18	\$ 17,009.88	0.66%	\$ 2,024.72	\$ 2,110.90
MGS-S Customer 1115	\$ 5,189.47	\$ 5,300.93	2.15%	\$ 27,019.89	\$ 27,131.35	0.41%	\$ 2,066.34	\$ 2,127.69
MGS-S Customer 1116	\$ 12,722.10	\$ 12,894.32	1.35%	\$ 36,338.11	\$ 36,510.33	0.47%	\$ 4,661.59	\$ 4,910.83
MGS-S Customer 1117	\$ 23,307.91	\$ 23,608.67	1.29%	\$ 79,068.58	\$ 79,369.34	0.38%	\$ 8,703.75	\$ 8,857.49

Internal Use

Customer	Delivery 1/24 Prices	Delivery 8/24 Prices	Delivery % Difference	Bundled 1/24 Prices	Bundled 8/24 Prices	Bundled % Difference	Distribution 8/24 Prices	Distribution 1/25 Prices
MGS-S Customer 1118	\$ 5,322.60	\$ 5,462.39	2.63%	\$ 14,670.40	\$ 14,810.19	0.95%	\$ 2,322.70	\$ 2,408.99
MGS-S Customer 1119	\$ 1,720.63	\$ 1,815.80	5.53%	\$ 15,951.03	\$ 16,046.20	0.60%	\$ 923.98	\$ 975.72
MGS-S Customer 1120	\$ 8,404.04	\$ 8,556.91	1.82%	\$ 32,938.73	\$ 33,091.60	0.46%	\$ 3,254.13	\$ 3,379.11
MGS-S Customer 1121	\$ 5,611.12	\$ 5,751.89	2.51%	\$ 19,002.82	\$ 19,143.59	0.74%	\$ 2,392.41	\$ 2,480.97
MGS-S Customer 1122	\$ 6,096.32	\$ 6,212.60	1.91%	\$ 19,384.04	\$ 19,500.32	0.60%	\$ 2,417.07	\$ 2,509.57
MGS-S Customer 1123	\$ 14,584.91	\$ 14,765.87	1.24%	\$ 53,731.64	\$ 53,912.60	0.34%	\$ 5,245.23	\$ 5,434.29
MGS-S Customer 1124	\$ 14,869.85	\$ 15,078.17	1.40%	\$ 23,645.30	\$ 23,853.62	0.88%	\$ 5,766.76	\$ 5,874.91
MGS-S Customer 1125	\$ 7,514.66	\$ 7,664.72	2.00%	\$ 18,462.83	\$ 18,612.89	0.81%	\$ 3,051.82	\$ 3,163.88
MGS-S Customer 1126	\$ 905.19	\$ 1,023.75	13.10%	\$ 10,912.63	\$ 11,031.19	1.09%	\$ 819.60	\$ 861.98
MGS-S Customer 1127	\$ 1,979.38	\$ 2,075.83	4.87%	\$ 15,165.64	\$ 15,262.09	0.64%	\$ 1,016.41	\$ 1,074.20
MGS-S Customer 1128	\$ 4,706.22	\$ 4,843.10	2.91%	\$ 12,902.58	\$ 13,039.46	1.06%	\$ 2,118.30	\$ 2,202.89
MGS-S Customer 1129	\$ 4,288.26	\$ 4,396.39	2.52%	\$ 13,764.37	\$ 13,872.50	0.79%	\$ 1,836.76	\$ 1,903.61
MGS-S Customer 1130	\$ 11,558.35	\$ 11,698.63	1.21%	\$ 40,695.59	\$ 40,835.87	0.34%	\$ 4,133.19	\$ 4,311.17
MGS-S Customer 1131	\$ 5,398.96	\$ 5,512.06	2.09%	\$ 17,259.53	\$ 17,372.63	0.66%	\$ 2,191.22	\$ 2,276.03
MGS-S Customer 1132	\$ 10,153.83	\$ 10,315.53	1.59%	\$ 35,520.36	\$ 35,682.06	0.46%	\$ 3,865.25	\$ 3,977.70
MGS-S Customer 1133	\$ 6,211.68	\$ 6,328.21	1.88%	\$ 21,102.86	\$ 21,219.39	0.55%	\$ 2,438.90	\$ 2,540.14
MGS-S Customer 1134	\$ 1,786.44	\$ 1,882.40	5.37%	\$ 10,799.56	\$ 10,895.52	0.89%	\$ 980.83	\$ 1,036.29
MGS-S Customer 1135	\$ 4,158.39	\$ 4,266.12	2.59%	\$ 11,251.88	\$ 11,359.61	0.96%	\$ 1,808.45	\$ 1,875.44
MGS-S Customer 1136	\$ 9,459.10	\$ 9,617.14	1.67%	\$ 35,355.82	\$ 35,513.86	0.45%	\$ 3,613.36	\$ 3,734.81
MGS-S Customer 1137	\$ 6,155.99	\$ 6,299.37	2.33%	\$ 19,548.83	\$ 19,692.21	0.73%	\$ 2,576.99	\$ 2,671.27
MGS-S Customer 1138	\$ 701.04	\$ 819.60	16.91%	\$ 701.04	\$ 819.60	16.91%	\$ 819.60	\$ 861.98
MGS-S Customer 1139	\$ 1,357.83	\$ 1,479.26	8.94%	\$ 2,893.53	\$ 3,014.96	4.20%	\$ 1,026.04	\$ 1,081.94
MGS-S Customer 1140	\$ 21,330.27	\$ 21,515.48	0.87%	\$ 71,935.36	\$ 72,120.57	0.26%	\$ 7,308.50	\$ 7,567.61
MGS-S Customer 1141	\$ 12,993.06	\$ 13,171.57	1.37%	\$ 14,003.15	\$ 14,181.66	1.27%	\$ 5,032.91	\$ 5,132.58
MGS-S Customer 1142	\$ 10,231.22	\$ 10,393.05	1.58%	\$ 32,700.03	\$ 32,861.86	0.49%	\$ 3,888.17	\$ 4,031.80
MGS-S Customer 1143	\$ 4,857.03	\$ 4,967.64	2.28%	\$ 15,367.00	\$ 15,477.61	0.72%	\$ 2,015.80	\$ 2,096.69
MGS-S Customer 1144	\$ 5,507.05	\$ 5,621.27	2.07%	\$ 15,495.87	\$ 15,610.09	0.74%	\$ 2,259.62	\$ 2,321.93
MGS-S Customer 1145	\$ 33,108.97	\$ 33,376.90	0.81%	\$ 91,314.88	\$ 91,582.81	0.29%	\$ 11,400.38	\$ 11,765.25
MGS-S Customer 1146	\$ 19,328.82	\$ 19,504.26	0.91%	\$ 70,427.53	\$ 70,602.97	0.25%	\$ 6,620.13	\$ 6,866.96
MGS-S Customer 1147	\$ 4,166.68	\$ 4,274.10	2.58%	\$ 14,678.25	\$ 14,785.67	0.73%	\$ 1,786.96	\$ 1,854.17
MGS-S Customer 1148	\$ 12,500.56	\$ 12,644.96	1.16%	\$ 48,772.42	\$ 48,916.82	0.30%	\$ 4,416.50	\$ 4,585.73
MGS-S Customer 1149	\$ 8,263.19	\$ 8,389.03	1.52%	\$ 29,334.67	\$ 29,460.51	0.43%	\$ 3,095.71	\$ 3,211.38
MGS-S Customer 1150	\$ 7,492.83	\$ 7,615.11	1.63%	\$ 28,146.67	\$ 28,268.95	0.43%	\$ 2,841.09	\$ 2,944.34
MGS-S Customer 1151	\$ 4,733.78	\$ 4,870.42	2.89%	\$ 16,915.77	\$ 17,052.41	0.81%	\$ 2,100.98	\$ 2,183.87
MGS-S Customer 1152	\$ 3,511.36	\$ 3,614.54	2.94%	\$ 19,800.79	\$ 19,903.97	0.52%	\$ 1,501.16	\$ 1,590.69
MGS-S Customer 1153	\$ 5,972.02	\$ 6,114.78	2.39%	\$ 14,802.32	\$ 14,945.08	0.96%	\$ 2,538.11	\$ 2,641.75
MGS-S Customer 1154	\$ 17,806.89	\$ 18,003.74	1.11%	\$ 54,588.36	\$ 54,785.21	0.36%	\$ 6,364.23	\$ 6,573.42
MGS-S Customer 1155	\$ 15,020.38	\$ 15,204.11	1.22%	\$ 46,429.18	\$ 46,612.91	0.40%	\$ 5,443.33	\$ 5,642.32
MGS-S Customer 1156	\$ 1,279.36	\$ 1,372.75	7.30%	\$ 12,891.75	\$ 12,985.14	0.72%	\$ 795.96	\$ 839.32
MGS-S Customer 1157	\$ 6,935.19	\$ 7,081.89	2.12%	\$ 16,700.05	\$ 16,846.75	0.88%	\$ 2,832.52	\$ 2,978.50

Internal Use

Customer	Delivery 1/24 Prices	Delivery 8/24 Prices	Delivery % Difference	Bundled 1/24 Prices	Bundled 8/24 Prices	Bundled % Difference	Distribution 8/24 Prices	Distribution 1/25 Prices
MGS-S Customer 1158	\$ 4,421.40	\$ 4,556.41	3.05%	\$ 17,904.51	\$ 18,039.52	0.75%	\$ 1,986.10	\$ 2,065.51
MGS-S Customer 1159	\$ 7,996.03	\$ 8,180.97	2.31%	\$ 27,521.41	\$ 27,706.35	0.67%	\$ 3,408.03	\$ 3,481.70
MGS-S Customer 1160	\$ 5,615.65	\$ 5,756.29	2.50%	\$ 18,463.23	\$ 18,603.87	0.76%	\$ 2,388.54	\$ 2,488.95
MGS-S Customer 1161	\$ 6,638.13	\$ 6,756.81	1.79%	\$ 26,453.16	\$ 26,571.84	0.45%	\$ 2,575.46	\$ 2,646.80
MGS-S Customer 1162	\$ 3,599.54	\$ 3,731.48	3.67%	\$ 9,200.40	\$ 9,332.34	1.43%	\$ 1,765.80	\$ 1,833.62
MGS-S Customer 1163	\$ 5,846.36	\$ 5,961.59	1.97%	\$ 18,836.54	\$ 18,951.77	0.61%	\$ 2,339.71	\$ 2,422.94
MGS-S Customer 1164	\$ 6,407.25	\$ 6,524.96	1.84%	\$ 21,015.97	\$ 21,133.68	0.56%	\$ 2,516.68	\$ 2,607.82
MGS-S Customer 1165	\$ 4,311.05	\$ 4,419.50	2.52%	\$ 12,068.98	\$ 12,177.43	0.90%	\$ 1,857.73	\$ 1,923.44
MGS-S Customer 1166	\$ 1,845.69	\$ 1,969.34	6.70%	\$ 5,257.15	\$ 5,380.80	2.35%	\$ 1,181.52	\$ 1,238.10
MGS-S Customer 1167	\$ 11,627.09	\$ 11,795.80	1.45%	\$ 35,094.56	\$ 35,263.27	0.48%	\$ 4,367.96	\$ 4,508.41
MGS-S Customer 1168	\$ 541.71	\$ 632.79	16.81%	\$ 696.08	\$ 787.16	13.08%	\$ 629.64	\$ 662.11
MGS-S Customer 1169	\$ 3,851.57	\$ 3,957.85	2.76%	\$ 10,388.71	\$ 10,494.99	1.02%	\$ 1,706.61	\$ 1,772.73
MGS-S Customer 1170	\$ 8,783.97	\$ 8,939.25	1.77%	\$ 29,637.89	\$ 29,793.17	0.52%	\$ 3,418.73	\$ 3,535.15
MGS-S Customer 1171	\$ 5,215.49	\$ 5,327.42	2.15%	\$ 15,985.87	\$ 16,097.80	0.70%	\$ 2,119.05	\$ 2,224.55
MGS-S Customer 1172	\$ 11,193.15	\$ 11,360.86	1.50%	\$ 27,647.12	\$ 27,814.83	0.61%	\$ 4,286.53	\$ 4,402.11
MGS-S Customer 1173	\$ 567.84	\$ 659.05	16.06%	\$ 610.92	\$ 702.13	14.93%	\$ 639.01	\$ 672.10
MGS-S Customer 1174	\$ 5,264.24	\$ 5,376.70	2.14%	\$ 19,892.73	\$ 20,005.19	0.57%	\$ 2,138.76	\$ 2,205.86
MGS-S Customer 1175	\$ 5,657.76	\$ 5,772.23	2.02%	\$ 19,691.97	\$ 19,806.44	0.58%	\$ 2,279.33	\$ 2,346.67
MGS-S Customer 1176	\$ 10,583.29	\$ 10,747.05	1.55%	\$ 28,668.94	\$ 28,832.70	0.57%	\$ 4,030.00	\$ 4,188.12
MGS-S Customer 1177	\$ 7,344.95	\$ 7,493.65	2.02%	\$ 23,575.30	\$ 23,724.00	0.63%	\$ 2,956.23	\$ 3,067.40
MGS-S Customer 1178	\$ 2,877.52	\$ 3,004.72	4.42%	\$ 17,266.63	\$ 17,393.83	0.74%	\$ 1,441.08	\$ 1,524.16
MGS-S Customer 1179	\$ 4,414.58	\$ 4,549.85	3.06%	\$ 13,564.81	\$ 13,700.08	1.00%	\$ 2,007.78	\$ 2,095.64
MGS-S Customer 1180	\$ 5,217.03	\$ 5,329.62	2.16%	\$ 13,329.75	\$ 13,442.34	0.84%	\$ 2,155.70	\$ 2,239.13
MGS-S Customer 1181	\$ 701.04	\$ 819.60	16.91%	\$ 701.04	\$ 819.60	16.91%	\$ 819.60	\$ 861.98
MGS-S Customer 1182	\$ 1,856.21	\$ 1,953.39	5.24%	\$ 5,436.32	\$ 5,533.50	1.79%	\$ 1,058.21	\$ 1,094.90
MGS-S Customer 1183	\$ 2,264.34	\$ 2,362.98	4.36%	\$ 7,509.27	\$ 7,607.91	1.31%	\$ 1,169.84	\$ 1,229.76
MGS-S Customer 1184	\$ 3,067.45	\$ 3,196.56	4.21%	\$ 7,802.54	\$ 7,931.65	1.65%	\$ 1,572.27	\$ 1,659.92
MGS-S Customer 1185	\$ 7,099.06	\$ 7,219.66	1.70%	\$ 26,560.45	\$ 26,681.05	0.45%	\$ 2,719.95	\$ 2,814.20
MGS-S Customer 1186	\$ 634.35	\$ 725.43	14.36%	\$ 5,329.90	\$ 5,420.98	1.71%	\$ 629.64	\$ 662.11
MGS-S Customer 1187	\$ 10,328.25	\$ 10,463.37	1.31%	\$ 36,732.18	\$ 36,867.30	0.37%	\$ 3,755.34	\$ 3,895.51
MGS-S Customer 1188	\$ 3,934.96	\$ 4,042.36	2.73%	\$ 3,934.96	\$ 4,042.36	2.73%	\$ 1,783.78	\$ 1,847.40
MGS-S Customer 1189	\$ 6,963.29	\$ 7,084.82	1.75%	\$ 9,605.07	\$ 9,726.60	1.27%	\$ 2,787.32	\$ 2,887.41
MGS-S Customer 1190	\$ 15,305.11	\$ 15,490.80	1.21%	\$ 45,964.34	\$ 46,150.03	0.40%	\$ 5,568.16	\$ 5,740.73
MGS-S Customer 1191	\$ 2,109.30	\$ 2,239.58	6.18%	\$ 3,480.46	\$ 3,610.74	3.74%	\$ 1,315.50	\$ 1,381.57
MGS-S Customer 1192	\$ 2,908.67	\$ 3,010.55	3.50%	\$ 9,797.51	\$ 9,899.39	1.04%	\$ 1,391.14	\$ 1,439.13
MGS-S Customer 1193	\$ 3,692.58	\$ 3,838.21	3.94%	\$ 8,066.59	\$ 8,212.22	1.81%	\$ 1,880.56	\$ 1,969.95
MGS-S Customer 1194	\$ 5,023.19	\$ 5,134.78	2.22%	\$ 16,661.97	\$ 16,773.56	0.67%	\$ 2,077.41	\$ 2,143.07
MGS-S Customer 1195	\$ 17,137.43	\$ 17,331.14	1.13%	\$ 58,482.60	\$ 58,676.31	0.33%	\$ 6,128.36	\$ 6,300.89
MGS-S Customer 1196	\$ 3,579.45	\$ 3,710.81	3.67%	\$ 8,159.14	\$ 8,290.50	1.61%	\$ 1,740.31	\$ 1,840.97
MGS-S Customer 1197	\$ 6,156.53	\$ 6,273.25	1.90%	\$ 17,328.77	\$ 17,445.49	0.67%	\$ 2,449.70	\$ 2,546.33

Internal Use

Customer	Delivery 1/24 Prices	Delivery 8/24 Prices	Delivery % Difference	Bundled 1/24 Prices	Bundled 8/24 Prices	Bundled % Difference	Distribution 8/24 Prices	Distribution 1/25 Prices
MGS-S Customer 1198	\$ 5,295.92	\$ 5,435.06	2.63%	\$ 18,175.72	\$ 18,314.86	0.77%	\$ 2,280.89	\$ 2,376.81
MGS-S Customer 1199	\$ 4,243.11	\$ 4,377.69	3.17%	\$ 14,225.07	\$ 14,359.65	0.95%	\$ 1,952.75	\$ 2,027.40
MGS-S Customer 1200	\$ 10,480.28	\$ 10,616.66	1.30%	\$ 32,624.69	\$ 32,761.07	0.42%	\$ 3,841.43	\$ 3,977.54
MGS-S Customer 1201	\$ 8,521.86	\$ 8,649.16	1.49%	\$ 28,904.33	\$ 29,031.63	0.44%	\$ 3,195.01	\$ 3,304.74
MGS-S Customer 1202	\$ 3,035.10	\$ 3,137.34	3.37%	\$ 10,714.65	\$ 10,816.89	0.95%	\$ 1,421.26	\$ 1,479.65
MGS-S Customer 1203	\$ 5,281.93	\$ 5,421.21	2.64%	\$ 17,299.61	\$ 17,438.89	0.81%	\$ 2,288.13	\$ 2,376.40
MGS-S Customer 1204	\$ 4,342.00	\$ 4,450.21	2.49%	\$ 15,168.37	\$ 15,276.58	0.71%	\$ 1,843.57	\$ 1,913.33
MGS-S Customer 1205	\$ 16,435.83	\$ 16,625.00	1.15%	\$ 61,493.31	\$ 61,682.48	0.31%	\$ 5,828.63	\$ 6,039.42
MGS-S Customer 1206	\$ 7,736.89	\$ 7,860.51	1.60%	\$ 25,493.35	\$ 25,616.97	0.48%	\$ 2,939.40	\$ 3,051.44
MGS-S Customer 1207	\$ 774.32	\$ 865.40	11.76%	\$ 12,331.29	\$ 12,422.37	0.74%	\$ 629.64	\$ 662.11
MGS-S Customer 1208	\$ 5,237.82	\$ 5,350.38	2.15%	\$ 15,470.82	\$ 15,583.38	0.73%	\$ 2,151.33	\$ 2,230.39
MGS-S Customer 1209	\$ 20,955.76	\$ 21,167.53	1.01%	\$ 67,552.48	\$ 67,764.25	0.31%	\$ 7,399.63	\$ 7,593.24
MGS-S Customer 1210	\$ 11,012.26	\$ 11,150.32	1.25%	\$ 39,226.59	\$ 39,364.65	0.35%	\$ 3,967.81	\$ 4,123.37
MGS-S Customer 1211	\$ 5,877.99	\$ 5,993.06	1.96%	\$ 20,133.87	\$ 20,248.94	0.57%	\$ 2,333.42	\$ 2,427.24
MGS-S Customer 1212	\$ 6,710.92	\$ 6,856.38	2.17%	\$ 22,804.61	\$ 22,950.07	0.64%	\$ 2,732.72	\$ 2,849.59
MGS-S Customer 1213	\$ 2,801.04	\$ 2,901.34	3.58%	\$ 19,288.94	\$ 19,389.24	0.52%	\$ 1,282.95	\$ 1,334.63
MGS-S Customer 1214	\$ 7,672.64	\$ 7,822.77	1.96%	\$ 18,614.53	\$ 18,764.66	0.81%	\$ 3,075.39	\$ 3,227.36
MGS-S Customer 1215	\$ 29,935.75	\$ 30,188.02	0.84%	\$ 115,702.06	\$ 115,954.33	0.22%	\$ 10,232.09	\$ 10,433.80
MGS-S Customer 1216	\$ 11,318.02	\$ 11,485.53	1.48%	\$ 33,731.98	\$ 33,899.49	0.50%	\$ 4,278.07	\$ 4,405.90
MGS-S Customer 1217	\$ 5,086.66	\$ 5,198.68	2.20%	\$ 15,717.75	\$ 15,829.77	0.71%	\$ 2,107.49	\$ 2,171.97
MGS-S Customer 1218	\$ 5,352.67	\$ 5,493.39	2.63%	\$ 14,123.55	\$ 14,264.27	1.00%	\$ 2,369.07	\$ 2,414.74
MGS-S Customer 1219	\$ 13,391.38	\$ 13,567.07	1.31%	\$ 49,859.77	\$ 50,035.46	0.35%	\$ 4,867.39	\$ 5,034.31
MGS-S Customer 1220	\$ 9,751.98	\$ 9,911.22	1.63%	\$ 37,275.81	\$ 37,435.05	0.43%	\$ 3,699.56	\$ 3,826.00
MGS-S Customer 1221	\$ 6,143.05	\$ 6,286.42	2.33%	\$ 17,258.62	\$ 17,401.99	0.83%	\$ 2,580.73	\$ 2,685.07
MGS-S Customer 1222	\$ 20,996.26	\$ 21,207.98	1.01%	\$ 60,321.24	\$ 60,532.96	0.35%	\$ 7,421.56	\$ 7,670.78
MGS-S Customer 1223	\$ 2,066.71	\$ 2,191.58	6.04%	\$ 3,652.69	\$ 3,777.56	3.42%	\$ 1,268.38	\$ 1,328.47
MGS-S Customer 1224	\$ 4,419.08	\$ 4,553.96	3.05%	\$ 18,260.29	\$ 18,395.17	0.74%	\$ 1,978.81	\$ 2,063.26
MGS-S Customer 1225	\$ 5,049.30	\$ 5,187.62	2.74%	\$ 16,362.55	\$ 16,500.87	0.85%	\$ 2,217.85	\$ 2,299.17
MGS-S Customer 1226	\$ 3,119.41	\$ 3,249.12	4.16%	\$ 7,937.22	\$ 8,066.93	1.63%	\$ 1,608.21	\$ 1,671.60
MGS-S Customer 1227	\$ 5,919.53	\$ 6,061.36	2.40%	\$ 20,179.52	\$ 20,321.35	0.70%	\$ 2,476.10	\$ 2,586.58
MGS-S Customer 1228	\$ 5,277.56	\$ 5,391.37	2.16%	\$ 5,359.83	\$ 5,473.64	2.12%	\$ 2,237.89	\$ 2,315.79
MGS-S Customer 1229	\$ 4,783.16	\$ 4,894.41	2.33%	\$ 6,373.71	\$ 6,484.96	1.75%	\$ 2,057.89	\$ 2,132.93
MGS-S Customer 1230	\$ 3,550.80	\$ 3,682.64	3.71%	\$ 9,152.92	\$ 9,284.76	1.44%	\$ 1,755.25	\$ 1,814.94
MGS-S Customer 1231	\$ 7,404.20	\$ 7,554.64	2.03%	\$ 16,213.93	\$ 16,364.37	0.93%	\$ 3,058.19	\$ 3,133.00
MGS-S Customer 1232	\$ 13,228.21	\$ 13,408.15	1.36%	\$ 45,496.27	\$ 45,676.21	0.40%	\$ 4,883.15	\$ 5,032.82
MGS-S Customer 1233	\$ 3,986.47	\$ 4,120.36	3.36%	\$ 8,488.69	\$ 8,622.58	1.58%	\$ 1,904.14	\$ 1,976.68
MGS-S Customer 1234	\$ 5,886.56	\$ 6,029.16	2.42%	\$ 15,628.34	\$ 15,770.94	0.91%	\$ 2,517.64	\$ 2,601.34
MGS-S Customer 1235	\$ 5,586.07	\$ 5,727.15	2.53%	\$ 15,017.16	\$ 15,158.24	0.94%	\$ 2,413.03	\$ 2,499.96
MGS-S Customer 1236	\$ 3,756.69	\$ 3,862.70	2.82%	\$ 9,716.34	\$ 9,822.35	1.09%	\$ 1,684.32	\$ 1,742.09
MGS-S Customer 1237	\$ 4,520.31	\$ 4,655.83	3.00%	\$ 17,213.40	\$ 17,348.92	0.79%	\$ 2,022.53	\$ 2,106.39

Internal Use

Customer	Delivery 1/24 Prices	Delivery 8/24 Prices	Delivery % Difference	Bundled 1/24 Prices	Bundled 8/24 Prices	Bundled % Difference	Distribution 8/24 Prices	Distribution 1/25 Prices
MGS-S Customer 1238	\$ 7,188.51	\$ 7,335.96	2.05%	\$ 26,686.46	\$ 26,833.91	0.55%	\$ 2,872.58	\$ 2,991.70
MGS-S Customer 1239	\$ 4,326.84	\$ 4,461.61	3.11%	\$ 14,786.08	\$ 14,920.85	0.91%	\$ 1,970.91	\$ 2,055.15
MGS-S Customer 1240	\$ 6,938.27	\$ 7,084.84	2.11%	\$ 25,430.70	\$ 25,577.27	0.58%	\$ 2,804.30	\$ 2,908.84
MGS-S Customer 1241	\$ 2,928.07	\$ 3,056.63	4.39%	\$ 8,642.97	\$ 8,771.53	1.49%	\$ 1,530.38	\$ 1,600.25
MGS-S Customer 1242	\$ 7,164.19	\$ 7,311.71	2.06%	\$ 24,625.16	\$ 24,772.68	0.60%	\$ 2,878.04	\$ 2,997.83
MGS-S Customer 1243	\$ 1,777.00	\$ 1,900.36	6.94%	\$ 3,171.02	\$ 3,294.38	3.89%	\$ 1,165.34	\$ 1,230.37
MGS-S Customer 1244	\$ 23,555.07	\$ 23,778.64	0.95%	\$ 75,933.53	\$ 76,157.10	0.29%	\$ 8,237.37	\$ 8,460.70
MGS-S Customer 1245	\$ 2,105.23	\$ 2,202.17	4.60%	\$ 16,997.44	\$ 17,094.38	0.57%	\$ 1,049.64	\$ 1,105.34
MGS-S Customer 1246	\$ 12,288.11	\$ 12,461.18	1.41%	\$ 37,855.75	\$ 38,028.82	0.46%	\$ 4,638.96	\$ 4,707.37
MGS-S Customer 1247	\$ 1,920.85	\$ 2,043.94	6.41%	\$ 13,315.45	\$ 13,438.54	0.92%	\$ 1,145.49	\$ 1,209.21
MGS-S Customer 1248	\$ 34,870.50	\$ 35,146.16	0.79%	\$ 100,631.53	\$ 100,907.19	0.27%	\$ 11,947.20	\$ 12,326.04
MGS-S Customer 1249	\$ 7,932.30	\$ 8,083.55	1.91%	\$ 27,309.70	\$ 27,460.95	0.55%	\$ 3,135.96	\$ 3,249.44
MGS-S Customer 1250	\$ 6,218.86	\$ 6,334.53	1.86%	\$ 22,640.83	\$ 22,756.50	0.51%	\$ 2,397.40	\$ 2,540.92
MGS-S Customer 1251	\$ 1,414.76	\$ 1,509.73	6.71%	\$ 3,169.85	\$ 3,264.82	3.00%	\$ 908.66	\$ 957.20
MGS-S Customer 1252	\$ 5,606.51	\$ 5,720.30	2.03%	\$ 18,224.99	\$ 18,338.78	0.62%	\$ 2,246.71	\$ 2,345.75
MGS-S Customer 1253	\$ 3,849.63	\$ 3,982.62	3.45%	\$ 11,435.59	\$ 11,568.58	1.16%	\$ 1,839.04	\$ 1,906.21
MGS-S Customer 1254	\$ 3,673.77	\$ 3,806.25	3.61%	\$ 7,613.58	\$ 7,746.06	1.74%	\$ 1,803.07	\$ 1,871.21
MGS-S Customer 1255	\$ 4,032.14	\$ 4,165.90	3.32%	\$ 12,579.75	\$ 12,713.51	1.06%	\$ 1,893.83	\$ 1,963.21
MGS-S Customer 1256	\$ 1,941.90	\$ 2,038.08	4.95%	\$ 16,262.57	\$ 16,358.75	0.59%	\$ 996.40	\$ 1,052.88
MGS-S Customer 1257	\$ 14,599.55	\$ 14,781.19	1.24%	\$ 49,756.19	\$ 49,937.83	0.37%	\$ 5,287.56	\$ 5,465.14
MGS-S Customer 1258	\$ 11,276.71	\$ 11,445.25	1.49%	\$ 43,782.44	\$ 43,950.98	0.38%	\$ 4,220.72	\$ 4,328.64
MGS-S Customer 1259	\$ 6,017.78	\$ 6,134.07	1.93%	\$ 17,857.10	\$ 17,973.39	0.65%	\$ 2,411.46	\$ 2,489.43
MGS-S Customer 1260	\$ 4,584.10	\$ 4,693.54	2.39%	\$ 14,122.03	\$ 14,231.47	0.77%	\$ 1,931.58	\$ 2,007.87
MGS-S Customer 1261	\$ 2,294.80	\$ 2,393.48	4.30%	\$ 8,304.61	\$ 8,403.29	1.19%	\$ 1,173.41	\$ 1,235.35
MGS-S Customer 1262	\$ 13,198.84	\$ 13,347.01	1.12%	\$ 46,966.04	\$ 47,114.21	0.32%	\$ 4,678.54	\$ 4,845.22
MGS-S Customer 1263	\$ 4,648.43	\$ 4,758.14	2.36%	\$ 15,325.23	\$ 15,434.94	0.72%	\$ 1,948.85	\$ 2,021.30
MGS-S Customer 1264	\$ 4,741.58	\$ 4,851.56	2.32%	\$ 18,100.15	\$ 18,210.13	0.61%	\$ 1,965.83	\$ 2,033.64
MGS-S Customer 1265	\$ 3,921.79	\$ 4,027.97	2.71%	\$ 18,025.93	\$ 18,132.11	0.59%	\$ 1,691.26	\$ 1,739.71
MGS-S Customer 1266	\$ 2,073.67	\$ 2,170.82	4.68%	\$ 12,441.61	\$ 12,538.76	0.78%	\$ 1,066.51	\$ 1,127.58
MGS-S Customer 1267	\$ 4,616.59	\$ 4,753.27	2.96%	\$ 12,180.27	\$ 12,316.95	1.12%	\$ 2,099.57	\$ 2,174.09
MGS-S Customer 1268	\$ 2,923.54	\$ 3,025.06	3.47%	\$ 10,026.06	\$ 10,127.58	1.01%	\$ 1,376.37	\$ 1,447.85
MGS-S Customer 1269	\$ 6,407.82	\$ 6,552.68	2.26%	\$ 18,510.63	\$ 18,655.49	0.78%	\$ 2,677.71	\$ 2,766.63
MGS-S Customer 1270	\$ 858.53	\$ 951.02	10.77%	\$ 1,482.98	\$ 1,575.47	6.24%	\$ 731.04	\$ 770.15
MGS-S Customer 1271	\$ 562.33	\$ 653.41	16.20%	\$ 1,727.71	\$ 1,818.79	5.27%	\$ 629.64	\$ 662.11
MGS-S Customer 1272	\$ 4,955.34	\$ 5,066.79	2.25%	\$ 12,281.47	\$ 12,392.92	0.91%	\$ 2,073.50	\$ 2,153.05
MGS-S Customer 1273	\$ 12,043.14	\$ 12,186.73	1.19%	\$ 38,375.43	\$ 38,519.02	0.37%	\$ 4,348.08	\$ 4,491.87
MGS-S Customer 1274	\$ 4,863.58	\$ 5,068.23	4.21%	\$ 5,750.27	\$ 5,954.92	3.56%	\$ 2,710.39	\$ 2,734.72
MGS-S Customer 1275	\$ 17,814.04	\$ 17,982.51	0.95%	\$ 66,060.73	\$ 66,229.20	0.26%	\$ 6,126.41	\$ 6,358.28
MGS-S Customer 1276	\$ 1,197.98	\$ 1,318.84	10.09%	\$ 1,385.26	\$ 1,506.12	8.72%	\$ 983.77	\$ 1,035.01
MGS-S Customer 1277	\$ 12,349.68	\$ 12,494.41	1.17%	\$ 43,091.18	\$ 43,235.91	0.34%	\$ 4,426.56	\$ 4,566.11

Internal Use

Customer	Delivery 1/24 Prices	Delivery 8/24 Prices	Delivery % Difference	Bundled 1/24 Prices	Bundled 8/24 Prices	Bundled % Difference	Distribution 8/24 Prices	Distribution 1/25 Prices
MGS-S Customer 1278	\$ 11,938.15	\$ 12,080.77	1.19%	\$ 41,271.80	\$ 41,414.42	0.35%	\$ 4,284.20	\$ 4,435.90
MGS-S Customer 1279	\$ 13,739.31	\$ 13,889.89	1.10%	\$ 44,749.10	\$ 44,899.68	0.34%	\$ 4,861.45	\$ 5,058.93
MGS-S Customer 1280	\$ 39,463.80	\$ 39,757.19	0.74%	\$ 160,057.67	\$ 160,351.06	0.18%	\$ 13,173.43	\$ 13,526.13
MGS-S Customer 1281	\$ 773.25	\$ 864.33	11.78%	\$ 12,277.32	\$ 12,368.40	0.74%	\$ 629.64	\$ 662.11
MGS-S Customer 1282	\$ 14,906.16	\$ 15,062.31	1.05%	\$ 49,894.84	\$ 50,050.99	0.31%	\$ 5,245.80	\$ 5,433.56
MGS-S Customer 1283	\$ 2,823.54	\$ 2,925.27	3.60%	\$ 6,857.28	\$ 6,959.01	1.48%	\$ 1,380.79	\$ 1,430.08
MGS-S Customer 1284	\$ 20,064.37	\$ 20,242.80	0.89%	\$ 76,949.39	\$ 77,127.82	0.23%	\$ 6,831.10	\$ 7,082.14
MGS-S Customer 1285	\$ 19,247.22	\$ 19,421.69	0.91%	\$ 70,309.37	\$ 70,483.84	0.25%	\$ 6,567.15	\$ 6,845.76
MGS-S Customer 1286	\$ 3,480.20	\$ 3,622.89	4.10%	\$ 6,153.97	\$ 6,296.66	2.32%	\$ 1,822.70	\$ 1,885.64
MGS-S Customer 1287	\$ 6,672.97	\$ 6,791.63	1.78%	\$ 24,584.60	\$ 24,703.26	0.48%	\$ 2,583.50	\$ 2,677.20
MGS-S Customer 1288	\$ 4,964.95	\$ 5,103.19	2.78%	\$ 12,860.91	\$ 12,999.15	1.07%	\$ 2,212.31	\$ 2,294.22
MGS-S Customer 1289	\$ 4,292.99	\$ 4,401.05	2.52%	\$ 14,264.09	\$ 14,372.15	0.76%	\$ 1,832.66	\$ 1,902.37
MGS-S Customer 1290	\$ 3,075.04	\$ 3,204.39	4.21%	\$ 5,820.34	\$ 5,949.69	2.22%	\$ 1,591.54	\$ 1,675.27
MGS-S Customer 1291	\$ 925.90	\$ 1,044.46	12.80%	\$ 11,948.12	\$ 12,066.68	0.99%	\$ 819.60	\$ 861.98
MGS-S Customer 1292	\$ 4,516.54	\$ 4,652.79	3.02%	\$ 10,184.02	\$ 10,320.27	1.34%	\$ 2,073.00	\$ 2,154.25
MGS-S Customer 1293	\$ 4,377.99	\$ 4,486.99	2.49%	\$ 8,723.55	\$ 8,832.55	1.25%	\$ 1,899.56	\$ 1,972.35
MGS-S Customer 1294	\$ 12,853.43	\$ 13,028.06	1.36%	\$ 38,357.08	\$ 38,531.71	0.46%	\$ 4,780.31	\$ 4,919.21
MGS-S Customer 1295	\$ 17,870.73	\$ 18,039.69	0.95%	\$ 66,967.54	\$ 67,136.50	0.25%	\$ 6,153.06	\$ 6,368.36
MGS-S Customer 1296	\$ 5,193.50	\$ 5,305.69	2.16%	\$ 17,406.00	\$ 17,518.19	0.64%	\$ 2,123.94	\$ 2,200.45
MGS-S Customer 1297	\$ 13,606.84	\$ 13,784.50	1.31%	\$ 43,827.29	\$ 44,004.95	0.41%	\$ 4,998.04	\$ 5,150.10
MGS-S Customer 1298	\$ 4,998.80	\$ 5,135.67	2.74%	\$ 30,255.87	\$ 30,392.74	0.45%	\$ 2,111.03	\$ 2,180.34
MGS-S Customer 1299	\$ 1,311.96	\$ 1,433.20	9.24%	\$ 2,605.54	\$ 2,726.78	4.65%	\$ 1,012.53	\$ 1,067.55
MGS-S Customer 1300	\$ 9,018.10	\$ 9,174.05	1.73%	\$ 31,807.99	\$ 31,963.94	0.49%	\$ 3,472.71	\$ 3,606.43
MGS-S Customer 1301	\$ 5,461.02	\$ 5,573.99	2.07%	\$ 21,466.05	\$ 21,579.02	0.53%	\$ 2,182.92	\$ 2,268.36
MGS-S Customer 1302	\$ 1,104.44	\$ 1,197.96	8.47%	\$ 2,667.34	\$ 2,760.86	3.51%	\$ 805.89	\$ 849.90
MGS-S Customer 1303	\$ 5,691.06	\$ 5,805.03	2.00%	\$ 21,697.46	\$ 21,811.43	0.53%	\$ 2,256.45	\$ 2,349.90
MGS-S Customer 1304	\$ 4,439.32	\$ 4,548.05	2.45%	\$ 14,490.64	\$ 14,599.37	0.75%	\$ 1,880.68	\$ 1,953.18
MGS-S Customer 1305	\$ 1,188.14	\$ 1,280.38	7.76%	\$ 20,978.61	\$ 21,070.85	0.44%	\$ 712.16	\$ 748.19
MGS-S Customer 1306	\$ 4,200.84	\$ 4,335.72	3.21%	\$ 13,071.81	\$ 13,206.69	1.03%	\$ 1,963.73	\$ 2,015.70
MGS-S Customer 1307	\$ 8,555.59	\$ 8,734.28	2.09%	\$ 16,732.30	\$ 16,910.99	1.07%	\$ 3,619.35	\$ 3,685.12
MGS-S Customer 1308	\$ 3,850.94	\$ 3,958.49	2.79%	\$ 9,189.34	\$ 9,296.89	1.17%	\$ 1,765.68	\$ 1,767.00
MGS-S Customer 1309	\$ 2,788.17	\$ 2,890.19	3.66%	\$ 6,700.56	\$ 6,802.58	1.52%	\$ 1,389.80	\$ 1,413.04
MGS-S Customer 1310	\$ 2,730.38	\$ 2,832.17	3.73%	\$ 7,097.65	\$ 7,199.44	1.43%	\$ 1,371.01	\$ 1,388.53
MGS-S Customer 1311	\$ 3,816.10	\$ 3,923.01	2.80%	\$ 9,474.44	\$ 9,581.35	1.13%	\$ 1,731.92	\$ 1,757.99
MGS-S Customer 1312	\$ 9,166.46	\$ 9,383.27	2.37%	\$ 24,688.04	\$ 24,904.85	0.88%	\$ 4,055.88	\$ 4,068.17
MGS-S Customer 1313	\$ 19,737.00	\$ 19,957.28	1.12%	\$ 55,442.11	\$ 55,662.39	0.40%	\$ 7,135.87	\$ 7,342.32
MGS-S Customer 1314	\$ 3,186.94	\$ 3,290.80	3.26%	\$ 7,154.17	\$ 7,258.03	1.45%	\$ 1,521.49	\$ 1,552.76
MGS-S Customer 1315	\$ 3,539.31	\$ 3,644.85	2.98%	\$ 7,698.51	\$ 7,804.05	1.37%	\$ 1,640.08	\$ 1,674.32
MGS-S Customer 1316	\$ 3,497.37	\$ 3,602.48	3.01%	\$ 9,256.26	\$ 9,361.37	1.14%	\$ 1,612.05	\$ 1,649.03
MGS-S Customer 1317	\$ 3,816.28	\$ 3,923.17	2.80%	\$ 8,862.16	\$ 8,969.05	1.21%	\$ 1,733.04	\$ 1,763.29

Internal Use

Customer	Delivery 1/24 Prices	Delivery 8/24 Prices	Delivery % Difference	Bundled 1/24 Prices	Bundled 8/24 Prices	Bundled % Difference	Distribution 8/24 Prices	Distribution 1/25 Prices
MGS-S Customer 1318	\$ 1,743.84	\$ 1,840.69	5.55%	\$ 3,599.48	\$ 3,696.33	2.69%	\$ 1,033.22	\$ 1,067.63
MGS-S Customer 1319	\$ 2,475.10	\$ 2,575.44	4.05%	\$ 5,118.25	\$ 5,218.59	1.96%	\$ 1,279.04	\$ 1,316.45
MGS-S Customer 1320	\$ 4,137.44	\$ 4,245.11	2.60%	\$ 10,740.05	\$ 10,847.72	1.00%	\$ 1,804.14	\$ 1,871.79
MGS-S Customer 1321	\$ 4,779.51	\$ 4,888.86	2.29%	\$ 18,198.64	\$ 18,307.99	0.60%	\$ 1,942.87	\$ 2,056.20
MGS-S Customer 1322	\$ 4,152.75	\$ 4,260.30	2.59%	\$ 12,635.80	\$ 12,743.35	0.85%	\$ 1,795.90	\$ 1,863.86
MGS-S Customer 1323	\$ 10,012.95	\$ 10,173.89	1.61%	\$ 31,179.27	\$ 31,340.21	0.52%	\$ 3,824.64	\$ 3,964.45
MGS-S Customer 1324	\$ 1,426.07	\$ 1,520.81	6.64%	\$ 5,801.80	\$ 5,896.54	1.63%	\$ 893.16	\$ 942.81
MGS-S Customer 1325	\$ 5,175.14	\$ 5,287.41	2.17%	\$ 14,904.81	\$ 15,017.08	0.75%	\$ 2,131.69	\$ 2,212.60
MGS-S Customer 1326	\$ 8,185.10	\$ 8,337.90	1.87%	\$ 23,350.17	\$ 23,502.97	0.65%	\$ 3,247.68	\$ 3,368.58
MGS-S Customer 1327	\$ 586.35	\$ 677.65	15.57%	\$ 638.68	\$ 729.98	14.30%	\$ 645.06	\$ 678.54
MGS-S Customer 1328	\$ 2,184.17	\$ 2,309.22	5.73%	\$ 6,387.13	\$ 6,512.18	1.96%	\$ 1,284.63	\$ 1,352.35
MGS-S Customer 1329	\$ 5,565.94	\$ 5,706.43	2.52%	\$ 18,770.48	\$ 18,910.97	0.75%	\$ 2,374.66	\$ 2,467.55
MGS-S Customer 1330	\$ 5,312.60	\$ 5,498.83	3.51%	\$ 6,628.92	\$ 6,815.15	2.81%	\$ 2,683.56	\$ 2,769.56
MGS-S Customer 1331	\$ 2,083.34	\$ 2,180.36	4.66%	\$ 14,272.42	\$ 14,369.44	0.68%	\$ 1,057.44	\$ 1,117.91
MGS-S Customer 1332	\$ 2,330.24	\$ 2,455.81	5.39%	\$ 8,802.13	\$ 8,927.70	1.43%	\$ 1,320.15	\$ 1,386.74
MGS-S Customer 1333	\$ 38,884.24	\$ 39,263.78	0.98%	\$ 152,073.83	\$ 152,453.37	0.25%	\$ 13,667.22	\$ 13,946.82
MGS-S Customer 1334	\$ 10,694.20	\$ 10,830.47	1.27%	\$ 40,475.65	\$ 40,611.92	0.34%	\$ 3,844.03	\$ 4,002.55
MGS-S Customer 1335	\$ 6,660.32	\$ 6,778.76	1.78%	\$ 20,597.29	\$ 20,715.73	0.58%	\$ 2,582.81	\$ 2,707.67
MGS-S Customer 1336	\$ 888.83	\$ 1,007.39	13.34%	\$ 10,093.91	\$ 10,212.47	1.17%	\$ 819.60	\$ 861.98
MGS-S Customer 1337	\$ 5,645.96	\$ 5,788.34	2.52%	\$ 15,500.06	\$ 15,642.44	0.92%	\$ 2,423.16	\$ 2,532.22
MGS-S Customer 1338	\$ 3,454.22	\$ 3,558.54	3.02%	\$ 9,865.21	\$ 9,969.53	1.06%	\$ 1,569.94	\$ 1,635.64
MGS-S Customer 1339	\$ 19,133.57	\$ 19,309.85	0.92%	\$ 56,415.52	\$ 56,591.80	0.31%	\$ 6,668.45	\$ 6,891.98
MGS-S Customer 1340	\$ 5,817.02	\$ 5,959.24	2.44%	\$ 13,129.89	\$ 13,272.11	1.08%	\$ 2,498.40	\$ 2,597.79
MGS-S Customer 1341	\$ 5,140.29	\$ 5,252.67	2.19%	\$ 14,014.81	\$ 14,127.19	0.80%	\$ 2,134.27	\$ 2,204.19
MGS-S Customer 1342	\$ 6,872.15	\$ 6,991.90	1.74%	\$ 21,275.31	\$ 21,395.06	0.56%	\$ 2,666.65	\$ 2,774.12
MGS-S Customer 1343	\$ 9,799.09	\$ 9,931.24	1.35%	\$ 33,007.87	\$ 33,140.02	0.40%	\$ 3,564.74	\$ 3,742.66
MGS-S Customer 1344	\$ 3,625.88	\$ 3,731.36	2.91%	\$ 7,615.97	\$ 7,721.45	1.38%	\$ 1,649.29	\$ 1,711.62
MGS-S Customer 1345	\$ 4,482.05	\$ 4,646.17	3.66%	\$ 5,007.66	\$ 5,171.78	3.28%	\$ 2,295.70	\$ 2,357.19
MGS-S Customer 1346	\$ 6,745.47	\$ 6,865.35	1.78%	\$ 16,608.71	\$ 16,728.59	0.72%	\$ 2,667.74	\$ 2,758.75
MGS-S Customer 1347	\$ 6,470.84	\$ 6,588.73	1.82%	\$ 22,114.68	\$ 22,232.57	0.53%	\$ 2,530.28	\$ 2,622.87
MGS-S Customer 1348	\$ 21,434.83	\$ 21,617.11	0.85%	\$ 104,271.42	\$ 104,453.70	0.17%	\$ 7,108.26	\$ 7,378.04
MGS-S Customer 1349	\$ 7,795.44	\$ 7,919.15	1.59%	\$ 30,785.29	\$ 30,909.00	0.40%	\$ 2,937.11	\$ 3,030.73
MGS-S Customer 1350	\$ 4,175.12	\$ 4,309.72	3.22%	\$ 10,585.43	\$ 10,720.03	1.27%	\$ 1,954.46	\$ 2,029.09
MGS-S Customer 1351	\$ 14,400.94	\$ 14,591.63	1.32%	\$ 35,690.55	\$ 35,881.24	0.53%	\$ 5,367.71	\$ 5,556.00
MGS-S Customer 1352	\$ 3,949.16	\$ 4,082.32	3.37%	\$ 13,196.29	\$ 13,329.45	1.01%	\$ 1,854.79	\$ 1,930.92
MGS-S Customer 1353	\$ 4,633.06	\$ 4,742.53	2.36%	\$ 16,815.05	\$ 16,924.52	0.65%	\$ 1,932.51	\$ 2,005.41
MGS-S Customer 1354	\$ 14,989.87	\$ 15,174.71	1.23%	\$ 35,694.45	\$ 35,879.29	0.52%	\$ 5,516.32	\$ 5,705.36
MGS-S Customer 1355	\$ 6,815.28	\$ 6,934.72	1.75%	\$ 21,701.55	\$ 21,820.99	0.55%	\$ 2,644.11	\$ 2,750.80
MGS-S Customer 1356	\$ 709.26	\$ 827.86	16.72%	\$ 722.97	\$ 841.57	16.40%	\$ 822.22	\$ 864.78
MGS-S Customer 1357	\$ 5,562.33	\$ 5,703.22	2.53%	\$ 15,539.83	\$ 15,680.72	0.91%	\$ 2,399.79	\$ 2,488.18

Internal Use

Customer	Delivery 1/24 Prices	Delivery 8/24 Prices	Delivery % Difference	Bundled 1/24 Prices	Bundled 8/24 Prices	Bundled % Difference	Distribution 8/24 Prices	Distribution 1/25 Prices
MGS-S Customer 1358	\$ 3,417.18	\$ 3,547.68	3.82%	\$ 14,069.75	\$ 14,200.25	0.93%	\$ 1,665.68	\$ 1,734.88
MGS-S Customer 1359	\$ 3,382.33	\$ 3,513.17	3.87%	\$ 9,144.53	\$ 9,275.37	1.43%	\$ 1,688.91	\$ 1,757.21
MGS-S Customer 1360	\$ 7,914.82	\$ 8,039.18	1.57%	\$ 26,891.73	\$ 27,016.09	0.46%	\$ 2,991.50	\$ 3,104.82
MGS-S Customer 1361	\$ 7,371.48	\$ 7,520.48	2.02%	\$ 22,410.29	\$ 22,559.29	0.66%	\$ 2,975.96	\$ 3,084.47
MGS-S Customer 1362	\$ 9,645.41	\$ 9,777.47	1.37%	\$ 34,968.98	\$ 35,101.04	0.38%	\$ 3,535.71	\$ 3,663.54
MGS-S Customer 1363	\$ 5,462.74	\$ 5,575.97	2.07%	\$ 18,885.29	\$ 18,998.52	0.60%	\$ 2,201.54	\$ 2,287.31
MGS-S Customer 1364	\$ 3,253.51	\$ 3,356.68	3.17%	\$ 11,483.92	\$ 11,587.09	0.90%	\$ 1,488.56	\$ 1,552.81
MGS-S Customer 1365	\$ 3,980.69	\$ 4,113.87	3.35%	\$ 11,663.78	\$ 11,796.96	1.14%	\$ 1,863.77	\$ 1,956.53
MGS-S Customer 1366	\$ 4,435.32	\$ 4,544.00	2.45%	\$ 14,830.11	\$ 14,938.79	0.73%	\$ 1,876.94	\$ 1,949.34
MGS-S Customer 1367	\$ 18,744.74	\$ 19,082.52	1.80%	\$ 32,438.10	\$ 32,775.88	1.04%	\$ 7,814.31	\$ 7,932.93
MGS-S Customer 1368	\$ 5,936.64	\$ 6,095.02	2.67%	\$ 13,866.54	\$ 14,024.92	1.14%	\$ 2,667.74	\$ 2,726.41
MGS-S Customer 1369	\$ 10,916.16	\$ 11,053.17	1.26%	\$ 45,814.00	\$ 45,951.01	0.30%	\$ 3,891.28	\$ 4,041.58
MGS-S Customer 1370	\$ 9,788.21	\$ 9,921.21	1.36%	\$ 31,918.45	\$ 32,051.45	0.42%	\$ 3,603.49	\$ 3,736.91
MGS-S Customer 1371	\$ 7,008.97	\$ 7,156.51	2.11%	\$ 20,542.70	\$ 20,690.24	0.72%	\$ 2,869.19	\$ 2,967.03
MGS-S Customer 1372	\$ 4,030.91	\$ 4,138.15	2.66%	\$ 5,276.84	\$ 5,384.08	2.03%	\$ 1,785.86	\$ 1,878.04
MGS-S Customer 1373	\$ 9,487.54	\$ 9,646.14	1.67%	\$ 28,967.21	\$ 29,125.81	0.55%	\$ 3,658.74	\$ 3,792.84
MGS-S Customer 1374	\$ 6,731.24	\$ 6,877.70	2.18%	\$ 17,818.24	\$ 17,964.70	0.82%	\$ 2,792.11	\$ 2,887.43
MGS-S Customer 1375	\$ 13,427.73	\$ 13,603.17	1.31%	\$ 54,791.18	\$ 54,966.62	0.32%	\$ 4,848.12	\$ 5,011.51
MGS-S Customer 1376	\$ 5,271.16	\$ 5,410.94	2.65%	\$ 16,747.80	\$ 16,887.58	0.83%	\$ 2,310.12	\$ 2,370.47
MGS-S Customer 1377	\$ 65,203.92	\$ 65,610.64	0.62%	\$ 265,869.20	\$ 266,275.92	0.15%	\$ 21,254.75	\$ 21,969.38
MGS-S Customer 1378	\$ 8,753.37	\$ 9,050.06	3.39%	\$ 27,389.77	\$ 27,686.46	1.08%	\$ 4,469.54	\$ 4,443.18
MGS-S Customer 1379	\$ 9,694.32	\$ 9,853.17	1.64%	\$ 38,104.84	\$ 38,263.69	0.42%	\$ 3,672.87	\$ 3,799.83
MGS-S Customer 1380	\$ 5,194.10	\$ 5,306.23	2.16%	\$ 16,716.45	\$ 16,828.58	0.67%	\$ 2,123.32	\$ 2,207.12
MGS-S Customer 1381	\$ 1,623.42	\$ 1,746.12	7.56%	\$ 2,583.23	\$ 2,705.93	4.75%	\$ 1,117.61	\$ 1,179.47
MGS-S Customer 1382	\$ 2,237.15	\$ 2,362.75	5.61%	\$ 2,264.57	\$ 2,390.17	5.55%	\$ 1,326.42	\$ 1,401.99
MGS-S Customer 1383	\$ 3,601.75	\$ 3,706.61	2.91%	\$ 12,173.70	\$ 12,278.56	0.86%	\$ 1,606.77	\$ 1,671.29
MGS-S Customer 1384	\$ 7,585.60	\$ 7,735.33	1.97%	\$ 27,494.90	\$ 27,644.63	0.54%	\$ 3,022.96	\$ 3,122.32
MGS-S Customer 1385	\$ 8,462.50	\$ 8,617.10	1.83%	\$ 22,162.83	\$ 22,317.43	0.70%	\$ 3,366.11	\$ 3,471.96
MGS-S Customer 1386	\$ 7,328.68	\$ 7,450.27	1.66%	\$ 26,386.49	\$ 26,508.08	0.46%	\$ 2,794.20	\$ 2,899.02
MGS-S Customer 1387	\$ 15,013.41	\$ 15,169.26	1.04%	\$ 54,283.55	\$ 54,439.40	0.29%	\$ 5,235.34	\$ 5,445.26
MGS-S Customer 1388	\$ 5,739.88	\$ 5,855.03	2.01%	\$ 15,371.28	\$ 15,486.43	0.75%	\$ 2,331.44	\$ 2,408.41
MGS-S Customer 1389	\$ 3,179.85	\$ 3,282.92	3.24%	\$ 11,078.10	\$ 11,181.17	0.93%	\$ 1,475.54	\$ 1,526.79
MGS-S Customer 1390	\$ 3,427.02	\$ 3,531.47	3.05%	\$ 9,558.07	\$ 9,662.52	1.09%	\$ 1,572.90	\$ 1,625.32
MGS-S Customer 1391	\$ 3,561.89	\$ 3,666.46	2.94%	\$ 12,996.07	\$ 13,100.64	0.80%	\$ 1,586.73	\$ 1,651.38
MGS-S Customer 1392	\$ 5,899.13	\$ 6,041.96	2.42%	\$ 10,625.08	\$ 10,767.91	1.34%	\$ 2,542.43	\$ 2,645.36
MGS-S Customer 1393	\$ 3,581.19	\$ 3,713.13	3.68%	\$ 8,856.74	\$ 8,988.68	1.49%	\$ 1,764.49	\$ 1,828.79
MGS-S Customer 1394	\$ 6,769.90	\$ 6,889.01	1.76%	\$ 21,170.32	\$ 21,289.43	0.56%	\$ 2,625.31	\$ 2,740.28
MGS-S Customer 1395	\$ 4,590.87	\$ 4,727.46	2.98%	\$ 10,681.69	\$ 10,818.28	1.28%	\$ 2,096.39	\$ 2,176.88
MGS-S Customer 1396	\$ 2,767.06	\$ 2,894.53	4.61%	\$ 11,583.64	\$ 11,711.11	1.10%	\$ 1,453.95	\$ 1,522.04
MGS-S Customer 1397	\$ 7,901.18	\$ 8,052.98	1.92%	\$ 22,366.96	\$ 22,518.76	0.68%	\$ 3,168.61	\$ 3,271.02

Customer	Delivery 1/24 Prices	Delivery 8/24 Prices	Delivery % Difference	Bundled 1/24 Prices	Bundled 8/24 Prices	Bundled % Difference	Distribution 8/24 Prices	Distribution 1/25 Prices
MGS-S Customer 1398	\$ 4,178.91	\$ 4,286.60	2.58%	\$ 12,724.58	\$ 12,832.27	0.85%	\$ 1,805.59	\$ 1,872.20
MGS-S Customer 1399	\$ 8,280.99	\$ 8,433.54	1.84%	\$ 29,940.24	\$ 30,092.79	0.51%	\$ 3,231.75	\$ 3,356.77
MGS-S Customer 1400	\$ 8,302.41	\$ 8,455.30	1.84%	\$ 30,988.66	\$ 31,141.55	0.49%	\$ 3,246.67	\$ 3,352.87
MGS-S Customer 1401	\$ 6,870.97	\$ 7,017.48	2.13%	\$ 23,270.89	\$ 23,417.40	0.63%	\$ 2,798.58	\$ 2,899.52
MGS-S Customer 1402	\$ 2,259.85	\$ 2,385.18	5.55%	\$ 6,229.37	\$ 6,354.70	2.01%	\$ 1,307.37	\$ 1,381.69
MGS-S Customer 1403	\$ 6,470.54	\$ 6,614.32	2.22%	\$ 19,578.87	\$ 19,722.65	0.73%	\$ 2,635.61	\$ 2,796.90
MGS-S Customer 1404	\$ 4,326.06	\$ 4,433.73	2.49%	\$ 20,667.02	\$ 20,774.69	0.52%	\$ 1,803.06	\$ 1,867.64
MGS-S Customer 1405	\$ 3,629.43	\$ 3,760.90	3.62%	\$ 10,647.39	\$ 10,778.86	1.23%	\$ 1,745.30	\$ 1,839.70
MGS-S Customer 1406	\$ 6,789.88	\$ 6,909.06	1.76%	\$ 23,380.96	\$ 23,500.14	0.51%	\$ 2,625.29	\$ 2,729.35
MGS-S Customer 1407	\$ 701.04	\$ 819.60	16.91%	\$ 701.04	\$ 819.60	16.91%	\$ 819.60	\$ 861.98
MGS-S Customer 1408	\$ 7,427.89	\$ 7,577.26	2.01%	\$ 21,209.80	\$ 21,359.17	0.70%	\$ 3,002.76	\$ 3,113.41
MGS-S Customer 1409	\$ 25,644.63	\$ 25,880.75	0.92%	\$ 55,663.98	\$ 55,900.10	0.42%	\$ 9,116.30	\$ 9,345.29
MGS-S Customer 1410	\$ 7,140.52	\$ 7,288.69	2.08%	\$ 18,694.86	\$ 18,843.03	0.79%	\$ 2,918.97	\$ 3,029.41
MGS-S Customer 1411	\$ 4,015.99	\$ 4,122.79	2.66%	\$ 13,178.11	\$ 13,284.91	0.81%	\$ 1,744.15	\$ 1,811.45
MGS-S Customer 1412	\$ 10,573.66	\$ 10,709.87	1.29%	\$ 38,097.49	\$ 38,233.70	0.36%	\$ 3,831.59	\$ 3,973.01
MGS-S Customer 1413	\$ 5,817.35	\$ 5,932.15	1.97%	\$ 21,895.16	\$ 22,009.96	0.52%	\$ 2,308.88	\$ 2,390.71
MGS-S Customer 1414	\$ 29,887.75	\$ 30,138.43	0.84%	\$ 111,408.02	\$ 111,658.70	0.23%	\$ 10,166.95	\$ 10,468.84
MGS-S Customer 1415	\$ 13,115.54	\$ 13,291.16	1.34%	\$ 30,085.98	\$ 30,261.60	0.58%	\$ 4,879.65	\$ 5,084.89
MGS-S Customer 1416	\$ 1,766.74	\$ 1,889.97	6.97%	\$ 4,125.14	\$ 4,248.37	2.99%	\$ 1,155.47	\$ 1,219.84
MGS-S Customer 1417	\$ 4,802.51	\$ 4,940.14	2.87%	\$ 8,375.53	\$ 8,513.16	1.64%	\$ 2,175.96	\$ 2,271.36
MGS-S Customer 1418	\$ 2,253.27	\$ 2,378.89	5.58%	\$ 5,667.70	\$ 5,793.32	2.22%	\$ 1,320.54	\$ 1,380.17
MGS-S Customer 1419	\$ 3,883.65	\$ 3,990.47	2.75%	\$ 8,316.28	\$ 8,423.10	1.28%	\$ 1,739.93	\$ 1,796.75
MGS-S Customer 1420	\$ 4,272.41	\$ 4,408.24	3.18%	\$ 7,087.87	\$ 7,223.70	1.92%	\$ 2,031.15	\$ 2,083.48
MGS-S Customer 1421	\$ 6,893.98	\$ 7,040.73	2.13%	\$ 19,548.11	\$ 19,694.86	0.75%	\$ 2,821.82	\$ 2,937.12
MGS-S Customer 1422	\$ 12,559.98	\$ 12,705.86	1.16%	\$ 41,130.47	\$ 41,276.35	0.35%	\$ 4,509.25	\$ 4,656.02
MGS-S Customer 1423	\$ 5,245.50	\$ 5,358.05	2.15%	\$ 14,422.81	\$ 14,535.36	0.78%	\$ 2,154.27	\$ 2,242.51
MGS-S Customer 1424	\$ 14,642.75	\$ 14,825.64	1.25%	\$ 39,296.28	\$ 39,479.17	0.47%	\$ 5,375.71	\$ 5,554.81
MGS-S Customer 1425	\$ 4,988.94	\$ 5,127.38	2.77%	\$ 10,581.80	\$ 10,720.24	1.31%	\$ 2,230.43	\$ 2,320.63
MGS-S Customer 1426	\$ 9,835.33	\$ 9,996.46	1.64%	\$ 17,105.81	\$ 17,266.94	0.94%	\$ 3,846.64	\$ 4,005.24
MGS-S Customer 1427	\$ 5,576.82	\$ 5,690.82	2.04%	\$ 18,602.88	\$ 18,716.88	0.61%	\$ 2,251.04	\$ 2,327.74
MGS-S Customer 1428	\$ 4,868.56	\$ 4,979.65	2.28%	\$ 16,221.46	\$ 16,332.55	0.68%	\$ 2,036.57	\$ 2,088.46
MGS-S Customer 1429	\$ 4,407.55	\$ 4,543.72	3.09%	\$ 8,521.04	\$ 8,657.21	1.60%	\$ 2,059.49	\$ 2,123.76
MGS-S Customer 1430	\$ 4,518.41	\$ 4,627.92	2.42%	\$ 13,214.56	\$ 13,324.07	0.83%	\$ 1,928.87	\$ 1,987.14
MGS-S Customer 1431	\$ 19,682.96	\$ 19,886.24	1.03%	\$ 77,089.03	\$ 77,292.31	0.26%	\$ 6,833.89	\$ 7,088.16
MGS-S Customer 1432	\$ 3,823.59	\$ 3,956.43	3.47%	\$ 10,611.77	\$ 10,744.61	1.25%	\$ 1,831.19	\$ 1,904.05
MGS-S Customer 1433	\$ 4,936.62	\$ 5,048.16	2.26%	\$ 11,367.95	\$ 11,479.49	0.98%	\$ 2,077.77	\$ 2,151.67
MGS-S Customer 1434	\$ 4,202.48	\$ 4,338.49	3.24%	\$ 9,175.23	\$ 9,311.24	1.48%	\$ 1,975.99	\$ 2,059.26
MGS-S Customer 1435	\$ 4,969.97	\$ 5,081.00	2.23%	\$ 18,995.26	\$ 19,106.29	0.58%	\$ 2,039.63	\$ 2,108.37
MGS-S Customer 1436	\$ 10,867.95	\$ 11,033.18	1.52%	\$ 32,632.89	\$ 32,798.12	0.51%	\$ 4,121.60	\$ 4,255.66
MGS-S Customer 1437	\$ 12,139.51	\$ 12,282.65	1.18%	\$ 39,206.29	\$ 39,349.43	0.37%	\$ 4,338.37	\$ 4,530.56

Internal Use

Customer	Delivery 1/24 Prices	Delivery 8/24 Prices	Delivery % Difference	Bundled 1/24 Prices	Bundled 8/24 Prices	Bundled % Difference	Distribution 8/24 Prices	Distribution 1/25 Prices
MGS-S Customer 1438	\$ 5,029.18	\$ 5,167.63	2.75%	\$ 13,327.01	\$ 13,465.46	1.04%	\$ 2,228.68	\$ 2,314.50
MGS-S Customer 1439	\$ 12,000.31	\$ 12,169.93	1.41%	\$ 48,688.77	\$ 48,858.39	0.35%	\$ 4,421.19	\$ 4,539.57
MGS-S Customer 1440	\$ 6,897.89	\$ 7,018.38	1.75%	\$ 18,962.19	\$ 19,082.68	0.64%	\$ 2,708.61	\$ 2,795.08
MGS-S Customer 1441	\$ 13,499.27	\$ 13,650.67	1.12%	\$ 38,161.94	\$ 38,313.34	0.40%	\$ 4,883.66	\$ 5,003.88
MGS-S Customer 1442	\$ 10,367.09	\$ 10,501.66	1.30%	\$ 41,837.25	\$ 41,971.82	0.32%	\$ 3,722.61	\$ 3,875.97
MGS-S Customer 1443	\$ 12,570.50	\$ 12,829.76	2.06%	\$ 19,266.35	\$ 19,525.61	1.35%	\$ 5,407.97	\$ 5,506.65
MGS-S Customer 1444	\$ 5,316.07	\$ 5,428.96	2.12%	\$ 14,668.32	\$ 14,781.21	0.77%	\$ 2,178.25	\$ 2,265.56
MGS-S Customer 1445	\$ 7,177.71	\$ 7,298.71	1.69%	\$ 24,498.48	\$ 24,619.48	0.49%	\$ 2,753.27	\$ 2,859.16
MGS-S Customer 1446	\$ 4,724.90	\$ 4,835.05	2.33%	\$ 14,100.69	\$ 14,210.84	0.78%	\$ 1,981.43	\$ 2,057.92
MGS-S Customer 1447	\$ 3,649.68	\$ 3,755.63	2.90%	\$ 7,863.72	\$ 7,969.67	1.35%	\$ 1,672.28	\$ 1,713.80
MGS-S Customer 1448	\$ 5,261.49	\$ 5,400.75	2.65%	\$ 17,952.87	\$ 18,092.13	0.78%	\$ 2,282.35	\$ 2,362.87
MGS-S Customer 1449	\$ 4,284.97	\$ 4,420.01	3.15%	\$ 12,211.33	\$ 12,346.37	1.11%	\$ 1,984.17	\$ 2,055.83
MGS-S Customer 1450	\$ 6,489.36	\$ 6,607.27	1.82%	\$ 23,356.73	\$ 23,474.64	0.50%	\$ 2,530.25	\$ 2,620.03
MGS-S Customer 1451	\$ 2,097.50	\$ 2,195.45	4.67%	\$ 5,077.95	\$ 5,175.90	1.93%	\$ 1,124.11	\$ 1,188.96
MGS-S Customer 1452	\$ 4,424.39	\$ 4,532.97	2.45%	\$ 13,984.37	\$ 14,092.95	0.78%	\$ 1,873.25	\$ 1,953.05
MGS-S Customer 1453	\$ 4,900.03	\$ 5,010.62	2.26%	\$ 23,816.04	\$ 23,926.63	0.46%	\$ 1,998.54	\$ 2,044.58
MGS-S Customer 1454	\$ 5,385.50	\$ 5,524.88	2.59%	\$ 17,885.95	\$ 18,025.33	0.78%	\$ 2,304.29	\$ 2,413.43
MGS-S Customer 1455	\$ 5,245.81	\$ 5,384.74	2.65%	\$ 16,064.29	\$ 16,203.22	0.86%	\$ 2,271.39	\$ 2,375.86
MGS-S Customer 1456	\$ 8,172.87	\$ 8,325.45	1.87%	\$ 27,812.51	\$ 27,965.09	0.55%	\$ 3,224.29	\$ 3,329.21
MGS-S Customer 1457	\$ 8,261.13	\$ 8,413.93	1.85%	\$ 23,233.44	\$ 23,386.24	0.66%	\$ 3,257.61	\$ 3,401.24
MGS-S Customer 1458	\$ 3,390.85	\$ 3,521.49	3.85%	\$ 10,876.15	\$ 11,006.79	1.20%	\$ 1,676.60	\$ 1,748.81
MGS-S Customer 1459	\$ 3,271.77	\$ 3,375.18	3.16%	\$ 9,949.34	\$ 10,052.75	1.04%	\$ 1,505.47	\$ 1,570.25
MGS-S Customer 1460	\$ 5,635.83	\$ 5,776.60	2.50%	\$ 19,981.63	\$ 20,122.40	0.70%	\$ 2,392.60	\$ 2,483.24
MGS-S Customer 1461	\$ 1,213.44	\$ 1,333.56	9.90%	\$ 9,631.13	\$ 9,751.25	1.25%	\$ 932.04	\$ 981.79
MGS-S Customer 1462	\$ 4,699.21	\$ 4,808.67	2.33%	\$ 18,303.90	\$ 18,413.36	0.60%	\$ 1,937.08	\$ 2,020.58
MGS-S Customer 1463	\$ 5,096.65	\$ 5,208.36	2.19%	\$ 15,665.70	\$ 15,777.41	0.71%	\$ 2,095.15	\$ 2,180.35
MGS-S Customer 1464	\$ 4,619.73	\$ 4,755.76	2.94%	\$ 18,833.44	\$ 18,969.47	0.72%	\$ 2,054.47	\$ 2,127.86
MGS-S Customer 1465	\$ 21,267.92	\$ 21,478.47	0.99%	\$ 76,978.31	\$ 77,188.86	0.27%	\$ 7,361.49	\$ 7,659.62
MGS-S Customer 1466	\$ 2,124.17	\$ 2,221.60	4.59%	\$ 11,920.79	\$ 12,018.22	0.82%	\$ 1,087.02	\$ 1,149.44
MGS-S Customer 1467	\$ 5,802.65	\$ 5,945.62	2.46%	\$ 12,797.87	\$ 12,940.84	1.12%	\$ 2,530.40	\$ 2,585.49
MGS-S Customer 1468	\$ 3,233.04	\$ 3,336.57	3.20%	\$ 8,952.96	\$ 9,056.49	1.16%	\$ 1,508.54	\$ 1,560.91
MGS-S Customer 1469	\$ 6,764.66	\$ 6,910.07	2.15%	\$ 27,007.84	\$ 27,153.25	0.54%	\$ 2,726.37	\$ 2,837.66
MGS-S Customer 1470	\$ 3,090.12	\$ 3,192.47	3.31%	\$ 15,242.18	\$ 15,344.53	0.67%	\$ 1,421.09	\$ 1,463.67
MGS-S Customer 1471	\$ 8,287.43	\$ 8,413.65	1.52%	\$ 27,383.17	\$ 27,509.39	0.46%	\$ 3,120.47	\$ 3,233.13
MGS-S Customer 1472	\$ 4,230.68	\$ 4,364.78	3.17%	\$ 12,978.71	\$ 13,112.81	1.03%	\$ 1,933.50	\$ 2,038.34
MGS-S Customer 1473	\$ 7,682.58	\$ 7,833.21	1.96%	\$ 21,174.83	\$ 21,325.46	0.71%	\$ 3,091.88	\$ 3,204.19
MGS-S Customer 1474	\$ 58,191.19	\$ 58,570.43	0.65%	\$ 192,236.18	\$ 192,615.42	0.20%	\$ 19,319.51	\$ 20,000.21
MGS-S Customer 1475	\$ 4,672.19	\$ 4,808.99	2.93%	\$ 12,012.49	\$ 12,149.29	1.14%	\$ 2,112.67	\$ 2,197.11
MGS-S Customer 1476	\$ 12,475.01	\$ 12,620.07	1.16%	\$ 41,452.73	\$ 41,597.79	0.35%	\$ 4,461.62	\$ 4,627.85
MGS-S Customer 1477	\$ 46,618.09	\$ 46,976.98	0.77%	\$ 145,798.95	\$ 146,157.84	0.25%	\$ 15,973.59	\$ 16,357.79

Customer	Delivery 1/24 Prices	Delivery 8/24 Prices	Delivery % Difference	Bundled 1/24 Prices	Bundled 8/24 Prices	Bundled % Difference	Distribution 8/24 Prices	Distribution 1/25 Prices
MGS-S Customer 1478	\$ 712.18	\$ 830.74	16.65%	\$ 1,258.13	\$ 1,376.69	9.42%	\$ 819.60	\$ 861.98
MGS-S Customer 1479	\$ 4,985.02	\$ 5,123.45	2.78%	\$ 10,556.52	\$ 10,694.95	1.31%	\$ 2,229.20	\$ 2,319.43
MGS-S Customer 1480	\$ 13,600.87	\$ 13,776.67	1.29%	\$ 56,564.01	\$ 56,739.81	0.31%	\$ 4,881.87	\$ 5,064.40
MGS-S Customer 1481	\$ 13,861.90	\$ 14,012.88	1.09%	\$ 49,526.10	\$ 49,677.08	0.30%	\$ 4,882.48	\$ 5,065.37
MGS-S Customer 1482	\$ 12,989.22	\$ 13,136.21	1.13%	\$ 45,415.19	\$ 45,562.18	0.32%	\$ 4,602.83	\$ 4,785.40
MGS-S Customer 1483	\$ 9,208.93	\$ 9,365.83	1.70%	\$ 32,159.02	\$ 32,315.92	0.49%	\$ 3,538.45	\$ 3,671.33
MGS-S Customer 1484	\$ 12,907.21	\$ 13,092.56	1.44%	\$ 39,596.92	\$ 39,782.27	0.47%	\$ 4,850.07	\$ 5,006.44
MGS-S Customer 1485	\$ 743.51	\$ 862.10	15.95%	\$ 2,526.02	\$ 2,644.61	4.69%	\$ 821.62	\$ 864.13
MGS-S Customer 1486	\$ 9,151.36	\$ 9,308.36	1.72%	\$ 29,700.54	\$ 29,857.54	0.53%	\$ 3,542.22	\$ 3,666.49
MGS-S Customer 1487	\$ 3,753.68	\$ 3,859.87	2.83%	\$ 9,613.12	\$ 9,719.31	1.10%	\$ 1,691.87	\$ 1,739.58
MGS-S Customer 1488	\$ 9,652.48	\$ 9,811.94	1.65%	\$ 27,669.57	\$ 27,829.03	0.58%	\$ 3,721.71	\$ 3,861.70
MGS-S Customer 1489	\$ 12,661.26	\$ 12,835.68	1.38%	\$ 28,717.59	\$ 28,892.01	0.61%	\$ 4,771.39	\$ 4,921.91
MGS-S Customer 1490	\$ 9,290.29	\$ 9,448.16	1.70%	\$ 26,861.99	\$ 27,019.86	0.59%	\$ 3,606.39	\$ 3,737.19
MGS-S Customer 1491	\$ 6,035.43	\$ 6,178.46	2.37%	\$ 17,447.17	\$ 17,590.20	0.82%	\$ 2,551.39	\$ 2,642.85
MGS-S Customer 1492	\$ 4,059.39	\$ 4,166.20	2.63%	\$ 12,469.20	\$ 12,576.01	0.86%	\$ 1,751.71	\$ 1,835.37
MGS-S Customer 1493	\$ 3,809.96	\$ 3,915.63	2.77%	\$ 12,210.74	\$ 12,316.41	0.87%	\$ 1,669.83	\$ 1,747.61
MGS-S Customer 1494	\$ 19,899.40	\$ 20,103.30	1.02%	\$ 74,841.94	\$ 75,045.84	0.27%	\$ 6,895.62	\$ 7,189.19
MGS-S Customer 1495	\$ 4,747.90	\$ 4,884.90	2.89%	\$ 13,163.42	\$ 13,300.42	1.04%	\$ 2,128.43	\$ 2,216.56
MGS-S Customer 1496	\$ 1,208.97	\$ 1,301.91	7.69%	\$ 14,929.87	\$ 15,022.81	0.62%	\$ 761.52	\$ 798.61
MGS-S Customer 1497	\$ 16,050.31	\$ 16,237.92	1.17%	\$ 55,471.28	\$ 55,658.89	0.34%	\$ 5,725.36	\$ 5,948.13
MGS-S Customer 1498	\$ 17,341.86	\$ 17,537.01	1.13%	\$ 42,763.24	\$ 42,958.39	0.46%	\$ 6,259.44	\$ 6,499.04
MGS-S Customer 1499	\$ 12,792.96	\$ 12,939.28	1.14%	\$ 45,152.43	\$ 45,298.75	0.32%	\$ 4,548.37	\$ 4,714.14
MGS-S Customer 1500	\$ 3,991.60	\$ 4,125.38	3.35%	\$ 9,469.86	\$ 9,603.64	1.41%	\$ 1,897.49	\$ 1,971.97
MGS-S Customer 1501	\$ 6,179.27	\$ 6,296.23	1.89%	\$ 19,264.40	\$ 19,381.36	0.61%	\$ 2,458.07	\$ 2,536.82
MGS-S Customer 1502	\$ 7,916.65	\$ 8,041.02	1.57%	\$ 27,745.17	\$ 27,869.54	0.45%	\$ 2,989.36	\$ 3,098.53
MGS-S Customer 1503	\$ 710.08	\$ 801.16	12.83%	\$ 9,117.71	\$ 9,208.79	1.00%	\$ 629.64	\$ 662.11
MGS-S Customer 1504	\$ 4,880.81	\$ 5,018.80	2.83%	\$ 12,097.70	\$ 12,235.69	1.14%	\$ 2,192.34	\$ 2,268.61
MGS-S Customer 1505	\$ 734.20	\$ 852.91	16.17%	\$ 765.17	\$ 883.88	15.51%	\$ 830.34	\$ 873.42
MGS-S Customer 1506	\$ 6,135.75	\$ 6,252.98	1.91%	\$ 12,826.00	\$ 12,943.23	0.91%	\$ 2,481.32	\$ 2,568.89
MGS-S Customer 1507	\$ 3,390.00	\$ 3,520.93	3.86%	\$ 9,235.73	\$ 9,366.66	1.42%	\$ 1,693.94	\$ 1,758.46
MGS-S Customer 1508	\$ 2,121.45	\$ 2,246.28	5.88%	\$ 4,680.96	\$ 4,805.79	2.67%	\$ 1,271.18	\$ 1,343.14
MGS-S Customer 1509	\$ 2,250.61	\$ 2,348.18	4.34%	\$ 16,808.26	\$ 16,905.83	0.58%	\$ 1,096.70	\$ 1,159.75
MGS-S Customer 1510	\$ 3,759.37	\$ 3,865.32	2.82%	\$ 10,351.36	\$ 10,457.31	1.02%	\$ 1,680.11	\$ 1,738.72
MGS-S Customer 1511	\$ 843.33	\$ 934.41	10.80%	\$ 15,782.85	\$ 15,873.93	0.58%	\$ 629.64	\$ 662.11
MGS-S Customer 1512	\$ 5,372.51	\$ 5,512.67	2.61%	\$ 10,564.54	\$ 10,704.70	1.33%	\$ 2,356.20	\$ 2,459.37
MGS-S Customer 1513	\$ 4,314.15	\$ 4,422.23	2.51%	\$ 14,602.34	\$ 14,710.42	0.74%	\$ 1,835.31	\$ 1,908.14
MGS-S Customer 1514	\$ 10,917.71	\$ 11,126.88	1.92%	\$ 22,892.54	\$ 23,101.71	0.91%	\$ 4,546.03	\$ 4,603.97
MGS-S Customer 1515	\$ 3,914.20	\$ 4,046.91	3.39%	\$ 11,355.05	\$ 11,487.76	1.17%	\$ 1,835.11	\$ 1,937.18
MGS-S Customer 1516	\$ 5,925.91	\$ 6,041.54	1.95%	\$ 17,927.48	\$ 18,043.11	0.64%	\$ 2,370.10	\$ 2,458.70
MGS-S Customer 1517	\$ 4,098.61	\$ 4,232.95	3.28%	\$ 9,870.41	\$ 10,004.75	1.36%	\$ 1,935.21	\$ 2,006.29

Customer	Delivery 1/24 Prices	Delivery 8/24 Prices	Delivery % Difference	Bundled 1/24 Prices	Bundled 8/24 Prices	Bundled % Difference	Distribution 8/24 Prices	Distribution 1/25 Prices
MGS-S Customer 1518	\$ 3,101.13	\$ 3,230.78	4.18%	\$ 7,863.53	\$ 7,993.18	1.65%	\$ 1,603.46	\$ 1,665.32
MGS-S Customer 1519	\$ 9,306.07	\$ 9,464.39	1.70%	\$ 25,035.61	\$ 25,193.93	0.63%	\$ 3,632.59	\$ 3,753.59
MGS-S Customer 1520	\$ 1,948.54	\$ 2,072.97	6.39%	\$ 3,685.35	\$ 3,809.78	3.38%	\$ 1,233.73	\$ 1,284.36
MGS-S Customer 1521	\$ 6,082.59	\$ 6,225.09	2.34%	\$ 23,320.75	\$ 23,463.25	0.61%	\$ 2,518.82	\$ 2,620.09
MGS-S Customer 1522	\$ 6,825.89	\$ 6,944.95	1.74%	\$ 27,648.50	\$ 27,767.56	0.43%	\$ 2,613.48	\$ 2,710.34
MGS-S Customer 1523	\$ 3,216.33	\$ 3,319.48	3.21%	\$ 10,820.92	\$ 10,924.07	0.95%	\$ 1,484.31	\$ 1,543.17
MGS-S Customer 1524	\$ 4,922.68	\$ 5,060.89	2.81%	\$ 12,249.27	\$ 12,387.48	1.13%	\$ 2,207.06	\$ 2,282.10
MGS-S Customer 1525	\$ 1,629.51	\$ 1,752.33	7.54%	\$ 4,070.18	\$ 4,193.00	3.02%	\$ 1,119.97	\$ 1,168.14
MGS-S Customer 1526	\$ 7,146.04	\$ 7,261.58	1.62%	\$ 69,475.50	\$ 69,591.04	0.17%	\$ 2,390.82	\$ 2,538.60
MGS-S Customer 1527	\$ 2,491.20	\$ 2,617.42	5.07%	\$ 8,355.21	\$ 8,481.43	1.51%	\$ 1,370.98	\$ 1,449.46
MGS-S Customer 1528	\$ 3,349.26	\$ 3,480.02	3.90%	\$ 8,597.16	\$ 8,727.92	1.52%	\$ 1,683.04	\$ 1,748.83
MGS-S Customer 1529	\$ 12,823.75	\$ 12,996.84	1.35%	\$ 43,249.88	\$ 43,422.97	0.40%	\$ 4,695.63	\$ 4,884.95
MGS-S Customer 1530	\$ 2,081.54	\$ 2,206.21	5.99%	\$ 4,421.66	\$ 4,546.33	2.82%	\$ 1,259.49	\$ 1,330.68
MGS-S Customer 1531	\$ 1,674.26	\$ 1,770.26	5.73%	\$ 4,709.10	\$ 4,805.10	2.04%	\$ 984.05	\$ 1,039.73
MGS-S Customer 1532	\$ 3,834.13	\$ 3,940.50	2.77%	\$ 7,554.55	\$ 7,660.92	1.41%	\$ 1,715.61	\$ 1,787.96
MGS-S Customer 1533	\$ 7,013.61	\$ 7,161.04	2.10%	\$ 20,806.95	\$ 20,954.38	0.71%	\$ 2,864.09	\$ 2,968.14
MGS-S Customer 1534	\$ 30,462.62	\$ 30,746.98	0.93%	\$ 91,525.12	\$ 91,809.48	0.31%	\$ 10,705.86	\$ 11,005.99
MGS-S Customer 1535	\$ 30,294.25	\$ 30,610.88	1.05%	\$ 77,896.49	\$ 78,213.12	0.41%	\$ 10,914.39	\$ 11,277.51
MGS-S Customer 1536	\$ 610.91	\$ 701.99	14.91%	\$ 4,157.65	\$ 4,248.73	2.19%	\$ 629.64	\$ 662.11
MGS-S Customer 1537	\$ 1,563.79	\$ 1,658.81	6.08%	\$ 10,794.58	\$ 10,889.60	0.88%	\$ 910.49	\$ 955.16
MGS-S Customer 1538	\$ 3,663.27	\$ 3,768.55	2.87%	\$ 12,215.11	\$ 12,320.39	0.86%	\$ 1,633.07	\$ 1,691.45
MGS-S Customer 1539	\$ 15,122.58	\$ 15,279.65	1.04%	\$ 60,517.25	\$ 60,674.32	0.26%	\$ 5,287.12	\$ 5,424.02
MGS-S Customer 1540	\$ 11,116.29	\$ 11,254.73	1.25%	\$ 43,405.95	\$ 43,544.39	0.32%	\$ 3,986.92	\$ 4,127.36
MGS-S Customer 1541	\$ 11,482.28	\$ 11,649.07	1.45%	\$ 41,730.16	\$ 41,896.95	0.40%	\$ 4,246.37	\$ 4,416.60
MGS-S Customer 1542	\$ 1,880.82	\$ 1,977.79	5.16%	\$ 4,614.12	\$ 4,711.09	2.10%	\$ 1,054.26	\$ 1,114.53
MGS-S Customer 1543	\$ 8,691.51	\$ 8,846.31	1.78%	\$ 28,764.44	\$ 28,919.24	0.54%	\$ 3,387.45	\$ 3,509.90
MGS-S Customer 1544	\$ 3,906.81	\$ 4,013.38	2.73%	\$ 13,052.36	\$ 13,158.93	0.82%	\$ 1,719.64	\$ 1,770.04
MGS-S Customer 1545	\$ 8,018.39	\$ 8,170.88	1.90%	\$ 23,373.14	\$ 23,525.63	0.65%	\$ 3,211.93	\$ 3,302.94
MGS-S Customer 1546	\$ 4,370.25	\$ 4,506.12	3.11%	\$ 10,005.73	\$ 10,141.60	1.36%	\$ 2,037.39	\$ 2,099.60
MGS-S Customer 1547	\$ 15,196.60	\$ 15,383.69	1.23%	\$ 20,626.41	\$ 20,813.50	0.91%	\$ 5,681.56	\$ 5,889.26
MGS-S Customer 1548	\$ 1,330.21	\$ 1,423.91	7.04%	\$ 12,164.01	\$ 12,257.71	0.77%	\$ 817.98	\$ 862.79
MGS-S Customer 1549	\$ 6,059.34	\$ 6,175.51	1.92%	\$ 18,963.25	\$ 19,079.42	0.61%	\$ 2,408.41	\$ 2,499.06
MGS-S Customer 1550	\$ 7,293.04	\$ 7,414.76	1.67%	\$ 31,632.91	\$ 31,754.63	0.38%	\$ 2,781.23	\$ 2,839.13
MGS-S Customer 1551	\$ 52,222.17	\$ 52,574.35	0.67%	\$ 196,852.55	\$ 197,204.73	0.18%	\$ 17,276.51	\$ 17,839.07
MGS-S Customer 1552	\$ 675.13	\$ 766.21	13.49%	\$ 7,369.84	\$ 7,460.92	1.24%	\$ 629.64	\$ 662.11
MGS-S Customer 1553	\$ 1,822.95	\$ 1,946.48	6.78%	\$ 4,085.14	\$ 4,208.67	3.02%	\$ 1,176.45	\$ 1,239.81
MGS-S Customer 1554	\$ 8,094.04	\$ 8,314.58	2.72%	\$ 12,280.66	\$ 12,501.20	1.80%	\$ 3,795.64	\$ 3,840.46
MGS-S Customer 1555	\$ 27,173.70	\$ 27,566.17	1.44%	\$ 45,602.14	\$ 45,994.61	0.86%	\$ 10,809.11	\$ 10,906.80
MGS-S Customer 1556	\$ 5,187.95	\$ 5,352.04	3.16%	\$ 7,107.58	\$ 7,271.67	2.31%	\$ 2,514.57	\$ 2,566.04
MGS-S Customer 1557	\$ 5,389.69	\$ 5,502.80	2.10%	\$ 19,740.52	\$ 19,853.63	0.57%	\$ 2,184.42	\$ 2,251.31

Internal Use

Customer	Delivery 1/24 Prices	Delivery 8/24 Prices	Delivery % Difference	Bundled 1/24 Prices	Bundled 8/24 Prices	Bundled % Difference	Distribution 8/24 Prices	Distribution 1/25 Prices
MGS-S Customer 1558	\$ 8,500.90	\$ 8,694.39	2.28%	\$ 17,781.40	\$ 17,974.89	1.09%	\$ 3,673.54	\$ 3,771.17
MGS-S Customer 1559	\$ 6,189.51	\$ 6,333.02	2.32%	\$ 19,631.49	\$ 19,775.00	0.73%	\$ 2,586.88	\$ 2,682.94
MGS-S Customer 1560	\$ 4,565.39	\$ 4,674.85	2.40%	\$ 12,435.87	\$ 12,545.33	0.88%	\$ 1,934.76	\$ 2,013.77
MGS-S Customer 1561	\$ 4,203.65	\$ 4,311.65	2.57%	\$ 10,562.42	\$ 10,670.42	1.02%	\$ 1,828.07	\$ 1,896.70
MGS-S Customer 1562	\$ 5,915.81	\$ 6,057.58	2.40%	\$ 18,608.22	\$ 18,749.99	0.76%	\$ 2,477.42	\$ 2,598.72
MGS-S Customer 1563	\$ 4,697.94	\$ 4,834.41	2.90%	\$ 14,572.95	\$ 14,709.42	0.94%	\$ 2,094.73	\$ 2,190.56
MGS-S Customer 1564	\$ 3,377.13	\$ 3,480.82	3.07%	\$ 15,128.81	\$ 15,232.50	0.69%	\$ 1,518.20	\$ 1,567.56
MGS-S Customer 1565	\$ 4,180.16	\$ 4,288.37	2.59%	\$ 5,236.98	\$ 5,345.19	2.07%	\$ 1,848.27	\$ 1,928.61
MGS-S Customer 1566	\$ 3,133.98	\$ 3,237.09	3.29%	\$ 8,079.31	\$ 8,182.42	1.28%	\$ 1,479.14	\$ 1,532.16
MGS-S Customer 1567	\$ 5,265.36	\$ 5,404.64	2.65%	\$ 15,887.31	\$ 16,026.59	0.88%	\$ 2,289.53	\$ 2,381.29
MGS-S Customer 1568	\$ 6,189.32	\$ 6,333.58	2.33%	\$ 15,823.92	\$ 15,968.18	0.91%	\$ 2,629.78	\$ 2,705.42
MGS-S Customer 1569	\$ 761.73	\$ 852.81	11.96%	\$ 11,701.45	\$ 11,792.53	0.78%	\$ 629.64	\$ 662.11
MGS-S Customer 1570	\$ 2,601.51	\$ 2,702.56	3.88%	\$ 5,727.54	\$ 5,828.59	1.76%	\$ 1,325.02	\$ 1,355.37
MGS-S Customer 1571	\$ 3,436.95	\$ 3,587.45	4.38%	\$ 5,621.67	\$ 5,772.17	2.68%	\$ 1,865.21	\$ 1,927.47
MGS-S Customer 1572	\$ 5,333.67	\$ 5,472.33	2.60%	\$ 19,703.47	\$ 19,842.13	0.70%	\$ 2,260.99	\$ 2,385.54
MGS-S Customer 1573	\$ 6,009.12	\$ 6,125.35	1.93%	\$ 14,946.02	\$ 15,062.25	0.78%	\$ 2,415.39	\$ 2,510.72
MGS-S Customer 1574	\$ 3,200.90	\$ 3,301.45	3.14%	\$ 32,506.45	\$ 32,607.00	0.31%	\$ 1,311.05	\$ 1,388.13
MGS-S Customer 1575	\$ 14,593.82	\$ 14,775.38	1.24%	\$ 47,094.98	\$ 47,276.54	0.39%	\$ 5,289.78	\$ 5,485.97
MGS-S Customer 1576	\$ 4,369.62	\$ 4,505.04	3.10%	\$ 11,186.02	\$ 11,321.44	1.21%	\$ 2,014.49	\$ 2,094.97
MGS-S Customer 1577	\$ 3,444.15	\$ 3,548.52	3.03%	\$ 9,242.35	\$ 9,346.72	1.13%	\$ 1,572.22	\$ 1,636.10
MGS-S Customer 1578	\$ 4,672.97	\$ 4,783.03	2.36%	\$ 11,778.80	\$ 11,888.86	0.93%	\$ 1,976.65	\$ 2,056.75
MGS-S Customer 1579	\$ 4,492.59	\$ 4,628.16	3.02%	\$ 15,630.56	\$ 15,766.13	0.87%	\$ 2,025.56	\$ 2,107.33
MGS-S Customer 1580	\$ 5,221.88	\$ 5,361.15	2.67%	\$ 13,407.16	\$ 13,546.43	1.04%	\$ 2,290.09	\$ 2,383.89
MGS-S Customer 1581	\$ 2,723.00	\$ 2,822.38	3.65%	\$ 21,050.32	\$ 21,149.70	0.47%	\$ 1,227.23	\$ 1,298.83
MGS-S Customer 1582	\$ 1,690.33	\$ 1,786.08	5.66%	\$ 8,177.54	\$ 8,273.29	1.17%	\$ 966.11	\$ 1,020.61
MGS-S Customer 1583	\$ 7,584.54	\$ 7,707.15	1.62%	\$ 34,854.59	\$ 34,977.20	0.35%	\$ 2,850.17	\$ 2,922.69
MGS-S Customer 1584	\$ 14,318.00	\$ 14,497.00	1.25%	\$ 64,356.34	\$ 64,535.34	0.28%	\$ 5,096.13	\$ 5,258.90
MGS-S Customer 1585	\$ 874.76	\$ 994.10	13.64%	\$ 1,066.72	\$ 1,186.06	11.19%	\$ 875.64	\$ 921.70
MGS-S Customer 1586	\$ 868.57	\$ 987.13	13.65%	\$ 9,080.93	\$ 9,199.49	1.31%	\$ 819.60	\$ 861.98
MGS-S Customer 1587	\$ 5,212.98	\$ 5,325.22	2.15%	\$ 18,077.81	\$ 18,190.05	0.62%	\$ 2,126.96	\$ 2,202.35
MGS-S Customer 1588	\$ 4,615.84	\$ 4,725.35	2.37%	\$ 15,504.82	\$ 15,614.33	0.71%	\$ 1,935.73	\$ 2,008.57
MGS-S Customer 1589	\$ 6,874.63	\$ 7,021.89	2.14%	\$ 17,042.27	\$ 17,189.53	0.86%	\$ 2,848.46	\$ 2,943.68
MGS-S Customer 1590	\$ 5,735.79	\$ 5,850.23	2.00%	\$ 21,579.02	\$ 21,693.46	0.53%	\$ 2,283.46	\$ 2,363.74
MGS-S Customer 1591	\$ 7,813.80	\$ 7,964.01	1.92%	\$ 27,503.72	\$ 27,653.93	0.55%	\$ 3,074.01	\$ 3,211.23
MGS-S Customer 1592	\$ 5,818.41	\$ 5,960.78	2.45%	\$ 13,995.69	\$ 14,138.06	1.02%	\$ 2,502.70	\$ 2,589.42
MGS-S Customer 1593	\$ 4,891.28	\$ 5,029.07	2.82%	\$ 13,278.23	\$ 13,416.02	1.04%	\$ 2,182.04	\$ 2,265.51
MGS-S Customer 1594	\$ 8,923.21	\$ 9,052.17	1.45%	\$ 29,670.86	\$ 29,799.82	0.43%	\$ 3,318.65	\$ 3,445.02
MGS-S Customer 1595	\$ 3,088.86	\$ 3,219.37	4.23%	\$ 4,076.10	\$ 4,206.61	3.20%	\$ 1,649.28	\$ 1,681.35
MGS-S Customer 1596	\$ 6,142.29	\$ 6,285.44	2.33%	\$ 16,508.29	\$ 16,651.44	0.87%	\$ 2,572.79	\$ 2,693.69
MGS-S Customer 1597	\$ 6,781.26	\$ 6,927.68	2.16%	\$ 18,682.96	\$ 18,829.38	0.78%	\$ 2,794.78	\$ 2,901.48

Internal Use

Customer	Delivery 1/24 Prices	Delivery 8/24 Prices	Delivery % Difference	Bundled 1/24 Prices	Bundled 8/24 Prices	Bundled % Difference	Distribution 8/24 Prices	Distribution 1/25 Prices
MGS-S Customer 1598	\$ 6,595.58	\$ 6,740.81	2.20%	\$ 21,559.55	\$ 21,704.78	0.67%	\$ 2,711.07	\$ 2,814.71
MGS-S Customer 1599	\$ 7,892.51	\$ 8,044.56	1.93%	\$ 24,858.38	\$ 25,010.43	0.61%	\$ 3,172.22	\$ 3,243.61
MGS-S Customer 1600	\$ 4,976.50	\$ 5,115.23	2.79%	\$ 9,565.33	\$ 9,704.06	1.45%	\$ 2,243.91	\$ 2,320.48
MGS-S Customer 1601	\$ 3,213.94	\$ 3,345.23	4.09%	\$ 11,902.55	\$ 12,033.84	1.10%	\$ 1,618.86	\$ 1,689.54
MGS-S Customer 1602	\$ 5,128.62	\$ 5,240.27	2.18%	\$ 20,867.87	\$ 20,979.52	0.54%	\$ 2,082.77	\$ 2,151.23
MGS-S Customer 1603	\$ 3,726.53	\$ 3,859.22	3.56%	\$ 8,758.02	\$ 8,890.71	1.52%	\$ 1,816.36	\$ 1,881.04
MGS-S Customer 1604	\$ 5,310.80	\$ 5,423.22	2.12%	\$ 20,814.09	\$ 20,926.51	0.54%	\$ 2,140.55	\$ 2,218.08
MGS-S Customer 1605	\$ 5,007.03	\$ 5,118.91	2.23%	\$ 9,269.41	\$ 9,381.29	1.21%	\$ 2,107.27	\$ 2,194.29
MGS-S Customer 1606	\$ 3,714.59	\$ 3,819.99	2.84%	\$ 12,887.91	\$ 12,993.31	0.82%	\$ 1,643.62	\$ 1,705.65
MGS-S Customer 1607	\$ 4,599.59	\$ 4,709.09	2.38%	\$ 15,347.23	\$ 15,456.73	0.71%	\$ 1,933.27	\$ 2,003.34
MGS-S Customer 1608	\$ 10,774.86	\$ 10,939.22	1.53%	\$ 36,141.39	\$ 36,305.75	0.45%	\$ 4,061.48	\$ 4,198.50
MGS-S Customer 1609	\$ 7,380.64	\$ 7,529.89	2.02%	\$ 20,776.91	\$ 20,926.16	0.72%	\$ 2,992.82	\$ 3,098.71
MGS-S Customer 1610	\$ 4,586.25	\$ 4,722.55	2.97%	\$ 13,202.76	\$ 13,339.06	1.03%	\$ 2,076.73	\$ 2,157.45
MGS-S Customer 1611	\$ 4,585.34	\$ 4,721.41	2.97%	\$ 14,716.19	\$ 14,852.26	0.92%	\$ 2,062.52	\$ 2,147.29
MGS-S Customer 1612	\$ 4,198.37	\$ 4,333.46	3.22%	\$ 5,928.09	\$ 6,063.18	2.28%	\$ 1,991.70	\$ 2,071.38
MGS-S Customer 1613	\$ 1,566.09	\$ 1,688.46	7.81%	\$ 3,220.63	\$ 3,343.00	3.80%	\$ 1,093.98	\$ 1,154.33
MGS-S Customer 1614	\$ 715.40	\$ 833.96	16.57%	\$ 1,419.26	\$ 1,537.82	8.35%	\$ 819.60	\$ 861.98
MGS-S Customer 1615	\$ 4,843.54	\$ 4,954.19	2.28%	\$ 15,314.09	\$ 15,424.74	0.72%	\$ 2,015.83	\$ 2,091.07
MGS-S Customer 1616	\$ 11,137.04	\$ 11,275.92	1.25%	\$ 38,400.47	\$ 38,539.35	0.36%	\$ 4,022.27	\$ 4,172.18
MGS-S Customer 1617	\$ 5,956.71	\$ 6,071.94	1.93%	\$ 25,513.28	\$ 25,628.51	0.45%	\$ 2,336.70	\$ 2,413.32
MGS-S Customer 1618	\$ 829.17	\$ 920.25	10.98%	\$ 15,074.76	\$ 15,165.84	0.60%	\$ 629.64	\$ 662.11
MGS-S Customer 1619	\$ 5,936.67	\$ 6,077.66	2.37%	\$ 22,756.28	\$ 22,897.27	0.62%	\$ 2,434.42	\$ 2,582.53
MGS-S Customer 1620	\$ 4,851.88	\$ 4,962.55	2.28%	\$ 14,019.83	\$ 14,130.50	0.79%	\$ 2,021.30	\$ 2,105.01
MGS-S Customer 1621	\$ 4,911.00	\$ 5,021.81	2.26%	\$ 21,406.67	\$ 21,517.48	0.52%	\$ 2,016.15	\$ 2,066.43
MGS-S Customer 1622	\$ 3,949.37	\$ 4,082.99	3.38%	\$ 10,438.63	\$ 10,572.25	1.28%	\$ 1,882.58	\$ 1,948.26
MGS-S Customer 1623	\$ 4,930.84	\$ 5,068.74	2.80%	\$ 13,592.03	\$ 13,729.93	1.01%	\$ 2,190.98	\$ 2,278.09
MGS-S Customer 1624	\$ 8,817.69	\$ 8,945.91	1.45%	\$ 31,360.08	\$ 31,488.30	0.41%	\$ 3,267.65	\$ 3,396.16
MGS-S Customer 1625	\$ 4,748.91	\$ 4,859.66	2.33%	\$ 10,585.04	\$ 10,695.79	1.05%	\$ 2,020.37	\$ 2,089.78
MGS-S Customer 1626	\$ 2,358.81	\$ 2,457.65	4.19%	\$ 12,571.13	\$ 12,669.97	0.79%	\$ 1,178.12	\$ 1,224.44
MGS-S Customer 1627	\$ 1,399.54	\$ 1,521.19	8.69%	\$ 2,674.72	\$ 2,796.37	4.55%	\$ 1,041.56	\$ 1,098.48
MGS-S Customer 1628	\$ 1,474.91	\$ 1,570.40	6.47%	\$ 1,950.25	\$ 2,045.74	4.90%	\$ 942.71	\$ 986.00
MGS-S Customer 1629	\$ 3,842.81	\$ 3,975.57	3.45%	\$ 10,639.56	\$ 10,772.32	1.25%	\$ 1,829.85	\$ 1,912.84
MGS-S Customer 1630	\$ 34,428.96	\$ 34,699.90	0.79%	\$ 126,411.21	\$ 126,682.15	0.21%	\$ 11,613.68	\$ 11,985.74
MGS-S Customer 1631	\$ 27,406.85	\$ 27,647.98	0.88%	\$ 82,207.70	\$ 82,448.83	0.29%	\$ 9,497.95	\$ 9,796.34
MGS-S Customer 1632	\$ 25,381.60	\$ 25,612.97	0.91%	\$ 80,502.39	\$ 80,733.76	0.29%	\$ 8,807.78	\$ 9,087.22
MGS-S Customer 1633	\$ 5,287.26	\$ 5,426.53	2.63%	\$ 16,880.22	\$ 17,019.49	0.83%	\$ 2,289.56	\$ 2,382.21
MGS-S Customer 1634	\$ 3,322.40	\$ 3,452.96	3.93%	\$ 9,474.36	\$ 9,604.92	1.38%	\$ 1,667.92	\$ 1,732.95
MGS-S Customer 1635	\$ 6,373.29	\$ 6,517.48	2.26%	\$ 22,518.97	\$ 22,663.16	0.64%	\$ 2,633.06	\$ 2,727.15
MGS-S Customer 1636	\$ 2,787.37	\$ 2,915.58	4.60%	\$ 6,749.58	\$ 6,877.79	1.90%	\$ 1,501.93	\$ 1,561.64
MGS-S Customer 1637	\$ 4,385.02	\$ 4,494.41	2.49%	\$ 6,724.00	\$ 6,833.39	1.63%	\$ 1,923.40	\$ 1,987.01

Internal Use

Customer	Delivery 1/24 Prices	Delivery 8/24 Prices	Delivery % Difference	Bundled 1/24 Prices	Bundled 8/24 Prices	Bundled % Difference	Distribution 8/24 Prices	Distribution 1/25 Prices
MGS-S Customer 1638	\$ 6,142.66	\$ 6,308.49	2.70%	\$ 8,240.54	\$ 8,406.37	2.01%	\$ 2,799.95	\$ 2,888.42
MGS-S Customer 1639	\$ 3,993.08	\$ 4,099.79	2.67%	\$ 13,206.62	\$ 13,313.33	0.81%	\$ 1,736.78	\$ 1,802.88
MGS-S Customer 1640	\$ 5,350.52	\$ 5,490.38	2.61%	\$ 15,158.91	\$ 15,298.77	0.92%	\$ 2,328.01	\$ 2,415.73
MGS-S Customer 1641	\$ 8,460.09	\$ 8,586.50	1.49%	\$ 32,998.67	\$ 33,125.08	0.38%	\$ 3,136.97	\$ 3,255.86
MGS-S Customer 1642	\$ 8,003.42	\$ 8,128.07	1.56%	\$ 28,098.63	\$ 28,223.28	0.44%	\$ 3,012.47	\$ 3,128.16
MGS-S Customer 1643	\$ 9,422.00	\$ 9,552.67	1.39%	\$ 35,562.21	\$ 35,692.88	0.37%	\$ 3,443.70	\$ 3,582.64
MGS-S Customer 1644	\$ 1,069.36	\$ 1,162.82	8.74%	\$ 1,556.47	\$ 1,649.93	6.00%	\$ 801.55	\$ 845.28
MGS-S Customer 1645	\$ 10,378.67	\$ 10,542.41	1.58%	\$ 26,147.06	\$ 26,310.80	0.63%	\$ 4,008.81	\$ 4,124.33
MGS-S Customer 1646	\$ 7,558.40	\$ 7,708.78	1.99%	\$ 20,685.01	\$ 20,835.39	0.73%	\$ 3,065.55	\$ 3,159.79
MGS-S Customer 1647	\$ 5,530.08	\$ 5,643.56	2.05%	\$ 23,410.06	\$ 23,523.54	0.48%	\$ 2,209.30	\$ 2,274.73
MGS-S Customer 1648	\$ 5,147.91	\$ 5,287.01	2.70%	\$ 12,435.53	\$ 12,574.63	1.12%	\$ 2,275.56	\$ 2,363.26
MGS-S Customer 1649	\$ 3,256.82	\$ 3,387.50	4.01%	\$ 3,256.82	\$ 3,387.50	4.01%	\$ 1,680.79	\$ 1,755.92
MGS-S Customer 1650	\$ 12,489.14	\$ 12,659.41	1.36%	\$ 56,832.58	\$ 57,002.85	0.30%	\$ 4,492.06	\$ 4,667.28
MGS-S Customer 1651	\$ 3,117.95	\$ 3,247.48	4.15%	\$ 9,215.06	\$ 9,344.59	1.41%	\$ 1,596.22	\$ 1,662.71
MGS-S Customer 1652	\$ 13,983.69	\$ 14,159.56	1.26%	\$ 73,570.59	\$ 73,746.46	0.24%	\$ 4,890.30	\$ 5,081.42
MGS-S Customer 1653	\$ 2,257.58	\$ 2,355.76	4.35%	\$ 15,030.89	\$ 15,129.07	0.65%	\$ 1,128.93	\$ 1,170.06
MGS-S Customer 1654	\$ 6,026.77	\$ 6,143.27	1.93%	\$ 14,324.83	\$ 14,441.33	0.81%	\$ 2,430.99	\$ 2,520.00
MGS-S Customer 1655	\$ 1,447.81	\$ 1,541.95	6.50%	\$ 13,285.75	\$ 13,379.89	0.71%	\$ 850.04	\$ 896.94
MGS-S Customer 1656	\$ 3,638.31	\$ 3,770.71	3.64%	\$ 6,170.39	\$ 6,302.79	2.15%	\$ 1,799.13	\$ 1,869.30
MGS-S Customer 1657	\$ 4,014.69	\$ 4,121.57	2.66%	\$ 12,326.46	\$ 12,433.34	0.87%	\$ 1,749.15	\$ 1,817.18
MGS-S Customer 1658	\$ 1,416.07	\$ 1,511.66	6.75%	\$ 1,430.58	\$ 1,526.17	6.68%	\$ 940.74	\$ 964.66
MGS-S Customer 1659	\$ 3,532.46	\$ 3,663.88	3.72%	\$ 10,419.25	\$ 10,550.67	1.26%	\$ 1,730.57	\$ 1,802.03
MGS-S Customer 1660	\$ 966.88	\$ 1,059.97	9.63%	\$ 1,014.76	\$ 1,107.85	9.17%	\$ 772.65	\$ 811.85
MGS-S Customer 1661	\$ 538.56	\$ 629.64	16.91%	\$ 538.56	\$ 629.64	16.91%	\$ 629.64	\$ 662.11
MGS-S Customer 1662	\$ 4,901.31	\$ 5,038.70	2.80%	\$ 18,425.67	\$ 18,563.06	0.75%	\$ 2,152.06	\$ 2,231.83
MGS-S Customer 1663	\$ 16,482.88	\$ 16,672.44	1.15%	\$ 57,837.19	\$ 58,026.75	0.33%	\$ 5,861.70	\$ 6,084.56
MGS-S Customer 1664	\$ 1,325.81	\$ 1,419.33	7.05%	\$ 13,822.83	\$ 13,916.35	0.68%	\$ 805.33	\$ 849.31
MGS-S Customer 1665	\$ 14,161.92	\$ 14,341.84	1.27%	\$ 61,343.67	\$ 61,523.59	0.29%	\$ 5,062.69	\$ 5,238.89
MGS-S Customer 1666	\$ 5,609.14	\$ 5,722.96	2.03%	\$ 20,739.82	\$ 20,853.64	0.55%	\$ 2,241.58	\$ 2,325.65
MGS-S Customer 1667	\$ 1,605.20	\$ 1,700.80	5.96%	\$ 9,882.12	\$ 9,977.72	0.97%	\$ 943.82	\$ 972.92
MGS-S Customer 1668	\$ 4,533.09	\$ 4,642.09	2.40%	\$ 16,398.00	\$ 16,507.00	0.66%	\$ 1,900.24	\$ 1,972.91
MGS-S Customer 1669	\$ 8,646.40	\$ 8,813.64	1.93%	\$ 21,274.82	\$ 21,442.06	0.79%	\$ 3,533.74	\$ 3,612.41
MGS-S Customer 1670	\$ 3,986.03	\$ 4,119.61	3.35%	\$ 11,440.48	\$ 11,574.06	1.17%	\$ 1,882.92	\$ 1,955.68
MGS-S Customer 1671	\$ 2,007.02	\$ 2,131.46	6.20%	\$ 4,694.50	\$ 4,818.94	2.65%	\$ 1,238.62	\$ 1,300.31
MGS-S Customer 1672	\$ 1,776.40	\$ 1,872.98	5.44%	\$ 3,650.32	\$ 3,746.90	2.65%	\$ 1,025.58	\$ 1,083.98
MGS-S Customer 1673	\$ 3,930.68	\$ 4,037.16	2.71%	\$ 16,822.94	\$ 16,929.42	0.63%	\$ 1,709.21	\$ 1,749.64
MGS-S Customer 1674	\$ 27,188.17	\$ 27,435.07	0.91%	\$ 33,139.02	\$ 33,385.92	0.75%	\$ 9,847.34	\$ 10,045.43
MGS-S Customer 1675	\$ 2,475.64	\$ 2,600.95	5.06%	\$ 17,247.65	\$ 17,372.96	0.73%	\$ 1,305.86	\$ 1,380.08
MGS-S Customer 1676	\$ 14,801.09	\$ 14,984.48	1.24%	\$ 46,283.02	\$ 46,466.41	0.40%	\$ 5,400.20	\$ 5,556.49
MGS-S Customer 1677	\$ 9,387.79	\$ 9,545.20	1.68%	\$ 37,295.55	\$ 37,452.96	0.42%	\$ 3,570.84	\$ 3,696.81

Internal Use

Customer	Delivery 1/24 Prices	Delivery 8/24 Prices	Delivery % Difference	Bundled 1/24 Prices	Bundled 8/24 Prices	Bundled % Difference	Distribution 8/24 Prices	Distribution 1/25 Prices
MGS-S Customer 1678	\$ 6,593.23	\$ 6,737.49	2.19%	\$ 28,806.09	\$ 28,950.35	0.50%	\$ 2,648.86	\$ 2,765.35
MGS-S Customer 1679	\$ 5,037.96	\$ 5,148.76	2.20%	\$ 14,690.95	\$ 14,801.75	0.75%	\$ 2,049.71	\$ 2,175.16
MGS-S Customer 1680	\$ 2,070.61	\$ 2,168.91	4.75%	\$ 3,907.97	\$ 4,006.27	2.52%	\$ 1,139.33	\$ 1,183.19
MGS-S Customer 1681	\$ 11,715.96	\$ 11,857.37	1.21%	\$ 40,144.53	\$ 40,285.94	0.35%	\$ 4,204.72	\$ 4,367.63
MGS-S Customer 1682	\$ 743.11	\$ 861.86	15.98%	\$ 836.92	\$ 955.67	14.19%	\$ 832.86	\$ 876.11
MGS-S Customer 1683	\$ 16,599.91	\$ 16,763.08	0.98%	\$ 60,402.43	\$ 60,565.60	0.27%	\$ 5,748.93	\$ 5,965.03
MGS-S Customer 1684	\$ 15,535.40	\$ 15,693.02	1.01%	\$ 52,383.60	\$ 52,541.22	0.30%	\$ 5,386.10	\$ 5,656.62
MGS-S Customer 1685	\$ 786.31	\$ 877.39	11.58%	\$ 12,930.94	\$ 13,022.02	0.70%	\$ 629.64	\$ 662.11
MGS-S Customer 1686	\$ 1,518.29	\$ 1,612.89	6.23%	\$ 11,900.74	\$ 11,995.34	0.79%	\$ 883.10	\$ 932.17
MGS-S Customer 1687	\$ 1,914.72	\$ 2,038.39	6.46%	\$ 6,796.06	\$ 6,919.73	1.82%	\$ 1,187.32	\$ 1,253.78
MGS-S Customer 1688	\$ 7,089.91	\$ 7,237.76	2.09%	\$ 17,419.35	\$ 17,567.20	0.85%	\$ 2,901.89	\$ 3,022.77
MGS-S Customer 1689	\$ 3,757.64	\$ 3,863.51	2.82%	\$ 10,282.55	\$ 10,388.42	1.03%	\$ 1,676.58	\$ 1,739.53
MGS-S Customer 1690	\$ 5,219.09	\$ 5,358.14	2.66%	\$ 17,288.53	\$ 17,427.58	0.80%	\$ 2,269.53	\$ 2,353.25
MGS-S Customer 1691	\$ 9,017.88	\$ 9,173.82	1.73%	\$ 30,782.82	\$ 30,938.76	0.51%	\$ 3,475.16	\$ 3,614.91
MGS-S Customer 1692	\$ 5,140.83	\$ 5,252.86	2.18%	\$ 13,715.98	\$ 13,828.01	0.82%	\$ 2,119.66	\$ 2,211.16
MGS-S Customer 1693	\$ 8,826.15	\$ 8,955.31	1.46%	\$ 23,621.01	\$ 23,750.17	0.55%	\$ 3,330.87	\$ 3,452.44
MGS-S Customer 1694	\$ 11,053.55	\$ 11,193.36	1.26%	\$ 23,702.08	\$ 23,841.89	0.59%	\$ 4,090.67	\$ 4,248.34
MGS-S Customer 1695	\$ 10,658.36	\$ 10,821.99	1.54%	\$ 35,716.38	\$ 35,880.01	0.46%	\$ 4,015.44	\$ 4,162.41
MGS-S Customer 1696	\$ 3,256.09	\$ 3,359.14	3.16%	\$ 10,907.19	\$ 11,010.24	0.94%	\$ 1,485.02	\$ 1,560.15
MGS-S Customer 1697	\$ 4,750.72	\$ 4,886.94	2.87%	\$ 19,161.65	\$ 19,297.87	0.71%	\$ 2,078.93	\$ 2,177.32
MGS-S Customer 1698	\$ 4,576.35	\$ 4,686.16	2.40%	\$ 11,233.69	\$ 11,343.50	0.98%	\$ 1,954.96	\$ 2,024.01
MGS-S Customer 1699	\$ 5,104.64	\$ 5,243.09	2.71%	\$ 15,964.26	\$ 16,102.71	0.87%	\$ 2,231.90	\$ 2,323.88
MGS-S Customer 1700	\$ 726.43	\$ 817.51	12.54%	\$ 9,935.74	\$ 10,026.82	0.92%	\$ 629.64	\$ 662.11
MGS-S Customer 1701	\$ 8,837.57	\$ 8,993.37	1.76%	\$ 25,209.27	\$ 25,365.07	0.62%	\$ 3,459.94	\$ 3,587.99
MGS-S Customer 1702	\$ 2,298.36	\$ 2,396.35	4.26%	\$ 14,645.58	\$ 14,743.57	0.67%	\$ 1,127.34	\$ 1,192.40
MGS-S Customer 1703	\$ 18,138.35	\$ 18,336.77	1.09%	\$ 55,699.10	\$ 55,897.52	0.36%	\$ 6,473.71	\$ 6,682.93
MGS-S Customer 1704	\$ 1,815.15	\$ 1,911.71	5.32%	\$ 5,858.14	\$ 5,954.70	1.65%	\$ 1,023.77	\$ 1,082.04
MGS-S Customer 1705	\$ 908.00	\$ 1,000.36	10.17%	\$ 5,259.62	\$ 5,351.98	1.76%	\$ 722.28	\$ 760.81
MGS-S Customer 1706	\$ 4,582.92	\$ 4,718.30	2.95%	\$ 23,113.29	\$ 23,248.67	0.59%	\$ 2,009.91	\$ 2,084.87
MGS-S Customer 1707	\$ 7,881.96	\$ 8,007.05	1.59%	\$ 20,546.94	\$ 20,672.03	0.61%	\$ 3,035.81	\$ 3,135.06
MGS-S Customer 1708	\$ 5,881.93	\$ 5,997.20	1.96%	\$ 18,515.84	\$ 18,631.11	0.62%	\$ 2,346.85	\$ 2,439.93
MGS-S Customer 1709	\$ 6,078.99	\$ 6,222.15	2.35%	\$ 13,894.28	\$ 14,037.44	1.03%	\$ 2,572.05	\$ 2,688.91
MGS-S Customer 1710	\$ 2,772.70	\$ 2,900.58	4.61%	\$ 8,001.75	\$ 8,129.63	1.60%	\$ 1,481.68	\$ 1,549.29
MGS-S Customer 1711	\$ 18,048.81	\$ 18,245.71	1.09%	\$ 68,539.64	\$ 68,736.54	0.29%	\$ 6,361.96	\$ 6,557.34
MGS-S Customer 1712	\$ 14,991.77	\$ 15,174.67	1.22%	\$ 52,753.63	\$ 52,936.53	0.35%	\$ 5,386.47	\$ 5,587.96
MGS-S Customer 1713	\$ 5,563.16	\$ 5,703.76	2.53%	\$ 17,793.94	\$ 17,934.54	0.79%	\$ 2,381.55	\$ 2,473.22
MGS-S Customer 1714	\$ 3,963.47	\$ 4,096.93	3.37%	\$ 7,810.61	\$ 7,944.07	1.71%	\$ 1,883.98	\$ 1,977.97
MGS-S Customer 1715	\$ 4,506.44	\$ 4,615.60	2.42%	\$ 13,319.60	\$ 13,428.76	0.82%	\$ 1,911.38	\$ 1,985.61
MGS-S Customer 1716	\$ 7,901.30	\$ 8,053.42	1.93%	\$ 18,786.51	\$ 18,938.63	0.81%	\$ 3,192.34	\$ 3,296.86
MGS-S Customer 1717	\$ 4,358.68	\$ 4,467.61	2.50%	\$ 10,391.80	\$ 10,500.73	1.05%	\$ 1,889.84	\$ 1,951.24

Internal Use

Customer	Delivery 1/24 Prices	Delivery 8/24 Prices	Delivery % Difference	Bundled 1/24 Prices	Bundled 8/24 Prices	Bundled % Difference	Distribution 8/24 Prices	Distribution 1/25 Prices
MGS-S Customer 1718	\$ 5,058.54	\$ 5,197.28	2.74%	\$ 10,416.71	\$ 10,555.45	1.33%	\$ 2,252.79	\$ 2,347.40
MGS-S Customer 1719	\$ 12,497.13	\$ 12,641.77	1.16%	\$ 47,370.40	\$ 47,515.04	0.31%	\$ 4,430.30	\$ 4,593.04
MGS-S Customer 1720	\$ 5,746.19	\$ 5,860.71	1.99%	\$ 20,864.19	\$ 20,978.71	0.55%	\$ 2,289.77	\$ 2,373.15
MGS-S Customer 1721	\$ 9,383.79	\$ 9,541.69	1.68%	\$ 28,809.64	\$ 28,967.54	0.55%	\$ 3,614.51	\$ 3,759.59
MGS-S Customer 1722	\$ 2,816.85	\$ 2,918.16	3.60%	\$ 9,199.73	\$ 9,301.04	1.10%	\$ 1,355.53	\$ 1,412.87
MGS-S Customer 1723	\$ 4,648.39	\$ 4,760.67	2.42%	\$ 7,957.47	\$ 8,069.75	1.41%	\$ 2,081.91	\$ 2,051.16
MGS-S Customer 1724	\$ 4,287.00	\$ 4,394.79	2.51%	\$ 15,120.22	\$ 15,228.01	0.71%	\$ 1,817.67	\$ 1,896.06
MGS-S Customer 1725	\$ 4,306.50	\$ 4,441.29	3.13%	\$ 13,568.83	\$ 13,703.62	0.99%	\$ 1,972.43	\$ 2,056.53
MGS-S Customer 1726	\$ 6,722.51	\$ 6,842.56	1.79%	\$ 19,702.86	\$ 19,822.91	0.61%	\$ 2,664.59	\$ 2,721.31
MGS-S Customer 1727	\$ 4,183.42	\$ 4,291.28	2.58%	\$ 10,847.28	\$ 10,955.14	0.99%	\$ 1,818.89	\$ 1,887.52
MGS-S Customer 1728	\$ 12,868.90	\$ 13,043.10	1.35%	\$ 39,295.80	\$ 39,470.00	0.44%	\$ 4,760.86	\$ 4,923.08
MGS-S Customer 1729	\$ 3,350.35	\$ 3,454.33	3.10%	\$ 9,809.22	\$ 9,913.20	1.06%	\$ 1,541.28	\$ 1,597.14
MGS-S Customer 1730	\$ 16,240.71	\$ 16,429.83	1.16%	\$ 53,074.75	\$ 53,263.87	0.36%	\$ 5,822.54	\$ 6,028.99
MGS-S Customer 1731	\$ 17,809.06	\$ 18,005.35	1.10%	\$ 60,360.85	\$ 60,557.14	0.33%	\$ 6,324.75	\$ 6,533.15
MGS-S Customer 1732	\$ 15,185.63	\$ 15,370.16	1.22%	\$ 44,875.90	\$ 45,060.43	0.41%	\$ 5,504.36	\$ 5,714.16
MGS-S Customer 1733	\$ 13,144.51	\$ 13,319.52	1.33%	\$ 42,173.65	\$ 42,348.66	0.41%	\$ 4,825.16	\$ 5,003.85
MGS-S Customer 1734	\$ 12,152.72	\$ 12,323.88	1.41%	\$ 34,594.10	\$ 34,765.26	0.49%	\$ 4,545.65	\$ 4,701.37
MGS-S Customer 1735	\$ 10,331.33	\$ 10,494.14	1.58%	\$ 30,231.49	\$ 30,394.30	0.54%	\$ 3,951.02	\$ 4,081.98
MGS-S Customer 1736	\$ 14,796.22	\$ 14,979.46	1.24%	\$ 45,071.52	\$ 45,254.76	0.41%	\$ 5,395.89	\$ 5,566.41
MGS-S Customer 1737	\$ 17,715.12	\$ 17,911.62	1.11%	\$ 52,634.10	\$ 52,830.60	0.37%	\$ 6,342.24	\$ 6,555.67
MGS-S Customer 1738	\$ 16,093.71	\$ 16,282.20	1.17%	\$ 52,630.66	\$ 52,819.15	0.36%	\$ 5,777.39	\$ 5,979.04
MGS-S Customer 1739	\$ 14,669.24	\$ 14,851.12	1.24%	\$ 48,034.23	\$ 48,216.11	0.38%	\$ 5,311.64	\$ 5,505.52
MGS-S Customer 1740	\$ 13,226.21	\$ 13,401.84	1.33%	\$ 40,256.42	\$ 40,432.05	0.44%	\$ 4,868.33	\$ 5,046.16
MGS-S Customer 1741	\$ 5,282.08	\$ 5,421.89	2.65%	\$ 11,900.23	\$ 12,040.04	1.17%	\$ 2,325.42	\$ 2,414.95
MGS-S Customer 1742	\$ 2,377.08	\$ 2,476.18	4.17%	\$ 6,756.69	\$ 6,855.79	1.47%	\$ 1,206.97	\$ 1,277.24
MGS-S Customer 1743	\$ 6,432.54	\$ 6,577.44	2.25%	\$ 17,513.26	\$ 17,658.16	0.83%	\$ 2,685.21	\$ 2,784.74
MGS-S Customer 1744	\$ 9,273.62	\$ 9,431.63	1.70%	\$ 27,618.19	\$ 27,776.20	0.57%	\$ 3,608.08	\$ 3,722.37
MGS-S Customer 1745	\$ 25,607.60	\$ 25,842.65	0.92%	\$ 87,922.43	\$ 88,157.48	0.27%	\$ 8,859.38	\$ 9,135.79
MGS-S Customer 1746	\$ 2,867.97	\$ 2,969.38	3.54%	\$ 11,694.84	\$ 11,796.25	0.87%	\$ 1,360.19	\$ 1,412.15
MGS-S Customer 1747	\$ 7,625.37	\$ 7,775.64	1.97%	\$ 21,846.17	\$ 21,996.44	0.69%	\$ 3,066.42	\$ 3,179.31
MGS-S Customer 1748	\$ 15,367.08	\$ 15,523.26	1.02%	\$ 68,885.44	\$ 69,041.62	0.23%	\$ 5,257.57	\$ 5,467.02
MGS-S Customer 1749	\$ 3,860.06	\$ 3,965.88	2.74%	\$ 16,367.02	\$ 16,472.84	0.65%	\$ 1,671.85	\$ 1,732.16
MGS-S Customer 1750	\$ 10,108.21	\$ 10,242.22	1.33%	\$ 36,631.78	\$ 36,765.79	0.37%	\$ 3,677.90	\$ 3,818.37
MGS-S Customer 1751	\$ 2,296.29	\$ 2,422.06	5.48%	\$ 6,353.79	\$ 6,479.56	1.98%	\$ 1,330.91	\$ 1,390.54
MGS-S Customer 1752	\$ 5,547.08	\$ 5,687.62	2.53%	\$ 15,213.90	\$ 15,354.44	0.92%	\$ 2,383.63	\$ 2,488.68
MGS-S Customer 1753	\$ 21,272.54	\$ 21,484.29	1.00%	\$ 72,627.20	\$ 72,838.95	0.29%	\$ 7,426.51	\$ 7,683.08
MGS-S Customer 1754	\$ 705.40	\$ 796.48	12.91%	\$ 8,883.82	\$ 8,974.90	1.03%	\$ 629.64	\$ 662.11
MGS-S Customer 1755	\$ 4,523.75	\$ 4,633.03	2.42%	\$ 18,803.28	\$ 18,912.56	0.58%	\$ 1,905.06	\$ 1,945.65
MGS-S Customer 1756	\$ 10,295.46	\$ 10,456.33	1.56%	\$ 45,863.45	\$ 46,024.32	0.35%	\$ 3,820.19	\$ 3,960.68
MGS-S Customer 1757	\$ 7,901.54	\$ 8,025.77	1.57%	\$ 29,575.19	\$ 29,699.42	0.42%	\$ 2,976.84	\$ 3,078.63

Internal Use

Customer	Delivery 1/24 Prices	Delivery 8/24 Prices	Delivery % Difference	Bundled 1/24 Prices	Bundled 8/24 Prices	Bundled % Difference	Distribution 8/24 Prices	Distribution 1/25 Prices
MGS-S Customer 1758	\$ 8,812.97	\$ 8,941.38	1.46%	\$ 32,828.79	\$ 32,957.20	0.39%	\$ 3,271.69	\$ 3,379.65
MGS-S Customer 1759	\$ 7,300.28	\$ 7,422.48	1.67%	\$ 22,145.42	\$ 22,267.62	0.55%	\$ 2,828.24	\$ 2,915.11
MGS-S Customer 1760	\$ 21,939.53	\$ 22,154.94	0.98%	\$ 81,137.25	\$ 81,352.66	0.27%	\$ 7,652.88	\$ 7,845.12
MGS-S Customer 1761	\$ 4,719.03	\$ 4,829.38	2.34%	\$ 11,533.72	\$ 11,644.07	0.96%	\$ 1,996.71	\$ 2,074.23
MGS-S Customer 1762	\$ 5,882.33	\$ 5,997.69	1.96%	\$ 18,730.82	\$ 18,846.18	0.62%	\$ 2,350.48	\$ 2,437.17
MGS-S Customer 1763	\$ 1,996.03	\$ 2,092.80	4.85%	\$ 12,569.99	\$ 12,666.76	0.77%	\$ 1,039.49	\$ 1,098.80
MGS-S Customer 1764	\$ 3,542.66	\$ 3,675.33	3.74%	\$ 5,752.52	\$ 5,885.19	2.31%	\$ 1,782.84	\$ 1,838.24
MGS-S Customer 1765	\$ 6,137.05	\$ 6,280.05	2.33%	\$ 22,404.77	\$ 22,547.77	0.64%	\$ 2,550.01	\$ 2,644.37
MGS-S Customer 1766	\$ 5,150.64	\$ 5,262.35	2.17%	\$ 19,035.96	\$ 19,147.67	0.59%	\$ 2,093.02	\$ 2,174.89
MGS-S Customer 1767	\$ 5,168.72	\$ 5,306.65	2.67%	\$ 29,722.73	\$ 29,860.66	0.46%	\$ 2,181.51	\$ 2,242.48
MGS-S Customer 1768	\$ 4,378.12	\$ 4,487.05	2.49%	\$ 12,093.20	\$ 12,202.13	0.90%	\$ 1,888.15	\$ 1,945.12
MGS-S Customer 1769	\$ 808.84	\$ 927.87	14.72%	\$ 1,115.41	\$ 1,234.44	10.67%	\$ 853.12	\$ 897.70
MGS-S Customer 1770	\$ 3,840.01	\$ 3,946.19	2.77%	\$ 11,284.40	\$ 11,390.58	0.94%	\$ 1,698.79	\$ 1,761.57
MGS-S Customer 1771	\$ 2,833.75	\$ 2,932.68	3.49%	\$ 31,417.72	\$ 31,516.65	0.31%	\$ 1,194.72	\$ 1,264.19
MGS-S Customer 1772	\$ 10,219.42	\$ 10,381.79	1.59%	\$ 27,549.68	\$ 27,712.05	0.59%	\$ 3,924.06	\$ 4,063.08
MGS-S Customer 1773	\$ 3,851.18	\$ 3,956.97	2.75%	\$ 20,304.81	\$ 20,410.60	0.52%	\$ 1,659.17	\$ 1,696.09
MGS-S Customer 1774	\$ 2,309.43	\$ 2,434.45	5.41%	\$ 12,100.34	\$ 12,225.36	1.03%	\$ 1,284.54	\$ 1,357.37
MGS-S Customer 1775	\$ 6,186.33	\$ 6,330.38	2.33%	\$ 15,853.04	\$ 15,997.09	0.91%	\$ 2,620.05	\$ 2,706.48
MGS-S Customer 1776	\$ 3,964.10	\$ 4,097.90	3.38%	\$ 6,221.95	\$ 6,355.75	2.15%	\$ 1,903.26	\$ 1,987.29
MGS-S Customer 1777	\$ 10,211.45	\$ 10,373.90	1.59%	\$ 22,045.51	\$ 22,207.96	0.74%	\$ 3,940.74	\$ 4,104.59
MGS-S Customer 1778	\$ 6,794.22	\$ 6,940.77	2.16%	\$ 19,400.13	\$ 19,546.68	0.76%	\$ 2,800.30	\$ 2,899.34
MGS-S Customer 1779	\$ 5,043.78	\$ 5,182.20	2.74%	\$ 8,836.53	\$ 8,974.95	1.57%	\$ 2,240.91	\$ 2,358.27
MGS-S Customer 1780	\$ 6,641.95	\$ 6,787.42	2.19%	\$ 15,699.06	\$ 15,844.53	0.93%	\$ 2,742.52	\$ 2,879.90
MGS-S Customer 1781	\$ 4,011.69	\$ 4,145.69	3.34%	\$ 8,724.38	\$ 8,858.38	1.54%	\$ 1,911.58	\$ 1,983.90
MGS-S Customer 1782	\$ 2,841.44	\$ 2,942.96	3.57%	\$ 12,557.05	\$ 12,658.57	0.81%	\$ 1,359.10	\$ 1,392.68
MGS-S Customer 1783	\$ 11,138.32	\$ 11,305.04	1.50%	\$ 35,298.23	\$ 35,464.95	0.47%	\$ 4,215.64	\$ 4,327.80
MGS-S Customer 1784	\$ 1,999.56	\$ 2,123.84	6.22%	\$ 5,861.67	\$ 5,985.95	2.12%	\$ 1,228.06	\$ 1,289.31
MGS-S Customer 1785	\$ 1,612.51	\$ 1,735.12	7.60%	\$ 2,997.39	\$ 3,120.00	4.09%	\$ 1,111.11	\$ 1,172.59
MGS-S Customer 1786	\$ 1,905.38	\$ 2,001.64	5.05%	\$ 13,484.97	\$ 13,581.23	0.71%	\$ 1,002.80	\$ 1,059.70
MGS-S Customer 1787	\$ 5,176.75	\$ 5,315.99	2.69%	\$ 11,155.25	\$ 11,294.49	1.25%	\$ 2,288.60	\$ 2,384.25
MGS-S Customer 1788	\$ 8,099.64	\$ 8,252.29	1.88%	\$ 22,263.76	\$ 22,416.41	0.69%	\$ 3,232.34	\$ 3,344.02
MGS-S Customer 1789	\$ 6,965.27	\$ 7,112.76	2.12%	\$ 16,026.04	\$ 16,173.53	0.92%	\$ 2,873.33	\$ 2,986.93
MGS-S Customer 1790	\$ 3,418.19	\$ 3,548.80	3.82%	\$ 10,808.76	\$ 10,939.37	1.21%	\$ 1,679.58	\$ 1,760.94
MGS-S Customer 1791	\$ 31,165.20	\$ 31,421.26	0.82%	\$ 101,752.72	\$ 102,008.78	0.25%	\$ 10,595.84	\$ 11,014.78
MGS-S Customer 1792	\$ 3,838.21	\$ 3,944.68	2.77%	\$ 14,944.30	\$ 15,050.77	0.71%	\$ 1,701.69	\$ 1,726.92
MGS-S Customer 1793	\$ 3,963.34	\$ 4,097.30	3.38%	\$ 6,311.23	\$ 6,445.19	2.12%	\$ 1,909.89	\$ 1,984.31
MGS-S Customer 1794	\$ 1,325.31	\$ 1,419.89	7.14%	\$ 2,465.09	\$ 2,559.67	3.84%	\$ 881.64	\$ 930.61
MGS-S Customer 1795	\$ 4,789.33	\$ 4,926.31	2.86%	\$ 14,661.71	\$ 14,798.69	0.93%	\$ 2,129.31	\$ 2,221.50
MGS-S Customer 1796	\$ 11,103.20	\$ 11,269.18	1.49%	\$ 34,111.33	\$ 34,277.31	0.49%	\$ 4,181.44	\$ 4,332.07
MGS-S Customer 1797	\$ 19,454.25	\$ 19,658.01	1.05%	\$ 69,053.82	\$ 69,257.58	0.30%	\$ 6,846.49	\$ 7,053.95

Internal Use

Customer	Delivery 1/24 Prices	Delivery 8/24 Prices	Delivery % Difference	Bundled 1/24 Prices	Bundled 8/24 Prices	Bundled % Difference	Distribution 8/24 Prices	Distribution 1/25 Prices
MGS-S Customer 1798	\$ 6,705.74	\$ 6,861.29	2.32%	\$ 18,744.56	\$ 18,900.11	0.83%	\$ 2,866.08	\$ 2,920.92
MGS-S Customer 1799	\$ 7,948.73	\$ 8,073.61	1.57%	\$ 28,913.83	\$ 29,038.71	0.43%	\$ 3,013.39	\$ 3,095.85
MGS-S Customer 1800	\$ 4,757.66	\$ 4,867.92	2.32%	\$ 9,570.45	\$ 9,680.71	1.15%	\$ 2,002.33	\$ 2,107.86
MGS-S Customer 1801	\$ 3,107.28	\$ 3,209.52	3.29%	\$ 9,888.83	\$ 9,991.07	1.03%	\$ 1,432.54	\$ 1,516.59
MGS-S Customer 1802	\$ 4,027.75	\$ 4,134.61	2.65%	\$ 13,099.83	\$ 13,206.69	0.82%	\$ 1,748.02	\$ 1,816.41
MGS-S Customer 1803	\$ 4,480.38	\$ 4,589.34	2.43%	\$ 13,817.09	\$ 13,926.05	0.79%	\$ 1,898.14	\$ 1,972.99
MGS-S Customer 1804	\$ 2,158.80	\$ 2,256.31	4.52%	\$ 12,867.48	\$ 12,964.99	0.76%	\$ 1,092.31	\$ 1,155.07
MGS-S Customer 1805	\$ 4,678.87	\$ 4,789.16	2.36%	\$ 10,808.09	\$ 10,918.38	1.02%	\$ 1,990.66	\$ 2,064.31
MGS-S Customer 1806	\$ 5,759.13	\$ 5,873.88	1.99%	\$ 19,112.10	\$ 19,226.85	0.60%	\$ 2,306.40	\$ 2,390.23
MGS-S Customer 1807	\$ 4,401.66	\$ 4,536.94	3.07%	\$ 13,227.39	\$ 13,362.67	1.02%	\$ 2,007.26	\$ 2,093.00
MGS-S Customer 1808	\$ 803.47	\$ 922.66	14.83%	\$ 936.02	\$ 1,055.21	12.73%	\$ 855.27	\$ 897.40
MGS-S Customer 1809	\$ 3,281.84	\$ 3,382.92	3.08%	\$ 30,828.75	\$ 30,929.83	0.33%	\$ 1,349.60	\$ 1,429.21
MGS-S Customer 1810	\$ 701.04	\$ 819.60	16.91%	\$ 701.04	\$ 819.60	16.91%	\$ 819.60	\$ 861.98
MGS-S Customer 1811	\$ 4,533.32	\$ 4,642.21	2.40%	\$ 17,191.22	\$ 17,300.11	0.63%	\$ 1,893.35	\$ 1,967.75
MGS-S Customer 1812	\$ 892.52	\$ 983.60	10.20%	\$ 18,243.46	\$ 18,334.54	0.50%	\$ 629.64	\$ 662.11
MGS-S Customer 1813	\$ 737.39	\$ 856.12	16.10%	\$ 737.73	\$ 856.46	16.09%	\$ 831.60	\$ 874.77
MGS-S Customer 1814	\$ 701.04	\$ 819.60	16.91%	\$ 701.04	\$ 819.60	16.91%	\$ 819.60	\$ 861.98
MGS-S Customer 1815	\$ 590.43	\$ 681.74	15.47%	\$ 617.85	\$ 709.16	14.78%	\$ 646.57	\$ 680.15
MGS-S Customer 1816	\$ 14,553.02	\$ 14,735.78	1.26%	\$ 47,863.16	\$ 48,045.92	0.38%	\$ 5,335.85	\$ 5,447.92
MGS-S Customer 1817	\$ 744.99	\$ 863.79	15.95%	\$ 763.27	\$ 882.07	15.56%	\$ 835.81	\$ 876.81
MGS-S Customer 1818	\$ 4,357.59	\$ 4,466.15	2.49%	\$ 10,587.59	\$ 10,696.15	1.03%	\$ 1,872.72	\$ 1,953.70
MGS-S Customer 1819	\$ 3,005.97	\$ 3,108.32	3.40%	\$ 8,261.87	\$ 8,364.22	1.24%	\$ 1,428.70	\$ 1,486.59
MGS-S Customer 1820	\$ 27,201.05	\$ 27,440.17	0.88%	\$ 76,508.11	\$ 76,747.23	0.31%	\$ 9,397.27	\$ 9,782.59
MGS-S Customer 1821	\$ 7,782.83	\$ 7,907.13	1.60%	\$ 25,589.68	\$ 25,713.98	0.49%	\$ 2,974.79	\$ 3,061.57
MGS-S Customer 1822	\$ 9,058.45	\$ 9,187.85	1.43%	\$ 32,161.99	\$ 32,291.39	0.40%	\$ 3,349.21	\$ 3,475.18
MGS-S Customer 1823	\$ 983.43	\$ 1,074.51	9.26%	\$ 22,790.42	\$ 22,881.50	0.40%	\$ 629.64	\$ 662.11
MGS-S Customer 1824	\$ 3,376.12	\$ 3,506.84	3.87%	\$ 9,665.19	\$ 9,795.91	1.35%	\$ 1,681.61	\$ 1,751.71
MGS-S Customer 1825	\$ 2,754.21	\$ 2,882.08	4.64%	\$ 7,412.05	\$ 7,539.92	1.73%	\$ 1,480.71	\$ 1,546.53
MGS-S Customer 1826	\$ 701.07	\$ 792.15	12.99%	\$ 8,666.96	\$ 8,758.04	1.05%	\$ 629.64	\$ 662.11
MGS-S Customer 1827	\$ 790.08	\$ 881.16	11.53%	\$ 13,119.47	\$ 13,210.55	0.69%	\$ 629.64	\$ 662.11
MGS-S Customer 1828	\$ 3,825.66	\$ 3,931.87	2.78%	\$ 11,771.67	\$ 11,877.88	0.90%	\$ 1,696.38	\$ 1,751.36
MGS-S Customer 1829	\$ 9,026.53	\$ 9,181.68	1.72%	\$ 39,491.51	\$ 39,646.66	0.39%	\$ 3,418.63	\$ 3,555.76
MGS-S Customer 1830	\$ 4,987.19	\$ 5,098.00	2.22%	\$ 19,385.78	\$ 19,496.59	0.57%	\$ 2,030.99	\$ 2,115.00
MGS-S Customer 1831	\$ 5,969.00	\$ 6,110.62	2.37%	\$ 24,928.88	\$ 25,070.50	0.57%	\$ 2,460.89	\$ 2,570.22
MGS-S Customer 1832	\$ 3,874.53	\$ 3,980.35	2.73%	\$ 15,555.13	\$ 15,660.95	0.68%	\$ 1,675.88	\$ 1,744.91
MGS-S Customer 1833	\$ 40,786.20	\$ 41,081.68	0.72%	\$ 189,722.03	\$ 190,017.51	0.16%	\$ 13,360.44	\$ 13,804.00
MGS-S Customer 1834	\$ 22,478.94	\$ 22,692.85	0.95%	\$ 110,644.79	\$ 110,858.70	0.19%	\$ 7,580.06	\$ 7,842.36
MGS-S Customer 1835	\$ 4,077.40	\$ 4,210.67	3.27%	\$ 17,881.94	\$ 18,015.21	0.75%	\$ 1,864.11	\$ 1,943.96
MGS-S Customer 1836	\$ 6,921.70	\$ 7,068.32	2.12%	\$ 25,763.21	\$ 25,909.83	0.57%	\$ 2,803.63	\$ 2,898.54
MGS-S Customer 1837	\$ 20,057.81	\$ 20,261.66	1.02%	\$ 91,285.21	\$ 91,489.06	0.22%	\$ 6,871.32	\$ 7,118.96

Internal Use

Customer	Delivery 1/24 Prices	Delivery 8/24 Prices	Delivery % Difference	Bundled 1/24 Prices	Bundled 8/24 Prices	Bundled % Difference	Distribution 8/24 Prices	Distribution 1/25 Prices
MGS-S Customer 1838	\$ 3,432.03	\$ 3,562.79	3.81%	\$ 11,692.95	\$ 11,823.71	1.12%	\$ 1,685.29	\$ 1,757.64
MGS-S Customer 1839	\$ 5,784.89	\$ 5,925.82	2.44%	\$ 24,823.96	\$ 24,964.89	0.57%	\$ 2,406.63	\$ 2,502.97
MGS-S Customer 1840	\$ 9,613.93	\$ 9,772.59	1.65%	\$ 37,124.05	\$ 37,282.71	0.43%	\$ 3,656.39	\$ 3,776.92
MGS-S Customer 1841	\$ 5,614.76	\$ 5,755.05	2.50%	\$ 23,188.74	\$ 23,329.03	0.60%	\$ 2,360.41	\$ 2,453.64
MGS-S Customer 1842	\$ 3,437.41	\$ 3,541.31	3.02%	\$ 13,907.96	\$ 14,011.86	0.75%	\$ 1,538.29	\$ 1,600.27
MGS-S Customer 1843	\$ 4,306.94	\$ 4,414.97	2.51%	\$ 15,331.10	\$ 15,439.13	0.70%	\$ 1,830.14	\$ 1,899.73
MGS-S Customer 1844	\$ 23,558.89	\$ 23,778.12	0.93%	\$ 112,940.50	\$ 113,159.73	0.19%	\$ 7,950.02	\$ 8,207.45
MGS-S Customer 1845	\$ 4,082.46	\$ 4,215.88	3.27%	\$ 15,975.48	\$ 16,108.90	0.84%	\$ 1,876.18	\$ 1,960.14
MGS-S Customer 1846	\$ 5,462.90	\$ 5,602.82	2.56%	\$ 20,187.49	\$ 20,327.41	0.69%	\$ 2,332.43	\$ 2,419.86
MGS-S Customer 1847	\$ 4,976.33	\$ 5,087.23	2.23%	\$ 17,542.36	\$ 17,653.26	0.63%	\$ 2,038.76	\$ 2,124.60
MGS-S Customer 1848	\$ 29,051.69	\$ 29,295.00	0.84%	\$ 138,671.68	\$ 138,914.99	0.18%	\$ 9,661.62	\$ 9,984.29
MGS-S Customer 1849	\$ 6,166.62	\$ 6,309.34	2.31%	\$ 26,090.20	\$ 26,232.92	0.55%	\$ 2,532.43	\$ 2,629.28
MGS-S Customer 1850	\$ 4,159.15	\$ 4,266.34	2.58%	\$ 15,669.61	\$ 15,776.80	0.68%	\$ 1,773.35	\$ 1,845.56
MGS-S Customer 1851	\$ 4,727.60	\$ 4,837.30	2.32%	\$ 19,490.81	\$ 19,600.51	0.56%	\$ 1,948.36	\$ 2,019.58
MGS-S Customer 1852	\$ 5,034.95	\$ 5,172.74	2.74%	\$ 20,107.01	\$ 20,244.80	0.69%	\$ 2,182.74	\$ 2,268.55
MGS-S Customer 1853	\$ 55,562.14	\$ 55,921.69	0.65%	\$ 270,432.68	\$ 270,792.23	0.13%	\$ 17,904.26	\$ 18,496.70
MGS-S Customer 1854	\$ 9,798.95	\$ 9,957.72	1.62%	\$ 42,369.69	\$ 42,528.46	0.37%	\$ 3,671.53	\$ 3,808.95
MGS-S Customer 1855	\$ 30,884.88	\$ 31,141.88	0.83%	\$ 139,869.57	\$ 140,126.57	0.18%	\$ 10,314.71	\$ 10,664.31
MGS-S Customer 1856	\$ 11,174.92	\$ 11,338.96	1.47%	\$ 58,433.23	\$ 58,597.27	0.28%	\$ 4,041.83	\$ 4,183.32
MGS-S Customer 1857	\$ 5,011.59	\$ 5,122.44	2.21%	\$ 21,167.10	\$ 21,277.95	0.52%	\$ 2,031.12	\$ 2,109.90
MGS-S Customer 1858	\$ 5,806.98	\$ 5,948.25	2.43%	\$ 22,421.03	\$ 22,562.30	0.63%	\$ 2,430.64	\$ 2,528.04
MGS-S Customer 1859	\$ 4,053.04	\$ 4,186.43	3.29%	\$ 16,177.90	\$ 16,311.29	0.82%	\$ 1,870.43	\$ 1,946.61
MGS-S Customer 1860	\$ 3,946.10	\$ 4,079.64	3.38%	\$ 10,408.85	\$ 10,542.39	1.28%	\$ 1,878.74	\$ 1,948.11
MGS-S Customer 1861	\$ 9,513.01	\$ 9,671.48	1.67%	\$ 33,741.48	\$ 33,899.95	0.47%	\$ 3,643.64	\$ 3,765.40
MGS-S Customer 1862	\$ 4,004.31	\$ 4,110.73	2.66%	\$ 16,494.01	\$ 16,600.43	0.65%	\$ 1,716.94	\$ 1,783.73
MGS-S Customer 1863	\$ 3,900.81	\$ 4,034.01	3.41%	\$ 7,780.06	\$ 7,913.26	1.71%	\$ 1,864.28	\$ 1,955.37
MGS-S Customer 1864	\$ 5,652.02	\$ 5,791.23	2.46%	\$ 36,010.51	\$ 36,149.72	0.39%	\$ 2,284.62	\$ 2,375.57
MGS-S Customer 1865	\$ 3,937.14	\$ 4,069.87	3.37%	\$ 16,690.79	\$ 16,823.52	0.80%	\$ 1,825.30	\$ 1,902.07
MGS-S Customer 1866	\$ 7,575.02	\$ 7,723.71	1.96%	\$ 34,966.42	\$ 35,115.11	0.43%	\$ 2,956.14	\$ 3,068.49
MGS-S Customer 1867	\$ 10,819.61	\$ 10,982.71	1.51%	\$ 48,707.84	\$ 48,870.94	0.33%	\$ 3,979.21	\$ 4,127.91
MGS-S Customer 1868	\$ 9,311.11	\$ 9,467.62	1.68%	\$ 39,781.92	\$ 39,938.43	0.39%	\$ 3,515.04	\$ 3,655.10
MGS-S Customer 1869	\$ 10,048.38	\$ 10,208.00	1.59%	\$ 44,080.67	\$ 44,240.29	0.36%	\$ 3,737.50	\$ 3,887.97
MGS-S Customer 1870	\$ 4,093.91	\$ 4,200.67	2.61%	\$ 18,085.72	\$ 18,192.48	0.59%	\$ 1,739.36	\$ 1,803.65
MGS-S Customer 1871	\$ 6,333.45	\$ 6,476.93	2.27%	\$ 25,849.23	\$ 25,992.71	0.56%	\$ 2,588.13	\$ 2,691.46
MGS-S Customer 1872	\$ 4,416.26	\$ 4,551.14	3.05%	\$ 18,409.79	\$ 18,544.67	0.73%	\$ 1,978.04	\$ 2,060.85
MGS-S Customer 1873	\$ 3,378.90	\$ 3,509.56	3.87%	\$ 10,655.21	\$ 10,785.87	1.23%	\$ 1,676.87	\$ 1,745.34
MGS-S Customer 1874	\$ 11,245.54	\$ 11,412.63	1.49%	\$ 33,184.16	\$ 33,351.25	0.50%	\$ 4,251.12	\$ 4,385.53
MGS-S Customer 1875	\$ 1,946.76	\$ 2,042.73	4.93%	\$ 18,608.69	\$ 18,704.66	0.52%	\$ 982.24	\$ 1,037.79
MGS-S Customer 1876	\$ 8,418.86	\$ 8,546.18	1.51%	\$ 28,675.64	\$ 28,802.96	0.44%	\$ 3,183.28	\$ 3,263.52
MGS-S Customer 1877	\$ 8,139.05	\$ 8,264.97	1.55%	\$ 27,536.45	\$ 27,662.37	0.46%	\$ 3,087.38	\$ 3,173.86

Internal Use

Customer	Delivery 1/24 Prices	Delivery 8/24 Prices	Delivery % Difference	Bundled 1/24 Prices	Bundled 8/24 Prices	Bundled % Difference	Distribution 8/24 Prices	Distribution 1/25 Prices
MGS-S Customer 1878	\$ 17,911.64	\$ 18,107.88	1.10%	\$ 68,127.66	\$ 68,323.90	0.29%	\$ 6,315.74	\$ 6,511.84
MGS-S Customer 1879	\$ 756.05	\$ 874.61	15.68%	\$ 3,452.44	\$ 3,571.00	3.43%	\$ 819.60	\$ 861.98
MGS-S Customer 1880	\$ 11,581.19	\$ 11,723.61	1.23%	\$ 37,633.31	\$ 37,775.73	0.38%	\$ 4,238.41	\$ 4,320.16
MGS-S Customer 1881	\$ 8,229.11	\$ 8,381.93	1.86%	\$ 25,657.40	\$ 25,810.22	0.60%	\$ 3,247.91	\$ 3,367.56
MGS-S Customer 1882	\$ 747.22	\$ 865.99	15.89%	\$ 772.93	\$ 891.70	15.37%	\$ 834.67	\$ 878.04
MGS-S Customer 1883	\$ 7,189.99	\$ 7,307.69	1.64%	\$ 48,559.26	\$ 48,676.96	0.24%	\$ 2,546.45	\$ 2,704.43
MGS-S Customer 1884	\$ 3,286.92	\$ 3,417.31	3.97%	\$ 3,634.28	\$ 3,764.67	3.59%	\$ 1,670.76	\$ 1,768.87
MGS-S Customer 1885	\$ 6,547.98	\$ 6,666.36	1.81%	\$ 18,424.77	\$ 18,543.15	0.64%	\$ 2,571.15	\$ 2,679.77
MGS-S Customer 1886	\$ 5,776.69	\$ 5,891.17	1.98%	\$ 22,037.10	\$ 22,151.58	0.52%	\$ 2,289.31	\$ 2,376.46
MGS-S Customer 1887	\$ 6,513.86	\$ 6,632.17	1.82%	\$ 18,735.62	\$ 18,853.93	0.63%	\$ 2,562.99	\$ 2,663.80
MGS-S Customer 1888	\$ 6,158.56	\$ 6,275.22	1.89%	\$ 17,032.00	\$ 17,148.66	0.68%	\$ 2,448.09	\$ 2,550.37
MGS-S Customer 1889	\$ 4,718.85	\$ 4,855.36	2.89%	\$ 13,637.36	\$ 13,773.87	1.00%	\$ 2,101.71	\$ 2,206.52
MGS-S Customer 1890	\$ 7,297.35	\$ 7,418.92	1.67%	\$ 24,546.25	\$ 24,667.82	0.50%	\$ 2,793.78	\$ 2,901.60
MGS-S Customer 1891	\$ 1,463.96	\$ 1,557.91	6.42%	\$ 16,159.30	\$ 16,253.25	0.58%	\$ 836.13	\$ 882.12
MGS-S Customer 1892	\$ 12,275.75	\$ 12,447.89	1.40%	\$ 42,532.77	\$ 42,704.91	0.40%	\$ 4,584.39	\$ 4,674.59
MGS-S Customer 1893	\$ 7,530.07	\$ 7,679.11	1.98%	\$ 29,614.95	\$ 29,763.99	0.50%	\$ 2,979.62	\$ 3,090.04
MGS-S Customer 1894	\$ 6,196.89	\$ 6,340.78	2.32%	\$ 14,692.62	\$ 14,836.51	0.98%	\$ 2,617.57	\$ 2,722.41
MGS-S Customer 1895	\$ 9,549.01	\$ 9,680.32	1.38%	\$ 36,039.33	\$ 36,170.64	0.36%	\$ 3,487.07	\$ 3,623.75
MGS-S Customer 1896	\$ 6,110.38	\$ 6,253.70	2.35%	\$ 18,958.76	\$ 19,102.08	0.76%	\$ 2,569.62	\$ 2,658.03
MGS-S Customer 1897	\$ 4,650.60	\$ 4,787.39	2.94%	\$ 12,221.48	\$ 12,358.27	1.12%	\$ 2,108.93	\$ 2,186.50
MGS-S Customer 1898	\$ 7,246.25	\$ 7,368.64	1.69%	\$ 19,268.62	\$ 19,391.01	0.64%	\$ 2,836.93	\$ 2,914.29
MGS-S Customer 1899	\$ 539.33	\$ 630.41	16.89%	\$ 577.15	\$ 668.23	15.78%	\$ 629.64	\$ 662.11
MGS-S Customer 1900	\$ 5,453.93	\$ 5,567.15	2.08%	\$ 18,606.71	\$ 18,719.93	0.61%	\$ 2,200.60	\$ 2,286.10
MGS-S Customer 1901	\$ 3,870.62	\$ 4,003.63	3.44%	\$ 11,176.64	\$ 11,309.65	1.19%	\$ 1,843.20	\$ 1,916.88
MGS-S Customer 1902	\$ 2,080.12	\$ 2,204.81	5.99%	\$ 4,574.61	\$ 4,699.30	2.73%	\$ 1,259.68	\$ 1,328.61
MGS-S Customer 1903	\$ 2,330.10	\$ 2,456.17	5.41%	\$ 6,302.82	\$ 6,428.89	2.00%	\$ 1,348.73	\$ 1,401.37
MGS-S Customer 1904	\$ 802.03	\$ 893.11	11.36%	\$ 13,717.25	\$ 13,808.33	0.66%	\$ 629.64	\$ 662.11
MGS-S Customer 1905	\$ 8,256.66	\$ 8,382.45	1.52%	\$ 29,159.37	\$ 29,285.16	0.43%	\$ 3,092.88	\$ 3,210.80
MGS-S Customer 1906	\$ 1,178.22	\$ 1,270.99	7.87%	\$ 14,486.85	\$ 14,579.62	0.64%	\$ 751.15	\$ 791.58
MGS-S Customer 1907	\$ 718.89	\$ 809.97	12.67%	\$ 9,558.44	\$ 9,649.52	0.95%	\$ 629.64	\$ 662.11
MGS-S Customer 1908	\$ 1,729.90	\$ 1,825.19	5.51%	\$ 15,104.80	\$ 15,200.09	0.63%	\$ 932.80	\$ 985.11
MGS-S Customer 1909	\$ 2,549.51	\$ 2,647.85	3.86%	\$ 23,480.44	\$ 23,578.78	0.42%	\$ 1,152.44	\$ 1,219.14
MGS-S Customer 1910	\$ 1,455.83	\$ 1,550.91	6.53%	\$ 3,603.99	\$ 3,699.07	2.64%	\$ 917.93	\$ 969.27
MGS-S Customer 1911	\$ 4,370.86	\$ 4,506.01	3.09%	\$ 16,025.98	\$ 16,161.13	0.84%	\$ 1,990.09	\$ 2,058.55
MGS-S Customer 1912	\$ 558.51	\$ 649.67	16.32%	\$ 630.50	\$ 721.66	14.46%	\$ 635.74	\$ 668.61
MGS-S Customer 1913	\$ 5,189.39	\$ 5,328.42	2.68%	\$ 12,378.86	\$ 12,517.89	1.12%	\$ 2,277.56	\$ 2,381.95
MGS-S Customer 1914	\$ 2,739.96	\$ 2,839.91	3.65%	\$ 15,775.62	\$ 15,875.57	0.63%	\$ 1,268.46	\$ 1,342.76
MGS-S Customer 1915	\$ 55,067.07	\$ 55,437.11	0.67%	\$ 138,433.84	\$ 138,803.88	0.27%	\$ 18,646.37	\$ 19,260.50
MGS-S Customer 1916	\$ 5,703.55	\$ 5,817.85	2.00%	\$ 20,784.18	\$ 20,898.48	0.55%	\$ 2,275.18	\$ 2,358.63
MGS-S Customer 1917	\$ 1,392.45	\$ 1,487.33	6.81%	\$ 2,626.95	\$ 2,721.83	3.61%	\$ 903.16	\$ 953.54

Internal Use

Customer	Delivery 1/24 Prices	Delivery 8/24 Prices	Delivery % Difference	Bundled 1/24 Prices	Bundled 8/24 Prices	Bundled % Difference	Distribution 8/24 Prices	Distribution 1/25 Prices
MGS-S Customer 1918	\$ 1,081.25	\$ 1,174.73	8.65%	\$ 2,061.63	\$ 2,155.11	4.53%	\$ 802.16	\$ 845.92
MGS-S Customer 1919	\$ 1,503.73	\$ 1,625.30	8.08%	\$ 8,656.98	\$ 8,778.55	1.40%	\$ 1,036.37	\$ 1,092.95
MGS-S Customer 1920	\$ 4,486.74	\$ 4,622.46	3.02%	\$ 13,998.05	\$ 14,133.77	0.97%	\$ 2,035.94	\$ 2,116.56
MGS-S Customer 1921	\$ 4,797.50	\$ 4,934.47	2.86%	\$ 15,617.47	\$ 15,754.44	0.88%	\$ 2,127.10	\$ 2,217.18
MGS-S Customer 1922	\$ 10,462.63	\$ 10,624.38	1.55%	\$ 42,789.99	\$ 42,951.74	0.38%	\$ 3,888.51	\$ 4,045.11
MGS-S Customer 1923	\$ 13,560.38	\$ 13,737.97	1.31%	\$ 48,758.16	\$ 48,935.75	0.36%	\$ 4,929.07	\$ 5,114.33
MGS-S Customer 1924	\$ 9,356.60	\$ 9,514.10	1.68%	\$ 34,070.80	\$ 34,228.30	0.46%	\$ 3,579.67	\$ 3,709.41
MGS-S Customer 1925	\$ 6,510.33	\$ 6,655.58	2.23%	\$ 19,454.12	\$ 19,599.37	0.75%	\$ 2,705.77	\$ 2,796.68
MGS-S Customer 1926	\$ 835.10	\$ 926.18	10.91%	\$ 15,371.38	\$ 15,462.46	0.59%	\$ 629.64	\$ 662.11
MGS-S Customer 1927	\$ 5,722.04	\$ 5,866.28	2.52%	\$ 18,583.56	\$ 18,727.80	0.78%	\$ 2,448.81	\$ 2,545.02
MGS-S Customer 1928	\$ 3,155.61	\$ 3,285.15	4.11%	\$ 9,133.89	\$ 9,263.43	1.42%	\$ 1,602.13	\$ 1,678.82
MGS-S Customer 1929	\$ 4,581.64	\$ 4,690.92	2.39%	\$ 15,891.57	\$ 16,000.85	0.69%	\$ 1,919.90	\$ 1,994.00
MGS-S Customer 1930	\$ 780.76	\$ 872.94	11.81%	\$ 916.28	\$ 1,008.46	10.06%	\$ 708.67	\$ 746.31
MGS-S Customer 1931	\$ 7,494.47	\$ 7,617.24	1.64%	\$ 21,861.75	\$ 21,984.52	0.56%	\$ 2,879.38	\$ 2,991.28
MGS-S Customer 1932	\$ 13,757.14	\$ 13,907.82	1.10%	\$ 49,488.07	\$ 49,638.75	0.30%	\$ 4,855.78	\$ 5,025.76
MGS-S Customer 1933	\$ 5,550.75	\$ 5,664.53	2.05%	\$ 18,461.06	\$ 18,574.84	0.62%	\$ 2,238.02	\$ 2,320.84
MGS-S Customer 1934	\$ 1,707.24	\$ 1,831.46	7.28%	\$ 2,822.45	\$ 2,946.67	4.40%	\$ 1,152.81	\$ 1,215.13
MGS-S Customer 1935	\$ 1,448.00	\$ 1,541.98	6.49%	\$ 15,076.80	\$ 15,170.78	0.62%	\$ 838.04	\$ 884.16
MGS-S Customer 1936	\$ 711.35	\$ 802.43	12.80%	\$ 9,181.60	\$ 9,272.68	0.99%	\$ 629.64	\$ 662.11
MGS-S Customer 1937	\$ 707.10	\$ 798.92	12.99%	\$ 1,094.34	\$ 1,186.16	8.39%	\$ 682.66	\$ 718.60
MGS-S Customer 1938	\$ 1,276.86	\$ 1,397.93	9.48%	\$ 2,616.03	\$ 2,737.10	4.63%	\$ 1,000.64	\$ 1,054.88
MGS-S Customer 1939	\$ 6,523.74	\$ 6,669.52	2.23%	\$ 20,166.82	\$ 20,312.60	0.72%	\$ 2,705.86	\$ 2,801.63
MGS-S Customer 1940	\$ 1,919.56	\$ 2,043.98	6.48%	\$ 5,306.34	\$ 5,430.76	2.34%	\$ 1,207.33	\$ 1,267.94
MGS-S Customer 1941	\$ 6,744.39	\$ 6,863.84	1.77%	\$ 20,032.11	\$ 20,151.56	0.60%	\$ 2,639.73	\$ 2,735.07
MGS-S Customer 1942	\$ 9,500.25	\$ 9,631.94	1.39%	\$ 31,194.12	\$ 31,325.81	0.42%	\$ 3,510.27	\$ 3,639.08
MGS-S Customer 1943	\$ 2,255.00	\$ 2,380.40	5.56%	\$ 5,253.28	\$ 5,378.68	2.39%	\$ 1,312.31	\$ 1,386.96
MGS-S Customer 1944	\$ 1,409.65	\$ 1,531.32	8.63%	\$ 4,359.02	\$ 4,480.69	2.79%	\$ 1,039.58	\$ 1,088.38
MGS-S Customer 1945	\$ 4,307.44	\$ 4,443.17	3.15%	\$ 10,084.61	\$ 10,220.34	1.35%	\$ 2,023.06	\$ 2,074.47
MGS-S Customer 1946	\$ 8,214.09	\$ 8,366.41	1.85%	\$ 27,676.51	\$ 27,828.83	0.55%	\$ 3,218.81	\$ 3,350.56
MGS-S Customer 1947	\$ 8,539.65	\$ 8,693.91	1.81%	\$ 26,451.62	\$ 26,605.88	0.58%	\$ 3,350.31	\$ 3,472.43
MGS-S Customer 1948	\$ 19,939.42	\$ 20,144.40	1.03%	\$ 72,576.69	\$ 72,781.67	0.28%	\$ 6,954.18	\$ 7,211.58
MGS-S Customer 1949	\$ 4,976.68	\$ 5,088.02	2.24%	\$ 10,973.24	\$ 11,084.58	1.01%	\$ 2,075.09	\$ 2,174.06
MGS-S Customer 1950	\$ 758.13	\$ 849.21	12.01%	\$ 11,521.42	\$ 11,612.50	0.79%	\$ 629.64	\$ 662.11
MGS-S Customer 1951	\$ 9,324.91	\$ 9,481.99	1.68%	\$ 33,983.81	\$ 34,140.89	0.46%	\$ 3,557.23	\$ 3,702.06
MGS-S Customer 1952	\$ 1,089.06	\$ 1,209.36	11.05%	\$ 1,546.11	\$ 1,666.41	7.78%	\$ 944.59	\$ 995.16
MGS-S Customer 1953	\$ 3,151.67	\$ 3,254.50	3.26%	\$ 10,051.71	\$ 10,154.54	1.02%	\$ 1,464.30	\$ 1,526.42
MGS-S Customer 1954	\$ 25,914.70	\$ 26,147.33	0.90%	\$ 91,419.77	\$ 91,652.40	0.25%	\$ 8,904.52	\$ 9,202.75
MGS-S Customer 1955	\$ 1,206.11	\$ 1,300.72	7.84%	\$ 1,836.85	\$ 1,931.46	5.15%	\$ 868.85	\$ 885.97
MGS-S Customer 1956	\$ 4,653.10	\$ 4,789.94	2.94%	\$ 10,344.12	\$ 10,480.96	1.32%	\$ 2,116.25	\$ 2,202.56
MGS-S Customer 1957	\$ 2,722.71	\$ 2,850.57	4.70%	\$ 6,914.93	\$ 7,042.79	1.85%	\$ 1,477.45	\$ 1,537.69

Internal Use

Customer	Delivery 1/24 Prices	Delivery 8/24 Prices	Delivery % Difference	Bundled 1/24 Prices	Bundled 8/24 Prices	Bundled % Difference	Distribution 8/24 Prices	Distribution 1/25 Prices
MGS-S Customer 1958	\$ 7,664.00	\$ 7,787.55	1.61%	\$ 23,795.74	\$ 23,919.29	0.52%	\$ 2,930.68	\$ 3,036.25
MGS-S Customer 1959	\$ 4,748.04	\$ 4,885.24	2.89%	\$ 11,312.49	\$ 11,449.69	1.21%	\$ 2,142.44	\$ 2,229.48
MGS-S Customer 1960	\$ 538.56	\$ 629.64	16.91%	\$ 538.56	\$ 629.64	16.91%	\$ 629.64	\$ 662.11
MGS-S Customer 1961	\$ 3,737.13	\$ 3,869.82	3.55%	\$ 8,863.57	\$ 8,996.26	1.50%	\$ 1,817.61	\$ 1,884.53
MGS-S Customer 1962	\$ 6,868.80	\$ 7,015.49	2.14%	\$ 18,368.30	\$ 18,514.99	0.80%	\$ 2,819.11	\$ 2,937.15
MGS-S Customer 1963	\$ 7,751.80	\$ 7,875.25	1.59%	\$ 38,419.94	\$ 38,543.39	0.32%	\$ 2,899.71	\$ 2,952.40
MGS-S Customer 1964	\$ 18,953.92	\$ 19,155.55	1.06%	\$ 58,425.16	\$ 58,626.79	0.35%	\$ 6,714.62	\$ 6,960.28
MGS-S Customer 1965	\$ 8,839.46	\$ 8,968.89	1.46%	\$ 26,774.29	\$ 26,903.72	0.48%	\$ 3,336.01	\$ 3,428.57
MGS-S Customer 1966	\$ 3,557.22	\$ 3,689.17	3.71%	\$ 6,942.40	\$ 7,074.35	1.90%	\$ 1,766.52	\$ 1,834.69
MGS-S Customer 1967	\$ 8,152.70	\$ 8,304.36	1.86%	\$ 27,234.73	\$ 27,386.39	0.56%	\$ 3,182.44	\$ 3,336.85
MGS-S Customer 1968	\$ 21,648.78	\$ 21,862.18	0.99%	\$ 75,199.36	\$ 75,412.76	0.28%	\$ 7,541.86	\$ 7,798.00
MGS-S Customer 1969	\$ 5,266.39	\$ 5,378.53	2.13%	\$ 20,030.97	\$ 20,143.11	0.56%	\$ 2,124.84	\$ 2,209.42
MGS-S Customer 1970	\$ 6,185.21	\$ 6,354.11	2.73%	\$ 21,322.86	\$ 21,491.76	0.79%	\$ 2,742.71	\$ 2,842.98
MGS-S Customer 1971	\$ 4,288.93	\$ 4,396.72	2.51%	\$ 16,142.30	\$ 16,250.09	0.67%	\$ 1,815.37	\$ 1,888.34
MGS-S Customer 1972	\$ 725.25	\$ 816.33	12.56%	\$ 9,876.63	\$ 9,967.71	0.92%	\$ 629.64	\$ 662.11
MGS-S Customer 1973	\$ 748.58	\$ 839.66	12.17%	\$ 11,043.51	\$ 11,134.59	0.82%	\$ 629.64	\$ 662.11
MGS-S Customer 1974	\$ 9,059.68	\$ 9,217.19	1.74%	\$ 26,617.55	\$ 26,775.06	0.59%	\$ 3,560.37	\$ 3,647.93
MGS-S Customer 1975	\$ 878.33	\$ 970.96	10.55%	\$ 1,006.31	\$ 1,098.94	9.20%	\$ 740.92	\$ 780.68
MGS-S Customer 1976	\$ 8,984.61	\$ 9,141.07	1.74%	\$ 30,654.14	\$ 30,810.60	0.51%	\$ 3,494.01	\$ 3,595.86
MGS-S Customer 1977	\$ 3,978.57	\$ 4,082.70	2.62%	\$ 33,027.82	\$ 33,131.95	0.32%	\$ 1,569.45	\$ 1,663.45
MGS-S Customer 1978	\$ 3,530.31	\$ 3,662.35	3.74%	\$ 7,305.58	\$ 7,437.62	1.81%	\$ 1,765.94	\$ 1,819.42
MGS-S Customer 1979	\$ 755.52	\$ 846.60	12.06%	\$ 11,390.61	\$ 11,481.69	0.80%	\$ 629.64	\$ 662.11
MGS-S Customer 1980	\$ 9,045.19	\$ 9,174.55	1.43%	\$ 31,259.30	\$ 31,388.66	0.41%	\$ 3,348.18	\$ 3,477.63
MGS-S Customer 1981	\$ 3,465.96	\$ 3,570.74	3.02%	\$ 7,220.78	\$ 7,325.56	1.45%	\$ 1,598.63	\$ 1,656.92
MGS-S Customer 1982	\$ 11,280.53	\$ 11,420.01	1.24%	\$ 39,797.88	\$ 39,937.36	0.35%	\$ 4,063.84	\$ 4,212.92
MGS-S Customer 1983	\$ 3,429.20	\$ 3,533.06	3.03%	\$ 11,312.94	\$ 11,416.80	0.92%	\$ 1,542.54	\$ 1,618.82
MGS-S Customer 1984	\$ 5,703.21	\$ 5,817.43	2.00%	\$ 19,992.11	\$ 20,106.33	0.57%	\$ 2,273.50	\$ 2,366.09
MGS-S Customer 1985	\$ 6,329.50	\$ 6,446.43	1.85%	\$ 23,286.00	\$ 23,402.93	0.50%	\$ 2,466.16	\$ 2,566.13
MGS-S Customer 1986	\$ 1,917.52	\$ 2,041.47	6.46%	\$ 3,942.27	\$ 4,066.22	3.14%	\$ 1,207.48	\$ 1,275.26
MGS-S Customer 1987	\$ 10,853.49	\$ 11,017.59	1.51%	\$ 41,754.96	\$ 41,919.06	0.39%	\$ 4,045.69	\$ 4,187.68
MGS-S Customer 1988	\$ 2,918.11	\$ 3,046.81	4.41%	\$ 6,928.08	\$ 7,056.78	1.86%	\$ 1,539.69	\$ 1,608.67
MGS-S Customer 1989	\$ 3,358.19	\$ 3,488.26	3.87%	\$ 10,552.23	\$ 10,682.30	1.23%	\$ 1,648.18	\$ 1,744.81
MGS-S Customer 1990	\$ 3,071.76	\$ 3,174.65	3.35%	\$ 7,972.64	\$ 8,075.53	1.29%	\$ 1,461.69	\$ 1,509.83
MGS-S Customer 1991	\$ 12,218.99	\$ 12,362.66	1.18%	\$ 43,859.40	\$ 44,003.07	0.33%	\$ 4,360.52	\$ 4,518.35
MGS-S Customer 1992	\$ 1,522.07	\$ 1,616.04	6.17%	\$ 18,743.89	\$ 18,837.86	0.50%	\$ 838.30	\$ 884.43
MGS-S Customer 1993	\$ 701.04	\$ 819.60	16.91%	\$ 701.04	\$ 819.60	16.91%	\$ 819.60	\$ 861.98
MGS-S Customer 1994	\$ 1,066.19	\$ 1,159.55	8.76%	\$ 2,538.93	\$ 2,632.29	3.68%	\$ 794.04	\$ 837.05
MGS-S Customer 1995	\$ 3,623.84	\$ 3,729.85	2.93%	\$ 8,943.96	\$ 9,049.97	1.19%	\$ 1,668.85	\$ 1,693.33
MGS-S Customer 1996	\$ 1,262.12	\$ 1,383.55	9.62%	\$ 2,093.96	\$ 2,215.39	5.80%	\$ 1,015.87	\$ 1,048.74
MGS-S Customer 1997	\$ 4,084.15	\$ 4,218.51	3.29%	\$ 9,394.21	\$ 9,528.57	1.43%	\$ 1,935.24	\$ 2,004.05

Internal Use

Customer	Delivery 1/24 Prices	Delivery 8/24 Prices	Delivery % Difference	Bundled 1/24 Prices	Bundled 8/24 Prices	Bundled % Difference	Distribution 8/24 Prices	Distribution 1/25 Prices
MGS-S Customer 1998	\$ 3,421.78	\$ 3,525.95	3.04%	\$ 9,369.55	\$ 9,473.72	1.11%	\$ 1,560.19	\$ 1,628.16
MGS-S Customer 1999	\$ 10,191.14	\$ 10,352.48	1.58%	\$ 36,542.63	\$ 36,703.97	0.44%	\$ 3,851.20	\$ 3,989.19
MGS-S Customer 2000	\$ 2,355.82	\$ 2,481.67	5.34%	\$ 5,445.51	\$ 5,571.36	2.31%	\$ 1,344.97	\$ 1,421.75
MGS-S Customer 2001	\$ 2,293.80	\$ 2,392.82	4.32%	\$ 6,262.41	\$ 6,361.43	1.58%	\$ 1,194.10	\$ 1,247.64
MGS-S Customer 2002	\$ 4,313.48	\$ 4,448.80	3.14%	\$ 11,064.18	\$ 11,199.50	1.22%	\$ 2,003.06	\$ 2,073.86
MGS-S Customer 2003	\$ 7,825.69	\$ 7,976.49	1.93%	\$ 26,032.69	\$ 26,183.49	0.58%	\$ 3,105.09	\$ 3,221.32
MGS-S Customer 2004	\$ 4,423.29	\$ 4,559.33	3.08%	\$ 10,255.31	\$ 10,391.35	1.33%	\$ 2,051.58	\$ 2,117.39
MGS-S Customer 2005	\$ 1,037.44	\$ 1,157.66	11.59%	\$ 1,236.60	\$ 1,356.82	9.72%	\$ 935.13	\$ 977.25
MGS-S Customer 2006	\$ 9,717.20	\$ 9,875.54	1.63%	\$ 42,643.42	\$ 42,801.76	0.37%	\$ 3,641.43	\$ 3,777.85
MGS-S Customer 2007	\$ 5,863.02	\$ 6,005.42	2.43%	\$ 15,643.99	\$ 15,786.39	0.91%	\$ 2,505.76	\$ 2,593.84
MGS-S Customer 2008	\$ 3,497.64	\$ 3,629.41	3.77%	\$ 8,931.91	\$ 9,063.68	1.48%	\$ 1,745.82	\$ 1,795.53
MGS-S Customer 2009	\$ 24,521.21	\$ 24,744.71	0.91%	\$ 109,345.99	\$ 109,569.49	0.20%	\$ 8,272.90	\$ 8,585.56
MGS-S Customer 2010	\$ 14,286.39	\$ 14,467.46	1.27%	\$ 38,574.27	\$ 38,755.34	0.47%	\$ 5,250.77	\$ 5,434.80
MGS-S Customer 2011	\$ 1,791.55	\$ 1,915.00	6.89%	\$ 2,970.75	\$ 3,094.20	4.16%	\$ 1,171.59	\$ 1,237.03
MGS-S Customer 2012	\$ 1,287.30	\$ 1,381.83	7.34%	\$ 2,672.18	\$ 2,766.71	3.54%	\$ 873.59	\$ 913.79
MGS-S Customer 2013	\$ 6,374.21	\$ 6,517.77	2.25%	\$ 24,382.16	\$ 24,525.72	0.59%	\$ 2,601.03	\$ 2,719.56
MGS-S Customer 2014	\$ 13,170.08	\$ 13,344.99	1.33%	\$ 43,893.29	\$ 44,068.20	0.40%	\$ 4,819.37	\$ 5,001.47
MGS-S Customer 2015	\$ 876.63	\$ 995.19	13.52%	\$ 9,483.88	\$ 9,602.44	1.25%	\$ 819.60	\$ 861.98
MGS-S Customer 2016	\$ 3,433.59	\$ 3,564.87	3.82%	\$ 7,337.29	\$ 7,468.57	1.79%	\$ 1,720.23	\$ 1,788.05
MGS-S Customer 2017	\$ 8,987.22	\$ 9,116.09	1.43%	\$ 30,843.57	\$ 30,972.44	0.42%	\$ 3,319.57	\$ 3,463.08
MGS-S Customer 2018	\$ 1,072.57	\$ 1,192.91	11.22%	\$ 1,401.65	\$ 1,521.99	8.59%	\$ 944.77	\$ 988.97
MGS-S Customer 2019	\$ 9,973.46	\$ 10,134.29	1.61%	\$ 30,350.67	\$ 30,511.50	0.53%	\$ 3,816.59	\$ 3,956.32
MGS-S Customer 2020	\$ 11,807.92	\$ 11,950.43	1.21%	\$ 40,147.02	\$ 40,289.53	0.35%	\$ 4,265.62	\$ 4,392.36
MGS-S Customer 2021	\$ 8,313.56	\$ 8,466.98	1.85%	\$ 23,215.83	\$ 23,369.25	0.66%	\$ 3,291.58	\$ 3,415.72
MGS-S Customer 2022	\$ 1,575.00	\$ 1,697.55	7.78%	\$ 3,376.02	\$ 3,498.57	3.63%	\$ 1,102.76	\$ 1,154.53
MGS-S Customer 2023	\$ 3,080.44	\$ 3,211.38	4.25%	\$ 3,784.30	\$ 3,915.24	3.46%	\$ 1,668.09	\$ 1,675.01
MGS-S Customer 2024	\$ 8,742.14	\$ 8,898.23	1.79%	\$ 25,159.54	\$ 25,315.63	0.62%	\$ 3,460.28	\$ 3,545.26
MGS-S Customer 2025	\$ 3,612.06	\$ 3,717.54	2.92%	\$ 9,461.90	\$ 9,567.38	1.11%	\$ 1,642.75	\$ 1,690.52
MGS-S Customer 2026	\$ 8,373.88	\$ 8,528.05	1.84%	\$ 18,749.02	\$ 18,903.19	0.82%	\$ 3,344.38	\$ 3,468.74
MGS-S Customer 2027	\$ 3,735.29	\$ 3,867.80	3.55%	\$ 9,736.42	\$ 9,868.93	1.36%	\$ 1,806.91	\$ 1,878.76
MGS-S Customer 2028	\$ 700.36	\$ 792.23	13.12%	\$ 1,029.44	\$ 1,121.31	8.92%	\$ 684.16	\$ 715.73
MGS-S Customer 2029	\$ 5,886.49	\$ 6,003.66	1.99%	\$ 13,016.54	\$ 13,133.71	0.90%	\$ 2,446.02	\$ 2,464.33
MGS-S Customer 2030	\$ 4,223.57	\$ 4,332.43	2.58%	\$ 8,593.01	\$ 8,701.87	1.27%	\$ 1,873.88	\$ 1,910.86
MGS-S Customer 2031	\$ 3,739.88	\$ 3,872.11	3.54%	\$ 16,454.46	\$ 16,586.69	0.80%	\$ 1,778.20	\$ 1,828.09
MGS-S Customer 2032	\$ 3,320.29	\$ 3,450.68	3.93%	\$ 9,490.87	\$ 9,621.26	1.37%	\$ 1,660.11	\$ 1,733.99
MGS-S Customer 2033	\$ 4,644.72	\$ 4,781.36	2.94%	\$ 13,936.64	\$ 14,073.28	0.98%	\$ 2,096.73	\$ 2,171.72
MGS-S Customer 2034	\$ 4,333.33	\$ 4,468.10	3.11%	\$ 15,261.16	\$ 15,395.93	0.88%	\$ 1,970.52	\$ 2,053.90
MGS-S Customer 2035	\$ 791.11	\$ 882.19	11.51%	\$ 13,170.66	\$ 13,261.74	0.69%	\$ 629.64	\$ 662.11
MGS-S Customer 2036	\$ 35,568.13	\$ 35,837.19	0.76%	\$ 135,400.30	\$ 135,669.36	0.20%	\$ 11,655.60	\$ 12,407.48
MGS-S Customer 2037	\$ 14,856.44	\$ 15,012.31	1.05%	\$ 51,946.43	\$ 52,102.30	0.30%	\$ 5,221.74	\$ 5,399.21

Customer	Delivery 1/24 Prices	Delivery 8/24 Prices	Delivery % Difference	Bundled 1/24 Prices	Bundled 8/24 Prices	Bundled % Difference	Distribution 8/24 Prices	Distribution 1/25 Prices
MGS-S Customer 2038	\$ 5,892.39	\$ 6,034.44	2.41%	\$ 16,804.57	\$ 16,946.62	0.85%	\$ 2,491.11	\$ 2,600.66
MGS-S Customer 2039	\$ 28,854.92	\$ 29,099.53	0.85%	\$ 109,506.79	\$ 109,751.40	0.22%	\$ 9,769.53	\$ 10,129.02
MGS-S Customer 2040	\$ 1,703.04	\$ 1,825.89	7.21%	\$ 4,920.70	\$ 5,043.55	2.50%	\$ 1,128.65	\$ 1,191.27
MGS-S Customer 2041	\$ 4,333.95	\$ 4,467.91	3.09%	\$ 17,771.36	\$ 17,905.32	0.75%	\$ 1,928.20	\$ 2,043.17
MGS-S Customer 2042	\$ 42,835.59	\$ 43,142.12	0.72%	\$ 152,391.59	\$ 152,698.12	0.20%	\$ 14,212.64	\$ 14,831.83
MGS-S Customer 2043	\$ 4,361.91	\$ 4,497.08	3.10%	\$ 13,046.98	\$ 13,182.15	1.04%	\$ 1,997.66	\$ 2,079.32
MGS-S Customer 2044	\$ 31,865.00	\$ 32,127.18	0.82%	\$ 126,509.60	\$ 126,771.78	0.21%	\$ 10,893.18	\$ 11,025.41
MGS-S Customer 2045	\$ 14,819.06	\$ 15,002.78	1.24%	\$ 47,734.42	\$ 47,918.14	0.38%	\$ 5,413.25	\$ 5,547.91
MGS-S Customer 2046	\$ 1,189.77	\$ 1,310.75	10.17%	\$ 1,582.84	\$ 1,703.82	7.64%	\$ 987.96	\$ 1,028.36
MGS-S Customer 2047	\$ 830.55	\$ 949.11	14.27%	\$ 7,178.81	\$ 7,297.37	1.65%	\$ 819.60	\$ 861.98
MGS-S Customer 2048	\$ 789.82	\$ 882.04	11.68%	\$ 1,329.14	\$ 1,421.36	6.94%	\$ 710.77	\$ 746.09
MGS-S Customer 2049	\$ 6,439.70	\$ 6,583.35	2.23%	\$ 23,076.49	\$ 23,220.14	0.62%	\$ 2,616.71	\$ 2,756.60
MGS-S Customer 2050	\$ 3,469.69	\$ 3,600.84	3.78%	\$ 7,756.86	\$ 7,888.01	1.69%	\$ 1,717.89	\$ 1,801.21
MGS-S Customer 2051	\$ 855.23	\$ 974.49	13.94%	\$ 1,288.52	\$ 1,407.78	9.26%	\$ 869.14	\$ 912.67
MGS-S Customer 2052	\$ 4,469.67	\$ 4,578.54	2.44%	\$ 14,208.36	\$ 14,317.23	0.77%	\$ 1,891.81	\$ 1,966.37
MGS-S Customer 2053	\$ 12,340.83	\$ 12,485.02	1.17%	\$ 42,950.92	\$ 43,095.11	0.34%	\$ 4,401.20	\$ 4,570.37
MGS-S Customer 2054	\$ 7,169.55	\$ 7,317.65	2.07%	\$ 20,637.12	\$ 20,785.22	0.72%	\$ 2,914.78	\$ 3,026.14
MGS-S Customer 2055	\$ 5,413.48	\$ 5,553.38	2.58%	\$ 14,499.73	\$ 14,639.63	0.96%	\$ 2,339.82	\$ 2,446.86
MGS-S Customer 2056	\$ 538.80	\$ 629.88	16.90%	\$ 550.34	\$ 641.42	16.55%	\$ 629.64	\$ 662.11
MGS-S Customer 2057	\$ 545.23	\$ 636.31	16.70%	\$ 872.02	\$ 963.10	10.44%	\$ 629.64	\$ 662.11
MGS-S Customer 2058	\$ 837.24	\$ 929.62	11.03%	\$ 1,548.07	\$ 1,640.45	5.97%	\$ 723.43	\$ 762.04
MGS-S Customer 2059	\$ 32,975.49	\$ 33,236.17	0.79%	\$ 141,091.77	\$ 141,352.45	0.18%	\$ 10,933.22	\$ 11,384.22
MGS-S Customer 2060	\$ 9,574.91	\$ 9,733.02	1.65%	\$ 36,815.37	\$ 36,973.48	0.43%	\$ 3,627.67	\$ 3,770.00
MGS-S Customer 2061	\$ 12,572.06	\$ 12,743.83	1.37%	\$ 39,008.10	\$ 39,179.87	0.44%	\$ 4,615.49	\$ 4,831.66
MGS-S Customer 2062	\$ 755.34	\$ 847.41	12.19%	\$ 782.76	\$ 874.83	11.76%	\$ 701.01	\$ 738.15
MGS-S Customer 2063	\$ 9,867.62	\$ 10,028.21	1.63%	\$ 33,153.53	\$ 33,314.12	0.48%	\$ 3,784.86	\$ 3,891.95
MGS-S Customer 2064	\$ 8,086.09	\$ 8,238.35	1.88%	\$ 25,625.56	\$ 25,777.82	0.59%	\$ 3,204.96	\$ 3,315.09
MGS-S Customer 2065	\$ 5,810.80	\$ 5,926.00	1.98%	\$ 16,286.26	\$ 16,401.46	0.71%	\$ 2,340.49	\$ 2,429.69
MGS-S Customer 2066	\$ 7,929.95	\$ 8,081.55	1.91%	\$ 24,542.74	\$ 24,694.34	0.62%	\$ 3,158.02	\$ 3,267.28
MGS-S Customer 2067	\$ 3,852.24	\$ 3,958.73	2.76%	\$ 9,983.06	\$ 10,089.55	1.07%	\$ 1,717.43	\$ 1,773.71
MGS-S Customer 2068	\$ 3,445.49	\$ 3,576.96	3.82%	\$ 7,672.45	\$ 7,803.92	1.71%	\$ 1,728.81	\$ 1,788.03
MGS-S Customer 2069	\$ 7,560.56	\$ 7,710.33	1.98%	\$ 24,343.61	\$ 24,493.38	0.62%	\$ 3,029.59	\$ 3,137.63
MGS-S Customer 2070	\$ 7,773.01	\$ 7,896.97	1.59%	\$ 24,503.61	\$ 24,627.57	0.51%	\$ 2,961.14	\$ 3,070.70
MGS-S Customer 2071	\$ 10,849.95	\$ 11,014.41	1.52%	\$ 38,122.40	\$ 38,286.86	0.43%	\$ 4,070.81	\$ 4,211.96
MGS-S Customer 2072	\$ 11,925.21	\$ 12,094.28	1.42%	\$ 43,370.57	\$ 43,539.64	0.39%	\$ 4,401.00	\$ 4,559.22
MGS-S Customer 2073	\$ 10,970.75	\$ 11,135.60	1.50%	\$ 38,284.34	\$ 38,449.19	0.43%	\$ 4,103.41	\$ 4,256.07
MGS-S Customer 2074	\$ 2,109.82	\$ 2,235.13	5.94%	\$ 3,874.62	\$ 3,999.93	3.23%	\$ 1,292.83	\$ 1,339.21
MGS-S Customer 2075	\$ 2,565.78	\$ 2,692.70	4.95%	\$ 5,417.80	\$ 5,544.72	2.34%	\$ 1,419.53	\$ 1,496.29
MGS-S Customer 2076	\$ 2,404.25	\$ 2,504.34	4.16%	\$ 3,939.95	\$ 4,040.04	2.54%	\$ 1,261.73	\$ 1,299.86
MGS-S Customer 2077	\$ 1,471.02	\$ 1,566.32	6.48%	\$ 2,028.63	\$ 2,123.93	4.70%	\$ 933.65	\$ 986.03

Internal Use

Customer	Delivery 1/24 Prices	Delivery 8/24 Prices	Delivery % Difference	Bundled 1/24 Prices	Bundled 8/24 Prices	Bundled % Difference	Distribution 8/24 Prices	Distribution 1/25 Prices
MGS-S Customer 2078	\$ 786.31	\$ 877.39	11.58%	\$ 12,930.82	\$ 13,021.90	0.70%	\$ 629.64	\$ 662.11
MGS-S Customer 2079	\$ 4,342.15	\$ 4,450.85	2.50%	\$ 10,832.33	\$ 10,941.03	1.00%	\$ 1,876.11	\$ 1,943.58
MGS-S Customer 2080	\$ 702.80	\$ 821.36	16.87%	\$ 789.18	\$ 907.74	15.02%	\$ 819.60	\$ 861.98
MGS-S Customer 2081	\$ 1,323.68	\$ 1,418.20	7.14%	\$ 3,042.21	\$ 3,136.73	3.11%	\$ 877.20	\$ 925.88
MGS-S Customer 2082	\$ 5,084.38	\$ 5,249.99	3.26%	\$ 19,335.34	\$ 19,500.95	0.86%	\$ 2,392.51	\$ 2,475.59
MGS-S Customer 2083	\$ 3,982.50	\$ 4,089.52	2.69%	\$ 8,280.30	\$ 8,387.32	1.29%	\$ 1,761.80	\$ 1,835.69
MGS-S Customer 2084	\$ 3,686.17	\$ 3,791.70	2.86%	\$ 9,705.81	\$ 9,811.34	1.09%	\$ 1,654.02	\$ 1,718.68
MGS-S Customer 2085	\$ 1,241.14	\$ 1,335.37	7.59%	\$ 3,176.20	\$ 3,270.43	2.97%	\$ 853.41	\$ 893.95
MGS-S Customer 2086	\$ 11,841.14	\$ 12,011.35	1.44%	\$ 33,176.45	\$ 33,346.66	0.51%	\$ 4,466.64	\$ 4,595.22
MGS-S Customer 2087	\$ 20,658.66	\$ 20,867.57	1.01%	\$ 89,399.68	\$ 89,608.59	0.23%	\$ 7,177.34	\$ 7,323.05
MGS-S Customer 2088	\$ 2,574.89	\$ 2,674.11	3.85%	\$ 15,363.28	\$ 15,462.50	0.65%	\$ 1,215.64	\$ 1,286.48
MGS-S Customer 2089	\$ 894.89	\$ 1,013.45	13.25%	\$ 10,397.06	\$ 10,515.62	1.14%	\$ 819.60	\$ 861.98
MGS-S Customer 2090	\$ 12,979.04	\$ 13,154.51	1.35%	\$ 38,441.56	\$ 38,617.03	0.46%	\$ 4,833.44	\$ 4,960.54
MGS-S Customer 2091	\$ 1,273.56	\$ 1,367.97	7.41%	\$ 2,914.39	\$ 3,008.80	3.24%	\$ 866.05	\$ 907.47
MGS-S Customer 2092	\$ 3,719.48	\$ 3,851.93	3.56%	\$ 9,930.85	\$ 10,063.30	1.33%	\$ 1,802.00	\$ 1,871.22
MGS-S Customer 2093	\$ 1,068.63	\$ 1,187.19	11.09%	\$ 19,087.78	\$ 19,206.34	0.62%	\$ 819.60	\$ 861.98
MGS-S Customer 2094	\$ 2,280.13	\$ 2,404.87	5.47%	\$ 13,666.16	\$ 13,790.90	0.91%	\$ 1,264.13	\$ 1,335.62
MGS-S Customer 2095	\$ 26,533.67	\$ 26,769.18	0.89%	\$ 83,098.76	\$ 83,334.27	0.28%	\$ 9,133.59	\$ 9,494.32
MGS-S Customer 2096	\$ 2,961.59	\$ 3,090.50	4.35%	\$ 3,080.42	\$ 3,209.33	4.18%	\$ 1,564.92	\$ 1,656.10
MGS-S Customer 2097	\$ 26,045.20	\$ 26,269.09	0.86%	\$ 190,219.24	\$ 190,443.13	0.12%	\$ 8,278.25	\$ 8,542.15
MGS-S Customer 2098	\$ 1,009.44	\$ 1,102.67	9.24%	\$ 1,036.86	\$ 1,130.09	8.99%	\$ 784.87	\$ 827.50
MGS-S Customer 2099	\$ 538.56	\$ 629.64	16.91%	\$ 538.56	\$ 629.64	16.91%	\$ 629.64	\$ 662.11
MGS-S Customer 2100	\$ 4,302.91	\$ 4,438.07	3.14%	\$ 9,056.28	\$ 9,191.44	1.49%	\$ 2,000.12	\$ 2,088.03
MGS-S Customer 2101	\$ 5,704.04	\$ 5,845.42	2.48%	\$ 15,817.52	\$ 15,958.90	0.89%	\$ 2,439.30	\$ 2,538.78
MGS-S Customer 2102	\$ 12,447.54	\$ 12,619.69	1.38%	\$ 37,777.51	\$ 37,949.66	0.46%	\$ 4,619.39	\$ 4,785.46
MGS-S Customer 2103	\$ 10,008.97	\$ 10,169.71	1.61%	\$ 33,300.48	\$ 33,461.22	0.48%	\$ 3,809.55	\$ 3,947.66
MGS-S Customer 2104	\$ 10,262.96	\$ 10,424.99	1.58%	\$ 34,619.40	\$ 34,781.43	0.47%	\$ 3,896.02	\$ 4,026.64
MGS-S Customer 2105	\$ 781.84	\$ 872.92	11.65%	\$ 12,707.20	\$ 12,798.28	0.72%	\$ 629.64	\$ 662.11
MGS-S Customer 2106	\$ 1,059.05	\$ 1,179.15	11.34%	\$ 2,050.86	\$ 2,170.96	5.86%	\$ 931.08	\$ 980.77
MGS-S Customer 2107	\$ 1,181.99	\$ 1,274.94	7.86%	\$ 12,759.41	\$ 12,852.36	0.73%	\$ 764.06	\$ 805.33
MGS-S Customer 2108	\$ 10,680.27	\$ 10,817.50	1.28%	\$ 34,029.48	\$ 34,166.71	0.40%	\$ 3,901.30	\$ 4,038.68
MGS-S Customer 2109	\$ 4,613.26	\$ 4,722.51	2.37%	\$ 25,105.76	\$ 25,215.01	0.44%	\$ 1,898.79	\$ 1,930.90
MGS-S Customer 2110	\$ 2,729.47	\$ 2,828.86	3.64%	\$ 21,298.92	\$ 21,398.31	0.47%	\$ 1,227.74	\$ 1,299.37
MGS-S Customer 2111	\$ 6,457.05	\$ 6,574.92	1.83%	\$ 20,216.22	\$ 20,334.09	0.58%	\$ 2,532.26	\$ 2,633.24
MGS-S Customer 2112	\$ 2,042.23	\$ 2,165.82	6.05%	\$ 14,019.80	\$ 14,143.39	0.88%	\$ 1,181.62	\$ 1,247.71
MGS-S Customer 2113	\$ 1,825.04	\$ 1,948.75	6.78%	\$ 2,570.04	\$ 2,693.75	4.81%	\$ 1,188.66	\$ 1,251.07
MGS-S Customer 2114	\$ 1,439.07	\$ 1,534.14	6.61%	\$ 2,930.44	\$ 3,025.51	3.24%	\$ 916.82	\$ 968.09
MGS-S Customer 2115	\$ 2,390.43	\$ 2,491.47	4.23%	\$ 4,981.93	\$ 5,082.97	2.03%	\$ 1,299.01	\$ 1,273.95
MGS-S Customer 2116	\$ 1,428.75	\$ 1,523.04	6.60%	\$ 10,707.76	\$ 10,802.05	0.88%	\$ 860.98	\$ 908.59
MGS-S Customer 2117	\$ 17,011.73	\$ 17,203.73	1.13%	\$ 58,185.96	\$ 58,377.96	0.33%	\$ 6,037.19	\$ 6,271.91

Internal Use

Customer	Delivery 1/24 Prices	Delivery 8/24 Prices	Delivery % Difference	Bundled 1/24 Prices	Bundled 8/24 Prices	Bundled % Difference	Distribution 8/24 Prices	Distribution 1/25 Prices
MGS-S Customer 2118	\$ 5,641.30	\$ 5,782.96	2.51%	\$ 9,336.70	\$ 9,478.36	1.52%	\$ 2,460.81	\$ 2,563.03
MGS-S Customer 2119	\$ 15,198.78	\$ 15,383.32	1.21%	\$ 42,973.99	\$ 43,158.53	0.43%	\$ 5,511.27	\$ 5,735.37
MGS-S Customer 2120	\$ 7,359.21	\$ 7,503.99	1.97%	\$ 53,370.33	\$ 53,515.11	0.27%	\$ 2,707.38	\$ 2,873.37
MGS-S Customer 2121	\$ 3,870.57	\$ 4,003.63	3.44%	\$ 11,768.47	\$ 11,901.53	1.13%	\$ 1,843.90	\$ 1,911.32
MGS-S Customer 2122	\$ 4,444.42	\$ 4,553.09	2.45%	\$ 15,283.59	\$ 15,392.26	0.71%	\$ 1,876.44	\$ 1,949.49
MGS-S Customer 2123	\$ 2,394.19	\$ 2,520.54	5.28%	\$ 5,968.36	\$ 6,094.71	2.12%	\$ 1,370.66	\$ 1,427.29
MGS-S Customer 2124	\$ 856.55	\$ 947.63	10.63%	\$ 16,444.06	\$ 16,535.14	0.55%	\$ 629.64	\$ 662.11
MGS-S Customer 2125	\$ 2,388.28	\$ 2,516.91	5.39%	\$ 3,750.30	\$ 3,878.93	3.43%	\$ 1,385.79	\$ 1,461.22
MGS-S Customer 2126	\$ 1,598.47	\$ 1,721.20	7.68%	\$ 3,029.17	\$ 3,151.90	4.05%	\$ 1,114.28	\$ 1,165.09
MGS-S Customer 2127	\$ 14,721.93	\$ 14,904.22	1.24%	\$ 51,012.07	\$ 51,194.36	0.36%	\$ 5,328.55	\$ 5,497.78
MGS-S Customer 2128	\$ 3,348.18	\$ 3,479.08	3.91%	\$ 7,964.43	\$ 8,095.33	1.64%	\$ 1,690.35	\$ 1,752.04
MGS-S Customer 2129	\$ 3,501.91	\$ 3,606.51	2.99%	\$ 10,107.15	\$ 10,211.75	1.03%	\$ 1,588.00	\$ 1,650.02
MGS-S Customer 2130	\$ 16,367.14	\$ 16,529.28	0.99%	\$ 57,835.71	\$ 57,997.85	0.28%	\$ 5,680.06	\$ 5,902.05
MGS-S Customer 2131	\$ 18,477.75	\$ 18,649.17	0.93%	\$ 67,757.38	\$ 67,928.80	0.25%	\$ 6,338.58	\$ 6,584.26
MGS-S Customer 2132	\$ 3,649.77	\$ 3,754.92	2.88%	\$ 11,702.50	\$ 11,807.65	0.90%	\$ 1,627.36	\$ 1,691.55
MGS-S Customer 2133	\$ 13,691.83	\$ 13,878.44	1.36%	\$ 29,862.42	\$ 30,049.03	0.62%	\$ 5,171.77	\$ 5,328.33
MGS-S Customer 2134	\$ 5,577.13	\$ 5,718.40	2.53%	\$ 10,796.01	\$ 10,937.28	1.31%	\$ 2,431.40	\$ 2,528.98
MGS-S Customer 2135	\$ 1,078.88	\$ 1,199.12	11.14%	\$ 1,575.70	\$ 1,695.94	7.63%	\$ 940.96	\$ 991.29
MGS-S Customer 2136	\$ 6,360.56	\$ 6,478.03	1.85%	\$ 20,311.58	\$ 20,429.05	0.58%	\$ 2,501.60	\$ 2,597.25
MGS-S Customer 2137	\$ 1,489.10	\$ 1,583.62	6.35%	\$ 11,271.21	\$ 11,365.73	0.84%	\$ 877.51	\$ 926.20
MGS-S Customer 2138	\$ 5,965.66	\$ 6,108.60	2.40%	\$ 11,853.32	\$ 11,996.26	1.21%	\$ 2,553.03	\$ 2,661.39
MGS-S Customer 2139	\$ 5,045.20	\$ 5,183.83	2.75%	\$ 12,516.67	\$ 12,655.30	1.11%	\$ 2,240.83	\$ 2,325.71
MGS-S Customer 2140	\$ 6,208.34	\$ 6,351.01	2.30%	\$ 18,320.29	\$ 18,462.96	0.78%	\$ 2,555.78	\$ 2,711.84
MGS-S Customer 2141	\$ 4,115.84	\$ 4,247.23	3.19%	\$ 34,279.85	\$ 34,411.24	0.38%	\$ 1,743.58	\$ 1,846.47
MGS-S Customer 2142	\$ 8,538.34	\$ 8,693.24	1.81%	\$ 17,423.48	\$ 17,578.38	0.89%	\$ 3,401.53	\$ 3,539.24
MGS-S Customer 2143	\$ 2,561.63	\$ 2,688.65	4.96%	\$ 6,816.81	\$ 6,943.83	1.86%	\$ 1,419.40	\$ 1,481.82
MGS-S Customer 2144	\$ 762.92	\$ 881.48	15.54%	\$ 3,796.39	\$ 3,914.95	3.12%	\$ 819.60	\$ 861.98
MGS-S Customer 2145	\$ 31,180.58	\$ 31,436.31	0.82%	\$ 114,643.33	\$ 114,899.06	0.22%	\$ 10,549.70	\$ 10,918.05
MGS-S Customer 2146	\$ 11,280.09	\$ 11,446.53	1.48%	\$ 30,906.02	\$ 31,072.46	0.54%	\$ 4,233.33	\$ 4,426.60
MGS-S Customer 2147	\$ 6,083.73	\$ 6,199.75	1.91%	\$ 22,268.04	\$ 22,384.06	0.52%	\$ 2,396.74	\$ 2,483.45
MGS-S Customer 2148	\$ 956.18	\$ 1,048.61	9.67%	\$ 6,906.00	\$ 6,998.43	1.34%	\$ 727.42	\$ 766.29
MGS-S Customer 2149	\$ 538.56	\$ 629.64	16.91%	\$ 538.56	\$ 629.64	16.91%	\$ 629.64	\$ 662.11
MGS-S Customer 2150	\$ 7,802.06	\$ 7,952.94	1.93%	\$ 25,937.99	\$ 26,088.87	0.58%	\$ 3,106.18	\$ 3,211.21
MGS-S Customer 2151	\$ 4,750.46	\$ 4,887.48	2.88%	\$ 11,887.14	\$ 12,024.16	1.15%	\$ 2,132.79	\$ 2,228.04
MGS-S Customer 2152	\$ 10,166.07	\$ 10,327.47	1.59%	\$ 31,592.79	\$ 31,754.19	0.51%	\$ 3,863.63	\$ 4,019.13
MGS-S Customer 2153	\$ 2,593.91	\$ 2,694.79	3.89%	\$ 4,853.36	\$ 4,954.24	2.08%	\$ 1,318.65	\$ 1,361.59
MGS-S Customer 2154	\$ 4,520.10	\$ 4,656.29	3.01%	\$ 11,183.96	\$ 11,320.15	1.22%	\$ 2,068.12	\$ 2,148.17
MGS-S Customer 2155	\$ 2,824.85	\$ 2,953.15	4.54%	\$ 7,761.04	\$ 7,889.34	1.65%	\$ 1,507.68	\$ 1,567.85
MGS-S Customer 2156	\$ 8,970.08	\$ 9,125.65	1.73%	\$ 34,070.49	\$ 34,226.06	0.46%	\$ 3,444.24	\$ 3,572.16
MGS-S Customer 2157	\$ 2,038.00	\$ 2,134.68	4.74%	\$ 15,672.63	\$ 15,769.31	0.62%	\$ 1,032.74	\$ 1,091.60

Customer	Delivery 1/24 Prices	Delivery 8/24 Prices	Delivery % Difference	Bundled 1/24 Prices	Bundled 8/24 Prices	Bundled % Difference	Distribution 8/24 Prices	Distribution 1/25 Prices
MGS-S Customer 2158	\$ 1,436.24	\$ 1,530.41	6.56%	\$ 12,422.58	\$ 12,516.75	0.76%	\$ 851.95	\$ 898.98
MGS-S Customer 2159	\$ 7,093.00	\$ 7,240.40	2.08%	\$ 23,958.32	\$ 24,105.72	0.62%	\$ 2,865.34	\$ 2,975.20
MGS-S Customer 2160	\$ 4,579.15	\$ 4,714.96	2.97%	\$ 10,488.87	\$ 10,624.68	1.29%	\$ 2,061.02	\$ 2,183.07
MGS-S Customer 2161	\$ 3,421.06	\$ 3,552.04	3.83%	\$ 7,278.94	\$ 7,409.92	1.80%	\$ 1,705.45	\$ 1,786.98
MGS-S Customer 2162	\$ 2,617.24	\$ 2,744.45	4.86%	\$ 4,143.92	\$ 4,271.13	3.07%	\$ 1,442.08	\$ 1,524.82
MGS-S Customer 2163	\$ 3,954.74	\$ 4,088.24	3.38%	\$ 8,250.71	\$ 8,384.21	1.62%	\$ 1,883.44	\$ 1,970.20
MGS-S Customer 2164	\$ 1,329.59	\$ 1,450.98	9.13%	\$ 1,960.33	\$ 2,081.72	6.19%	\$ 1,022.81	\$ 1,078.50
MGS-S Customer 2165	\$ 3,534.48	\$ 3,665.91	3.72%	\$ 9,983.52	\$ 10,114.95	1.32%	\$ 1,732.67	\$ 1,806.29
MGS-S Customer 2166	\$ 8,344.20	\$ 8,497.34	1.84%	\$ 27,068.24	\$ 27,221.38	0.57%	\$ 3,273.44	\$ 3,399.77
MGS-S Customer 2167	\$ 3,355.12	\$ 3,485.36	3.88%	\$ 12,660.75	\$ 12,790.99	1.03%	\$ 1,650.00	\$ 1,723.89
MGS-S Customer 2168	\$ 742.89	\$ 833.97	12.26%	\$ 10,758.90	\$ 10,849.98	0.85%	\$ 629.64	\$ 662.11
MGS-S Customer 2169	\$ 7,952.38	\$ 8,104.60	1.91%	\$ 20,206.02	\$ 20,358.24	0.75%	\$ 3,199.85	\$ 3,305.04
MGS-S Customer 2170	\$ 707.09	\$ 798.17	12.88%	\$ 8,968.35	\$ 9,059.43	1.02%	\$ 629.64	\$ 662.11
MGS-S Customer 2171	\$ 2,314.55	\$ 2,440.39	5.44%	\$ 3,606.07	\$ 3,731.91	3.49%	\$ 1,343.46	\$ 1,420.14
MGS-S Customer 2172	\$ 3,511.44	\$ 3,642.62	3.74%	\$ 8,388.21	\$ 8,519.39	1.56%	\$ 1,722.91	\$ 1,812.97
MGS-S Customer 2173	\$ 1,361.67	\$ 1,456.46	6.96%	\$ 2,000.63	\$ 2,095.42	4.74%	\$ 897.01	\$ 946.99
MGS-S Customer 2174	\$ 3,253.78	\$ 3,383.97	4.00%	\$ 8,488.31	\$ 8,618.50	1.53%	\$ 1,645.14	\$ 1,717.13
MGS-S Customer 2175	\$ 4,982.70	\$ 5,120.85	2.77%	\$ 15,176.39	\$ 15,314.54	0.91%	\$ 2,204.72	\$ 2,283.42
MGS-S Customer 2176	\$ 3,005.90	\$ 3,135.02	4.30%	\$ 6,605.43	\$ 6,734.55	1.95%	\$ 1,570.56	\$ 1,642.73
MGS-S Customer 2177	\$ 739.58	\$ 830.66	12.32%	\$ 10,593.22	\$ 10,684.30	0.86%	\$ 629.64	\$ 662.11
MGS-S Customer 2178	\$ 701.04	\$ 819.60	16.91%	\$ 701.04	\$ 819.60	16.91%	\$ 819.60	\$ 861.98
MGS-S Customer 2179	\$ 18,968.30	\$ 19,171.13	1.07%	\$ 48,852.59	\$ 49,055.42	0.42%	\$ 6,794.56	\$ 7,031.18
MGS-S Customer 2180	\$ 5,492.31	\$ 5,632.98	2.56%	\$ 10,977.42	\$ 11,118.09	1.28%	\$ 2,392.97	\$ 2,499.62
MGS-S Customer 2181	\$ 48,718.63	\$ 49,214.77	1.02%	\$ 132,761.84	\$ 133,257.98	0.37%	\$ 17,653.34	\$ 18,036.19
MGS-S Customer 2182	\$ 3,370.80	\$ 3,499.43	3.82%	\$ 26,647.79	\$ 26,776.42	0.48%	\$ 1,544.05	\$ 1,633.87
MGS-S Customer 2183	\$ 4,915.84	\$ 5,026.85	2.26%	\$ 14,596.03	\$ 14,707.04	0.76%	\$ 2,043.12	\$ 2,122.68
MGS-S Customer 2184	\$ 5,819.93	\$ 5,934.96	1.98%	\$ 20,943.98	\$ 21,059.01	0.55%	\$ 2,321.98	\$ 2,396.86
MGS-S Customer 2185	\$ 4,135.00	\$ 4,270.08	3.27%	\$ 8,802.21	\$ 8,937.29	1.53%	\$ 1,975.51	\$ 2,021.27
MGS-S Customer 2186	\$ 866.28	\$ 984.84	13.69%	\$ 8,966.43	\$ 9,084.99	1.32%	\$ 819.60	\$ 861.98
MGS-S Customer 2187	\$ 3,494.20	\$ 3,599.30	3.01%	\$ 10,007.80	\$ 10,112.90	1.05%	\$ 1,609.02	\$ 1,641.65
MGS-S Customer 2188	\$ 2,146.84	\$ 2,271.97	5.83%	\$ 5,996.15	\$ 6,121.28	2.09%	\$ 1,284.37	\$ 1,339.10
MGS-S Customer 2189	\$ 933.09	\$ 1,052.67	12.82%	\$ 1,349.58	\$ 1,469.16	8.86%	\$ 893.39	\$ 940.60
MGS-S Customer 2190	\$ 4,998.69	\$ 5,137.76	2.78%	\$ 12,678.12	\$ 12,817.19	1.10%	\$ 2,253.66	\$ 2,299.72
MGS-S Customer 2191	\$ 2,791.92	\$ 2,893.18	3.63%	\$ 9,527.53	\$ 9,628.79	1.06%	\$ 1,349.52	\$ 1,400.31
MGS-S Customer 2192	\$ 9,803.66	\$ 9,962.88	1.62%	\$ 24,507.11	\$ 24,666.33	0.65%	\$ 3,738.36	\$ 3,953.94
MGS-S Customer 2193	\$ 2,356.11	\$ 2,455.94	4.24%	\$ 4,397.54	\$ 4,497.37	2.27%	\$ 1,242.77	\$ 1,279.21
MGS-S Customer 2194	\$ 1,691.59	\$ 1,787.96	5.70%	\$ 4,332.91	\$ 4,429.28	2.22%	\$ 1,003.29	\$ 1,045.65
MGS-S Customer 2195	\$ 4,222.80	\$ 4,330.63	2.55%	\$ 12,958.37	\$ 13,066.20	0.83%	\$ 1,817.00	\$ 1,886.77
MGS-S Customer 2196	\$ 1,442.87	\$ 1,564.71	8.44%	\$ 3,513.33	\$ 3,635.17	3.47%	\$ 1,054.03	\$ 1,107.04
MGS-S Customer 2197	\$ 9,971.22	\$ 10,133.02	1.62%	\$ 21,242.19	\$ 21,403.99	0.76%	\$ 3,882.94	\$ 4,019.27

Internal Use

Customer	Delivery 1/24 Prices	Delivery 8/24 Prices	Delivery % Difference	Bundled 1/24 Prices	Bundled 8/24 Prices	Bundled % Difference	Distribution 8/24 Prices	Distribution 1/25 Prices
MGS-S Customer 2198	\$ 2,740.42	\$ 2,867.44	4.64%	\$ 12,347.71	\$ 12,474.73	1.03%	\$ 1,428.03	\$ 1,510.25
MGS-S Customer 2199	\$ 2,582.96	\$ 2,709.86	4.91%	\$ 8,853.75	\$ 8,980.65	1.43%	\$ 1,411.86	\$ 1,475.14
MGS-S Customer 2200	\$ 1,915.90	\$ 2,013.29	5.08%	\$ 4,796.94	\$ 4,894.33	2.03%	\$ 1,076.54	\$ 1,122.59
MGS-S Customer 2201	\$ 4,386.24	\$ 4,494.42	2.47%	\$ 17,076.93	\$ 17,185.11	0.63%	\$ 1,842.94	\$ 1,916.25
MGS-S Customer 2202	\$ 15,221.41	\$ 15,379.85	1.04%	\$ 49,116.58	\$ 49,275.02	0.32%	\$ 5,389.95	\$ 5,543.26
MGS-S Customer 2203	\$ 2,359.39	\$ 2,485.52	5.35%	\$ 4,805.43	\$ 4,931.56	2.62%	\$ 1,358.85	\$ 1,425.32
MGS-S Customer 2204	\$ 5,552.58	\$ 5,666.90	2.06%	\$ 14,860.27	\$ 14,974.59	0.77%	\$ 2,271.56	\$ 2,344.94
MGS-S Customer 2205	\$ 553.22	\$ 644.37	16.48%	\$ 553.22	\$ 644.37	16.48%	\$ 634.48	\$ 667.26
MGS-S Customer 2206	\$ 588.18	\$ 679.49	15.52%	\$ 617.77	\$ 709.08	14.78%	\$ 645.82	\$ 679.35
MGS-S Customer 2207	\$ 4,234.85	\$ 4,370.11	3.19%	\$ 9,730.93	\$ 9,866.19	1.39%	\$ 1,994.05	\$ 2,052.87
MGS-S Customer 2208	\$ 7,788.60	\$ 7,940.03	1.94%	\$ 19,278.95	\$ 19,430.38	0.79%	\$ 3,145.61	\$ 3,254.39
MGS-S Customer 2209	\$ 3,488.75	\$ 3,619.78	3.76%	\$ 10,420.78	\$ 10,551.81	1.26%	\$ 1,708.11	\$ 1,788.46
MGS-S Customer 2210	\$ 2,200.35	\$ 2,325.64	5.69%	\$ 4,582.52	\$ 4,707.81	2.73%	\$ 1,301.84	\$ 1,371.22
MGS-S Customer 2211	\$ 1,289.99	\$ 1,384.36	7.32%	\$ 3,003.95	\$ 3,098.32	3.14%	\$ 866.12	\$ 914.07
MGS-S Customer 2212	\$ 32,004.37	\$ 32,631.02	1.96%	\$ 56,246.55	\$ 56,873.20	1.11%	\$ 13,985.40	\$ 13,897.64
MGS-S Customer 2213	\$ 550.55	\$ 641.68	16.55%	\$ 599.11	\$ 690.24	15.21%	\$ 633.27	\$ 665.97
MGS-S Customer 2214	\$ 2,614.16	\$ 2,714.69	3.85%	\$ 6,379.83	\$ 6,480.36	1.58%	\$ 1,302.06	\$ 1,361.52
MGS-S Customer 2215	\$ 4,601.97	\$ 4,756.03	3.35%	\$ 15,205.64	\$ 15,359.70	1.01%	\$ 2,196.25	\$ 2,265.06
MGS-S Customer 2216	\$ 1,174.65	\$ 1,295.11	10.25%	\$ 4,684.83	\$ 4,805.29	2.57%	\$ 954.98	\$ 1,002.61
MGS-S Customer 2217	\$ 6,128.72	\$ 6,244.95	1.90%	\$ 22,019.48	\$ 22,135.71	0.53%	\$ 2,412.39	\$ 2,501.70
MGS-S Customer 2218	\$ 1,378.59	\$ 1,499.27	8.75%	\$ 11,986.26	\$ 12,106.94	1.01%	\$ 971.81	\$ 1,024.16
MGS-S Customer 2219	\$ 7,995.00	\$ 8,147.91	1.91%	\$ 20,106.95	\$ 20,259.86	0.76%	\$ 3,236.16	\$ 3,315.19
MGS-S Customer 2220	\$ 1,178.63	\$ 1,299.32	10.24%	\$ 1,804.79	\$ 1,925.48	6.69%	\$ 973.02	\$ 1,025.45
MGS-S Customer 2221	\$ 1,365.17	\$ 1,486.77	8.91%	\$ 1,374.31	\$ 1,495.91	8.85%	\$ 1,038.74	\$ 1,095.47
MGS-S Customer 2222	\$ 3,183.99	\$ 3,287.29	3.24%	\$ 9,310.69	\$ 9,413.99	1.11%	\$ 1,490.82	\$ 1,540.41
MGS-S Customer 2223	\$ 4,858.22	\$ 4,969.25	2.29%	\$ 13,671.38	\$ 13,782.41	0.81%	\$ 2,039.36	\$ 2,106.04
MGS-S Customer 2224	\$ 4,084.83	\$ 4,192.12	2.63%	\$ 12,343.81	\$ 12,451.10	0.87%	\$ 1,776.48	\$ 1,841.17
MGS-S Customer 2225	\$ 3,867.61	\$ 4,000.44	3.43%	\$ 12,624.78	\$ 12,757.61	1.05%	\$ 1,831.42	\$ 1,905.69
MGS-S Customer 2226	\$ 7,212.71	\$ 7,361.62	2.06%	\$ 24,489.38	\$ 24,638.29	0.61%	\$ 2,946.03	\$ 3,002.24
MGS-S Customer 2227	\$ 6,431.61	\$ 6,577.91	2.27%	\$ 17,272.95	\$ 17,419.25	0.85%	\$ 2,747.62	\$ 2,769.30
MGS-S Customer 2228	\$ 5,877.15	\$ 5,992.47	1.96%	\$ 21,357.71	\$ 21,473.03	0.54%	\$ 2,341.11	\$ 2,413.69
MGS-S Customer 2229	\$ 3,694.80	\$ 3,800.19	2.85%	\$ 12,808.47	\$ 12,913.86	0.82%	\$ 1,640.79	\$ 1,698.21
MGS-S Customer 2230	\$ 2,731.30	\$ 2,859.34	4.69%	\$ 3,590.56	\$ 3,718.60	3.57%	\$ 1,495.40	\$ 1,566.64
MGS-S Customer 2231	\$ 7,079.01	\$ 7,227.75	2.10%	\$ 17,609.55	\$ 17,758.29	0.84%	\$ 2,939.07	\$ 3,005.90
MGS-S Customer 2232	\$ 6,686.81	\$ 6,806.26	1.79%	\$ 20,081.37	\$ 20,200.82	0.59%	\$ 2,632.09	\$ 2,710.72
MGS-S Customer 2233	\$ 5,198.80	\$ 5,337.81	2.67%	\$ 17,406.73	\$ 17,545.74	0.80%	\$ 2,264.92	\$ 2,344.29
MGS-S Customer 2234	\$ 3,429.78	\$ 3,534.35	3.05%	\$ 9,493.64	\$ 9,598.21	1.10%	\$ 1,578.48	\$ 1,625.61
MGS-S Customer 2235	\$ 2,128.82	\$ 2,253.97	5.88%	\$ 3,938.76	\$ 4,063.91	3.18%	\$ 1,287.98	\$ 1,348.54
MGS-S Customer 2236	\$ 1,686.97	\$ 1,809.99	7.29%	\$ 3,091.84	\$ 3,214.86	3.98%	\$ 1,138.92	\$ 1,197.70
MGS-S Customer 2237	\$ 6,577.16	\$ 6,723.91	2.23%	\$ 16,285.00	\$ 16,431.75	0.90%	\$ 2,789.03	\$ 2,832.54

Customer	Delivery 1/24 Prices	Delivery 8/24 Prices	Delivery % Difference	Bundled 1/24 Prices	Bundled 8/24 Prices	Bundled % Difference	Distribution 8/24 Prices	Distribution 1/25 Prices
MGS-S Customer 2238	\$ 1,488.52	\$ 1,610.61	8.20%	\$ 2,274.65	\$ 2,396.74	5.37%	\$ 1,074.22	\$ 1,133.28
MGS-S Customer 2239	\$ 4,282.22	\$ 4,389.19	2.50%	\$ 24,366.92	\$ 24,473.89	0.44%	\$ 1,756.82	\$ 1,827.17
MGS-S Customer 2240	\$ 46,684.67	\$ 47,009.73	0.70%	\$ 155,692.21	\$ 156,017.27	0.21%	\$ 15,523.66	\$ 16,179.21
MGS-S Customer 2241	\$ 10,347.10	\$ 10,509.55	1.57%	\$ 25,669.86	\$ 25,832.31	0.63%	\$ 3,948.98	\$ 4,130.85
MGS-S Customer 2242	\$ 5,330.39	\$ 5,471.40	2.65%	\$ 14,434.92	\$ 14,575.93	0.98%	\$ 2,335.75	\$ 2,420.83
MGS-S Customer 2243	\$ 5,245.65	\$ 5,385.02	2.66%	\$ 14,802.66	\$ 14,942.03	0.94%	\$ 2,293.69	\$ 2,381.03
MGS-S Customer 2244	\$ 4,321.06	\$ 4,456.47	3.13%	\$ 10,898.08	\$ 11,033.49	1.24%	\$ 2,008.51	\$ 2,077.29
MGS-S Customer 2245	\$ 3,521.88	\$ 3,653.76	3.74%	\$ 5,519.21	\$ 5,651.09	2.39%	\$ 1,762.72	\$ 1,832.63
MGS-S Customer 2246	\$ 9,250.99	\$ 9,408.76	1.71%	\$ 30,874.25	\$ 31,032.02	0.51%	\$ 3,586.10	\$ 3,688.80
MGS-S Customer 2247	\$ 5,266.42	\$ 5,379.05	2.14%	\$ 17,674.65	\$ 17,787.28	0.64%	\$ 2,152.21	\$ 2,223.17
MGS-S Customer 2248	\$ 1,473.35	\$ 1,595.36	8.28%	\$ 2,849.08	\$ 2,971.09	4.28%	\$ 1,067.13	\$ 1,123.19
MGS-S Customer 2249	\$ 3,645.85	\$ 3,777.78	3.62%	\$ 7,252.01	\$ 7,383.94	1.82%	\$ 1,776.05	\$ 1,869.39
MGS-S Customer 2250	\$ 4,124.86	\$ 4,259.31	3.26%	\$ 11,466.19	\$ 11,600.64	1.17%	\$ 1,939.44	\$ 2,002.57
MGS-S Customer 2251	\$ 4,661.27	\$ 4,798.31	2.94%	\$ 10,579.90	\$ 10,716.94	1.30%	\$ 2,125.54	\$ 2,201.57
MGS-S Customer 2252	\$ 5,376.37	\$ 5,488.83	2.09%	\$ 21,173.78	\$ 21,286.24	0.53%	\$ 2,150.10	\$ 2,241.81
MGS-S Customer 2253	\$ 6,753.18	\$ 6,872.40	1.77%	\$ 24,808.67	\$ 24,927.89	0.48%	\$ 2,618.60	\$ 2,701.73
MGS-S Customer 2254	\$ 4,741.15	\$ 4,851.42	2.33%	\$ 15,490.28	\$ 15,600.55	0.71%	\$ 1,985.14	\$ 2,051.69
MGS-S Customer 2255	\$ 4,398.25	\$ 4,506.72	2.47%	\$ 15,980.82	\$ 16,089.29	0.68%	\$ 1,859.92	\$ 1,926.89
MGS-S Customer 2256	\$ 14,840.55	\$ 15,024.80	1.24%	\$ 33,227.86	\$ 33,412.11	0.55%	\$ 5,477.34	\$ 5,670.93
MGS-S Customer 2257	\$ 10,371.74	\$ 10,534.37	1.57%	\$ 30,527.85	\$ 30,690.48	0.53%	\$ 3,947.72	\$ 4,098.47
MGS-S Customer 2258	\$ 11,992.63	\$ 12,163.77	1.43%	\$ 33,949.54	\$ 34,120.68	0.50%	\$ 4,525.62	\$ 4,640.41
MGS-S Customer 2259	\$ 2,635.20	\$ 2,762.64	4.84%	\$ 6,447.04	\$ 6,574.48	1.98%	\$ 1,448.88	\$ 1,510.26
MGS-S Customer 2260	\$ 2,776.98	\$ 2,878.00	3.64%	\$ 6,952.06	\$ 7,053.08	1.45%	\$ 1,343.51	\$ 1,418.46
MGS-S Customer 2261	\$ 1,999.75	\$ 2,124.24	6.23%	\$ 2,246.56	\$ 2,371.05	5.54%	\$ 1,246.59	\$ 1,316.93
MGS-S Customer 2262	\$ 1,270.58	\$ 1,364.91	7.42%	\$ 2,422.36	\$ 2,516.69	3.89%	\$ 863.50	\$ 911.28
MGS-S Customer 2263	\$ 10,067.73	\$ 10,229.27	1.60%	\$ 28,880.10	\$ 29,041.64	0.56%	\$ 3,864.07	\$ 3,999.09
MGS-S Customer 2264	\$ 6,226.50	\$ 6,343.44	1.88%	\$ 21,431.57	\$ 21,548.51	0.55%	\$ 2,458.13	\$ 2,538.57
MGS-S Customer 2265	\$ 925.52	\$ 1,018.37	10.03%	\$ 971.23	\$ 1,064.08	9.56%	\$ 757.05	\$ 797.86
MGS-S Customer 2266	\$ 866.83	\$ 986.21	13.77%	\$ 974.35	\$ 1,093.73	12.25%	\$ 876.48	\$ 918.72
MGS-S Customer 2267	\$ 2,089.03	\$ 2,187.26	4.70%	\$ 5,103.08	\$ 5,201.31	1.92%	\$ 1,135.43	\$ 1,181.79
MGS-S Customer 2268	\$ 768.47	\$ 887.34	15.47%	\$ 913.93	\$ 1,032.80	13.01%	\$ 841.21	\$ 884.56
MGS-S Customer 2269	\$ 2,274.02	\$ 2,399.78	5.53%	\$ 2,452.27	\$ 2,578.03	5.13%	\$ 1,337.71	\$ 1,413.84
MGS-S Customer 2270	\$ 583.05	\$ 674.13	15.62%	\$ 2,763.89	\$ 2,854.97	3.30%	\$ 629.64	\$ 662.11
MGS-S Customer 2271	\$ 3,401.21	\$ 3,533.61	3.89%	\$ 5,905.87	\$ 6,038.27	2.24%	\$ 1,722.45	\$ 1,796.44
MGS-S Customer 2272	\$ 4,545.49	\$ 4,655.10	2.41%	\$ 13,077.44	\$ 13,187.05	0.84%	\$ 1,937.05	\$ 1,998.36
MGS-S Customer 2273	\$ 4,454.06	\$ 4,562.86	2.44%	\$ 17,066.37	\$ 17,175.17	0.64%	\$ 1,878.99	\$ 1,937.04
MGS-S Customer 2274	\$ 1,115.98	\$ 1,236.40	10.79%	\$ 1,522.64	\$ 1,643.06	7.91%	\$ 953.82	\$ 1,004.99
MGS-S Customer 2275	\$ 4,642.73	\$ 4,779.58	2.95%	\$ 12,400.20	\$ 12,537.05	1.10%	\$ 2,110.40	\$ 2,180.93
MGS-S Customer 2276	\$ 5,825.64	\$ 5,940.65	1.97%	\$ 20,997.91	\$ 21,112.92	0.55%	\$ 2,321.64	\$ 2,399.04
MGS-S Customer 2277	\$ 6,845.59	\$ 6,965.85	1.76%	\$ 18,072.00	\$ 18,192.26	0.67%	\$ 2,694.19	\$ 2,783.47

Internal Use

Customer	Delivery 1/24 Prices	Delivery 8/24 Prices	Delivery % Difference	Bundled 1/24 Prices	Bundled 8/24 Prices	Bundled % Difference	Distribution 8/24 Prices	Distribution 1/25 Prices
MGS-S Customer 2278	\$ 8,164.09	\$ 8,289.89	1.54%	\$ 25,934.38	\$ 26,060.18	0.49%	\$ 3,089.67	\$ 3,199.00
MGS-S Customer 2279	\$ 850.32	\$ 969.56	14.02%	\$ 892.25	\$ 1,011.49	13.36%	\$ 868.59	\$ 914.18
MGS-S Customer 2280	\$ 6,624.35	\$ 6,743.32	1.80%	\$ 21,122.58	\$ 21,241.55	0.56%	\$ 2,600.19	\$ 2,681.90
MGS-S Customer 2281	\$ 3,870.65	\$ 3,977.12	2.75%	\$ 11,516.83	\$ 11,623.30	0.92%	\$ 1,714.89	\$ 1,768.87
MGS-S Customer 2282	\$ 2,126.31	\$ 2,224.96	4.64%	\$ 5,681.28	\$ 5,779.93	1.74%	\$ 1,157.36	\$ 1,187.37
MGS-S Customer 2283	\$ 2,497.41	\$ 2,597.80	4.02%	\$ 7,140.86	\$ 7,241.25	1.41%	\$ 1,278.30	\$ 1,308.47
MGS-S Customer 2284	\$ 3,978.25	\$ 4,112.56	3.38%	\$ 8,124.42	\$ 8,258.73	1.65%	\$ 1,922.97	\$ 1,971.07
MGS-S Customer 2285	\$ 896.47	\$ 1,015.03	13.23%	\$ 10,476.34	\$ 10,594.90	1.13%	\$ 819.60	\$ 861.98
MGS-S Customer 2286	\$ 2,808.86	\$ 2,910.49	3.62%	\$ 7,312.45	\$ 7,414.08	1.39%	\$ 1,373.84	\$ 1,421.26
MGS-S Customer 2287	\$ 11,289.04	\$ 11,456.89	1.49%	\$ 32,916.87	\$ 33,084.72	0.51%	\$ 4,291.43	\$ 4,396.49
MGS-S Customer 2288	\$ 799.70	\$ 891.96	11.54%	\$ 1,002.86	\$ 1,095.12	9.20%	\$ 714.46	\$ 752.49
MGS-S Customer 2289	\$ 2,763.21	\$ 2,891.28	4.63%	\$ 7,343.24	\$ 7,471.31	1.74%	\$ 1,491.19	\$ 1,548.33
MGS-S Customer 2290	\$ 633.06	\$ 724.14	14.39%	\$ 5,265.19	\$ 5,356.27	1.73%	\$ 629.64	\$ 662.11
MGS-S Customer 2291	\$ 6,824.50	\$ 6,970.95	2.15%	\$ 23,388.96	\$ 23,535.41	0.63%	\$ 2,789.38	\$ 2,880.01
MGS-S Customer 2292	\$ 3,849.13	\$ 3,981.91	3.45%	\$ 12,240.65	\$ 12,373.43	1.08%	\$ 1,827.35	\$ 1,901.93
MGS-S Customer 2293	\$ 4,015.34	\$ 4,149.09	3.33%	\$ 8,526.58	\$ 8,660.33	1.57%	\$ 1,901.58	\$ 1,990.08
MGS-S Customer 2294	\$ 3,783.66	\$ 3,889.62	2.80%	\$ 11,858.33	\$ 11,964.29	0.89%	\$ 1,680.25	\$ 1,736.05
MGS-S Customer 2295	\$ 4,721.51	\$ 4,859.03	2.91%	\$ 10,407.27	\$ 10,544.79	1.32%	\$ 2,154.85	\$ 2,222.26
MGS-S Customer 2296	\$ 540.39	\$ 631.48	16.86%	\$ 540.39	\$ 631.48	16.86%	\$ 630.24	\$ 662.75
MGS-S Customer 2297	\$ 3,061.98	\$ 3,164.96	3.36%	\$ 8,848.98	\$ 8,951.96	1.16%	\$ 1,462.25	\$ 1,497.35
MGS-S Customer 2298	\$ 3,494.38	\$ 3,598.63	2.98%	\$ 10,587.87	\$ 10,692.12	0.98%	\$ 1,570.26	\$ 1,647.17
MGS-S Customer 2299	\$ 6,625.57	\$ 6,771.51	2.20%	\$ 18,546.81	\$ 18,692.75	0.79%	\$ 2,753.77	\$ 2,843.69
MGS-S Customer 2300	\$ 1,042.90	\$ 1,135.47	8.88%	\$ 9,836.63	\$ 9,929.20	0.94%	\$ 736.89	\$ 776.38
MGS-S Customer 2301	\$ 6,070.81	\$ 6,215.05	2.38%	\$ 10,458.53	\$ 10,602.77	1.38%	\$ 2,627.66	\$ 2,700.92
MGS-S Customer 2302	\$ 5,321.39	\$ 5,434.81	2.13%	\$ 15,478.74	\$ 15,592.16	0.73%	\$ 2,200.22	\$ 2,254.59
MGS-S Customer 2303	\$ 4,291.20	\$ 4,399.95	2.53%	\$ 9,134.72	\$ 9,243.47	1.19%	\$ 1,876.31	\$ 1,935.84
MGS-S Customer 2304	\$ 904.38	\$ 997.19	10.26%	\$ 1,206.15	\$ 1,298.96	7.69%	\$ 751.87	\$ 787.62
MGS-S Customer 2305	\$ 1,861.35	\$ 1,985.28	6.66%	\$ 3,497.61	\$ 3,621.54	3.54%	\$ 1,200.41	\$ 1,255.85
MGS-S Customer 2306	\$ 4,142.57	\$ 4,250.40	2.60%	\$ 11,173.67	\$ 11,281.50	0.97%	\$ 1,811.20	\$ 1,868.25
MGS-S Customer 2307	\$ 734.10	\$ 852.66	16.15%	\$ 2,354.47	\$ 2,473.03	5.04%	\$ 819.60	\$ 861.98
MGS-S Customer 2308	\$ 7,871.07	\$ 8,022.76	1.93%	\$ 25,719.74	\$ 25,871.43	0.59%	\$ 3,151.68	\$ 3,231.81
MGS-S Customer 2309	\$ 5,613.69	\$ 5,755.12	2.52%	\$ 15,514.64	\$ 15,656.07	0.91%	\$ 2,431.00	\$ 2,503.00
MGS-S Customer 2310	\$ 4,861.73	\$ 4,999.89	2.84%	\$ 12,750.49	\$ 12,888.65	1.08%	\$ 2,195.56	\$ 2,253.21
MGS-S Customer 2311	\$ 747.25	\$ 839.27	12.31%	\$ 856.94	\$ 948.96	10.74%	\$ 697.78	\$ 734.71
MGS-S Customer 2312	\$ 3,333.76	\$ 3,437.86	3.12%	\$ 8,649.19	\$ 8,753.29	1.20%	\$ 1,547.63	\$ 1,598.37
MGS-S Customer 2313	\$ 6,076.27	\$ 6,220.18	2.37%	\$ 15,802.39	\$ 15,946.30	0.91%	\$ 2,599.70	\$ 2,662.84
MGS-S Customer 2314	\$ 1,622.92	\$ 1,745.91	7.58%	\$ 2,404.48	\$ 2,527.47	5.12%	\$ 1,130.50	\$ 1,177.30
MGS-S Customer 2315	\$ 2,361.73	\$ 2,490.61	5.46%	\$ 4,231.08	\$ 4,359.96	3.05%	\$ 1,376.75	\$ 1,450.90
MGS-S Customer 2316	\$ 4,597.10	\$ 4,732.93	2.95%	\$ 13,276.57	\$ 13,412.40	1.02%	\$ 2,057.09	\$ 2,167.09
MGS-S Customer 2317	\$ 10,393.88	\$ 10,557.49	1.57%	\$ 31,290.42	\$ 31,454.03	0.52%	\$ 3,991.99	\$ 4,089.39

Internal Use

Customer	Delivery 1/24 Prices	Delivery 8/24 Prices	Delivery % Difference	Bundled 1/24 Prices	Bundled 8/24 Prices	Bundled % Difference	Distribution 8/24 Prices	Distribution 1/25 Prices
MGS-S Customer 2318	\$ 2,843.32	\$ 2,971.81	4.52%	\$ 7,905.09	\$ 8,033.58	1.63%	\$ 1,518.63	\$ 1,571.87
MGS-S Customer 2319	\$ 7,642.49	\$ 7,792.96	1.97%	\$ 27,030.75	\$ 27,181.22	0.56%	\$ 3,064.02	\$ 3,140.89
MGS-S Customer 2320	\$ 16,571.78	\$ 16,762.74	1.15%	\$ 64,379.70	\$ 64,570.66	0.30%	\$ 5,917.99	\$ 6,050.14
MGS-S Customer 2321	\$ 1,840.85	\$ 1,964.55	6.72%	\$ 2,681.83	\$ 2,805.53	4.61%	\$ 1,190.14	\$ 1,256.79
MGS-S Customer 2322	\$ 3,963.91	\$ 4,097.95	3.38%	\$ 8,232.80	\$ 8,366.84	1.63%	\$ 1,908.84	\$ 1,967.51
MGS-S Customer 2323	\$ 5,574.83	\$ 5,766.20	3.43%	\$ 10,300.78	\$ 10,492.15	1.86%	\$ 2,823.28	\$ 2,842.03
MGS-S Customer 2324	\$ 2,618.58	\$ 2,746.07	4.87%	\$ 4,927.28	\$ 5,054.77	2.59%	\$ 1,452.67	\$ 1,515.43
MGS-S Customer 2325	\$ 3,440.54	\$ 3,571.84	3.82%	\$ 7,059.61	\$ 7,190.91	1.86%	\$ 1,722.29	\$ 1,793.13
MGS-S Customer 2326	\$ 24,223.71	\$ 24,449.73	0.93%	\$ 90,871.42	\$ 91,097.44	0.25%	\$ 8,394.07	\$ 8,584.64
MGS-S Customer 2327	\$ 6,689.64	\$ 6,810.50	1.81%	\$ 15,849.02	\$ 15,969.88	0.76%	\$ 2,706.36	\$ 2,729.76
MGS-S Customer 2328	\$ 3,012.53	\$ 3,115.13	3.41%	\$ 8,264.77	\$ 8,367.37	1.24%	\$ 1,440.43	\$ 1,486.30
MGS-S Customer 2329	\$ 4,280.19	\$ 4,415.06	3.15%	\$ 14,477.08	\$ 14,611.95	0.93%	\$ 1,969.88	\$ 2,037.16
MGS-S Customer 2330	\$ 3,935.78	\$ 4,042.83	2.72%	\$ 9,277.38	\$ 9,384.43	1.15%	\$ 1,754.38	\$ 1,807.63
MGS-S Customer 2331	\$ 4,345.07	\$ 4,480.91	3.13%	\$ 10,012.55	\$ 10,148.39	1.36%	\$ 2,033.38	\$ 2,089.27
MGS-S Customer 2332	\$ 3,913.09	\$ 4,046.97	3.42%	\$ 7,944.31	\$ 8,078.19	1.69%	\$ 1,895.67	\$ 1,950.79
MGS-S Customer 2333	\$ 1,494.16	\$ 1,616.50	8.19%	\$ 2,967.82	\$ 3,090.16	4.12%	\$ 1,083.69	\$ 1,126.96
MGS-S Customer 2334	\$ 701.04	\$ 819.60	16.91%	\$ 701.04	\$ 819.60	16.91%	\$ 819.60	\$ 861.98
MGS-S Customer 2335	\$ 2,688.84	\$ 2,816.69	4.75%	\$ 5,243.78	\$ 5,371.63	2.44%	\$ 1,477.07	\$ 1,537.59
MGS-S Customer 2336	\$ 2,274.12	\$ 2,400.09	5.54%	\$ 3,359.62	\$ 3,485.59	3.75%	\$ 1,344.76	\$ 1,403.75
MGS-S Customer 2337	\$ 4,648.12	\$ 4,758.53	2.38%	\$ 12,623.50	\$ 12,733.91	0.87%	\$ 1,986.84	\$ 2,035.09
MGS-S Customer 2338	\$ 8,260.17	\$ 8,412.79	1.85%	\$ 34,586.52	\$ 34,739.14	0.44%	\$ 3,220.13	\$ 3,308.62
MGS-S Customer 2339	\$ 789.26	\$ 881.52	11.69%	\$ 870.73	\$ 962.99	10.60%	\$ 713.51	\$ 749.23
MGS-S Customer 2340	\$ 2,167.30	\$ 2,303.14	6.27%	\$ 3,780.70	\$ 3,916.54	3.59%	\$ 1,387.73	\$ 1,426.58
MGS-S Customer 2341	\$ 2,988.92	\$ 3,091.45	3.43%	\$ 5,912.13	\$ 6,014.66	1.73%	\$ 1,440.15	\$ 1,496.95
MGS-S Customer 2342	\$ 3,128.49	\$ 3,258.48	4.16%	\$ 7,741.89	\$ 7,871.88	1.68%	\$ 1,622.14	\$ 1,673.62
MGS-S Customer 2343	\$ 896.16	\$ 988.88	10.35%	\$ 909.87	\$ 1,002.59	10.19%	\$ 747.58	\$ 787.77
MGS-S Customer 2344	\$ 2,435.49	\$ 2,562.52	5.22%	\$ 4,382.54	\$ 4,509.57	2.90%	\$ 1,409.57	\$ 1,449.54
MGS-S Customer 2345	\$ 1,941.15	\$ 2,037.32	4.95%	\$ 16,284.90	\$ 16,381.07	0.59%	\$ 996.00	\$ 1,052.45
MGS-S Customer 2346	\$ 1,253.07	\$ 1,374.28	9.67%	\$ 1,541.01	\$ 1,662.22	7.87%	\$ 1,006.26	\$ 1,052.29
MGS-S Customer 2347	\$ 2,564.17	\$ 2,691.71	4.97%	\$ 3,885.86	\$ 4,013.40	3.28%	\$ 1,450.38	\$ 1,500.90
MGS-S Customer 2348	\$ 2,262.66	\$ 2,361.25	4.36%	\$ 6,904.74	\$ 7,003.33	1.43%	\$ 1,169.19	\$ 1,234.64
MGS-S Customer 2349	\$ 846.87	\$ 965.43	14.00%	\$ 7,995.20	\$ 8,113.76	1.48%	\$ 819.60	\$ 861.98
MGS-S Customer 2350	\$ 7,710.65	\$ 7,861.74	1.96%	\$ 21,928.48	\$ 22,079.57	0.69%	\$ 3,114.06	\$ 3,203.95
MGS-S Customer 2351	\$ 2,127.86	\$ 2,226.59	4.64%	\$ 4,106.91	\$ 4,205.64	2.40%	\$ 1,165.28	\$ 1,200.10
MGS-S Customer 2352	\$ 3,566.59	\$ 3,698.65	3.70%	\$ 9,142.66	\$ 9,274.72	1.44%	\$ 1,767.15	\$ 1,818.89
MGS-S Customer 2353	\$ 1,544.33	\$ 1,667.09	7.95%	\$ 1,999.67	\$ 2,122.43	6.14%	\$ 1,111.70	\$ 1,150.64
MGS-S Customer 2354	\$ 2,014.55	\$ 2,139.07	6.18%	\$ 4,246.23	\$ 4,370.75	2.93%	\$ 1,244.72	\$ 1,306.08
MGS-S Customer 2355	\$ 8,434.43	\$ 8,561.79	1.51%	\$ 29,303.55	\$ 29,430.91	0.43%	\$ 3,185.47	\$ 3,264.28
MGS-S Customer 2356	\$ 762.73	\$ 854.89	12.08%	\$ 875.85	\$ 968.01	10.52%	\$ 705.70	\$ 739.35
MGS-S Customer 2357	\$ 3,678.57	\$ 3,784.50	2.88%	\$ 8,511.12	\$ 8,617.05	1.24%	\$ 1,673.19	\$ 1,720.76

Internal Use

Customer	Delivery 1/24 Prices	Delivery 8/24 Prices	Delivery % Difference	Bundled 1/24 Prices	Bundled 8/24 Prices	Bundled % Difference	Distribution 8/24 Prices	Distribution 1/25 Prices
MGS-S Customer 2358	\$ 3,998.95	\$ 4,134.71	3.39%	\$ 9,415.05	\$ 9,550.81	1.44%	\$ 1,920.55	\$ 1,984.37
MGS-S Customer 2359	\$ 4,248.13	\$ 4,357.26	2.57%	\$ 9,513.40	\$ 9,622.53	1.15%	\$ 1,886.61	\$ 1,910.14
MGS-S Customer 2360	\$ 3,350.27	\$ 3,454.96	3.12%	\$ 7,724.28	\$ 7,828.97	1.36%	\$ 1,578.48	\$ 1,605.68
MGS-S Customer 2361	\$ 3,595.38	\$ 3,701.34	2.95%	\$ 7,489.49	\$ 7,595.45	1.41%	\$ 1,666.55	\$ 1,694.24
MGS-S Customer 2362	\$ 2,723.40	\$ 2,824.81	3.72%	\$ 7,809.62	\$ 7,911.03	1.30%	\$ 1,351.36	\$ 1,384.37
MGS-S Customer 2363	\$ 3,092.04	\$ 3,195.33	3.34%	\$ 8,342.80	\$ 8,446.09	1.24%	\$ 1,480.79	\$ 1,510.39
MGS-S Customer 2364	\$ 6,340.96	\$ 6,486.38	2.29%	\$ 10,267.06	\$ 10,412.48	1.42%	\$ 2,715.18	\$ 2,800.55
MGS-S Customer 2365	\$ 2,734.60	\$ 2,835.99	3.71%	\$ 7,494.25	\$ 7,595.64	1.35%	\$ 1,352.82	\$ 1,391.87
MGS-S Customer 2366	\$ 6,050.53	\$ 6,194.47	2.38%	\$ 11,062.93	\$ 11,206.87	1.30%	\$ 2,610.20	\$ 2,691.11
MGS-S Customer 2367	\$ 2,881.38	\$ 2,983.79	3.55%	\$ 5,406.72	\$ 5,509.13	1.89%	\$ 1,422.50	\$ 1,457.81
MGS-S Customer 2368	\$ 3,608.12	\$ 3,740.09	3.66%	\$ 11,115.36	\$ 11,247.33	1.19%	\$ 1,763.22	\$ 1,820.91
MGS-S Customer 2369	\$ 779.81	\$ 871.98	11.82%	\$ 1,555.20	\$ 1,647.37	5.93%	\$ 706.40	\$ 740.74
MGS-S Customer 2370	\$ 3,053.12	\$ 3,182.69	4.24%	\$ 6,637.46	\$ 6,767.03	1.95%	\$ 1,596.60	\$ 1,656.59
MGS-S Customer 2371	\$ 611.95	\$ 703.37	14.94%	\$ 627.49	\$ 718.91	14.57%	\$ 654.02	\$ 687.73
MGS-S Customer 2372	\$ 2,813.67	\$ 2,942.04	4.56%	\$ 6,863.29	\$ 6,991.66	1.87%	\$ 1,511.57	\$ 1,569.84
MGS-S Customer 2373	\$ 1,013.78	\$ 1,133.76	11.83%	\$ 1,941.14	\$ 2,061.12	6.18%	\$ 919.55	\$ 964.50
MGS-S Customer 2374	\$ 2,124.82	\$ 2,223.70	4.65%	\$ 3,832.26	\$ 3,931.14	2.58%	\$ 1,172.05	\$ 1,199.34
MGS-S Customer 2375	\$ 3,793.12	\$ 3,899.01	2.79%	\$ 14,053.54	\$ 14,159.43	0.75%	\$ 1,672.23	\$ 1,722.71
MGS-S Customer 2376	\$ 810.47	\$ 929.57	14.70%	\$ 965.87	\$ 1,084.97	12.33%	\$ 857.19	\$ 898.66
MGS-S Customer 2377	\$ 701.04	\$ 819.60	16.91%	\$ 701.04	\$ 819.60	16.91%	\$ 819.60	\$ 861.98
MGS-S Customer 2378	\$ 6,235.80	\$ 6,379.83	2.31%	\$ 22,351.55	\$ 22,495.58	0.64%	\$ 2,608.81	\$ 2,673.25
MGS-S Customer 2379	\$ 1,420.65	\$ 1,515.71	6.69%	\$ 2,777.19	\$ 2,872.25	3.42%	\$ 914.33	\$ 961.84
MGS-S Customer 2380	\$ 3,886.68	\$ 3,993.51	2.75%	\$ 11,364.09	\$ 11,470.92	0.94%	\$ 1,733.18	\$ 1,772.46
MGS-S Customer 2381	\$ 2,278.70	\$ 2,376.37	4.29%	\$ 17,105.32	\$ 17,202.99	0.57%	\$ 1,104.16	\$ 1,167.69
MGS-S Customer 2382	\$ 854.08	\$ 946.74	10.85%	\$ 897.39	\$ 990.05	10.33%	\$ 739.55	\$ 771.09
MGS-S Customer 2383	\$ 3,843.80	\$ 3,950.42	2.77%	\$ 8,588.03	\$ 8,694.65	1.24%	\$ 1,725.24	\$ 1,780.34
MGS-S Customer 2384	\$ 5,788.69	\$ 5,954.91	2.87%	\$ 11,428.74	\$ 11,594.96	1.45%	\$ 2,688.05	\$ 2,747.73
MGS-S Customer 2385	\$ 960.83	\$ 1,053.90	9.69%	\$ 1,609.85	\$ 1,702.92	5.78%	\$ 769.56	\$ 804.60
MGS-S Customer 2386	\$ 1,729.31	\$ 1,852.64	7.13%	\$ 2,349.65	\$ 2,472.98	5.25%	\$ 1,159.88	\$ 1,217.75
MGS-S Customer 2387	\$ 1,387.22	\$ 1,509.00	8.78%	\$ 1,835.13	\$ 1,956.91	6.64%	\$ 1,048.31	\$ 1,098.63
MGS-S Customer 2388	\$ 3,405.53	\$ 3,536.77	3.85%	\$ 8,646.12	\$ 8,777.36	1.52%	\$ 1,710.99	\$ 1,766.10
MGS-S Customer 2389	\$ 734.74	\$ 825.82	12.40%	\$ 10,351.40	\$ 10,442.48	0.88%	\$ 629.64	\$ 662.11
MGS-S Customer 2390	\$ 633.91	\$ 724.99	14.37%	\$ 5,308.09	\$ 5,399.17	1.72%	\$ 629.64	\$ 662.11
MGS-S Customer 2391	\$ 7,048.28	\$ 7,226.58	2.53%	\$ 19,114.52	\$ 19,292.82	0.93%	\$ 3,093.21	\$ 3,198.03
MGS-S Customer 2392	\$ 1,783.72	\$ 1,880.77	5.44%	\$ 3,049.19	\$ 3,146.24	3.18%	\$ 1,048.77	\$ 1,086.32
MGS-S Customer 2393	\$ 5,962.16	\$ 6,104.81	2.39%	\$ 22,136.41	\$ 22,279.06	0.64%	\$ 2,512.74	\$ 2,578.07
MGS-S Customer 2394	\$ 3,990.70	\$ 4,097.68	2.68%	\$ 13,305.02	\$ 13,412.00	0.80%	\$ 1,748.27	\$ 1,797.75
MGS-S Customer 2395	\$ 3,167.58	\$ 3,270.99	3.26%	\$ 8,003.22	\$ 8,106.63	1.29%	\$ 1,496.73	\$ 1,543.17
MGS-S Customer 2396	\$ 1,401.97	\$ 1,524.23	8.72%	\$ 1,893.30	\$ 2,015.56	6.46%	\$ 1,071.31	\$ 1,098.44
MGS-S Customer 2397	\$ 5,487.22	\$ 5,601.19	2.08%	\$ 19,054.77	\$ 19,168.74	0.60%	\$ 2,236.77	\$ 2,287.13

Internal Use

Customer	Delivery 1/24 Prices	Delivery 8/24 Prices	Delivery % Difference	Bundled 1/24 Prices	Bundled 8/24 Prices	Bundled % Difference	Distribution 8/24 Prices	Distribution 1/25 Prices
MGS-S Customer 2398	\$ 2,745.18	\$ 2,847.12	3.71%	\$ 7,018.64	\$ 7,120.58	1.45%	\$ 1,379.74	\$ 1,393.53
MGS-S Customer 2399	\$ 9,965.56	\$ 10,126.65	1.62%	\$ 42,434.72	\$ 42,595.81	0.38%	\$ 3,795.98	\$ 3,849.32
MGS-S Customer 2400	\$ 2,470.86	\$ 2,570.70	4.04%	\$ 8,038.24	\$ 8,138.08	1.24%	\$ 1,248.31	\$ 1,296.64
MGS-S Customer 2401	\$ 2,985.25	\$ 3,114.56	4.33%	\$ 8,590.45	\$ 8,719.76	1.51%	\$ 1,571.19	\$ 1,615.31
MGS-S Customer 2402	\$ 1,847.59	\$ 1,971.59	6.71%	\$ 3,079.58	\$ 3,203.58	4.03%	\$ 1,202.90	\$ 1,252.73
MGS-S Customer 2403	\$ 1,244.42	\$ 1,365.63	9.74%	\$ 1,811.17	\$ 1,932.38	6.69%	\$ 1,004.70	\$ 1,046.38
MGS-S Customer 2404	\$ 1,424.89	\$ 1,546.92	8.56%	\$ 2,192.40	\$ 2,314.43	5.57%	\$ 1,063.33	\$ 1,108.28
MGS-S Customer 2405	\$ 3,729.91	\$ 3,835.77	2.84%	\$ 12,143.72	\$ 12,249.58	0.87%	\$ 1,667.37	\$ 1,712.75
MGS-S Customer 2406	\$ 3,390.84	\$ 3,495.26	3.08%	\$ 11,831.15	\$ 11,935.57	0.88%	\$ 1,561.06	\$ 1,591.72
MGS-S Customer 2407	\$ 1,072.01	\$ 1,165.68	8.74%	\$ 1,588.14	\$ 1,681.81	5.90%	\$ 810.72	\$ 843.67
MGS-S Customer 2408	\$ 904.47	\$ 997.27	10.26%	\$ 1,780.19	\$ 1,872.99	5.21%	\$ 750.23	\$ 782.93
MGS-S Customer 2409	\$ 1,869.90	\$ 1,993.95	6.63%	\$ 4,068.33	\$ 4,192.38	3.05%	\$ 1,205.55	\$ 1,253.15
MGS-S Customer 2410	\$ 947.48	\$ 1,040.48	9.82%	\$ 1,458.58	\$ 1,551.58	6.38%	\$ 765.55	\$ 801.04
MGS-S Customer 2411	\$ 4,879.25	\$ 4,991.06	2.29%	\$ 11,856.19	\$ 11,968.00	0.94%	\$ 2,080.91	\$ 2,120.49
MGS-S Customer 2412	\$ 4,341.17	\$ 4,450.10	2.51%	\$ 11,613.37	\$ 11,722.30	0.94%	\$ 1,884.34	\$ 1,933.82
MGS-S Customer 2413	\$ 4,491.78	\$ 4,601.23	2.44%	\$ 14,244.07	\$ 14,353.52	0.77%	\$ 1,920.29	\$ 1,968.18
MGS-S Customer 2414	\$ 2,754.12	\$ 2,855.54	3.68%	\$ 7,355.75	\$ 7,457.17	1.38%	\$ 1,357.26	\$ 1,400.71
MGS-S Customer 2415	\$ 2,125.78	\$ 2,224.50	4.64%	\$ 3,878.93	\$ 3,977.65	2.55%	\$ 1,165.33	\$ 1,201.20
MGS-S Customer 2416	\$ 8,325.91	\$ 8,480.06	1.85%	\$ 26,617.24	\$ 26,771.39	0.58%	\$ 3,317.00	\$ 3,383.58
MGS-S Customer 2417	\$ 19,729.23	\$ 19,935.18	1.04%	\$ 65,480.40	\$ 65,686.35	0.31%	\$ 6,987.92	\$ 7,171.44
MGS-S Customer 2418	\$ 6,542.21	\$ 6,661.20	1.82%	\$ 18,032.56	\$ 18,151.55	0.66%	\$ 2,598.49	\$ 2,673.17
MGS-S Customer 2419	\$ 687.25	\$ 779.06	13.36%	\$ 725.41	\$ 817.22	12.66%	\$ 680.53	\$ 713.55
MGS-S Customer 2420	\$ 1,526.98	\$ 1,649.36	8.01%	\$ 3,194.43	\$ 3,316.81	3.83%	\$ 1,089.43	\$ 1,138.15
MGS-S Customer 2421	\$ 2,573.71	\$ 2,700.81	4.94%	\$ 7,468.77	\$ 7,595.87	1.70%	\$ 1,423.04	\$ 1,480.39
MGS-S Customer 2422	\$ 538.56	\$ 629.64	16.91%	\$ 538.56	\$ 629.64	16.91%	\$ 629.64	\$ 662.11
MGS-S Customer 2423	\$ 618.32	\$ 709.75	14.79%	\$ 755.44	\$ 846.87	12.10%	\$ 655.04	\$ 689.17
MGS-S Customer 2424	\$ 2,352.33	\$ 2,451.74	4.23%	\$ 6,655.73	\$ 6,755.14	1.49%	\$ 1,217.97	\$ 1,263.94
MGS-S Customer 2425	\$ 960.72	\$ 1,080.50	12.47%	\$ 1,102.41	\$ 1,222.19	10.87%	\$ 906.21	\$ 951.78
MGS-S Customer 2426	\$ 601.99	\$ 693.36	15.18%	\$ 649.98	\$ 741.35	14.06%	\$ 650.25	\$ 684.07
MGS-S Customer 2427	\$ 3,418.84	\$ 3,523.25	3.05%	\$ 9,925.47	\$ 10,029.88	1.05%	\$ 1,568.96	\$ 1,619.40
MGS-S Customer 2428	\$ 813.35	\$ 932.42	14.64%	\$ 839.40	\$ 958.47	14.19%	\$ 856.49	\$ 901.29
MGS-S Customer 2429	\$ 613.29	\$ 704.73	14.91%	\$ 699.10	\$ 790.54	13.08%	\$ 654.67	\$ 687.51
MGS-S Customer 2430	\$ 1,280.57	\$ 1,400.62	9.37%	\$ 13,767.42	\$ 13,887.47	0.87%	\$ 926.80	\$ 976.20
MGS-S Customer 2431	\$ 7,594.31	\$ 7,718.53	1.64%	\$ 22,786.81	\$ 22,911.03	0.55%	\$ 2,954.05	\$ 3,007.45
MGS-S Customer 2432	\$ 4,414.51	\$ 4,550.89	3.09%	\$ 9,049.04	\$ 9,185.42	1.51%	\$ 2,068.39	\$ 2,119.69
MGS-S Customer 2433	\$ 2,914.95	\$ 3,043.98	4.43%	\$ 4,930.56	\$ 5,059.59	2.62%	\$ 1,559.22	\$ 1,619.90
MGS-S Customer 2434	\$ 928.97	\$ 1,048.54	12.87%	\$ 1,203.20	\$ 1,322.77	9.94%	\$ 892.98	\$ 940.17
MGS-S Customer 2435	\$ 2,182.23	\$ 2,307.89	5.76%	\$ 5,072.64	\$ 5,198.30	2.48%	\$ 1,314.61	\$ 1,355.09
MGS-S Customer 2436	\$ 7,240.85	\$ 7,362.75	1.68%	\$ 24,391.14	\$ 24,513.04	0.50%	\$ 2,801.41	\$ 2,875.38
MGS-S Customer 2437	\$ 4,749.64	\$ 4,860.30	2.33%	\$ 16,889.13	\$ 16,999.79	0.66%	\$ 2,000.47	\$ 2,038.67

Customer	Delivery 1/24 Prices	Delivery 8/24 Prices	Delivery % Difference	Bundled 1/24 Prices	Bundled 8/24 Prices	Bundled % Difference	Distribution 8/24 Prices	Distribution 1/25 Prices
MGS-S Customer 2438	\$ 2,039.28	\$ 2,164.19	6.13%	\$ 4,545.43	\$ 4,670.34	2.75%	\$ 1,264.03	\$ 1,309.23
MGS-S Customer 2439	\$ 4,588.25	\$ 4,724.89	2.98%	\$ 17,915.96	\$ 18,052.60	0.76%	\$ 2,079.47	\$ 2,115.04
MGS-S Customer 2440	\$ 1,485.65	\$ 1,581.01	6.42%	\$ 3,843.48	\$ 3,938.84	2.48%	\$ 933.55	\$ 976.27
MGS-S Customer 2441	\$ 5,491.08	\$ 5,632.24	2.57%	\$ 16,853.46	\$ 16,994.62	0.84%	\$ 2,399.12	\$ 2,444.32
MGS-S Customer 2442	\$ 17,923.39	\$ 18,209.36	1.60%	\$ 62,911.28	\$ 63,197.25	0.45%	\$ 7,132.91	\$ 7,063.67
MGS-S Customer 2443	\$ 2,600.02	\$ 2,727.55	4.90%	\$ 7,120.29	\$ 7,247.82	1.79%	\$ 1,446.30	\$ 1,489.01
MGS-S Customer 2444	\$ 4,291.97	\$ 4,427.25	3.15%	\$ 11,815.09	\$ 11,950.37	1.14%	\$ 1,997.07	\$ 2,059.02
MGS-S Customer 2445	\$ 6,562.52	\$ 6,708.40	2.22%	\$ 18,281.40	\$ 18,427.28	0.80%	\$ 2,744.03	\$ 2,820.30
MGS-S Customer 2446	\$ 4,260.35	\$ 4,395.95	3.18%	\$ 9,595.78	\$ 9,731.38	1.41%	\$ 2,012.77	\$ 2,060.45
MGS-S Customer 2447	\$ 2,705.75	\$ 2,833.45	4.72%	\$ 7,203.17	\$ 7,330.87	1.77%	\$ 1,467.39	\$ 1,530.20
MGS-S Customer 2448	\$ 3,132.41	\$ 3,262.70	4.16%	\$ 5,708.14	\$ 5,838.43	2.28%	\$ 1,640.84	\$ 1,688.61
MGS-S Customer 2449	\$ 24,515.32	\$ 24,741.32	0.92%	\$ 79,389.30	\$ 79,615.30	0.28%	\$ 8,460.28	\$ 8,801.76
MGS-S Customer 2450	\$ 16,883.07	\$ 17,082.58	1.18%	\$ 41,975.37	\$ 42,174.88	0.48%	\$ 6,394.29	\$ 6,261.83
MGS-S Customer 2451	\$ 1,688.26	\$ 1,811.47	7.30%	\$ 3,059.20	\$ 3,182.41	4.03%	\$ 1,147.27	\$ 1,196.28
MGS-S Customer 2452	\$ 1,474.16	\$ 1,596.52	8.30%	\$ 3,192.69	\$ 3,315.05	3.83%	\$ 1,081.90	\$ 1,116.39
MGS-S Customer 2453	\$ 1,825.18	\$ 1,922.39	5.33%	\$ 3,298.95	\$ 3,396.16	2.95%	\$ 1,060.70	\$ 1,099.50
MGS-S Customer 2454	\$ 988.40	\$ 1,108.41	12.14%	\$ 1,367.18	\$ 1,487.19	8.78%	\$ 919.40	\$ 958.26
MGS-S Customer 2455	\$ 9,185.60	\$ 9,343.88	1.72%	\$ 32,047.47	\$ 32,205.75	0.49%	\$ 3,597.31	\$ 3,645.59
MGS-S Customer 2456	\$ 3,154.32	\$ 3,284.75	4.13%	\$ 7,049.57	\$ 7,180.00	1.85%	\$ 1,646.79	\$ 1,684.75
MGS-S Customer 2457	\$ 2,846.22	\$ 2,974.83	4.52%	\$ 6,100.45	\$ 6,229.06	2.11%	\$ 1,528.65	\$ 1,586.72
MGS-S Customer 2458	\$ 902.11	\$ 1,021.59	13.24%	\$ 1,034.20	\$ 1,153.68	11.55%	\$ 885.72	\$ 931.57
MGS-S Customer 2459	\$ 1,861.21	\$ 1,985.21	6.66%	\$ 2,944.54	\$ 3,068.54	4.21%	\$ 1,204.93	\$ 1,259.54
MGS-S Customer 2460	\$ 1,657.45	\$ 1,780.58	7.43%	\$ 3,275.88	\$ 3,399.01	3.76%	\$ 1,139.14	\$ 1,182.65
MGS-S Customer 2461	\$ 1,183.36	\$ 1,305.01	10.28%	\$ 1,782.10	\$ 1,903.75	6.83%	\$ 982.56	\$ 1,032.84
MGS-S Customer 2462	\$ 3,162.49	\$ 3,265.89	3.27%	\$ 9,134.25	\$ 9,237.65	1.13%	\$ 1,492.97	\$ 1,531.70
MGS-S Customer 2463	\$ 2,480.36	\$ 2,606.64	5.09%	\$ 7,124.04	\$ 7,250.32	1.77%	\$ 1,375.61	\$ 1,454.40
MGS-S Customer 2464	\$ 2,270.58	\$ 2,396.59	5.55%	\$ 4,986.74	\$ 5,112.75	2.53%	\$ 1,341.98	\$ 1,388.23
MGS-S Customer 2465	\$ 2,388.37	\$ 2,514.89	5.30%	\$ 5,509.14	\$ 5,635.66	2.30%	\$ 1,378.27	\$ 1,426.71
MGS-S Customer 2466	\$ 3,567.11	\$ 3,699.29	3.71%	\$ 10,779.43	\$ 10,911.61	1.23%	\$ 1,768.20	\$ 1,804.06
MGS-S Customer 2467	\$ 3,711.29	\$ 3,844.29	3.58%	\$ 7,194.05	\$ 7,327.05	1.85%	\$ 1,832.73	\$ 1,883.77
MGS-S Customer 2468	\$ 2,649.27	\$ 2,777.10	4.83%	\$ 6,726.20	\$ 6,854.03	1.90%	\$ 1,466.99	\$ 1,509.11
MGS-S Customer 2469	\$ 1,387.27	\$ 1,482.23	6.85%	\$ 3,131.05	\$ 3,226.01	3.03%	\$ 904.87	\$ 946.17
MGS-S Customer 2470	\$ 1,553.33	\$ 1,675.80	7.88%	\$ 3,218.49	\$ 3,340.96	3.81%	\$ 1,096.86	\$ 1,147.79
MGS-S Customer 2471	\$ 5,855.44	\$ 5,997.95	2.43%	\$ 22,903.58	\$ 23,046.09	0.62%	\$ 2,490.95	\$ 2,528.95
MGS-S Customer 2472	\$ 4,793.77	\$ 4,931.70	2.88%	\$ 14,199.96	\$ 14,337.89	0.97%	\$ 2,173.05	\$ 2,215.63
MGS-S Customer 2473	\$ 1,235.81	\$ 1,356.92	9.80%	\$ 1,729.43	\$ 1,850.54	7.00%	\$ 999.12	\$ 1,044.76
MGS-S Customer 2474	\$ 3,809.24	\$ 3,942.47	3.50%	\$ 10,253.71	\$ 10,386.94	1.30%	\$ 1,847.41	\$ 1,896.33
MGS-S Customer 2475	\$ 1,236.26	\$ 1,357.46	9.80%	\$ 1,620.19	\$ 1,741.39	7.48%	\$ 995.30	\$ 1,048.84
MGS-S Customer 2476	\$ 2,041.51	\$ 2,166.91	6.14%	\$ 2,644.82	\$ 2,770.22	4.74%	\$ 1,291.05	\$ 1,319.95
MGS-S Customer 2477	\$ 2,811.60	\$ 2,913.00	3.61%	\$ 9,606.86	\$ 9,708.26	1.06%	\$ 1,357.92	\$ 1,406.16

Internal Use

Customer	Delivery 1/24 Prices	Delivery 8/24 Prices	Delivery % Difference	Bundled 1/24 Prices	Bundled 8/24 Prices	Bundled % Difference	Distribution 8/24 Prices	Distribution 1/25 Prices
MGS-S Customer 2478	\$ 2,107.63	\$ 2,235.44	6.06%	\$ 2,816.06	\$ 2,943.87	4.54%	\$ 1,309.23	\$ 1,365.32
MGS-S Customer 2479	\$ 2,672.54	\$ 2,800.18	4.78%	\$ 6,959.71	\$ 7,087.35	1.83%	\$ 1,461.07	\$ 1,519.14
MGS-S Customer 2480	\$ 2,222.49	\$ 2,348.39	5.66%	\$ 4,352.36	\$ 4,478.26	2.89%	\$ 1,332.62	\$ 1,374.81
MGS-S Customer 2481	\$ 5,683.87	\$ 5,825.16	2.49%	\$ 17,948.13	\$ 18,089.42	0.79%	\$ 2,427.39	\$ 2,513.72
MGS-S Customer 2482	\$ 1,143.10	\$ 1,236.91	8.21%	\$ 2,470.62	\$ 2,564.43	3.80%	\$ 823.68	\$ 864.24
MGS-S Customer 2483	\$ 819.35	\$ 911.80	11.28%	\$ 952.35	\$ 1,044.80	9.71%	\$ 725.75	\$ 758.71
MGS-S Customer 2484	\$ 681.92	\$ 773.00	13.36%	\$ 7,709.25	\$ 7,800.33	1.18%	\$ 629.64	\$ 662.11
MGS-S Customer 2485	\$ 2,067.79	\$ 2,165.88	4.74%	\$ 5,877.68	\$ 5,975.77	1.67%	\$ 1,124.59	\$ 1,168.19
MGS-S Customer 2486	\$ 4,616.28	\$ 4,753.13	2.96%	\$ 8,574.37	\$ 8,711.22	1.60%	\$ 2,116.75	\$ 2,201.77
MGS-S Customer 2487	\$ 901.10	\$ 1,020.63	13.26%	\$ 1,014.56	\$ 1,134.09	11.78%	\$ 887.61	\$ 930.77
MGS-S Customer 2488	\$ 1,295.36	\$ 1,416.73	9.37%	\$ 2,463.25	\$ 2,584.62	4.93%	\$ 1,016.34	\$ 1,060.29
MGS-S Customer 2489	\$ 1,995.16	\$ 2,119.65	6.24%	\$ 5,112.73	\$ 5,237.22	2.43%	\$ 1,238.33	\$ 1,291.26
MGS-S Customer 2490	\$ 1,802.92	\$ 1,926.49	6.85%	\$ 3,969.36	\$ 4,092.93	3.11%	\$ 1,176.13	\$ 1,231.89
MGS-S Customer 2491	\$ 3,561.45	\$ 3,666.22	2.94%	\$ 11,719.19	\$ 11,823.96	0.89%	\$ 1,598.63	\$ 1,659.43
MGS-S Customer 2492	\$ 2,495.96	\$ 2,596.08	4.01%	\$ 6,365.84	\$ 6,465.96	1.57%	\$ 1,268.57	\$ 1,317.49
MGS-S Customer 2493	\$ 2,316.26	\$ 2,442.27	5.44%	\$ 5,900.25	\$ 6,026.26	2.14%	\$ 1,345.54	\$ 1,399.63
MGS-S Customer 2494	\$ 1,868.39	\$ 1,965.52	5.20%	\$ 4,468.12	\$ 4,565.25	2.17%	\$ 1,059.85	\$ 1,108.70
MGS-S Customer 2495	\$ 16,952.93	\$ 17,168.05	1.27%	\$ 77,238.44	\$ 77,453.56	0.28%	\$ 5,985.12	\$ 6,320.52
MGS-S Customer 2496	\$ 3,113.57	\$ 3,217.05	3.32%	\$ 9,024.43	\$ 9,127.91	1.15%	\$ 1,490.70	\$ 1,511.22
MGS-S Customer 2497	\$ 1,370.10	\$ 1,491.81	8.88%	\$ 1,856.63	\$ 1,978.34	6.56%	\$ 1,042.59	\$ 1,092.29
MGS-S Customer 2498	\$ 950.10	\$ 1,069.93	12.61%	\$ 1,177.60	\$ 1,297.43	10.18%	\$ 907.08	\$ 946.06
MGS-S Customer 2499	\$ 2,696.16	\$ 2,823.66	4.73%	\$ 9,071.27	\$ 9,198.77	1.41%	\$ 1,452.35	\$ 1,513.14
MGS-S Customer 2500	\$ 2,624.67	\$ 2,725.71	3.85%	\$ 5,385.62	\$ 5,486.66	1.88%	\$ 1,328.84	\$ 1,367.86
MGS-S Customer 2501	\$ 2,054.76	\$ 2,179.68	6.08%	\$ 5,533.52	\$ 5,658.44	2.26%	\$ 1,264.42	\$ 1,307.18
MGS-S Customer 2502	\$ 588.59	\$ 679.90	15.51%	\$ 660.12	\$ 751.43	13.83%	\$ 645.79	\$ 679.16
MGS-S Customer 2503	\$ 12,435.07	\$ 12,603.49	1.35%	\$ 54,529.80	\$ 54,698.22	0.31%	\$ 4,409.09	\$ 4,686.50
MGS-S Customer 2504	\$ 8,987.31	\$ 9,143.11	1.73%	\$ 29,691.89	\$ 29,847.69	0.52%	\$ 3,467.73	\$ 3,613.00
MGS-S Customer 2505	\$ 5,744.07	\$ 5,884.47	2.44%	\$ 19,410.00	\$ 19,550.40	0.72%	\$ 2,392.08	\$ 2,537.42
MGS-S Customer 2506	\$ 1,775.75	\$ 1,872.46	5.45%	\$ 4,677.48	\$ 4,774.19	2.07%	\$ 1,028.82	\$ 1,073.52
MGS-S Customer 2507	\$ 1,202.13	\$ 1,322.94	10.05%	\$ 2,714.98	\$ 2,835.79	4.45%	\$ 978.96	\$ 1,026.21
MGS-S Customer 2508	\$ 2,047.76	\$ 2,145.90	4.79%	\$ 4,079.71	\$ 4,177.85	2.41%	\$ 1,128.83	\$ 1,174.21
MGS-S Customer 2509	\$ 5,415.29	\$ 5,555.54	2.59%	\$ 14,464.97	\$ 14,605.22	0.97%	\$ 2,355.91	\$ 2,443.56
MGS-S Customer 2510	\$ 10,250.84	\$ 10,386.06	1.32%	\$ 34,163.94	\$ 34,299.16	0.40%	\$ 3,756.13	\$ 3,883.52
MGS-S Customer 2511	\$ 1,735.49	\$ 1,858.79	7.10%	\$ 5,032.23	\$ 5,155.53	2.45%	\$ 1,152.73	\$ 1,198.29
MGS-S Customer 2512	\$ 750.25	\$ 842.30	12.27%	\$ 977.52	\$ 1,069.57	9.42%	\$ 698.61	\$ 734.75
MGS-S Customer 2513	\$ 952.35	\$ 1,072.03	12.57%	\$ 1,295.14	\$ 1,414.82	9.24%	\$ 900.24	\$ 947.90
MGS-S Customer 2514	\$ 3,763.97	\$ 3,895.92	3.51%	\$ 10,788.90	\$ 10,920.85	1.22%	\$ 1,783.25	\$ 1,888.73
MGS-S Customer 2515	\$ 25,693.72	\$ 25,926.51	0.91%	\$ 103,095.93	\$ 103,328.72	0.23%	\$ 8,792.43	\$ 9,042.18
MGS-S Customer 2516	\$ 5,580.84	\$ 5,694.72	2.04%	\$ 19,774.22	\$ 19,888.10	0.58%	\$ 2,243.08	\$ 2,321.18
MGS-S Customer 2517	\$ 5,321.76	\$ 5,434.46	2.12%	\$ 18,326.34	\$ 18,439.04	0.61%	\$ 2,160.95	\$ 2,239.87

Internal Use

Customer	Delivery 1/24 Prices	Delivery 8/24 Prices	Delivery % Difference	Bundled 1/24 Prices	Bundled 8/24 Prices	Bundled % Difference	Distribution 8/24 Prices	Distribution 1/25 Prices
MGS-S Customer 2518	\$ 538.56	\$ 629.64	16.91%	\$ 538.56	\$ 629.64	16.91%	\$ 629.64	\$ 662.11
MGS-S Customer 2519	\$ 3,929.88	\$ 4,035.56	2.69%	\$ 14,020.16	\$ 14,125.84	0.75%	\$ 1,681.03	\$ 1,782.34
MGS-S Customer 2520	\$ 2,676.56	\$ 2,804.27	4.77%	\$ 6,397.78	\$ 6,525.49	2.00%	\$ 1,466.20	\$ 1,524.62
MGS-S Customer 2521	\$ 2,117.14	\$ 2,242.11	5.90%	\$ 4,558.50	\$ 4,683.47	2.74%	\$ 1,277.15	\$ 1,340.65
MGS-S Customer 2522	\$ 793.37	\$ 912.35	15.00%	\$ 903.06	\$ 1,022.04	13.18%	\$ 849.96	\$ 893.49
MGS-S Customer 2523	\$ 1,842.19	\$ 1,965.82	6.71%	\$ 3,602.31	\$ 3,725.94	3.43%	\$ 1,184.40	\$ 1,250.67
MGS-S Customer 2524	\$ 1,007.63	\$ 1,127.63	11.91%	\$ 1,354.99	\$ 1,474.99	8.86%	\$ 921.13	\$ 966.58
MGS-S Customer 2525	\$ 2,095.97	\$ 2,194.12	4.68%	\$ 5,805.77	\$ 5,903.92	1.69%	\$ 1,131.09	\$ 1,179.78
MGS-S Customer 2526	\$ 906.03	\$ 1,025.70	13.21%	\$ 1,103.02	\$ 1,222.69	10.85%	\$ 894.38	\$ 930.34
MGS-S Customer 2527	\$ 2,186.08	\$ 2,285.03	4.53%	\$ 5,330.84	\$ 5,429.79	1.86%	\$ 1,179.24	\$ 1,211.50
MGS-S Customer 2528	\$ 1,912.30	\$ 2,009.70	5.09%	\$ 5,144.36	\$ 5,241.76	1.89%	\$ 1,075.58	\$ 1,118.09
MGS-S Customer 2529	\$ 701.04	\$ 819.60	16.91%	\$ 701.04	\$ 819.60	16.91%	\$ 819.60	\$ 861.98
MGS-S Customer 2530	\$ 2,402.73	\$ 2,502.01	4.13%	\$ 6,488.68	\$ 6,587.96	1.53%	\$ 1,219.01	\$ 1,287.93
MGS-S Customer 2531	\$ 2,405.72	\$ 2,504.88	4.12%	\$ 7,500.28	\$ 7,599.44	1.32%	\$ 1,211.61	\$ 1,282.18
MGS-S Customer 2532	\$ 758.57	\$ 850.64	12.14%	\$ 921.51	\$ 1,013.58	9.99%	\$ 701.16	\$ 738.31
MGS-S Customer 2533	\$ 1,707.29	\$ 1,830.35	7.21%	\$ 2,977.90	\$ 3,100.96	4.13%	\$ 1,143.17	\$ 1,206.74
MGS-S Customer 2534	\$ 1,063.14	\$ 1,183.33	11.31%	\$ 2,173.78	\$ 2,293.97	5.53%	\$ 934.48	\$ 980.58
MGS-S Customer 2535	\$ 1,135.72	\$ 1,256.19	10.61%	\$ 2,046.17	\$ 2,166.64	5.89%	\$ 956.94	\$ 1,008.32
MGS-S Customer 2536	\$ 2,022.98	\$ 2,147.13	6.14%	\$ 7,016.30	\$ 7,140.45	1.77%	\$ 1,222.30	\$ 1,291.05
MGS-S Customer 2537	\$ 4,709.95	\$ 4,846.55	2.90%	\$ 8,284.12	\$ 8,420.72	1.65%	\$ 2,118.71	\$ 2,246.16
MGS-S Customer 2538	\$ 10,578.03	\$ 10,738.63	1.52%	\$ 45,177.07	\$ 45,337.67	0.36%	\$ 3,846.62	\$ 4,087.21
MGS-S Customer 2539	\$ 2,447.88	\$ 2,574.09	5.16%	\$ 6,285.54	\$ 6,411.75	2.01%	\$ 1,370.32	\$ 1,448.76
MGS-S Customer 2540	\$ 1,566.19	\$ 1,700.91	8.60%	\$ 5,131.22	\$ 5,265.94	2.63%	\$ 1,174.99	\$ 1,220.18
MGS-S Customer 2541	\$ 13,298.00	\$ 13,471.09	1.30%	\$ 47,691.36	\$ 47,864.45	0.36%	\$ 4,745.76	\$ 5,045.21
MGS-S Customer 2542	\$ 1,784.28	\$ 1,907.61	6.91%	\$ 3,879.53	\$ 4,002.86	3.18%	\$ 1,163.03	\$ 1,227.90
MGS-S Customer 2543	\$ 1,406.81	\$ 1,528.54	8.65%	\$ 2,132.61	\$ 2,254.34	5.71%	\$ 1,047.66	\$ 1,104.98
MGS-S Customer 2544	\$ 1,680.27	\$ 1,803.42	7.33%	\$ 1,680.27	\$ 1,803.42	7.33%	\$ 1,147.31	\$ 1,205.11
MGS-S Customer 2545	\$ 12,930.30	\$ 13,101.55	1.32%	\$ 49,060.47	\$ 49,231.72	0.35%	\$ 4,612.70	\$ 4,903.45
MGS-S Customer 2546	\$ 2,122.73	\$ 2,247.61	5.88%	\$ 4,266.32	\$ 4,391.20	2.93%	\$ 1,274.41	\$ 1,346.57
MGS-S Customer 2547	\$ 1,874.61	\$ 1,998.32	6.60%	\$ 4,310.71	\$ 4,434.42	2.87%	\$ 1,190.54	\$ 1,257.22
MGS-S Customer 2548	\$ 8,936.26	\$ 9,089.65	1.72%	\$ 40,185.09	\$ 40,338.48	0.38%	\$ 3,327.30	\$ 3,533.88
MGS-S Customer 2549	\$ 6,186.42	\$ 6,328.43	2.30%	\$ 24,305.21	\$ 24,447.22	0.58%	\$ 2,508.10	\$ 2,661.04
MGS-S Customer 2550	\$ 1,310.73	\$ 1,431.96	9.25%	\$ 2,663.61	\$ 2,784.84	4.55%	\$ 1,011.72	\$ 1,066.69
MGS-S Customer 2551	\$ 2,666.33	\$ 2,793.47	4.77%	\$ 7,264.30	\$ 7,391.44	1.75%	\$ 1,437.30	\$ 1,520.13
MGS-S Customer 2552	\$ 817.72	\$ 936.28	14.50%	\$ 6,537.30	\$ 6,655.86	1.81%	\$ 819.60	\$ 861.98
MGS-S Customer 2553	\$ 2,117.08	\$ 2,215.34	4.64%	\$ 2,816.37	\$ 2,914.63	3.49%	\$ 1,145.94	\$ 1,212.21
MGS-S Customer 2554	\$ 2,782.60	\$ 2,910.40	4.59%	\$ 6,013.98	\$ 6,141.78	2.13%	\$ 1,484.88	\$ 1,570.82
MGS-S Customer 2555	\$ 1,337.85	\$ 1,459.21	9.07%	\$ 2,613.03	\$ 2,734.39	4.64%	\$ 1,021.20	\$ 1,076.78
MGS-S Customer 2556	\$ 803.15	\$ 922.17	14.82%	\$ 920.84	\$ 1,039.86	12.93%	\$ 852.51	\$ 897.05
MGS-S Customer 2557	\$ 1,820.50	\$ 1,943.90	6.78%	\$ 4,867.68	\$ 4,991.08	2.54%	\$ 1,168.57	\$ 1,233.80

Internal Use

Customer	Delivery 1/24 Prices	Delivery 8/24 Prices	Delivery % Difference	Bundled 1/24 Prices	Bundled 8/24 Prices	Bundled % Difference	Distribution 8/24 Prices	Distribution 1/25 Prices
MGS-S Customer 2558	\$ 1,208.11	\$ 1,328.89	10.00%	\$ 2,396.11	\$ 2,516.89	5.04%	\$ 978.96	\$ 1,031.78
MGS-S Customer 2559	\$ 1,348.56	\$ 1,469.96	9.00%	\$ 2,669.33	\$ 2,790.73	4.55%	\$ 1,024.43	\$ 1,080.22
MGS-S Customer 2560	\$ 8,305.65	\$ 8,457.10	1.82%	\$ 29,421.58	\$ 29,573.03	0.51%	\$ 3,187.39	\$ 3,384.81
MGS-S Customer 2561	\$ 1,094.82	\$ 1,215.12	10.99%	\$ 1,751.95	\$ 1,872.25	6.87%	\$ 945.15	\$ 995.75
MGS-S Customer 2562	\$ 571.78	\$ 663.01	15.96%	\$ 590.98	\$ 682.21	15.44%	\$ 640.48	\$ 673.65
MGS-S Customer 2563	\$ 1,596.32	\$ 1,718.84	7.68%	\$ 3,145.74	\$ 3,268.26	3.89%	\$ 1,104.66	\$ 1,165.71
MGS-S Customer 2564	\$ 1,890.68	\$ 2,014.42	6.54%	\$ 4,807.49	\$ 4,931.23	2.57%	\$ 1,192.61	\$ 1,259.42
MGS-S Customer 2565	\$ 2,782.88	\$ 2,919.15	4.90%	\$ 7,650.51	\$ 7,786.78	1.78%	\$ 1,538.53	\$ 1,613.91
MGS-S Customer 2566	\$ 1,186.63	\$ 1,280.63	7.92%	\$ 1,793.60	\$ 1,887.60	5.24%	\$ 839.46	\$ 885.66
MGS-S Customer 2567	\$ 1,618.17	\$ 1,714.05	5.93%	\$ 3,236.14	\$ 3,332.02	2.96%	\$ 975.08	\$ 1,030.17
MGS-S Customer 2568	\$ 2,202.91	\$ 2,301.22	4.46%	\$ 6,472.83	\$ 6,571.14	1.52%	\$ 1,150.22	\$ 1,216.78
MGS-S Customer 2569	\$ 2,140.08	\$ 2,238.12	4.58%	\$ 6,294.71	\$ 6,392.75	1.56%	\$ 1,130.26	\$ 1,195.51
MGS-S Customer 2570	\$ 1,780.98	\$ 1,877.54	5.42%	\$ 4,089.11	\$ 4,185.67	2.36%	\$ 1,024.17	\$ 1,082.47
MGS-S Customer 2571	\$ 2,014.37	\$ 2,111.92	4.84%	\$ 5,186.33	\$ 5,283.88	1.88%	\$ 1,095.39	\$ 1,158.35
MGS-S Customer 2572	\$ 727.01	\$ 818.09	12.53%	\$ 9,964.54	\$ 10,055.62	0.91%	\$ 629.64	\$ 662.11
MGS-S Customer 2573	\$ 1,104.70	\$ 1,198.35	8.48%	\$ 1,340.65	\$ 1,434.30	6.99%	\$ 814.91	\$ 859.51
MGS-S Customer 2574	\$ 3,273.79	\$ 3,403.57	3.96%	\$ 9,369.53	\$ 9,499.31	1.39%	\$ 1,627.71	\$ 1,723.01
MGS-S Customer 2575	\$ 1,667.17	\$ 1,763.29	5.77%	\$ 3,157.17	\$ 3,253.29	3.04%	\$ 992.12	\$ 1,048.32
MGS-S Customer 2576	\$ 10,347.07	\$ 10,507.04	1.55%	\$ 40,421.27	\$ 40,581.24	0.40%	\$ 3,800.86	\$ 4,038.45
MGS-S Customer 2577	\$ 6,930.99	\$ 7,107.72	2.55%	\$ 16,890.21	\$ 17,066.94	1.05%	\$ 3,086.55	\$ 3,150.40
MGS-S Customer 2578	\$ 754.57	\$ 846.59	12.20%	\$ 1,275.61	\$ 1,367.63	7.21%	\$ 697.43	\$ 734.33
MGS-S Customer 2579	\$ 1,327.80	\$ 1,449.20	9.14%	\$ 1,660.88	\$ 1,782.28	7.31%	\$ 1,024.22	\$ 1,080.01
MGS-S Customer 2580	\$ 2,051.55	\$ 2,149.33	4.77%	\$ 4,591.06	\$ 4,688.84	2.13%	\$ 1,111.92	\$ 1,175.96
MGS-S Customer 2581	\$ 1,296.12	\$ 1,417.22	9.34%	\$ 3,347.50	\$ 3,468.60	3.62%	\$ 1,002.20	\$ 1,056.54
MGS-S Customer 2582	\$ 1,375.63	\$ 1,497.13	8.83%	\$ 3,020.46	\$ 3,141.96	4.02%	\$ 1,031.18	\$ 1,087.42
MGS-S Customer 2583	\$ 1,581.42	\$ 1,677.04	6.05%	\$ 4,182.40	\$ 4,278.02	2.29%	\$ 956.33	\$ 1,010.19
MGS-S Customer 2584	\$ 3,399.53	\$ 3,503.27	3.05%	\$ 8,308.98	\$ 8,412.72	1.25%	\$ 1,540.87	\$ 1,633.00
MGS-S Customer 2585	\$ 1,476.67	\$ 1,571.86	6.45%	\$ 3,531.36	\$ 3,626.55	2.70%	\$ 925.44	\$ 977.27
MGS-S Customer 2586	\$ 660.31	\$ 751.91	13.87%	\$ 1,029.38	\$ 1,120.98	8.90%	\$ 667.34	\$ 702.28
MGS-S Customer 2587	\$ 2,281.74	\$ 2,407.29	5.50%	\$ 5,093.88	\$ 5,219.43	2.46%	\$ 1,322.39	\$ 1,397.70
MGS-S Customer 2588	\$ 1,827.34	\$ 1,950.84	6.76%	\$ 4,199.57	\$ 4,323.07	2.94%	\$ 1,175.37	\$ 1,241.05
MGS-S Customer 2589	\$ 1,125.99	\$ 1,246.39	10.69%	\$ 2,195.50	\$ 2,315.90	5.48%	\$ 952.66	\$ 1,003.75
MGS-S Customer 2590	\$ 1,283.70	\$ 1,404.80	9.43%	\$ 2,643.67	\$ 2,764.77	4.58%	\$ 1,002.75	\$ 1,057.13
MGS-S Customer 2591	\$ 15,819.54	\$ 16,036.52	1.37%	\$ 64,441.02	\$ 64,658.00	0.34%	\$ 5,734.26	\$ 6,043.49
MGS-S Customer 2592	\$ 2,408.19	\$ 2,534.20	5.23%	\$ 6,448.55	\$ 6,574.56	1.95%	\$ 1,355.86	\$ 1,433.35
MGS-S Customer 2593	\$ 4,826.54	\$ 4,963.47	2.84%	\$ 10,612.85	\$ 10,749.78	1.29%	\$ 2,142.30	\$ 2,271.29
MGS-S Customer 2594	\$ 1,377.24	\$ 1,498.79	8.83%	\$ 2,509.71	\$ 2,631.26	4.84%	\$ 1,035.16	\$ 1,091.66
MGS-S Customer 2595	\$ 1,659.18	\$ 1,755.09	5.78%	\$ 5,017.96	\$ 5,113.87	1.91%	\$ 976.90	\$ 1,032.10
MGS-S Customer 2596	\$ 2,665.39	\$ 2,792.64	4.77%	\$ 6,079.59	\$ 6,206.84	2.09%	\$ 1,444.96	\$ 1,528.29
MGS-S Customer 2597	\$ 3,797.74	\$ 3,903.12	2.77%	\$ 10,614.48	\$ 10,719.86	0.99%	\$ 1,659.46	\$ 1,759.36

Internal Use

Customer	Delivery 1/24 Prices	Delivery 8/24 Prices	Delivery % Difference	Bundled 1/24 Prices	Bundled 8/24 Prices	Bundled % Difference	Distribution 8/24 Prices	Distribution 1/25 Prices
MGS-S Customer 2598	\$ 1,325.56	\$ 1,420.23	7.14%	\$ 1,527.01	\$ 1,621.68	6.20%	\$ 888.04	\$ 937.43
MGS-S Customer 2599	\$ 823.66	\$ 942.75	14.46%	\$ 1,063.04	\$ 1,182.13	11.20%	\$ 858.46	\$ 903.39
MGS-S Customer 2600	\$ 2,106.00	\$ 2,203.95	4.65%	\$ 5,518.26	\$ 5,616.21	1.78%	\$ 1,124.01	\$ 1,188.85
MGS-S Customer 2601	\$ 2,522.30	\$ 2,648.76	5.01%	\$ 7,328.23	\$ 7,454.69	1.73%	\$ 1,388.36	\$ 1,467.99
MGS-S Customer 2602	\$ 1,195.02	\$ 1,288.94	7.86%	\$ 3,014.10	\$ 3,108.02	3.12%	\$ 834.06	\$ 879.92
MGS-S Customer 2603	\$ 3,359.26	\$ 3,489.47	3.88%	\$ 9,063.76	\$ 9,193.97	1.44%	\$ 1,658.56	\$ 1,755.88
MGS-S Customer 2604	\$ 1,021.30	\$ 1,141.29	11.75%	\$ 1,510.35	\$ 1,630.34	7.94%	\$ 922.01	\$ 971.10
MGS-S Customer 2605	\$ 1,759.34	\$ 1,882.59	7.01%	\$ 3,455.13	\$ 3,578.38	3.57%	\$ 1,157.48	\$ 1,221.99
MGS-S Customer 2606	\$ 1,942.13	\$ 2,066.17	6.39%	\$ 4,177.36	\$ 4,301.40	2.97%	\$ 1,214.18	\$ 1,282.40
MGS-S Customer 2607	\$ 6,479.84	\$ 6,623.11	2.21%	\$ 25,493.31	\$ 25,636.58	0.56%	\$ 2,598.92	\$ 2,757.81
MGS-S Customer 2608	\$ 2,560.52	\$ 2,687.21	4.95%	\$ 6,852.26	\$ 6,978.95	1.85%	\$ 1,404.44	\$ 1,485.12
MGS-S Customer 2609	\$ 1,128.26	\$ 1,248.72	10.68%	\$ 1,792.70	\$ 1,913.16	6.72%	\$ 956.13	\$ 1,007.46
MGS-S Customer 2610	\$ 1,192.95	\$ 1,286.96	7.88%	\$ 1,960.00	\$ 2,054.01	4.80%	\$ 840.46	\$ 886.74
MGS-S Customer 2611	\$ 1,163.58	\$ 1,284.22	10.37%	\$ 1,620.63	\$ 1,741.27	7.44%	\$ 969.19	\$ 1,021.37
MGS-S Customer 2612	\$ 1,211.47	\$ 1,332.26	9.97%	\$ 2,376.73	\$ 2,497.52	5.08%	\$ 980.22	\$ 1,033.13
MGS-S Customer 2613	\$ 625.93	\$ 717.40	14.61%	\$ 746.82	\$ 838.29	12.25%	\$ 657.66	\$ 691.97
MGS-S Customer 2614	\$ 3,119.50	\$ 3,249.79	4.18%	\$ 7,287.84	\$ 7,418.13	1.79%	\$ 1,597.51	\$ 1,689.14
MGS-S Customer 2615	\$ 2,494.69	\$ 2,621.02	5.06%	\$ 7,324.50	\$ 7,450.83	1.72%	\$ 1,379.09	\$ 1,458.11
MGS-S Customer 2616	\$ 814.82	\$ 907.14	11.33%	\$ 1,055.46	\$ 1,147.78	8.75%	\$ 719.20	\$ 757.53
MGS-S Customer 2617	\$ 2,261.18	\$ 2,359.94	4.37%	\$ 4,559.82	\$ 4,658.58	2.17%	\$ 1,182.73	\$ 1,251.41
MGS-S Customer 2618	\$ 2,209.51	\$ 2,307.92	4.45%	\$ 5,740.37	\$ 5,838.78	1.71%	\$ 1,157.38	\$ 1,224.40
MGS-S Customer 2619	\$ 978.73	\$ 1,071.71	9.50%	\$ 2,255.51	\$ 2,348.49	4.12%	\$ 766.32	\$ 807.74
MGS-S Customer 2620	\$ 760.78	\$ 879.60	15.62%	\$ 889.78	\$ 1,008.60	13.35%	\$ 838.45	\$ 882.07
MGS-S Customer 2621	\$ 558.41	\$ 649.58	16.33%	\$ 580.81	\$ 671.98	15.70%	\$ 636.04	\$ 668.93
MGS-S Customer 2622	\$ 1,365.62	\$ 1,460.40	6.94%	\$ 2,325.43	\$ 2,420.21	4.08%	\$ 896.16	\$ 946.07
MGS-S Customer 2623	\$ 1,157.19	\$ 1,277.80	10.42%	\$ 1,533.00	\$ 1,653.61	7.87%	\$ 967.62	\$ 1,019.70
MGS-S Customer 2624	\$ 1,275.26	\$ 1,369.60	7.40%	\$ 2,521.53	\$ 2,615.87	3.74%	\$ 864.40	\$ 912.24
MGS-S Customer 2625	\$ 744.42	\$ 863.17	15.95%	\$ 782.47	\$ 901.22	15.18%	\$ 833.66	\$ 876.97
MGS-S Customer 2626	\$ 790.37	\$ 909.34	15.05%	\$ 812.88	\$ 931.85	14.64%	\$ 848.93	\$ 893.24
MGS-S Customer 2627	\$ 1,793.07	\$ 1,916.48	6.88%	\$ 3,465.89	\$ 3,589.30	3.56%	\$ 1,168.77	\$ 1,234.02
MGS-S Customer 2628	\$ 1,566.56	\$ 1,662.12	6.10%	\$ 4,022.89	\$ 4,118.45	2.38%	\$ 952.40	\$ 1,006.00
MGS-S Customer 2629	\$ 946.53	\$ 1,066.17	12.64%	\$ 1,505.51	\$ 1,625.15	7.95%	\$ 896.86	\$ 944.31
MGS-S Customer 2630	\$ 992.89	\$ 1,112.76	12.07%	\$ 1,271.81	\$ 1,391.68	9.43%	\$ 914.05	\$ 962.62
MGS-S Customer 2631	\$ 1,617.66	\$ 1,740.23	7.58%	\$ 3,674.41	\$ 3,796.98	3.34%	\$ 1,108.29	\$ 1,169.58
MGS-S Customer 2632	\$ 8,436.53	\$ 8,563.43	1.50%	\$ 28,839.45	\$ 28,966.35	0.44%	\$ 3,166.13	\$ 3,274.75
MGS-S Customer 2633	\$ 1,625.61	\$ 1,748.23	7.54%	\$ 3,622.94	\$ 3,745.56	3.38%	\$ 1,111.32	\$ 1,172.80
MGS-S Customer 2634	\$ 1,616.46	\$ 1,739.01	7.58%	\$ 3,793.64	\$ 3,916.19	3.23%	\$ 1,107.08	\$ 1,168.29
MGS-S Customer 2635	\$ 1,728.64	\$ 1,851.78	7.12%	\$ 3,177.50	\$ 3,300.64	3.88%	\$ 1,149.01	\$ 1,212.97
MGS-S Customer 2636	\$ 1,256.50	\$ 1,377.45	9.63%	\$ 2,975.03	\$ 3,095.98	4.07%	\$ 991.36	\$ 1,044.99
MGS-S Customer 2637	\$ 1,191.08	\$ 1,315.35	10.43%	\$ 2,530.25	\$ 2,654.52	4.91%	\$ 999.22	\$ 1,047.50

Customer	Delivery 1/24 Prices	Delivery 8/24 Prices	Delivery % Difference	Bundled 1/24 Prices	Bundled 8/24 Prices	Bundled % Difference	Distribution 8/24 Prices	Distribution 1/25 Prices
MGS-S Customer 2638	\$ 1,809.87	\$ 1,933.45	6.83%	\$ 2,434.78	\$ 2,558.36	5.08%	\$ 1,181.37	\$ 1,247.44
MGS-S Customer 2639	\$ 720.37	\$ 812.26	12.76%	\$ 897.14	\$ 989.03	10.24%	\$ 688.46	\$ 724.78
MGS-S Customer 2640	\$ 1,181.97	\$ 1,275.89	7.95%	\$ 2,398.76	\$ 2,492.68	3.92%	\$ 833.81	\$ 879.65
MGS-S Customer 2641	\$ 974.33	\$ 1,094.11	12.29%	\$ 1,361.68	\$ 1,481.46	8.80%	\$ 907.20	\$ 955.32
MGS-S Customer 2642	\$ 882.18	\$ 1,001.50	13.53%	\$ 1,632.78	\$ 1,752.10	7.31%	\$ 874.33	\$ 920.30
MGS-S Customer 2643	\$ 701.04	\$ 819.60	16.91%	\$ 701.04	\$ 819.60	16.91%	\$ 819.60	\$ 861.98
MGS-S Customer 2644	\$ 701.04	\$ 819.60	16.91%	\$ 701.04	\$ 819.60	16.91%	\$ 819.60	\$ 861.98
MGS-S Customer 2645	\$ 807.67	\$ 926.71	14.74%	\$ 944.79	\$ 1,063.83	12.60%	\$ 853.87	\$ 898.50
MGS-S Customer 2646	\$ 1,093.43	\$ 1,186.96	8.55%	\$ 2,094.38	\$ 2,187.91	4.47%	\$ 806.04	\$ 850.06
MGS-S Customer 2647	\$ 1,048.42	\$ 1,168.52	11.46%	\$ 1,639.16	\$ 1,759.26	7.33%	\$ 930.28	\$ 979.91
MGS-S Customer 2648	\$ 538.56	\$ 629.64	16.91%	\$ 538.56	\$ 629.64	16.91%	\$ 629.64	\$ 662.11
MGS-S Customer 2649	\$ 1,025.12	\$ 1,118.34	9.09%	\$ 1,971.22	\$ 2,064.44	4.73%	\$ 783.86	\$ 826.43
MGS-S Customer 2650	\$ 2,034.75	\$ 2,159.12	6.11%	\$ 5,217.22	\$ 5,341.59	2.38%	\$ 1,238.37	\$ 1,308.18
MGS-S Customer 2651	\$ 1,368.70	\$ 1,490.28	8.88%	\$ 1,828.15	\$ 1,949.73	6.65%	\$ 1,036.87	\$ 1,093.49
MGS-S Customer 2652	\$ 1,211.53	\$ 1,305.63	7.77%	\$ 1,878.60	\$ 1,972.70	5.01%	\$ 847.27	\$ 893.98
MGS-S Customer 2653	\$ 1,457.52	\$ 1,579.43	8.36%	\$ 2,760.13	\$ 2,882.04	4.42%	\$ 1,060.51	\$ 1,118.67
MGS-S Customer 2654	\$ 1,263.36	\$ 1,384.37	9.58%	\$ 2,614.64	\$ 2,735.65	4.63%	\$ 996.10	\$ 1,050.04
MGS-S Customer 2655	\$ 1,022.59	\$ 1,142.56	11.73%	\$ 1,694.46	\$ 1,814.43	7.08%	\$ 921.21	\$ 970.24
MGS-S Customer 2656	\$ 1,439.38	\$ 1,561.25	8.47%	\$ 2,226.89	\$ 2,348.76	5.47%	\$ 1,057.99	\$ 1,115.99
MGS-S Customer 2657	\$ 837.25	\$ 929.62	11.03%	\$ 1,668.52	\$ 1,760.89	5.54%	\$ 722.63	\$ 761.18
MGS-S Customer 2658	\$ 553.26	\$ 644.41	16.48%	\$ 562.86	\$ 654.01	16.19%	\$ 634.43	\$ 667.21
MGS-S Customer 2659	\$ 548.70	\$ 639.83	16.61%	\$ 559.44	\$ 650.57	16.29%	\$ 632.92	\$ 665.60
MGS-S Customer 2660	\$ 618.15	\$ 709.58	14.79%	\$ 799.60	\$ 891.03	11.43%	\$ 654.69	\$ 688.80
MGS-S Customer 2661	\$ 941.94	\$ 1,061.60	12.70%	\$ 1,043.98	\$ 1,163.64	11.46%	\$ 898.43	\$ 945.97
MGS-S Customer 2662	\$ 563.35	\$ 654.55	16.19%	\$ 581.06	\$ 672.26	15.70%	\$ 637.70	\$ 670.70
MGS-S Customer 2663	\$ 1,168.79	\$ 1,262.64	8.03%	\$ 2,533.10	\$ 2,626.95	3.70%	\$ 828.47	\$ 873.95
MGS-S Customer 2664	\$ 1,155.24	\$ 1,249.03	8.12%	\$ 2,348.95	\$ 2,442.74	3.99%	\$ 825.14	\$ 870.41
MGS-S Customer 2665	\$ 651.81	\$ 743.41	14.05%	\$ 679.35	\$ 770.95	13.48%	\$ 666.84	\$ 701.74
MGS-S Customer 2666	\$ 3,257.38	\$ 3,387.31	3.99%	\$ 6,932.10	\$ 7,062.03	1.87%	\$ 1,638.60	\$ 1,734.61
MGS-S Customer 2667	\$ 907.60	\$ 1,027.07	13.16%	\$ 1,339.75	\$ 1,459.22	8.92%	\$ 884.87	\$ 931.53
MGS-S Customer 2668	\$ 1,048.91	\$ 1,169.03	11.45%	\$ 1,364.16	\$ 1,484.28	8.81%	\$ 932.29	\$ 982.06
MGS-S Customer 2669	\$ 1,100.17	\$ 1,220.47	10.93%	\$ 2,026.73	\$ 2,147.03	5.94%	\$ 945.10	\$ 995.70
MGS-S Customer 2670	\$ 1,145.53	\$ 1,239.33	8.19%	\$ 1,863.68	\$ 1,957.48	5.03%	\$ 825.14	\$ 870.41
MGS-S Customer 2671	\$ 1,240.35	\$ 1,334.52	7.59%	\$ 2,601.57	\$ 2,695.74	3.62%	\$ 852.11	\$ 899.14
MGS-S Customer 2672	\$ 937.27	\$ 1,056.88	12.76%	\$ 1,274.12	\$ 1,393.73	9.39%	\$ 895.30	\$ 942.64
MGS-S Customer 2673	\$ 1,083.97	\$ 1,204.20	11.09%	\$ 1,949.97	\$ 2,070.20	6.17%	\$ 940.16	\$ 990.44
MGS-S Customer 2674	\$ 922.80	\$ 1,015.58	10.05%	\$ 1,523.71	\$ 1,616.49	6.09%	\$ 752.41	\$ 792.92
MGS-S Customer 2675	\$ 1,830.85	\$ 1,954.44	6.75%	\$ 3,469.39	\$ 3,592.98	3.56%	\$ 1,181.47	\$ 1,247.55
MGS-S Customer 2676	\$ 1,016.43	\$ 1,136.39	11.80%	\$ 1,446.06	\$ 1,566.02	8.30%	\$ 920.80	\$ 969.81
MGS-S Customer 2677	\$ 1,164.79	\$ 1,258.62	8.06%	\$ 2,520.19	\$ 2,614.02	3.72%	\$ 827.21	\$ 872.61

Customer	Delivery 1/24 Prices	Delivery 8/24 Prices	Delivery % Difference	Bundled 1/24 Prices	Bundled 8/24 Prices	Bundled % Difference	Distribution 8/24 Prices	Distribution 1/25 Prices
MGS-S Customer 2678	\$ 749.96	\$ 868.74	15.84%	\$ 842.63	\$ 961.41	14.10%	\$ 835.12	\$ 878.52
MGS-S Customer 2679	\$ 905.88	\$ 998.64	10.24%	\$ 947.01	\$ 1,039.77	9.80%	\$ 750.60	\$ 790.99
MGS-S Customer 2680	\$ 701.04	\$ 819.60	16.91%	\$ 701.04	\$ 819.60	16.91%	\$ 819.60	\$ 861.98
MGS-S Customer 2681	\$ 1,119.09	\$ 1,239.53	10.76%	\$ 1,521.30	\$ 1,641.74	7.92%	\$ 954.87	\$ 1,006.12
MGS-S Customer 2682	\$ 601.12	\$ 692.47	15.20%	\$ 718.35	\$ 809.70	12.72%	\$ 649.50	\$ 683.27
MGS-S Customer 2683	\$ 1,218.64	\$ 1,312.75	7.72%	\$ 2,219.59	\$ 2,313.70	4.24%	\$ 847.37	\$ 894.09
MGS-S Customer 2684	\$ 746.66	\$ 865.43	15.91%	\$ 819.90	\$ 938.67	14.49%	\$ 834.17	\$ 877.50
MGS-S Customer 2685	\$ 1,280.67	\$ 1,375.01	7.37%	\$ 2,807.23	\$ 2,901.57	3.36%	\$ 864.30	\$ 912.14
MGS-S Customer 2686	\$ 1,208.61	\$ 1,329.35	9.99%	\$ 2,735.17	\$ 2,855.91	4.41%	\$ 976.85	\$ 1,029.53
MGS-S Customer 2687	\$ 1,078.66	\$ 1,172.22	8.67%	\$ 1,078.66	\$ 1,172.22	8.67%	\$ 807.90	\$ 852.05
MGS-S Customer 2688	\$ 1,074.85	\$ 1,195.12	11.19%	\$ 1,074.85	\$ 1,195.12	11.19%	\$ 942.98	\$ 993.44
MGS-S Customer 2689	\$ 1,154.14	\$ 1,274.71	10.45%	\$ 1,867.15	\$ 1,987.72	6.46%	\$ 964.35	\$ 1,016.21
MGS-S Customer 2690	\$ 1,287.49	\$ 1,381.88	7.33%	\$ 2,609.29	\$ 2,703.68	3.62%	\$ 867.93	\$ 916.00
MGS-S Customer 2691	\$ 538.56	\$ 629.64	16.91%	\$ 538.56	\$ 629.64	16.91%	\$ 629.64	\$ 662.11
MGS-S Customer 2692	\$ 2,249.75	\$ 2,348.27	4.38%	\$ 6,517.84	\$ 6,616.36	1.51%	\$ 1,165.69	\$ 1,233.26
MGS-S Customer 2693	\$ 846.56	\$ 965.75	14.08%	\$ 1,318.13	\$ 1,437.32	9.04%	\$ 864.46	\$ 909.78
MGS-S Customer 2694	\$ 2,939.18	\$ 3,067.67	4.37%	\$ 6,435.65	\$ 6,564.14	2.00%	\$ 1,534.78	\$ 1,623.99
MGS-S Customer 2695	\$ 715.70	\$ 834.33	16.58%	\$ 715.70	\$ 834.33	16.58%	\$ 824.44	\$ 867.14
MGS-S Customer 2696	\$ 916.21	\$ 1,008.97	10.12%	\$ 1,456.33	\$ 1,549.09	6.37%	\$ 750.65	\$ 791.04
MGS-S Customer 2697	\$ 752.80	\$ 871.59	15.78%	\$ 835.07	\$ 953.86	14.23%	\$ 836.13	\$ 879.60
MGS-S Customer 2698	\$ 1,481.41	\$ 1,603.42	8.24%	\$ 2,907.42	\$ 3,029.43	4.20%	\$ 1,067.57	\$ 1,126.19
MGS-S Customer 2699	\$ 553.96	\$ 645.11	16.45%	\$ 582.75	\$ 673.90	15.64%	\$ 634.53	\$ 667.32
MGS-S Customer 2700	\$ 913.95	\$ 1,006.70	10.15%	\$ 1,425.39	\$ 1,518.14	6.51%	\$ 750.10	\$ 790.45
MGS-S Customer 2701	\$ 2,988.48	\$ 3,123.51	4.52%	\$ 5,593.69	\$ 5,728.72	2.41%	\$ 1,603.64	\$ 1,687.21
MGS-S Customer 2702	\$ 829.42	\$ 948.55	14.36%	\$ 984.48	\$ 1,103.61	12.10%	\$ 860.93	\$ 906.02
MGS-S Customer 2703	\$ 1,243.11	\$ 1,364.08	9.73%	\$ 2,065.81	\$ 2,186.78	5.86%	\$ 992.98	\$ 1,046.71
MGS-S Customer 2704	\$ 1,398.77	\$ 1,493.64	6.78%	\$ 3,100.50	\$ 3,195.37	3.06%	\$ 902.10	\$ 952.41
MGS-S Customer 2705	\$ 801.49	\$ 920.49	14.85%	\$ 1,084.86	\$ 1,203.86	10.97%	\$ 850.85	\$ 895.28
MGS-S Customer 2706	\$ 862.59	\$ 981.88	13.83%	\$ 1,027.13	\$ 1,146.42	11.61%	\$ 871.81	\$ 917.62
MGS-S Customer 2707	\$ 642.80	\$ 734.35	14.24%	\$ 692.50	\$ 784.05	13.22%	\$ 663.71	\$ 698.41
MGS-S Customer 2708	\$ 1,158.98	\$ 1,279.60	10.41%	\$ 1,570.33	\$ 1,690.95	7.68%	\$ 967.98	\$ 1,020.08
MGS-S Customer 2709	\$ 919.71	\$ 1,039.23	13.00%	\$ 1,376.31	\$ 1,495.83	8.68%	\$ 888.70	\$ 935.61
MGS-S Customer 2710	\$ 1,443.97	\$ 1,565.86	8.44%	\$ 2,262.10	\$ 2,383.99	5.39%	\$ 1,059.30	\$ 1,117.38
MGS-S Customer 2711	\$ 701.04	\$ 819.60	16.91%	\$ 701.04	\$ 819.60	16.91%	\$ 819.60	\$ 861.98
MGS-S Customer 2712	\$ 594.87	\$ 686.20	15.35%	\$ 645.37	\$ 736.70	14.15%	\$ 647.88	\$ 681.55
MGS-S Customer 2713	\$ 675.40	\$ 767.09	13.58%	\$ 833.43	\$ 925.12	11.00%	\$ 673.74	\$ 709.10
MGS-S Customer 2714	\$ 1,837.25	\$ 1,960.88	6.73%	\$ 3,400.38	\$ 3,524.01	3.64%	\$ 1,184.09	\$ 1,250.34
MGS-S Customer 2715	\$ 2,566.48	\$ 2,693.55	4.95%	\$ 3,078.38	\$ 3,205.45	4.13%	\$ 1,431.86	\$ 1,514.33
MGS-S Customer 2716	\$ 2,257.59	\$ 2,382.75	5.54%	\$ 7,897.64	\$ 8,022.80	1.58%	\$ 1,295.38	\$ 1,368.91
MGS-S Customer 2717	\$ 5,215.76	\$ 5,354.66	2.66%	\$ 8,972.75	\$ 9,111.65	1.55%	\$ 2,284.43	\$ 2,422.72

Customer	Delivery 1/24 Prices	Delivery 8/24 Prices	Delivery % Difference	Bundled 1/24 Prices	Bundled 8/24 Prices	Bundled % Difference	Distribution 8/24 Prices	Distribution 1/25 Prices
MGS-S Customer 2718	\$ 598.98	\$ 690.33	15.25%	\$ 626.40	\$ 717.75	14.58%	\$ 649.40	\$ 683.16
MGS-S Customer 2719	\$ 1,251.30	\$ 1,372.34	9.67%	\$ 1,734.29	\$ 1,855.33	6.98%	\$ 997.97	\$ 1,052.03
MGS-S Customer 2720	\$ 815.90	\$ 908.18	11.31%	\$ 1,611.29	\$ 1,703.57	5.73%	\$ 715.82	\$ 753.94
MGS-S Customer 2721	\$ 560.32	\$ 651.50	16.27%	\$ 564.20	\$ 655.38	16.16%	\$ 636.80	\$ 669.73
MGS-S Customer 2722	\$ 618.08	\$ 709.52	14.79%	\$ 653.62	\$ 745.06	13.99%	\$ 655.65	\$ 689.82
MGS-S Customer 2723	\$ 576.50	\$ 667.75	15.83%	\$ 654.88	\$ 746.13	13.93%	\$ 641.64	\$ 674.89
MGS-S Customer 2724	\$ 955.55	\$ 1,075.21	12.52%	\$ 1,604.57	\$ 1,724.23	7.46%	\$ 899.23	\$ 946.83
MGS-S Customer 2725	\$ 1,151.96	\$ 1,272.56	10.47%	\$ 1,398.77	\$ 1,519.37	8.62%	\$ 966.77	\$ 1,018.79
MGS-S Customer 2726	\$ 1,492.65	\$ 1,614.74	8.18%	\$ 2,571.30	\$ 2,693.39	4.75%	\$ 1,073.62	\$ 1,132.63
MGS-S Customer 2727	\$ 1,161.91	\$ 1,282.51	10.38%	\$ 1,956.61	\$ 2,077.21	6.16%	\$ 966.36	\$ 1,018.36
MGS-S Customer 2728	\$ 907.75	\$ 1,027.24	13.16%	\$ 1,099.94	\$ 1,219.43	10.86%	\$ 886.53	\$ 933.30
MGS-S Customer 2729	\$ 538.56	\$ 629.64	16.91%	\$ 538.56	\$ 629.64	16.91%	\$ 629.64	\$ 662.11
MGS-S Customer 2730	\$ 563.36	\$ 654.56	16.19%	\$ 581.64	\$ 672.84	15.68%	\$ 637.70	\$ 670.70
MGS-S Customer 2731	\$ 538.56	\$ 629.64	16.91%	\$ 538.56	\$ 629.64	16.91%	\$ 629.64	\$ 662.11
MGS-S Customer 2732	\$ 872.30	\$ 991.61	13.68%	\$ 1,183.10	\$ 1,302.41	10.08%	\$ 874.03	\$ 919.98
MGS-S Customer 2733	\$ 771.50	\$ 890.37	15.41%	\$ 872.05	\$ 990.92	13.63%	\$ 842.18	\$ 886.04
MGS-S Customer 2734	\$ 5,283.75	\$ 5,423.15	2.64%	\$ 17,391.13	\$ 17,530.53	0.80%	\$ 2,292.98	\$ 2,375.07
MGS-S Customer 2735	\$ 3,607.88	\$ 3,739.34	3.64%	\$ 11,291.77	\$ 11,423.23	1.16%	\$ 1,740.12	\$ 1,825.58
MGS-S Customer 2736	\$ 5,343.15	\$ 5,482.99	2.62%	\$ 13,682.00	\$ 13,821.84	1.02%	\$ 2,330.10	\$ 2,425.16
MGS-S Customer 2737	\$ 2,643.01	\$ 2,744.17	3.83%	\$ 3,383.10	\$ 3,484.26	2.99%	\$ 1,341.35	\$ 1,390.78
MGS-S Customer 2738	\$ 10,065.54	\$ 10,236.67	1.70%	\$ 15,815.29	\$ 15,986.42	1.08%	\$ 3,977.28	\$ 4,163.70
MGS-S Customer 2739	\$ 21,152.76	\$ 21,362.15	0.99%	\$ 88,751.15	\$ 88,960.54	0.24%	\$ 7,264.69	\$ 7,527.98
MGS-S Customer 2740	\$ 3,833.71	\$ 3,966.65	3.47%	\$ 9,921.68	\$ 10,054.62	1.34%	\$ 1,838.48	\$ 1,912.84
MGS-S Customer 2741	\$ 6,998.37	\$ 7,118.63	1.72%	\$ 27,223.15	\$ 27,343.41	0.44%	\$ 2,690.38	\$ 2,770.89
MGS-S Customer 2742	\$ 4,834.90	\$ 4,945.56	2.29%	\$ 14,064.09	\$ 14,174.75	0.79%	\$ 2,018.41	\$ 2,097.74
MGS-S Customer 2743	\$ 8,122.83	\$ 8,275.02	1.87%	\$ 27,380.83	\$ 27,533.02	0.56%	\$ 3,201.73	\$ 3,316.73
MGS-S Customer 2744	\$ 18,895.76	\$ 19,095.12	1.06%	\$ 78,344.86	\$ 78,544.22	0.25%	\$ 6,554.82	\$ 6,798.18
MGS-S Customer 2745	\$ 4,850.23	\$ 4,960.49	2.27%	\$ 18,572.27	\$ 18,682.53	0.59%	\$ 1,991.44	\$ 2,071.39
MGS-S Customer 2746	\$ 13,223.35	\$ 13,370.68	1.11%	\$ 56,740.32	\$ 56,887.65	0.26%	\$ 4,619.08	\$ 4,784.41
MGS-S Customer 2747	\$ 4,654.68	\$ 4,764.75	2.36%	\$ 11,485.13	\$ 11,595.20	0.96%	\$ 1,975.63	\$ 2,051.42
MGS-S Customer 2748	\$ 1,450.34	\$ 1,545.45	6.56%	\$ 3,082.48	\$ 3,177.59	3.09%	\$ 919.59	\$ 971.04
MGS-S Customer 2749	\$ 749.60	\$ 868.16	15.82%	\$ 3,130.05	\$ 3,248.61	3.79%	\$ 819.60	\$ 861.98
MGS-S Customer 2750	\$ 4,529.93	\$ 4,665.08	2.98%	\$ 21,305.32	\$ 21,440.47	0.63%	\$ 1,997.01	\$ 2,080.82
MGS-S Customer 2751	\$ 3,577.99	\$ 3,683.54	2.95%	\$ 6,261.36	\$ 6,366.91	1.69%	\$ 1,649.76	\$ 1,702.10
MGS-S Customer 2752	\$ 2,126.37	\$ 2,251.17	5.87%	\$ 5,248.85	\$ 5,373.65	2.38%	\$ 1,269.02	\$ 1,340.83
MGS-S Customer 2753	\$ 46,259.98	\$ 46,584.16	0.70%	\$ 181,717.27	\$ 182,041.45	0.18%	\$ 15,361.91	\$ 15,797.00
MGS-S Customer 2754	\$ 1,072.82	\$ 1,193.03	11.21%	\$ 1,684.59	\$ 1,804.80	7.14%	\$ 938.19	\$ 988.34
MGS-S Customer 2755	\$ 2,818.04	\$ 2,919.53	3.60%	\$ 8,188.89	\$ 8,290.38	1.24%	\$ 1,366.00	\$ 1,419.65
MGS-S Customer 2756	\$ 3,880.99	\$ 3,987.17	2.74%	\$ 11,654.92	\$ 11,761.10	0.91%	\$ 1,702.66	\$ 1,775.67
MGS-S Customer 2757	\$ 16,848.51	\$ 17,012.04	0.97%	\$ 71,704.21	\$ 71,867.74	0.23%	\$ 5,767.66	\$ 5,970.10

Customer	Delivery 1/24 Prices	Delivery 8/24 Prices	Delivery % Difference	Bundled 1/24 Prices	Bundled 8/24 Prices	Bundled % Difference	Distribution 8/24 Prices	Distribution 1/25 Prices
MGS-S Customer 2758	\$ 6,342.18	\$ 6,486.41	2.27%	\$ 16,072.87	\$ 16,217.10	0.90%	\$ 2,647.88	\$ 2,767.21
MGS-S Customer 2759	\$ 31,140.22	\$ 31,394.98	0.82%	\$ 128,291.76	\$ 128,546.52	0.20%	\$ 10,466.02	\$ 10,799.65
MGS-S Customer 2760	\$ 13,539.43	\$ 13,715.63	1.30%	\$ 52,782.14	\$ 52,958.34	0.33%	\$ 4,901.67	\$ 5,065.34
MGS-S Customer 2761	\$ 4,019.24	\$ 4,152.86	3.32%	\$ 10,489.99	\$ 10,623.61	1.27%	\$ 1,891.44	\$ 1,976.91
MGS-S Customer 2762	\$ 10,863.44	\$ 11,027.31	1.51%	\$ 39,644.17	\$ 39,808.04	0.41%	\$ 4,042.64	\$ 4,212.07
MGS-S Customer 2763	\$ 4,454.99	\$ 4,563.94	2.45%	\$ 11,686.74	\$ 11,795.69	0.93%	\$ 1,899.71	\$ 1,980.33
MGS-S Customer 2764	\$ 4,618.93	\$ 4,728.97	2.38%	\$ 9,245.12	\$ 9,355.16	1.19%	\$ 1,975.65	\$ 2,055.49
MGS-S Customer 2765	\$ 4,320.22	\$ 4,429.06	2.52%	\$ 5,824.16	\$ 5,933.00	1.87%	\$ 1,892.60	\$ 1,974.36
MGS-S Customer 2766	\$ 4,759.94	\$ 4,897.24	2.88%	\$ 12,644.13	\$ 12,781.43	1.09%	\$ 2,144.51	\$ 2,222.26
MGS-S Customer 2767	\$ 6,144.80	\$ 6,288.02	2.33%	\$ 18,275.03	\$ 18,418.25	0.78%	\$ 2,571.94	\$ 2,679.11
MGS-S Customer 2768	\$ 9,110.98	\$ 9,267.13	1.71%	\$ 33,773.65	\$ 33,929.80	0.46%	\$ 3,488.76	\$ 3,626.20
MGS-S Customer 2769	\$ 3,516.91	\$ 3,647.87	3.72%	\$ 8,910.16	\$ 9,041.12	1.47%	\$ 1,712.69	\$ 1,813.55
MGS-S Customer 2770	\$ 4,841.98	\$ 4,978.91	2.83%	\$ 11,355.01	\$ 11,491.94	1.21%	\$ 2,142.50	\$ 2,271.50
MGS-S Customer 2771	\$ 3,936.53	\$ 4,069.79	3.39%	\$ 11,459.65	\$ 11,592.91	1.16%	\$ 1,861.87	\$ 1,938.95
MGS-S Customer 2772	\$ 11,194.22	\$ 11,375.84	1.62%	\$ 40,537.13	\$ 40,718.75	0.45%	\$ 4,286.18	\$ 4,419.56
MGS-S Customer 2773	\$ 4,626.28	\$ 4,762.54	2.95%	\$ 12,387.07	\$ 12,523.33	1.10%	\$ 2,081.95	\$ 2,181.45
MGS-S Customer 2774	\$ 8,241.57	\$ 8,394.42	1.85%	\$ 24,869.10	\$ 25,021.95	0.61%	\$ 3,252.73	\$ 3,378.98
MGS-S Customer 2775	\$ 4,834.47	\$ 4,945.03	2.29%	\$ 15,206.41	\$ 15,316.97	0.73%	\$ 2,011.15	\$ 2,089.23
MGS-S Customer 2776	\$ 20,519.23	\$ 20,729.48	1.02%	\$ 59,405.44	\$ 59,615.69	0.35%	\$ 7,296.86	\$ 7,497.97
MGS-S Customer 2777	\$ 5,825.37	\$ 5,968.34	2.45%	\$ 12,256.13	\$ 12,399.10	1.17%	\$ 2,534.97	\$ 2,599.38
MGS-S Customer 2778	\$ 22,464.53	\$ 22,681.86	0.97%	\$ 67,763.22	\$ 67,980.55	0.32%	\$ 7,841.22	\$ 8,151.08
MGS-S Customer 2779	\$ 2,204.71	\$ 2,302.96	4.46%	\$ 9,833.75	\$ 9,932.00	1.00%	\$ 1,139.05	\$ 1,190.32
MGS-S Customer 2780	\$ 4,478.42	\$ 4,614.05	3.03%	\$ 15,447.73	\$ 15,583.36	0.88%	\$ 2,027.04	\$ 2,102.17
MGS-S Customer 2781	\$ 3,660.88	\$ 3,793.29	3.62%	\$ 7,460.60	\$ 7,593.01	1.77%	\$ 1,799.26	\$ 1,867.81
MGS-S Customer 2782	\$ 3,717.23	\$ 3,849.69	3.56%	\$ 10,061.15	\$ 10,193.61	1.32%	\$ 1,802.00	\$ 1,869.02
MGS-S Customer 2783	\$ 3,416.95	\$ 3,521.06	3.05%	\$ 6,846.57	\$ 6,950.68	1.52%	\$ 1,563.72	\$ 1,647.78
MGS-S Customer 2784	\$ 7,477.93	\$ 7,600.48	1.64%	\$ 24,992.26	\$ 25,114.81	0.49%	\$ 2,859.50	\$ 2,961.02
MGS-S Customer 2785	\$ 14,038.38	\$ 14,191.24	1.09%	\$ 41,235.99	\$ 41,388.85	0.37%	\$ 5,010.05	\$ 5,184.78
MGS-S Customer 2786	\$ 9,534.23	\$ 9,692.16	1.66%	\$ 39,736.40	\$ 39,894.33	0.40%	\$ 3,607.14	\$ 3,730.90
MGS-S Customer 2787	\$ 20,794.56	\$ 21,004.41	1.01%	\$ 66,052.11	\$ 66,261.96	0.32%	\$ 7,297.61	\$ 7,562.09
MGS-S Customer 2788	\$ 8,308.30	\$ 8,434.87	1.52%	\$ 19,469.57	\$ 19,596.14	0.65%	\$ 3,159.35	\$ 3,303.30
MGS-S Customer 2789	\$ 7,056.15	\$ 7,202.92	2.08%	\$ 28,206.93	\$ 28,353.70	0.52%	\$ 2,821.39	\$ 2,932.30
MGS-S Customer 2790	\$ 12,001.83	\$ 12,172.49	1.42%	\$ 26,696.37	\$ 26,867.03	0.64%	\$ 4,524.29	\$ 4,710.42
MGS-S Customer 2791	\$ 3,624.07	\$ 3,756.35	3.65%	\$ 7,580.22	\$ 7,712.50	1.75%	\$ 1,788.06	\$ 1,853.19
MGS-S Customer 2792	\$ 7,730.59	\$ 7,879.69	1.93%	\$ 36,939.70	\$ 37,088.80	0.40%	\$ 2,989.33	\$ 3,111.78
MGS-S Customer 2793	\$ 7,870.02	\$ 7,994.16	1.58%	\$ 18,299.89	\$ 18,424.03	0.68%	\$ 2,997.86	\$ 3,160.41
MGS-S Customer 2794	\$ 22,040.12	\$ 22,285.95	1.12%	\$ 87,403.51	\$ 87,649.34	0.28%	\$ 7,865.76	\$ 8,033.81
MGS-S Customer 2795	\$ 3,699.12	\$ 3,831.51	3.58%	\$ 9,775.43	\$ 9,907.82	1.35%	\$ 1,797.00	\$ 1,864.80
MGS-S Customer 2796	\$ 12,971.87	\$ 13,145.35	1.34%	\$ 50,907.41	\$ 51,080.89	0.34%	\$ 4,712.38	\$ 4,878.09
MGS-S Customer 2797	\$ 3,804.12	\$ 3,910.19	2.79%	\$ 10,483.63	\$ 10,589.70	1.01%	\$ 1,690.96	\$ 1,754.75

Customer	Delivery 1/24 Prices	Delivery 8/24 Prices	Delivery % Difference	Bundled 1/24 Prices	Bundled 8/24 Prices	Bundled % Difference	Distribution 8/24 Prices	Distribution 1/25 Prices
MGS-S Customer 2798	\$ 4,324.60	\$ 4,432.55	2.50%	\$ 16,692.73	\$ 16,800.68	0.65%	\$ 1,825.66	\$ 1,896.64
MGS-S Customer 2799	\$ 4,045.95	\$ 4,153.00	2.65%	\$ 9,165.76	\$ 9,272.81	1.17%	\$ 1,769.16	\$ 1,854.32
MGS-S Customer 2800	\$ 5,422.88	\$ 5,536.10	2.09%	\$ 19,038.54	\$ 19,151.76	0.59%	\$ 2,195.12	\$ 2,269.69
MGS-S Customer 2801	\$ 11,917.08	\$ 12,059.89	1.20%	\$ 30,656.32	\$ 30,799.13	0.47%	\$ 4,317.64	\$ 4,513.02
MGS-S Customer 2802	\$ 4,465.40	\$ 4,574.33	2.44%	\$ 12,857.72	\$ 12,966.65	0.85%	\$ 1,897.24	\$ 1,975.14
MGS-S Customer 2803	\$ 24,551.16	\$ 24,777.90	0.92%	\$ 70,814.23	\$ 71,040.97	0.32%	\$ 8,520.08	\$ 8,878.89
MGS-S Customer 2804	\$ 2,886.82	\$ 2,988.40	3.52%	\$ 9,931.06	\$ 10,032.64	1.02%	\$ 1,374.47	\$ 1,432.65
MGS-S Customer 2805	\$ 27,422.05	\$ 27,721.65	1.09%	\$ 91,958.17	\$ 92,257.77	0.33%	\$ 9,849.29	\$ 10,124.35
MGS-S Customer 2806	\$ 2,506.30	\$ 2,606.30	3.99%	\$ 7,813.39	\$ 7,913.39	1.28%	\$ 1,260.59	\$ 1,311.29
MGS-S Customer 2807	\$ 4,716.75	\$ 4,827.61	2.35%	\$ 10,247.11	\$ 10,357.97	1.08%	\$ 2,021.96	\$ 2,077.87
MGS-S Customer 2808	\$ 3,499.04	\$ 3,603.66	2.99%	\$ 9,436.07	\$ 9,540.69	1.11%	\$ 1,589.92	\$ 1,654.26
MGS-S Customer 2809	\$ 6,372.68	\$ 6,491.01	1.86%	\$ 14,439.69	\$ 14,558.02	0.82%	\$ 2,556.43	\$ 2,640.63
MGS-S Customer 2810	\$ 5,604.08	\$ 5,744.56	2.51%	\$ 17,313.82	\$ 17,454.30	0.81%	\$ 2,382.71	\$ 2,495.71
MGS-S Customer 2811	\$ 5,571.16	\$ 5,711.10	2.51%	\$ 22,875.36	\$ 23,015.30	0.61%	\$ 2,340.40	\$ 2,442.29
MGS-S Customer 2812	\$ 2,707.82	\$ 2,835.76	4.72%	\$ 6,816.74	\$ 6,944.68	1.88%	\$ 1,479.27	\$ 1,531.35
MGS-S Customer 2813	\$ 3,874.90	\$ 4,007.79	3.43%	\$ 16,454.30	\$ 16,587.19	0.81%	\$ 1,824.76	\$ 1,876.24
MGS-S Customer 2814	\$ 3,513.77	\$ 3,645.07	3.74%	\$ 8,117.34	\$ 8,248.64	1.62%	\$ 1,729.18	\$ 1,814.75
MGS-S Customer 2815	\$ 2,193.64	\$ 2,292.83	4.52%	\$ 3,353.99	\$ 3,453.18	2.96%	\$ 1,196.01	\$ 1,228.14
MGS-S Customer 2816	\$ 2,627.07	\$ 2,728.40	3.86%	\$ 5,269.65	\$ 5,370.98	1.92%	\$ 1,342.08	\$ 1,366.35
MGS-S Customer 2817	\$ 8,066.90	\$ 8,219.50	1.89%	\$ 21,811.11	\$ 21,963.71	0.70%	\$ 3,227.18	\$ 3,334.75
MGS-S Customer 2818	\$ 38,566.01	\$ 38,855.90	0.75%	\$ 129,684.43	\$ 129,974.32	0.22%	\$ 12,980.76	\$ 13,447.98
MGS-S Customer 2819	\$ 5,561.07	\$ 5,702.25	2.54%	\$ 10,432.24	\$ 10,573.42	1.35%	\$ 2,425.94	\$ 2,526.51
MGS-S Customer 2820	\$ 5,774.45	\$ 5,889.39	1.99%	\$ 19,074.06	\$ 19,189.00	0.60%	\$ 2,316.92	\$ 2,394.59
MGS-S Customer 2821	\$ 9,234.43	\$ 9,392.02	1.71%	\$ 20,624.23	\$ 20,781.82	0.76%	\$ 3,602.61	\$ 3,769.32
MGS-S Customer 2822	\$ 51,548.75	\$ 51,901.37	0.68%	\$ 173,788.02	\$ 174,140.64	0.20%	\$ 17,327.28	\$ 17,715.72
MGS-S Customer 2823	\$ 5,688.33	\$ 5,802.81	2.01%	\$ 17,649.45	\$ 17,763.93	0.65%	\$ 2,289.17	\$ 2,376.21
MGS-S Customer 2824	\$ 5,288.21	\$ 5,401.16	2.14%	\$ 13,335.00	\$ 13,447.95	0.85%	\$ 2,180.79	\$ 2,264.32
MGS-S Customer 2825	\$ 5,062.18	\$ 5,173.44	2.20%	\$ 18,977.78	\$ 19,089.04	0.59%	\$ 2,062.00	\$ 2,144.01
MGS-S Customer 2826	\$ 11,709.66	\$ 11,878.98	1.45%	\$ 29,082.31	\$ 29,251.63	0.58%	\$ 4,420.87	\$ 4,585.41
MGS-S Customer 2827	\$ 7,441.01	\$ 7,564.42	1.66%	\$ 11,159.26	\$ 11,282.67	1.11%	\$ 2,928.76	\$ 3,050.17
MGS-S Customer 2828	\$ 4,509.18	\$ 4,645.31	3.02%	\$ 10,837.56	\$ 10,973.69	1.26%	\$ 2,065.12	\$ 2,147.19
MGS-S Customer 2829	\$ 5,060.02	\$ 5,198.57	2.74%	\$ 14,492.14	\$ 14,630.69	0.96%	\$ 2,234.01	\$ 2,316.45
MGS-S Customer 2830	\$ 5,392.96	\$ 5,506.29	2.10%	\$ 14,371.00	\$ 14,484.33	0.79%	\$ 2,208.42	\$ 2,294.66
MGS-S Customer 2831	\$ 7,031.39	\$ 7,179.19	2.10%	\$ 17,592.55	\$ 17,740.35	0.84%	\$ 2,891.33	\$ 2,997.69
MGS-S Customer 2832	\$ 1,961.17	\$ 2,085.34	6.33%	\$ 3,729.97	\$ 3,854.14	3.33%	\$ 1,223.61	\$ 1,292.44
MGS-S Customer 2833	\$ 12,532.55	\$ 12,705.54	1.38%	\$ 35,510.97	\$ 35,683.96	0.49%	\$ 4,673.49	\$ 4,829.42
MGS-S Customer 2834	\$ 1,180.76	\$ 1,301.47	10.22%	\$ 1,701.80	\$ 1,822.51	7.09%	\$ 974.43	\$ 1,026.95
MGS-S Customer 2835	\$ 4,306.07	\$ 4,441.48	3.14%	\$ 8,913.52	\$ 9,048.93	1.52%	\$ 2,011.55	\$ 2,087.60
MGS-S Customer 2836	\$ 3,759.20	\$ 3,891.49	3.52%	\$ 13,152.59	\$ 13,284.88	1.01%	\$ 1,791.58	\$ 1,862.94
MGS-S Customer 2837	\$ 5,491.74	\$ 5,632.56	2.56%	\$ 13,997.53	\$ 14,138.35	1.01%	\$ 2,391.70	\$ 2,472.45

Internal Use

Customer	Delivery 1/24 Prices	Delivery 8/24 Prices	Delivery % Difference	Bundled 1/24 Prices	Bundled 8/24 Prices	Bundled % Difference	Distribution 8/24 Prices	Distribution 1/25 Prices
MGS-S Customer 2838	\$ 972.95	\$ 1,092.71	12.31%	\$ 1,516.96	\$ 1,636.72	7.89%	\$ 905.68	\$ 953.70
MGS-S Customer 2839	\$ 7,263.28	\$ 7,412.04	2.05%	\$ 18,670.45	\$ 18,819.21	0.80%	\$ 2,960.97	\$ 3,073.50
MGS-S Customer 2840	\$ 13,484.40	\$ 13,660.23	1.30%	\$ 38,969.77	\$ 39,145.60	0.45%	\$ 4,913.51	\$ 5,161.94
MGS-S Customer 2841	\$ 3,814.33	\$ 3,920.76	2.79%	\$ 7,728.66	\$ 7,835.09	1.38%	\$ 1,715.61	\$ 1,777.44
MGS-S Customer 2842	\$ 5,632.65	\$ 5,773.69	2.50%	\$ 16,053.50	\$ 16,194.54	0.88%	\$ 2,414.24	\$ 2,511.31
MGS-S Customer 2843	\$ 28,318.86	\$ 28,591.94	0.96%	\$ 95,515.04	\$ 95,788.12	0.29%	\$ 9,909.71	\$ 10,222.92
MGS-S Customer 2844	\$ 5,559.66	\$ 5,700.47	2.53%	\$ 16,346.15	\$ 16,486.96	0.86%	\$ 2,394.55	\$ 2,481.13
MGS-S Customer 2845	\$ 4,501.06	\$ 4,609.98	2.42%	\$ 14,839.64	\$ 14,948.56	0.73%	\$ 1,896.17	\$ 1,973.64
MGS-S Customer 2846	\$ 10,638.82	\$ 10,801.99	1.53%	\$ 37,161.70	\$ 37,324.87	0.44%	\$ 3,988.63	\$ 4,147.92
MGS-S Customer 2847	\$ 5,800.79	\$ 5,942.18	2.44%	\$ 22,277.61	\$ 22,419.00	0.63%	\$ 2,435.71	\$ 2,525.14
MGS-S Customer 2848	\$ 6,360.16	\$ 6,504.52	2.27%	\$ 19,397.64	\$ 19,542.00	0.74%	\$ 2,646.94	\$ 2,745.58
MGS-S Customer 2849	\$ 7,117.59	\$ 7,265.22	2.07%	\$ 19,037.58	\$ 19,185.21	0.78%	\$ 2,891.34	\$ 3,023.57
MGS-S Customer 2850	\$ 12,386.23	\$ 12,557.41	1.38%	\$ 38,150.40	\$ 38,321.58	0.45%	\$ 4,567.61	\$ 4,768.67
MGS-S Customer 2851	\$ 1,699.34	\$ 1,795.66	5.67%	\$ 4,549.76	\$ 4,646.08	2.12%	\$ 1,001.58	\$ 1,047.67
MGS-S Customer 2852	\$ 5,707.25	\$ 5,848.47	2.47%	\$ 16,228.65	\$ 16,369.87	0.87%	\$ 2,431.76	\$ 2,538.59
MGS-S Customer 2853	\$ 10,531.26	\$ 10,668.65	1.30%	\$ 20,956.68	\$ 21,094.07	0.66%	\$ 3,922.89	\$ 4,083.47
MGS-S Customer 2854	\$ 13,987.99	\$ 14,165.02	1.27%	\$ 48,084.27	\$ 48,261.30	0.37%	\$ 5,008.62	\$ 5,280.87
MGS-S Customer 2855	\$ 3,958.56	\$ 4,092.38	3.38%	\$ 8,195.80	\$ 8,329.62	1.63%	\$ 1,898.25	\$ 1,968.34
MGS-S Customer 2856	\$ 12,722.29	\$ 12,894.26	1.35%	\$ 56,956.04	\$ 57,128.01	0.30%	\$ 4,596.89	\$ 4,742.58
MGS-S Customer 2857	\$ 10,583.63	\$ 10,747.42	1.55%	\$ 25,707.57	\$ 25,871.36	0.64%	\$ 4,038.88	\$ 4,212.57
MGS-S Customer 2858	\$ 41,402.02	\$ 41,696.15	0.71%	\$ 222,189.99	\$ 222,484.12	0.13%	\$ 13,296.28	\$ 13,806.63
MGS-S Customer 2859	\$ 16,678.09	\$ 16,866.06	1.13%	\$ 79,728.78	\$ 79,916.75	0.24%	\$ 5,759.79	\$ 6,003.14
MGS-S Customer 2860	\$ 8,730.51	\$ 8,884.83	1.77%	\$ 34,998.93	\$ 35,153.25	0.44%	\$ 3,355.31	\$ 3,480.08
MGS-S Customer 2861	\$ 4,418.55	\$ 4,527.54	2.47%	\$ 12,631.59	\$ 12,740.58	0.86%	\$ 1,894.27	\$ 1,956.84
MGS-S Customer 2862	\$ 60,219.14	\$ 60,607.55	0.64%	\$ 185,166.46	\$ 185,554.87	0.21%	\$ 20,005.25	\$ 20,791.45
MGS-S Customer 2863	\$ 10,196.16	\$ 10,359.32	1.60%	\$ 21,716.68	\$ 21,879.84	0.75%	\$ 3,970.66	\$ 4,092.41
MGS-S Customer 2864	\$ 4,653.91	\$ 4,790.32	2.93%	\$ 16,473.34	\$ 16,609.75	0.83%	\$ 2,081.32	\$ 2,157.21
MGS-S Customer 2865	\$ 3,950.14	\$ 4,056.68	2.70%	\$ 10,073.07	\$ 10,179.61	1.06%	\$ 1,731.69	\$ 1,813.18
MGS-S Customer 2866	\$ 10,920.42	\$ 11,085.45	1.51%	\$ 28,517.02	\$ 28,682.05	0.58%	\$ 4,130.36	\$ 4,314.10
MGS-S Customer 2867	\$ 3,105.97	\$ 3,208.74	3.31%	\$ 9,779.08	\$ 9,881.85	1.05%	\$ 1,456.02	\$ 1,510.53
MGS-S Customer 2868	\$ 21,433.33	\$ 21,645.67	0.99%	\$ 93,876.49	\$ 94,088.83	0.23%	\$ 7,418.48	\$ 7,566.06
MGS-S Customer 2869	\$ 9,227.01	\$ 9,384.58	1.71%	\$ 28,023.38	\$ 28,180.95	0.56%	\$ 3,581.48	\$ 3,704.99
MGS-S Customer 2870	\$ 5,381.63	\$ 5,521.15	2.59%	\$ 19,332.54	\$ 19,472.06	0.72%	\$ 2,306.20	\$ 2,398.10
MGS-S Customer 2871	\$ 4,734.90	\$ 4,846.10	2.35%	\$ 9,543.12	\$ 9,654.32	1.17%	\$ 2,041.17	\$ 2,087.13
MGS-S Customer 2872	\$ 8,874.74	\$ 9,030.29	1.75%	\$ 30,211.77	\$ 30,367.32	0.51%	\$ 3,440.47	\$ 3,564.98
MGS-S Customer 2873	\$ 5,464.99	\$ 5,580.09	2.11%	\$ 12,799.35	\$ 12,914.45	0.90%	\$ 2,299.99	\$ 2,316.16
MGS-S Customer 2874	\$ 5,764.82	\$ 5,905.77	2.45%	\$ 22,241.53	\$ 22,382.48	0.63%	\$ 2,411.46	\$ 2,515.90
MGS-S Customer 2875	\$ 10,224.51	\$ 10,385.04	1.57%	\$ 44,201.95	\$ 44,362.48	0.36%	\$ 3,799.88	\$ 3,949.24
MGS-S Customer 2876	\$ 4,810.99	\$ 4,948.73	2.86%	\$ 9,046.52	\$ 9,184.26	1.52%	\$ 2,180.20	\$ 2,267.97
MGS-S Customer 2877	\$ 14,967.04	\$ 15,151.22	1.23%	\$ 47,673.87	\$ 47,858.05	0.39%	\$ 5,452.95	\$ 5,604.35

Internal Use

Customer	Delivery 1/24 Prices	Delivery 8/24 Prices	Delivery % Difference	Bundled 1/24 Prices	Bundled 8/24 Prices	Bundled % Difference	Distribution 8/24 Prices	Distribution 1/25 Prices
MGS-S Customer 2878	\$ 38,963.51	\$ 39,258.74	0.76%	\$ 122,056.05	\$ 122,351.28	0.24%	\$ 13,288.60	\$ 13,611.58
MGS-S Customer 2879	\$ 3,988.47	\$ 4,095.49	2.68%	\$ 10,043.87	\$ 10,150.89	1.07%	\$ 1,757.97	\$ 1,823.52
MGS-S Customer 2880	\$ 39,704.61	\$ 40,018.45	0.79%	\$ 95,017.37	\$ 95,331.21	0.33%	\$ 13,722.62	\$ 14,197.88
MGS-S Customer 2881	\$ 11,143.22	\$ 11,310.25	1.50%	\$ 29,242.58	\$ 29,409.61	0.57%	\$ 4,245.60	\$ 4,376.43
MGS-S Customer 2882	\$ 11,601.93	\$ 11,769.85	1.45%	\$ 43,150.13	\$ 43,318.05	0.39%	\$ 4,308.69	\$ 4,440.64
MGS-S Customer 2883	\$ 6,196.02	\$ 6,340.22	2.33%	\$ 16,845.05	\$ 16,989.25	0.86%	\$ 2,625.41	\$ 2,700.43
MGS-S Customer 2884	\$ 6,510.53	\$ 6,628.30	1.81%	\$ 25,572.34	\$ 25,690.11	0.46%	\$ 2,520.93	\$ 2,612.15
MGS-S Customer 2885	\$ 35,107.27	\$ 35,380.04	0.78%	\$ 116,170.49	\$ 116,443.26	0.23%	\$ 11,809.58	\$ 12,330.57
MGS-S Customer 2886	\$ 8,177.00	\$ 8,329.46	1.86%	\$ 27,720.66	\$ 27,873.12	0.55%	\$ 3,219.96	\$ 3,333.10
MGS-S Customer 2887	\$ 3,125.03	\$ 3,254.59	4.15%	\$ 5,172.63	\$ 5,302.19	2.50%	\$ 1,609.32	\$ 1,698.79
MGS-S Customer 2888	\$ 7,421.81	\$ 7,545.06	1.66%	\$ 15,219.16	\$ 15,342.41	0.81%	\$ 2,908.38	\$ 3,010.46
MGS-S Customer 2889	\$ 6,642.45	\$ 6,761.01	1.78%	\$ 23,045.23	\$ 23,163.79	0.51%	\$ 2,579.65	\$ 2,678.37
MGS-S Customer 2890	\$ 8,262.81	\$ 8,415.86	1.85%	\$ 26,965.49	\$ 27,118.54	0.57%	\$ 3,259.24	\$ 3,367.85
MGS-S Customer 2891	\$ 4,915.27	\$ 5,026.35	2.26%	\$ 15,716.50	\$ 15,827.58	0.71%	\$ 2,043.34	\$ 2,112.25
MGS-S Customer 2892	\$ 18,082.21	\$ 18,279.66	1.09%	\$ 60,231.79	\$ 60,429.24	0.33%	\$ 6,411.99	\$ 6,633.65
MGS-S Customer 2893	\$ 9,106.37	\$ 9,264.03	1.73%	\$ 22,057.81	\$ 22,215.47	0.71%	\$ 3,585.11	\$ 3,703.37
MGS-S Customer 2894	\$ 8,538.57	\$ 8,692.82	1.81%	\$ 27,616.95	\$ 27,771.20	0.56%	\$ 3,346.43	\$ 3,462.49
MGS-S Customer 2895	\$ 4,758.35	\$ 4,895.32	2.88%	\$ 16,349.26	\$ 16,486.23	0.84%	\$ 2,120.12	\$ 2,194.81
MGS-S Customer 2896	\$ 3,071.49	\$ 3,200.82	4.21%	\$ 9,776.48	\$ 9,905.81	1.32%	\$ 1,580.11	\$ 1,641.09
MGS-S Customer 2897	\$ 10,036.72	\$ 10,197.00	1.60%	\$ 40,446.05	\$ 40,606.33	0.40%	\$ 3,774.45	\$ 3,905.34
MGS-S Customer 2898	\$ 7,375.26	\$ 7,525.16	2.03%	\$ 12,987.89	\$ 13,137.79	1.15%	\$ 3,040.99	\$ 3,153.34
MGS-S Customer 2899	\$ 6,757.96	\$ 6,904.95	2.18%	\$ 9,966.48	\$ 10,113.47	1.47%	\$ 2,839.80	\$ 2,957.25
MGS-S Customer 2900	\$ 4,461.52	\$ 4,597.12	3.04%	\$ 13,574.39	\$ 13,709.99	1.00%	\$ 2,028.10	\$ 2,111.16
MGS-S Customer 2901	\$ 3,804.66	\$ 3,910.97	2.79%	\$ 9,280.17	\$ 9,386.48	1.15%	\$ 1,705.07	\$ 1,761.97
MGS-S Customer 2902	\$ 10,317.15	\$ 10,478.33	1.56%	\$ 42,396.22	\$ 42,557.40	0.38%	\$ 3,845.48	\$ 3,994.82
MGS-S Customer 2903	\$ 23,025.52	\$ 23,242.96	0.94%	\$ 103,165.49	\$ 103,382.93	0.21%	\$ 7,826.69	\$ 8,088.80
MGS-S Customer 2904	\$ 6,191.41	\$ 6,335.23	2.32%	\$ 12,557.84	\$ 12,701.66	1.15%	\$ 2,619.51	\$ 2,738.67
MGS-S Customer 2905	\$ 4,563.79	\$ 4,700.28	2.99%	\$ 11,136.24	\$ 11,272.73	1.23%	\$ 2,087.61	\$ 2,162.96
MGS-S Customer 2906	\$ 3,594.09	\$ 3,725.96	3.67%	\$ 9,732.33	\$ 9,864.20	1.35%	\$ 1,760.75	\$ 1,827.75
MGS-S Customer 2907	\$ 3,704.74	\$ 3,837.43	3.58%	\$ 7,326.56	\$ 7,459.25	1.81%	\$ 1,817.77	\$ 1,883.73
MGS-S Customer 2908	\$ 20,232.97	\$ 20,439.43	1.02%	\$ 77,547.63	\$ 77,754.09	0.27%	\$ 7,044.93	\$ 7,274.28
MGS-S Customer 2909	\$ 4,748.13	\$ 4,857.79	2.31%	\$ 17,274.97	\$ 17,384.63	0.63%	\$ 1,954.84	\$ 2,047.07
MGS-S Customer 2910	\$ 3,558.79	\$ 3,690.28	3.69%	\$ 9,905.57	\$ 10,037.06	1.33%	\$ 1,738.94	\$ 1,816.24
MGS-S Customer 2911	\$ 7,757.62	\$ 7,907.45	1.93%	\$ 29,467.72	\$ 29,617.55	0.51%	\$ 3,044.62	\$ 3,176.22
MGS-S Customer 2912	\$ 3,508.55	\$ 3,639.88	3.74%	\$ 10,777.89	\$ 10,909.22	1.22%	\$ 1,722.66	\$ 1,790.17
MGS-S Customer 2913	\$ 3,917.30	\$ 4,023.85	2.72%	\$ 10,569.73	\$ 10,676.28	1.01%	\$ 1,727.00	\$ 1,795.16
MGS-S Customer 2914	\$ 14,606.81	\$ 14,788.82	1.25%	\$ 47,706.71	\$ 47,888.72	0.38%	\$ 5,309.96	\$ 5,480.75
MGS-S Customer 2915	\$ 10,745.49	\$ 10,909.12	1.52%	\$ 38,095.76	\$ 38,259.39	0.43%	\$ 4,020.48	\$ 4,178.89
MGS-S Customer 2916	\$ 10,736.09	\$ 10,901.31	1.54%	\$ 25,142.45	\$ 25,307.67	0.66%	\$ 4,123.36	\$ 4,263.26
MGS-S Customer 2917	\$ 6,955.36	\$ 7,077.09	1.75%	\$ 18,240.04	\$ 18,361.77	0.67%	\$ 2,773.03	\$ 2,809.81

Customer	Delivery 1/24 Prices	Delivery 8/24 Prices	Delivery % Difference	Bundled 1/24 Prices	Bundled 8/24 Prices	Bundled % Difference	Distribution 8/24 Prices	Distribution 1/25 Prices
MGS-S Customer 2918	\$ 7,417.56	\$ 7,566.95	2.01%	\$ 22,253.55	\$ 22,402.94	0.67%	\$ 2,999.69	\$ 3,100.16
MGS-S Customer 2919	\$ 5,459.83	\$ 5,600.31	2.57%	\$ 14,587.21	\$ 14,727.69	0.96%	\$ 2,371.08	\$ 2,458.39
MGS-S Customer 2920	\$ 23,361.35	\$ 23,579.12	0.93%	\$ 107,358.86	\$ 107,576.63	0.20%	\$ 7,874.04	\$ 8,189.56
MGS-S Customer 2921	\$ 4,303.75	\$ 4,411.67	2.51%	\$ 15,576.77	\$ 15,684.69	0.69%	\$ 1,824.44	\$ 1,897.64
MGS-S Customer 2922	\$ 8,339.29	\$ 8,491.76	1.83%	\$ 33,751.53	\$ 33,904.00	0.45%	\$ 3,225.66	\$ 3,350.37
MGS-S Customer 2923	\$ 5,931.02	\$ 6,048.12	1.97%	\$ 14,903.00	\$ 15,020.10	0.79%	\$ 2,443.43	\$ 2,468.12
MGS-S Customer 2924	\$ 3,936.04	\$ 4,043.40	2.73%	\$ 9,425.95	\$ 9,533.31	1.14%	\$ 1,767.99	\$ 1,802.66
MGS-S Customer 2925	\$ 5,253.34	\$ 5,392.57	2.65%	\$ 17,191.61	\$ 17,330.84	0.81%	\$ 2,282.33	\$ 2,366.07
MGS-S Customer 2926	\$ 7,710.16	\$ 7,861.06	1.96%	\$ 19,945.51	\$ 20,096.41	0.76%	\$ 3,110.35	\$ 3,222.66
MGS-S Customer 2927	\$ 4,946.74	\$ 5,057.99	2.25%	\$ 11,414.06	\$ 11,525.31	0.97%	\$ 2,065.95	\$ 2,159.08
MGS-S Customer 2928	\$ 4,156.78	\$ 4,264.51	2.59%	\$ 10,968.84	\$ 11,076.57	0.98%	\$ 1,809.07	\$ 1,877.10
MGS-S Customer 2929	\$ 3,049.61	\$ 3,178.88	4.24%	\$ 8,983.09	\$ 9,112.36	1.44%	\$ 1,576.90	\$ 1,639.26
MGS-S Customer 2930	\$ 10,041.61	\$ 10,202.42	1.60%	\$ 31,836.26	\$ 31,997.07	0.51%	\$ 3,820.89	\$ 3,972.50
MGS-S Customer 2931	\$ 6,091.18	\$ 6,234.44	2.35%	\$ 18,770.45	\$ 18,913.71	0.76%	\$ 2,564.93	\$ 2,652.35
MGS-S Customer 2932	\$ 4,579.12	\$ 4,688.40	2.39%	\$ 15,639.96	\$ 15,749.24	0.70%	\$ 1,919.99	\$ 1,995.11
MGS-S Customer 2933	\$ 8,474.30	\$ 8,628.82	1.82%	\$ 25,591.00	\$ 25,745.52	0.60%	\$ 3,355.41	\$ 3,449.28
MGS-S Customer 2934	\$ 5,352.48	\$ 5,493.05	2.63%	\$ 13,122.41	\$ 13,262.98	1.07%	\$ 2,364.84	\$ 2,424.86
MGS-S Customer 2935	\$ 3,485.65	\$ 3,617.00	3.77%	\$ 8,824.96	\$ 8,956.31	1.49%	\$ 1,726.28	\$ 1,796.46
MGS-S Customer 2936	\$ 5,865.53	\$ 6,008.18	2.43%	\$ 11,094.24	\$ 11,236.89	1.29%	\$ 2,528.88	\$ 2,629.68
MGS-S Customer 2937	\$ 6,918.07	\$ 7,037.98	1.73%	\$ 22,658.58	\$ 22,778.49	0.53%	\$ 2,675.76	\$ 2,779.86
MGS-S Customer 2938	\$ 6,781.71	\$ 6,928.75	2.17%	\$ 16,325.70	\$ 16,472.74	0.90%	\$ 2,828.39	\$ 2,913.71
MGS-S Customer 2939	\$ 48,320.83	\$ 48,769.86	0.93%	\$ 210,026.77	\$ 210,475.80	0.21%	\$ 16,693.65	\$ 17,108.37
MGS-S Customer 2940	\$ 4,786.05	\$ 4,896.98	2.32%	\$ 10,237.80	\$ 10,348.73	1.08%	\$ 2,034.12	\$ 2,105.90
MGS-S Customer 2941	\$ 4,937.87	\$ 5,075.63	2.79%	\$ 16,429.48	\$ 16,567.24	0.84%	\$ 2,178.23	\$ 2,259.15
MGS-S Customer 2942	\$ 4,005.46	\$ 4,112.66	2.68%	\$ 8,835.04	\$ 8,942.24	1.21%	\$ 1,771.31	\$ 1,838.43
MGS-S Customer 2943	\$ 11,745.66	\$ 11,913.86	1.43%	\$ 43,561.24	\$ 43,729.44	0.39%	\$ 4,338.68	\$ 4,493.58
MGS-S Customer 2944	\$ 17,265.82	\$ 17,459.18	1.12%	\$ 51,202.13	\$ 51,395.49	0.38%	\$ 6,148.39	\$ 6,419.09
MGS-S Customer 2945	\$ 37,385.05	\$ 37,671.12	0.77%	\$ 110,056.74	\$ 110,342.81	0.26%	\$ 12,709.55	\$ 13,166.56
MGS-S Customer 2946	\$ 12,877.42	\$ 13,051.23	1.35%	\$ 30,629.42	\$ 30,803.23	0.57%	\$ 4,767.15	\$ 5,003.44
MGS-S Customer 2947	\$ 6,099.27	\$ 6,215.08	1.90%	\$ 23,650.85	\$ 23,766.66	0.49%	\$ 2,385.51	\$ 2,481.07
MGS-S Customer 2948	\$ 10,389.90	\$ 10,526.24	1.31%	\$ 32,758.16	\$ 32,894.50	0.42%	\$ 3,827.30	\$ 3,939.41
MGS-S Customer 2949	\$ 4,469.37	\$ 4,578.64	2.44%	\$ 10,072.17	\$ 10,181.44	1.08%	\$ 1,920.14	\$ 1,995.77
MGS-S Customer 2950	\$ 5,296.00	\$ 5,408.47	2.12%	\$ 17,691.44	\$ 17,803.91	0.64%	\$ 2,149.03	\$ 2,237.25
MGS-S Customer 2951	\$ 6,146.34	\$ 6,291.07	2.35%	\$ 16,067.28	\$ 16,212.01	0.90%	\$ 2,644.47	\$ 2,679.76
MGS-S Customer 2952	\$ 6,195.03	\$ 6,314.28	1.92%	\$ 14,047.23	\$ 14,166.48	0.85%	\$ 2,575.47	\$ 2,558.71
MGS-S Customer 2953	\$ 14,242.57	\$ 14,422.09	1.26%	\$ 54,865.59	\$ 55,045.11	0.33%	\$ 5,134.19	\$ 5,300.03
MGS-S Customer 2954	\$ 6,086.94	\$ 6,203.88	1.92%	\$ 13,434.89	\$ 13,551.83	0.87%	\$ 2,460.41	\$ 2,547.11
MGS-S Customer 2955	\$ 5,191.61	\$ 5,303.92	2.16%	\$ 15,978.10	\$ 16,090.41	0.70%	\$ 2,133.13	\$ 2,209.95
MGS-S Customer 2956	\$ 3,525.08	\$ 3,656.59	3.73%	\$ 9,170.73	\$ 9,302.24	1.43%	\$ 1,736.96	\$ 1,808.20
MGS-S Customer 2957	\$ 6,876.55	\$ 7,023.60	2.14%	\$ 17,745.31	\$ 17,892.36	0.83%	\$ 2,837.61	\$ 2,941.18

Internal Use

Customer	Delivery 1/24 Prices	Delivery 8/24 Prices	Delivery % Difference	Bundled 1/24 Prices	Bundled 8/24 Prices	Bundled % Difference	Distribution 8/24 Prices	Distribution 1/25 Prices
MGS-S Customer 2958	\$ 6,926.87	\$ 7,073.70	2.12%	\$ 21,870.62	\$ 22,017.45	0.67%	\$ 2,823.53	\$ 2,930.54
MGS-S Customer 2959	\$ 16,937.20	\$ 17,129.13	1.13%	\$ 59,973.47	\$ 60,165.40	0.32%	\$ 6,019.57	\$ 6,226.97
MGS-S Customer 2960	\$ 3,532.17	\$ 3,636.93	2.97%	\$ 9,572.60	\$ 9,677.36	1.09%	\$ 1,599.76	\$ 1,665.28
MGS-S Customer 2961	\$ 3,653.83	\$ 3,786.09	3.62%	\$ 8,881.05	\$ 9,013.31	1.49%	\$ 1,787.55	\$ 1,855.03
MGS-S Customer 2962	\$ 873.00	\$ 992.31	13.67%	\$ 1,315.77	\$ 1,435.08	9.07%	\$ 873.38	\$ 919.28
MGS-S Customer 2963	\$ 4,896.58	\$ 5,033.70	2.80%	\$ 18,925.42	\$ 19,062.54	0.72%	\$ 2,138.01	\$ 2,229.05
MGS-S Customer 2964	\$ 4,061.30	\$ 4,195.36	3.30%	\$ 10,007.58	\$ 10,141.64	1.34%	\$ 1,917.23	\$ 1,993.16
MGS-S Customer 2965	\$ 51,897.61	\$ 52,240.11	0.66%	\$ 258,298.93	\$ 258,641.43	0.13%	\$ 16,705.54	\$ 17,281.49
MGS-S Customer 2966	\$ 4,183.45	\$ 4,292.38	2.60%	\$ 8,930.31	\$ 9,039.24	1.22%	\$ 1,870.73	\$ 1,890.57
MGS-S Customer 2967	\$ 9,446.17	\$ 9,576.88	1.38%	\$ 37,775.68	\$ 37,906.39	0.35%	\$ 3,442.72	\$ 3,573.84
MGS-S Customer 2968	\$ 7,221.22	\$ 7,369.63	2.06%	\$ 22,354.30	\$ 22,502.71	0.66%	\$ 2,930.61	\$ 3,029.61
MGS-S Customer 2969	\$ 3,845.26	\$ 3,951.65	2.77%	\$ 11,148.99	\$ 11,255.38	0.95%	\$ 1,708.87	\$ 1,762.39
MGS-S Customer 2970	\$ 7,093.98	\$ 7,242.33	2.09%	\$ 16,865.81	\$ 17,014.16	0.88%	\$ 2,925.45	\$ 3,023.12
MGS-S Customer 2971	\$ 4,960.59	\$ 5,098.64	2.78%	\$ 14,075.75	\$ 14,213.80	0.98%	\$ 2,200.18	\$ 2,284.62
MGS-S Customer 2972	\$ 26,035.40	\$ 26,264.93	0.88%	\$ 128,772.15	\$ 129,001.68	0.18%	\$ 8,686.12	\$ 8,980.17
MGS-S Customer 2973	\$ 13,084.13	\$ 13,258.28	1.33%	\$ 45,361.33	\$ 45,535.48	0.38%	\$ 4,771.00	\$ 4,962.72
MGS-S Customer 2974	\$ 1,525.68	\$ 1,647.95	8.01%	\$ 3,452.97	\$ 3,575.24	3.54%	\$ 1,083.85	\$ 1,136.77
MGS-S Customer 2975	\$ 19,159.47	\$ 19,332.69	0.90%	\$ 86,785.28	\$ 86,958.50	0.20%	\$ 6,457.49	\$ 6,687.59
MGS-S Customer 2976	\$ 6,668.99	\$ 6,814.64	2.18%	\$ 23,741.01	\$ 23,886.66	0.61%	\$ 2,733.24	\$ 2,822.06
MGS-S Customer 2977	\$ 3,868.71	\$ 3,974.93	2.75%	\$ 11,763.53	\$ 11,869.75	0.90%	\$ 1,702.68	\$ 1,769.13
MGS-S Customer 2978	\$ 19,393.54	\$ 19,632.83	1.23%	\$ 81,488.99	\$ 81,728.28	0.29%	\$ 6,975.10	\$ 7,199.76
MGS-S Customer 2979	\$ 8,384.64	\$ 8,542.08	1.88%	\$ 9,687.25	\$ 9,844.69	1.63%	\$ 3,513.83	\$ 3,508.75
MGS-S Customer 2980	\$ 4,399.69	\$ 4,535.43	3.09%	\$ 9,681.87	\$ 9,817.61	1.40%	\$ 2,036.32	\$ 2,116.12
MGS-S Customer 2981	\$ 3,549.29	\$ 3,680.98	3.71%	\$ 9,567.44	\$ 9,699.13	1.38%	\$ 1,747.37	\$ 1,812.69
MGS-S Customer 2982	\$ 2,597.47	\$ 2,724.58	4.89%	\$ 7,229.26	\$ 7,356.37	1.76%	\$ 1,427.05	\$ 1,492.18
MGS-S Customer 2983	\$ 9,555.19	\$ 9,713.36	1.66%	\$ 35,893.08	\$ 36,051.25	0.44%	\$ 3,630.13	\$ 3,768.74
MGS-S Customer 2984	\$ 6,809.25	\$ 6,965.75	2.30%	\$ 15,525.28	\$ 15,681.78	1.01%	\$ 2,890.84	\$ 2,998.94
MGS-S Customer 2985	\$ 6,122.19	\$ 6,265.42	2.34%	\$ 17,064.08	\$ 17,207.31	0.84%	\$ 2,572.34	\$ 2,679.72
MGS-S Customer 2986	\$ 11,553.64	\$ 11,721.73	1.45%	\$ 37,176.12	\$ 37,344.21	0.45%	\$ 4,325.22	\$ 4,468.22
MGS-S Customer 2987	\$ 7,490.76	\$ 7,639.61	1.99%	\$ 22,070.80	\$ 22,219.65	0.67%	\$ 2,986.10	\$ 3,138.61
MGS-S Customer 2988	\$ 16,497.60	\$ 16,732.56	1.42%	\$ 34,190.19	\$ 34,425.15	0.69%	\$ 6,344.37	\$ 6,535.14
MGS-S Customer 2989	\$ 3,772.49	\$ 3,878.44	2.81%	\$ 11,307.15	\$ 11,413.10	0.94%	\$ 1,679.46	\$ 1,736.20
MGS-S Customer 2990	\$ 63,045.65	\$ 63,443.85	0.63%	\$ 271,599.69	\$ 271,997.89	0.15%	\$ 20,539.59	\$ 21,149.72
MGS-S Customer 2991	\$ 8,970.45	\$ 9,127.83	1.75%	\$ 26,329.39	\$ 26,486.77	0.60%	\$ 3,544.19	\$ 3,614.69
MGS-S Customer 2992	\$ 2,503.74	\$ 2,604.37	4.02%	\$ 4,953.55	\$ 5,054.18	2.03%	\$ 1,296.15	\$ 1,326.16
MGS-S Customer 2993	\$ 6,292.50	\$ 6,437.22	2.30%	\$ 16,036.91	\$ 16,181.63	0.90%	\$ 2,663.10	\$ 2,740.91
MGS-S Customer 2994	\$ 7,198.53	\$ 7,347.08	2.06%	\$ 18,701.57	\$ 18,850.12	0.79%	\$ 2,943.29	\$ 3,048.85
MGS-S Customer 2995	\$ 2,782.75	\$ 2,884.73	3.66%	\$ 5,479.37	\$ 5,581.35	1.86%	\$ 1,390.19	\$ 1,421.52
MGS-S Customer 2996	\$ 2,887.40	\$ 2,989.90	3.55%	\$ 5,785.13	\$ 5,887.63	1.77%	\$ 1,426.16	\$ 1,456.11
MGS-S Customer 2997	\$ 3,029.02	\$ 3,131.24	3.37%	\$ 10,351.61	\$ 10,453.83	0.99%	\$ 1,420.06	\$ 1,480.51

Customer	Delivery 1/24 Prices	Delivery 8/24 Prices	Delivery % Difference	Bundled 1/24 Prices	Bundled 8/24 Prices	Bundled % Difference	Distribution 8/24 Prices	Distribution 1/25 Prices
MGS-S Customer 2998	\$ 2,875.30	\$ 2,977.65	3.56%	\$ 5,855.30	\$ 5,957.65	1.75%	\$ 1,418.00	\$ 1,452.25
MGS-S Customer 2999	\$ 4,314.51	\$ 4,449.36	3.13%	\$ 14,831.34	\$ 14,966.19	0.91%	\$ 1,972.52	\$ 2,048.73
MGS-S Customer 3000	\$ 16,043.64	\$ 16,233.78	1.19%	\$ 25,970.87	\$ 26,161.01	0.73%	\$ 5,912.54	\$ 6,159.91
MGS-S Customer 3001	\$ 3,964.82	\$ 4,098.39	3.37%	\$ 10,659.07	\$ 10,792.64	1.25%	\$ 1,881.53	\$ 1,953.54
MGS-S Customer 3002	\$ 11,049.43	\$ 11,214.70	1.50%	\$ 39,725.04	\$ 39,890.31	0.42%	\$ 4,128.35	\$ 4,271.73
MGS-S Customer 3003	\$ 8,092.82	\$ 8,244.99	1.88%	\$ 26,301.88	\$ 26,454.05	0.58%	\$ 3,199.79	\$ 3,313.45
MGS-S Customer 3004	\$ 4,163.31	\$ 4,297.87	3.23%	\$ 10,253.33	\$ 10,387.89	1.31%	\$ 1,952.13	\$ 2,027.39
MGS-S Customer 3005	\$ 4,702.19	\$ 4,811.92	2.33%	\$ 16,705.59	\$ 16,815.32	0.66%	\$ 1,953.32	\$ 2,031.89
MGS-S Customer 3006	\$ 4,225.72	\$ 4,360.16	3.18%	\$ 11,496.66	\$ 11,631.10	1.17%	\$ 1,951.49	\$ 2,044.53
MGS-S Customer 3007	\$ 7,670.36	\$ 7,819.78	1.95%	\$ 30,644.21	\$ 30,793.63	0.49%	\$ 3,012.03	\$ 3,135.17
MGS-S Customer 3008	\$ 3,715.64	\$ 3,821.36	2.85%	\$ 9,806.69	\$ 9,912.41	1.08%	\$ 1,665.42	\$ 1,727.94
MGS-S Customer 3009	\$ 2,319.54	\$ 2,418.52	4.27%	\$ 8,402.94	\$ 8,501.92	1.18%	\$ 1,189.84	\$ 1,241.11
MGS-S Customer 3010	\$ 4,275.76	\$ 4,384.94	2.55%	\$ 9,897.53	\$ 10,006.71	1.10%	\$ 1,891.37	\$ 1,917.84
MGS-S Customer 3011	\$ 10,487.62	\$ 10,649.27	1.54%	\$ 37,554.40	\$ 37,716.05	0.43%	\$ 3,901.03	\$ 4,100.21
MGS-S Customer 3012	\$ 3,486.46	\$ 3,591.38	3.01%	\$ 7,554.25	\$ 7,659.17	1.39%	\$ 1,606.60	\$ 1,660.97
MGS-S Customer 3013	\$ 7,269.61	\$ 7,421.16	2.08%	\$ 17,676.74	\$ 17,828.29	0.86%	\$ 3,087.61	\$ 3,050.46
MGS-S Customer 3014	\$ 41,271.23	\$ 41,573.37	0.73%	\$ 126,246.83	\$ 126,548.97	0.24%	\$ 13,883.03	\$ 14,452.20
MGS-S Customer 3015	\$ 3,526.31	\$ 3,657.68	3.73%	\$ 9,632.56	\$ 9,763.93	1.36%	\$ 1,730.20	\$ 1,806.45
MGS-S Customer 3016	\$ 1,787.32	\$ 1,910.49	6.89%	\$ 6,037.59	\$ 6,160.76	2.04%	\$ 1,150.68	\$ 1,213.19
MGS-S Customer 3017	\$ 4,876.87	\$ 4,987.67	2.27%	\$ 14,689.61	\$ 14,800.41	0.75%	\$ 2,028.74	\$ 2,108.20
MGS-S Customer 3018	\$ 4,444.72	\$ 4,553.67	2.45%	\$ 12,827.10	\$ 12,936.05	0.85%	\$ 1,895.42	\$ 1,966.57
MGS-S Customer 3019	\$ 4,777.83	\$ 4,915.26	2.88%	\$ 14,358.95	\$ 14,496.38	0.96%	\$ 2,148.20	\$ 2,213.84
MGS-S Customer 3020	\$ 19,428.55	\$ 19,630.45	1.04%	\$ 79,686.64	\$ 79,888.54	0.25%	\$ 6,733.34	\$ 6,977.50
MGS-S Customer 3021	\$ 5,215.89	\$ 5,328.18	2.15%	\$ 18,042.67	\$ 18,154.96	0.62%	\$ 2,129.88	\$ 2,203.17
MGS-S Customer 3022	\$ 4,239.36	\$ 4,347.31	2.55%	\$ 12,777.14	\$ 12,885.09	0.84%	\$ 1,824.74	\$ 1,893.75
MGS-S Customer 3023	\$ 8,611.98	\$ 8,740.58	1.49%	\$ 20,989.02	\$ 21,117.62	0.61%	\$ 3,284.52	\$ 3,392.25
MGS-S Customer 3024	\$ 33,604.42	\$ 33,915.94	0.93%	\$ 132,191.11	\$ 132,502.63	0.24%	\$ 11,613.34	\$ 11,944.14
MGS-S Customer 3025	\$ 7,492.59	\$ 7,641.99	1.99%	\$ 24,563.70	\$ 24,713.10	0.61%	\$ 3,003.89	\$ 3,112.03
MGS-S Customer 3026	\$ 4,491.04	\$ 4,599.94	2.42%	\$ 12,423.00	\$ 12,531.90	0.88%	\$ 1,900.41	\$ 1,989.77
MGS-S Customer 3027	\$ 4,659.78	\$ 4,796.04	2.92%	\$ 16,569.94	\$ 16,706.20	0.82%	\$ 2,075.30	\$ 2,160.65
MGS-S Customer 3028	\$ 4,093.65	\$ 4,227.62	3.27%	\$ 12,971.02	\$ 13,104.99	1.03%	\$ 1,909.99	\$ 1,983.00
MGS-S Customer 3029	\$ 5,700.64	\$ 5,815.82	2.02%	\$ 12,255.03	\$ 12,370.21	0.94%	\$ 2,335.43	\$ 2,417.73
MGS-S Customer 3030	\$ 6,514.27	\$ 6,658.86	2.22%	\$ 25,600.87	\$ 25,745.46	0.56%	\$ 2,661.61	\$ 2,755.12
MGS-S Customer 3031	\$ 3,118.68	\$ 3,221.85	3.31%	\$ 7,621.01	\$ 7,724.18	1.35%	\$ 1,480.76	\$ 1,528.94
MGS-S Customer 3032	\$ 52,424.72	\$ 52,902.86	0.91%	\$ 173,772.73	\$ 174,250.87	0.28%	\$ 18,426.06	\$ 18,853.65
MGS-S Customer 3033	\$ 4,244.80	\$ 4,352.69	2.54%	\$ 10,136.46	\$ 10,244.35	1.06%	\$ 1,829.92	\$ 1,918.62
MGS-S Customer 3034	\$ 3,336.51	\$ 3,441.05	3.13%	\$ 6,790.36	\$ 6,894.90	1.54%	\$ 1,572.21	\$ 1,609.63
MGS-S Customer 3035	\$ 4,741.49	\$ 4,851.15	2.31%	\$ 15,844.26	\$ 15,953.92	0.69%	\$ 1,957.46	\$ 2,056.27
MGS-S Customer 3036	\$ 32,479.26	\$ 32,743.51	0.81%	\$ 97,984.33	\$ 98,248.58	0.27%	\$ 11,138.44	\$ 11,492.80
MGS-S Customer 3037	\$ 4,256.59	\$ 4,364.63	2.54%	\$ 12,020.01	\$ 12,128.05	0.90%	\$ 1,833.03	\$ 1,906.08

Internal Use

Customer	Delivery 1/24 Prices	Delivery 8/24 Prices	Delivery % Difference	Bundled 1/24 Prices	Bundled 8/24 Prices	Bundled % Difference	Distribution 8/24 Prices	Distribution 1/25 Prices
MGS-S Customer 3038	\$ 38,116.95	\$ 38,408.73	0.77%	\$ 86,642.44	\$ 86,934.22	0.34%	\$ 13,117.80	\$ 13,596.05
MGS-S Customer 3039	\$ 3,220.64	\$ 3,350.83	4.04%	\$ 8,707.01	\$ 8,837.20	1.50%	\$ 1,640.14	\$ 1,701.57
MGS-S Customer 3040	\$ 5,383.12	\$ 5,523.35	2.60%	\$ 13,523.38	\$ 13,663.61	1.04%	\$ 2,352.98	\$ 2,438.34
MGS-S Customer 3041	\$ 5,102.16	\$ 5,214.38	2.20%	\$ 12,095.10	\$ 12,207.32	0.93%	\$ 2,127.16	\$ 2,206.26
MGS-S Customer 3042	\$ 7,502.49	\$ 7,652.26	2.00%	\$ 20,331.21	\$ 20,480.98	0.74%	\$ 3,032.62	\$ 3,146.80
MGS-S Customer 3043	\$ 9,866.62	\$ 10,026.93	1.62%	\$ 27,655.19	\$ 27,815.50	0.58%	\$ 3,786.44	\$ 3,940.71
MGS-S Customer 3044	\$ 54,795.32	\$ 55,153.28	0.65%	\$ 221,492.30	\$ 221,850.26	0.16%	\$ 17,861.51	\$ 18,604.03
MGS-S Customer 3045	\$ 5,623.58	\$ 5,764.80	2.51%	\$ 15,554.12	\$ 15,695.34	0.91%	\$ 2,422.36	\$ 2,509.49
MGS-S Customer 3046	\$ 7,006.07	\$ 7,152.67	2.09%	\$ 25,786.45	\$ 25,933.05	0.57%	\$ 2,813.83	\$ 2,933.62
MGS-S Customer 3047	\$ 8,594.11	\$ 8,747.69	1.79%	\$ 28,338.87	\$ 28,492.45	0.54%	\$ 3,321.79	\$ 3,487.84
MGS-S Customer 3048	\$ 12,682.08	\$ 12,855.63	1.37%	\$ 38,306.39	\$ 38,479.94	0.45%	\$ 4,710.06	\$ 4,861.63
MGS-S Customer 3049	\$ 12,181.31	\$ 12,353.69	1.42%	\$ 20,012.60	\$ 20,184.98	0.86%	\$ 4,641.25	\$ 4,819.60
MGS-S Customer 3050	\$ 12,256.56	\$ 12,428.36	1.40%	\$ 31,123.78	\$ 31,295.58	0.55%	\$ 4,596.15	\$ 4,765.69
MGS-S Customer 3051	\$ 6,209.10	\$ 6,386.75	2.86%	\$ 15,788.97	\$ 15,966.62	1.13%	\$ 2,857.42	\$ 2,938.47
MGS-S Customer 3052	\$ 5,886.31	\$ 6,036.45	2.55%	\$ 12,010.84	\$ 12,160.98	1.25%	\$ 2,609.74	\$ 2,665.86
MGS-S Customer 3053	\$ 11,755.57	\$ 11,954.46	1.69%	\$ 22,409.51	\$ 22,608.40	0.89%	\$ 4,636.30	\$ 4,862.41
MGS-S Customer 3054	\$ 5,535.51	\$ 5,676.41	2.55%	\$ 13,432.39	\$ 13,573.29	1.05%	\$ 2,402.65	\$ 2,494.30
MGS-S Customer 3055	\$ 7,551.96	\$ 7,702.99	2.00%	\$ 25,102.86	\$ 25,253.89	0.60%	\$ 3,032.54	\$ 3,137.38
MGS-S Customer 3056	\$ 8,004.22	\$ 8,155.18	1.89%	\$ 33,864.37	\$ 34,015.33	0.45%	\$ 3,114.99	\$ 3,228.51
MGS-S Customer 3057	\$ 8,718.61	\$ 8,873.51	1.78%	\$ 24,093.93	\$ 24,248.83	0.64%	\$ 3,407.79	\$ 3,558.70
MGS-S Customer 3058	\$ 6,365.67	\$ 6,509.42	2.26%	\$ 24,784.97	\$ 24,928.72	0.58%	\$ 2,606.95	\$ 2,710.44
MGS-S Customer 3059	\$ 9,800.12	\$ 9,959.83	1.63%	\$ 34,339.39	\$ 34,499.10	0.47%	\$ 3,734.07	\$ 3,864.75
MGS-S Customer 3060	\$ 5,757.02	\$ 5,872.26	2.00%	\$ 18,271.18	\$ 18,386.42	0.63%	\$ 2,330.04	\$ 2,390.36
MGS-S Customer 3061	\$ 11,557.85	\$ 11,725.95	1.45%	\$ 32,710.34	\$ 32,878.44	0.51%	\$ 4,338.23	\$ 4,506.86
MGS-S Customer 3062	\$ 5,212.50	\$ 5,352.98	2.70%	\$ 12,205.44	\$ 12,345.92	1.15%	\$ 2,345.27	\$ 2,375.31
MGS-S Customer 3063	\$ 16,214.69	\$ 16,402.06	1.16%	\$ 70,261.40	\$ 70,448.77	0.27%	\$ 5,697.43	\$ 5,896.52
MGS-S Customer 3064	\$ 14,520.68	\$ 14,702.01	1.25%	\$ 40,284.85	\$ 40,466.18	0.45%	\$ 5,288.34	\$ 5,514.82
MGS-S Customer 3065	\$ 10,990.17	\$ 11,155.82	1.51%	\$ 26,429.48	\$ 26,595.13	0.63%	\$ 4,172.22	\$ 4,352.92
MGS-S Customer 3066	\$ 4,738.38	\$ 4,875.81	2.90%	\$ 7,461.40	\$ 7,598.83	1.84%	\$ 2,161.32	\$ 2,254.69
MGS-S Customer 3067	\$ 10,875.04	\$ 11,039.62	1.51%	\$ 38,444.58	\$ 38,609.16	0.43%	\$ 4,078.84	\$ 4,218.17
MGS-S Customer 3068	\$ 5,882.11	\$ 6,024.91	2.43%	\$ 12,230.60	\$ 12,373.40	1.17%	\$ 2,534.71	\$ 2,625.30
MGS-S Customer 3069	\$ 3,599.81	\$ 3,705.47	2.94%	\$ 7,728.73	\$ 7,834.39	1.37%	\$ 1,653.74	\$ 1,697.61
MGS-S Customer 3070	\$ 5,477.49	\$ 5,617.91	2.56%	\$ 16,748.69	\$ 16,889.11	0.84%	\$ 2,365.13	\$ 2,448.49
MGS-S Customer 3071	\$ 4,864.29	\$ 5,001.80	2.83%	\$ 15,879.76	\$ 16,017.27	0.87%	\$ 2,158.92	\$ 2,236.21
MGS-S Customer 3072	\$ 5,923.50	\$ 6,039.70	1.96%	\$ 10,708.86	\$ 10,825.06	1.09%	\$ 2,413.71	\$ 2,510.78
MGS-S Customer 3073	\$ 24,637.69	\$ 24,920.23	1.15%	\$ 95,629.71	\$ 95,912.25	0.30%	\$ 8,874.82	\$ 9,067.56
MGS-S Customer 3074	\$ 4,078.85	\$ 4,185.92	2.63%	\$ 10,960.61	\$ 11,067.68	0.98%	\$ 1,769.54	\$ 1,852.87
MGS-S Customer 3075	\$ 4,214.04	\$ 4,321.61	2.55%	\$ 14,605.86	\$ 14,713.43	0.74%	\$ 1,800.05	\$ 1,872.61
MGS-S Customer 3076	\$ 4,213.58	\$ 4,321.47	2.56%	\$ 11,051.12	\$ 11,159.01	0.98%	\$ 1,822.87	\$ 1,898.21
MGS-S Customer 3077	\$ 2,770.81	\$ 2,898.83	4.62%	\$ 7,192.13	\$ 7,320.15	1.78%	\$ 1,490.03	\$ 1,553.45

Customer	Delivery 1/24 Prices	Delivery 8/24 Prices	Delivery % Difference	Bundled 1/24 Prices	Bundled 8/24 Prices	Bundled % Difference	Distribution 8/24 Prices	Distribution 1/25 Prices
MGS-S Customer 3078	\$ 1,159.24	\$ 1,279.87	10.41%	\$ 1,441.13	\$ 1,561.76	8.37%	\$ 968.94	\$ 1,021.10
MGS-S Customer 3079	\$ 787.55	\$ 879.80	11.71%	\$ 844.45	\$ 936.70	10.92%	\$ 712.70	\$ 748.91
MGS-S Customer 3080	\$ 5,686.81	\$ 5,828.43	2.49%	\$ 12,197.90	\$ 12,339.52	1.16%	\$ 2,457.60	\$ 2,558.64
MGS-S Customer 3081	\$ 5,058.56	\$ 5,197.11	2.74%	\$ 11,567.59	\$ 11,706.14	1.20%	\$ 2,241.40	\$ 2,340.16
MGS-S Customer 3082	\$ 8,226.66	\$ 8,379.43	1.86%	\$ 24,177.87	\$ 24,330.64	0.63%	\$ 3,249.28	\$ 3,379.44
MGS-S Customer 3083	\$ 6,726.30	\$ 6,847.76	1.81%	\$ 11,717.34	\$ 11,838.80	1.04%	\$ 2,747.89	\$ 2,772.18
MGS-S Customer 3084	\$ 5,524.95	\$ 5,666.05	2.55%	\$ 9,586.22	\$ 9,727.32	1.47%	\$ 2,420.18	\$ 2,519.43
MGS-S Customer 3085	\$ 3,863.72	\$ 3,996.36	3.43%	\$ 13,489.29	\$ 13,621.93	0.98%	\$ 1,819.92	\$ 1,899.29
MGS-S Customer 3086	\$ 12,942.48	\$ 13,116.37	1.34%	\$ 34,981.66	\$ 35,155.55	0.50%	\$ 4,767.90	\$ 4,993.31
MGS-S Customer 3087	\$ 10,454.49	\$ 10,591.41	1.31%	\$ 29,221.15	\$ 29,358.07	0.47%	\$ 3,870.35	\$ 3,988.66
MGS-S Customer 3088	\$ 5,746.55	\$ 5,861.79	2.01%	\$ 18,103.25	\$ 18,218.49	0.64%	\$ 2,328.95	\$ 2,387.45
MGS-S Customer 3089	\$ 8,849.49	\$ 9,004.70	1.75%	\$ 32,241.55	\$ 32,396.76	0.48%	\$ 3,417.04	\$ 3,541.70
MGS-S Customer 3090	\$ 5,342.66	\$ 5,481.93	2.61%	\$ 18,518.97	\$ 18,658.24	0.75%	\$ 2,292.05	\$ 2,391.75
MGS-S Customer 3091	\$ 3,261.56	\$ 3,365.09	3.17%	\$ 8,929.04	\$ 9,032.57	1.16%	\$ 1,512.07	\$ 1,573.03
MGS-S Customer 3092	\$ 701.04	\$ 819.60	16.91%	\$ 701.04	\$ 819.60	16.91%	\$ 819.60	\$ 861.98
MGS-S Customer 3093	\$ 5,105.82	\$ 5,244.55	2.72%	\$ 15,721.14	\$ 15,859.87	0.88%	\$ 2,244.62	\$ 2,323.11
MGS-S Customer 3094	\$ 10,715.77	\$ 10,880.31	1.54%	\$ 32,438.32	\$ 32,602.86	0.51%	\$ 4,071.56	\$ 4,202.48
MGS-S Customer 3095	\$ 45,798.69	\$ 46,175.60	0.82%	\$ 167,571.76	\$ 167,948.67	0.22%	\$ 15,662.63	\$ 16,092.97
MGS-S Customer 3096	\$ 3,738.26	\$ 3,843.91	2.83%	\$ 10,109.94	\$ 10,215.59	1.05%	\$ 1,664.95	\$ 1,735.54
MGS-S Customer 3097	\$ 7,305.49	\$ 7,453.40	2.02%	\$ 30,187.47	\$ 30,335.38	0.49%	\$ 2,899.15	\$ 3,005.61
MGS-S Customer 3098	\$ 3,179.54	\$ 3,309.47	4.09%	\$ 8,668.77	\$ 8,798.70	1.50%	\$ 1,623.65	\$ 1,687.90
MGS-S Customer 3099	\$ 3,780.25	\$ 3,912.74	3.50%	\$ 12,338.14	\$ 12,470.63	1.07%	\$ 1,805.68	\$ 1,875.92
MGS-S Customer 3100	\$ 19,372.70	\$ 19,575.27	1.05%	\$ 75,032.82	\$ 75,235.39	0.27%	\$ 6,767.83	\$ 6,984.80
MGS-S Customer 3101	\$ 4,028.38	\$ 4,161.81	3.31%	\$ 13,256.20	\$ 13,389.63	1.01%	\$ 1,876.58	\$ 1,960.16
MGS-S Customer 3102	\$ 8,722.94	\$ 8,877.92	1.78%	\$ 27,714.36	\$ 27,869.34	0.56%	\$ 3,402.19	\$ 3,529.52
MGS-S Customer 3103	\$ 18,332.54	\$ 18,530.44	1.08%	\$ 64,723.59	\$ 64,921.49	0.31%	\$ 6,452.74	\$ 6,694.92
MGS-S Customer 3104	\$ 7,446.19	\$ 7,594.94	2.00%	\$ 27,816.66	\$ 27,965.41	0.53%	\$ 2,960.70	\$ 3,073.60
MGS-S Customer 3105	\$ 14,787.48	\$ 14,978.59	1.29%	\$ 246,471.79	\$ 246,662.90	0.08%	\$ 4,130.90	\$ 4,341.71
MGS-S Customer 3106	\$ 4,034.83	\$ 4,141.78	2.65%	\$ 13,104.62	\$ 13,211.57	0.82%	\$ 1,752.96	\$ 1,818.20
MGS-S Customer 3107	\$ 6,272.01	\$ 6,388.45	1.86%	\$ 26,489.14	\$ 26,605.58	0.44%	\$ 2,428.90	\$ 2,521.50
MGS-S Customer 3108	\$ 4,180.02	\$ 4,314.62	3.22%	\$ 13,270.84	\$ 13,405.44	1.01%	\$ 1,948.04	\$ 2,008.83
MGS-S Customer 3109	\$ 24,753.11	\$ 25,043.54	1.17%	\$ 73,603.11	\$ 73,893.54	0.39%	\$ 9,107.87	\$ 9,297.41
MGS-S Customer 3110	\$ 4,424.57	\$ 4,533.70	2.47%	\$ 10,480.66	\$ 10,589.79	1.04%	\$ 1,906.95	\$ 1,975.49
MGS-S Customer 3111	\$ 2,938.25	\$ 3,040.24	3.47%	\$ 8,877.79	\$ 8,979.78	1.15%	\$ 1,401.88	\$ 1,457.84
MGS-S Customer 3112	\$ 5,892.26	\$ 6,034.69	2.42%	\$ 15,833.77	\$ 15,976.20	0.90%	\$ 2,510.44	\$ 2,604.04
MGS-S Customer 3113	\$ 7,456.20	\$ 7,606.04	2.01%	\$ 19,570.43	\$ 19,720.27	0.77%	\$ 3,031.26	\$ 3,133.14
MGS-S Customer 3114	\$ 5,087.72	\$ 5,225.84	2.71%	\$ 18,519.53	\$ 18,657.65	0.75%	\$ 2,208.11	\$ 2,299.73
MGS-S Customer 3115	\$ 3,689.91	\$ 3,822.08	3.58%	\$ 9,214.90	\$ 9,347.07	1.43%	\$ 1,787.80	\$ 1,868.24
MGS-S Customer 3116	\$ 3,751.25	\$ 3,883.68	3.53%	\$ 10,223.83	\$ 10,356.26	1.30%	\$ 1,804.73	\$ 1,882.17
MGS-S Customer 3117	\$ 13,779.56	\$ 13,958.27	1.30%	\$ 43,223.02	\$ 43,401.73	0.41%	\$ 5,068.18	\$ 5,214.24

Internal Use

Customer	Delivery 1/24 Prices	Delivery 8/24 Prices	Delivery % Difference	Bundled 1/24 Prices	Bundled 8/24 Prices	Bundled % Difference	Distribution 8/24 Prices	Distribution 1/25 Prices
MGS-S Customer 3118	\$ 6,914.96	\$ 7,061.70	2.12%	\$ 23,432.92	\$ 23,579.66	0.63%	\$ 2,814.03	\$ 2,913.67
MGS-S Customer 3119	\$ 4,465.09	\$ 4,601.62	3.06%	\$ 10,089.03	\$ 10,225.56	1.35%	\$ 2,079.17	\$ 2,130.17
MGS-S Customer 3120	\$ 5,108.77	\$ 5,248.15	2.73%	\$ 11,928.03	\$ 12,067.41	1.17%	\$ 2,283.54	\$ 2,347.97
MGS-S Customer 3121	\$ 18,518.77	\$ 18,722.33	1.10%	\$ 49,863.58	\$ 50,067.14	0.41%	\$ 6,766.08	\$ 6,826.89
MGS-S Customer 3122	\$ 6,094.86	\$ 6,259.39	2.70%	\$ 10,813.95	\$ 10,978.48	1.52%	\$ 2,751.76	\$ 2,851.85
MGS-S Customer 3123	\$ 6,936.92	\$ 7,084.32	2.12%	\$ 17,266.36	\$ 17,413.76	0.85%	\$ 2,862.37	\$ 2,965.95
MGS-S Customer 3124	\$ 5,746.51	\$ 5,888.63	2.47%	\$ 15,495.49	\$ 15,637.61	0.92%	\$ 2,478.62	\$ 2,550.04
MGS-S Customer 3125	\$ 1,360.33	\$ 1,455.05	6.96%	\$ 3,861.79	\$ 3,956.51	2.45%	\$ 889.02	\$ 931.78
MGS-S Customer 3126	\$ 3,662.10	\$ 3,794.69	3.62%	\$ 9,289.93	\$ 9,422.52	1.43%	\$ 1,802.71	\$ 1,850.90
MGS-S Customer 3127	\$ 6,174.86	\$ 6,318.19	2.32%	\$ 20,105.89	\$ 20,249.22	0.71%	\$ 2,575.66	\$ 2,675.13
MGS-S Customer 3128	\$ 3,032.93	\$ 3,161.88	4.25%	\$ 8,618.48	\$ 8,747.43	1.50%	\$ 1,561.65	\$ 1,639.22
MGS-S Customer 3129	\$ 2,044.04	\$ 2,141.96	4.79%	\$ 4,977.65	\$ 5,075.57	1.97%	\$ 1,116.18	\$ 1,167.91
MGS-S Customer 3130	\$ 8,925.16	\$ 9,081.03	1.75%	\$ 29,101.38	\$ 29,257.25	0.54%	\$ 3,464.22	\$ 3,591.23
MGS-S Customer 3131	\$ 3,173.89	\$ 3,304.28	4.11%	\$ 6,730.23	\$ 6,860.62	1.94%	\$ 1,648.10	\$ 1,696.11
MGS-S Customer 3132	\$ 8,005.88	\$ 8,158.03	1.90%	\$ 17,695.44	\$ 17,847.59	0.86%	\$ 3,210.00	\$ 3,349.08
MGS-S Customer 3133	\$ 6,972.51	\$ 7,092.66	1.72%	\$ 23,053.52	\$ 23,173.67	0.52%	\$ 2,692.91	\$ 2,796.16
MGS-S Customer 3134	\$ 5,699.43	\$ 5,840.54	2.48%	\$ 14,968.50	\$ 15,109.61	0.94%	\$ 2,429.20	\$ 2,547.15
MGS-S Customer 3135	\$ 19,156.72	\$ 19,357.11	1.05%	\$ 82,531.92	\$ 82,732.31	0.24%	\$ 6,623.83	\$ 6,859.22
MGS-S Customer 3136	\$ 21,849.67	\$ 22,065.30	0.99%	\$ 58,907.66	\$ 59,123.29	0.37%	\$ 7,708.78	\$ 7,989.84
MGS-S Customer 3137	\$ 34,065.68	\$ 34,334.85	0.79%	\$ 107,176.14	\$ 107,445.31	0.25%	\$ 11,538.45	\$ 12,016.07
MGS-S Customer 3138	\$ 4,110.30	\$ 4,244.55	3.27%	\$ 11,121.52	\$ 11,255.77	1.21%	\$ 1,929.46	\$ 2,001.86
MGS-S Customer 3139	\$ 13,479.61	\$ 13,655.50	1.30%	\$ 37,721.79	\$ 37,897.68	0.47%	\$ 4,919.31	\$ 5,169.44
MGS-S Customer 3140	\$ 5,070.66	\$ 5,182.23	2.20%	\$ 17,164.33	\$ 17,275.90	0.65%	\$ 2,081.59	\$ 2,158.81
MGS-S Customer 3141	\$ 15,998.72	\$ 16,189.31	1.19%	\$ 24,995.16	\$ 25,185.75	0.76%	\$ 5,929.18	\$ 6,143.85
MGS-S Customer 3142	\$ 12,003.46	\$ 12,173.55	1.42%	\$ 33,807.94	\$ 33,978.03	0.50%	\$ 4,480.93	\$ 4,658.88
MGS-S Customer 3143	\$ 7,824.81	\$ 7,949.73	1.60%	\$ 19,133.49	\$ 19,258.41	0.65%	\$ 3,024.50	\$ 3,125.13
MGS-S Customer 3144	\$ 5,922.23	\$ 6,064.28	2.40%	\$ 21,377.53	\$ 21,519.58	0.66%	\$ 2,483.27	\$ 2,575.00
MGS-S Customer 3145	\$ 4,914.25	\$ 5,025.08	2.26%	\$ 18,044.17	\$ 18,155.00	0.61%	\$ 2,025.77	\$ 2,095.62
MGS-S Customer 3146	\$ 7,868.87	\$ 8,020.19	1.92%	\$ 23,585.95	\$ 23,737.27	0.64%	\$ 3,140.26	\$ 3,253.23
MGS-S Customer 3147	\$ 6,358.63	\$ 6,502.12	2.26%	\$ 23,578.51	\$ 23,722.00	0.61%	\$ 2,597.64	\$ 2,720.71
MGS-S Customer 3148	\$ 9,214.63	\$ 9,372.50	1.71%	\$ 22,985.69	\$ 23,143.56	0.69%	\$ 3,606.20	\$ 3,738.07
MGS-S Customer 3149	\$ 1,973.51	\$ 2,071.70	4.98%	\$ 4,366.08	\$ 4,464.27	2.25%	\$ 1,120.40	\$ 1,140.41
MGS-S Customer 3150	\$ 5,880.51	\$ 6,022.42	2.41%	\$ 16,776.69	\$ 16,918.60	0.85%	\$ 2,483.12	\$ 2,597.75
MGS-S Customer 3151	\$ 8,337.73	\$ 8,490.31	1.83%	\$ 31,153.90	\$ 31,306.48	0.49%	\$ 3,237.42	\$ 3,369.88
MGS-S Customer 3152	\$ 12,705.34	\$ 12,877.79	1.36%	\$ 50,119.84	\$ 50,292.29	0.34%	\$ 4,634.26	\$ 4,786.35
MGS-S Customer 3153	\$ 4,748.42	\$ 4,885.49	2.89%	\$ 13,623.74	\$ 13,760.81	1.01%	\$ 2,130.25	\$ 2,212.14
MGS-S Customer 3154	\$ 6,137.21	\$ 6,279.68	2.32%	\$ 21,366.27	\$ 21,508.74	0.67%	\$ 2,529.62	\$ 2,659.42
MGS-S Customer 3155	\$ 4,752.20	\$ 4,862.37	2.32%	\$ 17,629.94	\$ 17,740.11	0.62%	\$ 1,977.08	\$ 2,039.58
MGS-S Customer 3156	\$ 11,365.20	\$ 11,531.21	1.46%	\$ 45,537.23	\$ 45,703.24	0.36%	\$ 4,186.99	\$ 4,345.70
MGS-S Customer 3157	\$ 3,958.58	\$ 4,092.17	3.37%	\$ 10,696.94	\$ 10,830.53	1.25%	\$ 1,881.62	\$ 1,950.35

Internal Use

Customer	Delivery 1/24 Prices	Delivery 8/24 Prices	Delivery % Difference	Bundled 1/24 Prices	Bundled 8/24 Prices	Bundled % Difference	Distribution 8/24 Prices	Distribution 1/25 Prices
MGS-S Customer 3158	\$ 12,652.11	\$ 12,824.69	1.36%	\$ 51,042.30	\$ 51,214.88	0.34%	\$ 4,630.57	\$ 4,755.00
MGS-S Customer 3159	\$ 62,124.35	\$ 62,518.43	0.63%	\$ 246,477.35	\$ 246,871.43	0.16%	\$ 20,345.81	\$ 21,004.05
MGS-S Customer 3160	\$ 14,282.32	\$ 14,465.99	1.29%	\$ 30,100.98	\$ 30,284.65	0.61%	\$ 5,312.06	\$ 5,509.72
MGS-S Customer 3161	\$ 11,844.28	\$ 11,987.02	1.21%	\$ 35,972.20	\$ 36,114.94	0.40%	\$ 4,291.30	\$ 4,439.40
MGS-S Customer 3162	\$ 12,167.17	\$ 12,338.70	1.41%	\$ 35,440.39	\$ 35,611.92	0.48%	\$ 4,561.63	\$ 4,695.85
MGS-S Customer 3163	\$ 5,456.86	\$ 5,596.64	2.56%	\$ 19,557.00	\$ 19,696.78	0.71%	\$ 2,326.94	\$ 2,424.34
MGS-S Customer 3164	\$ 4,858.31	\$ 4,996.13	2.84%	\$ 9,795.87	\$ 9,933.69	1.41%	\$ 2,187.95	\$ 2,280.44
MGS-S Customer 3165	\$ 5,581.34	\$ 5,695.07	2.04%	\$ 19,106.96	\$ 19,220.69	0.60%	\$ 2,238.40	\$ 2,328.71
MGS-S Customer 3166	\$ 4,404.95	\$ 4,513.72	2.47%	\$ 11,446.91	\$ 11,555.68	0.95%	\$ 1,885.91	\$ 1,963.70
MGS-S Customer 3167	\$ 6,039.92	\$ 6,182.77	2.37%	\$ 18,288.41	\$ 18,431.26	0.78%	\$ 2,541.73	\$ 2,639.95
MGS-S Customer 3168	\$ 3,835.92	\$ 3,942.08	2.77%	\$ 9,845.27	\$ 9,951.43	1.08%	\$ 1,700.88	\$ 1,772.14
MGS-S Customer 3169	\$ 6,009.00	\$ 6,125.37	1.94%	\$ 16,280.96	\$ 16,397.33	0.71%	\$ 2,417.83	\$ 2,497.94
MGS-S Customer 3170	\$ 17,899.38	\$ 18,095.64	1.10%	\$ 59,445.65	\$ 59,641.91	0.33%	\$ 6,337.50	\$ 6,578.70
MGS-S Customer 3171	\$ 9,800.51	\$ 9,961.63	1.64%	\$ 27,049.75	\$ 27,210.87	0.60%	\$ 3,815.37	\$ 3,908.35
MGS-S Customer 3172	\$ 12,103.63	\$ 12,272.89	1.40%	\$ 50,633.34	\$ 50,802.60	0.33%	\$ 4,413.67	\$ 4,570.74
MGS-S Customer 3173	\$ 16,393.32	\$ 16,584.60	1.17%	\$ 41,545.04	\$ 41,736.32	0.46%	\$ 5,968.02	\$ 6,161.93
MGS-S Customer 3174	\$ 7,943.81	\$ 8,068.37	1.57%	\$ 20,483.79	\$ 20,608.35	0.61%	\$ 3,020.37	\$ 3,167.81
MGS-S Customer 3175	\$ 8,561.75	\$ 8,715.71	1.80%	\$ 28,324.79	\$ 28,478.75	0.54%	\$ 3,334.76	\$ 3,469.78
MGS-S Customer 3176	\$ 5,164.93	\$ 5,304.33	2.70%	\$ 13,188.64	\$ 13,328.04	1.06%	\$ 2,288.89	\$ 2,360.48
MGS-S Customer 3177	\$ 6,829.47	\$ 6,948.91	1.75%	\$ 23,866.87	\$ 23,986.31	0.50%	\$ 2,640.58	\$ 2,738.63
MGS-S Customer 3178	\$ 3,621.62	\$ 3,727.49	2.92%	\$ 8,498.39	\$ 8,604.26	1.25%	\$ 1,663.59	\$ 1,697.79
MGS-S Customer 3179	\$ 29,868.07	\$ 30,119.74	0.84%	\$ 83,617.70	\$ 83,869.37	0.30%	\$ 10,280.54	\$ 10,679.57
MGS-S Customer 3180	\$ 3,751.75	\$ 3,884.52	3.54%	\$ 10,025.85	\$ 10,158.62	1.32%	\$ 1,819.71	\$ 1,880.06
MGS-S Customer 3181	\$ 21,228.74	\$ 21,440.86	1.00%	\$ 69,475.43	\$ 69,687.55	0.31%	\$ 7,445.66	\$ 7,686.48
MGS-S Customer 3182	\$ 4,375.36	\$ 4,484.02	2.48%	\$ 13,860.62	\$ 13,969.28	0.78%	\$ 1,871.16	\$ 1,932.60
MGS-S Customer 3183	\$ 4,175.66	\$ 4,309.76	3.21%	\$ 12,990.30	\$ 13,124.40	1.03%	\$ 1,926.77	\$ 2,015.24
MGS-S Customer 3184	\$ 13,186.58	\$ 13,361.64	1.33%	\$ 44,051.48	\$ 44,226.54	0.40%	\$ 4,827.77	\$ 5,005.18
MGS-S Customer 3185	\$ 3,470.47	\$ 3,575.00	3.01%	\$ 9,680.70	\$ 9,785.23	1.08%	\$ 1,581.95	\$ 1,641.34
MGS-S Customer 3186	\$ 9,456.95	\$ 9,614.31	1.66%	\$ 31,231.03	\$ 31,388.39	0.50%	\$ 3,594.11	\$ 3,776.38
MGS-S Customer 3187	\$ 6,146.38	\$ 6,289.06	2.32%	\$ 20,305.93	\$ 20,448.61	0.70%	\$ 2,542.70	\$ 2,669.54
MGS-S Customer 3188	\$ 5,329.75	\$ 5,443.02	2.13%	\$ 14,441.13	\$ 14,554.40	0.78%	\$ 2,197.53	\$ 2,268.48
MGS-S Customer 3189	\$ 6,837.03	\$ 6,956.09	1.74%	\$ 17,477.03	\$ 17,596.09	0.68%	\$ 2,641.28	\$ 2,799.54
MGS-S Customer 3190	\$ 2,788.98	\$ 2,891.09	3.66%	\$ 5,956.37	\$ 6,058.48	1.71%	\$ 1,396.01	\$ 1,418.42
MGS-S Customer 3191	\$ 10,942.25	\$ 11,106.13	1.50%	\$ 46,437.12	\$ 46,601.00	0.35%	\$ 4,035.58	\$ 4,188.27
MGS-S Customer 3192	\$ 10,023.91	\$ 10,185.02	1.61%	\$ 33,374.83	\$ 33,535.94	0.48%	\$ 3,827.77	\$ 3,948.72
MGS-S Customer 3193	\$ 4,355.35	\$ 4,490.70	3.11%	\$ 13,550.83	\$ 13,686.18	1.00%	\$ 2,003.85	\$ 2,070.10
MGS-S Customer 3194	\$ 8,986.36	\$ 9,142.80	1.74%	\$ 29,137.33	\$ 29,293.77	0.54%	\$ 3,497.15	\$ 3,609.48
MGS-S Customer 3195	\$ 7,952.97	\$ 8,105.82	1.92%	\$ 18,264.58	\$ 18,417.43	0.84%	\$ 3,232.65	\$ 3,313.81
MGS-S Customer 3196	\$ 9,403.10	\$ 9,561.17	1.68%	\$ 32,031.88	\$ 32,189.95	0.49%	\$ 3,615.81	\$ 3,738.86
MGS-S Customer 3197	\$ 741.21	\$ 859.96	16.02%	\$ 745.44	\$ 864.19	15.93%	\$ 832.89	\$ 876.07

Internal Use

Customer	Delivery 1/24 Prices	Delivery 8/24 Prices	Delivery % Difference	Bundled 1/24 Prices	Bundled 8/24 Prices	Bundled % Difference	Distribution 8/24 Prices	Distribution 1/25 Prices
MGS-S Customer 3198	\$ 4,565.87	\$ 4,675.49	2.40%	\$ 11,462.25	\$ 11,571.87	0.96%	\$ 1,944.14	\$ 2,020.19
MGS-S Customer 3199	\$ 20,361.76	\$ 20,568.28	1.01%	\$ 78,206.60	\$ 78,413.12	0.26%	\$ 7,062.85	\$ 7,321.55
MGS-S Customer 3200	\$ 5,778.79	\$ 5,921.30	2.47%	\$ 11,801.74	\$ 11,944.25	1.21%	\$ 2,509.54	\$ 2,589.45
MGS-S Customer 3201	\$ 4,155.11	\$ 4,289.32	3.23%	\$ 12,724.89	\$ 12,859.10	1.05%	\$ 1,929.25	\$ 2,007.68
MGS-S Customer 3202	\$ 590.01	\$ 681.34	15.48%	\$ 659.25	\$ 750.58	13.85%	\$ 647.38	\$ 679.37
MGS-S Customer 3203	\$ 15,859.90	\$ 16,047.57	1.18%	\$ 49,751.30	\$ 49,938.97	0.38%	\$ 5,717.85	\$ 5,915.85
MGS-S Customer 3204	\$ 15,958.73	\$ 16,145.25	1.17%	\$ 66,346.38	\$ 66,532.90	0.28%	\$ 5,637.22	\$ 5,832.86
MGS-S Customer 3205	\$ 3,539.62	\$ 3,645.10	2.98%	\$ 8,106.97	\$ 8,212.45	1.30%	\$ 1,636.64	\$ 1,671.72
MGS-S Customer 3206	\$ 29,131.85	\$ 29,378.30	0.85%	\$ 105,999.30	\$ 106,245.75	0.23%	\$ 9,895.60	\$ 10,251.03
MGS-S Customer 3207	\$ 3,660.50	\$ 3,765.81	2.88%	\$ 8,382.90	\$ 8,488.21	1.26%	\$ 1,644.08	\$ 1,721.77
MGS-S Customer 3208	\$ 14,916.30	\$ 15,107.69	1.28%	\$ 59,131.77	\$ 59,323.16	0.32%	\$ 5,390.54	\$ 5,574.11
MGS-S Customer 3209	\$ 4,400.02	\$ 4,508.98	2.48%	\$ 10,256.83	\$ 10,365.79	1.06%	\$ 1,896.80	\$ 1,969.22
MGS-S Customer 3210	\$ 5,190.55	\$ 5,329.34	2.67%	\$ 16,808.88	\$ 16,947.67	0.83%	\$ 2,255.29	\$ 2,348.62
MGS-S Customer 3211	\$ 3,442.29	\$ 3,573.78	3.82%	\$ 8,418.13	\$ 8,549.62	1.56%	\$ 1,727.35	\$ 1,780.26
MGS-S Customer 3212	\$ 5,380.65	\$ 5,520.46	2.60%	\$ 16,688.64	\$ 16,828.45	0.84%	\$ 2,325.84	\$ 2,416.12
MGS-S Customer 3213	\$ 3,914.72	\$ 4,021.54	2.73%	\$ 10,720.26	\$ 10,827.08	1.00%	\$ 1,737.83	\$ 1,789.65
MGS-S Customer 3214	\$ 18,115.39	\$ 18,313.85	1.10%	\$ 43,838.43	\$ 44,036.89	0.45%	\$ 6,503.59	\$ 6,771.41
MGS-S Customer 3215	\$ 12,957.53	\$ 13,133.46	1.36%	\$ 22,903.04	\$ 23,078.97	0.77%	\$ 4,891.63	\$ 5,075.09
MGS-S Customer 3216	\$ 1,817.91	\$ 1,915.11	5.35%	\$ 4,444.95	\$ 4,542.15	2.19%	\$ 1,056.37	\$ 1,087.07
MGS-S Customer 3217	\$ 4,217.64	\$ 4,352.28	3.19%	\$ 10,223.34	\$ 10,357.98	1.32%	\$ 1,962.94	\$ 2,049.22
MGS-S Customer 3218	\$ 5,182.27	\$ 5,294.62	2.17%	\$ 14,869.89	\$ 14,982.24	0.76%	\$ 2,136.25	\$ 2,214.88
MGS-S Customer 3219	\$ 3,098.82	\$ 3,228.75	4.19%	\$ 7,732.90	\$ 7,862.83	1.68%	\$ 1,615.68	\$ 1,662.09
MGS-S Customer 3220	\$ 4,219.41	\$ 4,353.81	3.19%	\$ 13,289.66	\$ 13,424.06	1.01%	\$ 1,944.59	\$ 2,027.39
MGS-S Customer 3221	\$ 10,948.19	\$ 11,112.63	1.50%	\$ 41,755.96	\$ 41,920.40	0.39%	\$ 4,073.01	\$ 4,222.91
MGS-S Customer 3222	\$ 10,250.86	\$ 10,414.01	1.59%	\$ 18,898.33	\$ 19,061.48	0.86%	\$ 3,985.09	\$ 4,138.58
MGS-S Customer 3223	\$ 6,508.72	\$ 6,626.89	1.82%	\$ 20,395.41	\$ 20,513.58	0.58%	\$ 2,552.07	\$ 2,649.50
MGS-S Customer 3224	\$ 8,959.38	\$ 9,089.04	1.45%	\$ 23,210.34	\$ 23,340.00	0.56%	\$ 3,371.05	\$ 3,505.25
MGS-S Customer 3225	\$ 6,004.76	\$ 6,148.02	2.39%	\$ 10,933.07	\$ 11,076.33	1.31%	\$ 2,574.21	\$ 2,681.53
MGS-S Customer 3226	\$ 7,124.55	\$ 7,272.14	2.07%	\$ 24,633.06	\$ 24,780.65	0.60%	\$ 2,876.03	\$ 2,980.41
MGS-S Customer 3227	\$ 7,765.52	\$ 7,889.32	1.59%	\$ 25,497.53	\$ 25,621.33	0.49%	\$ 2,950.78	\$ 3,061.20
MGS-S Customer 3228	\$ 3,309.66	\$ 3,439.68	3.93%	\$ 12,597.01	\$ 12,727.03	1.03%	\$ 1,634.35	\$ 1,708.24
MGS-S Customer 3229	\$ 20,210.12	\$ 20,531.25	1.59%	\$ 35,443.75	\$ 35,764.88	0.91%	\$ 8,133.22	\$ 8,280.11
MGS-S Customer 3230	\$ 3,609.02	\$ 3,740.61	3.65%	\$ 11,127.91	\$ 11,259.50	1.18%	\$ 1,746.51	\$ 1,825.81
MGS-S Customer 3231	\$ 3,262.72	\$ 3,366.27	3.17%	\$ 9,337.21	\$ 9,440.76	1.11%	\$ 1,512.47	\$ 1,569.76
MGS-S Customer 3232	\$ 7,380.41	\$ 7,529.73	2.02%	\$ 22,190.92	\$ 22,340.24	0.67%	\$ 2,991.61	\$ 3,086.18
MGS-S Customer 3233	\$ 7,053.24	\$ 7,200.20	2.08%	\$ 27,766.50	\$ 27,913.46	0.53%	\$ 2,830.59	\$ 2,932.43
MGS-S Customer 3234	\$ 25,555.32	\$ 25,786.72	0.91%	\$ 89,958.89	\$ 90,190.29	0.26%	\$ 8,806.98	\$ 9,080.51
MGS-S Customer 3235	\$ 11,031.58	\$ 11,197.23	1.50%	\$ 36,434.68	\$ 36,600.33	0.45%	\$ 4,151.27	\$ 4,287.06
MGS-S Customer 3236	\$ 15,215.20	\$ 15,399.32	1.21%	\$ 51,112.27	\$ 51,296.39	0.36%	\$ 5,473.64	\$ 5,679.67
MGS-S Customer 3237	\$ 11,824.31	\$ 11,992.27	1.42%	\$ 49,065.12	\$ 49,233.08	0.34%	\$ 4,324.14	\$ 4,483.41

Internal Use

Customer	Delivery 1/24 Prices	Delivery 8/24 Prices	Delivery % Difference	Bundled 1/24 Prices	Bundled 8/24 Prices	Bundled % Difference	Distribution 8/24 Prices	Distribution 1/25 Prices
MGS-S Customer 3238	\$ 8,201.42	\$ 8,353.25	1.85%	\$ 33,307.43	\$ 33,459.26	0.46%	\$ 3,180.54	\$ 3,304.54
MGS-S Customer 3239	\$ 5,680.29	\$ 5,794.87	2.02%	\$ 16,456.95	\$ 16,571.53	0.70%	\$ 2,295.40	\$ 2,381.63
MGS-S Customer 3240	\$ 3,551.68	\$ 3,656.84	2.96%	\$ 8,679.83	\$ 8,784.99	1.21%	\$ 1,622.41	\$ 1,675.91
MGS-S Customer 3241	\$ 19,531.65	\$ 19,734.87	1.04%	\$ 73,738.33	\$ 73,941.55	0.28%	\$ 6,820.30	\$ 7,053.82
MGS-S Customer 3242	\$ 7,577.89	\$ 7,727.63	1.98%	\$ 25,841.79	\$ 25,991.53	0.58%	\$ 3,026.57	\$ 3,132.77
MGS-S Customer 3243	\$ 4,222.79	\$ 4,330.55	2.55%	\$ 13,640.29	\$ 13,748.05	0.79%	\$ 1,811.87	\$ 1,882.02
MGS-S Customer 3244	\$ 4,475.94	\$ 4,585.64	2.45%	\$ 8,653.42	\$ 8,763.12	1.27%	\$ 1,943.55	\$ 2,005.10
MGS-S Customer 3245	\$ 4,113.40	\$ 4,247.63	3.26%	\$ 11,469.47	\$ 11,603.70	1.17%	\$ 1,927.77	\$ 2,000.59
MGS-S Customer 3246	\$ 7,497.99	\$ 7,648.61	2.01%	\$ 12,850.10	\$ 13,000.72	1.17%	\$ 3,088.59	\$ 3,196.90
MGS-S Customer 3247	\$ 6,660.18	\$ 6,806.40	2.20%	\$ 19,174.34	\$ 19,320.56	0.76%	\$ 2,768.94	\$ 2,849.48
MGS-S Customer 3248	\$ 4,691.74	\$ 4,828.18	2.91%	\$ 13,572.31	\$ 13,708.75	1.01%	\$ 2,095.50	\$ 2,196.58
MGS-S Customer 3249	\$ 4,152.68	\$ 4,286.41	3.22%	\$ 15,608.30	\$ 15,742.03	0.86%	\$ 1,900.22	\$ 1,988.54
MGS-S Customer 3250	\$ 9,262.47	\$ 9,419.58	1.70%	\$ 34,802.68	\$ 34,959.79	0.45%	\$ 3,547.91	\$ 3,669.04
MGS-S Customer 3251	\$ 1,459.91	\$ 1,555.04	6.52%	\$ 3,314.41	\$ 3,409.54	2.87%	\$ 921.25	\$ 972.82
MGS-S Customer 3252	\$ 4,840.11	\$ 4,977.42	2.84%	\$ 15,532.10	\$ 15,669.41	0.88%	\$ 2,148.26	\$ 2,231.36
MGS-S Customer 3253	\$ 3,931.92	\$ 4,065.14	3.39%	\$ 10,426.67	\$ 10,559.89	1.28%	\$ 1,862.45	\$ 1,946.03
MGS-S Customer 3254	\$ 4,202.82	\$ 4,310.86	2.57%	\$ 10,305.41	\$ 10,413.45	1.05%	\$ 1,830.44	\$ 1,897.99
MGS-S Customer 3255	\$ 4,449.57	\$ 4,558.79	2.45%	\$ 9,321.77	\$ 9,430.99	1.17%	\$ 1,916.94	\$ 1,994.49
MGS-S Customer 3256	\$ 3,638.42	\$ 3,769.94	3.61%	\$ 11,020.77	\$ 11,152.29	1.19%	\$ 1,747.52	\$ 1,839.78
MGS-S Customer 3257	\$ 4,619.72	\$ 4,756.11	2.95%	\$ 12,893.89	\$ 13,030.28	1.06%	\$ 2,085.24	\$ 2,173.01
MGS-S Customer 3258	\$ 1,787.09	\$ 1,910.44	6.90%	\$ 3,727.97	\$ 3,851.32	3.31%	\$ 1,164.99	\$ 1,229.99
MGS-S Customer 3259	\$ 2,687.85	\$ 2,815.36	4.74%	\$ 7,878.73	\$ 8,006.24	1.62%	\$ 1,455.24	\$ 1,519.36
MGS-S Customer 3260	\$ 3,092.14	\$ 3,221.63	4.19%	\$ 8,145.91	\$ 8,275.40	1.59%	\$ 1,594.34	\$ 1,661.22
MGS-S Customer 3261	\$ 40,211.29	\$ 40,601.27	0.97%	\$ 183,886.42	\$ 184,276.40	0.21%	\$ 13,916.41	\$ 14,259.47
MGS-S Customer 3262	\$ 3,498.93	\$ 3,603.48	2.99%	\$ 10,595.39	\$ 10,699.94	0.99%	\$ 1,584.01	\$ 1,645.37
MGS-S Customer 3263	\$ 19,046.11	\$ 19,246.99	1.05%	\$ 70,355.07	\$ 70,555.95	0.29%	\$ 6,662.42	\$ 6,908.58
MGS-S Customer 3264	\$ 5,444.74	\$ 5,584.17	2.56%	\$ 19,416.90	\$ 19,556.33	0.72%	\$ 2,310.49	\$ 2,424.66
MGS-S Customer 3265	\$ 2,637.10	\$ 2,737.42	3.80%	\$ 7,105.27	\$ 7,205.59	1.41%	\$ 1,294.19	\$ 1,367.50
MGS-S Customer 3266	\$ 68,758.87	\$ 69,191.02	0.63%	\$ 174,027.70	\$ 174,459.85	0.25%	\$ 23,079.82	\$ 23,901.34
MGS-S Customer 3267	\$ 5,731.62	\$ 5,872.83	2.46%	\$ 20,107.02	\$ 20,248.23	0.70%	\$ 2,424.26	\$ 2,516.65
MGS-S Customer 3268	\$ 13,142.08	\$ 13,317.58	1.34%	\$ 41,851.74	\$ 42,027.24	0.42%	\$ 4,847.25	\$ 4,999.58
MGS-S Customer 3269	\$ 5,690.02	\$ 5,830.96	2.48%	\$ 21,869.07	\$ 22,010.01	0.64%	\$ 2,402.56	\$ 2,487.93
MGS-S Customer 3270	\$ 4,865.76	\$ 5,003.55	2.83%	\$ 12,914.26	\$ 13,052.05	1.07%	\$ 2,179.07	\$ 2,258.10
MGS-S Customer 3271	\$ 3,375.88	\$ 3,480.23	3.09%	\$ 9,774.07	\$ 9,878.42	1.07%	\$ 1,561.11	\$ 1,603.52
MGS-S Customer 3272	\$ 5,948.94	\$ 6,064.95	1.95%	\$ 14,024.41	\$ 14,140.42	0.83%	\$ 2,400.17	\$ 2,496.06
MGS-S Customer 3273	\$ 7,822.07	\$ 7,971.66	1.91%	\$ 37,245.31	\$ 37,394.90	0.40%	\$ 3,022.35	\$ 3,141.24
MGS-S Customer 3274	\$ 6,513.62	\$ 6,659.55	2.24%	\$ 15,106.25	\$ 15,252.18	0.97%	\$ 2,747.42	\$ 2,825.95
MGS-S Customer 3275	\$ 5,797.82	\$ 5,939.79	2.45%	\$ 14,894.35	\$ 15,036.32	0.95%	\$ 2,480.05	\$ 2,578.24
MGS-S Customer 3276	\$ 5,380.50	\$ 5,493.86	2.11%	\$ 14,372.59	\$ 14,485.95	0.79%	\$ 2,207.95	\$ 2,289.15
MGS-S Customer 3277	\$ 5,831.30	\$ 5,973.72	2.44%	\$ 11,070.63	\$ 11,213.05	1.29%	\$ 2,514.50	\$ 2,618.40

Internal Use

Customer	Delivery 1/24 Prices	Delivery 8/24 Prices	Delivery % Difference	Bundled 1/24 Prices	Bundled 8/24 Prices	Bundled % Difference	Distribution 8/24 Prices	Distribution 1/25 Prices
MGS-S Customer 3278	\$ 4,005.53	\$ 4,112.90	2.68%	\$ 10,036.25	\$ 10,143.62	1.07%	\$ 1,775.99	\$ 1,826.32
MGS-S Customer 3279	\$ 3,306.32	\$ 3,410.09	3.14%	\$ 8,804.23	\$ 8,908.00	1.18%	\$ 1,528.80	\$ 1,589.76
MGS-S Customer 3280	\$ 3,267.47	\$ 3,371.05	3.17%	\$ 9,959.44	\$ 10,063.02	1.04%	\$ 1,512.16	\$ 1,566.37
MGS-S Customer 3281	\$ 5,794.67	\$ 5,936.26	2.44%	\$ 17,623.24	\$ 17,764.83	0.80%	\$ 2,455.81	\$ 2,558.86
MGS-S Customer 3282	\$ 5,493.44	\$ 5,606.93	2.07%	\$ 18,749.74	\$ 18,863.23	0.61%	\$ 2,217.35	\$ 2,298.04
MGS-S Customer 3283	\$ 2,989.91	\$ 3,118.84	4.31%	\$ 9,829.62	\$ 9,958.55	1.31%	\$ 1,551.73	\$ 1,611.59
MGS-S Customer 3284	\$ 4,098.17	\$ 4,205.87	2.63%	\$ 8,312.21	\$ 8,419.91	1.30%	\$ 1,806.93	\$ 1,875.20
MGS-S Customer 3285	\$ 6,611.18	\$ 6,729.48	1.79%	\$ 23,835.06	\$ 23,953.36	0.50%	\$ 2,562.06	\$ 2,661.96
MGS-S Customer 3286	\$ 7,070.14	\$ 7,217.93	2.09%	\$ 19,949.48	\$ 20,097.27	0.74%	\$ 2,889.68	\$ 2,994.37
MGS-S Customer 3287	\$ 4,645.15	\$ 4,782.21	2.95%	\$ 6,518.96	\$ 6,656.02	2.10%	\$ 2,135.10	\$ 2,228.32
MGS-S Customer 3288	\$ 726.44	\$ 845.54	16.40%	\$ 726.48	\$ 845.58	16.39%	\$ 831.12	\$ 873.57
MGS-S Customer 3289	\$ 4,312.70	\$ 4,447.00	3.11%	\$ 19,267.41	\$ 19,401.71	0.70%	\$ 1,936.79	\$ 2,017.70
MGS-S Customer 3290	\$ 4,330.57	\$ 4,465.39	3.11%	\$ 14,969.55	\$ 15,104.37	0.90%	\$ 1,973.50	\$ 2,054.46
MGS-S Customer 3291	\$ 8,053.61	\$ 8,205.56	1.89%	\$ 28,136.59	\$ 28,288.54	0.54%	\$ 3,179.81	\$ 3,284.68
MGS-S Customer 3292	\$ 9,976.97	\$ 10,137.35	1.61%	\$ 35,170.51	\$ 35,330.89	0.46%	\$ 3,784.53	\$ 3,923.22
MGS-S Customer 3293	\$ 4,015.45	\$ 4,122.29	2.66%	\$ 10,702.16	\$ 10,809.00	1.00%	\$ 1,751.60	\$ 1,831.51
MGS-S Customer 3294	\$ 4,884.98	\$ 5,022.82	2.82%	\$ 14,443.25	\$ 14,581.09	0.95%	\$ 2,179.90	\$ 2,252.74
MGS-S Customer 3295	\$ 5,596.00	\$ 5,736.53	2.51%	\$ 16,547.26	\$ 16,687.79	0.85%	\$ 2,386.14	\$ 2,498.04
MGS-S Customer 3296	\$ 8,370.07	\$ 8,523.45	1.83%	\$ 24,844.38	\$ 24,997.76	0.62%	\$ 3,292.91	\$ 3,426.17
MGS-S Customer 3297	\$ 21,799.42	\$ 22,057.47	1.18%	\$ 77,633.22	\$ 77,891.27	0.33%	\$ 7,831.68	\$ 8,152.86
MGS-S Customer 3298	\$ 33,250.96	\$ 33,513.57	0.79%	\$ 146,714.78	\$ 146,977.39	0.18%	\$ 11,039.73	\$ 11,428.52
MGS-S Customer 3299	\$ 36,161.86	\$ 36,458.18	0.82%	\$ 118,075.20	\$ 118,371.52	0.25%	\$ 12,336.43	\$ 12,792.49
MGS-S Customer 3300	\$ 8,201.06	\$ 8,353.67	1.86%	\$ 24,464.32	\$ 24,616.93	0.62%	\$ 3,238.06	\$ 3,368.38
MGS-S Customer 3301	\$ 4,390.01	\$ 4,525.37	3.08%	\$ 13,046.85	\$ 13,182.21	1.04%	\$ 2,009.63	\$ 2,088.71
MGS-S Customer 3302	\$ 5,469.97	\$ 5,583.52	2.08%	\$ 15,992.17	\$ 16,105.72	0.71%	\$ 2,223.76	\$ 2,310.58
MGS-S Customer 3303	\$ 72,906.36	\$ 73,437.17	0.73%	\$ 283,540.00	\$ 284,070.81	0.19%	\$ 24,415.55	\$ 25,168.72
MGS-S Customer 3304	\$ 2,644.37	\$ 2,745.46	3.82%	\$ 5,186.17	\$ 5,287.26	1.95%	\$ 1,333.69	\$ 1,377.23
MGS-S Customer 3305	\$ 5,783.63	\$ 5,925.44	2.45%	\$ 14,922.55	\$ 15,064.36	0.95%	\$ 2,471.33	\$ 2,573.98
MGS-S Customer 3306	\$ 5,867.74	\$ 5,982.85	1.96%	\$ 20,792.17	\$ 20,907.28	0.55%	\$ 2,332.23	\$ 2,417.00
MGS-S Customer 3307	\$ 5,967.95	\$ 6,084.06	1.95%	\$ 16,785.75	\$ 16,901.86	0.69%	\$ 2,399.58	\$ 2,479.87
MGS-S Customer 3308	\$ 4,695.30	\$ 4,832.16	2.91%	\$ 12,797.62	\$ 12,934.48	1.07%	\$ 2,116.18	\$ 2,199.49
MGS-S Customer 3309	\$ 22,389.75	\$ 22,682.35	1.31%	\$ 72,654.34	\$ 72,946.94	0.40%	\$ 8,406.00	\$ 8,544.90
MGS-S Customer 3310	\$ 2,359.02	\$ 2,458.22	4.21%	\$ 5,703.63	\$ 5,802.83	1.74%	\$ 1,212.08	\$ 1,277.18
MGS-S Customer 3311	\$ 2,566.40	\$ 2,666.56	3.90%	\$ 5,601.24	\$ 5,701.40	1.79%	\$ 1,281.30	\$ 1,352.70
MGS-S Customer 3312	\$ 4,484.94	\$ 4,621.90	3.05%	\$ 10,194.47	\$ 10,331.43	1.34%	\$ 2,100.27	\$ 2,132.37
MGS-S Customer 3313	\$ 5,272.35	\$ 5,385.21	2.14%	\$ 14,055.46	\$ 14,168.32	0.80%	\$ 2,172.58	\$ 2,252.91
MGS-S Customer 3314	\$ 2,311.98	\$ 2,411.68	4.31%	\$ 4,983.24	\$ 5,082.94	2.00%	\$ 1,229.75	\$ 1,257.58
MGS-S Customer 3315	\$ 4,967.85	\$ 5,105.88	2.78%	\$ 12,107.04	\$ 12,245.07	1.14%	\$ 2,205.19	\$ 2,304.29
MGS-S Customer 3316	\$ 5,733.95	\$ 5,849.09	2.01%	\$ 13,364.59	\$ 13,479.73	0.86%	\$ 2,335.42	\$ 2,422.76
MGS-S Customer 3317	\$ 4,013.11	\$ 4,121.06	2.69%	\$ 5,554.64	\$ 5,662.59	1.94%	\$ 1,814.14	\$ 1,859.71

Internal Use

Customer	Delivery 1/24 Prices	Delivery 8/24 Prices	Delivery % Difference	Bundled 1/24 Prices	Bundled 8/24 Prices	Bundled % Difference	Distribution 8/24 Prices	Distribution 1/25 Prices
MGS-S Customer 3318	\$ 3,734.06	\$ 3,840.15	2.84%	\$ 7,902.40	\$ 8,008.49	1.34%	\$ 1,689.35	\$ 1,746.86
MGS-S Customer 3319	\$ 3,584.94	\$ 3,689.68	2.92%	\$ 12,497.73	\$ 12,602.47	0.84%	\$ 1,598.23	\$ 1,663.12
MGS-S Customer 3320	\$ 3,607.38	\$ 3,738.85	3.64%	\$ 11,753.58	\$ 11,885.05	1.12%	\$ 1,739.48	\$ 1,821.36
MGS-S Customer 3321	\$ 3,973.71	\$ 4,106.96	3.35%	\$ 12,870.16	\$ 13,003.41	1.04%	\$ 1,862.80	\$ 1,942.75
MGS-S Customer 3322	\$ 45,118.92	\$ 45,630.46	1.13%	\$ 87,515.31	\$ 88,026.85	0.58%	\$ 16,917.25	\$ 17,265.99
MGS-S Customer 3323	\$ 6,114.41	\$ 6,230.75	1.90%	\$ 20,044.52	\$ 20,160.86	0.58%	\$ 2,420.37	\$ 2,510.87
MGS-S Customer 3324	\$ 4,067.60	\$ 4,174.70	2.63%	\$ 12,938.69	\$ 13,045.79	0.83%	\$ 1,764.19	\$ 1,831.40
MGS-S Customer 3325	\$ 6,387.40	\$ 6,531.84	2.26%	\$ 20,176.74	\$ 20,321.18	0.72%	\$ 2,652.12	\$ 2,749.41
MGS-S Customer 3326	\$ 8,555.69	\$ 8,683.28	1.49%	\$ 20,649.36	\$ 20,776.95	0.62%	\$ 3,233.42	\$ 3,383.97
MGS-S Customer 3327	\$ 7,120.28	\$ 7,240.68	1.69%	\$ 28,174.85	\$ 28,295.25	0.43%	\$ 2,709.29	\$ 2,812.14
MGS-S Customer 3328	\$ 3,607.87	\$ 3,714.14	2.95%	\$ 8,386.26	\$ 8,492.53	1.27%	\$ 1,679.75	\$ 1,688.15
MGS-S Customer 3329	\$ 4,441.42	\$ 4,577.12	3.06%	\$ 11,023.01	\$ 11,158.71	1.23%	\$ 2,036.78	\$ 2,122.73
MGS-S Customer 3330	\$ 7,197.89	\$ 7,346.00	2.06%	\$ 22,961.71	\$ 23,109.82	0.65%	\$ 2,912.65	\$ 3,018.53
MGS-S Customer 3331	\$ 5,476.82	\$ 5,590.22	2.07%	\$ 18,831.96	\$ 18,945.36	0.60%	\$ 2,210.46	\$ 2,291.69
MGS-S Customer 3332	\$ 70,827.20	\$ 71,258.13	0.61%	\$ 284,715.07	\$ 285,146.00	0.15%	\$ 23,006.89	\$ 23,856.14
MGS-S Customer 3333	\$ 66,988.01	\$ 67,416.06	0.64%	\$ 194,945.03	\$ 195,373.08	0.22%	\$ 22,377.95	\$ 23,160.04
MGS-S Customer 3334	\$ 4,034.01	\$ 4,168.16	3.33%	\$ 10,800.13	\$ 10,934.28	1.24%	\$ 1,915.64	\$ 1,974.12
MGS-S Customer 3335	\$ 1,712.20	\$ 1,835.40	7.20%	\$ 4,529.14	\$ 4,652.34	2.72%	\$ 1,145.92	\$ 1,194.19
MGS-S Customer 3336	\$ 6,567.55	\$ 6,687.31	1.82%	\$ 16,817.57	\$ 16,937.33	0.71%	\$ 2,639.20	\$ 2,684.37
MGS-S Customer 3337	\$ 6,226.72	\$ 6,370.97	2.32%	\$ 15,992.38	\$ 16,136.63	0.90%	\$ 2,634.11	\$ 2,719.59
MGS-S Customer 3338	\$ 7,932.07	\$ 8,083.85	1.91%	\$ 22,283.59	\$ 22,435.37	0.68%	\$ 3,171.73	\$ 3,284.86
MGS-S Customer 3339	\$ 3,784.62	\$ 3,891.47	2.82%	\$ 9,086.68	\$ 9,193.53	1.18%	\$ 1,726.60	\$ 1,748.74
MGS-S Customer 3340	\$ 4,495.19	\$ 4,631.12	3.02%	\$ 12,420.06	\$ 12,555.99	1.09%	\$ 2,050.19	\$ 2,130.70
MGS-S Customer 3341	\$ 19,453.80	\$ 19,669.00	1.11%	\$ 53,554.65	\$ 53,769.85	0.40%	\$ 6,966.84	\$ 7,258.01
MGS-S Customer 3342	\$ 18,460.15	\$ 18,633.64	0.94%	\$ 63,978.22	\$ 64,151.71	0.27%	\$ 6,437.27	\$ 6,583.26
MGS-S Customer 3343	\$ 1,068.86	\$ 1,161.59	8.68%	\$ 9,421.19	\$ 9,513.92	0.98%	\$ 748.43	\$ 788.68
MGS-S Customer 3344	\$ 17,126.66	\$ 17,294.35	0.98%	\$ 40,340.47	\$ 40,508.16	0.42%	\$ 6,069.65	\$ 6,295.71
MGS-S Customer 3345	\$ 3,643.56	\$ 3,748.32	2.88%	\$ 13,206.97	\$ 13,311.73	0.79%	\$ 1,605.19	\$ 1,681.27
MGS-S Customer 3346	\$ 3,053.83	\$ 3,156.57	3.36%	\$ 8,103.83	\$ 8,206.57	1.27%	\$ 1,452.42	\$ 1,503.10
MGS-S Customer 3347	\$ 35,872.97	\$ 36,151.81	0.78%	\$ 117,475.51	\$ 117,754.35	0.24%	\$ 12,174.01	\$ 12,564.22
MGS-S Customer 3348	\$ 15,954.51	\$ 16,143.80	1.19%	\$ 35,496.91	\$ 35,686.20	0.53%	\$ 5,838.90	\$ 6,053.93
MGS-S Customer 3349	\$ 4,377.98	\$ 4,512.50	3.07%	\$ 17,280.63	\$ 17,415.15	0.78%	\$ 1,960.21	\$ 2,058.66
MGS-S Customer 3350	\$ 7,758.68	\$ 7,881.21	1.58%	\$ 37,263.84	\$ 37,386.37	0.33%	\$ 2,862.97	\$ 2,976.06
MGS-S Customer 3351	\$ 7,294.67	\$ 7,442.71	2.03%	\$ 21,678.18	\$ 21,826.22	0.68%	\$ 2,920.93	\$ 3,072.56
MGS-S Customer 3352	\$ 22,481.36	\$ 22,823.68	1.52%	\$ 42,701.46	\$ 43,043.78	0.80%	\$ 8,927.25	\$ 9,117.54
MGS-S Customer 3353	\$ 9,321.53	\$ 9,478.56	1.68%	\$ 28,563.53	\$ 28,720.56	0.55%	\$ 3,568.51	\$ 3,746.36
MGS-S Customer 3354	\$ 9,686.06	\$ 9,845.56	1.65%	\$ 29,832.57	\$ 29,992.07	0.53%	\$ 3,722.09	\$ 3,857.23
MGS-S Customer 3355	\$ 11,901.70	\$ 12,070.77	1.42%	\$ 42,638.63	\$ 42,807.70	0.40%	\$ 4,399.56	\$ 4,555.61
MGS-S Customer 3356	\$ 906.45	\$ 1,025.95	13.18%	\$ 922.90	\$ 1,042.40	12.95%	\$ 887.29	\$ 934.10
MGS-S Customer 3357	\$ 7,318.13	\$ 7,466.27	2.02%	\$ 28,233.18	\$ 28,381.32	0.52%	\$ 2,915.89	\$ 3,024.35

Internal Use

Customer	Delivery 1/24 Prices	Delivery 8/24 Prices	Delivery % Difference	Bundled 1/24 Prices	Bundled 8/24 Prices	Bundled % Difference	Distribution 8/24 Prices	Distribution 1/25 Prices
MGS-S Customer 3358	\$ 1,300.87	\$ 1,422.06	9.32%	\$ 2,589.76	\$ 2,710.95	4.68%	\$ 1,008.90	\$ 1,063.68
MGS-S Customer 3359	\$ 1,869.72	\$ 1,993.49	6.62%	\$ 3,437.42	\$ 3,561.19	3.60%	\$ 1,194.78	\$ 1,261.73
MGS-S Customer 3360	\$ 6,404.62	\$ 6,566.57	2.53%	\$ 14,549.33	\$ 14,711.28	1.11%	\$ 2,825.50	\$ 2,901.75
MGS-S Customer 3361	\$ 12,859.31	\$ 13,035.05	1.37%	\$ 31,923.06	\$ 32,098.80	0.55%	\$ 4,846.57	\$ 4,961.71
MGS-S Customer 3362	\$ 1,011.46	\$ 1,131.42	11.86%	\$ 1,250.04	\$ 1,370.00	9.60%	\$ 920.45	\$ 969.44
MGS-S Customer 3363	\$ 10,654.35	\$ 10,818.93	1.54%	\$ 20,691.27	\$ 20,855.85	0.80%	\$ 4,096.34	\$ 4,273.97
MGS-S Customer 3364	\$ 8,963.18	\$ 9,118.73	1.74%	\$ 33,863.52	\$ 34,019.07	0.46%	\$ 3,443.05	\$ 3,571.24
MGS-S Customer 3365	\$ 50,058.93	\$ 50,405.97	0.69%	\$ 195,155.50	\$ 195,502.54	0.18%	\$ 16,559.98	\$ 17,123.43
MGS-S Customer 3366	\$ 4,357.03	\$ 4,492.59	3.11%	\$ 11,701.44	\$ 11,837.00	1.16%	\$ 2,017.54	\$ 2,083.79
MGS-S Customer 3367	\$ 9,805.22	\$ 9,965.04	1.63%	\$ 32,141.82	\$ 32,301.64	0.50%	\$ 3,745.39	\$ 3,883.78
MGS-S Customer 3368	\$ 6,816.76	\$ 6,936.79	1.76%	\$ 18,521.93	\$ 18,641.96	0.65%	\$ 2,678.95	\$ 2,770.58
MGS-S Customer 3369	\$ 4,283.24	\$ 4,391.20	2.52%	\$ 14,122.83	\$ 14,230.79	0.76%	\$ 1,827.13	\$ 1,900.76
MGS-S Customer 3370	\$ 7,019.94	\$ 7,167.88	2.11%	\$ 16,074.88	\$ 16,222.82	0.92%	\$ 2,899.72	\$ 3,003.91
MGS-S Customer 3371	\$ 6,766.61	\$ 6,912.98	2.16%	\$ 16,773.02	\$ 16,919.39	0.87%	\$ 2,795.77	\$ 2,911.83
MGS-S Customer 3372	\$ 8,090.58	\$ 8,242.51	1.88%	\$ 19,075.55	\$ 19,227.48	0.80%	\$ 3,207.59	\$ 3,375.53
MGS-S Customer 3373	\$ 1,215.30	\$ 1,309.49	7.75%	\$ 1,274.15	\$ 1,368.34	7.39%	\$ 853.14	\$ 899.53
MGS-S Customer 3374	\$ 6,929.73	\$ 7,077.34	2.13%	\$ 17,120.11	\$ 17,267.72	0.86%	\$ 2,871.00	\$ 2,961.65
MGS-S Customer 3375	\$ 3,556.34	\$ 3,687.77	3.70%	\$ 10,707.65	\$ 10,839.08	1.23%	\$ 1,733.61	\$ 1,809.37
MGS-S Customer 3376	\$ 5,342.24	\$ 5,482.34	2.62%	\$ 12,094.54	\$ 12,234.64	1.16%	\$ 2,345.65	\$ 2,434.80
MGS-S Customer 3377	\$ 5,489.48	\$ 5,629.84	2.56%	\$ 12,642.39	\$ 12,782.75	1.11%	\$ 2,374.97	\$ 2,488.27
MGS-S Customer 3378	\$ 2,758.02	\$ 2,885.83	4.63%	\$ 7,989.01	\$ 8,116.82	1.60%	\$ 1,477.10	\$ 1,544.04
MGS-S Customer 3379	\$ 5,041.98	\$ 5,180.10	2.74%	\$ 15,828.01	\$ 15,966.13	0.87%	\$ 2,209.03	\$ 2,303.12
MGS-S Customer 3380	\$ 5,859.18	\$ 6,001.49	2.43%	\$ 14,369.54	\$ 14,511.85	0.99%	\$ 2,504.69	\$ 2,603.91
MGS-S Customer 3381	\$ 4,478.21	\$ 4,587.25	2.43%	\$ 11,883.18	\$ 11,992.22	0.92%	\$ 1,906.30	\$ 1,987.22
MGS-S Customer 3382	\$ 20,439.86	\$ 20,649.71	1.03%	\$ 46,418.85	\$ 46,628.70	0.45%	\$ 7,302.20	\$ 7,577.90
MGS-S Customer 3383	\$ 6,587.10	\$ 6,706.08	1.81%	\$ 19,244.31	\$ 19,363.29	0.62%	\$ 2,600.72	\$ 2,681.89
MGS-S Customer 3384	\$ 25,021.51	\$ 25,326.10	1.22%	\$ 64,248.23	\$ 64,552.82	0.47%	\$ 9,293.20	\$ 9,566.48
MGS-S Customer 3385	\$ 8,823.37	\$ 8,951.15	1.45%	\$ 36,416.33	\$ 36,544.11	0.35%	\$ 3,235.88	\$ 3,361.82
MGS-S Customer 3386	\$ 3,567.58	\$ 3,672.38	2.94%	\$ 11,362.76	\$ 11,467.56	0.92%	\$ 1,601.78	\$ 1,664.55
MGS-S Customer 3387	\$ 5,985.25	\$ 6,129.12	2.40%	\$ 10,034.75	\$ 10,178.62	1.43%	\$ 2,601.37	\$ 2,673.35
MGS-S Customer 3388	\$ 4,638.05	\$ 4,748.96	2.39%	\$ 12,353.13	\$ 12,464.04	0.90%	\$ 2,008.33	\$ 2,027.07
MGS-S Customer 3389	\$ 4,148.33	\$ 4,282.43	3.23%	\$ 13,851.03	\$ 13,985.13	0.97%	\$ 1,920.36	\$ 1,996.90
MGS-S Customer 3390	\$ 6,461.59	\$ 6,579.28	1.82%	\$ 22,986.63	\$ 23,104.32	0.51%	\$ 2,517.48	\$ 2,614.35
MGS-S Customer 3391	\$ 6,854.64	\$ 7,001.42	2.14%	\$ 19,675.02	\$ 19,821.80	0.75%	\$ 2,818.06	\$ 2,919.25
MGS-S Customer 3392	\$ 6,609.98	\$ 6,728.94	1.80%	\$ 18,932.17	\$ 19,051.13	0.63%	\$ 2,603.94	\$ 2,694.15
MGS-S Customer 3393	\$ 5,581.93	\$ 5,722.91	2.53%	\$ 13,287.87	\$ 13,428.85	1.06%	\$ 2,412.26	\$ 2,513.92
MGS-S Customer 3394	\$ 8,129.21	\$ 8,254.22	1.54%	\$ 30,208.95	\$ 30,333.96	0.41%	\$ 3,039.00	\$ 3,158.60
MGS-S Customer 3395	\$ 5,030.28	\$ 5,141.78	2.22%	\$ 14,596.09	\$ 14,707.59	0.76%	\$ 2,080.04	\$ 2,164.19
MGS-S Customer 3396	\$ 4,632.58	\$ 4,769.19	2.95%	\$ 10,998.32	\$ 11,134.93	1.24%	\$ 2,101.93	\$ 2,191.34
MGS-S Customer 3397	\$ 4,496.29	\$ 4,605.23	2.42%	\$ 15,035.86	\$ 15,144.80	0.72%	\$ 1,896.28	\$ 1,969.68

Customer	Delivery 1/24 Prices	Delivery 8/24 Prices	Delivery % Difference	Bundled 1/24 Prices	Bundled 8/24 Prices	Bundled % Difference	Distribution 8/24 Prices	Distribution 1/25 Prices
MGS-S Customer 3398	\$ 3,337.71	\$ 3,441.30	3.10%	\$ 9,726.42	\$ 9,830.01	1.07%	\$ 1,522.37	\$ 1,597.39
MGS-S Customer 3399	\$ 6,610.59	\$ 6,756.40	2.21%	\$ 17,543.34	\$ 17,689.15	0.83%	\$ 2,748.74	\$ 2,847.37
MGS-S Customer 3400	\$ 6,627.52	\$ 6,746.11	1.79%	\$ 22,904.95	\$ 23,023.54	0.52%	\$ 2,579.26	\$ 2,673.00
MGS-S Customer 3401	\$ 9,246.32	\$ 9,403.81	1.70%	\$ 31,285.50	\$ 31,442.99	0.50%	\$ 3,571.84	\$ 3,686.91
MGS-S Customer 3402	\$ 5,321.78	\$ 5,435.29	2.13%	\$ 16,400.79	\$ 16,514.30	0.69%	\$ 2,201.67	\$ 2,246.05
MGS-S Customer 3403	\$ 9,122.50	\$ 9,251.68	1.42%	\$ 37,877.64	\$ 38,006.82	0.34%	\$ 3,332.76	\$ 3,457.03
MGS-S Customer 3404	\$ 7,193.50	\$ 7,342.21	2.07%	\$ 16,608.83	\$ 16,757.54	0.90%	\$ 2,955.15	\$ 3,062.20
MGS-S Customer 3405	\$ 11,732.83	\$ 11,902.82	1.45%	\$ 32,638.51	\$ 32,808.50	0.52%	\$ 4,444.33	\$ 4,557.31
MGS-S Customer 3406	\$ 3,763.01	\$ 3,896.00	3.53%	\$ 8,579.45	\$ 8,712.44	1.55%	\$ 1,834.98	\$ 1,894.00
MGS-S Customer 3407	\$ 3,495.59	\$ 3,600.87	3.01%	\$ 8,248.73	\$ 8,354.01	1.28%	\$ 1,621.68	\$ 1,654.67
MGS-S Customer 3408	\$ 6,218.71	\$ 6,335.71	1.88%	\$ 19,464.38	\$ 19,581.38	0.60%	\$ 2,465.03	\$ 2,550.91
MGS-S Customer 3409	\$ 4,989.01	\$ 5,100.44	2.23%	\$ 5,543.19	\$ 5,654.62	2.01%	\$ 2,094.82	\$ 2,223.22
MGS-S Customer 3410	\$ 8,217.16	\$ 8,370.25	1.86%	\$ 20,348.99	\$ 20,502.08	0.75%	\$ 3,271.87	\$ 3,403.50
MGS-S Customer 3411	\$ 14,489.21	\$ 14,670.37	1.25%	\$ 50,482.27	\$ 50,663.43	0.36%	\$ 5,250.12	\$ 5,419.07
MGS-S Customer 3412	\$ 4,876.15	\$ 5,013.78	2.82%	\$ 14,522.75	\$ 14,660.38	0.95%	\$ 2,169.37	\$ 2,250.94
MGS-S Customer 3413	\$ 2,745.71	\$ 2,874.04	4.67%	\$ 6,863.77	\$ 6,992.10	1.87%	\$ 1,501.29	\$ 1,541.97
MGS-S Customer 3414	\$ 18,362.04	\$ 18,560.64	1.08%	\$ 66,169.96	\$ 66,368.56	0.30%	\$ 6,484.01	\$ 6,686.57
MGS-S Customer 3415	\$ 6,525.84	\$ 6,670.75	2.22%	\$ 19,478.77	\$ 19,623.68	0.74%	\$ 2,692.74	\$ 2,807.05
MGS-S Customer 3416	\$ 9,130.50	\$ 9,260.38	1.42%	\$ 31,209.10	\$ 31,338.98	0.42%	\$ 3,381.97	\$ 3,507.30
MGS-S Customer 3417	\$ 2,775.75	\$ 2,877.34	3.66%	\$ 6,656.14	\$ 6,757.73	1.53%	\$ 1,368.84	\$ 1,413.61
MGS-S Customer 3418	\$ 10,371.63	\$ 10,534.23	1.57%	\$ 31,048.78	\$ 31,211.38	0.52%	\$ 3,944.77	\$ 4,094.53
MGS-S Customer 3419	\$ 5,888.19	\$ 6,030.50	2.42%	\$ 17,119.97	\$ 17,262.28	0.83%	\$ 2,501.46	\$ 2,593.06
MGS-S Customer 3420	\$ 2,648.74	\$ 2,749.45	3.80%	\$ 7,108.68	\$ 7,209.39	1.42%	\$ 1,312.67	\$ 1,367.63
MGS-S Customer 3421	\$ 7,956.79	\$ 8,108.44	1.91%	\$ 21,174.81	\$ 21,326.46	0.72%	\$ 3,172.89	\$ 3,305.71
MGS-S Customer 3422	\$ 15,441.86	\$ 15,627.37	1.20%	\$ 54,241.23	\$ 54,426.74	0.34%	\$ 5,556.38	\$ 5,731.00
MGS-S Customer 3423	\$ 13,331.37	\$ 13,479.87	1.11%	\$ 49,010.54	\$ 49,159.04	0.30%	\$ 4,705.24	\$ 4,879.25
MGS-S Customer 3424	\$ 6,642.15	\$ 6,787.55	2.19%	\$ 20,956.53	\$ 21,101.93	0.69%	\$ 2,725.84	\$ 2,837.12
MGS-S Customer 3425	\$ 4,481.99	\$ 4,617.67	3.03%	\$ 12,635.85	\$ 12,771.53	1.07%	\$ 2,037.01	\$ 2,126.42
MGS-S Customer 3426	\$ 6,249.11	\$ 6,366.50	1.88%	\$ 18,041.92	\$ 18,159.31	0.65%	\$ 2,489.20	\$ 2,570.83
MGS-S Customer 3427	\$ 5,482.01	\$ 5,622.54	2.56%	\$ 12,128.84	\$ 12,269.37	1.16%	\$ 2,382.73	\$ 2,487.39
MGS-S Customer 3428	\$ 17,660.54	\$ 17,856.93	1.11%	\$ 43,968.61	\$ 44,165.00	0.45%	\$ 6,352.80	\$ 6,606.35
MGS-S Customer 3429	\$ 3,546.07	\$ 3,677.55	3.71%	\$ 10,722.97	\$ 10,854.45	1.23%	\$ 1,734.51	\$ 1,804.34
MGS-S Customer 3430	\$ 16,757.72	\$ 16,949.46	1.14%	\$ 56,612.89	\$ 56,804.63	0.34%	\$ 5,996.67	\$ 6,182.57
MGS-S Customer 3431	\$ 3,523.67	\$ 3,628.11	2.96%	\$ 9,173.89	\$ 9,278.33	1.14%	\$ 1,585.71	\$ 1,668.91
MGS-S Customer 3432	\$ 2,861.48	\$ 2,989.97	4.49%	\$ 7,505.16	\$ 7,633.65	1.71%	\$ 1,521.63	\$ 1,582.86
MGS-S Customer 3433	\$ 3,967.47	\$ 4,113.99	3.69%	\$ 7,523.36	\$ 7,669.88	1.95%	\$ 1,983.10	\$ 2,064.85
MGS-S Customer 3434	\$ 3,715.95	\$ 3,848.65	3.57%	\$ 4,840.19	\$ 4,972.89	2.74%	\$ 1,826.07	\$ 1,908.95
MGS-S Customer 3435	\$ 3,326.52	\$ 3,429.91	3.11%	\$ 12,046.32	\$ 12,149.71	0.86%	\$ 1,506.07	\$ 1,575.88
MGS-S Customer 3436	\$ 77,342.23	\$ 77,805.27	0.60%	\$ 286,485.87	\$ 286,948.91	0.16%	\$ 25,269.20	\$ 26,159.28
MGS-S Customer 3437	\$ 2,987.76	\$ 3,116.66	4.31%	\$ 8,965.92	\$ 9,094.82	1.44%	\$ 1,552.50	\$ 1,618.20

Customer	Delivery 1/24 Prices	Delivery 8/24 Prices	Delivery % Difference	Bundled 1/24 Prices	Bundled 8/24 Prices	Bundled % Difference	Distribution 8/24 Prices	Distribution 1/25 Prices
MGS-S Customer 3438	\$ 19,313.52	\$ 19,515.62	1.05%	\$ 63,629.54	\$ 63,831.64	0.32%	\$ 6,769.04	\$ 7,060.70
MGS-S Customer 3439	\$ 2,331.33	\$ 2,430.13	4.24%	\$ 7,746.86	\$ 7,845.66	1.28%	\$ 1,184.90	\$ 1,253.72
MGS-S Customer 3440	\$ 6,484.15	\$ 6,628.62	2.23%	\$ 22,500.03	\$ 22,644.50	0.64%	\$ 2,660.44	\$ 2,769.84
MGS-S Customer 3441	\$ 5,315.01	\$ 5,427.64	2.12%	\$ 16,927.06	\$ 17,039.69	0.67%	\$ 2,160.70	\$ 2,249.52
MGS-S Customer 3442	\$ 7,263.66	\$ 7,411.18	2.03%	\$ 30,597.10	\$ 30,744.62	0.48%	\$ 2,875.12	\$ 2,989.64
MGS-S Customer 3443	\$ 20,173.20	\$ 20,378.97	1.02%	\$ 78,356.26	\$ 78,562.03	0.26%	\$ 7,004.24	\$ 7,251.19
MGS-S Customer 3444	\$ 18,278.33	\$ 18,477.94	1.09%	\$ 43,503.18	\$ 43,702.79	0.46%	\$ 6,576.49	\$ 6,827.95
MGS-S Customer 3445	\$ 5,612.76	\$ 5,753.40	2.51%	\$ 18,810.56	\$ 18,951.20	0.75%	\$ 2,387.05	\$ 2,484.92
MGS-S Customer 3446	\$ 18,432.06	\$ 18,633.42	1.09%	\$ 58,778.56	\$ 58,979.92	0.34%	\$ 6,555.54	\$ 6,783.28
MGS-S Customer 3447	\$ 5,380.78	\$ 5,520.48	2.60%	\$ 17,313.11	\$ 17,452.81	0.81%	\$ 2,319.31	\$ 2,412.34
MGS-S Customer 3448	\$ 6,491.56	\$ 6,636.63	2.23%	\$ 19,575.09	\$ 19,720.16	0.74%	\$ 2,695.51	\$ 2,789.93
MGS-S Customer 3449	\$ 5,258.80	\$ 5,372.24	2.16%	\$ 10,432.66	\$ 10,546.10	1.09%	\$ 2,205.94	\$ 2,270.31
MGS-S Customer 3450	\$ 4,342.71	\$ 4,451.74	2.51%	\$ 9,032.09	\$ 9,141.12	1.21%	\$ 1,895.61	\$ 1,954.72
MGS-S Customer 3451	\$ 11,989.86	\$ 12,158.83	1.41%	\$ 48,837.61	\$ 49,006.58	0.35%	\$ 4,390.77	\$ 4,541.88
MGS-S Customer 3452	\$ 4,237.88	\$ 4,373.04	3.19%	\$ 9,949.69	\$ 10,084.85	1.36%	\$ 1,988.87	\$ 2,053.70
MGS-S Customer 3453	\$ 35,925.67	\$ 36,275.80	0.97%	\$ 164,856.22	\$ 165,206.35	0.21%	\$ 12,448.19	\$ 12,716.78
MGS-S Customer 3454	\$ 4,880.93	\$ 5,017.88	2.81%	\$ 21,315.47	\$ 21,452.42	0.64%	\$ 2,122.55	\$ 2,204.66
MGS-S Customer 3455	\$ 4,795.18	\$ 4,905.64	2.30%	\$ 14,073.16	\$ 14,183.62	0.78%	\$ 2,004.37	\$ 2,083.59
MGS-S Customer 3456	\$ 10,858.04	\$ 11,022.50	1.51%	\$ 24,798.21	\$ 24,962.67	0.66%	\$ 4,106.57	\$ 4,326.06
MGS-S Customer 3457	\$ 4,450.30	\$ 4,586.07	3.05%	\$ 11,371.25	\$ 11,507.02	1.19%	\$ 2,040.14	\$ 2,122.67
MGS-S Customer 3458	\$ 4,159.11	\$ 4,293.61	3.23%	\$ 11,224.95	\$ 11,359.45	1.20%	\$ 1,946.71	\$ 2,018.22
MGS-S Customer 3459	\$ 3,901.58	\$ 4,008.00	2.73%	\$ 10,704.04	\$ 10,810.46	0.99%	\$ 1,718.38	\$ 1,789.22
MGS-S Customer 3460	\$ 2,927.24	\$ 3,055.89	4.39%	\$ 8,594.72	\$ 8,723.37	1.50%	\$ 1,534.53	\$ 1,599.17
MGS-S Customer 3461	\$ 42,560.52	\$ 42,923.91	0.85%	\$ 123,605.45	\$ 123,968.84	0.29%	\$ 14,788.87	\$ 15,261.26
MGS-S Customer 3462	\$ 6,128.94	\$ 6,272.27	2.34%	\$ 17,257.88	\$ 17,401.21	0.83%	\$ 2,577.33	\$ 2,679.64
MGS-S Customer 3463	\$ 67,549.67	\$ 67,986.39	0.65%	\$ 303,835.51	\$ 304,272.23	0.14%	\$ 22,001.13	\$ 22,660.28
MGS-S Customer 3464	\$ 8,105.70	\$ 8,257.46	1.87%	\$ 29,140.38	\$ 29,292.14	0.52%	\$ 3,175.94	\$ 3,300.21
MGS-S Customer 3465	\$ 10,831.81	\$ 10,969.33	1.27%	\$ 37,508.83	\$ 37,646.35	0.37%	\$ 3,924.69	\$ 4,069.27
MGS-S Customer 3466	\$ 3,474.22	\$ 3,578.85	3.01%	\$ 9,852.42	\$ 9,957.05	1.06%	\$ 1,585.98	\$ 1,640.38
MGS-S Customer 3467	\$ 10,344.27	\$ 10,479.51	1.31%	\$ 35,560.20	\$ 35,695.44	0.38%	\$ 3,765.84	\$ 3,910.43
MGS-S Customer 3468	\$ 27,621.81	\$ 27,860.19	0.86%	\$ 113,696.63	\$ 113,935.01	0.21%	\$ 9,322.46	\$ 9,657.45
MGS-S Customer 3469	\$ 30,177.61	\$ 30,428.94	0.83%	\$ 107,648.38	\$ 107,899.71	0.23%	\$ 10,243.02	\$ 10,612.73
MGS-S Customer 3470	\$ 2,204.91	\$ 2,304.32	4.51%	\$ 4,215.95	\$ 4,315.36	2.36%	\$ 1,205.28	\$ 1,222.89
MGS-S Customer 3471	\$ 3,489.30	\$ 3,593.98	3.00%	\$ 10,120.48	\$ 10,225.16	1.03%	\$ 1,589.36	\$ 1,643.84
MGS-S Customer 3472	\$ 12,623.50	\$ 12,795.22	1.36%	\$ 51,052.66	\$ 51,224.38	0.34%	\$ 4,588.66	\$ 4,753.53
MGS-S Customer 3473	\$ 4,027.33	\$ 4,161.68	3.34%	\$ 6,859.35	\$ 6,993.70	1.96%	\$ 1,934.11	\$ 2,001.59
MGS-S Customer 3474	\$ 14,094.67	\$ 14,271.70	1.26%	\$ 64,900.87	\$ 65,077.90	0.27%	\$ 4,978.76	\$ 5,185.44
MGS-S Customer 3475	\$ 10,500.50	\$ 10,664.02	1.56%	\$ 32,823.05	\$ 32,986.57	0.50%	\$ 3,997.74	\$ 4,122.12
MGS-S Customer 3476	\$ 20,857.23	\$ 21,067.29	1.01%	\$ 75,594.10	\$ 75,804.16	0.28%	\$ 7,290.30	\$ 7,506.25
MGS-S Customer 3477	\$ 6,183.00	\$ 6,326.99	2.33%	\$ 16,525.23	\$ 16,669.22	0.87%	\$ 2,615.34	\$ 2,700.20

Internal Use

Customer	Delivery 1/24 Prices	Delivery 8/24 Prices	Delivery % Difference	Bundled 1/24 Prices	Bundled 8/24 Prices	Bundled % Difference	Distribution 8/24 Prices	Distribution 1/25 Prices
MGS-S Customer 3478	\$ 6,445.81	\$ 6,591.30	2.26%	\$ 12,762.31	\$ 12,907.80	1.14%	\$ 2,725.60	\$ 2,822.50
MGS-S Customer 3479	\$ 5,054.04	\$ 5,165.49	2.21%	\$ 17,079.26	\$ 17,190.71	0.65%	\$ 2,074.39	\$ 2,154.06
MGS-S Customer 3480	\$ 6,296.42	\$ 6,413.79	1.86%	\$ 18,813.32	\$ 18,930.69	0.62%	\$ 2,492.77	\$ 2,584.24
MGS-S Customer 3481	\$ 6,982.65	\$ 7,130.67	2.12%	\$ 14,396.08	\$ 14,544.10	1.03%	\$ 2,903.11	\$ 3,001.30
MGS-S Customer 3482	\$ 11,691.17	\$ 11,831.74	1.20%	\$ 48,463.50	\$ 48,604.07	0.29%	\$ 4,142.67	\$ 4,298.41
MGS-S Customer 3483	\$ 5,455.92	\$ 5,596.11	2.57%	\$ 16,898.28	\$ 17,038.47	0.83%	\$ 2,352.00	\$ 2,441.02
MGS-S Customer 3484	\$ 16,106.58	\$ 16,294.79	1.17%	\$ 52,869.77	\$ 53,057.98	0.36%	\$ 5,765.99	\$ 5,985.83
MGS-S Customer 3485	\$ 9,548.29	\$ 9,680.44	1.38%	\$ 28,517.32	\$ 28,649.47	0.46%	\$ 3,543.70	\$ 3,675.74
MGS-S Customer 3486	\$ 8,554.29	\$ 8,708.57	1.80%	\$ 27,505.15	\$ 27,659.43	0.56%	\$ 3,349.64	\$ 3,469.72
MGS-S Customer 3487	\$ 5,216.02	\$ 5,355.27	2.67%	\$ 15,591.85	\$ 15,731.10	0.89%	\$ 2,282.68	\$ 2,363.56
MGS-S Customer 3488	\$ 9,726.93	\$ 9,886.18	1.64%	\$ 32,140.89	\$ 32,300.14	0.50%	\$ 3,709.96	\$ 3,858.19
MGS-S Customer 3489	\$ 2,267.83	\$ 2,393.52	5.54%	\$ 5,367.46	\$ 5,493.15	2.34%	\$ 1,326.55	\$ 1,387.80
MGS-S Customer 3490	\$ 6,031.02	\$ 6,146.99	1.92%	\$ 18,961.10	\$ 19,077.07	0.61%	\$ 2,396.46	\$ 2,489.57
MGS-S Customer 3491	\$ 1,602.25	\$ 1,724.89	7.65%	\$ 2,184.88	\$ 2,307.52	5.61%	\$ 1,113.13	\$ 1,174.73
MGS-S Customer 3492	\$ 11,727.11	\$ 11,894.99	1.43%	\$ 44,003.28	\$ 44,171.16	0.38%	\$ 4,320.93	\$ 4,486.10
MGS-S Customer 3493	\$ 4,421.47	\$ 4,530.88	2.47%	\$ 6,135.77	\$ 6,245.18	1.78%	\$ 1,930.28	\$ 2,006.89
MGS-S Customer 3494	\$ 3,323.33	\$ 3,427.55	3.14%	\$ 8,332.65	\$ 8,436.87	1.25%	\$ 1,552.11	\$ 1,595.29
MGS-S Customer 3495	\$ 4,486.61	\$ 4,595.75	2.43%	\$ 11,898.55	\$ 12,007.69	0.92%	\$ 1,911.88	\$ 1,989.34
MGS-S Customer 3496	\$ 7,698.54	\$ 7,849.22	1.96%	\$ 21,016.31	\$ 21,166.99	0.72%	\$ 3,096.31	\$ 3,211.61
MGS-S Customer 3497	\$ 4,775.08	\$ 4,912.53	2.88%	\$ 13,326.57	\$ 13,464.02	1.03%	\$ 2,151.54	\$ 2,221.00
MGS-S Customer 3498	\$ 5,921.80	\$ 6,064.06	2.40%	\$ 19,639.15	\$ 19,781.41	0.72%	\$ 2,496.56	\$ 2,586.85
MGS-S Customer 3499	\$ 16,796.17	\$ 16,988.01	1.14%	\$ 49,224.20	\$ 49,416.04	0.39%	\$ 6,025.44	\$ 6,258.71
MGS-S Customer 3500	\$ 3,205.35	\$ 3,309.70	3.26%	\$ 6,051.89	\$ 6,156.24	1.72%	\$ 1,548.63	\$ 1,563.56
MGS-S Customer 3501	\$ 5,111.97	\$ 5,224.13	2.19%	\$ 12,948.17	\$ 13,060.33	0.87%	\$ 2,123.62	\$ 2,203.96
MGS-S Customer 3502	\$ 4,225.24	\$ 4,333.02	2.55%	\$ 13,045.02	\$ 13,152.80	0.83%	\$ 1,814.79	\$ 1,887.70
MGS-S Customer 3503	\$ 3,669.50	\$ 3,774.92	2.87%	\$ 3,850.38	\$ 3,955.80	2.74%	\$ 1,661.99	\$ 1,761.82
MGS-S Customer 3504	\$ 24,213.10	\$ 24,438.49	0.93%	\$ 78,003.86	\$ 78,229.25	0.29%	\$ 8,397.91	\$ 8,694.96
MGS-S Customer 3505	\$ 13,248.38	\$ 13,425.03	1.33%	\$ 36,695.28	\$ 36,871.93	0.48%	\$ 4,917.65	\$ 5,076.46
MGS-S Customer 3506	\$ 4,158.53	\$ 4,292.64	3.22%	\$ 13,172.33	\$ 13,306.44	1.02%	\$ 1,924.44	\$ 2,006.50
MGS-S Customer 3507	\$ 21,112.16	\$ 21,405.50	1.39%	\$ 49,559.24	\$ 49,852.58	0.59%	\$ 8,110.86	\$ 8,308.57
MGS-S Customer 3508	\$ 3,320.42	\$ 3,424.15	3.12%	\$ 10,301.47	\$ 10,405.20	1.01%	\$ 1,525.38	\$ 1,583.55
MGS-S Customer 3509	\$ 17,795.36	\$ 17,991.49	1.10%	\$ 44,505.63	\$ 44,701.76	0.44%	\$ 6,357.21	\$ 6,661.18
MGS-S Customer 3510	\$ 6,127.07	\$ 6,243.62	1.90%	\$ 18,412.36	\$ 18,528.91	0.63%	\$ 2,435.79	\$ 2,527.07
MGS-S Customer 3511	\$ 3,698.28	\$ 3,830.53	3.58%	\$ 11,668.63	\$ 11,800.88	1.13%	\$ 1,786.02	\$ 1,850.36
MGS-S Customer 3512	\$ 2,976.18	\$ 3,105.30	4.34%	\$ 7,208.51	\$ 7,337.63	1.79%	\$ 1,565.43	\$ 1,625.28
MGS-S Customer 3513	\$ 3,235.54	\$ 3,338.68	3.19%	\$ 11,014.61	\$ 11,117.75	0.94%	\$ 1,485.94	\$ 1,549.65
MGS-S Customer 3514	\$ 3,127.64	\$ 3,257.36	4.15%	\$ 8,747.58	\$ 8,877.30	1.48%	\$ 1,607.71	\$ 1,668.14
MGS-S Customer 3515	\$ 3,892.70	\$ 4,026.01	3.42%	\$ 10,376.02	\$ 10,509.33	1.28%	\$ 1,861.35	\$ 1,929.08
MGS-S Customer 3516	\$ 8,779.29	\$ 8,935.42	1.78%	\$ 22,724.03	\$ 22,880.16	0.69%	\$ 3,473.34	\$ 3,580.42
MGS-S Customer 3517	\$ 9,150.67	\$ 9,300.78	1.64%	\$ 211,227.63	\$ 211,377.74	0.07%	\$ 2,335.58	\$ 2,458.09

Customer	Delivery 1/24 Prices	Delivery 8/24 Prices	Delivery % Difference	Bundled 1/24 Prices	Bundled 8/24 Prices	Bundled % Difference	Distribution 8/24 Prices	Distribution 1/25 Prices
MGS-S Customer 3518	\$ 1,769.74	\$ 1,892.97	6.96%	\$ 4,214.87	\$ 4,338.10	2.92%	\$ 1,155.87	\$ 1,220.27
MGS-S Customer 3519	\$ 8,088.07	\$ 8,241.09	1.89%	\$ 15,602.05	\$ 15,755.07	0.98%	\$ 3,264.94	\$ 3,389.96
MGS-S Customer 3520	\$ 6,574.29	\$ 6,692.54	1.80%	\$ 23,645.17	\$ 23,763.42	0.50%	\$ 2,555.33	\$ 2,648.87
MGS-S Customer 3521	\$ 3,756.56	\$ 3,889.73	3.54%	\$ 6,562.88	\$ 6,696.05	2.03%	\$ 1,847.47	\$ 1,905.85
MGS-S Customer 3522	\$ 4,712.84	\$ 4,822.79	2.33%	\$ 15,633.48	\$ 15,743.43	0.70%	\$ 1,967.32	\$ 2,042.52
MGS-S Customer 3523	\$ 4,770.72	\$ 4,881.25	2.32%	\$ 12,335.66	\$ 12,446.19	0.90%	\$ 2,008.75	\$ 2,087.02
MGS-S Customer 3524	\$ 4,262.31	\$ 4,397.57	3.17%	\$ 8,942.55	\$ 9,077.81	1.51%	\$ 1,999.43	\$ 2,070.91
MGS-S Customer 3525	\$ 15,350.66	\$ 15,534.43	1.20%	\$ 62,984.90	\$ 63,168.67	0.29%	\$ 5,444.71	\$ 5,641.62
MGS-S Customer 3526	\$ 992.07	\$ 1,111.90	12.08%	\$ 1,906.18	\$ 2,026.01	6.29%	\$ 910.32	\$ 957.55
MGS-S Customer 3527	\$ 3,637.04	\$ 3,769.46	3.64%	\$ 12,150.60	\$ 12,283.02	1.09%	\$ 1,784.01	\$ 1,818.90
MGS-S Customer 3528	\$ 4,606.17	\$ 4,715.91	2.38%	\$ 14,103.77	\$ 14,213.51	0.78%	\$ 1,947.98	\$ 2,013.48
MGS-S Customer 3529	\$ 10,964.12	\$ 11,128.65	1.50%	\$ 33,588.33	\$ 33,752.86	0.49%	\$ 4,100.65	\$ 4,296.23
MGS-S Customer 3530	\$ 6,171.12	\$ 6,314.85	2.33%	\$ 17,400.95	\$ 17,544.68	0.83%	\$ 2,600.24	\$ 2,691.09
MGS-S Customer 3531	\$ 3,117.36	\$ 3,246.82	4.15%	\$ 11,540.08	\$ 11,669.54	1.12%	\$ 1,587.57	\$ 1,643.83
MGS-S Customer 3532	\$ 2,460.50	\$ 2,587.16	5.15%	\$ 6,537.43	\$ 6,664.09	1.94%	\$ 1,391.59	\$ 1,446.33
MGS-S Customer 3533	\$ 5,479.51	\$ 5,593.38	2.08%	\$ 12,695.95	\$ 12,809.82	0.90%	\$ 2,247.91	\$ 2,337.99
MGS-S Customer 3534	\$ 8,702.78	\$ 8,857.67	1.78%	\$ 29,050.85	\$ 29,205.74	0.53%	\$ 3,391.85	\$ 3,511.19
MGS-S Customer 3535	\$ 10,532.73	\$ 10,695.55	1.55%	\$ 31,909.18	\$ 32,072.00	0.51%	\$ 3,973.59	\$ 4,151.57
MGS-S Customer 3536	\$ 3,759.92	\$ 3,892.63	3.53%	\$ 9,898.16	\$ 10,030.87	1.34%	\$ 1,819.06	\$ 1,885.08
MGS-S Customer 3537	\$ 12,903.53	\$ 13,048.73	1.13%	\$ 61,575.28	\$ 61,720.48	0.24%	\$ 4,471.10	\$ 4,637.08
MGS-S Customer 3538	\$ 4,308.20	\$ 4,443.38	3.14%	\$ 10,671.89	\$ 10,807.07	1.27%	\$ 1,997.39	\$ 2,076.58
MGS-S Customer 3539	\$ 11,971.60	\$ 12,142.41	1.43%	\$ 34,636.94	\$ 34,807.75	0.49%	\$ 4,506.29	\$ 4,630.03
MGS-S Customer 3540	\$ 5,528.04	\$ 5,668.51	2.54%	\$ 16,996.34	\$ 17,136.81	0.83%	\$ 2,373.60	\$ 2,466.75
MGS-S Customer 3541	\$ 4,785.80	\$ 4,896.45	2.31%	\$ 11,160.46	\$ 11,271.11	0.99%	\$ 2,019.09	\$ 2,101.60
MGS-S Customer 3542	\$ 5,047.57	\$ 5,185.96	2.74%	\$ 14,233.57	\$ 14,371.96	0.97%	\$ 2,226.32	\$ 2,315.27
MGS-S Customer 3543	\$ 2,763.81	\$ 2,864.68	3.65%	\$ 8,369.01	\$ 8,469.88	1.21%	\$ 1,331.72	\$ 1,402.97
MGS-S Customer 3544	\$ 5,062.58	\$ 5,201.46	2.74%	\$ 10,766.62	\$ 10,905.50	1.29%	\$ 2,258.77	\$ 2,344.42
MGS-S Customer 3545	\$ 3,056.15	\$ 3,185.43	4.23%	\$ 8,785.10	\$ 8,914.38	1.47%	\$ 1,578.35	\$ 1,643.60
MGS-S Customer 3546	\$ 5,273.76	\$ 5,412.76	2.64%	\$ 19,442.45	\$ 19,581.45	0.71%	\$ 2,268.97	\$ 2,358.65
MGS-S Customer 3547	\$ 21,689.78	\$ 21,901.25	0.97%	\$ 96,459.35	\$ 96,670.82	0.22%	\$ 7,406.59	\$ 7,661.82
MGS-S Customer 3548	\$ 10,856.49	\$ 11,020.20	1.51%	\$ 45,254.42	\$ 45,418.13	0.36%	\$ 4,020.24	\$ 4,164.45
MGS-S Customer 3549	\$ 6,338.33	\$ 6,482.35	2.27%	\$ 19,563.32	\$ 19,707.34	0.74%	\$ 2,629.19	\$ 2,739.11
MGS-S Customer 3550	\$ 930.65	\$ 1,050.18	12.84%	\$ 1,826.59	\$ 1,946.12	6.54%	\$ 889.35	\$ 936.31
MGS-S Customer 3551	\$ 4,249.09	\$ 4,383.57	3.16%	\$ 13,608.31	\$ 13,742.79	0.99%	\$ 1,951.26	\$ 2,036.08
MGS-S Customer 3552	\$ 5,967.70	\$ 6,110.09	2.39%	\$ 19,343.63	\$ 19,486.02	0.74%	\$ 2,508.98	\$ 2,606.83
MGS-S Customer 3553	\$ 7,765.27	\$ 7,888.31	1.58%	\$ 32,152.56	\$ 32,275.60	0.38%	\$ 2,899.90	\$ 3,015.01
MGS-S Customer 3554	\$ 3,500.09	\$ 3,604.99	3.00%	\$ 8,088.92	\$ 8,193.82	1.30%	\$ 1,605.87	\$ 1,662.50
MGS-S Customer 3555	\$ 7,140.44	\$ 7,287.43	2.06%	\$ 20,664.69	\$ 20,811.68	0.71%	\$ 2,861.87	\$ 3,027.31
MGS-S Customer 3556	\$ 5,639.24	\$ 5,754.64	2.05%	\$ 13,039.98	\$ 13,155.38	0.88%	\$ 2,335.16	\$ 2,382.99
MGS-S Customer 3557	\$ 2,672.24	\$ 2,773.72	3.80%	\$ 5,801.35	\$ 5,902.83	1.75%	\$ 1,353.07	\$ 1,378.93

Internal Use

Customer	Delivery 1/24 Prices	Delivery 8/24 Prices	Delivery % Difference	Bundled 1/24 Prices	Bundled 8/24 Prices	Bundled % Difference	Distribution 8/24 Prices	Distribution 1/25 Prices
MGS-S Customer 3558	\$ 2,330.75	\$ 2,429.93	4.26%	\$ 6,441.84	\$ 6,541.02	1.54%	\$ 1,205.23	\$ 1,259.64
MGS-S Customer 3559	\$ 5,219.36	\$ 5,333.17	2.18%	\$ 12,843.03	\$ 12,956.84	0.89%	\$ 2,211.25	\$ 2,229.28
MGS-S Customer 3560	\$ 11,684.27	\$ 11,833.70	1.28%	\$ 219,884.47	\$ 220,033.90	0.07%	\$ 3,042.84	\$ 3,230.80
MGS-S Customer 3561	\$ 10,224.48	\$ 10,358.40	1.31%	\$ 43,263.70	\$ 43,397.62	0.31%	\$ 3,671.56	\$ 3,812.75
MGS-S Customer 3562	\$ 8,714.88	\$ 8,869.96	1.78%	\$ 26,728.09	\$ 26,883.17	0.58%	\$ 3,408.21	\$ 3,533.12
MGS-S Customer 3563	\$ 4,674.34	\$ 4,811.48	2.93%	\$ 11,246.79	\$ 11,383.93	1.22%	\$ 2,130.01	\$ 2,200.22
MGS-S Customer 3564	\$ 7,621.28	\$ 7,770.74	1.96%	\$ 29,191.06	\$ 29,340.52	0.51%	\$ 3,011.20	\$ 3,126.35
MGS-S Customer 3565	\$ 4,693.99	\$ 4,830.96	2.92%	\$ 12,073.25	\$ 12,210.22	1.13%	\$ 2,123.14	\$ 2,203.52
MGS-S Customer 3566	\$ 43,565.24	\$ 43,877.00	0.72%	\$ 140,328.28	\$ 140,640.04	0.22%	\$ 14,570.11	\$ 15,171.80
MGS-S Customer 3567	\$ 3,326.27	\$ 3,430.26	3.13%	\$ 5,769.57	\$ 5,873.56	1.80%	\$ 1,549.18	\$ 1,620.56
MGS-S Customer 3568	\$ 8,076.93	\$ 8,228.70	1.88%	\$ 28,599.26	\$ 28,751.03	0.53%	\$ 3,173.80	\$ 3,292.69
MGS-S Customer 3569	\$ 5,838.55	\$ 5,980.75	2.44%	\$ 15,476.00	\$ 15,618.20	0.92%	\$ 2,494.43	\$ 2,587.42
MGS-S Customer 3570	\$ 4,595.08	\$ 4,704.49	2.38%	\$ 15,138.07	\$ 15,247.48	0.72%	\$ 1,929.03	\$ 2,004.36
MGS-S Customer 3571	\$ 9,563.64	\$ 9,722.92	1.67%	\$ 25,167.49	\$ 25,326.77	0.63%	\$ 3,708.29	\$ 3,847.87
MGS-S Customer 3572	\$ 5,243.88	\$ 5,383.84	2.67%	\$ 8,518.33	\$ 8,658.29	1.64%	\$ 2,335.71	\$ 2,425.41
MGS-S Customer 3573	\$ 4,577.33	\$ 4,713.43	2.97%	\$ 12,982.91	\$ 13,119.01	1.05%	\$ 2,066.86	\$ 2,158.12
MGS-S Customer 3574	\$ 4,776.21	\$ 4,886.48	2.31%	\$ 16,812.97	\$ 16,923.24	0.66%	\$ 1,986.73	\$ 2,055.14
MGS-S Customer 3575	\$ 8,031.43	\$ 8,156.73	1.56%	\$ 26,692.86	\$ 26,818.16	0.47%	\$ 3,048.43	\$ 3,143.59
MGS-S Customer 3576	\$ 16,144.17	\$ 16,334.07	1.18%	\$ 34,983.96	\$ 35,173.86	0.54%	\$ 5,891.99	\$ 6,129.59
MGS-S Customer 3577	\$ 4,371.00	\$ 4,479.70	2.49%	\$ 12,180.81	\$ 12,289.51	0.89%	\$ 1,876.50	\$ 1,944.33
MGS-S Customer 3578	\$ 3,401.49	\$ 3,532.20	3.84%	\$ 10,430.76	\$ 10,561.47	1.25%	\$ 1,682.82	\$ 1,755.92
MGS-S Customer 3579	\$ 7,969.56	\$ 8,093.15	1.55%	\$ 38,313.53	\$ 38,437.12	0.32%	\$ 2,934.92	\$ 3,042.00
MGS-S Customer 3580	\$ 5,750.13	\$ 5,891.48	2.46%	\$ 19,408.07	\$ 19,549.42	0.73%	\$ 2,435.10	\$ 2,528.33
MGS-S Customer 3581	\$ 2,228.75	\$ 2,354.09	5.62%	\$ 4,568.87	\$ 4,694.21	2.74%	\$ 1,308.08	\$ 1,382.45
MGS-S Customer 3582	\$ 6,230.72	\$ 6,347.71	1.88%	\$ 18,925.98	\$ 19,042.97	0.62%	\$ 2,467.46	\$ 2,560.52
MGS-S Customer 3583	\$ 2,307.64	\$ 2,407.36	4.32%	\$ 5,071.34	\$ 5,171.06	1.97%	\$ 1,229.51	\$ 1,254.89
MGS-S Customer 3584	\$ 8,918.79	\$ 9,074.90	1.75%	\$ 27,685.45	\$ 27,841.56	0.56%	\$ 3,477.79	\$ 3,597.40
MGS-S Customer 3585	\$ 58,481.72	\$ 58,893.57	0.70%	\$ 160,642.58	\$ 161,054.43	0.26%	\$ 19,864.60	\$ 20,499.18
MGS-S Customer 3586	\$ 5,492.82	\$ 5,632.93	2.55%	\$ 19,180.01	\$ 19,320.12	0.73%	\$ 2,347.25	\$ 2,438.39
MGS-S Customer 3587	\$ 3,999.33	\$ 4,106.13	2.67%	\$ 12,501.23	\$ 12,608.03	0.85%	\$ 1,743.01	\$ 1,810.36
MGS-S Customer 3588	\$ 3,198.64	\$ 3,302.51	3.25%	\$ 7,103.03	\$ 7,206.90	1.46%	\$ 1,523.77	\$ 1,557.88
MGS-S Customer 3589	\$ 3,338.30	\$ 3,442.50	3.12%	\$ 8,546.55	\$ 8,650.75	1.22%	\$ 1,552.70	\$ 1,599.95
MGS-S Customer 3590	\$ 4,186.19	\$ 4,294.62	2.59%	\$ 4,186.19	\$ 4,294.62	2.59%	\$ 1,861.66	\$ 1,937.13
MGS-S Customer 3591	\$ 1,593.04	\$ 1,689.39	6.05%	\$ 2,502.81	\$ 2,599.16	3.85%	\$ 994.53	\$ 1,020.08
MGS-S Customer 3592	\$ 5,996.45	\$ 6,111.93	1.93%	\$ 22,380.60	\$ 22,496.08	0.52%	\$ 2,360.87	\$ 2,452.89
MGS-S Customer 3593	\$ 11,412.38	\$ 11,608.29	1.72%	\$ 35,631.71	\$ 35,827.62	0.55%	\$ 4,490.08	\$ 4,613.51
MGS-S Customer 3594	\$ 2,184.41	\$ 2,283.48	4.54%	\$ 4,759.34	\$ 4,858.41	2.08%	\$ 1,185.60	\$ 1,214.15
MGS-S Customer 3595	\$ 7,133.58	\$ 7,305.38	2.41%	\$ 24,487.95	\$ 24,659.75	0.70%	\$ 3,053.82	\$ 3,141.40
MGS-S Customer 3596	\$ 7,353.82	\$ 7,502.69	2.02%	\$ 22,290.71	\$ 22,439.58	0.67%	\$ 2,968.18	\$ 3,079.72
MGS-S Customer 3597	\$ 4,405.13	\$ 4,514.19	2.48%	\$ 8,752.29	\$ 8,861.35	1.25%	\$ 1,906.03	\$ 1,982.56

Internal Use

Customer	Delivery 1/24 Prices	Delivery 8/24 Prices	Delivery % Difference	Bundled 1/24 Prices	Bundled 8/24 Prices	Bundled % Difference	Distribution 8/24 Prices	Distribution 1/25 Prices
MGS-S Customer 3598	\$ 19,851.02	\$ 20,054.37	1.02%	\$ 78,102.64	\$ 78,305.99	0.26%	\$ 6,856.22	\$ 7,148.75
MGS-S Customer 3599	\$ 10,582.53	\$ 10,745.09	1.54%	\$ 38,865.07	\$ 39,027.63	0.42%	\$ 3,950.22	\$ 4,117.70
MGS-S Customer 3600	\$ 3,296.04	\$ 3,399.59	3.14%	\$ 9,152.40	\$ 9,255.95	1.13%	\$ 1,517.07	\$ 1,585.21
MGS-S Customer 3601	\$ 2,460.91	\$ 2,561.25	4.08%	\$ 7,196.00	\$ 7,296.34	1.39%	\$ 1,271.81	\$ 1,293.27
MGS-S Customer 3602	\$ 7,258.51	\$ 7,380.41	1.68%	\$ 19,189.35	\$ 19,311.25	0.64%	\$ 2,817.41	\$ 2,925.92
MGS-S Customer 3603	\$ 7,190.95	\$ 7,312.07	1.68%	\$ 24,659.58	\$ 24,780.70	0.49%	\$ 2,759.90	\$ 2,861.86
MGS-S Customer 3604	\$ 4,371.57	\$ 4,506.83	3.09%	\$ 13,560.88	\$ 13,696.14	1.00%	\$ 2,001.87	\$ 2,077.88
MGS-S Customer 3605	\$ 32,697.80	\$ 32,963.04	0.81%	\$ 103,975.48	\$ 104,240.72	0.26%	\$ 11,195.30	\$ 11,521.74
MGS-S Customer 3606	\$ 6,316.09	\$ 6,460.04	2.28%	\$ 20,841.29	\$ 20,985.24	0.69%	\$ 2,619.70	\$ 2,720.14
MGS-S Customer 3607	\$ 6,313.12	\$ 6,431.88	1.88%	\$ 15,132.33	\$ 15,251.09	0.78%	\$ 2,565.70	\$ 2,604.93
MGS-S Customer 3608	\$ 6,857.68	\$ 6,977.80	1.75%	\$ 24,020.08	\$ 24,140.20	0.50%	\$ 2,673.72	\$ 2,740.86
MGS-S Customer 3609	\$ 21,468.20	\$ 21,681.15	0.99%	\$ 75,588.04	\$ 75,800.99	0.28%	\$ 7,497.75	\$ 7,725.09
MGS-S Customer 3610	\$ 7,093.50	\$ 7,240.43	2.07%	\$ 29,186.95	\$ 29,333.88	0.50%	\$ 2,830.92	\$ 2,937.70
MGS-S Customer 3611	\$ 26,178.74	\$ 26,414.31	0.90%	\$ 77,122.05	\$ 77,357.62	0.31%	\$ 9,106.00	\$ 9,395.59
MGS-S Customer 3612	\$ 7,921.73	\$ 8,072.84	1.91%	\$ 25,780.46	\$ 25,931.57	0.59%	\$ 3,132.03	\$ 3,259.56
MGS-S Customer 3613	\$ 5,437.02	\$ 5,577.40	2.58%	\$ 14,430.71	\$ 14,571.09	0.97%	\$ 2,364.08	\$ 2,451.43
MGS-S Customer 3614	\$ 1,442.62	\$ 1,537.81	6.60%	\$ 1,805.64	\$ 1,900.83	5.27%	\$ 925.59	\$ 977.43
MGS-S Customer 3615	\$ 5,536.15	\$ 5,676.37	2.53%	\$ 19,195.46	\$ 19,335.68	0.73%	\$ 2,357.46	\$ 2,455.00
MGS-S Customer 3616	\$ 5,997.27	\$ 6,139.71	2.38%	\$ 20,888.57	\$ 21,031.01	0.68%	\$ 2,511.50	\$ 2,605.53
MGS-S Customer 3617	\$ 5,707.91	\$ 5,848.94	2.47%	\$ 20,242.25	\$ 20,383.28	0.70%	\$ 2,413.41	\$ 2,507.71
MGS-S Customer 3618	\$ 1,832.92	\$ 1,929.74	5.28%	\$ 3,932.40	\$ 4,029.22	2.46%	\$ 1,042.72	\$ 1,102.23
MGS-S Customer 3619	\$ 4,170.28	\$ 4,278.57	2.60%	\$ 7,237.12	\$ 7,345.41	1.50%	\$ 1,845.36	\$ 1,906.89
MGS-S Customer 3620	\$ 4,732.99	\$ 4,870.28	2.90%	\$ 9,016.16	\$ 9,153.45	1.52%	\$ 2,149.91	\$ 2,241.36
MGS-S Customer 3621	\$ 15,187.66	\$ 15,374.15	1.23%	\$ 31,493.09	\$ 31,679.58	0.59%	\$ 5,625.88	\$ 5,802.44
MGS-S Customer 3622	\$ 538.56	\$ 629.64	16.91%	\$ 538.56	\$ 629.64	16.91%	\$ 629.64	\$ 662.11
MGS-S Customer 3623	\$ 8,014.53	\$ 8,165.99	1.89%	\$ 25,079.47	\$ 25,230.93	0.60%	\$ 3,161.86	\$ 3,299.57
MGS-S Customer 3624	\$ 14,087.07	\$ 14,239.40	1.08%	\$ 39,919.80	\$ 40,072.13	0.38%	\$ 4,996.13	\$ 5,222.49
MGS-S Customer 3625	\$ 5,805.35	\$ 5,947.03	2.44%	\$ 17,940.61	\$ 18,082.29	0.79%	\$ 2,460.53	\$ 2,559.52
MGS-S Customer 3626	\$ 23,211.01	\$ 23,401.73	0.82%	\$ 109,164.71	\$ 109,355.43	0.17%	\$ 7,699.59	\$ 7,973.12
MGS-S Customer 3627	\$ 3,431.54	\$ 3,535.87	3.04%	\$ 9,939.88	\$ 10,044.21	1.05%	\$ 1,567.23	\$ 1,625.48
MGS-S Customer 3628	\$ 6,059.68	\$ 6,202.22	2.35%	\$ 16,800.46	\$ 16,943.00	0.85%	\$ 2,534.67	\$ 2,664.24
MGS-S Customer 3629	\$ 20,668.12	\$ 20,875.53	1.00%	\$ 85,003.13	\$ 85,210.54	0.24%	\$ 7,123.98	\$ 7,381.71
MGS-S Customer 3630	\$ 4,317.05	\$ 4,426.12	2.53%	\$ 10,037.77	\$ 10,146.84	1.09%	\$ 1,891.07	\$ 1,935.30
MGS-S Customer 3631	\$ 9,327.30	\$ 9,523.87	2.11%	\$ 38,254.29	\$ 38,450.86	0.51%	\$ 3,821.25	\$ 3,928.64
MGS-S Customer 3632	\$ 6,992.57	\$ 7,113.24	1.73%	\$ 18,013.99	\$ 18,134.66	0.67%	\$ 2,731.74	\$ 2,840.02
MGS-S Customer 3633	\$ 6,583.54	\$ 6,729.60	2.22%	\$ 17,230.74	\$ 17,376.80	0.85%	\$ 2,757.33	\$ 2,835.61
MGS-S Customer 3634	\$ 10,246.87	\$ 10,382.25	1.32%	\$ 30,850.55	\$ 30,985.93	0.44%	\$ 3,771.11	\$ 3,907.52
MGS-S Customer 3635	\$ 15,054.71	\$ 15,237.41	1.21%	\$ 60,662.37	\$ 60,845.07	0.30%	\$ 5,365.27	\$ 5,550.82
MGS-S Customer 3636	\$ 10,108.24	\$ 10,270.36	1.60%	\$ 27,243.22	\$ 27,405.34	0.60%	\$ 3,899.43	\$ 4,022.43
MGS-S Customer 3637	\$ 4,630.42	\$ 4,767.33	2.96%	\$ 11,193.04	\$ 11,329.95	1.22%	\$ 2,114.59	\$ 2,185.11

Internal Use

Customer	Delivery 1/24 Prices	Delivery 8/24 Prices	Delivery % Difference	Bundled 1/24 Prices	Bundled 8/24 Prices	Bundled % Difference	Distribution 8/24 Prices	Distribution 1/25 Prices
MGS-S Customer 3638	\$ 7,236.44	\$ 7,383.53	2.03%	\$ 34,778.55	\$ 34,925.64	0.42%	\$ 2,842.16	\$ 2,948.67
MGS-S Customer 3639	\$ 4,728.55	\$ 4,865.46	2.90%	\$ 15,179.56	\$ 15,316.47	0.90%	\$ 2,116.81	\$ 2,192.82
MGS-S Customer 3640	\$ 3,174.06	\$ 3,303.88	4.09%	\$ 9,100.00	\$ 9,229.82	1.43%	\$ 1,617.08	\$ 1,683.34
MGS-S Customer 3641	\$ 21,436.50	\$ 21,649.69	0.99%	\$ 77,741.06	\$ 77,954.25	0.27%	\$ 7,498.35	\$ 7,691.17
MGS-S Customer 3642	\$ 8,415.52	\$ 8,568.85	1.82%	\$ 30,432.76	\$ 30,586.09	0.50%	\$ 3,282.09	\$ 3,399.22
MGS-S Customer 3643	\$ 38,669.22	\$ 38,960.44	0.75%	\$ 129,988.74	\$ 130,279.96	0.22%	\$ 13,052.36	\$ 13,472.12
MGS-S Customer 3644	\$ 26,926.58	\$ 27,165.65	0.89%	\$ 129,901.00	\$ 130,140.07	0.18%	\$ 9,021.67	\$ 9,325.55
MGS-S Customer 3645	\$ 27,222.10	\$ 27,662.51	1.62%	\$ 61,802.86	\$ 62,243.27	0.71%	\$ 11,019.25	\$ 11,153.34
MGS-S Customer 3646	\$ 3,815.48	\$ 3,921.40	2.78%	\$ 11,729.38	\$ 11,835.30	0.90%	\$ 1,682.65	\$ 1,750.92
MGS-S Customer 3647	\$ 11,932.71	\$ 12,102.78	1.43%	\$ 34,195.84	\$ 34,365.91	0.50%	\$ 4,469.92	\$ 4,626.46
MGS-S Customer 3648	\$ 9,987.05	\$ 10,147.75	1.61%	\$ 30,993.28	\$ 31,153.98	0.52%	\$ 3,811.14	\$ 3,958.15
MGS-S Customer 3649	\$ 5,202.56	\$ 5,314.63	2.15%	\$ 17,131.00	\$ 17,243.07	0.65%	\$ 2,121.06	\$ 2,207.81
MGS-S Customer 3650	\$ 4,100.37	\$ 4,234.14	3.26%	\$ 14,553.21	\$ 14,686.98	0.92%	\$ 1,898.28	\$ 1,974.98
MGS-S Customer 3651	\$ 4,653.91	\$ 4,790.51	2.94%	\$ 13,310.53	\$ 13,447.13	1.03%	\$ 2,098.24	\$ 2,181.11
MGS-S Customer 3652	\$ 3,172.96	\$ 3,302.81	4.09%	\$ 8,030.88	\$ 8,160.73	1.62%	\$ 1,620.80	\$ 1,691.47
MGS-S Customer 3653	\$ 6,200.80	\$ 6,343.99	2.31%	\$ 17,563.18	\$ 17,706.37	0.82%	\$ 2,579.71	\$ 2,708.68
MGS-S Customer 3654	\$ 4,464.94	\$ 4,574.42	2.45%	\$ 8,591.46	\$ 8,700.94	1.27%	\$ 1,932.44	\$ 2,003.75
MGS-S Customer 3655	\$ 4,246.12	\$ 4,380.83	3.17%	\$ 12,284.68	\$ 12,419.39	1.10%	\$ 1,964.23	\$ 2,043.12
MGS-S Customer 3656	\$ 4,167.22	\$ 4,275.23	2.59%	\$ 8,903.11	\$ 9,011.12	1.21%	\$ 1,827.84	\$ 1,895.30
MGS-S Customer 3657	\$ 4,577.15	\$ 4,713.67	2.98%	\$ 11,004.71	\$ 11,141.23	1.24%	\$ 2,090.36	\$ 2,169.43
MGS-S Customer 3658	\$ 4,975.41	\$ 5,113.63	2.78%	\$ 14,112.73	\$ 14,250.95	0.98%	\$ 2,209.78	\$ 2,288.33
MGS-S Customer 3659	\$ 4,468.87	\$ 4,578.22	2.45%	\$ 8,630.92	\$ 8,740.27	1.27%	\$ 1,927.07	\$ 2,006.65
MGS-S Customer 3660	\$ 8,266.48	\$ 8,392.75	1.53%	\$ 21,512.61	\$ 21,638.88	0.59%	\$ 3,135.48	\$ 3,272.54
MGS-S Customer 3661	\$ 7,723.95	\$ 7,847.44	1.60%	\$ 26,210.44	\$ 26,333.93	0.47%	\$ 2,929.56	\$ 3,041.83
MGS-S Customer 3662	\$ 3,882.78	\$ 3,989.16	2.74%	\$ 10,328.96	\$ 10,435.34	1.03%	\$ 1,715.05	\$ 1,785.03
MGS-S Customer 3663	\$ 6,296.03	\$ 6,440.78	2.30%	\$ 16,147.84	\$ 16,292.59	0.90%	\$ 2,664.57	\$ 2,741.10
MGS-S Customer 3664	\$ 4,372.94	\$ 4,507.96	3.09%	\$ 10,883.00	\$ 11,018.02	1.24%	\$ 1,998.22	\$ 2,103.68
MGS-S Customer 3665	\$ 7,923.08	\$ 8,073.57	1.90%	\$ 33,018.58	\$ 33,169.07	0.46%	\$ 3,086.06	\$ 3,207.47
MGS-S Customer 3666	\$ 5,109.38	\$ 5,221.49	2.19%	\$ 13,092.30	\$ 13,204.41	0.86%	\$ 2,120.97	\$ 2,202.22
MGS-S Customer 3667	\$ 3,933.89	\$ 4,040.35	2.71%	\$ 12,928.38	\$ 13,034.84	0.82%	\$ 1,718.89	\$ 1,783.59
MGS-S Customer 3668	\$ 7,259.02	\$ 7,407.53	2.05%	\$ 22,933.14	\$ 23,081.65	0.65%	\$ 2,938.42	\$ 3,039.30
MGS-S Customer 3669	\$ 6,041.63	\$ 6,184.58	2.37%	\$ 15,552.25	\$ 15,695.20	0.92%	\$ 2,553.87	\$ 2,662.08
MGS-S Customer 3670	\$ 8,766.57	\$ 8,922.32	1.78%	\$ 23,675.69	\$ 23,831.44	0.66%	\$ 3,452.10	\$ 3,571.94
MGS-S Customer 3671	\$ 4,038.14	\$ 4,145.10	2.65%	\$ 11,346.22	\$ 11,453.18	0.94%	\$ 1,758.33	\$ 1,834.09
MGS-S Customer 3672	\$ 4,301.04	\$ 4,436.61	3.15%	\$ 11,865.29	\$ 12,000.86	1.14%	\$ 2,010.53	\$ 2,058.96
MGS-S Customer 3673	\$ 16,043.52	\$ 16,231.00	1.17%	\$ 45,870.91	\$ 46,058.39	0.41%	\$ 5,743.58	\$ 6,026.72
MGS-S Customer 3674	\$ 12,586.98	\$ 12,759.26	1.37%	\$ 42,770.87	\$ 42,943.15	0.40%	\$ 4,630.27	\$ 4,800.35
MGS-S Customer 3675	\$ 2,402.55	\$ 2,528.73	5.25%	\$ 4,354.17	\$ 4,480.35	2.90%	\$ 1,368.28	\$ 1,446.29
MGS-S Customer 3676	\$ 4,587.62	\$ 4,697.55	2.40%	\$ 9,380.52	\$ 9,490.45	1.17%	\$ 1,966.27	\$ 2,042.71
MGS-S Customer 3677	\$ 3,471.75	\$ 3,603.36	3.79%	\$ 7,647.97	\$ 7,779.58	1.72%	\$ 1,738.63	\$ 1,797.41

Internal Use

Customer	Delivery 1/24 Prices	Delivery 8/24 Prices	Delivery % Difference	Bundled 1/24 Prices	Bundled 8/24 Prices	Bundled % Difference	Distribution 8/24 Prices	Distribution 1/25 Prices
MGS-S Customer 3678	\$ 5,025.52	\$ 5,163.99	2.76%	\$ 14,559.91	\$ 14,698.38	0.95%	\$ 2,225.88	\$ 2,302.49
MGS-S Customer 3679	\$ 16,902.88	\$ 17,092.73	1.12%	\$ 70,926.74	\$ 71,116.59	0.27%	\$ 5,894.99	\$ 6,146.89
MGS-S Customer 3680	\$ 15,161.06	\$ 15,343.82	1.21%	\$ 59,481.65	\$ 59,664.41	0.31%	\$ 5,384.74	\$ 5,604.15
MGS-S Customer 3681	\$ 9,423.33	\$ 9,581.64	1.68%	\$ 33,834.62	\$ 33,992.93	0.47%	\$ 3,624.65	\$ 3,729.29
MGS-S Customer 3682	\$ 5,295.89	\$ 5,408.28	2.12%	\$ 17,823.64	\$ 17,936.03	0.63%	\$ 2,145.21	\$ 2,237.06
MGS-S Customer 3683	\$ 14,975.21	\$ 15,157.60	1.22%	\$ 42,622.45	\$ 42,804.84	0.43%	\$ 5,387.86	\$ 5,671.57
MGS-S Customer 3684	\$ 8,852.66	\$ 9,008.82	1.76%	\$ 21,429.55	\$ 21,585.71	0.73%	\$ 3,487.61	\$ 3,621.31
MGS-S Customer 3685	\$ 6,484.83	\$ 6,601.99	1.81%	\$ 25,159.28	\$ 25,276.44	0.47%	\$ 2,491.81	\$ 2,612.29
MGS-S Customer 3686	\$ 16,844.32	\$ 17,035.46	1.13%	\$ 64,862.48	\$ 65,053.62	0.29%	\$ 5,960.23	\$ 6,157.23
MGS-S Customer 3687	\$ 3,772.82	\$ 3,878.66	2.81%	\$ 11,794.81	\$ 11,900.65	0.90%	\$ 1,673.55	\$ 1,733.57
MGS-S Customer 3688	\$ 42,081.24	\$ 42,386.50	0.73%	\$ 136,271.07	\$ 136,576.33	0.22%	\$ 14,100.31	\$ 14,667.65
MGS-S Customer 3689	\$ 6,348.79	\$ 6,466.60	1.86%	\$ 18,683.32	\$ 18,801.13	0.63%	\$ 2,519.85	\$ 2,601.60
MGS-S Customer 3690	\$ 2,694.62	\$ 2,822.36	4.74%	\$ 6,502.80	\$ 6,630.54	1.96%	\$ 1,469.43	\$ 1,530.94
MGS-S Customer 3691	\$ 4,933.11	\$ 5,071.02	2.80%	\$ 15,323.91	\$ 15,461.82	0.90%	\$ 2,187.12	\$ 2,264.54
MGS-S Customer 3692	\$ 27,542.43	\$ 27,780.80	0.87%	\$ 85,506.10	\$ 85,744.47	0.28%	\$ 9,385.38	\$ 9,858.79
MGS-S Customer 3693	\$ 12,629.65	\$ 12,775.68	1.16%	\$ 38,544.65	\$ 38,690.68	0.38%	\$ 4,531.90	\$ 4,704.59
MGS-S Customer 3694	\$ 27,829.74	\$ 28,069.95	0.86%	\$ 101,977.72	\$ 102,217.93	0.24%	\$ 9,460.96	\$ 9,819.01
MGS-S Customer 3695	\$ 48,312.36	\$ 48,641.31	0.68%	\$ 223,341.44	\$ 223,670.39	0.15%	\$ 15,731.14	\$ 16,246.37
MGS-S Customer 3696	\$ 3,632.60	\$ 3,764.52	3.63%	\$ 10,170.54	\$ 10,302.46	1.30%	\$ 1,766.63	\$ 1,839.56
MGS-S Customer 3697	\$ 12,163.97	\$ 12,334.69	1.40%	\$ 38,444.61	\$ 38,615.33	0.44%	\$ 4,517.70	\$ 4,679.38
MGS-S Customer 3698	\$ 12,300.19	\$ 12,470.30	1.38%	\$ 50,538.87	\$ 50,708.98	0.34%	\$ 4,476.61	\$ 4,643.02
MGS-S Customer 3699	\$ 5,327.22	\$ 5,440.51	2.13%	\$ 11,755.69	\$ 11,868.98	0.96%	\$ 2,204.84	\$ 2,289.57
MGS-S Customer 3700	\$ 4,888.31	\$ 5,025.92	2.82%	\$ 10,226.37	\$ 10,363.98	1.35%	\$ 2,181.66	\$ 2,291.83
MGS-S Customer 3701	\$ 12,118.61	\$ 12,289.76	1.41%	\$ 34,825.09	\$ 34,996.24	0.49%	\$ 4,539.91	\$ 4,685.46
MGS-S Customer 3702	\$ 3,968.11	\$ 4,101.94	3.37%	\$ 8,917.78	\$ 9,051.61	1.50%	\$ 1,897.70	\$ 1,966.29
MGS-S Customer 3703	\$ 4,999.13	\$ 5,137.53	2.77%	\$ 12,851.79	\$ 12,990.19	1.08%	\$ 2,223.52	\$ 2,306.65
MGS-S Customer 3704	\$ 9,054.98	\$ 9,212.15	1.74%	\$ 20,274.99	\$ 20,432.16	0.78%	\$ 3,561.55	\$ 3,702.74
MGS-S Customer 3705	\$ 6,144.12	\$ 6,287.69	2.34%	\$ 12,901.33	\$ 13,044.90	1.11%	\$ 2,601.08	\$ 2,719.29
MGS-S Customer 3706	\$ 12,576.13	\$ 12,748.37	1.37%	\$ 47,047.19	\$ 47,219.43	0.37%	\$ 4,615.97	\$ 4,760.78
MGS-S Customer 3707	\$ 3,949.33	\$ 4,055.68	2.69%	\$ 12,331.14	\$ 12,437.49	0.86%	\$ 1,717.57	\$ 1,796.31
MGS-S Customer 3708	\$ 6,702.49	\$ 6,848.19	2.17%	\$ 24,196.60	\$ 24,342.30	0.60%	\$ 2,738.60	\$ 2,831.60
MGS-S Customer 3709	\$ 47,438.20	\$ 47,769.72	0.70%	\$ 155,225.40	\$ 155,556.92	0.21%	\$ 15,908.08	\$ 16,417.85
MGS-S Customer 3710	\$ 4,091.14	\$ 4,225.11	3.27%	\$ 11,152.29	\$ 11,286.26	1.20%	\$ 1,914.46	\$ 1,997.06
MGS-S Customer 3711	\$ 4,490.13	\$ 4,599.05	2.43%	\$ 14,782.66	\$ 14,891.58	0.74%	\$ 1,894.83	\$ 1,969.59
MGS-S Customer 3712	\$ 10,088.59	\$ 10,248.83	1.59%	\$ 41,671.07	\$ 41,831.31	0.38%	\$ 3,776.39	\$ 3,917.17
MGS-S Customer 3713	\$ 8,866.92	\$ 9,022.89	1.76%	\$ 9,141.15	\$ 9,297.12	1.71%	\$ 3,512.98	\$ 3,731.71
MGS-S Customer 3714	\$ 4,309.23	\$ 4,445.09	3.15%	\$ 9,160.98	\$ 9,296.84	1.48%	\$ 2,031.61	\$ 2,081.27
MGS-S Customer 3715	\$ 5,438.20	\$ 5,578.14	2.57%	\$ 14,626.37	\$ 14,766.31	0.96%	\$ 2,344.27	\$ 2,455.65
MGS-S Customer 3716	\$ 4,129.69	\$ 4,263.99	3.25%	\$ 11,044.93	\$ 11,179.23	1.22%	\$ 1,934.37	\$ 2,009.95
MGS-S Customer 3717	\$ 2,230.92	\$ 2,330.17	4.45%	\$ 5,113.11	\$ 5,212.36	1.94%	\$ 1,199.25	\$ 1,228.20

Customer	Delivery 1/24 Prices	Delivery 8/24 Prices	Delivery % Difference	Bundled 1/24 Prices	Bundled 8/24 Prices	Bundled % Difference	Distribution 8/24 Prices	Distribution 1/25 Prices
MGS-S Customer 3718	\$ 6,620.77	\$ 6,766.15	2.20%	\$ 15,524.19	\$ 15,669.57	0.94%	\$ 2,736.44	\$ 2,873.59
MGS-S Customer 3719	\$ 5,028.99	\$ 5,167.16	2.75%	\$ 15,784.17	\$ 15,922.34	0.88%	\$ 2,209.80	\$ 2,297.43
MGS-S Customer 3720	\$ 683.53	\$ 775.26	13.42%	\$ 880.98	\$ 972.71	10.41%	\$ 676.16	\$ 711.67
MGS-S Customer 3721	\$ 12,591.94	\$ 12,764.88	1.37%	\$ 38,561.79	\$ 38,734.73	0.45%	\$ 4,671.18	\$ 4,829.33
MGS-S Customer 3722	\$ 3,444.40	\$ 3,574.57	3.78%	\$ 14,124.62	\$ 14,254.79	0.92%	\$ 1,654.41	\$ 1,749.78
MGS-S Customer 3723	\$ 6,075.93	\$ 6,219.09	2.36%	\$ 18,946.59	\$ 19,089.75	0.76%	\$ 2,558.35	\$ 2,645.69
MGS-S Customer 3724	\$ 11,034.65	\$ 11,201.74	1.51%	\$ 21,528.63	\$ 21,695.72	0.78%	\$ 4,253.93	\$ 4,394.76
MGS-S Customer 3725	\$ 34,449.70	\$ 34,721.94	0.79%	\$ 133,996.21	\$ 134,268.45	0.20%	\$ 11,654.45	\$ 11,915.40
MGS-S Customer 3726	\$ 32,970.76	\$ 33,234.48	0.80%	\$ 137,508.30	\$ 137,772.02	0.19%	\$ 11,076.22	\$ 11,375.05
MGS-S Customer 3727	\$ 3,162.62	\$ 3,265.16	3.24%	\$ 9,236.31	\$ 9,338.85	1.11%	\$ 1,454.84	\$ 1,541.34
MGS-S Customer 3728	\$ 676.53	\$ 767.61	13.46%	\$ 7,439.91	\$ 7,530.99	1.22%	\$ 629.64	\$ 662.11
MGS-S Customer 3729	\$ 7,105.10	\$ 7,225.76	1.70%	\$ 22,007.37	\$ 22,128.03	0.55%	\$ 2,734.90	\$ 2,853.92
MGS-S Customer 3730	\$ 6,306.54	\$ 6,423.20	1.85%	\$ 26,811.04	\$ 26,927.70	0.44%	\$ 2,442.24	\$ 2,530.52
MGS-S Customer 3731	\$ 6,186.87	\$ 6,330.88	2.33%	\$ 13,917.84	\$ 14,061.85	1.03%	\$ 2,623.48	\$ 2,723.25
MGS-S Customer 3732	\$ 5,693.90	\$ 5,835.98	2.50%	\$ 7,608.96	\$ 7,751.04	1.87%	\$ 2,490.30	\$ 2,594.27
MGS-S Customer 3733	\$ 6,913.04	\$ 7,059.62	2.12%	\$ 23,523.09	\$ 23,669.67	0.62%	\$ 2,806.57	\$ 2,914.05
MGS-S Customer 3734	\$ 668.19	\$ 759.27	13.63%	\$ 7,022.51	\$ 7,113.59	1.30%	\$ 629.64	\$ 662.11
MGS-S Customer 3735	\$ 10,252.16	\$ 10,413.21	1.57%	\$ 43,041.26	\$ 43,202.31	0.37%	\$ 3,829.64	\$ 3,964.01
MGS-S Customer 3736	\$ 3,228.16	\$ 3,358.24	4.03%	\$ 8,728.13	\$ 8,858.21	1.49%	\$ 1,636.25	\$ 1,705.85
MGS-S Customer 3737	\$ 28,438.60	\$ 28,682.42	0.86%	\$ 108,423.17	\$ 108,666.99	0.22%	\$ 9,682.86	\$ 9,974.67
MGS-S Customer 3738	\$ 3,495.49	\$ 3,600.32	3.00%	\$ 8,677.58	\$ 8,782.41	1.21%	\$ 1,600.74	\$ 1,656.52
MGS-S Customer 3739	\$ 5,158.80	\$ 5,270.51	2.17%	\$ 18,432.47	\$ 18,544.18	0.61%	\$ 2,095.53	\$ 2,183.33
MGS-S Customer 3740	\$ 5,219.05	\$ 5,331.62	2.16%	\$ 14,442.87	\$ 14,555.44	0.78%	\$ 2,152.03	\$ 2,231.00
MGS-S Customer 3741	\$ 4,130.98	\$ 4,238.61	2.61%	\$ 10,580.94	\$ 10,688.57	1.02%	\$ 1,802.09	\$ 1,870.87
MGS-S Customer 3742	\$ 17,706.06	\$ 17,902.70	1.11%	\$ 54,151.60	\$ 54,348.24	0.36%	\$ 6,342.97	\$ 6,537.69
MGS-S Customer 3743	\$ 5,116.37	\$ 5,254.47	2.70%	\$ 19,363.22	\$ 19,501.32	0.71%	\$ 2,208.89	\$ 2,304.83
MGS-S Customer 3744	\$ 9,189.33	\$ 9,319.66	1.42%	\$ 30,806.87	\$ 30,937.20	0.42%	\$ 3,411.11	\$ 3,529.47
MGS-S Customer 3745	\$ 7,835.24	\$ 7,985.99	1.92%	\$ 22,936.33	\$ 23,087.08	0.66%	\$ 3,112.55	\$ 3,251.53
MGS-S Customer 3746	\$ 3,876.70	\$ 3,984.14	2.77%	\$ 4,717.68	\$ 4,825.12	2.28%	\$ 1,775.96	\$ 1,816.17
MGS-S Customer 3747	\$ 7,512.75	\$ 7,635.02	1.63%	\$ 28,911.25	\$ 29,033.52	0.42%	\$ 2,841.28	\$ 2,946.38
MGS-S Customer 3748	\$ 4,594.36	\$ 4,703.78	2.38%	\$ 14,677.21	\$ 14,786.63	0.75%	\$ 1,930.60	\$ 2,007.76
MGS-S Customer 3749	\$ 4,401.89	\$ 4,510.76	2.47%	\$ 11,403.62	\$ 11,512.49	0.95%	\$ 1,890.16	\$ 1,961.53
MGS-S Customer 3750	\$ 21,286.39	\$ 21,497.20	0.99%	\$ 76,818.53	\$ 77,029.34	0.27%	\$ 7,376.03	\$ 7,665.39
MGS-S Customer 3751	\$ 8,473.15	\$ 8,627.16	1.82%	\$ 18,281.54	\$ 18,435.55	0.84%	\$ 3,351.23	\$ 3,515.91
MGS-S Customer 3752	\$ 2,551.43	\$ 2,651.53	3.92%	\$ 8,035.51	\$ 8,135.61	1.25%	\$ 1,270.38	\$ 1,326.97
MGS-S Customer 3753	\$ 36,141.29	\$ 36,419.08	0.77%	\$ 115,010.64	\$ 115,288.43	0.24%	\$ 12,169.09	\$ 12,709.00
MGS-S Customer 3754	\$ 3,317.31	\$ 3,447.80	3.93%	\$ 9,111.39	\$ 9,241.88	1.43%	\$ 1,665.54	\$ 1,734.58
MGS-S Customer 3755	\$ 38,668.58	\$ 39,481.57	2.10%	\$ 72,390.07	\$ 73,203.06	1.12%	\$ 17,235.33	\$ 17,196.99
MGS-S Customer 3756	\$ 13,382.52	\$ 13,559.01	1.32%	\$ 41,335.98	\$ 41,512.47	0.43%	\$ 4,923.44	\$ 5,091.83
MGS-S Customer 3757	\$ 8,358.73	\$ 8,512.45	1.84%	\$ 25,686.36	\$ 25,840.08	0.60%	\$ 3,304.68	\$ 3,410.20

Customer	Delivery 1/24 Prices	Delivery 8/24 Prices	Delivery % Difference	Bundled 1/24 Prices	Bundled 8/24 Prices	Bundled % Difference	Distribution 8/24 Prices	Distribution 1/25 Prices
MGS-S Customer 3758	\$ 3,695.45	\$ 3,827.40	3.57%	\$ 10,002.80	\$ 10,134.75	1.32%	\$ 1,776.75	\$ 1,866.67
MGS-S Customer 3759	\$ 4,647.42	\$ 4,784.17	2.94%	\$ 13,758.69	\$ 13,895.44	0.99%	\$ 2,102.60	\$ 2,172.93
MGS-S Customer 3760	\$ 4,823.58	\$ 4,960.60	2.84%	\$ 17,582.15	\$ 17,719.17	0.78%	\$ 2,127.59	\$ 2,211.08
MGS-S Customer 3761	\$ 3,997.88	\$ 4,131.45	3.34%	\$ 11,260.36	\$ 11,393.93	1.19%	\$ 1,884.15	\$ 1,962.32
MGS-S Customer 3762	\$ 2,779.76	\$ 2,881.52	3.66%	\$ 5,979.83	\$ 6,081.59	1.70%	\$ 1,379.08	\$ 1,418.70
MGS-S Customer 3763	\$ 6,971.35	\$ 7,119.26	2.12%	\$ 12,717.33	\$ 12,865.24	1.16%	\$ 2,901.10	\$ 3,011.90
MGS-S Customer 3764	\$ 4,992.09	\$ 5,103.15	2.22%	\$ 16,922.93	\$ 17,033.99	0.66%	\$ 2,049.41	\$ 2,134.38
MGS-S Customer 3765	\$ 9,855.52	\$ 10,015.86	1.63%	\$ 27,246.45	\$ 27,406.79	0.59%	\$ 3,788.02	\$ 3,938.95
MGS-S Customer 3766	\$ 4,749.13	\$ 4,859.57	2.33%	\$ 11,735.67	\$ 11,846.11	0.94%	\$ 2,003.72	\$ 2,084.08
MGS-S Customer 3767	\$ 4,243.31	\$ 4,377.83	3.17%	\$ 11,305.95	\$ 11,440.47	1.19%	\$ 1,957.96	\$ 2,052.41
MGS-S Customer 3768	\$ 16,027.06	\$ 16,214.26	1.17%	\$ 61,156.64	\$ 61,343.84	0.31%	\$ 5,689.06	\$ 5,896.30
MGS-S Customer 3769	\$ 4,355.92	\$ 4,491.25	3.11%	\$ 11,618.52	\$ 11,753.85	1.16%	\$ 2,007.88	\$ 2,086.70
MGS-S Customer 3770	\$ 5,844.77	\$ 5,959.61	1.96%	\$ 22,356.78	\$ 22,471.62	0.51%	\$ 2,313.07	\$ 2,397.78
MGS-S Customer 3771	\$ 4,727.53	\$ 4,864.47	2.90%	\$ 11,077.85	\$ 11,214.79	1.24%	\$ 2,128.50	\$ 2,226.18
MGS-S Customer 3772	\$ 4,269.30	\$ 4,377.38	2.53%	\$ 13,038.47	\$ 13,146.55	0.83%	\$ 1,833.29	\$ 1,902.56
MGS-S Customer 3773	\$ 8,887.33	\$ 9,042.62	1.75%	\$ 27,306.63	\$ 27,461.92	0.57%	\$ 3,438.58	\$ 3,597.41
MGS-S Customer 3774	\$ 16,199.56	\$ 16,390.13	1.18%	\$ 45,967.53	\$ 46,158.10	0.41%	\$ 5,899.80	\$ 6,053.30
MGS-S Customer 3775	\$ 1,685.96	\$ 1,781.27	5.65%	\$ 12,742.46	\$ 12,837.77	0.75%	\$ 933.90	\$ 986.30
MGS-S Customer 3776	\$ 4,691.92	\$ 4,801.57	2.34%	\$ 17,092.38	\$ 17,202.03	0.64%	\$ 1,947.12	\$ 2,025.46
MGS-S Customer 3777	\$ 24,236.60	\$ 24,461.08	0.93%	\$ 89,435.45	\$ 89,659.93	0.25%	\$ 8,331.15	\$ 8,620.75
MGS-S Customer 3778	\$ 5,248.50	\$ 5,387.32	2.64%	\$ 18,268.04	\$ 18,406.86	0.76%	\$ 2,260.79	\$ 2,360.10
MGS-S Customer 3779	\$ 6,336.92	\$ 6,480.85	2.27%	\$ 18,339.18	\$ 18,483.11	0.78%	\$ 2,628.12	\$ 2,749.82
MGS-S Customer 3780	\$ 4,776.02	\$ 4,886.57	2.31%	\$ 12,184.08	\$ 12,294.63	0.91%	\$ 2,010.79	\$ 2,090.22
MGS-S Customer 3781	\$ 9,834.48	\$ 9,994.68	1.63%	\$ 21,809.31	\$ 21,969.51	0.73%	\$ 3,792.87	\$ 3,977.20
MGS-S Customer 3782	\$ 3,290.04	\$ 3,420.24	3.96%	\$ 9,583.34	\$ 9,713.54	1.36%	\$ 1,647.67	\$ 1,722.93
MGS-S Customer 3783	\$ 8,226.38	\$ 8,378.95	1.85%	\$ 29,979.90	\$ 30,132.47	0.51%	\$ 3,225.19	\$ 3,333.56
MGS-S Customer 3784	\$ 5,119.53	\$ 5,230.79	2.17%	\$ 21,802.37	\$ 21,913.63	0.51%	\$ 2,061.87	\$ 2,144.44
MGS-S Customer 3785	\$ 5,370.64	\$ 5,510.15	2.60%	\$ 19,137.13	\$ 19,276.64	0.73%	\$ 2,304.94	\$ 2,395.25
MGS-S Customer 3786	\$ 2,922.27	\$ 3,050.58	4.39%	\$ 9,407.30	\$ 9,535.61	1.36%	\$ 1,516.45	\$ 1,594.57
MGS-S Customer 3787	\$ 22,815.02	\$ 23,033.34	0.96%	\$ 65,494.78	\$ 65,713.10	0.33%	\$ 7,936.31	\$ 8,303.66
MGS-S Customer 3788	\$ 16,602.44	\$ 16,792.61	1.15%	\$ 60,685.36	\$ 60,875.53	0.31%	\$ 5,896.54	\$ 6,103.25
MGS-S Customer 3789	\$ 22,058.24	\$ 22,273.76	0.98%	\$ 68,120.21	\$ 68,335.73	0.32%	\$ 7,706.77	\$ 8,001.41
MGS-S Customer 3790	\$ 10,190.79	\$ 10,351.47	1.58%	\$ 40,310.69	\$ 40,471.37	0.40%	\$ 3,812.46	\$ 3,965.68
MGS-S Customer 3791	\$ 15,545.47	\$ 15,730.44	1.19%	\$ 47,854.66	\$ 48,039.63	0.39%	\$ 5,562.78	\$ 5,833.68
MGS-S Customer 3792	\$ 2,471.17	\$ 2,571.61	4.06%	\$ 5,053.76	\$ 5,154.20	1.99%	\$ 1,282.82	\$ 1,314.22
MGS-S Customer 3793	\$ 5,763.97	\$ 5,922.55	2.75%	\$ 10,389.36	\$ 10,547.94	1.53%	\$ 2,623.65	\$ 2,700.97
MGS-S Customer 3794	\$ 3,425.45	\$ 3,556.78	3.83%	\$ 3,887.08	\$ 4,018.41	3.38%	\$ 1,730.03	\$ 1,812.82
MGS-S Customer 3795	\$ 2,204.17	\$ 2,302.83	4.48%	\$ 5,957.62	\$ 6,056.28	1.66%	\$ 1,167.32	\$ 1,217.29
MGS-S Customer 3796	\$ 6,738.12	\$ 6,856.93	1.76%	\$ 23,845.79	\$ 23,964.60	0.50%	\$ 2,600.52	\$ 2,708.60
MGS-S Customer 3797	\$ 5,812.58	\$ 5,955.00	2.45%	\$ 11,725.04	\$ 11,867.46	1.21%	\$ 2,510.48	\$ 2,605.14

Internal Use

Customer	Delivery 1/24 Prices	Delivery 8/24 Prices	Delivery % Difference	Bundled 1/24 Prices	Bundled 8/24 Prices	Bundled % Difference	Distribution 8/24 Prices	Distribution 1/25 Prices
MGS-S Customer 3798	\$ 21,034.09	\$ 21,245.14	1.00%	\$ 66,273.36	\$ 66,484.41	0.32%	\$ 7,381.33	\$ 7,645.20
MGS-S Customer 3799	\$ 3,759.14	\$ 3,865.83	2.84%	\$ 9,065.54	\$ 9,172.23	1.18%	\$ 1,716.11	\$ 1,740.31
MGS-S Customer 3800	\$ 4,202.27	\$ 4,311.36	2.60%	\$ 10,523.34	\$ 10,632.43	1.04%	\$ 1,876.45	\$ 1,883.11
MGS-S Customer 3801	\$ 6,967.19	\$ 7,113.17	2.10%	\$ 26,629.68	\$ 26,775.66	0.55%	\$ 2,779.10	\$ 2,918.01
MGS-S Customer 3802	\$ 30,579.83	\$ 30,833.06	0.83%	\$ 91,203.56	\$ 91,456.79	0.28%	\$ 10,421.84	\$ 10,893.59
MGS-S Customer 3803	\$ 6,358.98	\$ 6,503.50	2.27%	\$ 15,300.57	\$ 15,445.09	0.94%	\$ 2,664.69	\$ 2,777.14
MGS-S Customer 3804	\$ 3,814.70	\$ 3,921.07	2.79%	\$ 8,193.28	\$ 8,299.65	1.30%	\$ 1,711.59	\$ 1,774.52
MGS-S Customer 3805	\$ 3,804.30	\$ 3,936.86	3.48%	\$ 13,803.51	\$ 13,936.07	0.96%	\$ 1,807.49	\$ 1,873.05
MGS-S Customer 3806	\$ 9,667.32	\$ 9,825.88	1.64%	\$ 37,911.47	\$ 38,070.03	0.42%	\$ 3,656.48	\$ 3,793.90
MGS-S Customer 3807	\$ 3,181.90	\$ 3,311.55	4.07%	\$ 10,001.84	\$ 10,131.49	1.30%	\$ 1,607.95	\$ 1,681.25
MGS-S Customer 3808	\$ 6,347.00	\$ 6,464.30	1.85%	\$ 20,786.16	\$ 20,903.46	0.56%	\$ 2,491.30	\$ 2,589.67
MGS-S Customer 3809	\$ 5,782.87	\$ 5,924.28	2.45%	\$ 18,054.79	\$ 18,196.20	0.78%	\$ 2,445.29	\$ 2,552.53
MGS-S Customer 3810	\$ 7,751.65	\$ 7,901.89	1.94%	\$ 21,929.49	\$ 22,079.73	0.69%	\$ 3,081.48	\$ 3,231.43
MGS-S Customer 3811	\$ 6,867.13	\$ 7,013.85	2.14%	\$ 19,730.25	\$ 19,876.97	0.74%	\$ 2,816.84	\$ 2,924.72
MGS-S Customer 3812	\$ 4,385.18	\$ 4,493.92	2.48%	\$ 11,839.28	\$ 11,948.02	0.92%	\$ 1,880.77	\$ 1,952.64
MGS-S Customer 3813	\$ 6,179.33	\$ 6,295.30	1.88%	\$ 24,846.81	\$ 24,962.78	0.47%	\$ 2,400.12	\$ 2,502.40
MGS-S Customer 3814	\$ 8,984.46	\$ 9,140.69	1.74%	\$ 29,433.09	\$ 29,589.32	0.53%	\$ 3,487.02	\$ 3,608.74
MGS-S Customer 3815	\$ 6,184.63	\$ 6,301.61	1.89%	\$ 13,255.27	\$ 13,372.25	0.88%	\$ 2,475.74	\$ 2,588.63
MGS-S Customer 3816	\$ 11,022.21	\$ 11,159.24	1.24%	\$ 45,042.50	\$ 45,179.53	0.30%	\$ 3,908.55	\$ 4,091.67
MGS-S Customer 3817	\$ 5,415.63	\$ 5,555.35	2.58%	\$ 15,181.52	\$ 15,321.24	0.92%	\$ 2,330.29	\$ 2,444.30
MGS-S Customer 3818	\$ 15,488.19	\$ 15,674.68	1.20%	\$ 46,997.54	\$ 47,184.03	0.40%	\$ 5,624.69	\$ 5,798.51
MGS-S Customer 3819	\$ 944.66	\$ 1,064.29	12.66%	\$ 1,479.41	\$ 1,599.04	8.09%	\$ 896.41	\$ 943.82
MGS-S Customer 3820	\$ 30,593.84	\$ 30,848.87	0.83%	\$ 142,103.75	\$ 142,358.78	0.18%	\$ 10,154.55	\$ 10,563.54
MGS-S Customer 3821	\$ 4,155.08	\$ 4,262.56	2.59%	\$ 8,880.91	\$ 8,988.39	1.21%	\$ 1,803.23	\$ 1,896.79
MGS-S Customer 3822	\$ 9,837.31	\$ 9,997.18	1.63%	\$ 31,762.22	\$ 31,922.09	0.50%	\$ 3,753.07	\$ 3,899.58
MGS-S Customer 3823	\$ 5,272.43	\$ 5,385.53	2.15%	\$ 10,985.61	\$ 11,098.71	1.03%	\$ 2,191.34	\$ 2,275.50
MGS-S Customer 3824	\$ 5,516.39	\$ 5,629.63	2.05%	\$ 18,216.68	\$ 18,329.92	0.62%	\$ 2,210.50	\$ 2,315.10
MGS-S Customer 3825	\$ 3,869.65	\$ 3,975.74	2.74%	\$ 13,126.49	\$ 13,232.58	0.81%	\$ 1,693.63	\$ 1,759.74
MGS-S Customer 3826	\$ 4,767.15	\$ 4,904.46	2.88%	\$ 12,176.12	\$ 12,313.43	1.13%	\$ 2,147.21	\$ 2,229.00
MGS-S Customer 3827	\$ 21,288.69	\$ 21,500.34	0.99%	\$ 77,890.34	\$ 78,101.99	0.27%	\$ 7,410.50	\$ 7,647.27
MGS-S Customer 3828	\$ 52,125.13	\$ 52,894.32	1.48%	\$ 100,211.85	\$ 100,981.04	0.77%	\$ 20,905.81	\$ 21,112.28
MGS-S Customer 3829	\$ 3,645.47	\$ 3,777.89	3.63%	\$ 7,247.18	\$ 7,379.60	1.83%	\$ 1,797.88	\$ 1,863.16
MGS-S Customer 3830	\$ 3,440.66	\$ 3,571.39	3.80%	\$ 9,263.99	\$ 9,394.72	1.41%	\$ 1,691.60	\$ 1,781.73
MGS-S Customer 3831	\$ 32,491.45	\$ 32,838.50	1.07%	\$ 62,830.74	\$ 63,177.79	0.55%	\$ 11,926.10	\$ 12,277.74
MGS-S Customer 3832	\$ 4,021.81	\$ 4,128.88	2.66%	\$ 10,798.45	\$ 10,905.52	0.99%	\$ 1,762.85	\$ 1,830.41
MGS-S Customer 3833	\$ 6,369.74	\$ 6,513.94	2.26%	\$ 20,355.61	\$ 20,499.81	0.71%	\$ 2,639.29	\$ 2,743.36
MGS-S Customer 3834	\$ 5,933.09	\$ 6,048.16	1.94%	\$ 24,218.59	\$ 24,333.66	0.48%	\$ 2,329.80	\$ 2,416.24
MGS-S Customer 3835	\$ 7,160.72	\$ 7,282.97	1.71%	\$ 11,429.61	\$ 11,551.86	1.07%	\$ 2,840.22	\$ 2,945.53
MGS-S Customer 3836	\$ 1,253.33	\$ 1,374.28	9.65%	\$ 2,816.46	\$ 2,937.41	4.29%	\$ 991.36	\$ 1,044.99
MGS-S Customer 3837	\$ 10,045.25	\$ 10,206.41	1.60%	\$ 32,440.93	\$ 32,602.09	0.50%	\$ 3,835.27	\$ 3,964.72

Internal Use

Customer	Delivery 1/24 Prices	Delivery 8/24 Prices	Delivery % Difference	Bundled 1/24 Prices	Bundled 8/24 Prices	Bundled % Difference	Distribution 8/24 Prices	Distribution 1/25 Prices
MGS-S Customer 3838	\$ 8,225.50	\$ 8,378.41	1.86%	\$ 24,936.22	\$ 25,089.13	0.61%	\$ 3,253.26	\$ 3,370.97
MGS-S Customer 3839	\$ 1,100.88	\$ 1,194.46	8.50%	\$ 1,935.80	\$ 2,029.38	4.83%	\$ 809.62	\$ 853.87
MGS-S Customer 3840	\$ 27,189.20	\$ 27,427.70	0.88%	\$ 77,200.12	\$ 77,438.62	0.31%	\$ 9,366.32	\$ 9,779.52
MGS-S Customer 3841	\$ 45,562.70	\$ 46,149.75	1.29%	\$ 87,204.95	\$ 87,792.00	0.67%	\$ 17,728.79	\$ 17,837.54
MGS-S Customer 3842	\$ 6,640.45	\$ 6,785.82	2.19%	\$ 21,861.74	\$ 22,007.11	0.66%	\$ 2,721.99	\$ 2,829.24
MGS-S Customer 3843	\$ 6,899.89	\$ 7,047.06	2.13%	\$ 19,688.28	\$ 19,835.45	0.75%	\$ 2,840.86	\$ 2,933.28
MGS-S Customer 3844	\$ 6,991.56	\$ 7,111.72	1.72%	\$ 19,958.20	\$ 20,078.36	0.60%	\$ 2,703.71	\$ 2,829.73
MGS-S Customer 3845	\$ 4,042.33	\$ 4,176.19	3.31%	\$ 10,663.22	\$ 10,797.08	1.26%	\$ 1,904.39	\$ 1,982.21
MGS-S Customer 3846	\$ 2,543.81	\$ 2,644.27	3.95%	\$ 6,689.87	\$ 6,790.33	1.50%	\$ 1,289.29	\$ 1,330.47
MGS-S Customer 3847	\$ 10,116.39	\$ 10,277.89	1.60%	\$ 25,071.22	\$ 25,232.72	0.64%	\$ 3,878.51	\$ 4,051.48
MGS-S Customer 3848	\$ 3,114.28	\$ 3,217.49	3.31%	\$ 6,645.26	\$ 6,748.47	1.55%	\$ 1,484.58	\$ 1,534.71
MGS-S Customer 3849	\$ 3,320.29	\$ 3,423.51	3.11%	\$ 15,153.44	\$ 15,256.66	0.68%	\$ 1,490.03	\$ 1,549.43
MGS-S Customer 3850	\$ 5,082.99	\$ 5,220.80	2.71%	\$ 21,945.45	\$ 22,083.26	0.63%	\$ 2,185.10	\$ 2,272.99
MGS-S Customer 3851	\$ 5,638.81	\$ 5,753.48	2.03%	\$ 13,261.00	\$ 13,375.67	0.86%	\$ 2,302.61	\$ 2,389.77
MGS-S Customer 3852	\$ 3,040.62	\$ 3,169.70	4.25%	\$ 8,810.14	\$ 8,939.22	1.47%	\$ 1,567.77	\$ 1,639.27
MGS-S Customer 3853	\$ 2,441.27	\$ 2,541.41	4.10%	\$ 5,709.44	\$ 5,809.58	1.75%	\$ 1,263.76	\$ 1,300.04
MGS-S Customer 3854	\$ 6,518.68	\$ 6,637.44	1.82%	\$ 15,774.04	\$ 15,892.80	0.75%	\$ 2,591.07	\$ 2,684.98
MGS-S Customer 3855	\$ 3,293.08	\$ 3,423.15	3.95%	\$ 11,468.19	\$ 11,598.26	1.13%	\$ 1,637.42	\$ 1,710.10
MGS-S Customer 3856	\$ 3,645.78	\$ 3,777.43	3.61%	\$ 13,363.90	\$ 13,495.55	0.99%	\$ 1,748.25	\$ 1,821.74
MGS-S Customer 3857	\$ 12,192.83	\$ 12,365.29	1.41%	\$ 25,127.48	\$ 25,299.94	0.69%	\$ 4,633.10	\$ 4,780.87
MGS-S Customer 3858	\$ 7,048.28	\$ 7,195.58	2.09%	\$ 21,563.19	\$ 21,710.49	0.68%	\$ 2,860.74	\$ 2,977.90
MGS-S Customer 3859	\$ 3,042.60	\$ 3,171.62	4.24%	\$ 9,937.61	\$ 10,066.63	1.30%	\$ 1,562.28	\$ 1,631.50
MGS-S Customer 3860	\$ 3,311.05	\$ 3,441.49	3.94%	\$ 8,703.50	\$ 8,833.94	1.50%	\$ 1,663.19	\$ 1,736.08
MGS-S Customer 3861	\$ 3,657.61	\$ 3,789.53	3.61%	\$ 11,233.52	\$ 11,365.44	1.17%	\$ 1,767.49	\$ 1,841.02
MGS-S Customer 3862	\$ 3,620.22	\$ 3,751.89	3.64%	\$ 11,417.57	\$ 11,549.24	1.15%	\$ 1,750.77	\$ 1,827.08
MGS-S Customer 3863	\$ 16,723.78	\$ 16,947.40	1.34%	\$ 45,052.03	\$ 45,275.65	0.50%	\$ 6,273.85	\$ 6,460.36
MGS-S Customer 3864	\$ 9,922.38	\$ 10,082.79	1.62%	\$ 32,701.98	\$ 32,862.39	0.49%	\$ 3,785.40	\$ 3,920.61
MGS-S Customer 3865	\$ 7,828.44	\$ 7,979.87	1.93%	\$ 23,541.98	\$ 23,693.41	0.64%	\$ 3,139.67	\$ 3,235.53
MGS-S Customer 3866	\$ 2,740.43	\$ 2,842.23	3.71%	\$ 5,514.64	\$ 5,616.44	1.85%	\$ 1,377.22	\$ 1,405.65
MGS-S Customer 3867	\$ 3,172.56	\$ 3,301.68	4.07%	\$ 11,966.29	\$ 12,095.41	1.08%	\$ 1,578.11	\$ 1,667.52
MGS-S Customer 3868	\$ 23,174.83	\$ 23,453.44	1.20%	\$ 70,137.20	\$ 70,415.81	0.40%	\$ 8,578.04	\$ 8,718.67
MGS-S Customer 3869	\$ 1,412.11	\$ 1,507.23	6.74%	\$ 4,010.58	\$ 4,105.70	2.37%	\$ 912.54	\$ 947.34
MGS-S Customer 3870	\$ 20,720.86	\$ 20,928.19	1.00%	\$ 90,942.74	\$ 91,150.07	0.23%	\$ 7,111.75	\$ 7,355.27
MGS-S Customer 3871	\$ 4,422.96	\$ 4,558.03	3.05%	\$ 15,887.60	\$ 16,022.67	0.85%	\$ 1,993.88	\$ 2,082.28
MGS-S Customer 3872	\$ 22,077.07	\$ 22,295.01	0.99%	\$ 60,689.05	\$ 60,906.99	0.36%	\$ 7,835.93	\$ 8,041.44
MGS-S Customer 3873	\$ 6,701.14	\$ 6,819.61	1.77%	\$ 25,086.39	\$ 25,204.86	0.47%	\$ 2,577.41	\$ 2,687.07
MGS-S Customer 3874	\$ 14,653.24	\$ 14,807.85	1.06%	\$ 52,814.91	\$ 52,969.52	0.29%	\$ 5,137.57	\$ 5,322.79
MGS-S Customer 3875	\$ 2,905.23	\$ 3,033.67	4.42%	\$ 9,070.90	\$ 9,199.34	1.42%	\$ 1,521.09	\$ 1,588.63
MGS-S Customer 3876	\$ 7,719.61	\$ 7,870.25	1.95%	\$ 18,619.79	\$ 18,770.43	0.81%	\$ 3,103.52	\$ 3,240.78
MGS-S Customer 3877	\$ 5,565.49	\$ 5,719.72	2.77%	\$ 8,170.70	\$ 8,324.93	1.89%	\$ 2,532.08	\$ 2,629.05

Internal Use

Customer	Delivery 1/24 Prices	Delivery 8/24 Prices	Delivery % Difference	Bundled 1/24 Prices	Bundled 8/24 Prices	Bundled % Difference	Distribution 8/24 Prices	Distribution 1/25 Prices
MGS-S Customer 3878	\$ 4,114.66	\$ 4,221.83	2.60%	\$ 13,099.21	\$ 13,206.38	0.82%	\$ 1,773.27	\$ 1,848.71
MGS-S Customer 3879	\$ 19,196.58	\$ 19,397.82	1.05%	\$ 78,293.75	\$ 78,494.99	0.26%	\$ 6,677.65	\$ 6,900.66
MGS-S Customer 3880	\$ 2,879.99	\$ 2,981.68	3.53%	\$ 8,044.02	\$ 8,145.71	1.26%	\$ 1,383.45	\$ 1,444.13
MGS-S Customer 3881	\$ 5,250.24	\$ 5,362.47	2.14%	\$ 16,946.04	\$ 17,058.27	0.66%	\$ 2,134.51	\$ 2,227.31
MGS-S Customer 3882	\$ 7,029.72	\$ 7,149.85	1.71%	\$ 27,234.51	\$ 27,354.64	0.44%	\$ 2,688.33	\$ 2,785.51
MGS-S Customer 3883	\$ 39,015.40	\$ 39,312.87	0.76%	\$ 134,037.07	\$ 134,334.54	0.22%	\$ 13,216.79	\$ 13,580.12
MGS-S Customer 3884	\$ 5,899.08	\$ 6,014.77	1.96%	\$ 16,500.23	\$ 16,615.92	0.70%	\$ 2,373.14	\$ 2,458.63
MGS-S Customer 3885	\$ 4,875.70	\$ 4,986.28	2.27%	\$ 17,998.65	\$ 18,109.23	0.61%	\$ 2,010.29	\$ 2,082.88
MGS-S Customer 3886	\$ 3,868.59	\$ 4,001.74	3.44%	\$ 10,978.42	\$ 11,111.57	1.21%	\$ 1,849.64	\$ 1,915.98
MGS-S Customer 3887	\$ 29,238.33	\$ 29,485.12	0.84%	\$ 122,587.18	\$ 122,833.97	0.20%	\$ 9,881.27	\$ 10,153.31
MGS-S Customer 3888	\$ 4,441.78	\$ 4,550.67	2.45%	\$ 14,021.65	\$ 14,130.54	0.78%	\$ 1,889.42	\$ 1,956.11
MGS-S Customer 3889	\$ 5,254.17	\$ 5,393.24	2.65%	\$ 17,257.68	\$ 17,396.75	0.81%	\$ 2,275.18	\$ 2,367.82
MGS-S Customer 3890	\$ 15,680.65	\$ 15,867.15	1.19%	\$ 45,818.83	\$ 46,005.33	0.41%	\$ 5,653.55	\$ 5,888.11
MGS-S Customer 3891	\$ 13,741.16	\$ 13,920.23	1.30%	\$ 32,635.80	\$ 32,814.87	0.55%	\$ 5,106.91	\$ 5,281.82
MGS-S Customer 3892	\$ 4,851.52	\$ 4,962.28	2.28%	\$ 6,784.86	\$ 6,895.62	1.63%	\$ 2,044.20	\$ 2,163.86
MGS-S Customer 3893	\$ 4,269.58	\$ 4,377.29	2.52%	\$ 16,336.05	\$ 16,443.76	0.66%	\$ 1,808.79	\$ 1,879.66
MGS-S Customer 3894	\$ 3,128.11	\$ 3,231.49	3.30%	\$ 8,225.41	\$ 8,328.79	1.26%	\$ 1,490.12	\$ 1,525.17
MGS-S Customer 3895	\$ 2,422.83	\$ 2,523.14	4.14%	\$ 4,562.87	\$ 4,663.18	2.20%	\$ 1,272.01	\$ 1,299.80
MGS-S Customer 3896	\$ 4,517.07	\$ 4,626.46	2.42%	\$ 12,485.48	\$ 12,594.87	0.88%	\$ 1,925.26	\$ 1,994.11
MGS-S Customer 3897	\$ 1,783.65	\$ 1,881.01	5.46%	\$ 3,374.89	\$ 3,472.25	2.88%	\$ 1,061.42	\$ 1,079.87
MGS-S Customer 3898	\$ 4,194.37	\$ 4,302.26	2.57%	\$ 10,533.72	\$ 10,641.61	1.02%	\$ 1,822.07	\$ 1,894.43
MGS-S Customer 3899	\$ 3,394.61	\$ 3,499.52	3.09%	\$ 7,968.70	\$ 8,073.61	1.32%	\$ 1,593.31	\$ 1,619.41
MGS-S Customer 3900	\$ 2,217.39	\$ 2,342.82	5.66%	\$ 6,043.97	\$ 6,169.40	2.08%	\$ 1,306.65	\$ 1,364.39
MGS-S Customer 3901	\$ 6,621.48	\$ 6,766.98	2.20%	\$ 22,732.66	\$ 22,878.16	0.64%	\$ 2,722.89	\$ 2,812.56
MGS-S Customer 3902	\$ 6,177.38	\$ 6,321.07	2.33%	\$ 17,804.85	\$ 17,948.54	0.81%	\$ 2,597.94	\$ 2,690.91
MGS-S Customer 3903	\$ 5,697.97	\$ 5,812.56	2.01%	\$ 16,645.46	\$ 16,760.05	0.69%	\$ 2,297.76	\$ 2,387.26
MGS-S Customer 3904	\$ 3,238.63	\$ 3,368.83	4.02%	\$ 9,216.91	\$ 9,347.11	1.41%	\$ 1,641.72	\$ 1,704.66
MGS-S Customer 3905	\$ 6,166.86	\$ 6,309.58	2.31%	\$ 22,602.55	\$ 22,745.27	0.63%	\$ 2,541.51	\$ 2,658.38
MGS-S Customer 3906	\$ 8,611.63	\$ 8,766.94	1.80%	\$ 17,551.62	\$ 17,706.93	0.88%	\$ 3,428.80	\$ 3,563.68
MGS-S Customer 3907	\$ 9,755.71	\$ 9,916.22	1.65%	\$ 26,415.35	\$ 26,575.86	0.61%	\$ 3,784.47	\$ 3,902.36
MGS-S Customer 3908	\$ 5,149.03	\$ 5,260.92	2.17%	\$ 14,164.20	\$ 14,276.09	0.79%	\$ 2,113.49	\$ 2,212.51
MGS-S Customer 3909	\$ 20,071.27	\$ 20,279.88	1.04%	\$ 41,237.47	\$ 41,446.08	0.51%	\$ 7,213.28	\$ 7,482.72
MGS-S Customer 3910	\$ 8,507.22	\$ 8,662.23	1.82%	\$ 20,884.26	\$ 21,039.27	0.74%	\$ 3,393.22	\$ 3,496.23
MGS-S Customer 3911	\$ 13,757.30	\$ 13,934.84	1.29%	\$ 45,559.16	\$ 45,736.70	0.39%	\$ 5,007.34	\$ 5,199.85
MGS-S Customer 3912	\$ 7,069.33	\$ 7,217.29	2.09%	\$ 22,280.11	\$ 22,428.07	0.66%	\$ 2,890.81	\$ 2,972.65
MGS-S Customer 3913	\$ 4,411.22	\$ 4,546.87	3.08%	\$ 11,169.46	\$ 11,305.11	1.21%	\$ 2,030.22	\$ 2,109.57
MGS-S Customer 3914	\$ 10,443.84	\$ 10,579.14	1.30%	\$ 40,731.71	\$ 40,867.01	0.33%	\$ 3,767.35	\$ 3,908.29
MGS-S Customer 3915	\$ 5,757.13	\$ 5,871.75	1.99%	\$ 19,999.41	\$ 20,114.03	0.57%	\$ 2,297.97	\$ 2,383.64
MGS-S Customer 3916	\$ 6,923.70	\$ 7,043.10	1.72%	\$ 29,775.06	\$ 29,894.46	0.40%	\$ 2,635.73	\$ 2,729.18
MGS-S Customer 3917	\$ 6,600.02	\$ 6,745.34	2.20%	\$ 21,684.31	\$ 21,829.63	0.67%	\$ 2,715.20	\$ 2,814.45

Internal Use

Customer	Delivery 1/24 Prices	Delivery 8/24 Prices	Delivery % Difference	Bundled 1/24 Prices	Bundled 8/24 Prices	Bundled % Difference	Distribution 8/24 Prices	Distribution 1/25 Prices
MGS-S Customer 3918	\$ 17,179.34	\$ 17,371.33	1.12%	\$ 69,502.96	\$ 69,694.95	0.28%	\$ 6,029.47	\$ 6,247.56
MGS-S Customer 3919	\$ 6,349.12	\$ 6,494.00	2.28%	\$ 16,619.14	\$ 16,764.02	0.87%	\$ 2,676.19	\$ 2,757.62
MGS-S Customer 3920	\$ 50,871.22	\$ 51,254.79	0.75%	\$ 200,588.62	\$ 200,972.19	0.19%	\$ 17,094.12	\$ 17,562.52
MGS-S Customer 3921	\$ 7,162.24	\$ 7,283.24	1.69%	\$ 25,716.60	\$ 25,837.60	0.47%	\$ 2,747.64	\$ 2,842.72
MGS-S Customer 3922	\$ 5,345.91	\$ 5,458.49	2.11%	\$ 19,980.80	\$ 20,093.38	0.56%	\$ 2,154.81	\$ 2,237.52
MGS-S Customer 3923	\$ 6,742.52	\$ 6,901.93	2.36%	\$ 23,964.34	\$ 24,123.75	0.67%	\$ 2,856.61	\$ 2,932.29
MGS-S Customer 3924	\$ 7,717.05	\$ 7,867.28	1.95%	\$ 27,841.17	\$ 27,991.40	0.54%	\$ 3,061.53	\$ 3,167.93
MGS-S Customer 3925	\$ 6,447.14	\$ 6,591.70	2.24%	\$ 22,946.81	\$ 23,091.37	0.63%	\$ 2,658.35	\$ 2,749.67
MGS-S Customer 3926	\$ 3,401.31	\$ 3,505.40	3.06%	\$ 10,064.25	\$ 10,168.34	1.03%	\$ 1,551.93	\$ 1,614.92
MGS-S Customer 3927	\$ 6,209.79	\$ 6,326.43	1.88%	\$ 21,059.27	\$ 21,175.91	0.55%	\$ 2,443.21	\$ 2,538.49
MGS-S Customer 3928	\$ 4,343.68	\$ 4,479.05	3.12%	\$ 11,089.81	\$ 11,225.18	1.22%	\$ 2,009.10	\$ 2,085.61
MGS-S Customer 3929	\$ 5,192.31	\$ 5,331.82	2.69%	\$ 10,690.33	\$ 10,829.84	1.31%	\$ 2,303.73	\$ 2,391.31
MGS-S Customer 3930	\$ 9,834.23	\$ 9,967.40	1.35%	\$ 31,217.65	\$ 31,350.82	0.43%	\$ 3,618.97	\$ 3,759.76
MGS-S Customer 3931	\$ 7,951.68	\$ 8,103.16	1.91%	\$ 21,096.57	\$ 21,248.05	0.72%	\$ 3,164.57	\$ 3,306.40
MGS-S Customer 3932	\$ 8,655.16	\$ 8,809.51	1.78%	\$ 31,050.84	\$ 31,205.19	0.50%	\$ 3,356.72	\$ 3,481.31
MGS-S Customer 3933	\$ 13,496.40	\$ 13,673.37	1.31%	\$ 34,548.34	\$ 34,725.31	0.51%	\$ 4,977.54	\$ 5,189.64
MGS-S Customer 3934	\$ 6,824.23	\$ 6,970.97	2.15%	\$ 16,517.10	\$ 16,663.84	0.89%	\$ 2,819.99	\$ 2,933.50
MGS-S Customer 3935	\$ 5,402.60	\$ 5,542.26	2.59%	\$ 19,727.61	\$ 19,867.27	0.71%	\$ 2,314.22	\$ 2,401.79
MGS-S Customer 3936	\$ 3,807.31	\$ 3,913.49	2.79%	\$ 12,630.06	\$ 12,736.24	0.84%	\$ 1,690.60	\$ 1,736.91
MGS-S Customer 3937	\$ 6,104.21	\$ 6,247.37	2.35%	\$ 12,845.77	\$ 12,988.93	1.11%	\$ 2,578.18	\$ 2,708.08
MGS-S Customer 3938	\$ 7,152.68	\$ 7,300.88	2.07%	\$ 16,464.94	\$ 16,613.14	0.90%	\$ 2,927.87	\$ 3,052.58
MGS-S Customer 3939	\$ 4,033.53	\$ 4,167.50	3.32%	\$ 10,167.20	\$ 10,301.17	1.32%	\$ 1,909.86	\$ 1,981.20
MGS-S Customer 3940	\$ 8,835.87	\$ 8,964.23	1.45%	\$ 33,478.32	\$ 33,606.68	0.38%	\$ 3,270.63	\$ 3,384.42
MGS-S Customer 3941	\$ 3,726.71	\$ 3,859.30	3.56%	\$ 8,818.30	\$ 8,950.89	1.50%	\$ 1,812.44	\$ 1,881.65
MGS-S Customer 3942	\$ 14,876.51	\$ 15,064.08	1.26%	\$ 38,689.06	\$ 38,876.63	0.48%	\$ 5,496.17	\$ 5,659.73
MGS-S Customer 3943	\$ 3,289.45	\$ 3,419.76	3.96%	\$ 10,453.78	\$ 10,584.09	1.25%	\$ 1,649.91	\$ 1,714.18
MGS-S Customer 3944	\$ 16,901.26	\$ 17,176.45	1.63%	\$ 22,253.37	\$ 22,528.56	1.24%	\$ 6,848.84	\$ 6,997.12
MGS-S Customer 3945	\$ 4,331.93	\$ 4,467.29	3.12%	\$ 10,360.48	\$ 10,495.84	1.31%	\$ 2,009.09	\$ 2,086.89
MGS-S Customer 3946	\$ 20,671.40	\$ 20,880.51	1.01%	\$ 76,185.26	\$ 76,394.37	0.27%	\$ 7,222.39	\$ 7,435.70
MGS-S Customer 3947	\$ 5,691.26	\$ 5,805.53	2.01%	\$ 20,361.00	\$ 20,475.27	0.56%	\$ 2,273.09	\$ 2,357.48
MGS-S Customer 3948	\$ 3,435.55	\$ 3,539.64	3.03%	\$ 11,912.66	\$ 12,016.75	0.87%	\$ 1,551.53	\$ 1,613.80
MGS-S Customer 3949	\$ 9,846.25	\$ 10,006.22	1.62%	\$ 33,751.47	\$ 33,911.44	0.47%	\$ 3,753.02	\$ 3,885.68
MGS-S Customer 3950	\$ 8,308.17	\$ 8,461.15	1.84%	\$ 25,182.63	\$ 25,335.61	0.61%	\$ 3,266.85	\$ 3,402.34
MGS-S Customer 3951	\$ 5,066.24	\$ 5,178.18	2.21%	\$ 13,551.46	\$ 13,663.40	0.83%	\$ 2,106.46	\$ 2,182.59
MGS-S Customer 3952	\$ 4,636.57	\$ 4,773.40	2.95%	\$ 11,940.30	\$ 12,077.13	1.15%	\$ 2,109.55	\$ 2,182.53
MGS-S Customer 3953	\$ 5,628.28	\$ 5,742.38	2.03%	\$ 18,799.57	\$ 18,913.67	0.61%	\$ 2,261.53	\$ 2,346.32
MGS-S Customer 3954	\$ 7,419.36	\$ 7,568.87	2.02%	\$ 20,601.62	\$ 20,751.13	0.73%	\$ 3,009.59	\$ 3,113.16
MGS-S Customer 3955	\$ 5,051.92	\$ 5,190.08	2.73%	\$ 16,823.13	\$ 16,961.29	0.82%	\$ 2,209.73	\$ 2,298.43
MGS-S Customer 3956	\$ 6,994.60	\$ 7,141.62	2.10%	\$ 23,202.22	\$ 23,349.24	0.63%	\$ 2,837.45	\$ 2,945.27
MGS-S Customer 3957	\$ 7,261.09	\$ 7,409.92	2.05%	\$ 17,933.89	\$ 18,082.72	0.83%	\$ 2,965.90	\$ 3,077.80

Internal Use

Customer	Delivery 1/24 Prices	Delivery 8/24 Prices	Delivery % Difference	Bundled 1/24 Prices	Bundled 8/24 Prices	Bundled % Difference	Distribution 8/24 Prices	Distribution 1/25 Prices
MGS-S Customer 3958	\$ 2,533.38	\$ 2,634.07	3.97%	\$ 6,121.60	\$ 6,222.29	1.64%	\$ 1,299.12	\$ 1,328.18
MGS-S Customer 3959	\$ 3,546.48	\$ 3,677.89	3.71%	\$ 10,309.97	\$ 10,441.38	1.27%	\$ 1,732.57	\$ 1,808.79
MGS-S Customer 3960	\$ 10,315.76	\$ 10,479.56	1.59%	\$ 28,607.09	\$ 28,770.89	0.57%	\$ 3,996.87	\$ 4,076.99
MGS-S Customer 3961	\$ 4,305.92	\$ 4,414.02	2.51%	\$ 15,113.55	\$ 15,221.65	0.72%	\$ 1,833.81	\$ 1,900.22
MGS-S Customer 3962	\$ 4,691.29	\$ 4,828.71	2.93%	\$ 11,300.30	\$ 11,437.72	1.22%	\$ 2,144.43	\$ 2,203.42
MGS-S Customer 3963	\$ 6,729.54	\$ 6,848.55	1.77%	\$ 24,582.10	\$ 24,701.11	0.48%	\$ 2,606.61	\$ 2,696.40
MGS-S Customer 3964	\$ 2,533.77	\$ 2,634.62	3.98%	\$ 4,972.39	\$ 5,073.24	2.03%	\$ 1,309.42	\$ 1,335.90
MGS-S Customer 3965	\$ 1,707.12	\$ 1,803.82	5.66%	\$ 3,778.83	\$ 3,875.53	2.56%	\$ 1,021.50	\$ 1,052.65
MGS-S Customer 3966	\$ 10,660.93	\$ 10,824.83	1.54%	\$ 36,155.44	\$ 36,319.34	0.45%	\$ 4,026.68	\$ 4,156.51
MGS-S Customer 3967	\$ 1,828.86	\$ 1,925.74	5.30%	\$ 5,394.46	\$ 5,491.34	1.80%	\$ 1,041.15	\$ 1,087.63
MGS-S Customer 3968	\$ 5,009.15	\$ 5,120.28	2.22%	\$ 17,841.42	\$ 17,952.55	0.62%	\$ 2,052.27	\$ 2,133.00
MGS-S Customer 3969	\$ 6,422.44	\$ 6,566.55	2.24%	\$ 20,161.50	\$ 20,305.61	0.71%	\$ 2,642.55	\$ 2,768.01
MGS-S Customer 3970	\$ 51,955.62	\$ 52,300.15	0.66%	\$ 235,314.53	\$ 235,659.06	0.15%	\$ 16,862.37	\$ 17,472.01
MGS-S Customer 3971	\$ 4,364.88	\$ 4,473.67	2.49%	\$ 10,234.60	\$ 10,343.39	1.06%	\$ 1,884.81	\$ 1,956.85
MGS-S Customer 3972	\$ 55,120.49	\$ 55,483.48	0.66%	\$ 219,888.70	\$ 220,251.69	0.17%	\$ 18,130.12	\$ 18,691.39
MGS-S Customer 3973	\$ 11,436.77	\$ 11,604.55	1.47%	\$ 35,844.86	\$ 36,012.64	0.47%	\$ 4,300.18	\$ 4,434.36
MGS-S Customer 3974	\$ 771.87	\$ 863.99	11.93%	\$ 1,130.43	\$ 1,222.55	8.15%	\$ 704.23	\$ 741.58
MGS-S Customer 3975	\$ 630.20	\$ 721.28	14.45%	\$ 5,122.13	\$ 5,213.21	1.78%	\$ 629.64	\$ 662.11
MGS-S Customer 3976	\$ 3,960.47	\$ 4,066.66	2.68%	\$ 13,295.13	\$ 13,401.32	0.80%	\$ 1,709.00	\$ 1,795.00
MGS-S Customer 3977	\$ 18,173.78	\$ 18,408.35	1.29%	\$ 52,836.81	\$ 53,071.38	0.44%	\$ 6,745.31	\$ 6,956.42
MGS-S Customer 3978	\$ 3,380.39	\$ 3,485.46	3.11%	\$ 7,471.03	\$ 7,576.10	1.41%	\$ 1,599.51	\$ 1,615.78
MGS-S Customer 3979	\$ 2,183.87	\$ 2,282.94	4.54%	\$ 5,343.26	\$ 5,442.33	1.85%	\$ 1,184.37	\$ 1,208.97
MGS-S Customer 3980	\$ 15,207.68	\$ 15,391.52	1.21%	\$ 53,764.81	\$ 53,948.65	0.34%	\$ 5,453.60	\$ 5,657.85
MGS-S Customer 3981	\$ 10,700.81	\$ 10,863.68	1.52%	\$ 45,199.30	\$ 45,362.17	0.36%	\$ 3,962.60	\$ 4,110.52
MGS-S Customer 3982	\$ 18,396.05	\$ 18,594.98	1.08%	\$ 59,750.36	\$ 59,949.29	0.33%	\$ 6,519.40	\$ 6,750.14
MGS-S Customer 3983	\$ 2,033.06	\$ 2,130.83	4.81%	\$ 3,733.30	\$ 3,831.07	2.62%	\$ 1,111.46	\$ 1,175.48
MGS-S Customer 3984	\$ 15,937.03	\$ 16,124.08	1.17%	\$ 67,241.42	\$ 67,428.47	0.28%	\$ 5,655.02	\$ 5,810.08
MGS-S Customer 3985	\$ 9,668.10	\$ 9,827.11	1.64%	\$ 35,263.96	\$ 35,422.97	0.45%	\$ 3,683.62	\$ 3,810.68
MGS-S Customer 3986	\$ 6,989.54	\$ 7,137.10	2.11%	\$ 18,420.48	\$ 18,568.04	0.80%	\$ 2,872.89	\$ 2,976.39
MGS-S Customer 3987	\$ 4,255.41	\$ 4,363.21	2.53%	\$ 14,968.66	\$ 15,076.46	0.72%	\$ 1,814.59	\$ 1,884.01
MGS-S Customer 3988	\$ 1,832.30	\$ 1,929.48	5.30%	\$ 4,671.30	\$ 4,768.48	2.08%	\$ 1,056.94	\$ 1,091.37
MGS-S Customer 3989	\$ 5,995.93	\$ 6,138.46	2.38%	\$ 18,660.91	\$ 18,803.44	0.76%	\$ 2,521.06	\$ 2,622.41
MGS-S Customer 3990	\$ 23,694.35	\$ 23,917.61	0.94%	\$ 80,131.46	\$ 80,354.72	0.28%	\$ 8,230.93	\$ 8,487.48
MGS-S Customer 3991	\$ 749.18	\$ 841.19	12.28%	\$ 1,133.11	\$ 1,225.12	8.12%	\$ 696.57	\$ 733.42
MGS-S Customer 3992	\$ 5,011.38	\$ 5,122.95	2.23%	\$ 13,933.43	\$ 14,045.00	0.80%	\$ 2,082.17	\$ 2,161.06
MGS-S Customer 3993	\$ 40,130.22	\$ 40,426.98	0.74%	\$ 152,657.08	\$ 152,953.84	0.19%	\$ 13,427.89	\$ 13,823.82
MGS-S Customer 3994	\$ 6,321.49	\$ 6,466.04	2.29%	\$ 15,855.65	\$ 16,000.20	0.91%	\$ 2,659.95	\$ 2,756.51
MGS-S Customer 3995	\$ 18,213.85	\$ 18,410.85	1.08%	\$ 61,172.42	\$ 61,369.42	0.32%	\$ 6,406.78	\$ 6,686.04
MGS-S Customer 3996	\$ 8,534.62	\$ 8,662.62	1.50%	\$ 22,577.85	\$ 22,705.85	0.57%	\$ 3,244.16	\$ 3,354.08
MGS-S Customer 3997	\$ 5,193.20	\$ 5,305.38	2.16%	\$ 15,946.33	\$ 16,058.51	0.70%	\$ 2,127.45	\$ 2,212.53

Internal Use

Customer	Delivery 1/24 Prices	Delivery 8/24 Prices	Delivery % Difference	Bundled 1/24 Prices	Bundled 8/24 Prices	Bundled % Difference	Distribution 8/24 Prices	Distribution 1/25 Prices
MGS-S Customer 3998	\$ 8,965.48	\$ 9,095.05	1.45%	\$ 22,124.08	\$ 22,253.65	0.59%	\$ 3,370.49	\$ 3,517.96
MGS-S Customer 3999	\$ 14,585.39	\$ 14,767.01	1.25%	\$ 44,969.01	\$ 45,150.63	0.40%	\$ 5,297.42	\$ 5,499.25
MGS-S Customer 4000	\$ 6,266.65	\$ 6,383.50	1.86%	\$ 23,258.69	\$ 23,375.54	0.50%	\$ 2,454.73	\$ 2,541.14
MGS-S Customer 4001	\$ 6,034.15	\$ 6,150.53	1.93%	\$ 16,616.22	\$ 16,732.60	0.70%	\$ 2,420.39	\$ 2,505.57
MGS-S Customer 4002	\$ 3,629.52	\$ 3,734.99	2.91%	\$ 9,038.53	\$ 9,144.00	1.17%	\$ 1,645.71	\$ 1,701.41
MGS-S Customer 4003	\$ 22,952.71	\$ 23,172.44	0.96%	\$ 80,555.31	\$ 80,775.04	0.27%	\$ 7,977.39	\$ 8,218.55
MGS-S Customer 4004	\$ 5,037.24	\$ 5,175.75	2.75%	\$ 10,664.95	\$ 10,803.46	1.30%	\$ 2,239.15	\$ 2,339.30
MGS-S Customer 4005	\$ 2,239.75	\$ 2,337.14	4.35%	\$ 18,068.81	\$ 18,166.20	0.54%	\$ 1,084.55	\$ 1,146.80
MGS-S Customer 4006	\$ 2,804.18	\$ 2,905.69	3.62%	\$ 7,173.62	\$ 7,275.13	1.42%	\$ 1,367.96	\$ 1,422.02
MGS-S Customer 4007	\$ 3,835.86	\$ 3,942.25	2.77%	\$ 9,390.90	\$ 9,497.29	1.13%	\$ 1,712.07	\$ 1,773.13
MGS-S Customer 4008	\$ 11,361.52	\$ 11,501.82	1.23%	\$ 36,986.18	\$ 37,126.48	0.38%	\$ 4,117.93	\$ 4,259.98
MGS-S Customer 4009	\$ 19,970.52	\$ 20,174.98	1.02%	\$ 85,237.93	\$ 85,442.39	0.24%	\$ 6,902.10	\$ 7,125.66
MGS-S Customer 4010	\$ 4,763.74	\$ 4,874.97	2.33%	\$ 9,028.06	\$ 9,139.29	1.23%	\$ 2,047.77	\$ 2,102.99
MGS-S Customer 4011	\$ 6,705.25	\$ 6,825.53	1.79%	\$ 13,433.09	\$ 13,553.37	0.90%	\$ 2,688.58	\$ 2,763.51
MGS-S Customer 4012	\$ 10,269.80	\$ 10,431.60	1.58%	\$ 36,184.80	\$ 36,346.60	0.45%	\$ 3,882.78	\$ 4,019.24
MGS-S Customer 4013	\$ 7,221.33	\$ 7,368.91	2.04%	\$ 27,350.02	\$ 27,497.60	0.54%	\$ 2,881.13	\$ 2,998.18
MGS-S Customer 4014	\$ 13,573.98	\$ 13,751.17	1.31%	\$ 46,628.17	\$ 46,805.36	0.38%	\$ 4,965.81	\$ 5,118.84
MGS-S Customer 4015	\$ 4,347.65	\$ 4,455.44	2.48%	\$ 18,217.77	\$ 18,325.56	0.59%	\$ 1,817.60	\$ 1,895.50
MGS-S Customer 4016	\$ 15,932.21	\$ 16,120.62	1.18%	\$ 45,028.31	\$ 45,216.72	0.42%	\$ 5,772.54	\$ 5,976.08
MGS-S Customer 4017	\$ 2,715.27	\$ 2,842.90	4.70%	\$ 7,953.12	\$ 8,080.75	1.60%	\$ 1,463.80	\$ 1,528.72
MGS-S Customer 4018	\$ 31,231.11	\$ 31,549.70	1.02%	\$ 93,573.37	\$ 93,891.96	0.34%	\$ 11,163.17	\$ 11,471.88
MGS-S Customer 4019	\$ 40,953.97	\$ 41,252.19	0.73%	\$ 167,978.60	\$ 168,276.82	0.18%	\$ 13,560.18	\$ 14,021.06
MGS-S Customer 4020	\$ 15,066.16	\$ 15,250.66	1.22%	\$ 44,637.60	\$ 44,822.10	0.41%	\$ 5,487.82	\$ 5,666.92
MGS-S Customer 4021	\$ 3,089.19	\$ 3,192.16	3.33%	\$ 5,938.24	\$ 6,041.21	1.73%	\$ 1,473.06	\$ 1,532.93
MGS-S Customer 4022	\$ 3,913.06	\$ 4,019.02	2.71%	\$ 12,505.69	\$ 12,611.65	0.85%	\$ 1,695.04	\$ 1,784.56
MGS-S Customer 4023	\$ 11,541.86	\$ 11,710.13	1.46%	\$ 38,663.48	\$ 38,831.75	0.44%	\$ 4,327.53	\$ 4,448.84
MGS-S Customer 4024	\$ 7,501.48	\$ 7,623.85	1.63%	\$ 27,538.76	\$ 27,661.13	0.44%	\$ 2,847.88	\$ 2,951.86
MGS-S Customer 4025	\$ 10,245.21	\$ 10,380.37	1.32%	\$ 33,822.15	\$ 33,957.31	0.40%	\$ 3,753.28	\$ 3,884.85
MGS-S Customer 4026	\$ 570.78	\$ 662.00	15.98%	\$ 653.05	\$ 744.27	13.97%	\$ 639.72	\$ 672.85
MGS-S Customer 4027	\$ 11,582.23	\$ 11,751.43	1.46%	\$ 28,232.73	\$ 28,401.93	0.60%	\$ 4,401.16	\$ 4,540.96
MGS-S Customer 4028	\$ 4,592.63	\$ 4,728.98	2.97%	\$ 14,049.09	\$ 14,185.44	0.97%	\$ 2,077.25	\$ 2,152.54
MGS-S Customer 4029	\$ 3,414.41	\$ 3,519.42	3.08%	\$ 7,309.20	\$ 7,414.21	1.44%	\$ 1,601.73	\$ 1,631.99
MGS-S Customer 4030	\$ 5,147.37	\$ 5,259.71	2.18%	\$ 15,997.39	\$ 16,109.73	0.70%	\$ 2,128.51	\$ 2,191.07
MGS-S Customer 4031	\$ 5,847.52	\$ 5,989.23	2.42%	\$ 19,001.55	\$ 19,143.26	0.75%	\$ 2,464.44	\$ 2,567.90
MGS-S Customer 4032	\$ 4,104.29	\$ 4,238.07	3.26%	\$ 14,553.25	\$ 14,687.03	0.92%	\$ 1,898.99	\$ 1,976.55
MGS-S Customer 4033	\$ 4,417.04	\$ 4,552.62	3.07%	\$ 12,368.19	\$ 12,503.77	1.10%	\$ 2,024.82	\$ 2,102.87
MGS-S Customer 4034	\$ 5,701.60	\$ 5,816.27	2.01%	\$ 16,808.03	\$ 16,922.70	0.68%	\$ 2,301.11	\$ 2,386.51
MGS-S Customer 4035	\$ 5,874.73	\$ 5,990.49	1.97%	\$ 13,972.02	\$ 14,087.78	0.83%	\$ 2,379.23	\$ 2,468.79
MGS-S Customer 4036	\$ 8,678.78	\$ 8,833.74	1.79%	\$ 25,041.34	\$ 25,196.30	0.62%	\$ 3,402.68	\$ 3,533.57
MGS-S Customer 4037	\$ 8,138.87	\$ 8,263.83	1.54%	\$ 34,029.30	\$ 34,154.26	0.37%	\$ 3,028.04	\$ 3,131.50

Internal Use

Customer	Delivery 1/24 Prices	Delivery 8/24 Prices	Delivery % Difference	Bundled 1/24 Prices	Bundled 8/24 Prices	Bundled % Difference	Distribution 8/24 Prices	Distribution 1/25 Prices
MGS-S Customer 4038	\$ 4,839.73	\$ 4,977.17	2.84%	\$ 15,389.35	\$ 15,526.79	0.89%	\$ 2,154.31	\$ 2,230.81
MGS-S Customer 4039	\$ 4,391.15	\$ 4,526.46	3.08%	\$ 13,831.73	\$ 13,967.04	0.98%	\$ 2,005.77	\$ 2,083.21
MGS-S Customer 4040	\$ 24,215.46	\$ 24,441.51	0.93%	\$ 72,535.28	\$ 72,761.33	0.31%	\$ 8,441.67	\$ 8,733.35
MGS-S Customer 4041	\$ 5,723.87	\$ 5,838.07	2.00%	\$ 19,965.69	\$ 20,079.89	0.57%	\$ 2,275.43	\$ 2,375.13
MGS-S Customer 4042	\$ 5,392.06	\$ 5,531.70	2.59%	\$ 16,905.27	\$ 17,044.91	0.83%	\$ 2,319.31	\$ 2,421.12
MGS-S Customer 4043	\$ 3,831.90	\$ 3,964.91	3.47%	\$ 9,974.71	\$ 10,107.72	1.33%	\$ 1,841.40	\$ 1,910.74
MGS-S Customer 4044	\$ 7,573.14	\$ 7,725.39	2.01%	\$ 13,039.51	\$ 13,191.76	1.17%	\$ 3,170.04	\$ 3,206.70
MGS-S Customer 4045	\$ 10,939.89	\$ 11,106.35	1.52%	\$ 29,642.57	\$ 29,809.03	0.56%	\$ 4,192.96	\$ 4,295.49
MGS-S Customer 4046	\$ 8,220.76	\$ 8,373.54	1.86%	\$ 26,240.14	\$ 26,392.92	0.58%	\$ 3,243.22	\$ 3,359.82
MGS-S Customer 4047	\$ 18,913.93	\$ 19,114.38	1.06%	\$ 68,678.04	\$ 68,878.49	0.29%	\$ 6,630.75	\$ 6,872.75
MGS-S Customer 4048	\$ 6,204.39	\$ 6,321.05	1.88%	\$ 20,042.06	\$ 20,158.72	0.58%	\$ 2,446.64	\$ 2,544.29
MGS-S Customer 4049	\$ 7,118.16	\$ 7,266.24	2.08%	\$ 16,381.52	\$ 16,529.60	0.90%	\$ 2,918.13	\$ 3,040.43
MGS-S Customer 4050	\$ 4,905.80	\$ 5,043.43	2.81%	\$ 15,300.59	\$ 15,438.22	0.90%	\$ 2,171.20	\$ 2,256.80
MGS-S Customer 4051	\$ 11,883.05	\$ 12,027.40	1.21%	\$ 19,241.63	\$ 19,385.98	0.75%	\$ 4,411.02	\$ 4,574.99
MGS-S Customer 4052	\$ 13,349.87	\$ 13,524.94	1.31%	\$ 53,873.25	\$ 54,048.32	0.32%	\$ 4,823.59	\$ 4,991.39
MGS-S Customer 4053	\$ 8,721.89	\$ 8,877.47	1.78%	\$ 25,468.37	\$ 25,623.95	0.61%	\$ 3,434.87	\$ 3,540.32
MGS-S Customer 4054	\$ 3,450.68	\$ 3,554.70	3.01%	\$ 13,070.42	\$ 13,174.44	0.80%	\$ 1,547.51	\$ 1,611.29
MGS-S Customer 4055	\$ 3,899.82	\$ 4,032.99	3.41%	\$ 10,096.45	\$ 10,229.62	1.32%	\$ 1,857.29	\$ 1,935.93
MGS-S Customer 4056	\$ 11,375.04	\$ 11,540.88	1.46%	\$ 47,875.43	\$ 48,041.27	0.35%	\$ 4,175.02	\$ 4,332.33
MGS-S Customer 4057	\$ 34,036.49	\$ 34,306.28	0.79%	\$ 114,889.46	\$ 115,159.25	0.23%	\$ 11,541.86	\$ 11,932.31
MGS-S Customer 4058	\$ 4,533.32	\$ 4,669.62	3.01%	\$ 11,498.83	\$ 11,635.13	1.19%	\$ 2,074.06	\$ 2,149.66
MGS-S Customer 4059	\$ 6,215.22	\$ 6,359.59	2.32%	\$ 13,656.07	\$ 13,800.44	1.06%	\$ 2,644.00	\$ 2,732.77
MGS-S Customer 4060	\$ 8,684.58	\$ 8,882.70	2.28%	\$ 18,442.70	\$ 18,640.82	1.07%	\$ 3,773.82	\$ 3,849.41
MGS-S Customer 4061	\$ 3,999.49	\$ 4,133.03	3.34%	\$ 9,447.58	\$ 9,581.12	1.41%	\$ 1,887.72	\$ 1,978.42
MGS-S Customer 4062	\$ 14,359.62	\$ 14,540.21	1.26%	\$ 46,819.64	\$ 47,000.23	0.39%	\$ 5,217.78	\$ 5,402.51
MGS-S Customer 4063	\$ 4,759.51	\$ 4,897.12	2.89%	\$ 7,604.79	\$ 7,742.40	1.81%	\$ 2,171.27	\$ 2,260.20
MGS-S Customer 4064	\$ 5,866.79	\$ 6,008.54	2.42%	\$ 18,656.55	\$ 18,798.30	0.76%	\$ 2,469.55	\$ 2,578.31
MGS-S Customer 4065	\$ 5,760.82	\$ 5,901.95	2.45%	\$ 20,074.97	\$ 20,216.10	0.70%	\$ 2,424.97	\$ 2,529.93
MGS-S Customer 4066	\$ 7,768.32	\$ 7,918.81	1.94%	\$ 27,906.15	\$ 28,056.64	0.54%	\$ 3,078.99	\$ 3,185.69
MGS-S Customer 4067	\$ 12,919.94	\$ 13,093.73	1.35%	\$ 38,076.23	\$ 38,250.02	0.46%	\$ 4,752.54	\$ 4,959.43
MGS-S Customer 4068	\$ 3,415.79	\$ 3,519.84	3.05%	\$ 6,240.39	\$ 6,344.44	1.67%	\$ 1,562.49	\$ 1,653.07
MGS-S Customer 4069	\$ 5,167.39	\$ 5,279.70	2.17%	\$ 11,805.31	\$ 11,917.62	0.95%	\$ 2,140.49	\$ 2,234.66
MGS-S Customer 4070	\$ 4,832.44	\$ 4,970.83	2.86%	\$ 12,063.04	\$ 12,201.43	1.15%	\$ 2,153.56	\$ 2,269.29
MGS-S Customer 4071	\$ 1,836.92	\$ 1,960.52	6.73%	\$ 5,635.04	\$ 5,758.64	2.19%	\$ 1,177.28	\$ 1,231.89
MGS-S Customer 4072	\$ 16,422.95	\$ 16,613.50	1.16%	\$ 51,149.96	\$ 51,340.51	0.37%	\$ 5,914.89	\$ 6,103.23
MGS-S Customer 4073	\$ 38,181.92	\$ 38,466.71	0.75%	\$ 175,261.76	\$ 175,546.55	0.16%	\$ 12,586.72	\$ 12,971.55
MGS-S Customer 4074	\$ 9,811.07	\$ 9,943.70	1.35%	\$ 34,924.62	\$ 35,057.25	0.38%	\$ 3,582.42	\$ 3,725.90
MGS-S Customer 4075	\$ 22,217.95	\$ 22,434.63	0.98%	\$ 81,326.89	\$ 81,543.57	0.27%	\$ 7,744.75	\$ 7,943.84
MGS-S Customer 4076	\$ 4,573.70	\$ 4,683.01	2.39%	\$ 14,893.88	\$ 15,003.19	0.73%	\$ 1,923.03	\$ 1,998.56
MGS-S Customer 4077	\$ 4,545.78	\$ 4,654.89	2.40%	\$ 16,073.04	\$ 16,182.15	0.68%	\$ 1,907.36	\$ 1,979.62

Internal Use

Customer	Delivery 1/24 Prices	Delivery 8/24 Prices	Delivery % Difference	Bundled 1/24 Prices	Bundled 8/24 Prices	Bundled % Difference	Distribution 8/24 Prices	Distribution 1/25 Prices
MGS-S Customer 4078	\$ 8,605.95	\$ 8,734.22	1.49%	\$ 19,528.41	\$ 19,656.68	0.66%	\$ 3,273.13	\$ 3,405.85
MGS-S Customer 4079	\$ 5,821.75	\$ 5,963.42	2.43%	\$ 20,175.09	\$ 20,316.76	0.70%	\$ 2,456.18	\$ 2,547.95
MGS-S Customer 4080	\$ 5,292.92	\$ 5,406.74	2.15%	\$ 6,504.57	\$ 6,618.39	1.75%	\$ 2,237.44	\$ 2,312.51
MGS-S Customer 4081	\$ 3,515.69	\$ 3,620.17	2.97%	\$ 11,083.83	\$ 11,188.31	0.94%	\$ 1,581.39	\$ 1,649.25
MGS-S Customer 4082	\$ 4,909.79	\$ 5,047.28	2.80%	\$ 15,574.36	\$ 15,711.85	0.88%	\$ 2,165.01	\$ 2,257.83
MGS-S Customer 4083	\$ 2,033.56	\$ 2,131.87	4.83%	\$ 4,292.90	\$ 4,391.21	2.29%	\$ 1,133.75	\$ 1,164.52
MGS-S Customer 4084	\$ 1,943.68	\$ 2,041.69	5.04%	\$ 4,535.07	\$ 4,633.08	2.16%	\$ 1,108.07	\$ 1,128.82
MGS-S Customer 4085	\$ 10,447.55	\$ 10,610.52	1.56%	\$ 38,611.26	\$ 38,774.23	0.42%	\$ 3,951.56	\$ 4,058.66
MGS-S Customer 4086	\$ 5,161.87	\$ 5,327.48	3.21%	\$ 7,435.72	\$ 7,601.33	2.23%	\$ 2,502.67	\$ 2,571.80
MGS-S Customer 4087	\$ 7,998.32	\$ 8,150.35	1.90%	\$ 25,411.30	\$ 25,563.33	0.60%	\$ 3,183.82	\$ 3,283.21
MGS-S Customer 4088	\$ 17,263.97	\$ 17,479.19	1.25%	\$ 38,448.45	\$ 38,663.67	0.56%	\$ 6,412.48	\$ 6,629.01
MGS-S Customer 4089	\$ 3,112.81	\$ 3,242.32	4.16%	\$ 7,802.19	\$ 7,931.70	1.66%	\$ 1,598.56	\$ 1,672.49
MGS-S Customer 4090	\$ 4,575.93	\$ 4,711.97	2.97%	\$ 12,492.35	\$ 12,628.39	1.09%	\$ 2,065.60	\$ 2,162.27
MGS-S Customer 4091	\$ 4,754.72	\$ 4,864.98	2.32%	\$ 15,285.26	\$ 15,395.52	0.72%	\$ 1,987.40	\$ 2,059.05
MGS-S Customer 4092	\$ 3,963.73	\$ 4,097.12	3.37%	\$ 10,966.38	\$ 11,099.77	1.22%	\$ 1,872.64	\$ 1,952.72
MGS-S Customer 4093	\$ 15,186.86	\$ 15,371.60	1.22%	\$ 50,837.12	\$ 51,021.86	0.36%	\$ 5,497.93	\$ 5,662.67
MGS-S Customer 4094	\$ 8,767.73	\$ 8,922.36	1.76%	\$ 29,920.22	\$ 30,074.85	0.52%	\$ 3,386.99	\$ 3,534.01
MGS-S Customer 4095	\$ 51,020.92	\$ 51,380.64	0.71%	\$ 120,292.13	\$ 120,651.85	0.30%	\$ 17,412.08	\$ 18,005.52
MGS-S Customer 4096	\$ 8,375.03	\$ 8,528.41	1.83%	\$ 28,043.58	\$ 28,196.96	0.55%	\$ 3,285.45	\$ 3,401.58
MGS-S Customer 4097	\$ 10,992.01	\$ 11,156.62	1.50%	\$ 38,908.91	\$ 39,073.52	0.42%	\$ 4,093.57	\$ 4,262.74
MGS-S Customer 4098	\$ 8,845.41	\$ 9,001.65	1.77%	\$ 25,614.75	\$ 25,770.99	0.61%	\$ 3,479.48	\$ 3,582.49
MGS-S Customer 4099	\$ 9,742.41	\$ 9,901.78	1.64%	\$ 27,960.61	\$ 28,119.98	0.57%	\$ 3,728.34	\$ 3,897.86
MGS-S Customer 4100	\$ 4,205.16	\$ 4,339.80	3.20%	\$ 11,353.61	\$ 11,488.25	1.19%	\$ 1,958.25	\$ 2,034.67
MGS-S Customer 4101	\$ 3,253.04	\$ 3,383.33	4.01%	\$ 8,623.43	\$ 8,753.72	1.51%	\$ 1,649.36	\$ 1,714.42
MGS-S Customer 4102	\$ 4,274.89	\$ 4,409.83	3.16%	\$ 11,578.17	\$ 11,713.11	1.17%	\$ 1,980.01	\$ 2,058.14
MGS-S Customer 4103	\$ 3,409.03	\$ 3,539.79	3.84%	\$ 10,190.01	\$ 10,320.77	1.28%	\$ 1,686.09	\$ 1,760.60
MGS-S Customer 4104	\$ 5,074.79	\$ 5,213.34	2.73%	\$ 15,269.51	\$ 15,408.06	0.91%	\$ 2,234.15	\$ 2,316.06
MGS-S Customer 4105	\$ 6,816.26	\$ 6,963.20	2.16%	\$ 17,026.86	\$ 17,173.80	0.86%	\$ 2,826.90	\$ 2,923.39
MGS-S Customer 4106	\$ 10,663.98	\$ 10,828.91	1.55%	\$ 27,346.48	\$ 27,511.41	0.60%	\$ 4,095.17	\$ 4,218.56
MGS-S Customer 4107	\$ 5,894.51	\$ 6,010.24	1.96%	\$ 13,244.98	\$ 13,360.71	0.87%	\$ 2,382.81	\$ 2,483.30
MGS-S Customer 4108	\$ 3,308.16	\$ 3,439.10	3.96%	\$ 7,325.78	\$ 7,456.72	1.79%	\$ 1,688.23	\$ 1,740.32
MGS-S Customer 4109	\$ 3,789.15	\$ 3,921.88	3.50%	\$ 10,779.46	\$ 10,912.19	1.23%	\$ 1,821.25	\$ 1,889.72
MGS-S Customer 4110	\$ 4,327.41	\$ 4,462.88	3.13%	\$ 10,494.33	\$ 10,629.80	1.29%	\$ 2,013.30	\$ 2,082.48
MGS-S Customer 4111	\$ 18,767.78	\$ 18,967.11	1.06%	\$ 67,837.17	\$ 68,036.50	0.29%	\$ 6,564.40	\$ 6,832.61
MGS-S Customer 4112	\$ 27,917.58	\$ 28,160.63	0.87%	\$ 82,613.31	\$ 82,856.36	0.29%	\$ 9,648.13	\$ 9,981.97
MGS-S Customer 4113	\$ 4,823.87	\$ 4,934.23	2.29%	\$ 16,616.22	\$ 16,726.58	0.66%	\$ 1,997.02	\$ 2,075.61
MGS-S Customer 4114	\$ 11,389.39	\$ 11,558.51	1.48%	\$ 17,716.97	\$ 17,886.09	0.95%	\$ 4,399.88	\$ 4,549.17
MGS-S Customer 4115	\$ 4,690.52	\$ 4,801.99	2.38%	\$ 10,495.57	\$ 10,607.04	1.06%	\$ 2,045.02	\$ 2,057.43
MGS-S Customer 4116	\$ 3,996.56	\$ 4,130.57	3.35%	\$ 10,888.94	\$ 11,022.95	1.23%	\$ 1,904.42	\$ 1,959.49
MGS-S Customer 4117	\$ 16,749.50	\$ 16,941.36	1.15%	\$ 51,865.01	\$ 52,056.87	0.37%	\$ 6,013.17	\$ 6,217.18

Customer	Delivery 1/24 Prices	Delivery 8/24 Prices	Delivery % Difference	Bundled 1/24 Prices	Bundled 8/24 Prices	Bundled % Difference	Distribution 8/24 Prices	Distribution 1/25 Prices
MGS-S Customer 4118	\$ 6,119.83	\$ 6,263.33	2.34%	\$ 17,646.75	\$ 17,790.25	0.81%	\$ 2,582.62	\$ 2,670.56
MGS-S Customer 4119	\$ 10,616.96	\$ 10,753.50	1.29%	\$ 37,046.03	\$ 37,182.57	0.37%	\$ 3,854.51	\$ 3,995.75
MGS-S Customer 4120	\$ 2,269.68	\$ 2,368.90	4.37%	\$ 5,749.81	\$ 5,849.03	1.73%	\$ 1,200.85	\$ 1,239.52
MGS-S Customer 4121	\$ 5,540.18	\$ 5,681.14	2.54%	\$ 15,298.30	\$ 15,439.26	0.92%	\$ 2,401.14	\$ 2,479.98
MGS-S Customer 4122	\$ 4,994.31	\$ 5,106.17	2.24%	\$ 9,776.36	\$ 9,888.22	1.14%	\$ 2,103.19	\$ 2,185.09
MGS-S Customer 4123	\$ 4,283.14	\$ 4,391.26	2.52%	\$ 13,030.71	\$ 13,138.83	0.83%	\$ 1,837.42	\$ 1,907.74
MGS-S Customer 4124	\$ 2,661.75	\$ 2,788.85	4.78%	\$ 7,476.71	\$ 7,603.81	1.70%	\$ 1,434.33	\$ 1,516.96
MGS-S Customer 4125	\$ 12,640.33	\$ 12,812.77	1.36%	\$ 42,833.36	\$ 43,005.80	0.40%	\$ 4,644.05	\$ 4,820.09
MGS-S Customer 4126	\$ 14,081.67	\$ 14,261.40	1.28%	\$ 40,572.56	\$ 40,752.29	0.44%	\$ 5,159.62	\$ 5,349.41
MGS-S Customer 4127	\$ 39,014.20	\$ 39,306.19	0.75%	\$ 131,129.00	\$ 131,420.99	0.22%	\$ 13,054.76	\$ 13,633.78
MGS-S Customer 4128	\$ 6,848.69	\$ 6,995.25	2.14%	\$ 20,405.27	\$ 20,551.83	0.72%	\$ 2,805.41	\$ 2,913.45
MGS-S Customer 4129	\$ 13,554.44	\$ 13,731.18	1.30%	\$ 46,658.91	\$ 46,835.65	0.38%	\$ 4,943.15	\$ 5,115.98
MGS-S Customer 4130	\$ 4,041.38	\$ 4,175.36	3.32%	\$ 14,151.43	\$ 14,285.41	0.95%	\$ 1,900.88	\$ 1,951.25
MGS-S Customer 4131	\$ 1,797.23	\$ 1,893.84	5.38%	\$ 4,347.94	\$ 4,444.55	2.22%	\$ 1,027.90	\$ 1,086.45
MGS-S Customer 4132	\$ 3,382.48	\$ 3,513.30	3.87%	\$ 4,072.86	\$ 4,203.68	3.21%	\$ 1,701.35	\$ 1,799.64
MGS-S Customer 4133	\$ 10,799.57	\$ 10,971.24	1.59%	\$ 39,795.12	\$ 39,966.79	0.43%	\$ 4,075.30	\$ 4,242.32
MGS-S Customer 4134	\$ 26,943.15	\$ 27,209.57	0.99%	\$ 76,524.44	\$ 76,790.86	0.35%	\$ 9,539.30	\$ 9,862.94
MGS-S Customer 4135	\$ 6,818.35	\$ 6,965.35	2.16%	\$ 17,312.33	\$ 17,459.33	0.85%	\$ 2,828.72	\$ 2,921.26
MGS-S Customer 4136	\$ 11,183.31	\$ 11,349.57	1.49%	\$ 36,760.09	\$ 36,926.35	0.45%	\$ 4,197.07	\$ 4,340.03
MGS-S Customer 4137	\$ 4,393.61	\$ 4,548.61	3.53%	\$ 15,605.16	\$ 15,760.16	0.99%	\$ 2,131.35	\$ 2,203.22
MGS-S Customer 4138	\$ 21,688.36	\$ 21,902.63	0.99%	\$ 84,076.32	\$ 84,290.59	0.25%	\$ 7,517.18	\$ 7,752.81
MGS-S Customer 4139	\$ 8,653.26	\$ 8,808.09	1.79%	\$ 27,651.42	\$ 27,806.25	0.56%	\$ 3,386.71	\$ 3,502.88
MGS-S Customer 4140	\$ 4,408.82	\$ 4,544.98	3.09%	\$ 7,333.97	\$ 7,470.13	1.86%	\$ 2,062.34	\$ 2,134.27
MGS-S Customer 4141	\$ 16,356.70	\$ 16,545.86	1.16%	\$ 57,916.68	\$ 58,105.84	0.33%	\$ 5,827.33	\$ 6,036.33
MGS-S Customer 4142	\$ 6,022.87	\$ 6,139.78	1.94%	\$ 9,543.22	\$ 9,660.13	1.23%	\$ 2,461.22	\$ 2,553.09
MGS-S Customer 4143	\$ 12,896.42	\$ 13,071.38	1.36%	\$ 28,993.89	\$ 29,168.85	0.60%	\$ 4,824.76	\$ 5,010.92
MGS-S Customer 4144	\$ 6,092.60	\$ 6,236.14	2.36%	\$ 15,402.80	\$ 15,546.34	0.93%	\$ 2,586.65	\$ 2,677.42
MGS-S Customer 4145	\$ 9,194.99	\$ 9,352.41	1.71%	\$ 20,511.66	\$ 20,669.08	0.77%	\$ 3,590.03	\$ 3,755.99
MGS-S Customer 4146	\$ 6,294.97	\$ 6,439.26	2.29%	\$ 16,630.23	\$ 16,774.52	0.87%	\$ 2,643.20	\$ 2,742.15
MGS-S Customer 4147	\$ 5,439.02	\$ 5,552.41	2.08%	\$ 18,812.44	\$ 18,925.83	0.60%	\$ 2,205.24	\$ 2,276.24
MGS-S Customer 4148	\$ 5,011.58	\$ 5,149.52	2.75%	\$ 14,554.88	\$ 14,692.82	0.95%	\$ 2,201.03	\$ 2,303.08
MGS-S Customer 4149	\$ 10,837.57	\$ 11,001.30	1.51%	\$ 42,095.54	\$ 42,259.27	0.39%	\$ 4,026.66	\$ 4,182.66
MGS-S Customer 4150	\$ 6,035.42	\$ 6,151.26	1.92%	\$ 19,683.76	\$ 19,799.60	0.59%	\$ 2,389.06	\$ 2,487.08
MGS-S Customer 4151	\$ 5,437.94	\$ 5,551.18	2.08%	\$ 17,342.61	\$ 17,455.85	0.65%	\$ 2,202.57	\$ 2,289.75
MGS-S Customer 4152	\$ 7,261.78	\$ 7,410.63	2.05%	\$ 19,087.61	\$ 19,236.46	0.78%	\$ 2,964.10	\$ 3,068.19
MGS-S Customer 4153	\$ 1,808.58	\$ 1,932.05	6.83%	\$ 5,245.63	\$ 5,369.10	2.35%	\$ 1,168.95	\$ 1,224.90
MGS-S Customer 4154	\$ 30,171.03	\$ 30,425.32	0.84%	\$ 96,727.33	\$ 96,981.62	0.26%	\$ 10,401.49	\$ 10,664.72
MGS-S Customer 4155	\$ 6,611.83	\$ 6,756.88	2.19%	\$ 23,797.09	\$ 23,942.14	0.61%	\$ 2,699.13	\$ 2,805.14
MGS-S Customer 4156	\$ 2,736.85	\$ 2,864.60	4.67%	\$ 8,506.25	\$ 8,634.00	1.50%	\$ 1,470.43	\$ 1,531.64
MGS-S Customer 4157	\$ 6,575.52	\$ 6,721.01	2.21%	\$ 21,538.92	\$ 21,684.41	0.68%	\$ 2,719.29	\$ 2,803.58

Customer	Delivery 1/24 Prices	Delivery 8/24 Prices	Delivery % Difference	Bundled 1/24 Prices	Bundled 8/24 Prices	Bundled % Difference	Distribution 8/24 Prices	Distribution 1/25 Prices
MGS-S Customer 4158	\$ 1,883.14	\$ 2,007.10	6.58%	\$ 4,957.98	\$ 5,081.94	2.50%	\$ 1,200.61	\$ 1,252.46
MGS-S Customer 4159	\$ 5,393.42	\$ 5,532.97	2.59%	\$ 19,909.48	\$ 20,049.03	0.70%	\$ 2,307.52	\$ 2,397.85
MGS-S Customer 4160	\$ 2,068.74	\$ 2,193.53	6.03%	\$ 5,444.55	\$ 5,569.34	2.29%	\$ 1,260.18	\$ 1,315.47
MGS-S Customer 4161	\$ 5,438.66	\$ 5,578.63	2.57%	\$ 17,640.53	\$ 17,780.50	0.79%	\$ 2,337.87	\$ 2,430.41
MGS-S Customer 4162	\$ 5,784.32	\$ 5,926.32	2.45%	\$ 13,266.42	\$ 13,408.42	1.07%	\$ 2,483.97	\$ 2,585.77
MGS-S Customer 4163	\$ 17,626.53	\$ 17,821.75	1.11%	\$ 64,383.22	\$ 64,578.44	0.30%	\$ 6,243.25	\$ 6,436.86
MGS-S Customer 4164	\$ 3,757.03	\$ 3,889.29	3.52%	\$ 13,415.05	\$ 13,547.31	0.99%	\$ 1,789.44	\$ 1,860.18
MGS-S Customer 4165	\$ 5,533.21	\$ 5,673.68	2.54%	\$ 17,050.99	\$ 17,191.46	0.82%	\$ 2,373.84	\$ 2,468.52
MGS-S Customer 4166	\$ 7,008.83	\$ 7,156.63	2.11%	\$ 15,763.83	\$ 15,911.63	0.94%	\$ 2,893.15	\$ 3,003.51
MGS-S Customer 4167	\$ 55,351.76	\$ 55,712.62	0.65%	\$ 252,031.52	\$ 252,392.38	0.14%	\$ 17,982.24	\$ 18,546.36
MGS-S Customer 4168	\$ 7,703.42	\$ 7,854.41	1.96%	\$ 19,767.38	\$ 19,918.37	0.76%	\$ 3,113.90	\$ 3,220.25
MGS-S Customer 4169	\$ 3,220.82	\$ 3,350.94	4.04%	\$ 8,707.53	\$ 8,837.65	1.49%	\$ 1,637.67	\$ 1,702.32
MGS-S Customer 4170	\$ 12,117.81	\$ 12,288.21	1.41%	\$ 39,975.29	\$ 40,145.69	0.43%	\$ 4,493.43	\$ 4,651.40
MGS-S Customer 4171	\$ 5,896.51	\$ 6,038.65	2.41%	\$ 18,644.34	\$ 18,786.48	0.76%	\$ 2,490.84	\$ 2,585.98
MGS-S Customer 4172	\$ 9,797.23	\$ 9,956.64	1.63%	\$ 37,686.71	\$ 37,846.12	0.42%	\$ 3,711.98	\$ 3,839.31
MGS-S Customer 4173	\$ 4,924.34	\$ 5,062.10	2.80%	\$ 14,356.35	\$ 14,494.11	0.96%	\$ 2,181.90	\$ 2,270.75
MGS-S Customer 4174	\$ 4,877.04	\$ 5,014.69	2.82%	\$ 14,681.32	\$ 14,818.97	0.94%	\$ 2,169.85	\$ 2,249.78
MGS-S Customer 4175	\$ 15,516.56	\$ 15,701.70	1.19%	\$ 56,761.17	\$ 56,946.31	0.33%	\$ 5,543.33	\$ 5,745.57
MGS-S Customer 4176	\$ 31,289.83	\$ 31,548.84	0.83%	\$ 77,443.21	\$ 77,702.22	0.33%	\$ 10,805.76	\$ 11,232.73
MGS-S Customer 4177	\$ 3,785.17	\$ 3,917.89	3.51%	\$ 10,649.67	\$ 10,782.39	1.25%	\$ 1,820.44	\$ 1,889.32
MGS-S Customer 4178	\$ 4,333.47	\$ 4,441.73	2.50%	\$ 14,050.45	\$ 14,158.71	0.77%	\$ 1,847.31	\$ 1,918.54
MGS-S Customer 4179	\$ 11,104.96	\$ 11,271.43	1.50%	\$ 32,924.75	\$ 33,091.22	0.51%	\$ 4,206.29	\$ 4,336.74
MGS-S Customer 4180	\$ 3,298.06	\$ 3,427.97	3.94%	\$ 12,969.34	\$ 13,099.25	1.00%	\$ 1,627.17	\$ 1,701.62
MGS-S Customer 4181	\$ 5,747.05	\$ 5,861.94	2.00%	\$ 17,652.64	\$ 17,767.53	0.65%	\$ 2,314.72	\$ 2,395.66
MGS-S Customer 4182	\$ 27,264.84	\$ 27,503.78	0.88%	\$ 87,692.04	\$ 87,930.98	0.27%	\$ 9,368.76	\$ 9,718.28
MGS-S Customer 4183	\$ 3,945.61	\$ 4,052.32	2.70%	\$ 8,109.04	\$ 8,215.75	1.32%	\$ 1,743.93	\$ 1,825.50
MGS-S Customer 4184	\$ 8,512.30	\$ 8,639.52	1.49%	\$ 28,640.99	\$ 28,768.21	0.44%	\$ 3,190.96	\$ 3,303.91
MGS-S Customer 4185	\$ 7,034.25	\$ 7,214.70	2.57%	\$ 13,558.71	\$ 13,739.16	1.33%	\$ 3,156.27	\$ 3,234.66
MGS-S Customer 4186	\$ 22,430.59	\$ 22,647.77	0.97%	\$ 65,462.29	\$ 65,679.47	0.33%	\$ 7,836.08	\$ 8,157.94
MGS-S Customer 4187	\$ 18,052.28	\$ 18,250.16	1.10%	\$ 57,404.69	\$ 57,602.57	0.34%	\$ 6,434.61	\$ 6,639.43
MGS-S Customer 4188	\$ 23,237.67	\$ 23,457.52	0.95%	\$ 80,312.37	\$ 80,532.22	0.27%	\$ 8,020.48	\$ 8,337.56
MGS-S Customer 4189	\$ 5,429.12	\$ 5,569.64	2.59%	\$ 14,218.28	\$ 14,358.80	0.99%	\$ 2,369.97	\$ 2,448.16
MGS-S Customer 4190	\$ 14,126.49	\$ 14,306.07	1.27%	\$ 47,304.09	\$ 47,483.67	0.38%	\$ 5,141.63	\$ 5,313.83
MGS-S Customer 4191	\$ 5,755.04	\$ 5,897.20	2.47%	\$ 13,429.33	\$ 13,571.49	1.06%	\$ 2,486.87	\$ 2,570.27
MGS-S Customer 4192	\$ 2,799.33	\$ 2,901.16	3.64%	\$ 6,169.54	\$ 6,271.37	1.65%	\$ 1,384.02	\$ 1,424.47
MGS-S Customer 4193	\$ 10,521.55	\$ 10,657.84	1.30%	\$ 35,257.35	\$ 35,393.64	0.39%	\$ 3,836.03	\$ 3,973.90
MGS-S Customer 4194	\$ 4,546.91	\$ 4,683.09	3.00%	\$ 11,338.74	\$ 11,474.92	1.20%	\$ 2,070.89	\$ 2,158.12
MGS-S Customer 4195	\$ 9,396.66	\$ 9,554.23	1.68%	\$ 34,525.53	\$ 34,683.10	0.46%	\$ 3,586.71	\$ 3,721.45
MGS-S Customer 4196	\$ 5,479.86	\$ 5,593.10	2.07%	\$ 20,812.90	\$ 20,926.14	0.54%	\$ 2,198.64	\$ 2,278.44
MGS-S Customer 4197	\$ 4,420.01	\$ 4,555.79	3.07%	\$ 11,625.25	\$ 11,761.03	1.17%	\$ 2,035.99	\$ 2,107.84

Internal Use

Customer	Delivery 1/24 Prices	Delivery 8/24 Prices	Delivery % Difference	Bundled 1/24 Prices	Bundled 8/24 Prices	Bundled % Difference	Distribution 8/24 Prices	Distribution 1/25 Prices
MGS-S Customer 4198	\$ 6,660.25	\$ 6,805.88	2.19%	\$ 21,359.13	\$ 21,504.76	0.68%	\$ 2,737.04	\$ 2,838.57
MGS-S Customer 4199	\$ 4,178.83	\$ 4,286.62	2.58%	\$ 9,455.98	\$ 9,563.77	1.14%	\$ 1,818.10	\$ 1,898.23
MGS-S Customer 4200	\$ 4,895.46	\$ 5,033.76	2.83%	\$ 9,195.20	\$ 9,333.50	1.50%	\$ 2,215.62	\$ 2,295.02
MGS-S Customer 4201	\$ 4,513.33	\$ 4,649.45	3.02%	\$ 10,039.46	\$ 10,175.58	1.36%	\$ 2,067.29	\$ 2,155.68
MGS-S Customer 4202	\$ 5,215.66	\$ 5,355.00	2.67%	\$ 13,344.72	\$ 13,484.06	1.04%	\$ 2,292.40	\$ 2,381.01
MGS-S Customer 4203	\$ 4,415.29	\$ 4,550.89	3.07%	\$ 10,288.44	\$ 10,424.04	1.32%	\$ 2,030.76	\$ 2,119.21
MGS-S Customer 4204	\$ 4,958.92	\$ 5,070.07	2.24%	\$ 14,865.24	\$ 14,976.39	0.75%	\$ 2,054.43	\$ 2,136.59
MGS-S Customer 4205	\$ 3,889.64	\$ 4,023.16	3.43%	\$ 8,047.24	\$ 8,180.76	1.66%	\$ 1,876.18	\$ 1,944.64
MGS-S Customer 4206	\$ 7,932.81	\$ 8,083.34	1.90%	\$ 31,914.47	\$ 32,065.00	0.47%	\$ 3,091.77	\$ 3,220.26
MGS-S Customer 4207	\$ 841.41	\$ 932.49	10.82%	\$ 15,687.00	\$ 15,778.08	0.58%	\$ 629.64	\$ 662.11
MGS-S Customer 4208	\$ 4,957.68	\$ 5,095.81	2.79%	\$ 14,647.24	\$ 14,785.37	0.94%	\$ 2,201.91	\$ 2,277.67
MGS-S Customer 4209	\$ 5,070.83	\$ 5,209.89	2.74%	\$ 11,113.09	\$ 11,252.15	1.25%	\$ 2,266.90	\$ 2,342.78
MGS-S Customer 4210	\$ 5,099.39	\$ 5,238.34	2.72%	\$ 11,863.46	\$ 12,002.41	1.17%	\$ 2,263.63	\$ 2,349.80
MGS-S Customer 4211	\$ 4,712.96	\$ 4,849.97	2.91%	\$ 13,600.05	\$ 13,737.06	1.01%	\$ 2,123.44	\$ 2,198.22
MGS-S Customer 4212	\$ 1,838.27	\$ 1,935.08	5.27%	\$ 4,229.92	\$ 4,326.73	2.29%	\$ 1,042.52	\$ 1,102.02
MGS-S Customer 4213	\$ 3,872.74	\$ 4,005.80	3.44%	\$ 8,353.70	\$ 8,486.76	1.59%	\$ 1,852.84	\$ 1,940.67
MGS-S Customer 4214	\$ 3,730.43	\$ 3,836.37	2.84%	\$ 8,940.74	\$ 9,046.68	1.18%	\$ 1,679.87	\$ 1,738.45
MGS-S Customer 4215	\$ 8,537.44	\$ 8,665.12	1.50%	\$ 23,611.10	\$ 23,738.78	0.54%	\$ 3,227.39	\$ 3,350.65
MGS-S Customer 4216	\$ 10,590.87	\$ 10,754.77	1.55%	\$ 28,320.93	\$ 28,484.83	0.58%	\$ 4,037.98	\$ 4,192.49
MGS-S Customer 4217	\$ 31,603.05	\$ 31,859.77	0.81%	\$ 132,246.49	\$ 132,503.21	0.19%	\$ 10,602.48	\$ 10,935.38
MGS-S Customer 4218	\$ 13,938.07	\$ 14,117.61	1.29%	\$ 34,208.44	\$ 34,387.98	0.52%	\$ 5,149.33	\$ 5,344.86
MGS-S Customer 4219	\$ 6,412.95	\$ 6,558.22	2.27%	\$ 15,678.25	\$ 15,823.52	0.93%	\$ 2,703.74	\$ 2,787.35
MGS-S Customer 4220	\$ 7,067.37	\$ 7,215.52	2.10%	\$ 18,612.57	\$ 18,760.72	0.80%	\$ 2,908.61	\$ 2,999.97
MGS-S Customer 4221	\$ 11,063.85	\$ 11,229.53	1.50%	\$ 35,945.91	\$ 36,111.59	0.46%	\$ 4,157.94	\$ 4,304.21
MGS-S Customer 4222	\$ 8,519.98	\$ 8,675.07	1.82%	\$ 21,884.26	\$ 22,039.35	0.71%	\$ 3,395.81	\$ 3,492.25
MGS-S Customer 4223	\$ 15,116.20	\$ 15,299.28	1.21%	\$ 54,468.61	\$ 54,651.69	0.34%	\$ 5,406.11	\$ 5,623.26
MGS-S Customer 4224	\$ 6,402.17	\$ 6,555.37	2.39%	\$ 14,121.82	\$ 14,275.02	1.08%	\$ 2,756.64	\$ 2,850.78
MGS-S Customer 4225	\$ 6,410.79	\$ 6,528.51	1.84%	\$ 19,684.46	\$ 19,802.18	0.60%	\$ 2,521.20	\$ 2,620.19
MGS-S Customer 4226	\$ 9,135.41	\$ 9,292.82	1.72%	\$ 25,261.21	\$ 25,418.62	0.62%	\$ 3,569.74	\$ 3,691.79
MGS-S Customer 4227	\$ 7,203.73	\$ 7,352.22	2.06%	\$ 19,918.99	\$ 20,067.48	0.75%	\$ 2,938.22	\$ 3,041.60
MGS-S Customer 4228	\$ 7,947.27	\$ 8,098.72	1.91%	\$ 21,495.17	\$ 21,646.62	0.70%	\$ 3,161.49	\$ 3,301.66
MGS-S Customer 4229	\$ 5,023.75	\$ 5,162.01	2.75%	\$ 14,510.83	\$ 14,649.09	0.95%	\$ 2,216.52	\$ 2,304.71
MGS-S Customer 4230	\$ 13,896.82	\$ 14,075.25	1.28%	\$ 38,431.51	\$ 38,609.94	0.46%	\$ 5,083.41	\$ 5,306.25
MGS-S Customer 4231	\$ 26,484.33	\$ 26,715.64	0.87%	\$ 128,955.99	\$ 129,187.30	0.18%	\$ 8,822.53	\$ 9,143.68
MGS-S Customer 4232	\$ 5,584.42	\$ 5,725.37	2.52%	\$ 16,713.59	\$ 16,854.54	0.84%	\$ 2,402.35	\$ 2,486.85
MGS-S Customer 4233	\$ 2,767.41	\$ 2,895.28	4.62%	\$ 7,693.32	\$ 7,821.19	1.66%	\$ 1,481.54	\$ 1,549.72
MGS-S Customer 4234	\$ 7,495.90	\$ 7,618.53	1.64%	\$ 25,129.30	\$ 25,251.93	0.49%	\$ 2,864.93	\$ 2,966.41
MGS-S Customer 4235	\$ 5,998.19	\$ 6,114.86	1.95%	\$ 9,209.34	\$ 9,326.01	1.27%	\$ 2,448.06	\$ 2,548.58
MGS-S Customer 4236	\$ 4,251.85	\$ 4,359.83	2.54%	\$ 12,301.73	\$ 12,409.71	0.88%	\$ 1,828.67	\$ 1,902.60
MGS-S Customer 4237	\$ 12,178.00	\$ 12,348.39	1.40%	\$ 41,923.12	\$ 42,093.51	0.41%	\$ 4,496.16	\$ 4,660.24

Internal Use

Customer	Delivery 1/24 Prices	Delivery 8/24 Prices	Delivery % Difference	Bundled 1/24 Prices	Bundled 8/24 Prices	Bundled % Difference	Distribution 8/24 Prices	Distribution 1/25 Prices
MGS-S Customer 4238	\$ 24,859.39	\$ 25,083.06	0.90%	\$ 122,984.46	\$ 123,208.13	0.18%	\$ 8,289.26	\$ 8,610.64
MGS-S Customer 4239	\$ 4,568.01	\$ 4,678.34	2.42%	\$ 12,729.86	\$ 12,840.19	0.87%	\$ 1,972.68	\$ 2,001.85
MGS-S Customer 4240	\$ 5,943.32	\$ 6,059.59	1.96%	\$ 14,051.47	\$ 14,167.74	0.83%	\$ 2,410.73	\$ 2,490.37
MGS-S Customer 4241	\$ 1,342.21	\$ 1,463.16	9.01%	\$ 7,239.70	\$ 7,360.65	1.67%	\$ 991.51	\$ 1,045.16
MGS-S Customer 4242	\$ 7,807.87	\$ 7,930.89	1.58%	\$ 34,741.99	\$ 34,865.01	0.35%	\$ 2,897.42	\$ 3,011.55
MGS-S Customer 4243	\$ 13,194.72	\$ 13,370.40	1.33%	\$ 46,760.81	\$ 46,936.49	0.38%	\$ 4,849.41	\$ 4,978.43
MGS-S Customer 4244	\$ 3,407.73	\$ 3,511.51	3.05%	\$ 9,575.45	\$ 9,679.23	1.08%	\$ 1,540.86	\$ 1,625.28
MGS-S Customer 4245	\$ 6,101.59	\$ 6,244.73	2.35%	\$ 20,306.39	\$ 20,449.53	0.70%	\$ 2,556.98	\$ 2,645.38
MGS-S Customer 4246	\$ 7,322.64	\$ 7,471.31	2.03%	\$ 23,636.64	\$ 23,785.31	0.63%	\$ 2,951.97	\$ 3,057.95
MGS-S Customer 4247	\$ 6,515.81	\$ 6,634.05	1.81%	\$ 21,399.91	\$ 21,518.15	0.55%	\$ 2,553.09	\$ 2,643.35
MGS-S Customer 4248	\$ 5,014.73	\$ 5,152.67	2.75%	\$ 14,868.83	\$ 15,006.77	0.93%	\$ 2,200.31	\$ 2,301.87
MGS-S Customer 4249	\$ 5,519.14	\$ 5,632.69	2.06%	\$ 17,670.05	\$ 17,783.60	0.64%	\$ 2,225.80	\$ 2,317.07
MGS-S Customer 4250	\$ 4,397.33	\$ 4,505.76	2.47%	\$ 14,130.31	\$ 14,238.74	0.77%	\$ 1,863.22	\$ 1,942.27
MGS-S Customer 4251	\$ 6,035.34	\$ 6,178.56	2.37%	\$ 14,436.00	\$ 14,579.22	0.99%	\$ 2,567.40	\$ 2,665.59
MGS-S Customer 4252	\$ 4,218.96	\$ 4,327.64	2.58%	\$ 10,626.87	\$ 10,735.55	1.02%	\$ 1,860.06	\$ 1,894.23
MGS-S Customer 4253	\$ 4,151.57	\$ 4,259.49	2.60%	\$ 7,168.13	\$ 7,276.05	1.51%	\$ 1,826.89	\$ 1,904.15
MGS-S Customer 4254	\$ 5,362.56	\$ 5,475.54	2.11%	\$ 20,105.54	\$ 20,218.52	0.56%	\$ 2,173.98	\$ 2,238.64
MGS-S Customer 4255	\$ 15,861.14	\$ 16,110.29	1.57%	\$ 45,718.24	\$ 45,967.39	0.54%	\$ 6,218.84	\$ 6,324.73
MGS-S Customer 4256	\$ 6,737.85	\$ 6,856.91	1.77%	\$ 21,693.71	\$ 21,812.77	0.55%	\$ 2,617.41	\$ 2,723.26
MGS-S Customer 4257	\$ 6,689.48	\$ 6,836.28	2.19%	\$ 19,784.10	\$ 19,930.90	0.74%	\$ 2,796.87	\$ 2,849.51
MGS-S Customer 4258	\$ 5,462.96	\$ 5,576.72	2.08%	\$ 13,411.14	\$ 13,524.90	0.85%	\$ 2,238.88	\$ 2,326.55
MGS-S Customer 4259	\$ 4,076.23	\$ 4,184.38	2.65%	\$ 4,615.44	\$ 4,723.59	2.34%	\$ 1,833.63	\$ 1,891.32
MGS-S Customer 4260	\$ 2,941.98	\$ 3,044.06	3.47%	\$ 8,447.09	\$ 8,549.17	1.21%	\$ 1,407.77	\$ 1,461.79
MGS-S Customer 4261	\$ 2,966.66	\$ 3,069.33	3.46%	\$ 5,217.65	\$ 5,320.32	1.97%	\$ 1,445.87	\$ 1,491.59
MGS-S Customer 4262	\$ 2,886.70	\$ 3,015.30	4.45%	\$ 7,732.17	\$ 7,860.77	1.66%	\$ 1,529.04	\$ 1,590.16
MGS-S Customer 4263	\$ 19,077.65	\$ 19,279.25	1.06%	\$ 56,391.59	\$ 56,593.19	0.36%	\$ 6,734.84	\$ 7,028.94
MGS-S Customer 4264	\$ 2,392.20	\$ 2,491.53	4.15%	\$ 7,183.28	\$ 7,282.61	1.38%	\$ 1,218.15	\$ 1,277.14
MGS-S Customer 4265	\$ 4,240.50	\$ 4,375.56	3.19%	\$ 7,141.77	\$ 7,276.83	1.89%	\$ 1,992.49	\$ 2,079.23
MGS-S Customer 4266	\$ 3,892.07	\$ 4,024.80	3.41%	\$ 13,298.14	\$ 13,430.87	1.00%	\$ 1,827.92	\$ 1,911.62
MGS-S Customer 4267	\$ 4,794.46	\$ 4,905.05	2.31%	\$ 14,237.21	\$ 14,347.80	0.78%	\$ 2,010.11	\$ 2,080.20
MGS-S Customer 4268	\$ 60,589.59	\$ 60,976.79	0.64%	\$ 233,539.08	\$ 233,926.28	0.17%	\$ 19,875.84	\$ 20,557.20
MGS-S Customer 4269	\$ 5,242.71	\$ 5,382.33	2.66%	\$ 11,742.03	\$ 11,881.65	1.19%	\$ 2,312.60	\$ 2,402.13
MGS-S Customer 4270	\$ 6,392.50	\$ 6,509.93	1.84%	\$ 23,607.01	\$ 23,724.44	0.50%	\$ 2,495.45	\$ 2,583.61
MGS-S Customer 4271	\$ 4,446.29	\$ 4,555.85	2.46%	\$ 7,993.03	\$ 8,102.59	1.37%	\$ 1,935.28	\$ 1,999.95
MGS-S Customer 4272	\$ 10,257.10	\$ 10,419.61	1.58%	\$ 28,685.54	\$ 28,848.05	0.57%	\$ 3,932.06	\$ 4,067.64
MGS-S Customer 4273	\$ 16,198.16	\$ 16,393.32	1.20%	\$ 54,956.40	\$ 55,151.56	0.36%	\$ 5,839.06	\$ 6,043.24
MGS-S Customer 4274	\$ 3,469.62	\$ 3,601.04	3.79%	\$ 8,760.71	\$ 8,892.13	1.50%	\$ 1,726.96	\$ 1,789.61
MGS-S Customer 4275	\$ 4,840.08	\$ 4,951.64	2.30%	\$ 9,502.04	\$ 9,613.60	1.17%	\$ 2,070.59	\$ 2,126.90
MGS-S Customer 4276	\$ 7,353.32	\$ 7,476.46	1.67%	\$ 15,881.96	\$ 16,005.10	0.78%	\$ 2,893.25	\$ 2,977.70
MGS-S Customer 4277	\$ 7,413.11	\$ 7,536.64	1.67%	\$ 16,060.58	\$ 16,184.11	0.77%	\$ 2,917.22	\$ 2,996.50

Customer	Delivery 1/24 Prices	Delivery 8/24 Prices	Delivery % Difference	Bundled 1/24 Prices	Bundled 8/24 Prices	Bundled % Difference	Distribution 8/24 Prices	Distribution 1/25 Prices
MGS-S Customer 4278	\$ 20,455.56	\$ 20,663.53	1.02%	\$ 60,164.47	\$ 60,372.44	0.35%	\$ 7,185.69	\$ 7,492.97
MGS-S Customer 4279	\$ 4,596.33	\$ 4,706.62	2.40%	\$ 8,974.91	\$ 9,085.20	1.23%	\$ 1,984.20	\$ 2,045.37
MGS-S Customer 4280	\$ 5,811.59	\$ 5,954.06	2.45%	\$ 9,390.33	\$ 9,532.80	1.52%	\$ 2,518.31	\$ 2,623.62
MGS-S Customer 4281	\$ 7,907.33	\$ 8,059.25	1.92%	\$ 22,309.12	\$ 22,461.04	0.68%	\$ 3,174.95	\$ 3,272.57
MGS-S Customer 4282	\$ 7,954.97	\$ 8,079.28	1.56%	\$ 31,785.34	\$ 31,909.65	0.39%	\$ 2,981.62	\$ 3,081.49
MGS-S Customer 4283	\$ 14,347.19	\$ 14,524.65	1.24%	\$ 75,784.82	\$ 75,962.28	0.23%	\$ 5,002.58	\$ 5,194.66
MGS-S Customer 4284	\$ 10,941.27	\$ 11,106.81	1.51%	\$ 34,954.92	\$ 35,120.46	0.47%	\$ 4,138.63	\$ 4,263.12
MGS-S Customer 4285	\$ 7,425.08	\$ 7,546.89	1.64%	\$ 31,059.38	\$ 31,181.19	0.39%	\$ 2,804.26	\$ 2,897.59
MGS-S Customer 4286	\$ 8,712.20	\$ 8,839.75	1.46%	\$ 35,478.12	\$ 35,605.67	0.36%	\$ 3,213.86	\$ 3,326.15
MGS-S Customer 4287	\$ 13,717.72	\$ 13,894.07	1.29%	\$ 58,285.12	\$ 58,461.47	0.30%	\$ 4,916.69	\$ 5,092.04
MGS-S Customer 4288	\$ 2,678.78	\$ 2,806.11	4.75%	\$ 8,907.52	\$ 9,034.85	1.43%	\$ 1,443.46	\$ 1,509.22
MGS-S Customer 4289	\$ 4,787.01	\$ 4,924.12	2.86%	\$ 13,932.67	\$ 14,069.78	0.98%	\$ 2,136.17	\$ 2,225.15
MGS-S Customer 4290	\$ 2,479.27	\$ 2,605.81	5.10%	\$ 5,925.46	\$ 6,052.00	2.14%	\$ 1,390.15	\$ 1,460.73
MGS-S Customer 4291	\$ 7,649.16	\$ 7,799.16	1.96%	\$ 24,733.86	\$ 24,883.86	0.61%	\$ 3,050.05	\$ 3,168.49
MGS-S Customer 4292	\$ 6,044.03	\$ 6,187.47	2.37%	\$ 10,751.69	\$ 10,895.13	1.33%	\$ 2,587.99	\$ 2,697.10
MGS-S Customer 4293	\$ 5,403.44	\$ 5,516.56	2.09%	\$ 16,651.33	\$ 16,764.45	0.68%	\$ 2,194.42	\$ 2,282.66
MGS-S Customer 4294	\$ 5,983.02	\$ 6,125.97	2.39%	\$ 13,218.20	\$ 13,361.15	1.08%	\$ 2,552.18	\$ 2,657.14
MGS-S Customer 4295	\$ 4,828.95	\$ 4,966.23	2.84%	\$ 13,928.91	\$ 14,066.19	0.99%	\$ 2,149.56	\$ 2,240.44
MGS-S Customer 4296	\$ 7,087.77	\$ 7,207.84	1.69%	\$ 26,797.11	\$ 26,917.18	0.45%	\$ 2,694.31	\$ 2,814.02
MGS-S Customer 4297	\$ 5,105.15	\$ 5,243.97	2.72%	\$ 14,570.07	\$ 14,708.89	0.95%	\$ 2,251.55	\$ 2,331.29
MGS-S Customer 4298	\$ 4,366.96	\$ 4,502.61	3.11%	\$ 11,812.84	\$ 11,948.49	1.15%	\$ 2,022.92	\$ 2,085.79
MGS-S Customer 4299	\$ 5,615.85	\$ 5,756.43	2.50%	\$ 18,885.63	\$ 19,026.21	0.74%	\$ 2,385.12	\$ 2,486.17
MGS-S Customer 4300	\$ 5,632.85	\$ 5,746.99	2.03%	\$ 15,564.65	\$ 15,678.79	0.73%	\$ 2,272.28	\$ 2,374.63
MGS-S Customer 4301	\$ 7,807.17	\$ 7,959.25	1.95%	\$ 14,018.54	\$ 14,170.62	1.08%	\$ 3,190.53	\$ 3,297.90
MGS-S Customer 4302	\$ 6,795.96	\$ 6,942.18	2.15%	\$ 22,129.34	\$ 22,275.56	0.66%	\$ 2,779.34	\$ 2,881.25
MGS-S Customer 4303	\$ 4,947.24	\$ 5,058.24	2.24%	\$ 16,504.44	\$ 16,615.44	0.67%	\$ 2,041.88	\$ 2,119.97
MGS-S Customer 4304	\$ 5,947.88	\$ 6,090.59	2.40%	\$ 17,136.58	\$ 17,279.29	0.83%	\$ 2,526.37	\$ 2,613.01
MGS-S Customer 4305	\$ 4,893.93	\$ 5,031.37	2.81%	\$ 15,416.01	\$ 15,553.45	0.89%	\$ 2,160.97	\$ 2,253.22
MGS-S Customer 4306	\$ 8,863.75	\$ 9,019.83	1.76%	\$ 25,390.85	\$ 25,546.93	0.61%	\$ 3,475.41	\$ 3,593.92
MGS-S Customer 4307	\$ 8,294.10	\$ 8,420.28	1.52%	\$ 26,077.98	\$ 26,204.16	0.48%	\$ 3,123.48	\$ 3,247.10
MGS-S Customer 4308	\$ 9,119.64	\$ 9,252.51	1.46%	\$ 26,149.50	\$ 26,282.37	0.51%	\$ 3,526.03	\$ 3,508.41
MGS-S Customer 4309	\$ 4,291.95	\$ 4,401.40	2.55%	\$ 8,583.69	\$ 8,693.14	1.28%	\$ 1,908.59	\$ 1,932.27
MGS-S Customer 4310	\$ 11,481.05	\$ 11,647.86	1.45%	\$ 38,035.93	\$ 38,202.74	0.44%	\$ 4,257.05	\$ 4,446.45
MGS-S Customer 4311	\$ 5,732.07	\$ 5,873.88	2.47%	\$ 15,954.10	\$ 16,095.91	0.89%	\$ 2,461.84	\$ 2,544.00
MGS-S Customer 4312	\$ 5,796.43	\$ 5,937.59	2.44%	\$ 19,828.01	\$ 19,969.17	0.71%	\$ 2,431.57	\$ 2,546.42
MGS-S Customer 4313	\$ 3,347.47	\$ 3,451.38	3.10%	\$ 9,489.94	\$ 9,593.85	1.09%	\$ 1,539.03	\$ 1,599.34
MGS-S Customer 4314	\$ 7,940.69	\$ 8,065.12	1.57%	\$ 19,101.96	\$ 19,226.39	0.65%	\$ 3,017.85	\$ 3,179.57
MGS-S Customer 4315	\$ 7,348.75	\$ 7,470.19	1.65%	\$ 29,523.90	\$ 29,645.34	0.41%	\$ 2,781.84	\$ 2,883.16
MGS-S Customer 4316	\$ 7,801.16	\$ 7,952.76	1.94%	\$ 17,563.85	\$ 17,715.45	0.86%	\$ 3,159.39	\$ 3,271.75
MGS-S Customer 4317	\$ 4,061.16	\$ 4,195.12	3.30%	\$ 10,858.48	\$ 10,992.44	1.23%	\$ 1,910.76	\$ 1,987.19

Internal Use

Customer	Delivery 1/24 Prices	Delivery 8/24 Prices	Delivery % Difference	Bundled 1/24 Prices	Bundled 8/24 Prices	Bundled % Difference	Distribution 8/24 Prices	Distribution 1/25 Prices
MGS-S Customer 4318	\$ 4,586.42	\$ 4,722.77	2.97%	\$ 12,109.31	\$ 12,245.66	1.13%	\$ 2,081.64	\$ 2,166.04
MGS-S Customer 4319	\$ 11,136.83	\$ 11,274.80	1.24%	\$ 48,612.11	\$ 48,750.08	0.28%	\$ 3,955.28	\$ 4,098.34
MGS-S Customer 4320	\$ 6,633.20	\$ 6,778.83	2.20%	\$ 13,669.56	\$ 13,815.19	1.07%	\$ 2,753.84	\$ 2,891.15
MGS-S Customer 4321	\$ 19,408.15	\$ 19,627.98	1.13%	\$ 33,604.27	\$ 33,824.10	0.65%	\$ 7,197.56	\$ 7,358.44
MGS-S Customer 4322	\$ 3,929.75	\$ 4,036.24	2.71%	\$ 12,071.61	\$ 12,178.10	0.88%	\$ 1,721.77	\$ 1,788.66
MGS-S Customer 4323	\$ 6,234.24	\$ 6,377.55	2.30%	\$ 21,558.94	\$ 21,702.25	0.66%	\$ 2,578.79	\$ 2,687.97
MGS-S Customer 4324	\$ 4,941.07	\$ 5,079.37	2.80%	\$ 13,336.71	\$ 13,475.01	1.04%	\$ 2,210.53	\$ 2,279.63
MGS-S Customer 4325	\$ 16,463.13	\$ 16,655.31	1.17%	\$ 30,844.36	\$ 31,036.54	0.62%	\$ 6,045.04	\$ 6,268.86
MGS-S Customer 4326	\$ 5,068.25	\$ 5,179.34	2.19%	\$ 19,919.78	\$ 20,030.87	0.56%	\$ 2,052.41	\$ 2,140.89
MGS-S Customer 4327	\$ 4,111.27	\$ 4,218.31	2.60%	\$ 14,810.23	\$ 14,917.27	0.72%	\$ 1,762.37	\$ 1,834.73
MGS-S Customer 4328	\$ 1,927.97	\$ 2,058.44	6.77%	\$ 4,158.40	\$ 4,288.87	3.14%	\$ 1,258.15	\$ 1,318.65
MGS-S Customer 4329	\$ 6,011.36	\$ 6,154.50	2.38%	\$ 15,693.61	\$ 15,836.75	0.91%	\$ 2,557.26	\$ 2,646.20
MGS-S Customer 4330	\$ 9,907.41	\$ 10,066.24	1.60%	\$ 46,808.29	\$ 46,967.12	0.34%	\$ 3,676.78	\$ 3,816.41
MGS-S Customer 4331	\$ 5,685.88	\$ 5,799.89	2.01%	\$ 23,230.72	\$ 23,344.73	0.49%	\$ 2,253.82	\$ 2,334.45
MGS-S Customer 4332	\$ 6,252.45	\$ 6,396.35	2.30%	\$ 14,410.88	\$ 14,554.78	1.00%	\$ 2,625.74	\$ 2,747.79
MGS-S Customer 4333	\$ 6,806.85	\$ 6,926.02	1.75%	\$ 22,721.49	\$ 22,840.66	0.52%	\$ 2,628.86	\$ 2,741.98
MGS-S Customer 4334	\$ 7,167.06	\$ 7,287.90	1.69%	\$ 27,194.05	\$ 27,314.89	0.44%	\$ 2,737.92	\$ 2,834.24
MGS-S Customer 4335	\$ 9,697.20	\$ 9,856.13	1.64%	\$ 27,229.82	\$ 27,388.75	0.58%	\$ 3,704.92	\$ 3,890.49
MGS-S Customer 4336	\$ 19,548.98	\$ 19,752.91	1.04%	\$ 68,554.38	\$ 68,758.31	0.30%	\$ 6,867.82	\$ 7,095.36
MGS-S Customer 4337	\$ 1,970.74	\$ 2,094.87	6.30%	\$ 4,620.29	\$ 4,744.42	2.69%	\$ 1,220.83	\$ 1,289.49
MGS-S Customer 4338	\$ 27,226.22	\$ 27,493.95	0.98%	\$ 83,786.74	\$ 84,054.47	0.32%	\$ 9,680.06	\$ 9,871.57
MGS-S Customer 4339	\$ 6,996.77	\$ 7,116.25	1.71%	\$ 32,326.74	\$ 32,446.22	0.37%	\$ 2,641.84	\$ 2,737.46
MGS-S Customer 4340	\$ 4,461.63	\$ 4,597.38	3.04%	\$ 12,583.26	\$ 12,719.01	1.08%	\$ 2,037.57	\$ 2,117.55
MGS-S Customer 4341	\$ 5,364.17	\$ 5,503.37	2.59%	\$ 17,709.45	\$ 17,848.65	0.79%	\$ 2,293.77	\$ 2,408.29
MGS-S Customer 4342	\$ 25,828.83	\$ 26,060.14	0.90%	\$ 109,229.88	\$ 109,461.19	0.21%	\$ 8,788.23	\$ 9,035.21
MGS-S Customer 4343	\$ 3,845.28	\$ 3,978.39	3.46%	\$ 6,661.19	\$ 6,794.30	2.00%	\$ 1,856.11	\$ 1,942.65
MGS-S Customer 4344	\$ 4,790.61	\$ 4,927.74	2.86%	\$ 15,513.91	\$ 15,651.04	0.88%	\$ 2,133.36	\$ 2,213.28
MGS-S Customer 4345	\$ 12,630.89	\$ 12,778.36	1.17%	\$ 33,116.08	\$ 33,263.55	0.45%	\$ 4,609.92	\$ 4,732.67
MGS-S Customer 4346	\$ 3,411.31	\$ 3,515.34	3.05%	\$ 11,568.82	\$ 11,672.85	0.90%	\$ 1,546.63	\$ 1,607.31
MGS-S Customer 4347	\$ 19,745.83	\$ 19,949.46	1.03%	\$ 73,385.77	\$ 73,589.40	0.28%	\$ 6,867.23	\$ 7,140.80
MGS-S Customer 4348	\$ 4,093.05	\$ 4,227.43	3.28%	\$ 9,779.84	\$ 9,914.22	1.37%	\$ 1,936.68	\$ 2,004.19
MGS-S Customer 4349	\$ 4,583.71	\$ 4,720.75	2.99%	\$ 9,067.42	\$ 9,204.46	1.51%	\$ 2,104.96	\$ 2,189.29
MGS-S Customer 4350	\$ 4,602.60	\$ 4,712.63	2.39%	\$ 10,727.82	\$ 10,837.85	1.03%	\$ 1,969.52	\$ 2,036.42
MGS-S Customer 4351	\$ 4,765.81	\$ 4,876.72	2.33%	\$ 7,983.93	\$ 8,094.84	1.39%	\$ 2,036.25	\$ 2,116.52
MGS-S Customer 4352	\$ 19,170.96	\$ 19,371.69	1.05%	\$ 82,747.26	\$ 82,947.99	0.24%	\$ 6,640.08	\$ 6,859.23
MGS-S Customer 4353	\$ 4,191.37	\$ 4,326.09	3.21%	\$ 8,016.92	\$ 8,151.64	1.68%	\$ 1,968.87	\$ 2,055.65
MGS-S Customer 4354	\$ 3,362.26	\$ 3,466.80	3.11%	\$ 8,015.88	\$ 8,120.42	1.30%	\$ 1,572.46	\$ 1,610.12
MGS-S Customer 4355	\$ 21,030.41	\$ 21,213.95	0.87%	\$ 77,042.46	\$ 77,226.00	0.24%	\$ 7,182.29	\$ 7,420.85
MGS-S Customer 4356	\$ 13,790.57	\$ 13,968.59	1.29%	\$ 45,875.81	\$ 46,053.83	0.39%	\$ 5,032.43	\$ 5,205.10
MGS-S Customer 4357	\$ 7,087.24	\$ 7,235.06	2.09%	\$ 16,904.77	\$ 17,052.59	0.87%	\$ 2,901.60	\$ 3,026.29

Internal Use

Customer	Delivery 1/24 Prices	Delivery 8/24 Prices	Delivery % Difference	Bundled 1/24 Prices	Bundled 8/24 Prices	Bundled % Difference	Distribution 8/24 Prices	Distribution 1/25 Prices
MGS-S Customer 4358	\$ 6,974.83	\$ 7,121.62	2.10%	\$ 25,515.14	\$ 25,661.93	0.58%	\$ 2,818.58	\$ 2,920.66
MGS-S Customer 4359	\$ 4,018.64	\$ 4,126.55	2.69%	\$ 9,906.99	\$ 10,014.90	1.09%	\$ 1,801.82	\$ 1,826.30
MGS-S Customer 4360	\$ 1,522.31	\$ 1,644.41	8.02%	\$ 5,452.98	\$ 5,575.08	2.24%	\$ 1,070.65	\$ 1,120.83
MGS-S Customer 4361	\$ 12,324.98	\$ 12,496.44	1.39%	\$ 39,583.72	\$ 39,755.18	0.43%	\$ 4,568.03	\$ 4,727.95
MGS-S Customer 4362	\$ 4,742.40	\$ 4,852.49	2.32%	\$ 17,140.24	\$ 17,250.33	0.64%	\$ 1,973.38	\$ 2,040.59
MGS-S Customer 4363	\$ 10,945.24	\$ 11,110.83	1.51%	\$ 30,539.17	\$ 30,704.76	0.54%	\$ 4,152.90	\$ 4,300.85
MGS-S Customer 4364	\$ 4,331.56	\$ 4,440.26	2.51%	\$ 8,851.26	\$ 8,959.96	1.23%	\$ 1,879.97	\$ 1,955.62
MGS-S Customer 4365	\$ 20,499.80	\$ 20,710.47	1.03%	\$ 45,875.48	\$ 46,086.15	0.46%	\$ 7,348.29	\$ 7,597.18
MGS-S Customer 4366	\$ 5,172.33	\$ 5,311.26	2.69%	\$ 15,415.95	\$ 15,554.88	0.90%	\$ 2,262.99	\$ 2,350.84
MGS-S Customer 4367	\$ 5,861.09	\$ 6,003.16	2.42%	\$ 17,100.06	\$ 17,242.13	0.83%	\$ 2,487.15	\$ 2,584.94
MGS-S Customer 4368	\$ 10,271.46	\$ 10,409.38	1.34%	\$ 11,667.42	\$ 11,805.34	1.18%	\$ 3,936.50	\$ 4,046.27
MGS-S Customer 4369	\$ 31,544.38	\$ 31,923.56	1.20%	\$ 78,049.69	\$ 78,428.87	0.49%	\$ 11,765.34	\$ 12,081.63
MGS-S Customer 4370	\$ 15,766.88	\$ 15,954.21	1.19%	\$ 44,245.96	\$ 44,433.29	0.42%	\$ 5,705.24	\$ 5,927.02
MGS-S Customer 4371	\$ 1,692.85	\$ 1,815.82	7.26%	\$ 4,809.28	\$ 4,932.25	2.56%	\$ 1,132.81	\$ 1,186.54
MGS-S Customer 4372	\$ 6,311.48	\$ 6,454.35	2.26%	\$ 30,437.80	\$ 30,580.67	0.47%	\$ 2,546.38	\$ 2,651.61
MGS-S Customer 4373	\$ 25,455.97	\$ 25,686.68	0.91%	\$ 64,808.38	\$ 65,039.09	0.36%	\$ 8,829.07	\$ 9,256.63
MGS-S Customer 4374	\$ 2,263.50	\$ 2,362.82	4.39%	\$ 5,871.15	\$ 5,970.47	1.69%	\$ 1,204.11	\$ 1,234.73
MGS-S Customer 4375	\$ 1,634.68	\$ 1,756.05	7.42%	\$ 17,362.96	\$ 17,484.33	0.70%	\$ 1,021.86	\$ 1,077.48
MGS-S Customer 4376	\$ 6,974.13	\$ 7,093.24	1.71%	\$ 34,443.00	\$ 34,562.11	0.35%	\$ 2,617.33	\$ 2,714.88
MGS-S Customer 4377	\$ 10,021.27	\$ 10,154.53	1.33%	\$ 41,795.71	\$ 41,928.97	0.32%	\$ 3,619.67	\$ 3,748.53
MGS-S Customer 4378	\$ 7,666.56	\$ 7,816.80	1.96%	\$ 23,786.88	\$ 23,937.12	0.63%	\$ 3,065.95	\$ 3,180.51
MGS-S Customer 4379	\$ 2,840.03	\$ 2,968.16	4.51%	\$ 7,573.75	\$ 7,701.88	1.69%	\$ 1,502.93	\$ 1,577.71
MGS-S Customer 4380	\$ 3,510.74	\$ 3,615.44	2.98%	\$ 9,896.48	\$ 10,001.18	1.06%	\$ 1,593.99	\$ 1,654.27
MGS-S Customer 4381	\$ 2,913.14	\$ 3,015.10	3.50%	\$ 8,138.42	\$ 8,240.38	1.25%	\$ 1,399.55	\$ 1,453.81
MGS-S Customer 4382	\$ 9,309.89	\$ 9,465.50	1.67%	\$ 49,266.87	\$ 49,422.48	0.32%	\$ 3,450.42	\$ 3,586.71
MGS-S Customer 4383	\$ 9,704.70	\$ 9,859.54	1.60%	\$ 234,738.86	\$ 234,893.70	0.07%	\$ 2,396.34	\$ 2,515.76
MGS-S Customer 4384	\$ 2,321.65	\$ 2,420.95	4.28%	\$ 9,417.54	\$ 9,516.84	1.05%	\$ 1,201.49	\$ 1,229.70
MGS-S Customer 4385	\$ 7,144.03	\$ 7,264.97	1.69%	\$ 19,767.88	\$ 19,888.82	0.61%	\$ 2,758.07	\$ 2,885.34
MGS-S Customer 4386	\$ 5,860.28	\$ 6,002.35	2.42%	\$ 17,034.58	\$ 17,176.65	0.83%	\$ 2,487.25	\$ 2,585.14
MGS-S Customer 4387	\$ 11,328.22	\$ 11,494.69	1.47%	\$ 42,718.73	\$ 42,885.20	0.39%	\$ 4,209.58	\$ 4,348.23
MGS-S Customer 4388	\$ 12,689.88	\$ 12,863.54	1.37%	\$ 42,727.51	\$ 42,901.17	0.41%	\$ 4,704.57	\$ 4,826.75
MGS-S Customer 4389	\$ 4,915.60	\$ 5,053.78	2.81%	\$ 9,390.51	\$ 9,528.69	1.47%	\$ 2,212.50	\$ 2,303.21
MGS-S Customer 4390	\$ 4,933.04	\$ 5,070.99	2.80%	\$ 14,579.18	\$ 14,717.13	0.95%	\$ 2,191.06	\$ 2,270.14
MGS-S Customer 4391	\$ 31,259.69	\$ 31,516.47	0.82%	\$ 115,101.80	\$ 115,358.58	0.22%	\$ 10,605.23	\$ 10,934.35
MGS-S Customer 4392	\$ 10,293.65	\$ 10,456.74	1.58%	\$ 22,271.68	\$ 22,434.77	0.73%	\$ 3,979.13	\$ 4,129.09
MGS-S Customer 4393	\$ 6,556.00	\$ 6,674.50	1.81%	\$ 20,560.15	\$ 20,678.65	0.58%	\$ 2,572.04	\$ 2,663.86
MGS-S Customer 4394	\$ 5,278.72	\$ 5,391.08	2.13%	\$ 18,604.95	\$ 18,717.31	0.60%	\$ 2,139.54	\$ 2,223.81
MGS-S Customer 4395	\$ 2,610.09	\$ 2,737.71	4.89%	\$ 5,328.88	\$ 5,456.50	2.39%	\$ 1,456.45	\$ 1,506.94
MGS-S Customer 4396	\$ 3,217.24	\$ 3,321.07	3.23%	\$ 7,627.93	\$ 7,731.76	1.36%	\$ 1,523.14	\$ 1,561.71
MGS-S Customer 4397	\$ 11,523.72	\$ 11,692.10	1.46%	\$ 29,079.19	\$ 29,247.57	0.58%	\$ 4,355.10	\$ 4,519.59

Customer	Delivery 1/24 Prices	Delivery 8/24 Prices	Delivery % Difference	Bundled 1/24 Prices	Bundled 8/24 Prices	Bundled % Difference	Distribution 8/24 Prices	Distribution 1/25 Prices
MGS-S Customer 4398	\$ 3,791.48	\$ 3,897.03	2.78%	\$ 13,174.36	\$ 13,279.91	0.80%	\$ 1,659.42	\$ 1,733.43
MGS-S Customer 4399	\$ 7,862.69	\$ 7,986.63	1.58%	\$ 29,714.25	\$ 29,838.19	0.42%	\$ 2,958.48	\$ 3,064.89
MGS-S Customer 4400	\$ 13,777.05	\$ 13,954.55	1.29%	\$ 52,864.37	\$ 53,041.87	0.34%	\$ 4,989.68	\$ 5,147.67
MGS-S Customer 4401	\$ 4,569.10	\$ 4,705.52	2.99%	\$ 11,492.45	\$ 11,628.87	1.19%	\$ 2,083.94	\$ 2,163.16
MGS-S Customer 4402	\$ 30,827.07	\$ 31,082.27	0.83%	\$ 87,684.67	\$ 87,939.87	0.29%	\$ 10,550.12	\$ 11,001.69
MGS-S Customer 4403	\$ 8,058.14	\$ 8,210.11	1.89%	\$ 27,629.22	\$ 27,781.19	0.55%	\$ 3,183.27	\$ 3,290.35
MGS-S Customer 4404	\$ 4,056.83	\$ 4,163.67	2.63%	\$ 13,692.57	\$ 13,799.41	0.78%	\$ 1,749.82	\$ 1,823.69
MGS-S Customer 4405	\$ 2,753.19	\$ 2,881.13	4.65%	\$ 6,902.90	\$ 7,030.84	1.85%	\$ 1,484.98	\$ 1,549.49
MGS-S Customer 4406	\$ 4,989.72	\$ 5,101.00	2.23%	\$ 15,340.07	\$ 15,451.35	0.73%	\$ 2,062.60	\$ 2,143.97
MGS-S Customer 4407	\$ 3,850.22	\$ 3,956.19	2.75%	\$ 10,944.85	\$ 11,050.82	0.97%	\$ 1,691.62	\$ 1,771.22
MGS-S Customer 4408	\$ 5,283.87	\$ 5,423.26	2.64%	\$ 17,088.68	\$ 17,228.07	0.82%	\$ 2,293.91	\$ 2,377.59
MGS-S Customer 4409	\$ 4,546.86	\$ 4,683.09	3.00%	\$ 12,051.70	\$ 12,187.93	1.13%	\$ 2,071.38	\$ 2,151.52
MGS-S Customer 4410	\$ 5,019.95	\$ 5,159.42	2.78%	\$ 6,253.65	\$ 6,393.12	2.23%	\$ 2,291.15	\$ 2,357.00
MGS-S Customer 4411	\$ 5,765.99	\$ 5,907.88	2.46%	\$ 25,145.11	\$ 25,287.00	0.56%	\$ 2,404.00	\$ 2,501.83
MGS-S Customer 4412	\$ 7,028.82	\$ 7,148.88	1.71%	\$ 26,869.45	\$ 26,989.51	0.45%	\$ 2,685.93	\$ 2,789.06
MGS-S Customer 4413	\$ 17,941.73	\$ 18,140.57	1.11%	\$ 50,813.10	\$ 51,011.94	0.39%	\$ 6,479.47	\$ 6,636.66
MGS-S Customer 4414	\$ 6,023.61	\$ 6,139.29	1.92%	\$ 22,328.01	\$ 22,443.69	0.52%	\$ 2,374.00	\$ 2,462.01
MGS-S Customer 4415	\$ 33,334.84	\$ 33,599.78	0.79%	\$ 134,279.93	\$ 134,544.87	0.20%	\$ 11,186.03	\$ 11,538.37
MGS-S Customer 4416	\$ 2,035.01	\$ 2,132.92	4.81%	\$ 5,251.99	\$ 5,349.90	1.86%	\$ 1,113.93	\$ 1,161.97
MGS-S Customer 4417	\$ 4,833.82	\$ 4,970.93	2.84%	\$ 16,677.25	\$ 16,814.36	0.82%	\$ 2,135.48	\$ 2,221.70
MGS-S Customer 4418	\$ 10,922.37	\$ 11,087.66	1.51%	\$ 26,233.70	\$ 26,398.99	0.63%	\$ 4,147.46	\$ 4,330.89
MGS-S Customer 4419	\$ 2,833.92	\$ 2,962.35	4.53%	\$ 7,018.83	\$ 7,147.26	1.83%	\$ 1,516.76	\$ 1,576.15
MGS-S Customer 4420	\$ 4,149.82	\$ 4,284.16	3.24%	\$ 11,646.89	\$ 11,781.23	1.15%	\$ 1,937.12	\$ 2,012.86
MGS-S Customer 4421	\$ 3,080.34	\$ 3,209.82	4.20%	\$ 8,276.37	\$ 8,405.85	1.56%	\$ 1,591.57	\$ 1,655.48
MGS-S Customer 4422	\$ 11,065.30	\$ 11,263.62	1.79%	\$ 26,175.53	\$ 26,373.85	0.76%	\$ 4,488.21	\$ 4,562.83
MGS-S Customer 4423	\$ 15,304.88	\$ 15,495.16	1.24%	\$ 66,440.16	\$ 66,630.44	0.29%	\$ 5,455.56	\$ 5,646.82
MGS-S Customer 4424	\$ 12,371.66	\$ 12,515.39	1.16%	\$ 42,965.53	\$ 43,109.26	0.33%	\$ 4,385.04	\$ 4,588.61
MGS-S Customer 4425	\$ 11,956.35	\$ 12,126.69	1.42%	\$ 25,439.46	\$ 25,609.80	0.67%	\$ 4,507.74	\$ 4,705.78
MGS-S Customer 4426	\$ 3,325.45	\$ 3,455.81	3.92%	\$ 11,936.36	\$ 12,066.72	1.09%	\$ 1,653.57	\$ 1,716.04
MGS-S Customer 4427	\$ 57,934.54	\$ 58,308.36	0.65%	\$ 234,979.24	\$ 235,353.06	0.16%	\$ 18,935.43	\$ 19,604.18
MGS-S Customer 4428	\$ 11,218.95	\$ 11,388.49	1.51%	\$ 21,502.68	\$ 21,672.22	0.79%	\$ 4,386.47	\$ 4,441.72
MGS-S Customer 4429	\$ 8,464.86	\$ 8,617.86	1.81%	\$ 34,329.58	\$ 34,482.58	0.45%	\$ 3,264.04	\$ 3,391.28
MGS-S Customer 4430	\$ 4,146.22	\$ 4,254.07	2.60%	\$ 11,041.35	\$ 11,149.20	0.98%	\$ 1,812.80	\$ 1,870.65
MGS-S Customer 4431	\$ 11,193.25	\$ 11,332.13	1.24%	\$ 41,325.72	\$ 41,464.60	0.34%	\$ 4,021.91	\$ 4,171.26
MGS-S Customer 4432	\$ 3,454.03	\$ 3,559.20	3.04%	\$ 3,454.03	\$ 3,559.20	3.04%	\$ 1,623.62	\$ 1,678.66
MGS-S Customer 4433	\$ 5,283.14	\$ 5,395.29	2.12%	\$ 21,896.96	\$ 22,009.11	0.51%	\$ 2,122.41	\$ 2,200.80
MGS-S Customer 4434	\$ 2,944.02	\$ 3,045.76	3.46%	\$ 8,932.24	\$ 9,033.98	1.14%	\$ 1,391.78	\$ 1,462.73
MGS-S Customer 4435	\$ 2,097.09	\$ 2,221.88	5.95%	\$ 3,844.18	\$ 3,968.97	3.25%	\$ 1,268.61	\$ 1,340.40
MGS-S Customer 4436	\$ 16,827.46	\$ 17,021.30	1.15%	\$ 34,049.28	\$ 34,243.12	0.57%	\$ 6,157.38	\$ 6,373.52
MGS-S Customer 4437	\$ 5,550.13	\$ 5,690.79	2.53%	\$ 14,502.69	\$ 14,643.35	0.97%	\$ 2,390.96	\$ 2,494.46

Internal Use

Customer	Delivery 1/24 Prices	Delivery 8/24 Prices	Delivery % Difference	Bundled 1/24 Prices	Bundled 8/24 Prices	Bundled % Difference	Distribution 8/24 Prices	Distribution 1/25 Prices
MGS-S Customer 4438	\$ 6,734.47	\$ 6,880.29	2.17%	\$ 21,300.35	\$ 21,446.17	0.68%	\$ 2,755.77	\$ 2,867.46
MGS-S Customer 4439	\$ 3,778.97	\$ 3,911.37	3.50%	\$ 6,726.06	\$ 6,858.46	1.97%	\$ 1,815.66	\$ 1,923.26
MGS-S Customer 4440	\$ 14,932.06	\$ 15,115.74	1.23%	\$ 36,358.78	\$ 36,542.46	0.51%	\$ 5,455.60	\$ 5,689.98
MGS-S Customer 4441	\$ 2,403.81	\$ 2,503.15	4.13%	\$ 8,615.87	\$ 8,715.21	1.15%	\$ 1,216.33	\$ 1,269.95
MGS-S Customer 4442	\$ 1,295.96	\$ 1,417.12	9.35%	\$ 2,635.93	\$ 2,757.09	4.60%	\$ 1,006.94	\$ 1,061.59
MGS-S Customer 4443	\$ 5,191.99	\$ 5,331.69	2.69%	\$ 11,179.41	\$ 11,319.11	1.25%	\$ 2,310.72	\$ 2,384.83
MGS-S Customer 4444	\$ 5,018.48	\$ 5,129.90	2.22%	\$ 13,996.40	\$ 14,107.82	0.80%	\$ 2,076.24	\$ 2,165.33
MGS-S Customer 4445	\$ 8,412.70	\$ 8,566.43	1.83%	\$ 22,517.41	\$ 22,671.14	0.68%	\$ 3,320.27	\$ 3,458.89
MGS-S Customer 4446	\$ 6,156.83	\$ 6,300.04	2.33%	\$ 21,708.91	\$ 21,852.12	0.66%	\$ 2,563.89	\$ 2,655.75
MGS-S Customer 4447	\$ 6,352.72	\$ 6,497.72	2.28%	\$ 11,604.62	\$ 11,749.62	1.25%	\$ 2,695.05	\$ 2,799.32
MGS-S Customer 4448	\$ 43,188.32	\$ 43,496.56	0.71%	\$ 179,194.08	\$ 179,502.32	0.17%	\$ 14,264.20	\$ 14,734.94
MGS-S Customer 4449	\$ 20,758.90	\$ 20,970.72	1.02%	\$ 37,222.01	\$ 37,433.83	0.57%	\$ 7,454.99	\$ 7,762.93
MGS-S Customer 4450	\$ 10,520.25	\$ 10,683.50	1.55%	\$ 33,062.19	\$ 33,225.44	0.49%	\$ 3,987.61	\$ 4,131.67
MGS-S Customer 4451	\$ 6,692.30	\$ 6,811.87	1.79%	\$ 16,500.58	\$ 16,620.15	0.72%	\$ 2,647.62	\$ 2,741.25
MGS-S Customer 4452	\$ 28,049.19	\$ 28,288.88	0.85%	\$ 120,145.71	\$ 120,385.40	0.20%	\$ 9,419.21	\$ 9,765.58
MGS-S Customer 4453	\$ 5,179.43	\$ 5,318.75	2.69%	\$ 12,752.03	\$ 12,891.35	1.09%	\$ 2,288.41	\$ 2,371.10
MGS-S Customer 4454	\$ 34,066.81	\$ 34,396.77	0.97%	\$ 109,672.79	\$ 110,002.75	0.30%	\$ 12,062.40	\$ 12,343.56
MGS-S Customer 4455	\$ 3,931.87	\$ 4,065.79	3.41%	\$ 5,769.23	\$ 5,903.15	2.32%	\$ 1,905.27	\$ 1,976.27
MGS-S Customer 4456	\$ 10,615.30	\$ 10,778.13	1.53%	\$ 41,617.66	\$ 41,780.49	0.39%	\$ 3,959.19	\$ 4,105.18
MGS-S Customer 4457	\$ 11,919.99	\$ 12,090.33	1.43%	\$ 32,953.65	\$ 33,123.99	0.52%	\$ 4,483.38	\$ 4,628.23
MGS-S Customer 4458	\$ 4,520.81	\$ 4,630.11	2.42%	\$ 12,657.87	\$ 12,767.17	0.86%	\$ 1,921.36	\$ 1,995.32
MGS-S Customer 4459	\$ 24,519.91	\$ 24,745.07	0.92%	\$ 94,380.72	\$ 94,605.88	0.24%	\$ 8,385.31	\$ 8,689.13
MGS-S Customer 4460	\$ 2,872.16	\$ 2,973.83	3.54%	\$ 8,316.02	\$ 8,417.69	1.22%	\$ 1,381.02	\$ 1,438.81
MGS-S Customer 4461	\$ 14,100.52	\$ 14,279.48	1.27%	\$ 54,193.36	\$ 54,372.32	0.33%	\$ 5,092.62	\$ 5,253.40
MGS-S Customer 4462	\$ 4,324.97	\$ 4,460.00	3.12%	\$ 12,361.59	\$ 12,496.62	1.09%	\$ 1,988.33	\$ 2,071.39
MGS-S Customer 4463	\$ 11,710.40	\$ 11,879.91	1.45%	\$ 35,746.90	\$ 35,916.41	0.47%	\$ 4,412.34	\$ 4,527.92
MGS-S Customer 4464	\$ 5,305.70	\$ 5,445.04	2.63%	\$ 18,651.70	\$ 18,791.04	0.75%	\$ 2,290.43	\$ 2,374.30
MGS-S Customer 4465	\$ 3,575.64	\$ 3,707.53	3.69%	\$ 8,534.68	\$ 8,666.57	1.55%	\$ 1,761.84	\$ 1,829.93
MGS-S Customer 4466	\$ 3,636.32	\$ 3,768.27	3.63%	\$ 8,915.30	\$ 9,047.25	1.48%	\$ 1,771.97	\$ 1,851.10
MGS-S Customer 4467	\$ 7,430.68	\$ 7,586.49	2.10%	\$ 18,006.92	\$ 18,162.73	0.87%	\$ 3,075.22	\$ 3,174.26
MGS-S Customer 4468	\$ 9,655.21	\$ 9,817.60	1.68%	\$ 16,876.67	\$ 17,039.06	0.96%	\$ 3,879.21	\$ 3,917.00
MGS-S Customer 4469	\$ 3,903.10	\$ 4,036.54	3.42%	\$ 8,892.54	\$ 9,025.98	1.50%	\$ 1,872.38	\$ 1,944.13
MGS-S Customer 4470	\$ 3,907.51	\$ 4,040.94	3.41%	\$ 9,716.67	\$ 9,850.10	1.37%	\$ 1,870.67	\$ 1,939.15
MGS-S Customer 4471	\$ 5,038.63	\$ 5,150.16	2.21%	\$ 15,291.17	\$ 15,402.70	0.73%	\$ 2,080.60	\$ 2,161.54
MGS-S Customer 4472	\$ 16,998.55	\$ 17,191.50	1.14%	\$ 46,661.40	\$ 46,854.35	0.41%	\$ 6,107.56	\$ 6,350.63
MGS-S Customer 4473	\$ 4,436.66	\$ 4,572.51	3.06%	\$ 10,878.16	\$ 11,014.01	1.25%	\$ 2,043.16	\$ 2,120.13
MGS-S Customer 4474	\$ 28,967.76	\$ 29,186.45	0.75%	\$ 108,239.32	\$ 108,458.01	0.20%	\$ 9,686.85	\$ 10,033.91
MGS-S Customer 4475	\$ 6,119.00	\$ 6,262.59	2.35%	\$ 12,874.61	\$ 13,018.20	1.12%	\$ 2,598.46	\$ 2,708.91
MGS-S Customer 4476	\$ 9,731.27	\$ 9,864.20	1.37%	\$ 25,956.71	\$ 26,089.64	0.51%	\$ 3,608.64	\$ 3,763.60
MGS-S Customer 4477	\$ 42,758.42	\$ 43,137.79	0.89%	\$ 169,865.32	\$ 170,244.69	0.22%	\$ 14,704.15	\$ 15,115.78

Customer	Delivery 1/24 Prices	Delivery 8/24 Prices	Delivery % Difference	Bundled 1/24 Prices	Bundled 8/24 Prices	Bundled % Difference	Distribution 8/24 Prices	Distribution 1/25 Prices
MGS-S Customer 4478	\$ 7,556.48	\$ 7,706.34	1.98%	\$ 23,525.97	\$ 23,675.83	0.64%	\$ 3,035.20	\$ 3,141.63
MGS-S Customer 4479	\$ 4,382.61	\$ 4,517.66	3.08%	\$ 14,620.63	\$ 14,755.68	0.92%	\$ 1,990.89	\$ 2,076.32
MGS-S Customer 4480	\$ 4,018.19	\$ 4,125.14	2.66%	\$ 11,374.37	\$ 11,481.32	0.94%	\$ 1,755.52	\$ 1,825.60
MGS-S Customer 4481	\$ 5,206.06	\$ 5,345.15	2.67%	\$ 11,906.48	\$ 12,045.57	1.17%	\$ 2,284.09	\$ 2,391.95
MGS-S Customer 4482	\$ 9,003.31	\$ 9,158.87	1.73%	\$ 25,237.89	\$ 25,393.45	0.62%	\$ 3,470.86	\$ 3,659.58
MGS-S Customer 4483	\$ 8,977.13	\$ 9,134.25	1.75%	\$ 14,169.27	\$ 14,326.39	1.11%	\$ 3,565.21	\$ 3,721.70
MGS-S Customer 4484	\$ 14,804.11	\$ 14,986.32	1.23%	\$ 53,324.68	\$ 53,506.89	0.34%	\$ 5,330.13	\$ 5,513.57
MGS-S Customer 4485	\$ 846.15	\$ 938.63	10.93%	\$ 961.21	\$ 1,053.69	9.62%	\$ 730.39	\$ 769.45
MGS-S Customer 4486	\$ 6,182.58	\$ 6,326.29	2.32%	\$ 11,356.44	\$ 11,500.15	1.27%	\$ 2,616.57	\$ 2,746.34
MGS-S Customer 4487	\$ 10,603.25	\$ 10,766.93	1.54%	\$ 35,023.68	\$ 35,187.36	0.47%	\$ 4,012.11	\$ 4,144.69
MGS-S Customer 4488	\$ 5,016.59	\$ 5,154.32	2.75%	\$ 15,970.59	\$ 16,108.32	0.86%	\$ 2,188.69	\$ 2,295.96
MGS-S Customer 4489	\$ 18,792.02	\$ 18,965.05	0.92%	\$ 70,155.82	\$ 70,328.85	0.25%	\$ 6,444.67	\$ 6,675.31
MGS-S Customer 4490	\$ 5,425.77	\$ 5,565.94	2.58%	\$ 11,440.84	\$ 11,581.01	1.23%	\$ 2,361.06	\$ 2,474.18
MGS-S Customer 4491	\$ 8,639.57	\$ 8,767.99	1.49%	\$ 22,808.26	\$ 22,936.68	0.56%	\$ 3,275.80	\$ 3,390.68
MGS-S Customer 4492	\$ 24,433.35	\$ 24,657.18	0.92%	\$ 108,129.20	\$ 108,353.03	0.21%	\$ 8,279.28	\$ 8,555.11
MGS-S Customer 4493	\$ 6,891.00	\$ 7,010.56	1.74%	\$ 24,194.75	\$ 24,314.31	0.49%	\$ 2,652.92	\$ 2,760.06
MGS-S Customer 4494	\$ 7,877.70	\$ 8,028.99	1.92%	\$ 21,739.71	\$ 21,891.00	0.70%	\$ 3,144.99	\$ 3,272.58
MGS-S Customer 4495	\$ 3,953.24	\$ 4,060.29	2.71%	\$ 11,629.93	\$ 11,736.98	0.92%	\$ 1,750.57	\$ 1,795.32
MGS-S Customer 4496	\$ 5,721.83	\$ 5,863.83	2.48%	\$ 10,402.07	\$ 10,544.07	1.37%	\$ 2,483.48	\$ 2,583.54
MGS-S Customer 4497	\$ 4,242.96	\$ 4,377.79	3.18%	\$ 10,911.04	\$ 11,045.87	1.24%	\$ 1,972.88	\$ 2,051.71
MGS-S Customer 4498	\$ 3,863.37	\$ 3,969.53	2.75%	\$ 11,686.20	\$ 11,792.36	0.91%	\$ 1,699.47	\$ 1,768.30
MGS-S Customer 4499	\$ 10,244.30	\$ 10,418.89	1.70%	\$ 19,778.46	\$ 19,953.05	0.88%	\$ 4,059.23	\$ 4,205.41
MGS-S Customer 4500	\$ 13,961.49	\$ 14,139.34	1.27%	\$ 54,081.75	\$ 54,259.60	0.33%	\$ 5,025.67	\$ 5,210.06
MGS-S Customer 4501	\$ 5,199.46	\$ 5,338.80	2.68%	\$ 11,754.88	\$ 11,894.22	1.19%	\$ 2,294.39	\$ 2,387.50
MGS-S Customer 4502	\$ 4,030.14	\$ 4,137.51	2.66%	\$ 6,722.19	\$ 6,829.56	1.60%	\$ 1,787.34	\$ 1,864.24
MGS-S Customer 4503	\$ 2,767.24	\$ 2,895.05	4.62%	\$ 8,032.51	\$ 8,160.32	1.59%	\$ 1,478.30	\$ 1,547.47
MGS-S Customer 4504	\$ 10,559.86	\$ 10,723.51	1.55%	\$ 34,472.96	\$ 34,636.61	0.47%	\$ 4,006.65	\$ 4,131.57
MGS-S Customer 4505	\$ 10,466.11	\$ 10,630.10	1.57%	\$ 28,743.73	\$ 28,907.72	0.57%	\$ 4,024.50	\$ 4,136.05
MGS-S Customer 4506	\$ 9,799.51	\$ 9,932.62	1.36%	\$ 32,409.43	\$ 32,542.54	0.41%	\$ 3,608.61	\$ 3,736.17
MGS-S Customer 4507	\$ 5,092.80	\$ 5,231.57	2.72%	\$ 12,350.83	\$ 12,489.60	1.12%	\$ 2,253.48	\$ 2,345.22
MGS-S Customer 4508	\$ 17,729.63	\$ 17,963.58	1.32%	\$ 54,751.06	\$ 54,985.01	0.43%	\$ 6,556.49	\$ 6,813.14
MGS-S Customer 4509	\$ 4,088.79	\$ 4,222.88	3.28%	\$ 9,973.37	\$ 10,107.46	1.34%	\$ 1,922.32	\$ 2,004.48
MGS-S Customer 4510	\$ 4,755.57	\$ 4,866.16	2.33%	\$ 11,862.88	\$ 11,973.47	0.93%	\$ 2,010.62	\$ 2,083.93
MGS-S Customer 4511	\$ 5,827.88	\$ 5,969.72	2.43%	\$ 16,778.91	\$ 16,920.75	0.85%	\$ 2,473.39	\$ 2,576.64
MGS-S Customer 4512	\$ 59,741.75	\$ 60,125.61	0.64%	\$ 249,133.78	\$ 249,517.64	0.15%	\$ 19,540.42	\$ 20,134.39
MGS-S Customer 4513	\$ 2,905.21	\$ 3,007.41	3.52%	\$ 7,722.22	\$ 7,824.42	1.32%	\$ 1,409.98	\$ 1,451.12
MGS-S Customer 4514	\$ 7,796.75	\$ 7,947.40	1.93%	\$ 23,135.50	\$ 23,286.15	0.65%	\$ 3,102.49	\$ 3,235.13
MGS-S Customer 4515	\$ 11,317.42	\$ 11,485.83	1.49%	\$ 19,624.39	\$ 19,792.80	0.86%	\$ 4,354.18	\$ 4,512.04
MGS-S Customer 4516	\$ 5,662.73	\$ 5,804.78	2.51%	\$ 9,209.47	\$ 9,351.52	1.54%	\$ 2,480.92	\$ 2,568.32
MGS-S Customer 4517	\$ 556.00	\$ 647.16	16.40%	\$ 572.68	\$ 663.84	15.92%	\$ 635.28	\$ 668.12

Internal Use

Customer	Delivery 1/24 Prices	Delivery 8/24 Prices	Delivery % Difference	Bundled 1/24 Prices	Bundled 8/24 Prices	Bundled % Difference	Distribution 8/24 Prices	Distribution 1/25 Prices
MGS-S Customer 4518	\$ 40,503.87	\$ 40,800.50	0.73%	\$ 158,232.01	\$ 158,528.64	0.19%	\$ 13,456.34	\$ 13,934.39
MGS-S Customer 4519	\$ 3,420.92	\$ 3,525.03	3.04%	\$ 11,901.68	\$ 12,005.79	0.87%	\$ 1,550.76	\$ 1,607.51
MGS-S Customer 4520	\$ 10,390.69	\$ 10,525.62	1.30%	\$ 40,465.34	\$ 40,600.27	0.33%	\$ 3,745.28	\$ 3,892.77
MGS-S Customer 4521	\$ 1,157.37	\$ 1,251.20	8.11%	\$ 2,148.95	\$ 2,242.78	4.37%	\$ 827.21	\$ 872.61
MGS-S Customer 4522	\$ 13,111.08	\$ 13,257.83	1.12%	\$ 58,005.39	\$ 58,152.14	0.25%	\$ 4,575.78	\$ 4,734.21
MGS-S Customer 4523	\$ 4,940.12	\$ 5,078.03	2.79%	\$ 14,483.42	\$ 14,621.33	0.95%	\$ 2,190.10	\$ 2,274.47
MGS-S Customer 4524	\$ 4,898.84	\$ 5,009.44	2.26%	\$ 17,753.85	\$ 17,864.45	0.62%	\$ 2,014.71	\$ 2,094.32
MGS-S Customer 4525	\$ 7,085.56	\$ 7,233.12	2.08%	\$ 20,381.28	\$ 20,528.84	0.72%	\$ 2,880.20	\$ 3,000.04
MGS-S Customer 4526	\$ 1,451.75	\$ 1,573.58	8.39%	\$ 4,583.37	\$ 4,705.20	2.66%	\$ 1,051.55	\$ 1,102.07
MGS-S Customer 4527	\$ 1,220.41	\$ 1,341.32	9.91%	\$ 1,506.64	\$ 1,627.55	8.03%	\$ 989.10	\$ 1,042.58
MGS-S Customer 4528	\$ 3,492.73	\$ 3,597.35	3.00%	\$ 9,235.85	\$ 9,340.47	1.13%	\$ 1,589.63	\$ 1,653.30
MGS-S Customer 4529	\$ 5,525.61	\$ 5,665.92	2.54%	\$ 19,590.44	\$ 19,730.75	0.72%	\$ 2,359.24	\$ 2,446.19
MGS-S Customer 4530	\$ 5,217.75	\$ 5,330.31	2.16%	\$ 15,196.28	\$ 15,308.84	0.74%	\$ 2,149.43	\$ 2,224.33
MGS-S Customer 4531	\$ 7,421.65	\$ 7,570.84	2.01%	\$ 18,253.85	\$ 18,403.04	0.82%	\$ 3,002.03	\$ 3,137.47
MGS-S Customer 4532	\$ 4,689.09	\$ 4,825.50	2.91%	\$ 11,101.22	\$ 11,237.63	1.23%	\$ 2,100.23	\$ 2,216.39
MGS-S Customer 4533	\$ 8,368.78	\$ 8,522.37	1.84%	\$ 25,034.82	\$ 25,188.41	0.61%	\$ 3,301.83	\$ 3,421.41
MGS-S Customer 4534	\$ 5,252.77	\$ 5,365.06	2.14%	\$ 18,439.83	\$ 18,552.12	0.61%	\$ 2,133.76	\$ 2,215.17
MGS-S Customer 4535	\$ 19,049.19	\$ 19,359.76	1.63%	\$ 39,159.60	\$ 39,470.17	0.79%	\$ 7,693.66	\$ 7,800.27
MGS-S Customer 4536	\$ 8,286.56	\$ 8,439.02	1.84%	\$ 32,280.33	\$ 32,432.79	0.47%	\$ 3,221.94	\$ 3,340.87
MGS-S Customer 4537	\$ 7,035.53	\$ 7,183.74	2.11%	\$ 14,855.74	\$ 15,003.95	1.00%	\$ 2,916.98	\$ 3,017.21
MGS-S Customer 4538	\$ 1,908.88	\$ 2,006.58	5.12%	\$ 4,267.17	\$ 4,364.87	2.29%	\$ 1,090.80	\$ 1,120.27
MGS-S Customer 4539	\$ 8,641.05	\$ 8,795.39	1.79%	\$ 30,533.97	\$ 30,688.31	0.51%	\$ 3,356.16	\$ 3,479.75
MGS-S Customer 4540	\$ 9,158.67	\$ 9,315.68	1.71%	\$ 22,863.91	\$ 23,020.92	0.69%	\$ 3,561.12	\$ 3,726.31
MGS-S Customer 4541	\$ 10,867.27	\$ 11,032.19	1.52%	\$ 14,537.08	\$ 14,702.00	1.13%	\$ 4,154.79	\$ 4,409.59
MGS-S Customer 4542	\$ 3,165.73	\$ 3,268.51	3.25%	\$ 11,123.62	\$ 11,226.40	0.92%	\$ 1,460.95	\$ 1,524.02
MGS-S Customer 4543	\$ 3,119.65	\$ 3,223.20	3.32%	\$ 6,892.18	\$ 6,995.73	1.50%	\$ 1,500.10	\$ 1,530.63
MGS-S Customer 4544	\$ 9,937.69	\$ 10,099.33	1.63%	\$ 18,537.52	\$ 18,699.16	0.87%	\$ 3,878.20	\$ 4,029.85
MGS-S Customer 4545	\$ 13,690.27	\$ 13,840.88	1.10%	\$ 51,964.03	\$ 52,114.64	0.29%	\$ 4,837.40	\$ 4,978.27
MGS-S Customer 4546	\$ 13,936.19	\$ 14,113.42	1.27%	\$ 47,461.15	\$ 47,638.38	0.37%	\$ 5,012.34	\$ 5,262.08
MGS-S Customer 4547	\$ 6,122.56	\$ 6,265.74	2.34%	\$ 19,733.08	\$ 19,876.26	0.73%	\$ 2,563.23	\$ 2,658.30
MGS-S Customer 4548	\$ 62,154.49	\$ 63,303.72	1.85%	\$ 126,119.29	\$ 127,268.52	0.91%	\$ 26,649.22	\$ 26,640.15
MGS-S Customer 4549	\$ 4,138.44	\$ 4,272.92	3.25%	\$ 7,315.88	\$ 7,450.36	1.84%	\$ 1,953.23	\$ 2,042.38
MGS-S Customer 4550	\$ 6,054.45	\$ 6,171.36	1.93%	\$ 13,163.82	\$ 13,280.73	0.89%	\$ 2,455.94	\$ 2,536.12
MGS-S Customer 4551	\$ 10,731.26	\$ 10,894.59	1.52%	\$ 42,459.99	\$ 42,623.32	0.38%	\$ 3,993.98	\$ 4,140.36
MGS-S Customer 4552	\$ 3,351.75	\$ 3,482.39	3.90%	\$ 8,681.01	\$ 8,811.65	1.50%	\$ 1,677.46	\$ 1,750.73
MGS-S Customer 4553	\$ 8,931.41	\$ 9,060.78	1.45%	\$ 26,973.64	\$ 27,103.01	0.48%	\$ 3,344.44	\$ 3,465.97
MGS-S Customer 4554	\$ 1,070.32	\$ 1,190.54	11.23%	\$ 1,439.62	\$ 1,559.84	8.35%	\$ 939.00	\$ 989.20
MGS-S Customer 4555	\$ 6,927.25	\$ 7,074.00	2.12%	\$ 17,786.87	\$ 17,933.62	0.83%	\$ 2,830.93	\$ 2,965.54
MGS-S Customer 4556	\$ 22,615.66	\$ 22,831.68	0.96%	\$ 94,300.11	\$ 94,516.13	0.23%	\$ 7,733.75	\$ 8,009.34
MGS-S Customer 4557	\$ 7,617.80	\$ 7,767.98	1.97%	\$ 20,269.07	\$ 20,419.25	0.74%	\$ 3,065.65	\$ 3,190.34

Internal Use

Customer	Delivery 1/24 Prices	Delivery 8/24 Prices	Delivery % Difference	Bundled 1/24 Prices	Bundled 8/24 Prices	Bundled % Difference	Distribution 8/24 Prices	Distribution 1/25 Prices
MGS-S Customer 4558	\$ 20,300.07	\$ 20,546.55	1.21%	\$ 80,320.49	\$ 80,566.97	0.31%	\$ 7,267.83	\$ 7,572.52
MGS-S Customer 4559	\$ 5,238.78	\$ 5,377.76	2.65%	\$ 17,347.30	\$ 17,486.28	0.80%	\$ 2,268.89	\$ 2,361.79
MGS-S Customer 4560	\$ 15,090.05	\$ 15,274.08	1.22%	\$ 49,369.15	\$ 49,553.18	0.37%	\$ 5,458.04	\$ 5,643.19
MGS-S Customer 4561	\$ 4,967.54	\$ 5,106.13	2.79%	\$ 10,273.94	\$ 10,412.53	1.35%	\$ 2,234.59	\$ 2,312.61
MGS-S Customer 4562	\$ 5,753.86	\$ 5,895.12	2.46%	\$ 19,737.22	\$ 19,878.48	0.72%	\$ 2,430.45	\$ 2,528.33
MGS-S Customer 4563	\$ 13,568.30	\$ 13,746.70	1.31%	\$ 38,477.78	\$ 38,656.18	0.46%	\$ 5,039.74	\$ 5,169.50
MGS-S Customer 4564	\$ 4,292.96	\$ 4,401.53	2.53%	\$ 11,531.45	\$ 11,640.02	0.94%	\$ 1,862.20	\$ 1,918.89
MGS-S Customer 4565	\$ 6,732.50	\$ 6,878.16	2.16%	\$ 24,557.63	\$ 24,703.29	0.59%	\$ 2,739.78	\$ 2,841.57
MGS-S Customer 4566	\$ 5,559.83	\$ 5,700.77	2.53%	\$ 14,610.43	\$ 14,751.37	0.96%	\$ 2,404.61	\$ 2,494.11
MGS-S Customer 4567	\$ 11,147.59	\$ 11,313.37	1.49%	\$ 39,037.07	\$ 39,202.85	0.42%	\$ 4,165.60	\$ 4,312.01
MGS-S Customer 4568	\$ 4,187.65	\$ 4,296.46	2.60%	\$ 9,007.18	\$ 9,115.99	1.21%	\$ 1,865.71	\$ 1,893.16
MGS-S Customer 4569	\$ 3,822.11	\$ 3,954.59	3.47%	\$ 12,798.66	\$ 12,931.14	1.04%	\$ 1,809.11	\$ 1,889.72
MGS-S Customer 4570	\$ 4,723.02	\$ 4,832.60	2.32%	\$ 19,060.60	\$ 19,170.18	0.57%	\$ 1,943.38	\$ 2,022.77
MGS-S Customer 4571	\$ 3,127.18	\$ 3,229.57	3.27%	\$ 9,072.89	\$ 9,175.28	1.13%	\$ 1,444.00	\$ 1,529.79
MGS-S Customer 4572	\$ 4,316.16	\$ 4,451.34	3.13%	\$ 11,359.37	\$ 11,494.55	1.19%	\$ 1,996.75	\$ 2,074.15
MGS-S Customer 4573	\$ 13,282.98	\$ 13,457.17	1.31%	\$ 57,635.56	\$ 57,809.75	0.30%	\$ 4,766.39	\$ 4,942.97
MGS-S Customer 4574	\$ 4,153.62	\$ 4,260.31	2.57%	\$ 19,089.48	\$ 19,196.17	0.56%	\$ 1,741.22	\$ 1,821.04
MGS-S Customer 4575	\$ 7,786.07	\$ 7,909.65	1.59%	\$ 29,551.81	\$ 29,675.39	0.42%	\$ 2,932.80	\$ 3,038.83
MGS-S Customer 4576	\$ 6,663.98	\$ 6,809.26	2.18%	\$ 24,461.69	\$ 24,606.97	0.59%	\$ 2,714.29	\$ 2,818.51
MGS-S Customer 4577	\$ 22,823.74	\$ 23,043.43	0.96%	\$ 74,269.81	\$ 74,489.50	0.30%	\$ 7,975.21	\$ 8,217.66
MGS-S Customer 4578	\$ 13,898.53	\$ 14,049.88	1.09%	\$ 54,887.19	\$ 55,038.54	0.28%	\$ 4,889.66	\$ 5,031.53
MGS-S Customer 4579	\$ 13,885.06	\$ 14,064.41	1.29%	\$ 41,911.65	\$ 42,091.00	0.43%	\$ 5,113.82	\$ 5,261.15
MGS-S Customer 4580	\$ 1,936.97	\$ 2,060.47	6.38%	\$ 10,349.29	\$ 10,472.79	1.19%	\$ 1,173.73	\$ 1,235.49
MGS-S Customer 4581	\$ 6,644.93	\$ 6,765.08	1.81%	\$ 13,189.95	\$ 13,310.10	0.91%	\$ 2,675.53	\$ 2,742.06
MGS-S Customer 4582	\$ 8,469.16	\$ 8,596.34	1.50%	\$ 26,277.15	\$ 26,404.33	0.48%	\$ 3,189.35	\$ 3,306.22
MGS-S Customer 4583	\$ 13,058.90	\$ 13,232.77	1.33%	\$ 54,783.42	\$ 54,957.29	0.32%	\$ 4,730.33	\$ 4,877.46
MGS-S Customer 4584	\$ 11,130.36	\$ 11,269.33	1.25%	\$ 36,095.83	\$ 36,234.80	0.39%	\$ 4,031.24	\$ 4,187.50
MGS-S Customer 4585	\$ 3,288.40	\$ 3,392.58	3.17%	\$ 8,648.51	\$ 8,752.69	1.20%	\$ 1,544.90	\$ 1,578.65
MGS-S Customer 4586	\$ 6,140.31	\$ 6,257.06	1.90%	\$ 16,838.36	\$ 16,955.11	0.69%	\$ 2,450.30	\$ 2,543.27
MGS-S Customer 4587	\$ 6,895.17	\$ 7,015.29	1.74%	\$ 16,520.74	\$ 16,640.86	0.73%	\$ 2,698.10	\$ 2,818.78
MGS-S Customer 4588	\$ 7,261.44	\$ 7,382.70	1.67%	\$ 26,480.59	\$ 26,601.85	0.46%	\$ 2,770.10	\$ 2,874.44
MGS-S Customer 4589	\$ 4,581.80	\$ 4,718.39	2.98%	\$ 10,295.33	\$ 10,431.92	1.33%	\$ 2,096.46	\$ 2,176.25
MGS-S Customer 4590	\$ 4,497.69	\$ 4,606.91	2.43%	\$ 12,159.41	\$ 12,268.63	0.90%	\$ 1,915.88	\$ 1,990.89
MGS-S Customer 4591	\$ 8,148.78	\$ 8,311.34	1.99%	\$ 17,477.27	\$ 17,639.83	0.93%	\$ 3,333.59	\$ 3,462.96
MGS-S Customer 4592	\$ 6,479.32	\$ 6,624.91	2.25%	\$ 13,920.17	\$ 14,065.76	1.05%	\$ 2,731.33	\$ 2,825.60
MGS-S Customer 4593	\$ 5,047.30	\$ 5,159.12	2.22%	\$ 14,023.85	\$ 14,135.67	0.80%	\$ 2,097.77	\$ 2,172.17
MGS-S Customer 4594	\$ 4,272.17	\$ 4,407.35	3.16%	\$ 9,786.99	\$ 9,922.17	1.38%	\$ 1,994.86	\$ 2,069.00
MGS-S Customer 4595	\$ 10,177.65	\$ 10,341.60	1.61%	\$ 16,795.80	\$ 16,959.75	0.98%	\$ 4,015.98	\$ 4,116.00
MGS-S Customer 4596	\$ 4,797.42	\$ 4,934.69	2.86%	\$ 11,687.40	\$ 11,824.67	1.17%	\$ 2,150.95	\$ 2,246.05
MGS-S Customer 4597	\$ 3,674.08	\$ 3,805.91	3.59%	\$ 10,645.76	\$ 10,777.59	1.24%	\$ 1,767.15	\$ 1,853.86

Internal Use

Customer	Delivery 1/24 Prices	Delivery 8/24 Prices	Delivery % Difference	Bundled 1/24 Prices	Bundled 8/24 Prices	Bundled % Difference	Distribution 8/24 Prices	Distribution 1/25 Prices
MGS-S Customer 4598	\$ 13,003.04	\$ 13,176.06	1.33%	\$ 55,322.99	\$ 55,496.01	0.31%	\$ 4,684.54	\$ 4,859.97
MGS-S Customer 4599	\$ 12,695.39	\$ 12,869.13	1.37%	\$ 37,467.75	\$ 37,641.49	0.46%	\$ 4,722.82	\$ 4,871.70
MGS-S Customer 4600	\$ 6,712.10	\$ 6,831.02	1.77%	\$ 24,123.14	\$ 24,242.06	0.49%	\$ 2,601.28	\$ 2,694.14
MGS-S Customer 4601	\$ 8,600.22	\$ 8,753.95	1.79%	\$ 35,389.57	\$ 35,543.30	0.43%	\$ 3,310.82	\$ 3,429.96
MGS-S Customer 4602	\$ 31,421.14	\$ 31,678.36	0.82%	\$ 103,133.02	\$ 103,390.24	0.25%	\$ 10,676.73	\$ 11,095.62
MGS-S Customer 4603	\$ 12,983.52	\$ 13,156.90	1.34%	\$ 53,368.87	\$ 53,542.25	0.32%	\$ 4,702.79	\$ 4,863.77
MGS-S Customer 4604	\$ 7,928.28	\$ 8,080.21	1.92%	\$ 20,977.19	\$ 21,129.12	0.72%	\$ 3,181.90	\$ 3,292.14
MGS-S Customer 4605	\$ 6,492.10	\$ 6,610.44	1.82%	\$ 15,862.52	\$ 15,980.86	0.75%	\$ 2,568.94	\$ 2,678.27
MGS-S Customer 4606	\$ 4,818.89	\$ 4,956.51	2.86%	\$ 12,939.72	\$ 13,077.34	1.06%	\$ 2,166.10	\$ 2,240.27
MGS-S Customer 4607	\$ 12,180.58	\$ 12,323.97	1.18%	\$ 43,448.26	\$ 43,591.65	0.33%	\$ 4,344.06	\$ 4,509.25
MGS-S Customer 4608	\$ 3,007.15	\$ 3,135.98	4.28%	\$ 8,171.30	\$ 8,300.13	1.58%	\$ 1,553.71	\$ 1,633.80
MGS-S Customer 4609	\$ 5,198.07	\$ 5,310.40	2.16%	\$ 15,244.13	\$ 15,356.46	0.74%	\$ 2,136.59	\$ 2,218.55
MGS-S Customer 4610	\$ 7,626.75	\$ 7,750.57	1.62%	\$ 19,043.98	\$ 19,167.80	0.65%	\$ 2,950.23	\$ 3,056.95
MGS-S Customer 4611	\$ 17,833.48	\$ 18,033.41	1.12%	\$ 22,047.52	\$ 22,247.45	0.91%	\$ 6,588.60	\$ 6,817.43
MGS-S Customer 4612	\$ 2,840.82	\$ 2,969.12	4.52%	\$ 7,895.84	\$ 8,024.14	1.62%	\$ 1,509.69	\$ 1,573.29
MGS-S Customer 4613	\$ 3,862.12	\$ 3,968.49	2.75%	\$ 11,430.95	\$ 11,537.32	0.93%	\$ 1,709.59	\$ 1,767.26
MGS-S Customer 4614	\$ 4,297.67	\$ 4,405.40	2.51%	\$ 16,886.33	\$ 16,994.06	0.64%	\$ 1,811.52	\$ 1,886.63
MGS-S Customer 4615	\$ 4,865.66	\$ 4,976.81	2.28%	\$ 10,932.03	\$ 11,043.18	1.02%	\$ 2,052.49	\$ 2,130.52
MGS-S Customer 4616	\$ 3,787.38	\$ 3,919.96	3.50%	\$ 12,233.75	\$ 12,366.33	1.08%	\$ 1,810.43	\$ 1,878.77
MGS-S Customer 4617	\$ 2,508.58	\$ 2,635.34	5.05%	\$ 6,591.11	\$ 6,717.87	1.92%	\$ 1,401.96	\$ 1,464.70
MGS-S Customer 4618	\$ 9,145.56	\$ 9,302.91	1.72%	\$ 21,768.61	\$ 21,925.96	0.72%	\$ 3,577.54	\$ 3,725.76
MGS-S Customer 4619	\$ 17,252.11	\$ 17,446.25	1.13%	\$ 44,583.98	\$ 44,778.12	0.44%	\$ 6,198.10	\$ 6,458.96
MGS-S Customer 4620	\$ 13,659.78	\$ 13,809.46	1.10%	\$ 51,615.43	\$ 51,765.11	0.29%	\$ 4,793.20	\$ 4,979.82
MGS-S Customer 4621	\$ 3,365.09	\$ 3,469.94	3.12%	\$ 7,528.97	\$ 7,633.82	1.39%	\$ 1,587.44	\$ 1,611.67
MGS-S Customer 4622	\$ 10,675.45	\$ 10,839.07	1.53%	\$ 31,462.30	\$ 31,625.92	0.52%	\$ 4,028.19	\$ 4,205.02
MGS-S Customer 4623	\$ 7,620.18	\$ 7,770.02	1.97%	\$ 19,796.12	\$ 19,945.96	0.76%	\$ 3,052.25	\$ 3,199.37
MGS-S Customer 4624	\$ 2,410.42	\$ 2,510.64	4.16%	\$ 5,401.73	\$ 5,501.95	1.86%	\$ 1,264.29	\$ 1,288.75
MGS-S Customer 4625	\$ 1,855.29	\$ 1,951.80	5.20%	\$ 8,984.20	\$ 9,080.71	1.07%	\$ 1,018.83	\$ 1,073.30
MGS-S Customer 4626	\$ 5,465.54	\$ 5,605.82	2.57%	\$ 12,394.49	\$ 12,534.77	1.13%	\$ 2,368.90	\$ 2,481.36
MGS-S Customer 4627	\$ 7,305.69	\$ 7,453.66	2.03%	\$ 29,856.77	\$ 30,004.74	0.50%	\$ 2,902.45	\$ 3,007.77
MGS-S Customer 4628	\$ 6,057.72	\$ 6,200.66	2.36%	\$ 16,963.04	\$ 17,105.98	0.84%	\$ 2,551.17	\$ 2,657.35
MGS-S Customer 4629	\$ 5,195.45	\$ 5,308.31	2.17%	\$ 7,908.41	\$ 8,021.27	1.43%	\$ 2,179.04	\$ 2,271.90
MGS-S Customer 4630	\$ 9,950.65	\$ 10,111.76	1.62%	\$ 27,848.91	\$ 28,010.02	0.58%	\$ 3,832.79	\$ 3,964.14
MGS-S Customer 4631	\$ 5,095.73	\$ 5,233.73	2.71%	\$ 19,008.47	\$ 19,146.47	0.73%	\$ 2,202.69	\$ 2,300.42
MGS-S Customer 4632	\$ 5,077.39	\$ 5,189.28	2.20%	\$ 11,516.15	\$ 11,628.04	0.97%	\$ 2,111.10	\$ 2,204.72
MGS-S Customer 4633	\$ 3,609.84	\$ 3,715.11	2.92%	\$ 9,290.46	\$ 9,395.73	1.13%	\$ 1,633.37	\$ 1,693.65
MGS-S Customer 4634	\$ 35,139.82	\$ 35,450.17	0.88%	\$ 95,231.08	\$ 95,541.43	0.33%	\$ 12,189.51	\$ 12,736.49
MGS-S Customer 4635	\$ 6,554.48	\$ 6,699.86	2.22%	\$ 16,840.04	\$ 16,985.42	0.86%	\$ 2,724.25	\$ 2,835.13
MGS-S Customer 4636	\$ 5,711.10	\$ 5,852.53	2.48%	\$ 7,719.86	\$ 7,861.29	1.83%	\$ 2,463.64	\$ 2,608.37
MGS-S Customer 4637	\$ 4,312.17	\$ 4,420.29	2.51%	\$ 11,920.42	\$ 12,028.54	0.91%	\$ 1,843.85	\$ 1,929.10

Internal Use

Customer	Delivery 1/24 Prices	Delivery 8/24 Prices	Delivery % Difference	Bundled 1/24 Prices	Bundled 8/24 Prices	Bundled % Difference	Distribution 8/24 Prices	Distribution 1/25 Prices
MGS-S Customer 4638	\$ 3,448.90	\$ 3,580.11	3.80%	\$ 9,714.43	\$ 9,845.64	1.35%	\$ 1,712.21	\$ 1,775.71
MGS-S Customer 4639	\$ 3,887.99	\$ 4,021.15	3.42%	\$ 11,962.43	\$ 12,095.59	1.11%	\$ 1,849.78	\$ 1,915.82
MGS-S Customer 4640	\$ 12,628.37	\$ 12,801.50	1.37%	\$ 39,228.95	\$ 39,402.08	0.44%	\$ 4,682.16	\$ 4,836.73
MGS-S Customer 4641	\$ 3,695.92	\$ 3,828.51	3.59%	\$ 9,416.87	\$ 9,549.46	1.41%	\$ 1,806.30	\$ 1,864.04
MGS-S Customer 4642	\$ 9,476.03	\$ 9,607.35	1.39%	\$ 32,902.60	\$ 33,033.92	0.40%	\$ 3,486.38	\$ 3,619.29
MGS-S Customer 4643	\$ 5,637.17	\$ 5,778.20	2.50%	\$ 16,101.55	\$ 16,242.58	0.88%	\$ 2,414.99	\$ 2,512.71
MGS-S Customer 4644	\$ 8,884.99	\$ 9,040.05	1.75%	\$ 32,752.38	\$ 32,907.44	0.47%	\$ 3,413.87	\$ 3,554.00
MGS-S Customer 4645	\$ 3,058.60	\$ 3,187.62	4.22%	\$ 11,087.22	\$ 11,216.24	1.16%	\$ 1,561.34	\$ 1,628.61
MGS-S Customer 4646	\$ 5,484.36	\$ 5,597.63	2.07%	\$ 19,077.74	\$ 19,191.01	0.59%	\$ 2,205.08	\$ 2,294.36
MGS-S Customer 4647	\$ 7,181.95	\$ 7,303.36	1.69%	\$ 21,730.69	\$ 21,852.10	0.56%	\$ 2,779.14	\$ 2,878.94
MGS-S Customer 4648	\$ 7,954.98	\$ 8,106.45	1.90%	\$ 25,761.83	\$ 25,913.30	0.59%	\$ 3,152.69	\$ 3,269.05
MGS-S Customer 4649	\$ 11,510.46	\$ 11,681.29	1.48%	\$ 42,475.91	\$ 42,646.74	0.40%	\$ 4,280.42	\$ 4,446.71
MGS-S Customer 4650	\$ 1,942.13	\$ 2,039.42	5.01%	\$ 4,387.60	\$ 4,484.89	2.22%	\$ 1,076.44	\$ 1,138.16
MGS-S Customer 4651	\$ 2,446.41	\$ 2,572.74	5.16%	\$ 7,330.50	\$ 7,456.83	1.72%	\$ 1,372.55	\$ 1,438.05
MGS-S Customer 4652	\$ 5,956.04	\$ 6,098.67	2.39%	\$ 16,529.77	\$ 16,672.40	0.86%	\$ 2,525.67	\$ 2,622.36
MGS-S Customer 4653	\$ 5,679.21	\$ 5,793.21	2.01%	\$ 18,379.62	\$ 18,493.62	0.62%	\$ 2,264.70	\$ 2,372.24
MGS-S Customer 4654	\$ 26,851.71	\$ 27,207.41	1.32%	\$ 38,283.79	\$ 38,639.49	0.93%	\$ 10,409.94	\$ 10,651.46
MGS-S Customer 4655	\$ 6,873.98	\$ 7,020.40	2.13%	\$ 23,003.90	\$ 23,150.32	0.64%	\$ 2,795.78	\$ 2,904.06
MGS-S Customer 4656	\$ 3,528.83	\$ 3,633.33	2.96%	\$ 12,901.19	\$ 13,005.69	0.81%	\$ 1,579.27	\$ 1,639.36
MGS-S Customer 4657	\$ 5,796.62	\$ 5,938.36	2.45%	\$ 17,467.17	\$ 17,608.91	0.81%	\$ 2,463.40	\$ 2,559.06
MGS-S Customer 4658	\$ 8,974.84	\$ 9,130.21	1.73%	\$ 37,394.50	\$ 37,549.87	0.42%	\$ 3,426.81	\$ 3,549.10
MGS-S Customer 4659	\$ 64,571.67	\$ 64,979.48	0.63%	\$ 218,352.28	\$ 218,760.09	0.19%	\$ 21,343.96	\$ 22,088.29
MGS-S Customer 4660	\$ 3,517.80	\$ 3,649.09	3.73%	\$ 11,218.94	\$ 11,350.23	1.17%	\$ 1,721.32	\$ 1,790.73
MGS-S Customer 4661	\$ 4,262.61	\$ 4,370.65	2.53%	\$ 14,100.48	\$ 14,208.52	0.77%	\$ 1,828.46	\$ 1,891.28
MGS-S Customer 4662	\$ 767.25	\$ 859.34	12.00%	\$ 1,167.17	\$ 1,259.26	7.89%	\$ 702.45	\$ 739.66
MGS-S Customer 4663	\$ 32,026.35	\$ 32,461.30	1.36%	\$ 79,194.39	\$ 79,629.34	0.55%	\$ 12,328.70	\$ 12,582.91
MGS-S Customer 4664	\$ 4,733.44	\$ 4,843.21	2.32%	\$ 17,881.07	\$ 17,990.84	0.61%	\$ 1,956.12	\$ 2,034.61
MGS-S Customer 4665	\$ 4,726.18	\$ 4,863.24	2.90%	\$ 11,891.43	\$ 12,028.49	1.15%	\$ 2,131.56	\$ 2,217.38
MGS-S Customer 4666	\$ 10,674.19	\$ 10,811.07	1.28%	\$ 36,803.89	\$ 36,940.77	0.37%	\$ 3,877.60	\$ 4,017.42
MGS-S Customer 4667	\$ 7,868.91	\$ 7,992.65	1.57%	\$ 30,059.49	\$ 30,183.23	0.41%	\$ 2,949.97	\$ 3,066.92
MGS-S Customer 4668	\$ 6,610.98	\$ 6,730.44	1.81%	\$ 15,881.42	\$ 16,000.88	0.75%	\$ 2,633.60	\$ 2,713.98
MGS-S Customer 4669	\$ 9,307.90	\$ 9,465.46	1.69%	\$ 32,119.50	\$ 32,277.06	0.49%	\$ 3,580.65	\$ 3,704.76
MGS-S Customer 4670	\$ 4,621.26	\$ 4,730.59	2.37%	\$ 16,511.99	\$ 16,621.32	0.66%	\$ 1,925.79	\$ 2,004.67
MGS-S Customer 4671	\$ 11,637.17	\$ 11,804.74	1.44%	\$ 44,654.80	\$ 44,822.37	0.38%	\$ 4,293.62	\$ 4,447.13
MGS-S Customer 4672	\$ 10,488.74	\$ 10,650.61	1.54%	\$ 44,968.94	\$ 45,130.81	0.36%	\$ 3,891.64	\$ 4,036.37
MGS-S Customer 4673	\$ 6,926.59	\$ 7,072.14	2.10%	\$ 34,304.16	\$ 34,449.71	0.42%	\$ 2,734.77	\$ 2,842.60
MGS-S Customer 4674	\$ 16,440.55	\$ 16,630.13	1.15%	\$ 58,836.94	\$ 59,026.52	0.32%	\$ 5,854.16	\$ 6,058.50
MGS-S Customer 4675	\$ 4,192.52	\$ 4,327.34	3.22%	\$ 10,015.40	\$ 10,150.22	1.35%	\$ 1,968.10	\$ 2,038.34
MGS-S Customer 4676	\$ 8,653.65	\$ 8,783.10	1.50%	\$ 16,889.78	\$ 17,019.23	0.77%	\$ 3,338.18	\$ 3,433.30
MGS-S Customer 4677	\$ 3,834.54	\$ 3,940.46	2.76%	\$ 11,489.98	\$ 11,595.90	0.92%	\$ 1,685.77	\$ 1,760.83

Internal Use

Customer	Delivery 1/24 Prices	Delivery 8/24 Prices	Delivery % Difference	Bundled 1/24 Prices	Bundled 8/24 Prices	Bundled % Difference	Distribution 8/24 Prices	Distribution 1/25 Prices
MGS-S Customer 4678	\$ 11,241.12	\$ 11,407.59	1.48%	\$ 35,236.72	\$ 35,403.19	0.47%	\$ 4,217.93	\$ 4,374.15
MGS-S Customer 4679	\$ 5,798.26	\$ 5,940.23	2.45%	\$ 17,096.65	\$ 17,238.62	0.83%	\$ 2,474.72	\$ 2,560.02
MGS-S Customer 4680	\$ 3,273.52	\$ 3,403.46	3.97%	\$ 10,068.67	\$ 10,198.61	1.29%	\$ 1,632.49	\$ 1,715.26
MGS-S Customer 4681	\$ 4,050.62	\$ 4,157.33	2.63%	\$ 15,826.06	\$ 15,932.77	0.67%	\$ 1,737.74	\$ 1,804.95
MGS-S Customer 4682	\$ 3,754.00	\$ 3,886.56	3.53%	\$ 10,533.83	\$ 10,666.39	1.26%	\$ 1,809.79	\$ 1,879.22
MGS-S Customer 4683	\$ 4,316.17	\$ 4,424.07	2.50%	\$ 16,784.16	\$ 16,892.06	0.64%	\$ 1,821.94	\$ 1,893.03
MGS-S Customer 4684	\$ 44,600.33	\$ 44,919.55	0.72%	\$ 134,758.93	\$ 135,078.15	0.24%	\$ 15,038.75	\$ 15,562.73
MGS-S Customer 4685	\$ 4,543.20	\$ 4,652.65	2.41%	\$ 12,070.09	\$ 12,179.54	0.91%	\$ 1,932.34	\$ 2,007.72
MGS-S Customer 4686	\$ 34,258.63	\$ 34,526.03	0.78%	\$ 155,451.25	\$ 155,718.65	0.17%	\$ 11,359.75	\$ 11,716.57
MGS-S Customer 4687	\$ 24,287.24	\$ 24,512.69	0.93%	\$ 76,345.77	\$ 76,571.22	0.30%	\$ 8,414.75	\$ 8,738.77
MGS-S Customer 4688	\$ 4,388.65	\$ 4,523.95	3.08%	\$ 12,636.09	\$ 12,771.39	1.07%	\$ 2,008.33	\$ 2,092.16
MGS-S Customer 4689	\$ 2,307.63	\$ 2,433.07	5.44%	\$ 9,821.61	\$ 9,947.05	1.28%	\$ 1,309.11	\$ 1,370.36
MGS-S Customer 4690	\$ 7,572.58	\$ 7,723.90	2.00%	\$ 13,375.92	\$ 13,527.24	1.13%	\$ 3,128.30	\$ 3,214.90
MGS-S Customer 4691	\$ 3,858.00	\$ 3,964.28	2.75%	\$ 10,477.87	\$ 10,584.15	1.01%	\$ 1,707.23	\$ 1,774.65
MGS-S Customer 4692	\$ 11,082.63	\$ 11,249.78	1.51%	\$ 20,050.04	\$ 20,217.19	0.83%	\$ 4,267.20	\$ 4,426.12
MGS-S Customer 4693	\$ 20,599.58	\$ 20,806.71	1.01%	\$ 69,376.45	\$ 69,583.58	0.30%	\$ 7,143.48	\$ 7,486.47
MGS-S Customer 4694	\$ 40,104.07	\$ 40,616.74	1.28%	\$ 109,430.12	\$ 109,942.79	0.47%	\$ 15,204.30	\$ 15,516.49
MGS-S Customer 4695	\$ 3,792.50	\$ 3,925.42	3.50%	\$ 9,538.71	\$ 9,671.63	1.39%	\$ 1,833.17	\$ 1,899.15
MGS-S Customer 4696	\$ 11,095.74	\$ 11,262.22	1.50%	\$ 21,809.10	\$ 21,975.58	0.76%	\$ 4,234.55	\$ 4,425.15
MGS-S Customer 4697	\$ 3,029.76	\$ 3,132.12	3.38%	\$ 7,251.35	\$ 7,353.71	1.41%	\$ 1,434.46	\$ 1,504.87
MGS-S Customer 4698	\$ 4,826.56	\$ 4,964.32	2.85%	\$ 8,359.59	\$ 8,497.35	1.65%	\$ 2,185.00	\$ 2,279.88
MGS-S Customer 4699	\$ 13,566.34	\$ 13,820.56	1.87%	\$ 25,335.50	\$ 25,589.72	1.00%	\$ 5,641.23	\$ 5,758.99
MGS-S Customer 4700	\$ 3,596.08	\$ 3,727.87	3.66%	\$ 9,600.29	\$ 9,732.08	1.37%	\$ 1,757.46	\$ 1,830.74
MGS-S Customer 4701	\$ 3,671.69	\$ 3,803.84	3.60%	\$ 10,742.33	\$ 10,874.48	1.23%	\$ 1,780.47	\$ 1,848.24
MGS-S Customer 4702	\$ 25,202.05	\$ 25,473.89	1.08%	\$ 43,264.85	\$ 43,536.69	0.63%	\$ 9,231.87	\$ 9,554.75
MGS-S Customer 4703	\$ 3,786.96	\$ 3,919.82	3.51%	\$ 8,659.16	\$ 8,792.02	1.53%	\$ 1,832.11	\$ 1,904.88
MGS-S Customer 4704	\$ 5,980.16	\$ 6,123.72	2.40%	\$ 7,333.04	\$ 7,476.60	1.96%	\$ 2,594.12	\$ 2,697.44
MGS-S Customer 4705	\$ 6,595.77	\$ 6,741.14	2.20%	\$ 17,921.58	\$ 18,066.95	0.81%	\$ 2,726.28	\$ 2,843.45
MGS-S Customer 4706	\$ 8,436.94	\$ 8,590.87	1.82%	\$ 28,570.20	\$ 28,724.13	0.54%	\$ 3,316.49	\$ 3,416.23
MGS-S Customer 4707	\$ 3,995.61	\$ 4,102.75	2.68%	\$ 9,288.30	\$ 9,395.44	1.15%	\$ 1,766.27	\$ 1,831.28
MGS-S Customer 4708	\$ 5,110.83	\$ 5,222.82	2.19%	\$ 14,049.68	\$ 14,161.67	0.80%	\$ 2,113.20	\$ 2,196.37
MGS-S Customer 4709	\$ 6,160.06	\$ 6,303.68	2.33%	\$ 7,778.03	\$ 7,921.65	1.85%	\$ 2,618.70	\$ 2,767.89
MGS-S Customer 4710	\$ 4,035.25	\$ 4,168.84	3.31%	\$ 10,985.11	\$ 11,118.70	1.22%	\$ 1,890.84	\$ 1,979.83
MGS-S Customer 4711	\$ 5,199.00	\$ 5,311.49	2.16%	\$ 16,952.50	\$ 17,064.99	0.66%	\$ 2,139.10	\$ 2,202.85
MGS-S Customer 4712	\$ 4,177.45	\$ 4,311.78	3.22%	\$ 11,560.94	\$ 11,695.27	1.16%	\$ 1,940.47	\$ 2,025.18
MGS-S Customer 4713	\$ 15,781.62	\$ 15,968.51	1.18%	\$ 54,887.22	\$ 55,074.11	0.34%	\$ 5,660.14	\$ 5,850.02
MGS-S Customer 4714	\$ 3,496.83	\$ 3,601.52	2.99%	\$ 10,078.87	\$ 10,183.56	1.04%	\$ 1,590.89	\$ 1,647.19
MGS-S Customer 4715	\$ 11,706.45	\$ 11,874.09	1.43%	\$ 36,917.59	\$ 37,085.23	0.45%	\$ 4,326.12	\$ 4,539.32
MGS-S Customer 4716	\$ 10,333.57	\$ 10,495.50	1.57%	\$ 26,595.58	\$ 26,757.51	0.61%	\$ 3,921.96	\$ 4,123.83
MGS-S Customer 4717	\$ 18,575.60	\$ 18,775.04	1.07%	\$ 65,222.60	\$ 65,422.04	0.31%	\$ 6,551.11	\$ 6,773.09

Internal Use

Customer	Delivery 1/24 Prices	Delivery 8/24 Prices	Delivery % Difference	Bundled 1/24 Prices	Bundled 8/24 Prices	Bundled % Difference	Distribution 8/24 Prices	Distribution 1/25 Prices
MGS-S Customer 4718	\$ 4,724.03	\$ 4,861.16	2.90%	\$ 12,454.31	\$ 12,591.44	1.10%	\$ 2,133.31	\$ 2,210.84
MGS-S Customer 4719	\$ 15,676.13	\$ 15,863.10	1.19%	\$ 44,187.20	\$ 44,374.17	0.42%	\$ 5,677.75	\$ 5,894.14
MGS-S Customer 4720	\$ 4,048.37	\$ 4,182.80	3.32%	\$ 8,444.55	\$ 8,578.98	1.59%	\$ 1,936.40	\$ 1,996.15
MGS-S Customer 4721	\$ 5,409.11	\$ 5,549.38	2.59%	\$ 14,164.79	\$ 14,305.06	0.99%	\$ 2,356.37	\$ 2,443.35
MGS-S Customer 4722	\$ 4,779.19	\$ 4,888.79	2.29%	\$ 22,090.25	\$ 22,199.85	0.50%	\$ 1,944.06	\$ 2,020.59
MGS-S Customer 4723	\$ 8,235.63	\$ 8,360.38	1.51%	\$ 39,548.79	\$ 39,673.54	0.32%	\$ 3,017.37	\$ 3,128.30
MGS-S Customer 4724	\$ 3,529.98	\$ 3,661.40	3.72%	\$ 10,028.27	\$ 10,159.69	1.31%	\$ 1,731.69	\$ 1,804.12
MGS-S Customer 4725	\$ 4,707.66	\$ 4,844.50	2.91%	\$ 13,190.59	\$ 13,327.43	1.04%	\$ 2,116.22	\$ 2,201.51
MGS-S Customer 4726	\$ 14,057.51	\$ 14,237.78	1.28%	\$ 39,565.73	\$ 39,746.00	0.46%	\$ 5,183.24	\$ 5,341.09
MGS-S Customer 4727	\$ 13,617.17	\$ 13,793.07	1.29%	\$ 56,772.27	\$ 56,948.17	0.31%	\$ 4,887.76	\$ 5,068.26
MGS-S Customer 4728	\$ 6,473.81	\$ 6,618.26	2.23%	\$ 20,075.76	\$ 20,220.21	0.72%	\$ 2,664.09	\$ 2,786.05
MGS-S Customer 4729	\$ 14,066.34	\$ 14,246.09	1.28%	\$ 38,706.16	\$ 38,885.91	0.46%	\$ 5,163.12	\$ 5,358.38
MGS-S Customer 4730	\$ 28,576.18	\$ 28,820.81	0.86%	\$ 107,765.47	\$ 108,010.10	0.23%	\$ 9,738.60	\$ 10,027.39
MGS-S Customer 4731	\$ 6,641.48	\$ 6,786.89	2.19%	\$ 23,791.77	\$ 23,937.18	0.61%	\$ 2,718.93	\$ 2,813.12
MGS-S Customer 4732	\$ 2,326.23	\$ 2,452.09	5.41%	\$ 5,274.23	\$ 5,400.09	2.39%	\$ 1,341.76	\$ 1,410.82
MGS-S Customer 4733	\$ 2,522.49	\$ 2,649.31	5.03%	\$ 6,971.92	\$ 7,098.74	1.82%	\$ 1,405.35	\$ 1,466.61
MGS-S Customer 4734	\$ 5,650.32	\$ 5,764.25	2.02%	\$ 19,527.76	\$ 19,641.69	0.58%	\$ 2,254.88	\$ 2,351.53
MGS-S Customer 4735	\$ 3,488.35	\$ 3,592.81	2.99%	\$ 9,553.12	\$ 9,657.58	1.09%	\$ 1,581.20	\$ 1,650.78
MGS-S Customer 4736	\$ 2,975.04	\$ 3,103.62	4.32%	\$ 10,415.89	\$ 10,544.47	1.23%	\$ 1,532.90	\$ 1,604.76
MGS-S Customer 4737	\$ 4,425.89	\$ 4,534.81	2.46%	\$ 11,213.27	\$ 11,322.19	0.97%	\$ 1,896.03	\$ 1,972.48
MGS-S Customer 4738	\$ 3,195.12	\$ 3,298.43	3.23%	\$ 8,707.31	\$ 8,810.62	1.19%	\$ 1,494.42	\$ 1,549.89
MGS-S Customer 4739	\$ 5,443.30	\$ 5,556.44	2.08%	\$ 19,818.81	\$ 19,931.95	0.57%	\$ 2,192.54	\$ 2,272.58
MGS-S Customer 4740	\$ 29,084.92	\$ 29,345.83	0.90%	\$ 89,861.76	\$ 90,122.67	0.29%	\$ 10,078.91	\$ 10,437.72
MGS-S Customer 4741	\$ 25,505.36	\$ 25,733.60	0.89%	\$ 90,738.49	\$ 90,966.73	0.25%	\$ 8,659.29	\$ 9,091.58
MGS-S Customer 4742	\$ 5,975.47	\$ 6,117.84	2.38%	\$ 18,766.60	\$ 18,908.97	0.76%	\$ 2,510.94	\$ 2,615.00
MGS-S Customer 4743	\$ 5,008.50	\$ 5,146.04	2.75%	\$ 17,897.44	\$ 18,034.98	0.77%	\$ 2,174.21	\$ 2,278.90
MGS-S Customer 4744	\$ 41,589.35	\$ 42,084.20	1.19%	\$ 101,874.86	\$ 102,369.71	0.49%	\$ 15,598.77	\$ 15,924.87
MGS-S Customer 4745	\$ 36,992.85	\$ 37,274.06	0.76%	\$ 149,464.86	\$ 149,746.07	0.19%	\$ 12,341.03	\$ 12,735.14
MGS-S Customer 4746	\$ 4,848.17	\$ 4,959.03	2.29%	\$ 15,383.51	\$ 15,494.37	0.72%	\$ 2,025.94	\$ 2,089.75
MGS-S Customer 4747	\$ 9,416.56	\$ 9,548.10	1.40%	\$ 31,384.89	\$ 31,516.43	0.42%	\$ 3,492.21	\$ 3,604.54
MGS-S Customer 4748	\$ 6,623.76	\$ 6,768.43	2.18%	\$ 18,264.94	\$ 18,409.61	0.79%	\$ 2,698.11	\$ 2,860.75
MGS-S Customer 4749	\$ 13,108.83	\$ 13,284.86	1.34%	\$ 34,179.05	\$ 34,355.08	0.52%	\$ 4,886.12	\$ 5,043.13
MGS-S Customer 4750	\$ 4,536.19	\$ 4,645.56	2.41%	\$ 14,001.79	\$ 14,111.16	0.78%	\$ 1,922.98	\$ 1,989.68
MGS-S Customer 4751	\$ 7,602.89	\$ 7,725.46	1.61%	\$ 29,837.57	\$ 29,960.14	0.41%	\$ 2,863.67	\$ 2,972.56
MGS-S Customer 4752	\$ 9,559.64	\$ 9,692.39	1.39%	\$ 20,858.03	\$ 20,990.78	0.64%	\$ 3,591.72	\$ 3,736.79
MGS-S Customer 4753	\$ 2,250.80	\$ 2,349.37	4.38%	\$ 7,909.14	\$ 8,007.71	1.25%	\$ 1,164.39	\$ 1,221.53
MGS-S Customer 4754	\$ 3,213.29	\$ 3,343.46	4.05%	\$ 8,227.64	\$ 8,357.81	1.58%	\$ 1,639.93	\$ 1,702.64
MGS-S Customer 4755	\$ 6,082.71	\$ 6,225.51	2.35%	\$ 19,988.60	\$ 20,131.40	0.71%	\$ 2,540.77	\$ 2,644.18
MGS-S Customer 4756	\$ 6,185.47	\$ 6,329.23	2.32%	\$ 16,295.52	\$ 16,439.28	0.88%	\$ 2,606.15	\$ 2,705.92
MGS-S Customer 4757	\$ 5,007.50	\$ 5,145.41	2.75%	\$ 16,273.90	\$ 16,411.81	0.85%	\$ 2,194.32	\$ 2,287.57

Customer	Delivery 1/24 Prices	Delivery 8/24 Prices	Delivery % Difference	Bundled 1/24 Prices	Bundled 8/24 Prices	Bundled % Difference	Distribution 8/24 Prices	Distribution 1/25 Prices
MGS-S Customer 4758	\$ 5,619.39	\$ 5,733.31	2.03%	\$ 19,186.03	\$ 19,299.95	0.59%	\$ 2,251.08	\$ 2,341.69
MGS-S Customer 4759	\$ 47,379.18	\$ 47,717.07	0.71%	\$ 202,137.89	\$ 202,475.78	0.17%	\$ 15,691.12	\$ 16,111.84
MGS-S Customer 4760	\$ 11,004.72	\$ 11,170.80	1.51%	\$ 27,412.98	\$ 27,579.06	0.61%	\$ 4,190.51	\$ 4,345.58
MGS-S Customer 4761	\$ 6,111.53	\$ 6,255.32	2.35%	\$ 16,249.00	\$ 16,392.79	0.88%	\$ 2,598.01	\$ 2,675.19
MGS-S Customer 4762	\$ 4,300.09	\$ 4,435.17	3.14%	\$ 12,339.68	\$ 12,474.76	1.09%	\$ 1,987.45	\$ 2,060.60
MGS-S Customer 4763	\$ 37,992.47	\$ 38,276.85	0.75%	\$ 141,012.59	\$ 141,296.97	0.20%	\$ 12,633.54	\$ 13,182.31
MGS-S Customer 4764	\$ 11,990.30	\$ 12,159.47	1.41%	\$ 46,922.99	\$ 47,092.16	0.36%	\$ 4,404.52	\$ 4,555.58
MGS-S Customer 4765	\$ 24,880.75	\$ 25,137.40	1.03%	\$ 94,819.26	\$ 95,075.91	0.27%	\$ 8,707.25	\$ 9,014.87
MGS-S Customer 4766	\$ 50,611.81	\$ 50,957.53	0.68%	\$ 161,063.64	\$ 161,409.36	0.21%	\$ 16,933.32	\$ 17,515.98
MGS-S Customer 4767	\$ 20,692.53	\$ 20,902.92	1.02%	\$ 47,677.04	\$ 47,887.43	0.44%	\$ 7,356.31	\$ 7,665.74
MGS-S Customer 4768	\$ 14,554.32	\$ 14,735.18	1.24%	\$ 38,782.79	\$ 38,963.65	0.47%	\$ 5,275.38	\$ 5,547.14
MGS-S Customer 4769	\$ 18,297.27	\$ 18,494.22	1.08%	\$ 60,024.08	\$ 60,221.03	0.33%	\$ 6,418.67	\$ 6,730.80
MGS-S Customer 4770	\$ 7,974.24	\$ 8,099.95	1.58%	\$ 18,427.08	\$ 18,552.79	0.68%	\$ 3,080.73	\$ 3,183.50
MGS-S Customer 4771	\$ 2,557.84	\$ 2,657.95	3.91%	\$ 6,336.31	\$ 6,436.42	1.58%	\$ 1,276.58	\$ 1,343.49
MGS-S Customer 4772	\$ 6,220.57	\$ 6,337.25	1.88%	\$ 20,372.35	\$ 20,489.03	0.57%	\$ 2,448.50	\$ 2,548.10
MGS-S Customer 4773	\$ 14,752.09	\$ 14,935.24	1.24%	\$ 49,607.08	\$ 49,790.23	0.37%	\$ 5,374.43	\$ 5,511.45
MGS-S Customer 4774	\$ 3,517.82	\$ 3,623.47	3.00%	\$ 7,520.82	\$ 7,626.47	1.40%	\$ 1,642.90	\$ 1,665.44
MGS-S Customer 4775	\$ 21,858.46	\$ 22,071.21	0.97%	\$ 86,275.74	\$ 86,488.49	0.25%	\$ 7,511.28	\$ 7,801.11
MGS-S Customer 4776	\$ 3,754.23	\$ 3,860.76	2.84%	\$ 8,279.07	\$ 8,385.60	1.29%	\$ 1,710.93	\$ 1,746.62
MGS-S Customer 4777	\$ 2,839.80	\$ 2,968.42	4.53%	\$ 6,344.95	\$ 6,473.57	2.03%	\$ 1,527.63	\$ 1,581.90
MGS-S Customer 4778	\$ 11,764.61	\$ 11,932.60	1.43%	\$ 45,650.64	\$ 45,818.63	0.37%	\$ 4,326.31	\$ 4,486.68
MGS-S Customer 4779	\$ 3,383.39	\$ 3,514.19	3.87%	\$ 9,282.02	\$ 9,412.82	1.41%	\$ 1,687.25	\$ 1,756.90
MGS-S Customer 4780	\$ 5,721.07	\$ 5,862.45	2.47%	\$ 17,997.56	\$ 18,138.94	0.79%	\$ 2,436.31	\$ 2,527.61
MGS-S Customer 4781	\$ 7,286.87	\$ 7,435.49	2.04%	\$ 21,369.41	\$ 21,518.03	0.70%	\$ 2,951.16	\$ 3,062.49
MGS-S Customer 4782	\$ 8,527.34	\$ 8,655.20	1.50%	\$ 17,957.18	\$ 18,085.04	0.71%	\$ 3,249.07	\$ 3,391.16
MGS-S Customer 4783	\$ 2,606.05	\$ 2,733.48	4.89%	\$ 7,482.82	\$ 7,610.25	1.70%	\$ 1,441.56	\$ 1,489.77
MGS-S Customer 4784	\$ 6,281.80	\$ 6,427.33	2.32%	\$ 8,370.54	\$ 8,516.07	1.74%	\$ 2,717.51	\$ 2,790.31
MGS-S Customer 4785	\$ 14,528.63	\$ 14,710.06	1.25%	\$ 36,778.05	\$ 36,959.48	0.49%	\$ 5,302.58	\$ 5,546.15
MGS-S Customer 4786	\$ 15,471.40	\$ 15,656.17	1.19%	\$ 55,865.89	\$ 56,050.66	0.33%	\$ 5,523.38	\$ 5,738.75
MGS-S Customer 4787	\$ 6,080.65	\$ 6,223.56	2.35%	\$ 19,837.20	\$ 19,980.11	0.72%	\$ 2,545.99	\$ 2,643.18
MGS-S Customer 4788	\$ 8,072.86	\$ 8,225.10	1.89%	\$ 20,376.77	\$ 20,529.01	0.75%	\$ 3,215.91	\$ 3,353.49
MGS-S Customer 4789	\$ 6,627.45	\$ 6,746.61	1.80%	\$ 18,806.81	\$ 18,925.97	0.63%	\$ 2,614.84	\$ 2,700.17
MGS-S Customer 4790	\$ 6,938.98	\$ 7,059.11	1.73%	\$ 21,638.54	\$ 21,758.67	0.56%	\$ 2,691.15	\$ 2,794.28
MGS-S Customer 4791	\$ 6,053.62	\$ 6,197.31	2.37%	\$ 9,444.97	\$ 9,588.66	1.52%	\$ 2,603.88	\$ 2,708.86
MGS-S Customer 4792	\$ 9,157.77	\$ 9,288.03	1.42%	\$ 26,633.60	\$ 26,763.86	0.49%	\$ 3,414.43	\$ 3,551.99
MGS-S Customer 4793	\$ 3,938.50	\$ 4,045.18	2.71%	\$ 9,910.49	\$ 10,017.17	1.08%	\$ 1,736.97	\$ 1,807.94
MGS-S Customer 4794	\$ 4,669.71	\$ 4,779.76	2.36%	\$ 15,262.52	\$ 15,372.57	0.72%	\$ 1,966.72	\$ 2,026.56
MGS-S Customer 4795	\$ 4,657.22	\$ 4,766.95	2.36%	\$ 15,529.29	\$ 15,639.02	0.71%	\$ 1,950.48	\$ 2,022.98
MGS-S Customer 4796	\$ 54,921.67	\$ 55,294.06	0.68%	\$ 174,615.15	\$ 174,987.54	0.21%	\$ 18,415.69	\$ 18,982.50
MGS-S Customer 4797	\$ 8,428.56	\$ 8,581.95	1.82%	\$ 24,343.20	\$ 24,496.59	0.63%	\$ 3,302.58	\$ 3,454.44

Customer	Delivery 1/24 Prices	Delivery 8/24 Prices	Delivery % Difference	Bundled 1/24 Prices	Bundled 8/24 Prices	Bundled % Difference	Distribution 8/24 Prices	Distribution 1/25 Prices
MGS-S Customer 4798	\$ 23,485.51	\$ 23,708.12	0.95%	\$ 80,242.56	\$ 80,465.17	0.28%	\$ 8,174.76	\$ 8,407.63
MGS-S Customer 4799	\$ 21,273.67	\$ 21,485.90	1.00%	\$ 61,723.01	\$ 61,935.24	0.34%	\$ 7,476.31	\$ 7,768.32
MGS-S Customer 4800	\$ 26,989.97	\$ 27,225.60	0.87%	\$ 95,342.50	\$ 95,578.13	0.25%	\$ 9,166.83	\$ 9,580.68
MGS-S Customer 4801	\$ 12,898.31	\$ 13,072.68	1.35%	\$ 36,870.83	\$ 37,045.20	0.47%	\$ 4,778.29	\$ 4,953.45
MGS-S Customer 4802	\$ 7,185.84	\$ 7,333.43	2.05%	\$ 26,040.49	\$ 26,188.08	0.57%	\$ 2,879.88	\$ 2,994.32
MGS-S Customer 4803	\$ 2,498.23	\$ 2,624.89	5.07%	\$ 6,022.35	\$ 6,149.01	2.10%	\$ 1,397.44	\$ 1,466.41
MGS-S Customer 4804	\$ 9,553.50	\$ 9,712.04	1.66%	\$ 36,839.66	\$ 36,998.20	0.43%	\$ 3,643.87	\$ 3,755.65
MGS-S Customer 4805	\$ 14,388.67	\$ 14,569.26	1.26%	\$ 53,855.34	\$ 54,035.93	0.34%	\$ 5,202.77	\$ 5,356.25
MGS-S Customer 4806	\$ 14,031.67	\$ 14,211.88	1.28%	\$ 48,246.78	\$ 48,426.99	0.37%	\$ 5,154.40	\$ 5,258.98
MGS-S Customer 4807	\$ 11,145.37	\$ 11,310.95	1.49%	\$ 41,025.32	\$ 41,190.90	0.40%	\$ 4,151.21	\$ 4,297.02
MGS-S Customer 4808	\$ 1,831.25	\$ 1,954.00	6.70%	\$ 12,608.60	\$ 12,731.35	0.97%	\$ 1,120.98	\$ 1,181.88
MGS-S Customer 4809	\$ 15,000.76	\$ 15,184.40	1.22%	\$ 48,068.67	\$ 48,252.31	0.38%	\$ 5,432.63	\$ 5,621.61
MGS-S Customer 4810	\$ 11,651.53	\$ 11,820.45	1.45%	\$ 35,244.69	\$ 35,413.61	0.48%	\$ 4,379.64	\$ 4,514.88
MGS-S Customer 4811	\$ 5,960.74	\$ 6,103.23	2.39%	\$ 17,396.25	\$ 17,538.74	0.82%	\$ 2,517.91	\$ 2,618.80
MGS-S Customer 4812	\$ 5,214.94	\$ 5,354.79	2.68%	\$ 15,193.81	\$ 15,333.66	0.92%	\$ 2,310.07	\$ 2,359.12
MGS-S Customer 4813	\$ 6,040.90	\$ 6,184.14	2.37%	\$ 16,870.24	\$ 17,013.48	0.85%	\$ 2,562.57	\$ 2,647.45
MGS-S Customer 4814	\$ 14,818.85	\$ 15,001.21	1.23%	\$ 53,567.94	\$ 53,750.30	0.34%	\$ 5,337.89	\$ 5,515.90
MGS-S Customer 4815	\$ 2,695.39	\$ 2,796.91	3.77%	\$ 5,917.97	\$ 6,019.49	1.72%	\$ 1,357.77	\$ 1,387.03
MGS-S Customer 4816	\$ 4,136.04	\$ 4,244.12	2.61%	\$ 9,931.49	\$ 10,039.57	1.09%	\$ 1,824.46	\$ 1,872.86
MGS-S Customer 4817	\$ 11,650.11	\$ 11,818.19	1.44%	\$ 35,462.66	\$ 35,630.74	0.47%	\$ 4,341.59	\$ 4,522.75
MGS-S Customer 4818	\$ 4,603.34	\$ 4,739.66	2.96%	\$ 12,606.71	\$ 12,743.03	1.08%	\$ 2,080.80	\$ 2,169.43
MGS-S Customer 4819	\$ 11,313.49	\$ 11,481.06	1.48%	\$ 31,606.72	\$ 31,774.29	0.53%	\$ 4,285.56	\$ 4,420.98
MGS-S Customer 4820	\$ 36,453.47	\$ 36,734.19	0.77%	\$ 133,641.57	\$ 133,922.29	0.21%	\$ 12,290.95	\$ 12,648.21
MGS-S Customer 4821	\$ 6,000.20	\$ 6,116.12	1.93%	\$ 14,510.56	\$ 14,626.48	0.80%	\$ 2,401.78	\$ 2,514.37
MGS-S Customer 4822	\$ 6,176.29	\$ 6,319.78	2.32%	\$ 18,377.59	\$ 18,521.08	0.78%	\$ 2,587.93	\$ 2,688.00
MGS-S Customer 4823	\$ 2,414.21	\$ 2,513.75	4.12%	\$ 6,305.34	\$ 6,404.88	1.58%	\$ 1,232.36	\$ 1,291.09
MGS-S Customer 4824	\$ 4,230.41	\$ 4,365.30	3.19%	\$ 10,341.23	\$ 10,476.12	1.30%	\$ 1,975.47	\$ 2,050.48
MGS-S Customer 4825	\$ 8,549.70	\$ 8,704.53	1.81%	\$ 20,789.51	\$ 20,944.34	0.74%	\$ 3,391.04	\$ 3,516.87
MGS-S Customer 4826	\$ 7,102.29	\$ 7,249.71	2.08%	\$ 23,997.54	\$ 24,144.96	0.61%	\$ 2,867.34	\$ 2,978.49
MGS-S Customer 4827	\$ 4,470.43	\$ 4,579.29	2.44%	\$ 15,288.91	\$ 15,397.77	0.71%	\$ 1,888.45	\$ 1,957.88
MGS-S Customer 4828	\$ 5,623.11	\$ 5,737.55	2.04%	\$ 15,688.60	\$ 15,803.04	0.73%	\$ 2,283.90	\$ 2,365.91
MGS-S Customer 4829	\$ 8,557.38	\$ 8,711.93	1.81%	\$ 24,211.50	\$ 24,366.05	0.64%	\$ 3,370.71	\$ 3,495.04
MGS-S Customer 4830	\$ 2,696.73	\$ 2,797.48	3.74%	\$ 9,189.31	\$ 9,290.06	1.10%	\$ 1,315.01	\$ 1,369.88
MGS-S Customer 4831	\$ 40,785.04	\$ 41,141.33	0.87%	\$ 168,563.81	\$ 168,920.10	0.21%	\$ 13,930.80	\$ 14,334.90
MGS-S Customer 4832	\$ 5,616.76	\$ 5,757.85	2.51%	\$ 15,859.24	\$ 16,000.33	0.89%	\$ 2,415.12	\$ 2,505.65
MGS-S Customer 4833	\$ 2,342.83	\$ 2,468.67	5.37%	\$ 7,580.91	\$ 7,706.75	1.66%	\$ 1,336.86	\$ 1,398.84
MGS-S Customer 4834	\$ 6,118.20	\$ 6,234.80	1.91%	\$ 16,139.81	\$ 16,256.41	0.72%	\$ 2,442.66	\$ 2,541.69
MGS-S Customer 4835	\$ 10,098.83	\$ 10,260.69	1.60%	\$ 26,842.80	\$ 27,004.66	0.60%	\$ 3,887.64	\$ 4,025.04
MGS-S Customer 4836	\$ 19,905.62	\$ 20,146.37	1.21%	\$ 46,396.51	\$ 46,637.26	0.52%	\$ 7,369.96	\$ 7,599.57
MGS-S Customer 4837	\$ 9,285.88	\$ 9,443.41	1.70%	\$ 29,963.03	\$ 30,120.56	0.53%	\$ 3,582.37	\$ 3,713.81

Customer	Delivery 1/24 Prices	Delivery 8/24 Prices	Delivery % Difference	Bundled 1/24 Prices	Bundled 8/24 Prices	Bundled % Difference	Distribution 8/24 Prices	Distribution 1/25 Prices
MGS-S Customer 4838	\$ 6,960.45	\$ 7,107.69	2.12%	\$ 18,331.97	\$ 18,479.21	0.80%	\$ 2,855.41	\$ 2,968.87
MGS-S Customer 4839	\$ 3,998.53	\$ 4,132.52	3.35%	\$ 7,610.86	\$ 7,744.85	1.76%	\$ 1,912.62	\$ 1,987.72
MGS-S Customer 4840	\$ 3,348.83	\$ 3,452.79	3.10%	\$ 8,229.60	\$ 8,333.56	1.26%	\$ 1,544.75	\$ 1,609.76
MGS-S Customer 4841	\$ 4,637.46	\$ 4,774.34	2.95%	\$ 12,101.62	\$ 12,238.50	1.13%	\$ 2,111.23	\$ 2,181.02
MGS-S Customer 4842	\$ 5,282.17	\$ 5,394.90	2.13%	\$ 14,300.54	\$ 14,413.27	0.79%	\$ 2,167.48	\$ 2,256.54
MGS-S Customer 4843	\$ 14,067.24	\$ 14,248.17	1.29%	\$ 29,689.37	\$ 29,870.30	0.61%	\$ 5,239.16	\$ 5,419.25
MGS-S Customer 4844	\$ 31,469.59	\$ 31,746.93	0.88%	\$ 103,396.28	\$ 103,673.62	0.27%	\$ 10,909.84	\$ 11,202.44
MGS-S Customer 4845	\$ 2,192.83	\$ 2,318.14	5.71%	\$ 5,412.55	\$ 5,537.86	2.32%	\$ 1,299.71	\$ 1,360.91
MGS-S Customer 4846	\$ 4,023.54	\$ 4,157.27	3.32%	\$ 11,062.75	\$ 11,196.48	1.21%	\$ 1,895.38	\$ 1,972.60
MGS-S Customer 4847	\$ 4,111.80	\$ 4,218.90	2.60%	\$ 14,214.08	\$ 14,321.18	0.75%	\$ 1,767.00	\$ 1,839.07
MGS-S Customer 4848	\$ 6,272.78	\$ 6,389.63	1.86%	\$ 23,538.13	\$ 23,654.98	0.50%	\$ 2,454.55	\$ 2,541.43
MGS-S Customer 4849	\$ 917.96	\$ 1,010.75	10.11%	\$ 1,191.96	\$ 1,284.75	7.78%	\$ 753.02	\$ 793.57
MGS-S Customer 4850	\$ 8,377.23	\$ 8,530.12	1.83%	\$ 27,779.20	\$ 27,932.09	0.55%	\$ 3,264.89	\$ 3,410.62
MGS-S Customer 4851	\$ 5,849.06	\$ 5,991.65	2.44%	\$ 15,369.51	\$ 15,512.10	0.93%	\$ 2,512.97	\$ 2,588.03
MGS-S Customer 4852	\$ 1,811.22	\$ 1,934.66	6.82%	\$ 4,014.22	\$ 4,137.66	3.08%	\$ 1,171.19	\$ 1,236.60
MGS-S Customer 4853	\$ 7,288.94	\$ 7,410.72	1.67%	\$ 23,364.81	\$ 23,486.59	0.52%	\$ 2,805.08	\$ 2,905.36
MGS-S Customer 4854	\$ 12,735.91	\$ 12,910.17	1.37%	\$ 27,681.60	\$ 27,855.86	0.63%	\$ 4,776.45	\$ 4,963.58
MGS-S Customer 4855	\$ 5,197.63	\$ 5,336.67	2.68%	\$ 17,049.06	\$ 17,188.10	0.82%	\$ 2,267.03	\$ 2,346.41
MGS-S Customer 4856	\$ 4,471.55	\$ 4,607.39	3.04%	\$ 11,815.73	\$ 11,951.57	1.15%	\$ 2,045.10	\$ 2,126.88
MGS-S Customer 4857	\$ 9,198.38	\$ 9,356.24	1.72%	\$ 24,436.58	\$ 24,594.44	0.65%	\$ 3,599.97	\$ 3,719.35
MGS-S Customer 4858	\$ 3,790.51	\$ 3,896.75	2.80%	\$ 8,985.28	\$ 9,091.52	1.18%	\$ 1,700.91	\$ 1,759.39
MGS-S Customer 4859	\$ 21,820.14	\$ 22,033.47	0.98%	\$ 70,213.09	\$ 70,426.42	0.30%	\$ 7,573.84	\$ 7,911.60
MGS-S Customer 4860	\$ 6,532.08	\$ 6,677.37	2.22%	\$ 16,795.24	\$ 16,940.53	0.87%	\$ 2,717.57	\$ 2,827.26
MGS-S Customer 4861	\$ 13,093.90	\$ 13,268.32	1.33%	\$ 39,310.56	\$ 39,484.98	0.44%	\$ 4,800.02	\$ 5,013.76
MGS-S Customer 4862	\$ 6,610.34	\$ 6,755.48	2.20%	\$ 22,353.47	\$ 22,498.61	0.65%	\$ 2,706.44	\$ 2,815.48
MGS-S Customer 4863	\$ 10,537.66	\$ 10,701.69	1.56%	\$ 27,421.26	\$ 27,585.29	0.60%	\$ 4,039.24	\$ 4,176.24
MGS-S Customer 4864	\$ 3,767.35	\$ 3,899.86	3.52%	\$ 9,901.02	\$ 10,033.53	1.34%	\$ 1,810.73	\$ 1,890.70
MGS-S Customer 4865	\$ 14,248.58	\$ 14,401.25	1.07%	\$ 50,876.94	\$ 51,029.61	0.30%	\$ 5,003.67	\$ 5,194.42
MGS-S Customer 4866	\$ 6,933.48	\$ 7,080.05	2.11%	\$ 22,866.18	\$ 23,012.75	0.64%	\$ 2,810.53	\$ 2,928.11
MGS-S Customer 4867	\$ 4,399.15	\$ 4,508.33	2.48%	\$ 10,214.60	\$ 10,323.78	1.07%	\$ 1,906.57	\$ 1,966.51
MGS-S Customer 4868	\$ 4,061.07	\$ 4,194.91	3.30%	\$ 11,699.60	\$ 11,833.44	1.14%	\$ 1,903.38	\$ 1,981.59
MGS-S Customer 4869	\$ 3,284.76	\$ 3,389.02	3.17%	\$ 5,493.13	\$ 5,597.39	1.90%	\$ 1,556.41	\$ 1,602.32
MGS-S Customer 4870	\$ 7,162.29	\$ 7,309.88	2.06%	\$ 21,422.40	\$ 21,569.99	0.69%	\$ 2,889.08	\$ 3,022.85
MGS-S Customer 4871	\$ 4,489.90	\$ 4,625.55	3.02%	\$ 14,216.02	\$ 14,351.67	0.95%	\$ 2,032.59	\$ 2,116.94
MGS-S Customer 4872	\$ 16,281.12	\$ 16,558.21	1.70%	\$ 39,161.28	\$ 39,438.37	0.71%	\$ 6,559.00	\$ 6,701.24
MGS-S Customer 4873	\$ 13,610.80	\$ 13,858.24	1.82%	\$ 31,385.66	\$ 31,633.10	0.79%	\$ 5,584.82	\$ 5,682.00
MGS-S Customer 4874	\$ 6,240.60	\$ 6,357.95	1.88%	\$ 16,880.83	\$ 16,998.18	0.70%	\$ 2,489.75	\$ 2,577.31
MGS-S Customer 4875	\$ 4,445.95	\$ 4,581.69	3.05%	\$ 12,070.54	\$ 12,206.28	1.12%	\$ 2,036.34	\$ 2,115.43
MGS-S Customer 4876	\$ 10,759.81	\$ 10,924.93	1.53%	\$ 21,660.56	\$ 21,825.68	0.76%	\$ 4,131.15	\$ 4,303.26
MGS-S Customer 4877	\$ 1,575.16	\$ 1,697.54	7.77%	\$ 3,569.63	\$ 3,692.01	3.43%	\$ 1,094.68	\$ 1,155.08

Customer	Delivery 1/24 Prices	Delivery 8/24 Prices	Delivery % Difference	Bundled 1/24 Prices	Bundled 8/24 Prices	Bundled % Difference	Distribution 8/24 Prices	Distribution 1/25 Prices
MGS-S Customer 4878	\$ 4,081.03	\$ 4,214.94	3.28%	\$ 12,690.45	\$ 12,824.36	1.06%	\$ 1,906.38	\$ 1,980.83
MGS-S Customer 4879	\$ 7,551.37	\$ 7,673.70	1.62%	\$ 30,108.16	\$ 30,230.49	0.41%	\$ 2,846.03	\$ 2,951.71
MGS-S Customer 4880	\$ 13,942.02	\$ 14,122.28	1.29%	\$ 25,284.75	\$ 25,465.01	0.71%	\$ 5,204.80	\$ 5,411.93
MGS-S Customer 4881	\$ 3,943.55	\$ 4,050.27	2.71%	\$ 10,712.53	\$ 10,819.25	1.00%	\$ 1,737.24	\$ 1,802.90
MGS-S Customer 4882	\$ 16,429.68	\$ 16,618.66	1.15%	\$ 55,937.49	\$ 56,126.47	0.34%	\$ 5,834.06	\$ 6,085.30
MGS-S Customer 4883	\$ 10,957.62	\$ 11,121.76	1.50%	\$ 45,419.54	\$ 45,583.68	0.36%	\$ 4,051.68	\$ 4,199.97
MGS-S Customer 4884	\$ 10,540.07	\$ 10,704.25	1.56%	\$ 29,978.60	\$ 30,142.78	0.55%	\$ 4,039.54	\$ 4,154.16
MGS-S Customer 4885	\$ 7,683.07	\$ 7,834.18	1.97%	\$ 18,831.89	\$ 18,983.00	0.80%	\$ 3,118.72	\$ 3,218.18
MGS-S Customer 4886	\$ 3,718.23	\$ 3,823.55	2.83%	\$ 12,776.37	\$ 12,881.69	0.82%	\$ 1,640.87	\$ 1,709.05
MGS-S Customer 4887	\$ 4,449.02	\$ 4,557.90	2.45%	\$ 12,967.26	\$ 13,076.14	0.84%	\$ 1,892.66	\$ 1,968.01
MGS-S Customer 4888	\$ 3,476.64	\$ 3,607.64	3.77%	\$ 11,613.58	\$ 11,744.58	1.13%	\$ 1,702.08	\$ 1,773.88
MGS-S Customer 4889	\$ 34,153.04	\$ 34,421.18	0.79%	\$ 145,308.73	\$ 145,576.87	0.18%	\$ 11,405.26	\$ 11,747.92
MGS-S Customer 4890	\$ 5,309.58	\$ 5,445.62	2.56%	\$ 44,671.13	\$ 44,807.17	0.30%	\$ 2,076.90	\$ 2,199.94
MGS-S Customer 4891	\$ 4,877.12	\$ 5,014.77	2.82%	\$ 14,018.21	\$ 14,155.86	0.98%	\$ 2,171.71	\$ 2,255.28
MGS-S Customer 4892	\$ 30,931.73	\$ 31,277.07	1.12%	\$ 135,940.04	\$ 136,285.38	0.25%	\$ 11,017.18	\$ 11,264.38
MGS-S Customer 4893	\$ 26,631.51	\$ 26,865.75	0.88%	\$ 113,590.73	\$ 113,824.97	0.21%	\$ 9,011.41	\$ 9,296.85
MGS-S Customer 4894	\$ 11,659.46	\$ 11,827.92	1.44%	\$ 37,176.82	\$ 37,345.28	0.45%	\$ 4,355.69	\$ 4,507.61
MGS-S Customer 4895	\$ 4,193.62	\$ 4,328.49	3.22%	\$ 9,831.73	\$ 9,966.60	1.37%	\$ 1,970.54	\$ 2,039.82
MGS-S Customer 4896	\$ 18,625.32	\$ 18,826.48	1.08%	\$ 45,722.95	\$ 45,924.11	0.44%	\$ 6,684.12	\$ 6,934.96
MGS-S Customer 4897	\$ 7,213.06	\$ 7,334.44	1.68%	\$ 24,056.21	\$ 24,177.59	0.50%	\$ 2,775.35	\$ 2,873.04
MGS-S Customer 4898	\$ 5,003.54	\$ 5,115.38	2.24%	\$ 11,269.76	\$ 11,381.60	0.99%	\$ 2,099.84	\$ 2,176.70
MGS-S Customer 4899	\$ 19,877.63	\$ 20,082.97	1.03%	\$ 65,308.86	\$ 65,514.20	0.31%	\$ 6,980.74	\$ 7,241.98
MGS-S Customer 4900	\$ 17,984.12	\$ 18,179.31	1.09%	\$ 77,410.37	\$ 77,605.56	0.25%	\$ 6,254.59	\$ 6,477.60
MGS-S Customer 4901	\$ 5,899.59	\$ 6,041.81	2.41%	\$ 18,341.53	\$ 18,483.75	0.78%	\$ 2,495.39	\$ 2,588.85
MGS-S Customer 4902	\$ 8,979.58	\$ 9,136.81	1.75%	\$ 22,842.05	\$ 22,999.28	0.69%	\$ 3,548.07	\$ 3,649.22
MGS-S Customer 4903	\$ 4,540.83	\$ 4,649.78	2.40%	\$ 17,404.29	\$ 17,513.24	0.63%	\$ 1,896.52	\$ 1,968.35
MGS-S Customer 4904	\$ 4,264.31	\$ 4,398.85	3.16%	\$ 15,139.35	\$ 15,273.89	0.89%	\$ 1,951.89	\$ 2,028.96
MGS-S Customer 4905	\$ 16,868.30	\$ 17,174.50	1.82%	\$ 31,388.93	\$ 31,695.13	0.98%	\$ 7,010.46	\$ 7,125.62
MGS-S Customer 4906	\$ 5,086.75	\$ 5,225.51	2.73%	\$ 12,933.01	\$ 13,071.77	1.07%	\$ 2,250.97	\$ 2,337.92
MGS-S Customer 4907	\$ 5,532.00	\$ 5,672.08	2.53%	\$ 18,835.03	\$ 18,975.11	0.74%	\$ 2,352.10	\$ 2,457.86
MGS-S Customer 4908	\$ 8,851.82	\$ 8,982.08	1.47%	\$ 13,453.45	\$ 13,583.71	0.97%	\$ 3,409.12	\$ 3,534.28
MGS-S Customer 4909	\$ 5,355.68	\$ 5,468.10	2.10%	\$ 22,679.08	\$ 22,791.50	0.50%	\$ 2,141.50	\$ 2,221.24
MGS-S Customer 4910	\$ 11,725.11	\$ 11,894.23	1.44%	\$ 37,009.37	\$ 37,178.49	0.46%	\$ 4,393.79	\$ 4,528.28
MGS-S Customer 4911	\$ 4,696.61	\$ 4,833.36	2.91%	\$ 13,925.12	\$ 14,061.87	0.98%	\$ 2,108.93	\$ 2,191.90
MGS-S Customer 4912	\$ 4,875.33	\$ 5,013.44	2.83%	\$ 7,683.36	\$ 7,821.47	1.80%	\$ 2,208.63	\$ 2,301.50
MGS-S Customer 4913	\$ 3,727.92	\$ 3,860.48	3.56%	\$ 10,096.52	\$ 10,229.08	1.31%	\$ 1,807.76	\$ 1,871.95
MGS-S Customer 4914	\$ 18,909.52	\$ 19,109.47	1.06%	\$ 77,572.49	\$ 77,772.44	0.26%	\$ 6,584.79	\$ 6,803.11
MGS-S Customer 4915	\$ 3,585.09	\$ 3,716.79	3.67%	\$ 10,575.97	\$ 10,707.67	1.25%	\$ 1,749.42	\$ 1,819.19
MGS-S Customer 4916	\$ 4,425.61	\$ 4,561.30	3.07%	\$ 9,483.72	\$ 9,619.41	1.43%	\$ 2,038.13	\$ 2,129.11
MGS-S Customer 4917	\$ 5,701.59	\$ 5,843.48	2.49%	\$ 13,789.17	\$ 13,931.06	1.03%	\$ 2,466.74	\$ 2,548.43

Internal Use

Customer	Delivery 1/24 Prices	Delivery 8/24 Prices	Delivery % Difference	Bundled 1/24 Prices	Bundled 8/24 Prices	Bundled % Difference	Distribution 8/24 Prices	Distribution 1/25 Prices
MGS-S Customer 4918	\$ 4,445.21	\$ 4,580.33	3.04%	\$ 16,746.84	\$ 16,881.96	0.81%	\$ 1,996.63	\$ 2,083.82
MGS-S Customer 4919	\$ 11,713.17	\$ 11,881.81	1.44%	\$ 29,364.62	\$ 29,533.26	0.57%	\$ 4,390.82	\$ 4,592.72
MGS-S Customer 4920	\$ 10,529.25	\$ 10,693.94	1.56%	\$ 20,144.42	\$ 20,309.11	0.82%	\$ 4,086.35	\$ 4,225.16
MGS-S Customer 4921	\$ 4,464.08	\$ 4,600.09	3.05%	\$ 9,336.28	\$ 9,472.29	1.46%	\$ 2,057.95	\$ 2,142.36
MGS-S Customer 4922	\$ 3,237.52	\$ 3,341.47	3.21%	\$ 6,286.19	\$ 6,390.14	1.65%	\$ 1,534.56	\$ 1,579.84
MGS-S Customer 4923	\$ 11,382.64	\$ 11,550.93	1.48%	\$ 22,461.99	\$ 22,630.28	0.75%	\$ 4,350.16	\$ 4,516.98
MGS-S Customer 4924	\$ 7,174.88	\$ 7,322.65	2.06%	\$ 25,557.62	\$ 25,705.39	0.58%	\$ 2,887.58	\$ 2,991.61
MGS-S Customer 4925	\$ 5,537.61	\$ 5,678.07	2.54%	\$ 17,494.16	\$ 17,634.62	0.80%	\$ 2,373.00	\$ 2,466.74
MGS-S Customer 4926	\$ 14,484.00	\$ 14,664.71	1.25%	\$ 53,598.74	\$ 53,779.45	0.34%	\$ 5,221.35	\$ 5,396.50
MGS-S Customer 4927	\$ 29,967.08	\$ 30,216.47	0.83%	\$ 125,948.56	\$ 126,197.95	0.20%	\$ 10,082.64	\$ 10,396.60
MGS-S Customer 4928	\$ 4,034.53	\$ 4,168.64	3.32%	\$ 8,205.15	\$ 8,339.26	1.63%	\$ 1,921.08	\$ 1,996.28
MGS-S Customer 4929	\$ 3,710.41	\$ 3,842.81	3.57%	\$ 9,766.38	\$ 9,898.78	1.36%	\$ 1,798.93	\$ 1,869.45
MGS-S Customer 4930	\$ 7,516.69	\$ 7,666.97	2.00%	\$ 13,097.33	\$ 13,247.61	1.15%	\$ 3,074.69	\$ 3,207.24
MGS-S Customer 4931	\$ 3,334.78	\$ 3,465.25	3.91%	\$ 9,469.48	\$ 9,599.95	1.38%	\$ 1,665.84	\$ 1,739.15
MGS-S Customer 4932	\$ 18,883.09	\$ 19,087.76	1.08%	\$ 33,348.87	\$ 33,553.54	0.61%	\$ 6,905.43	\$ 7,102.14
MGS-S Customer 4933	\$ 6,093.49	\$ 6,236.06	2.34%	\$ 23,580.52	\$ 23,723.09	0.60%	\$ 2,522.55	\$ 2,621.64
MGS-S Customer 4934	\$ 11,278.91	\$ 11,447.62	1.50%	\$ 27,156.99	\$ 27,325.70	0.62%	\$ 4,343.01	\$ 4,429.71
MGS-S Customer 4935	\$ 32,036.72	\$ 32,297.09	0.81%	\$ 112,898.83	\$ 113,159.20	0.23%	\$ 10,870.66	\$ 11,232.04
MGS-S Customer 4936	\$ 4,316.14	\$ 4,451.33	3.13%	\$ 10,358.40	\$ 10,493.59	1.31%	\$ 1,999.44	\$ 2,082.43
MGS-S Customer 4937	\$ 3,861.25	\$ 3,993.93	3.44%	\$ 12,653.72	\$ 12,786.40	1.05%	\$ 1,823.78	\$ 1,904.66
MGS-S Customer 4938	\$ 51,691.10	\$ 52,035.64	0.67%	\$ 226,331.69	\$ 226,676.23	0.15%	\$ 16,851.94	\$ 17,436.52
MGS-S Customer 4939	\$ 3,901.12	\$ 4,034.43	3.42%	\$ 10,588.63	\$ 10,721.94	1.26%	\$ 1,862.00	\$ 1,930.78
MGS-S Customer 4940	\$ 3,673.08	\$ 3,779.25	2.89%	\$ 8,143.30	\$ 8,249.47	1.30%	\$ 1,684.71	\$ 1,718.42
MGS-S Customer 4941	\$ 3,045.52	\$ 3,174.14	4.22%	\$ 13,996.66	\$ 14,125.28	0.92%	\$ 1,534.49	\$ 1,603.83
MGS-S Customer 4942	\$ 7,411.19	\$ 7,533.07	1.64%	\$ 28,210.38	\$ 28,332.26	0.43%	\$ 2,812.63	\$ 2,914.74
MGS-S Customer 4943	\$ 25,686.86	\$ 25,919.61	0.91%	\$ 99,839.41	\$ 100,072.16	0.23%	\$ 8,858.00	\$ 9,036.66
MGS-S Customer 4944	\$ 7,515.72	\$ 7,666.09	2.00%	\$ 16,359.73	\$ 16,510.10	0.92%	\$ 3,071.09	\$ 3,178.04
MGS-S Customer 4945	\$ 13,191.42	\$ 13,367.83	1.34%	\$ 36,866.85	\$ 37,043.26	0.48%	\$ 4,906.88	\$ 5,050.44
MGS-S Customer 4946	\$ 13,448.75	\$ 13,624.40	1.31%	\$ 48,152.91	\$ 48,328.56	0.36%	\$ 4,877.49	\$ 5,072.85
MGS-S Customer 4947	\$ 8,904.23	\$ 9,059.96	1.75%	\$ 31,729.54	\$ 31,885.27	0.49%	\$ 3,448.44	\$ 3,562.40
MGS-S Customer 4948	\$ 15,156.37	\$ 15,345.94	1.25%	\$ 28,804.02	\$ 28,993.59	0.66%	\$ 5,629.43	\$ 5,842.58
MGS-S Customer 4949	\$ 7,736.61	\$ 7,860.37	1.60%	\$ 19,674.88	\$ 19,798.64	0.63%	\$ 2,960.40	\$ 3,098.06
MGS-S Customer 4950	\$ 5,399.15	\$ 5,512.54	2.10%	\$ 11,358.23	\$ 11,471.62	1.00%	\$ 2,219.29	\$ 2,321.66
MGS-S Customer 4951	\$ 8,917.88	\$ 9,074.27	1.75%	\$ 22,302.95	\$ 22,459.34	0.70%	\$ 3,504.03	\$ 3,638.36
MGS-S Customer 4952	\$ 4,115.12	\$ 4,222.65	2.61%	\$ 11,045.10	\$ 11,152.63	0.97%	\$ 1,794.47	\$ 1,861.62
MGS-S Customer 4953	\$ 12,250.16	\$ 12,420.60	1.39%	\$ 45,158.10	\$ 45,328.54	0.38%	\$ 4,498.90	\$ 4,662.87
MGS-S Customer 4954	\$ 4,975.70	\$ 5,114.02	2.78%	\$ 13,034.26	\$ 13,172.58	1.06%	\$ 2,217.14	\$ 2,296.17
MGS-S Customer 4955	\$ 12,045.87	\$ 12,215.82	1.41%	\$ 43,719.76	\$ 43,889.71	0.39%	\$ 4,454.43	\$ 4,595.85
MGS-S Customer 4956	\$ 6,096.39	\$ 6,239.95	2.35%	\$ 15,036.38	\$ 15,179.94	0.95%	\$ 2,588.94	\$ 2,681.80
MGS-S Customer 4957	\$ 17,145.53	\$ 17,338.03	1.12%	\$ 73,637.49	\$ 73,829.99	0.26%	\$ 6,036.38	\$ 6,193.06

Internal Use

Customer	Delivery 1/24 Prices	Delivery 8/24 Prices	Delivery % Difference	Bundled 1/24 Prices	Bundled 8/24 Prices	Bundled % Difference	Distribution 8/24 Prices	Distribution 1/25 Prices
MGS-S Customer 4958	\$ 4,932.66	\$ 5,070.27	2.79%	\$ 16,441.87	\$ 16,579.48	0.84%	\$ 2,171.18	\$ 2,258.63
MGS-S Customer 4959	\$ 12,207.15	\$ 12,423.44	1.77%	\$ 23,898.61	\$ 24,114.90	0.91%	\$ 4,898.30	\$ 5,109.37
MGS-S Customer 4960	\$ 16,742.60	\$ 16,934.14	1.14%	\$ 56,460.65	\$ 56,652.19	0.34%	\$ 5,986.21	\$ 6,179.99
MGS-S Customer 4961	\$ 20,137.44	\$ 20,345.44	1.03%	\$ 51,925.59	\$ 52,133.59	0.40%	\$ 7,167.00	\$ 7,428.85
MGS-S Customer 4962	\$ 3,914.20	\$ 4,047.72	3.41%	\$ 7,966.10	\$ 8,099.62	1.68%	\$ 1,879.72	\$ 1,955.49
MGS-S Customer 4963	\$ 2,177.88	\$ 2,276.18	4.51%	\$ 7,339.51	\$ 7,437.81	1.34%	\$ 1,143.86	\$ 1,199.40
MGS-S Customer 4964	\$ 14,956.93	\$ 15,140.46	1.23%	\$ 45,465.33	\$ 45,648.86	0.40%	\$ 5,428.54	\$ 5,626.44
MGS-S Customer 4965	\$ 19,448.67	\$ 19,652.39	1.05%	\$ 65,999.69	\$ 66,203.41	0.31%	\$ 6,851.97	\$ 7,077.49
MGS-S Customer 4966	\$ 8,670.01	\$ 8,826.51	1.81%	\$ 8,670.01	\$ 8,826.51	1.81%	\$ 3,511.71	\$ 3,647.39
MGS-S Customer 4967	\$ 12,819.75	\$ 12,992.46	1.35%	\$ 45,805.39	\$ 45,978.10	0.38%	\$ 4,671.59	\$ 4,866.69
MGS-S Customer 4968	\$ 5,838.11	\$ 5,954.86	2.00%	\$ 13,420.65	\$ 13,537.40	0.87%	\$ 2,419.71	\$ 2,446.08
MGS-S Customer 4969	\$ 3,718.31	\$ 3,850.59	3.56%	\$ 10,519.28	\$ 10,651.56	1.26%	\$ 1,792.75	\$ 1,867.92
MGS-S Customer 4970	\$ 4,362.54	\$ 4,471.16	2.49%	\$ 12,127.21	\$ 12,235.83	0.90%	\$ 1,872.08	\$ 1,942.21
MGS-S Customer 4971	\$ 14,407.84	\$ 14,587.21	1.24%	\$ 57,736.62	\$ 57,915.99	0.31%	\$ 5,141.52	\$ 5,346.73
MGS-S Customer 4972	\$ 10,967.14	\$ 11,131.29	1.50%	\$ 42,247.96	\$ 42,412.11	0.39%	\$ 4,061.84	\$ 4,230.10
MGS-S Customer 4973	\$ 5,357.05	\$ 5,497.10	2.61%	\$ 9,483.00	\$ 9,623.05	1.48%	\$ 2,352.50	\$ 2,463.17
MGS-S Customer 4974	\$ 16,960.65	\$ 17,152.00	1.13%	\$ 59,415.43	\$ 59,606.78	0.32%	\$ 5,998.69	\$ 6,248.35
MGS-S Customer 4975	\$ 43,860.60	\$ 44,173.72	0.71%	\$ 162,694.81	\$ 163,007.93	0.19%	\$ 14,610.21	\$ 15,092.21
MGS-S Customer 4976	\$ 3,992.89	\$ 4,126.80	3.35%	\$ 6,895.99	\$ 7,029.90	1.94%	\$ 1,909.93	\$ 1,992.37
MGS-S Customer 4977	\$ 4,642.25	\$ 4,778.78	2.94%	\$ 9,281.35	\$ 9,417.88	1.47%	\$ 2,104.20	\$ 2,210.58
MGS-S Customer 4978	\$ 7,844.63	\$ 7,994.29	1.91%	\$ 37,885.12	\$ 38,034.78	0.40%	\$ 3,026.41	\$ 3,144.54
MGS-S Customer 4979	\$ 45,498.78	\$ 45,817.12	0.70%	\$ 193,310.26	\$ 193,628.60	0.16%	\$ 14,974.44	\$ 15,455.29
MGS-S Customer 4980	\$ 4,352.81	\$ 4,461.16	2.49%	\$ 13,366.04	\$ 13,474.39	0.81%	\$ 1,855.76	\$ 1,931.12
MGS-S Customer 4981	\$ 4,287.44	\$ 4,422.57	3.15%	\$ 9,910.24	\$ 10,045.37	1.36%	\$ 1,994.28	\$ 2,074.94
MGS-S Customer 4982	\$ 3,881.63	\$ 4,014.41	3.42%	\$ 12,850.30	\$ 12,983.08	1.03%	\$ 1,830.16	\$ 1,910.33
MGS-S Customer 4983	\$ 6,473.70	\$ 6,618.30	2.23%	\$ 21,396.53	\$ 21,541.13	0.68%	\$ 2,667.67	\$ 2,773.09
MGS-S Customer 4984	\$ 4,611.75	\$ 4,747.74	2.95%	\$ 16,630.12	\$ 16,766.11	0.82%	\$ 2,057.34	\$ 2,143.36
MGS-S Customer 4985	\$ 6,844.98	\$ 6,991.64	2.14%	\$ 16,534.54	\$ 16,681.20	0.89%	\$ 2,819.82	\$ 2,942.75
MGS-S Customer 4986	\$ 2,979.54	\$ 3,082.05	3.44%	\$ 7,540.95	\$ 7,643.46	1.36%	\$ 1,434.11	\$ 1,479.68
MGS-S Customer 4987	\$ 12,088.42	\$ 12,258.46	1.41%	\$ 44,274.21	\$ 44,444.25	0.38%	\$ 4,462.73	\$ 4,607.77
MGS-S Customer 4988	\$ 5,850.61	\$ 5,993.24	2.44%	\$ 12,086.09	\$ 12,228.72	1.18%	\$ 2,523.58	\$ 2,615.45
MGS-S Customer 4989	\$ 4,402.53	\$ 4,511.37	2.47%	\$ 11,510.19	\$ 11,619.03	0.95%	\$ 1,888.92	\$ 1,961.20
MGS-S Customer 4990	\$ 7,752.82	\$ 7,903.54	1.94%	\$ 24,238.78	\$ 24,389.50	0.62%	\$ 3,096.61	\$ 3,206.95
MGS-S Customer 4991	\$ 3,170.92	\$ 3,300.79	4.10%	\$ 8,172.35	\$ 8,302.22	1.59%	\$ 1,621.11	\$ 1,689.19
MGS-S Customer 4992	\$ 17,908.73	\$ 18,105.12	1.10%	\$ 46,483.79	\$ 46,680.18	0.42%	\$ 6,378.41	\$ 6,688.68
MGS-S Customer 4993	\$ 2,936.31	\$ 3,065.46	4.40%	\$ 4,554.28	\$ 4,683.43	2.84%	\$ 1,568.20	\$ 1,630.47
MGS-S Customer 4994	\$ 5,692.90	\$ 5,834.74	2.49%	\$ 12,164.79	\$ 12,306.63	1.17%	\$ 2,467.69	\$ 2,558.91
MGS-S Customer 4995	\$ 17,967.31	\$ 18,163.51	1.09%	\$ 53,498.74	\$ 53,694.94	0.37%	\$ 6,359.16	\$ 6,657.10
MGS-S Customer 4996	\$ 3,524.02	\$ 3,655.68	3.74%	\$ 9,139.74	\$ 9,271.40	1.44%	\$ 1,743.77	\$ 1,806.13
MGS-S Customer 4997	\$ 11,455.95	\$ 11,623.76	1.46%	\$ 35,798.68	\$ 35,966.49	0.47%	\$ 4,303.62	\$ 4,442.49

Customer	Delivery 1/24 Prices	Delivery 8/24 Prices	Delivery % Difference	Bundled 1/24 Prices	Bundled 8/24 Prices	Bundled % Difference	Distribution 8/24 Prices	Distribution 1/25 Prices
MGS-S Customer 4998	\$ 7,184.85	\$ 7,334.55	2.08%	\$ 7,184.85	\$ 7,334.55	2.08%	\$ 3,022.14	\$ 3,124.93
MGS-S Customer 4999	\$ 5,398.16	\$ 5,538.05	2.59%	\$ 15,435.08	\$ 15,574.97	0.91%	\$ 2,334.76	\$ 2,432.89
MGS-S Customer 5000	\$ 10,857.24	\$ 10,993.92	1.26%	\$ 48,299.16	\$ 48,435.84	0.28%	\$ 3,863.05	\$ 4,000.30
MGS-S Customer 5001	\$ 3,277.28	\$ 3,380.87	3.16%	\$ 9,127.58	\$ 9,231.17	1.13%	\$ 1,516.71	\$ 1,577.06
MGS-S Customer 5002	\$ 7,285.31	\$ 7,433.67	2.04%	\$ 25,535.50	\$ 25,683.86	0.58%	\$ 2,928.39	\$ 3,030.44
MGS-S Customer 5003	\$ 6,997.86	\$ 7,143.90	2.09%	\$ 31,569.12	\$ 31,715.16	0.46%	\$ 2,773.14	\$ 2,888.91
MGS-S Customer 5004	\$ 6,188.32	\$ 6,306.12	1.90%	\$ 10,124.36	\$ 10,242.16	1.16%	\$ 2,520.71	\$ 2,606.17
MGS-S Customer 5005	\$ 5,691.61	\$ 5,832.55	2.48%	\$ 20,715.00	\$ 20,855.94	0.68%	\$ 2,405.58	\$ 2,498.24
MGS-S Customer 5006	\$ 4,431.90	\$ 4,540.46	2.45%	\$ 16,553.56	\$ 16,662.12	0.66%	\$ 1,867.01	\$ 1,934.96
MGS-S Customer 5007	\$ 32,036.81	\$ 32,298.42	0.82%	\$ 93,272.99	\$ 93,534.60	0.28%	\$ 10,976.55	\$ 11,380.11
MGS-S Customer 5008	\$ 20,802.05	\$ 21,013.14	1.01%	\$ 65,346.60	\$ 65,557.69	0.32%	\$ 7,355.50	\$ 7,555.90
MGS-S Customer 5009	\$ 13,583.89	\$ 13,759.51	1.29%	\$ 49,060.47	\$ 49,236.09	0.36%	\$ 4,891.37	\$ 5,121.86
MGS-S Customer 5010	\$ 48,506.09	\$ 48,941.02	0.90%	\$ 127,416.58	\$ 127,851.51	0.34%	\$ 17,234.63	\$ 17,577.05
MGS-S Customer 5011	\$ 3,348.02	\$ 3,478.29	3.89%	\$ 12,283.21	\$ 12,413.48	1.06%	\$ 1,651.30	\$ 1,723.73
MGS-S Customer 5012	\$ 14,127.56	\$ 14,304.61	1.25%	\$ 70,955.22	\$ 71,132.27	0.25%	\$ 4,968.14	\$ 5,148.56
MGS-S Customer 5013	\$ 4,979.13	\$ 5,116.71	2.76%	\$ 18,119.57	\$ 18,257.15	0.76%	\$ 2,171.47	\$ 2,264.39
MGS-S Customer 5014	\$ 12,313.25	\$ 12,484.52	1.39%	\$ 33,392.61	\$ 33,563.88	0.51%	\$ 4,574.22	\$ 4,776.84
MGS-S Customer 5015	\$ 5,097.70	\$ 5,209.82	2.20%	\$ 12,976.64	\$ 13,088.76	0.86%	\$ 2,120.28	\$ 2,198.18
MGS-S Customer 5016	\$ 4,609.29	\$ 4,718.77	2.38%	\$ 14,791.44	\$ 14,900.92	0.74%	\$ 1,935.65	\$ 2,012.08
MGS-S Customer 5017	\$ 4,704.28	\$ 4,840.96	2.91%	\$ 14,919.45	\$ 15,056.13	0.92%	\$ 2,104.13	\$ 2,187.71
MGS-S Customer 5018	\$ 5,900.50	\$ 6,015.12	1.94%	\$ 19,855.98	\$ 19,970.60	0.58%	\$ 2,317.11	\$ 2,444.41
MGS-S Customer 5019	\$ 4,832.65	\$ 4,969.72	2.84%	\$ 15,786.88	\$ 15,923.95	0.87%	\$ 2,135.82	\$ 2,229.12
MGS-S Customer 5020	\$ 3,585.54	\$ 3,718.42	3.71%	\$ 4,375.22	\$ 4,508.10	3.04%	\$ 1,818.14	\$ 1,856.45
MGS-S Customer 5021	\$ 5,576.59	\$ 5,717.46	2.53%	\$ 17,121.79	\$ 17,262.66	0.82%	\$ 2,397.30	\$ 2,481.01
MGS-S Customer 5022	\$ 1,194.72	\$ 1,315.49	10.11%	\$ 2,794.98	\$ 2,915.75	4.32%	\$ 975.90	\$ 1,022.98
MGS-S Customer 5023	\$ 4,468.53	\$ 4,605.17	3.06%	\$ 8,051.50	\$ 8,188.14	1.70%	\$ 2,089.54	\$ 2,147.27
MGS-S Customer 5024	\$ 27,818.37	\$ 28,060.00	0.87%	\$ 82,692.35	\$ 82,933.98	0.29%	\$ 9,572.28	\$ 9,957.34
MGS-S Customer 5025	\$ 3,982.60	\$ 4,115.75	3.34%	\$ 14,625.35	\$ 14,758.50	0.91%	\$ 1,855.12	\$ 1,933.03
MGS-S Customer 5026	\$ 5,484.66	\$ 5,598.33	2.07%	\$ 13,015.66	\$ 13,129.33	0.87%	\$ 2,238.72	\$ 2,339.96
MGS-S Customer 5027	\$ 5,591.75	\$ 5,706.31	2.05%	\$ 11,316.25	\$ 11,430.81	1.01%	\$ 2,296.31	\$ 2,387.81
MGS-S Customer 5028	\$ 7,257.58	\$ 7,405.52	2.04%	\$ 28,661.45	\$ 28,809.39	0.52%	\$ 2,897.90	\$ 2,998.09
MGS-S Customer 5029	\$ 8,033.62	\$ 8,186.94	1.91%	\$ 8,758.74	\$ 8,912.06	1.75%	\$ 3,288.61	\$ 3,420.64
MGS-S Customer 5030	\$ 5,397.68	\$ 5,537.90	2.60%	\$ 12,499.62	\$ 12,639.84	1.12%	\$ 2,357.09	\$ 2,453.02
MGS-S Customer 5031	\$ 13,119.92	\$ 13,297.14	1.35%	\$ 34,455.23	\$ 34,632.45	0.51%	\$ 4,939.13	\$ 5,031.05
MGS-S Customer 5032	\$ 7,323.36	\$ 7,472.04	2.03%	\$ 22,972.91	\$ 23,121.59	0.65%	\$ 2,954.10	\$ 3,063.68
MGS-S Customer 5033	\$ 5,477.44	\$ 5,590.81	2.07%	\$ 18,263.09	\$ 18,376.46	0.62%	\$ 2,211.14	\$ 2,296.92
MGS-S Customer 5034	\$ 1,854.87	\$ 1,951.88	5.23%	\$ 5,061.68	\$ 5,158.69	1.92%	\$ 1,051.13	\$ 1,099.63
MGS-S Customer 5035	\$ 1,011.79	\$ 1,131.66	11.85%	\$ 2,232.13	\$ 2,352.00	5.37%	\$ 913.95	\$ 962.51
MGS-S Customer 5036	\$ 3,910.72	\$ 4,044.08	3.41%	\$ 10,556.64	\$ 10,690.00	1.26%	\$ 1,865.60	\$ 1,934.42
MGS-S Customer 5037	\$ 32,589.43	\$ 32,857.51	0.82%	\$ 66,182.95	\$ 66,451.03	0.41%	\$ 11,404.92	\$ 11,756.28

Internal Use

Customer	Delivery 1/24 Prices	Delivery 8/24 Prices	Delivery % Difference	Bundled 1/24 Prices	Bundled 8/24 Prices	Bundled % Difference	Distribution 8/24 Prices	Distribution 1/25 Prices
MGS-S Customer 5038	\$ 11,085.22	\$ 11,250.97	1.50%	\$ 36,739.70	\$ 36,905.45	0.45%	\$ 4,161.98	\$ 4,305.58
MGS-S Customer 5039	\$ 4,483.01	\$ 4,619.03	3.03%	\$ 9,830.55	\$ 9,966.57	1.38%	\$ 2,059.36	\$ 2,146.05
MGS-S Customer 5040	\$ 18,342.18	\$ 18,544.51	1.10%	\$ 23,963.95	\$ 24,166.28	0.84%	\$ 6,755.39	\$ 6,983.92
MGS-S Customer 5041	\$ 3,883.42	\$ 4,016.40	3.42%	\$ 12,642.99	\$ 12,775.97	1.05%	\$ 1,839.81	\$ 1,910.35
MGS-S Customer 5042	\$ 3,801.21	\$ 3,934.03	3.49%	\$ 10,293.67	\$ 10,426.49	1.29%	\$ 1,828.31	\$ 1,897.60
MGS-S Customer 5043	\$ 45,202.21	\$ 45,517.99	0.70%	\$ 190,408.48	\$ 190,724.26	0.17%	\$ 14,830.63	\$ 15,387.16
MGS-S Customer 5044	\$ 3,142.95	\$ 3,272.93	4.14%	\$ 7,802.17	\$ 7,932.15	1.67%	\$ 1,623.40	\$ 1,679.26
MGS-S Customer 5045	\$ 21,188.76	\$ 21,420.10	1.09%	\$ 87,200.02	\$ 87,431.36	0.27%	\$ 7,453.89	\$ 7,686.95
MGS-S Customer 5046	\$ 17,852.46	\$ 18,049.09	1.10%	\$ 54,298.00	\$ 54,494.63	0.36%	\$ 6,361.23	\$ 6,597.45
MGS-S Customer 5047	\$ 3,250.39	\$ 3,353.63	3.18%	\$ 9,821.35	\$ 9,924.59	1.05%	\$ 1,495.47	\$ 1,564.51
MGS-S Customer 5048	\$ 3,732.22	\$ 3,865.10	3.56%	\$ 7,891.42	\$ 8,024.30	1.68%	\$ 1,827.37	\$ 1,888.58
MGS-S Customer 5049	\$ 5,559.74	\$ 5,674.03	2.06%	\$ 11,090.10	\$ 11,204.39	1.03%	\$ 2,281.28	\$ 2,379.53
MGS-S Customer 5050	\$ 3,737.37	\$ 3,869.66	3.54%	\$ 11,394.75	\$ 11,527.04	1.16%	\$ 1,793.43	\$ 1,868.44
MGS-S Customer 5051	\$ 4,204.09	\$ 4,311.79	2.56%	\$ 10,127.52	\$ 10,235.22	1.06%	\$ 1,816.19	\$ 1,904.10
MGS-S Customer 5052	\$ 3,924.80	\$ 4,031.40	2.72%	\$ 10,270.20	\$ 10,376.80	1.04%	\$ 1,730.40	\$ 1,800.31
MGS-S Customer 5053	\$ 4,816.85	\$ 4,954.42	2.86%	\$ 11,924.39	\$ 12,061.96	1.15%	\$ 2,165.83	\$ 2,248.59
MGS-S Customer 5054	\$ 11,645.44	\$ 11,813.81	1.45%	\$ 30,297.84	\$ 30,466.21	0.56%	\$ 4,367.50	\$ 4,560.13
MGS-S Customer 5055	\$ 9,176.55	\$ 9,333.84	1.71%	\$ 18,312.39	\$ 18,469.68	0.86%	\$ 3,587.83	\$ 3,768.12
MGS-S Customer 5056	\$ 3,898.14	\$ 4,031.29	3.42%	\$ 9,524.37	\$ 9,657.52	1.40%	\$ 1,857.55	\$ 1,940.27
MGS-S Customer 5057	\$ 4,088.08	\$ 4,195.70	2.63%	\$ 6,911.08	\$ 7,018.70	1.56%	\$ 1,805.57	\$ 1,883.68
MGS-S Customer 5058	\$ 3,839.80	\$ 3,972.48	3.46%	\$ 12,054.79	\$ 12,187.47	1.10%	\$ 1,822.55	\$ 1,900.72
MGS-S Customer 5059	\$ 6,016.33	\$ 6,159.29	2.38%	\$ 16,279.38	\$ 16,422.34	0.88%	\$ 2,548.55	\$ 2,645.55
MGS-S Customer 5060	\$ 5,316.37	\$ 5,456.10	2.63%	\$ 14,100.96	\$ 14,240.69	0.99%	\$ 2,320.38	\$ 2,411.96
MGS-S Customer 5061	\$ 4,290.86	\$ 4,425.91	3.15%	\$ 9,510.42	\$ 9,645.47	1.42%	\$ 1,992.46	\$ 2,080.60
MGS-S Customer 5062	\$ 21,025.69	\$ 21,237.81	1.01%	\$ 53,708.18	\$ 53,920.30	0.39%	\$ 7,460.32	\$ 7,733.10
MGS-S Customer 5063	\$ 3,075.16	\$ 3,204.77	4.21%	\$ 5,977.46	\$ 6,107.07	2.17%	\$ 1,603.35	\$ 1,670.65
MGS-S Customer 5064	\$ 1,579.07	\$ 1,701.43	7.75%	\$ 4,019.74	\$ 4,142.10	3.04%	\$ 1,092.97	\$ 1,153.25
MGS-S Customer 5065	\$ 4,824.25	\$ 4,935.19	2.30%	\$ 9,047.44	\$ 9,158.38	1.23%	\$ 2,042.49	\$ 2,131.59
MGS-S Customer 5066	\$ 8,864.32	\$ 8,993.80	1.46%	\$ 24,970.93	\$ 25,100.41	0.52%	\$ 3,346.30	\$ 3,453.24
MGS-S Customer 5067	\$ 4,275.86	\$ 4,411.03	3.16%	\$ 10,230.03	\$ 10,365.20	1.32%	\$ 1,994.21	\$ 2,066.84
MGS-S Customer 5068	\$ 13,379.92	\$ 13,557.25	1.33%	\$ 27,630.88	\$ 27,808.21	0.64%	\$ 4,996.04	\$ 5,194.40
MGS-S Customer 5069	\$ 5,368.41	\$ 5,508.40	2.61%	\$ 15,272.56	\$ 15,412.55	0.92%	\$ 2,336.04	\$ 2,420.57
MGS-S Customer 5070	\$ 32,067.81	\$ 32,332.94	0.83%	\$ 116,458.38	\$ 116,723.51	0.23%	\$ 11,075.97	\$ 11,157.41
MGS-S Customer 5071	\$ 6,985.00	\$ 7,131.74	2.10%	\$ 26,963.55	\$ 27,110.29	0.54%	\$ 2,813.78	\$ 2,913.50
MGS-S Customer 5072	\$ 7,246.15	\$ 7,367.80	1.68%	\$ 13,215.28	\$ 13,336.93	0.92%	\$ 2,819.91	\$ 2,973.58
MGS-S Customer 5073	\$ 3,008.86	\$ 3,111.60	3.41%	\$ 6,873.26	\$ 6,976.00	1.49%	\$ 1,449.86	\$ 1,494.60
MGS-S Customer 5074	\$ 6,214.11	\$ 6,331.51	1.89%	\$ 14,001.52	\$ 14,118.92	0.84%	\$ 2,496.27	\$ 2,589.55
MGS-S Customer 5075	\$ 6,699.07	\$ 6,818.04	1.78%	\$ 26,525.99	\$ 26,644.96	0.45%	\$ 2,595.98	\$ 2,668.02
MGS-S Customer 5076	\$ 5,017.25	\$ 5,128.97	2.23%	\$ 12,567.79	\$ 12,679.51	0.89%	\$ 2,093.00	\$ 2,173.06
MGS-S Customer 5077	\$ 7,065.33	\$ 7,213.14	2.09%	\$ 22,888.56	\$ 23,036.37	0.65%	\$ 2,882.41	\$ 2,967.66

Internal Use

Customer	Delivery 1/24 Prices	Delivery 8/24 Prices	Delivery % Difference	Bundled 1/24 Prices	Bundled 8/24 Prices	Bundled % Difference	Distribution 8/24 Prices	Distribution 1/25 Prices
MGS-S Customer 5078	\$ 1,529.27	\$ 1,651.72	8.01%	\$ 2,666.88	\$ 2,789.33	4.59%	\$ 1,094.36	\$ 1,142.59
MGS-S Customer 5079	\$ 5,596.51	\$ 5,737.70	2.52%	\$ 14,600.72	\$ 14,741.91	0.97%	\$ 2,420.55	\$ 2,506.37
MGS-S Customer 5080	\$ 17,157.56	\$ 17,348.84	1.11%	\$ 54,247.55	\$ 54,438.83	0.35%	\$ 6,034.28	\$ 6,374.13
MGS-S Customer 5081	\$ 9,228.08	\$ 9,385.86	1.71%	\$ 27,029.56	\$ 27,187.34	0.58%	\$ 3,593.48	\$ 3,711.14
MGS-S Customer 5082	\$ 7,534.16	\$ 7,656.81	1.63%	\$ 20,016.32	\$ 20,138.97	0.61%	\$ 2,884.18	\$ 3,024.54
MGS-S Customer 5083	\$ 7,839.66	\$ 7,965.55	1.61%	\$ 14,138.90	\$ 14,264.79	0.89%	\$ 3,082.57	\$ 3,160.93
MGS-S Customer 5084	\$ 5,015.91	\$ 5,154.09	2.75%	\$ 15,078.31	\$ 15,216.49	0.92%	\$ 2,210.56	\$ 2,297.69
MGS-S Customer 5085	\$ 4,210.09	\$ 4,344.48	3.19%	\$ 12,962.69	\$ 13,097.08	1.04%	\$ 1,943.59	\$ 2,026.41
MGS-S Customer 5086	\$ 4,678.27	\$ 4,788.59	2.36%	\$ 7,089.23	\$ 7,199.55	1.56%	\$ 2,001.36	\$ 2,094.67
MGS-S Customer 5087	\$ 6,755.18	\$ 6,874.69	1.77%	\$ 17,953.93	\$ 18,073.44	0.67%	\$ 2,649.53	\$ 2,756.00
MGS-S Customer 5088	\$ 8,211.03	\$ 8,363.99	1.86%	\$ 24,326.78	\$ 24,479.74	0.63%	\$ 3,255.20	\$ 3,369.40
MGS-S Customer 5089	\$ 19,732.17	\$ 19,937.31	1.04%	\$ 51,470.05	\$ 51,675.19	0.40%	\$ 6,989.18	\$ 7,298.91
MGS-S Customer 5090	\$ 17,758.96	\$ 17,954.41	1.10%	\$ 55,289.09	\$ 55,484.54	0.35%	\$ 6,294.27	\$ 6,564.72
MGS-S Customer 5091	\$ 19,102.41	\$ 19,305.50	1.06%	\$ 54,615.56	\$ 54,818.65	0.37%	\$ 6,808.54	\$ 7,035.87
MGS-S Customer 5092	\$ 25,135.50	\$ 25,364.93	0.91%	\$ 73,023.40	\$ 73,252.83	0.31%	\$ 8,709.35	\$ 9,070.71
MGS-S Customer 5093	\$ 7,209.59	\$ 7,357.54	2.05%	\$ 23,553.86	\$ 23,701.81	0.63%	\$ 2,905.55	\$ 3,020.43
MGS-S Customer 5094	\$ 6,460.95	\$ 6,605.72	2.24%	\$ 21,159.83	\$ 21,304.60	0.68%	\$ 2,673.67	\$ 2,767.82
MGS-S Customer 5095	\$ 31,985.65	\$ 32,367.80	1.19%	\$ 106,576.97	\$ 106,959.12	0.36%	\$ 11,769.50	\$ 12,047.52
MGS-S Customer 5096	\$ 7,622.03	\$ 7,771.67	1.96%	\$ 28,564.27	\$ 28,713.91	0.52%	\$ 3,020.92	\$ 3,129.68
MGS-S Customer 5097	\$ 4,688.11	\$ 4,798.40	2.35%	\$ 11,765.03	\$ 11,875.32	0.94%	\$ 1,989.32	\$ 2,060.22
MGS-S Customer 5098	\$ 7,396.79	\$ 7,519.51	1.66%	\$ 17,544.89	\$ 17,667.61	0.70%	\$ 2,875.87	\$ 2,987.11
MGS-S Customer 5099	\$ 8,272.75	\$ 8,426.48	1.86%	\$ 17,418.53	\$ 17,572.26	0.88%	\$ 3,315.16	\$ 3,443.13
MGS-S Customer 5100	\$ 9,388.78	\$ 9,519.73	1.39%	\$ 33,134.71	\$ 33,265.66	0.40%	\$ 3,457.65	\$ 3,585.71
MGS-S Customer 5101	\$ 4,381.32	\$ 4,490.42	2.49%	\$ 7,130.85	\$ 7,239.95	1.53%	\$ 1,908.67	\$ 1,985.72
MGS-S Customer 5102	\$ 4,042.55	\$ 4,149.84	2.65%	\$ 9,612.79	\$ 9,720.08	1.12%	\$ 1,778.34	\$ 1,846.22
MGS-S Customer 5103	\$ 4,476.40	\$ 4,585.50	2.44%	\$ 12,839.01	\$ 12,948.11	0.85%	\$ 1,906.24	\$ 1,977.80
MGS-S Customer 5104	\$ 8,354.79	\$ 8,531.83	2.12%	\$ 20,169.65	\$ 20,346.69	0.88%	\$ 3,514.90	\$ 3,591.40
MGS-S Customer 5105	\$ 5,379.62	\$ 5,492.70	2.10%	\$ 17,718.84	\$ 17,831.92	0.64%	\$ 2,186.82	\$ 2,264.36
MGS-S Customer 5106	\$ 10,428.48	\$ 10,564.17	1.30%	\$ 36,205.33	\$ 36,341.02	0.37%	\$ 3,794.67	\$ 3,934.70
MGS-S Customer 5107	\$ 15,181.52	\$ 15,365.10	1.21%	\$ 54,250.55	\$ 54,434.13	0.34%	\$ 5,437.34	\$ 5,646.13
MGS-S Customer 5108	\$ 63,680.85	\$ 64,080.28	0.63%	\$ 275,045.78	\$ 275,445.21	0.15%	\$ 20,710.80	\$ 21,348.51
MGS-S Customer 5109	\$ 3,832.71	\$ 3,965.25	3.46%	\$ 12,605.42	\$ 12,737.96	1.05%	\$ 1,813.94	\$ 1,894.92
MGS-S Customer 5110	\$ 5,316.60	\$ 5,456.69	2.63%	\$ 13,080.93	\$ 13,221.02	1.07%	\$ 2,339.31	\$ 2,416.06
MGS-S Customer 5111	\$ 2,937.04	\$ 3,038.69	3.46%	\$ 7,489.19	\$ 7,590.84	1.36%	\$ 1,390.63	\$ 1,472.92
MGS-S Customer 5112	\$ 3,326.65	\$ 3,430.53	3.12%	\$ 10,095.63	\$ 10,199.51	1.03%	\$ 1,532.89	\$ 1,586.16
MGS-S Customer 5113	\$ 4,421.39	\$ 4,529.64	2.45%	\$ 17,815.38	\$ 17,923.63	0.61%	\$ 1,848.57	\$ 1,923.91
MGS-S Customer 5114	\$ 9,618.50	\$ 9,749.86	1.37%	\$ 38,761.68	\$ 38,893.04	0.34%	\$ 3,491.47	\$ 3,629.34
MGS-S Customer 5115	\$ 4,043.92	\$ 4,150.74	2.64%	\$ 12,498.29	\$ 12,605.11	0.85%	\$ 1,750.17	\$ 1,828.54
MGS-S Customer 5116	\$ 23,411.35	\$ 23,634.24	0.95%	\$ 69,642.43	\$ 69,865.32	0.32%	\$ 8,205.20	\$ 8,461.46
MGS-S Customer 5117	\$ 837.27	\$ 955.83	14.16%	\$ 7,515.07	\$ 7,633.63	1.58%	\$ 819.60	\$ 861.98

Customer	Delivery 1/24 Prices	Delivery 8/24 Prices	Delivery % Difference	Bundled 1/24 Prices	Bundled 8/24 Prices	Bundled % Difference	Distribution 8/24 Prices	Distribution 1/25 Prices
MGS-S Customer 5118	\$ 7,142.25	\$ 7,289.49	2.06%	\$ 26,676.31	\$ 26,823.55	0.55%	\$ 2,857.31	\$ 2,975.11
MGS-S Customer 5119	\$ 3,291.82	\$ 3,422.22	3.96%	\$ 7,349.09	\$ 7,479.49	1.77%	\$ 1,662.61	\$ 1,739.79
MGS-S Customer 5120	\$ 8,532.22	\$ 8,686.56	1.81%	\$ 25,348.75	\$ 25,503.09	0.61%	\$ 3,355.21	\$ 3,477.68
MGS-S Customer 5121	\$ 24,232.80	\$ 24,429.35	0.81%	\$ 103,485.05	\$ 103,681.60	0.19%	\$ 8,104.80	\$ 8,374.24
MGS-S Customer 5122	\$ 23,014.14	\$ 23,236.05	0.96%	\$ 86,764.12	\$ 86,986.03	0.26%	\$ 7,973.68	\$ 8,212.25
MGS-S Customer 5123	\$ 16,458.53	\$ 16,650.00	1.16%	\$ 39,238.13	\$ 39,429.60	0.49%	\$ 5,990.76	\$ 6,205.95
MGS-S Customer 5124	\$ 15,948.84	\$ 16,159.15	1.32%	\$ 52,691.46	\$ 52,901.77	0.40%	\$ 5,854.90	\$ 6,090.38
MGS-S Customer 5125	\$ 13,269.20	\$ 13,417.79	1.12%	\$ 38,800.27	\$ 38,948.86	0.38%	\$ 4,727.40	\$ 4,937.26
MGS-S Customer 5126	\$ 4,245.13	\$ 4,353.12	2.54%	\$ 12,580.44	\$ 12,688.43	0.86%	\$ 1,827.68	\$ 1,897.33
MGS-S Customer 5127	\$ 22,183.70	\$ 22,420.00	1.07%	\$ 101,263.30	\$ 101,499.60	0.23%	\$ 7,705.99	\$ 7,953.70
MGS-S Customer 5128	\$ 14,288.11	\$ 14,469.86	1.27%	\$ 46,798.41	\$ 46,980.16	0.39%	\$ 5,259.71	\$ 5,358.87
MGS-S Customer 5129	\$ 5,280.59	\$ 5,420.94	2.66%	\$ 12,707.27	\$ 12,847.62	1.10%	\$ 2,347.01	\$ 2,401.05
MGS-S Customer 5130	\$ 4,519.15	\$ 4,655.33	3.01%	\$ 10,155.66	\$ 10,291.84	1.34%	\$ 2,070.30	\$ 2,156.43
MGS-S Customer 5131	\$ 9,450.20	\$ 9,608.61	1.68%	\$ 29,130.97	\$ 29,289.38	0.54%	\$ 3,644.70	\$ 3,778.36
MGS-S Customer 5132	\$ 5,924.90	\$ 6,042.20	1.98%	\$ 15,573.32	\$ 15,690.62	0.75%	\$ 2,450.08	\$ 2,457.47
MGS-S Customer 5133	\$ 57,663.25	\$ 58,040.59	0.65%	\$ 228,875.93	\$ 229,253.27	0.16%	\$ 18,959.26	\$ 19,555.90
MGS-S Customer 5134	\$ 10,169.17	\$ 10,304.67	1.33%	\$ 29,063.81	\$ 29,199.31	0.47%	\$ 3,771.36	\$ 3,888.49
MGS-S Customer 5135	\$ 10,385.72	\$ 10,547.67	1.56%	\$ 41,547.71	\$ 41,709.66	0.39%	\$ 3,890.58	\$ 4,021.02
MGS-S Customer 5136	\$ 4,406.32	\$ 4,541.83	3.08%	\$ 11,620.59	\$ 11,756.10	1.17%	\$ 2,021.84	\$ 2,105.60
MGS-S Customer 5137	\$ 4,508.74	\$ 4,644.14	3.00%	\$ 17,735.10	\$ 17,870.50	0.76%	\$ 2,014.90	\$ 2,098.55
MGS-S Customer 5138	\$ 8,640.31	\$ 8,795.58	1.80%	\$ 24,545.81	\$ 24,701.08	0.63%	\$ 3,412.57	\$ 3,517.95
MGS-S Customer 5139	\$ 4,714.94	\$ 4,851.67	2.90%	\$ 13,543.98	\$ 13,680.71	1.01%	\$ 2,111.39	\$ 2,202.94
MGS-S Customer 5140	\$ 4,082.77	\$ 4,216.34	3.27%	\$ 15,994.41	\$ 16,127.98	0.84%	\$ 1,883.16	\$ 1,958.18
MGS-S Customer 5141	\$ 10,445.92	\$ 10,608.78	1.56%	\$ 33,787.70	\$ 33,950.56	0.48%	\$ 3,958.79	\$ 4,099.49
MGS-S Customer 5142	\$ 5,024.49	\$ 5,163.28	2.76%	\$ 11,779.76	\$ 11,918.55	1.18%	\$ 2,246.94	\$ 2,321.33
MGS-S Customer 5143	\$ 28,333.14	\$ 28,577.80	0.86%	\$ 77,681.33	\$ 77,925.99	0.31%	\$ 9,786.28	\$ 10,176.11
MGS-S Customer 5144	\$ 8,701.58	\$ 8,829.73	1.47%	\$ 17,029.12	\$ 17,157.27	0.75%	\$ 3,286.54	\$ 3,467.91
MGS-S Customer 5145	\$ 12,530.15	\$ 12,675.45	1.16%	\$ 35,003.53	\$ 35,148.83	0.42%	\$ 4,495.70	\$ 4,701.59
MGS-S Customer 5146	\$ 8,338.31	\$ 8,491.60	1.84%	\$ 27,294.65	\$ 27,447.94	0.56%	\$ 3,278.41	\$ 3,393.70
MGS-S Customer 5147	\$ 29,529.33	\$ 29,957.04	1.45%	\$ 59,365.86	\$ 59,793.57	0.72%	\$ 11,658.74	\$ 11,836.42
MGS-S Customer 5148	\$ 5,701.06	\$ 5,843.14	2.49%	\$ 12,924.12	\$ 13,066.20	1.10%	\$ 2,477.65	\$ 2,552.99
MGS-S Customer 5149	\$ 11,159.68	\$ 11,361.40	1.81%	\$ 19,404.95	\$ 19,606.67	1.04%	\$ 4,555.46	\$ 4,673.76
MGS-S Customer 5150	\$ 4,783.25	\$ 4,920.26	2.86%	\$ 13,174.77	\$ 13,311.78	1.04%	\$ 2,133.70	\$ 2,230.98
MGS-S Customer 5151	\$ 5,745.42	\$ 5,886.50	2.46%	\$ 20,782.52	\$ 20,923.60	0.68%	\$ 2,418.88	\$ 2,518.26
MGS-S Customer 5152	\$ 6,041.20	\$ 6,183.62	2.36%	\$ 21,773.02	\$ 21,915.44	0.65%	\$ 2,513.96	\$ 2,616.71
MGS-S Customer 5153	\$ 4,479.20	\$ 4,588.01	2.43%	\$ 15,029.39	\$ 15,138.20	0.72%	\$ 1,888.01	\$ 1,964.30
MGS-S Customer 5154	\$ 5,910.31	\$ 6,025.65	1.95%	\$ 21,465.37	\$ 21,580.71	0.54%	\$ 2,346.30	\$ 2,426.27
MGS-S Customer 5155	\$ 3,594.70	\$ 3,726.35	3.66%	\$ 9,463.28	\$ 9,594.93	1.39%	\$ 1,751.81	\$ 1,832.91
MGS-S Customer 5156	\$ 7,436.43	\$ 7,585.28	2.00%	\$ 24,132.64	\$ 24,281.49	0.62%	\$ 2,973.06	\$ 3,099.05
MGS-S Customer 5157	\$ 4,907.76	\$ 5,045.51	2.81%	\$ 15,038.72	\$ 15,176.47	0.92%	\$ 2,177.42	\$ 2,258.34

Customer	Delivery 1/24 Prices	Delivery 8/24 Prices	Delivery % Difference	Bundled 1/24 Prices	Bundled 8/24 Prices	Bundled % Difference	Distribution 8/24 Prices	Distribution 1/25 Prices
MGS-S Customer 5158	\$ 4,202.51	\$ 4,336.64	3.19%	\$ 14,900.90	\$ 15,035.03	0.90%	\$ 1,926.14	\$ 2,010.29
MGS-S Customer 5159	\$ 7,771.04	\$ 7,921.30	1.93%	\$ 28,315.76	\$ 28,466.02	0.53%	\$ 3,068.66	\$ 3,186.06
MGS-S Customer 5160	\$ 9,594.81	\$ 9,754.44	1.66%	\$ 27,237.12	\$ 27,396.75	0.59%	\$ 3,722.53	\$ 3,839.33
MGS-S Customer 5161	\$ 7,533.55	\$ 7,682.83	1.98%	\$ 26,310.84	\$ 26,460.12	0.57%	\$ 2,999.32	\$ 3,116.01
MGS-S Customer 5162	\$ 2,572.48	\$ 2,672.74	3.90%	\$ 7,754.91	\$ 7,855.17	1.29%	\$ 1,281.06	\$ 1,336.07
MGS-S Customer 5163	\$ 4,152.38	\$ 4,287.26	3.25%	\$ 5,674.37	\$ 5,809.25	2.38%	\$ 1,977.03	\$ 2,056.94
MGS-S Customer 5164	\$ 3,548.18	\$ 3,679.61	3.70%	\$ 10,029.22	\$ 10,160.65	1.31%	\$ 1,734.60	\$ 1,811.53
MGS-S Customer 5165	\$ 3,426.74	\$ 3,530.95	3.04%	\$ 9,785.97	\$ 9,890.18	1.06%	\$ 1,561.44	\$ 1,626.30
MGS-S Customer 5166	\$ 7,627.28	\$ 7,778.16	1.98%	\$ 13,635.61	\$ 13,786.49	1.11%	\$ 3,115.46	\$ 3,240.79
MGS-S Customer 5167	\$ 4,511.77	\$ 4,647.57	3.01%	\$ 13,761.41	\$ 13,897.21	0.99%	\$ 2,043.21	\$ 2,128.00
MGS-S Customer 5168	\$ 25,364.18	\$ 25,594.15	0.91%	\$ 97,793.63	\$ 98,023.60	0.24%	\$ 8,698.71	\$ 8,953.27
MGS-S Customer 5169	\$ 4,068.72	\$ 4,202.44	3.29%	\$ 12,318.56	\$ 12,452.28	1.09%	\$ 1,897.09	\$ 1,981.19
MGS-S Customer 5170	\$ 30,398.39	\$ 30,662.57	0.87%	\$ 120,982.05	\$ 121,246.23	0.22%	\$ 10,340.56	\$ 10,671.51
MGS-S Customer 5171	\$ 2,960.87	\$ 3,063.04	3.45%	\$ 8,153.24	\$ 8,255.41	1.25%	\$ 1,415.10	\$ 1,470.95
MGS-S Customer 5172	\$ 6,721.49	\$ 6,866.86	2.16%	\$ 25,863.97	\$ 26,009.34	0.56%	\$ 2,722.11	\$ 2,829.67
MGS-S Customer 5173	\$ 28,547.19	\$ 28,861.06	1.10%	\$ 68,698.16	\$ 69,012.03	0.46%	\$ 10,417.85	\$ 10,747.47
MGS-S Customer 5174	\$ 7,052.91	\$ 7,200.09	2.09%	\$ 25,085.09	\$ 25,232.27	0.59%	\$ 2,847.05	\$ 2,951.96
MGS-S Customer 5175	\$ 4,110.61	\$ 4,245.08	3.27%	\$ 9,333.60	\$ 9,468.07	1.44%	\$ 1,944.01	\$ 2,014.13
MGS-S Customer 5176	\$ 11,833.02	\$ 12,032.76	1.69%	\$ 25,498.95	\$ 25,698.69	0.78%	\$ 4,704.65	\$ 4,844.06
MGS-S Customer 5177	\$ 8,661.59	\$ 8,816.28	1.79%	\$ 28,762.85	\$ 28,917.54	0.54%	\$ 3,378.99	\$ 3,498.73
MGS-S Customer 5178	\$ 5,617.26	\$ 5,758.32	2.51%	\$ 15,729.02	\$ 15,870.08	0.90%	\$ 2,414.14	\$ 2,507.32
MGS-S Customer 5179	\$ 30,736.20	\$ 30,993.33	0.84%	\$ 114,560.03	\$ 114,817.16	0.22%	\$ 10,456.56	\$ 10,766.17
MGS-S Customer 5180	\$ 7,775.02	\$ 7,926.59	1.95%	\$ 13,550.71	\$ 13,702.28	1.12%	\$ 3,165.22	\$ 3,294.58
MGS-S Customer 5181	\$ 3,348.38	\$ 3,451.90	3.09%	\$ 12,164.51	\$ 12,268.03	0.85%	\$ 1,514.56	\$ 1,582.34
MGS-S Customer 5182	\$ 68,383.45	\$ 69,388.32	1.47%	\$ 155,498.07	\$ 156,502.94	0.65%	\$ 27,315.51	\$ 27,558.90
MGS-S Customer 5183	\$ 3,705.46	\$ 3,837.75	3.57%	\$ 9,885.75	\$ 10,018.04	1.34%	\$ 1,793.40	\$ 1,867.66
MGS-S Customer 5184	\$ 13,616.70	\$ 13,793.95	1.30%	\$ 45,084.91	\$ 45,262.16	0.39%	\$ 4,977.91	\$ 5,148.74
MGS-S Customer 5185	\$ 17,542.10	\$ 17,737.77	1.12%	\$ 62,927.63	\$ 63,123.30	0.31%	\$ 6,255.84	\$ 6,408.40
MGS-S Customer 5186	\$ 7,015.73	\$ 7,136.92	1.73%	\$ 14,657.68	\$ 14,778.87	0.83%	\$ 2,766.26	\$ 2,871.28
MGS-S Customer 5187	\$ 4,497.02	\$ 4,606.20	2.43%	\$ 13,958.51	\$ 14,067.69	0.78%	\$ 1,909.57	\$ 1,976.08
MGS-S Customer 5188	\$ 1,658.61	\$ 1,754.78	5.80%	\$ 4,496.46	\$ 4,592.63	2.14%	\$ 989.69	\$ 1,033.03
MGS-S Customer 5189	\$ 4,019.37	\$ 4,126.43	2.66%	\$ 9,317.43	\$ 9,424.49	1.15%	\$ 1,765.95	\$ 1,841.83
MGS-S Customer 5190	\$ 3,914.55	\$ 4,047.73	3.40%	\$ 11,698.19	\$ 11,831.37	1.14%	\$ 1,854.90	\$ 1,928.79
MGS-S Customer 5191	\$ 5,436.59	\$ 5,576.94	2.58%	\$ 13,727.56	\$ 13,867.91	1.02%	\$ 2,364.77	\$ 2,457.39
MGS-S Customer 5192	\$ 9,167.96	\$ 9,326.03	1.72%	\$ 19,646.17	\$ 19,804.24	0.80%	\$ 3,617.63	\$ 3,743.99
MGS-S Customer 5193	\$ 3,240.75	\$ 3,370.74	4.01%	\$ 9,531.65	\$ 9,661.64	1.36%	\$ 1,632.31	\$ 1,705.36
MGS-S Customer 5194	\$ 18,719.15	\$ 18,918.90	1.07%	\$ 73,264.05	\$ 73,463.80	0.27%	\$ 6,562.69	\$ 6,762.12
MGS-S Customer 5195	\$ 10,272.03	\$ 10,434.11	1.58%	\$ 37,009.73	\$ 37,171.81	0.44%	\$ 3,893.23	\$ 4,009.92
MGS-S Customer 5196	\$ 5,014.34	\$ 5,152.74	2.76%	\$ 12,891.11	\$ 13,029.51	1.07%	\$ 2,225.78	\$ 2,312.54
MGS-S Customer 5197	\$ 9,801.50	\$ 9,960.71	1.62%	\$ 39,053.68	\$ 39,212.89	0.41%	\$ 3,699.99	\$ 3,832.20

Internal Use

Customer	Delivery 1/24 Prices	Delivery 8/24 Prices	Delivery % Difference	Bundled 1/24 Prices	Bundled 8/24 Prices	Bundled % Difference	Distribution 8/24 Prices	Distribution 1/25 Prices
MGS-S Customer 5198	\$ 43,931.15	\$ 44,243.23	0.71%	\$ 171,312.29	\$ 171,624.37	0.18%	\$ 14,551.52	\$ 15,062.43
MGS-S Customer 5199	\$ 27,429.95	\$ 27,668.02	0.87%	\$ 78,967.43	\$ 79,205.50	0.30%	\$ 9,374.45	\$ 9,870.04
MGS-S Customer 5200	\$ 5,784.21	\$ 5,899.48	1.99%	\$ 13,534.83	\$ 13,650.10	0.85%	\$ 2,347.31	\$ 2,440.64
MGS-S Customer 5201	\$ 9,016.02	\$ 9,172.18	1.73%	\$ 30,200.50	\$ 30,356.66	0.52%	\$ 3,486.19	\$ 3,616.29
MGS-S Customer 5202	\$ 52,566.47	\$ 52,917.05	0.67%	\$ 201,680.56	\$ 202,031.14	0.17%	\$ 17,297.23	\$ 17,931.77
MGS-S Customer 5203	\$ 5,418.69	\$ 5,558.69	2.58%	\$ 16,422.51	\$ 16,562.51	0.85%	\$ 2,339.89	\$ 2,431.83
MGS-S Customer 5204	\$ 3,403.49	\$ 3,507.25	3.05%	\$ 12,886.12	\$ 12,989.88	0.81%	\$ 1,530.35	\$ 1,596.37
MGS-S Customer 5205	\$ 11,494.06	\$ 11,661.93	1.46%	\$ 36,188.72	\$ 36,356.59	0.46%	\$ 4,310.30	\$ 4,454.34
MGS-S Customer 5206	\$ 9,133.12	\$ 9,288.95	1.71%	\$ 38,064.34	\$ 38,220.17	0.41%	\$ 3,465.93	\$ 3,603.75
MGS-S Customer 5207	\$ 9,454.18	\$ 9,613.30	1.68%	\$ 21,854.07	\$ 22,013.19	0.73%	\$ 3,695.75	\$ 3,831.80
MGS-S Customer 5208	\$ 8,526.71	\$ 8,653.55	1.49%	\$ 31,213.88	\$ 31,340.72	0.41%	\$ 3,169.07	\$ 3,293.22
MGS-S Customer 5209	\$ 15,747.06	\$ 15,934.05	1.19%	\$ 55,163.45	\$ 55,350.44	0.34%	\$ 5,658.89	\$ 5,832.27
MGS-S Customer 5210	\$ 8,867.20	\$ 9,023.54	1.76%	\$ 19,713.11	\$ 19,869.45	0.79%	\$ 3,501.90	\$ 3,639.44
MGS-S Customer 5211	\$ 5,212.64	\$ 5,352.16	2.68%	\$ 13,403.40	\$ 13,542.92	1.04%	\$ 2,299.42	\$ 2,377.19
MGS-S Customer 5212	\$ 8,295.30	\$ 8,448.05	1.84%	\$ 27,029.97	\$ 27,182.72	0.57%	\$ 3,249.99	\$ 3,384.49
MGS-S Customer 5213	\$ 4,046.34	\$ 4,154.21	2.67%	\$ 10,093.17	\$ 10,201.04	1.07%	\$ 1,802.75	\$ 1,836.87
MGS-S Customer 5214	\$ 6,017.36	\$ 6,160.51	2.38%	\$ 18,129.31	\$ 18,272.46	0.79%	\$ 2,552.32	\$ 2,628.28
MGS-S Customer 5215	\$ 4,423.37	\$ 4,558.97	3.07%	\$ 12,562.60	\$ 12,698.20	1.08%	\$ 2,025.89	\$ 2,103.68
MGS-S Customer 5216	\$ 46,207.01	\$ 46,526.20	0.69%	\$ 188,773.79	\$ 189,092.98	0.17%	\$ 15,115.65	\$ 15,777.19
MGS-S Customer 5217	\$ 1,523.70	\$ 1,645.87	8.02%	\$ 3,255.94	\$ 3,378.11	3.75%	\$ 1,079.46	\$ 1,138.86
MGS-S Customer 5218	\$ 37,430.93	\$ 37,715.50	0.76%	\$ 126,940.52	\$ 127,225.09	0.22%	\$ 12,605.31	\$ 13,063.55
MGS-S Customer 5219	\$ 4,435.76	\$ 4,571.48	3.06%	\$ 10,980.67	\$ 11,116.39	1.24%	\$ 2,036.92	\$ 2,120.51
MGS-S Customer 5220	\$ 16,340.31	\$ 16,530.11	1.16%	\$ 57,159.86	\$ 57,349.66	0.33%	\$ 5,855.12	\$ 6,028.11
MGS-S Customer 5221	\$ 3,070.02	\$ 3,199.46	4.22%	\$ 7,644.45	\$ 7,773.89	1.69%	\$ 1,590.81	\$ 1,656.73
MGS-S Customer 5222	\$ 3,551.14	\$ 3,655.76	2.95%	\$ 11,988.25	\$ 12,092.87	0.87%	\$ 1,589.99	\$ 1,654.73
MGS-S Customer 5223	\$ 946.55	\$ 1,066.22	12.64%	\$ 1,124.80	\$ 1,244.47	10.64%	\$ 899.43	\$ 947.05
MGS-S Customer 5224	\$ 18,955.56	\$ 19,158.66	1.07%	\$ 42,210.50	\$ 42,413.60	0.48%	\$ 6,821.95	\$ 7,077.85
MGS-S Customer 5225	\$ 6,916.96	\$ 7,063.08	2.11%	\$ 20,769.94	\$ 20,916.06	0.70%	\$ 2,793.97	\$ 2,944.14
MGS-S Customer 5226	\$ 5,977.94	\$ 6,093.57	1.93%	\$ 19,812.07	\$ 19,927.70	0.58%	\$ 2,371.66	\$ 2,464.75
MGS-S Customer 5227	\$ 4,403.33	\$ 4,538.69	3.07%	\$ 12,461.20	\$ 12,596.56	1.09%	\$ 2,012.93	\$ 2,099.11
MGS-S Customer 5228	\$ 14,342.35	\$ 14,609.14	1.86%	\$ 46,875.50	\$ 47,142.29	0.57%	\$ 5,842.24	\$ 5,951.08
MGS-S Customer 5229	\$ 52,011.79	\$ 52,358.89	0.67%	\$ 227,817.87	\$ 228,164.97	0.15%	\$ 17,003.09	\$ 17,526.30
MGS-S Customer 5230	\$ 2,412.40	\$ 2,538.68	5.23%	\$ 7,309.40	\$ 7,435.68	1.73%	\$ 1,366.24	\$ 1,424.62
MGS-S Customer 5231	\$ 6,794.23	\$ 6,913.47	1.76%	\$ 19,107.28	\$ 19,226.52	0.62%	\$ 2,639.51	\$ 2,765.98
MGS-S Customer 5232	\$ 16,093.12	\$ 16,282.20	1.17%	\$ 45,308.05	\$ 45,497.13	0.42%	\$ 5,761.96	\$ 6,062.97
MGS-S Customer 5233	\$ 1,246.20	\$ 1,339.28	7.47%	\$ 14,488.79	\$ 14,581.87	0.64%	\$ 774.04	\$ 815.96
MGS-S Customer 5234	\$ 10,894.29	\$ 11,058.68	1.51%	\$ 31,918.80	\$ 32,083.19	0.52%	\$ 4,089.69	\$ 4,282.79
MGS-S Customer 5235	\$ 6,619.24	\$ 6,738.05	1.79%	\$ 16,180.82	\$ 16,299.63	0.73%	\$ 2,605.09	\$ 2,722.86
MGS-S Customer 5236	\$ 5,317.84	\$ 5,457.57	2.63%	\$ 15,039.74	\$ 15,179.47	0.93%	\$ 2,318.59	\$ 2,404.64
MGS-S Customer 5237	\$ 28,067.18	\$ 28,312.73	0.87%	\$ 60,353.52	\$ 60,599.07	0.41%	\$ 9,835.90	\$ 10,198.78

Internal Use

Customer	Delivery 1/24 Prices	Delivery 8/24 Prices	Delivery % Difference	Bundled 1/24 Prices	Bundled 8/24 Prices	Bundled % Difference	Distribution 8/24 Prices	Distribution 1/25 Prices
MGS-S Customer 5238	\$ 9,955.73	\$ 10,116.14	1.61%	\$ 33,329.51	\$ 33,489.92	0.48%	\$ 3,788.09	\$ 3,929.27
MGS-S Customer 5239	\$ 5,429.68	\$ 5,543.04	2.09%	\$ 13,492.12	\$ 13,605.48	0.84%	\$ 2,216.88	\$ 2,316.84
MGS-S Customer 5240	\$ 6,560.58	\$ 6,679.44	1.81%	\$ 18,841.64	\$ 18,960.50	0.63%	\$ 2,592.87	\$ 2,675.71
MGS-S Customer 5241	\$ 5,045.35	\$ 5,183.93	2.75%	\$ 12,710.16	\$ 12,848.74	1.09%	\$ 2,238.33	\$ 2,324.72
MGS-S Customer 5242	\$ 11,039.06	\$ 11,177.88	1.26%	\$ 28,178.61	\$ 28,317.43	0.49%	\$ 4,033.53	\$ 4,217.12
MGS-S Customer 5243	\$ 3,950.71	\$ 4,057.19	2.70%	\$ 9,861.34	\$ 9,967.82	1.08%	\$ 1,730.04	\$ 1,815.80
MGS-S Customer 5244	\$ 6,461.00	\$ 6,578.60	1.82%	\$ 23,398.99	\$ 23,516.59	0.50%	\$ 2,512.39	\$ 2,611.76
MGS-S Customer 5245	\$ 32,037.93	\$ 32,297.86	0.81%	\$ 120,423.16	\$ 120,683.09	0.22%	\$ 10,831.67	\$ 11,175.39
MGS-S Customer 5246	\$ 2,783.93	\$ 2,885.10	3.63%	\$ 8,360.80	\$ 8,461.97	1.21%	\$ 1,347.04	\$ 1,407.91
MGS-S Customer 5247	\$ 9,873.02	\$ 10,033.99	1.63%	\$ 25,786.41	\$ 25,947.38	0.62%	\$ 3,821.56	\$ 3,950.80
MGS-S Customer 5248	\$ 5,379.91	\$ 5,493.43	2.11%	\$ 10,153.27	\$ 10,266.79	1.12%	\$ 2,226.23	\$ 2,321.94
MGS-S Customer 5249	\$ 4,662.42	\$ 4,771.62	2.34%	\$ 20,273.35	\$ 20,382.55	0.54%	\$ 1,915.86	\$ 1,992.03
MGS-S Customer 5250	\$ 5,590.50	\$ 5,731.05	2.51%	\$ 17,499.97	\$ 17,640.52	0.80%	\$ 2,383.88	\$ 2,487.58
MGS-S Customer 5251	\$ 4,505.16	\$ 4,640.99	3.01%	\$ 13,755.95	\$ 13,891.78	0.99%	\$ 2,043.72	\$ 2,124.92
MGS-S Customer 5252	\$ 4,977.59	\$ 5,115.60	2.77%	\$ 14,338.07	\$ 14,476.08	0.96%	\$ 2,200.09	\$ 2,289.95
MGS-S Customer 5253	\$ 6,133.55	\$ 6,276.76	2.33%	\$ 20,757.24	\$ 20,900.45	0.69%	\$ 2,563.47	\$ 2,653.95
MGS-S Customer 5254	\$ 2,343.37	\$ 2,469.43	5.38%	\$ 2,727.30	\$ 2,853.36	4.62%	\$ 1,359.08	\$ 1,436.79
MGS-S Customer 5255	\$ 36,214.54	\$ 36,495.20	0.77%	\$ 100,282.18	\$ 100,562.84	0.28%	\$ 12,343.84	\$ 12,826.92
MGS-S Customer 5256	\$ 4,014.71	\$ 4,148.06	3.32%	\$ 14,513.26	\$ 14,646.61	0.92%	\$ 1,868.12	\$ 1,944.96
MGS-S Customer 5257	\$ 5,287.30	\$ 5,427.11	2.64%	\$ 14,039.67	\$ 14,179.48	1.00%	\$ 2,320.48	\$ 2,399.36
MGS-S Customer 5258	\$ 36,004.30	\$ 36,310.67	0.85%	\$ 111,893.66	\$ 112,200.03	0.27%	\$ 12,440.36	\$ 12,825.45
MGS-S Customer 5259	\$ 4,056.48	\$ 4,163.34	2.63%	\$ 10,378.92	\$ 10,485.78	1.03%	\$ 1,759.10	\$ 1,850.89
MGS-S Customer 5260	\$ 1,275.15	\$ 1,395.74	9.46%	\$ 7,717.91	\$ 7,838.50	1.56%	\$ 965.71	\$ 1,017.66
MGS-S Customer 5261	\$ 8,609.78	\$ 8,737.28	1.48%	\$ 23,308.66	\$ 23,436.16	0.55%	\$ 3,229.74	\$ 3,385.40
MGS-S Customer 5262	\$ 5,580.36	\$ 5,695.10	2.06%	\$ 9,282.50	\$ 9,397.24	1.24%	\$ 2,308.44	\$ 2,397.68
MGS-S Customer 5263	\$ 4,894.80	\$ 5,032.09	2.80%	\$ 17,808.65	\$ 17,945.94	0.77%	\$ 2,148.01	\$ 2,235.57
MGS-S Customer 5264	\$ 5,066.30	\$ 5,178.15	2.21%	\$ 14,220.42	\$ 14,332.27	0.79%	\$ 2,100.71	\$ 2,178.16
MGS-S Customer 5265	\$ 5,679.74	\$ 5,819.98	2.47%	\$ 25,557.05	\$ 25,697.29	0.55%	\$ 2,360.32	\$ 2,461.63
MGS-S Customer 5266	\$ 3,548.48	\$ 3,653.92	2.97%	\$ 9,135.63	\$ 9,241.07	1.15%	\$ 1,633.20	\$ 1,667.38
MGS-S Customer 5267	\$ 1,649.76	\$ 1,745.83	5.82%	\$ 2,764.97	\$ 2,861.04	3.47%	\$ 988.89	\$ 1,044.88
MGS-S Customer 5268	\$ 5,334.30	\$ 5,472.89	2.60%	\$ 18,263.23	\$ 18,401.82	0.76%	\$ 2,261.80	\$ 2,398.61
MGS-S Customer 5269	\$ 5,509.78	\$ 5,624.02	2.07%	\$ 16,863.02	\$ 16,977.26	0.68%	\$ 2,257.50	\$ 2,311.39
MGS-S Customer 5270	\$ 7,284.86	\$ 7,433.12	2.04%	\$ 23,487.45	\$ 23,635.71	0.63%	\$ 2,929.44	\$ 3,048.44
MGS-S Customer 5271	\$ 10,310.77	\$ 10,474.35	1.59%	\$ 28,935.75	\$ 29,099.33	0.57%	\$ 3,985.68	\$ 4,074.86
MGS-S Customer 5272	\$ 4,329.93	\$ 4,439.05	2.52%	\$ 10,944.31	\$ 11,053.43	1.00%	\$ 1,893.09	\$ 1,932.38
MGS-S Customer 5273	\$ 5,090.84	\$ 5,229.80	2.73%	\$ 14,655.85	\$ 14,794.81	0.95%	\$ 2,255.94	\$ 2,322.85
MGS-S Customer 5274	\$ 35,829.41	\$ 36,106.07	0.77%	\$ 146,262.96	\$ 146,539.62	0.19%	\$ 11,997.02	\$ 12,333.38
MGS-S Customer 5275	\$ 10,487.52	\$ 11,034.56	5.22%	\$ 14,686.71	\$ 15,233.75	3.72%	\$ 6,920.15	\$ 6,697.79
MGS-S Customer 5276	\$ 5,619.03	\$ 5,733.13	2.03%	\$ 18,072.63	\$ 18,186.73	0.63%	\$ 2,262.18	\$ 2,348.53
MGS-S Customer 5277	\$ 3,709.97	\$ 3,842.64	3.58%	\$ 9,479.03	\$ 9,611.70	1.40%	\$ 1,811.72	\$ 1,868.32

Internal Use

Customer	Delivery 1/24 Prices	Delivery 8/24 Prices	Delivery % Difference	Bundled 1/24 Prices	Bundled 8/24 Prices	Bundled % Difference	Distribution 8/24 Prices	Distribution 1/25 Prices
MGS-S Customer 5278	\$ 8,850.02	\$ 8,978.75	1.45%	\$ 28,219.65	\$ 28,348.38	0.46%	\$ 3,302.90	\$ 3,429.40
MGS-S Customer 5279	\$ 11,537.98	\$ 11,680.18	1.23%	\$ 29,267.13	\$ 29,409.33	0.49%	\$ 4,244.87	\$ 4,374.40
MGS-S Customer 5280	\$ 4,668.82	\$ 4,779.49	2.37%	\$ 7,840.78	\$ 7,951.45	1.41%	\$ 2,013.71	\$ 2,080.22
MGS-S Customer 5281	\$ 9,528.43	\$ 9,686.83	1.66%	\$ 34,995.52	\$ 35,153.92	0.45%	\$ 3,639.08	\$ 3,762.30
MGS-S Customer 5282	\$ 7,004.93	\$ 7,152.25	2.10%	\$ 22,307.12	\$ 22,454.44	0.66%	\$ 2,854.40	\$ 2,953.35
MGS-S Customer 5283	\$ 9,627.82	\$ 9,786.72	1.65%	\$ 16,926.98	\$ 17,085.88	0.94%	\$ 3,721.08	\$ 3,947.73
MGS-S Customer 5284	\$ 2,159.63	\$ 2,284.46	5.78%	\$ 6,605.97	\$ 6,730.80	1.89%	\$ 1,271.08	\$ 1,343.03
MGS-S Customer 5285	\$ 6,734.82	\$ 6,880.69	2.17%	\$ 20,569.86	\$ 20,715.73	0.71%	\$ 2,759.44	\$ 2,873.21
MGS-S Customer 5286	\$ 4,126.11	\$ 4,260.22	3.25%	\$ 11,701.33	\$ 11,835.44	1.15%	\$ 1,923.73	\$ 2,005.34
MGS-S Customer 5287	\$ 3,778.08	\$ 3,883.78	2.80%	\$ 11,822.58	\$ 11,928.28	0.89%	\$ 1,668.12	\$ 1,737.19
MGS-S Customer 5288	\$ 25,491.10	\$ 25,722.44	0.91%	\$ 72,869.39	\$ 73,100.73	0.32%	\$ 8,840.35	\$ 9,196.61
MGS-S Customer 5289	\$ 6,866.48	\$ 6,986.66	1.75%	\$ 15,824.75	\$ 15,944.93	0.76%	\$ 2,698.74	\$ 2,811.94
MGS-S Customer 5290	\$ 2,081.80	\$ 2,179.99	4.72%	\$ 5,242.68	\$ 5,340.87	1.87%	\$ 1,132.27	\$ 1,178.14
MGS-S Customer 5291	\$ 6,488.17	\$ 6,633.42	2.24%	\$ 17,130.80	\$ 17,276.05	0.85%	\$ 2,709.13	\$ 2,806.72
MGS-S Customer 5292	\$ 3,433.71	\$ 3,537.98	3.04%	\$ 9,197.85	\$ 9,302.12	1.13%	\$ 1,566.91	\$ 1,633.24
MGS-S Customer 5293	\$ 6,324.90	\$ 6,441.53	1.84%	\$ 27,304.97	\$ 27,421.60	0.43%	\$ 2,441.80	\$ 2,534.47
MGS-S Customer 5294	\$ 7,606.76	\$ 7,756.77	1.97%	\$ 23,349.55	\$ 23,499.56	0.64%	\$ 3,048.74	\$ 3,162.20
MGS-S Customer 5295	\$ 4,888.53	\$ 4,999.20	2.26%	\$ 16,594.39	\$ 16,705.06	0.67%	\$ 2,019.36	\$ 2,098.85
MGS-S Customer 5296	\$ 2,181.70	\$ 2,308.46	5.81%	\$ 3,863.66	\$ 3,990.42	3.28%	\$ 1,310.06	\$ 1,379.87
MGS-S Customer 5297	\$ 11,915.62	\$ 12,084.92	1.42%	\$ 39,320.62	\$ 39,489.92	0.43%	\$ 4,420.50	\$ 4,586.09
MGS-S Customer 5298	\$ 3,585.37	\$ 3,717.20	3.68%	\$ 7,669.15	\$ 7,800.98	1.72%	\$ 1,763.10	\$ 1,841.79
MGS-S Customer 5299	\$ 19,967.51	\$ 20,175.41	1.04%	\$ 42,253.50	\$ 42,461.40	0.49%	\$ 7,165.48	\$ 7,439.85
MGS-S Customer 5300	\$ 6,696.54	\$ 6,842.57	2.18%	\$ 20,330.48	\$ 20,476.51	0.72%	\$ 2,762.50	\$ 2,857.23
MGS-S Customer 5301	\$ 8,690.64	\$ 8,866.25	2.02%	\$ 13,699.96	\$ 13,875.57	1.28%	\$ 3,635.48	\$ 3,739.98
MGS-S Customer 5302	\$ 18,744.29	\$ 18,946.38	1.08%	\$ 46,761.74	\$ 46,963.83	0.43%	\$ 6,738.30	\$ 6,964.39
MGS-S Customer 5303	\$ 3,272.34	\$ 3,402.61	3.98%	\$ 8,542.75	\$ 8,673.02	1.52%	\$ 1,651.31	\$ 1,723.32
MGS-S Customer 5304	\$ 14,415.73	\$ 14,596.43	1.25%	\$ 51,318.32	\$ 51,499.02	0.35%	\$ 5,217.98	\$ 5,387.18
MGS-S Customer 5305	\$ 4,166.58	\$ 4,274.51	2.59%	\$ 8,148.90	\$ 8,256.83	1.32%	\$ 1,826.12	\$ 1,902.29
MGS-S Customer 5306	\$ 5,459.03	\$ 5,598.69	2.56%	\$ 20,267.72	\$ 20,407.38	0.69%	\$ 2,320.41	\$ 2,420.70
MGS-S Customer 5307	\$ 4,702.97	\$ 4,812.70	2.33%	\$ 17,934.02	\$ 18,043.75	0.61%	\$ 1,950.59	\$ 2,021.90
MGS-S Customer 5308	\$ 5,409.12	\$ 5,549.74	2.60%	\$ 11,537.31	\$ 11,677.93	1.22%	\$ 2,378.50	\$ 2,460.98
MGS-S Customer 5309	\$ 7,480.63	\$ 7,630.00	2.00%	\$ 24,510.49	\$ 24,659.86	0.61%	\$ 3,001.08	\$ 3,107.88
MGS-S Customer 5310	\$ 9,798.43	\$ 9,958.38	1.63%	\$ 29,872.27	\$ 30,032.22	0.54%	\$ 3,756.15	\$ 3,898.24
MGS-S Customer 5311	\$ 12,600.58	\$ 12,747.71	1.17%	\$ 31,742.03	\$ 31,889.16	0.46%	\$ 4,594.31	\$ 4,735.69
MGS-S Customer 5312	\$ 3,794.47	\$ 3,926.98	3.49%	\$ 10,598.76	\$ 10,731.27	1.25%	\$ 1,812.84	\$ 1,896.07
MGS-S Customer 5313	\$ 11,618.11	\$ 11,787.35	1.46%	\$ 30,476.19	\$ 30,645.43	0.56%	\$ 4,401.94	\$ 4,536.70
MGS-S Customer 5314	\$ 13,870.40	\$ 14,048.65	1.29%	\$ 43,716.87	\$ 43,895.12	0.41%	\$ 5,058.88	\$ 5,253.36
MGS-S Customer 5315	\$ 3,171.76	\$ 3,274.73	3.25%	\$ 8,403.32	\$ 8,506.29	1.23%	\$ 1,477.05	\$ 1,546.87
MGS-S Customer 5316	\$ 19,873.16	\$ 20,142.28	1.35%	\$ 69,020.25	\$ 69,289.37	0.39%	\$ 7,443.81	\$ 7,616.06
MGS-S Customer 5317	\$ 18,561.75	\$ 18,819.84	1.39%	\$ 73,572.85	\$ 73,830.94	0.35%	\$ 6,911.03	\$ 7,098.10

Customer	Delivery 1/24 Prices	Delivery 8/24 Prices	Delivery % Difference	Bundled 1/24 Prices	Bundled 8/24 Prices	Bundled % Difference	Distribution 8/24 Prices	Distribution 1/25 Prices
MGS-S Customer 5318	\$ 5,348.16	\$ 5,461.27	2.11%	\$ 14,969.39	\$ 15,082.50	0.76%	\$ 2,191.58	\$ 2,273.66
MGS-S Customer 5319	\$ 3,023.82	\$ 3,126.16	3.38%	\$ 8,372.62	\$ 8,474.96	1.22%	\$ 1,430.02	\$ 1,493.29
MGS-S Customer 5320	\$ 6,497.37	\$ 6,642.05	2.23%	\$ 18,709.07	\$ 18,853.75	0.77%	\$ 2,681.12	\$ 2,804.34
MGS-S Customer 5321	\$ 21,538.66	\$ 21,751.24	0.99%	\$ 72,605.38	\$ 72,817.96	0.29%	\$ 7,497.86	\$ 7,783.81
MGS-S Customer 5322	\$ 4,796.55	\$ 4,907.43	2.31%	\$ 13,970.78	\$ 14,081.66	0.79%	\$ 2,023.53	\$ 2,079.85
MGS-S Customer 5323	\$ 8,053.03	\$ 8,178.24	1.55%	\$ 26,288.48	\$ 26,413.69	0.48%	\$ 3,048.04	\$ 3,157.11
MGS-S Customer 5324	\$ 50,742.07	\$ 51,225.44	0.95%	\$ 96,109.32	\$ 96,592.69	0.50%	\$ 18,456.46	\$ 18,828.65
MGS-S Customer 5325	\$ 12,017.08	\$ 12,187.77	1.42%	\$ 33,663.19	\$ 33,833.88	0.51%	\$ 4,509.82	\$ 4,658.39
MGS-S Customer 5326	\$ 1,454.52	\$ 1,576.33	8.37%	\$ 3,622.79	\$ 3,744.60	3.36%	\$ 1,053.87	\$ 1,111.36
MGS-S Customer 5327	\$ 6,549.69	\$ 6,694.96	2.22%	\$ 18,876.45	\$ 19,021.72	0.77%	\$ 2,713.24	\$ 2,817.61
MGS-S Customer 5328	\$ 4,097.66	\$ 4,205.34	2.63%	\$ 9,411.83	\$ 9,519.51	1.14%	\$ 1,802.91	\$ 1,866.16
MGS-S Customer 5329	\$ 5,367.99	\$ 5,481.21	2.11%	\$ 14,552.05	\$ 14,665.27	0.78%	\$ 2,199.73	\$ 2,284.14
MGS-S Customer 5330	\$ 3,162.92	\$ 3,265.92	3.26%	\$ 10,124.32	\$ 10,227.32	1.02%	\$ 1,473.02	\$ 1,528.45
MGS-S Customer 5331	\$ 3,599.27	\$ 3,705.02	2.94%	\$ 8,999.71	\$ 9,105.46	1.18%	\$ 1,654.13	\$ 1,685.78
MGS-S Customer 5332	\$ 11,561.55	\$ 11,729.75	1.45%	\$ 35,575.32	\$ 35,743.52	0.47%	\$ 4,335.68	\$ 4,483.37
MGS-S Customer 5333	\$ 3,104.99	\$ 3,208.30	3.33%	\$ 7,143.30	\$ 7,246.61	1.45%	\$ 1,486.88	\$ 1,525.39
MGS-S Customer 5334	\$ 3,660.84	\$ 3,766.82	2.89%	\$ 9,100.93	\$ 9,206.91	1.16%	\$ 1,671.75	\$ 1,707.82
MGS-S Customer 5335	\$ 3,607.83	\$ 3,713.01	2.92%	\$ 9,623.35	\$ 9,728.53	1.09%	\$ 1,628.14	\$ 1,691.17
MGS-S Customer 5336	\$ 3,532.22	\$ 3,637.57	2.98%	\$ 9,009.68	\$ 9,115.03	1.17%	\$ 1,627.85	\$ 1,662.65
MGS-S Customer 5337	\$ 2,622.54	\$ 2,723.62	3.85%	\$ 6,010.91	\$ 6,111.99	1.68%	\$ 1,328.16	\$ 1,361.45
MGS-S Customer 5338	\$ 4,223.74	\$ 4,331.94	2.56%	\$ 9,020.30	\$ 9,128.50	1.20%	\$ 1,843.46	\$ 1,915.46
MGS-S Customer 5339	\$ 7,536.16	\$ 7,685.43	1.98%	\$ 27,820.13	\$ 27,969.40	0.54%	\$ 2,994.97	\$ 3,104.77
MGS-S Customer 5340	\$ 28,243.47	\$ 28,484.96	0.86%	\$ 116,381.89	\$ 116,623.38	0.21%	\$ 9,533.71	\$ 9,855.77
MGS-S Customer 5341	\$ 996.25	\$ 1,116.15	12.04%	\$ 1,230.49	\$ 1,350.39	9.74%	\$ 915.46	\$ 964.12
MGS-S Customer 5342	\$ 9,507.13	\$ 9,667.81	1.69%	\$ 17,971.78	\$ 18,132.46	0.89%	\$ 3,781.51	\$ 3,867.15
MGS-S Customer 5343	\$ 7,863.11	\$ 8,014.20	1.92%	\$ 22,047.69	\$ 22,198.78	0.69%	\$ 3,133.41	\$ 3,266.40
MGS-S Customer 5344	\$ 12,821.86	\$ 12,995.37	1.35%	\$ 32,456.93	\$ 32,630.44	0.53%	\$ 4,742.09	\$ 4,968.74
MGS-S Customer 5345	\$ 5,370.67	\$ 5,510.90	2.61%	\$ 14,328.94	\$ 14,469.17	0.98%	\$ 2,332.91	\$ 2,434.72
MGS-S Customer 5346	\$ 3,836.20	\$ 3,942.48	2.77%	\$ 10,151.32	\$ 10,257.60	1.05%	\$ 1,705.34	\$ 1,768.27
MGS-S Customer 5347	\$ 7,975.65	\$ 8,127.20	1.90%	\$ 19,717.38	\$ 19,868.93	0.77%	\$ 3,174.38	\$ 3,326.98
MGS-S Customer 5348	\$ 3,322.41	\$ 3,425.81	3.11%	\$ 9,357.82	\$ 9,461.22	1.10%	\$ 1,512.96	\$ 1,596.40
MGS-S Customer 5349	\$ 13,772.88	\$ 13,951.05	1.29%	\$ 44,722.57	\$ 44,900.74	0.40%	\$ 5,039.92	\$ 5,205.46
MGS-S Customer 5350	\$ 8,189.52	\$ 8,356.85	2.04%	\$ 17,650.55	\$ 17,817.88	0.95%	\$ 3,428.31	\$ 3,481.34
MGS-S Customer 5351	\$ 14,469.27	\$ 14,669.21	1.38%	\$ 33,583.30	\$ 33,783.24	0.60%	\$ 5,494.00	\$ 5,639.16
MGS-S Customer 5352	\$ 5,385.92	\$ 5,526.09	2.60%	\$ 15,143.47	\$ 15,283.64	0.93%	\$ 2,346.21	\$ 2,426.84
MGS-S Customer 5353	\$ 4,736.98	\$ 4,874.22	2.90%	\$ 11,801.10	\$ 11,938.34	1.16%	\$ 2,140.89	\$ 2,220.50
MGS-S Customer 5354	\$ 4,838.30	\$ 4,948.84	2.28%	\$ 16,006.89	\$ 16,117.43	0.69%	\$ 2,008.91	\$ 2,084.35
MGS-S Customer 5355	\$ 4,240.75	\$ 4,349.07	2.55%	\$ 10,150.47	\$ 10,258.79	1.07%	\$ 1,847.97	\$ 1,911.70
MGS-S Customer 5356	\$ 5,031.49	\$ 5,170.99	2.77%	\$ 11,983.29	\$ 12,122.79	1.16%	\$ 2,245.28	\$ 2,330.76
MGS-S Customer 5357	\$ 3,691.19	\$ 3,823.41	3.58%	\$ 12,264.51	\$ 12,396.73	1.08%	\$ 1,782.26	\$ 1,842.81

Internal Use

Customer	Delivery 1/24 Prices	Delivery 8/24 Prices	Delivery % Difference	Bundled 1/24 Prices	Bundled 8/24 Prices	Bundled % Difference	Distribution 8/24 Prices	Distribution 1/25 Prices
MGS-S Customer 5358	\$ 5,743.66	\$ 5,857.93	1.99%	\$ 14,546.30	\$ 14,660.57	0.79%	\$ 2,295.32	\$ 2,427.52
MGS-S Customer 5359	\$ 2,485.15	\$ 2,611.67	5.09%	\$ 4,788.71	\$ 4,915.23	2.64%	\$ 1,392.95	\$ 1,472.88
MGS-S Customer 5360	\$ 2,588.78	\$ 2,689.27	3.88%	\$ 6,928.86	\$ 7,029.35	1.45%	\$ 1,295.52	\$ 1,346.90
MGS-S Customer 5361	\$ 5,140.82	\$ 5,253.34	2.19%	\$ 14,431.60	\$ 14,544.12	0.78%	\$ 2,139.64	\$ 2,199.19
MGS-S Customer 5362	\$ 5,315.76	\$ 5,455.09	2.62%	\$ 18,734.89	\$ 18,874.22	0.74%	\$ 2,290.75	\$ 2,378.01
MGS-S Customer 5363	\$ 3,728.81	\$ 3,862.02	3.57%	\$ 6,332.08	\$ 6,465.29	2.10%	\$ 1,846.35	\$ 1,895.71
MGS-S Customer 5364	\$ 5,713.58	\$ 5,854.94	2.47%	\$ 17,305.86	\$ 17,447.22	0.82%	\$ 2,436.07	\$ 2,530.54
MGS-S Customer 5365	\$ 34,770.73	\$ 35,045.84	0.79%	\$ 99,782.19	\$ 100,057.30	0.28%	\$ 11,912.02	\$ 12,298.34
MGS-S Customer 5366	\$ 12,170.42	\$ 12,313.86	1.18%	\$ 35,055.15	\$ 35,198.59	0.41%	\$ 4,366.73	\$ 4,574.19
MGS-S Customer 5367	\$ 5,590.60	\$ 5,731.18	2.51%	\$ 19,227.97	\$ 19,368.55	0.73%	\$ 2,380.69	\$ 2,472.90
MGS-S Customer 5368	\$ 4,473.01	\$ 4,608.81	3.04%	\$ 12,997.08	\$ 13,132.88	1.04%	\$ 2,040.06	\$ 2,118.26
MGS-S Customer 5369	\$ 6,548.46	\$ 6,693.31	2.21%	\$ 23,185.25	\$ 23,330.10	0.62%	\$ 2,683.41	\$ 2,786.37
MGS-S Customer 5370	\$ 17,035.18	\$ 17,228.58	1.14%	\$ 50,327.04	\$ 50,520.44	0.38%	\$ 6,122.52	\$ 6,329.96
MGS-S Customer 5371	\$ 3,766.89	\$ 3,898.89	3.50%	\$ 14,865.78	\$ 14,997.78	0.89%	\$ 1,775.52	\$ 1,855.37
MGS-S Customer 5372	\$ 4,498.19	\$ 4,634.43	3.03%	\$ 10,651.29	\$ 10,787.53	1.28%	\$ 2,068.73	\$ 2,142.92
MGS-S Customer 5373	\$ 50,955.89	\$ 51,317.90	0.71%	\$ 203,017.98	\$ 203,379.99	0.18%	\$ 16,874.97	\$ 17,472.19
MGS-S Customer 5374	\$ 12,248.72	\$ 12,420.93	1.41%	\$ 27,848.34	\$ 28,020.55	0.62%	\$ 4,622.22	\$ 4,784.54
MGS-S Customer 5375	\$ 25,107.18	\$ 25,392.15	1.14%	\$ 91,636.06	\$ 91,921.03	0.31%	\$ 9,047.21	\$ 9,269.66
MGS-S Customer 5376	\$ 5,258.70	\$ 5,397.61	2.64%	\$ 19,684.26	\$ 19,823.17	0.71%	\$ 2,262.27	\$ 2,351.51
MGS-S Customer 5377	\$ 4,883.75	\$ 4,994.79	2.27%	\$ 11,095.12	\$ 11,206.16	1.00%	\$ 2,049.59	\$ 2,138.02
MGS-S Customer 5378	\$ 2,224.25	\$ 2,349.55	5.63%	\$ 4,837.80	\$ 4,963.10	2.59%	\$ 1,304.75	\$ 1,378.90
MGS-S Customer 5379	\$ 8,047.35	\$ 8,199.01	1.88%	\$ 25,611.62	\$ 25,763.28	0.59%	\$ 3,173.04	\$ 3,306.51
MGS-S Customer 5380	\$ 3,473.03	\$ 3,604.45	3.78%	\$ 11,495.82	\$ 11,627.24	1.14%	\$ 1,720.37	\$ 1,768.27
MGS-S Customer 5381	\$ 11,688.83	\$ 11,858.53	1.45%	\$ 31,369.60	\$ 31,539.30	0.54%	\$ 4,429.14	\$ 4,553.08
MGS-S Customer 5382	\$ 11,279.97	\$ 11,447.68	1.49%	\$ 23,976.95	\$ 24,144.66	0.70%	\$ 4,307.44	\$ 4,468.70
MGS-S Customer 5383	\$ 7,131.69	\$ 7,279.84	2.08%	\$ 20,761.06	\$ 20,909.21	0.71%	\$ 2,911.46	\$ 3,008.84
MGS-S Customer 5384	\$ 3,223.66	\$ 3,353.62	4.03%	\$ 9,151.66	\$ 9,281.62	1.42%	\$ 1,629.60	\$ 1,701.82
MGS-S Customer 5385	\$ 7,115.36	\$ 7,263.04	2.08%	\$ 22,427.61	\$ 22,575.29	0.66%	\$ 2,884.12	\$ 2,993.95
MGS-S Customer 5386	\$ 6,332.42	\$ 6,476.09	2.27%	\$ 23,570.24	\$ 23,713.91	0.61%	\$ 2,602.14	\$ 2,707.71
MGS-S Customer 5387	\$ 42,181.35	\$ 42,503.49	0.76%	\$ 130,520.88	\$ 130,843.02	0.25%	\$ 14,354.77	\$ 14,813.65
MGS-S Customer 5388	\$ 3,898.11	\$ 4,004.81	2.74%	\$ 10,036.13	\$ 10,142.83	1.06%	\$ 1,732.14	\$ 1,789.89
MGS-S Customer 5389	\$ 3,657.23	\$ 3,789.48	3.62%	\$ 8,971.75	\$ 9,104.00	1.47%	\$ 1,787.93	\$ 1,855.64
MGS-S Customer 5390	\$ 9,450.25	\$ 9,608.55	1.68%	\$ 27,046.85	\$ 27,205.15	0.59%	\$ 3,645.55	\$ 3,796.97
MGS-S Customer 5391	\$ 9,181.81	\$ 9,340.06	1.72%	\$ 27,317.74	\$ 27,475.99	0.58%	\$ 3,607.49	\$ 3,683.78
MGS-S Customer 5392	\$ 18,644.99	\$ 18,846.87	1.08%	\$ 39,108.01	\$ 39,309.89	0.52%	\$ 6,736.04	\$ 6,989.27
MGS-S Customer 5393	\$ 2,876.71	\$ 2,978.25	3.53%	\$ 10,054.18	\$ 10,155.72	1.01%	\$ 1,370.98	\$ 1,427.94
MGS-S Customer 5394	\$ 49,101.26	\$ 49,438.49	0.69%	\$ 152,103.10	\$ 152,440.33	0.22%	\$ 16,385.32	\$ 17,065.64
MGS-S Customer 5395	\$ 4,508.99	\$ 4,618.57	2.43%	\$ 9,339.60	\$ 9,449.18	1.17%	\$ 1,940.90	\$ 2,014.56
MGS-S Customer 5396	\$ 34,853.82	\$ 35,133.29	0.80%	\$ 52,998.89	\$ 53,278.36	0.53%	\$ 12,237.03	\$ 12,668.74
MGS-S Customer 5397	\$ 17,083.73	\$ 17,275.98	1.13%	\$ 57,012.03	\$ 57,204.28	0.34%	\$ 6,060.49	\$ 6,308.61

Internal Use

Customer	Delivery 1/24 Prices	Delivery 8/24 Prices	Delivery % Difference	Bundled 1/24 Prices	Bundled 8/24 Prices	Bundled % Difference	Distribution 8/24 Prices	Distribution 1/25 Prices
MGS-S Customer 5398	\$ 4,197.39	\$ 4,332.76	3.23%	\$ 6,986.34	\$ 7,121.71	1.94%	\$ 2,000.90	\$ 2,058.85
MGS-S Customer 5399	\$ 10,082.65	\$ 10,244.99	1.61%	\$ 18,410.99	\$ 18,573.33	0.88%	\$ 3,928.56	\$ 4,082.59
MGS-S Customer 5400	\$ 3,434.37	\$ 3,538.92	3.04%	\$ 8,218.25	\$ 8,322.80	1.27%	\$ 1,581.56	\$ 1,638.35
MGS-S Customer 5401	\$ 9,610.00	\$ 9,769.13	1.66%	\$ 30,908.75	\$ 31,067.88	0.51%	\$ 3,692.70	\$ 3,821.26
MGS-S Customer 5402	\$ 3,857.47	\$ 3,963.76	2.76%	\$ 11,291.46	\$ 11,397.75	0.94%	\$ 1,705.45	\$ 1,767.56
MGS-S Customer 5403	\$ 5,482.20	\$ 5,621.88	2.55%	\$ 15,012.48	\$ 15,152.16	0.93%	\$ 2,337.46	\$ 2,473.91
MGS-S Customer 5404	\$ 1,858.71	\$ 1,982.49	6.66%	\$ 4,521.05	\$ 4,644.83	2.74%	\$ 1,190.91	\$ 1,248.04
MGS-S Customer 5405	\$ 4,135.32	\$ 4,269.48	3.24%	\$ 12,725.43	\$ 12,859.59	1.05%	\$ 1,924.13	\$ 2,000.15
MGS-S Customer 5406	\$ 9,858.81	\$ 10,020.18	1.64%	\$ 24,831.92	\$ 24,993.29	0.65%	\$ 3,840.02	\$ 3,947.92
MGS-S Customer 5407	\$ 4,437.27	\$ 4,574.14	3.08%	\$ 4,783.03	\$ 4,919.90	2.86%	\$ 2,104.46	\$ 2,158.55
MGS-S Customer 5408	\$ 6,470.26	\$ 6,614.79	2.23%	\$ 22,855.56	\$ 23,000.09	0.63%	\$ 2,660.18	\$ 2,760.43
MGS-S Customer 5409	\$ 4,408.93	\$ 4,544.76	3.08%	\$ 7,616.31	\$ 7,752.14	1.78%	\$ 2,047.09	\$ 2,135.97
MGS-S Customer 5410	\$ 4,097.00	\$ 4,204.81	2.63%	\$ 9,252.58	\$ 9,360.39	1.17%	\$ 1,808.91	\$ 1,865.64
MGS-S Customer 5411	\$ 4,044.49	\$ 4,178.39	3.31%	\$ 10,996.29	\$ 11,130.19	1.22%	\$ 1,905.71	\$ 1,979.81
MGS-S Customer 5412	\$ 2,769.96	\$ 2,897.72	4.61%	\$ 9,627.04	\$ 9,754.80	1.33%	\$ 1,471.98	\$ 1,536.05
MGS-S Customer 5413	\$ 6,157.33	\$ 6,300.51	2.33%	\$ 21,525.79	\$ 21,668.97	0.67%	\$ 2,563.27	\$ 2,657.80
MGS-S Customer 5414	\$ 15,905.56	\$ 16,092.36	1.17%	\$ 62,141.21	\$ 62,328.01	0.30%	\$ 5,653.37	\$ 5,842.37
MGS-S Customer 5415	\$ 17,489.04	\$ 17,775.51	1.64%	\$ 30,542.52	\$ 30,828.99	0.94%	\$ 7,057.60	\$ 7,209.16
MGS-S Customer 5416	\$ 3,177.74	\$ 3,306.99	4.07%	\$ 10,239.23	\$ 10,368.48	1.26%	\$ 1,589.51	\$ 1,682.31
MGS-S Customer 5417	\$ 7,748.72	\$ 7,899.07	1.94%	\$ 27,594.03	\$ 27,744.38	0.54%	\$ 3,071.40	\$ 3,181.74
MGS-S Customer 5418	\$ 8,567.34	\$ 8,721.90	1.80%	\$ 26,269.07	\$ 26,423.63	0.59%	\$ 3,367.35	\$ 3,481.89
MGS-S Customer 5419	\$ 3,617.31	\$ 3,749.19	3.65%	\$ 11,113.01	\$ 11,244.89	1.19%	\$ 1,760.40	\$ 1,825.86
MGS-S Customer 5420	\$ 7,800.14	\$ 7,950.77	1.93%	\$ 27,431.89	\$ 27,582.52	0.55%	\$ 3,090.79	\$ 3,201.09
MGS-S Customer 5421	\$ 72,638.09	\$ 73,090.38	0.62%	\$ 156,324.80	\$ 156,777.09	0.29%	\$ 24,520.21	\$ 25,416.33
MGS-S Customer 5422	\$ 25,838.11	\$ 26,069.99	0.90%	\$ 102,806.12	\$ 103,038.00	0.23%	\$ 8,831.46	\$ 9,085.48
MGS-S Customer 5423	\$ 2,679.61	\$ 2,780.86	3.78%	\$ 6,604.22	\$ 6,705.47	1.53%	\$ 1,341.71	\$ 1,378.13
MGS-S Customer 5424	\$ 2,619.67	\$ 2,747.50	4.88%	\$ 4,009.12	\$ 4,136.95	3.19%	\$ 1,470.18	\$ 1,519.40
MGS-S Customer 5425	\$ 3,799.61	\$ 3,905.60	2.79%	\$ 12,310.54	\$ 12,416.53	0.86%	\$ 1,682.38	\$ 1,738.58
MGS-S Customer 5426	\$ 9,972.49	\$ 10,106.36	1.34%	\$ 34,549.23	\$ 34,683.10	0.39%	\$ 3,659.21	\$ 3,781.03
MGS-S Customer 5427	\$ 10,349.29	\$ 10,512.79	1.58%	\$ 22,050.92	\$ 22,214.42	0.74%	\$ 4,005.08	\$ 4,149.06
MGS-S Customer 5428	\$ 7,859.65	\$ 8,011.00	1.93%	\$ 19,418.56	\$ 19,569.91	0.78%	\$ 3,151.32	\$ 3,283.64
MGS-S Customer 5429	\$ 3,609.31	\$ 3,715.07	2.93%	\$ 6,717.28	\$ 6,823.04	1.57%	\$ 1,661.71	\$ 1,708.83
MGS-S Customer 5430	\$ 5,370.27	\$ 5,509.54	2.59%	\$ 20,823.63	\$ 20,962.90	0.67%	\$ 2,289.90	\$ 2,384.00
MGS-S Customer 5431	\$ 5,544.53	\$ 5,659.48	2.07%	\$ 11,257.71	\$ 11,372.66	1.02%	\$ 2,307.91	\$ 2,363.82
MGS-S Customer 5432	\$ 5,460.07	\$ 5,600.00	2.56%	\$ 15,154.09	\$ 15,294.02	0.92%	\$ 2,345.20	\$ 2,460.51
MGS-S Customer 5433	\$ 5,094.40	\$ 5,233.21	2.72%	\$ 12,585.87	\$ 12,724.68	1.10%	\$ 2,254.99	\$ 2,343.40
MGS-S Customer 5434	\$ 15,893.38	\$ 16,080.90	1.18%	\$ 60,565.90	\$ 60,753.42	0.31%	\$ 5,687.81	\$ 5,841.60
MGS-S Customer 5435	\$ 5,598.45	\$ 5,739.00	2.51%	\$ 20,170.27	\$ 20,310.82	0.70%	\$ 2,377.89	\$ 2,468.71
MGS-S Customer 5436	\$ 8,563.17	\$ 8,768.62	2.40%	\$ 16,275.97	\$ 16,481.42	1.26%	\$ 3,753.80	\$ 3,896.12
MGS-S Customer 5437	\$ 4,742.30	\$ 4,879.75	2.90%	\$ 10,157.37	\$ 10,294.82	1.35%	\$ 2,155.45	\$ 2,233.74

Customer	Delivery 1/24 Prices	Delivery 8/24 Prices	Delivery % Difference	Bundled 1/24 Prices	Bundled 8/24 Prices	Bundled % Difference	Distribution 8/24 Prices	Distribution 1/25 Prices
MGS-S Customer 5438	\$ 5,045.88	\$ 5,185.03	2.76%	\$ 10,484.83	\$ 10,623.98	1.33%	\$ 2,269.18	\$ 2,336.55
MGS-S Customer 5439	\$ 4,134.98	\$ 4,242.46	2.60%	\$ 12,226.68	\$ 12,334.16	0.88%	\$ 1,791.51	\$ 1,860.74
MGS-S Customer 5440	\$ 5,556.86	\$ 5,697.20	2.53%	\$ 17,321.45	\$ 17,461.79	0.81%	\$ 2,370.91	\$ 2,477.57
MGS-S Customer 5441	\$ 20,255.39	\$ 20,519.16	1.30%	\$ 45,507.66	\$ 45,771.43	0.58%	\$ 7,633.70	\$ 7,876.43
MGS-S Customer 5442	\$ 9,274.79	\$ 9,405.41	1.41%	\$ 31,717.55	\$ 31,848.17	0.41%	\$ 3,432.34	\$ 3,554.00
MGS-S Customer 5443	\$ 2,612.44	\$ 2,739.83	4.88%	\$ 6,336.06	\$ 6,463.45	2.01%	\$ 1,443.73	\$ 1,502.41
MGS-S Customer 5444	\$ 7,215.00	\$ 7,362.58	2.05%	\$ 27,439.67	\$ 27,587.25	0.54%	\$ 2,879.85	\$ 2,994.87
MGS-S Customer 5445	\$ 4,436.28	\$ 4,545.16	2.45%	\$ 11,821.60	\$ 11,930.48	0.92%	\$ 1,893.76	\$ 1,972.30
MGS-S Customer 5446	\$ 9,678.67	\$ 9,837.52	1.64%	\$ 35,322.86	\$ 35,481.71	0.45%	\$ 3,678.11	\$ 3,816.44
MGS-S Customer 5447	\$ 1,371.52	\$ 1,466.23	6.91%	\$ 3,588.69	\$ 3,683.40	2.64%	\$ 890.65	\$ 938.85
MGS-S Customer 5448	\$ 5,536.52	\$ 5,676.60	2.53%	\$ 21,033.19	\$ 21,173.27	0.67%	\$ 2,346.68	\$ 2,441.54
MGS-S Customer 5449	\$ 5,100.78	\$ 5,211.77	2.18%	\$ 23,799.11	\$ 23,910.10	0.47%	\$ 2,042.42	\$ 2,123.31
MGS-S Customer 5450	\$ 4,229.78	\$ 4,337.61	2.55%	\$ 12,903.99	\$ 13,011.82	0.84%	\$ 1,817.92	\$ 1,890.16
MGS-S Customer 5451	\$ 6,402.52	\$ 6,546.79	2.25%	\$ 20,633.60	\$ 20,777.87	0.70%	\$ 2,645.50	\$ 2,753.94
MGS-S Customer 5452	\$ 7,752.57	\$ 7,903.67	1.95%	\$ 22,261.54	\$ 22,412.64	0.68%	\$ 3,118.74	\$ 3,218.59
MGS-S Customer 5453	\$ 6,558.19	\$ 6,677.24	1.82%	\$ 16,504.39	\$ 16,623.44	0.72%	\$ 2,607.30	\$ 2,691.76
MGS-S Customer 5454	\$ 4,699.29	\$ 4,835.70	2.90%	\$ 17,749.91	\$ 17,886.32	0.77%	\$ 2,084.18	\$ 2,165.39
MGS-S Customer 5455	\$ 4,010.00	\$ 4,117.05	2.67%	\$ 10,094.08	\$ 10,201.13	1.06%	\$ 1,762.06	\$ 1,831.66
MGS-S Customer 5456	\$ 8,314.48	\$ 8,467.31	1.84%	\$ 29,324.94	\$ 29,477.77	0.52%	\$ 3,249.91	\$ 3,372.45
MGS-S Customer 5457	\$ 6,132.35	\$ 6,249.10	1.90%	\$ 17,867.91	\$ 17,984.66	0.65%	\$ 2,446.61	\$ 2,531.39
MGS-S Customer 5458	\$ 4,233.44	\$ 4,341.45	2.55%	\$ 11,702.28	\$ 11,810.29	0.92%	\$ 1,829.25	\$ 1,899.54
MGS-S Customer 5459	\$ 4,717.65	\$ 4,855.02	2.91%	\$ 7,510.37	\$ 7,647.74	1.83%	\$ 2,155.69	\$ 2,246.44
MGS-S Customer 5460	\$ 37,032.43	\$ 37,315.09	0.76%	\$ 140,130.25	\$ 140,412.91	0.20%	\$ 12,434.87	\$ 12,811.45
MGS-S Customer 5461	\$ 3,593.89	\$ 3,699.85	2.95%	\$ 7,552.67	\$ 7,658.63	1.40%	\$ 1,666.42	\$ 1,693.03
MGS-S Customer 5462	\$ 23,782.82	\$ 24,006.44	0.94%	\$ 86,417.59	\$ 86,641.21	0.26%	\$ 8,241.52	\$ 8,467.76
MGS-S Customer 5463	\$ 5,636.98	\$ 5,751.42	2.03%	\$ 15,570.15	\$ 15,684.59	0.73%	\$ 2,286.05	\$ 2,372.65
MGS-S Customer 5464	\$ 4,033.13	\$ 4,139.30	2.63%	\$ 21,995.38	\$ 22,101.55	0.48%	\$ 1,695.15	\$ 1,753.08
MGS-S Customer 5465	\$ 4,482.82	\$ 4,618.81	3.03%	\$ 12,229.33	\$ 12,365.32	1.11%	\$ 2,052.13	\$ 2,126.30
MGS-S Customer 5466	\$ 5,563.99	\$ 5,679.57	2.08%	\$ 15,502.19	\$ 15,617.77	0.75%	\$ 2,326.99	\$ 2,329.03
MGS-S Customer 5467	\$ 599.62	\$ 690.70	15.19%	\$ 3,592.64	\$ 3,683.72	2.54%	\$ 629.64	\$ 662.11
MGS-S Customer 5468	\$ 9,261.09	\$ 9,420.86	1.73%	\$ 13,443.14	\$ 13,602.91	1.19%	\$ 3,720.81	\$ 3,813.64
MGS-S Customer 5469	\$ 2,879.25	\$ 3,007.53	4.46%	\$ 8,400.13	\$ 8,528.41	1.53%	\$ 1,512.44	\$ 1,585.34
MGS-S Customer 5470	\$ 4,580.76	\$ 4,717.26	2.98%	\$ 10,975.07	\$ 11,111.57	1.24%	\$ 2,090.61	\$ 2,171.26
MGS-S Customer 5471	\$ 6,820.32	\$ 6,939.42	1.75%	\$ 27,313.28	\$ 27,432.38	0.44%	\$ 2,615.81	\$ 2,710.20
MGS-S Customer 5472	\$ 5,735.92	\$ 5,851.17	2.01%	\$ 17,144.00	\$ 17,259.25	0.67%	\$ 2,330.68	\$ 2,390.83
MGS-S Customer 5473	\$ 3,043.87	\$ 3,145.99	3.35%	\$ 9,861.87	\$ 9,963.99	1.04%	\$ 1,418.95	\$ 1,491.95
MGS-S Customer 5474	\$ 12,089.97	\$ 12,258.73	1.40%	\$ 54,412.20	\$ 54,580.96	0.31%	\$ 4,379.92	\$ 4,539.75
MGS-S Customer 5475	\$ 5,245.86	\$ 5,358.19	2.14%	\$ 14,322.97	\$ 14,435.30	0.78%	\$ 2,144.81	\$ 2,246.18
MGS-S Customer 5476	\$ 9,760.72	\$ 9,919.98	1.63%	\$ 36,939.70	\$ 37,098.96	0.43%	\$ 3,702.38	\$ 3,832.21
MGS-S Customer 5477	\$ 5,500.82	\$ 5,641.95	2.57%	\$ 10,496.31	\$ 10,637.44	1.34%	\$ 2,416.05	\$ 2,501.45

Internal Use

Customer	Delivery 1/24 Prices	Delivery 8/24 Prices	Delivery % Difference	Bundled 1/24 Prices	Bundled 8/24 Prices	Bundled % Difference	Distribution 8/24 Prices	Distribution 1/25 Prices
MGS-S Customer 5478	\$ 3,951.79	\$ 4,059.02	2.71%	\$ 7,981.18	\$ 8,088.41	1.34%	\$ 1,767.99	\$ 1,822.82
MGS-S Customer 5479	\$ 17,525.98	\$ 17,693.51	0.96%	\$ 67,088.99	\$ 67,256.52	0.25%	\$ 6,044.99	\$ 6,241.33
MGS-S Customer 5480	\$ 7,684.24	\$ 7,836.22	1.98%	\$ 11,596.63	\$ 11,748.61	1.31%	\$ 3,176.61	\$ 3,268.08
MGS-S Customer 5481	\$ 4,188.67	\$ 4,323.45	3.22%	\$ 10,674.28	\$ 10,809.06	1.26%	\$ 1,963.87	\$ 2,031.81
MGS-S Customer 5482	\$ 2,341.96	\$ 2,440.98	4.23%	\$ 5,890.76	\$ 5,989.78	1.68%	\$ 1,200.97	\$ 1,270.85
MGS-S Customer 5483	\$ 4,164.56	\$ 4,299.01	3.23%	\$ 8,817.38	\$ 8,951.83	1.52%	\$ 1,951.28	\$ 2,041.16
MGS-S Customer 5484	\$ 2,668.34	\$ 2,769.12	3.78%	\$ 7,417.48	\$ 7,518.26	1.36%	\$ 1,317.16	\$ 1,372.46
MGS-S Customer 5485	\$ 3,033.15	\$ 3,135.73	3.38%	\$ 8,347.44	\$ 8,450.02	1.23%	\$ 1,442.15	\$ 1,494.39
MGS-S Customer 5486	\$ 5,887.11	\$ 6,002.60	1.96%	\$ 17,097.75	\$ 17,213.24	0.68%	\$ 2,360.99	\$ 2,451.18
MGS-S Customer 5487	\$ 7,168.63	\$ 7,317.53	2.08%	\$ 14,051.87	\$ 14,200.77	1.06%	\$ 2,967.30	\$ 3,070.71
MGS-S Customer 5488	\$ 5,825.86	\$ 5,968.06	2.44%	\$ 12,764.98	\$ 12,907.18	1.11%	\$ 2,499.81	\$ 2,604.69
MGS-S Customer 5489	\$ 4,420.10	\$ 4,555.94	3.07%	\$ 11,919.00	\$ 12,054.84	1.14%	\$ 2,037.98	\$ 2,104.68
MGS-S Customer 5490	\$ 6,238.37	\$ 6,355.47	1.88%	\$ 19,607.22	\$ 19,724.32	0.60%	\$ 2,471.57	\$ 2,556.70
MGS-S Customer 5491	\$ 4,953.48	\$ 5,091.92	2.79%	\$ 11,831.70	\$ 11,970.14	1.17%	\$ 2,222.10	\$ 2,295.63
MGS-S Customer 5492	\$ 15,890.95	\$ 16,144.03	1.59%	\$ 56,605.38	\$ 56,858.46	0.45%	\$ 6,155.51	\$ 6,306.02
MGS-S Customer 5493	\$ 8,155.86	\$ 8,308.97	1.88%	\$ 19,851.89	\$ 20,005.00	0.77%	\$ 3,266.45	\$ 3,381.79
MGS-S Customer 5494	\$ 11,179.22	\$ 11,346.20	1.49%	\$ 29,781.34	\$ 29,948.32	0.56%	\$ 4,247.00	\$ 4,387.44
MGS-S Customer 5495	\$ 5,103.86	\$ 5,243.39	2.73%	\$ 11,074.25	\$ 11,213.78	1.26%	\$ 2,291.66	\$ 2,351.23
MGS-S Customer 5496	\$ 30,670.51	\$ 30,923.72	0.83%	\$ 113,095.75	\$ 113,348.96	0.22%	\$ 10,375.92	\$ 10,749.54
MGS-S Customer 5497	\$ 5,434.68	\$ 5,574.80	2.58%	\$ 17,235.83	\$ 17,375.95	0.81%	\$ 2,344.99	\$ 2,430.30
MGS-S Customer 5498	\$ 9,756.48	\$ 9,915.05	1.63%	\$ 44,177.27	\$ 44,335.84	0.36%	\$ 3,652.50	\$ 3,778.69
MGS-S Customer 5499	\$ 6,186.00	\$ 6,302.51	1.88%	\$ 22,943.91	\$ 23,060.42	0.51%	\$ 2,429.70	\$ 2,514.45
MGS-S Customer 5500	\$ 5,265.39	\$ 5,377.85	2.14%	\$ 17,926.83	\$ 18,039.29	0.63%	\$ 2,143.98	\$ 2,222.69
MGS-S Customer 5501	\$ 4,004.00	\$ 4,137.46	3.33%	\$ 12,135.23	\$ 12,268.69	1.10%	\$ 1,878.11	\$ 1,958.84
MGS-S Customer 5502	\$ 53,268.76	\$ 53,625.81	0.67%	\$ 179,443.27	\$ 179,800.32	0.20%	\$ 17,731.74	\$ 18,330.03
MGS-S Customer 5503	\$ 30,619.68	\$ 30,870.24	0.82%	\$ 137,323.66	\$ 137,574.22	0.18%	\$ 10,189.30	\$ 10,559.24
MGS-S Customer 5504	\$ 23,248.74	\$ 23,531.34	1.22%	\$ 81,262.69	\$ 81,545.29	0.35%	\$ 8,525.66	\$ 8,713.91
MGS-S Customer 5505	\$ 11,332.97	\$ 11,500.01	1.47%	\$ 33,024.78	\$ 33,191.82	0.51%	\$ 4,261.14	\$ 4,423.69
MGS-S Customer 5506	\$ 3,455.72	\$ 3,559.94	3.02%	\$ 12,325.32	\$ 12,429.54	0.85%	\$ 1,559.09	\$ 1,617.10
MGS-S Customer 5507	\$ 6,328.59	\$ 6,473.03	2.28%	\$ 19,034.71	\$ 19,179.15	0.76%	\$ 2,647.55	\$ 2,734.43
MGS-S Customer 5508	\$ 4,626.53	\$ 4,763.49	2.96%	\$ 10,758.38	\$ 10,895.34	1.27%	\$ 2,117.06	\$ 2,186.60
MGS-S Customer 5509	\$ 6,206.25	\$ 6,323.75	1.89%	\$ 18,057.68	\$ 18,175.18	0.65%	\$ 2,488.51	\$ 2,551.52
MGS-S Customer 5510	\$ 8,046.27	\$ 8,198.11	1.89%	\$ 29,788.70	\$ 29,940.54	0.51%	\$ 3,169.82	\$ 3,269.20
MGS-S Customer 5511	\$ 8,011.83	\$ 8,164.05	1.90%	\$ 19,735.28	\$ 19,887.50	0.77%	\$ 3,208.52	\$ 3,333.76
MGS-S Customer 5512	\$ 6,375.05	\$ 6,492.88	1.85%	\$ 18,246.82	\$ 18,364.65	0.65%	\$ 2,525.19	\$ 2,615.93
MGS-S Customer 5513	\$ 17,406.09	\$ 17,600.56	1.12%	\$ 49,244.52	\$ 49,438.99	0.39%	\$ 6,220.92	\$ 6,480.13
MGS-S Customer 5514	\$ 4,751.28	\$ 4,888.34	2.88%	\$ 13,665.22	\$ 13,802.28	1.00%	\$ 2,130.67	\$ 2,212.94
MGS-S Customer 5515	\$ 53,723.00	\$ 54,221.40	0.93%	\$ 276,879.94	\$ 277,378.34	0.18%	\$ 18,299.27	\$ 18,755.26
MGS-S Customer 5516	\$ 15,609.92	\$ 15,795.92	1.19%	\$ 41,305.53	\$ 41,491.53	0.45%	\$ 5,633.40	\$ 5,902.47
MGS-S Customer 5517	\$ 3,395.82	\$ 3,526.65	3.85%	\$ 9,417.97	\$ 9,548.80	1.39%	\$ 1,689.88	\$ 1,760.56

Customer	Delivery 1/24 Prices	Delivery 8/24 Prices	Delivery % Difference	Bundled 1/24 Prices	Bundled 8/24 Prices	Bundled % Difference	Distribution 8/24 Prices	Distribution 1/25 Prices
MGS-S Customer 5518	\$ 6,109.77	\$ 6,225.77	1.90%	\$ 23,464.25	\$ 23,580.25	0.49%	\$ 2,395.80	\$ 2,484.67
MGS-S Customer 5519	\$ 3,852.70	\$ 3,959.40	2.77%	\$ 6,279.20	\$ 6,385.90	1.70%	\$ 1,736.19	\$ 1,802.19
MGS-S Customer 5520	\$ 4,150.99	\$ 4,285.47	3.24%	\$ 9,819.15	\$ 9,953.63	1.37%	\$ 1,948.13	\$ 2,026.85
MGS-S Customer 5521	\$ 1,647.47	\$ 1,769.53	7.41%	\$ 10,577.18	\$ 10,699.24	1.15%	\$ 1,071.85	\$ 1,130.75
MGS-S Customer 5522	\$ 9,954.18	\$ 10,087.59	1.34%	\$ 36,344.52	\$ 36,477.93	0.37%	\$ 3,632.08	\$ 3,764.03
MGS-S Customer 5523	\$ 17,989.01	\$ 18,187.61	1.10%	\$ 43,181.86	\$ 43,380.46	0.46%	\$ 6,495.29	\$ 6,722.55
MGS-S Customer 5524	\$ 3,666.29	\$ 3,771.97	2.88%	\$ 7,468.98	\$ 7,574.66	1.41%	\$ 1,663.65	\$ 1,727.24
MGS-S Customer 5525	\$ 3,505.13	\$ 3,636.23	3.74%	\$ 12,287.44	\$ 12,418.54	1.07%	\$ 1,708.34	\$ 1,778.94
MGS-S Customer 5526	\$ 4,475.60	\$ 4,611.83	3.04%	\$ 10,952.52	\$ 11,088.75	1.24%	\$ 2,064.87	\$ 2,131.06
MGS-S Customer 5527	\$ 3,703.83	\$ 3,809.13	2.84%	\$ 11,408.74	\$ 11,514.04	0.92%	\$ 1,641.60	\$ 1,714.70
MGS-S Customer 5528	\$ 22,496.25	\$ 23,110.41	2.73%	\$ 36,217.03	\$ 36,831.19	1.70%	\$ 10,997.86	\$ 10,893.90
MGS-S Customer 5529	\$ 58,660.21	\$ 59,046.57	0.66%	\$ 260,358.43	\$ 260,744.79	0.15%	\$ 19,124.96	\$ 19,740.50
MGS-S Customer 5530	\$ 13,473.66	\$ 13,649.97	1.31%	\$ 47,533.37	\$ 47,709.68	0.37%	\$ 4,911.26	\$ 5,080.39
MGS-S Customer 5531	\$ 20,735.99	\$ 20,945.24	1.01%	\$ 74,348.50	\$ 74,557.75	0.28%	\$ 7,241.87	\$ 7,476.09
MGS-S Customer 5532	\$ 5,684.54	\$ 5,825.59	2.48%	\$ 18,157.56	\$ 18,298.61	0.78%	\$ 2,416.46	\$ 2,515.14
MGS-S Customer 5533	\$ 7,959.50	\$ 8,111.86	1.91%	\$ 16,789.45	\$ 16,941.81	0.91%	\$ 3,215.77	\$ 3,334.72
MGS-S Customer 5534	\$ 5,137.59	\$ 5,275.51	2.68%	\$ 21,714.05	\$ 21,851.97	0.64%	\$ 2,197.96	\$ 2,296.20
MGS-S Customer 5535	\$ 4,907.27	\$ 5,018.12	2.26%	\$ 14,842.84	\$ 14,953.69	0.75%	\$ 2,034.44	\$ 2,118.98
MGS-S Customer 5536	\$ 17,644.67	\$ 17,841.01	1.11%	\$ 53,541.74	\$ 53,738.08	0.37%	\$ 6,323.37	\$ 6,520.87
MGS-S Customer 5537	\$ 34,037.84	\$ 34,369.13	0.97%	\$ 99,483.50	\$ 99,814.79	0.33%	\$ 12,046.75	\$ 12,448.99
MGS-S Customer 5538	\$ 6,587.06	\$ 6,732.65	2.21%	\$ 17,181.59	\$ 17,327.18	0.85%	\$ 2,736.83	\$ 2,843.29
MGS-S Customer 5539	\$ 11,454.41	\$ 11,622.43	1.47%	\$ 29,348.10	\$ 29,516.12	0.57%	\$ 4,329.61	\$ 4,492.87
MGS-S Customer 5540	\$ 14,384.23	\$ 14,565.20	1.26%	\$ 45,866.16	\$ 46,047.13	0.39%	\$ 5,240.06	\$ 5,416.10
MGS-S Customer 5541	\$ 7,529.11	\$ 7,678.79	1.99%	\$ 21,496.70	\$ 21,646.38	0.70%	\$ 3,029.12	\$ 3,149.26
MGS-S Customer 5542	\$ 5,115.48	\$ 5,254.30	2.71%	\$ 14,264.69	\$ 14,403.51	0.97%	\$ 2,254.01	\$ 2,338.04
MGS-S Customer 5543	\$ 28,157.34	\$ 28,399.35	0.86%	\$ 89,009.60	\$ 89,251.61	0.27%	\$ 9,616.64	\$ 10,041.17
MGS-S Customer 5544	\$ 13,836.93	\$ 14,015.64	1.29%	\$ 39,998.74	\$ 40,177.45	0.45%	\$ 5,084.56	\$ 5,264.74
MGS-S Customer 5545	\$ 3,911.48	\$ 4,018.00	2.72%	\$ 4,080.13	\$ 4,186.65	2.61%	\$ 1,741.77	\$ 1,847.05
MGS-S Customer 5546	\$ 8,045.05	\$ 8,196.64	1.88%	\$ 29,033.00	\$ 29,184.59	0.52%	\$ 3,160.67	\$ 3,277.99
MGS-S Customer 5547	\$ 7,317.25	\$ 7,439.38	1.67%	\$ 20,778.08	\$ 20,900.21	0.59%	\$ 2,830.85	\$ 2,934.40
MGS-S Customer 5548	\$ 15,145.86	\$ 15,329.54	1.21%	\$ 52,222.13	\$ 52,405.81	0.35%	\$ 5,442.43	\$ 5,646.93
MGS-S Customer 5549	\$ 4,158.69	\$ 4,266.62	2.60%	\$ 7,395.89	\$ 7,503.82	1.46%	\$ 1,827.67	\$ 1,905.10
MGS-S Customer 5550	\$ 13,697.52	\$ 13,875.63	1.30%	\$ 43,301.75	\$ 43,479.86	0.41%	\$ 5,030.98	\$ 5,186.72
MGS-S Customer 5551	\$ 5,820.67	\$ 5,963.01	2.45%	\$ 14,167.40	\$ 14,309.74	1.00%	\$ 2,501.37	\$ 2,589.25
MGS-S Customer 5552	\$ 4,000.38	\$ 4,107.11	2.67%	\$ 11,846.75	\$ 11,953.48	0.90%	\$ 1,742.13	\$ 1,816.98
MGS-S Customer 5553	\$ 11,910.62	\$ 12,078.71	1.41%	\$ 51,282.68	\$ 51,450.77	0.33%	\$ 4,334.85	\$ 4,499.42
MGS-S Customer 5554	\$ 7,470.42	\$ 7,619.63	2.00%	\$ 26,418.19	\$ 26,567.40	0.56%	\$ 2,987.75	\$ 3,089.72
MGS-S Customer 5555	\$ 4,385.75	\$ 4,521.00	3.08%	\$ 14,984.85	\$ 15,120.10	0.90%	\$ 1,999.22	\$ 2,072.16
MGS-S Customer 5556	\$ 6,550.60	\$ 6,669.19	1.81%	\$ 18,290.73	\$ 18,409.32	0.65%	\$ 2,580.99	\$ 2,679.45
MGS-S Customer 5557	\$ 4,254.70	\$ 4,389.73	3.17%	\$ 11,869.35	\$ 12,004.38	1.14%	\$ 1,980.34	\$ 2,046.31

Internal Use

Customer	Delivery 1/24 Prices	Delivery 8/24 Prices	Delivery % Difference	Bundled 1/24 Prices	Bundled 8/24 Prices	Bundled % Difference	Distribution 8/24 Prices	Distribution 1/25 Prices
MGS-S Customer 5558	\$ 5,446.78	\$ 5,560.14	2.08%	\$ 14,392.25	\$ 14,505.61	0.79%	\$ 2,216.79	\$ 2,316.46
MGS-S Customer 5559	\$ 5,563.88	\$ 5,678.00	2.05%	\$ 13,579.70	\$ 13,693.82	0.84%	\$ 2,267.51	\$ 2,362.72
MGS-S Customer 5560	\$ 16,007.05	\$ 16,194.44	1.17%	\$ 60,716.14	\$ 60,903.53	0.31%	\$ 5,695.95	\$ 5,889.34
MGS-S Customer 5561	\$ 50,774.16	\$ 51,237.86	0.91%	\$ 183,722.22	\$ 184,185.92	0.25%	\$ 17,798.74	\$ 18,133.65
MGS-S Customer 5562	\$ 9,709.74	\$ 9,844.70	1.39%	\$ 26,437.94	\$ 26,572.90	0.51%	\$ 3,694.24	\$ 3,725.96
MGS-S Customer 5563	\$ 6,018.02	\$ 6,133.57	1.92%	\$ 24,345.91	\$ 24,461.46	0.47%	\$ 2,361.60	\$ 2,444.69
MGS-S Customer 5564	\$ 4,356.92	\$ 4,466.35	2.51%	\$ 9,793.24	\$ 9,902.67	1.12%	\$ 1,913.01	\$ 1,949.47
MGS-S Customer 5565	\$ 5,693.16	\$ 5,834.12	2.48%	\$ 20,403.46	\$ 20,544.42	0.69%	\$ 2,407.35	\$ 2,501.26
MGS-S Customer 5566	\$ 4,669.30	\$ 4,778.99	2.35%	\$ 16,678.41	\$ 16,788.10	0.66%	\$ 1,947.26	\$ 2,018.95
MGS-S Customer 5567	\$ 11,783.27	\$ 11,926.37	1.21%	\$ 28,936.53	\$ 29,079.63	0.49%	\$ 4,317.41	\$ 4,468.18
MGS-S Customer 5568	\$ 5,255.07	\$ 5,394.51	2.65%	\$ 14,898.47	\$ 15,037.91	0.94%	\$ 2,297.92	\$ 2,383.26
MGS-S Customer 5569	\$ 8,047.17	\$ 8,198.36	1.88%	\$ 27,013.22	\$ 27,164.41	0.56%	\$ 3,148.54	\$ 3,300.53
MGS-S Customer 5570	\$ 7,109.74	\$ 7,258.20	2.09%	\$ 13,078.76	\$ 13,227.22	1.14%	\$ 2,942.16	\$ 3,059.83
MGS-S Customer 5571	\$ 9,147.27	\$ 9,305.62	1.73%	\$ 23,945.79	\$ 24,104.14	0.66%	\$ 3,616.21	\$ 3,696.23
MGS-S Customer 5572	\$ 4,141.08	\$ 4,249.08	2.61%	\$ 12,288.88	\$ 12,396.88	0.88%	\$ 1,815.42	\$ 1,856.34
MGS-S Customer 5573	\$ 9,347.98	\$ 9,504.91	1.68%	\$ 36,771.26	\$ 36,928.19	0.43%	\$ 3,546.21	\$ 3,690.35
MGS-S Customer 5574	\$ 5,684.94	\$ 5,826.16	2.48%	\$ 18,812.24	\$ 18,953.46	0.75%	\$ 2,422.01	\$ 2,507.88
MGS-S Customer 5575	\$ 4,324.63	\$ 4,432.79	2.50%	\$ 10,892.51	\$ 11,000.67	0.99%	\$ 1,850.29	\$ 1,942.24
MGS-S Customer 5576	\$ 4,406.03	\$ 4,514.78	2.47%	\$ 12,972.26	\$ 13,081.01	0.84%	\$ 1,881.21	\$ 1,951.70
MGS-S Customer 5577	\$ 2,929.35	\$ 3,058.88	4.42%	\$ 3,916.59	\$ 4,046.12	3.31%	\$ 1,574.49	\$ 1,633.98
MGS-S Customer 5578	\$ 16,148.93	\$ 16,337.89	1.17%	\$ 54,166.74	\$ 54,355.70	0.35%	\$ 5,801.22	\$ 5,983.55
MGS-S Customer 5579	\$ 3,818.25	\$ 3,924.15	2.77%	\$ 13,514.89	\$ 13,620.79	0.78%	\$ 1,677.35	\$ 1,737.51
MGS-S Customer 5580	\$ 9,091.54	\$ 9,248.55	1.73%	\$ 25,481.52	\$ 25,638.53	0.62%	\$ 3,545.83	\$ 3,676.57
MGS-S Customer 5581	\$ 9,618.72	\$ 9,794.57	1.83%	\$ 18,023.96	\$ 18,199.81	0.98%	\$ 3,886.82	\$ 4,020.76
MGS-S Customer 5582	\$ 3,731.00	\$ 3,836.46	2.83%	\$ 12,688.01	\$ 12,793.47	0.83%	\$ 1,648.95	\$ 1,713.40
MGS-S Customer 5583	\$ 6,355.90	\$ 6,500.57	2.28%	\$ 17,567.45	\$ 17,712.12	0.82%	\$ 2,665.21	\$ 2,755.14
MGS-S Customer 5584	\$ 5,234.64	\$ 5,373.44	2.65%	\$ 19,595.30	\$ 19,734.10	0.71%	\$ 2,254.57	\$ 2,343.57
MGS-S Customer 5585	\$ 2,409.15	\$ 2,535.58	5.25%	\$ 7,363.62	\$ 7,490.05	1.72%	\$ 1,372.37	\$ 1,420.97
MGS-S Customer 5586	\$ 8,087.63	\$ 8,240.28	1.89%	\$ 24,164.98	\$ 24,317.63	0.63%	\$ 3,225.80	\$ 3,323.24
MGS-S Customer 5587	\$ 44,748.58	\$ 45,067.69	0.71%	\$ 127,989.66	\$ 128,308.77	0.25%	\$ 15,080.61	\$ 15,677.01
MGS-S Customer 5588	\$ 846.45	\$ 965.01	14.01%	\$ 7,974.56	\$ 8,093.12	1.49%	\$ 819.60	\$ 861.98
MGS-S Customer 5589	\$ 4,018.63	\$ 4,125.15	2.65%	\$ 14,957.89	\$ 15,064.41	0.71%	\$ 1,727.03	\$ 1,801.29
MGS-S Customer 5590	\$ 6,543.79	\$ 6,689.11	2.22%	\$ 18,202.34	\$ 18,347.66	0.80%	\$ 2,716.70	\$ 2,820.08
MGS-S Customer 5591	\$ 38,332.81	\$ 38,628.05	0.77%	\$ 69,197.71	\$ 69,492.95	0.43%	\$ 13,343.90	\$ 13,788.76
MGS-S Customer 5592	\$ 6,385.75	\$ 6,530.56	2.27%	\$ 17,553.42	\$ 17,698.23	0.82%	\$ 2,674.97	\$ 2,766.06
MGS-S Customer 5593	\$ 4,665.60	\$ 4,802.56	2.94%	\$ 10,663.41	\$ 10,800.37	1.28%	\$ 2,122.71	\$ 2,203.54
MGS-S Customer 5594	\$ 21,012.45	\$ 21,244.14	1.10%	\$ 64,825.71	\$ 65,057.40	0.36%	\$ 7,523.13	\$ 7,786.11
MGS-S Customer 5595	\$ 5,195.05	\$ 5,333.78	2.67%	\$ 18,842.25	\$ 18,980.98	0.74%	\$ 2,248.00	\$ 2,334.30
MGS-S Customer 5596	\$ 21,272.49	\$ 21,483.86	0.99%	\$ 65,360.62	\$ 65,571.99	0.32%	\$ 7,428.47	\$ 7,748.13
MGS-S Customer 5597	\$ 8,595.37	\$ 8,748.91	1.79%	\$ 35,690.37	\$ 35,843.91	0.43%	\$ 3,301.51	\$ 3,427.62

Internal Use

Customer	Delivery 1/24 Prices	Delivery 8/24 Prices	Delivery % Difference	Bundled 1/24 Prices	Bundled 8/24 Prices	Bundled % Difference	Distribution 8/24 Prices	Distribution 1/25 Prices
MGS-S Customer 5598	\$ 3,024.34	\$ 3,126.63	3.38%	\$ 9,938.55	\$ 10,040.84	1.03%	\$ 1,423.89	\$ 1,481.07
MGS-S Customer 5599	\$ 13,634.67	\$ 13,811.51	1.30%	\$ 49,215.80	\$ 49,392.64	0.36%	\$ 4,951.02	\$ 5,126.97
MGS-S Customer 5600	\$ 17,345.85	\$ 17,539.43	1.12%	\$ 62,018.37	\$ 62,211.95	0.31%	\$ 6,140.64	\$ 6,359.71
MGS-S Customer 5601	\$ 7,040.85	\$ 7,188.51	2.10%	\$ 19,710.41	\$ 19,858.07	0.75%	\$ 2,880.92	\$ 2,985.71
MGS-S Customer 5602	\$ 8,747.97	\$ 8,903.57	1.78%	\$ 27,094.14	\$ 27,249.74	0.57%	\$ 3,434.51	\$ 3,537.52
MGS-S Customer 5603	\$ 6,528.72	\$ 6,647.96	1.83%	\$ 14,111.71	\$ 14,230.95	0.84%	\$ 2,617.89	\$ 2,697.14
MGS-S Customer 5604	\$ 3,978.22	\$ 4,084.98	2.68%	\$ 9,966.55	\$ 10,073.31	1.07%	\$ 1,745.44	\$ 1,823.04
MGS-S Customer 5605	\$ 4,421.00	\$ 4,529.64	2.46%	\$ 14,198.31	\$ 14,306.95	0.77%	\$ 1,875.28	\$ 1,949.03
MGS-S Customer 5606	\$ 8,289.35	\$ 8,442.81	1.85%	\$ 19,473.48	\$ 19,626.94	0.79%	\$ 3,300.32	\$ 3,436.16
MGS-S Customer 5607	\$ 2,552.50	\$ 2,679.46	4.97%	\$ 6,690.10	\$ 6,817.06	1.90%	\$ 1,416.01	\$ 1,479.78
MGS-S Customer 5608	\$ 6,568.67	\$ 6,713.99	2.21%	\$ 20,947.50	\$ 21,092.82	0.69%	\$ 2,712.97	\$ 2,807.56
MGS-S Customer 5609	\$ 3,634.57	\$ 3,739.82	2.90%	\$ 9,789.73	\$ 9,894.98	1.08%	\$ 1,634.60	\$ 1,699.97
MGS-S Customer 5610	\$ 2,199.94	\$ 2,297.59	4.44%	\$ 13,458.11	\$ 13,555.76	0.73%	\$ 1,102.19	\$ 1,165.60
MGS-S Customer 5611	\$ 20,849.49	\$ 21,060.96	1.01%	\$ 55,704.48	\$ 55,915.95	0.38%	\$ 7,403.22	\$ 7,651.23
MGS-S Customer 5612	\$ 4,411.87	\$ 4,547.16	3.07%	\$ 13,970.71	\$ 14,106.00	0.97%	\$ 2,006.95	\$ 2,090.98
MGS-S Customer 5613	\$ 4,792.34	\$ 4,929.93	2.87%	\$ 12,140.41	\$ 12,278.00	1.13%	\$ 2,163.01	\$ 2,236.35
MGS-S Customer 5614	\$ 1,737.47	\$ 1,861.18	7.12%	\$ 2,575.59	\$ 2,699.30	4.80%	\$ 1,177.26	\$ 1,214.61
MGS-S Customer 5615	\$ 7,097.39	\$ 7,245.64	2.09%	\$ 19,586.64	\$ 19,734.89	0.76%	\$ 2,914.63	\$ 3,003.08
MGS-S Customer 5616	\$ 22,145.79	\$ 22,362.22	0.98%	\$ 77,033.48	\$ 77,249.91	0.28%	\$ 7,735.49	\$ 7,952.56
MGS-S Customer 5617	\$ 4,053.87	\$ 4,161.16	2.65%	\$ 10,531.36	\$ 10,638.65	1.02%	\$ 1,777.23	\$ 1,843.34
MGS-S Customer 5618	\$ 8,213.13	\$ 8,365.72	1.86%	\$ 27,784.21	\$ 27,936.80	0.55%	\$ 3,230.11	\$ 3,346.05
MGS-S Customer 5619	\$ 8,352.62	\$ 8,505.48	1.83%	\$ 28,216.22	\$ 28,369.08	0.54%	\$ 3,259.26	\$ 3,397.11
MGS-S Customer 5620	\$ 5,516.55	\$ 5,657.52	2.56%	\$ 12,003.87	\$ 12,144.84	1.17%	\$ 2,406.85	\$ 2,497.48
MGS-S Customer 5621	\$ 10,756.05	\$ 10,919.41	1.52%	\$ 43,650.27	\$ 43,813.63	0.37%	\$ 3,995.43	\$ 4,140.40
MGS-S Customer 5622	\$ 5,400.42	\$ 5,540.42	2.59%	\$ 16,013.23	\$ 16,153.23	0.87%	\$ 2,338.57	\$ 2,427.64
MGS-S Customer 5623	\$ 5,046.17	\$ 5,157.55	2.21%	\$ 18,220.20	\$ 18,331.58	0.61%	\$ 2,066.70	\$ 2,142.33
MGS-S Customer 5624	\$ 6,243.81	\$ 6,387.05	2.29%	\$ 20,769.01	\$ 20,912.25	0.69%	\$ 2,578.84	\$ 2,699.40
MGS-S Customer 5625	\$ 20,352.08	\$ 20,559.36	1.02%	\$ 79,037.90	\$ 79,245.18	0.26%	\$ 7,092.80	\$ 7,301.43
MGS-S Customer 5626	\$ 3,924.11	\$ 4,030.69	2.72%	\$ 11,046.28	\$ 11,152.86	0.96%	\$ 1,727.86	\$ 1,793.69
MGS-S Customer 5627	\$ 10,865.86	\$ 11,029.02	1.50%	\$ 48,348.91	\$ 48,512.07	0.34%	\$ 3,989.19	\$ 4,149.29
MGS-S Customer 5628	\$ 3,100.92	\$ 3,230.20	4.17%	\$ 7,938.84	\$ 8,068.12	1.63%	\$ 1,586.71	\$ 1,669.15
MGS-S Customer 5629	\$ 28,595.33	\$ 28,838.16	0.85%	\$ 124,887.61	\$ 125,130.44	0.19%	\$ 9,616.75	\$ 9,915.01
MGS-S Customer 5630	\$ 31,599.92	\$ 31,859.99	0.82%	\$ 105,217.72	\$ 105,477.79	0.25%	\$ 10,820.72	\$ 11,117.88
MGS-S Customer 5631	\$ 63,333.96	\$ 63,731.92	0.63%	\$ 259,191.03	\$ 259,588.99	0.15%	\$ 20,641.72	\$ 21,354.03
MGS-S Customer 5632	\$ 12,510.84	\$ 12,655.90	1.16%	\$ 44,123.71	\$ 44,268.77	0.33%	\$ 4,458.82	\$ 4,620.69
MGS-S Customer 5633	\$ 8,347.53	\$ 8,500.22	1.83%	\$ 26,629.72	\$ 26,782.41	0.57%	\$ 3,254.95	\$ 3,410.32
MGS-S Customer 5634	\$ 8,525.72	\$ 8,679.39	1.80%	\$ 31,625.26	\$ 31,778.93	0.49%	\$ 3,308.65	\$ 3,430.90
MGS-S Customer 5635	\$ 5,853.25	\$ 5,995.82	2.44%	\$ 14,971.49	\$ 15,114.06	0.95%	\$ 2,513.81	\$ 2,593.28
MGS-S Customer 5636	\$ 9,567.81	\$ 9,727.42	1.67%	\$ 23,667.95	\$ 23,827.56	0.67%	\$ 3,727.40	\$ 3,858.03
MGS-S Customer 5637	\$ 12,642.29	\$ 12,787.71	1.15%	\$ 44,129.81	\$ 44,275.23	0.33%	\$ 4,492.26	\$ 4,670.79

Internal Use

Customer	Delivery 1/24 Prices	Delivery 8/24 Prices	Delivery % Difference	Bundled 1/24 Prices	Bundled 8/24 Prices	Bundled % Difference	Distribution 8/24 Prices	Distribution 1/25 Prices
MGS-S Customer 5638	\$ 3,832.40	\$ 3,965.44	3.47%	\$ 11,177.27	\$ 11,310.31	1.19%	\$ 1,839.24	\$ 1,900.71
MGS-S Customer 5639	\$ 8,011.78	\$ 8,163.25	1.89%	\$ 28,757.49	\$ 28,908.96	0.53%	\$ 3,152.00	\$ 3,267.84
MGS-S Customer 5640	\$ 8,426.39	\$ 8,580.04	1.82%	\$ 28,568.79	\$ 28,722.44	0.54%	\$ 3,302.59	\$ 3,415.31
MGS-S Customer 5641	\$ 3,796.71	\$ 3,929.18	3.49%	\$ 11,463.00	\$ 11,595.47	1.16%	\$ 1,809.09	\$ 1,890.31
MGS-S Customer 5642	\$ 7,544.26	\$ 7,693.60	1.98%	\$ 27,278.97	\$ 27,428.31	0.55%	\$ 3,000.95	\$ 3,111.66
MGS-S Customer 5643	\$ 5,363.80	\$ 5,477.95	2.13%	\$ 8,339.23	\$ 8,453.38	1.37%	\$ 2,256.39	\$ 2,322.74
MGS-S Customer 5644	\$ 3,814.28	\$ 3,947.20	3.48%	\$ 11,016.20	\$ 11,149.12	1.21%	\$ 1,832.15	\$ 1,895.93
MGS-S Customer 5645	\$ 5,650.50	\$ 5,764.97	2.03%	\$ 13,836.35	\$ 13,950.82	0.83%	\$ 2,293.74	\$ 2,392.29
MGS-S Customer 5646	\$ 3,616.10	\$ 3,721.28	2.91%	\$ 10,455.69	\$ 10,560.87	1.01%	\$ 1,627.33	\$ 1,687.62
MGS-S Customer 5647	\$ 11,494.45	\$ 11,661.66	1.45%	\$ 41,541.22	\$ 41,708.43	0.40%	\$ 4,267.18	\$ 4,418.07
MGS-S Customer 5648	\$ 6,634.70	\$ 6,780.43	2.20%	\$ 19,137.09	\$ 19,282.82	0.76%	\$ 2,744.25	\$ 2,845.11
MGS-S Customer 5649	\$ 4,883.46	\$ 4,993.93	2.26%	\$ 18,955.26	\$ 19,065.73	0.58%	\$ 2,003.63	\$ 2,079.58
MGS-S Customer 5650	\$ 12,086.30	\$ 12,255.34	1.40%	\$ 51,054.78	\$ 51,223.82	0.33%	\$ 4,400.35	\$ 4,562.78
MGS-S Customer 5651	\$ 3,539.78	\$ 3,645.00	2.97%	\$ 8,878.06	\$ 8,983.28	1.19%	\$ 1,623.39	\$ 1,668.48
MGS-S Customer 5652	\$ 13,248.41	\$ 13,423.79	1.32%	\$ 47,792.60	\$ 47,967.98	0.37%	\$ 4,839.99	\$ 4,995.96
MGS-S Customer 5653	\$ 6,144.12	\$ 6,260.28	1.89%	\$ 22,671.67	\$ 22,787.83	0.51%	\$ 2,409.79	\$ 2,503.48
MGS-S Customer 5654	\$ 47,585.55	\$ 47,976.66	0.82%	\$ 170,990.31	\$ 171,381.42	0.23%	\$ 16,273.10	\$ 16,756.15
MGS-S Customer 5655	\$ 5,095.06	\$ 5,207.64	2.21%	\$ 13,797.38	\$ 13,909.96	0.82%	\$ 2,137.87	\$ 2,184.74
MGS-S Customer 5656	\$ 17,543.08	\$ 17,737.58	1.11%	\$ 62,860.05	\$ 63,054.55	0.31%	\$ 6,204.52	\$ 6,423.59
MGS-S Customer 5657	\$ 5,703.65	\$ 5,844.90	2.48%	\$ 16,371.31	\$ 16,512.56	0.86%	\$ 2,432.22	\$ 2,535.55
MGS-S Customer 5658	\$ 4,227.04	\$ 4,335.19	2.56%	\$ 12,024.16	\$ 12,132.31	0.90%	\$ 1,833.80	\$ 1,892.49
MGS-S Customer 5659	\$ 2,854.89	\$ 2,983.11	4.49%	\$ 8,521.45	\$ 8,649.67	1.50%	\$ 1,506.57	\$ 1,574.86
MGS-S Customer 5660	\$ 6,616.75	\$ 6,736.07	1.80%	\$ 13,964.25	\$ 14,083.57	0.85%	\$ 2,633.66	\$ 2,733.88
MGS-S Customer 5661	\$ 8,370.74	\$ 8,524.83	1.84%	\$ 21,631.04	\$ 21,785.13	0.71%	\$ 3,332.97	\$ 3,444.45
MGS-S Customer 5662	\$ 10,866.74	\$ 11,030.31	1.51%	\$ 47,531.67	\$ 47,695.24	0.34%	\$ 4,009.23	\$ 4,151.55
MGS-S Customer 5663	\$ 5,880.07	\$ 6,022.33	2.42%	\$ 16,277.95	\$ 16,420.21	0.87%	\$ 2,500.10	\$ 2,597.37
MGS-S Customer 5664	\$ 5,850.52	\$ 5,965.82	1.97%	\$ 16,152.76	\$ 16,268.06	0.71%	\$ 2,350.16	\$ 2,446.17
MGS-S Customer 5665	\$ 5,272.52	\$ 5,411.52	2.64%	\$ 19,034.44	\$ 19,173.44	0.73%	\$ 2,269.85	\$ 2,361.53
MGS-S Customer 5666	\$ 4,644.01	\$ 4,781.07	2.95%	\$ 9,612.19	\$ 9,749.25	1.43%	\$ 2,126.97	\$ 2,202.11
MGS-S Customer 5667	\$ 6,350.13	\$ 6,467.49	1.85%	\$ 22,062.30	\$ 22,179.66	0.53%	\$ 2,490.66	\$ 2,579.74
MGS-S Customer 5668	\$ 46,667.13	\$ 46,990.63	0.69%	\$ 196,238.27	\$ 196,561.77	0.16%	\$ 15,346.55	\$ 15,854.00
MGS-S Customer 5669	\$ 2,673.12	\$ 2,774.01	3.77%	\$ 6,568.83	\$ 6,669.72	1.54%	\$ 1,325.36	\$ 1,380.02
MGS-S Customer 5670	\$ 4,643.84	\$ 4,780.38	2.94%	\$ 14,455.78	\$ 14,592.32	0.94%	\$ 2,091.12	\$ 2,168.18
MGS-S Customer 5671	\$ 3,719.00	\$ 3,824.45	2.84%	\$ 12,364.76	\$ 12,470.21	0.85%	\$ 1,647.61	\$ 1,711.26
MGS-S Customer 5672	\$ 4,932.57	\$ 5,070.63	2.80%	\$ 11,042.13	\$ 11,180.19	1.25%	\$ 2,204.85	\$ 2,298.07
MGS-S Customer 5673	\$ 4,046.88	\$ 4,181.37	3.32%	\$ 8,236.13	\$ 8,370.62	1.63%	\$ 1,939.51	\$ 1,996.50
MGS-S Customer 5674	\$ 8,132.19	\$ 8,257.46	1.54%	\$ 22,520.27	\$ 22,645.54	0.56%	\$ 3,071.03	\$ 3,220.55
MGS-S Customer 5675	\$ 8,641.61	\$ 8,797.33	1.80%	\$ 13,054.47	\$ 13,210.19	1.19%	\$ 3,462.55	\$ 3,608.52
MGS-S Customer 5676	\$ 8,835.18	\$ 8,990.46	1.76%	\$ 24,864.09	\$ 25,019.37	0.62%	\$ 3,437.66	\$ 3,596.17
MGS-S Customer 5677	\$ 5,299.60	\$ 5,439.46	2.64%	\$ 12,058.98	\$ 12,198.84	1.16%	\$ 2,329.40	\$ 2,420.34

Customer	Delivery 1/24 Prices	Delivery 8/24 Prices	Delivery % Difference	Bundled 1/24 Prices	Bundled 8/24 Prices	Bundled % Difference	Distribution 8/24 Prices	Distribution 1/25 Prices
MGS-S Customer 5678	\$ 3,664.03	\$ 3,796.13	3.61%	\$ 10,836.02	\$ 10,968.12	1.22%	\$ 1,777.18	\$ 1,844.84
MGS-S Customer 5679	\$ 9,665.19	\$ 9,824.02	1.64%	\$ 36,750.25	\$ 36,909.08	0.43%	\$ 3,671.57	\$ 3,799.26
MGS-S Customer 5680	\$ 9,021.82	\$ 9,181.30	1.77%	\$ 23,706.99	\$ 23,866.47	0.67%	\$ 3,551.68	\$ 3,682.11
MGS-S Customer 5681	\$ 20,256.94	\$ 20,463.95	1.02%	\$ 60,994.22	\$ 61,201.23	0.34%	\$ 7,096.15	\$ 7,424.76
MGS-S Customer 5682	\$ 569.61	\$ 660.86	16.02%	\$ 614.52	\$ 705.77	14.85%	\$ 640.78	\$ 672.38
MGS-S Customer 5683	\$ 4,466.55	\$ 4,602.70	3.05%	\$ 8,839.65	\$ 8,975.80	1.54%	\$ 2,065.69	\$ 2,145.82
MGS-S Customer 5684	\$ 14,808.03	\$ 14,990.80	1.23%	\$ 45,348.42	\$ 45,531.19	0.40%	\$ 5,375.87	\$ 5,574.76
MGS-S Customer 5685	\$ 4,374.50	\$ 4,509.65	3.09%	\$ 14,827.68	\$ 14,962.83	0.91%	\$ 1,993.84	\$ 2,069.98
MGS-S Customer 5686	\$ 6,790.01	\$ 6,936.64	2.16%	\$ 19,441.28	\$ 19,587.91	0.75%	\$ 2,803.28	\$ 2,896.24
MGS-S Customer 5687	\$ 7,569.43	\$ 7,719.53	1.98%	\$ 21,897.29	\$ 22,047.39	0.69%	\$ 3,051.69	\$ 3,157.64
MGS-S Customer 5688	\$ 11,257.18	\$ 11,424.77	1.49%	\$ 27,491.76	\$ 27,659.35	0.61%	\$ 4,289.82	\$ 4,431.53
MGS-S Customer 5689	\$ 4,325.25	\$ 4,460.15	3.12%	\$ 13,250.96	\$ 13,385.86	1.02%	\$ 1,980.44	\$ 2,065.66
MGS-S Customer 5690	\$ 8,210.71	\$ 8,363.64	1.86%	\$ 24,943.71	\$ 25,096.64	0.61%	\$ 3,252.56	\$ 3,364.41
MGS-S Customer 5691	\$ 4,628.93	\$ 4,765.89	2.96%	\$ 11,137.39	\$ 11,274.35	1.23%	\$ 2,116.62	\$ 2,184.38
MGS-S Customer 5692	\$ 5,725.53	\$ 5,866.88	2.47%	\$ 18,682.80	\$ 18,824.15	0.76%	\$ 2,433.65	\$ 2,524.17
MGS-S Customer 5693	\$ 3,605.62	\$ 3,737.36	3.65%	\$ 10,922.04	\$ 11,053.78	1.21%	\$ 1,753.16	\$ 1,824.30
MGS-S Customer 5694	\$ 21,749.57	\$ 21,964.04	0.99%	\$ 94,850.89	\$ 95,065.36	0.23%	\$ 7,462.62	\$ 7,708.11
MGS-S Customer 5695	\$ 4,353.64	\$ 4,462.47	2.50%	\$ 9,609.31	\$ 9,718.14	1.13%	\$ 1,886.75	\$ 1,956.88
MGS-S Customer 5696	\$ 5,128.24	\$ 5,240.36	2.19%	\$ 13,538.05	\$ 13,650.17	0.83%	\$ 2,122.59	\$ 2,206.27
MGS-S Customer 5697	\$ 11,979.62	\$ 12,148.54	1.41%	\$ 40,792.35	\$ 40,961.27	0.41%	\$ 4,407.61	\$ 4,605.26
MGS-S Customer 5698	\$ 4,258.30	\$ 4,366.40	2.54%	\$ 10,200.01	\$ 10,308.11	1.06%	\$ 1,840.76	\$ 1,921.16
MGS-S Customer 5699	\$ 3,623.70	\$ 3,756.09	3.65%	\$ 4,615.51	\$ 4,747.90	2.87%	\$ 1,800.69	\$ 1,876.31
MGS-S Customer 5700	\$ 4,626.02	\$ 4,735.45	2.37%	\$ 16,262.63	\$ 16,372.06	0.67%	\$ 1,930.99	\$ 2,007.64
MGS-S Customer 5701	\$ 3,113.89	\$ 3,240.54	4.07%	\$ 36,758.37	\$ 36,885.02	0.34%	\$ 1,397.09	\$ 1,467.04
MGS-S Customer 5702	\$ 4,699.77	\$ 4,836.46	2.91%	\$ 12,981.60	\$ 13,118.29	1.05%	\$ 2,108.99	\$ 2,201.83
MGS-S Customer 5703	\$ 3,114.46	\$ 3,217.35	3.30%	\$ 9,745.18	\$ 9,848.07	1.06%	\$ 1,462.51	\$ 1,512.88
MGS-S Customer 5704	\$ 4,386.15	\$ 4,521.85	3.09%	\$ 10,459.26	\$ 10,594.96	1.30%	\$ 2,031.02	\$ 2,104.44
MGS-S Customer 5705	\$ 4,751.12	\$ 4,861.24	2.32%	\$ 14,637.10	\$ 14,747.22	0.75%	\$ 1,982.39	\$ 2,064.65
MGS-S Customer 5706	\$ 64,606.84	\$ 65,217.64	0.95%	\$ 117,808.00	\$ 118,418.80	0.52%	\$ 23,467.92	\$ 24,056.02
MGS-S Customer 5707	\$ 24,080.89	\$ 24,304.36	0.93%	\$ 70,289.12	\$ 70,512.59	0.32%	\$ 8,315.88	\$ 8,727.50
MGS-S Customer 5708	\$ 6,003.43	\$ 6,119.43	1.93%	\$ 17,462.02	\$ 17,578.02	0.66%	\$ 2,398.10	\$ 2,490.20
MGS-S Customer 5709	\$ 1,006.66	\$ 1,126.58	11.91%	\$ 1,421.78	\$ 1,541.70	8.43%	\$ 917.68	\$ 966.49
MGS-S Customer 5710	\$ 5,161.24	\$ 5,273.32	2.17%	\$ 14,152.31	\$ 14,264.39	0.79%	\$ 2,123.50	\$ 2,215.38
MGS-S Customer 5711	\$ 2,557.41	\$ 2,684.68	4.98%	\$ 6,898.29	\$ 7,025.56	1.84%	\$ 1,429.86	\$ 1,476.30
MGS-S Customer 5712	\$ 3,691.92	\$ 3,796.96	2.85%	\$ 13,783.12	\$ 13,888.16	0.76%	\$ 1,622.36	\$ 1,693.18
MGS-S Customer 5713	\$ 18,876.04	\$ 19,141.67	1.41%	\$ 42,144.69	\$ 42,410.32	0.63%	\$ 7,272.30	\$ 7,446.01
MGS-S Customer 5714	\$ 6,598.35	\$ 6,744.23	2.21%	\$ 13,956.93	\$ 14,102.81	1.05%	\$ 2,759.42	\$ 2,871.28
MGS-S Customer 5715	\$ 5,683.99	\$ 5,825.74	2.49%	\$ 14,530.51	\$ 14,672.26	0.98%	\$ 2,456.49	\$ 2,536.61
MGS-S Customer 5716	\$ 4,637.30	\$ 4,773.23	2.93%	\$ 16,453.08	\$ 16,589.01	0.83%	\$ 2,058.34	\$ 2,156.22
MGS-S Customer 5717	\$ 5,791.93	\$ 5,905.77	1.97%	\$ 28,841.54	\$ 28,955.38	0.39%	\$ 2,245.44	\$ 2,333.99

Internal Use

Customer	Delivery 1/24 Prices	Delivery 8/24 Prices	Delivery % Difference	Bundled 1/24 Prices	Bundled 8/24 Prices	Bundled % Difference	Distribution 8/24 Prices	Distribution 1/25 Prices
MGS-S Customer 5718	\$ 7,772.79	\$ 7,923.64	1.94%	\$ 20,464.74	\$ 20,615.59	0.74%	\$ 3,115.32	\$ 3,244.89
MGS-S Customer 5719	\$ 701.04	\$ 819.60	16.91%	\$ 701.04	\$ 819.60	16.91%	\$ 819.60	\$ 861.98
MGS-S Customer 5720	\$ 5,056.50	\$ 5,168.56	2.22%	\$ 10,880.40	\$ 10,992.46	1.03%	\$ 2,117.44	\$ 2,199.28
MGS-S Customer 5721	\$ 3,942.15	\$ 4,075.53	3.38%	\$ 10,715.70	\$ 10,849.08	1.24%	\$ 1,869.93	\$ 1,945.98
MGS-S Customer 5722	\$ 538.56	\$ 629.64	16.91%	\$ 538.56	\$ 629.64	16.91%	\$ 629.64	\$ 662.11
MGS-S Customer 5723	\$ 39,072.60	\$ 39,389.46	0.81%	\$ 154,698.29	\$ 155,015.15	0.20%	\$ 13,242.62	\$ 13,591.99
MGS-S Customer 5724	\$ 10,970.37	\$ 11,138.81	1.54%	\$ 12,876.29	\$ 13,044.73	1.31%	\$ 4,328.09	\$ 4,423.42
MGS-S Customer 5725	\$ 11,587.21	\$ 11,755.11	1.45%	\$ 37,125.14	\$ 37,293.04	0.45%	\$ 4,321.39	\$ 4,484.90
MGS-S Customer 5726	\$ 7,293.37	\$ 7,416.40	1.69%	\$ 18,500.35	\$ 18,623.38	0.67%	\$ 2,873.31	\$ 2,932.49
MGS-S Customer 5727	\$ 4,557.38	\$ 4,667.96	2.43%	\$ 10,357.18	\$ 10,467.76	1.07%	\$ 1,988.44	\$ 2,014.13
MGS-S Customer 5728	\$ 4,200.24	\$ 4,334.80	3.20%	\$ 11,180.15	\$ 11,314.71	1.20%	\$ 1,954.42	\$ 2,035.07
MGS-S Customer 5729	\$ 12,378.74	\$ 12,550.31	1.39%	\$ 27,488.97	\$ 27,660.54	0.62%	\$ 4,611.41	\$ 4,849.48
MGS-S Customer 5730	\$ 3,847.45	\$ 3,980.13	3.45%	\$ 12,659.46	\$ 12,792.14	1.05%	\$ 1,821.94	\$ 1,898.88
MGS-S Customer 5731	\$ 3,992.53	\$ 4,126.45	3.35%	\$ 9,856.77	\$ 9,990.69	1.36%	\$ 1,902.63	\$ 1,967.48
MGS-S Customer 5732	\$ 3,120.16	\$ 3,249.80	4.15%	\$ 8,031.33	\$ 8,160.97	1.61%	\$ 1,604.92	\$ 1,671.99
MGS-S Customer 5733	\$ 6,210.99	\$ 6,354.86	2.32%	\$ 20,023.18	\$ 20,167.05	0.72%	\$ 2,604.46	\$ 2,684.26
MGS-S Customer 5734	\$ 5,307.02	\$ 5,447.21	2.64%	\$ 11,211.71	\$ 11,351.90	1.25%	\$ 2,347.17	\$ 2,426.44
MGS-S Customer 5735	\$ 21,064.35	\$ 21,274.27	1.00%	\$ 79,009.74	\$ 79,219.66	0.27%	\$ 7,302.05	\$ 7,565.72
MGS-S Customer 5736	\$ 4,927.62	\$ 5,039.27	2.27%	\$ 11,574.22	\$ 11,685.87	0.96%	\$ 2,081.07	\$ 2,144.83
MGS-S Customer 5737	\$ 25,307.90	\$ 25,557.40	0.99%	\$ 93,866.10	\$ 94,115.60	0.27%	\$ 8,844.76	\$ 9,087.95
MGS-S Customer 5738	\$ 6,216.97	\$ 6,360.81	2.31%	\$ 19,298.22	\$ 19,442.06	0.75%	\$ 2,606.17	\$ 2,693.04
MGS-S Customer 5739	\$ 5,881.00	\$ 6,022.84	2.41%	\$ 20,317.19	\$ 20,459.03	0.70%	\$ 2,470.86	\$ 2,569.38
MGS-S Customer 5740	\$ 9,640.04	\$ 9,800.58	1.67%	\$ 14,475.11	\$ 14,635.65	1.11%	\$ 3,802.11	\$ 3,953.06
MGS-S Customer 5741	\$ 13,558.72	\$ 13,746.95	1.39%	\$ 48,943.89	\$ 49,132.12	0.38%	\$ 5,006.33	\$ 5,180.51
MGS-S Customer 5742	\$ 6,586.70	\$ 6,731.85	2.20%	\$ 18,780.92	\$ 18,926.07	0.77%	\$ 2,713.29	\$ 2,835.17
MGS-S Customer 5743	\$ 5,931.90	\$ 6,047.18	1.94%	\$ 12,106.02	\$ 12,221.30	0.95%	\$ 2,370.30	\$ 2,513.91
MGS-S Customer 5744	\$ 4,770.06	\$ 4,907.11	2.87%	\$ 14,001.88	\$ 14,138.93	0.98%	\$ 2,131.11	\$ 2,218.27
MGS-S Customer 5745	\$ 4,604.63	\$ 4,741.18	2.97%	\$ 11,392.12	\$ 11,528.67	1.20%	\$ 2,094.66	\$ 2,177.16
MGS-S Customer 5746	\$ 13,676.49	\$ 13,853.25	1.29%	\$ 53,147.73	\$ 53,324.49	0.33%	\$ 4,942.75	\$ 5,112.63
MGS-S Customer 5747	\$ 3,665.30	\$ 3,797.49	3.61%	\$ 8,766.03	\$ 8,898.22	1.51%	\$ 1,786.70	\$ 1,861.48
MGS-S Customer 5748	\$ 2,877.18	\$ 3,006.07	4.48%	\$ 5,601.23	\$ 5,730.12	2.30%	\$ 1,546.41	\$ 1,600.32
MGS-S Customer 5749	\$ 5,712.97	\$ 5,854.69	2.48%	\$ 14,399.87	\$ 14,541.59	0.98%	\$ 2,459.66	\$ 2,550.00
MGS-S Customer 5750	\$ 3,684.16	\$ 3,815.88	3.58%	\$ 9,221.95	\$ 9,353.67	1.43%	\$ 1,766.92	\$ 1,871.33
MGS-S Customer 5751	\$ 4,294.49	\$ 4,429.16	3.14%	\$ 15,427.88	\$ 15,562.55	0.87%	\$ 1,960.97	\$ 2,037.48
MGS-S Customer 5752	\$ 10,223.33	\$ 10,357.90	1.32%	\$ 40,270.10	\$ 40,404.67	0.33%	\$ 3,708.32	\$ 3,829.13
MGS-S Customer 5753	\$ 4,152.74	\$ 4,260.12	2.59%	\$ 13,614.34	\$ 13,721.72	0.79%	\$ 1,785.96	\$ 1,857.76
MGS-S Customer 5754	\$ 2,971.53	\$ 3,100.39	4.34%	\$ 8,163.79	\$ 8,292.65	1.58%	\$ 1,550.61	\$ 1,618.63
MGS-S Customer 5755	\$ 3,865.03	\$ 3,971.43	2.75%	\$ 10,932.69	\$ 11,039.09	0.97%	\$ 1,711.93	\$ 1,772.43
MGS-S Customer 5756	\$ 35,394.95	\$ 35,663.07	0.76%	\$ 195,373.22	\$ 195,641.34	0.14%	\$ 11,435.27	\$ 11,848.50
MGS-S Customer 5757	\$ 9,089.71	\$ 9,246.93	1.73%	\$ 27,600.42	\$ 27,757.64	0.57%	\$ 3,549.15	\$ 3,655.70

Customer	Delivery 1/24 Prices	Delivery 8/24 Prices	Delivery % Difference	Bundled 1/24 Prices	Bundled 8/24 Prices	Bundled % Difference	Distribution 8/24 Prices	Distribution 1/25 Prices
MGS-S Customer 5758	\$ 14,469.79	\$ 14,652.04	1.26%	\$ 30,482.24	\$ 30,664.49	0.60%	\$ 5,347.69	\$ 5,563.99
MGS-S Customer 5759	\$ 18,871.17	\$ 19,070.97	1.06%	\$ 76,441.78	\$ 76,641.58	0.26%	\$ 6,575.99	\$ 6,798.43
MGS-S Customer 5760	\$ 5,306.46	\$ 5,419.00	2.12%	\$ 17,413.27	\$ 17,525.81	0.65%	\$ 2,154.22	\$ 2,243.05
MGS-S Customer 5761	\$ 4,296.17	\$ 4,404.52	2.52%	\$ 10,721.10	\$ 10,829.45	1.01%	\$ 1,854.91	\$ 1,929.66
MGS-S Customer 5762	\$ 7,584.97	\$ 7,708.59	1.63%	\$ 18,275.25	\$ 18,398.87	0.68%	\$ 2,938.11	\$ 3,048.36
MGS-S Customer 5763	\$ 3,875.46	\$ 4,008.60	3.44%	\$ 9,796.03	\$ 9,929.17	1.36%	\$ 1,852.84	\$ 1,928.88
MGS-S Customer 5764	\$ 6,396.55	\$ 6,541.07	2.26%	\$ 19,382.84	\$ 19,527.36	0.75%	\$ 2,659.41	\$ 2,758.71
MGS-S Customer 5765	\$ 4,555.75	\$ 4,692.01	2.99%	\$ 10,500.89	\$ 10,637.15	1.30%	\$ 2,077.82	\$ 2,167.77
MGS-S Customer 5766	\$ 4,482.71	\$ 4,618.12	3.02%	\$ 15,090.95	\$ 15,226.36	0.90%	\$ 2,018.70	\$ 2,109.62
MGS-S Customer 5767	\$ 6,371.56	\$ 6,488.49	1.84%	\$ 24,271.42	\$ 24,388.35	0.48%	\$ 2,469.20	\$ 2,575.38
MGS-S Customer 5768	\$ 3,603.05	\$ 3,734.34	3.64%	\$ 14,553.39	\$ 14,684.68	0.90%	\$ 1,723.59	\$ 1,798.50
MGS-S Customer 5769	\$ 3,271.17	\$ 3,401.21	3.98%	\$ 10,955.52	\$ 11,085.56	1.19%	\$ 1,634.56	\$ 1,705.63
MGS-S Customer 5770	\$ 4,108.26	\$ 4,215.68	2.61%	\$ 11,702.45	\$ 11,809.87	0.92%	\$ 1,787.13	\$ 1,854.61
MGS-S Customer 5771	\$ 4,506.76	\$ 4,616.01	2.42%	\$ 14,438.44	\$ 14,547.69	0.76%	\$ 1,912.46	\$ 1,975.35
MGS-S Customer 5772	\$ 18,980.68	\$ 19,180.38	1.05%	\$ 82,182.20	\$ 82,381.90	0.24%	\$ 6,570.94	\$ 6,797.44
MGS-S Customer 5773	\$ 4,329.22	\$ 4,464.72	3.13%	\$ 8,843.78	\$ 8,979.28	1.53%	\$ 2,018.76	\$ 2,096.70
MGS-S Customer 5774	\$ 4,271.55	\$ 4,406.28	3.15%	\$ 10,366.49	\$ 10,501.22	1.30%	\$ 1,973.51	\$ 2,069.37
MGS-S Customer 5775	\$ 3,015.75	\$ 3,118.74	3.42%	\$ 7,444.61	\$ 7,547.60	1.38%	\$ 1,460.32	\$ 1,489.68
MGS-S Customer 5776	\$ 3,321.23	\$ 3,424.48	3.11%	\$ 14,633.90	\$ 14,737.15	0.71%	\$ 1,492.76	\$ 1,553.79
MGS-S Customer 5777	\$ 16,360.88	\$ 16,550.00	1.16%	\$ 62,779.35	\$ 62,968.47	0.30%	\$ 5,813.11	\$ 5,998.24
MGS-S Customer 5778	\$ 2,577.25	\$ 2,678.00	3.91%	\$ 5,976.25	\$ 6,077.00	1.69%	\$ 1,307.98	\$ 1,346.87
MGS-S Customer 5779	\$ 4,498.48	\$ 4,634.35	3.02%	\$ 13,309.81	\$ 13,445.68	1.02%	\$ 2,045.63	\$ 2,125.41
MGS-S Customer 5780	\$ 5,424.65	\$ 5,564.61	2.58%	\$ 17,422.11	\$ 17,562.07	0.80%	\$ 2,336.36	\$ 2,426.47
MGS-S Customer 5781	\$ 1,816.15	\$ 1,913.01	5.33%	\$ 4,997.94	\$ 5,094.80	1.94%	\$ 1,039.86	\$ 1,085.83
MGS-S Customer 5782	\$ 7,151.80	\$ 7,329.14	2.48%	\$ 13,852.22	\$ 14,029.56	1.28%	\$ 3,168.45	\$ 3,250.89
MGS-S Customer 5783	\$ 44,441.19	\$ 44,754.16	0.70%	\$ 184,601.57	\$ 184,914.54	0.17%	\$ 14,622.53	\$ 15,153.23
MGS-S Customer 5784	\$ 4,508.25	\$ 4,618.25	2.44%	\$ 11,197.59	\$ 11,307.59	0.98%	\$ 1,954.16	\$ 1,993.80
MGS-S Customer 5785	\$ 9,383.38	\$ 9,541.16	1.68%	\$ 35,051.57	\$ 35,209.35	0.45%	\$ 3,592.72	\$ 3,709.05
MGS-S Customer 5786	\$ 4,178.52	\$ 4,312.61	3.21%	\$ 13,840.66	\$ 13,974.75	0.97%	\$ 1,924.07	\$ 2,009.60
MGS-S Customer 5787	\$ 3,955.05	\$ 4,062.79	2.72%	\$ 8,569.13	\$ 8,676.87	1.26%	\$ 1,789.29	\$ 1,813.12
MGS-S Customer 5788	\$ 10,678.77	\$ 10,842.54	1.53%	\$ 33,504.54	\$ 33,668.31	0.49%	\$ 4,030.24	\$ 4,187.52
MGS-S Customer 5789	\$ 4,792.61	\$ 4,929.98	2.87%	\$ 12,864.65	\$ 13,002.02	1.07%	\$ 2,151.69	\$ 2,233.05
MGS-S Customer 5790	\$ 3,889.17	\$ 3,995.09	2.72%	\$ 15,597.54	\$ 15,703.46	0.68%	\$ 1,681.81	\$ 1,749.51
MGS-S Customer 5791	\$ 6,109.55	\$ 6,252.69	2.34%	\$ 19,074.59	\$ 19,217.73	0.75%	\$ 2,561.81	\$ 2,658.76
MGS-S Customer 5792	\$ 13,566.20	\$ 13,741.95	1.30%	\$ 57,448.02	\$ 57,623.77	0.31%	\$ 4,872.91	\$ 5,043.23
MGS-S Customer 5793	\$ 13,126.68	\$ 13,301.45	1.33%	\$ 48,822.19	\$ 48,996.96	0.36%	\$ 4,794.80	\$ 4,944.13
MGS-S Customer 5794	\$ 5,178.26	\$ 5,317.31	2.69%	\$ 14,397.17	\$ 14,536.22	0.97%	\$ 2,271.71	\$ 2,360.32
MGS-S Customer 5795	\$ 4,119.45	\$ 4,253.81	3.26%	\$ 9,654.38	\$ 9,788.74	1.39%	\$ 1,939.17	\$ 2,016.56
MGS-S Customer 5796	\$ 12,273.78	\$ 12,444.91	1.39%	\$ 38,362.46	\$ 38,533.59	0.45%	\$ 4,550.26	\$ 4,720.75
MGS-S Customer 5797	\$ 13,053.26	\$ 13,228.22	1.34%	\$ 46,866.16	\$ 47,041.12	0.37%	\$ 4,798.60	\$ 4,927.59

Customer	Delivery 1/24 Prices	Delivery 8/24 Prices	Delivery % Difference	Bundled 1/24 Prices	Bundled 8/24 Prices	Bundled % Difference	Distribution 8/24 Prices	Distribution 1/25 Prices
MGS-S Customer 5798	\$ 6,111.79	\$ 6,254.91	2.34%	\$ 17,894.20	\$ 18,037.32	0.80%	\$ 2,564.26	\$ 2,669.76
MGS-S Customer 5799	\$ 3,688.15	\$ 3,793.83	2.87%	\$ 9,637.86	\$ 9,743.54	1.10%	\$ 1,660.65	\$ 1,718.36
MGS-S Customer 5800	\$ 4,690.42	\$ 4,826.57	2.90%	\$ 19,536.24	\$ 19,672.39	0.70%	\$ 2,066.86	\$ 2,150.03
MGS-S Customer 5801	\$ 15,066.43	\$ 15,251.18	1.23%	\$ 40,535.80	\$ 40,720.55	0.46%	\$ 5,509.39	\$ 5,698.14
MGS-S Customer 5802	\$ 2,724.54	\$ 2,826.26	3.73%	\$ 5,567.42	\$ 5,669.14	1.83%	\$ 1,371.38	\$ 1,399.61
MGS-S Customer 5803	\$ 3,681.75	\$ 3,787.11	2.86%	\$ 10,499.29	\$ 10,604.65	1.00%	\$ 1,643.75	\$ 1,712.34
MGS-S Customer 5804	\$ 4,164.86	\$ 4,299.47	3.23%	\$ 8,214.36	\$ 8,348.97	1.64%	\$ 1,959.92	\$ 2,044.36
MGS-S Customer 5805	\$ 8,283.93	\$ 8,437.08	1.85%	\$ 25,011.67	\$ 25,164.82	0.61%	\$ 3,271.42	\$ 3,391.68
MGS-S Customer 5806	\$ 5,948.60	\$ 6,090.82	2.39%	\$ 20,222.99	\$ 20,365.21	0.70%	\$ 2,496.82	\$ 2,593.61
MGS-S Customer 5807	\$ 6,507.57	\$ 6,653.57	2.24%	\$ 9,898.92	\$ 10,044.92	1.47%	\$ 2,763.49	\$ 2,865.80
MGS-S Customer 5808	\$ 6,520.02	\$ 6,665.31	2.23%	\$ 18,344.02	\$ 18,489.31	0.79%	\$ 2,711.56	\$ 2,809.48
MGS-S Customer 5809	\$ 5,205.83	\$ 5,317.84	2.15%	\$ 20,184.77	\$ 20,296.78	0.55%	\$ 2,110.55	\$ 2,184.61
MGS-S Customer 5810	\$ 3,521.10	\$ 3,626.76	3.00%	\$ 8,292.07	\$ 8,397.73	1.27%	\$ 1,641.65	\$ 1,660.31
MGS-S Customer 5811	\$ 4,107.50	\$ 4,241.22	3.26%	\$ 13,693.08	\$ 13,826.80	0.98%	\$ 1,898.74	\$ 1,985.84
MGS-S Customer 5812	\$ 7,074.03	\$ 7,221.34	2.08%	\$ 23,601.13	\$ 23,748.44	0.62%	\$ 2,859.77	\$ 2,971.39
MGS-S Customer 5813	\$ 9,456.06	\$ 9,614.62	1.68%	\$ 26,321.38	\$ 26,479.94	0.60%	\$ 3,659.12	\$ 3,802.41
MGS-S Customer 5814	\$ 10,079.46	\$ 10,239.85	1.59%	\$ 37,308.49	\$ 37,468.88	0.43%	\$ 3,792.77	\$ 3,947.93
MGS-S Customer 5815	\$ 8,498.42	\$ 8,652.67	1.82%	\$ 24,204.42	\$ 24,358.67	0.64%	\$ 3,349.74	\$ 3,474.26
MGS-S Customer 5816	\$ 5,069.84	\$ 5,207.88	2.72%	\$ 15,828.91	\$ 15,966.95	0.87%	\$ 2,209.45	\$ 2,315.57
MGS-S Customer 5817	\$ 15,766.21	\$ 15,952.20	1.18%	\$ 61,325.42	\$ 61,511.41	0.30%	\$ 5,601.17	\$ 5,801.18
MGS-S Customer 5818	\$ 3,015.50	\$ 3,117.70	3.39%	\$ 7,916.73	\$ 8,018.93	1.29%	\$ 1,424.09	\$ 1,495.28
MGS-S Customer 5819	\$ 22,275.68	\$ 22,498.87	1.00%	\$ 80,138.80	\$ 80,361.99	0.28%	\$ 7,744.70	\$ 8,049.00
MGS-S Customer 5820	\$ 3,053.36	\$ 3,182.53	4.23%	\$ 8,515.16	\$ 8,644.33	1.52%	\$ 1,574.31	\$ 1,645.89
MGS-S Customer 5821	\$ 5,954.70	\$ 6,096.52	2.38%	\$ 24,680.46	\$ 24,822.28	0.57%	\$ 2,468.36	\$ 2,563.96
MGS-S Customer 5822	\$ 7,131.53	\$ 7,252.59	1.70%	\$ 20,976.74	\$ 21,097.80	0.58%	\$ 2,758.88	\$ 2,868.55
MGS-S Customer 5823	\$ 5,602.72	\$ 5,743.93	2.52%	\$ 12,979.58	\$ 13,120.79	1.09%	\$ 2,425.98	\$ 2,522.31
MGS-S Customer 5824	\$ 4,632.60	\$ 4,769.79	2.96%	\$ 8,757.18	\$ 8,894.37	1.57%	\$ 2,133.52	\$ 2,202.88
MGS-S Customer 5825	\$ 3,640.71	\$ 3,745.80	2.89%	\$ 10,341.13	\$ 10,446.22	1.02%	\$ 1,626.56	\$ 1,699.98
MGS-S Customer 5826	\$ 21,926.69	\$ 22,140.20	0.97%	\$ 87,454.62	\$ 87,668.13	0.24%	\$ 7,551.03	\$ 7,810.33
MGS-S Customer 5827	\$ 7,222.78	\$ 7,370.72	2.05%	\$ 25,647.22	\$ 25,795.16	0.58%	\$ 2,901.23	\$ 3,008.68
MGS-S Customer 5828	\$ 4,879.43	\$ 4,990.68	2.28%	\$ 9,726.49	\$ 9,837.74	1.14%	\$ 2,061.35	\$ 2,145.19
MGS-S Customer 5829	\$ 9,297.31	\$ 9,483.01	2.00%	\$ 32,824.20	\$ 33,009.90	0.57%	\$ 3,766.54	\$ 3,883.98
MGS-S Customer 5830	\$ 6,608.15	\$ 6,753.39	2.20%	\$ 20,342.64	\$ 20,487.88	0.71%	\$ 2,715.76	\$ 2,830.08
MGS-S Customer 5831	\$ 20,774.80	\$ 20,984.68	1.01%	\$ 75,118.60	\$ 75,328.48	0.28%	\$ 7,272.98	\$ 7,478.09
MGS-S Customer 5832	\$ 8,061.40	\$ 8,226.45	2.05%	\$ 24,172.58	\$ 24,337.63	0.68%	\$ 3,284.41	\$ 3,406.47
MGS-S Customer 5833	\$ 9,848.54	\$ 10,007.79	1.62%	\$ 38,611.10	\$ 38,770.35	0.41%	\$ 3,708.96	\$ 3,854.97
MGS-S Customer 5834	\$ 1,813.31	\$ 1,909.80	5.32%	\$ 6,372.20	\$ 6,468.69	1.51%	\$ 1,019.69	\$ 1,077.69
MGS-S Customer 5835	\$ 9,414.91	\$ 9,573.67	1.69%	\$ 21,894.79	\$ 22,053.55	0.73%	\$ 3,674.06	\$ 3,819.68
MGS-S Customer 5836	\$ 3,493.38	\$ 3,598.91	3.02%	\$ 7,388.74	\$ 7,494.27	1.43%	\$ 1,635.06	\$ 1,657.75
MGS-S Customer 5837	\$ 14,252.88	\$ 14,432.47	1.26%	\$ 51,769.87	\$ 51,949.46	0.35%	\$ 5,146.75	\$ 5,329.18

Internal Use

Customer	Delivery 1/24 Prices	Delivery 8/24 Prices	Delivery % Difference	Bundled 1/24 Prices	Bundled 8/24 Prices	Bundled % Difference	Distribution 8/24 Prices	Distribution 1/25 Prices
MGS-S Customer 5838	\$ 5,411.12	\$ 5,524.80	2.10%	\$ 15,329.21	\$ 15,442.89	0.74%	\$ 2,223.71	\$ 2,290.00
MGS-S Customer 5839	\$ 5,412.42	\$ 5,527.13	2.12%	\$ 11,951.84	\$ 12,066.55	0.96%	\$ 2,278.29	\$ 2,306.05
MGS-S Customer 5840	\$ 4,857.47	\$ 4,994.90	2.83%	\$ 14,184.81	\$ 14,322.24	0.97%	\$ 2,158.86	\$ 2,248.45
MGS-S Customer 5841	\$ 5,184.67	\$ 5,323.42	2.68%	\$ 15,795.31	\$ 15,934.06	0.88%	\$ 2,255.51	\$ 2,355.05
MGS-S Customer 5842	\$ 4,774.79	\$ 4,912.08	2.88%	\$ 12,293.34	\$ 12,430.63	1.12%	\$ 2,147.03	\$ 2,231.44
MGS-S Customer 5843	\$ 4,520.69	\$ 4,629.85	2.41%	\$ 14,018.17	\$ 14,127.33	0.78%	\$ 1,911.57	\$ 1,985.68
MGS-S Customer 5844	\$ 15,287.76	\$ 15,486.76	1.30%	\$ 59,484.95	\$ 59,683.95	0.33%	\$ 5,587.05	\$ 5,727.39
MGS-S Customer 5845	\$ 3,306.91	\$ 3,410.59	3.14%	\$ 9,145.10	\$ 9,248.78	1.13%	\$ 1,523.91	\$ 1,588.30
MGS-S Customer 5846	\$ 5,098.21	\$ 5,210.08	2.19%	\$ 12,110.00	\$ 12,221.87	0.92%	\$ 2,111.35	\$ 2,208.70
MGS-S Customer 5847	\$ 7,653.74	\$ 7,803.89	1.96%	\$ 25,622.84	\$ 25,772.99	0.59%	\$ 3,055.50	\$ 3,161.03
MGS-S Customer 5848	\$ 6,225.79	\$ 6,369.21	2.30%	\$ 19,521.51	\$ 19,664.93	0.73%	\$ 2,587.73	\$ 2,700.08
MGS-S Customer 5849	\$ 2,969.97	\$ 3,098.38	4.32%	\$ 9,831.39	\$ 9,959.80	1.31%	\$ 1,526.50	\$ 1,609.51
MGS-S Customer 5850	\$ 4,513.31	\$ 4,649.83	3.02%	\$ 9,326.44	\$ 9,462.96	1.46%	\$ 2,086.96	\$ 2,156.69
MGS-S Customer 5851	\$ 9,648.18	\$ 9,806.32	1.64%	\$ 41,271.79	\$ 41,429.93	0.38%	\$ 3,626.79	\$ 3,763.09
MGS-S Customer 5852	\$ 3,158.60	\$ 3,288.26	4.10%	\$ 9,819.03	\$ 9,948.69	1.32%	\$ 1,606.25	\$ 1,672.84
MGS-S Customer 5853	\$ 7,970.17	\$ 8,121.61	1.90%	\$ 25,373.78	\$ 25,525.22	0.60%	\$ 3,154.03	\$ 3,279.04
MGS-S Customer 5854	\$ 4,805.25	\$ 4,916.00	2.30%	\$ 13,323.61	\$ 13,434.36	0.83%	\$ 2,020.34	\$ 2,090.50
MGS-S Customer 5855	\$ 4,815.23	\$ 4,952.54	2.85%	\$ 14,409.95	\$ 14,547.26	0.95%	\$ 2,147.92	\$ 2,230.35
MGS-S Customer 5856	\$ 7,098.17	\$ 7,257.57	2.25%	\$ 19,232.97	\$ 19,392.37	0.83%	\$ 2,980.65	\$ 3,086.34
MGS-S Customer 5857	\$ 43,556.59	\$ 43,861.18	0.70%	\$ 229,925.20	\$ 230,229.79	0.13%	\$ 14,019.18	\$ 14,510.70
MGS-S Customer 5858	\$ 4,239.13	\$ 4,374.04	3.18%	\$ 9,369.23	\$ 9,504.14	1.44%	\$ 1,980.01	\$ 2,061.94
MGS-S Customer 5859	\$ 10,664.92	\$ 10,828.78	1.54%	\$ 35,014.16	\$ 35,178.02	0.47%	\$ 4,028.76	\$ 4,168.04
MGS-S Customer 5860	\$ 2,041.73	\$ 2,166.44	6.11%	\$ 5,433.08	\$ 5,557.79	2.30%	\$ 1,253.48	\$ 1,305.22
MGS-S Customer 5861	\$ 12,368.92	\$ 12,540.20	1.38%	\$ 41,519.87	\$ 41,691.15	0.41%	\$ 4,560.82	\$ 4,732.30
MGS-S Customer 5862	\$ 4,740.84	\$ 4,878.17	2.90%	\$ 12,250.82	\$ 12,388.15	1.12%	\$ 2,144.51	\$ 2,217.19
MGS-S Customer 5863	\$ 14,460.44	\$ 14,641.55	1.25%	\$ 47,167.27	\$ 47,348.38	0.38%	\$ 5,253.11	\$ 5,435.18
MGS-S Customer 5864	\$ 21,143.13	\$ 21,355.45	1.00%	\$ 64,627.31	\$ 64,839.63	0.33%	\$ 7,455.76	\$ 7,688.81
MGS-S Customer 5865	\$ 10,872.00	\$ 11,036.47	1.51%	\$ 35,854.61	\$ 36,019.08	0.46%	\$ 4,079.84	\$ 4,239.90
MGS-S Customer 5866	\$ 58,439.73	\$ 58,849.09	0.70%	\$ 234,990.81	\$ 235,400.17	0.17%	\$ 19,457.80	\$ 19,943.52
MGS-S Customer 5867	\$ 5,509.18	\$ 5,622.21	2.05%	\$ 23,410.98	\$ 23,524.01	0.48%	\$ 2,187.10	\$ 2,271.40
MGS-S Customer 5868	\$ 13,943.13	\$ 14,120.82	1.27%	\$ 55,443.69	\$ 55,621.38	0.32%	\$ 5,012.78	\$ 5,193.03
MGS-S Customer 5869	\$ 10,236.95	\$ 10,419.76	1.79%	\$ 17,787.49	\$ 17,970.30	1.03%	\$ 4,151.65	\$ 4,257.58
MGS-S Customer 5870	\$ 6,469.82	\$ 6,588.62	1.84%	\$ 13,814.69	\$ 13,933.49	0.86%	\$ 2,591.53	\$ 2,680.48
MGS-S Customer 5871	\$ 3,431.78	\$ 3,536.01	3.04%	\$ 10,478.76	\$ 10,582.99	0.99%	\$ 1,561.43	\$ 1,622.32
MGS-S Customer 5872	\$ 21,261.14	\$ 21,470.98	0.99%	\$ 91,309.34	\$ 91,519.18	0.23%	\$ 7,292.23	\$ 7,546.24
MGS-S Customer 5873	\$ 3,009.81	\$ 3,112.43	3.41%	\$ 7,656.11	\$ 7,758.73	1.34%	\$ 1,442.68	\$ 1,489.95
MGS-S Customer 5874	\$ 8,364.74	\$ 8,517.85	1.83%	\$ 30,243.95	\$ 30,397.06	0.51%	\$ 3,266.77	\$ 3,382.21
MGS-S Customer 5875	\$ 6,080.91	\$ 6,224.31	2.36%	\$ 10,176.12	\$ 10,319.52	1.41%	\$ 2,592.62	\$ 2,717.68
MGS-S Customer 5876	\$ 7,848.43	\$ 7,999.91	1.93%	\$ 23,096.46	\$ 23,247.94	0.66%	\$ 3,145.82	\$ 3,246.88
MGS-S Customer 5877	\$ 34,615.98	\$ 34,888.29	0.79%	\$ 98,759.03	\$ 99,031.34	0.28%	\$ 11,770.54	\$ 12,276.66

Internal Use

Customer	Delivery 1/24 Prices	Delivery 8/24 Prices	Delivery % Difference	Bundled 1/24 Prices	Bundled 8/24 Prices	Bundled % Difference	Distribution 8/24 Prices	Distribution 1/25 Prices
MGS-S Customer 5878	\$ 10,779.28	\$ 10,943.82	1.53%	\$ 26,447.11	\$ 26,611.65	0.62%	\$ 4,095.64	\$ 4,278.61
MGS-S Customer 5879	\$ 4,927.48	\$ 5,065.20	2.79%	\$ 14,032.01	\$ 14,169.73	0.98%	\$ 2,181.69	\$ 2,275.15
MGS-S Customer 5880	\$ 9,295.58	\$ 9,454.15	1.71%	\$ 18,019.38	\$ 18,177.95	0.88%	\$ 3,660.83	\$ 3,804.42
MGS-S Customer 5881	\$ 12,052.49	\$ 12,222.53	1.41%	\$ 36,788.29	\$ 36,958.33	0.46%	\$ 4,477.01	\$ 4,655.20
MGS-S Customer 5882	\$ 5,587.69	\$ 5,728.40	2.52%	\$ 18,568.04	\$ 18,708.75	0.76%	\$ 2,387.61	\$ 2,475.64
MGS-S Customer 5883	\$ 16,085.56	\$ 16,273.57	1.17%	\$ 59,843.97	\$ 60,031.98	0.31%	\$ 5,735.97	\$ 5,921.65
MGS-S Customer 5884	\$ 4,974.81	\$ 5,112.71	2.77%	\$ 15,761.30	\$ 15,899.20	0.87%	\$ 2,191.18	\$ 2,278.30
MGS-S Customer 5885	\$ 8,568.93	\$ 8,725.68	1.83%	\$ 12,253.93	\$ 12,410.68	1.28%	\$ 3,500.60	\$ 3,572.44
MGS-S Customer 5886	\$ 2,580.11	\$ 2,707.02	4.92%	\$ 5,339.23	\$ 5,466.14	2.38%	\$ 1,421.22	\$ 1,503.00
MGS-S Customer 5887	\$ 11,949.63	\$ 12,135.40	1.55%	\$ 32,471.38	\$ 32,657.15	0.57%	\$ 4,593.27	\$ 4,747.88
MGS-S Customer 5888	\$ 7,363.88	\$ 7,511.87	2.01%	\$ 31,224.19	\$ 31,372.18	0.47%	\$ 2,907.80	\$ 3,020.23
MGS-S Customer 5889	\$ 10,306.44	\$ 10,468.79	1.58%	\$ 28,031.02	\$ 28,193.37	0.58%	\$ 3,932.97	\$ 4,095.58
MGS-S Customer 5890	\$ 5,368.96	\$ 5,508.67	2.60%	\$ 18,250.25	\$ 18,389.96	0.77%	\$ 2,315.53	\$ 2,399.58
MGS-S Customer 5891	\$ 8,738.65	\$ 8,893.91	1.78%	\$ 26,947.71	\$ 27,102.97	0.58%	\$ 3,418.59	\$ 3,539.02
MGS-S Customer 5892	\$ 42,447.37	\$ 42,750.18	0.71%	\$ 164,398.70	\$ 164,701.51	0.18%	\$ 13,966.45	\$ 14,615.91
MGS-S Customer 5893	\$ 4,955.88	\$ 5,093.47	2.78%	\$ 14,727.71	\$ 14,865.30	0.93%	\$ 2,177.39	\$ 2,282.88
MGS-S Customer 5894	\$ 2,775.16	\$ 2,877.55	3.69%	\$ 3,175.77	\$ 3,278.16	3.22%	\$ 1,413.57	\$ 1,432.44
MGS-S Customer 5895	\$ 7,307.50	\$ 7,455.71	2.03%	\$ 26,931.37	\$ 27,079.58	0.55%	\$ 2,920.96	\$ 3,029.91
MGS-S Customer 5896	\$ 5,640.70	\$ 5,781.98	2.50%	\$ 16,088.51	\$ 16,229.79	0.88%	\$ 2,426.42	\$ 2,511.28
MGS-S Customer 5897	\$ 26,950.39	\$ 27,231.14	1.04%	\$ 97,885.27	\$ 98,166.02	0.29%	\$ 9,559.49	\$ 9,795.65
MGS-S Customer 5898	\$ 8,576.42	\$ 8,730.99	1.80%	\$ 25,787.96	\$ 25,942.53	0.60%	\$ 3,370.06	\$ 3,489.59
MGS-S Customer 5899	\$ 5,809.19	\$ 5,924.38	1.98%	\$ 17,550.92	\$ 17,666.11	0.66%	\$ 2,336.52	\$ 2,418.64
MGS-S Customer 5900	\$ 6,899.33	\$ 7,067.88	2.44%	\$ 288,164.49	\$ 288,333.04	0.06%	\$ 1,330.01	\$ 1,327.67
MGS-S Customer 5901	\$ 7,818.42	\$ 7,968.86	1.92%	\$ 28,800.09	\$ 28,950.53	0.52%	\$ 3,081.03	\$ 3,199.68
MGS-S Customer 5902	\$ 4,977.56	\$ 5,116.03	2.78%	\$ 10,768.21	\$ 10,906.68	1.29%	\$ 2,229.67	\$ 2,314.02
MGS-S Customer 5903	\$ 43,802.97	\$ 44,120.16	0.72%	\$ 120,025.98	\$ 120,343.17	0.26%	\$ 14,893.63	\$ 15,373.37
MGS-S Customer 5904	\$ 4,780.78	\$ 4,918.13	2.87%	\$ 10,855.04	\$ 10,992.39	1.27%	\$ 2,154.12	\$ 2,245.18
MGS-S Customer 5905	\$ 6,264.14	\$ 6,408.00	2.30%	\$ 16,214.22	\$ 16,358.08	0.89%	\$ 2,621.03	\$ 2,738.09
MGS-S Customer 5906	\$ 4,691.81	\$ 4,802.14	2.35%	\$ 9,317.20	\$ 9,427.53	1.18%	\$ 1,997.75	\$ 2,081.67
MGS-S Customer 5907	\$ 7,168.08	\$ 7,316.40	2.07%	\$ 17,963.71	\$ 18,112.03	0.83%	\$ 2,931.26	\$ 3,045.07
MGS-S Customer 5908	\$ 4,738.51	\$ 4,875.54	2.89%	\$ 12,830.55	\$ 12,967.58	1.07%	\$ 2,129.39	\$ 2,215.07
MGS-S Customer 5909	\$ 9,405.98	\$ 9,563.72	1.68%	\$ 29,818.04	\$ 29,975.78	0.53%	\$ 3,607.56	\$ 3,762.42
MGS-S Customer 5910	\$ 4,448.39	\$ 4,557.40	2.45%	\$ 12,446.50	\$ 12,555.51	0.88%	\$ 1,899.89	\$ 1,970.44
MGS-S Customer 5911	\$ 3,989.37	\$ 4,096.45	2.68%	\$ 10,059.97	\$ 10,167.05	1.06%	\$ 1,760.78	\$ 1,823.00
MGS-S Customer 5912	\$ 4,567.31	\$ 4,677.22	2.41%	\$ 9,619.94	\$ 9,729.85	1.14%	\$ 1,962.06	\$ 2,032.54
MGS-S Customer 5913	\$ 9,522.08	\$ 9,653.33	1.38%	\$ 40,135.60	\$ 40,266.85	0.33%	\$ 3,470.10	\$ 3,579.27
MGS-S Customer 5914	\$ 19,185.40	\$ 19,394.78	1.09%	\$ 60,768.23	\$ 60,977.61	0.34%	\$ 6,848.98	\$ 7,059.83
MGS-S Customer 5915	\$ 15,739.22	\$ 15,928.45	1.20%	\$ 32,229.75	\$ 32,418.98	0.59%	\$ 5,773.25	\$ 6,014.20
MGS-S Customer 5916	\$ 6,053.52	\$ 6,196.31	2.36%	\$ 18,869.33	\$ 19,012.12	0.76%	\$ 2,539.16	\$ 2,641.55
MGS-S Customer 5917	\$ 3,998.45	\$ 4,105.10	2.67%	\$ 14,421.35	\$ 14,528.00	0.74%	\$ 1,731.95	\$ 1,795.67

Internal Use

Customer	Delivery 1/24 Prices	Delivery 8/24 Prices	Delivery % Difference	Bundled 1/24 Prices	Bundled 8/24 Prices	Bundled % Difference	Distribution 8/24 Prices	Distribution 1/25 Prices
MGS-S Customer 5918	\$ 8,811.14	\$ 8,966.20	1.76%	\$ 32,459.72	\$ 32,614.78	0.48%	\$ 3,404.94	\$ 3,525.75
MGS-S Customer 5919	\$ 5,447.37	\$ 5,587.13	2.57%	\$ 16,636.53	\$ 16,776.29	0.84%	\$ 2,332.73	\$ 2,444.82
MGS-S Customer 5920	\$ 5,671.27	\$ 5,813.25	2.50%	\$ 12,874.45	\$ 13,016.43	1.10%	\$ 2,469.18	\$ 2,542.32
MGS-S Customer 5921	\$ 4,018.22	\$ 4,125.55	2.67%	\$ 7,994.60	\$ 8,101.93	1.34%	\$ 1,780.90	\$ 1,849.14
MGS-S Customer 5922	\$ 26,899.00	\$ 27,135.11	0.88%	\$ 101,106.40	\$ 101,342.51	0.23%	\$ 9,161.05	\$ 9,489.16
MGS-S Customer 5923	\$ 4,127.87	\$ 4,235.08	2.60%	\$ 14,003.91	\$ 14,111.12	0.77%	\$ 1,774.40	\$ 1,846.19
MGS-S Customer 5924	\$ 11,636.33	\$ 11,804.32	1.44%	\$ 27,710.94	\$ 27,878.93	0.61%	\$ 4,356.21	\$ 4,582.48
MGS-S Customer 5925	\$ 2,904.28	\$ 3,032.90	4.43%	\$ 8,257.76	\$ 8,386.38	1.56%	\$ 1,531.44	\$ 1,592.69
MGS-S Customer 5926	\$ 49,861.97	\$ 50,206.20	0.69%	\$ 129,800.83	\$ 130,145.06	0.27%	\$ 16,851.44	\$ 17,482.16
MGS-S Customer 5927	\$ 3,119.47	\$ 3,248.94	4.15%	\$ 10,008.77	\$ 10,138.24	1.29%	\$ 1,592.13	\$ 1,657.35
MGS-S Customer 5928	\$ 18,122.84	\$ 18,318.81	1.08%	\$ 79,980.62	\$ 80,176.59	0.25%	\$ 6,300.41	\$ 6,504.43
MGS-S Customer 5929	\$ 10,870.67	\$ 11,035.21	1.51%	\$ 40,846.26	\$ 41,010.80	0.40%	\$ 4,069.73	\$ 4,197.02
MGS-S Customer 5930	\$ 2,009.98	\$ 2,107.80	4.87%	\$ 5,302.94	\$ 5,400.76	1.84%	\$ 1,106.10	\$ 1,152.37
MGS-S Customer 5931	\$ 5,311.52	\$ 5,451.42	2.63%	\$ 14,528.03	\$ 14,667.93	0.96%	\$ 2,326.46	\$ 2,404.24
MGS-S Customer 5932	\$ 20,227.83	\$ 20,431.22	1.01%	\$ 103,957.62	\$ 104,161.01	0.20%	\$ 6,839.80	\$ 7,090.01
MGS-S Customer 5933	\$ 6,014.67	\$ 6,156.94	2.37%	\$ 21,446.55	\$ 21,588.82	0.66%	\$ 2,504.51	\$ 2,610.28
MGS-S Customer 5934	\$ 2,352.53	\$ 2,478.32	5.35%	\$ 5,999.83	\$ 6,125.62	2.10%	\$ 1,340.13	\$ 1,416.60
MGS-S Customer 5935	\$ 3,258.51	\$ 3,389.10	4.01%	\$ 8,657.47	\$ 8,788.06	1.51%	\$ 1,663.51	\$ 1,712.68
MGS-S Customer 5936	\$ 5,562.46	\$ 5,703.39	2.53%	\$ 15,064.63	\$ 15,205.56	0.94%	\$ 2,403.16	\$ 2,491.59
MGS-S Customer 5937	\$ 5,108.92	\$ 5,220.86	2.19%	\$ 13,577.91	\$ 13,689.85	0.82%	\$ 2,112.08	\$ 2,200.08
MGS-S Customer 5938	\$ 4,677.47	\$ 4,788.76	2.38%	\$ 11,217.92	\$ 11,329.21	0.99%	\$ 2,033.78	\$ 2,048.11
MGS-S Customer 5939	\$ 3,992.35	\$ 4,100.16	2.70%	\$ 9,211.91	\$ 9,319.72	1.17%	\$ 1,796.08	\$ 1,822.28
MGS-S Customer 5940	\$ 3,368.54	\$ 3,473.46	3.11%	\$ 6,833.01	\$ 6,937.93	1.54%	\$ 1,593.28	\$ 1,617.90
MGS-S Customer 5941	\$ 18,896.27	\$ 19,096.62	1.06%	\$ 70,646.28	\$ 70,846.63	0.28%	\$ 6,619.24	\$ 6,850.17
MGS-S Customer 5942	\$ 2,944.83	\$ 3,047.45	3.48%	\$ 6,809.46	\$ 6,912.08	1.51%	\$ 1,436.49	\$ 1,469.95
MGS-S Customer 5943	\$ 4,509.50	\$ 4,645.59	3.02%	\$ 11,639.55	\$ 11,775.64	1.17%	\$ 2,061.51	\$ 2,141.09
MGS-S Customer 5944	\$ 8,196.86	\$ 8,349.99	1.87%	\$ 23,105.98	\$ 23,259.11	0.66%	\$ 3,264.17	\$ 3,371.56
MGS-S Customer 5945	\$ 7,141.90	\$ 7,289.71	2.07%	\$ 23,147.95	\$ 23,295.76	0.64%	\$ 2,891.80	\$ 2,997.31
MGS-S Customer 5946	\$ 55,484.22	\$ 55,904.64	0.76%	\$ 168,486.42	\$ 168,906.84	0.25%	\$ 18,974.89	\$ 19,516.28
MGS-S Customer 5947	\$ 12,945.44	\$ 13,120.63	1.35%	\$ 32,251.43	\$ 32,426.62	0.54%	\$ 4,832.87	\$ 5,001.41
MGS-S Customer 5948	\$ 4,364.23	\$ 4,472.77	2.49%	\$ 12,252.99	\$ 12,361.53	0.89%	\$ 1,868.68	\$ 1,942.77
MGS-S Customer 5949	\$ 2,863.11	\$ 2,964.49	3.54%	\$ 10,224.66	\$ 10,326.04	0.99%	\$ 1,362.02	\$ 1,422.72
MGS-S Customer 5950	\$ 7,541.48	\$ 7,691.52	1.99%	\$ 21,801.59	\$ 21,951.63	0.69%	\$ 3,045.78	\$ 3,147.51
MGS-S Customer 5951	\$ 14,034.46	\$ 14,213.06	1.27%	\$ 48,185.58	\$ 48,364.18	0.37%	\$ 5,083.55	\$ 5,280.31
MGS-S Customer 5952	\$ 3,157.30	\$ 3,286.61	4.10%	\$ 12,739.22	\$ 12,868.53	1.02%	\$ 1,582.91	\$ 1,652.32
MGS-S Customer 5953	\$ 5,264.66	\$ 5,404.16	2.65%	\$ 15,731.21	\$ 15,870.71	0.89%	\$ 2,299.63	\$ 2,379.60
MGS-S Customer 5954	\$ 8,738.68	\$ 8,894.25	1.78%	\$ 24,109.31	\$ 24,264.88	0.65%	\$ 3,439.44	\$ 3,558.91
MGS-S Customer 5955	\$ 4,772.85	\$ 4,909.99	2.87%	\$ 13,219.22	\$ 13,356.36	1.04%	\$ 2,137.55	\$ 2,224.82
MGS-S Customer 5956	\$ 41,890.12	\$ 42,193.22	0.72%	\$ 175,057.57	\$ 175,360.67	0.17%	\$ 13,879.02	\$ 14,292.10
MGS-S Customer 5957	\$ 7,501.85	\$ 7,623.85	1.63%	\$ 30,628.59	\$ 30,750.59	0.40%	\$ 2,823.48	\$ 2,930.86

Customer	Delivery 1/24 Prices	Delivery 8/24 Prices	Delivery % Difference	Bundled 1/24 Prices	Bundled 8/24 Prices	Bundled % Difference	Distribution 8/24 Prices	Distribution 1/25 Prices
MGS-S Customer 5958	\$ 4,862.64	\$ 4,973.94	2.29%	\$ 11,933.73	\$ 12,045.03	0.93%	\$ 2,055.90	\$ 2,119.18
MGS-S Customer 5959	\$ 2,065.86	\$ 2,163.97	4.75%	\$ 5,960.65	\$ 6,058.76	1.65%	\$ 1,124.76	\$ 1,166.52
MGS-S Customer 5960	\$ 4,919.01	\$ 5,029.98	2.26%	\$ 14,610.51	\$ 14,721.48	0.76%	\$ 2,041.59	\$ 2,124.41
MGS-S Customer 5961	\$ 5,437.97	\$ 5,577.74	2.57%	\$ 18,820.53	\$ 18,960.30	0.74%	\$ 2,325.97	\$ 2,422.72
MGS-S Customer 5962	\$ 4,157.67	\$ 4,292.11	3.23%	\$ 10,812.39	\$ 10,946.83	1.24%	\$ 1,944.73	\$ 2,021.83
MGS-S Customer 5963	\$ 9,427.38	\$ 9,585.21	1.67%	\$ 34,707.07	\$ 34,864.90	0.45%	\$ 3,601.85	\$ 3,729.52
MGS-S Customer 5964	\$ 5,282.35	\$ 5,422.11	2.65%	\$ 14,395.79	\$ 14,535.55	0.97%	\$ 2,316.55	\$ 2,394.99
MGS-S Customer 5965	\$ 11,062.32	\$ 11,228.28	1.50%	\$ 37,388.67	\$ 37,554.63	0.44%	\$ 4,166.79	\$ 4,288.06
MGS-S Customer 5966	\$ 4,874.77	\$ 5,012.47	2.82%	\$ 12,055.10	\$ 12,192.80	1.14%	\$ 2,178.51	\$ 2,270.08
MGS-S Customer 5967	\$ 3,564.70	\$ 3,669.77	2.95%	\$ 6,653.25	\$ 6,758.32	1.58%	\$ 1,625.77	\$ 1,699.16
MGS-S Customer 5968	\$ 5,921.96	\$ 6,037.60	1.95%	\$ 18,366.87	\$ 18,482.51	0.63%	\$ 2,369.17	\$ 2,453.20
MGS-S Customer 5969	\$ 2,416.90	\$ 2,542.91	5.21%	\$ 8,518.58	\$ 8,644.59	1.48%	\$ 1,351.76	\$ 1,419.72
MGS-S Customer 5970	\$ 4,216.78	\$ 4,350.85	3.18%	\$ 17,082.98	\$ 17,217.05	0.78%	\$ 1,919.51	\$ 1,998.87
MGS-S Customer 5971	\$ 5,654.59	\$ 5,795.44	2.49%	\$ 16,157.13	\$ 16,297.98	0.87%	\$ 2,409.10	\$ 2,521.70
MGS-S Customer 5972	\$ 4,961.47	\$ 5,099.26	2.78%	\$ 14,902.41	\$ 15,040.20	0.92%	\$ 2,186.53	\$ 2,281.31
MGS-S Customer 5973	\$ 8,656.29	\$ 8,810.14	1.78%	\$ 34,717.78	\$ 34,871.63	0.44%	\$ 3,325.83	\$ 3,457.21
MGS-S Customer 5974	\$ 6,895.31	\$ 7,015.10	1.74%	\$ 22,648.84	\$ 22,768.63	0.53%	\$ 2,667.97	\$ 2,771.82
MGS-S Customer 5975	\$ 10,957.12	\$ 11,122.49	1.51%	\$ 31,771.39	\$ 31,936.76	0.52%	\$ 4,141.31	\$ 4,298.28
MGS-S Customer 5976	\$ 7,668.59	\$ 7,819.20	1.96%	\$ 23,037.05	\$ 23,187.66	0.65%	\$ 3,083.89	\$ 3,183.27
MGS-S Customer 5977	\$ 9,212.14	\$ 9,370.04	1.71%	\$ 24,381.78	\$ 24,539.68	0.65%	\$ 3,603.64	\$ 3,725.05
MGS-S Customer 5978	\$ 7,349.45	\$ 7,471.27	1.66%	\$ 24,930.17	\$ 25,051.99	0.49%	\$ 2,810.93	\$ 2,916.94
MGS-S Customer 5979	\$ 9,541.34	\$ 9,700.35	1.67%	\$ 29,281.53	\$ 29,440.54	0.54%	\$ 3,682.91	\$ 3,807.64
MGS-S Customer 5980	\$ 6,493.53	\$ 6,638.67	2.24%	\$ 16,045.97	\$ 16,191.11	0.90%	\$ 2,707.78	\$ 2,819.31
MGS-S Customer 5981	\$ 3,464.02	\$ 3,568.37	3.01%	\$ 9,079.51	\$ 9,183.86	1.15%	\$ 1,574.58	\$ 1,645.89
MGS-S Customer 5982	\$ 4,901.47	\$ 5,039.37	2.81%	\$ 12,007.18	\$ 12,145.08	1.15%	\$ 2,191.38	\$ 2,279.02
MGS-S Customer 5983	\$ 5,760.09	\$ 5,902.24	2.47%	\$ 10,587.50	\$ 10,729.65	1.34%	\$ 2,494.47	\$ 2,596.12
MGS-S Customer 5984	\$ 3,736.45	\$ 3,868.79	3.54%	\$ 7,924.78	\$ 8,057.12	1.67%	\$ 1,804.51	\$ 1,896.30
MGS-S Customer 5985	\$ 3,678.69	\$ 3,810.74	3.59%	\$ 10,663.97	\$ 10,796.02	1.24%	\$ 1,777.16	\$ 1,853.02
MGS-S Customer 5986	\$ 5,834.23	\$ 5,949.96	1.98%	\$ 10,932.67	\$ 11,048.40	1.06%	\$ 2,380.83	\$ 2,477.50
MGS-S Customer 5987	\$ 5,671.27	\$ 5,785.88	2.02%	\$ 16,407.48	\$ 16,522.09	0.70%	\$ 2,295.99	\$ 2,377.84
MGS-S Customer 5988	\$ 16,023.74	\$ 16,212.28	1.18%	\$ 49,274.47	\$ 49,463.01	0.38%	\$ 5,778.82	\$ 5,977.35
MGS-S Customer 5989	\$ 12,125.24	\$ 12,296.35	1.41%	\$ 36,017.77	\$ 36,188.88	0.48%	\$ 4,536.11	\$ 4,678.73
MGS-S Customer 5990	\$ 14,423.11	\$ 14,620.90	1.37%	\$ 38,336.21	\$ 38,534.00	0.52%	\$ 5,411.85	\$ 5,590.91
MGS-S Customer 5991	\$ 15,487.68	\$ 15,673.22	1.20%	\$ 53,788.86	\$ 53,974.40	0.34%	\$ 5,565.22	\$ 5,753.34
MGS-S Customer 5992	\$ 4,605.04	\$ 4,714.65	2.38%	\$ 15,753.29	\$ 15,862.90	0.70%	\$ 1,937.97	\$ 2,000.84
MGS-S Customer 5993	\$ 3,065.67	\$ 3,168.54	3.36%	\$ 7,369.41	\$ 7,472.28	1.40%	\$ 1,461.89	\$ 1,512.47
MGS-S Customer 5994	\$ 21,052.67	\$ 21,263.81	1.00%	\$ 66,095.41	\$ 66,306.55	0.32%	\$ 7,387.94	\$ 7,653.38
MGS-S Customer 5995	\$ 3,189.77	\$ 3,292.79	3.23%	\$ 9,853.06	\$ 9,956.08	1.05%	\$ 1,478.17	\$ 1,541.61
MGS-S Customer 5996	\$ 11,872.06	\$ 12,042.41	1.43%	\$ 25,835.08	\$ 26,005.43	0.66%	\$ 4,496.06	\$ 4,667.36
MGS-S Customer 5997	\$ 7,249.36	\$ 7,397.47	2.04%	\$ 24,380.00	\$ 24,528.11	0.61%	\$ 2,915.74	\$ 3,028.12

Internal Use

Customer	Delivery 1/24 Prices	Delivery 8/24 Prices	Delivery % Difference	Bundled 1/24 Prices	Bundled 8/24 Prices	Bundled % Difference	Distribution 8/24 Prices	Distribution 1/25 Prices
MGS-S Customer 5998	\$ 11,663.30	\$ 11,831.29	1.44%	\$ 39,653.33	\$ 39,821.32	0.42%	\$ 4,328.80	\$ 4,494.39
MGS-S Customer 5999	\$ 12,567.71	\$ 12,741.02	1.38%	\$ 35,639.83	\$ 35,813.14	0.49%	\$ 4,692.02	\$ 4,839.03
MGS-S Customer 6000	\$ 3,747.00	\$ 3,852.71	2.82%	\$ 12,301.58	\$ 12,407.29	0.86%	\$ 1,663.11	\$ 1,720.21
MGS-S Customer 6001	\$ 9,708.17	\$ 9,867.91	1.65%	\$ 28,072.63	\$ 28,232.37	0.57%	\$ 3,740.11	\$ 3,878.14
MGS-S Customer 6002	\$ 38,220.33	\$ 38,505.18	0.75%	\$ 165,971.68	\$ 166,256.53	0.17%	\$ 12,618.97	\$ 13,063.89
MGS-S Customer 6003	\$ 4,700.01	\$ 4,836.62	2.91%	\$ 15,077.66	\$ 15,214.27	0.91%	\$ 2,100.28	\$ 2,185.41
MGS-S Customer 6004	\$ 5,539.61	\$ 5,680.14	2.54%	\$ 16,831.95	\$ 16,972.48	0.83%	\$ 2,377.91	\$ 2,472.27
MGS-S Customer 6005	\$ 7,699.07	\$ 7,848.84	1.95%	\$ 29,679.86	\$ 29,829.63	0.50%	\$ 3,033.43	\$ 3,150.95
MGS-S Customer 6006	\$ 4,895.22	\$ 5,006.28	2.27%	\$ 16,990.49	\$ 17,101.55	0.65%	\$ 2,036.84	\$ 2,093.48
MGS-S Customer 6007	\$ 4,352.39	\$ 4,488.09	3.12%	\$ 8,644.93	\$ 8,780.63	1.57%	\$ 2,031.21	\$ 2,105.52
MGS-S Customer 6008	\$ 4,154.88	\$ 4,290.01	3.25%	\$ 8,912.82	\$ 9,047.95	1.52%	\$ 1,979.68	\$ 2,028.10
MGS-S Customer 6009	\$ 3,454.08	\$ 3,559.16	3.04%	\$ 8,308.80	\$ 8,413.88	1.26%	\$ 1,607.46	\$ 1,639.30
MGS-S Customer 6010	\$ 24,546.29	\$ 24,771.16	0.92%	\$ 93,465.56	\$ 93,690.43	0.24%	\$ 8,377.87	\$ 8,711.35
MGS-S Customer 6011	\$ 69,402.35	\$ 69,832.62	0.62%	\$ 237,068.28	\$ 237,498.55	0.18%	\$ 22,916.13	\$ 23,667.86
MGS-S Customer 6012	\$ 4,044.41	\$ 4,177.94	3.30%	\$ 11,681.79	\$ 11,815.32	1.14%	\$ 1,887.56	\$ 1,978.58
MGS-S Customer 6013	\$ 2,513.28	\$ 2,613.85	4.00%	\$ 6,727.32	\$ 6,827.89	1.49%	\$ 1,289.83	\$ 1,316.20
MGS-S Customer 6014	\$ 10,582.09	\$ 10,716.70	1.27%	\$ 54,972.61	\$ 55,107.22	0.24%	\$ 3,718.26	\$ 3,855.67
MGS-S Customer 6015	\$ 6,119.13	\$ 6,261.82	2.33%	\$ 24,159.08	\$ 24,301.77	0.59%	\$ 2,529.82	\$ 2,625.99
MGS-S Customer 6016	\$ 6,570.77	\$ 6,715.78	2.21%	\$ 19,907.63	\$ 20,052.64	0.73%	\$ 2,701.92	\$ 2,820.94
MGS-S Customer 6017	\$ 5,804.69	\$ 5,920.23	1.99%	\$ 12,450.26	\$ 12,565.80	0.93%	\$ 2,364.65	\$ 2,454.91
MGS-S Customer 6018	\$ 8,459.64	\$ 8,613.78	1.82%	\$ 22,738.03	\$ 22,892.17	0.68%	\$ 3,343.89	\$ 3,471.59
MGS-S Customer 6019	\$ 5,527.84	\$ 5,668.30	2.54%	\$ 17,150.97	\$ 17,291.43	0.82%	\$ 2,372.50	\$ 2,465.57
MGS-S Customer 6020	\$ 10,626.54	\$ 10,789.85	1.54%	\$ 38,388.04	\$ 38,551.35	0.43%	\$ 3,990.36	\$ 4,130.82
MGS-S Customer 6021	\$ 8,543.89	\$ 8,697.91	1.80%	\$ 29,033.19	\$ 29,187.21	0.53%	\$ 3,333.45	\$ 3,455.68
MGS-S Customer 6022	\$ 4,464.46	\$ 4,573.48	2.44%	\$ 10,827.58	\$ 10,936.60	1.01%	\$ 1,906.16	\$ 1,990.58
MGS-S Customer 6023	\$ 4,362.55	\$ 4,498.09	3.11%	\$ 8,160.45	\$ 8,295.99	1.66%	\$ 2,026.99	\$ 2,115.65
MGS-S Customer 6024	\$ 8,255.58	\$ 8,408.59	1.85%	\$ 26,281.70	\$ 26,434.71	0.58%	\$ 3,258.26	\$ 3,371.03
MGS-S Customer 6025	\$ 4,091.02	\$ 4,225.64	3.29%	\$ 10,715.91	\$ 10,850.53	1.26%	\$ 1,944.38	\$ 1,992.70
MGS-S Customer 6026	\$ 8,437.90	\$ 8,564.28	1.50%	\$ 32,529.25	\$ 32,655.63	0.39%	\$ 3,134.17	\$ 3,250.85
MGS-S Customer 6027	\$ 3,037.49	\$ 3,166.58	4.25%	\$ 7,820.68	\$ 7,949.77	1.65%	\$ 1,570.04	\$ 1,646.17
MGS-S Customer 6028	\$ 6,812.31	\$ 6,959.00	2.15%	\$ 18,545.47	\$ 18,692.16	0.79%	\$ 2,811.52	\$ 2,912.13
MGS-S Customer 6029	\$ 13,307.89	\$ 13,482.83	1.31%	\$ 55,704.28	\$ 55,879.22	0.31%	\$ 4,808.06	\$ 4,960.18
MGS-S Customer 6030	\$ 18,695.21	\$ 18,895.10	1.07%	\$ 53,815.29	\$ 54,015.18	0.37%	\$ 6,616.28	\$ 6,912.15
MGS-S Customer 6031	\$ 4,217.36	\$ 4,351.61	3.18%	\$ 15,604.08	\$ 15,738.33	0.86%	\$ 1,931.91	\$ 2,009.06
MGS-S Customer 6032	\$ 11,005.38	\$ 11,170.78	1.50%	\$ 37,011.79	\$ 37,177.19	0.45%	\$ 4,135.17	\$ 4,274.45
MGS-S Customer 6033	\$ 3,950.77	\$ 4,084.02	3.37%	\$ 9,661.67	\$ 9,794.92	1.38%	\$ 1,867.96	\$ 1,959.93
MGS-S Customer 6034	\$ 5,810.93	\$ 5,953.20	2.45%	\$ 14,707.96	\$ 14,850.23	0.97%	\$ 2,495.89	\$ 2,581.48
MGS-S Customer 6035	\$ 5,677.73	\$ 5,819.14	2.49%	\$ 14,875.96	\$ 15,017.37	0.95%	\$ 2,439.94	\$ 2,535.22
MGS-S Customer 6036	\$ 10,503.20	\$ 10,665.78	1.55%	\$ 38,932.00	\$ 39,094.58	0.42%	\$ 3,940.43	\$ 4,083.96
MGS-S Customer 6037	\$ 15,845.95	\$ 16,033.97	1.19%	\$ 45,006.04	\$ 45,194.06	0.42%	\$ 5,743.92	\$ 5,945.22

Internal Use

Customer	Delivery 1/24 Prices	Delivery 8/24 Prices	Delivery % Difference	Bundled 1/24 Prices	Bundled 8/24 Prices	Bundled % Difference	Distribution 8/24 Prices	Distribution 1/25 Prices
MGS-S Customer 6038	\$ 8,298.13	\$ 8,450.63	1.84%	\$ 32,926.29	\$ 33,078.79	0.46%	\$ 3,223.80	\$ 3,339.74
MGS-S Customer 6039	\$ 5,055.72	\$ 5,167.07	2.20%	\$ 18,263.34	\$ 18,374.69	0.61%	\$ 2,066.88	\$ 2,146.20
MGS-S Customer 6040	\$ 23,803.02	\$ 24,026.90	0.94%	\$ 79,038.08	\$ 79,261.96	0.28%	\$ 8,274.92	\$ 8,534.31
MGS-S Customer 6041	\$ 14,604.94	\$ 14,787.75	1.25%	\$ 37,178.87	\$ 37,361.68	0.49%	\$ 5,372.83	\$ 5,557.64
MGS-S Customer 6042	\$ 3,542.73	\$ 3,648.31	2.98%	\$ 5,562.91	\$ 5,668.49	1.90%	\$ 1,648.04	\$ 1,692.95
MGS-S Customer 6043	\$ 11,831.61	\$ 11,973.72	1.20%	\$ 43,048.44	\$ 43,190.55	0.33%	\$ 4,243.08	\$ 4,383.08
MGS-S Customer 6044	\$ 3,761.91	\$ 3,867.70	2.81%	\$ 11,152.37	\$ 11,258.16	0.95%	\$ 1,671.25	\$ 1,735.08
MGS-S Customer 6045	\$ 11,834.96	\$ 12,004.43	1.43%	\$ 25,784.27	\$ 25,953.74	0.66%	\$ 4,452.18	\$ 4,663.15
MGS-S Customer 6046	\$ 3,595.41	\$ 3,700.22	2.92%	\$ 7,829.45	\$ 7,934.26	1.34%	\$ 1,615.34	\$ 1,705.28
MGS-S Customer 6047	\$ 3,616.38	\$ 3,747.94	3.64%	\$ 11,559.99	\$ 11,691.55	1.14%	\$ 1,745.07	\$ 1,825.63
MGS-S Customer 6048	\$ 9,728.92	\$ 9,861.80	1.37%	\$ 25,826.39	\$ 25,959.27	0.51%	\$ 3,606.38	\$ 3,764.34
MGS-S Customer 6049	\$ 5,807.16	\$ 5,948.94	2.44%	\$ 17,073.56	\$ 17,215.34	0.83%	\$ 2,467.19	\$ 2,566.33
MGS-S Customer 6050	\$ 4,204.94	\$ 4,312.89	2.57%	\$ 10,677.52	\$ 10,785.47	1.01%	\$ 1,825.86	\$ 1,896.86
MGS-S Customer 6051	\$ 3,355.62	\$ 3,459.39	3.09%	\$ 11,529.93	\$ 11,633.70	0.90%	\$ 1,528.34	\$ 1,587.54
MGS-S Customer 6052	\$ 4,449.16	\$ 4,557.59	2.44%	\$ 17,369.98	\$ 17,478.41	0.62%	\$ 1,861.25	\$ 1,936.98
MGS-S Customer 6053	\$ 3,719.25	\$ 3,851.30	3.55%	\$ 10,771.60	\$ 10,903.65	1.23%	\$ 1,782.16	\$ 1,868.99
MGS-S Customer 6054	\$ 3,222.96	\$ 3,353.71	4.06%	\$ 6,325.90	\$ 6,456.65	2.07%	\$ 1,671.76	\$ 1,715.41
MGS-S Customer 6055	\$ 7,744.18	\$ 7,895.42	1.95%	\$ 20,596.56	\$ 20,747.80	0.73%	\$ 3,128.00	\$ 3,227.28
MGS-S Customer 6056	\$ 5,944.50	\$ 6,059.96	1.94%	\$ 19,971.62	\$ 20,087.08	0.58%	\$ 2,359.77	\$ 2,451.49
MGS-S Customer 6057	\$ 20,938.44	\$ 21,145.49	0.99%	\$ 97,531.66	\$ 97,738.71	0.21%	\$ 7,110.50	\$ 7,394.39
MGS-S Customer 6058	\$ 4,450.32	\$ 4,585.74	3.04%	\$ 14,240.43	\$ 14,375.85	0.95%	\$ 2,017.02	\$ 2,103.14
MGS-S Customer 6059	\$ 8,739.59	\$ 8,867.32	1.46%	\$ 31,405.50	\$ 31,533.23	0.41%	\$ 3,235.77	\$ 3,369.26
MGS-S Customer 6060	\$ 5,695.18	\$ 5,837.42	2.50%	\$ 10,704.50	\$ 10,846.74	1.33%	\$ 2,489.49	\$ 2,567.12
MGS-S Customer 6061	\$ 23,982.80	\$ 24,209.78	0.95%	\$ 48,129.00	\$ 48,355.98	0.47%	\$ 8,515.63	\$ 8,828.27
MGS-S Customer 6062	\$ 3,309.10	\$ 3,412.64	3.13%	\$ 10,875.41	\$ 10,978.95	0.95%	\$ 1,514.19	\$ 1,576.34
MGS-S Customer 6063	\$ 5,808.65	\$ 5,950.36	2.44%	\$ 18,613.95	\$ 18,755.66	0.76%	\$ 2,460.49	\$ 2,554.94
MGS-S Customer 6064	\$ 6,202.87	\$ 6,346.71	2.32%	\$ 14,786.36	\$ 14,930.20	0.97%	\$ 2,616.05	\$ 2,724.68
MGS-S Customer 6065	\$ 3,975.63	\$ 4,082.82	2.70%	\$ 10,973.71	\$ 11,080.90	0.98%	\$ 1,761.50	\$ 1,808.35
MGS-S Customer 6066	\$ 3,434.38	\$ 3,538.65	3.04%	\$ 9,419.28	\$ 9,523.55	1.11%	\$ 1,565.85	\$ 1,631.84
MGS-S Customer 6067	\$ 7,821.57	\$ 7,972.00	1.92%	\$ 29,224.64	\$ 29,375.07	0.51%	\$ 3,080.11	\$ 3,197.52
MGS-S Customer 6068	\$ 9,090.16	\$ 9,244.93	1.70%	\$ 46,728.27	\$ 46,883.04	0.33%	\$ 3,391.27	\$ 3,526.69
MGS-S Customer 6069	\$ 3,052.07	\$ 3,154.70	3.36%	\$ 9,352.68	\$ 9,455.31	1.10%	\$ 1,444.19	\$ 1,493.30
MGS-S Customer 6070	\$ 9,112.55	\$ 9,269.23	1.72%	\$ 28,423.11	\$ 28,579.79	0.55%	\$ 3,526.30	\$ 3,664.88
MGS-S Customer 6071	\$ 50,491.55	\$ 51,024.83	1.06%	\$ 224,663.66	\$ 225,196.94	0.24%	\$ 17,874.63	\$ 18,269.45
MGS-S Customer 6072	\$ 1,989.56	\$ 2,087.50	4.92%	\$ 5,377.02	\$ 5,474.96	1.82%	\$ 1,109.11	\$ 1,141.64
MGS-S Customer 6073	\$ 3,334.88	\$ 3,465.38	3.91%	\$ 10,519.78	\$ 10,650.28	1.24%	\$ 1,664.21	\$ 1,730.16
MGS-S Customer 6074	\$ 3,814.16	\$ 3,920.24	2.78%	\$ 11,988.70	\$ 12,094.78	0.88%	\$ 1,688.74	\$ 1,746.31
MGS-S Customer 6075	\$ 3,751.73	\$ 3,857.80	2.83%	\$ 12,243.01	\$ 12,349.08	0.87%	\$ 1,679.58	\$ 1,718.34
MGS-S Customer 6076	\$ 2,039.54	\$ 2,137.52	4.80%	\$ 5,060.21	\$ 5,158.19	1.94%	\$ 1,118.21	\$ 1,164.57
MGS-S Customer 6077	\$ 17,785.41	\$ 17,982.49	1.11%	\$ 53,709.91	\$ 53,906.99	0.37%	\$ 6,374.06	\$ 6,568.94

Internal Use

Customer	Delivery 1/24 Prices	Delivery 8/24 Prices	Delivery % Difference	Bundled 1/24 Prices	Bundled 8/24 Prices	Bundled % Difference	Distribution 8/24 Prices	Distribution 1/25 Prices
MGS-S Customer 6078	\$ 1,056.10	\$ 1,176.23	11.37%	\$ 1,618.85	\$ 1,738.98	7.42%	\$ 933.00	\$ 982.81
MGS-S Customer 6079	\$ 13,466.30	\$ 13,615.54	1.11%	\$ 52,581.04	\$ 52,730.28	0.28%	\$ 4,746.00	\$ 4,896.73
MGS-S Customer 6080	\$ 3,619.43	\$ 3,724.56	2.90%	\$ 9,520.35	\$ 9,625.48	1.10%	\$ 1,627.81	\$ 1,697.43
MGS-S Customer 6081	\$ 2,889.00	\$ 3,017.05	4.43%	\$ 11,915.83	\$ 12,043.88	1.07%	\$ 1,494.31	\$ 1,562.99
MGS-S Customer 6082	\$ 2,961.35	\$ 3,064.17	3.47%	\$ 4,497.05	\$ 4,599.87	2.29%	\$ 1,453.24	\$ 1,493.68
MGS-S Customer 6083	\$ 30,200.98	\$ 30,451.41	0.83%	\$ 100,655.96	\$ 100,906.39	0.25%	\$ 10,224.86	\$ 10,691.41
MGS-S Customer 6084	\$ 4,194.83	\$ 4,329.53	3.21%	\$ 11,124.69	\$ 11,259.39	1.21%	\$ 1,960.06	\$ 2,031.58
MGS-S Customer 6085	\$ 3,669.84	\$ 3,802.51	3.62%	\$ 9,236.77	\$ 9,369.44	1.44%	\$ 1,806.93	\$ 1,853.71
MGS-S Customer 6086	\$ 10,812.34	\$ 10,949.74	1.27%	\$ 36,681.18	\$ 36,818.58	0.37%	\$ 3,919.21	\$ 4,069.45
MGS-S Customer 6087	\$ 4,300.33	\$ 4,435.58	3.15%	\$ 10,213.70	\$ 10,348.95	1.32%	\$ 2,000.64	\$ 2,076.27
MGS-S Customer 6088	\$ 11,625.58	\$ 11,794.23	1.45%	\$ 33,481.59	\$ 33,650.24	0.50%	\$ 4,368.77	\$ 4,522.07
MGS-S Customer 6089	\$ 3,350.63	\$ 3,455.28	3.12%	\$ 8,597.62	\$ 8,702.27	1.22%	\$ 1,574.17	\$ 1,599.15
MGS-S Customer 6090	\$ 5,551.56	\$ 5,666.24	2.07%	\$ 12,131.20	\$ 12,245.88	0.95%	\$ 2,294.41	\$ 2,362.82
MGS-S Customer 6091	\$ 3,952.37	\$ 4,085.06	3.36%	\$ 12,247.91	\$ 12,380.60	1.08%	\$ 1,836.87	\$ 1,945.87
MGS-S Customer 6092	\$ 3,680.52	\$ 3,812.67	3.59%	\$ 9,691.82	\$ 9,823.97	1.36%	\$ 1,784.23	\$ 1,860.68
MGS-S Customer 6093	\$ 5,661.50	\$ 5,776.52	2.03%	\$ 12,932.10	\$ 13,047.12	0.89%	\$ 2,321.69	\$ 2,397.73
MGS-S Customer 6094	\$ 6,655.23	\$ 6,801.52	2.20%	\$ 13,022.00	\$ 13,168.29	1.12%	\$ 2,787.71	\$ 2,897.62
MGS-S Customer 6095	\$ 5,080.68	\$ 5,219.42	2.73%	\$ 13,225.39	\$ 13,364.13	1.05%	\$ 2,248.37	\$ 2,333.26
MGS-S Customer 6096	\$ 21,268.67	\$ 21,479.48	0.99%	\$ 64,117.55	\$ 64,328.36	0.33%	\$ 7,406.93	\$ 7,763.55
MGS-S Customer 6097	\$ 9,875.50	\$ 10,035.55	1.62%	\$ 34,213.66	\$ 34,373.71	0.47%	\$ 3,759.51	\$ 3,892.92
MGS-S Customer 6098	\$ 7,893.71	\$ 8,043.93	1.90%	\$ 31,327.70	\$ 31,477.92	0.48%	\$ 3,074.35	\$ 3,212.70
MGS-S Customer 6099	\$ 7,162.98	\$ 7,310.88	2.06%	\$ 21,450.51	\$ 21,598.41	0.69%	\$ 2,902.71	\$ 3,019.15
MGS-S Customer 6100	\$ 8,363.94	\$ 8,517.95	1.84%	\$ 18,615.45	\$ 18,769.46	0.83%	\$ 3,336.49	\$ 3,467.63
MGS-S Customer 6101	\$ 637.72	\$ 728.80	14.28%	\$ 5,498.38	\$ 5,589.46	1.66%	\$ 629.64	\$ 662.11
MGS-S Customer 6102	\$ 4,897.17	\$ 5,035.18	2.82%	\$ 12,795.07	\$ 12,933.08	1.08%	\$ 2,193.59	\$ 2,269.36
MGS-S Customer 6103	\$ 9,111.80	\$ 9,268.52	1.72%	\$ 24,057.49	\$ 24,214.21	0.65%	\$ 3,539.23	\$ 3,700.40
MGS-S Customer 6104	\$ 22,393.43	\$ 22,608.53	0.96%	\$ 81,801.40	\$ 82,016.50	0.26%	\$ 7,696.36	\$ 8,032.13
MGS-S Customer 6105	\$ 3,409.76	\$ 3,514.10	3.06%	\$ 8,716.51	\$ 8,820.85	1.20%	\$ 1,568.01	\$ 1,626.47
MGS-S Customer 6106	\$ 4,614.14	\$ 4,750.73	2.96%	\$ 9,015.58	\$ 9,152.17	1.52%	\$ 2,103.66	\$ 2,200.43
MGS-S Customer 6107	\$ 5,399.25	\$ 5,513.47	2.12%	\$ 14,055.87	\$ 14,170.09	0.81%	\$ 2,249.35	\$ 2,289.07
MGS-S Customer 6108	\$ 3,710.32	\$ 3,815.60	2.84%	\$ 10,976.46	\$ 11,081.74	0.96%	\$ 1,642.81	\$ 1,721.20
MGS-S Customer 6109	\$ 1,143.27	\$ 1,263.80	10.54%	\$ 1,697.68	\$ 1,818.21	7.10%	\$ 961.83	\$ 1,013.53
MGS-S Customer 6110	\$ 39,231.97	\$ 39,523.47	0.74%	\$ 155,895.17	\$ 156,186.67	0.19%	\$ 13,070.35	\$ 13,487.40
MGS-S Customer 6111	\$ 6,859.17	\$ 7,005.93	2.14%	\$ 11,246.89	\$ 11,393.65	1.30%	\$ 2,839.68	\$ 2,991.43
MGS-S Customer 6112	\$ 12,561.38	\$ 12,731.76	1.36%	\$ 48,910.94	\$ 49,081.32	0.35%	\$ 4,527.26	\$ 4,761.72
MGS-S Customer 6113	\$ 5,868.34	\$ 5,983.35	1.96%	\$ 21,098.66	\$ 21,213.67	0.55%	\$ 2,327.21	\$ 2,415.88
MGS-S Customer 6114	\$ 3,309.34	\$ 3,413.66	3.15%	\$ 6,865.23	\$ 6,969.55	1.52%	\$ 1,558.81	\$ 1,600.37
MGS-S Customer 6115	\$ 4,222.01	\$ 4,356.60	3.19%	\$ 11,630.87	\$ 11,765.46	1.16%	\$ 1,957.59	\$ 2,039.96
MGS-S Customer 6116	\$ 5,685.23	\$ 5,826.36	2.48%	\$ 13,873.48	\$ 14,014.61	1.02%	\$ 2,431.19	\$ 2,550.07
MGS-S Customer 6117	\$ 6,636.53	\$ 6,782.07	2.19%	\$ 20,951.48	\$ 21,097.02	0.69%	\$ 2,730.95	\$ 2,833.22

Internal Use

Customer	Delivery 1/24 Prices	Delivery 8/24 Prices	Delivery % Difference	Bundled 1/24 Prices	Bundled 8/24 Prices	Bundled % Difference	Distribution 8/24 Prices	Distribution 1/25 Prices
MGS-S Customer 6118	\$ 14,138.22	\$ 14,290.65	1.08%	\$ 48,837.81	\$ 48,990.24	0.31%	\$ 4,984.33	\$ 5,168.32
MGS-S Customer 6119	\$ 3,767.21	\$ 3,873.03	2.81%	\$ 10,821.39	\$ 10,927.21	0.98%	\$ 1,674.17	\$ 1,739.65
MGS-S Customer 6120	\$ 4,480.82	\$ 4,617.12	3.04%	\$ 8,805.70	\$ 8,942.00	1.55%	\$ 2,074.09	\$ 2,150.26
MGS-S Customer 6121	\$ 4,047.93	\$ 4,154.91	2.64%	\$ 12,420.71	\$ 12,527.69	0.86%	\$ 1,757.86	\$ 1,828.94
MGS-S Customer 6122	\$ 2,464.43	\$ 2,590.69	5.12%	\$ 9,283.57	\$ 9,409.83	1.36%	\$ 1,366.99	\$ 1,430.09
MGS-S Customer 6123	\$ 24,034.61	\$ 24,255.60	0.92%	\$ 101,572.29	\$ 101,793.28	0.22%	\$ 8,118.68	\$ 8,478.47
MGS-S Customer 6124	\$ 2,661.59	\$ 2,761.79	3.76%	\$ 9,243.18	\$ 9,343.38	1.08%	\$ 1,286.05	\$ 1,361.50
MGS-S Customer 6125	\$ 5,038.21	\$ 5,176.46	2.74%	\$ 11,249.01	\$ 11,387.26	1.23%	\$ 2,226.32	\$ 2,337.99
MGS-S Customer 6126	\$ 3,098.04	\$ 3,227.52	4.18%	\$ 7,193.25	\$ 7,322.73	1.80%	\$ 1,597.33	\$ 1,671.66
MGS-S Customer 6127	\$ 8,297.55	\$ 8,450.70	1.85%	\$ 26,885.96	\$ 27,039.11	0.57%	\$ 3,267.98	\$ 3,381.85
MGS-S Customer 6128	\$ 1,997.46	\$ 2,121.92	6.23%	\$ 4,584.39	\$ 4,708.85	2.71%	\$ 1,238.55	\$ 1,297.01
MGS-S Customer 6129	\$ 8,789.99	\$ 8,945.16	1.77%	\$ 31,479.10	\$ 31,634.27	0.49%	\$ 3,409.55	\$ 3,523.78
MGS-S Customer 6130	\$ 17,066.49	\$ 17,257.35	1.12%	\$ 63,667.78	\$ 63,858.64	0.30%	\$ 5,979.48	\$ 6,263.04
MGS-S Customer 6131	\$ 1,693.68	\$ 1,816.51	7.25%	\$ 4,847.36	\$ 4,970.19	2.53%	\$ 1,126.76	\$ 1,188.23
MGS-S Customer 6132	\$ 34,109.61	\$ 34,380.53	0.79%	\$ 91,396.84	\$ 91,667.76	0.30%	\$ 11,662.20	\$ 12,144.29
MGS-S Customer 6133	\$ 5,476.67	\$ 5,616.70	2.56%	\$ 18,444.00	\$ 18,584.03	0.76%	\$ 2,343.44	\$ 2,438.79
MGS-S Customer 6134	\$ 5,895.56	\$ 6,038.24	2.42%	\$ 14,244.46	\$ 14,387.14	1.00%	\$ 2,526.30	\$ 2,615.51
MGS-S Customer 6135	\$ 5,376.20	\$ 5,516.32	2.61%	\$ 11,110.75	\$ 11,250.87	1.26%	\$ 2,353.32	\$ 2,456.90
MGS-S Customer 6136	\$ 8,103.85	\$ 8,254.88	1.86%	\$ 30,286.20	\$ 30,437.23	0.50%	\$ 3,140.27	\$ 3,298.85
MGS-S Customer 6137	\$ 6,739.55	\$ 6,858.55	1.77%	\$ 24,510.29	\$ 24,629.29	0.49%	\$ 2,607.57	\$ 2,701.31
MGS-S Customer 6138	\$ 8,070.63	\$ 8,222.32	1.88%	\$ 29,186.56	\$ 29,338.25	0.52%	\$ 3,168.09	\$ 3,286.12
MGS-S Customer 6139	\$ 4,673.43	\$ 4,809.80	2.92%	\$ 15,409.19	\$ 15,545.56	0.88%	\$ 2,085.21	\$ 2,174.56
MGS-S Customer 6140	\$ 11,447.39	\$ 11,614.10	1.46%	\$ 44,245.63	\$ 44,412.34	0.38%	\$ 4,232.30	\$ 4,382.00
MGS-S Customer 6141	\$ 3,717.00	\$ 3,849.77	3.57%	\$ 7,464.51	\$ 7,597.28	1.78%	\$ 1,822.61	\$ 1,886.69
MGS-S Customer 6142	\$ 4,280.92	\$ 4,415.58	3.15%	\$ 13,388.65	\$ 13,523.31	1.01%	\$ 1,963.78	\$ 2,048.99
MGS-S Customer 6143	\$ 2,783.55	\$ 2,911.66	4.60%	\$ 7,130.14	\$ 7,258.25	1.80%	\$ 1,495.94	\$ 1,558.13
MGS-S Customer 6144	\$ 6,331.85	\$ 6,476.23	2.28%	\$ 18,720.09	\$ 18,864.47	0.77%	\$ 2,646.00	\$ 2,739.16
MGS-S Customer 6145	\$ 4,535.50	\$ 4,671.58	3.00%	\$ 12,908.74	\$ 13,044.82	1.05%	\$ 2,060.90	\$ 2,141.54
MGS-S Customer 6146	\$ 7,755.19	\$ 7,906.38	1.95%	\$ 21,603.95	\$ 21,755.14	0.70%	\$ 3,124.82	\$ 3,224.04
MGS-S Customer 6147	\$ 20,826.24	\$ 21,034.79	1.00%	\$ 79,923.41	\$ 80,131.96	0.26%	\$ 7,208.40	\$ 7,475.73
MGS-S Customer 6148	\$ 7,876.78	\$ 8,028.10	1.92%	\$ 23,197.25	\$ 23,348.57	0.65%	\$ 3,142.36	\$ 3,259.73
MGS-S Customer 6149	\$ 10,838.94	\$ 11,003.94	1.52%	\$ 32,823.27	\$ 32,988.27	0.50%	\$ 4,106.83	\$ 4,244.91
MGS-S Customer 6150	\$ 4,649.77	\$ 4,786.31	2.94%	\$ 14,412.46	\$ 14,549.00	0.95%	\$ 2,092.08	\$ 2,170.99
MGS-S Customer 6151	\$ 4,223.57	\$ 4,358.24	3.19%	\$ 11,689.56	\$ 11,824.23	1.15%	\$ 1,960.94	\$ 2,039.21
MGS-S Customer 6152	\$ 2,040.47	\$ 2,138.43	4.80%	\$ 5,658.06	\$ 5,756.02	1.73%	\$ 1,115.59	\$ 1,160.32
MGS-S Customer 6153	\$ 9,531.83	\$ 9,689.97	1.66%	\$ 35,775.91	\$ 35,934.05	0.44%	\$ 3,626.48	\$ 3,760.25
MGS-S Customer 6154	\$ 7,257.78	\$ 7,406.55	2.05%	\$ 22,834.20	\$ 22,982.97	0.65%	\$ 2,949.83	\$ 3,036.49
MGS-S Customer 6155	\$ 5,062.70	\$ 5,201.16	2.73%	\$ 14,681.53	\$ 14,819.99	0.94%	\$ 2,230.01	\$ 2,317.05
MGS-S Customer 6156	\$ 5,608.60	\$ 5,723.51	2.05%	\$ 12,578.68	\$ 12,693.59	0.91%	\$ 2,310.86	\$ 2,380.01
MGS-S Customer 6157	\$ 8,673.95	\$ 8,828.87	1.79%	\$ 25,434.14	\$ 25,589.06	0.61%	\$ 3,399.17	\$ 3,528.81

Internal Use

Customer	Delivery 1/24 Prices	Delivery 8/24 Prices	Delivery % Difference	Bundled 1/24 Prices	Bundled 8/24 Prices	Bundled % Difference	Distribution 8/24 Prices	Distribution 1/25 Prices
MGS-S Customer 6158	\$ 2,852.30	\$ 2,980.35	4.49%	\$ 10,585.55	\$ 10,713.60	1.21%	\$ 1,492.96	\$ 1,558.80
MGS-S Customer 6159	\$ 22,152.45	\$ 22,467.62	1.42%	\$ 71,386.38	\$ 71,701.55	0.44%	\$ 8,470.82	\$ 8,638.54
MGS-S Customer 6160	\$ 6,412.15	\$ 6,556.63	2.25%	\$ 15,013.92	\$ 15,158.40	0.96%	\$ 2,670.68	\$ 2,802.09
MGS-S Customer 6161	\$ 7,144.37	\$ 7,292.48	2.07%	\$ 20,293.95	\$ 20,442.06	0.73%	\$ 2,912.98	\$ 3,018.36
MGS-S Customer 6162	\$ 4,746.59	\$ 4,858.17	2.35%	\$ 10,955.33	\$ 11,066.91	1.02%	\$ 2,056.19	\$ 2,075.52
MGS-S Customer 6163	\$ 15,431.70	\$ 15,618.16	1.21%	\$ 40,880.50	\$ 41,066.96	0.46%	\$ 5,632.07	\$ 5,826.19
MGS-S Customer 6164	\$ 13,385.47	\$ 13,565.85	1.35%	\$ 24,135.40	\$ 24,315.78	0.75%	\$ 5,140.33	\$ 5,188.73
MGS-S Customer 6165	\$ 1,959.03	\$ 2,083.45	6.35%	\$ 3,743.37	\$ 3,867.79	3.32%	\$ 1,234.27	\$ 1,288.42
MGS-S Customer 6166	\$ 3,177.41	\$ 3,280.49	3.24%	\$ 10,199.94	\$ 10,303.02	1.01%	\$ 1,478.11	\$ 1,532.91
MGS-S Customer 6167	\$ 3,966.64	\$ 4,073.68	2.70%	\$ 8,254.04	\$ 8,361.08	1.30%	\$ 1,760.49	\$ 1,829.13
MGS-S Customer 6168	\$ 17,415.71	\$ 17,606.82	1.10%	\$ 89,813.17	\$ 90,004.28	0.21%	\$ 5,968.33	\$ 6,187.77
MGS-S Customer 6169	\$ 6,157.21	\$ 6,300.46	2.33%	\$ 20,738.97	\$ 20,882.22	0.69%	\$ 2,568.25	\$ 2,663.49
MGS-S Customer 6170	\$ 6,574.27	\$ 6,694.18	1.82%	\$ 17,968.64	\$ 18,088.55	0.67%	\$ 2,643.73	\$ 2,675.77
MGS-S Customer 6171	\$ 4,798.58	\$ 4,909.15	2.30%	\$ 14,946.45	\$ 15,057.02	0.74%	\$ 2,007.44	\$ 2,076.39
MGS-S Customer 6172	\$ 19,011.03	\$ 19,211.28	1.05%	\$ 70,681.06	\$ 70,881.31	0.28%	\$ 6,629.44	\$ 6,898.87
MGS-S Customer 6173	\$ 42,435.93	\$ 42,742.39	0.72%	\$ 164,506.09	\$ 164,812.55	0.19%	\$ 14,126.40	\$ 14,565.72
MGS-S Customer 6174	\$ 1,511.01	\$ 1,633.19	8.09%	\$ 3,534.16	\$ 3,656.34	3.46%	\$ 1,077.54	\$ 1,131.15
MGS-S Customer 6175	\$ 2,612.14	\$ 2,739.07	4.86%	\$ 9,707.80	\$ 9,834.73	1.31%	\$ 1,414.34	\$ 1,479.92
MGS-S Customer 6176	\$ 59,481.94	\$ 59,897.24	0.70%	\$ 260,864.80	\$ 261,280.10	0.16%	\$ 19,645.88	\$ 20,161.37
MGS-S Customer 6177	\$ 7,644.92	\$ 7,797.60	2.00%	\$ 15,360.00	\$ 15,512.68	0.99%	\$ 3,192.26	\$ 3,212.04
MGS-S Customer 6178	\$ 5,110.12	\$ 5,222.18	2.19%	\$ 13,645.62	\$ 13,757.68	0.82%	\$ 2,117.61	\$ 2,198.49
MGS-S Customer 6179	\$ 10,833.53	\$ 10,998.12	1.52%	\$ 38,691.01	\$ 38,855.60	0.43%	\$ 4,072.66	\$ 4,198.90
MGS-S Customer 6180	\$ 8,843.99	\$ 8,999.57	1.76%	\$ 28,821.85	\$ 28,977.43	0.54%	\$ 3,441.61	\$ 3,563.33
MGS-S Customer 6181	\$ 6,421.25	\$ 6,566.83	2.27%	\$ 7,219.38	\$ 7,364.96	2.02%	\$ 2,740.78	\$ 2,857.27
MGS-S Customer 6182	\$ 3,303.60	\$ 3,408.14	3.16%	\$ 6,632.10	\$ 6,736.64	1.58%	\$ 1,568.33	\$ 1,597.26
MGS-S Customer 6183	\$ 3,132.55	\$ 3,236.39	3.31%	\$ 6,267.95	\$ 6,371.79	1.66%	\$ 1,516.19	\$ 1,537.66
MGS-S Customer 6184	\$ 5,321.01	\$ 5,460.79	2.63%	\$ 14,690.63	\$ 14,830.41	0.95%	\$ 2,322.20	\$ 2,408.23
MGS-S Customer 6185	\$ 4,122.27	\$ 4,256.77	3.26%	\$ 10,466.19	\$ 10,600.69	1.29%	\$ 1,943.75	\$ 2,009.24
MGS-S Customer 6186	\$ 7,676.98	\$ 7,800.58	1.61%	\$ 23,121.31	\$ 23,244.91	0.53%	\$ 2,936.52	\$ 3,046.59
MGS-S Customer 6187	\$ 4,166.69	\$ 4,274.00	2.58%	\$ 14,229.09	\$ 14,336.40	0.75%	\$ 1,783.15	\$ 1,859.28
MGS-S Customer 6188	\$ 10,819.07	\$ 10,982.90	1.51%	\$ 41,551.43	\$ 41,715.26	0.39%	\$ 4,030.11	\$ 4,178.26
MGS-S Customer 6189	\$ 3,459.06	\$ 3,590.36	3.80%	\$ 9,190.53	\$ 9,321.83	1.43%	\$ 1,719.14	\$ 1,783.12
MGS-S Customer 6190	\$ 1,156.76	\$ 1,276.72	10.37%	\$ 8,457.75	\$ 8,577.71	1.42%	\$ 920.85	\$ 969.87
MGS-S Customer 6191	\$ 5,089.81	\$ 5,228.05	2.72%	\$ 15,404.96	\$ 15,543.20	0.90%	\$ 2,221.89	\$ 2,324.99
MGS-S Customer 6192	\$ 4,173.20	\$ 4,280.12	2.56%	\$ 19,395.98	\$ 19,502.90	0.55%	\$ 1,753.33	\$ 1,823.79
MGS-S Customer 6193	\$ 5,645.15	\$ 5,759.20	2.02%	\$ 16,906.06	\$ 17,020.11	0.67%	\$ 2,266.54	\$ 2,369.65
MGS-S Customer 6194	\$ 3,120.34	\$ 3,223.68	3.31%	\$ 6,819.85	\$ 6,923.19	1.52%	\$ 1,491.05	\$ 1,534.09
MGS-S Customer 6195	\$ 17,433.79	\$ 17,629.09	1.12%	\$ 53,111.48	\$ 53,306.78	0.37%	\$ 6,251.06	\$ 6,449.43
MGS-S Customer 6196	\$ 1,976.81	\$ 2,101.10	6.29%	\$ 5,340.73	\$ 5,465.02	2.33%	\$ 1,227.02	\$ 1,284.02
MGS-S Customer 6197	\$ 6,013.78	\$ 6,156.68	2.38%	\$ 16,570.94	\$ 16,713.84	0.86%	\$ 2,544.89	\$ 2,642.78

Internal Use

Customer	Delivery 1/24 Prices	Delivery 8/24 Prices	Delivery % Difference	Bundled 1/24 Prices	Bundled 8/24 Prices	Bundled % Difference	Distribution 8/24 Prices	Distribution 1/25 Prices
MGS-S Customer 6198	\$ 6,232.67	\$ 6,375.83	2.30%	\$ 20,442.50	\$ 20,585.66	0.70%	\$ 2,574.88	\$ 2,698.41
MGS-S Customer 6199	\$ 4,111.60	\$ 4,219.04	2.61%	\$ 12,919.04	\$ 13,026.48	0.83%	\$ 1,785.32	\$ 1,845.63
MGS-S Customer 6200	\$ 1,815.27	\$ 1,912.65	5.36%	\$ 4,766.13	\$ 4,863.51	2.04%	\$ 1,063.26	\$ 1,081.08
MGS-S Customer 6201	\$ 21,219.83	\$ 21,433.22	1.01%	\$ 54,493.41	\$ 54,706.80	0.39%	\$ 7,539.53	\$ 7,791.87
MGS-S Customer 6202	\$ 3,701.73	\$ 3,834.61	3.59%	\$ 6,928.42	\$ 7,061.30	1.92%	\$ 1,826.61	\$ 1,883.53
MGS-S Customer 6203	\$ 6,403.81	\$ 6,549.72	2.28%	\$ 13,100.00	\$ 13,245.91	1.11%	\$ 2,737.46	\$ 2,797.22
MGS-S Customer 6204	\$ 12,974.49	\$ 13,150.26	1.35%	\$ 36,083.17	\$ 36,258.94	0.49%	\$ 4,852.49	\$ 4,974.53
MGS-S Customer 6205	\$ 2,584.35	\$ 2,684.80	3.89%	\$ 7,046.46	\$ 7,146.91	1.43%	\$ 1,292.99	\$ 1,344.54
MGS-S Customer 6206	\$ 4,044.09	\$ 4,177.91	3.31%	\$ 10,316.37	\$ 10,450.19	1.30%	\$ 1,904.05	\$ 1,986.22
MGS-S Customer 6207	\$ 10,843.99	\$ 11,009.81	1.53%	\$ 28,634.84	\$ 28,800.66	0.58%	\$ 4,154.78	\$ 4,271.80
MGS-S Customer 6208	\$ 3,321.00	\$ 3,451.39	3.93%	\$ 10,643.02	\$ 10,773.41	1.23%	\$ 1,657.31	\$ 1,724.68
MGS-S Customer 6209	\$ 7,837.68	\$ 7,989.48	1.94%	\$ 15,995.76	\$ 16,147.56	0.95%	\$ 3,177.14	\$ 3,297.51
MGS-S Customer 6210	\$ 2,946.21	\$ 3,074.96	4.37%	\$ 7,545.67	\$ 7,674.42	1.71%	\$ 1,544.07	\$ 1,614.58
MGS-S Customer 6211	\$ 4,339.90	\$ 4,475.36	3.12%	\$ 11,223.14	\$ 11,358.60	1.21%	\$ 2,012.50	\$ 2,081.76
MGS-S Customer 6212	\$ 1,781.73	\$ 1,878.45	5.43%	\$ 4,708.94	\$ 4,805.66	2.05%	\$ 1,029.97	\$ 1,075.62
MGS-S Customer 6213	\$ 6,520.63	\$ 6,666.97	2.24%	\$ 6,895.41	\$ 7,041.75	2.12%	\$ 2,788.17	\$ 2,892.02
MGS-S Customer 6214	\$ 5,000.32	\$ 5,139.00	2.77%	\$ 10,674.54	\$ 10,813.22	1.30%	\$ 2,242.14	\$ 2,321.71
MGS-S Customer 6215	\$ 4,445.18	\$ 4,581.16	3.06%	\$ 9,347.55	\$ 9,483.53	1.45%	\$ 2,054.37	\$ 2,134.70
MGS-S Customer 6216	\$ 7,488.25	\$ 7,638.31	2.00%	\$ 17,835.97	\$ 17,986.03	0.84%	\$ 3,049.71	\$ 3,158.19
MGS-S Customer 6217	\$ 9,177.91	\$ 9,336.13	1.72%	\$ 18,904.03	\$ 19,062.25	0.84%	\$ 3,627.63	\$ 3,752.44
MGS-S Customer 6218	\$ 49,755.14	\$ 50,141.24	0.78%	\$ 227,197.47	\$ 227,583.57	0.17%	\$ 16,568.16	\$ 17,060.04
MGS-S Customer 6219	\$ 3,285.21	\$ 3,415.46	3.96%	\$ 8,662.12	\$ 8,792.37	1.50%	\$ 1,651.59	\$ 1,727.98
MGS-S Customer 6220	\$ 3,884.35	\$ 3,991.37	2.76%	\$ 7,626.94	\$ 7,733.96	1.40%	\$ 1,750.89	\$ 1,800.27
MGS-S Customer 6221	\$ 9,679.30	\$ 9,837.84	1.64%	\$ 32,422.34	\$ 32,580.88	0.49%	\$ 3,671.80	\$ 3,844.65
MGS-S Customer 6222	\$ 12,843.62	\$ 13,016.40	1.35%	\$ 50,870.57	\$ 51,043.35	0.34%	\$ 4,664.79	\$ 4,833.62
MGS-S Customer 6223	\$ 10,599.46	\$ 10,736.72	1.29%	\$ 24,841.28	\$ 24,978.54	0.55%	\$ 3,915.98	\$ 4,081.10
MGS-S Customer 6224	\$ 2,382.11	\$ 2,481.52	4.17%	\$ 6,914.04	\$ 7,013.45	1.44%	\$ 1,221.15	\$ 1,274.19
MGS-S Customer 6225	\$ 30,078.46	\$ 30,328.03	0.83%	\$ 134,081.25	\$ 134,330.82	0.19%	\$ 10,083.50	\$ 10,373.24
MGS-S Customer 6226	\$ 6,027.63	\$ 6,143.49	1.92%	\$ 18,790.20	\$ 18,906.06	0.62%	\$ 2,391.54	\$ 2,490.94
MGS-S Customer 6227	\$ 8,558.33	\$ 8,712.80	1.80%	\$ 26,776.53	\$ 26,931.00	0.58%	\$ 3,360.89	\$ 3,475.02
MGS-S Customer 6228	\$ 5,360.39	\$ 5,500.12	2.61%	\$ 16,174.30	\$ 16,314.03	0.86%	\$ 2,320.94	\$ 2,412.96
MGS-S Customer 6229	\$ 11,201.81	\$ 11,367.14	1.48%	\$ 41,794.76	\$ 41,960.09	0.40%	\$ 4,145.27	\$ 4,317.20
MGS-S Customer 6230	\$ 4,435.33	\$ 4,571.02	3.06%	\$ 12,580.96	\$ 12,716.65	1.08%	\$ 2,031.32	\$ 2,107.42
MGS-S Customer 6231	\$ 4,146.40	\$ 4,280.98	3.25%	\$ 9,836.27	\$ 9,970.85	1.37%	\$ 1,952.06	\$ 2,023.54
MGS-S Customer 6232	\$ 70,090.56	\$ 70,630.33	0.77%	\$ 305,199.48	\$ 305,739.25	0.18%	\$ 23,531.56	\$ 24,141.40
MGS-S Customer 6233	\$ 1,621.96	\$ 1,743.84	7.51%	\$ 11,292.44	\$ 11,414.32	1.08%	\$ 1,058.45	\$ 1,116.47
MGS-S Customer 6234	\$ 14,432.55	\$ 14,615.62	1.27%	\$ 23,971.28	\$ 24,154.35	0.76%	\$ 5,395.75	\$ 5,592.72
MGS-S Customer 6235	\$ 18,892.93	\$ 19,095.55	1.07%	\$ 52,486.45	\$ 52,689.07	0.39%	\$ 6,765.88	\$ 6,972.24
MGS-S Customer 6236	\$ 10,921.59	\$ 11,086.92	1.51%	\$ 33,038.47	\$ 33,203.80	0.50%	\$ 4,131.90	\$ 4,273.39
MGS-S Customer 6237	\$ 3,005.73	\$ 3,107.51	3.39%	\$ 16,095.78	\$ 16,197.56	0.63%	\$ 1,382.82	\$ 1,428.39

Internal Use

Customer	Delivery 1/24 Prices	Delivery 8/24 Prices	Delivery % Difference	Bundled 1/24 Prices	Bundled 8/24 Prices	Bundled % Difference	Distribution 8/24 Prices	Distribution 1/25 Prices
MGS-S Customer 6238	\$ 4,860.31	\$ 4,998.09	2.83%	\$ 11,588.15	\$ 11,725.93	1.19%	\$ 2,181.50	\$ 2,266.94
MGS-S Customer 6239	\$ 8,353.60	\$ 8,507.14	1.84%	\$ 24,213.63	\$ 24,367.17	0.63%	\$ 3,299.54	\$ 3,422.60
MGS-S Customer 6240	\$ 8,346.86	\$ 8,500.31	1.84%	\$ 24,648.74	\$ 24,802.19	0.62%	\$ 3,293.89	\$ 3,417.18
MGS-S Customer 6241	\$ 4,860.91	\$ 4,971.87	2.28%	\$ 14,305.72	\$ 14,416.68	0.78%	\$ 2,034.87	\$ 2,102.77
MGS-S Customer 6242	\$ 2,357.65	\$ 2,456.76	4.20%	\$ 8,184.41	\$ 8,283.52	1.21%	\$ 1,201.19	\$ 1,257.17
MGS-S Customer 6243	\$ 4,438.31	\$ 4,547.14	2.45%	\$ 14,097.36	\$ 14,206.19	0.77%	\$ 1,886.23	\$ 1,954.74
MGS-S Customer 6244	\$ 5,441.25	\$ 5,554.84	2.09%	\$ 15,853.98	\$ 15,967.57	0.72%	\$ 2,221.93	\$ 2,299.36
MGS-S Customer 6245	\$ 7,035.10	\$ 7,182.76	2.10%	\$ 18,604.41	\$ 18,752.07	0.79%	\$ 2,882.67	\$ 2,992.62
MGS-S Customer 6246	\$ 7,026.75	\$ 7,174.96	2.11%	\$ 11,553.42	\$ 11,701.63	1.28%	\$ 2,924.72	\$ 3,040.93
MGS-S Customer 6247	\$ 5,669.34	\$ 5,810.35	2.49%	\$ 18,411.11	\$ 18,552.12	0.77%	\$ 2,412.11	\$ 2,507.18
MGS-S Customer 6248	\$ 4,145.56	\$ 4,253.15	2.60%	\$ 12,650.89	\$ 12,758.48	0.85%	\$ 1,796.85	\$ 1,860.21
MGS-S Customer 6249	\$ 4,481.00	\$ 4,589.77	2.43%	\$ 16,360.99	\$ 16,469.76	0.66%	\$ 1,883.14	\$ 1,954.43
MGS-S Customer 6250	\$ 20,472.47	\$ 20,715.95	1.19%	\$ 64,377.14	\$ 64,620.62	0.38%	\$ 7,418.26	\$ 7,702.71
MGS-S Customer 6251	\$ 25,207.27	\$ 25,436.01	0.91%	\$ 89,971.92	\$ 90,200.66	0.25%	\$ 8,644.20	\$ 8,968.04
MGS-S Customer 6252	\$ 25,777.14	\$ 26,009.24	0.90%	\$ 92,735.65	\$ 92,967.75	0.25%	\$ 8,859.55	\$ 9,141.14
MGS-S Customer 6253	\$ 4,306.68	\$ 4,441.77	3.14%	\$ 10,426.18	\$ 10,561.27	1.30%	\$ 1,993.66	\$ 2,079.14
MGS-S Customer 6254	\$ 5,699.55	\$ 5,840.75	2.48%	\$ 19,220.14	\$ 19,361.34	0.73%	\$ 2,422.09	\$ 2,510.77
MGS-S Customer 6255	\$ 3,816.72	\$ 3,922.80	2.78%	\$ 10,694.59	\$ 10,800.67	0.99%	\$ 1,692.51	\$ 1,758.10
MGS-S Customer 6256	\$ 20,214.24	\$ 20,423.26	1.03%	\$ 47,546.11	\$ 47,755.13	0.44%	\$ 7,233.76	\$ 7,484.68
MGS-S Customer 6257	\$ 10,015.44	\$ 10,177.46	1.62%	\$ 24,604.62	\$ 24,766.64	0.66%	\$ 3,889.36	\$ 4,007.12
MGS-S Customer 6258	\$ 7,795.31	\$ 7,918.90	1.59%	\$ 30,213.27	\$ 30,336.86	0.41%	\$ 2,933.17	\$ 3,036.92
MGS-S Customer 6259	\$ 5,601.31	\$ 5,743.01	2.53%	\$ 12,302.99	\$ 12,444.69	1.15%	\$ 2,449.55	\$ 2,521.29
MGS-S Customer 6260	\$ 11,965.16	\$ 12,134.11	1.41%	\$ 43,376.24	\$ 43,545.19	0.39%	\$ 4,400.74	\$ 4,577.29
MGS-S Customer 6261	\$ 9,056.78	\$ 9,212.97	1.72%	\$ 33,701.17	\$ 33,857.36	0.46%	\$ 3,483.59	\$ 3,603.87
MGS-S Customer 6262	\$ 7,736.92	\$ 7,887.63	1.95%	\$ 25,057.46	\$ 25,208.17	0.60%	\$ 3,092.41	\$ 3,193.53
MGS-S Customer 6263	\$ 9,719.98	\$ 9,879.18	1.64%	\$ 33,517.90	\$ 33,677.10	0.47%	\$ 3,703.46	\$ 3,844.41
MGS-S Customer 6264	\$ 4,357.79	\$ 4,492.79	3.10%	\$ 15,087.26	\$ 15,222.26	0.89%	\$ 1,984.01	\$ 2,062.80
MGS-S Customer 6265	\$ 9,191.82	\$ 9,349.12	1.71%	\$ 21,980.90	\$ 22,138.20	0.72%	\$ 3,580.70	\$ 3,743.86
MGS-S Customer 6266	\$ 8,768.42	\$ 8,922.54	1.76%	\$ 36,944.70	\$ 37,098.82	0.42%	\$ 3,346.06	\$ 3,482.18
MGS-S Customer 6267	\$ 3,793.04	\$ 3,925.73	3.50%	\$ 10,093.77	\$ 10,226.46	1.31%	\$ 1,821.65	\$ 1,897.56
MGS-S Customer 6268	\$ 8,653.32	\$ 8,808.07	1.79%	\$ 28,071.97	\$ 28,226.72	0.55%	\$ 3,382.03	\$ 3,500.40
MGS-S Customer 6269	\$ 7,184.02	\$ 7,332.07	2.06%	\$ 20,987.07	\$ 21,135.12	0.71%	\$ 2,913.60	\$ 3,029.84
MGS-S Customer 6270	\$ 9,527.45	\$ 9,687.04	1.68%	\$ 21,392.59	\$ 21,552.18	0.75%	\$ 3,727.25	\$ 3,860.38
MGS-S Customer 6271	\$ 10,985.76	\$ 11,151.00	1.50%	\$ 38,682.70	\$ 38,847.94	0.43%	\$ 4,121.60	\$ 4,254.25
MGS-S Customer 6272	\$ 6,211.01	\$ 6,327.69	1.88%	\$ 20,556.70	\$ 20,673.38	0.57%	\$ 2,446.72	\$ 2,542.61
MGS-S Customer 6273	\$ 11,925.18	\$ 12,094.39	1.42%	\$ 44,156.68	\$ 44,325.89	0.38%	\$ 4,405.26	\$ 4,550.94
MGS-S Customer 6274	\$ 7,555.28	\$ 7,704.73	1.98%	\$ 26,742.43	\$ 26,891.88	0.56%	\$ 3,008.74	\$ 3,119.34
MGS-S Customer 6275	\$ 11,097.72	\$ 11,235.92	1.25%	\$ 45,212.28	\$ 45,350.48	0.31%	\$ 3,968.99	\$ 4,107.60
MGS-S Customer 6276	\$ 2,177.02	\$ 2,275.46	4.52%	\$ 6,286.40	\$ 6,384.84	1.57%	\$ 1,153.07	\$ 1,205.98
MGS-S Customer 6277	\$ 2,893.25	\$ 2,995.07	3.52%	\$ 7,386.10	\$ 7,487.92	1.38%	\$ 1,393.03	\$ 1,453.42

Customer	Delivery 1/24 Prices	Delivery 8/24 Prices	Delivery % Difference	Bundled 1/24 Prices	Bundled 8/24 Prices	Bundled % Difference	Distribution 8/24 Prices	Distribution 1/25 Prices
MGS-S Customer 6278	\$ 4,040.62	\$ 4,147.99	2.66%	\$ 10,581.07	\$ 10,688.44	1.01%	\$ 1,778.64	\$ 1,836.53
MGS-S Customer 6279	\$ 7,900.13	\$ 8,052.16	1.92%	\$ 18,938.00	\$ 19,090.03	0.80%	\$ 3,187.87	\$ 3,296.20
MGS-S Customer 6280	\$ 13,896.10	\$ 14,072.27	1.27%	\$ 44,582.75	\$ 44,758.92	0.40%	\$ 4,968.12	\$ 5,282.14
MGS-S Customer 6281	\$ 4,020.78	\$ 4,127.77	2.66%	\$ 11,691.41	\$ 11,798.40	0.92%	\$ 1,756.68	\$ 1,823.59
MGS-S Customer 6282	\$ 7,445.37	\$ 7,594.79	2.01%	\$ 24,293.32	\$ 24,442.74	0.62%	\$ 2,999.46	\$ 3,094.37
MGS-S Customer 6283	\$ 4,484.39	\$ 4,632.46	3.30%	\$ 12,391.44	\$ 12,539.51	1.19%	\$ 2,135.53	\$ 2,205.66
MGS-S Customer 6284	\$ 2,945.07	\$ 3,073.98	4.38%	\$ 7,309.94	\$ 7,438.85	1.76%	\$ 1,551.59	\$ 1,614.13
MGS-S Customer 6285	\$ 11,233.02	\$ 11,398.81	1.48%	\$ 39,479.00	\$ 39,644.79	0.42%	\$ 4,176.20	\$ 4,343.68
MGS-S Customer 6286	\$ 6,289.62	\$ 6,407.41	1.87%	\$ 15,613.19	\$ 15,730.98	0.75%	\$ 2,518.99	\$ 2,602.84
MGS-S Customer 6287	\$ 9,236.15	\$ 9,393.17	1.70%	\$ 33,295.51	\$ 33,452.53	0.47%	\$ 3,544.71	\$ 3,671.64
MGS-S Customer 6288	\$ 8,931.12	\$ 9,087.20	1.75%	\$ 30,485.82	\$ 30,641.90	0.51%	\$ 3,471.12	\$ 3,579.52
MGS-S Customer 6289	\$ 4,661.50	\$ 4,797.98	2.93%	\$ 14,817.03	\$ 14,953.51	0.92%	\$ 2,090.28	\$ 2,173.12
MGS-S Customer 6290	\$ 11,802.90	\$ 11,972.46	1.44%	\$ 37,946.43	\$ 38,115.99	0.45%	\$ 4,420.71	\$ 4,547.53
MGS-S Customer 6291	\$ 9,299.55	\$ 9,457.37	1.70%	\$ 31,489.55	\$ 31,647.37	0.50%	\$ 3,592.65	\$ 3,703.37
MGS-S Customer 6292	\$ 8,847.60	\$ 8,975.11	1.44%	\$ 33,309.17	\$ 33,436.68	0.38%	\$ 3,235.04	\$ 3,401.05
MGS-S Customer 6293	\$ 5,104.98	\$ 5,244.14	2.73%	\$ 10,115.44	\$ 10,254.60	1.38%	\$ 2,278.01	\$ 2,364.15
MGS-S Customer 6294	\$ 3,925.23	\$ 4,058.43	3.39%	\$ 10,547.95	\$ 10,681.15	1.26%	\$ 1,860.44	\$ 1,942.47
MGS-S Customer 6295	\$ 4,257.13	\$ 4,391.63	3.16%	\$ 13,987.60	\$ 14,122.10	0.96%	\$ 1,952.26	\$ 2,036.01
MGS-S Customer 6296	\$ 9,715.08	\$ 9,875.82	1.65%	\$ 22,485.19	\$ 22,645.93	0.71%	\$ 3,799.51	\$ 3,915.35
MGS-S Customer 6297	\$ 3,667.69	\$ 3,773.07	2.87%	\$ 9,962.25	\$ 10,067.63	1.06%	\$ 1,643.78	\$ 1,710.84
MGS-S Customer 6298	\$ 22,268.23	\$ 22,524.00	1.15%	\$ 56,396.50	\$ 56,652.27	0.45%	\$ 8,212.00	\$ 8,367.87
MGS-S Customer 6299	\$ 10,924.75	\$ 11,088.63	1.50%	\$ 46,547.59	\$ 46,711.47	0.35%	\$ 4,032.77	\$ 4,180.15
MGS-S Customer 6300	\$ 6,247.68	\$ 6,391.69	2.31%	\$ 15,568.62	\$ 15,712.63	0.93%	\$ 2,627.03	\$ 2,734.83
MGS-S Customer 6301	\$ 5,880.81	\$ 6,023.10	2.42%	\$ 16,792.99	\$ 16,935.28	0.85%	\$ 2,500.37	\$ 2,592.98
MGS-S Customer 6302	\$ 7,563.57	\$ 7,712.46	1.97%	\$ 30,964.77	\$ 31,113.66	0.48%	\$ 2,973.75	\$ 3,094.59
MGS-S Customer 6303	\$ 8,181.32	\$ 8,333.03	1.85%	\$ 31,958.79	\$ 32,110.50	0.47%	\$ 3,176.29	\$ 3,308.81
MGS-S Customer 6304	\$ 5,094.24	\$ 5,233.37	2.73%	\$ 12,233.32	\$ 12,372.45	1.14%	\$ 2,270.16	\$ 2,342.33
MGS-S Customer 6305	\$ 4,994.03	\$ 5,132.16	2.77%	\$ 13,760.34	\$ 13,898.47	1.00%	\$ 2,209.00	\$ 2,300.14
MGS-S Customer 6306	\$ 10,771.85	\$ 10,935.89	1.52%	\$ 40,155.89	\$ 40,319.93	0.41%	\$ 4,036.56	\$ 4,167.77
MGS-S Customer 6307	\$ 9,162.49	\$ 9,319.49	1.71%	\$ 27,900.93	\$ 28,057.93	0.56%	\$ 3,548.16	\$ 3,686.13
MGS-S Customer 6308	\$ 7,705.87	\$ 7,829.51	1.60%	\$ 21,379.69	\$ 21,503.33	0.58%	\$ 2,946.25	\$ 3,072.69
MGS-S Customer 6309	\$ 4,859.12	\$ 4,997.05	2.84%	\$ 12,040.36	\$ 12,178.29	1.15%	\$ 2,187.08	\$ 2,260.78
MGS-S Customer 6310	\$ 13,589.71	\$ 13,768.02	1.31%	\$ 29,641.47	\$ 29,819.78	0.60%	\$ 5,061.30	\$ 5,253.01
MGS-S Customer 6311	\$ 5,889.89	\$ 6,032.15	2.42%	\$ 15,794.72	\$ 15,936.98	0.90%	\$ 2,502.36	\$ 2,605.55
MGS-S Customer 6312	\$ 2,918.61	\$ 3,047.41	4.41%	\$ 7,594.05	\$ 7,722.85	1.70%	\$ 1,542.57	\$ 1,602.09
MGS-S Customer 6313	\$ 17,544.17	\$ 17,737.88	1.10%	\$ 63,834.67	\$ 64,028.38	0.30%	\$ 6,167.66	\$ 6,425.43
MGS-S Customer 6314	\$ 18,874.82	\$ 19,077.33	1.07%	\$ 46,915.12	\$ 47,117.63	0.43%	\$ 6,773.19	\$ 7,012.34
MGS-S Customer 6315	\$ 26,641.05	\$ 26,923.32	1.06%	\$ 61,742.85	\$ 62,025.12	0.46%	\$ 9,669.55	\$ 9,954.43
MGS-S Customer 6316	\$ 3,411.52	\$ 3,542.45	3.84%	\$ 8,876.64	\$ 9,007.57	1.47%	\$ 1,697.58	\$ 1,770.42
MGS-S Customer 6317	\$ 12,983.19	\$ 13,157.66	1.34%	\$ 37,138.53	\$ 37,313.00	0.47%	\$ 4,793.22	\$ 4,985.26

Customer	Delivery 1/24 Prices	Delivery 8/24 Prices	Delivery % Difference	Bundled 1/24 Prices	Bundled 8/24 Prices	Bundled % Difference	Distribution 8/24 Prices	Distribution 1/25 Prices
MGS-S Customer 6318	\$ 5,632.54	\$ 5,773.77	2.51%	\$ 15,971.12	\$ 16,112.35	0.88%	\$ 2,423.42	\$ 2,509.47
MGS-S Customer 6319	\$ 10,533.45	\$ 10,696.64	1.55%	\$ 33,048.31	\$ 33,211.50	0.49%	\$ 3,986.78	\$ 4,137.98
MGS-S Customer 6320	\$ 6,450.80	\$ 6,595.83	2.25%	\$ 13,981.80	\$ 14,126.83	1.04%	\$ 2,703.09	\$ 2,819.94
MGS-S Customer 6321	\$ 5,878.62	\$ 6,020.78	2.42%	\$ 17,743.76	\$ 17,885.92	0.80%	\$ 2,491.80	\$ 2,585.77
MGS-S Customer 6322	\$ 38,102.94	\$ 38,392.58	0.76%	\$ 130,062.34	\$ 130,351.98	0.22%	\$ 12,899.10	\$ 13,260.14
MGS-S Customer 6323	\$ 8,267.35	\$ 8,419.66	1.84%	\$ 32,013.97	\$ 32,166.28	0.48%	\$ 3,214.12	\$ 3,336.75
MGS-S Customer 6324	\$ 12,158.56	\$ 12,328.44	1.40%	\$ 46,064.02	\$ 46,233.90	0.37%	\$ 4,459.92	\$ 4,624.06
MGS-S Customer 6325	\$ 6,177.37	\$ 6,294.62	1.90%	\$ 15,226.37	\$ 15,343.62	0.77%	\$ 2,481.54	\$ 2,565.96
MGS-S Customer 6326	\$ 7,807.18	\$ 7,958.32	1.94%	\$ 10,079.43	\$ 10,230.57	1.50%	\$ 3,159.24	\$ 3,342.09
MGS-S Customer 6327	\$ 7,967.62	\$ 8,119.32	1.90%	\$ 23,290.38	\$ 23,442.08	0.65%	\$ 3,170.70	\$ 3,292.11
MGS-S Customer 6328	\$ 8,532.16	\$ 8,686.71	1.81%	\$ 23,610.39	\$ 23,764.94	0.65%	\$ 3,369.19	\$ 3,489.50
MGS-S Customer 6329	\$ 3,193.51	\$ 3,323.03	4.06%	\$ 9,476.30	\$ 9,605.82	1.37%	\$ 1,605.36	\$ 1,691.95
MGS-S Customer 6330	\$ 11,984.07	\$ 12,198.14	1.79%	\$ 22,743.14	\$ 22,957.21	0.94%	\$ 4,857.65	\$ 5,011.10
MGS-S Customer 6331	\$ 3,850.77	\$ 3,957.25	2.77%	\$ 10,029.01	\$ 10,135.49	1.06%	\$ 1,716.32	\$ 1,772.94
MGS-S Customer 6332	\$ 5,181.71	\$ 5,293.52	2.16%	\$ 20,013.25	\$ 20,125.06	0.56%	\$ 2,099.02	\$ 2,178.44
MGS-S Customer 6333	\$ 5,070.03	\$ 5,208.43	2.73%	\$ 12,483.46	\$ 12,621.86	1.11%	\$ 2,234.17	\$ 2,339.06
MGS-S Customer 6334	\$ 4,336.06	\$ 4,445.28	2.52%	\$ 9,230.77	\$ 9,339.99	1.18%	\$ 1,902.58	\$ 1,948.00
MGS-S Customer 6335	\$ 7,434.52	\$ 7,557.34	1.65%	\$ 24,362.45	\$ 24,485.27	0.50%	\$ 2,867.57	\$ 2,944.88
MGS-S Customer 6336	\$ 5,883.83	\$ 6,026.27	2.42%	\$ 16,654.78	\$ 16,797.22	0.86%	\$ 2,507.14	\$ 2,593.73
MGS-S Customer 6337	\$ 3,342.44	\$ 3,446.61	3.12%	\$ 9,779.26	\$ 9,883.43	1.07%	\$ 1,548.64	\$ 1,591.81
MGS-S Customer 6338	\$ 7,470.25	\$ 7,620.00	2.00%	\$ 20,925.94	\$ 21,075.69	0.72%	\$ 3,026.09	\$ 3,128.67
MGS-S Customer 6339	\$ 3,867.11	\$ 3,973.43	2.75%	\$ 10,588.10	\$ 10,694.42	1.00%	\$ 1,709.99	\$ 1,777.01
MGS-S Customer 6340	\$ 7,731.46	\$ 7,854.92	1.60%	\$ 27,841.87	\$ 27,965.33	0.44%	\$ 2,925.02	\$ 3,031.74
MGS-S Customer 6341	\$ 9,238.14	\$ 9,395.62	1.70%	\$ 34,394.43	\$ 34,551.91	0.46%	\$ 3,562.69	\$ 3,657.66
MGS-S Customer 6342	\$ 27,882.35	\$ 28,124.55	0.87%	\$ 92,368.19	\$ 92,610.39	0.26%	\$ 9,580.42	\$ 9,896.63
MGS-S Customer 6343	\$ 1,816.75	\$ 1,914.16	5.36%	\$ 3,501.80	\$ 3,599.21	2.78%	\$ 1,067.84	\$ 1,091.90
MGS-S Customer 6344	\$ 4,772.95	\$ 4,883.71	2.32%	\$ 11,658.36	\$ 11,769.12	0.95%	\$ 2,021.26	\$ 2,090.70
MGS-S Customer 6345	\$ 2,533.65	\$ 2,634.25	3.97%	\$ 6,989.93	\$ 7,090.53	1.44%	\$ 1,292.81	\$ 1,322.20
MGS-S Customer 6346	\$ 6,238.39	\$ 6,382.07	2.30%	\$ 16,262.86	\$ 16,406.54	0.88%	\$ 2,609.65	\$ 2,729.15
MGS-S Customer 6347	\$ 4,878.89	\$ 4,989.91	2.28%	\$ 12,750.86	\$ 12,861.88	0.87%	\$ 2,043.58	\$ 2,122.53
MGS-S Customer 6348	\$ 2,866.88	\$ 2,968.91	3.56%	\$ 7,382.47	\$ 7,484.50	1.38%	\$ 1,398.43	\$ 1,440.06
MGS-S Customer 6349	\$ 6,392.40	\$ 6,538.02	2.28%	\$ 10,050.21	\$ 10,195.83	1.45%	\$ 2,731.71	\$ 2,821.18
MGS-S Customer 6350	\$ 3,523.39	\$ 3,628.91	2.99%	\$ 8,907.15	\$ 9,012.67	1.18%	\$ 1,634.29	\$ 1,657.81
MGS-S Customer 6351	\$ 3,091.16	\$ 3,194.54	3.34%	\$ 6,267.69	\$ 6,371.07	1.65%	\$ 1,490.39	\$ 1,526.08
MGS-S Customer 6352	\$ 2,633.92	\$ 2,734.56	3.82%	\$ 6,717.02	\$ 6,817.66	1.50%	\$ 1,308.35	\$ 1,365.67
MGS-S Customer 6353	\$ 4,934.99	\$ 5,045.55	2.24%	\$ 19,579.14	\$ 19,689.70	0.56%	\$ 2,012.56	\$ 2,094.76
MGS-S Customer 6354	\$ 3,767.50	\$ 3,899.94	3.52%	\$ 15,062.01	\$ 15,194.45	0.88%	\$ 1,794.31	\$ 1,848.70
MGS-S Customer 6355	\$ 14,974.98	\$ 15,159.51	1.23%	\$ 42,549.09	\$ 42,733.62	0.43%	\$ 5,482.73	\$ 5,646.00
MGS-S Customer 6356	\$ 6,389.86	\$ 6,534.34	2.26%	\$ 17,124.82	\$ 17,269.30	0.84%	\$ 2,662.56	\$ 2,775.20
MGS-S Customer 6357	\$ 9,082.42	\$ 9,239.32	1.73%	\$ 27,476.59	\$ 27,633.49	0.57%	\$ 3,534.23	\$ 3,657.64

Internal Use

Customer	Delivery		Delivery	Bundled		Bundled	Bundled	Distribution	Distribution
	1/24 Prices	8/24 Prices	% Difference	1/24 Prices	8/24 Prices	% Difference	8/24 Prices	1/25 Prices	
MGS-S Customer 6358	\$ 5,634.15	\$ 5,774.87	2.50%	\$ 19,016.71	\$ 19,157.43	0.74%	\$ 2,392.91	\$ 2,491.11	
MGS-S Customer 6359	\$ 6,757.54	\$ 6,903.47	2.16%	\$ 20,510.31	\$ 20,656.24	0.71%	\$ 2,765.36	\$ 2,882.37	
MGS-S Customer 6360	\$ 6,919.79	\$ 7,039.66	1.73%	\$ 24,809.14	\$ 24,929.01	0.48%	\$ 2,668.84	\$ 2,763.13	
MGS-S Customer 6361	\$ 13,761.07	\$ 13,939.19	1.29%	\$ 48,780.60	\$ 48,958.72	0.37%	\$ 5,025.16	\$ 5,167.56	
MGS-S Customer 6362	\$ 5,890.20	\$ 6,032.50	2.42%	\$ 18,084.42	\$ 18,226.72	0.79%	\$ 2,498.44	\$ 2,586.09	
MGS-S Customer 6363	\$ 7,924.00	\$ 8,075.19	1.91%	\$ 28,464.04	\$ 28,615.23	0.53%	\$ 3,129.11	\$ 3,237.15	
MGS-S Customer 6364	\$ 26,151.62	\$ 26,383.16	0.89%	\$ 108,695.69	\$ 108,927.23	0.21%	\$ 8,842.19	\$ 9,170.94	
MGS-S Customer 6365	\$ 7,041.55	\$ 7,189.44	2.10%	\$ 18,614.17	\$ 18,762.06	0.79%	\$ 2,893.92	\$ 2,992.34	
MGS-S Customer 6366	\$ 12,679.38	\$ 12,856.68	1.40%	\$ 32,698.37	\$ 32,875.67	0.54%	\$ 4,890.56	\$ 4,861.34	
MGS-S Customer 6367	\$ 9,799.97	\$ 9,962.38	1.66%	\$ 26,308.78	\$ 26,471.19	0.62%	\$ 3,874.07	\$ 3,898.63	
MGS-S Customer 6368	\$ 3,715.25	\$ 3,847.54	3.56%	\$ 9,775.79	\$ 9,908.08	1.35%	\$ 1,794.92	\$ 1,872.66	
MGS-S Customer 6369	\$ 7,381.68	\$ 7,531.30	2.03%	\$ 18,727.61	\$ 18,877.23	0.80%	\$ 3,014.32	\$ 3,111.76	
MGS-S Customer 6370	\$ 5,633.51	\$ 5,780.55	2.61%	\$ 9,157.40	\$ 9,304.44	1.61%	\$ 2,519.37	\$ 2,585.85	
MGS-S Customer 6371	\$ 10,042.12	\$ 10,203.32	1.61%	\$ 31,377.43	\$ 31,538.63	0.51%	\$ 3,839.40	\$ 3,971.77	
MGS-S Customer 6372	\$ 4,339.32	\$ 4,447.62	2.50%	\$ 14,402.18	\$ 14,510.48	0.75%	\$ 1,849.13	\$ 1,917.50	
MGS-S Customer 6373	\$ 4,325.26	\$ 4,433.40	2.50%	\$ 15,242.01	\$ 15,350.15	0.71%	\$ 1,838.09	\$ 1,906.61	
MGS-S Customer 6374	\$ 3,806.29	\$ 3,913.26	2.81%	\$ 6,769.03	\$ 6,876.00	1.58%	\$ 1,740.60	\$ 1,775.60	
MGS-S Customer 6375	\$ 8,572.57	\$ 8,727.25	1.80%	\$ 25,081.38	\$ 25,236.06	0.62%	\$ 3,376.01	\$ 3,492.59	
MGS-S Customer 6376	\$ 3,171.06	\$ 3,273.71	3.24%	\$ 8,468.32	\$ 8,570.97	1.21%	\$ 1,462.85	\$ 1,549.88	
MGS-S Customer 6377	\$ 3,298.33	\$ 3,402.16	3.15%	\$ 8,375.64	\$ 8,479.47	1.24%	\$ 1,531.51	\$ 1,589.28	
MGS-S Customer 6378	\$ 8,070.81	\$ 8,196.86	1.56%	\$ 16,969.66	\$ 17,095.71	0.74%	\$ 3,112.11	\$ 3,231.63	
MGS-S Customer 6379	\$ 8,719.56	\$ 8,875.11	1.78%	\$ 18,886.74	\$ 19,042.29	0.82%	\$ 3,450.13	\$ 3,594.48	
MGS-S Customer 6380	\$ 5,424.91	\$ 5,538.03	2.09%	\$ 19,226.13	\$ 19,339.25	0.59%	\$ 2,190.59	\$ 2,270.16	
MGS-S Customer 6381	\$ 4,299.64	\$ 4,408.09	2.52%	\$ 10,285.46	\$ 10,393.91	1.05%	\$ 1,861.05	\$ 1,933.47	
MGS-S Customer 6382	\$ 6,093.96	\$ 6,210.49	1.91%	\$ 16,750.88	\$ 16,867.41	0.70%	\$ 2,434.64	\$ 2,527.44	
MGS-S Customer 6383	\$ 5,195.34	\$ 5,307.52	2.16%	\$ 19,808.98	\$ 19,921.16	0.57%	\$ 2,117.99	\$ 2,181.22	
MGS-S Customer 6384	\$ 5,756.04	\$ 5,871.05	2.00%	\$ 13,471.12	\$ 13,586.13	0.85%	\$ 2,331.96	\$ 2,432.73	
MGS-S Customer 6385	\$ 17,665.00	\$ 17,860.65	1.11%	\$ 55,933.39	\$ 56,129.04	0.35%	\$ 6,289.48	\$ 6,517.78	
MGS-S Customer 6386	\$ 2,220.19	\$ 2,345.67	5.65%	\$ 5,534.86	\$ 5,660.34	2.27%	\$ 1,310.16	\$ 1,369.29	
MGS-S Customer 6387	\$ 602.68	\$ 693.76	15.11%	\$ 3,745.96	\$ 3,837.04	2.43%	\$ 629.64	\$ 662.11	
MGS-S Customer 6388	\$ 6,463.49	\$ 6,581.50	1.83%	\$ 23,047.03	\$ 23,165.04	0.51%	\$ 2,532.00	\$ 2,610.66	
MGS-S Customer 6389	\$ 1,706.47	\$ 1,802.81	5.65%	\$ 4,413.26	\$ 4,509.60	2.18%	\$ 1,004.24	\$ 1,051.38	
MGS-S Customer 6390	\$ 10,523.87	\$ 10,687.37	1.55%	\$ 14,508.82	\$ 14,672.32	1.13%	\$ 4,047.24	\$ 4,284.39	
MGS-S Customer 6391	\$ 3,969.00	\$ 4,075.98	2.70%	\$ 8,734.59	\$ 8,841.57	1.22%	\$ 1,756.95	\$ 1,826.83	
MGS-S Customer 6392	\$ 4,672.83	\$ 4,809.62	2.93%	\$ 10,361.90	\$ 10,498.69	1.32%	\$ 2,116.71	\$ 2,211.19	
MGS-S Customer 6393	\$ 8,992.93	\$ 9,148.98	1.74%	\$ 31,452.60	\$ 31,608.65	0.50%	\$ 3,474.88	\$ 3,597.67	
MGS-S Customer 6394	\$ 12,906.78	\$ 13,079.50	1.34%	\$ 55,111.21	\$ 55,283.93	0.31%	\$ 4,659.15	\$ 4,825.41	
MGS-S Customer 6395	\$ 4,694.11	\$ 4,803.94	2.34%	\$ 13,431.74	\$ 13,541.57	0.82%	\$ 1,965.20	\$ 2,054.52	
MGS-S Customer 6396	\$ 4,398.64	\$ 4,534.38	3.09%	\$ 12,056.25	\$ 12,191.99	1.13%	\$ 2,030.28	\$ 2,095.87	
MGS-S Customer 6397	\$ 5,608.03	\$ 5,722.53	2.04%	\$ 16,386.86	\$ 16,501.36	0.70%	\$ 2,282.86	\$ 2,353.08	

Internal Use

Customer	Delivery 1/24 Prices	Delivery 8/24 Prices	Delivery % Difference	Bundled 1/24 Prices	Bundled 8/24 Prices	Bundled % Difference	Distribution 8/24 Prices	Distribution 1/25 Prices
MGS-S Customer 6398	\$ 9,826.13	\$ 10,036.43	2.14%	\$ 22,527.68	\$ 22,737.98	0.93%	\$ 4,181.54	\$ 4,277.29
MGS-S Customer 6399	\$ 5,564.62	\$ 5,704.76	2.52%	\$ 20,935.37	\$ 21,075.51	0.67%	\$ 2,353.10	\$ 2,453.35
MGS-S Customer 6400	\$ 12,441.29	\$ 12,612.27	1.37%	\$ 43,525.58	\$ 43,696.56	0.39%	\$ 4,533.72	\$ 4,758.56
MGS-S Customer 6401	\$ 3,385.86	\$ 3,516.45	3.86%	\$ 7,592.25	\$ 7,722.84	1.72%	\$ 1,682.62	\$ 1,774.55
MGS-S Customer 6402	\$ 20,252.73	\$ 20,461.20	1.03%	\$ 43,983.01	\$ 44,191.48	0.47%	\$ 7,223.22	\$ 7,537.14
MGS-S Customer 6403	\$ 4,291.93	\$ 4,426.85	3.14%	\$ 12,148.70	\$ 12,283.62	1.11%	\$ 1,979.97	\$ 2,060.70
MGS-S Customer 6404	\$ 40,437.13	\$ 40,728.94	0.72%	\$ 195,744.31	\$ 196,036.12	0.15%	\$ 13,137.28	\$ 13,653.44
MGS-S Customer 6405	\$ 6,373.60	\$ 6,517.45	2.26%	\$ 23,020.79	\$ 23,164.64	0.62%	\$ 2,617.45	\$ 2,727.05
MGS-S Customer 6406	\$ 7,970.04	\$ 8,121.19	1.90%	\$ 29,986.36	\$ 30,137.51	0.50%	\$ 3,129.34	\$ 3,244.14
MGS-S Customer 6407	\$ 4,986.47	\$ 5,124.56	2.77%	\$ 15,258.77	\$ 15,396.86	0.90%	\$ 2,201.98	\$ 2,285.13
MGS-S Customer 6408	\$ 4,549.37	\$ 4,685.51	2.99%	\$ 12,730.65	\$ 12,866.79	1.07%	\$ 2,066.19	\$ 2,147.96
MGS-S Customer 6409	\$ 7,093.57	\$ 7,241.06	2.08%	\$ 24,575.91	\$ 24,723.40	0.60%	\$ 2,867.41	\$ 2,969.31
MGS-S Customer 6410	\$ 3,605.36	\$ 3,737.40	3.66%	\$ 9,284.26	\$ 9,416.30	1.42%	\$ 1,770.64	\$ 1,834.16
MGS-S Customer 6411	\$ 3,775.01	\$ 3,907.66	3.51%	\$ 10,242.33	\$ 10,374.98	1.30%	\$ 1,817.70	\$ 1,889.16
MGS-S Customer 6412	\$ 4,798.67	\$ 4,935.75	2.86%	\$ 15,906.24	\$ 16,043.32	0.86%	\$ 2,131.47	\$ 2,213.89
MGS-S Customer 6413	\$ 10,555.21	\$ 10,718.18	1.54%	\$ 40,099.22	\$ 40,262.19	0.41%	\$ 3,961.43	\$ 4,091.13
MGS-S Customer 6414	\$ 7,466.19	\$ 7,589.60	1.65%	\$ 19,550.72	\$ 19,674.13	0.63%	\$ 2,909.96	\$ 2,990.96
MGS-S Customer 6415	\$ 2,522.12	\$ 2,649.03	5.03%	\$ 7,823.95	\$ 7,950.86	1.62%	\$ 1,407.05	\$ 1,458.29
MGS-S Customer 6416	\$ 13,880.61	\$ 14,059.46	1.29%	\$ 45,954.42	\$ 46,133.27	0.39%	\$ 5,080.69	\$ 5,231.76
MGS-S Customer 6417	\$ 13,364.72	\$ 13,513.66	1.11%	\$ 43,164.80	\$ 43,313.74	0.35%	\$ 4,743.91	\$ 4,936.44
MGS-S Customer 6418	\$ 3,846.32	\$ 3,952.54	2.76%	\$ 10,592.33	\$ 10,698.55	1.00%	\$ 1,702.91	\$ 1,769.53
MGS-S Customer 6419	\$ 4,515.57	\$ 4,624.65	2.42%	\$ 11,512.62	\$ 11,621.70	0.95%	\$ 1,913.92	\$ 2,005.35
MGS-S Customer 6420	\$ 5,475.01	\$ 5,615.33	2.56%	\$ 15,580.37	\$ 15,720.69	0.90%	\$ 2,363.37	\$ 2,458.41
MGS-S Customer 6421	\$ 4,699.57	\$ 4,836.32	2.91%	\$ 14,844.81	\$ 14,981.56	0.92%	\$ 2,106.99	\$ 2,185.46
MGS-S Customer 6422	\$ 3,477.46	\$ 3,609.20	3.79%	\$ 9,126.31	\$ 9,258.05	1.44%	\$ 1,741.21	\$ 1,785.93
MGS-S Customer 6423	\$ 30,903.57	\$ 31,157.97	0.82%	\$ 127,762.59	\$ 128,016.99	0.20%	\$ 10,420.79	\$ 10,710.01
MGS-S Customer 6424	\$ 1,775.79	\$ 1,899.00	6.94%	\$ 6,164.54	\$ 6,287.75	2.00%	\$ 1,150.68	\$ 1,206.83
MGS-S Customer 6425	\$ 3,775.47	\$ 3,881.01	2.80%	\$ 14,197.92	\$ 14,303.46	0.74%	\$ 1,654.23	\$ 1,718.39
MGS-S Customer 6426	\$ 5,047.97	\$ 5,159.51	2.21%	\$ 11,755.02	\$ 11,866.56	0.95%	\$ 2,091.30	\$ 2,194.73
MGS-S Customer 6427	\$ 6,000.46	\$ 6,143.31	2.38%	\$ 15,193.54	\$ 15,336.39	0.94%	\$ 2,544.72	\$ 2,649.24
MGS-S Customer 6428	\$ 6,059.73	\$ 6,202.06	2.35%	\$ 22,486.27	\$ 22,628.60	0.63%	\$ 2,510.18	\$ 2,619.68
MGS-S Customer 6429	\$ 10,296.06	\$ 10,457.95	1.57%	\$ 32,901.98	\$ 33,063.87	0.49%	\$ 3,899.19	\$ 4,056.22
MGS-S Customer 6430	\$ 4,221.26	\$ 4,356.49	3.20%	\$ 10,169.71	\$ 10,304.94	1.33%	\$ 1,989.64	\$ 2,043.99
MGS-S Customer 6431	\$ 7,471.68	\$ 7,621.61	2.01%	\$ 16,635.63	\$ 16,785.56	0.90%	\$ 3,045.12	\$ 3,162.81
MGS-S Customer 6432	\$ 4,815.94	\$ 4,926.38	2.29%	\$ 14,561.03	\$ 14,671.47	0.76%	\$ 2,005.08	\$ 2,088.36
MGS-S Customer 6433	\$ 6,488.43	\$ 6,633.42	2.23%	\$ 18,609.52	\$ 18,754.51	0.78%	\$ 2,693.81	\$ 2,797.71
MGS-S Customer 6434	\$ 3,954.82	\$ 4,087.55	3.36%	\$ 16,535.25	\$ 16,667.98	0.80%	\$ 1,827.55	\$ 1,910.83
MGS-S Customer 6435	\$ 6,539.39	\$ 6,684.70	2.22%	\$ 16,942.87	\$ 17,088.18	0.86%	\$ 2,718.84	\$ 2,828.88
MGS-S Customer 6436	\$ 5,790.07	\$ 5,932.03	2.45%	\$ 15,907.89	\$ 16,049.85	0.89%	\$ 2,476.18	\$ 2,566.66
MGS-S Customer 6437	\$ 22,758.01	\$ 23,059.58	1.33%	\$ 39,321.67	\$ 39,623.24	0.77%	\$ 8,782.90	\$ 8,943.64

Internal Use

Customer	Delivery 1/24 Prices	Delivery 8/24 Prices	Delivery % Difference	Bundled 1/24 Prices	Bundled 8/24 Prices	Bundled % Difference	Distribution 8/24 Prices	Distribution 1/25 Prices
MGS-S Customer 6438	\$ 9,178.32	\$ 9,335.30	1.71%	\$ 15,851.32	\$ 16,008.30	0.99%	\$ 3,581.14	\$ 3,792.98
MGS-S Customer 6439	\$ 22,130.28	\$ 22,366.44	1.07%	\$ 58,621.79	\$ 58,857.95	0.40%	\$ 7,968.33	\$ 8,204.62
MGS-S Customer 6440	\$ 14,621.35	\$ 14,776.16	1.06%	\$ 51,112.59	\$ 51,267.40	0.30%	\$ 5,146.54	\$ 5,321.29
MGS-S Customer 6441	\$ 5,027.27	\$ 5,139.20	2.23%	\$ 12,190.57	\$ 12,302.50	0.92%	\$ 2,104.95	\$ 2,177.69
MGS-S Customer 6442	\$ 5,234.08	\$ 5,374.37	2.68%	\$ 6,916.50	\$ 7,056.79	2.03%	\$ 2,353.35	\$ 2,430.58
MGS-S Customer 6443	\$ 5,764.29	\$ 5,906.44	2.47%	\$ 11,539.75	\$ 11,681.90	1.23%	\$ 2,492.73	\$ 2,589.90
MGS-S Customer 6444	\$ 4,622.64	\$ 4,759.22	2.95%	\$ 10,198.71	\$ 10,335.29	1.34%	\$ 2,101.37	\$ 2,194.22
MGS-S Customer 6445	\$ 6,273.74	\$ 6,417.86	2.30%	\$ 19,108.63	\$ 19,252.75	0.75%	\$ 2,626.21	\$ 2,714.86
MGS-S Customer 6446	\$ 6,614.41	\$ 6,760.04	2.20%	\$ 19,809.58	\$ 19,955.21	0.74%	\$ 2,735.48	\$ 2,832.29
MGS-S Customer 6447	\$ 3,130.10	\$ 3,260.17	4.16%	\$ 3,578.01	\$ 3,708.08	3.64%	\$ 1,636.82	\$ 1,707.90
MGS-S Customer 6448	\$ 4,862.05	\$ 4,999.82	2.83%	\$ 14,223.33	\$ 14,361.10	0.97%	\$ 2,174.73	\$ 2,245.80
MGS-S Customer 6449	\$ 3,161.11	\$ 3,290.82	4.10%	\$ 9,139.84	\$ 9,269.55	1.42%	\$ 1,610.78	\$ 1,678.86
MGS-S Customer 6450	\$ 17,601.60	\$ 17,796.27	1.11%	\$ 66,186.51	\$ 66,381.18	0.29%	\$ 6,210.96	\$ 6,418.21
MGS-S Customer 6451	\$ 3,888.28	\$ 3,995.08	2.75%	\$ 6,968.94	\$ 7,075.74	1.53%	\$ 1,743.48	\$ 1,810.02
MGS-S Customer 6452	\$ 23,532.75	\$ 23,753.94	0.94%	\$ 89,120.09	\$ 89,341.28	0.25%	\$ 8,094.83	\$ 8,370.83
MGS-S Customer 6453	\$ 14,720.10	\$ 14,902.56	1.24%	\$ 49,328.28	\$ 49,510.74	0.37%	\$ 5,340.61	\$ 5,508.83
MGS-S Customer 6454	\$ 7,060.13	\$ 7,180.48	1.70%	\$ 25,481.60	\$ 25,601.95	0.47%	\$ 2,706.83	\$ 2,809.97
MGS-S Customer 6455	\$ 9,619.80	\$ 9,778.44	1.65%	\$ 29,364.56	\$ 29,523.20	0.54%	\$ 3,676.45	\$ 3,844.10
MGS-S Customer 6456	\$ 9,276.63	\$ 9,433.11	1.69%	\$ 29,885.22	\$ 30,041.70	0.52%	\$ 3,534.74	\$ 3,723.46
MGS-S Customer 6457	\$ 1,425.68	\$ 1,547.53	8.55%	\$ 1,736.48	\$ 1,858.33	7.02%	\$ 1,056.68	\$ 1,114.59
MGS-S Customer 6458	\$ 6,062.04	\$ 6,204.85	2.36%	\$ 20,276.90	\$ 20,419.71	0.70%	\$ 2,537.59	\$ 2,633.12
MGS-S Customer 6459	\$ 4,367.91	\$ 4,503.10	3.10%	\$ 13,158.21	\$ 13,293.40	1.03%	\$ 1,999.06	\$ 2,080.64
MGS-S Customer 6460	\$ 12,184.95	\$ 12,355.04	1.40%	\$ 42,921.53	\$ 43,091.62	0.40%	\$ 4,481.04	\$ 4,658.54
MGS-S Customer 6461	\$ 9,004.93	\$ 9,160.67	1.73%	\$ 36,125.53	\$ 36,281.27	0.43%	\$ 3,450.50	\$ 3,567.62
MGS-S Customer 6462	\$ 3,334.74	\$ 3,465.69	3.93%	\$ 7,453.72	\$ 7,584.67	1.76%	\$ 1,692.57	\$ 1,749.97
MGS-S Customer 6463	\$ 5,065.57	\$ 5,204.24	2.74%	\$ 13,834.16	\$ 13,972.83	1.00%	\$ 2,242.20	\$ 2,322.64
MGS-S Customer 6464	\$ 7,381.59	\$ 7,530.37	2.02%	\$ 27,099.84	\$ 27,248.62	0.55%	\$ 2,955.59	\$ 3,052.31
MGS-S Customer 6465	\$ 6,358.76	\$ 6,477.08	1.86%	\$ 15,342.17	\$ 15,460.49	0.77%	\$ 2,551.93	\$ 2,627.44
MGS-S Customer 6466	\$ 16,146.91	\$ 16,333.38	1.15%	\$ 74,119.72	\$ 74,306.19	0.25%	\$ 5,639.30	\$ 5,847.08
MGS-S Customer 6467	\$ 6,342.79	\$ 6,487.25	2.28%	\$ 16,736.21	\$ 16,880.67	0.86%	\$ 2,656.63	\$ 2,759.09
MGS-S Customer 6468	\$ 3,766.68	\$ 3,872.46	2.81%	\$ 11,466.57	\$ 11,572.35	0.92%	\$ 1,670.52	\$ 1,734.60
MGS-S Customer 6469	\$ 3,801.85	\$ 3,934.66	3.49%	\$ 9,661.29	\$ 9,794.10	1.37%	\$ 1,829.29	\$ 1,903.34
MGS-S Customer 6470	\$ 2,976.40	\$ 3,105.36	4.33%	\$ 7,897.85	\$ 8,026.81	1.63%	\$ 1,556.57	\$ 1,621.59
MGS-S Customer 6471	\$ 10,632.29	\$ 10,795.51	1.54%	\$ 40,724.77	\$ 40,887.99	0.40%	\$ 3,981.02	\$ 4,114.90
MGS-S Customer 6472	\$ 6,340.14	\$ 6,483.49	2.26%	\$ 27,954.26	\$ 28,097.61	0.51%	\$ 2,577.64	\$ 2,678.37
MGS-S Customer 6473	\$ 11,371.49	\$ 11,539.21	1.47%	\$ 33,474.65	\$ 33,642.37	0.50%	\$ 4,294.84	\$ 4,427.75
MGS-S Customer 6474	\$ 1,726.87	\$ 1,849.96	7.13%	\$ 3,650.27	\$ 3,773.36	3.37%	\$ 1,145.23	\$ 1,208.94
MGS-S Customer 6475	\$ 74,778.64	\$ 75,913.17	1.52%	\$ 162,149.21	\$ 163,283.74	0.70%	\$ 30,224.37	\$ 30,418.42
MGS-S Customer 6476	\$ 45,502.83	\$ 45,818.45	0.69%	\$ 212,181.53	\$ 212,497.15	0.15%	\$ 14,805.94	\$ 15,333.14
MGS-S Customer 6477	\$ 2,551.67	\$ 2,678.67	4.98%	\$ 6,698.53	\$ 6,825.53	1.90%	\$ 1,417.71	\$ 1,478.86

Internal Use

Customer	Delivery 1/24 Prices	Delivery 8/24 Prices	Delivery % Difference	Bundled 1/24 Prices	Bundled 8/24 Prices	Bundled % Difference	Distribution 8/24 Prices	Distribution 1/25 Prices
MGS-S Customer 6478	\$ 10,973.69	\$ 11,140.16	1.52%	\$ 22,528.03	\$ 22,694.50	0.74%	\$ 4,216.04	\$ 4,368.64
MGS-S Customer 6479	\$ 5,073.78	\$ 5,212.15	2.73%	\$ 16,845.45	\$ 16,983.82	0.82%	\$ 2,221.91	\$ 2,304.75
MGS-S Customer 6480	\$ 8,400.88	\$ 8,554.65	1.83%	\$ 22,418.75	\$ 22,572.52	0.69%	\$ 3,320.35	\$ 3,454.42
MGS-S Customer 6481	\$ 15,981.07	\$ 16,229.80	1.56%	\$ 40,323.80	\$ 40,572.53	0.62%	\$ 6,270.39	\$ 6,404.19
MGS-S Customer 6482	\$ 9,712.09	\$ 9,871.14	1.64%	\$ 37,103.38	\$ 37,262.43	0.43%	\$ 3,686.50	\$ 3,813.15
MGS-S Customer 6483	\$ 33,445.70	\$ 33,711.40	0.79%	\$ 135,569.99	\$ 135,835.69	0.20%	\$ 11,230.75	\$ 11,564.48
MGS-S Customer 6484	\$ 4,031.34	\$ 4,165.08	3.32%	\$ 10,999.02	\$ 11,132.76	1.22%	\$ 1,896.91	\$ 1,976.27
MGS-S Customer 6485	\$ 3,430.68	\$ 3,561.44	3.81%	\$ 9,546.07	\$ 9,676.83	1.37%	\$ 1,690.63	\$ 1,774.94
MGS-S Customer 6486	\$ 3,330.86	\$ 3,434.66	3.12%	\$ 6,942.39	\$ 7,046.19	1.50%	\$ 1,538.19	\$ 1,615.07
MGS-S Customer 6487	\$ 3,946.93	\$ 4,053.46	2.70%	\$ 10,002.90	\$ 10,109.43	1.06%	\$ 1,731.07	\$ 1,812.53
MGS-S Customer 6488	\$ 8,015.49	\$ 8,166.98	1.89%	\$ 26,625.96	\$ 26,777.45	0.57%	\$ 3,158.91	\$ 3,286.86
MGS-S Customer 6489	\$ 4,747.58	\$ 4,858.23	2.33%	\$ 8,234.34	\$ 8,344.99	1.34%	\$ 2,021.86	\$ 2,109.99
MGS-S Customer 6490	\$ 5,221.28	\$ 5,360.76	2.67%	\$ 10,150.61	\$ 10,290.09	1.37%	\$ 2,307.60	\$ 2,408.20
MGS-S Customer 6491	\$ 5,973.70	\$ 6,089.99	1.95%	\$ 12,619.27	\$ 12,735.56	0.92%	\$ 2,419.46	\$ 2,514.61
MGS-S Customer 6492	\$ 41,155.37	\$ 41,458.32	0.74%	\$ 101,253.49	\$ 101,556.44	0.30%	\$ 13,968.54	\$ 14,601.98
MGS-S Customer 6493	\$ 6,392.19	\$ 6,536.92	2.26%	\$ 16,719.91	\$ 16,864.64	0.87%	\$ 2,674.99	\$ 2,776.49
MGS-S Customer 6494	\$ 5,467.04	\$ 5,607.70	2.57%	\$ 8,761.60	\$ 8,902.26	1.61%	\$ 2,395.49	\$ 2,507.52
MGS-S Customer 6495	\$ 3,417.51	\$ 3,521.67	3.05%	\$ 8,819.90	\$ 8,924.06	1.18%	\$ 1,560.76	\$ 1,631.03
MGS-S Customer 6496	\$ 38,715.05	\$ 39,003.71	0.75%	\$ 165,502.01	\$ 165,790.67	0.17%	\$ 12,852.89	\$ 13,227.12
MGS-S Customer 6497	\$ 6,349.45	\$ 6,467.29	1.86%	\$ 17,868.48	\$ 17,986.32	0.66%	\$ 2,522.86	\$ 2,608.43
MGS-S Customer 6498	\$ 6,761.56	\$ 6,881.18	1.77%	\$ 22,305.99	\$ 22,425.61	0.54%	\$ 2,643.89	\$ 2,721.14
MGS-S Customer 6499	\$ 24,543.05	\$ 24,769.42	0.92%	\$ 69,626.92	\$ 69,853.29	0.33%	\$ 8,505.99	\$ 8,889.83
MGS-S Customer 6500	\$ 15,279.49	\$ 15,464.33	1.21%	\$ 42,903.87	\$ 43,088.71	0.43%	\$ 5,535.21	\$ 5,765.86
MGS-S Customer 6501	\$ 7,726.39	\$ 7,876.97	1.95%	\$ 25,574.72	\$ 25,725.30	0.59%	\$ 3,083.86	\$ 3,186.46
MGS-S Customer 6502	\$ 4,129.36	\$ 4,263.70	3.25%	\$ 12,232.94	\$ 12,367.28	1.10%	\$ 1,932.50	\$ 1,999.60
MGS-S Customer 6503	\$ 2,457.54	\$ 2,584.18	5.15%	\$ 3,225.39	\$ 3,352.03	3.93%	\$ 1,398.85	\$ 1,472.90
MGS-S Customer 6504	\$ 5,054.25	\$ 5,192.57	2.74%	\$ 12,691.63	\$ 12,829.95	1.09%	\$ 2,228.17	\$ 2,331.70
MGS-S Customer 6505	\$ 10,241.64	\$ 10,403.46	1.58%	\$ 30,959.93	\$ 31,121.75	0.52%	\$ 3,893.50	\$ 4,050.75
MGS-S Customer 6506	\$ 6,039.20	\$ 6,182.28	2.37%	\$ 19,301.78	\$ 19,444.86	0.74%	\$ 2,549.08	\$ 2,628.45
MGS-S Customer 6507	\$ 23,246.08	\$ 23,538.11	1.26%	\$ 49,572.43	\$ 49,864.46	0.59%	\$ 8,762.33	\$ 8,993.71
MGS-S Customer 6508	\$ 49,439.30	\$ 49,916.08	0.96%	\$ 116,466.37	\$ 116,943.15	0.41%	\$ 17,780.55	\$ 18,279.88
MGS-S Customer 6509	\$ 19,393.26	\$ 19,596.20	1.05%	\$ 60,404.78	\$ 60,607.72	0.34%	\$ 6,824.74	\$ 7,110.48
MGS-S Customer 6510	\$ 16,062.79	\$ 16,249.97	1.17%	\$ 57,252.56	\$ 57,439.74	0.33%	\$ 5,703.38	\$ 5,943.73
MGS-S Customer 6511	\$ 6,852.52	\$ 6,999.05	2.14%	\$ 21,734.22	\$ 21,880.75	0.67%	\$ 2,801.24	\$ 2,904.33
MGS-S Customer 6512	\$ 2,143.41	\$ 2,268.42	5.83%	\$ 6,250.62	\$ 6,375.63	2.00%	\$ 1,278.03	\$ 1,337.00
MGS-S Customer 6513	\$ 7,313.85	\$ 7,461.13	2.01%	\$ 35,102.89	\$ 35,250.17	0.42%	\$ 2,859.62	\$ 2,975.89
MGS-S Customer 6514	\$ 5,986.19	\$ 6,129.39	2.39%	\$ 10,909.81	\$ 11,053.01	1.31%	\$ 2,569.38	\$ 2,674.68
MGS-S Customer 6515	\$ 27,937.89	\$ 28,177.64	0.86%	\$ 109,145.08	\$ 109,384.83	0.22%	\$ 9,436.39	\$ 9,809.91
MGS-S Customer 6516	\$ 14,457.27	\$ 14,637.37	1.25%	\$ 47,593.73	\$ 47,773.83	0.38%	\$ 5,206.38	\$ 5,442.77
MGS-S Customer 6517	\$ 7,061.97	\$ 7,209.88	2.09%	\$ 17,684.61	\$ 17,832.52	0.84%	\$ 2,899.85	\$ 3,008.32

Internal Use

Customer	Delivery 1/24 Prices	Delivery 8/24 Prices	Delivery % Difference	Bundled 1/24 Prices	Bundled 8/24 Prices	Bundled % Difference	Distribution 8/24 Prices	Distribution 1/25 Prices
MGS-S Customer 6518	\$ 8,332.07	\$ 8,485.59	1.84%	\$ 26,298.89	\$ 26,452.41	0.58%	\$ 3,290.42	\$ 3,396.56
MGS-S Customer 6519	\$ 14,691.38	\$ 14,874.17	1.24%	\$ 40,446.41	\$ 40,629.20	0.45%	\$ 5,374.37	\$ 5,566.75
MGS-S Customer 6520	\$ 9,437.91	\$ 9,596.32	1.68%	\$ 29,269.51	\$ 29,427.92	0.54%	\$ 3,642.94	\$ 3,772.05
MGS-S Customer 6521	\$ 20,888.30	\$ 21,097.44	1.00%	\$ 81,790.83	\$ 81,999.97	0.26%	\$ 7,237.52	\$ 7,478.87
MGS-S Customer 6522	\$ 3,335.16	\$ 3,465.98	3.92%	\$ 8,175.37	\$ 8,306.19	1.60%	\$ 1,684.63	\$ 1,745.83
MGS-S Customer 6523	\$ 3,844.55	\$ 3,977.21	3.45%	\$ 11,060.64	\$ 11,193.30	1.20%	\$ 1,825.01	\$ 1,911.16
MGS-S Customer 6524	\$ 5,033.10	\$ 5,171.58	2.75%	\$ 11,925.48	\$ 12,063.96	1.16%	\$ 2,234.32	\$ 2,327.38
MGS-S Customer 6525	\$ 11,553.12	\$ 11,693.17	1.21%	\$ 48,274.95	\$ 48,415.00	0.29%	\$ 4,102.47	\$ 4,248.84
MGS-S Customer 6526	\$ 5,548.70	\$ 5,688.97	2.53%	\$ 20,873.74	\$ 21,014.01	0.67%	\$ 2,357.20	\$ 2,445.59
MGS-S Customer 6527	\$ 2,422.44	\$ 2,522.71	4.14%	\$ 4,662.01	\$ 4,762.28	2.15%	\$ 1,269.86	\$ 1,299.32
MGS-S Customer 6528	\$ 27,864.53	\$ 28,109.71	0.88%	\$ 77,976.00	\$ 78,221.18	0.31%	\$ 9,671.36	\$ 10,010.86
MGS-S Customer 6529	\$ 2,304.44	\$ 2,404.08	4.32%	\$ 4,077.81	\$ 4,177.45	2.44%	\$ 1,228.31	\$ 1,262.75
MGS-S Customer 6530	\$ 4,161.43	\$ 4,269.09	2.59%	\$ 10,729.42	\$ 10,837.08	1.00%	\$ 1,806.99	\$ 1,881.93
MGS-S Customer 6531	\$ 12,192.64	\$ 12,364.32	1.41%	\$ 25,017.59	\$ 25,189.27	0.69%	\$ 4,598.52	\$ 4,791.30
MGS-S Customer 6532	\$ 9,436.90	\$ 9,595.91	1.68%	\$ 25,182.43	\$ 25,341.44	0.63%	\$ 3,679.74	\$ 3,798.36
MGS-S Customer 6533	\$ 2,799.38	\$ 2,927.25	4.57%	\$ 8,928.14	\$ 9,056.01	1.43%	\$ 1,482.59	\$ 1,552.72
MGS-S Customer 6534	\$ 5,594.20	\$ 5,735.46	2.53%	\$ 8,837.92	\$ 8,979.18	1.60%	\$ 2,438.08	\$ 2,552.53
MGS-S Customer 6535	\$ 26,136.82	\$ 26,380.61	0.93%	\$ 93,049.62	\$ 93,293.41	0.26%	\$ 9,058.81	\$ 9,329.02
MGS-S Customer 6536	\$ 2,290.78	\$ 2,416.41	5.48%	\$ 6,650.74	\$ 6,776.37	1.89%	\$ 1,323.42	\$ 1,387.44
MGS-S Customer 6537	\$ 2,595.74	\$ 2,722.89	4.90%	\$ 7,447.60	\$ 7,574.75	1.71%	\$ 1,427.87	\$ 1,489.20
MGS-S Customer 6538	\$ 5,113.80	\$ 5,252.72	2.72%	\$ 13,322.50	\$ 13,461.42	1.04%	\$ 2,260.59	\$ 2,343.97
MGS-S Customer 6539	\$ 46,128.76	\$ 46,454.71	0.71%	\$ 135,277.27	\$ 135,603.22	0.24%	\$ 15,543.72	\$ 16,106.96
MGS-S Customer 6540	\$ 4,542.56	\$ 4,678.78	3.00%	\$ 12,932.83	\$ 13,069.05	1.05%	\$ 2,068.07	\$ 2,142.54
MGS-S Customer 6541	\$ 2,630.61	\$ 2,731.42	3.83%	\$ 6,604.24	\$ 6,705.05	1.53%	\$ 1,316.09	\$ 1,363.06
MGS-S Customer 6542	\$ 5,165.74	\$ 5,304.12	2.68%	\$ 19,438.07	\$ 19,576.45	0.71%	\$ 2,227.85	\$ 2,321.23
MGS-S Customer 6543	\$ 11,051.20	\$ 11,190.72	1.26%	\$ 21,005.85	\$ 21,145.37	0.66%	\$ 4,084.17	\$ 4,273.42
MGS-S Customer 6544	\$ 19,387.07	\$ 19,591.57	1.05%	\$ 51,582.00	\$ 51,786.50	0.40%	\$ 6,915.93	\$ 7,162.23
MGS-S Customer 6545	\$ 10,254.17	\$ 10,419.01	1.61%	\$ 41,041.37	\$ 41,206.21	0.40%	\$ 3,840.84	\$ 4,016.91
MGS-S Customer 6546	\$ 11,984.34	\$ 12,152.75	1.41%	\$ 52,673.06	\$ 52,841.47	0.32%	\$ 4,355.26	\$ 4,514.54
MGS-S Customer 6547	\$ 8,151.41	\$ 8,303.61	1.87%	\$ 27,647.31	\$ 27,799.51	0.55%	\$ 3,205.38	\$ 3,326.22
MGS-S Customer 6548	\$ 4,935.51	\$ 5,046.48	2.25%	\$ 14,152.02	\$ 14,262.99	0.78%	\$ 2,044.81	\$ 2,135.11
MGS-S Customer 6549	\$ 21,279.20	\$ 21,490.30	0.99%	\$ 85,824.46	\$ 86,035.56	0.25%	\$ 7,364.49	\$ 7,584.02
MGS-S Customer 6550	\$ 5,052.14	\$ 5,190.73	2.74%	\$ 12,602.11	\$ 12,740.70	1.10%	\$ 2,239.74	\$ 2,328.37
MGS-S Customer 6551	\$ 5,718.43	\$ 5,859.63	2.47%	\$ 18,223.45	\$ 18,364.65	0.77%	\$ 2,427.18	\$ 2,526.89
MGS-S Customer 6552	\$ 7,057.56	\$ 7,205.40	2.09%	\$ 17,057.92	\$ 17,205.76	0.87%	\$ 2,897.87	\$ 3,012.54
MGS-S Customer 6553	\$ 3,959.83	\$ 4,066.82	2.70%	\$ 7,586.44	\$ 7,693.43	1.41%	\$ 1,759.59	\$ 1,832.32
MGS-S Customer 6554	\$ 11,615.61	\$ 11,783.73	1.45%	\$ 38,581.84	\$ 38,749.96	0.44%	\$ 4,330.97	\$ 4,481.93
MGS-S Customer 6555	\$ 2,126.47	\$ 2,223.49	4.56%	\$ 16,482.21	\$ 16,579.23	0.59%	\$ 1,057.08	\$ 1,117.54
MGS-S Customer 6556	\$ 6,107.87	\$ 6,250.67	2.34%	\$ 15,857.07	\$ 15,999.87	0.90%	\$ 2,555.04	\$ 2,688.91
MGS-S Customer 6557	\$ 1,613.88	\$ 1,708.74	5.88%	\$ 14,742.43	\$ 14,837.29	0.64%	\$ 899.65	\$ 945.12

Customer	Delivery 1/24 Prices	Delivery 8/24 Prices	Delivery % Difference	Bundled 1/24 Prices	Bundled 8/24 Prices	Bundled % Difference	Distribution 8/24 Prices	Distribution 1/25 Prices
MGS-S Customer 6558	\$ 4,568.15	\$ 4,677.81	2.40%	\$ 10,988.28	\$ 11,097.94	1.00%	\$ 1,947.53	\$ 2,024.57
MGS-S Customer 6559	\$ 4,620.38	\$ 4,757.04	2.96%	\$ 6,537.95	\$ 6,674.61	2.09%	\$ 2,114.18	\$ 2,222.72
MGS-S Customer 6560	\$ 7,806.97	\$ 7,957.35	1.93%	\$ 28,155.04	\$ 28,305.42	0.53%	\$ 3,078.64	\$ 3,200.99
MGS-S Customer 6561	\$ 9,796.05	\$ 9,954.93	1.62%	\$ 39,079.54	\$ 39,238.42	0.41%	\$ 3,684.71	\$ 3,833.71
MGS-S Customer 6562	\$ 15,362.99	\$ 15,547.25	1.20%	\$ 49,802.06	\$ 49,986.32	0.37%	\$ 5,502.59	\$ 5,750.27
MGS-S Customer 6563	\$ 3,650.17	\$ 3,755.47	2.88%	\$ 10,313.80	\$ 10,419.10	1.02%	\$ 1,637.29	\$ 1,701.54
MGS-S Customer 6564	\$ 4,685.63	\$ 4,795.51	2.35%	\$ 13,593.51	\$ 13,703.39	0.81%	\$ 1,965.86	\$ 2,049.05
MGS-S Customer 6565	\$ 16,480.09	\$ 16,669.74	1.15%	\$ 60,229.36	\$ 60,419.01	0.31%	\$ 5,858.76	\$ 6,062.52
MGS-S Customer 6566	\$ 6,611.96	\$ 6,730.95	1.80%	\$ 18,518.81	\$ 18,637.80	0.64%	\$ 2,606.29	\$ 2,698.13
MGS-S Customer 6567	\$ 23,613.16	\$ 23,836.95	0.95%	\$ 63,715.14	\$ 63,938.93	0.35%	\$ 8,286.57	\$ 8,583.70
MGS-S Customer 6568	\$ 5,194.87	\$ 5,333.94	2.68%	\$ 15,482.37	\$ 15,621.44	0.90%	\$ 2,272.11	\$ 2,357.91
MGS-S Customer 6569	\$ 4,638.99	\$ 4,748.84	2.37%	\$ 13,432.72	\$ 13,542.57	0.82%	\$ 1,959.01	\$ 2,031.32
MGS-S Customer 6570	\$ 4,626.65	\$ 4,762.87	2.94%	\$ 15,791.12	\$ 15,927.34	0.86%	\$ 2,071.46	\$ 2,153.78
MGS-S Customer 6571	\$ 13,369.91	\$ 13,546.66	1.32%	\$ 32,100.01	\$ 32,276.76	0.55%	\$ 4,957.52	\$ 5,160.14
MGS-S Customer 6572	\$ 5,113.16	\$ 5,225.18	2.19%	\$ 5,643.34	\$ 5,755.36	1.98%	\$ 2,136.72	\$ 2,266.84
MGS-S Customer 6573	\$ 4,681.57	\$ 4,818.46	2.92%	\$ 11,673.59	\$ 11,810.48	1.17%	\$ 2,118.74	\$ 2,202.73
MGS-S Customer 6574	\$ 6,936.42	\$ 7,083.49	2.12%	\$ 14,075.61	\$ 14,222.68	1.04%	\$ 2,855.76	\$ 2,996.35
MGS-S Customer 6575	\$ 2,823.04	\$ 2,951.40	4.55%	\$ 6,923.85	\$ 7,052.21	1.85%	\$ 1,512.78	\$ 1,573.19
MGS-S Customer 6576	\$ 24,989.23	\$ 25,217.03	0.91%	\$ 84,017.84	\$ 84,245.64	0.27%	\$ 8,590.03	\$ 8,938.25
MGS-S Customer 6577	\$ 1,433.67	\$ 1,555.92	8.53%	\$ 1,643.92	\$ 1,766.17	7.44%	\$ 1,075.35	\$ 1,113.89
MGS-S Customer 6578	\$ 23,173.21	\$ 23,391.52	0.94%	\$ 85,753.13	\$ 85,971.44	0.25%	\$ 7,929.72	\$ 8,284.33
MGS-S Customer 6579	\$ 2,868.48	\$ 2,970.11	3.54%	\$ 8,203.68	\$ 8,305.31	1.24%	\$ 1,378.99	\$ 1,438.71
MGS-S Customer 6580	\$ 20,743.86	\$ 20,976.17	1.12%	\$ 68,231.84	\$ 68,464.15	0.34%	\$ 7,452.94	\$ 7,665.69
MGS-S Customer 6581	\$ 4,382.10	\$ 4,517.30	3.09%	\$ 14,700.11	\$ 14,835.31	0.92%	\$ 1,997.34	\$ 2,073.60
MGS-S Customer 6582	\$ 3,946.68	\$ 4,053.46	2.71%	\$ 8,316.12	\$ 8,422.90	1.28%	\$ 1,746.53	\$ 1,823.39
MGS-S Customer 6583	\$ 6,566.18	\$ 6,711.17	2.21%	\$ 20,552.05	\$ 20,697.04	0.71%	\$ 2,698.90	\$ 2,813.88
MGS-S Customer 6584	\$ 8,330.30	\$ 8,484.39	1.85%	\$ 19,789.35	\$ 19,943.44	0.78%	\$ 3,332.27	\$ 3,443.01
MGS-S Customer 6585	\$ 7,599.64	\$ 7,749.41	1.97%	\$ 25,392.78	\$ 25,542.55	0.59%	\$ 3,032.00	\$ 3,145.15
MGS-S Customer 6586	\$ 4,469.22	\$ 4,604.90	3.04%	\$ 13,063.79	\$ 13,199.47	1.04%	\$ 2,033.89	\$ 2,117.65
MGS-S Customer 6587	\$ 4,649.64	\$ 4,786.55	2.94%	\$ 11,402.05	\$ 11,538.96	1.20%	\$ 2,116.45	\$ 2,191.40
MGS-S Customer 6588	\$ 9,972.01	\$ 10,132.19	1.61%	\$ 36,022.98	\$ 36,183.16	0.44%	\$ 3,772.90	\$ 3,916.48
MGS-S Customer 6589	\$ 6,439.77	\$ 6,556.22	1.81%	\$ 24,447.72	\$ 24,564.17	0.48%	\$ 2,456.14	\$ 2,608.20
MGS-S Customer 6590	\$ 9,861.55	\$ 10,022.19	1.63%	\$ 25,022.05	\$ 25,182.69	0.64%	\$ 3,807.30	\$ 3,956.45
MGS-S Customer 6591	\$ 3,404.98	\$ 3,571.43	4.89%	\$ 7,225.96	\$ 7,392.41	2.30%	\$ 1,963.31	\$ 2,008.60
MGS-S Customer 6592	\$ 9,838.10	\$ 9,998.64	1.63%	\$ 28,805.87	\$ 28,966.41	0.56%	\$ 3,790.14	\$ 3,916.42
MGS-S Customer 6593	\$ 6,880.26	\$ 7,026.53	2.13%	\$ 22,767.59	\$ 22,913.86	0.64%	\$ 2,790.48	\$ 2,910.49
MGS-S Customer 6594	\$ 3,525.40	\$ 3,656.96	3.73%	\$ 8,910.99	\$ 9,042.55	1.48%	\$ 1,740.06	\$ 1,809.84
MGS-S Customer 6595	\$ 10,188.23	\$ 10,349.74	1.59%	\$ 34,969.73	\$ 35,131.24	0.46%	\$ 3,862.78	\$ 3,998.88
MGS-S Customer 6596	\$ 1,334.27	\$ 1,428.95	7.10%	\$ 3,127.98	\$ 3,222.66	3.03%	\$ 885.18	\$ 927.69
MGS-S Customer 6597	\$ 6,264.48	\$ 6,381.84	1.87%	\$ 18,545.65	\$ 18,663.01	0.63%	\$ 2,489.02	\$ 2,573.27

Internal Use

Customer	Delivery 1/24 Prices	Delivery 8/24 Prices	Delivery % Difference	Bundled 1/24 Prices	Bundled 8/24 Prices	Bundled % Difference	Distribution 8/24 Prices	Distribution 1/25 Prices
MGS-S Customer 6598	\$ 4,373.17	\$ 4,508.47	3.09%	\$ 8,861.45	\$ 8,996.75	1.53%	\$ 2,015.78	\$ 2,117.21
MGS-S Customer 6599	\$ 569.39	\$ 660.47	16.00%	\$ 2,080.87	\$ 2,171.95	4.38%	\$ 629.64	\$ 662.11
MGS-S Customer 6600	\$ 20,364.25	\$ 20,570.78	1.01%	\$ 72,349.65	\$ 72,556.18	0.29%	\$ 7,078.58	\$ 7,371.23
MGS-S Customer 6601	\$ 5,510.13	\$ 5,624.19	2.07%	\$ 15,915.21	\$ 16,029.27	0.72%	\$ 2,251.57	\$ 2,321.75
MGS-S Customer 6602	\$ 15,008.48	\$ 15,191.42	1.22%	\$ 53,675.30	\$ 53,858.24	0.34%	\$ 5,388.05	\$ 5,586.75
MGS-S Customer 6603	\$ 3,162.13	\$ 3,265.47	3.27%	\$ 8,764.13	\$ 8,867.47	1.18%	\$ 1,491.13	\$ 1,535.38
MGS-S Customer 6604	\$ 5,389.01	\$ 5,529.21	2.60%	\$ 13,557.95	\$ 13,698.15	1.03%	\$ 2,352.49	\$ 2,440.82
MGS-S Customer 6605	\$ 3,309.72	\$ 3,440.89	3.96%	\$ 4,005.59	\$ 4,136.76	3.27%	\$ 1,707.42	\$ 1,765.72
MGS-S Customer 6606	\$ 20,748.34	\$ 20,957.70	1.01%	\$ 69,424.66	\$ 69,634.02	0.30%	\$ 7,261.09	\$ 7,520.83
MGS-S Customer 6607	\$ 9,318.62	\$ 9,477.69	1.71%	\$ 28,213.26	\$ 28,372.33	0.56%	\$ 3,624.17	\$ 3,740.96
MGS-S Customer 6608	\$ 4,672.37	\$ 4,809.05	2.93%	\$ 13,735.76	\$ 13,872.44	1.00%	\$ 2,103.12	\$ 2,184.26
MGS-S Customer 6609	\$ 4,382.39	\$ 4,518.18	3.10%	\$ 7,088.04	\$ 7,223.83	1.92%	\$ 2,043.31	\$ 2,129.80
MGS-S Customer 6610	\$ 3,273.88	\$ 3,404.22	3.98%	\$ 9,354.54	\$ 9,484.88	1.39%	\$ 1,652.36	\$ 1,716.40
MGS-S Customer 6611	\$ 11,453.01	\$ 11,618.50	1.44%	\$ 51,148.21	\$ 51,313.70	0.32%	\$ 4,161.09	\$ 4,341.83
MGS-S Customer 6612	\$ 3,371.93	\$ 3,501.99	3.86%	\$ 15,666.70	\$ 15,796.76	0.83%	\$ 1,636.13	\$ 1,708.16
MGS-S Customer 6613	\$ 8,093.34	\$ 8,245.33	1.88%	\$ 27,221.88	\$ 27,373.87	0.56%	\$ 3,189.62	\$ 3,308.18
MGS-S Customer 6614	\$ 5,012.67	\$ 5,151.01	2.76%	\$ 13,172.24	\$ 13,310.58	1.05%	\$ 2,222.40	\$ 2,310.17
MGS-S Customer 6615	\$ 4,059.26	\$ 4,193.12	3.30%	\$ 9,099.54	\$ 9,233.40	1.47%	\$ 1,910.61	\$ 2,002.26
MGS-S Customer 6616	\$ 10,200.16	\$ 10,362.86	1.60%	\$ 20,306.55	\$ 20,469.25	0.80%	\$ 3,954.75	\$ 4,111.33
MGS-S Customer 6617	\$ 9,169.25	\$ 9,324.80	1.70%	\$ 38,466.45	\$ 38,622.00	0.40%	\$ 3,457.65	\$ 3,618.72
MGS-S Customer 6618	\$ 3,731.46	\$ 3,863.85	3.55%	\$ 11,598.40	\$ 11,730.79	1.14%	\$ 1,796.73	\$ 1,863.02
MGS-S Customer 6619	\$ 17,701.23	\$ 17,902.64	1.14%	\$ 54,791.22	\$ 54,992.63	0.37%	\$ 6,293.92	\$ 6,602.21
MGS-S Customer 6620	\$ 2,680.06	\$ 2,807.16	4.74%	\$ 8,370.39	\$ 8,497.49	1.52%	\$ 1,434.48	\$ 1,517.12
MGS-S Customer 6621	\$ 3,198.34	\$ 3,328.47	4.07%	\$ 8,876.22	\$ 9,006.35	1.47%	\$ 1,634.37	\$ 1,691.56
MGS-S Customer 6622	\$ 6,015.87	\$ 6,131.39	1.92%	\$ 20,191.76	\$ 20,307.28	0.57%	\$ 2,371.10	\$ 2,478.61
MGS-S Customer 6623	\$ 14,270.36	\$ 14,451.44	1.27%	\$ 35,285.73	\$ 35,466.81	0.51%	\$ 5,257.84	\$ 5,455.31
MGS-S Customer 6624	\$ 6,023.50	\$ 6,139.60	1.93%	\$ 17,343.83	\$ 17,459.93	0.67%	\$ 2,404.81	\$ 2,498.48
MGS-S Customer 6625	\$ 11,256.90	\$ 11,423.27	1.48%	\$ 38,221.87	\$ 38,388.24	0.44%	\$ 4,208.15	\$ 4,357.01
MGS-S Customer 6626	\$ 4,684.31	\$ 4,820.87	2.92%	\$ 13,871.11	\$ 14,007.67	0.98%	\$ 2,098.83	\$ 2,189.61
MGS-S Customer 6627	\$ 3,777.77	\$ 3,909.97	3.50%	\$ 13,357.64	\$ 13,489.84	0.99%	\$ 1,789.67	\$ 1,870.00
MGS-S Customer 6628	\$ 4,074.72	\$ 4,208.43	3.28%	\$ 14,005.26	\$ 14,138.97	0.95%	\$ 1,893.21	\$ 1,969.74
MGS-S Customer 6629	\$ 12,103.30	\$ 12,273.73	1.41%	\$ 34,023.64	\$ 34,194.07	0.50%	\$ 4,508.61	\$ 4,694.40
MGS-S Customer 6630	\$ 4,698.66	\$ 4,809.24	2.35%	\$ 10,668.02	\$ 10,778.60	1.04%	\$ 2,006.37	\$ 2,070.19
MGS-S Customer 6631	\$ 2,974.74	\$ 3,103.54	4.33%	\$ 9,031.63	\$ 9,160.43	1.43%	\$ 1,546.22	\$ 1,613.46
MGS-S Customer 6632	\$ 8,225.96	\$ 8,378.11	1.85%	\$ 31,589.22	\$ 31,741.37	0.48%	\$ 3,202.43	\$ 3,325.11
MGS-S Customer 6633	\$ 4,683.90	\$ 4,793.84	2.35%	\$ 15,430.40	\$ 15,540.34	0.71%	\$ 1,963.56	\$ 2,032.32
MGS-S Customer 6634	\$ 1,799.56	\$ 1,896.27	5.37%	\$ 3,341.55	\$ 3,438.26	2.89%	\$ 1,035.46	\$ 1,094.50
MGS-S Customer 6635	\$ 6,600.55	\$ 6,745.97	2.20%	\$ 22,528.91	\$ 22,674.33	0.65%	\$ 2,717.15	\$ 2,806.53
MGS-S Customer 6636	\$ 5,015.93	\$ 5,127.17	2.22%	\$ 17,065.03	\$ 17,176.27	0.65%	\$ 2,059.68	\$ 2,141.03
MGS-S Customer 6637	\$ 3,560.21	\$ 3,664.96	2.94%	\$ 9,663.38	\$ 9,768.13	1.08%	\$ 1,603.03	\$ 1,676.22

Internal Use

Customer	Delivery 1/24 Prices	Delivery 8/24 Prices	Delivery % Difference	Bundled 1/24 Prices	Bundled 8/24 Prices	Bundled % Difference	Distribution 8/24 Prices	Distribution 1/25 Prices
MGS-S Customer 6638	\$ 30,622.11	\$ 30,874.19	0.82%	\$ 133,747.35	\$ 133,999.43	0.19%	\$ 10,266.26	\$ 10,571.43
MGS-S Customer 6639	\$ 10,958.03	\$ 11,123.09	1.51%	\$ 37,183.83	\$ 37,348.89	0.44%	\$ 4,113.91	\$ 4,257.37
MGS-S Customer 6640	\$ 5,275.17	\$ 5,388.02	2.14%	\$ 13,987.77	\$ 14,100.62	0.81%	\$ 2,172.71	\$ 2,254.76
MGS-S Customer 6641	\$ 19,054.04	\$ 19,275.52	1.16%	\$ 64,156.19	\$ 64,377.67	0.35%	\$ 6,867.22	\$ 7,077.31
MGS-S Customer 6642	\$ 6,003.59	\$ 6,146.59	2.38%	\$ 18,946.81	\$ 19,089.81	0.75%	\$ 2,541.95	\$ 2,617.53
MGS-S Customer 6643	\$ 59,559.41	\$ 60,018.58	0.77%	\$ 175,079.98	\$ 175,539.15	0.26%	\$ 20,415.08	\$ 21,080.27
MGS-S Customer 6644	\$ 4,560.88	\$ 4,696.98	2.98%	\$ 13,289.82	\$ 13,425.92	1.02%	\$ 2,063.90	\$ 2,148.74
MGS-S Customer 6645	\$ 12,711.93	\$ 12,885.79	1.37%	\$ 34,611.25	\$ 34,785.11	0.50%	\$ 4,737.73	\$ 4,900.85
MGS-S Customer 6646	\$ 7,423.25	\$ 7,572.26	2.01%	\$ 24,376.55	\$ 24,525.56	0.61%	\$ 2,978.28	\$ 3,089.46
MGS-S Customer 6647	\$ 2,511.84	\$ 2,638.28	5.03%	\$ 6,946.98	\$ 7,073.42	1.82%	\$ 1,387.41	\$ 1,466.97
MGS-S Customer 6648	\$ 2,364.00	\$ 2,463.45	4.21%	\$ 5,968.33	\$ 6,067.78	1.67%	\$ 1,222.93	\$ 1,274.06
MGS-S Customer 6649	\$ 2,083.33	\$ 2,181.46	4.71%	\$ 5,145.37	\$ 5,243.50	1.91%	\$ 1,130.09	\$ 1,180.31
MGS-S Customer 6650	\$ 2,487.65	\$ 2,587.66	4.02%	\$ 6,276.52	\$ 6,376.53	1.59%	\$ 1,263.14	\$ 1,316.04
MGS-S Customer 6651	\$ 13,997.97	\$ 14,177.57	1.28%	\$ 42,070.27	\$ 42,249.87	0.43%	\$ 5,139.11	\$ 5,303.74
MGS-S Customer 6652	\$ 25,040.89	\$ 25,268.73	0.91%	\$ 82,296.13	\$ 82,523.97	0.28%	\$ 8,602.93	\$ 8,973.58
MGS-S Customer 6653	\$ 17,322.79	\$ 17,514.73	1.11%	\$ 75,807.51	\$ 75,999.45	0.25%	\$ 6,029.04	\$ 6,255.54
MGS-S Customer 6654	\$ 4,000.43	\$ 4,107.24	2.67%	\$ 12,433.77	\$ 12,540.58	0.86%	\$ 1,744.39	\$ 1,811.08
MGS-S Customer 6655	\$ 5,040.37	\$ 5,178.75	2.75%	\$ 13,212.28	\$ 13,350.66	1.05%	\$ 2,227.23	\$ 2,321.00
MGS-S Customer 6656	\$ 50,683.78	\$ 51,056.18	0.73%	\$ 234,575.15	\$ 234,947.55	0.16%	\$ 16,703.05	\$ 17,229.37
MGS-S Customer 6657	\$ 6,380.80	\$ 6,525.23	2.26%	\$ 19,543.97	\$ 19,688.40	0.74%	\$ 2,652.52	\$ 2,752.04
MGS-S Customer 6658	\$ 13,047.42	\$ 13,221.57	1.33%	\$ 50,000.29	\$ 50,174.44	0.35%	\$ 4,754.26	\$ 4,908.87
MGS-S Customer 6659	\$ 4,725.56	\$ 4,862.51	2.90%	\$ 8,068.23	\$ 8,205.18	1.70%	\$ 2,136.82	\$ 2,250.17
MGS-S Customer 6660	\$ 7,590.38	\$ 7,739.87	1.97%	\$ 27,527.10	\$ 27,676.59	0.54%	\$ 3,012.92	\$ 3,126.95
MGS-S Customer 6661	\$ 3,692.95	\$ 3,798.33	2.85%	\$ 11,473.05	\$ 11,578.43	0.92%	\$ 1,643.68	\$ 1,708.63
MGS-S Customer 6662	\$ 49,495.15	\$ 49,885.32	0.79%	\$ 222,718.87	\$ 223,109.04	0.18%	\$ 16,588.64	\$ 17,008.79
MGS-S Customer 6663	\$ 5,634.88	\$ 5,776.14	2.51%	\$ 16,348.36	\$ 16,489.62	0.86%	\$ 2,423.91	\$ 2,506.99
MGS-S Customer 6664	\$ 5,762.44	\$ 5,878.26	2.01%	\$ 15,049.79	\$ 15,165.61	0.77%	\$ 2,364.78	\$ 2,412.32
MGS-S Customer 6665	\$ 5,645.64	\$ 5,786.75	2.50%	\$ 16,572.79	\$ 16,713.90	0.85%	\$ 2,418.11	\$ 2,511.42
MGS-S Customer 6666	\$ 4,784.14	\$ 4,894.30	2.30%	\$ 17,656.06	\$ 17,766.22	0.62%	\$ 1,980.49	\$ 2,052.83
MGS-S Customer 6667	\$ 2,631.03	\$ 2,758.20	4.83%	\$ 5,839.55	\$ 5,966.72	2.18%	\$ 1,437.79	\$ 1,516.92
MGS-S Customer 6668	\$ 2,502.97	\$ 2,603.06	4.00%	\$ 6,812.65	\$ 6,912.74	1.47%	\$ 1,266.78	\$ 1,317.12
MGS-S Customer 6669	\$ 4,481.56	\$ 4,590.52	2.43%	\$ 13,926.02	\$ 14,034.98	0.78%	\$ 1,898.05	\$ 1,972.57
MGS-S Customer 6670	\$ 3,228.41	\$ 3,358.40	4.03%	\$ 9,033.00	\$ 9,162.99	1.44%	\$ 1,631.53	\$ 1,704.51
MGS-S Customer 6671	\$ 5,295.78	\$ 5,435.04	2.63%	\$ 18,536.65	\$ 18,675.91	0.75%	\$ 2,285.87	\$ 2,372.11
MGS-S Customer 6672	\$ 23,063.21	\$ 23,287.71	0.97%	\$ 36,363.84	\$ 36,588.34	0.62%	\$ 8,317.35	\$ 8,573.81
MGS-S Customer 6673	\$ 10,915.93	\$ 11,080.67	1.51%	\$ 35,556.55	\$ 35,721.29	0.46%	\$ 4,098.48	\$ 4,257.30
MGS-S Customer 6674	\$ 30,506.19	\$ 30,760.09	0.83%	\$ 85,592.70	\$ 85,846.60	0.30%	\$ 10,456.68	\$ 10,901.40
MGS-S Customer 6675	\$ 2,293.56	\$ 2,419.23	5.48%	\$ 6,557.99	\$ 6,683.66	1.92%	\$ 1,325.61	\$ 1,388.93
MGS-S Customer 6676	\$ 9,543.87	\$ 9,702.85	1.67%	\$ 29,617.71	\$ 29,776.69	0.54%	\$ 3,680.87	\$ 3,806.31
MGS-S Customer 6677	\$ 7,408.23	\$ 7,557.40	2.01%	\$ 24,708.78	\$ 24,857.95	0.60%	\$ 2,982.08	\$ 3,078.63

Customer	Delivery 1/24 Prices	Delivery 8/24 Prices	Delivery % Difference	Bundled 1/24 Prices	Bundled 8/24 Prices	Bundled % Difference	Distribution 8/24 Prices	Distribution 1/25 Prices
MGS-S Customer 6678	\$ 4,426.52	\$ 4,561.75	3.05%	\$ 14,943.35	\$ 15,078.58	0.90%	\$ 2,003.75	\$ 2,089.70
MGS-S Customer 6679	\$ 7,229.28	\$ 7,378.02	2.06%	\$ 20,337.61	\$ 20,486.35	0.73%	\$ 2,951.47	\$ 3,045.71
MGS-S Customer 6680	\$ 3,577.15	\$ 3,681.99	2.93%	\$ 11,584.63	\$ 11,689.47	0.90%	\$ 1,603.97	\$ 1,666.27
MGS-S Customer 6681	\$ 7,806.37	\$ 7,957.33	1.93%	\$ 25,935.44	\$ 26,086.40	0.58%	\$ 3,110.08	\$ 3,212.10
MGS-S Customer 6682	\$ 3,800.33	\$ 3,906.73	2.80%	\$ 6,101.26	\$ 6,207.66	1.74%	\$ 1,716.46	\$ 1,785.58
MGS-S Customer 6683	\$ 2,897.22	\$ 3,025.82	4.44%	\$ 7,393.38	\$ 7,521.98	1.74%	\$ 1,531.55	\$ 1,597.28
MGS-S Customer 6684	\$ 7,203.75	\$ 7,352.40	2.06%	\$ 19,315.70	\$ 19,464.35	0.77%	\$ 2,946.58	\$ 3,044.76
MGS-S Customer 6685	\$ 36,606.03	\$ 37,000.02	1.08%	\$ 117,634.97	\$ 118,028.96	0.33%	\$ 13,204.08	\$ 13,561.42
MGS-S Customer 6686	\$ 4,333.70	\$ 4,468.98	3.12%	\$ 5,394.07	\$ 5,529.35	2.51%	\$ 2,019.02	\$ 2,129.79
MGS-S Customer 6687	\$ 12,069.50	\$ 12,239.74	1.41%	\$ 34,602.30	\$ 34,772.54	0.49%	\$ 4,494.26	\$ 4,677.86
MGS-S Customer 6688	\$ 4,081.45	\$ 4,188.57	2.62%	\$ 11,092.67	\$ 11,199.79	0.97%	\$ 1,772.13	\$ 1,852.14
MGS-S Customer 6689	\$ 3,781.41	\$ 3,913.91	3.50%	\$ 9,851.10	\$ 9,983.60	1.35%	\$ 1,812.49	\$ 1,897.02
MGS-S Customer 6690	\$ 5,702.76	\$ 5,847.20	2.53%	\$ 15,300.91	\$ 15,445.35	0.94%	\$ 2,468.70	\$ 2,559.32
MGS-S Customer 6691	\$ 7,622.17	\$ 7,772.47	1.97%	\$ 16,568.33	\$ 16,718.63	0.91%	\$ 3,081.14	\$ 3,221.46
MGS-S Customer 6692	\$ 8,894.97	\$ 9,050.45	1.75%	\$ 32,049.36	\$ 32,204.84	0.49%	\$ 3,435.52	\$ 3,558.89
MGS-S Customer 6693	\$ 4,351.37	\$ 4,486.64	3.11%	\$ 13,948.03	\$ 14,083.30	0.97%	\$ 1,998.50	\$ 2,066.19
MGS-S Customer 6694	\$ 18,257.78	\$ 18,486.39	1.25%	\$ 34,547.21	\$ 34,775.82	0.66%	\$ 6,862.81	\$ 7,053.32
MGS-S Customer 6695	\$ 5,294.67	\$ 5,433.88	2.63%	\$ 15,290.46	\$ 15,429.67	0.91%	\$ 2,291.99	\$ 2,399.23
MGS-S Customer 6696	\$ 8,581.92	\$ 8,735.59	1.79%	\$ 33,061.77	\$ 33,215.44	0.46%	\$ 3,312.39	\$ 3,442.28
MGS-S Customer 6697	\$ 9,378.11	\$ 9,536.24	1.69%	\$ 29,751.32	\$ 29,909.45	0.53%	\$ 3,621.46	\$ 3,746.61
MGS-S Customer 6698	\$ 6,598.93	\$ 6,743.87	2.20%	\$ 25,109.64	\$ 25,254.58	0.58%	\$ 2,688.73	\$ 2,790.32
MGS-S Customer 6699	\$ 4,328.81	\$ 4,436.99	2.50%	\$ 14,419.21	\$ 14,527.39	0.75%	\$ 1,842.27	\$ 1,914.50
MGS-S Customer 6700	\$ 11,178.33	\$ 11,343.44	1.48%	\$ 47,422.77	\$ 47,587.88	0.35%	\$ 4,118.35	\$ 4,263.19
MGS-S Customer 6701	\$ 5,966.28	\$ 6,108.73	2.39%	\$ 19,888.17	\$ 20,030.62	0.72%	\$ 2,510.60	\$ 2,600.82
MGS-S Customer 6702	\$ 4,829.24	\$ 4,940.17	2.30%	\$ 11,746.99	\$ 11,857.92	0.94%	\$ 2,035.87	\$ 2,111.30
MGS-S Customer 6703	\$ 6,981.61	\$ 7,128.70	2.11%	\$ 21,520.52	\$ 21,667.61	0.68%	\$ 2,843.12	\$ 2,953.03
MGS-S Customer 6704	\$ 4,796.22	\$ 4,906.18	2.29%	\$ 20,989.10	\$ 21,099.06	0.52%	\$ 1,964.69	\$ 2,032.54
MGS-S Customer 6705	\$ 7,568.76	\$ 7,690.58	1.61%	\$ 35,011.01	\$ 35,132.83	0.35%	\$ 2,812.89	\$ 2,924.42
MGS-S Customer 6706	\$ 3,541.05	\$ 3,645.80	2.96%	\$ 8,062.81	\$ 8,167.56	1.30%	\$ 1,604.59	\$ 1,681.59
MGS-S Customer 6707	\$ 8,452.87	\$ 8,606.84	1.82%	\$ 25,101.20	\$ 25,255.17	0.61%	\$ 3,329.49	\$ 3,451.16
MGS-S Customer 6708	\$ 4,744.19	\$ 4,880.81	2.88%	\$ 16,645.89	\$ 16,782.51	0.82%	\$ 2,101.74	\$ 2,190.80
MGS-S Customer 6709	\$ 5,418.62	\$ 5,557.42	2.56%	\$ 21,973.60	\$ 22,112.40	0.63%	\$ 2,272.35	\$ 2,400.28
MGS-S Customer 6710	\$ 871.86	\$ 990.67	13.63%	\$ 6,580.47	\$ 6,699.28	1.81%	\$ 837.54	\$ 881.10
MGS-S Customer 6711	\$ 4,838.58	\$ 4,948.46	2.27%	\$ 15,942.95	\$ 16,052.83	0.69%	\$ 1,979.86	\$ 2,093.05
MGS-S Customer 6712	\$ 5,373.05	\$ 5,485.18	2.09%	\$ 26,143.21	\$ 26,255.34	0.43%	\$ 2,122.15	\$ 2,203.14
MGS-S Customer 6713	\$ 5,291.37	\$ 5,446.92	2.94%	\$ 16,288.11	\$ 16,443.66	0.95%	\$ 2,418.10	\$ 2,489.76
MGS-S Customer 6714	\$ 12,915.22	\$ 13,089.49	1.35%	\$ 38,958.19	\$ 39,132.46	0.45%	\$ 4,771.00	\$ 4,944.25
MGS-S Customer 6715	\$ 3,605.60	\$ 3,736.99	3.64%	\$ 11,914.85	\$ 12,046.24	1.10%	\$ 1,734.90	\$ 1,820.36
MGS-S Customer 6716	\$ 11,906.98	\$ 12,075.73	1.42%	\$ 33,283.43	\$ 33,452.18	0.51%	\$ 4,410.28	\$ 4,639.51
MGS-S Customer 6717	\$ 5,135.27	\$ 5,246.92	2.17%	\$ 18,822.69	\$ 18,934.34	0.59%	\$ 2,089.15	\$ 2,170.94

Internal Use

Customer	Delivery 1/24 Prices	Delivery 8/24 Prices	Delivery % Difference	Bundled 1/24 Prices	Bundled 8/24 Prices	Bundled % Difference	Distribution 8/24 Prices	Distribution 1/25 Prices
MGS-S Customer 6718	\$ 3,343.17	\$ 3,447.19	3.11%	\$ 9,328.76	\$ 9,432.78	1.12%	\$ 1,543.50	\$ 1,597.62
MGS-S Customer 6719	\$ 1,881.21	\$ 1,978.16	5.15%	\$ 5,050.31	\$ 5,147.26	1.92%	\$ 1,052.13	\$ 1,111.36
MGS-S Customer 6720	\$ 4,641.38	\$ 4,777.97	2.94%	\$ 12,799.92	\$ 12,936.51	1.07%	\$ 2,097.62	\$ 2,180.23
MGS-S Customer 6721	\$ 3,219.40	\$ 3,323.12	3.22%	\$ 6,920.86	\$ 7,024.58	1.50%	\$ 1,520.61	\$ 1,569.77
MGS-S Customer 6722	\$ 8,022.14	\$ 8,174.46	1.90%	\$ 25,056.57	\$ 25,208.89	0.61%	\$ 3,200.61	\$ 3,292.55
MGS-S Customer 6723	\$ 5,328.43	\$ 5,468.27	2.62%	\$ 12,636.73	\$ 12,776.57	1.11%	\$ 2,330.53	\$ 2,427.83
MGS-S Customer 6724	\$ 34,414.61	\$ 34,684.35	0.78%	\$ 141,200.86	\$ 141,470.60	0.19%	\$ 11,520.25	\$ 11,871.47
MGS-S Customer 6725	\$ 4,144.39	\$ 4,251.98	2.60%	\$ 11,063.74	\$ 11,171.33	0.97%	\$ 1,800.85	\$ 1,872.91
MGS-S Customer 6726	\$ 15,754.67	\$ 15,940.64	1.18%	\$ 58,279.04	\$ 58,465.01	0.32%	\$ 5,607.02	\$ 5,821.86
MGS-S Customer 6727	\$ 3,986.74	\$ 4,120.26	3.35%	\$ 11,185.69	\$ 11,319.21	1.19%	\$ 1,881.06	\$ 1,958.81
MGS-S Customer 6728	\$ 4,988.28	\$ 5,126.48	2.77%	\$ 12,379.08	\$ 12,517.28	1.12%	\$ 2,214.89	\$ 2,308.39
MGS-S Customer 6729	\$ 8,895.56	\$ 9,049.78	1.73%	\$ 40,496.32	\$ 40,650.54	0.38%	\$ 3,358.12	\$ 3,504.20
MGS-S Customer 6730	\$ 3,974.68	\$ 4,108.05	3.36%	\$ 13,254.83	\$ 13,388.20	1.01%	\$ 1,867.18	\$ 1,938.51
MGS-S Customer 6731	\$ 14,187.40	\$ 14,339.17	1.07%	\$ 59,664.34	\$ 59,816.11	0.25%	\$ 4,933.30	\$ 5,106.84
MGS-S Customer 6732	\$ 32,015.57	\$ 32,274.61	0.81%	\$ 122,055.34	\$ 122,314.38	0.21%	\$ 10,785.38	\$ 11,163.30
MGS-S Customer 6733	\$ 3,380.88	\$ 3,511.50	3.86%	\$ 5,848.98	\$ 5,979.60	2.23%	\$ 1,687.49	\$ 1,786.70
MGS-S Customer 6734	\$ 19,196.33	\$ 19,398.02	1.05%	\$ 69,947.68	\$ 70,149.37	0.29%	\$ 6,718.73	\$ 6,964.59
MGS-S Customer 6735	\$ 12,265.10	\$ 12,436.18	1.39%	\$ 33,700.96	\$ 33,872.04	0.51%	\$ 4,558.99	\$ 4,756.51
MGS-S Customer 6736	\$ 5,457.76	\$ 5,571.93	2.09%	\$ 10,389.15	\$ 10,503.32	1.10%	\$ 2,264.42	\$ 2,344.45
MGS-S Customer 6737	\$ 3,659.15	\$ 3,791.22	3.61%	\$ 10,248.74	\$ 10,380.81	1.29%	\$ 1,776.63	\$ 1,848.09
MGS-S Customer 6738	\$ 3,577.62	\$ 3,682.53	2.93%	\$ 9,883.26	\$ 9,988.17	1.06%	\$ 1,611.83	\$ 1,679.67
MGS-S Customer 6739	\$ 15,475.36	\$ 15,661.42	1.20%	\$ 35,677.18	\$ 35,863.24	0.52%	\$ 5,633.22	\$ 5,892.57
MGS-S Customer 6740	\$ 4,746.42	\$ 4,883.43	2.89%	\$ 13,722.97	\$ 13,859.98	1.00%	\$ 2,126.95	\$ 2,211.25
MGS-S Customer 6741	\$ 14,590.77	\$ 14,745.86	1.06%	\$ 37,708.60	\$ 37,863.69	0.41%	\$ 5,189.66	\$ 5,416.62
MGS-S Customer 6742	\$ 10,527.48	\$ 10,663.69	1.29%	\$ 31,661.69	\$ 31,797.90	0.43%	\$ 3,842.43	\$ 4,007.28
MGS-S Customer 6743	\$ 17,244.89	\$ 17,438.95	1.13%	\$ 45,902.22	\$ 46,096.28	0.42%	\$ 6,190.12	\$ 6,446.00
MGS-S Customer 6744	\$ 5,941.26	\$ 6,083.92	2.40%	\$ 16,554.07	\$ 16,696.73	0.86%	\$ 2,525.28	\$ 2,615.58
MGS-S Customer 6745	\$ 3,899.38	\$ 4,006.05	2.74%	\$ 6,510.19	\$ 6,616.86	1.64%	\$ 1,740.35	\$ 1,820.04
MGS-S Customer 6746	\$ 4,734.36	\$ 4,844.83	2.33%	\$ 11,969.76	\$ 12,080.23	0.92%	\$ 2,002.96	\$ 2,075.50
MGS-S Customer 6747	\$ 3,344.11	\$ 3,475.11	3.92%	\$ 6,936.56	\$ 7,067.56	1.89%	\$ 1,696.97	\$ 1,757.66
MGS-S Customer 6748	\$ 55,552.22	\$ 56,349.70	1.44%	\$ 134,167.91	\$ 134,965.39	0.59%	\$ 21,975.85	\$ 22,181.77
MGS-S Customer 6749	\$ 4,924.84	\$ 5,062.85	2.80%	\$ 10,586.60	\$ 10,724.61	1.30%	\$ 2,203.02	\$ 2,299.19
MGS-S Customer 6750	\$ 5,194.97	\$ 5,333.93	2.67%	\$ 14,089.25	\$ 14,228.21	0.99%	\$ 2,270.96	\$ 2,370.85
MGS-S Customer 6751	\$ 6,739.24	\$ 6,885.24	2.17%	\$ 20,030.39	\$ 20,176.39	0.73%	\$ 2,767.67	\$ 2,877.80
MGS-S Customer 6752	\$ 5,294.34	\$ 5,407.28	2.13%	\$ 13,524.52	\$ 13,637.46	0.84%	\$ 2,180.28	\$ 2,265.51
MGS-S Customer 6753	\$ 4,566.02	\$ 4,702.60	2.99%	\$ 11,779.26	\$ 11,915.84	1.16%	\$ 2,090.25	\$ 2,157.44
MGS-S Customer 6754	\$ 3,283.47	\$ 3,413.43	3.96%	\$ 10,996.38	\$ 11,126.34	1.18%	\$ 1,632.60	\$ 1,711.35
MGS-S Customer 6755	\$ 4,546.96	\$ 4,655.50	2.39%	\$ 20,952.02	\$ 21,060.56	0.52%	\$ 1,869.54	\$ 1,946.52
MGS-S Customer 6756	\$ 14,340.26	\$ 14,518.96	1.25%	\$ 56,385.91	\$ 56,564.61	0.32%	\$ 5,106.87	\$ 5,337.95
MGS-S Customer 6757	\$ 3,003.84	\$ 3,106.36	3.41%	\$ 7,741.44	\$ 7,843.96	1.32%	\$ 1,437.00	\$ 1,488.04

Customer	Delivery 1/24 Prices	Delivery 8/24 Prices	Delivery % Difference	Bundled 1/24 Prices	Bundled 8/24 Prices	Bundled % Difference	Distribution 8/24 Prices	Distribution 1/25 Prices
MGS-S Customer 6758	\$ 5,588.15	\$ 5,728.50	2.51%	\$ 20,972.61	\$ 21,112.96	0.67%	\$ 2,365.86	\$ 2,460.13
MGS-S Customer 6759	\$ 8,659.53	\$ 8,814.10	1.78%	\$ 31,503.12	\$ 31,657.69	0.49%	\$ 3,366.18	\$ 3,476.59
MGS-S Customer 6760	\$ 4,539.32	\$ 4,675.55	3.00%	\$ 11,435.36	\$ 11,571.59	1.19%	\$ 2,071.73	\$ 2,153.59
MGS-S Customer 6761	\$ 5,656.53	\$ 5,797.71	2.50%	\$ 14,576.87	\$ 14,718.05	0.97%	\$ 2,427.99	\$ 2,531.64
MGS-S Customer 6762	\$ 5,641.09	\$ 5,781.69	2.49%	\$ 18,246.66	\$ 18,387.26	0.77%	\$ 2,390.86	\$ 2,501.76
MGS-S Customer 6763	\$ 7,062.22	\$ 7,209.61	2.09%	\$ 19,553.52	\$ 19,700.91	0.75%	\$ 2,872.28	\$ 2,999.15
MGS-S Customer 6764	\$ 9,900.08	\$ 10,059.95	1.61%	\$ 38,379.16	\$ 38,539.03	0.42%	\$ 3,743.52	\$ 3,870.82
MGS-S Customer 6765	\$ 3,501.93	\$ 3,607.07	3.00%	\$ 11,649.84	\$ 11,754.98	0.90%	\$ 1,607.55	\$ 1,630.72
MGS-S Customer 6766	\$ 5,306.65	\$ 5,447.04	2.65%	\$ 12,217.32	\$ 12,357.71	1.15%	\$ 2,353.67	\$ 2,415.40
MGS-S Customer 6767	\$ 14,360.78	\$ 14,541.21	1.26%	\$ 45,200.54	\$ 45,380.97	0.40%	\$ 5,214.76	\$ 5,418.49
MGS-S Customer 6768	\$ 4,226.10	\$ 4,360.98	3.19%	\$ 9,743.66	\$ 9,878.54	1.38%	\$ 1,975.72	\$ 2,053.85
MGS-S Customer 6769	\$ 2,723.38	\$ 2,851.10	4.69%	\$ 8,080.06	\$ 8,207.78	1.58%	\$ 1,467.91	\$ 1,530.10
MGS-S Customer 6770	\$ 11,155.13	\$ 11,321.30	1.49%	\$ 30,572.18	\$ 30,738.35	0.54%	\$ 4,205.46	\$ 4,380.86
MGS-S Customer 6771	\$ 4,189.04	\$ 4,323.61	3.21%	\$ 11,652.06	\$ 11,786.63	1.15%	\$ 1,952.43	\$ 2,026.30
MGS-S Customer 6772	\$ 9,489.14	\$ 9,647.61	1.67%	\$ 31,080.40	\$ 31,238.87	0.51%	\$ 3,647.62	\$ 3,777.55
MGS-S Customer 6773	\$ 21,731.16	\$ 21,943.53	0.98%	\$ 76,189.22	\$ 76,401.59	0.28%	\$ 7,504.37	\$ 7,836.59
MGS-S Customer 6774	\$ 16,872.79	\$ 17,100.68	1.35%	\$ 63,007.89	\$ 63,235.78	0.36%	\$ 6,242.67	\$ 6,418.18
MGS-S Customer 6775	\$ 4,168.83	\$ 4,302.82	3.21%	\$ 15,655.41	\$ 15,789.40	0.86%	\$ 1,914.05	\$ 1,991.60
MGS-S Customer 6776	\$ 5,892.28	\$ 6,035.08	2.42%	\$ 15,444.72	\$ 15,587.52	0.92%	\$ 2,527.73	\$ 2,602.80
MGS-S Customer 6777	\$ 8,574.93	\$ 8,728.83	1.79%	\$ 21,806.66	\$ 21,960.56	0.71%	\$ 3,350.51	\$ 3,530.24
MGS-S Customer 6778	\$ 9,153.30	\$ 9,309.71	1.71%	\$ 35,726.46	\$ 35,882.87	0.44%	\$ 3,500.60	\$ 3,624.42
MGS-S Customer 6779	\$ 7,082.38	\$ 7,230.04	2.08%	\$ 21,932.09	\$ 22,079.75	0.67%	\$ 2,880.43	\$ 2,984.54
MGS-S Customer 6780	\$ 1,853.26	\$ 1,976.91	6.67%	\$ 3,841.45	\$ 3,965.10	3.22%	\$ 1,186.51	\$ 1,252.92
MGS-S Customer 6781	\$ 4,978.37	\$ 5,089.72	2.24%	\$ 14,585.66	\$ 14,697.01	0.76%	\$ 2,066.59	\$ 2,144.55
MGS-S Customer 6782	\$ 8,295.18	\$ 8,447.82	1.84%	\$ 29,593.93	\$ 29,746.57	0.52%	\$ 3,238.24	\$ 3,364.52
MGS-S Customer 6783	\$ 9,506.90	\$ 9,665.39	1.67%	\$ 21,737.68	\$ 21,896.17	0.73%	\$ 3,675.07	\$ 3,862.36
MGS-S Customer 6784	\$ 3,231.21	\$ 3,361.20	4.02%	\$ 10,350.29	\$ 10,480.28	1.26%	\$ 1,628.53	\$ 1,694.71
MGS-S Customer 6785	\$ 4,944.02	\$ 5,056.42	2.27%	\$ 12,275.52	\$ 12,387.92	0.92%	\$ 2,114.32	\$ 2,136.75
MGS-S Customer 6786	\$ 3,897.94	\$ 4,005.13	2.75%	\$ 9,622.09	\$ 9,729.28	1.11%	\$ 1,755.02	\$ 1,787.25
MGS-S Customer 6787	\$ 11,839.47	\$ 12,007.59	1.42%	\$ 46,909.27	\$ 47,077.39	0.36%	\$ 4,338.84	\$ 4,505.67
MGS-S Customer 6788	\$ 4,954.15	\$ 5,091.46	2.77%	\$ 20,891.19	\$ 21,028.50	0.66%	\$ 2,148.59	\$ 2,234.39
MGS-S Customer 6789	\$ 3,277.58	\$ 3,381.01	3.16%	\$ 10,271.77	\$ 10,375.20	1.01%	\$ 1,506.59	\$ 1,569.65
MGS-S Customer 6790	\$ 3,839.08	\$ 3,971.64	3.45%	\$ 13,251.89	\$ 13,384.45	1.00%	\$ 1,813.55	\$ 1,892.07
MGS-S Customer 6791	\$ 1,457.73	\$ 1,579.72	8.37%	\$ 3,271.32	\$ 3,393.31	3.73%	\$ 1,062.85	\$ 1,113.51
MGS-S Customer 6792	\$ 11,872.95	\$ 12,086.46	1.80%	\$ 18,235.15	\$ 18,448.66	1.17%	\$ 4,839.78	\$ 5,004.40
MGS-S Customer 6793	\$ 6,258.54	\$ 6,402.39	2.30%	\$ 18,480.30	\$ 18,624.15	0.78%	\$ 2,613.67	\$ 2,717.13
MGS-S Customer 6794	\$ 24,167.36	\$ 24,392.50	0.93%	\$ 78,410.61	\$ 78,635.75	0.29%	\$ 8,379.76	\$ 8,675.63
MGS-S Customer 6795	\$ 11,351.35	\$ 11,492.55	1.24%	\$ 32,700.37	\$ 32,841.57	0.43%	\$ 4,167.57	\$ 4,280.41
MGS-S Customer 6796	\$ 33,076.08	\$ 33,337.02	0.79%	\$ 134,130.87	\$ 134,391.81	0.19%	\$ 10,976.25	\$ 11,480.64
MGS-S Customer 6797	\$ 14,822.15	\$ 15,005.97	1.24%	\$ 38,520.43	\$ 38,704.25	0.48%	\$ 5,442.04	\$ 5,624.56

Customer	Delivery 1/24 Prices	Delivery 8/24 Prices	Delivery % Difference	Bundled 1/24 Prices	Bundled 8/24 Prices	Bundled % Difference	Distribution 8/24 Prices	Distribution 1/25 Prices
MGS-S Customer 6798	\$ 13,211.98	\$ 13,389.39	1.34%	\$ 44,547.65	\$ 44,725.06	0.40%	\$ 4,824.91	\$ 5,037.92
MGS-S Customer 6799	\$ 7,352.10	\$ 7,501.42	2.03%	\$ 15,302.91	\$ 15,452.23	0.98%	\$ 3,006.11	\$ 3,131.58
MGS-S Customer 6800	\$ 3,778.57	\$ 3,911.38	3.51%	\$ 9,364.58	\$ 9,497.39	1.42%	\$ 1,827.34	\$ 1,896.03
MGS-S Customer 6801	\$ 9,234.17	\$ 9,391.61	1.70%	\$ 29,838.19	\$ 29,995.63	0.53%	\$ 3,572.02	\$ 3,694.44
MGS-S Customer 6802	\$ 2,344.24	\$ 2,470.29	5.38%	\$ 5,749.30	\$ 5,875.35	2.19%	\$ 1,350.84	\$ 1,412.17
MGS-S Customer 6803	\$ 3,640.31	\$ 3,745.56	2.89%	\$ 10,666.84	\$ 10,772.09	0.99%	\$ 1,632.96	\$ 1,695.09
MGS-S Customer 6804	\$ 4,952.57	\$ 5,100.34	2.98%	\$ 11,040.54	\$ 11,188.31	1.34%	\$ 2,282.90	\$ 2,366.67
MGS-S Customer 6805	\$ 3,489.26	\$ 3,620.87	3.77%	\$ 7,964.28	\$ 8,095.89	1.65%	\$ 1,740.05	\$ 1,802.07
MGS-S Customer 6806	\$ 3,987.58	\$ 4,121.54	3.36%	\$ 8,777.51	\$ 8,911.47	1.53%	\$ 1,906.97	\$ 1,973.79
MGS-S Customer 6807	\$ 4,010.70	\$ 4,144.71	3.34%	\$ 8,515.09	\$ 8,649.10	1.57%	\$ 1,912.69	\$ 1,985.03
MGS-S Customer 6808	\$ 4,284.42	\$ 4,419.40	3.15%	\$ 11,726.07	\$ 11,861.05	1.15%	\$ 1,983.05	\$ 2,060.27
MGS-S Customer 6809	\$ 2,839.83	\$ 2,968.32	4.52%	\$ 6,811.75	\$ 6,940.24	1.89%	\$ 1,520.69	\$ 1,579.61
MGS-S Customer 6810	\$ 4,993.91	\$ 5,132.14	2.77%	\$ 13,682.52	\$ 13,820.75	1.01%	\$ 2,213.45	\$ 2,299.56
MGS-S Customer 6811	\$ 6,553.94	\$ 6,706.57	2.33%	\$ 16,485.74	\$ 16,638.37	0.93%	\$ 2,777.42	\$ 2,884.85
MGS-S Customer 6812	\$ 3,770.06	\$ 3,903.33	3.53%	\$ 7,188.83	\$ 7,322.10	1.85%	\$ 1,852.28	\$ 1,904.97
MGS-S Customer 6813	\$ 3,403.80	\$ 3,508.05	3.06%	\$ 8,966.84	\$ 9,071.09	1.16%	\$ 1,562.29	\$ 1,623.09
MGS-S Customer 6814	\$ 3,950.05	\$ 4,083.86	3.39%	\$ 7,405.38	\$ 7,539.19	1.81%	\$ 1,898.57	\$ 1,971.55
MGS-S Customer 6815	\$ 5,467.22	\$ 5,606.93	2.56%	\$ 21,096.89	\$ 21,236.60	0.66%	\$ 2,321.48	\$ 2,416.61
MGS-S Customer 6816	\$ 6,453.61	\$ 6,597.02	2.22%	\$ 24,863.77	\$ 25,007.18	0.58%	\$ 2,595.85	\$ 2,754.21
MGS-S Customer 6817	\$ 7,456.30	\$ 7,605.35	2.00%	\$ 21,670.70	\$ 21,819.75	0.69%	\$ 2,991.02	\$ 3,125.31
MGS-S Customer 6818	\$ 8,793.74	\$ 8,948.94	1.76%	\$ 23,602.31	\$ 23,757.51	0.66%	\$ 3,431.95	\$ 3,590.42
MGS-S Customer 6819	\$ 6,296.28	\$ 6,440.96	2.30%	\$ 15,279.92	\$ 15,424.60	0.95%	\$ 2,664.13	\$ 2,749.17
MGS-S Customer 6820	\$ 3,594.39	\$ 3,726.20	3.67%	\$ 9,378.99	\$ 9,510.80	1.41%	\$ 1,758.72	\$ 1,831.63
MGS-S Customer 6821	\$ 4,841.85	\$ 4,979.57	2.84%	\$ 13,487.50	\$ 13,625.22	1.02%	\$ 2,171.86	\$ 2,244.11
MGS-S Customer 6822	\$ 5,788.82	\$ 5,930.99	2.46%	\$ 15,615.50	\$ 15,757.67	0.91%	\$ 2,486.02	\$ 2,566.02
MGS-S Customer 6823	\$ 3,815.45	\$ 3,948.38	3.48%	\$ 9,836.12	\$ 9,969.05	1.35%	\$ 1,836.11	\$ 1,906.02
MGS-S Customer 6824	\$ 8,682.18	\$ 8,838.90	1.81%	\$ 10,126.47	\$ 10,283.19	1.55%	\$ 3,519.77	\$ 3,637.52
MGS-S Customer 6825	\$ 5,271.68	\$ 5,411.59	2.65%	\$ 10,404.40	\$ 10,544.31	1.34%	\$ 2,332.24	\$ 2,421.88
MGS-S Customer 6826	\$ 11,298.99	\$ 11,465.65	1.47%	\$ 34,334.55	\$ 34,501.21	0.49%	\$ 4,236.45	\$ 4,403.32
MGS-S Customer 6827	\$ 13,924.83	\$ 14,134.27	1.50%	\$ 57,299.32	\$ 57,508.76	0.37%	\$ 5,239.32	\$ 5,373.39
MGS-S Customer 6828	\$ 4,188.44	\$ 4,323.06	3.21%	\$ 10,678.62	\$ 10,813.24	1.26%	\$ 1,956.79	\$ 2,033.62
MGS-S Customer 6829	\$ 8,314.38	\$ 8,467.73	1.84%	\$ 25,974.97	\$ 26,128.32	0.59%	\$ 3,281.70	\$ 3,393.90
MGS-S Customer 6830	\$ 5,301.65	\$ 5,441.14	2.63%	\$ 16,301.13	\$ 16,440.62	0.86%	\$ 2,302.16	\$ 2,390.47
MGS-S Customer 6831	\$ 4,368.16	\$ 4,503.61	3.10%	\$ 11,747.54	\$ 11,882.99	1.15%	\$ 2,014.04	\$ 2,089.36
MGS-S Customer 6832	\$ 4,171.55	\$ 4,278.79	2.57%	\$ 16,080.45	\$ 16,187.69	0.67%	\$ 1,776.13	\$ 1,846.69
MGS-S Customer 6833	\$ 6,699.21	\$ 6,818.14	1.78%	\$ 22,613.51	\$ 22,732.44	0.53%	\$ 2,604.41	\$ 2,701.08
MGS-S Customer 6834	\$ 5,568.66	\$ 5,709.48	2.53%	\$ 15,566.62	\$ 15,707.44	0.90%	\$ 2,397.70	\$ 2,491.36
MGS-S Customer 6835	\$ 2,804.12	\$ 2,906.08	3.64%	\$ 6,405.71	\$ 6,507.67	1.59%	\$ 1,389.78	\$ 1,422.91
MGS-S Customer 6836	\$ 3,912.36	\$ 4,019.86	2.75%	\$ 8,012.14	\$ 8,119.64	1.34%	\$ 1,774.46	\$ 1,802.95
MGS-S Customer 6837	\$ 4,048.31	\$ 4,156.45	2.67%	\$ 9,071.34	\$ 9,179.48	1.19%	\$ 1,818.06	\$ 1,842.77

Internal Use

Customer	Delivery 1/24 Prices	Delivery 8/24 Prices	Delivery % Difference	Bundled 1/24 Prices	Bundled 8/24 Prices	Bundled % Difference	Distribution 8/24 Prices	Distribution 1/25 Prices
MGS-S Customer 6838	\$ 4,205.45	\$ 4,314.39	2.59%	\$ 8,981.67	\$ 9,090.61	1.21%	\$ 1,873.91	\$ 1,899.16
MGS-S Customer 6839	\$ 4,389.60	\$ 4,524.86	3.08%	\$ 12,598.30	\$ 12,733.56	1.07%	\$ 2,006.53	\$ 2,093.43
MGS-S Customer 6840	\$ 1,119.23	\$ 1,239.67	10.76%	\$ 1,573.20	\$ 1,693.64	7.66%	\$ 954.57	\$ 1,005.79
MGS-S Customer 6841	\$ 5,808.10	\$ 5,950.01	2.44%	\$ 16,604.53	\$ 16,746.44	0.85%	\$ 2,474.76	\$ 2,568.90
MGS-S Customer 6842	\$ 8,904.82	\$ 9,085.76	2.03%	\$ 26,026.09	\$ 26,207.03	0.70%	\$ 3,674.24	\$ 3,758.92
MGS-S Customer 6843	\$ 4,416.81	\$ 4,552.07	3.06%	\$ 13,829.51	\$ 13,964.77	0.98%	\$ 2,006.70	\$ 2,094.56
MGS-S Customer 6844	\$ 6,477.47	\$ 6,622.66	2.24%	\$ 15,915.08	\$ 16,060.27	0.91%	\$ 2,708.43	\$ 2,813.06
MGS-S Customer 6845	\$ 3,450.04	\$ 3,581.16	3.80%	\$ 10,002.26	\$ 10,133.38	1.31%	\$ 1,708.14	\$ 1,774.75
MGS-S Customer 6846	\$ 8,010.09	\$ 8,161.05	1.88%	\$ 31,097.18	\$ 31,248.14	0.49%	\$ 3,122.95	\$ 3,253.96
MGS-S Customer 6847	\$ 18,119.41	\$ 18,315.07	1.08%	\$ 74,922.16	\$ 75,117.82	0.26%	\$ 6,299.26	\$ 6,548.86
MGS-S Customer 6848	\$ 3,215.19	\$ 3,319.21	3.24%	\$ 6,515.12	\$ 6,619.14	1.60%	\$ 1,534.27	\$ 1,567.77
MGS-S Customer 6849	\$ 4,812.10	\$ 4,949.43	2.85%	\$ 15,141.54	\$ 15,278.87	0.91%	\$ 2,146.40	\$ 2,222.75
MGS-S Customer 6850	\$ 15,354.04	\$ 15,538.86	1.20%	\$ 46,616.58	\$ 46,801.40	0.40%	\$ 5,534.28	\$ 5,766.26
MGS-S Customer 6851	\$ 8,448.14	\$ 8,575.27	1.50%	\$ 26,538.36	\$ 26,665.49	0.48%	\$ 3,183.94	\$ 3,295.85
MGS-S Customer 6852	\$ 10,595.39	\$ 10,759.63	1.55%	\$ 31,194.84	\$ 31,359.08	0.53%	\$ 4,046.10	\$ 4,166.35
MGS-S Customer 6853	\$ 4,755.58	\$ 4,866.11	2.32%	\$ 9,611.67	\$ 9,722.20	1.15%	\$ 2,014.16	\$ 2,103.29
MGS-S Customer 6854	\$ 8,000.23	\$ 8,151.92	1.90%	\$ 26,035.61	\$ 26,187.30	0.58%	\$ 3,167.12	\$ 3,283.04
MGS-S Customer 6855	\$ 6,254.55	\$ 6,372.06	1.88%	\$ 18,155.80	\$ 18,273.31	0.65%	\$ 2,495.02	\$ 2,570.65
MGS-S Customer 6856	\$ 1,111.91	\$ 1,205.55	8.42%	\$ 1,903.64	\$ 1,997.28	4.92%	\$ 813.55	\$ 858.06
MGS-S Customer 6857	\$ 13,712.64	\$ 13,890.62	1.30%	\$ 44,911.19	\$ 45,089.17	0.40%	\$ 5,023.23	\$ 5,181.15
MGS-S Customer 6858	\$ 7,735.67	\$ 7,886.97	1.96%	\$ 14,202.19	\$ 14,353.49	1.07%	\$ 3,146.32	\$ 3,276.13
MGS-S Customer 6859	\$ 4,248.40	\$ 4,356.36	2.54%	\$ 12,496.52	\$ 12,604.48	0.86%	\$ 1,827.24	\$ 1,899.68
MGS-S Customer 6860	\$ 10,284.63	\$ 10,446.37	1.57%	\$ 30,829.24	\$ 30,990.98	0.52%	\$ 3,896.29	\$ 4,070.57
MGS-S Customer 6861	\$ 17,567.50	\$ 17,761.80	1.11%	\$ 68,026.34	\$ 68,220.64	0.29%	\$ 6,185.23	\$ 6,393.29
MGS-S Customer 6862	\$ 5,754.94	\$ 5,869.95	2.00%	\$ 15,612.81	\$ 15,727.82	0.74%	\$ 2,326.60	\$ 2,414.37
MGS-S Customer 6863	\$ 16,952.63	\$ 17,144.57	1.13%	\$ 59,266.75	\$ 59,458.69	0.32%	\$ 6,023.79	\$ 6,239.16
MGS-S Customer 6864	\$ 5,125.78	\$ 5,264.42	2.70%	\$ 14,490.72	\$ 14,629.36	0.96%	\$ 2,246.64	\$ 2,342.68
MGS-S Customer 6865	\$ 28,136.40	\$ 28,384.19	0.88%	\$ 125,141.68	\$ 125,389.47	0.20%	\$ 9,505.02	\$ 9,798.16
MGS-S Customer 6866	\$ 4,899.34	\$ 5,010.36	2.27%	\$ 13,778.08	\$ 13,889.10	0.81%	\$ 2,043.39	\$ 2,122.54
MGS-S Customer 6867	\$ 6,226.65	\$ 6,371.28	2.32%	\$ 8,830.15	\$ 8,974.78	1.64%	\$ 2,669.40	\$ 2,774.51
MGS-S Customer 6868	\$ 5,983.09	\$ 6,097.54	1.91%	\$ 31,542.16	\$ 31,656.61	0.36%	\$ 2,289.81	\$ 2,383.71
MGS-S Customer 6869	\$ 9,504.42	\$ 9,663.20	1.67%	\$ 15,651.81	\$ 15,810.59	1.01%	\$ 3,702.84	\$ 3,908.54
MGS-S Customer 6870	\$ 24,604.85	\$ 24,830.32	0.92%	\$ 94,739.89	\$ 94,965.36	0.24%	\$ 8,408.93	\$ 8,717.74
MGS-S Customer 6871	\$ 9,994.66	\$ 10,156.79	1.62%	\$ 23,102.99	\$ 23,265.12	0.70%	\$ 3,896.02	\$ 4,009.45
MGS-S Customer 6872	\$ 6,993.31	\$ 7,141.14	2.11%	\$ 15,654.50	\$ 15,802.33	0.94%	\$ 2,892.65	\$ 2,997.63
MGS-S Customer 6873	\$ 11,982.86	\$ 12,152.66	1.42%	\$ 43,062.58	\$ 43,232.38	0.39%	\$ 4,441.30	\$ 4,576.95
MGS-S Customer 6874	\$ 7,300.45	\$ 7,448.75	2.03%	\$ 24,980.92	\$ 25,129.22	0.59%	\$ 2,929.44	\$ 3,041.99
MGS-S Customer 6875	\$ 9,036.55	\$ 9,166.32	1.44%	\$ 30,902.05	\$ 31,031.82	0.42%	\$ 3,365.90	\$ 3,472.07
MGS-S Customer 6876	\$ 3,041.71	\$ 3,171.42	4.26%	\$ 6,094.84	\$ 6,224.55	2.13%	\$ 1,602.87	\$ 1,654.62
MGS-S Customer 6877	\$ 8,835.22	\$ 8,990.58	1.76%	\$ 24,585.32	\$ 24,740.68	0.63%	\$ 3,441.82	\$ 3,597.56

Internal Use

Customer	Delivery 1/24 Prices	Delivery 8/24 Prices	Delivery % Difference	Bundled 1/24 Prices	Bundled 8/24 Prices	Bundled % Difference	Distribution 8/24 Prices	Distribution 1/25 Prices
MGS-S Customer 6878	\$ 6,130.43	\$ 6,247.43	1.91%	\$ 17,163.73	\$ 17,280.73	0.68%	\$ 2,459.37	\$ 2,533.37
MGS-S Customer 6879	\$ 8,712.18	\$ 8,865.35	1.76%	\$ 31,692.89	\$ 31,846.06	0.48%	\$ 3,310.50	\$ 3,513.99
MGS-S Customer 6880	\$ 30,801.14	\$ 31,055.75	0.83%	\$ 91,749.38	\$ 92,003.99	0.28%	\$ 10,510.19	\$ 10,964.28
MGS-S Customer 6881	\$ 13,346.32	\$ 13,523.29	1.33%	\$ 31,148.60	\$ 31,325.57	0.57%	\$ 4,966.26	\$ 5,155.67
MGS-S Customer 6882	\$ 8,770.56	\$ 8,925.78	1.77%	\$ 19,950.12	\$ 20,105.34	0.78%	\$ 3,439.36	\$ 3,610.88
MGS-S Customer 6883	\$ 2,860.87	\$ 2,962.46	3.55%	\$ 8,492.47	\$ 8,594.06	1.20%	\$ 1,375.50	\$ 1,433.63
MGS-S Customer 6884	\$ 60,746.10	\$ 61,142.18	0.65%	\$ 144,387.10	\$ 144,783.18	0.27%	\$ 20,398.89	\$ 21,316.58
MGS-S Customer 6885	\$ 6,293.10	\$ 6,437.37	2.29%	\$ 12,542.87	\$ 12,687.14	1.15%	\$ 2,652.24	\$ 2,775.72
MGS-S Customer 6886	\$ 6,591.44	\$ 6,736.27	2.20%	\$ 21,599.06	\$ 21,743.89	0.67%	\$ 2,692.45	\$ 2,817.61
MGS-S Customer 6887	\$ 4,215.08	\$ 4,349.83	3.20%	\$ 10,467.59	\$ 10,602.34	1.29%	\$ 1,966.99	\$ 2,044.74
MGS-S Customer 6888	\$ 5,404.87	\$ 5,543.70	2.57%	\$ 27,079.66	\$ 27,218.49	0.51%	\$ 2,258.94	\$ 2,351.66
MGS-S Customer 6889	\$ 6,362.23	\$ 6,505.10	2.25%	\$ 32,802.73	\$ 32,945.60	0.44%	\$ 2,547.04	\$ 2,652.99
MGS-S Customer 6890	\$ 7,800.86	\$ 7,951.61	1.93%	\$ 22,465.23	\$ 22,615.98	0.67%	\$ 3,108.92	\$ 3,241.27
MGS-S Customer 6891	\$ 1,511.92	\$ 1,634.15	8.08%	\$ 1,978.12	\$ 2,100.35	6.18%	\$ 1,084.10	\$ 1,143.80
MGS-S Customer 6892	\$ 11,668.07	\$ 11,836.96	1.45%	\$ 24,387.90	\$ 24,556.79	0.69%	\$ 4,409.09	\$ 4,612.26
MGS-S Customer 6893	\$ 6,491.13	\$ 6,634.90	2.21%	\$ 29,672.94	\$ 29,816.71	0.48%	\$ 2,611.37	\$ 2,721.75
MGS-S Customer 6894	\$ 3,735.68	\$ 3,840.85	2.82%	\$ 15,729.82	\$ 15,834.99	0.67%	\$ 1,628.97	\$ 1,693.55
MGS-S Customer 6895	\$ 7,098.86	\$ 7,247.16	2.09%	\$ 17,122.07	\$ 17,270.37	0.87%	\$ 2,923.51	\$ 3,023.55
MGS-S Customer 6896	\$ 6,303.15	\$ 6,447.39	2.29%	\$ 11,422.16	\$ 11,566.40	1.26%	\$ 2,655.15	\$ 2,789.57
MGS-S Customer 6897	\$ 7,043.90	\$ 7,191.43	2.09%	\$ 17,930.83	\$ 18,078.36	0.82%	\$ 2,880.13	\$ 3,003.37
MGS-S Customer 6898	\$ 6,309.31	\$ 6,425.99	1.85%	\$ 25,880.96	\$ 25,997.64	0.45%	\$ 2,445.62	\$ 2,539.24
MGS-S Customer 6899	\$ 9,562.29	\$ 9,720.97	1.66%	\$ 32,012.82	\$ 32,171.50	0.50%	\$ 3,663.90	\$ 3,797.68
MGS-S Customer 6900	\$ 8,338.21	\$ 8,491.27	1.84%	\$ 28,741.13	\$ 28,894.19	0.53%	\$ 3,264.95	\$ 3,384.30
MGS-S Customer 6901	\$ 5,134.56	\$ 5,246.40	2.18%	\$ 18,065.09	\$ 18,176.93	0.62%	\$ 2,099.54	\$ 2,174.60
MGS-S Customer 6902	\$ 35,209.56	\$ 35,790.61	1.65%	\$ 64,415.35	\$ 64,996.40	0.90%	\$ 14,485.63	\$ 14,648.17
MGS-S Customer 6903	\$ 3,616.25	\$ 3,722.21	2.93%	\$ 7,332.10	\$ 7,438.06	1.45%	\$ 1,670.04	\$ 1,704.12
MGS-S Customer 6904	\$ 8,637.49	\$ 8,792.27	1.79%	\$ 26,755.94	\$ 26,910.72	0.58%	\$ 3,385.03	\$ 3,504.31
MGS-S Customer 6905	\$ 4,856.05	\$ 4,993.57	2.83%	\$ 14,615.42	\$ 14,752.94	0.94%	\$ 2,161.80	\$ 2,243.11
MGS-S Customer 6906	\$ 3,242.18	\$ 3,372.21	4.01%	\$ 9,174.41	\$ 9,304.44	1.42%	\$ 1,635.02	\$ 1,708.49
MGS-S Customer 6907	\$ 4,205.33	\$ 4,339.98	3.20%	\$ 10,445.61	\$ 10,580.26	1.29%	\$ 1,961.20	\$ 2,042.13
MGS-S Customer 6908	\$ 8,307.26	\$ 8,460.51	1.84%	\$ 24,295.03	\$ 24,448.28	0.63%	\$ 3,280.58	\$ 3,406.16
MGS-S Customer 6909	\$ 11,035.22	\$ 11,200.64	1.50%	\$ 36,072.67	\$ 36,238.09	0.46%	\$ 4,142.36	\$ 4,294.43
MGS-S Customer 6910	\$ 6,315.96	\$ 6,460.07	2.28%	\$ 15,289.54	\$ 15,433.65	0.94%	\$ 2,641.52	\$ 2,764.19
MGS-S Customer 6911	\$ 6,400.51	\$ 6,545.23	2.26%	\$ 16,936.88	\$ 17,081.60	0.85%	\$ 2,675.03	\$ 2,778.28
MGS-S Customer 6912	\$ 6,382.42	\$ 6,500.14	1.84%	\$ 21,014.11	\$ 21,131.83	0.56%	\$ 2,513.63	\$ 2,597.46
MGS-S Customer 6913	\$ 10,504.73	\$ 10,667.85	1.55%	\$ 35,414.21	\$ 35,577.33	0.46%	\$ 3,973.92	\$ 4,107.19
MGS-S Customer 6914	\$ 10,571.66	\$ 10,736.11	1.56%	\$ 23,414.90	\$ 23,579.35	0.70%	\$ 4,072.45	\$ 4,218.62
MGS-S Customer 6915	\$ 5,726.62	\$ 5,867.78	2.46%	\$ 18,924.87	\$ 19,066.03	0.75%	\$ 2,424.59	\$ 2,524.97
MGS-S Customer 6916	\$ 1,410.56	\$ 1,532.32	8.63%	\$ 3,187.13	\$ 3,308.89	3.82%	\$ 1,046.69	\$ 1,097.42
MGS-S Customer 6917	\$ 5,333.55	\$ 5,473.71	2.63%	\$ 11,577.95	\$ 11,718.11	1.21%	\$ 2,348.09	\$ 2,434.86

Internal Use

Customer	Delivery 1/24 Prices	Delivery 8/24 Prices	Delivery % Difference	Bundled 1/24 Prices	Bundled 8/24 Prices	Bundled % Difference	Distribution 8/24 Prices	Distribution 1/25 Prices
MGS-S Customer 6918	\$ 5,269.39	\$ 5,408.98	2.65%	\$ 13,681.02	\$ 13,820.61	1.02%	\$ 2,309.40	\$ 2,397.56
MGS-S Customer 6919	\$ 5,206.48	\$ 5,318.64	2.15%	\$ 18,054.52	\$ 18,166.68	0.62%	\$ 2,123.00	\$ 2,200.71
MGS-S Customer 6920	\$ 5,924.46	\$ 6,066.40	2.40%	\$ 22,629.69	\$ 22,771.63	0.63%	\$ 2,475.24	\$ 2,566.92
MGS-S Customer 6921	\$ 2,067.16	\$ 2,191.92	6.04%	\$ 5,268.03	\$ 5,392.79	2.37%	\$ 1,259.26	\$ 1,316.61
MGS-S Customer 6922	\$ 3,009.19	\$ 3,111.72	3.41%	\$ 7,523.18	\$ 7,625.71	1.36%	\$ 1,438.79	\$ 1,491.94
MGS-S Customer 6923	\$ 6,019.38	\$ 6,162.02	2.37%	\$ 19,744.73	\$ 19,887.37	0.72%	\$ 2,525.87	\$ 2,621.89
MGS-S Customer 6924	\$ 3,545.08	\$ 3,649.92	2.96%	\$ 4,169.30	\$ 4,274.14	2.51%	\$ 1,619.21	\$ 1,714.54
MGS-S Customer 6925	\$ 10,135.66	\$ 10,296.92	1.59%	\$ 28,541.25	\$ 28,702.51	0.57%	\$ 3,861.33	\$ 4,033.58
MGS-S Customer 6926	\$ 7,112.58	\$ 7,260.10	2.07%	\$ 21,283.10	\$ 21,430.62	0.69%	\$ 2,879.86	\$ 3,004.20
MGS-S Customer 6927	\$ 20,783.63	\$ 20,991.75	1.00%	\$ 88,450.57	\$ 88,658.69	0.24%	\$ 7,161.73	\$ 7,392.35
MGS-S Customer 6928	\$ 25,492.14	\$ 25,721.59	0.90%	\$ 106,445.66	\$ 106,675.11	0.22%	\$ 8,669.56	\$ 8,940.98
MGS-S Customer 6929	\$ 3,148.96	\$ 3,278.36	4.11%	\$ 11,234.26	\$ 11,363.66	1.15%	\$ 1,589.84	\$ 1,660.23
MGS-S Customer 6930	\$ 1,179.56	\$ 1,300.23	10.23%	\$ 2,105.90	\$ 2,226.57	5.73%	\$ 971.30	\$ 1,023.62
MGS-S Customer 6931	\$ 19,978.00	\$ 20,182.19	1.02%	\$ 89,130.37	\$ 89,334.56	0.23%	\$ 6,881.15	\$ 7,099.67
MGS-S Customer 6932	\$ 20,110.13	\$ 20,321.68	1.05%	\$ 31,353.67	\$ 31,565.22	0.67%	\$ 7,373.87	\$ 7,545.28
MGS-S Customer 6933	\$ 1,719.30	\$ 1,815.48	5.59%	\$ 5,462.58	\$ 5,558.76	1.76%	\$ 995.87	\$ 1,050.01
MGS-S Customer 6934	\$ 16,098.53	\$ 16,286.22	1.17%	\$ 45,843.65	\$ 46,031.34	0.41%	\$ 5,760.10	\$ 6,047.26
MGS-S Customer 6935	\$ 4,929.36	\$ 5,067.45	2.80%	\$ 12,667.30	\$ 12,805.39	1.09%	\$ 2,201.52	\$ 2,282.86
MGS-S Customer 6936	\$ 3,802.58	\$ 3,935.68	3.50%	\$ 8,153.74	\$ 8,286.84	1.63%	\$ 1,846.24	\$ 1,912.61
MGS-S Customer 6937	\$ 16,548.58	\$ 16,738.35	1.15%	\$ 52,925.56	\$ 53,115.33	0.36%	\$ 5,891.95	\$ 6,150.25
MGS-S Customer 6938	\$ 10,396.86	\$ 10,558.94	1.56%	\$ 27,243.90	\$ 27,405.98	0.59%	\$ 3,934.73	\$ 4,143.04
MGS-S Customer 6939	\$ 26,339.18	\$ 26,572.70	0.89%	\$ 104,760.62	\$ 104,994.14	0.22%	\$ 8,964.21	\$ 9,257.56
MGS-S Customer 6940	\$ 3,403.09	\$ 3,507.20	3.06%	\$ 11,206.84	\$ 11,310.95	0.93%	\$ 1,550.45	\$ 1,605.81
MGS-S Customer 6941	\$ 3,627.43	\$ 3,732.46	2.90%	\$ 11,782.77	\$ 11,887.80	0.89%	\$ 1,618.46	\$ 1,683.19
MGS-S Customer 6942	\$ 3,499.81	\$ 3,604.34	2.99%	\$ 10,496.17	\$ 10,600.70	1.00%	\$ 1,583.72	\$ 1,646.74
MGS-S Customer 6943	\$ 7,458.14	\$ 7,606.86	1.99%	\$ 29,705.05	\$ 29,853.77	0.50%	\$ 2,955.98	\$ 3,063.25
MGS-S Customer 6944	\$ 3,576.61	\$ 3,681.60	2.94%	\$ 10,489.56	\$ 10,594.55	1.00%	\$ 1,613.55	\$ 1,673.27
MGS-S Customer 6945	\$ 6,873.73	\$ 6,993.33	1.74%	\$ 17,047.77	\$ 17,167.37	0.70%	\$ 2,671.14	\$ 2,811.77
MGS-S Customer 6946	\$ 5,934.37	\$ 6,076.58	2.40%	\$ 17,815.96	\$ 17,958.17	0.80%	\$ 2,500.80	\$ 2,607.82
MGS-S Customer 6947	\$ 4,975.37	\$ 5,113.04	2.77%	\$ 16,374.31	\$ 16,511.98	0.84%	\$ 2,179.43	\$ 2,276.26
MGS-S Customer 6948	\$ 9,712.04	\$ 9,872.43	1.65%	\$ 30,617.72	\$ 30,778.11	0.52%	\$ 3,762.62	\$ 3,850.71
MGS-S Customer 6949	\$ 4,479.74	\$ 4,615.66	3.03%	\$ 12,568.01	\$ 12,703.93	1.08%	\$ 2,047.25	\$ 2,123.20
MGS-S Customer 6950	\$ 7,715.13	\$ 7,838.35	1.60%	\$ 28,701.14	\$ 28,824.36	0.43%	\$ 2,909.95	\$ 3,020.76
MGS-S Customer 6951	\$ 4,071.33	\$ 4,178.74	2.64%	\$ 8,644.28	\$ 8,751.69	1.24%	\$ 1,789.48	\$ 1,864.90
MGS-S Customer 6952	\$ 2,950.65	\$ 3,052.93	3.47%	\$ 8,441.82	\$ 8,544.10	1.21%	\$ 1,417.75	\$ 1,463.00
MGS-S Customer 6953	\$ 3,245.37	\$ 3,348.82	3.19%	\$ 7,230.09	\$ 7,333.54	1.43%	\$ 1,510.97	\$ 1,581.36
MGS-S Customer 6954	\$ 4,342.64	\$ 4,451.30	2.50%	\$ 11,509.26	\$ 11,617.92	0.94%	\$ 1,872.65	\$ 1,938.65
MGS-S Customer 6955	\$ 11,906.83	\$ 12,076.80	1.43%	\$ 37,748.70	\$ 37,918.67	0.45%	\$ 4,452.51	\$ 4,587.50
MGS-S Customer 6956	\$ 5,497.27	\$ 5,638.00	2.56%	\$ 12,613.15	\$ 12,753.88	1.12%	\$ 2,392.43	\$ 2,487.24
MGS-S Customer 6957	\$ 6,963.82	\$ 7,111.29	2.12%	\$ 20,218.41	\$ 20,365.88	0.73%	\$ 2,861.39	\$ 2,951.71

Internal Use

Customer	Delivery 1/24 Prices	Delivery 8/24 Prices	Delivery % Difference	Bundled 1/24 Prices	Bundled 8/24 Prices	Bundled % Difference	Distribution 8/24 Prices	Distribution 1/25 Prices
MGS-S Customer 6958	\$ 9,894.59	\$ 10,055.26	1.62%	\$ 20,767.92	\$ 20,928.59	0.77%	\$ 3,824.01	\$ 4,005.18
MGS-S Customer 6959	\$ 7,604.15	\$ 7,754.49	1.98%	\$ 21,384.35	\$ 21,534.69	0.70%	\$ 3,068.37	\$ 3,173.36
MGS-S Customer 6960	\$ 5,464.95	\$ 5,604.88	2.56%	\$ 17,828.96	\$ 17,968.89	0.78%	\$ 2,338.98	\$ 2,440.28
MGS-S Customer 6961	\$ 32,432.55	\$ 32,697.20	0.82%	\$ 98,042.75	\$ 98,307.40	0.27%	\$ 11,068.57	\$ 11,509.05
MGS-S Customer 6962	\$ 2,834.37	\$ 2,936.53	3.60%	\$ 7,198.44	\$ 7,300.60	1.42%	\$ 1,400.56	\$ 1,426.45
MGS-S Customer 6963	\$ 8,442.55	\$ 8,596.73	1.83%	\$ 23,859.00	\$ 24,013.18	0.65%	\$ 3,340.29	\$ 3,454.75
MGS-S Customer 6964	\$ 3,993.75	\$ 4,100.44	2.67%	\$ 12,775.94	\$ 12,882.63	0.84%	\$ 1,736.85	\$ 1,807.05
MGS-S Customer 6965	\$ 5,056.47	\$ 5,194.51	2.73%	\$ 18,259.98	\$ 18,398.02	0.76%	\$ 2,201.42	\$ 2,289.80
MGS-S Customer 6966	\$ 667.23	\$ 758.31	13.65%	\$ 6,974.58	\$ 7,065.66	1.31%	\$ 629.64	\$ 662.11
MGS-S Customer 6967	\$ 7,664.74	\$ 7,788.04	1.61%	\$ 21,550.06	\$ 21,673.36	0.57%	\$ 2,925.81	\$ 3,058.20
MGS-S Customer 6968	\$ 13,323.47	\$ 13,500.20	1.33%	\$ 42,063.07	\$ 42,239.80	0.42%	\$ 4,924.40	\$ 5,058.34
MGS-S Customer 6969	\$ 5,557.91	\$ 5,699.02	2.54%	\$ 14,086.55	\$ 14,227.66	1.00%	\$ 2,412.78	\$ 2,495.72
MGS-S Customer 6970	\$ 1,924.03	\$ 2,058.70	7.00%	\$ 5,443.35	\$ 5,578.02	2.47%	\$ 1,286.50	\$ 1,332.59
MGS-S Customer 6971	\$ 4,478.05	\$ 4,613.79	3.03%	\$ 14,947.92	\$ 15,083.66	0.91%	\$ 2,033.06	\$ 2,104.86
MGS-S Customer 6972	\$ 3,261.96	\$ 3,365.32	3.17%	\$ 8,648.69	\$ 8,752.05	1.20%	\$ 1,505.56	\$ 1,577.53
MGS-S Customer 6973	\$ 5,975.60	\$ 6,090.42	1.92%	\$ 27,313.43	\$ 27,428.25	0.42%	\$ 2,316.48	\$ 2,411.16
MGS-S Customer 6974	\$ 4,268.14	\$ 4,376.27	2.53%	\$ 11,886.67	\$ 11,994.80	0.91%	\$ 1,838.77	\$ 1,910.92
MGS-S Customer 6975	\$ 15,036.34	\$ 15,219.90	1.22%	\$ 55,513.10	\$ 55,696.66	0.33%	\$ 5,414.22	\$ 5,575.54
MGS-S Customer 6976	\$ 9,122.48	\$ 9,282.06	1.75%	\$ 11,208.59	\$ 11,368.17	1.42%	\$ 3,700.37	\$ 3,776.85
MGS-S Customer 6977	\$ 2,221.43	\$ 2,320.10	4.44%	\$ 6,656.92	\$ 6,755.59	1.48%	\$ 1,168.20	\$ 1,218.53
MGS-S Customer 6978	\$ 3,356.89	\$ 3,460.45	3.08%	\$ 10,526.59	\$ 10,630.15	0.98%	\$ 1,521.88	\$ 1,598.95
MGS-S Customer 6979	\$ 6,139.09	\$ 6,282.36	2.33%	\$ 19,808.11	\$ 19,951.38	0.72%	\$ 2,569.28	\$ 2,663.42
MGS-S Customer 6980	\$ 4,045.89	\$ 4,153.36	2.66%	\$ 8,285.07	\$ 8,392.54	1.30%	\$ 1,790.17	\$ 1,856.46
MGS-S Customer 6981	\$ 12,730.30	\$ 12,902.93	1.36%	\$ 50,391.60	\$ 50,564.23	0.34%	\$ 4,644.47	\$ 4,792.36
MGS-S Customer 6982	\$ 13,185.31	\$ 13,360.23	1.33%	\$ 44,539.26	\$ 44,714.18	0.39%	\$ 4,820.09	\$ 5,002.31
MGS-S Customer 6983	\$ 3,493.78	\$ 3,625.25	3.76%	\$ 9,315.97	\$ 9,447.44	1.41%	\$ 1,730.75	\$ 1,794.47
MGS-S Customer 6984	\$ 6,654.45	\$ 6,773.59	1.79%	\$ 17,771.50	\$ 17,890.64	0.67%	\$ 2,620.44	\$ 2,720.17
MGS-S Customer 6985	\$ 5,144.30	\$ 5,282.97	2.70%	\$ 16,113.61	\$ 16,252.28	0.86%	\$ 2,246.06	\$ 2,336.55
MGS-S Customer 6986	\$ 5,599.31	\$ 5,740.44	2.52%	\$ 15,021.61	\$ 15,162.74	0.94%	\$ 2,416.93	\$ 2,504.83
MGS-S Customer 6987	\$ 5,161.69	\$ 5,300.38	2.69%	\$ 14,924.03	\$ 15,062.72	0.93%	\$ 2,252.56	\$ 2,353.35
MGS-S Customer 6988	\$ 4,502.09	\$ 4,638.02	3.02%	\$ 11,716.70	\$ 11,852.63	1.16%	\$ 2,053.14	\$ 2,139.35
MGS-S Customer 6989	\$ 11,720.25	\$ 11,888.90	1.44%	\$ 37,077.64	\$ 37,246.29	0.45%	\$ 4,371.72	\$ 4,531.55
MGS-S Customer 6990	\$ 17,041.93	\$ 17,234.42	1.13%	\$ 46,905.88	\$ 47,098.37	0.41%	\$ 6,092.00	\$ 6,372.30
MGS-S Customer 6991	\$ 4,868.40	\$ 5,006.12	2.83%	\$ 12,890.74	\$ 13,028.46	1.07%	\$ 2,176.83	\$ 2,260.12
MGS-S Customer 6992	\$ 5,082.81	\$ 5,194.87	2.20%	\$ 11,691.13	\$ 11,803.19	0.96%	\$ 2,118.90	\$ 2,203.45
MGS-S Customer 6993	\$ 5,289.72	\$ 5,402.16	2.13%	\$ 18,177.06	\$ 18,289.50	0.62%	\$ 2,145.66	\$ 2,230.96
MGS-S Customer 6994	\$ 3,408.24	\$ 3,538.98	3.84%	\$ 9,792.27	\$ 9,923.01	1.34%	\$ 1,686.38	\$ 1,763.76
MGS-S Customer 6995	\$ 5,718.23	\$ 5,832.80	2.00%	\$ 19,192.32	\$ 19,306.89	0.60%	\$ 2,293.24	\$ 2,374.66
MGS-S Customer 6996	\$ 9,015.71	\$ 9,172.38	1.74%	\$ 27,937.77	\$ 28,094.44	0.56%	\$ 3,514.41	\$ 3,628.81
MGS-S Customer 6997	\$ 7,717.05	\$ 7,840.47	1.60%	\$ 24,897.28	\$ 25,020.70	0.50%	\$ 2,929.15	\$ 3,050.68

Internal Use

Customer	Delivery 1/24 Prices	Delivery 8/24 Prices	Delivery % Difference	Bundled 1/24 Prices	Bundled 8/24 Prices	Bundled % Difference	Distribution 8/24 Prices	Distribution 1/25 Prices
MGS-S Customer 6998	\$ 11,624.05	\$ 11,792.29	1.45%	\$ 36,935.74	\$ 37,103.98	0.46%	\$ 4,341.97	\$ 4,497.57
MGS-S Customer 6999	\$ 4,067.47	\$ 4,201.45	3.29%	\$ 11,040.41	\$ 11,174.39	1.21%	\$ 1,912.16	\$ 1,988.01
MGS-S Customer 7000	\$ 5,051.34	\$ 5,189.84	2.74%	\$ 13,285.07	\$ 13,423.57	1.04%	\$ 2,234.07	\$ 2,323.41
MGS-S Customer 7001	\$ 4,171.28	\$ 4,306.10	3.23%	\$ 8,065.50	\$ 8,200.32	1.67%	\$ 1,970.55	\$ 2,045.67
MGS-S Customer 7002	\$ 7,461.28	\$ 7,610.52	2.00%	\$ 24,926.02	\$ 25,075.26	0.60%	\$ 2,991.58	\$ 3,098.01
MGS-S Customer 7003	\$ 5,031.74	\$ 5,143.53	2.22%	\$ 11,509.46	\$ 11,621.25	0.97%	\$ 2,100.71	\$ 2,187.03
MGS-S Customer 7004	\$ 6,154.60	\$ 6,298.02	2.33%	\$ 18,440.12	\$ 18,583.54	0.78%	\$ 2,581.76	\$ 2,679.34
MGS-S Customer 7005	\$ 4,359.91	\$ 4,494.99	3.10%	\$ 13,766.10	\$ 13,901.18	0.98%	\$ 1,991.78	\$ 2,073.54
MGS-S Customer 7006	\$ 7,353.96	\$ 7,502.66	2.02%	\$ 25,391.97	\$ 25,540.67	0.59%	\$ 2,952.78	\$ 3,056.02
MGS-S Customer 7007	\$ 9,625.19	\$ 9,783.75	1.65%	\$ 31,243.88	\$ 31,402.44	0.51%	\$ 3,668.45	\$ 3,831.77
MGS-S Customer 7008	\$ 11,230.51	\$ 11,396.23	1.48%	\$ 39,672.11	\$ 39,837.83	0.42%	\$ 4,172.01	\$ 4,341.96
MGS-S Customer 7009	\$ 5,193.72	\$ 5,332.85	2.68%	\$ 15,608.51	\$ 15,747.64	0.89%	\$ 2,274.08	\$ 2,355.71
MGS-S Customer 7010	\$ 6,539.89	\$ 6,684.69	2.21%	\$ 23,939.96	\$ 24,084.76	0.60%	\$ 2,678.17	\$ 2,777.13
MGS-S Customer 7011	\$ 7,412.86	\$ 7,535.47	1.65%	\$ 25,361.40	\$ 25,484.01	0.48%	\$ 2,852.38	\$ 2,930.27
MGS-S Customer 7012	\$ 8,143.38	\$ 8,296.42	1.88%	\$ 12,234.02	\$ 12,387.06	1.25%	\$ 3,281.33	\$ 3,440.84
MGS-S Customer 7013	\$ 39,207.75	\$ 39,498.04	0.74%	\$ 161,637.80	\$ 161,928.09	0.18%	\$ 12,998.87	\$ 13,444.31
MGS-S Customer 7014	\$ 5,637.06	\$ 5,778.34	2.51%	\$ 13,850.33	\$ 13,991.61	1.02%	\$ 2,431.38	\$ 2,528.47
MGS-S Customer 7015	\$ 6,581.90	\$ 6,728.01	2.22%	\$ 11,475.13	\$ 11,621.24	1.27%	\$ 2,774.24	\$ 2,882.18
MGS-S Customer 7016	\$ 8,923.19	\$ 9,054.58	1.47%	\$ 22,442.87	\$ 22,574.26	0.59%	\$ 3,445.03	\$ 3,475.46
MGS-S Customer 7017	\$ 7,495.87	\$ 7,645.73	2.00%	\$ 22,368.43	\$ 22,518.29	0.67%	\$ 3,029.92	\$ 3,126.17
MGS-S Customer 7018	\$ 5,101.23	\$ 5,239.83	2.72%	\$ 14,749.88	\$ 14,888.48	0.94%	\$ 2,241.19	\$ 2,330.75
MGS-S Customer 7019	\$ 7,232.38	\$ 7,381.15	2.06%	\$ 19,348.33	\$ 19,497.10	0.77%	\$ 2,955.90	\$ 3,054.83
MGS-S Customer 7020	\$ 4,036.13	\$ 4,169.94	3.32%	\$ 10,306.69	\$ 10,440.50	1.30%	\$ 1,902.29	\$ 1,983.20
MGS-S Customer 7021	\$ 4,645.08	\$ 4,782.24	2.95%	\$ 11,049.67	\$ 11,186.83	1.24%	\$ 2,127.36	\$ 2,189.51
MGS-S Customer 7022	\$ 13,840.85	\$ 14,026.30	1.34%	\$ 53,686.88	\$ 53,872.33	0.35%	\$ 4,989.50	\$ 5,250.98
MGS-S Customer 7023	\$ 6,954.12	\$ 7,101.53	2.12%	\$ 16,803.65	\$ 16,951.06	0.88%	\$ 2,866.08	\$ 2,976.87
MGS-S Customer 7024	\$ 43,279.74	\$ 43,624.75	0.80%	\$ 130,910.83	\$ 131,255.84	0.26%	\$ 14,798.33	\$ 15,346.38
MGS-S Customer 7025	\$ 2,836.73	\$ 2,965.01	4.52%	\$ 10,692.01	\$ 10,820.29	1.20%	\$ 1,500.78	\$ 1,548.66
MGS-S Customer 7026	\$ 9,677.30	\$ 9,836.46	1.64%	\$ 26,423.78	\$ 26,582.94	0.60%	\$ 3,714.47	\$ 3,886.15
MGS-S Customer 7027	\$ 17,556.18	\$ 17,748.61	1.10%	\$ 85,556.77	\$ 85,749.20	0.22%	\$ 6,055.62	\$ 6,265.60
MGS-S Customer 7028	\$ 48,918.83	\$ 49,263.45	0.70%	\$ 139,072.86	\$ 139,417.48	0.25%	\$ 16,641.71	\$ 17,048.65
MGS-S Customer 7029	\$ 6,117.91	\$ 6,260.81	2.34%	\$ 17,628.83	\$ 17,771.73	0.81%	\$ 2,555.60	\$ 2,677.30
MGS-S Customer 7030	\$ 10,694.34	\$ 10,858.50	1.54%	\$ 25,095.79	\$ 25,259.95	0.65%	\$ 4,071.38	\$ 4,259.14
MGS-S Customer 7031	\$ 4,828.72	\$ 4,966.01	2.84%	\$ 12,569.17	\$ 12,706.46	1.09%	\$ 2,153.38	\$ 2,251.56
MGS-S Customer 7032	\$ 9,103.21	\$ 9,259.86	1.72%	\$ 30,630.48	\$ 30,787.13	0.51%	\$ 3,518.26	\$ 3,642.95
MGS-S Customer 7033	\$ 7,553.25	\$ 7,702.96	1.98%	\$ 23,902.10	\$ 24,051.81	0.63%	\$ 3,026.96	\$ 3,139.05
MGS-S Customer 7034	\$ 4,258.51	\$ 4,366.46	2.53%	\$ 14,217.85	\$ 14,325.80	0.76%	\$ 1,823.64	\$ 1,889.69
MGS-S Customer 7035	\$ 9,301.24	\$ 9,457.62	1.68%	\$ 35,707.57	\$ 35,863.95	0.44%	\$ 3,518.63	\$ 3,686.44
MGS-S Customer 7036	\$ 3,551.24	\$ 3,656.14	2.95%	\$ 10,773.96	\$ 10,878.86	0.97%	\$ 1,605.98	\$ 1,661.33
MGS-S Customer 7037	\$ 4,212.86	\$ 4,347.47	3.20%	\$ 11,148.66	\$ 11,283.27	1.21%	\$ 1,958.52	\$ 2,039.93

Internal Use

Customer	Delivery 1/24 Prices	Delivery 8/24 Prices	Delivery % Difference	Bundled 1/24 Prices	Bundled 8/24 Prices	Bundled % Difference	Distribution 8/24 Prices	Distribution 1/25 Prices
MGS-S Customer 7038	\$ 12,064.14	\$ 12,283.82	1.82%	\$ 28,792.34	\$ 29,012.02	0.76%	\$ 4,919.00	\$ 5,017.32
MGS-S Customer 7039	\$ 5,922.97	\$ 6,064.67	2.39%	\$ 20,632.70	\$ 20,774.40	0.69%	\$ 2,469.52	\$ 2,585.85
MGS-S Customer 7040	\$ 5,482.69	\$ 5,622.86	2.56%	\$ 13,216.97	\$ 13,357.14	1.06%	\$ 2,363.85	\$ 2,483.08
MGS-S Customer 7041	\$ 10,869.02	\$ 11,033.52	1.51%	\$ 39,416.31	\$ 39,580.81	0.42%	\$ 4,071.85	\$ 4,208.60
MGS-S Customer 7042	\$ 41,583.32	\$ 41,882.23	0.72%	\$ 191,177.31	\$ 191,476.22	0.16%	\$ 13,612.38	\$ 14,081.45
MGS-S Customer 7043	\$ 9,448.42	\$ 9,608.19	1.69%	\$ 22,753.28	\$ 22,913.05	0.70%	\$ 3,721.21	\$ 3,814.07
MGS-S Customer 7044	\$ 7,682.17	\$ 7,832.58	1.96%	\$ 17,965.90	\$ 18,116.31	0.84%	\$ 3,089.96	\$ 3,233.51
MGS-S Customer 7045	\$ 6,666.47	\$ 6,784.96	1.78%	\$ 26,554.98	\$ 26,673.47	0.45%	\$ 2,570.08	\$ 2,660.17
MGS-S Customer 7046	\$ 4,010.75	\$ 4,144.05	3.32%	\$ 12,155.46	\$ 12,288.76	1.10%	\$ 1,871.75	\$ 1,963.46
MGS-S Customer 7047	\$ 2,172.18	\$ 2,270.56	4.53%	\$ 5,714.92	\$ 5,813.30	1.72%	\$ 1,151.50	\$ 1,209.39
MGS-S Customer 7048	\$ 4,553.68	\$ 4,689.97	2.99%	\$ 11,930.54	\$ 12,066.83	1.14%	\$ 2,075.10	\$ 2,154.67
MGS-S Customer 7049	\$ 7,471.54	\$ 7,594.92	1.65%	\$ 17,696.08	\$ 17,819.46	0.70%	\$ 2,914.18	\$ 3,008.95
MGS-S Customer 7050	\$ 3,197.12	\$ 3,326.71	4.05%	\$ 11,555.85	\$ 11,685.44	1.12%	\$ 1,603.47	\$ 1,675.33
MGS-S Customer 7051	\$ 11,163.90	\$ 11,330.47	1.49%	\$ 34,493.11	\$ 34,659.68	0.48%	\$ 4,214.35	\$ 4,346.98
MGS-S Customer 7052	\$ 4,316.56	\$ 4,424.91	2.51%	\$ 11,564.76	\$ 11,673.11	0.94%	\$ 1,855.31	\$ 1,931.14
MGS-S Customer 7053	\$ 20,847.82	\$ 21,056.71	1.00%	\$ 78,532.69	\$ 78,741.58	0.27%	\$ 7,229.46	\$ 7,492.23
MGS-S Customer 7054	\$ 8,691.76	\$ 8,846.08	1.78%	\$ 32,782.54	\$ 32,936.86	0.47%	\$ 3,355.72	\$ 3,482.47
MGS-S Customer 7055	\$ 7,978.35	\$ 8,130.40	1.91%	\$ 21,781.40	\$ 21,933.45	0.70%	\$ 3,191.57	\$ 3,304.83
MGS-S Customer 7056	\$ 7,822.52	\$ 7,973.95	1.94%	\$ 17,530.36	\$ 17,681.79	0.86%	\$ 3,154.92	\$ 3,282.93
MGS-S Customer 7057	\$ 1,606.10	\$ 1,728.67	7.63%	\$ 3,096.10	\$ 3,218.67	3.96%	\$ 1,108.29	\$ 1,169.58
MGS-S Customer 7058	\$ 30,413.67	\$ 30,726.37	1.03%	\$ 120,636.26	\$ 120,948.96	0.26%	\$ 10,635.04	\$ 11,024.82
MGS-S Customer 7059	\$ 53,087.75	\$ 53,443.07	0.67%	\$ 181,099.62	\$ 181,454.94	0.20%	\$ 17,627.70	\$ 18,261.98
MGS-S Customer 7060	\$ 6,963.57	\$ 7,110.91	2.12%	\$ 18,106.56	\$ 18,253.90	0.81%	\$ 2,860.82	\$ 2,970.82
MGS-S Customer 7061	\$ 4,349.23	\$ 4,483.88	3.10%	\$ 15,764.17	\$ 15,898.82	0.85%	\$ 1,965.85	\$ 2,057.82
MGS-S Customer 7062	\$ 8,459.97	\$ 8,587.24	1.50%	\$ 26,263.05	\$ 26,390.32	0.48%	\$ 3,192.30	\$ 3,301.38
MGS-S Customer 7063	\$ 5,418.16	\$ 5,531.48	2.09%	\$ 16,724.78	\$ 16,838.10	0.68%	\$ 2,205.05	\$ 2,285.71
MGS-S Customer 7064	\$ 8,609.88	\$ 8,738.48	1.49%	\$ 17,148.58	\$ 17,277.18	0.75%	\$ 3,294.40	\$ 3,423.25
MGS-S Customer 7065	\$ 30,692.13	\$ 30,942.88	0.82%	\$ 130,421.46	\$ 130,672.21	0.19%	\$ 10,225.00	\$ 10,644.44
MGS-S Customer 7066	\$ 6,792.31	\$ 6,911.62	1.76%	\$ 23,070.31	\$ 23,189.62	0.52%	\$ 2,632.17	\$ 2,731.35
MGS-S Customer 7067	\$ 7,114.85	\$ 7,236.52	1.71%	\$ 18,505.22	\$ 18,626.89	0.66%	\$ 2,790.22	\$ 2,874.70
MGS-S Customer 7068	\$ 6,955.20	\$ 7,102.58	2.12%	\$ 19,460.22	\$ 19,607.60	0.76%	\$ 2,857.66	\$ 2,955.70
MGS-S Customer 7069	\$ 5,221.23	\$ 5,360.57	2.67%	\$ 13,114.79	\$ 13,254.13	1.06%	\$ 2,293.29	\$ 2,385.36
MGS-S Customer 7070	\$ 15,732.42	\$ 15,919.46	1.19%	\$ 45,221.59	\$ 45,408.63	0.41%	\$ 5,685.32	\$ 5,908.14
MGS-S Customer 7071	\$ 2,079.83	\$ 2,177.82	4.71%	\$ 3,983.12	\$ 4,081.11	2.46%	\$ 1,126.40	\$ 1,190.23
MGS-S Customer 7072	\$ 4,423.74	\$ 4,532.32	2.45%	\$ 14,635.26	\$ 14,743.84	0.74%	\$ 1,871.88	\$ 1,947.26
MGS-S Customer 7073	\$ 3,374.75	\$ 3,505.20	3.87%	\$ 11,826.03	\$ 11,956.48	1.10%	\$ 1,663.57	\$ 1,736.55
MGS-S Customer 7074	\$ 42,987.10	\$ 43,294.47	0.72%	\$ 188,796.68	\$ 189,104.05	0.16%	\$ 14,174.82	\$ 14,581.99
MGS-S Customer 7075	\$ 38,395.06	\$ 38,687.93	0.76%	\$ 127,301.33	\$ 127,594.20	0.23%	\$ 12,920.54	\$ 13,449.14
MGS-S Customer 7076	\$ 18,860.68	\$ 19,061.27	1.06%	\$ 53,925.91	\$ 54,126.50	0.37%	\$ 6,668.20	\$ 6,971.58
MGS-S Customer 7077	\$ 16,271.11	\$ 16,460.33	1.16%	\$ 46,135.06	\$ 46,324.28	0.41%	\$ 5,849.39	\$ 6,097.97

Internal Use

Customer	Delivery 1/24 Prices	Delivery 8/24 Prices	Delivery % Difference	Bundled 1/24 Prices	Bundled 8/24 Prices	Bundled % Difference	Distribution 8/24 Prices	Distribution 1/25 Prices
MGS-S Customer 7078	\$ 9,325.82	\$ 9,484.25	1.70%	\$ 22,927.77	\$ 23,086.20	0.69%	\$ 3,645.59	\$ 3,777.96
MGS-S Customer 7079	\$ 4,501.29	\$ 4,610.08	2.42%	\$ 17,310.36	\$ 17,419.15	0.63%	\$ 1,883.88	\$ 1,954.83
MGS-S Customer 7080	\$ 4,670.71	\$ 4,807.50	2.93%	\$ 14,285.08	\$ 14,421.87	0.96%	\$ 2,106.20	\$ 2,177.70
MGS-S Customer 7081	\$ 4,565.95	\$ 4,702.28	2.99%	\$ 12,911.77	\$ 13,048.10	1.06%	\$ 2,075.68	\$ 2,151.20
MGS-S Customer 7082	\$ 6,526.82	\$ 6,672.14	2.23%	\$ 14,470.43	\$ 14,615.75	1.00%	\$ 2,724.22	\$ 2,844.04
MGS-S Customer 7083	\$ 6,019.83	\$ 6,162.57	2.37%	\$ 18,610.66	\$ 18,753.40	0.77%	\$ 2,533.60	\$ 2,630.20
MGS-S Customer 7084	\$ 3,419.23	\$ 3,523.80	3.06%	\$ 7,055.56	\$ 7,160.13	1.48%	\$ 1,583.67	\$ 1,641.43
MGS-S Customer 7085	\$ 11,291.61	\$ 11,460.07	1.49%	\$ 39,277.07	\$ 39,445.53	0.43%	\$ 4,214.76	\$ 4,381.35
MGS-S Customer 7086	\$ 6,490.38	\$ 6,608.57	1.82%	\$ 17,687.76	\$ 17,805.95	0.67%	\$ 2,557.09	\$ 2,664.28
MGS-S Customer 7087	\$ 1,759.13	\$ 1,855.51	5.48%	\$ 4,912.12	\$ 5,008.50	1.96%	\$ 1,011.27	\$ 1,068.72
MGS-S Customer 7088	\$ 3,181.65	\$ 3,311.31	4.08%	\$ 8,678.08	\$ 8,807.74	1.49%	\$ 1,611.85	\$ 1,692.02
MGS-S Customer 7089	\$ 3,326.89	\$ 3,430.71	3.12%	\$ 7,376.39	\$ 7,480.21	1.41%	\$ 1,537.77	\$ 1,609.47
MGS-S Customer 7090	\$ 8,046.76	\$ 8,172.93	1.57%	\$ 15,912.67	\$ 16,038.84	0.79%	\$ 3,117.08	\$ 3,228.94
MGS-S Customer 7091	\$ 3,780.44	\$ 3,886.04	2.79%	\$ 13,619.80	\$ 13,725.40	0.78%	\$ 1,658.89	\$ 1,724.57
MGS-S Customer 7092	\$ 8,433.77	\$ 8,587.20	1.82%	\$ 32,223.47	\$ 32,376.90	0.48%	\$ 3,284.58	\$ 3,390.61
MGS-S Customer 7093	\$ 25,164.36	\$ 25,461.28	1.18%	\$ 78,194.13	\$ 78,491.05	0.38%	\$ 9,278.63	\$ 9,430.77
MGS-S Customer 7094	\$ 2,676.00	\$ 2,777.45	3.79%	\$ 6,021.75	\$ 6,123.20	1.68%	\$ 1,351.97	\$ 1,378.93
MGS-S Customer 7095	\$ 4,194.98	\$ 4,329.96	3.22%	\$ 9,806.13	\$ 9,941.11	1.38%	\$ 1,975.86	\$ 2,039.20
MGS-S Customer 7096	\$ 5,702.37	\$ 5,816.99	2.01%	\$ 17,139.82	\$ 17,254.44	0.67%	\$ 2,298.48	\$ 2,384.58
MGS-S Customer 7097	\$ 5,441.59	\$ 5,555.31	2.09%	\$ 12,419.10	\$ 12,532.82	0.92%	\$ 2,236.96	\$ 2,326.38
MGS-S Customer 7098	\$ 8,443.85	\$ 8,596.69	1.81%	\$ 32,101.00	\$ 32,253.84	0.48%	\$ 3,259.90	\$ 3,403.06
MGS-S Customer 7099	\$ 5,965.35	\$ 6,107.46	2.38%	\$ 21,890.85	\$ 22,032.96	0.65%	\$ 2,489.97	\$ 2,588.00
MGS-S Customer 7100	\$ 9,065.38	\$ 9,195.11	1.43%	\$ 29,729.85	\$ 29,859.58	0.44%	\$ 3,370.79	\$ 3,494.33
MGS-S Customer 7101	\$ 3,519.87	\$ 3,624.87	2.98%	\$ 8,792.00	\$ 8,897.00	1.19%	\$ 1,611.10	\$ 1,663.65
MGS-S Customer 7102	\$ 4,427.55	\$ 4,536.37	2.46%	\$ 12,769.48	\$ 12,878.30	0.85%	\$ 1,887.70	\$ 1,961.47
MGS-S Customer 7103	\$ 4,848.20	\$ 4,984.69	2.82%	\$ 16,419.45	\$ 16,555.94	0.83%	\$ 2,110.50	\$ 2,237.40
MGS-S Customer 7104	\$ 3,547.19	\$ 3,679.13	3.72%	\$ 7,783.86	\$ 7,915.80	1.70%	\$ 1,762.60	\$ 1,823.65
MGS-S Customer 7105	\$ 8,786.39	\$ 8,942.58	1.78%	\$ 18,013.07	\$ 18,169.26	0.87%	\$ 3,489.30	\$ 3,621.76
MGS-S Customer 7106	\$ 2,810.00	\$ 2,911.16	3.60%	\$ 10,084.14	\$ 10,185.30	1.00%	\$ 1,345.69	\$ 1,404.50
MGS-S Customer 7107	\$ 10,510.82	\$ 10,673.89	1.55%	\$ 41,745.94	\$ 41,909.01	0.39%	\$ 3,955.56	\$ 4,057.83
MGS-S Customer 7108	\$ 5,068.82	\$ 5,180.10	2.20%	\$ 17,339.14	\$ 17,450.42	0.64%	\$ 2,068.03	\$ 2,160.14
MGS-S Customer 7109	\$ 3,985.11	\$ 4,118.83	3.36%	\$ 10,879.89	\$ 11,013.61	1.23%	\$ 1,889.95	\$ 1,958.39
MGS-S Customer 7110	\$ 4,174.80	\$ 4,282.47	2.58%	\$ 9,938.03	\$ 10,045.70	1.08%	\$ 1,811.56	\$ 1,893.86
MGS-S Customer 7111	\$ 8,672.53	\$ 8,800.72	1.48%	\$ 26,847.31	\$ 26,975.50	0.48%	\$ 3,259.25	\$ 3,373.66
MGS-S Customer 7112	\$ 8,560.47	\$ 8,715.08	1.81%	\$ 23,022.25	\$ 23,176.86	0.67%	\$ 3,377.07	\$ 3,505.42
MGS-S Customer 7113	\$ 6,074.26	\$ 6,190.77	1.92%	\$ 15,808.04	\$ 15,924.55	0.74%	\$ 2,433.96	\$ 2,527.24
MGS-S Customer 7114	\$ 6,966.28	\$ 7,112.47	2.10%	\$ 29,137.66	\$ 29,283.85	0.50%	\$ 2,781.81	\$ 2,894.21
MGS-S Customer 7115	\$ 21,642.90	\$ 21,857.00	0.99%	\$ 73,358.64	\$ 73,572.74	0.29%	\$ 7,576.79	\$ 7,802.34
MGS-S Customer 7116	\$ 7,500.37	\$ 7,622.15	1.62%	\$ 28,113.88	\$ 28,235.66	0.43%	\$ 2,819.90	\$ 2,953.88
MGS-S Customer 7117	\$ 1,453.85	\$ 1,575.72	8.38%	\$ 2,950.70	\$ 3,072.57	4.13%	\$ 1,057.99	\$ 1,115.99

Internal Use

Customer	Delivery 1/24 Prices	Delivery 8/24 Prices	Delivery % Difference	Bundled 1/24 Prices	Bundled 8/24 Prices	Bundled % Difference	Distribution 8/24 Prices	Distribution 1/25 Prices
MGS-S Customer 7118	\$ 5,823.67	\$ 5,965.73	2.44%	\$ 15,750.90	\$ 15,892.96	0.90%	\$ 2,485.34	\$ 2,580.73
MGS-S Customer 7119	\$ 5,709.30	\$ 5,824.08	2.01%	\$ 15,281.51	\$ 15,396.29	0.75%	\$ 2,311.28	\$ 2,400.97
MGS-S Customer 7120	\$ 6,635.93	\$ 6,754.43	1.79%	\$ 20,704.07	\$ 20,822.57	0.57%	\$ 2,582.28	\$ 2,695.84
MGS-S Customer 7121	\$ 3,589.61	\$ 3,695.78	2.96%	\$ 7,919.06	\$ 8,025.23	1.34%	\$ 1,673.94	\$ 1,685.72
MGS-S Customer 7122	\$ 4,117.30	\$ 4,251.75	3.27%	\$ 10,072.72	\$ 10,207.17	1.33%	\$ 1,942.13	\$ 2,011.00
MGS-S Customer 7123	\$ 8,867.29	\$ 9,021.99	1.74%	\$ 37,223.30	\$ 37,378.00	0.42%	\$ 3,383.64	\$ 3,513.96
MGS-S Customer 7124	\$ 67,218.01	\$ 67,641.14	0.63%	\$ 290,443.51	\$ 290,866.64	0.15%	\$ 21,907.48	\$ 22,539.17
MGS-S Customer 7125	\$ 4,248.90	\$ 4,357.32	2.55%	\$ 8,274.64	\$ 8,383.06	1.31%	\$ 1,858.40	\$ 1,929.44
MGS-S Customer 7126	\$ 4,108.08	\$ 4,243.15	3.29%	\$ 5,887.05	\$ 6,022.12	2.29%	\$ 1,979.18	\$ 2,034.42
MGS-S Customer 7127	\$ 11,457.44	\$ 11,624.34	1.46%	\$ 38,633.91	\$ 38,800.81	0.43%	\$ 4,256.28	\$ 4,430.60
MGS-S Customer 7128	\$ 11,915.41	\$ 12,085.53	1.43%	\$ 31,123.25	\$ 31,293.37	0.55%	\$ 4,477.71	\$ 4,644.25
MGS-S Customer 7129	\$ 6,540.35	\$ 6,686.33	2.23%	\$ 8,864.82	\$ 9,010.80	1.65%	\$ 2,769.72	\$ 2,888.23
MGS-S Customer 7130	\$ 4,736.41	\$ 4,873.27	2.89%	\$ 12,428.64	\$ 12,565.50	1.10%	\$ 2,122.81	\$ 2,219.56
MGS-S Customer 7131	\$ 3,187.15	\$ 3,291.15	3.26%	\$ 7,326.12	\$ 7,430.12	1.42%	\$ 1,527.19	\$ 1,549.74
MGS-S Customer 7132	\$ 4,398.91	\$ 4,507.67	2.47%	\$ 10,653.70	\$ 10,762.46	1.02%	\$ 1,886.75	\$ 1,967.90
MGS-S Customer 7133	\$ 21,207.75	\$ 21,418.68	0.99%	\$ 85,686.74	\$ 85,897.67	0.25%	\$ 7,347.77	\$ 7,557.60
MGS-S Customer 7134	\$ 3,511.52	\$ 3,642.77	3.74%	\$ 10,397.51	\$ 10,528.76	1.26%	\$ 1,720.70	\$ 1,795.48
MGS-S Customer 7135	\$ 36,091.93	\$ 36,373.88	0.78%	\$ 99,074.06	\$ 99,356.01	0.28%	\$ 12,387.84	\$ 12,770.35
MGS-S Customer 7136	\$ 8,344.63	\$ 8,472.71	1.53%	\$ 12,147.32	\$ 12,275.40	1.05%	\$ 3,250.08	\$ 3,360.82
MGS-S Customer 7137	\$ 6,861.07	\$ 7,007.63	2.14%	\$ 21,061.87	\$ 21,208.43	0.70%	\$ 2,805.37	\$ 2,913.12
MGS-S Customer 7138	\$ 17,615.36	\$ 17,810.51	1.11%	\$ 59,728.38	\$ 59,923.53	0.33%	\$ 6,250.93	\$ 6,471.72
MGS-S Customer 7139	\$ 6,465.17	\$ 6,609.38	2.23%	\$ 24,763.13	\$ 24,907.34	0.58%	\$ 2,640.37	\$ 2,746.36
MGS-S Customer 7140	\$ 6,242.35	\$ 6,386.15	2.30%	\$ 18,518.50	\$ 18,662.30	0.78%	\$ 2,609.20	\$ 2,710.70
MGS-S Customer 7141	\$ 3,831.41	\$ 3,964.15	3.46%	\$ 11,579.40	\$ 11,712.14	1.15%	\$ 1,825.19	\$ 1,900.49
MGS-S Customer 7142	\$ 18,633.16	\$ 18,830.45	1.06%	\$ 73,589.41	\$ 73,786.70	0.27%	\$ 6,441.96	\$ 6,753.60
MGS-S Customer 7143	\$ 14,060.95	\$ 14,241.47	1.28%	\$ 31,598.14	\$ 31,778.66	0.57%	\$ 5,215.23	\$ 5,405.77
MGS-S Customer 7144	\$ 5,275.19	\$ 5,388.57	2.15%	\$ 11,178.97	\$ 11,292.35	1.01%	\$ 2,203.78	\$ 2,271.57
MGS-S Customer 7145	\$ 1,381.62	\$ 1,503.17	8.80%	\$ 2,811.29	\$ 2,932.84	4.32%	\$ 1,034.61	\$ 1,091.07
MGS-S Customer 7146	\$ 2,549.66	\$ 2,650.30	3.95%	\$ 5,552.05	\$ 5,652.69	1.81%	\$ 1,301.04	\$ 1,340.15
MGS-S Customer 7147	\$ 25,175.07	\$ 25,405.07	0.91%	\$ 83,924.88	\$ 84,154.88	0.27%	\$ 8,711.24	\$ 8,989.64
MGS-S Customer 7148	\$ 4,954.10	\$ 5,092.07	2.78%	\$ 11,739.88	\$ 11,877.85	1.18%	\$ 2,201.99	\$ 2,302.28
MGS-S Customer 7149	\$ 9,685.53	\$ 9,844.73	1.64%	\$ 34,014.55	\$ 34,173.75	0.47%	\$ 3,697.42	\$ 3,826.03
MGS-S Customer 7150	\$ 24,727.63	\$ 24,958.08	0.93%	\$ 81,662.93	\$ 81,893.38	0.28%	\$ 8,561.66	\$ 8,876.11
MGS-S Customer 7151	\$ 37,236.41	\$ 37,571.78	0.90%	\$ 138,702.55	\$ 139,037.92	0.24%	\$ 12,911.89	\$ 13,216.17
MGS-S Customer 7152	\$ 5,006.22	\$ 5,144.85	2.77%	\$ 14,956.30	\$ 15,094.93	0.93%	\$ 2,229.67	\$ 2,289.15
MGS-S Customer 7153	\$ 4,115.13	\$ 4,249.75	3.27%	\$ 9,083.31	\$ 9,217.93	1.48%	\$ 1,951.62	\$ 2,016.34
MGS-S Customer 7154	\$ 7,625.80	\$ 7,775.92	1.97%	\$ 23,522.16	\$ 23,672.28	0.64%	\$ 3,055.59	\$ 3,167.35
MGS-S Customer 7155	\$ 4,309.46	\$ 4,444.54	3.13%	\$ 11,476.08	\$ 11,611.16	1.18%	\$ 1,991.14	\$ 2,071.61
MGS-S Customer 7156	\$ 16,029.83	\$ 16,216.90	1.17%	\$ 62,475.73	\$ 62,662.80	0.30%	\$ 5,680.51	\$ 5,887.99
MGS-S Customer 7157	\$ 4,136.67	\$ 4,245.22	2.62%	\$ 9,957.03	\$ 10,065.58	1.09%	\$ 1,845.34	\$ 1,867.16

Internal Use

Customer	Delivery 1/24 Prices	Delivery 8/24 Prices	Delivery % Difference	Bundled 1/24 Prices	Bundled 8/24 Prices	Bundled % Difference	Distribution 8/24 Prices	Distribution 1/25 Prices
MGS-S Customer 7158	\$ 5,296.73	\$ 5,436.19	2.63%	\$ 14,160.51	\$ 14,299.97	0.98%	\$ 2,305.86	\$ 2,406.55
MGS-S Customer 7159	\$ 5,303.10	\$ 5,442.67	2.63%	\$ 14,642.21	\$ 14,781.78	0.95%	\$ 2,310.57	\$ 2,403.78
MGS-S Customer 7160	\$ 19,210.52	\$ 19,411.93	1.05%	\$ 61,917.71	\$ 62,119.12	0.33%	\$ 6,729.48	\$ 7,040.53
MGS-S Customer 7161	\$ 6,585.85	\$ 6,732.15	2.22%	\$ 15,481.05	\$ 15,627.35	0.95%	\$ 2,772.44	\$ 2,848.29
MGS-S Customer 7162	\$ 5,200.20	\$ 5,339.49	2.68%	\$ 11,023.88	\$ 11,163.17	1.26%	\$ 2,294.05	\$ 2,394.53
MGS-S Customer 7163	\$ 5,243.01	\$ 5,355.33	2.14%	\$ 18,420.81	\$ 18,533.13	0.61%	\$ 2,133.91	\$ 2,210.90
MGS-S Customer 7164	\$ 10,069.80	\$ 10,230.79	1.60%	\$ 35,532.32	\$ 35,693.31	0.45%	\$ 3,822.63	\$ 3,951.38
MGS-S Customer 7165	\$ 7,476.88	\$ 7,598.94	1.63%	\$ 29,342.38	\$ 29,464.44	0.42%	\$ 2,826.47	\$ 2,930.37
MGS-S Customer 7166	\$ 10,806.53	\$ 10,970.73	1.52%	\$ 36,931.77	\$ 37,095.97	0.44%	\$ 4,056.72	\$ 4,206.98
MGS-S Customer 7167	\$ 4,775.10	\$ 4,912.18	2.87%	\$ 13,024.94	\$ 13,162.02	1.05%	\$ 2,135.93	\$ 2,228.04
MGS-S Customer 7168	\$ 6,072.99	\$ 6,188.84	1.91%	\$ 22,299.34	\$ 22,415.19	0.52%	\$ 2,387.65	\$ 2,480.82
MGS-S Customer 7169	\$ 2,706.34	\$ 2,834.29	4.73%	\$ 6,047.41	\$ 6,175.36	2.12%	\$ 1,481.52	\$ 1,537.01
MGS-S Customer 7170	\$ 28,117.52	\$ 28,358.00	0.86%	\$ 125,707.83	\$ 125,948.31	0.19%	\$ 9,448.77	\$ 9,738.08
MGS-S Customer 7171	\$ 6,914.62	\$ 7,061.79	2.13%	\$ 20,631.86	\$ 20,779.03	0.71%	\$ 2,840.46	\$ 2,931.53
MGS-S Customer 7172	\$ 6,119.02	\$ 6,262.84	2.35%	\$ 15,488.64	\$ 15,632.46	0.93%	\$ 2,601.83	\$ 2,684.39
MGS-S Customer 7173	\$ 4,246.97	\$ 4,355.83	2.56%	\$ 7,508.06	\$ 7,616.92	1.45%	\$ 1,879.72	\$ 1,929.62
MGS-S Customer 7174	\$ 6,003.38	\$ 6,146.10	2.38%	\$ 17,287.95	\$ 17,430.67	0.83%	\$ 2,534.09	\$ 2,634.58
MGS-S Customer 7175	\$ 16,518.60	\$ 16,714.58	1.19%	\$ 41,656.61	\$ 41,852.59	0.47%	\$ 6,017.12	\$ 6,244.00
MGS-S Customer 7176	\$ 3,673.82	\$ 3,806.07	3.60%	\$ 9,464.70	\$ 9,596.95	1.40%	\$ 1,788.41	\$ 1,858.55
MGS-S Customer 7177	\$ 20,193.02	\$ 20,400.49	1.03%	\$ 65,964.76	\$ 66,172.23	0.31%	\$ 7,114.78	\$ 7,341.58
MGS-S Customer 7178	\$ 6,611.40	\$ 6,757.01	2.20%	\$ 19,273.53	\$ 19,419.14	0.76%	\$ 2,735.81	\$ 2,835.68
MGS-S Customer 7179	\$ 4,682.89	\$ 4,819.28	2.91%	\$ 14,209.62	\$ 14,346.01	0.96%	\$ 2,090.42	\$ 2,188.23
MGS-S Customer 7180	\$ 4,618.51	\$ 4,728.03	2.37%	\$ 15,081.86	\$ 15,191.38	0.73%	\$ 1,937.41	\$ 2,013.14
MGS-S Customer 7181	\$ 1,640.90	\$ 1,737.06	5.86%	\$ 4,486.64	\$ 4,582.80	2.14%	\$ 987.15	\$ 1,025.82
MGS-S Customer 7182	\$ 5,285.06	\$ 5,424.50	2.64%	\$ 16,212.21	\$ 16,351.65	0.86%	\$ 2,298.22	\$ 2,384.86
MGS-S Customer 7183	\$ 2,038.78	\$ 2,163.22	6.10%	\$ 5,041.63	\$ 5,166.07	2.47%	\$ 1,242.43	\$ 1,310.47
MGS-S Customer 7184	\$ 6,016.78	\$ 6,159.14	2.37%	\$ 21,349.71	\$ 21,492.07	0.67%	\$ 2,509.25	\$ 2,610.80
MGS-S Customer 7185	\$ 1,889.27	\$ 2,013.18	6.56%	\$ 4,950.85	\$ 5,074.76	2.50%	\$ 1,199.75	\$ 1,255.52
MGS-S Customer 7186	\$ 2,282.24	\$ 2,381.02	4.33%	\$ 8,283.48	\$ 8,382.26	1.19%	\$ 1,176.69	\$ 1,228.97
MGS-S Customer 7187	\$ 50,073.32	\$ 51,019.08	1.89%	\$ 72,903.20	\$ 73,848.96	1.30%	\$ 21,718.70	\$ 21,764.35
MGS-S Customer 7188	\$ 5,648.73	\$ 5,789.77	2.50%	\$ 17,354.81	\$ 17,495.85	0.81%	\$ 2,413.17	\$ 2,507.12
MGS-S Customer 7189	\$ 4,819.47	\$ 4,956.17	2.84%	\$ 16,518.58	\$ 16,655.28	0.83%	\$ 2,115.83	\$ 2,222.07
MGS-S Customer 7190	\$ 27,886.26	\$ 28,264.01	1.35%	\$ 33,343.49	\$ 33,721.24	1.13%	\$ 10,912.13	\$ 11,166.73
MGS-S Customer 7191	\$ 6,756.75	\$ 6,902.64	2.16%	\$ 23,597.27	\$ 23,743.16	0.62%	\$ 2,755.61	\$ 2,856.83
MGS-S Customer 7192	\$ 2,636.09	\$ 2,736.59	3.81%	\$ 7,166.87	\$ 7,267.37	1.40%	\$ 1,301.66	\$ 1,364.43
MGS-S Customer 7193	\$ 4,074.80	\$ 4,181.79	2.63%	\$ 11,800.05	\$ 11,907.04	0.91%	\$ 1,763.55	\$ 1,845.11
MGS-S Customer 7194	\$ 16,210.04	\$ 16,398.31	1.16%	\$ 58,181.37	\$ 58,369.64	0.32%	\$ 5,767.80	\$ 5,984.11
MGS-S Customer 7195	\$ 21,738.29	\$ 21,952.11	0.98%	\$ 62,781.80	\$ 62,995.62	0.34%	\$ 7,604.51	\$ 7,933.28
MGS-S Customer 7196	\$ 3,635.33	\$ 3,741.12	2.91%	\$ 6,647.21	\$ 6,753.00	1.59%	\$ 1,666.54	\$ 1,719.89
MGS-S Customer 7197	\$ 15,962.07	\$ 16,150.29	1.18%	\$ 43,952.10	\$ 44,140.32	0.43%	\$ 5,770.39	\$ 5,999.88

Internal Use

Customer	Delivery 1/24 Prices	Delivery 8/24 Prices	Delivery % Difference	Bundled 1/24 Prices	Bundled 8/24 Prices	Bundled % Difference	Distribution 8/24 Prices	Distribution 1/25 Prices
MGS-S Customer 7198	\$ 6,965.51	\$ 7,112.52	2.11%	\$ 20,967.04	\$ 21,114.05	0.70%	\$ 2,839.14	\$ 2,951.85
MGS-S Customer 7199	\$ 5,741.35	\$ 5,856.00	2.00%	\$ 17,716.98	\$ 17,831.63	0.65%	\$ 2,303.23	\$ 2,395.67
MGS-S Customer 7200	\$ 6,708.23	\$ 6,827.66	1.78%	\$ 13,481.78	\$ 13,601.21	0.89%	\$ 2,651.05	\$ 2,774.76
MGS-S Customer 7201	\$ 3,957.11	\$ 4,064.05	2.70%	\$ 11,164.98	\$ 11,271.92	0.96%	\$ 1,747.62	\$ 1,802.08
MGS-S Customer 7202	\$ 15,619.29	\$ 15,804.90	1.19%	\$ 59,510.25	\$ 59,695.86	0.31%	\$ 5,570.30	\$ 5,759.72
MGS-S Customer 7203	\$ 10,207.39	\$ 10,370.08	1.59%	\$ 23,338.57	\$ 23,501.26	0.70%	\$ 3,947.33	\$ 4,089.26
MGS-S Customer 7204	\$ 7,312.39	\$ 7,435.55	1.68%	\$ 20,230.58	\$ 20,353.74	0.61%	\$ 2,877.12	\$ 2,924.40
MGS-S Customer 7205	\$ 6,270.44	\$ 6,414.06	2.29%	\$ 18,337.94	\$ 18,481.56	0.78%	\$ 2,605.73	\$ 2,725.97
MGS-S Customer 7206	\$ 12,188.95	\$ 12,359.88	1.40%	\$ 28,167.58	\$ 28,338.51	0.61%	\$ 4,556.94	\$ 4,772.64
MGS-S Customer 7207	\$ 6,883.60	\$ 7,031.73	2.15%	\$ 13,666.29	\$ 13,814.42	1.08%	\$ 2,896.97	\$ 2,964.85
MGS-S Customer 7208	\$ 14,932.45	\$ 15,148.33	1.45%	\$ 48,000.36	\$ 48,216.24	0.45%	\$ 5,641.49	\$ 5,810.29
MGS-S Customer 7209	\$ 45,845.49	\$ 46,166.77	0.70%	\$ 191,536.24	\$ 191,857.52	0.17%	\$ 15,153.93	\$ 15,578.45
MGS-S Customer 7210	\$ 17,083.28	\$ 17,273.73	1.11%	\$ 81,045.68	\$ 81,236.13	0.23%	\$ 5,918.45	\$ 6,130.54
MGS-S Customer 7211	\$ 737.48	\$ 829.46	12.47%	\$ 847.17	\$ 939.15	10.86%	\$ 694.56	\$ 731.27
MGS-S Customer 7212	\$ 7,571.07	\$ 7,721.12	1.98%	\$ 20,295.47	\$ 20,445.52	0.74%	\$ 3,053.97	\$ 3,172.22
MGS-S Customer 7213	\$ 5,108.57	\$ 5,247.19	2.71%	\$ 13,436.11	\$ 13,574.73	1.03%	\$ 2,246.04	\$ 2,344.59
MGS-S Customer 7214	\$ 4,507.67	\$ 4,643.25	3.01%	\$ 15,681.63	\$ 15,817.21	0.86%	\$ 2,028.17	\$ 2,112.95
MGS-S Customer 7215	\$ 13,322.98	\$ 13,499.37	1.32%	\$ 39,950.98	\$ 40,127.37	0.44%	\$ 4,914.74	\$ 5,079.85
MGS-S Customer 7216	\$ 14,695.56	\$ 14,879.26	1.25%	\$ 40,596.85	\$ 40,780.55	0.45%	\$ 5,414.58	\$ 5,556.21
MGS-S Customer 7217	\$ 994.18	\$ 1,114.02	12.05%	\$ 1,650.74	\$ 1,770.58	7.26%	\$ 911.93	\$ 960.36
MGS-S Customer 7218	\$ 8,811.45	\$ 8,967.32	1.77%	\$ 26,179.53	\$ 26,335.40	0.60%	\$ 3,457.24	\$ 3,568.18
MGS-S Customer 7219	\$ 6,848.49	\$ 6,995.09	2.14%	\$ 21,261.02	\$ 21,407.62	0.69%	\$ 2,805.20	\$ 2,905.69
MGS-S Customer 7220	\$ 3,377.32	\$ 3,481.54	3.09%	\$ 8,888.26	\$ 8,992.48	1.17%	\$ 1,558.07	\$ 1,613.01
MGS-S Customer 7221	\$ 3,960.72	\$ 4,094.46	3.38%	\$ 9,371.79	\$ 9,505.53	1.43%	\$ 1,891.84	\$ 1,960.47
MGS-S Customer 7222	\$ 3,314.02	\$ 3,418.09	3.14%	\$ 9,819.16	\$ 9,923.23	1.06%	\$ 1,540.77	\$ 1,580.78
MGS-S Customer 7223	\$ 7,684.90	\$ 7,866.08	2.36%	\$ 21,076.60	\$ 21,257.78	0.86%	\$ 3,273.07	\$ 3,424.09
MGS-S Customer 7224	\$ 6,910.91	\$ 7,058.86	2.14%	\$ 15,905.75	\$ 16,053.70	0.93%	\$ 2,886.79	\$ 2,959.76
MGS-S Customer 7225	\$ 18,396.30	\$ 18,594.92	1.08%	\$ 53,205.58	\$ 53,404.20	0.37%	\$ 6,522.66	\$ 6,808.45
MGS-S Customer 7226	\$ 7,731.13	\$ 7,855.65	1.61%	\$ 24,198.81	\$ 24,323.33	0.51%	\$ 2,981.52	\$ 3,048.92
MGS-S Customer 7227	\$ 33,630.02	\$ 33,936.31	0.91%	\$ 79,015.55	\$ 79,321.84	0.39%	\$ 11,944.87	\$ 12,248.02
MGS-S Customer 7228	\$ 5,183.72	\$ 5,322.74	2.68%	\$ 14,661.78	\$ 14,800.80	0.95%	\$ 2,270.83	\$ 2,360.63
MGS-S Customer 7229	\$ 41,354.94	\$ 41,655.51	0.73%	\$ 141,335.65	\$ 141,636.22	0.21%	\$ 13,785.55	\$ 14,380.61
MGS-S Customer 7230	\$ 4,879.10	\$ 5,016.27	2.81%	\$ 22,195.76	\$ 22,332.93	0.62%	\$ 2,129.51	\$ 2,193.97
MGS-S Customer 7231	\$ 5,221.38	\$ 5,333.64	2.15%	\$ 16,628.09	\$ 16,740.35	0.68%	\$ 2,132.48	\$ 2,217.71
MGS-S Customer 7232	\$ 9,873.90	\$ 10,033.85	1.62%	\$ 34,393.51	\$ 34,553.46	0.47%	\$ 3,754.11	\$ 3,892.06
MGS-S Customer 7233	\$ 69,034.62	\$ 69,453.55	0.61%	\$ 324,253.95	\$ 324,672.88	0.13%	\$ 22,140.62	\$ 22,928.21
MGS-S Customer 7234	\$ 3,633.12	\$ 3,765.13	3.63%	\$ 9,226.33	\$ 9,358.34	1.43%	\$ 1,773.34	\$ 1,846.47
MGS-S Customer 7235	\$ 3,058.96	\$ 3,188.20	4.22%	\$ 7,643.68	\$ 7,772.92	1.69%	\$ 1,580.27	\$ 1,654.65
MGS-S Customer 7236	\$ 8,382.28	\$ 8,535.86	1.83%	\$ 25,365.52	\$ 25,519.10	0.61%	\$ 3,302.25	\$ 3,424.40
MGS-S Customer 7237	\$ 7,535.96	\$ 7,686.27	1.99%	\$ 17,295.91	\$ 17,446.22	0.87%	\$ 3,068.67	\$ 3,179.39

Internal Use

Customer	Delivery 1/24 Prices	Delivery 8/24 Prices	Delivery % Difference	Bundled 1/24 Prices	Bundled 8/24 Prices	Bundled % Difference	Distribution 8/24 Prices	Distribution 1/25 Prices
MGS-S Customer 7238	\$ 4,637.28	\$ 4,747.26	2.37%	\$ 10,339.95	\$ 10,449.93	1.06%	\$ 1,972.39	\$ 2,054.79
MGS-S Customer 7239	\$ 4,427.48	\$ 4,564.01	3.08%	\$ 7,562.76	\$ 7,699.29	1.81%	\$ 2,080.68	\$ 2,135.58
MGS-S Customer 7240	\$ 18,970.82	\$ 19,172.73	1.06%	\$ 56,961.20	\$ 57,163.11	0.35%	\$ 6,733.18	\$ 6,976.02
MGS-S Customer 7241	\$ 6,816.58	\$ 6,963.03	2.15%	\$ 21,515.46	\$ 21,661.91	0.68%	\$ 2,793.67	\$ 2,892.16
MGS-S Customer 7242	\$ 11,308.36	\$ 11,477.27	1.49%	\$ 31,299.93	\$ 31,468.84	0.54%	\$ 4,280.50	\$ 4,437.51
MGS-S Customer 7243	\$ 3,830.41	\$ 3,936.74	2.78%	\$ 10,450.39	\$ 10,556.72	1.02%	\$ 1,705.95	\$ 1,762.79
MGS-S Customer 7244	\$ 7,100.94	\$ 7,248.43	2.08%	\$ 23,650.89	\$ 23,798.38	0.62%	\$ 2,870.84	\$ 2,980.05
MGS-S Customer 7245	\$ 2,872.19	\$ 3,000.62	4.47%	\$ 7,678.46	\$ 7,806.89	1.67%	\$ 1,519.89	\$ 1,586.61
MGS-S Customer 7246	\$ 13,159.24	\$ 13,333.64	1.33%	\$ 45,052.51	\$ 45,226.91	0.39%	\$ 4,792.39	\$ 4,993.54
MGS-S Customer 7247	\$ 3,261.15	\$ 3,390.80	3.98%	\$ 10,144.62	\$ 10,274.27	1.28%	\$ 1,618.24	\$ 1,712.92
MGS-S Customer 7248	\$ 4,040.02	\$ 4,173.75	3.31%	\$ 11,803.55	\$ 11,937.28	1.13%	\$ 1,895.64	\$ 1,973.28
MGS-S Customer 7249	\$ 7,530.83	\$ 7,680.33	1.99%	\$ 17,961.50	\$ 18,111.00	0.83%	\$ 3,030.72	\$ 3,181.52
MGS-S Customer 7250	\$ 4,170.08	\$ 4,304.49	3.22%	\$ 9,550.18	\$ 9,684.59	1.41%	\$ 1,948.31	\$ 2,037.85
MGS-S Customer 7251	\$ 6,434.44	\$ 6,578.69	2.24%	\$ 23,744.24	\$ 23,888.49	0.61%	\$ 2,641.07	\$ 2,741.49
MGS-S Customer 7252	\$ 3,369.59	\$ 3,473.57	3.09%	\$ 10,132.40	\$ 10,236.38	1.03%	\$ 1,542.89	\$ 1,602.47
MGS-S Customer 7253	\$ 6,017.20	\$ 6,160.21	2.38%	\$ 15,952.65	\$ 16,095.66	0.90%	\$ 2,551.83	\$ 2,647.99
MGS-S Customer 7254	\$ 3,104.03	\$ 3,233.34	4.17%	\$ 7,825.86	\$ 7,955.17	1.65%	\$ 1,589.03	\$ 1,670.94
MGS-S Customer 7255	\$ 9,265.99	\$ 9,397.44	1.42%	\$ 27,155.11	\$ 27,286.56	0.48%	\$ 3,479.56	\$ 3,578.21
MGS-S Customer 7256	\$ 16,244.28	\$ 16,432.31	1.16%	\$ 64,399.56	\$ 64,587.59	0.29%	\$ 5,745.68	\$ 5,949.52
MGS-S Customer 7257	\$ 3,737.38	\$ 3,843.09	2.83%	\$ 10,446.60	\$ 10,552.31	1.01%	\$ 1,666.52	\$ 1,731.68
MGS-S Customer 7258	\$ 4,716.05	\$ 4,852.80	2.90%	\$ 14,193.42	\$ 14,330.17	0.96%	\$ 2,110.72	\$ 2,197.76
MGS-S Customer 7259	\$ 3,740.23	\$ 3,872.21	3.53%	\$ 12,168.32	\$ 12,300.30	1.08%	\$ 1,777.88	\$ 1,867.03
MGS-S Customer 7260	\$ 49,949.99	\$ 50,290.92	0.68%	\$ 187,395.47	\$ 187,736.40	0.18%	\$ 16,567.24	\$ 17,080.19
MGS-S Customer 7261	\$ 2,861.71	\$ 2,990.30	4.49%	\$ 7,501.27	\$ 7,629.86	1.71%	\$ 1,525.96	\$ 1,581.81
MGS-S Customer 7262	\$ 3,146.62	\$ 3,250.32	3.30%	\$ 6,693.36	\$ 6,797.06	1.55%	\$ 1,510.60	\$ 1,541.71
MGS-S Customer 7263	\$ 1,585.52	\$ 1,707.80	7.71%	\$ 5,158.20	\$ 5,280.48	2.37%	\$ 1,087.48	\$ 1,147.40
MGS-S Customer 7264	\$ 13,044.56	\$ 13,220.36	1.35%	\$ 29,505.38	\$ 29,681.18	0.60%	\$ 4,880.02	\$ 5,057.98
MGS-S Customer 7265	\$ 2,143.83	\$ 2,268.08	5.80%	\$ 14,735.69	\$ 14,859.94	0.84%	\$ 1,222.23	\$ 1,275.95
MGS-S Customer 7266	\$ 8,141.23	\$ 8,293.45	1.87%	\$ 27,484.93	\$ 27,637.15	0.55%	\$ 3,205.33	\$ 3,323.10
MGS-S Customer 7267	\$ 6,074.77	\$ 6,217.71	2.35%	\$ 15,878.59	\$ 16,021.53	0.90%	\$ 2,556.91	\$ 2,673.26
MGS-S Customer 7268	\$ 6,399.08	\$ 6,543.73	2.26%	\$ 19,781.07	\$ 19,925.72	0.73%	\$ 2,664.30	\$ 2,754.91
MGS-S Customer 7269	\$ 15,057.21	\$ 15,241.26	1.22%	\$ 51,146.25	\$ 51,330.30	0.36%	\$ 5,450.10	\$ 5,614.50
MGS-S Customer 7270	\$ 4,127.35	\$ 4,262.42	3.27%	\$ 5,922.77	\$ 6,057.84	2.28%	\$ 1,981.32	\$ 2,042.21
MGS-S Customer 7271	\$ 13,107.81	\$ 13,281.84	1.33%	\$ 42,487.28	\$ 42,661.31	0.41%	\$ 4,776.21	\$ 4,997.92
MGS-S Customer 7272	\$ 12,602.67	\$ 12,776.63	1.38%	\$ 30,683.75	\$ 30,857.71	0.57%	\$ 4,737.98	\$ 4,886.90
MGS-S Customer 7273	\$ 2,617.55	\$ 2,744.91	4.87%	\$ 6,740.18	\$ 6,867.54	1.89%	\$ 1,442.11	\$ 1,501.51
MGS-S Customer 7274	\$ 18,830.71	\$ 19,029.78	1.06%	\$ 77,370.27	\$ 77,569.34	0.26%	\$ 6,536.46	\$ 6,782.65
MGS-S Customer 7275	\$ 7,265.83	\$ 7,415.31	2.06%	\$ 9,004.47	\$ 9,153.95	1.66%	\$ 3,018.41	\$ 3,146.10
MGS-S Customer 7276	\$ 3,691.50	\$ 3,796.83	2.85%	\$ 11,525.65	\$ 11,630.98	0.91%	\$ 1,640.97	\$ 1,708.25
MGS-S Customer 7277	\$ 12,529.80	\$ 12,702.30	1.38%	\$ 41,584.77	\$ 41,757.27	0.41%	\$ 4,635.48	\$ 4,783.80

Internal Use

Customer	Delivery 1/24 Prices	Delivery 8/24 Prices	Delivery % Difference	Bundled 1/24 Prices	Bundled 8/24 Prices	Bundled % Difference	Distribution 8/24 Prices	Distribution 1/25 Prices
MGS-S Customer 7278	\$ 5,846.59	\$ 5,962.18	1.98%	\$ 13,190.89	\$ 13,306.48	0.88%	\$ 2,370.41	\$ 2,465.56
MGS-S Customer 7279	\$ 40,319.84	\$ 40,617.69	0.74%	\$ 150,047.24	\$ 150,345.09	0.20%	\$ 13,507.82	\$ 13,911.00
MGS-S Customer 7280	\$ 6,836.44	\$ 6,984.86	2.17%	\$ 9,130.85	\$ 9,279.27	1.63%	\$ 2,915.28	\$ 2,979.45
MGS-S Customer 7281	\$ 11,669.25	\$ 11,836.41	1.43%	\$ 49,768.87	\$ 49,936.03	0.34%	\$ 4,266.63	\$ 4,422.87
MGS-S Customer 7282	\$ 45,490.69	\$ 45,814.51	0.71%	\$ 143,300.39	\$ 143,624.21	0.23%	\$ 15,345.85	\$ 15,800.86
MGS-S Customer 7283	\$ 24,427.13	\$ 24,653.05	0.92%	\$ 91,806.13	\$ 92,032.05	0.25%	\$ 8,413.13	\$ 8,662.81
MGS-S Customer 7284	\$ 11,278.96	\$ 11,447.24	1.49%	\$ 30,703.78	\$ 30,872.06	0.55%	\$ 4,314.77	\$ 4,405.49
MGS-S Customer 7285	\$ 5,411.99	\$ 5,552.43	2.59%	\$ 10,476.16	\$ 10,616.60	1.34%	\$ 2,373.95	\$ 2,473.11
MGS-S Customer 7286	\$ 5,112.24	\$ 5,250.70	2.71%	\$ 14,596.12	\$ 14,734.58	0.95%	\$ 2,236.68	\$ 2,338.36
MGS-S Customer 7287	\$ 32,149.13	\$ 32,408.30	0.81%	\$ 122,083.78	\$ 122,342.95	0.21%	\$ 10,808.74	\$ 11,216.93
MGS-S Customer 7288	\$ 2,972.97	\$ 3,075.08	3.43%	\$ 8,786.71	\$ 8,888.82	1.16%	\$ 1,412.30	\$ 1,471.47
MGS-S Customer 7289	\$ 4,850.48	\$ 4,961.24	2.28%	\$ 12,241.74	\$ 12,352.50	0.90%	\$ 2,029.87	\$ 2,118.07
MGS-S Customer 7290	\$ 6,463.99	\$ 6,582.38	1.83%	\$ 17,538.42	\$ 17,656.81	0.68%	\$ 2,563.18	\$ 2,652.03
MGS-S Customer 7291	\$ 2,539.27	\$ 2,665.97	4.99%	\$ 5,661.98	\$ 5,788.68	2.24%	\$ 1,405.30	\$ 1,486.03
MGS-S Customer 7292	\$ 24,096.76	\$ 24,320.23	0.93%	\$ 81,027.49	\$ 81,250.96	0.28%	\$ 8,289.75	\$ 8,644.91
MGS-S Customer 7293	\$ 2,498.00	\$ 2,624.61	5.07%	\$ 6,401.93	\$ 6,528.54	1.98%	\$ 1,394.35	\$ 1,463.73
MGS-S Customer 7294	\$ 8,131.01	\$ 8,282.51	1.86%	\$ 32,860.75	\$ 33,012.25	0.46%	\$ 3,158.16	\$ 3,282.94
MGS-S Customer 7295	\$ 3,772.51	\$ 3,878.19	2.80%	\$ 9,581.90	\$ 9,687.58	1.10%	\$ 1,672.07	\$ 1,753.81
MGS-S Customer 7296	\$ 8,030.19	\$ 8,182.19	1.89%	\$ 25,512.53	\$ 25,664.53	0.60%	\$ 3,186.01	\$ 3,296.09
MGS-S Customer 7297	\$ 6,736.97	\$ 6,882.81	2.16%	\$ 19,342.54	\$ 19,488.38	0.75%	\$ 2,761.92	\$ 2,884.57
MGS-S Customer 7298	\$ 9,185.38	\$ 9,315.78	1.42%	\$ 28,588.49	\$ 28,718.89	0.46%	\$ 3,419.03	\$ 3,545.54
MGS-S Customer 7299	\$ 3,556.11	\$ 3,661.02	2.95%	\$ 9,606.37	\$ 9,711.28	1.09%	\$ 1,609.74	\$ 1,673.04
MGS-S Customer 7300	\$ 3,554.82	\$ 3,659.68	2.95%	\$ 9,408.55	\$ 9,513.41	1.11%	\$ 1,608.09	\$ 1,674.69
MGS-S Customer 7301	\$ 14,309.75	\$ 14,462.77	1.07%	\$ 54,000.38	\$ 54,153.40	0.28%	\$ 5,019.20	\$ 5,189.57
MGS-S Customer 7302	\$ 5,657.92	\$ 5,772.89	2.03%	\$ 13,001.99	\$ 13,116.96	0.88%	\$ 2,318.83	\$ 2,396.27
MGS-S Customer 7303	\$ 19,681.92	\$ 19,884.69	1.03%	\$ 84,346.01	\$ 84,548.78	0.24%	\$ 6,792.22	\$ 7,033.65
MGS-S Customer 7304	\$ 5,645.74	\$ 5,786.89	2.50%	\$ 17,515.45	\$ 17,656.60	0.81%	\$ 2,417.25	\$ 2,503.19
MGS-S Customer 7305	\$ 9,504.04	\$ 9,662.63	1.67%	\$ 29,568.40	\$ 29,726.99	0.54%	\$ 3,658.66	\$ 3,794.88
MGS-S Customer 7306	\$ 18,168.87	\$ 18,448.24	1.54%	\$ 44,632.34	\$ 44,911.71	0.63%	\$ 7,121.19	\$ 7,296.85
MGS-S Customer 7307	\$ 10,629.45	\$ 10,766.10	1.29%	\$ 36,784.75	\$ 36,921.40	0.37%	\$ 3,861.67	\$ 4,001.77
MGS-S Customer 7308	\$ 4,819.73	\$ 4,957.18	2.85%	\$ 12,741.06	\$ 12,878.51	1.08%	\$ 2,158.89	\$ 2,244.43
MGS-S Customer 7309	\$ 5,381.21	\$ 5,493.86	2.09%	\$ 20,550.05	\$ 20,662.70	0.55%	\$ 2,161.06	\$ 2,246.61
MGS-S Customer 7310	\$ 3,299.65	\$ 3,429.91	3.95%	\$ 9,989.56	\$ 10,119.82	1.30%	\$ 1,650.28	\$ 1,722.88
MGS-S Customer 7311	\$ 8,439.31	\$ 8,566.12	1.50%	\$ 29,006.77	\$ 29,133.58	0.44%	\$ 3,162.16	\$ 3,275.58
MGS-S Customer 7312	\$ 8,920.36	\$ 9,076.07	1.75%	\$ 23,372.43	\$ 23,528.14	0.67%	\$ 3,471.39	\$ 3,638.81
MGS-S Customer 7313	\$ 13,389.96	\$ 13,565.59	1.31%	\$ 51,115.25	\$ 51,290.88	0.34%	\$ 4,860.86	\$ 5,024.13
MGS-S Customer 7314	\$ 3,354.00	\$ 3,484.68	3.90%	\$ 8,851.11	\$ 8,981.79	1.48%	\$ 1,679.32	\$ 1,749.70
MGS-S Customer 7315	\$ 9,632.40	\$ 9,764.95	1.38%	\$ 26,726.24	\$ 26,858.79	0.50%	\$ 3,577.37	\$ 3,720.62
MGS-S Customer 7316	\$ 25,513.92	\$ 25,741.89	0.89%	\$ 117,354.48	\$ 117,582.45	0.19%	\$ 8,579.01	\$ 8,877.26
MGS-S Customer 7317	\$ 6,553.71	\$ 6,698.97	2.22%	\$ 21,252.13	\$ 21,397.39	0.68%	\$ 2,707.29	\$ 2,799.62

Internal Use

Customer	Delivery 1/24 Prices	Delivery 8/24 Prices	Delivery % Difference	Bundled 1/24 Prices	Bundled 8/24 Prices	Bundled % Difference	Distribution 8/24 Prices	Distribution 1/25 Prices
MGS-S Customer 7318	\$ 35,759.03	\$ 36,379.41	1.73%	\$ 79,819.10	\$ 80,439.48	0.78%	\$ 14,956.39	\$ 14,925.02
MGS-S Customer 7319	\$ 10,911.13	\$ 11,076.35	1.51%	\$ 12,625.09	\$ 12,790.31	1.31%	\$ 4,178.70	\$ 4,440.07
MGS-S Customer 7320	\$ 4,803.00	\$ 4,913.41	2.30%	\$ 16,041.97	\$ 16,152.38	0.69%	\$ 1,998.20	\$ 2,071.04
MGS-S Customer 7321	\$ 3,512.84	\$ 3,617.48	2.98%	\$ 10,057.63	\$ 10,162.27	1.04%	\$ 1,591.34	\$ 1,654.49
MGS-S Customer 7322	\$ 6,452.55	\$ 6,596.79	2.24%	\$ 24,589.16	\$ 24,733.40	0.59%	\$ 2,640.65	\$ 2,742.16
MGS-S Customer 7323	\$ 14,979.76	\$ 15,162.47	1.22%	\$ 54,414.44	\$ 54,597.15	0.34%	\$ 5,372.28	\$ 5,571.45
MGS-S Customer 7324	\$ 3,802.29	\$ 3,935.03	3.49%	\$ 10,267.90	\$ 10,400.64	1.29%	\$ 1,824.60	\$ 1,899.35
MGS-S Customer 7325	\$ 5,839.77	\$ 5,983.04	2.45%	\$ 5,839.77	\$ 5,983.04	2.45%	\$ 2,566.73	\$ 2,655.06
MGS-S Customer 7326	\$ 9,226.51	\$ 9,384.55	1.71%	\$ 26,425.48	\$ 26,583.52	0.60%	\$ 3,606.42	\$ 3,712.32
MGS-S Customer 7327	\$ 6,635.88	\$ 6,781.78	2.20%	\$ 16,302.24	\$ 16,448.14	0.89%	\$ 2,759.27	\$ 2,867.10
MGS-S Customer 7328	\$ 1,685.59	\$ 1,808.41	7.29%	\$ 4,474.88	\$ 4,597.70	2.74%	\$ 1,125.78	\$ 1,188.21
MGS-S Customer 7329	\$ 4,344.73	\$ 4,478.94	3.09%	\$ 15,615.70	\$ 15,749.91	0.86%	\$ 1,946.34	\$ 2,062.50
MGS-S Customer 7330	\$ 4,786.12	\$ 4,897.01	2.32%	\$ 8,372.29	\$ 8,483.18	1.32%	\$ 2,037.19	\$ 2,121.93
MGS-S Customer 7331	\$ 4,289.71	\$ 4,425.05	3.15%	\$ 8,100.06	\$ 8,235.40	1.67%	\$ 2,008.49	\$ 2,088.39
MGS-S Customer 7332	\$ 21,299.68	\$ 21,510.44	0.99%	\$ 65,670.55	\$ 65,881.31	0.32%	\$ 7,404.79	\$ 7,764.13
MGS-S Customer 7333	\$ 816.84	\$ 907.92	11.15%	\$ 14,457.87	\$ 14,548.95	0.63%	\$ 629.64	\$ 662.11
MGS-S Customer 7334	\$ 13,237.07	\$ 13,412.06	1.32%	\$ 45,061.79	\$ 45,236.78	0.39%	\$ 4,828.95	\$ 5,018.53
MGS-S Customer 7335	\$ 7,252.49	\$ 7,402.62	2.07%	\$ 10,308.47	\$ 10,458.60	1.46%	\$ 3,041.88	\$ 3,121.84
MGS-S Customer 7336	\$ 33,299.50	\$ 33,679.17	1.14%	\$ 94,796.21	\$ 95,175.88	0.40%	\$ 12,296.36	\$ 12,502.45
MGS-S Customer 7337	\$ 12,173.19	\$ 12,361.43	1.55%	\$ 30,969.56	\$ 31,157.80	0.61%	\$ 4,740.17	\$ 4,820.87
MGS-S Customer 7338	\$ 9,219.61	\$ 9,377.00	1.71%	\$ 26,778.62	\$ 26,936.01	0.59%	\$ 3,575.76	\$ 3,714.46
MGS-S Customer 7339	\$ 4,513.29	\$ 4,622.47	2.42%	\$ 13,693.58	\$ 13,802.76	0.80%	\$ 1,912.42	\$ 1,985.04
MGS-S Customer 7340	\$ 19,068.67	\$ 19,270.58	1.06%	\$ 49,746.18	\$ 49,948.09	0.41%	\$ 6,764.32	\$ 7,076.77
MGS-S Customer 7341	\$ 9,084.76	\$ 9,240.81	1.72%	\$ 34,387.31	\$ 34,543.36	0.45%	\$ 3,479.05	\$ 3,611.50
MGS-S Customer 7342	\$ 9,798.02	\$ 9,958.13	1.63%	\$ 23,308.56	\$ 23,468.67	0.69%	\$ 3,780.20	\$ 3,950.69
MGS-S Customer 7343	\$ 2,882.49	\$ 2,984.93	3.55%	\$ 6,174.08	\$ 6,276.52	1.66%	\$ 1,421.92	\$ 1,451.55
MGS-S Customer 7344	\$ 4,970.12	\$ 5,081.50	2.24%	\$ 13,001.94	\$ 13,113.32	0.86%	\$ 2,071.15	\$ 2,153.87
MGS-S Customer 7345	\$ 3,636.71	\$ 3,741.82	2.89%	\$ 9,914.47	\$ 10,019.58	1.06%	\$ 1,628.12	\$ 1,701.59
MGS-S Customer 7346	\$ 15,283.96	\$ 15,468.58	1.21%	\$ 52,076.86	\$ 52,261.48	0.35%	\$ 5,502.39	\$ 5,694.10
MGS-S Customer 7347	\$ 13,186.09	\$ 13,361.72	1.33%	\$ 45,728.38	\$ 45,904.01	0.38%	\$ 4,848.42	\$ 4,984.13
MGS-S Customer 7348	\$ 15,464.72	\$ 15,650.50	1.20%	\$ 54,021.85	\$ 54,207.63	0.34%	\$ 5,571.68	\$ 5,739.09
MGS-S Customer 7349	\$ 3,167.33	\$ 3,270.89	3.27%	\$ 6,633.40	\$ 6,736.96	1.56%	\$ 1,507.27	\$ 1,552.52
MGS-S Customer 7350	\$ 3,892.78	\$ 3,999.00	2.73%	\$ 7,695.47	\$ 7,801.69	1.38%	\$ 1,716.40	\$ 1,812.95
MGS-S Customer 7351	\$ 5,893.30	\$ 6,035.28	2.41%	\$ 20,770.43	\$ 20,912.41	0.68%	\$ 2,477.60	\$ 2,568.98
MGS-S Customer 7352	\$ 7,888.18	\$ 8,012.33	1.57%	\$ 29,627.87	\$ 29,752.02	0.42%	\$ 2,971.22	\$ 3,073.67
MGS-S Customer 7353	\$ 4,163.23	\$ 4,297.79	3.23%	\$ 10,959.98	\$ 11,094.54	1.23%	\$ 1,950.30	\$ 2,021.48
MGS-S Customer 7354	\$ 4,303.12	\$ 4,410.55	2.50%	\$ 15,584.60	\$ 15,692.03	0.69%	\$ 1,802.55	\$ 1,903.31
MGS-S Customer 7355	\$ 15,138.92	\$ 15,323.77	1.22%	\$ 48,247.96	\$ 48,432.81	0.38%	\$ 5,503.59	\$ 5,662.84
MGS-S Customer 7356	\$ 7,009.50	\$ 7,157.18	2.11%	\$ 20,529.18	\$ 20,676.86	0.72%	\$ 2,875.50	\$ 2,965.65
MGS-S Customer 7357	\$ 6,038.84	\$ 6,156.85	1.95%	\$ 15,015.39	\$ 15,133.40	0.79%	\$ 2,497.27	\$ 2,500.97

Internal Use

Customer	Delivery 1/24 Prices	Delivery 8/24 Prices	Delivery % Difference	Bundled 1/24 Prices	Bundled 8/24 Prices	Bundled % Difference	Distribution 8/24 Prices	Distribution 1/25 Prices
MGS-S Customer 7358	\$ 3,278.64	\$ 3,382.33	3.16%	\$ 8,731.30	\$ 8,834.99	1.19%	\$ 1,522.16	\$ 1,579.75
MGS-S Customer 7359	\$ 6,102.79	\$ 6,219.43	1.91%	\$ 16,932.01	\$ 17,048.65	0.69%	\$ 2,440.38	\$ 2,528.21
MGS-S Customer 7360	\$ 3,632.44	\$ 3,764.60	3.64%	\$ 8,970.84	\$ 9,103.00	1.47%	\$ 1,780.27	\$ 1,846.56
MGS-S Customer 7361	\$ 4,468.24	\$ 4,604.24	3.04%	\$ 9,399.86	\$ 9,535.86	1.45%	\$ 2,057.59	\$ 2,143.76
MGS-S Customer 7362	\$ 4,039.54	\$ 4,146.77	2.65%	\$ 10,273.31	\$ 10,380.54	1.04%	\$ 1,773.37	\$ 1,840.26
MGS-S Customer 7363	\$ 3,697.35	\$ 3,803.86	2.88%	\$ 8,090.33	\$ 8,196.84	1.32%	\$ 1,702.96	\$ 1,724.83
MGS-S Customer 7364	\$ 5,708.40	\$ 5,850.23	2.48%	\$ 15,407.10	\$ 15,548.93	0.92%	\$ 2,461.02	\$ 2,538.47
MGS-S Customer 7365	\$ 15,560.86	\$ 15,746.22	1.19%	\$ 55,397.74	\$ 55,583.10	0.33%	\$ 5,562.19	\$ 5,772.70
MGS-S Customer 7366	\$ 6,594.53	\$ 6,712.49	1.79%	\$ 26,947.40	\$ 27,065.36	0.44%	\$ 2,536.56	\$ 2,633.37
MGS-S Customer 7367	\$ 7,110.33	\$ 7,258.56	2.08%	\$ 18,148.20	\$ 18,296.43	0.82%	\$ 2,919.15	\$ 3,020.66
MGS-S Customer 7368	\$ 10,394.21	\$ 10,556.38	1.56%	\$ 30,577.74	\$ 30,739.91	0.53%	\$ 3,930.02	\$ 4,113.04
MGS-S Customer 7369	\$ 15,057.86	\$ 15,240.95	1.22%	\$ 47,143.10	\$ 47,326.19	0.39%	\$ 5,417.75	\$ 5,659.85
MGS-S Customer 7370	\$ 53,639.55	\$ 53,995.31	0.66%	\$ 216,830.92	\$ 217,186.68	0.16%	\$ 17,625.84	\$ 18,189.09
MGS-S Customer 7371	\$ 10,475.07	\$ 10,642.00	1.59%	\$ 31,225.35	\$ 31,392.28	0.53%	\$ 4,002.44	\$ 4,157.42
MGS-S Customer 7372	\$ 5,238.06	\$ 5,350.16	2.14%	\$ 19,482.28	\$ 19,594.38	0.58%	\$ 2,120.78	\$ 2,202.69
MGS-S Customer 7373	\$ 3,070.70	\$ 3,200.68	4.23%	\$ 6,562.60	\$ 6,692.58	1.98%	\$ 1,617.41	\$ 1,659.48
MGS-S Customer 7374	\$ 8,853.94	\$ 8,983.44	1.46%	\$ 20,868.54	\$ 20,998.04	0.62%	\$ 3,356.28	\$ 3,482.84
MGS-S Customer 7375	\$ 8,250.18	\$ 8,403.16	1.85%	\$ 24,541.89	\$ 24,694.87	0.62%	\$ 3,260.71	\$ 3,383.62
MGS-S Customer 7376	\$ 5,594.57	\$ 5,735.78	2.52%	\$ 13,556.23	\$ 13,697.44	1.04%	\$ 2,423.83	\$ 2,514.02
MGS-S Customer 7377	\$ 13,749.24	\$ 13,925.40	1.28%	\$ 50,459.87	\$ 50,636.03	0.35%	\$ 4,933.20	\$ 5,172.38
MGS-S Customer 7378	\$ 35,349.70	\$ 35,623.95	0.78%	\$ 146,386.56	\$ 146,660.81	0.19%	\$ 11,827.65	\$ 12,162.27
MGS-S Customer 7379	\$ 6,287.96	\$ 6,431.33	2.28%	\$ 24,541.70	\$ 24,685.07	0.58%	\$ 2,580.43	\$ 2,684.84
MGS-S Customer 7380	\$ 5,468.36	\$ 5,582.15	2.08%	\$ 13,311.76	\$ 13,425.55	0.85%	\$ 2,241.30	\$ 2,329.22
MGS-S Customer 7381	\$ 3,764.90	\$ 3,870.45	2.80%	\$ 10,702.65	\$ 10,808.20	0.99%	\$ 1,662.01	\$ 1,743.03
MGS-S Customer 7382	\$ 3,602.09	\$ 3,734.03	3.66%	\$ 9,924.18	\$ 10,056.12	1.33%	\$ 1,763.93	\$ 1,828.75
MGS-S Customer 7383	\$ 3,214.47	\$ 3,318.92	3.25%	\$ 6,098.94	\$ 6,203.39	1.71%	\$ 1,553.98	\$ 1,565.78
MGS-S Customer 7384	\$ 3,395.59	\$ 3,526.55	3.86%	\$ 8,702.91	\$ 8,833.87	1.50%	\$ 1,697.26	\$ 1,764.89
MGS-S Customer 7385	\$ 3,145.29	\$ 3,248.66	3.29%	\$ 4,653.57	\$ 4,756.94	2.22%	\$ 1,501.50	\$ 1,562.03
MGS-S Customer 7386	\$ 4,497.19	\$ 4,633.04	3.02%	\$ 12,366.07	\$ 12,501.92	1.10%	\$ 2,047.07	\$ 2,132.95
MGS-S Customer 7387	\$ 52,558.85	\$ 53,016.82	0.87%	\$ 220,233.93	\$ 220,691.90	0.21%	\$ 18,069.15	\$ 18,446.95
MGS-S Customer 7388	\$ 2,459.19	\$ 2,558.71	4.05%	\$ 6,304.96	\$ 6,404.48	1.58%	\$ 1,237.67	\$ 1,309.94
MGS-S Customer 7389	\$ 2,592.33	\$ 2,719.33	4.90%	\$ 7,589.19	\$ 7,716.19	1.67%	\$ 1,420.43	\$ 1,488.43
MGS-S Customer 7390	\$ 6,583.88	\$ 6,763.06	2.72%	\$ 17,991.96	\$ 18,171.14	1.00%	\$ 2,986.31	\$ 3,048.11
MGS-S Customer 7391	\$ 3,398.22	\$ 3,528.83	3.84%	\$ 9,225.10	\$ 9,355.71	1.42%	\$ 1,680.38	\$ 1,766.01
MGS-S Customer 7392	\$ 5,212.87	\$ 5,351.88	2.67%	\$ 14,171.14	\$ 14,310.15	0.98%	\$ 2,274.83	\$ 2,377.13
MGS-S Customer 7393	\$ 2,901.89	\$ 3,030.11	4.42%	\$ 10,844.01	\$ 10,972.23	1.18%	\$ 1,506.43	\$ 1,575.15
MGS-S Customer 7394	\$ 3,486.62	\$ 3,618.03	3.77%	\$ 9,706.33	\$ 9,837.74	1.35%	\$ 1,726.55	\$ 1,788.86
MGS-S Customer 7395	\$ 4,942.15	\$ 5,079.56	2.78%	\$ 17,188.47	\$ 17,325.88	0.80%	\$ 2,161.52	\$ 2,258.84
MGS-S Customer 7396	\$ 4,209.05	\$ 4,343.72	3.20%	\$ 12,021.14	\$ 12,155.81	1.12%	\$ 1,958.31	\$ 2,030.39
MGS-S Customer 7397	\$ 4,349.18	\$ 4,484.79	3.12%	\$ 10,108.87	\$ 10,244.48	1.34%	\$ 2,023.32	\$ 2,093.03

Internal Use

Customer	Delivery 1/24 Prices	Delivery 8/24 Prices	Delivery % Difference	Bundled 1/24 Prices	Bundled 8/24 Prices	Bundled % Difference	Distribution 8/24 Prices	Distribution 1/25 Prices
MGS-S Customer 7398	\$ 6,841.21	\$ 6,987.44	2.14%	\$ 20,849.94	\$ 20,996.17	0.70%	\$ 2,788.90	\$ 2,910.61
MGS-S Customer 7399	\$ 6,418.26	\$ 6,562.94	2.25%	\$ 17,954.32	\$ 18,099.00	0.81%	\$ 2,672.75	\$ 2,777.73
MGS-S Customer 7400	\$ 9,780.58	\$ 9,912.96	1.35%	\$ 30,348.04	\$ 30,480.42	0.44%	\$ 3,579.12	\$ 3,754.36
MGS-S Customer 7401	\$ 5,997.56	\$ 6,141.23	2.40%	\$ 14,190.49	\$ 14,334.16	1.01%	\$ 2,583.02	\$ 2,646.44
MGS-S Customer 7402	\$ 6,877.04	\$ 7,023.32	2.13%	\$ 23,276.16	\$ 23,422.44	0.63%	\$ 2,789.19	\$ 2,904.80
MGS-S Customer 7403	\$ 6,878.20	\$ 7,024.87	2.13%	\$ 15,105.18	\$ 15,251.85	0.97%	\$ 2,828.09	\$ 2,968.38
MGS-S Customer 7404	\$ 18,005.44	\$ 18,202.12	1.09%	\$ 51,256.17	\$ 51,452.85	0.38%	\$ 6,391.14	\$ 6,685.76
MGS-S Customer 7405	\$ 1,634.80	\$ 1,730.12	5.83%	\$ 10,048.61	\$ 10,143.93	0.95%	\$ 934.81	\$ 987.26
MGS-S Customer 7406	\$ 4,190.49	\$ 4,325.02	3.21%	\$ 11,545.53	\$ 11,680.06	1.17%	\$ 1,951.21	\$ 2,028.25
MGS-S Customer 7407	\$ 3,393.34	\$ 3,498.45	3.10%	\$ 6,026.55	\$ 6,131.66	1.74%	\$ 1,606.38	\$ 1,632.78
MGS-S Customer 7408	\$ 4,398.24	\$ 4,508.16	2.50%	\$ 9,569.59	\$ 9,679.51	1.15%	\$ 1,941.07	\$ 1,962.42
MGS-S Customer 7409	\$ 3,836.47	\$ 3,943.62	2.79%	\$ 4,844.50	\$ 4,951.65	2.21%	\$ 1,757.27	\$ 1,802.01
MGS-S Customer 7410	\$ 4,272.55	\$ 4,380.87	2.54%	\$ 8,244.13	\$ 8,352.45	1.31%	\$ 1,857.21	\$ 1,940.73
MGS-S Customer 7411	\$ 8,873.82	\$ 9,029.19	1.75%	\$ 31,477.23	\$ 31,632.60	0.49%	\$ 3,429.30	\$ 3,556.21
MGS-S Customer 7412	\$ 7,490.86	\$ 7,640.05	1.99%	\$ 28,250.28	\$ 28,399.47	0.53%	\$ 2,984.49	\$ 3,083.31
MGS-S Customer 7413	\$ 8,596.94	\$ 8,724.73	1.49%	\$ 21,074.53	\$ 21,202.32	0.61%	\$ 3,246.85	\$ 3,395.06
MGS-S Customer 7414	\$ 5,466.46	\$ 5,579.68	2.07%	\$ 20,644.22	\$ 20,757.44	0.55%	\$ 2,196.63	\$ 2,274.46
MGS-S Customer 7415	\$ 58,986.60	\$ 59,365.44	0.64%	\$ 261,864.03	\$ 262,242.87	0.14%	\$ 19,224.50	\$ 19,756.94
MGS-S Customer 7416	\$ 5,634.31	\$ 5,748.39	2.02%	\$ 18,922.95	\$ 19,037.03	0.60%	\$ 2,261.12	\$ 2,348.04
MGS-S Customer 7417	\$ 2,172.58	\$ 2,297.70	5.76%	\$ 5,833.59	\$ 5,958.71	2.14%	\$ 1,287.56	\$ 1,351.31
MGS-S Customer 7418	\$ 12,470.87	\$ 12,644.04	1.39%	\$ 27,009.78	\$ 27,182.95	0.64%	\$ 4,695.78	\$ 4,872.17
MGS-S Customer 7419	\$ 8,964.53	\$ 9,120.07	1.74%	\$ 30,064.34	\$ 30,219.88	0.52%	\$ 3,452.39	\$ 3,603.57
MGS-S Customer 7420	\$ 2,761.85	\$ 2,863.53	3.68%	\$ 3,014.49	\$ 3,116.17	3.37%	\$ 1,381.05	\$ 1,436.85
MGS-S Customer 7421	\$ 2,949.62	\$ 3,052.31	3.48%	\$ 2,949.62	\$ 3,052.31	3.48%	\$ 1,449.73	\$ 1,503.32
MGS-S Customer 7422	\$ 6,218.49	\$ 6,337.10	1.91%	\$ 7,258.52	\$ 7,377.13	1.63%	\$ 2,567.72	\$ 2,632.73
MGS-S Customer 7423	\$ 3,033.74	\$ 3,162.39	4.24%	\$ 10,639.93	\$ 10,768.58	1.21%	\$ 1,542.97	\$ 1,626.48
MGS-S Customer 7424	\$ 4,105.83	\$ 4,213.84	2.63%	\$ 5,099.24	\$ 5,207.25	2.12%	\$ 1,829.72	\$ 1,901.40
MGS-S Customer 7425	\$ 5,440.03	\$ 5,553.47	2.09%	\$ 13,257.84	\$ 13,371.28	0.86%	\$ 2,222.20	\$ 2,322.17
MGS-S Customer 7426	\$ 7,197.83	\$ 7,345.62	2.05%	\$ 25,401.06	\$ 25,548.85	0.58%	\$ 2,891.96	\$ 3,002.18
MGS-S Customer 7427	\$ 13,839.37	\$ 14,023.86	1.33%	\$ 31,024.63	\$ 31,209.12	0.59%	\$ 5,151.47	\$ 5,376.90
MGS-S Customer 7428	\$ 4,370.94	\$ 4,479.87	2.49%	\$ 8,116.27	\$ 8,225.20	1.34%	\$ 1,897.37	\$ 1,975.25
MGS-S Customer 7429	\$ 21,105.92	\$ 21,318.24	1.01%	\$ 63,657.71	\$ 63,870.03	0.33%	\$ 7,383.60	\$ 7,716.70
MGS-S Customer 7430	\$ 4,586.43	\$ 4,722.69	2.97%	\$ 11,123.91	\$ 11,260.17	1.22%	\$ 2,080.14	\$ 2,175.36
MGS-S Customer 7431	\$ 7,666.63	\$ 7,816.83	1.96%	\$ 25,217.53	\$ 25,367.73	0.60%	\$ 3,060.28	\$ 3,169.19
MGS-S Customer 7432	\$ 5,895.28	\$ 6,037.40	2.41%	\$ 17,507.10	\$ 17,649.22	0.81%	\$ 2,492.88	\$ 2,595.13
MGS-S Customer 7433	\$ 5,303.89	\$ 5,416.66	2.13%	\$ 15,169.99	\$ 15,282.76	0.74%	\$ 2,169.88	\$ 2,257.83
MGS-S Customer 7434	\$ 4,278.56	\$ 4,413.86	3.16%	\$ 9,603.36	\$ 9,738.66	1.41%	\$ 2,001.54	\$ 2,071.70
MGS-S Customer 7435	\$ 5,333.98	\$ 5,473.62	2.62%	\$ 17,052.86	\$ 17,192.50	0.82%	\$ 2,311.00	\$ 2,395.84
MGS-S Customer 7436	\$ 4,876.71	\$ 5,014.49	2.83%	\$ 13,311.31	\$ 13,449.09	1.04%	\$ 2,179.46	\$ 2,259.35
MGS-S Customer 7437	\$ 3,956.78	\$ 4,089.81	3.36%	\$ 9,576.27	\$ 9,709.30	1.39%	\$ 1,859.34	\$ 1,965.79

Internal Use

Customer	Delivery 1/24 Prices	Delivery 8/24 Prices	Delivery % Difference	Bundled 1/24 Prices	Bundled 8/24 Prices	Bundled % Difference	Distribution 8/24 Prices	Distribution 1/25 Prices
MGS-S Customer 7438	\$ 7,676.05	\$ 7,799.26	1.61%	\$ 27,543.99	\$ 27,667.20	0.45%	\$ 2,907.78	\$ 3,014.16
MGS-S Customer 7439	\$ 2,835.41	\$ 2,963.78	4.53%	\$ 7,498.28	\$ 7,626.65	1.71%	\$ 1,513.39	\$ 1,573.42
MGS-S Customer 7440	\$ 32,297.72	\$ 32,558.97	0.81%	\$ 124,970.12	\$ 125,231.37	0.21%	\$ 10,912.22	\$ 11,229.48
MGS-S Customer 7441	\$ 7,398.58	\$ 7,561.79	2.21%	\$ 8,404.10	\$ 8,567.31	1.94%	\$ 3,151.83	\$ 3,287.50
MGS-S Customer 7442	\$ 2,812.06	\$ 2,939.97	4.55%	\$ 7,825.95	\$ 7,953.86	1.63%	\$ 1,489.21	\$ 1,566.57
MGS-S Customer 7443	\$ 15,738.99	\$ 15,923.80	1.17%	\$ 77,107.72	\$ 77,292.53	0.24%	\$ 5,503.63	\$ 5,673.50
MGS-S Customer 7444	\$ 2,738.44	\$ 2,839.04	3.67%	\$ 8,775.56	\$ 8,876.16	1.15%	\$ 1,315.08	\$ 1,392.43
MGS-S Customer 7445	\$ 5,472.18	\$ 5,612.95	2.57%	\$ 11,877.00	\$ 12,017.77	1.19%	\$ 2,392.81	\$ 2,482.45
MGS-S Customer 7446	\$ 25,585.24	\$ 25,829.09	0.95%	\$ 78,201.37	\$ 78,445.22	0.31%	\$ 8,973.64	\$ 9,250.04
MGS-S Customer 7447	\$ 7,980.53	\$ 8,132.22	1.90%	\$ 22,930.79	\$ 23,082.48	0.66%	\$ 3,172.87	\$ 3,300.59
MGS-S Customer 7448	\$ 24,549.19	\$ 24,779.46	0.94%	\$ 38,996.69	\$ 39,226.96	0.59%	\$ 8,758.69	\$ 9,099.56
MGS-S Customer 7449	\$ 3,881.62	\$ 3,988.21	2.75%	\$ 9,149.52	\$ 9,256.11	1.16%	\$ 1,727.22	\$ 1,791.81
MGS-S Customer 7450	\$ 3,622.44	\$ 3,769.62	4.06%	\$ 7,863.91	\$ 8,011.09	1.87%	\$ 1,886.77	\$ 1,950.72
MGS-S Customer 7451	\$ 4,012.90	\$ 4,146.49	3.33%	\$ 12,640.72	\$ 12,774.31	1.06%	\$ 1,883.60	\$ 1,956.79
MGS-S Customer 7452	\$ 15,883.68	\$ 16,071.49	1.18%	\$ 53,544.98	\$ 53,732.79	0.35%	\$ 5,717.60	\$ 5,892.40
MGS-S Customer 7453	\$ 3,874.89	\$ 3,980.57	2.73%	\$ 15,946.62	\$ 16,052.30	0.66%	\$ 1,668.43	\$ 1,743.59
MGS-S Customer 7454	\$ 10,888.07	\$ 11,053.14	1.52%	\$ 34,526.94	\$ 34,692.01	0.48%	\$ 4,112.39	\$ 4,250.18
MGS-S Customer 7455	\$ 3,365.51	\$ 3,469.02	3.08%	\$ 12,389.03	\$ 12,492.54	0.84%	\$ 1,515.91	\$ 1,587.68
MGS-S Customer 7456	\$ 2,014.28	\$ 2,138.71	6.18%	\$ 5,068.78	\$ 5,193.21	2.45%	\$ 1,238.39	\$ 1,300.27
MGS-S Customer 7457	\$ 6,942.92	\$ 7,089.58	2.11%	\$ 25,209.00	\$ 25,355.66	0.58%	\$ 2,809.65	\$ 2,911.47
MGS-S Customer 7458	\$ 4,527.24	\$ 4,663.14	3.00%	\$ 12,763.37	\$ 12,899.27	1.06%	\$ 2,052.38	\$ 2,141.47
MGS-S Customer 7459	\$ 7,505.60	\$ 7,654.54	1.98%	\$ 24,014.41	\$ 24,163.35	0.62%	\$ 2,986.81	\$ 3,127.57
MGS-S Customer 7460	\$ 37,279.23	\$ 37,612.29	0.89%	\$ 143,791.25	\$ 144,124.31	0.23%	\$ 12,862.65	\$ 13,189.30
MGS-S Customer 7461	\$ 13,507.37	\$ 13,684.31	1.31%	\$ 39,893.82	\$ 40,070.76	0.44%	\$ 4,963.71	\$ 5,150.14
MGS-S Customer 7462	\$ 7,799.97	\$ 8,015.99	2.77%	\$ 26,991.70	\$ 27,207.72	0.80%	\$ 3,568.34	\$ 3,626.18
MGS-S Customer 7463	\$ 6,936.09	\$ 7,056.28	1.73%	\$ 22,137.73	\$ 22,257.92	0.54%	\$ 2,692.08	\$ 2,788.21
MGS-S Customer 7464	\$ 20,750.78	\$ 20,959.04	1.00%	\$ 80,579.24	\$ 80,787.50	0.26%	\$ 7,184.07	\$ 7,442.43
MGS-S Customer 7465	\$ 3,990.01	\$ 4,096.81	2.68%	\$ 12,636.46	\$ 12,743.26	0.85%	\$ 1,741.87	\$ 1,805.24
MGS-S Customer 7466	\$ 8,328.16	\$ 8,480.80	1.83%	\$ 31,292.30	\$ 31,444.94	0.49%	\$ 3,237.96	\$ 3,364.16
MGS-S Customer 7467	\$ 8,250.37	\$ 8,402.78	1.85%	\$ 28,452.64	\$ 28,605.05	0.54%	\$ 3,225.36	\$ 3,358.14
MGS-S Customer 7468	\$ 5,798.01	\$ 5,939.87	2.45%	\$ 15,967.59	\$ 16,109.45	0.89%	\$ 2,472.66	\$ 2,570.67
MGS-S Customer 7469	\$ 8,867.66	\$ 8,995.99	1.45%	\$ 33,047.57	\$ 33,175.90	0.39%	\$ 3,274.33	\$ 3,401.65
MGS-S Customer 7470	\$ 6,136.33	\$ 6,279.25	2.33%	\$ 22,894.81	\$ 23,037.73	0.62%	\$ 2,545.69	\$ 2,640.80
MGS-S Customer 7471	\$ 3,667.41	\$ 3,800.09	3.62%	\$ 6,254.34	\$ 6,387.02	2.12%	\$ 1,815.04	\$ 1,877.31
MGS-S Customer 7472	\$ 8,947.28	\$ 9,104.80	1.76%	\$ 13,026.49	\$ 13,184.01	1.21%	\$ 3,581.74	\$ 3,713.99
MGS-S Customer 7473	\$ 4,385.15	\$ 4,520.24	3.08%	\$ 14,910.78	\$ 15,045.87	0.91%	\$ 1,992.45	\$ 2,074.42
MGS-S Customer 7474	\$ 10,063.36	\$ 10,225.48	1.61%	\$ 30,653.67	\$ 30,815.79	0.53%	\$ 3,851.63	\$ 3,992.09
MGS-S Customer 7475	\$ 20,833.48	\$ 21,043.31	1.01%	\$ 75,104.15	\$ 75,313.98	0.28%	\$ 7,278.30	\$ 7,503.26
MGS-S Customer 7476	\$ 13,385.27	\$ 13,562.16	1.32%	\$ 48,441.36	\$ 48,618.25	0.37%	\$ 4,897.06	\$ 5,042.18
MGS-S Customer 7477	\$ 11,043.04	\$ 11,207.76	1.49%	\$ 35,922.58	\$ 36,087.30	0.46%	\$ 4,113.16	\$ 4,307.36

Customer	Delivery 1/24 Prices	Delivery 8/24 Prices	Delivery % Difference	Bundled 1/24 Prices	Bundled 8/24 Prices	Bundled % Difference	Distribution 8/24 Prices	Distribution 1/25 Prices
MGS-S Customer 7478	\$ 2,241.57	\$ 2,340.38	4.41%	\$ 5,873.90	\$ 5,972.71	1.68%	\$ 1,178.80	\$ 1,231.77
MGS-S Customer 7479	\$ 3,649.74	\$ 3,755.85	2.91%	\$ 7,964.34	\$ 8,070.45	1.33%	\$ 1,679.52	\$ 1,710.92
MGS-S Customer 7480	\$ 3,125.72	\$ 3,255.10	4.14%	\$ 9,739.87	\$ 9,869.25	1.33%	\$ 1,589.59	\$ 1,663.30
MGS-S Customer 7481	\$ 18,277.82	\$ 18,475.11	1.08%	\$ 68,508.13	\$ 68,705.42	0.29%	\$ 6,408.80	\$ 6,648.14
MGS-S Customer 7482	\$ 12,861.17	\$ 13,034.16	1.35%	\$ 43,136.47	\$ 43,309.46	0.40%	\$ 4,696.48	\$ 4,902.64
MGS-S Customer 7483	\$ 4,136.23	\$ 4,243.53	2.59%	\$ 13,006.29	\$ 13,113.59	0.82%	\$ 1,781.85	\$ 1,856.92
MGS-S Customer 7484	\$ 9,675.78	\$ 9,834.84	1.64%	\$ 33,424.34	\$ 33,583.40	0.48%	\$ 3,691.96	\$ 3,828.46
MGS-S Customer 7485	\$ 5,950.33	\$ 6,066.21	1.95%	\$ 17,927.22	\$ 18,043.10	0.65%	\$ 2,384.15	\$ 2,465.86
MGS-S Customer 7486	\$ 6,365.55	\$ 6,509.84	2.27%	\$ 19,163.08	\$ 19,307.37	0.75%	\$ 2,645.41	\$ 2,750.55
MGS-S Customer 7487	\$ 5,476.03	\$ 5,615.87	2.55%	\$ 20,444.57	\$ 20,584.41	0.68%	\$ 2,329.69	\$ 2,424.22
MGS-S Customer 7488	\$ 4,413.05	\$ 4,548.85	3.08%	\$ 10,271.58	\$ 10,407.38	1.32%	\$ 2,039.43	\$ 2,115.97
MGS-S Customer 7489	\$ 16,044.13	\$ 16,231.50	1.17%	\$ 61,365.67	\$ 61,553.04	0.31%	\$ 5,698.27	\$ 5,899.58
MGS-S Customer 7490	\$ 2,057.96	\$ 2,155.95	4.76%	\$ 5,288.31	\$ 5,386.30	1.85%	\$ 1,120.41	\$ 1,170.22
MGS-S Customer 7491	\$ 4,768.32	\$ 4,904.95	2.87%	\$ 17,247.28	\$ 17,383.91	0.79%	\$ 2,104.11	\$ 2,195.61
MGS-S Customer 7492	\$ 19,218.66	\$ 19,420.97	1.05%	\$ 70,180.26	\$ 70,382.57	0.29%	\$ 6,748.52	\$ 6,964.37
MGS-S Customer 7493	\$ 4,961.89	\$ 5,100.28	2.79%	\$ 11,360.66	\$ 11,499.05	1.22%	\$ 2,222.53	\$ 2,303.56
MGS-S Customer 7494	\$ 16,158.08	\$ 16,346.80	1.17%	\$ 54,477.54	\$ 54,666.26	0.35%	\$ 5,790.78	\$ 5,987.75
MGS-S Customer 7495	\$ 19,023.75	\$ 19,228.28	1.08%	\$ 45,715.74	\$ 45,920.27	0.45%	\$ 6,885.11	\$ 7,059.61
MGS-S Customer 7496	\$ 5,546.41	\$ 5,686.88	2.53%	\$ 17,942.08	\$ 18,082.55	0.78%	\$ 2,373.05	\$ 2,466.66
MGS-S Customer 7497	\$ 10,829.25	\$ 10,997.54	1.55%	\$ 24,741.99	\$ 24,910.28	0.68%	\$ 4,168.68	\$ 4,320.14
MGS-S Customer 7498	\$ 10,648.42	\$ 10,812.76	1.54%	\$ 26,254.89	\$ 26,419.23	0.63%	\$ 4,070.17	\$ 4,228.27
MGS-S Customer 7499	\$ 4,898.00	\$ 5,008.96	2.27%	\$ 14,176.44	\$ 14,287.40	0.78%	\$ 2,039.71	\$ 2,119.36
MGS-S Customer 7500	\$ 8,538.32	\$ 8,691.84	1.80%	\$ 31,418.48	\$ 31,572.00	0.49%	\$ 3,304.15	\$ 3,439.70
MGS-S Customer 7501	\$ 5,578.02	\$ 5,692.28	2.05%	\$ 14,415.74	\$ 14,530.00	0.79%	\$ 2,273.78	\$ 2,359.83
MGS-S Customer 7502	\$ 15,844.38	\$ 16,033.94	1.20%	\$ 28,230.56	\$ 28,420.12	0.67%	\$ 5,855.36	\$ 6,065.27
MGS-S Customer 7503	\$ 5,349.41	\$ 5,462.70	2.12%	\$ 12,069.37	\$ 12,182.66	0.94%	\$ 2,206.77	\$ 2,296.23
MGS-S Customer 7504	\$ 4,623.27	\$ 4,760.04	2.96%	\$ 13,316.34	\$ 13,453.11	1.03%	\$ 2,101.74	\$ 2,166.25
MGS-S Customer 7505	\$ 7,462.50	\$ 7,611.11	1.99%	\$ 30,155.26	\$ 30,303.87	0.49%	\$ 2,950.30	\$ 3,062.72
MGS-S Customer 7506	\$ 4,999.65	\$ 5,137.95	2.77%	\$ 12,891.96	\$ 13,030.26	1.07%	\$ 2,219.74	\$ 2,307.56
MGS-S Customer 7507	\$ 2,223.70	\$ 2,322.98	4.46%	\$ 4,981.34	\$ 5,080.62	1.99%	\$ 1,199.75	\$ 1,225.99
MGS-S Customer 7508	\$ 7,204.39	\$ 7,352.39	2.05%	\$ 24,769.00	\$ 24,917.00	0.60%	\$ 2,904.15	\$ 3,007.49
MGS-S Customer 7509	\$ 4,482.97	\$ 4,591.81	2.43%	\$ 15,228.33	\$ 15,337.17	0.71%	\$ 1,889.38	\$ 1,963.83
MGS-S Customer 7510	\$ 9,188.49	\$ 9,344.92	1.70%	\$ 33,554.07	\$ 33,710.50	0.47%	\$ 3,512.05	\$ 3,656.77
MGS-S Customer 7511	\$ 3,631.13	\$ 3,736.44	2.90%	\$ 10,090.46	\$ 10,195.77	1.04%	\$ 1,636.03	\$ 1,695.30
MGS-S Customer 7512	\$ 4,771.02	\$ 4,908.50	2.88%	\$ 11,329.53	\$ 11,467.01	1.21%	\$ 2,157.68	\$ 2,235.51
MGS-S Customer 7513	\$ 20,270.88	\$ 20,479.92	1.03%	\$ 63,051.20	\$ 63,260.24	0.33%	\$ 7,201.46	\$ 7,379.17
MGS-S Customer 7514	\$ 17,841.64	\$ 18,305.89	2.60%	\$ 25,766.97	\$ 26,231.22	1.80%	\$ 8,517.42	\$ 8,487.80
MGS-S Customer 7515	\$ 4,109.70	\$ 4,217.18	2.62%	\$ 11,029.39	\$ 11,136.87	0.97%	\$ 1,791.58	\$ 1,860.11
MGS-S Customer 7516	\$ 3,300.73	\$ 3,430.56	3.93%	\$ 12,833.52	\$ 12,963.35	1.01%	\$ 1,624.35	\$ 1,704.83
MGS-S Customer 7517	\$ 10,046.40	\$ 10,206.67	1.60%	\$ 37,922.16	\$ 38,082.43	0.42%	\$ 3,781.42	\$ 3,930.59

Internal Use

Customer	Delivery 1/24 Prices	Delivery 8/24 Prices	Delivery % Difference	Bundled 1/24 Prices	Bundled 8/24 Prices	Bundled % Difference	Distribution 8/24 Prices	Distribution 1/25 Prices
MGS-S Customer 7518	\$ 5,899.18	\$ 6,041.07	2.41%	\$ 22,157.07	\$ 22,298.96	0.64%	\$ 2,470.99	\$ 2,560.94
MGS-S Customer 7519	\$ 9,689.04	\$ 9,820.82	1.36%	\$ 40,000.91	\$ 40,132.69	0.33%	\$ 3,516.03	\$ 3,643.24
MGS-S Customer 7520	\$ 5,420.20	\$ 5,560.27	2.58%	\$ 11,704.70	\$ 11,844.77	1.20%	\$ 2,355.25	\$ 2,470.88
MGS-S Customer 7521	\$ 15,419.96	\$ 15,607.44	1.22%	\$ 36,736.99	\$ 36,924.47	0.51%	\$ 5,686.27	\$ 5,843.37
MGS-S Customer 7522	\$ 2,443.25	\$ 2,569.54	5.17%	\$ 5,215.63	\$ 5,341.92	2.42%	\$ 1,375.97	\$ 1,454.78
MGS-S Customer 7523	\$ 4,201.99	\$ 4,309.49	2.56%	\$ 15,422.91	\$ 15,530.41	0.70%	\$ 1,793.26	\$ 1,861.66
MGS-S Customer 7524	\$ 23,219.89	\$ 23,441.06	0.95%	\$ 74,254.61	\$ 74,475.78	0.30%	\$ 8,092.01	\$ 8,364.53
MGS-S Customer 7525	\$ 5,375.96	\$ 5,516.02	2.61%	\$ 11,610.19	\$ 11,750.25	1.21%	\$ 2,349.10	\$ 2,453.45
MGS-S Customer 7526	\$ 13,304.03	\$ 13,496.76	1.45%	\$ 38,387.19	\$ 38,579.92	0.50%	\$ 5,021.92	\$ 5,197.12
MGS-S Customer 7527	\$ 3,833.72	\$ 3,940.64	2.79%	\$ 9,736.70	\$ 9,843.62	1.10%	\$ 1,734.36	\$ 1,762.91
MGS-S Customer 7528	\$ 5,660.16	\$ 5,800.94	2.49%	\$ 21,510.82	\$ 21,651.60	0.65%	\$ 2,392.53	\$ 2,480.44
MGS-S Customer 7529	\$ 5,726.26	\$ 5,867.59	2.47%	\$ 17,376.58	\$ 17,517.91	0.81%	\$ 2,436.09	\$ 2,535.62
MGS-S Customer 7530	\$ 4,064.34	\$ 4,198.38	3.30%	\$ 8,090.99	\$ 8,225.03	1.66%	\$ 1,921.92	\$ 2,010.54
MGS-S Customer 7531	\$ 2,200.47	\$ 2,325.73	5.69%	\$ 4,308.41	\$ 4,433.67	2.91%	\$ 1,301.13	\$ 1,373.94
MGS-S Customer 7532	\$ 8,625.72	\$ 8,779.18	1.78%	\$ 37,781.24	\$ 37,934.70	0.41%	\$ 3,296.02	\$ 3,423.96
MGS-S Customer 7533	\$ 13,526.95	\$ 13,702.69	1.30%	\$ 46,517.16	\$ 46,692.90	0.38%	\$ 4,895.98	\$ 5,117.84
MGS-S Customer 7534	\$ 25,407.65	\$ 25,636.52	0.90%	\$ 93,143.15	\$ 93,372.02	0.25%	\$ 8,667.92	\$ 9,023.37
MGS-S Customer 7535	\$ 1,775.38	\$ 1,898.97	6.96%	\$ 3,790.19	\$ 3,913.78	3.26%	\$ 1,173.64	\$ 1,221.76
MGS-S Customer 7536	\$ 3,885.13	\$ 3,991.23	2.73%	\$ 13,612.17	\$ 13,718.27	0.78%	\$ 1,694.37	\$ 1,762.15
MGS-S Customer 7537	\$ 6,655.83	\$ 6,802.01	2.20%	\$ 13,280.72	\$ 13,426.90	1.10%	\$ 2,782.12	\$ 2,897.10
MGS-S Customer 7538	\$ 6,607.35	\$ 6,753.75	2.22%	\$ 14,249.30	\$ 14,395.70	1.03%	\$ 2,782.73	\$ 2,866.29
MGS-S Customer 7539	\$ 3,610.30	\$ 3,715.60	2.92%	\$ 9,602.29	\$ 9,707.59	1.10%	\$ 1,634.30	\$ 1,690.78
MGS-S Customer 7540	\$ 7,256.71	\$ 7,378.37	1.68%	\$ 21,961.99	\$ 22,083.65	0.55%	\$ 2,799.25	\$ 2,905.07
MGS-S Customer 7541	\$ 4,242.52	\$ 4,351.22	2.56%	\$ 9,530.64	\$ 9,639.34	1.14%	\$ 1,866.93	\$ 1,912.87
MGS-S Customer 7542	\$ 3,910.32	\$ 4,017.07	2.73%	\$ 8,542.68	\$ 8,649.43	1.25%	\$ 1,740.11	\$ 1,806.70
MGS-S Customer 7543	\$ 5,420.63	\$ 5,560.86	2.59%	\$ 14,258.58	\$ 14,398.81	0.98%	\$ 2,355.76	\$ 2,447.87
MGS-S Customer 7544	\$ 4,423.94	\$ 4,533.06	2.47%	\$ 9,494.73	\$ 9,603.85	1.15%	\$ 1,908.79	\$ 1,983.60
MGS-S Customer 7545	\$ 4,798.42	\$ 4,909.72	2.32%	\$ 9,395.70	\$ 9,507.00	1.18%	\$ 2,054.09	\$ 2,113.59
MGS-S Customer 7546	\$ 3,814.73	\$ 3,921.03	2.79%	\$ 8,220.74	\$ 8,327.04	1.29%	\$ 1,708.52	\$ 1,775.13
MGS-S Customer 7547	\$ 7,712.27	\$ 7,862.59	1.95%	\$ 25,497.41	\$ 25,647.73	0.59%	\$ 3,070.46	\$ 3,184.47
MGS-S Customer 7548	\$ 5,988.80	\$ 6,104.61	1.93%	\$ 19,175.40	\$ 19,291.21	0.60%	\$ 2,383.04	\$ 2,472.27
MGS-S Customer 7549	\$ 29,326.26	\$ 29,655.90	1.12%	\$ 92,472.93	\$ 92,802.57	0.36%	\$ 10,651.69	\$ 10,935.37
MGS-S Customer 7550	\$ 4,588.35	\$ 4,697.65	2.38%	\$ 12,015.37	\$ 12,124.67	0.91%	\$ 1,931.79	\$ 2,028.75
MGS-S Customer 7551	\$ 35,419.33	\$ 35,701.59	0.80%	\$ 152,471.03	\$ 152,753.29	0.19%	\$ 11,827.09	\$ 12,218.61
MGS-S Customer 7552	\$ 8,925.29	\$ 9,080.70	1.74%	\$ 28,775.17	\$ 28,930.58	0.54%	\$ 3,445.01	\$ 3,599.52
MGS-S Customer 7553	\$ 8,498.60	\$ 8,652.52	1.81%	\$ 21,241.28	\$ 21,395.20	0.72%	\$ 3,343.09	\$ 3,502.92
MGS-S Customer 7554	\$ 5,105.65	\$ 5,244.66	2.72%	\$ 9,981.97	\$ 10,120.98	1.39%	\$ 2,272.20	\$ 2,367.25
MGS-S Customer 7555	\$ 9,096.28	\$ 9,252.88	1.72%	\$ 27,734.97	\$ 27,891.57	0.56%	\$ 3,522.42	\$ 3,664.82
MGS-S Customer 7556	\$ 7,198.92	\$ 7,348.20	2.07%	\$ 16,111.49	\$ 16,260.77	0.93%	\$ 2,982.11	\$ 3,061.72
MGS-S Customer 7557	\$ 22,885.33	\$ 23,104.34	0.96%	\$ 84,075.81	\$ 84,294.82	0.26%	\$ 7,927.14	\$ 8,170.18

Customer	Delivery 1/24 Prices	Delivery 8/24 Prices	Delivery % Difference	Bundled 1/24 Prices	Bundled 8/24 Prices	Bundled % Difference	Distribution 8/24 Prices	Distribution 1/25 Prices
MGS-S Customer 7558	\$ 4,402.10	\$ 4,537.63	3.08%	\$ 8,635.00	\$ 8,770.53	1.57%	\$ 2,030.16	\$ 2,128.35
MGS-S Customer 7559	\$ 6,297.30	\$ 6,441.44	2.29%	\$ 17,161.49	\$ 17,305.63	0.84%	\$ 2,635.41	\$ 2,740.55
MGS-S Customer 7560	\$ 5,674.43	\$ 5,815.99	2.49%	\$ 14,148.22	\$ 14,289.78	1.00%	\$ 2,447.65	\$ 2,538.18
MGS-S Customer 7561	\$ 19,929.92	\$ 20,139.79	1.05%	\$ 22,672.25	\$ 22,882.12	0.93%	\$ 7,298.66	\$ 7,562.99
MGS-S Customer 7562	\$ 1,126.17	\$ 1,252.46	11.21%	\$ 2,186.54	\$ 2,312.83	5.78%	\$ 996.81	\$ 1,041.20
MGS-S Customer 7563	\$ 29,294.88	\$ 29,544.33	0.85%	\$ 90,567.63	\$ 90,817.08	0.28%	\$ 10,089.72	\$ 10,410.52
MGS-S Customer 7564	\$ 21,055.65	\$ 21,266.31	1.00%	\$ 78,863.92	\$ 79,074.58	0.27%	\$ 7,333.96	\$ 7,554.32
MGS-S Customer 7565	\$ 11,470.33	\$ 11,638.82	1.47%	\$ 23,691.06	\$ 23,859.55	0.71%	\$ 4,367.07	\$ 4,540.82
MGS-S Customer 7566	\$ 9,303.83	\$ 9,463.50	1.72%	\$ 12,030.16	\$ 12,189.83	1.33%	\$ 3,725.99	\$ 3,844.27
MGS-S Customer 7567	\$ 6,596.45	\$ 6,741.95	2.21%	\$ 19,930.11	\$ 20,075.61	0.73%	\$ 2,727.13	\$ 2,825.39
MGS-S Customer 7568	\$ 2,419.06	\$ 2,518.63	4.12%	\$ 6,562.26	\$ 6,661.83	1.52%	\$ 1,233.54	\$ 1,290.64
MGS-S Customer 7569	\$ 20,464.57	\$ 20,670.53	1.01%	\$ 88,245.78	\$ 88,451.74	0.23%	\$ 7,025.01	\$ 7,287.77
MGS-S Customer 7570	\$ 5,042.06	\$ 5,153.62	2.21%	\$ 12,362.59	\$ 12,474.15	0.90%	\$ 2,089.58	\$ 2,187.05
MGS-S Customer 7571	\$ 7,468.09	\$ 7,617.03	1.99%	\$ 24,036.32	\$ 24,185.26	0.62%	\$ 2,981.88	\$ 3,111.79
MGS-S Customer 7572	\$ 6,939.35	\$ 7,059.32	1.73%	\$ 21,690.33	\$ 21,810.30	0.55%	\$ 2,683.82	\$ 2,796.00
MGS-S Customer 7573	\$ 3,319.86	\$ 3,424.26	3.14%	\$ 6,806.96	\$ 6,911.36	1.53%	\$ 1,563.50	\$ 1,604.36
MGS-S Customer 7574	\$ 5,127.56	\$ 5,239.70	2.19%	\$ 14,764.79	\$ 14,876.93	0.76%	\$ 2,120.37	\$ 2,195.50
MGS-S Customer 7575	\$ 9,466.53	\$ 9,598.96	1.40%	\$ 19,722.84	\$ 19,855.27	0.67%	\$ 3,568.58	\$ 3,711.36
MGS-S Customer 7576	\$ 5,813.49	\$ 5,955.53	2.44%	\$ 15,360.90	\$ 15,502.94	0.92%	\$ 2,484.12	\$ 2,579.98
MGS-S Customer 7577	\$ 5,081.42	\$ 5,193.13	2.20%	\$ 11,676.72	\$ 11,788.43	0.96%	\$ 2,103.31	\$ 2,207.24
MGS-S Customer 7578	\$ 6,991.53	\$ 7,139.28	2.11%	\$ 18,112.24	\$ 18,259.99	0.82%	\$ 2,882.23	\$ 2,977.51
MGS-S Customer 7579	\$ 936.26	\$ 1,029.05	9.91%	\$ 2,129.63	\$ 2,222.42	4.36%	\$ 752.87	\$ 793.40
MGS-S Customer 7580	\$ 6,859.66	\$ 7,007.09	2.15%	\$ 12,510.34	\$ 12,657.77	1.18%	\$ 2,865.65	\$ 2,973.10
MGS-S Customer 7581	\$ 5,199.08	\$ 5,338.02	2.67%	\$ 15,406.48	\$ 15,545.42	0.90%	\$ 2,267.21	\$ 2,361.84
MGS-S Customer 7582	\$ 9,686.33	\$ 9,818.38	1.36%	\$ 37,781.14	\$ 37,913.19	0.35%	\$ 3,533.17	\$ 3,657.34
MGS-S Customer 7583	\$ 26,520.91	\$ 26,754.25	0.88%	\$ 97,766.59	\$ 97,999.93	0.24%	\$ 8,997.98	\$ 9,393.47
MGS-S Customer 7584	\$ 3,616.24	\$ 3,748.17	3.65%	\$ 9,490.54	\$ 9,622.47	1.39%	\$ 1,766.61	\$ 1,838.32
MGS-S Customer 7585	\$ 871.40	\$ 990.71	13.69%	\$ 1,115.58	\$ 1,234.89	10.69%	\$ 874.18	\$ 920.14
MGS-S Customer 7586	\$ 13,776.41	\$ 13,960.45	1.34%	\$ 28,425.01	\$ 28,609.05	0.65%	\$ 5,168.23	\$ 5,358.63
MGS-S Customer 7587	\$ 18,293.73	\$ 18,492.92	1.09%	\$ 58,395.71	\$ 58,594.90	0.34%	\$ 6,521.17	\$ 6,715.68
MGS-S Customer 7588	\$ 4,355.51	\$ 4,463.87	2.49%	\$ 12,324.14	\$ 12,432.50	0.88%	\$ 1,859.08	\$ 1,940.84
MGS-S Customer 7589	\$ 861.09	\$ 979.65	13.77%	\$ 8,706.43	\$ 8,824.99	1.36%	\$ 819.60	\$ 861.98
MGS-S Customer 7590	\$ 9,899.29	\$ 10,059.73	1.62%	\$ 34,095.76	\$ 34,256.20	0.47%	\$ 3,779.99	\$ 3,899.09
MGS-S Customer 7591	\$ 4,407.78	\$ 4,516.47	2.47%	\$ 13,951.08	\$ 14,059.77	0.78%	\$ 1,876.15	\$ 1,945.05
MGS-S Customer 7592	\$ 11,561.62	\$ 11,728.11	1.44%	\$ 51,559.39	\$ 51,725.88	0.32%	\$ 4,217.97	\$ 4,371.50
MGS-S Customer 7593	\$ 5,534.81	\$ 5,649.70	2.08%	\$ 13,405.29	\$ 13,520.18	0.86%	\$ 2,298.62	\$ 2,342.59
MGS-S Customer 7594	\$ 3,571.42	\$ 3,676.29	2.94%	\$ 10,591.78	\$ 10,696.65	0.99%	\$ 1,607.39	\$ 1,671.70
MGS-S Customer 7595	\$ 6,579.79	\$ 6,724.97	2.21%	\$ 23,244.00	\$ 23,389.18	0.62%	\$ 2,701.73	\$ 2,794.94
MGS-S Customer 7596	\$ 15,739.20	\$ 15,903.34	1.04%	\$ 18,929.44	\$ 19,093.58	0.87%	\$ 5,787.93	\$ 5,940.03
MGS-S Customer 7597	\$ 3,969.55	\$ 4,076.53	2.70%	\$ 9,230.93	\$ 9,337.91	1.16%	\$ 1,755.93	\$ 1,822.87

Internal Use

Customer	Delivery 1/24 Prices	Delivery 8/24 Prices	Delivery % Difference	Bundled 1/24 Prices	Bundled 8/24 Prices	Bundled % Difference	Distribution 8/24 Prices	Distribution 1/25 Prices
MGS-S Customer 7598	\$ 2,485.11	\$ 2,584.97	4.02%	\$ 6,445.03	\$ 6,544.89	1.55%	\$ 1,255.73	\$ 1,315.41
MGS-S Customer 7599	\$ 29,812.11	\$ 30,064.28	0.85%	\$ 68,323.54	\$ 68,575.71	0.37%	\$ 10,334.88	\$ 10,777.41
MGS-S Customer 7600	\$ 51,447.33	\$ 51,797.21	0.68%	\$ 175,565.10	\$ 175,914.98	0.20%	\$ 17,188.51	\$ 17,692.09
MGS-S Customer 7601	\$ 4,985.28	\$ 5,123.02	2.76%	\$ 16,868.70	\$ 17,006.44	0.82%	\$ 2,182.82	\$ 2,275.33
MGS-S Customer 7602	\$ 4,553.09	\$ 4,662.75	2.41%	\$ 10,659.80	\$ 10,769.46	1.03%	\$ 1,946.59	\$ 2,020.99
MGS-S Customer 7603	\$ 7,501.36	\$ 7,651.66	2.00%	\$ 13,719.82	\$ 13,870.12	1.10%	\$ 3,072.83	\$ 3,194.91
MGS-S Customer 7604	\$ 3,308.41	\$ 3,438.61	3.94%	\$ 10,488.74	\$ 10,618.94	1.24%	\$ 1,647.84	\$ 1,723.00
MGS-S Customer 7605	\$ 10,581.52	\$ 10,745.20	1.55%	\$ 29,502.33	\$ 29,666.01	0.55%	\$ 4,023.47	\$ 4,181.60
MGS-S Customer 7606	\$ 3,761.76	\$ 3,894.44	3.53%	\$ 7,336.38	\$ 7,469.06	1.81%	\$ 1,824.55	\$ 1,907.52
MGS-S Customer 7607	\$ 11,145.99	\$ 11,313.66	1.50%	\$ 24,617.22	\$ 24,784.89	0.68%	\$ 4,286.37	\$ 4,408.22
MGS-S Customer 7608	\$ 14,233.66	\$ 14,414.15	1.27%	\$ 37,324.06	\$ 37,504.55	0.48%	\$ 5,221.68	\$ 5,430.29
MGS-S Customer 7609	\$ 3,702.72	\$ 3,808.22	2.85%	\$ 11,813.27	\$ 11,918.77	0.89%	\$ 1,649.10	\$ 1,708.48
MGS-S Customer 7610	\$ 8,681.37	\$ 8,837.93	1.80%	\$ 15,598.55	\$ 15,755.11	1.00%	\$ 3,497.99	\$ 3,593.75
MGS-S Customer 7611	\$ 5,803.64	\$ 5,945.04	2.44%	\$ 22,006.23	\$ 22,147.63	0.64%	\$ 2,437.16	\$ 2,528.47
MGS-S Customer 7612	\$ 2,422.84	\$ 2,549.84	5.24%	\$ 3,806.00	\$ 3,933.00	3.34%	\$ 1,408.09	\$ 1,449.44
MGS-S Customer 7613	\$ 9,588.30	\$ 9,719.92	1.37%	\$ 35,969.50	\$ 36,101.12	0.37%	\$ 3,506.02	\$ 3,636.90
MGS-S Customer 7614	\$ 3,409.08	\$ 3,539.96	3.84%	\$ 9,954.90	\$ 10,085.78	1.31%	\$ 1,692.30	\$ 1,761.04
MGS-S Customer 7615	\$ 10,907.63	\$ 11,046.52	1.27%	\$ 24,838.66	\$ 24,977.55	0.56%	\$ 4,027.77	\$ 4,189.51
MGS-S Customer 7616	\$ 11,971.84	\$ 12,142.38	1.42%	\$ 26,954.09	\$ 27,124.63	0.63%	\$ 4,514.26	\$ 4,697.31
MGS-S Customer 7617	\$ 6,864.25	\$ 7,011.42	2.14%	\$ 15,155.11	\$ 15,302.28	0.97%	\$ 2,847.84	\$ 2,956.20
MGS-S Customer 7618	\$ 3,742.65	\$ 3,849.19	2.85%	\$ 4,903.34	\$ 5,009.88	2.17%	\$ 1,718.23	\$ 1,769.86
MGS-S Customer 7619	\$ 1,142.64	\$ 1,236.03	8.17%	\$ 5,992.90	\$ 6,086.29	1.56%	\$ 796.36	\$ 839.75
MGS-S Customer 7620	\$ 5,125.98	\$ 5,264.66	2.71%	\$ 15,985.60	\$ 16,124.28	0.87%	\$ 2,244.82	\$ 2,329.77
MGS-S Customer 7621	\$ 4,549.83	\$ 4,659.17	2.40%	\$ 13,087.38	\$ 13,196.72	0.84%	\$ 1,925.86	\$ 2,003.31
MGS-S Customer 7622	\$ 6,823.66	\$ 6,970.15	2.15%	\$ 18,419.82	\$ 18,566.31	0.80%	\$ 2,804.24	\$ 2,920.40
MGS-S Customer 7623	\$ 3,942.65	\$ 4,076.34	3.39%	\$ 8,931.63	\$ 9,065.32	1.50%	\$ 1,888.61	\$ 1,957.17
MGS-S Customer 7624	\$ 4,181.77	\$ 4,289.50	2.58%	\$ 12,920.66	\$ 13,028.39	0.83%	\$ 1,807.33	\$ 1,871.24
MGS-S Customer 7625	\$ 4,947.22	\$ 5,058.72	2.25%	\$ 10,067.26	\$ 10,178.76	1.11%	\$ 2,080.78	\$ 2,167.37
MGS-S Customer 7626	\$ 6,196.77	\$ 6,313.46	1.88%	\$ 16,419.83	\$ 16,536.52	0.71%	\$ 2,456.03	\$ 2,570.97
MGS-S Customer 7627	\$ 4,325.40	\$ 4,433.79	2.51%	\$ 12,868.89	\$ 12,977.28	0.84%	\$ 1,854.86	\$ 1,923.48
MGS-S Customer 7628	\$ 4,755.84	\$ 4,865.95	2.32%	\$ 14,525.61	\$ 14,635.72	0.76%	\$ 1,982.98	\$ 2,067.62
MGS-S Customer 7629	\$ 7,737.12	\$ 7,887.53	1.94%	\$ 24,286.27	\$ 24,436.68	0.62%	\$ 3,080.75	\$ 3,203.80
MGS-S Customer 7630	\$ 3,287.48	\$ 3,390.88	3.15%	\$ 9,744.86	\$ 9,848.26	1.06%	\$ 1,507.53	\$ 1,578.62
MGS-S Customer 7631	\$ 3,361.16	\$ 3,492.23	3.90%	\$ 6,994.86	\$ 7,125.93	1.87%	\$ 1,701.92	\$ 1,763.48
MGS-S Customer 7632	\$ 6,512.22	\$ 6,629.02	1.79%	\$ 34,111.58	\$ 34,228.38	0.34%	\$ 2,455.94	\$ 2,553.72
MGS-S Customer 7633	\$ 8,293.89	\$ 8,446.87	1.84%	\$ 25,939.40	\$ 26,092.38	0.59%	\$ 3,262.89	\$ 3,390.14
MGS-S Customer 7634	\$ 5,073.32	\$ 5,185.09	2.20%	\$ 12,066.26	\$ 12,178.03	0.93%	\$ 2,104.05	\$ 2,199.86
MGS-S Customer 7635	\$ 5,895.77	\$ 6,010.80	1.95%	\$ 23,954.46	\$ 24,069.49	0.48%	\$ 2,323.95	\$ 2,403.39
MGS-S Customer 7636	\$ 8,994.13	\$ 9,150.46	1.74%	\$ 23,651.87	\$ 23,808.20	0.66%	\$ 3,507.80	\$ 3,659.58
MGS-S Customer 7637	\$ 4,827.77	\$ 4,939.12	2.31%	\$ 15,212.05	\$ 15,323.40	0.73%	\$ 2,045.16	\$ 2,076.79

Internal Use

Customer	Delivery 1/24 Prices	Delivery 8/24 Prices	Delivery % Difference	Bundled 1/24 Prices	Bundled 8/24 Prices	Bundled % Difference	Distribution 8/24 Prices	Distribution 1/25 Prices
MGS-S Customer 7638	\$ 3,363.56	\$ 3,467.55	3.09%	\$ 9,726.45	\$ 9,830.44	1.07%	\$ 1,543.48	\$ 1,603.25
MGS-S Customer 7639	\$ 4,537.76	\$ 4,646.99	2.41%	\$ 11,844.92	\$ 11,954.15	0.92%	\$ 1,922.40	\$ 2,010.03
MGS-S Customer 7640	\$ 3,380.48	\$ 3,485.05	3.09%	\$ 9,817.98	\$ 9,922.55	1.07%	\$ 1,571.41	\$ 1,602.37
MGS-S Customer 7641	\$ 7,534.57	\$ 7,684.37	1.99%	\$ 19,312.87	\$ 19,462.67	0.78%	\$ 3,040.64	\$ 3,168.28
MGS-S Customer 7642	\$ 9,402.44	\$ 9,561.16	1.69%	\$ 26,834.50	\$ 26,993.22	0.59%	\$ 3,658.37	\$ 3,773.76
MGS-S Customer 7643	\$ 7,414.97	\$ 7,563.66	2.01%	\$ 23,293.05	\$ 23,441.74	0.64%	\$ 2,965.66	\$ 3,098.98
MGS-S Customer 7644	\$ 3,622.91	\$ 3,754.83	3.64%	\$ 10,538.03	\$ 10,669.95	1.25%	\$ 1,764.50	\$ 1,832.45
MGS-S Customer 7645	\$ 13,016.24	\$ 13,193.03	1.36%	\$ 17,522.80	\$ 17,699.59	1.01%	\$ 4,950.91	\$ 5,133.85
MGS-S Customer 7646	\$ 8,642.75	\$ 8,797.02	1.78%	\$ 30,279.15	\$ 30,433.42	0.51%	\$ 3,353.95	\$ 3,483.43
MGS-S Customer 7647	\$ 13,680.58	\$ 13,858.52	1.30%	\$ 45,646.98	\$ 45,824.92	0.39%	\$ 5,015.43	\$ 5,162.18
MGS-S Customer 7648	\$ 5,767.43	\$ 5,882.95	2.00%	\$ 11,087.55	\$ 11,203.07	1.04%	\$ 2,362.23	\$ 2,451.05
MGS-S Customer 7649	\$ 9,800.51	\$ 9,960.46	1.63%	\$ 32,991.46	\$ 33,151.41	0.48%	\$ 3,748.20	\$ 3,873.21
MGS-S Customer 7650	\$ 6,784.53	\$ 6,930.83	2.16%	\$ 23,611.57	\$ 23,757.87	0.62%	\$ 2,777.38	\$ 2,863.25
MGS-S Customer 7651	\$ 7,345.51	\$ 7,494.68	2.03%	\$ 18,848.43	\$ 18,997.60	0.79%	\$ 2,989.43	\$ 3,101.19
MGS-S Customer 7652	\$ 4,909.91	\$ 5,047.28	2.80%	\$ 16,163.17	\$ 16,300.54	0.85%	\$ 2,158.15	\$ 2,254.46
MGS-S Customer 7653	\$ 2,694.31	\$ 2,795.19	3.74%	\$ 7,358.67	\$ 7,459.55	1.37%	\$ 1,325.30	\$ 1,382.48
MGS-S Customer 7654	\$ 6,415.28	\$ 6,559.85	2.25%	\$ 18,678.74	\$ 18,823.31	0.77%	\$ 2,665.22	\$ 2,771.92
MGS-S Customer 7655	\$ 5,849.33	\$ 5,991.58	2.43%	\$ 16,983.18	\$ 17,125.43	0.84%	\$ 2,493.99	\$ 2,578.80
MGS-S Customer 7656	\$ 1,281.06	\$ 1,375.41	7.36%	\$ 2,609.26	\$ 2,703.61	3.62%	\$ 865.76	\$ 913.69
MGS-S Customer 7657	\$ 3,571.87	\$ 3,676.64	2.93%	\$ 10,341.08	\$ 10,445.85	1.01%	\$ 1,604.11	\$ 1,675.07
MGS-S Customer 7658	\$ 2,131.20	\$ 2,230.19	4.64%	\$ 4,222.80	\$ 4,321.79	2.34%	\$ 1,176.57	\$ 1,197.45
MGS-S Customer 7659	\$ 3,886.65	\$ 3,993.61	2.75%	\$ 9,709.18	\$ 9,816.14	1.10%	\$ 1,743.15	\$ 1,784.64
MGS-S Customer 7660	\$ 5,067.30	\$ 5,205.45	2.73%	\$ 16,905.02	\$ 17,043.17	0.82%	\$ 2,210.97	\$ 2,304.29
MGS-S Customer 7661	\$ 24,106.28	\$ 24,330.36	0.93%	\$ 89,026.32	\$ 89,250.40	0.25%	\$ 8,297.58	\$ 8,574.84
MGS-S Customer 7662	\$ 4,052.31	\$ 4,159.85	2.65%	\$ 7,308.48	\$ 7,416.02	1.47%	\$ 1,796.31	\$ 1,866.48
MGS-S Customer 7663	\$ 2,392.29	\$ 2,492.17	4.18%	\$ 5,788.21	\$ 5,888.09	1.73%	\$ 1,245.81	\$ 1,282.16
MGS-S Customer 7664	\$ 53,069.38	\$ 53,421.22	0.66%	\$ 238,907.81	\$ 239,259.65	0.15%	\$ 17,321.04	\$ 17,816.22
MGS-S Customer 7665	\$ 4,281.86	\$ 4,391.14	2.55%	\$ 9,684.25	\$ 9,793.53	1.13%	\$ 1,897.10	\$ 1,920.94
MGS-S Customer 7666	\$ 4,541.02	\$ 4,677.45	3.00%	\$ 12,085.62	\$ 12,222.05	1.13%	\$ 2,079.35	\$ 2,146.39
MGS-S Customer 7667	\$ 13,465.27	\$ 13,643.31	1.32%	\$ 32,780.40	\$ 32,958.44	0.54%	\$ 5,024.93	\$ 5,178.49
MGS-S Customer 7668	\$ 7,723.01	\$ 7,874.23	1.96%	\$ 17,280.02	\$ 17,431.24	0.88%	\$ 3,133.26	\$ 3,246.22
MGS-S Customer 7669	\$ 4,862.78	\$ 5,000.75	2.84%	\$ 10,183.47	\$ 10,321.44	1.35%	\$ 2,194.13	\$ 2,277.26
MGS-S Customer 7670	\$ 4,242.67	\$ 4,350.39	2.54%	\$ 15,832.55	\$ 15,940.27	0.68%	\$ 1,806.86	\$ 1,872.59
MGS-S Customer 7671	\$ 6,520.15	\$ 6,665.78	2.23%	\$ 13,428.19	\$ 13,573.82	1.08%	\$ 2,739.71	\$ 2,846.17
MGS-S Customer 7672	\$ 14,708.35	\$ 14,890.23	1.24%	\$ 54,732.63	\$ 54,914.51	0.33%	\$ 5,299.36	\$ 5,466.09
MGS-S Customer 7673	\$ 4,307.13	\$ 4,442.05	3.13%	\$ 11,610.86	\$ 11,745.78	1.16%	\$ 1,983.38	\$ 2,071.48
MGS-S Customer 7674	\$ 4,753.84	\$ 4,890.63	2.88%	\$ 13,447.02	\$ 13,583.81	1.02%	\$ 2,119.34	\$ 2,219.19
MGS-S Customer 7675	\$ 13,580.25	\$ 13,757.24	1.30%	\$ 45,734.05	\$ 45,911.04	0.39%	\$ 4,959.77	\$ 5,131.42
MGS-S Customer 7676	\$ 3,804.16	\$ 3,937.29	3.50%	\$ 7,589.37	\$ 7,722.50	1.75%	\$ 1,849.30	\$ 1,917.57
MGS-S Customer 7677	\$ 4,964.79	\$ 5,075.88	2.24%	\$ 16,318.71	\$ 16,429.80	0.68%	\$ 2,048.32	\$ 2,127.81

Customer	Delivery 1/24 Prices	Delivery 8/24 Prices	Delivery % Difference	Bundled 1/24 Prices	Bundled 8/24 Prices	Bundled % Difference	Distribution 8/24 Prices	Distribution 1/25 Prices
MGS-S Customer 7678	\$ 66,538.49	\$ 66,947.22	0.61%	\$ 321,597.85	\$ 322,006.58	0.13%	\$ 21,372.08	\$ 22,036.60
MGS-S Customer 7679	\$ 717.00	\$ 808.08	12.70%	\$ 9,464.00	\$ 9,555.08	0.96%	\$ 629.64	\$ 662.11
MGS-S Customer 7680	\$ 6,847.77	\$ 6,994.47	2.14%	\$ 20,446.06	\$ 20,592.76	0.72%	\$ 2,811.41	\$ 2,911.02
MGS-S Customer 7681	\$ 6,800.75	\$ 6,920.50	1.76%	\$ 7,897.68	\$ 8,017.43	1.52%	\$ 2,692.02	\$ 2,855.67
MGS-S Customer 7682	\$ 6,302.45	\$ 6,446.98	2.29%	\$ 12,196.17	\$ 12,340.70	1.19%	\$ 2,665.92	\$ 2,779.30
MGS-S Customer 7683	\$ 11,485.94	\$ 11,652.91	1.45%	\$ 44,000.81	\$ 44,167.78	0.38%	\$ 4,249.28	\$ 4,396.94
MGS-S Customer 7684	\$ 4,936.84	\$ 5,073.79	2.77%	\$ 21,860.09	\$ 21,997.04	0.63%	\$ 2,128.00	\$ 2,223.49
MGS-S Customer 7685	\$ 6,031.29	\$ 6,174.26	2.37%	\$ 15,590.93	\$ 15,733.90	0.92%	\$ 2,553.05	\$ 2,657.28
MGS-S Customer 7686	\$ 4,286.34	\$ 4,421.12	3.14%	\$ 11,769.92	\$ 11,904.70	1.15%	\$ 1,974.02	\$ 2,063.23
MGS-S Customer 7687	\$ 19,958.93	\$ 20,162.11	1.02%	\$ 75,769.88	\$ 75,973.06	0.27%	\$ 6,868.73	\$ 7,215.10
MGS-S Customer 7688	\$ 1,366.85	\$ 1,460.84	6.88%	\$ 10,852.91	\$ 10,946.90	0.87%	\$ 839.15	\$ 885.34
MGS-S Customer 7689	\$ 17,577.43	\$ 17,772.03	1.11%	\$ 61,984.86	\$ 62,179.46	0.31%	\$ 6,215.91	\$ 6,443.86
MGS-S Customer 7690	\$ 2,312.12	\$ 2,411.08	4.28%	\$ 7,323.27	\$ 7,422.23	1.35%	\$ 1,190.89	\$ 1,247.22
MGS-S Customer 7691	\$ 3,781.32	\$ 3,886.94	2.79%	\$ 12,771.59	\$ 12,877.21	0.83%	\$ 1,662.28	\$ 1,731.69
MGS-S Customer 7692	\$ 6,944.68	\$ 7,064.78	1.73%	\$ 21,701.49	\$ 21,821.59	0.55%	\$ 2,690.08	\$ 2,796.58
MGS-S Customer 7693	\$ 16,657.55	\$ 16,821.13	0.98%	\$ 65,498.41	\$ 65,661.99	0.25%	\$ 5,761.25	\$ 5,941.66
MGS-S Customer 7694	\$ 10,843.48	\$ 11,009.94	1.54%	\$ 27,653.95	\$ 27,820.41	0.60%	\$ 4,185.41	\$ 4,271.99
MGS-S Customer 7695	\$ 6,101.70	\$ 6,245.98	2.36%	\$ 12,715.28	\$ 12,859.56	1.13%	\$ 2,627.19	\$ 2,694.63
MGS-S Customer 7696	\$ 7,421.82	\$ 7,570.03	2.00%	\$ 29,490.70	\$ 29,638.91	0.50%	\$ 2,929.27	\$ 3,056.14
MGS-S Customer 7697	\$ 3,702.12	\$ 3,834.22	3.57%	\$ 9,581.90	\$ 9,714.00	1.38%	\$ 1,784.97	\$ 1,871.22
MGS-S Customer 7698	\$ 13,708.15	\$ 13,886.60	1.30%	\$ 39,298.64	\$ 39,477.09	0.45%	\$ 5,058.22	\$ 5,220.16
MGS-S Customer 7699	\$ 11,997.46	\$ 12,168.10	1.42%	\$ 33,172.00	\$ 33,342.64	0.51%	\$ 4,506.36	\$ 4,654.91
MGS-S Customer 7700	\$ 4,416.18	\$ 4,551.64	3.07%	\$ 14,007.93	\$ 14,143.39	0.97%	\$ 2,015.09	\$ 2,090.35
MGS-S Customer 7701	\$ 2,923.71	\$ 3,026.10	3.50%	\$ 6,634.99	\$ 6,737.38	1.54%	\$ 1,423.51	\$ 1,465.56
MGS-S Customer 7702	\$ 16,749.30	\$ 16,940.07	1.14%	\$ 63,876.21	\$ 64,066.98	0.30%	\$ 5,933.70	\$ 6,130.53
MGS-S Customer 7703	\$ 3,898.69	\$ 4,005.91	2.75%	\$ 8,804.14	\$ 8,911.36	1.22%	\$ 1,758.39	\$ 1,794.05
MGS-S Customer 7704	\$ 5,033.04	\$ 5,144.58	2.22%	\$ 14,084.55	\$ 14,196.09	0.79%	\$ 2,083.45	\$ 2,169.12
MGS-S Customer 7705	\$ 4,176.17	\$ 4,283.69	2.57%	\$ 11,435.57	\$ 11,543.09	0.94%	\$ 1,801.21	\$ 1,883.81
MGS-S Customer 7706	\$ 3,257.60	\$ 3,387.89	4.00%	\$ 8,632.56	\$ 8,762.85	1.51%	\$ 1,650.02	\$ 1,716.21
MGS-S Customer 7707	\$ 5,061.08	\$ 5,199.37	2.73%	\$ 16,669.81	\$ 16,808.10	0.83%	\$ 2,216.88	\$ 2,301.98
MGS-S Customer 7708	\$ 2,640.06	\$ 2,741.37	3.84%	\$ 6,253.08	\$ 6,354.39	1.62%	\$ 1,340.10	\$ 1,363.89
MGS-S Customer 7709	\$ 13,581.50	\$ 13,758.61	1.30%	\$ 46,763.67	\$ 46,940.78	0.38%	\$ 4,962.82	\$ 5,121.84
MGS-S Customer 7710	\$ 2,337.34	\$ 2,463.42	5.39%	\$ 5,827.75	\$ 5,953.83	2.16%	\$ 1,351.19	\$ 1,408.25
MGS-S Customer 7711	\$ 2,312.40	\$ 2,438.24	5.44%	\$ 5,834.92	\$ 5,960.76	2.16%	\$ 1,337.72	\$ 1,400.63
MGS-S Customer 7712	\$ 2,842.09	\$ 2,971.05	4.54%	\$ 5,323.78	\$ 5,452.74	2.42%	\$ 1,545.89	\$ 1,587.12
MGS-S Customer 7713	\$ 8,252.09	\$ 8,405.18	1.86%	\$ 24,176.79	\$ 24,329.88	0.63%	\$ 3,267.03	\$ 3,386.04
MGS-S Customer 7714	\$ 6,455.00	\$ 6,600.20	2.25%	\$ 17,354.38	\$ 17,499.58	0.84%	\$ 2,702.20	\$ 2,791.63
MGS-S Customer 7715	\$ 4,671.23	\$ 4,807.97	2.93%	\$ 12,450.30	\$ 12,587.04	1.10%	\$ 2,108.88	\$ 2,193.76
MGS-S Customer 7716	\$ 3,229.61	\$ 3,359.81	4.03%	\$ 11,036.56	\$ 11,166.76	1.18%	\$ 1,636.39	\$ 1,685.62
MGS-S Customer 7717	\$ 1,386.90	\$ 1,481.75	6.84%	\$ 2,671.22	\$ 2,766.07	3.55%	\$ 900.99	\$ 951.23

Internal Use

Customer	Delivery 1/24 Prices	Delivery 8/24 Prices	Delivery % Difference	Bundled 1/24 Prices	Bundled 8/24 Prices	Bundled % Difference	Distribution 8/24 Prices	Distribution 1/25 Prices
MGS-S Customer 7718	\$ 3,886.19	\$ 3,993.16	2.75%	\$ 8,584.71	\$ 8,691.68	1.25%	\$ 1,746.67	\$ 1,793.61
MGS-S Customer 7719	\$ 2,575.56	\$ 2,702.40	4.92%	\$ 5,957.76	\$ 6,084.60	2.13%	\$ 1,415.53	\$ 1,496.93
MGS-S Customer 7720	\$ 9,395.87	\$ 9,553.60	1.68%	\$ 24,935.73	\$ 25,093.46	0.63%	\$ 3,618.55	\$ 3,798.91
MGS-S Customer 7721	\$ 936.14	\$ 1,029.02	9.92%	\$ 1,233.23	\$ 1,326.11	7.53%	\$ 758.87	\$ 799.79
MGS-S Customer 7722	\$ 5,256.18	\$ 5,395.54	2.65%	\$ 17,443.77	\$ 17,583.13	0.80%	\$ 2,287.74	\$ 2,363.59
MGS-S Customer 7723	\$ 6,141.14	\$ 6,286.03	2.36%	\$ 8,054.60	\$ 8,199.49	1.80%	\$ 2,671.35	\$ 2,742.36
MGS-S Customer 7724	\$ 4,160.56	\$ 4,295.10	3.23%	\$ 10,152.20	\$ 10,286.74	1.33%	\$ 1,951.06	\$ 2,027.36
MGS-S Customer 7725	\$ 21,453.78	\$ 21,664.92	0.98%	\$ 85,953.33	\$ 86,164.47	0.25%	\$ 7,388.42	\$ 7,655.11
MGS-S Customer 7726	\$ 7,494.92	\$ 7,644.72	2.00%	\$ 15,245.65	\$ 15,395.45	0.98%	\$ 3,045.96	\$ 3,185.62
MGS-S Customer 7727	\$ 5,574.28	\$ 5,714.77	2.52%	\$ 17,877.51	\$ 18,018.00	0.79%	\$ 2,377.59	\$ 2,478.58
MGS-S Customer 7728	\$ 4,203.34	\$ 4,337.55	3.19%	\$ 13,646.09	\$ 13,780.30	0.98%	\$ 1,933.30	\$ 2,020.02
MGS-S Customer 7729	\$ 6,752.84	\$ 6,871.51	1.76%	\$ 28,095.81	\$ 28,214.48	0.42%	\$ 2,585.77	\$ 2,680.94
MGS-S Customer 7730	\$ 4,192.14	\$ 4,326.85	3.21%	\$ 9,748.78	\$ 9,883.49	1.38%	\$ 1,963.77	\$ 2,041.76
MGS-S Customer 7731	\$ 17,608.49	\$ 17,815.26	1.17%	\$ 51,855.60	\$ 52,062.37	0.40%	\$ 6,369.18	\$ 6,602.10
MGS-S Customer 7732	\$ 3,779.55	\$ 3,912.13	3.51%	\$ 11,796.29	\$ 11,928.87	1.12%	\$ 1,810.95	\$ 1,879.04
MGS-S Customer 7733	\$ 5,949.23	\$ 6,091.37	2.39%	\$ 20,049.37	\$ 20,191.51	0.71%	\$ 2,493.71	\$ 2,596.32
MGS-S Customer 7734	\$ 59,033.31	\$ 59,412.67	0.64%	\$ 247,266.70	\$ 247,646.06	0.15%	\$ 19,291.13	\$ 19,891.48
MGS-S Customer 7735	\$ 6,090.49	\$ 6,233.20	2.34%	\$ 21,814.08	\$ 21,956.79	0.65%	\$ 2,533.11	\$ 2,633.32
MGS-S Customer 7736	\$ 6,798.45	\$ 6,944.72	2.15%	\$ 22,534.84	\$ 22,681.11	0.65%	\$ 2,780.56	\$ 2,878.38
MGS-S Customer 7737	\$ 6,821.71	\$ 6,941.33	1.75%	\$ 19,509.55	\$ 19,629.17	0.61%	\$ 2,658.90	\$ 2,769.42
MGS-S Customer 7738	\$ 7,222.03	\$ 7,343.35	1.68%	\$ 26,180.43	\$ 26,301.75	0.46%	\$ 2,768.82	\$ 2,859.70
MGS-S Customer 7739	\$ 3,278.15	\$ 3,408.53	3.98%	\$ 8,354.88	\$ 8,485.26	1.56%	\$ 1,657.17	\$ 1,726.03
MGS-S Customer 7740	\$ 8,775.11	\$ 8,931.14	1.78%	\$ 20,318.03	\$ 20,474.06	0.77%	\$ 3,474.59	\$ 3,599.91
MGS-S Customer 7741	\$ 8,637.25	\$ 8,791.03	1.78%	\$ 34,488.26	\$ 34,642.04	0.45%	\$ 3,320.49	\$ 3,452.16
MGS-S Customer 7742	\$ 9,785.86	\$ 9,946.79	1.64%	\$ 24,786.39	\$ 24,947.32	0.65%	\$ 3,810.97	\$ 3,923.38
MGS-S Customer 7743	\$ 20,366.92	\$ 20,573.19	1.01%	\$ 74,738.14	\$ 74,944.41	0.28%	\$ 7,061.16	\$ 7,355.66
MGS-S Customer 7744	\$ 6,597.67	\$ 6,743.39	2.21%	\$ 17,287.26	\$ 17,432.98	0.84%	\$ 2,743.99	\$ 2,845.16
MGS-S Customer 7745	\$ 9,550.15	\$ 9,708.43	1.66%	\$ 29,102.95	\$ 29,261.23	0.54%	\$ 3,651.96	\$ 3,821.76
MGS-S Customer 7746	\$ 10,379.35	\$ 10,542.34	1.57%	\$ 34,249.26	\$ 34,412.25	0.48%	\$ 3,954.60	\$ 4,066.41
MGS-S Customer 7747	\$ 3,582.40	\$ 3,688.07	2.95%	\$ 8,678.56	\$ 8,784.23	1.22%	\$ 1,649.36	\$ 1,682.37
MGS-S Customer 7748	\$ 5,286.54	\$ 5,425.73	2.63%	\$ 19,105.93	\$ 19,245.12	0.73%	\$ 2,280.21	\$ 2,364.36
MGS-S Customer 7749	\$ 6,227.66	\$ 6,371.86	2.32%	\$ 17,708.87	\$ 17,853.07	0.81%	\$ 2,627.40	\$ 2,706.37
MGS-S Customer 7750	\$ 8,554.09	\$ 8,708.18	1.80%	\$ 29,706.58	\$ 29,860.67	0.52%	\$ 3,335.97	\$ 3,453.51
MGS-S Customer 7751	\$ 18,312.28	\$ 18,509.09	1.07%	\$ 73,433.07	\$ 73,629.88	0.27%	\$ 6,379.27	\$ 6,627.37
MGS-S Customer 7752	\$ 4,235.12	\$ 4,369.80	3.18%	\$ 10,287.44	\$ 10,422.12	1.31%	\$ 1,966.74	\$ 2,055.49
MGS-S Customer 7753	\$ 701.04	\$ 819.60	16.91%	\$ 701.04	\$ 819.60	16.91%	\$ 819.60	\$ 861.98
MGS-S Customer 7754	\$ 8,480.77	\$ 8,654.42	2.05%	\$ 28,152.40	\$ 28,326.05	0.62%	\$ 3,464.03	\$ 3,566.58
MGS-S Customer 7755	\$ 4,659.92	\$ 4,769.78	2.36%	\$ 15,014.72	\$ 15,124.58	0.73%	\$ 1,957.99	\$ 2,026.77
MGS-S Customer 7756	\$ 5,601.62	\$ 5,742.71	2.52%	\$ 11,797.57	\$ 11,938.66	1.20%	\$ 2,424.14	\$ 2,532.99
MGS-S Customer 7757	\$ 10,045.74	\$ 10,206.03	1.60%	\$ 38,231.73	\$ 38,392.02	0.42%	\$ 3,781.55	\$ 3,927.45

Internal Use

Customer	Delivery 1/24 Prices	Delivery 8/24 Prices	Delivery % Difference	Bundled 1/24 Prices	Bundled 8/24 Prices	Bundled % Difference	Distribution 8/24 Prices	Distribution 1/25 Prices
MGS-S Customer 7758	\$ 1,305.47	\$ 1,426.69	9.29%	\$ 2,482.84	\$ 2,604.06	4.88%	\$ 1,011.17	\$ 1,066.10
MGS-S Customer 7759	\$ 6,652.25	\$ 6,798.60	2.20%	\$ 14,611.40	\$ 14,757.75	1.00%	\$ 2,785.79	\$ 2,882.46
MGS-S Customer 7760	\$ 3,617.16	\$ 3,748.59	3.63%	\$ 14,340.81	\$ 14,472.24	0.92%	\$ 1,732.27	\$ 1,804.40
MGS-S Customer 7761	\$ 4,284.51	\$ 4,392.56	2.52%	\$ 13,998.41	\$ 14,106.46	0.77%	\$ 1,831.47	\$ 1,901.26
MGS-S Customer 7762	\$ 8,590.36	\$ 8,718.30	1.49%	\$ 20,354.49	\$ 20,482.43	0.63%	\$ 3,254.25	\$ 3,396.55
MGS-S Customer 7763	\$ 4,005.81	\$ 4,112.45	2.66%	\$ 11,204.08	\$ 11,310.72	0.95%	\$ 1,740.60	\$ 1,825.66
MGS-S Customer 7764	\$ 9,717.52	\$ 9,876.69	1.64%	\$ 36,359.24	\$ 36,518.41	0.44%	\$ 3,694.56	\$ 3,820.09
MGS-S Customer 7765	\$ 2,390.53	\$ 2,490.48	4.18%	\$ 5,290.77	\$ 5,390.72	1.89%	\$ 1,250.42	\$ 1,284.58
MGS-S Customer 7766	\$ 10,260.48	\$ 10,421.42	1.57%	\$ 38,995.51	\$ 39,156.45	0.41%	\$ 3,836.50	\$ 4,002.40
MGS-S Customer 7767	\$ 11,621.93	\$ 11,848.21	1.95%	\$ 36,999.89	\$ 37,226.17	0.61%	\$ 4,776.81	\$ 4,863.95
MGS-S Customer 7768	\$ 30,804.69	\$ 31,306.99	1.63%	\$ 50,713.99	\$ 51,216.29	0.99%	\$ 12,636.05	\$ 12,795.55
MGS-S Customer 7769	\$ 3,376.70	\$ 3,507.48	3.87%	\$ 9,570.36	\$ 9,701.14	1.37%	\$ 1,684.83	\$ 1,751.94
MGS-S Customer 7770	\$ 3,575.05	\$ 3,706.93	3.69%	\$ 9,461.23	\$ 9,593.11	1.39%	\$ 1,759.32	\$ 1,821.99
MGS-S Customer 7771	\$ 43,448.79	\$ 43,808.85	0.83%	\$ 162,013.34	\$ 162,373.40	0.22%	\$ 14,774.09	\$ 15,293.06
MGS-S Customer 7772	\$ 15,526.67	\$ 15,712.24	1.20%	\$ 46,281.88	\$ 46,467.45	0.40%	\$ 5,591.12	\$ 5,831.59
MGS-S Customer 7773	\$ 18,238.99	\$ 18,437.64	1.09%	\$ 45,863.37	\$ 46,062.02	0.43%	\$ 6,522.67	\$ 6,803.69
MGS-S Customer 7774	\$ 5,392.01	\$ 5,531.95	2.60%	\$ 17,776.71	\$ 17,916.65	0.79%	\$ 2,330.41	\$ 2,410.17
MGS-S Customer 7775	\$ 17,596.97	\$ 17,793.70	1.12%	\$ 47,077.00	\$ 47,273.73	0.42%	\$ 6,290.78	\$ 6,580.43
MGS-S Customer 7776	\$ 29,856.62	\$ 30,104.24	0.83%	\$ 115,088.17	\$ 115,335.79	0.22%	\$ 10,018.32	\$ 10,462.48
MGS-S Customer 7777	\$ 2,493.08	\$ 2,593.67	4.03%	\$ 5,123.43	\$ 5,224.02	1.96%	\$ 1,291.96	\$ 1,320.97
MGS-S Customer 7778	\$ 1,627.15	\$ 1,749.78	7.54%	\$ 4,963.65	\$ 5,086.28	2.47%	\$ 1,109.04	\$ 1,162.02
MGS-S Customer 7779	\$ 7,143.43	\$ 7,264.40	1.69%	\$ 23,550.32	\$ 23,671.29	0.51%	\$ 2,749.96	\$ 2,853.15
MGS-S Customer 7780	\$ 4,873.16	\$ 4,984.09	2.28%	\$ 12,840.54	\$ 12,951.47	0.86%	\$ 2,038.81	\$ 2,120.45
MGS-S Customer 7781	\$ 7,794.57	\$ 7,946.21	1.95%	\$ 13,562.60	\$ 13,714.24	1.12%	\$ 3,170.88	\$ 3,301.74
MGS-S Customer 7782	\$ 5,538.52	\$ 5,652.21	2.05%	\$ 15,479.46	\$ 15,593.15	0.73%	\$ 2,240.34	\$ 2,341.59
MGS-S Customer 7783	\$ 4,630.62	\$ 4,767.25	2.95%	\$ 11,686.86	\$ 11,823.49	1.17%	\$ 2,100.42	\$ 2,184.65
MGS-S Customer 7784	\$ 14,379.52	\$ 14,561.97	1.27%	\$ 29,375.48	\$ 29,557.93	0.62%	\$ 5,347.79	\$ 5,533.19
MGS-S Customer 7785	\$ 4,601.48	\$ 4,737.09	2.95%	\$ 17,426.43	\$ 17,562.04	0.78%	\$ 2,036.83	\$ 2,137.18
MGS-S Customer 7786	\$ 6,418.23	\$ 6,535.94	1.83%	\$ 20,842.76	\$ 20,960.47	0.56%	\$ 2,518.53	\$ 2,613.83
MGS-S Customer 7787	\$ 31,403.70	\$ 31,683.91	0.89%	\$ 123,696.75	\$ 123,976.96	0.23%	\$ 10,777.84	\$ 11,071.04
MGS-S Customer 7788	\$ 4,555.18	\$ 4,664.95	2.41%	\$ 10,135.82	\$ 10,245.59	1.08%	\$ 1,953.04	\$ 2,024.89
MGS-S Customer 7789	\$ 9,496.79	\$ 9,655.21	1.67%	\$ 36,627.56	\$ 36,785.98	0.43%	\$ 3,632.03	\$ 3,735.21
MGS-S Customer 7790	\$ 10,128.06	\$ 10,289.43	1.59%	\$ 32,640.86	\$ 32,802.23	0.49%	\$ 3,854.83	\$ 3,994.93
MGS-S Customer 7791	\$ 6,037.60	\$ 6,180.68	2.37%	\$ 16,664.12	\$ 16,807.20	0.86%	\$ 2,555.83	\$ 2,649.68
MGS-S Customer 7792	\$ 3,622.98	\$ 3,754.84	3.64%	\$ 8,545.46	\$ 8,677.32	1.54%	\$ 1,767.05	\$ 1,849.77
MGS-S Customer 7793	\$ 22,398.99	\$ 22,614.85	0.96%	\$ 87,232.19	\$ 87,448.05	0.25%	\$ 7,716.84	\$ 7,979.96
MGS-S Customer 7794	\$ 4,250.99	\$ 4,385.78	3.17%	\$ 11,646.93	\$ 11,781.72	1.16%	\$ 1,970.03	\$ 2,049.48
MGS-S Customer 7795	\$ 3,888.34	\$ 3,994.54	2.73%	\$ 12,955.05	\$ 13,061.25	0.82%	\$ 1,701.27	\$ 1,767.63
MGS-S Customer 7796	\$ 6,384.88	\$ 6,528.92	2.26%	\$ 21,848.52	\$ 21,992.56	0.66%	\$ 2,629.88	\$ 2,739.31
MGS-S Customer 7797	\$ 7,899.88	\$ 8,051.16	1.91%	\$ 24,970.87	\$ 25,122.15	0.61%	\$ 3,138.98	\$ 3,255.08

Customer	Delivery 1/24 Prices	Delivery 8/24 Prices	Delivery % Difference	Bundled 1/24 Prices	Bundled 8/24 Prices	Bundled % Difference	Distribution 8/24 Prices	Distribution 1/25 Prices
MGS-S Customer 7798	\$ 9,643.75	\$ 9,802.61	1.65%	\$ 38,565.37	\$ 38,724.23	0.41%	\$ 3,665.23	\$ 3,774.94
MGS-S Customer 7799	\$ 15,206.71	\$ 15,391.03	1.21%	\$ 54,687.09	\$ 54,871.41	0.34%	\$ 5,472.18	\$ 5,643.97
MGS-S Customer 7800	\$ 8,716.47	\$ 8,844.23	1.47%	\$ 32,598.95	\$ 32,726.71	0.39%	\$ 3,231.13	\$ 3,349.32
MGS-S Customer 7801	\$ 2,938.64	\$ 3,040.70	3.47%	\$ 7,939.96	\$ 8,042.02	1.29%	\$ 1,407.78	\$ 1,464.85
MGS-S Customer 7802	\$ 20,795.23	\$ 21,004.59	1.01%	\$ 77,406.02	\$ 77,615.38	0.27%	\$ 7,246.64	\$ 7,473.92
MGS-S Customer 7803	\$ 9,962.38	\$ 10,121.90	1.60%	\$ 36,028.21	\$ 36,187.73	0.44%	\$ 3,742.64	\$ 3,920.42
MGS-S Customer 7804	\$ 4,713.66	\$ 4,823.88	2.34%	\$ 11,741.33	\$ 11,851.55	0.94%	\$ 1,989.33	\$ 2,071.97
MGS-S Customer 7805	\$ 7,413.62	\$ 7,535.69	1.65%	\$ 26,855.24	\$ 26,977.31	0.45%	\$ 2,825.23	\$ 2,924.60
MGS-S Customer 7806	\$ 3,819.39	\$ 3,951.62	3.46%	\$ 10,446.68	\$ 10,578.91	1.27%	\$ 1,804.21	\$ 1,911.07
MGS-S Customer 7807	\$ 6,356.22	\$ 6,501.01	2.28%	\$ 16,980.00	\$ 17,124.79	0.85%	\$ 2,672.18	\$ 2,758.67
MGS-S Customer 7808	\$ 22,669.95	\$ 22,890.41	0.97%	\$ 51,747.77	\$ 51,968.23	0.43%	\$ 8,047.79	\$ 8,331.56
MGS-S Customer 7809	\$ 4,454.89	\$ 4,590.57	3.05%	\$ 13,920.15	\$ 14,055.83	0.97%	\$ 2,030.13	\$ 2,104.48
MGS-S Customer 7810	\$ 4,585.36	\$ 4,694.60	2.38%	\$ 16,129.53	\$ 16,238.77	0.68%	\$ 1,918.30	\$ 1,993.97
MGS-S Customer 7811	\$ 8,857.91	\$ 9,012.92	1.75%	\$ 35,468.66	\$ 35,623.67	0.44%	\$ 3,400.70	\$ 3,520.87
MGS-S Customer 7812	\$ 4,377.67	\$ 4,512.84	3.09%	\$ 14,280.67	\$ 14,415.84	0.95%	\$ 1,996.82	\$ 2,075.53
MGS-S Customer 7813	\$ 5,898.31	\$ 6,040.73	2.41%	\$ 17,629.76	\$ 17,772.18	0.81%	\$ 2,506.13	\$ 2,591.75
MGS-S Customer 7814	\$ 4,346.85	\$ 4,454.87	2.49%	\$ 13,047.23	\$ 13,155.25	0.83%	\$ 1,841.02	\$ 1,935.37
MGS-S Customer 7815	\$ 7,346.11	\$ 7,494.59	2.02%	\$ 24,046.89	\$ 24,195.37	0.62%	\$ 2,945.73	\$ 3,066.56
MGS-S Customer 7816	\$ 8,543.88	\$ 8,698.22	1.81%	\$ 27,159.26	\$ 27,313.60	0.57%	\$ 3,352.21	\$ 3,467.43
MGS-S Customer 7817	\$ 8,213.79	\$ 8,365.94	1.85%	\$ 29,159.01	\$ 29,311.16	0.52%	\$ 3,207.24	\$ 3,340.23
MGS-S Customer 7818	\$ 5,251.68	\$ 5,364.65	2.15%	\$ 10,780.78	\$ 10,893.75	1.05%	\$ 2,183.49	\$ 2,270.14
MGS-S Customer 7819	\$ 3,709.00	\$ 3,814.50	2.84%	\$ 10,904.18	\$ 11,009.68	0.97%	\$ 1,652.32	\$ 1,718.64
MGS-S Customer 7820	\$ 4,751.82	\$ 4,889.08	2.89%	\$ 9,803.76	\$ 9,941.02	1.40%	\$ 2,149.32	\$ 2,242.91
MGS-S Customer 7821	\$ 6,638.29	\$ 6,783.96	2.19%	\$ 18,355.11	\$ 18,500.78	0.79%	\$ 2,743.72	\$ 2,853.94
MGS-S Customer 7822	\$ 2,699.71	\$ 2,827.65	4.74%	\$ 6,038.72	\$ 6,166.66	2.12%	\$ 1,480.17	\$ 1,534.47
MGS-S Customer 7823	\$ 6,296.92	\$ 6,441.18	2.29%	\$ 13,790.33	\$ 13,934.59	1.05%	\$ 2,649.12	\$ 2,767.04
MGS-S Customer 7824	\$ 3,835.82	\$ 3,942.04	2.77%	\$ 10,738.26	\$ 10,844.48	0.99%	\$ 1,700.75	\$ 1,764.07
MGS-S Customer 7825	\$ 3,471.25	\$ 3,602.44	3.78%	\$ 8,546.50	\$ 8,677.69	1.54%	\$ 1,717.93	\$ 1,794.77
MGS-S Customer 7826	\$ 7,475.95	\$ 7,627.42	2.03%	\$ 17,659.13	\$ 17,810.60	0.86%	\$ 3,043.41	\$ 3,171.39
MGS-S Customer 7827	\$ 5,033.83	\$ 5,144.68	2.20%	\$ 18,362.46	\$ 18,473.31	0.60%	\$ 2,041.82	\$ 2,142.32
MGS-S Customer 7828	\$ 3,522.80	\$ 3,627.06	2.96%	\$ 14,905.86	\$ 15,010.12	0.70%	\$ 1,562.68	\$ 1,623.11
MGS-S Customer 7829	\$ 3,905.46	\$ 4,012.31	2.74%	\$ 9,664.35	\$ 9,771.20	1.11%	\$ 1,740.89	\$ 1,794.16
MGS-S Customer 7830	\$ 9,142.62	\$ 9,299.65	1.72%	\$ 30,679.04	\$ 30,836.07	0.51%	\$ 3,539.74	\$ 3,654.40
MGS-S Customer 7831	\$ 13,571.01	\$ 13,746.36	1.29%	\$ 50,839.25	\$ 51,014.60	0.34%	\$ 4,872.97	\$ 5,105.05
MGS-S Customer 7832	\$ 5,884.88	\$ 6,028.24	2.44%	\$ 7,828.96	\$ 7,972.32	1.83%	\$ 2,571.35	\$ 2,656.20
MGS-S Customer 7833	\$ 3,600.44	\$ 3,732.23	3.66%	\$ 11,132.13	\$ 11,263.92	1.18%	\$ 1,754.25	\$ 1,819.77
MGS-S Customer 7834	\$ 3,608.79	\$ 3,740.54	3.65%	\$ 10,834.82	\$ 10,966.57	1.22%	\$ 1,754.37	\$ 1,826.19
MGS-S Customer 7835	\$ 41,126.89	\$ 41,426.13	0.73%	\$ 161,377.97	\$ 161,677.21	0.19%	\$ 13,644.88	\$ 14,135.42
MGS-S Customer 7836	\$ 3,994.86	\$ 4,101.41	2.67%	\$ 16,177.65	\$ 16,284.20	0.66%	\$ 1,722.22	\$ 1,780.87
MGS-S Customer 7837	\$ 16,803.78	\$ 16,996.06	1.14%	\$ 63,418.79	\$ 63,611.07	0.30%	\$ 5,912.38	\$ 6,187.22

Customer	Delivery 1/24 Prices	Delivery 8/24 Prices	Delivery % Difference	Bundled 1/24 Prices	Bundled 8/24 Prices	Bundled % Difference	Distribution 8/24 Prices	Distribution 1/25 Prices
MGS-S Customer 7838	\$ 6,183.16	\$ 6,326.71	2.32%	\$ 17,013.98	\$ 17,157.53	0.84%	\$ 2,594.80	\$ 2,701.52
MGS-S Customer 7839	\$ 10,596.80	\$ 10,759.60	1.54%	\$ 40,724.93	\$ 40,887.73	0.40%	\$ 3,957.77	\$ 4,105.27
MGS-S Customer 7840	\$ 4,445.78	\$ 4,581.23	3.05%	\$ 15,930.08	\$ 16,065.53	0.85%	\$ 2,013.69	\$ 2,086.75
MGS-S Customer 7841	\$ 9,943.19	\$ 10,103.90	1.62%	\$ 34,701.84	\$ 34,862.55	0.46%	\$ 3,796.21	\$ 3,908.98
MGS-S Customer 7842	\$ 8,346.25	\$ 8,499.77	1.84%	\$ 24,860.21	\$ 25,013.73	0.62%	\$ 3,296.23	\$ 3,414.35
MGS-S Customer 7843	\$ 538.56	\$ 629.64	16.91%	\$ 538.56	\$ 629.64	16.91%	\$ 629.64	\$ 662.11
MGS-S Customer 7844	\$ 5,275.28	\$ 5,414.42	2.64%	\$ 19,535.39	\$ 19,674.53	0.71%	\$ 2,275.15	\$ 2,356.79
MGS-S Customer 7845	\$ 2,774.71	\$ 2,902.82	4.62%	\$ 7,366.74	\$ 7,494.85	1.74%	\$ 1,494.03	\$ 1,552.53
MGS-S Customer 7846	\$ 4,744.98	\$ 4,882.16	2.89%	\$ 10,893.17	\$ 11,030.35	1.26%	\$ 2,141.98	\$ 2,232.01
MGS-S Customer 7847	\$ 7,156.08	\$ 7,275.61	1.67%	\$ 37,725.27	\$ 37,844.80	0.32%	\$ 2,650.86	\$ 2,758.18
MGS-S Customer 7848	\$ 6,270.85	\$ 6,414.30	2.29%	\$ 22,553.42	\$ 22,696.87	0.64%	\$ 2,587.34	\$ 2,693.16
MGS-S Customer 7849	\$ 20,659.60	\$ 20,868.51	1.01%	\$ 66,209.67	\$ 66,418.58	0.32%	\$ 7,238.14	\$ 7,516.10
MGS-S Customer 7850	\$ 19,916.09	\$ 20,118.73	1.02%	\$ 77,651.24	\$ 77,853.88	0.26%	\$ 6,834.72	\$ 7,188.13
MGS-S Customer 7851	\$ 15,191.29	\$ 15,375.78	1.21%	\$ 54,420.29	\$ 54,604.78	0.34%	\$ 5,478.54	\$ 5,637.66
MGS-S Customer 7852	\$ 49,531.31	\$ 49,923.17	0.79%	\$ 216,191.72	\$ 216,583.58	0.18%	\$ 16,581.58	\$ 17,109.67
MGS-S Customer 7853	\$ 13,353.52	\$ 13,503.90	1.13%	\$ 30,177.70	\$ 30,328.08	0.50%	\$ 4,839.93	\$ 5,022.19
MGS-S Customer 7854	\$ 12,105.31	\$ 12,276.62	1.42%	\$ 33,655.44	\$ 33,826.75	0.51%	\$ 4,548.72	\$ 4,687.59
MGS-S Customer 7855	\$ 3,789.69	\$ 3,922.40	3.50%	\$ 10,919.74	\$ 11,052.45	1.22%	\$ 1,819.94	\$ 1,889.06
MGS-S Customer 7856	\$ 8,447.55	\$ 8,574.24	1.50%	\$ 32,214.39	\$ 32,341.08	0.39%	\$ 3,149.93	\$ 3,253.71
MGS-S Customer 7857	\$ 44,201.82	\$ 44,516.27	0.71%	\$ 151,481.69	\$ 151,796.14	0.21%	\$ 14,742.70	\$ 15,311.06
MGS-S Customer 7858	\$ 10,259.93	\$ 10,421.48	1.57%	\$ 32,874.99	\$ 33,036.54	0.49%	\$ 3,879.01	\$ 4,045.71
MGS-S Customer 7859	\$ 5,166.11	\$ 5,304.60	2.68%	\$ 15,288.73	\$ 15,427.22	0.91%	\$ 2,243.45	\$ 2,354.56
MGS-S Customer 7860	\$ 4,436.55	\$ 4,572.01	3.05%	\$ 12,223.96	\$ 12,359.42	1.11%	\$ 2,022.41	\$ 2,113.64
MGS-S Customer 7861	\$ 4,706.81	\$ 4,817.93	2.36%	\$ 11,663.18	\$ 11,774.30	0.95%	\$ 2,028.51	\$ 2,058.79
MGS-S Customer 7862	\$ 14,160.33	\$ 14,338.81	1.26%	\$ 52,872.86	\$ 53,051.34	0.34%	\$ 5,082.47	\$ 5,295.13
MGS-S Customer 7863	\$ 5,951.84	\$ 6,093.80	2.39%	\$ 21,884.77	\$ 22,026.73	0.65%	\$ 2,481.41	\$ 2,584.31
MGS-S Customer 7864	\$ 16,143.86	\$ 16,333.57	1.18%	\$ 43,896.22	\$ 44,085.93	0.43%	\$ 5,860.47	\$ 6,057.67
MGS-S Customer 7865	\$ 1,971.11	\$ 2,069.30	4.98%	\$ 4,758.12	\$ 4,856.31	2.06%	\$ 1,119.33	\$ 1,136.08
MGS-S Customer 7866	\$ 14,201.83	\$ 14,381.40	1.26%	\$ 48,192.99	\$ 48,372.56	0.37%	\$ 5,148.45	\$ 5,337.95
MGS-S Customer 7867	\$ 26,412.99	\$ 26,652.93	0.91%	\$ 39,379.63	\$ 39,619.57	0.61%	\$ 9,427.60	\$ 9,753.57
MGS-S Customer 7868	\$ 2,985.03	\$ 3,113.95	4.32%	\$ 9,086.02	\$ 9,214.94	1.42%	\$ 1,552.54	\$ 1,615.88
MGS-S Customer 7869	\$ 6,750.60	\$ 6,896.65	2.16%	\$ 21,271.68	\$ 21,417.73	0.69%	\$ 2,767.78	\$ 2,871.69
MGS-S Customer 7870	\$ 8,011.37	\$ 8,135.90	1.55%	\$ 24,975.64	\$ 25,100.17	0.50%	\$ 3,016.29	\$ 3,158.89
MGS-S Customer 7871	\$ 5,898.30	\$ 6,013.55	1.95%	\$ 15,190.56	\$ 15,305.81	0.76%	\$ 2,357.01	\$ 2,474.55
MGS-S Customer 7872	\$ 3,262.33	\$ 3,366.06	3.18%	\$ 7,794.03	\$ 7,897.76	1.33%	\$ 1,524.37	\$ 1,580.24
MGS-S Customer 7873	\$ 3,899.80	\$ 4,006.24	2.73%	\$ 11,109.04	\$ 11,215.48	0.96%	\$ 1,718.42	\$ 1,784.75
MGS-S Customer 7874	\$ 6,258.74	\$ 6,402.01	2.29%	\$ 24,207.28	\$ 24,350.55	0.59%	\$ 2,572.99	\$ 2,676.72
MGS-S Customer 7875	\$ 4,052.39	\$ 4,159.38	2.64%	\$ 12,056.67	\$ 12,163.66	0.89%	\$ 1,759.96	\$ 1,833.66
MGS-S Customer 7876	\$ 6,384.73	\$ 6,502.74	1.85%	\$ 16,691.31	\$ 16,809.32	0.71%	\$ 2,537.92	\$ 2,630.84
MGS-S Customer 7877	\$ 7,914.01	\$ 8,066.29	1.92%	\$ 20,551.57	\$ 20,703.85	0.74%	\$ 3,196.14	\$ 3,285.62

Customer	Delivery 1/24 Prices	Delivery 8/24 Prices	Delivery % Difference	Bundled 1/24 Prices	Bundled 8/24 Prices	Bundled % Difference	Distribution 8/24 Prices	Distribution 1/25 Prices
MGS-S Customer 7878	\$ 3,209.02	\$ 3,340.89	4.11%	\$ 7,939.54	\$ 8,071.41	1.66%	\$ 1,643.77	\$ 1,718.68
MGS-S Customer 7879	\$ 31,067.64	\$ 31,323.79	0.82%	\$ 118,072.57	\$ 118,328.72	0.22%	\$ 10,524.36	\$ 10,847.72
MGS-S Customer 7880	\$ 10,823.89	\$ 10,988.63	1.52%	\$ 36,297.83	\$ 36,462.57	0.45%	\$ 4,084.71	\$ 4,212.84
MGS-S Customer 7881	\$ 3,161.19	\$ 3,291.31	4.12%	\$ 7,115.28	\$ 7,245.40	1.83%	\$ 1,633.61	\$ 1,690.89
MGS-S Customer 7882	\$ 4,401.72	\$ 4,510.57	2.47%	\$ 11,663.06	\$ 11,771.91	0.93%	\$ 1,888.59	\$ 1,959.55
MGS-S Customer 7883	\$ 40,488.22	\$ 40,786.04	0.74%	\$ 141,131.66	\$ 141,429.48	0.21%	\$ 13,551.45	\$ 14,055.52
MGS-S Customer 7884	\$ 5,799.76	\$ 5,914.37	1.98%	\$ 20,710.37	\$ 20,824.98	0.55%	\$ 2,301.52	\$ 2,395.49
MGS-S Customer 7885	\$ 2,569.29	\$ 2,669.21	3.89%	\$ 10,878.54	\$ 10,978.46	0.92%	\$ 1,257.52	\$ 1,312.91
MGS-S Customer 7886	\$ 3,976.08	\$ 4,109.69	3.36%	\$ 10,356.56	\$ 10,490.17	1.29%	\$ 1,885.74	\$ 1,960.19
MGS-S Customer 7887	\$ 9,814.44	\$ 9,946.96	1.35%	\$ 38,618.03	\$ 38,750.55	0.34%	\$ 3,568.29	\$ 3,697.96
MGS-S Customer 7888	\$ 3,424.47	\$ 3,555.68	3.83%	\$ 8,393.57	\$ 8,524.78	1.56%	\$ 1,712.68	\$ 1,776.47
MGS-S Customer 7889	\$ 5,227.88	\$ 5,366.99	2.66%	\$ 14,259.28	\$ 14,398.39	0.98%	\$ 2,281.44	\$ 2,381.29
MGS-S Customer 7890	\$ 7,866.08	\$ 7,989.13	1.56%	\$ 38,941.00	\$ 39,064.05	0.32%	\$ 2,895.50	\$ 3,000.46
MGS-S Customer 7891	\$ 5,999.91	\$ 6,116.81	1.95%	\$ 15,150.72	\$ 15,267.62	0.77%	\$ 2,443.06	\$ 2,497.09
MGS-S Customer 7892	\$ 5,824.69	\$ 5,966.85	2.44%	\$ 13,242.34	\$ 13,384.50	1.07%	\$ 2,496.56	\$ 2,600.74
MGS-S Customer 7893	\$ 1,823.87	\$ 1,920.92	5.32%	\$ 5,827.67	\$ 5,924.72	1.67%	\$ 1,046.97	\$ 1,079.87
MGS-S Customer 7894	\$ 11,515.28	\$ 11,681.82	1.45%	\$ 48,088.79	\$ 48,255.33	0.35%	\$ 4,223.41	\$ 4,380.41
MGS-S Customer 7895	\$ 3,590.01	\$ 3,722.17	3.68%	\$ 7,486.17	\$ 7,618.33	1.77%	\$ 1,778.59	\$ 1,841.27
MGS-S Customer 7896	\$ 9,472.81	\$ 9,631.49	1.68%	\$ 30,413.57	\$ 30,572.25	0.52%	\$ 3,656.20	\$ 3,773.83
MGS-S Customer 7897	\$ 4,688.24	\$ 4,825.08	2.92%	\$ 11,361.24	\$ 11,498.08	1.20%	\$ 2,118.06	\$ 2,208.75
MGS-S Customer 7898	\$ 25,009.84	\$ 25,236.72	0.91%	\$ 104,793.30	\$ 105,020.18	0.22%	\$ 8,489.55	\$ 8,789.56
MGS-S Customer 7899	\$ 11,300.33	\$ 11,467.45	1.48%	\$ 34,230.76	\$ 34,397.88	0.49%	\$ 4,256.87	\$ 4,399.24
MGS-S Customer 7900	\$ 3,489.63	\$ 3,594.38	3.00%	\$ 9,895.02	\$ 9,999.77	1.06%	\$ 1,593.23	\$ 1,644.96
MGS-S Customer 7901	\$ 2,747.12	\$ 2,848.59	3.69%	\$ 6,419.78	\$ 6,521.25	1.58%	\$ 1,361.02	\$ 1,404.96
MGS-S Customer 7902	\$ 4,511.43	\$ 4,647.73	3.02%	\$ 9,487.16	\$ 9,623.46	1.44%	\$ 2,076.49	\$ 2,157.27
MGS-S Customer 7903	\$ 3,238.31	\$ 3,368.00	4.00%	\$ 10,263.81	\$ 10,393.50	1.26%	\$ 1,616.43	\$ 1,702.02
MGS-S Customer 7904	\$ 3,903.26	\$ 4,036.98	3.43%	\$ 8,777.06	\$ 8,910.78	1.52%	\$ 1,885.18	\$ 1,941.72
MGS-S Customer 7905	\$ 29,293.03	\$ 29,539.22	0.84%	\$ 125,841.26	\$ 126,087.45	0.20%	\$ 9,853.62	\$ 10,156.24
MGS-S Customer 7906	\$ 16,750.13	\$ 16,941.83	1.14%	\$ 56,852.11	\$ 57,043.81	0.34%	\$ 5,993.49	\$ 6,177.86
MGS-S Customer 7907	\$ 10,390.40	\$ 10,551.15	1.55%	\$ 49,912.60	\$ 50,073.35	0.32%	\$ 3,816.31	\$ 3,968.07
MGS-S Customer 7908	\$ 4,795.62	\$ 4,906.27	2.31%	\$ 9,672.62	\$ 9,783.27	1.14%	\$ 2,024.55	\$ 2,117.96
MGS-S Customer 7909	\$ 4,186.49	\$ 4,343.89	3.76%	\$ 12,961.94	\$ 13,119.34	1.21%	\$ 2,111.46	\$ 2,163.32
MGS-S Customer 7910	\$ 3,859.59	\$ 3,965.86	2.75%	\$ 10,770.60	\$ 10,876.87	0.99%	\$ 1,706.37	\$ 1,772.96
MGS-S Customer 7911	\$ 3,234.29	\$ 3,337.90	3.20%	\$ 8,353.30	\$ 8,456.91	1.24%	\$ 1,513.78	\$ 1,565.44
MGS-S Customer 7912	\$ 3,342.41	\$ 3,473.18	3.91%	\$ 9,707.92	\$ 9,838.69	1.35%	\$ 1,679.35	\$ 1,736.72
MGS-S Customer 7913	\$ 5,102.53	\$ 5,214.93	2.20%	\$ 9,296.81	\$ 9,409.21	1.21%	\$ 2,142.88	\$ 2,227.36
MGS-S Customer 7914	\$ 5,650.40	\$ 5,764.69	2.02%	\$ 17,530.51	\$ 17,644.80	0.65%	\$ 2,276.08	\$ 2,363.76
MGS-S Customer 7915	\$ 4,269.73	\$ 4,377.87	2.53%	\$ 10,823.21	\$ 10,931.35	1.00%	\$ 1,842.22	\$ 1,920.29
MGS-S Customer 7916	\$ 2,529.04	\$ 2,629.77	3.98%	\$ 4,901.15	\$ 5,001.88	2.06%	\$ 1,303.77	\$ 1,335.96
MGS-S Customer 7917	\$ 3,315.13	\$ 3,445.87	3.94%	\$ 5,975.19	\$ 6,105.93	2.19%	\$ 1,684.28	\$ 1,756.75

Customer	Delivery 1/24 Prices	Delivery 8/24 Prices	Delivery % Difference	Bundled 1/24 Prices	Bundled 8/24 Prices	Bundled % Difference	Distribution 8/24 Prices	Distribution 1/25 Prices
MGS-S Customer 7918	\$ 10,932.85	\$ 11,097.81	1.51%	\$ 37,570.00	\$ 37,734.96	0.44%	\$ 4,105.37	\$ 4,244.86
MGS-S Customer 7919	\$ 4,298.73	\$ 4,433.58	3.14%	\$ 12,283.48	\$ 12,418.33	1.10%	\$ 1,977.50	\$ 2,063.23
MGS-S Customer 7920	\$ 6,300.22	\$ 6,419.77	1.90%	\$ 14,536.35	\$ 14,655.90	0.82%	\$ 2,600.60	\$ 2,594.88
MGS-S Customer 7921	\$ 6,578.02	\$ 6,723.42	2.21%	\$ 19,552.89	\$ 19,698.29	0.74%	\$ 2,720.96	\$ 2,822.17
MGS-S Customer 7922	\$ 7,381.87	\$ 7,531.03	2.02%	\$ 23,340.05	\$ 23,489.21	0.64%	\$ 2,981.76	\$ 3,079.17
MGS-S Customer 7923	\$ 7,012.25	\$ 7,133.27	1.73%	\$ 16,931.82	\$ 17,052.84	0.71%	\$ 2,752.10	\$ 2,853.08
MGS-S Customer 7924	\$ 13,839.81	\$ 14,016.49	1.28%	\$ 60,244.34	\$ 60,421.02	0.29%	\$ 4,942.41	\$ 5,122.40
MGS-S Customer 7925	\$ 4,850.20	\$ 4,987.22	2.83%	\$ 17,848.83	\$ 17,985.85	0.77%	\$ 2,130.57	\$ 2,219.87
MGS-S Customer 7926	\$ 7,049.44	\$ 7,170.62	1.72%	\$ 17,598.72	\$ 17,719.90	0.69%	\$ 2,762.49	\$ 2,860.99
MGS-S Customer 7927	\$ 5,063.51	\$ 5,201.86	2.73%	\$ 8,034.37	\$ 8,172.72	1.72%	\$ 2,242.42	\$ 2,374.01
MGS-S Customer 7928	\$ 711.94	\$ 803.79	12.90%	\$ 954.75	\$ 1,046.60	9.62%	\$ 685.23	\$ 721.34
MGS-S Customer 7929	\$ 8,792.68	\$ 8,948.11	1.77%	\$ 25,956.80	\$ 26,112.23	0.60%	\$ 3,436.01	\$ 3,567.56
MGS-S Customer 7930	\$ 8,640.62	\$ 8,795.31	1.79%	\$ 28,083.73	\$ 28,238.42	0.55%	\$ 3,377.62	\$ 3,495.77
MGS-S Customer 7931	\$ 8,915.15	\$ 9,070.22	1.74%	\$ 37,389.66	\$ 37,544.73	0.41%	\$ 3,406.08	\$ 3,527.89
MGS-S Customer 7932	\$ 12,464.97	\$ 12,635.71	1.37%	\$ 48,051.25	\$ 48,221.99	0.36%	\$ 4,532.47	\$ 4,724.51
MGS-S Customer 7933	\$ 5,454.04	\$ 5,594.38	2.57%	\$ 14,033.87	\$ 14,174.21	1.00%	\$ 2,365.60	\$ 2,462.28
MGS-S Customer 7934	\$ 6,767.69	\$ 6,913.88	2.16%	\$ 20,141.11	\$ 20,287.30	0.73%	\$ 2,778.97	\$ 2,886.54
MGS-S Customer 7935	\$ 2,222.27	\$ 2,347.60	5.64%	\$ 6,717.75	\$ 6,843.08	1.87%	\$ 1,301.08	\$ 1,362.04
MGS-S Customer 7936	\$ 4,731.04	\$ 4,841.42	2.33%	\$ 13,197.63	\$ 13,308.01	0.84%	\$ 1,995.03	\$ 2,065.10
MGS-S Customer 7937	\$ 10,198.28	\$ 10,359.01	1.58%	\$ 37,818.09	\$ 37,978.82	0.43%	\$ 3,822.39	\$ 3,988.83
MGS-S Customer 7938	\$ 16,680.38	\$ 16,870.45	1.14%	\$ 52,778.56	\$ 52,968.63	0.36%	\$ 5,923.03	\$ 6,202.54
MGS-S Customer 7939	\$ 4,509.01	\$ 4,645.06	3.02%	\$ 10,644.63	\$ 10,780.68	1.28%	\$ 2,062.11	\$ 2,149.69
MGS-S Customer 7940	\$ 2,403.21	\$ 2,503.30	4.16%	\$ 4,019.47	\$ 4,119.56	2.49%	\$ 1,260.90	\$ 1,298.90
MGS-S Customer 7941	\$ 7,497.54	\$ 7,646.55	1.99%	\$ 27,733.52	\$ 27,882.53	0.54%	\$ 2,979.11	\$ 3,092.47
MGS-S Customer 7942	\$ 7,364.84	\$ 7,514.34	2.03%	\$ 15,109.86	\$ 15,259.36	0.99%	\$ 3,016.54	\$ 3,136.21
MGS-S Customer 7943	\$ 6,139.39	\$ 6,283.43	2.35%	\$ 13,947.48	\$ 14,091.52	1.03%	\$ 2,618.74	\$ 2,702.85
MGS-S Customer 7944	\$ 1,934.75	\$ 2,058.92	6.42%	\$ 4,869.16	\$ 4,993.33	2.55%	\$ 1,217.50	\$ 1,271.91
MGS-S Customer 7945	\$ 3,255.77	\$ 3,359.09	3.17%	\$ 12,379.95	\$ 12,483.27	0.83%	\$ 1,493.34	\$ 1,544.42
MGS-S Customer 7946	\$ 3,958.37	\$ 4,091.42	3.36%	\$ 10,492.31	\$ 10,625.36	1.27%	\$ 1,857.85	\$ 1,958.65
MGS-S Customer 7947	\$ 4,922.70	\$ 5,034.23	2.27%	\$ 14,910.94	\$ 15,022.47	0.75%	\$ 2,066.16	\$ 2,116.60
MGS-S Customer 7948	\$ 26,525.48	\$ 26,763.12	0.90%	\$ 108,155.44	\$ 108,393.08	0.22%	\$ 9,064.88	\$ 9,305.50
MGS-S Customer 7949	\$ 5,636.46	\$ 5,777.18	2.50%	\$ 19,801.96	\$ 19,942.68	0.71%	\$ 2,391.09	\$ 2,485.56
MGS-S Customer 7950	\$ 4,993.62	\$ 5,131.68	2.76%	\$ 13,211.46	\$ 13,349.52	1.05%	\$ 2,206.93	\$ 2,305.48
MGS-S Customer 7951	\$ 4,809.14	\$ 4,919.84	2.30%	\$ 12,707.50	\$ 12,818.20	0.87%	\$ 2,020.56	\$ 2,097.76
MGS-S Customer 7952	\$ 1,346.88	\$ 1,441.53	7.03%	\$ 3,403.63	\$ 3,498.28	2.78%	\$ 885.40	\$ 930.84
MGS-S Customer 7953	\$ 60,237.10	\$ 60,666.67	0.71%	\$ 103,319.07	\$ 103,748.64	0.42%	\$ 20,837.73	\$ 21,584.44
MGS-S Customer 7954	\$ 3,170.67	\$ 3,273.76	3.25%	\$ 9,715.92	\$ 9,819.01	1.06%	\$ 1,479.05	\$ 1,533.97
MGS-S Customer 7955	\$ 13,741.17	\$ 13,889.52	1.08%	\$ 71,140.27	\$ 71,288.62	0.21%	\$ 4,693.94	\$ 4,867.63
MGS-S Customer 7956	\$ 5,142.41	\$ 5,253.94	2.17%	\$ 17,226.94	\$ 17,338.47	0.65%	\$ 2,088.80	\$ 2,188.67
MGS-S Customer 7957	\$ 9,617.77	\$ 9,776.32	1.65%	\$ 37,795.19	\$ 37,953.74	0.42%	\$ 3,650.21	\$ 3,774.30

Internal Use

Customer	Delivery 1/24 Prices	Delivery 8/24 Prices	Delivery % Difference	Bundled 1/24 Prices	Bundled 8/24 Prices	Bundled % Difference	Distribution 8/24 Prices	Distribution 1/25 Prices
MGS-S Customer 7958	\$ 919.84	\$ 1,012.61	10.09%	\$ 1,518.12	\$ 1,610.89	6.11%	\$ 751.46	\$ 791.90
MGS-S Customer 7959	\$ 5,910.00	\$ 6,026.16	1.97%	\$ 10,111.25	\$ 10,227.41	1.15%	\$ 2,411.57	\$ 2,510.66
MGS-S Customer 7960	\$ 3,032.70	\$ 3,134.78	3.37%	\$ 8,788.28	\$ 8,890.36	1.16%	\$ 1,418.49	\$ 1,496.72
MGS-S Customer 7961	\$ 4,598.99	\$ 4,735.81	2.98%	\$ 8,832.34	\$ 8,969.16	1.55%	\$ 2,112.25	\$ 2,192.88
MGS-S Customer 7962	\$ 4,187.77	\$ 4,295.43	2.57%	\$ 11,371.30	\$ 11,478.96	0.95%	\$ 1,808.83	\$ 1,887.53
MGS-S Customer 7963	\$ 4,269.37	\$ 4,403.96	3.15%	\$ 14,115.81	\$ 14,250.40	0.95%	\$ 1,957.17	\$ 2,039.03
MGS-S Customer 7964	\$ 12,116.21	\$ 12,296.87	1.49%	\$ 35,709.37	\$ 35,890.03	0.51%	\$ 4,581.67	\$ 4,751.05
MGS-S Customer 7965	\$ 20,164.94	\$ 20,385.55	1.09%	\$ 81,798.76	\$ 82,019.37	0.27%	\$ 7,042.18	\$ 7,345.14
MGS-S Customer 7966	\$ 3,114.82	\$ 3,218.24	3.32%	\$ 7,831.62	\$ 7,935.04	1.32%	\$ 1,491.32	\$ 1,522.39
MGS-S Customer 7967	\$ 5,120.95	\$ 5,259.62	2.71%	\$ 12,529.81	\$ 12,668.48	1.11%	\$ 2,252.08	\$ 2,356.70
MGS-S Customer 7968	\$ 6,137.82	\$ 6,280.90	2.33%	\$ 19,210.27	\$ 19,353.35	0.74%	\$ 2,562.59	\$ 2,670.09
MGS-S Customer 7969	\$ 5,167.29	\$ 5,306.20	2.69%	\$ 12,768.11	\$ 12,907.02	1.09%	\$ 2,268.37	\$ 2,370.99
MGS-S Customer 7970	\$ 3,463.94	\$ 3,595.40	3.80%	\$ 7,741.51	\$ 7,872.97	1.70%	\$ 1,730.98	\$ 1,795.14
MGS-S Customer 7971	\$ 5,438.58	\$ 5,552.01	2.09%	\$ 15,827.43	\$ 15,940.86	0.72%	\$ 2,215.05	\$ 2,300.28
MGS-S Customer 7972	\$ 6,499.93	\$ 6,618.13	1.82%	\$ 15,458.20	\$ 15,576.40	0.76%	\$ 2,564.64	\$ 2,686.64
MGS-S Customer 7973	\$ 3,996.81	\$ 4,130.42	3.34%	\$ 12,058.68	\$ 12,192.29	1.11%	\$ 1,883.82	\$ 1,954.72
MGS-S Customer 7974	\$ 3,587.65	\$ 3,719.48	3.67%	\$ 9,540.44	\$ 9,672.27	1.38%	\$ 1,758.36	\$ 1,827.23
MGS-S Customer 7975	\$ 2,162.20	\$ 2,287.07	5.78%	\$ 8,027.93	\$ 8,152.80	1.56%	\$ 1,269.35	\$ 1,331.83
MGS-S Customer 7976	\$ 4,724.76	\$ 4,834.99	2.33%	\$ 10,975.90	\$ 11,086.13	1.00%	\$ 1,993.41	\$ 2,082.76
MGS-S Customer 7977	\$ 7,137.87	\$ 7,286.01	2.08%	\$ 16,699.45	\$ 16,847.59	0.89%	\$ 2,922.33	\$ 3,045.30
MGS-S Customer 7978	\$ 5,151.83	\$ 5,263.66	2.17%	\$ 16,389.20	\$ 16,501.03	0.68%	\$ 2,105.51	\$ 2,195.88
MGS-S Customer 7979	\$ 4,769.09	\$ 4,906.00	2.87%	\$ 15,826.84	\$ 15,963.75	0.87%	\$ 2,120.46	\$ 2,204.28
MGS-S Customer 7980	\$ 6,325.84	\$ 6,470.45	2.29%	\$ 17,185.23	\$ 17,329.84	0.84%	\$ 2,659.47	\$ 2,746.60
MGS-S Customer 7981	\$ 11,527.88	\$ 11,695.02	1.45%	\$ 33,237.98	\$ 33,405.12	0.50%	\$ 4,290.15	\$ 4,501.80
MGS-S Customer 7982	\$ 24,085.65	\$ 24,347.76	1.09%	\$ 96,711.64	\$ 96,973.75	0.27%	\$ 8,492.32	\$ 8,777.59
MGS-S Customer 7983	\$ 4,750.85	\$ 4,887.74	2.88%	\$ 14,412.64	\$ 14,549.53	0.95%	\$ 2,120.89	\$ 2,208.70
MGS-S Customer 7984	\$ 6,277.31	\$ 6,420.73	2.28%	\$ 23,553.98	\$ 23,697.40	0.61%	\$ 2,584.00	\$ 2,687.97
MGS-S Customer 7985	\$ 5,700.53	\$ 5,815.25	2.01%	\$ 16,295.86	\$ 16,410.58	0.70%	\$ 2,304.65	\$ 2,389.68
MGS-S Customer 7986	\$ 19,809.96	\$ 20,028.75	1.10%	\$ 80,433.69	\$ 80,652.48	0.27%	\$ 6,976.27	\$ 7,202.25
MGS-S Customer 7987	\$ 7,106.89	\$ 7,254.68	2.08%	\$ 25,247.39	\$ 25,395.18	0.59%	\$ 2,880.80	\$ 2,965.58
MGS-S Customer 7988	\$ 9,105.27	\$ 9,262.08	1.72%	\$ 29,604.17	\$ 29,760.98	0.53%	\$ 3,527.86	\$ 3,650.50
MGS-S Customer 7989	\$ 5,517.51	\$ 5,658.05	2.55%	\$ 15,502.33	\$ 15,642.87	0.91%	\$ 2,378.98	\$ 2,474.00
MGS-S Customer 7990	\$ 15,389.52	\$ 15,576.12	1.21%	\$ 40,207.59	\$ 40,394.19	0.46%	\$ 5,634.20	\$ 5,812.63
MGS-S Customer 7991	\$ 10,650.97	\$ 10,786.95	1.28%	\$ 38,110.81	\$ 38,246.79	0.36%	\$ 3,831.18	\$ 4,007.92
MGS-S Customer 7992	\$ 1,686.84	\$ 1,782.93	5.70%	\$ 5,355.16	\$ 5,451.25	1.79%	\$ 988.13	\$ 1,038.45
MGS-S Customer 7993	\$ 16,053.30	\$ 16,242.52	1.18%	\$ 53,065.59	\$ 53,254.81	0.36%	\$ 5,802.99	\$ 5,949.82
MGS-S Customer 7994	\$ 6,494.28	\$ 6,639.42	2.23%	\$ 15,879.90	\$ 16,025.04	0.91%	\$ 2,708.44	\$ 2,820.97
MGS-S Customer 7995	\$ 6,784.58	\$ 6,931.38	2.16%	\$ 16,574.69	\$ 16,721.49	0.89%	\$ 2,817.66	\$ 2,915.71
MGS-S Customer 7996	\$ 7,457.94	\$ 7,607.72	2.01%	\$ 22,559.03	\$ 22,708.81	0.66%	\$ 3,021.45	\$ 3,109.65
MGS-S Customer 7997	\$ 4,813.83	\$ 4,924.64	2.30%	\$ 14,028.05	\$ 14,138.86	0.79%	\$ 2,022.83	\$ 2,087.33

Internal Use

Customer	Delivery 1/24 Prices	Delivery 8/24 Prices	Delivery % Difference	Bundled 1/24 Prices	Bundled 8/24 Prices	Bundled % Difference	Distribution 8/24 Prices	Distribution 1/25 Prices
MGS-S Customer 7998	\$ 4,551.24	\$ 4,686.86	2.98%	\$ 14,222.52	\$ 14,358.14	0.95%	\$ 2,039.40	\$ 2,142.71
MGS-S Customer 7999	\$ 10,239.84	\$ 10,374.32	1.31%	\$ 37,818.52	\$ 37,953.00	0.36%	\$ 3,712.46	\$ 3,857.58
MGS-S Customer 8000	\$ 3,910.79	\$ 4,017.14	2.72%	\$ 13,009.38	\$ 13,115.73	0.82%	\$ 1,710.76	\$ 1,774.66
MGS-S Customer 8001	\$ 7,201.71	\$ 7,349.21	2.05%	\$ 29,688.11	\$ 29,835.61	0.50%	\$ 2,868.95	\$ 2,971.56
MGS-S Customer 8002	\$ 5,619.26	\$ 5,760.43	2.51%	\$ 18,215.69	\$ 18,356.86	0.77%	\$ 2,413.05	\$ 2,486.07
MGS-S Customer 8003	\$ 5,757.34	\$ 5,872.96	2.01%	\$ 7,363.32	\$ 7,478.94	1.57%	\$ 2,375.17	\$ 2,476.55
MGS-S Customer 8004	\$ 19,627.12	\$ 19,830.68	1.04%	\$ 62,544.55	\$ 62,748.11	0.33%	\$ 6,876.96	\$ 7,182.39
MGS-S Customer 8005	\$ 3,850.80	\$ 3,983.98	3.46%	\$ 8,273.95	\$ 8,407.13	1.61%	\$ 1,855.89	\$ 1,930.64
MGS-S Customer 8006	\$ 1,071.82	\$ 1,192.08	11.22%	\$ 1,072.85	\$ 1,193.11	11.21%	\$ 941.97	\$ 992.37
MGS-S Customer 8007	\$ 5,610.72	\$ 5,751.58	2.51%	\$ 19,678.29	\$ 19,819.15	0.72%	\$ 2,394.37	\$ 2,474.15
MGS-S Customer 8008	\$ 4,273.37	\$ 4,382.09	2.54%	\$ 6,044.69	\$ 6,153.41	1.80%	\$ 1,880.76	\$ 1,954.47
MGS-S Customer 8009	\$ 6,081.99	\$ 6,199.83	1.94%	\$ 17,098.15	\$ 17,215.99	0.69%	\$ 2,490.40	\$ 2,503.54
MGS-S Customer 8010	\$ 8,854.72	\$ 9,012.29	1.78%	\$ 16,930.88	\$ 17,088.45	0.93%	\$ 3,561.99	\$ 3,642.38
MGS-S Customer 8011	\$ 5,990.30	\$ 6,133.11	2.38%	\$ 18,070.25	\$ 18,213.06	0.79%	\$ 2,534.23	\$ 2,621.57
MGS-S Customer 8012	\$ 3,362.00	\$ 3,465.96	3.09%	\$ 10,772.34	\$ 10,876.30	0.97%	\$ 1,539.58	\$ 1,594.17
MGS-S Customer 8013	\$ 4,582.22	\$ 4,692.85	2.41%	\$ 10,467.37	\$ 10,578.00	1.06%	\$ 1,993.78	\$ 2,022.89
MGS-S Customer 8014	\$ 2,664.77	\$ 2,766.07	3.80%	\$ 4,956.10	\$ 5,057.40	2.04%	\$ 1,346.44	\$ 1,385.01
MGS-S Customer 8015	\$ 12,980.46	\$ 13,202.53	1.71%	\$ 43,877.36	\$ 44,099.43	0.51%	\$ 5,073.83	\$ 5,259.31
MGS-S Customer 8016	\$ 3,852.82	\$ 3,959.84	2.78%	\$ 8,715.88	\$ 8,822.90	1.23%	\$ 1,744.19	\$ 1,778.04
MGS-S Customer 8017	\$ 4,053.34	\$ 4,187.55	3.31%	\$ 8,514.19	\$ 8,648.40	1.58%	\$ 1,926.96	\$ 2,000.37
MGS-S Customer 8018	\$ 3,688.00	\$ 3,794.54	2.89%	\$ 7,952.43	\$ 8,058.97	1.34%	\$ 1,703.37	\$ 1,721.74
MGS-S Customer 8019	\$ 43,305.00	\$ 43,618.46	0.72%	\$ 135,739.74	\$ 136,053.20	0.23%	\$ 14,623.17	\$ 15,081.10
MGS-S Customer 8020	\$ 7,922.98	\$ 8,073.65	1.90%	\$ 31,865.90	\$ 32,016.57	0.47%	\$ 3,096.98	\$ 3,214.83
MGS-S Customer 8021	\$ 12,949.69	\$ 13,124.30	1.35%	\$ 28,334.15	\$ 28,508.76	0.62%	\$ 4,818.07	\$ 5,042.77
MGS-S Customer 8022	\$ 12,256.04	\$ 12,426.88	1.39%	\$ 34,578.59	\$ 34,749.43	0.49%	\$ 4,544.78	\$ 4,748.41
MGS-S Customer 8023	\$ 8,477.86	\$ 8,632.41	1.82%	\$ 24,026.86	\$ 24,181.41	0.64%	\$ 3,361.32	\$ 3,463.38
MGS-S Customer 8024	\$ 63,720.71	\$ 64,123.26	0.63%	\$ 237,620.87	\$ 238,023.42	0.17%	\$ 20,951.15	\$ 21,638.21
MGS-S Customer 8025	\$ 4,323.44	\$ 4,431.18	2.49%	\$ 18,442.66	\$ 18,550.40	0.58%	\$ 1,811.64	\$ 1,884.18
MGS-S Customer 8026	\$ 11,456.96	\$ 11,648.15	1.67%	\$ 18,714.99	\$ 18,906.18	1.02%	\$ 4,559.94	\$ 4,714.73
MGS-S Customer 8027	\$ 7,504.04	\$ 7,652.90	1.98%	\$ 28,257.75	\$ 28,406.61	0.53%	\$ 2,971.92	\$ 3,092.66
MGS-S Customer 8028	\$ 3,632.52	\$ 3,764.04	3.62%	\$ 13,875.12	\$ 14,006.64	0.95%	\$ 1,739.40	\$ 1,813.57
MGS-S Customer 8029	\$ 5,701.56	\$ 5,843.13	2.48%	\$ 14,449.59	\$ 14,591.16	0.98%	\$ 2,451.06	\$ 2,546.77
MGS-S Customer 8030	\$ 34,813.45	\$ 35,087.24	0.79%	\$ 116,260.59	\$ 116,534.38	0.24%	\$ 11,816.31	\$ 12,195.22
MGS-S Customer 8031	\$ 20,482.77	\$ 20,769.18	1.40%	\$ 58,710.82	\$ 58,997.23	0.49%	\$ 7,812.25	\$ 7,997.89
MGS-S Customer 8032	\$ 30,574.72	\$ 30,827.78	0.83%	\$ 112,947.40	\$ 113,200.46	0.22%	\$ 10,357.07	\$ 10,712.81
MGS-S Customer 8033	\$ 10,638.54	\$ 10,803.55	1.55%	\$ 26,310.94	\$ 26,475.95	0.63%	\$ 4,098.24	\$ 4,215.57
MGS-S Customer 8034	\$ 10,516.24	\$ 10,678.55	1.54%	\$ 41,116.05	\$ 41,278.36	0.39%	\$ 3,924.57	\$ 4,074.50
MGS-S Customer 8035	\$ 1,402.55	\$ 1,524.12	8.67%	\$ 3,662.57	\$ 3,784.14	3.32%	\$ 1,035.94	\$ 1,092.47
MGS-S Customer 8036	\$ 13,650.66	\$ 13,827.84	1.30%	\$ 49,383.19	\$ 49,560.37	0.36%	\$ 4,967.65	\$ 5,128.09
MGS-S Customer 8037	\$ 11,408.28	\$ 11,574.67	1.46%	\$ 44,901.25	\$ 45,067.64	0.37%	\$ 4,211.24	\$ 4,364.22

Internal Use

Customer	Delivery 1/24 Prices	Delivery 8/24 Prices	Delivery % Difference	Bundled 1/24 Prices	Bundled 8/24 Prices	Bundled % Difference	Distribution 8/24 Prices	Distribution 1/25 Prices
MGS-S Customer 8038	\$ 36,386.36	\$ 36,667.99	0.77%	\$ 105,785.54	\$ 106,067.17	0.27%	\$ 12,394.47	\$ 12,840.89
MGS-S Customer 8039	\$ 5,445.05	\$ 5,558.57	2.08%	\$ 16,672.03	\$ 16,785.55	0.68%	\$ 2,217.70	\$ 2,294.85
MGS-S Customer 8040	\$ 5,529.20	\$ 5,643.48	2.07%	\$ 13,292.27	\$ 13,406.55	0.86%	\$ 2,270.79	\$ 2,348.75
MGS-S Customer 8041	\$ 16,917.46	\$ 17,109.48	1.14%	\$ 59,423.54	\$ 59,615.56	0.32%	\$ 6,022.69	\$ 6,222.16
MGS-S Customer 8042	\$ 7,551.60	\$ 7,701.02	1.98%	\$ 22,657.60	\$ 22,807.02	0.66%	\$ 3,017.73	\$ 3,152.08
MGS-S Customer 8043	\$ 9,058.22	\$ 9,186.42	1.42%	\$ 45,388.58	\$ 45,516.78	0.28%	\$ 3,261.60	\$ 3,379.79
MGS-S Customer 8044	\$ 7,656.15	\$ 7,806.74	1.97%	\$ 22,099.08	\$ 22,249.67	0.68%	\$ 3,083.92	\$ 3,186.10
MGS-S Customer 8045	\$ 9,336.75	\$ 9,494.64	1.69%	\$ 28,452.60	\$ 28,610.49	0.55%	\$ 3,609.01	\$ 3,743.09
MGS-S Customer 8046	\$ 9,622.08	\$ 9,781.11	1.65%	\$ 32,589.08	\$ 32,748.11	0.49%	\$ 3,685.49	\$ 3,813.53
MGS-S Customer 8047	\$ 6,583.49	\$ 6,729.52	2.22%	\$ 13,896.36	\$ 14,042.39	1.05%	\$ 2,764.39	\$ 2,863.75
MGS-S Customer 8048	\$ 4,256.02	\$ 4,364.51	2.55%	\$ 6,312.54	\$ 6,421.03	1.72%	\$ 1,867.76	\$ 1,947.79
MGS-S Customer 8049	\$ 3,804.59	\$ 3,937.11	3.48%	\$ 10,841.40	\$ 10,973.92	1.22%	\$ 1,814.00	\$ 1,898.13
MGS-S Customer 8050	\$ 5,557.80	\$ 5,671.78	2.05%	\$ 17,540.29	\$ 17,654.27	0.65%	\$ 2,250.72	\$ 2,328.83
MGS-S Customer 8051	\$ 6,146.91	\$ 6,290.41	2.33%	\$ 14,740.11	\$ 14,883.61	0.97%	\$ 2,593.54	\$ 2,706.03
MGS-S Customer 8052	\$ 9,609.83	\$ 9,774.80	1.72%	\$ 28,952.38	\$ 29,117.35	0.57%	\$ 3,721.80	\$ 3,884.44
MGS-S Customer 8053	\$ 15,353.70	\$ 15,540.10	1.21%	\$ 46,479.12	\$ 46,665.52	0.40%	\$ 5,604.23	\$ 5,748.09
MGS-S Customer 8054	\$ 14,716.16	\$ 14,897.96	1.24%	\$ 42,226.28	\$ 42,408.08	0.43%	\$ 5,329.19	\$ 5,574.32
MGS-S Customer 8055	\$ 35,763.34	\$ 36,044.96	0.79%	\$ 70,179.56	\$ 70,461.18	0.40%	\$ 12,405.58	\$ 12,877.94
MGS-S Customer 8056	\$ 15,381.83	\$ 15,566.02	1.20%	\$ 55,657.49	\$ 55,841.68	0.33%	\$ 5,486.75	\$ 5,710.28
MGS-S Customer 8057	\$ 4,516.60	\$ 4,652.83	3.02%	\$ 9,938.18	\$ 10,074.41	1.37%	\$ 2,072.49	\$ 2,156.64
MGS-S Customer 8058	\$ 4,085.16	\$ 4,193.33	2.65%	\$ 9,924.49	\$ 10,032.66	1.09%	\$ 1,821.60	\$ 1,850.74
MGS-S Customer 8059	\$ 3,393.02	\$ 3,497.18	3.07%	\$ 8,558.42	\$ 8,662.58	1.22%	\$ 1,558.20	\$ 1,623.04
MGS-S Customer 8060	\$ 4,357.27	\$ 4,491.70	3.09%	\$ 13,877.72	\$ 14,012.15	0.97%	\$ 1,962.27	\$ 2,079.47
MGS-S Customer 8061	\$ 3,768.08	\$ 3,874.40	2.82%	\$ 8,657.31	\$ 8,763.63	1.23%	\$ 1,702.20	\$ 1,751.87
MGS-S Customer 8062	\$ 27,946.02	\$ 28,186.98	0.86%	\$ 106,906.78	\$ 107,147.74	0.23%	\$ 9,496.29	\$ 9,817.29
MGS-S Customer 8063	\$ 16,652.31	\$ 16,842.87	1.14%	\$ 61,023.18	\$ 61,213.74	0.31%	\$ 5,919.50	\$ 6,116.40
MGS-S Customer 8064	\$ 4,144.66	\$ 4,252.47	2.60%	\$ 11,350.81	\$ 11,458.62	0.95%	\$ 1,810.11	\$ 1,867.89
MGS-S Customer 8065	\$ 5,919.80	\$ 6,061.29	2.39%	\$ 25,468.03	\$ 25,609.52	0.56%	\$ 2,447.67	\$ 2,546.78
MGS-S Customer 8066	\$ 4,428.08	\$ 4,536.65	2.45%	\$ 14,314.17	\$ 14,422.74	0.76%	\$ 1,872.86	\$ 1,951.85
MGS-S Customer 8067	\$ 8,170.48	\$ 8,322.58	1.86%	\$ 29,584.86	\$ 29,736.96	0.51%	\$ 3,198.30	\$ 3,319.29
MGS-S Customer 8068	\$ 7,088.99	\$ 7,210.07	1.71%	\$ 19,927.77	\$ 20,048.85	0.61%	\$ 2,756.67	\$ 2,859.42
MGS-S Customer 8069	\$ 5,065.60	\$ 5,204.29	2.74%	\$ 10,001.79	\$ 10,140.48	1.39%	\$ 2,252.55	\$ 2,354.40
MGS-S Customer 8070	\$ 17,298.65	\$ 17,491.73	1.12%	\$ 62,702.46	\$ 62,895.54	0.31%	\$ 6,110.58	\$ 6,340.50
MGS-S Customer 8071	\$ 24,618.81	\$ 24,847.11	0.93%	\$ 82,408.80	\$ 82,637.10	0.28%	\$ 8,567.56	\$ 8,791.69
MGS-S Customer 8072	\$ 8,637.83	\$ 8,791.95	1.78%	\$ 32,619.49	\$ 32,773.61	0.47%	\$ 3,340.59	\$ 3,463.76
MGS-S Customer 8073	\$ 2,420.17	\$ 2,520.31	4.14%	\$ 4,961.39	\$ 5,061.53	2.02%	\$ 1,262.95	\$ 1,297.49
MGS-S Customer 8074	\$ 4,294.21	\$ 4,402.35	2.52%	\$ 13,092.40	\$ 13,200.54	0.83%	\$ 1,839.23	\$ 1,911.68
MGS-S Customer 8075	\$ 1,840.37	\$ 1,937.23	5.26%	\$ 6,324.42	\$ 6,421.28	1.53%	\$ 1,039.37	\$ 1,084.93
MGS-S Customer 8076	\$ 4,082.11	\$ 4,189.72	2.64%	\$ 8,099.62	\$ 8,207.23	1.33%	\$ 1,801.38	\$ 1,871.40
MGS-S Customer 8077	\$ 10,600.19	\$ 10,764.67	1.55%	\$ 22,711.11	\$ 22,875.59	0.72%	\$ 4,079.07	\$ 4,236.03

Customer	Delivery 1/24 Prices	Delivery 8/24 Prices	Delivery % Difference	Bundled 1/24 Prices	Bundled 8/24 Prices	Bundled % Difference	Distribution 8/24 Prices	Distribution 1/25 Prices
MGS-S Customer 8078	\$ 3,841.81	\$ 3,974.97	3.47%	\$ 7,689.18	\$ 7,822.34	1.73%	\$ 1,854.92	\$ 1,932.13
MGS-S Customer 8079	\$ 5,765.17	\$ 5,906.98	2.46%	\$ 13,394.56	\$ 13,536.37	1.06%	\$ 2,472.75	\$ 2,579.05
MGS-S Customer 8080	\$ 8,282.82	\$ 8,436.10	1.85%	\$ 23,196.51	\$ 23,349.79	0.66%	\$ 3,281.80	\$ 3,404.70
MGS-S Customer 8081	\$ 2,432.35	\$ 2,532.18	4.10%	\$ 9,008.91	\$ 9,108.74	1.11%	\$ 1,240.29	\$ 1,272.69
MGS-S Customer 8082	\$ 19,205.23	\$ 19,437.93	1.21%	\$ 51,802.37	\$ 52,035.07	0.45%	\$ 7,053.19	\$ 7,288.70
MGS-S Customer 8083	\$ 61,187.38	\$ 61,591.88	0.66%	\$ 280,687.88	\$ 281,092.38	0.14%	\$ 19,926.91	\$ 20,540.55
MGS-S Customer 8084	\$ 4,194.92	\$ 4,329.49	3.21%	\$ 10,485.25	\$ 10,619.82	1.28%	\$ 1,956.07	\$ 2,038.49
MGS-S Customer 8085	\$ 33,777.78	\$ 34,041.64	0.78%	\$ 116,650.93	\$ 116,914.79	0.23%	\$ 11,241.78	\$ 11,882.21
MGS-S Customer 8086	\$ 20,550.12	\$ 20,759.65	1.02%	\$ 71,356.32	\$ 71,565.85	0.29%	\$ 7,237.95	\$ 7,420.24
MGS-S Customer 8087	\$ 6,789.98	\$ 6,910.02	1.77%	\$ 15,047.82	\$ 15,167.86	0.80%	\$ 2,684.90	\$ 2,788.21
MGS-S Customer 8088	\$ 16,200.25	\$ 16,393.34	1.19%	\$ 46,731.50	\$ 46,924.59	0.41%	\$ 5,853.66	\$ 6,095.15
MGS-S Customer 8089	\$ 5,315.00	\$ 5,427.14	2.11%	\$ 18,781.66	\$ 18,893.80	0.60%	\$ 2,134.21	\$ 2,240.07
MGS-S Customer 8090	\$ 5,724.05	\$ 5,865.76	2.48%	\$ 12,579.87	\$ 12,721.58	1.13%	\$ 2,464.92	\$ 2,569.99
MGS-S Customer 8091	\$ 5,973.52	\$ 6,088.83	1.93%	\$ 23,551.27	\$ 23,666.58	0.49%	\$ 2,347.52	\$ 2,435.65
MGS-S Customer 8092	\$ 31,898.98	\$ 32,155.59	0.80%	\$ 142,757.59	\$ 143,014.20	0.18%	\$ 10,608.74	\$ 10,972.39
MGS-S Customer 8093	\$ 3,675.89	\$ 3,781.41	2.87%	\$ 10,876.79	\$ 10,982.31	0.97%	\$ 1,649.09	\$ 1,704.82
MGS-S Customer 8094	\$ 17,483.57	\$ 17,678.21	1.11%	\$ 60,017.08	\$ 60,211.72	0.32%	\$ 6,210.59	\$ 6,420.71
MGS-S Customer 8095	\$ 13,421.75	\$ 13,597.96	1.31%	\$ 42,069.94	\$ 42,246.15	0.42%	\$ 4,914.44	\$ 5,105.40
MGS-S Customer 8096	\$ 22,754.82	\$ 22,975.03	0.97%	\$ 76,641.57	\$ 76,861.78	0.29%	\$ 7,983.09	\$ 8,162.95
MGS-S Customer 8097	\$ 4,131.73	\$ 4,265.80	3.24%	\$ 9,991.17	\$ 10,125.24	1.34%	\$ 1,927.23	\$ 2,022.35
MGS-S Customer 8098	\$ 8,815.75	\$ 8,972.67	1.78%	\$ 10,676.42	\$ 10,833.34	1.47%	\$ 3,544.42	\$ 3,686.09
MGS-S Customer 8099	\$ 6,616.52	\$ 6,761.77	2.20%	\$ 22,855.67	\$ 23,000.92	0.64%	\$ 2,710.95	\$ 2,812.50
MGS-S Customer 8100	\$ 1,436.58	\$ 1,559.11	8.53%	\$ 2,410.11	\$ 2,532.64	5.08%	\$ 1,060.91	\$ 1,117.99
MGS-S Customer 8101	\$ 26,046.06	\$ 26,319.99	1.05%	\$ 74,539.56	\$ 74,813.49	0.37%	\$ 9,343.06	\$ 9,625.21
MGS-S Customer 8102	\$ 8,760.48	\$ 8,915.17	1.77%	\$ 26,302.24	\$ 26,456.93	0.59%	\$ 3,398.25	\$ 3,560.30
MGS-S Customer 8103	\$ 5,262.64	\$ 5,375.72	2.15%	\$ 13,453.06	\$ 13,566.14	0.84%	\$ 2,182.91	\$ 2,251.12
MGS-S Customer 8104	\$ 3,252.22	\$ 3,355.76	3.18%	\$ 9,885.80	\$ 9,989.34	1.05%	\$ 1,508.78	\$ 1,561.08
MGS-S Customer 8105	\$ 8,344.63	\$ 8,502.49	1.89%	\$ 24,103.87	\$ 24,261.73	0.65%	\$ 3,335.05	\$ 3,445.19
MGS-S Customer 8106	\$ 4,147.20	\$ 4,254.33	2.58%	\$ 10,196.78	\$ 10,303.91	1.05%	\$ 1,783.24	\$ 1,886.86
MGS-S Customer 8107	\$ 5,026.20	\$ 5,164.71	2.76%	\$ 11,549.51	\$ 11,688.02	1.20%	\$ 2,235.49	\$ 2,327.33
MGS-S Customer 8108	\$ 4,602.83	\$ 4,739.26	2.96%	\$ 11,906.34	\$ 12,042.77	1.15%	\$ 2,087.57	\$ 2,173.65
MGS-S Customer 8109	\$ 5,207.42	\$ 5,319.75	2.16%	\$ 14,691.30	\$ 14,803.63	0.76%	\$ 2,139.28	\$ 2,227.02
MGS-S Customer 8110	\$ 7,427.83	\$ 7,577.62	2.02%	\$ 16,900.29	\$ 17,050.08	0.89%	\$ 3,032.63	\$ 3,144.06
MGS-S Customer 8111	\$ 5,775.43	\$ 5,919.93	2.50%	\$ 17,704.56	\$ 17,849.06	0.82%	\$ 2,487.70	\$ 2,562.19
MGS-S Customer 8112	\$ 6,765.18	\$ 6,911.99	2.17%	\$ 18,804.00	\$ 18,950.81	0.78%	\$ 2,810.08	\$ 2,888.91
MGS-S Customer 8113	\$ 15,960.89	\$ 16,149.19	1.18%	\$ 50,313.12	\$ 50,501.42	0.37%	\$ 5,757.33	\$ 5,945.51
MGS-S Customer 8114	\$ 3,135.75	\$ 3,265.53	4.14%	\$ 7,994.24	\$ 8,124.02	1.62%	\$ 1,613.39	\$ 1,677.04
MGS-S Customer 8115	\$ 3,550.29	\$ 3,682.26	3.72%	\$ 9,492.00	\$ 9,623.97	1.39%	\$ 1,740.01	\$ 1,820.38
MGS-S Customer 8116	\$ 4,353.54	\$ 4,462.17	2.50%	\$ 12,077.99	\$ 12,186.62	0.90%	\$ 1,871.21	\$ 1,938.83
MGS-S Customer 8117	\$ 50,790.54	\$ 51,143.05	0.69%	\$ 93,433.74	\$ 93,786.25	0.38%	\$ 17,432.60	\$ 18,069.79

Internal Use

Customer	Delivery 1/24 Prices	Delivery 8/24 Prices	Delivery % Difference	Bundled 1/24 Prices	Bundled 8/24 Prices	Bundled % Difference	Distribution 8/24 Prices	Distribution 1/25 Prices
MGS-S Customer 8118	\$ 6,666.80	\$ 6,812.30	2.18%	\$ 23,422.42	\$ 23,567.92	0.62%	\$ 2,727.05	\$ 2,825.65
MGS-S Customer 8119	\$ 7,690.61	\$ 7,861.02	2.22%	\$ 18,568.51	\$ 18,738.92	0.92%	\$ 3,248.01	\$ 3,354.61
MGS-S Customer 8120	\$ 3,007.05	\$ 3,109.26	3.40%	\$ 9,563.38	\$ 9,665.59	1.07%	\$ 1,419.28	\$ 1,477.92
MGS-S Customer 8121	\$ 4,693.02	\$ 4,804.42	2.37%	\$ 10,664.32	\$ 10,775.72	1.04%	\$ 2,041.68	\$ 2,057.95
MGS-S Customer 8122	\$ 8,959.96	\$ 9,089.36	1.44%	\$ 29,614.26	\$ 29,743.66	0.44%	\$ 3,342.91	\$ 3,455.44
MGS-S Customer 8123	\$ 11,074.32	\$ 11,238.77	1.48%	\$ 47,885.85	\$ 48,050.30	0.34%	\$ 4,074.10	\$ 4,224.23
MGS-S Customer 8124	\$ 5,484.23	\$ 5,624.36	2.56%	\$ 18,800.75	\$ 18,940.88	0.75%	\$ 2,347.67	\$ 2,437.82
MGS-S Customer 8125	\$ 4,351.91	\$ 4,460.36	2.49%	\$ 11,833.10	\$ 11,941.55	0.92%	\$ 1,864.17	\$ 1,942.24
MGS-S Customer 8126	\$ 8,138.14	\$ 8,290.30	1.87%	\$ 24,007.08	\$ 24,159.24	0.63%	\$ 3,211.27	\$ 3,351.47
MGS-S Customer 8127	\$ 11,105.73	\$ 11,271.20	1.49%	\$ 39,178.03	\$ 39,343.50	0.42%	\$ 4,146.08	\$ 4,297.21
MGS-S Customer 8128	\$ 4,360.39	\$ 4,469.38	2.50%	\$ 10,631.18	\$ 10,740.17	1.03%	\$ 1,891.70	\$ 1,949.34
MGS-S Customer 8129	\$ 18,704.36	\$ 18,905.83	1.08%	\$ 46,209.57	\$ 46,411.04	0.44%	\$ 6,706.95	\$ 6,959.98
MGS-S Customer 8130	\$ 8,704.32	\$ 8,859.57	1.78%	\$ 22,322.04	\$ 22,477.29	0.70%	\$ 3,425.59	\$ 3,563.35
MGS-S Customer 8131	\$ 4,961.89	\$ 5,105.58	2.90%	\$ 16,930.38	\$ 17,074.07	0.85%	\$ 2,208.96	\$ 2,310.40
MGS-S Customer 8132	\$ 4,963.15	\$ 5,101.18	2.78%	\$ 9,675.73	\$ 9,813.76	1.43%	\$ 2,211.27	\$ 2,322.44
MGS-S Customer 8133	\$ 6,229.60	\$ 6,347.08	1.89%	\$ 13,984.45	\$ 14,101.93	0.84%	\$ 2,501.58	\$ 2,595.23
MGS-S Customer 8134	\$ 6,836.15	\$ 6,982.79	2.15%	\$ 21,395.40	\$ 21,542.04	0.69%	\$ 2,804.53	\$ 2,899.09
MGS-S Customer 8135	\$ 8,458.80	\$ 8,612.24	1.81%	\$ 32,248.50	\$ 32,401.94	0.48%	\$ 3,287.99	\$ 3,400.75
MGS-S Customer 8136	\$ 15,909.48	\$ 16,235.55	2.05%	\$ 24,447.26	\$ 24,773.33	1.33%	\$ 6,819.40	\$ 7,028.41
MGS-S Customer 8137	\$ 3,693.75	\$ 3,799.60	2.87%	\$ 8,856.98	\$ 8,962.83	1.20%	\$ 1,670.93	\$ 1,725.11
MGS-S Customer 8138	\$ 17,812.33	\$ 18,006.66	1.09%	\$ 78,161.83	\$ 78,356.16	0.25%	\$ 6,192.06	\$ 6,410.46
MGS-S Customer 8139	\$ 6,586.57	\$ 6,732.35	2.21%	\$ 13,673.20	\$ 13,818.98	1.07%	\$ 2,754.33	\$ 2,869.93
MGS-S Customer 8140	\$ 4,950.22	\$ 5,088.16	2.79%	\$ 16,347.68	\$ 16,485.62	0.84%	\$ 2,188.47	\$ 2,262.65
MGS-S Customer 8141	\$ 14,894.52	\$ 15,077.18	1.23%	\$ 43,250.19	\$ 43,432.85	0.42%	\$ 5,387.75	\$ 5,629.49
MGS-S Customer 8142	\$ 10,321.15	\$ 10,482.69	1.57%	\$ 40,759.16	\$ 40,920.70	0.40%	\$ 3,865.91	\$ 4,005.78
MGS-S Customer 8143	\$ 24,711.72	\$ 24,939.48	0.92%	\$ 70,152.09	\$ 70,379.85	0.32%	\$ 8,553.83	\$ 8,955.89
MGS-S Customer 8144	\$ 5,112.16	\$ 5,224.23	2.19%	\$ 10,643.21	\$ 10,755.28	1.05%	\$ 2,125.73	\$ 2,224.28
MGS-S Customer 8145	\$ 3,874.29	\$ 3,980.83	2.75%	\$ 10,523.18	\$ 10,629.72	1.01%	\$ 1,720.61	\$ 1,777.92
MGS-S Customer 8146	\$ 17,587.95	\$ 17,781.67	1.10%	\$ 72,205.98	\$ 72,399.70	0.27%	\$ 6,151.56	\$ 6,374.06
MGS-S Customer 8147	\$ 4,849.78	\$ 4,987.20	2.83%	\$ 15,885.71	\$ 16,023.13	0.87%	\$ 2,153.39	\$ 2,231.12
MGS-S Customer 8148	\$ 3,400.20	\$ 3,504.27	3.06%	\$ 10,928.58	\$ 11,032.65	0.95%	\$ 1,549.22	\$ 1,607.35
MGS-S Customer 8149	\$ 4,689.49	\$ 4,800.79	2.37%	\$ 10,343.83	\$ 10,455.13	1.08%	\$ 2,037.62	\$ 2,060.37
MGS-S Customer 8150	\$ 3,162.39	\$ 3,265.85	3.27%	\$ 7,017.30	\$ 7,120.76	1.47%	\$ 1,501.10	\$ 1,548.53
MGS-S Customer 8151	\$ 3,946.12	\$ 4,052.77	2.70%	\$ 10,491.71	\$ 10,598.36	1.02%	\$ 1,735.23	\$ 1,806.61
MGS-S Customer 8152	\$ 1,228.76	\$ 1,322.91	7.66%	\$ 2,201.49	\$ 2,295.64	4.28%	\$ 850.90	\$ 897.85
MGS-S Customer 8153	\$ 14,051.71	\$ 14,229.47	1.27%	\$ 60,899.81	\$ 61,077.57	0.29%	\$ 5,015.94	\$ 5,191.93
MGS-S Customer 8154	\$ 2,991.32	\$ 3,093.91	3.43%	\$ 5,921.15	\$ 6,023.74	1.73%	\$ 1,443.41	\$ 1,497.06
MGS-S Customer 8155	\$ 2,238.09	\$ 2,337.44	4.44%	\$ 4,080.02	\$ 4,179.37	2.44%	\$ 1,206.82	\$ 1,238.68
MGS-S Customer 8156	\$ 9,185.54	\$ 9,340.64	1.69%	\$ 48,184.19	\$ 48,339.29	0.32%	\$ 3,414.53	\$ 3,550.21
MGS-S Customer 8157	\$ 3,283.86	\$ 3,414.04	3.96%	\$ 9,969.88	\$ 10,100.06	1.31%	\$ 1,644.78	\$ 1,717.44

Internal Use

Customer	Delivery 1/24 Prices	Delivery 8/24 Prices	Delivery % Difference	Bundled 1/24 Prices	Bundled 8/24 Prices	Bundled % Difference	Distribution 8/24 Prices	Distribution 1/25 Prices
MGS-S Customer 8158	\$ 4,178.21	\$ 4,312.86	3.22%	\$ 8,853.88	\$ 8,988.53	1.52%	\$ 1,961.78	\$ 2,044.10
MGS-S Customer 8159	\$ 4,553.41	\$ 4,689.83	3.00%	\$ 11,025.30	\$ 11,161.72	1.24%	\$ 2,083.33	\$ 2,160.46
MGS-S Customer 8160	\$ 3,554.81	\$ 3,660.29	2.97%	\$ 9,188.81	\$ 9,294.29	1.15%	\$ 1,635.84	\$ 1,669.03
MGS-S Customer 8161	\$ 2,734.22	\$ 2,835.66	3.71%	\$ 6,263.37	\$ 6,364.81	1.62%	\$ 1,358.02	\$ 1,401.38
MGS-S Customer 8162	\$ 4,667.10	\$ 4,776.36	2.34%	\$ 15,876.02	\$ 15,985.28	0.69%	\$ 1,930.16	\$ 2,029.91
MGS-S Customer 8163	\$ 7,467.86	\$ 7,591.01	1.65%	\$ 19,322.72	\$ 19,445.87	0.64%	\$ 2,899.78	\$ 2,996.57
MGS-S Customer 8164	\$ 11,810.61	\$ 11,978.69	1.42%	\$ 47,012.96	\$ 47,181.04	0.36%	\$ 4,332.36	\$ 4,493.49
MGS-S Customer 8165	\$ 2,660.02	\$ 2,761.40	3.81%	\$ 3,799.57	\$ 3,900.95	2.67%	\$ 1,352.50	\$ 1,391.64
MGS-S Customer 8166	\$ 3,891.02	\$ 3,997.67	2.74%	\$ 8,467.05	\$ 8,573.70	1.26%	\$ 1,733.18	\$ 1,800.57
MGS-S Customer 8167	\$ 4,668.47	\$ 4,805.27	2.93%	\$ 12,602.94	\$ 12,739.74	1.09%	\$ 2,110.43	\$ 2,190.72
MGS-S Customer 8168	\$ 3,409.98	\$ 3,540.84	3.84%	\$ 9,753.90	\$ 9,884.76	1.34%	\$ 1,692.15	\$ 1,763.30
MGS-S Customer 8169	\$ 4,902.76	\$ 5,040.75	2.81%	\$ 11,388.37	\$ 11,526.36	1.21%	\$ 2,197.07	\$ 2,283.62
MGS-S Customer 8170	\$ 45,538.19	\$ 45,855.73	0.70%	\$ 184,775.32	\$ 185,092.86	0.17%	\$ 14,966.30	\$ 15,552.38
MGS-S Customer 8171	\$ 6,433.21	\$ 6,577.83	2.25%	\$ 16,959.18	\$ 17,103.80	0.85%	\$ 2,674.46	\$ 2,793.00
MGS-S Customer 8172	\$ 25,356.10	\$ 25,585.19	0.90%	\$ 84,604.10	\$ 84,833.19	0.27%	\$ 8,692.92	\$ 9,070.30
MGS-S Customer 8173	\$ 3,310.37	\$ 3,440.55	3.93%	\$ 11,658.24	\$ 11,788.42	1.12%	\$ 1,644.19	\$ 1,714.33
MGS-S Customer 8174	\$ 31,892.24	\$ 32,150.31	0.81%	\$ 135,607.08	\$ 135,865.15	0.19%	\$ 10,691.10	\$ 11,011.22
MGS-S Customer 8175	\$ 6,168.65	\$ 6,312.42	2.33%	\$ 13,892.87	\$ 14,036.64	1.03%	\$ 2,610.40	\$ 2,718.85
MGS-S Customer 8176	\$ 4,526.43	\$ 4,662.54	3.01%	\$ 11,965.68	\$ 12,101.79	1.14%	\$ 2,063.39	\$ 2,145.28
MGS-S Customer 8177	\$ 5,469.78	\$ 5,609.64	2.56%	\$ 21,768.35	\$ 21,908.21	0.64%	\$ 2,326.40	\$ 2,410.35
MGS-S Customer 8178	\$ 3,674.55	\$ 3,779.71	2.86%	\$ 13,146.55	\$ 13,251.71	0.80%	\$ 1,627.11	\$ 1,689.78
MGS-S Customer 8179	\$ 10,007.52	\$ 10,169.62	1.62%	\$ 23,664.31	\$ 23,826.41	0.68%	\$ 3,894.36	\$ 4,010.65
MGS-S Customer 8180	\$ 10,161.59	\$ 10,296.16	1.32%	\$ 34,321.39	\$ 34,455.96	0.39%	\$ 3,715.48	\$ 3,852.99
MGS-S Customer 8181	\$ 1,686.98	\$ 1,810.12	7.30%	\$ 1,755.54	\$ 1,878.68	7.01%	\$ 1,147.46	\$ 1,207.42
MGS-S Customer 8182	\$ 5,905.08	\$ 6,020.39	1.95%	\$ 19,124.59	\$ 19,239.90	0.60%	\$ 2,349.85	\$ 2,444.06
MGS-S Customer 8183	\$ 6,002.62	\$ 6,118.96	1.94%	\$ 11,757.74	\$ 11,874.08	0.99%	\$ 2,427.14	\$ 2,533.34
MGS-S Customer 8184	\$ 3,127.16	\$ 3,229.38	3.27%	\$ 10,830.82	\$ 10,933.04	0.94%	\$ 1,432.16	\$ 1,517.17
MGS-S Customer 8185	\$ 6,976.39	\$ 7,123.10	2.10%	\$ 24,012.30	\$ 24,159.01	0.61%	\$ 2,819.24	\$ 2,934.75
MGS-S Customer 8186	\$ 3,201.34	\$ 3,305.24	3.25%	\$ 7,672.48	\$ 7,776.38	1.35%	\$ 1,524.21	\$ 1,553.84
MGS-S Customer 8187	\$ 5,964.92	\$ 6,081.25	1.95%	\$ 13,899.39	\$ 14,015.72	0.84%	\$ 2,416.57	\$ 2,499.89
MGS-S Customer 8188	\$ 2,496.47	\$ 2,596.94	4.02%	\$ 5,970.54	\$ 6,071.01	1.68%	\$ 1,285.33	\$ 1,316.67
MGS-S Customer 8189	\$ 5,785.09	\$ 5,899.74	1.98%	\$ 21,602.61	\$ 21,717.26	0.53%	\$ 2,299.09	\$ 2,381.48
MGS-S Customer 8190	\$ 9,954.25	\$ 10,115.47	1.62%	\$ 29,036.28	\$ 29,197.50	0.56%	\$ 3,834.59	\$ 3,954.55
MGS-S Customer 8191	\$ 9,947.82	\$ 10,109.27	1.62%	\$ 23,220.69	\$ 23,382.14	0.70%	\$ 3,859.15	\$ 3,997.39
MGS-S Customer 8192	\$ 13,017.37	\$ 13,209.86	1.48%	\$ 26,166.83	\$ 26,359.32	0.74%	\$ 5,018.43	\$ 5,176.05
MGS-S Customer 8193	\$ 16,505.95	\$ 16,696.16	1.15%	\$ 53,335.64	\$ 53,525.85	0.36%	\$ 5,904.90	\$ 6,123.73
MGS-S Customer 8194	\$ 7,527.46	\$ 7,676.90	1.99%	\$ 23,717.02	\$ 23,866.46	0.63%	\$ 3,012.39	\$ 3,133.08
MGS-S Customer 8195	\$ 5,631.38	\$ 5,772.18	2.50%	\$ 19,576.80	\$ 19,717.60	0.72%	\$ 2,394.91	\$ 2,484.25
MGS-S Customer 8196	\$ 6,063.55	\$ 6,206.91	2.36%	\$ 9,034.41	\$ 9,177.77	1.59%	\$ 2,591.57	\$ 2,720.44
MGS-S Customer 8197	\$ 26,016.02	\$ 26,247.46	0.89%	\$ 107,901.93	\$ 108,133.37	0.21%	\$ 8,822.09	\$ 9,122.40

Customer	Delivery 1/24 Prices	Delivery 8/24 Prices	Delivery % Difference	Bundled 1/24 Prices	Bundled 8/24 Prices	Bundled % Difference	Distribution 8/24 Prices	Distribution 1/25 Prices
MGS-S Customer 8198	\$ 5,138.83	\$ 5,251.01	2.18%	\$ 14,648.42	\$ 14,760.60	0.77%	\$ 2,123.77	\$ 2,200.70
MGS-S Customer 8199	\$ 4,190.79	\$ 4,298.21	2.56%	\$ 15,162.04	\$ 15,269.46	0.71%	\$ 1,788.72	\$ 1,860.20
MGS-S Customer 8200	\$ 5,250.08	\$ 5,362.37	2.14%	\$ 18,976.80	\$ 19,089.09	0.59%	\$ 2,131.91	\$ 2,209.62
MGS-S Customer 8201	\$ 7,053.88	\$ 7,201.98	2.10%	\$ 14,047.62	\$ 14,195.72	1.05%	\$ 2,916.65	\$ 3,032.88
MGS-S Customer 8202	\$ 6,665.13	\$ 6,784.56	1.79%	\$ 14,150.31	\$ 14,269.74	0.84%	\$ 2,643.70	\$ 2,751.28
MGS-S Customer 8203	\$ 5,594.66	\$ 5,736.20	2.53%	\$ 8,672.81	\$ 8,814.35	1.63%	\$ 2,450.94	\$ 2,550.68
MGS-S Customer 8204	\$ 6,201.47	\$ 6,345.15	2.32%	\$ 14,792.04	\$ 14,935.72	0.97%	\$ 2,608.57	\$ 2,726.06
MGS-S Customer 8205	\$ 38,618.04	\$ 38,943.51	0.84%	\$ 162,132.49	\$ 162,457.96	0.20%	\$ 13,117.78	\$ 13,451.76
MGS-S Customer 8206	\$ 3,817.72	\$ 3,924.06	2.79%	\$ 9,116.58	\$ 9,222.92	1.17%	\$ 1,708.59	\$ 1,768.38
MGS-S Customer 8207	\$ 4,134.29	\$ 4,241.40	2.59%	\$ 12,110.58	\$ 12,217.69	0.88%	\$ 1,775.29	\$ 1,865.94
MGS-S Customer 8208	\$ 4,672.65	\$ 4,783.03	2.36%	\$ 7,806.45	\$ 7,916.83	1.41%	\$ 2,001.45	\$ 2,085.64
MGS-S Customer 8209	\$ 41,043.90	\$ 41,343.12	0.73%	\$ 169,042.06	\$ 169,341.28	0.18%	\$ 13,613.33	\$ 14,037.44
MGS-S Customer 8210	\$ 44,962.19	\$ 45,279.57	0.71%	\$ 180,707.43	\$ 181,024.81	0.18%	\$ 14,895.02	\$ 15,348.63
MGS-S Customer 8211	\$ 7,719.91	\$ 7,870.40	1.95%	\$ 25,380.50	\$ 25,530.99	0.59%	\$ 3,079.48	\$ 3,186.50
MGS-S Customer 8212	\$ 65,342.16	\$ 65,789.76	0.69%	\$ 294,929.86	\$ 295,377.46	0.15%	\$ 21,458.55	\$ 22,067.23
MGS-S Customer 8213	\$ 2,831.45	\$ 2,933.39	3.60%	\$ 7,590.19	\$ 7,692.13	1.34%	\$ 1,389.47	\$ 1,424.65
MGS-S Customer 8214	\$ 6,608.99	\$ 6,755.61	2.22%	\$ 15,592.74	\$ 15,739.36	0.94%	\$ 2,789.36	\$ 2,853.08
MGS-S Customer 8215	\$ 6,820.84	\$ 6,967.39	2.15%	\$ 17,005.85	\$ 17,152.40	0.86%	\$ 2,810.18	\$ 2,930.25
MGS-S Customer 8216	\$ 12,428.18	\$ 12,599.99	1.38%	\$ 26,907.67	\$ 27,079.48	0.64%	\$ 4,629.87	\$ 4,871.97
MGS-S Customer 8217	\$ 11,495.03	\$ 11,687.53	1.67%	\$ 37,090.09	\$ 37,282.59	0.52%	\$ 4,486.86	\$ 4,606.31
MGS-S Customer 8218	\$ 6,420.31	\$ 6,564.87	2.25%	\$ 18,705.94	\$ 18,850.50	0.77%	\$ 2,665.57	\$ 2,773.85
MGS-S Customer 8219	\$ 5,153.54	\$ 5,293.61	2.72%	\$ 5,153.54	\$ 5,293.61	2.72%	\$ 2,337.51	\$ 2,414.49
MGS-S Customer 8220	\$ 4,353.88	\$ 4,489.20	3.11%	\$ 10,634.04	\$ 10,769.36	1.27%	\$ 2,009.18	\$ 2,094.31
MGS-S Customer 8221	\$ 6,746.53	\$ 6,894.21	2.19%	\$ 9,402.02	\$ 9,549.70	1.57%	\$ 2,870.00	\$ 2,948.87
MGS-S Customer 8222	\$ 5,351.59	\$ 5,491.14	2.61%	\$ 15,809.00	\$ 15,948.55	0.88%	\$ 2,313.06	\$ 2,414.46
MGS-S Customer 8223	\$ 6,305.58	\$ 6,450.35	2.30%	\$ 11,390.54	\$ 11,535.31	1.27%	\$ 2,679.41	\$ 2,784.27
MGS-S Customer 8224	\$ 3,288.17	\$ 3,418.52	3.96%	\$ 9,407.56	\$ 9,537.91	1.39%	\$ 1,654.85	\$ 1,721.69
MGS-S Customer 8225	\$ 5,593.39	\$ 5,707.96	2.05%	\$ 11,613.71	\$ 11,728.28	0.99%	\$ 2,296.66	\$ 2,385.76
MGS-S Customer 8226	\$ 6,900.62	\$ 7,047.18	2.12%	\$ 23,506.22	\$ 23,652.78	0.62%	\$ 2,804.00	\$ 2,909.30
MGS-S Customer 8227	\$ 4,734.65	\$ 4,844.82	2.33%	\$ 15,776.98	\$ 15,887.15	0.70%	\$ 1,979.36	\$ 2,047.76
MGS-S Customer 8228	\$ 2,608.05	\$ 2,735.26	4.88%	\$ 7,528.01	\$ 7,655.22	1.69%	\$ 1,431.74	\$ 1,492.97
MGS-S Customer 8229	\$ 3,729.11	\$ 3,834.43	2.82%	\$ 12,627.96	\$ 12,733.28	0.83%	\$ 1,642.12	\$ 1,714.97
MGS-S Customer 8230	\$ 4,444.07	\$ 4,553.00	2.45%	\$ 13,203.75	\$ 13,312.68	0.82%	\$ 1,893.55	\$ 1,963.40
MGS-S Customer 8231	\$ 6,766.93	\$ 6,913.30	2.16%	\$ 13,505.29	\$ 13,651.66	1.08%	\$ 2,804.26	\$ 2,939.14
MGS-S Customer 8232	\$ 3,956.07	\$ 4,062.66	2.69%	\$ 11,038.36	\$ 11,144.95	0.97%	\$ 1,732.00	\$ 1,807.06
MGS-S Customer 8233	\$ 5,827.43	\$ 5,942.23	1.97%	\$ 16,453.27	\$ 16,568.07	0.70%	\$ 2,324.40	\$ 2,440.12
MGS-S Customer 8234	\$ 4,574.89	\$ 4,710.95	2.97%	\$ 15,244.72	\$ 15,380.78	0.89%	\$ 2,058.98	\$ 2,138.77
MGS-S Customer 8235	\$ 678.50	\$ 770.21	13.52%	\$ 741.57	\$ 833.28	12.37%	\$ 675.40	\$ 710.87
MGS-S Customer 8236	\$ 3,850.66	\$ 3,983.70	3.45%	\$ 11,575.68	\$ 11,708.72	1.15%	\$ 1,840.78	\$ 1,904.93
MGS-S Customer 8237	\$ 1,087.18	\$ 1,180.73	8.60%	\$ 1,557.15	\$ 1,650.70	6.01%	\$ 807.55	\$ 851.67

Internal Use

Customer	Delivery 1/24 Prices	Delivery 8/24 Prices	Delivery % Difference	Bundled 1/24 Prices	Bundled 8/24 Prices	Bundled % Difference	Distribution 8/24 Prices	Distribution 1/25 Prices
MGS-S Customer 8238	\$ 5,331.94	\$ 5,472.37	2.63%	\$ 9,719.89	\$ 9,860.32	1.44%	\$ 2,364.75	\$ 2,446.33
MGS-S Customer 8239	\$ 5,374.63	\$ 5,514.29	2.60%	\$ 17,682.88	\$ 17,822.54	0.79%	\$ 2,315.65	\$ 2,407.23
MGS-S Customer 8240	\$ 4,459.20	\$ 4,594.98	3.04%	\$ 11,978.32	\$ 12,114.10	1.13%	\$ 2,039.83	\$ 2,121.29
MGS-S Customer 8241	\$ 7,562.69	\$ 7,712.19	1.98%	\$ 28,788.31	\$ 28,937.81	0.52%	\$ 3,006.75	\$ 3,104.76
MGS-S Customer 8242	\$ 1,540.54	\$ 1,662.88	7.94%	\$ 2,271.83	\$ 2,394.17	5.39%	\$ 1,091.76	\$ 1,151.96
MGS-S Customer 8243	\$ 19,836.13	\$ 20,044.50	1.05%	\$ 41,372.55	\$ 41,580.92	0.50%	\$ 7,171.82	\$ 7,386.73
MGS-S Customer 8244	\$ 4,932.02	\$ 5,070.60	2.81%	\$ 11,732.99	\$ 11,871.57	1.18%	\$ 2,225.84	\$ 2,285.80
MGS-S Customer 8245	\$ 5,238.40	\$ 5,378.44	2.67%	\$ 9,991.77	\$ 10,131.81	1.40%	\$ 2,334.85	\$ 2,409.86
MGS-S Customer 8246	\$ 5,176.25	\$ 5,314.97	2.68%	\$ 17,761.25	\$ 17,899.97	0.78%	\$ 2,248.29	\$ 2,335.49
MGS-S Customer 8247	\$ 10,619.24	\$ 10,782.85	1.54%	\$ 37,055.28	\$ 37,218.89	0.44%	\$ 4,005.87	\$ 4,135.29
MGS-S Customer 8248	\$ 5,303.03	\$ 5,442.69	2.63%	\$ 15,210.72	\$ 15,350.38	0.92%	\$ 2,313.32	\$ 2,397.86
MGS-S Customer 8249	\$ 4,449.01	\$ 4,557.96	2.45%	\$ 11,283.35	\$ 11,392.30	0.97%	\$ 1,899.88	\$ 1,981.22
MGS-S Customer 8250	\$ 2,737.75	\$ 2,914.91	6.47%	\$ 34,783.00	\$ 34,960.16	0.51%	\$ 1,668.31	\$ 1,679.35
MGS-S Customer 8251	\$ 4,281.61	\$ 4,389.92	2.53%	\$ 10,717.17	\$ 10,825.48	1.01%	\$ 1,851.52	\$ 1,924.05
MGS-S Customer 8252	\$ 5,366.49	\$ 5,479.47	2.11%	\$ 17,163.87	\$ 17,276.85	0.66%	\$ 2,182.17	\$ 2,264.72
MGS-S Customer 8253	\$ 7,865.11	\$ 8,016.04	1.92%	\$ 21,201.97	\$ 21,352.90	0.71%	\$ 3,128.75	\$ 3,276.23
MGS-S Customer 8254	\$ 15,737.81	\$ 15,925.03	1.19%	\$ 43,627.29	\$ 43,814.51	0.43%	\$ 5,697.98	\$ 5,921.48
MGS-S Customer 8255	\$ 4,240.51	\$ 4,388.44	3.49%	\$ 7,110.81	\$ 7,258.74	2.08%	\$ 2,082.84	\$ 2,164.17
MGS-S Customer 8256	\$ 10,907.42	\$ 11,072.60	1.51%	\$ 33,531.63	\$ 33,696.81	0.49%	\$ 4,122.06	\$ 4,265.24
MGS-S Customer 8257	\$ 3,048.99	\$ 3,178.34	4.24%	\$ 7,738.14	\$ 7,867.49	1.67%	\$ 1,583.72	\$ 1,648.34
MGS-S Customer 8258	\$ 12,060.45	\$ 12,230.94	1.41%	\$ 31,192.76	\$ 31,363.25	0.55%	\$ 4,512.80	\$ 4,699.45
MGS-S Customer 8259	\$ 4,934.98	\$ 5,045.93	2.25%	\$ 12,741.47	\$ 12,852.42	0.87%	\$ 2,047.99	\$ 2,146.73
MGS-S Customer 8260	\$ 4,885.77	\$ 4,996.42	2.26%	\$ 12,829.38	\$ 12,940.03	0.86%	\$ 2,027.83	\$ 2,129.27
MGS-S Customer 8261	\$ 4,755.28	\$ 4,892.32	2.88%	\$ 14,106.62	\$ 14,243.66	0.97%	\$ 2,128.61	\$ 2,211.33
MGS-S Customer 8262	\$ 4,677.51	\$ 4,814.18	2.92%	\$ 13,924.07	\$ 14,060.74	0.98%	\$ 2,102.46	\$ 2,185.06
MGS-S Customer 8263	\$ 4,620.98	\$ 4,730.83	2.38%	\$ 13,517.55	\$ 13,627.40	0.81%	\$ 1,956.00	\$ 2,023.26
MGS-S Customer 8264	\$ 8,438.03	\$ 8,592.29	1.83%	\$ 22,739.27	\$ 22,893.53	0.68%	\$ 3,346.66	\$ 3,461.06
MGS-S Customer 8265	\$ 6,709.44	\$ 6,855.63	2.18%	\$ 19,922.89	\$ 20,069.08	0.73%	\$ 2,772.19	\$ 2,864.07
MGS-S Customer 8266	\$ 3,025.00	\$ 3,153.88	4.26%	\$ 9,835.34	\$ 9,964.22	1.31%	\$ 1,554.41	\$ 1,626.64
MGS-S Customer 8267	\$ 10,702.95	\$ 10,865.70	1.52%	\$ 45,859.59	\$ 46,022.34	0.35%	\$ 3,956.14	\$ 4,107.30
MGS-S Customer 8268	\$ 8,097.03	\$ 8,249.94	1.89%	\$ 19,762.09	\$ 19,915.00	0.77%	\$ 3,250.18	\$ 3,360.52
MGS-S Customer 8269	\$ 11,485.24	\$ 11,652.48	1.46%	\$ 31,001.47	\$ 31,168.71	0.54%	\$ 4,294.84	\$ 4,501.45
MGS-S Customer 8270	\$ 25,782.99	\$ 26,014.62	0.90%	\$ 97,700.54	\$ 97,932.17	0.24%	\$ 8,826.81	\$ 9,107.97
MGS-S Customer 8271	\$ 4,506.14	\$ 4,641.26	3.00%	\$ 18,789.10	\$ 18,924.22	0.72%	\$ 1,999.42	\$ 2,092.12
MGS-S Customer 8272	\$ 3,547.39	\$ 3,651.99	2.95%	\$ 9,361.13	\$ 9,465.73	1.12%	\$ 1,595.34	\$ 1,675.28
MGS-S Customer 8273	\$ 2,649.57	\$ 2,750.60	3.81%	\$ 5,402.87	\$ 5,503.90	1.87%	\$ 1,331.33	\$ 1,378.27
MGS-S Customer 8274	\$ 5,256.38	\$ 5,368.86	2.14%	\$ 17,284.12	\$ 17,396.60	0.65%	\$ 2,145.46	\$ 2,224.02
MGS-S Customer 8275	\$ 30,875.13	\$ 31,128.66	0.82%	\$ 126,664.65	\$ 126,918.18	0.20%	\$ 10,381.57	\$ 10,717.88
MGS-S Customer 8276	\$ 3,055.76	\$ 3,158.72	3.37%	\$ 5,778.55	\$ 5,881.51	1.78%	\$ 1,468.25	\$ 1,520.61
MGS-S Customer 8277	\$ 5,369.60	\$ 5,513.06	2.67%	\$ 12,990.99	\$ 13,134.45	1.10%	\$ 2,367.91	\$ 2,462.09

Internal Use

Customer	Delivery 1/24 Prices	Delivery 8/24 Prices	Delivery % Difference	Bundled 1/24 Prices	Bundled 8/24 Prices	Bundled % Difference	Distribution 8/24 Prices	Distribution 1/25 Prices
MGS-S Customer 8278	\$ 4,002.81	\$ 4,136.63	3.34%	\$ 10,795.67	\$ 10,929.49	1.24%	\$ 1,897.37	\$ 1,965.10
MGS-S Customer 8279	\$ 3,874.54	\$ 4,007.99	3.44%	\$ 9,348.34	\$ 9,481.79	1.43%	\$ 1,867.74	\$ 1,928.40
MGS-S Customer 8280	\$ 7,094.41	\$ 7,241.98	2.08%	\$ 23,993.66	\$ 24,141.23	0.62%	\$ 2,872.71	\$ 2,973.49
MGS-S Customer 8281	\$ 9,071.72	\$ 9,229.43	1.74%	\$ 33,752.67	\$ 33,910.38	0.47%	\$ 3,494.36	\$ 3,620.52
MGS-S Customer 8282	\$ 10,469.90	\$ 10,633.32	1.56%	\$ 27,815.12	\$ 27,978.54	0.59%	\$ 4,002.24	\$ 4,152.27
MGS-S Customer 8283	\$ 9,283.84	\$ 9,442.09	1.70%	\$ 27,104.29	\$ 27,262.54	0.58%	\$ 3,621.51	\$ 3,727.92
MGS-S Customer 8284	\$ 7,923.43	\$ 8,074.86	1.91%	\$ 23,175.46	\$ 23,326.89	0.65%	\$ 3,153.12	\$ 3,278.03
MGS-S Customer 8285	\$ 6,806.77	\$ 6,953.10	2.15%	\$ 19,381.03	\$ 19,527.36	0.76%	\$ 2,792.37	\$ 2,907.36
MGS-S Customer 8286	\$ 17,076.25	\$ 17,269.27	1.13%	\$ 57,336.48	\$ 57,529.50	0.34%	\$ 6,093.06	\$ 6,293.34
MGS-S Customer 8287	\$ 1,168.20	\$ 1,288.81	10.32%	\$ 2,551.13	\$ 2,671.74	4.73%	\$ 966.23	\$ 1,015.87
MGS-S Customer 8288	\$ 4,867.83	\$ 5,005.43	2.83%	\$ 14,612.92	\$ 14,750.52	0.94%	\$ 2,166.53	\$ 2,247.15
MGS-S Customer 8289	\$ 4,854.88	\$ 4,991.88	2.82%	\$ 15,698.62	\$ 15,835.62	0.87%	\$ 2,135.93	\$ 2,239.92
MGS-S Customer 8290	\$ 4,222.71	\$ 4,330.40	2.55%	\$ 13,793.43	\$ 13,901.12	0.78%	\$ 1,808.60	\$ 1,881.50
MGS-S Customer 8291	\$ 5,009.45	\$ 5,120.51	2.22%	\$ 17,493.33	\$ 17,604.39	0.63%	\$ 2,050.03	\$ 2,136.90
MGS-S Customer 8292	\$ 4,167.00	\$ 4,275.29	2.60%	\$ 6,450.67	\$ 6,558.96	1.68%	\$ 1,846.93	\$ 1,912.08
MGS-S Customer 8293	\$ 4,277.59	\$ 4,385.56	2.52%	\$ 14,195.45	\$ 14,303.42	0.76%	\$ 1,826.70	\$ 1,897.67
MGS-S Customer 8294	\$ 2,470.03	\$ 2,596.48	5.12%	\$ 5,292.11	\$ 5,418.56	2.39%	\$ 1,386.55	\$ 1,463.27
MGS-S Customer 8295	\$ 5,052.82	\$ 5,191.30	2.74%	\$ 15,002.90	\$ 15,141.38	0.92%	\$ 2,228.74	\$ 2,310.03
MGS-S Customer 8296	\$ 5,914.06	\$ 6,056.27	2.40%	\$ 16,755.40	\$ 16,897.61	0.85%	\$ 2,501.20	\$ 2,608.11
MGS-S Customer 8297	\$ 6,070.70	\$ 6,186.77	1.91%	\$ 19,573.47	\$ 19,689.54	0.59%	\$ 2,403.96	\$ 2,499.90
MGS-S Customer 8298	\$ 1,913.89	\$ 2,042.79	6.73%	\$ 4,619.65	\$ 4,748.55	2.79%	\$ 1,239.40	\$ 1,301.06
MGS-S Customer 8299	\$ 5,239.14	\$ 5,378.30	2.66%	\$ 13,330.95	\$ 13,470.11	1.04%	\$ 2,287.41	\$ 2,393.11
MGS-S Customer 8300	\$ 5,171.18	\$ 5,309.71	2.68%	\$ 17,798.34	\$ 17,936.87	0.78%	\$ 2,239.08	\$ 2,335.40
MGS-S Customer 8301	\$ 4,114.92	\$ 4,249.29	3.27%	\$ 10,134.10	\$ 10,268.47	1.33%	\$ 1,937.85	\$ 2,010.55
MGS-S Customer 8302	\$ 2,899.32	\$ 3,001.34	3.52%	\$ 7,576.36	\$ 7,678.38	1.35%	\$ 1,401.51	\$ 1,452.11
MGS-S Customer 8303	\$ 3,627.00	\$ 3,732.03	2.90%	\$ 11,238.33	\$ 11,343.36	0.93%	\$ 1,620.38	\$ 1,687.38
MGS-S Customer 8304	\$ 9,004.37	\$ 9,161.88	1.75%	\$ 12,834.37	\$ 12,991.88	1.23%	\$ 3,589.52	\$ 3,739.36
MGS-S Customer 8305	\$ 2,873.41	\$ 3,001.84	4.47%	\$ 5,887.69	\$ 6,016.12	2.18%	\$ 1,524.92	\$ 1,601.95
MGS-S Customer 8306	\$ 4,517.59	\$ 4,627.09	2.42%	\$ 11,996.03	\$ 12,105.53	0.91%	\$ 1,931.45	\$ 1,997.06
MGS-S Customer 8307	\$ 5,139.57	\$ 5,278.15	2.70%	\$ 13,764.42	\$ 13,903.00	1.01%	\$ 2,247.87	\$ 2,355.12
MGS-S Customer 8308	\$ 6,040.41	\$ 6,183.96	2.38%	\$ 10,460.13	\$ 10,603.68	1.37%	\$ 2,593.03	\$ 2,696.71
MGS-S Customer 8309	\$ 5,742.42	\$ 5,884.47	2.47%	\$ 10,280.97	\$ 10,423.02	1.38%	\$ 2,488.47	\$ 2,592.56
MGS-S Customer 8310	\$ 25,247.31	\$ 25,475.40	0.90%	\$ 95,519.47	\$ 95,747.56	0.24%	\$ 8,606.26	\$ 8,946.49
MGS-S Customer 8311	\$ 11,495.64	\$ 11,677.80	1.58%	\$ 18,214.34	\$ 18,396.50	1.00%	\$ 4,501.72	\$ 4,676.14
MGS-S Customer 8312	\$ 5,659.22	\$ 5,800.31	2.49%	\$ 15,289.48	\$ 15,430.57	0.92%	\$ 2,422.49	\$ 2,527.93
MGS-S Customer 8313	\$ 7,387.77	\$ 7,590.69	2.75%	\$ 14,586.38	\$ 14,789.30	1.39%	\$ 3,418.59	\$ 3,490.01
MGS-S Customer 8314	\$ 31,297.16	\$ 31,550.89	0.81%	\$ 143,915.43	\$ 144,169.16	0.18%	\$ 10,400.34	\$ 10,747.55
MGS-S Customer 8315	\$ 5,181.45	\$ 5,320.74	2.69%	\$ 12,613.16	\$ 12,752.45	1.10%	\$ 2,287.60	\$ 2,373.49
MGS-S Customer 8316	\$ 4,372.55	\$ 4,508.00	3.10%	\$ 11,032.18	\$ 11,167.63	1.23%	\$ 2,016.74	\$ 2,097.06
MGS-S Customer 8317	\$ 12,551.73	\$ 12,723.56	1.37%	\$ 42,123.17	\$ 42,295.00	0.41%	\$ 4,607.48	\$ 4,796.56

Internal Use

Customer	Delivery 1/24 Prices	Delivery 8/24 Prices	Delivery % Difference	Bundled 1/24 Prices	Bundled 8/24 Prices	Bundled % Difference	Distribution 8/24 Prices	Distribution 1/25 Prices
MGS-S Customer 8318	\$ 7,227.97	\$ 7,348.65	1.67%	\$ 30,372.42	\$ 30,493.10	0.40%	\$ 2,730.23	\$ 2,835.17
MGS-S Customer 8319	\$ 3,924.84	\$ 4,031.70	2.72%	\$ 6,989.73	\$ 7,096.59	1.53%	\$ 1,750.56	\$ 1,824.40
MGS-S Customer 8320	\$ 7,549.84	\$ 7,699.45	1.98%	\$ 21,819.09	\$ 21,968.70	0.69%	\$ 3,027.97	\$ 3,156.03
MGS-S Customer 8321	\$ 9,907.29	\$ 10,066.66	1.61%	\$ 33,669.56	\$ 33,828.93	0.47%	\$ 3,734.80	\$ 3,919.00
MGS-S Customer 8322	\$ 5,512.63	\$ 5,653.02	2.55%	\$ 17,167.64	\$ 17,308.03	0.82%	\$ 2,367.38	\$ 2,459.96
MGS-S Customer 8323	\$ 6,937.97	\$ 7,084.66	2.11%	\$ 24,996.20	\$ 25,142.89	0.59%	\$ 2,810.92	\$ 2,910.80
MGS-S Customer 8324	\$ 5,957.60	\$ 6,100.46	2.40%	\$ 12,672.08	\$ 12,814.94	1.13%	\$ 2,545.84	\$ 2,652.35
MGS-S Customer 8325	\$ 14,964.52	\$ 15,120.39	1.04%	\$ 58,823.49	\$ 58,979.36	0.26%	\$ 5,217.69	\$ 5,387.05
MGS-S Customer 8326	\$ 4,520.39	\$ 4,629.71	2.42%	\$ 12,121.21	\$ 12,230.53	0.90%	\$ 1,923.65	\$ 1,999.34
MGS-S Customer 8327	\$ 9,105.29	\$ 9,262.17	1.72%	\$ 30,052.11	\$ 30,208.99	0.52%	\$ 3,529.94	\$ 3,645.89
MGS-S Customer 8328	\$ 2,554.53	\$ 2,654.69	3.92%	\$ 7,920.35	\$ 8,020.51	1.26%	\$ 1,273.80	\$ 1,328.47
MGS-S Customer 8329	\$ 2,660.29	\$ 2,761.02	3.79%	\$ 12,331.11	\$ 12,431.84	0.82%	\$ 1,301.78	\$ 1,328.70
MGS-S Customer 8330	\$ 9,308.88	\$ 9,466.61	1.69%	\$ 30,044.31	\$ 30,202.04	0.52%	\$ 3,594.18	\$ 3,720.21
MGS-S Customer 8331	\$ 3,844.31	\$ 3,977.18	3.46%	\$ 10,710.53	\$ 10,843.40	1.24%	\$ 1,835.10	\$ 1,911.44
MGS-S Customer 8332	\$ 12,965.23	\$ 13,114.09	1.15%	\$ 24,574.42	\$ 24,723.28	0.61%	\$ 4,736.96	\$ 4,925.79
MGS-S Customer 8333	\$ 6,124.30	\$ 6,268.07	2.35%	\$ 17,201.13	\$ 17,344.90	0.84%	\$ 2,596.34	\$ 2,672.83
MGS-S Customer 8334	\$ 5,008.64	\$ 5,146.50	2.75%	\$ 18,158.10	\$ 18,295.96	0.76%	\$ 2,187.48	\$ 2,272.96
MGS-S Customer 8335	\$ 3,294.00	\$ 3,397.69	3.15%	\$ 8,663.48	\$ 8,767.17	1.20%	\$ 1,524.38	\$ 1,586.69
MGS-S Customer 8336	\$ 14,919.52	\$ 15,103.71	1.23%	\$ 43,695.68	\$ 43,879.87	0.42%	\$ 5,457.61	\$ 5,617.52
MGS-S Customer 8337	\$ 4,777.11	\$ 4,914.57	2.88%	\$ 10,637.35	\$ 10,774.81	1.29%	\$ 2,158.94	\$ 2,244.16
MGS-S Customer 8338	\$ 2,832.38	\$ 2,960.77	4.53%	\$ 7,029.40	\$ 7,157.79	1.83%	\$ 1,514.62	\$ 1,575.95
MGS-S Customer 8339	\$ 15,224.40	\$ 15,408.65	1.21%	\$ 55,138.98	\$ 55,323.23	0.33%	\$ 5,470.24	\$ 5,648.41
MGS-S Customer 8340	\$ 6,068.74	\$ 6,212.05	2.36%	\$ 13,859.92	\$ 14,003.23	1.03%	\$ 2,577.69	\$ 2,683.04
MGS-S Customer 8341	\$ 6,209.23	\$ 6,352.89	2.31%	\$ 18,337.40	\$ 18,481.06	0.78%	\$ 2,599.25	\$ 2,700.12
MGS-S Customer 8342	\$ 5,104.64	\$ 5,243.38	2.72%	\$ 11,604.30	\$ 11,743.04	1.20%	\$ 2,255.84	\$ 2,356.66
MGS-S Customer 8343	\$ 5,551.95	\$ 5,693.00	2.54%	\$ 9,607.85	\$ 9,748.90	1.47%	\$ 2,421.49	\$ 2,531.07
MGS-S Customer 8344	\$ 18,710.70	\$ 19,003.71	1.57%	\$ 41,883.37	\$ 42,176.38	0.70%	\$ 7,414.40	\$ 7,574.34
MGS-S Customer 8345	\$ 5,918.58	\$ 6,061.14	2.41%	\$ 16,211.45	\$ 16,354.01	0.88%	\$ 2,518.50	\$ 2,610.30
MGS-S Customer 8346	\$ 15,499.28	\$ 15,684.26	1.19%	\$ 38,173.76	\$ 38,358.74	0.48%	\$ 5,582.13	\$ 5,894.90
MGS-S Customer 8347	\$ 1,937.94	\$ 2,062.01	6.40%	\$ 3,706.06	\$ 3,830.13	3.35%	\$ 1,215.95	\$ 1,284.28
MGS-S Customer 8348	\$ 1,282.89	\$ 1,403.95	9.44%	\$ 3,067.46	\$ 3,188.52	3.95%	\$ 999.63	\$ 1,053.80
MGS-S Customer 8349	\$ 7,763.57	\$ 7,913.83	1.94%	\$ 23,349.13	\$ 23,499.39	0.64%	\$ 3,080.36	\$ 3,224.31
MGS-S Customer 8350	\$ 48,863.94	\$ 49,644.57	1.60%	\$ 83,348.71	\$ 84,129.34	0.94%	\$ 20,080.47	\$ 20,236.72
MGS-S Customer 8351	\$ 4,226.70	\$ 4,334.46	2.55%	\$ 13,596.66	\$ 13,704.42	0.79%	\$ 1,812.42	\$ 1,884.03
MGS-S Customer 8352	\$ 20,776.25	\$ 20,983.89	1.00%	\$ 87,670.77	\$ 87,878.41	0.24%	\$ 7,141.40	\$ 7,401.66
MGS-S Customer 8353	\$ 19,561.66	\$ 19,767.45	1.05%	\$ 59,444.25	\$ 59,650.04	0.35%	\$ 6,975.35	\$ 7,153.72
MGS-S Customer 8354	\$ 7,584.79	\$ 7,735.88	1.99%	\$ 12,656.27	\$ 12,807.36	1.19%	\$ 3,121.43	\$ 3,228.80
MGS-S Customer 8355	\$ 7,585.50	\$ 7,735.68	1.98%	\$ 20,380.17	\$ 20,530.35	0.74%	\$ 3,061.01	\$ 3,176.03
MGS-S Customer 8356	\$ 5,025.19	\$ 5,137.03	2.23%	\$ 14,138.86	\$ 14,250.70	0.79%	\$ 2,095.12	\$ 2,161.87
MGS-S Customer 8357	\$ 2,375.81	\$ 2,475.03	4.18%	\$ 9,198.38	\$ 9,297.60	1.08%	\$ 1,205.63	\$ 1,254.99

Customer	Delivery 1/24 Prices	Delivery 8/24 Prices	Delivery % Difference	Bundled 1/24 Prices	Bundled 8/24 Prices	Bundled % Difference	Distribution 8/24 Prices	Distribution 1/25 Prices
MGS-S Customer 8358	\$ 20,466.26	\$ 20,673.78	1.01%	\$ 77,927.17	\$ 78,134.69	0.27%	\$ 7,120.97	\$ 7,355.27
MGS-S Customer 8359	\$ 4,408.25	\$ 4,544.06	3.08%	\$ 9,320.10	\$ 9,455.91	1.46%	\$ 2,041.79	\$ 2,121.74
MGS-S Customer 8360	\$ 15,695.39	\$ 15,882.57	1.19%	\$ 38,676.10	\$ 38,863.28	0.48%	\$ 5,703.74	\$ 5,945.43
MGS-S Customer 8361	\$ 9,788.51	\$ 9,948.54	1.63%	\$ 29,592.69	\$ 29,752.72	0.54%	\$ 3,759.22	\$ 3,895.44
MGS-S Customer 8362	\$ 3,802.31	\$ 3,908.50	2.79%	\$ 8,910.24	\$ 9,016.43	1.19%	\$ 1,700.11	\$ 1,765.62
MGS-S Customer 8363	\$ 13,034.86	\$ 13,208.09	1.33%	\$ 57,809.53	\$ 57,982.76	0.30%	\$ 4,691.21	\$ 4,850.05
MGS-S Customer 8364	\$ 4,407.41	\$ 4,542.85	3.07%	\$ 12,811.85	\$ 12,947.29	1.06%	\$ 2,016.30	\$ 2,096.85
MGS-S Customer 8365	\$ 4,902.96	\$ 5,041.04	2.82%	\$ 10,550.56	\$ 10,688.64	1.31%	\$ 2,203.02	\$ 2,289.64
MGS-S Customer 8366	\$ 8,815.44	\$ 8,943.73	1.46%	\$ 31,800.49	\$ 31,928.78	0.40%	\$ 3,269.21	\$ 3,390.74
MGS-S Customer 8367	\$ 8,533.53	\$ 8,661.09	1.49%	\$ 23,872.28	\$ 23,999.84	0.53%	\$ 3,221.25	\$ 3,348.21
MGS-S Customer 8368	\$ 4,023.63	\$ 4,130.47	2.66%	\$ 12,967.39	\$ 13,074.23	0.82%	\$ 1,747.22	\$ 1,815.96
MGS-S Customer 8369	\$ 10,428.81	\$ 10,592.21	1.57%	\$ 24,711.77	\$ 24,875.17	0.66%	\$ 4,004.24	\$ 4,161.18
MGS-S Customer 8370	\$ 3,789.82	\$ 3,922.58	3.50%	\$ 10,572.63	\$ 10,705.39	1.26%	\$ 1,823.09	\$ 1,891.38
MGS-S Customer 8371	\$ 4,142.74	\$ 4,277.29	3.25%	\$ 11,190.52	\$ 11,325.07	1.20%	\$ 1,946.62	\$ 2,011.16
MGS-S Customer 8372	\$ 4,538.60	\$ 4,675.00	3.01%	\$ 9,458.22	\$ 9,594.62	1.44%	\$ 2,084.20	\$ 2,167.68
MGS-S Customer 8373	\$ 7,686.44	\$ 7,836.93	1.96%	\$ 24,953.97	\$ 25,104.46	0.60%	\$ 3,076.27	\$ 3,176.11
MGS-S Customer 8374	\$ 7,092.21	\$ 7,212.85	1.70%	\$ 25,696.96	\$ 25,817.60	0.47%	\$ 2,723.00	\$ 2,818.07
MGS-S Customer 8375	\$ 15,593.11	\$ 15,779.89	1.20%	\$ 36,398.24	\$ 36,585.02	0.51%	\$ 5,678.40	\$ 5,926.79
MGS-S Customer 8376	\$ 11,573.85	\$ 11,741.47	1.45%	\$ 41,620.62	\$ 41,788.24	0.40%	\$ 4,295.49	\$ 4,445.41
MGS-S Customer 8377	\$ 5,609.58	\$ 5,750.95	2.52%	\$ 14,174.56	\$ 14,315.93	1.00%	\$ 2,430.91	\$ 2,513.27
MGS-S Customer 8378	\$ 4,270.24	\$ 4,405.26	3.16%	\$ 12,227.56	\$ 12,362.58	1.10%	\$ 1,981.05	\$ 2,049.90
MGS-S Customer 8379	\$ 40,835.04	\$ 41,222.81	0.95%	\$ 172,558.19	\$ 172,945.96	0.22%	\$ 14,176.13	\$ 14,515.30
MGS-S Customer 8380	\$ 9,681.51	\$ 9,841.88	1.66%	\$ 22,387.63	\$ 22,548.00	0.72%	\$ 3,779.24	\$ 3,906.65
MGS-S Customer 8381	\$ 8,389.62	\$ 8,545.20	1.85%	\$ 11,085.79	\$ 11,241.37	1.40%	\$ 3,429.09	\$ 3,521.71
MGS-S Customer 8382	\$ 8,361.34	\$ 8,514.96	1.84%	\$ 23,156.77	\$ 23,310.39	0.66%	\$ 3,307.24	\$ 3,433.51
MGS-S Customer 8383	\$ 4,674.21	\$ 4,811.36	2.93%	\$ 8,106.92	\$ 8,244.07	1.69%	\$ 2,138.42	\$ 2,226.19
MGS-S Customer 8384	\$ 3,953.69	\$ 4,060.24	2.69%	\$ 13,213.62	\$ 13,320.17	0.81%	\$ 1,724.82	\$ 1,788.32
MGS-S Customer 8385	\$ 5,163.98	\$ 5,372.49	4.04%	\$ 7,741.77	\$ 7,950.28	2.69%	\$ 2,818.24	\$ 2,844.88
MGS-S Customer 8386	\$ 5,529.75	\$ 5,670.25	2.54%	\$ 17,130.94	\$ 17,271.44	0.82%	\$ 2,374.17	\$ 2,466.15
MGS-S Customer 8387	\$ 3,614.96	\$ 3,747.11	3.66%	\$ 8,539.95	\$ 8,672.10	1.55%	\$ 1,778.63	\$ 1,843.01
MGS-S Customer 8388	\$ 3,976.86	\$ 4,110.74	3.37%	\$ 8,117.20	\$ 8,251.08	1.65%	\$ 1,903.24	\$ 1,975.95
MGS-S Customer 8389	\$ 6,371.55	\$ 6,489.34	1.85%	\$ 7,130.26	\$ 7,248.05	1.65%	\$ 2,551.62	\$ 2,707.44
MGS-S Customer 8390	\$ 856.86	\$ 975.42	13.84%	\$ 8,495.16	\$ 8,613.72	1.40%	\$ 819.60	\$ 861.98
MGS-S Customer 8391	\$ 2,930.98	\$ 3,032.99	3.48%	\$ 8,766.20	\$ 8,868.21	1.16%	\$ 1,402.53	\$ 1,455.38
MGS-S Customer 8392	\$ 6,394.75	\$ 6,539.37	2.26%	\$ 19,660.30	\$ 19,804.92	0.74%	\$ 2,662.41	\$ 2,754.56
MGS-S Customer 8393	\$ 5,324.99	\$ 5,464.58	2.62%	\$ 14,648.91	\$ 14,788.50	0.95%	\$ 2,314.15	\$ 2,412.62
MGS-S Customer 8394	\$ 5,386.19	\$ 5,525.72	2.59%	\$ 18,151.73	\$ 18,291.26	0.77%	\$ 2,310.44	\$ 2,409.65
MGS-S Customer 8395	\$ 5,845.36	\$ 5,960.60	1.97%	\$ 17,126.61	\$ 17,241.85	0.67%	\$ 2,344.54	\$ 2,436.59
MGS-S Customer 8396	\$ 6,940.89	\$ 7,088.32	2.12%	\$ 18,075.08	\$ 18,222.51	0.82%	\$ 2,861.90	\$ 2,960.57
MGS-S Customer 8397	\$ 4,931.11	\$ 5,069.06	2.80%	\$ 14,693.68	\$ 14,831.63	0.94%	\$ 2,190.36	\$ 2,268.43

Internal Use

Customer	Delivery 1/24 Prices	Delivery 8/24 Prices	Delivery % Difference	Bundled 1/24 Prices	Bundled 8/24 Prices	Bundled % Difference	Distribution 8/24 Prices	Distribution 1/25 Prices
MGS-S Customer 8398	\$ 6,553.94	\$ 6,698.72	2.21%	\$ 24,642.56	\$ 24,787.34	0.59%	\$ 2,677.33	\$ 2,777.36
MGS-S Customer 8399	\$ 37,893.33	\$ 38,175.46	0.74%	\$ 146,740.90	\$ 147,023.03	0.19%	\$ 12,505.97	\$ 13,120.96
MGS-S Customer 8400	\$ 4,751.53	\$ 4,900.06	3.13%	\$ 17,494.21	\$ 17,642.74	0.85%	\$ 2,190.36	\$ 2,262.10
MGS-S Customer 8401	\$ 19,755.98	\$ 19,961.54	1.04%	\$ 65,799.67	\$ 66,005.23	0.31%	\$ 6,973.71	\$ 7,184.55
MGS-S Customer 8402	\$ 1,850.04	\$ 1,946.18	5.20%	\$ 12,027.16	\$ 12,123.30	0.80%	\$ 993.98	\$ 1,050.31
MGS-S Customer 8403	\$ 5,771.77	\$ 5,913.66	2.46%	\$ 13,107.50	\$ 13,249.39	1.08%	\$ 2,477.90	\$ 2,583.20
MGS-S Customer 8404	\$ 14,251.54	\$ 14,443.19	1.34%	\$ 64,874.91	\$ 65,066.56	0.30%	\$ 5,155.22	\$ 5,320.18
MGS-S Customer 8405	\$ 1,983.61	\$ 2,107.83	6.26%	\$ 6,298.21	\$ 6,422.43	1.97%	\$ 1,222.18	\$ 1,279.78
MGS-S Customer 8406	\$ 11,030.03	\$ 11,196.45	1.51%	\$ 24,426.30	\$ 24,592.72	0.68%	\$ 4,216.63	\$ 4,376.78
MGS-S Customer 8407	\$ 11,186.33	\$ 11,353.38	1.49%	\$ 30,026.12	\$ 30,193.17	0.56%	\$ 4,250.15	\$ 4,387.57
MGS-S Customer 8408	\$ 4,416.99	\$ 4,552.53	3.07%	\$ 9,877.65	\$ 10,013.19	1.37%	\$ 2,029.28	\$ 2,124.10
MGS-S Customer 8409	\$ 16,990.67	\$ 17,182.74	1.13%	\$ 60,950.19	\$ 61,142.26	0.32%	\$ 6,030.45	\$ 6,239.30
MGS-S Customer 8410	\$ 9,106.12	\$ 9,263.46	1.73%	\$ 24,900.33	\$ 25,057.67	0.63%	\$ 3,563.52	\$ 3,683.53
MGS-S Customer 8411	\$ 10,728.94	\$ 10,894.91	1.55%	\$ 23,969.81	\$ 24,135.78	0.69%	\$ 4,123.85	\$ 4,278.53
MGS-S Customer 8412	\$ 13,737.29	\$ 13,917.42	1.31%	\$ 15,396.40	\$ 15,576.53	1.17%	\$ 5,198.20	\$ 5,410.57
MGS-S Customer 8413	\$ 781.77	\$ 900.68	15.21%	\$ 1,003.90	\$ 1,122.81	11.84%	\$ 844.75	\$ 888.78
MGS-S Customer 8414	\$ 4,520.97	\$ 4,630.10	2.41%	\$ 14,614.91	\$ 14,724.04	0.75%	\$ 1,908.40	\$ 1,981.29
MGS-S Customer 8415	\$ 3,543.21	\$ 3,674.74	3.71%	\$ 9,704.31	\$ 9,835.84	1.36%	\$ 1,738.72	\$ 1,811.09
MGS-S Customer 8416	\$ 12,022.52	\$ 12,214.49	1.60%	\$ 60,893.09	\$ 61,085.06	0.32%	\$ 4,482.35	\$ 4,628.09
MGS-S Customer 8417	\$ 4,853.35	\$ 4,991.28	2.84%	\$ 10,749.36	\$ 10,887.29	1.28%	\$ 2,189.71	\$ 2,269.11
MGS-S Customer 8418	\$ 3,731.21	\$ 3,836.45	2.82%	\$ 14,293.17	\$ 14,398.41	0.74%	\$ 1,634.73	\$ 1,702.91
MGS-S Customer 8419	\$ 6,256.43	\$ 6,399.79	2.29%	\$ 22,277.34	\$ 22,420.70	0.64%	\$ 2,582.40	\$ 2,690.50
MGS-S Customer 8420	\$ 3,817.55	\$ 3,950.22	3.48%	\$ 11,882.39	\$ 12,015.06	1.12%	\$ 1,819.22	\$ 1,893.15
MGS-S Customer 8421	\$ 3,920.88	\$ 4,053.76	3.39%	\$ 14,452.90	\$ 14,585.78	0.92%	\$ 1,835.45	\$ 1,912.13
MGS-S Customer 8422	\$ 29,978.86	\$ 30,252.48	0.91%	\$ 87,567.75	\$ 87,841.37	0.31%	\$ 10,512.94	\$ 10,799.74
MGS-S Customer 8423	\$ 55,877.79	\$ 56,326.12	0.80%	\$ 116,848.88	\$ 117,297.21	0.38%	\$ 19,550.60	\$ 20,194.85
MGS-S Customer 8424	\$ 2,250.06	\$ 2,348.82	4.39%	\$ 6,439.42	\$ 6,538.18	1.53%	\$ 1,176.09	\$ 1,231.25
MGS-S Customer 8425	\$ 3,933.19	\$ 4,039.48	2.70%	\$ 10,347.61	\$ 10,453.90	1.03%	\$ 1,717.61	\$ 1,806.93
MGS-S Customer 8426	\$ 9,556.30	\$ 9,687.84	1.38%	\$ 29,410.75	\$ 29,542.29	0.45%	\$ 3,515.63	\$ 3,679.02
MGS-S Customer 8427	\$ 8,389.90	\$ 8,543.98	1.84%	\$ 24,341.11	\$ 24,495.19	0.63%	\$ 3,328.14	\$ 3,429.96
MGS-S Customer 8428	\$ 8,008.84	\$ 8,160.28	1.89%	\$ 25,011.27	\$ 25,162.71	0.61%	\$ 3,160.30	\$ 3,298.05
MGS-S Customer 8429	\$ 3,363.44	\$ 3,467.42	3.09%	\$ 9,146.67	\$ 9,250.65	1.14%	\$ 1,544.36	\$ 1,608.18
MGS-S Customer 8430	\$ 3,981.60	\$ 4,088.30	2.68%	\$ 10,205.66	\$ 10,312.36	1.05%	\$ 1,743.02	\$ 1,823.07
MGS-S Customer 8431	\$ 8,908.81	\$ 9,037.58	1.45%	\$ 26,665.38	\$ 26,794.15	0.48%	\$ 3,316.05	\$ 3,466.36
MGS-S Customer 8432	\$ 10,372.78	\$ 10,508.13	1.30%	\$ 31,141.34	\$ 31,276.69	0.43%	\$ 3,785.79	\$ 3,957.71
MGS-S Customer 8433	\$ 5,973.91	\$ 6,117.80	2.41%	\$ 12,402.96	\$ 12,546.85	1.16%	\$ 2,594.03	\$ 2,648.87
MGS-S Customer 8434	\$ 4,346.01	\$ 4,454.72	2.50%	\$ 10,931.37	\$ 11,040.08	0.99%	\$ 1,877.32	\$ 1,944.10
MGS-S Customer 8435	\$ 3,538.66	\$ 3,670.14	3.72%	\$ 8,195.02	\$ 8,326.50	1.60%	\$ 1,740.10	\$ 1,822.28
MGS-S Customer 8436	\$ 10,293.57	\$ 10,428.67	1.31%	\$ 36,194.29	\$ 36,329.39	0.37%	\$ 3,750.98	\$ 3,885.91
MGS-S Customer 8437	\$ 8,817.86	\$ 8,973.80	1.77%	\$ 19,930.80	\$ 20,086.74	0.78%	\$ 3,477.31	\$ 3,621.97

Internal Use

Customer	Delivery 1/24 Prices	Delivery 8/24 Prices	Delivery % Difference	Bundled 1/24 Prices	Bundled 8/24 Prices	Bundled % Difference	Distribution 8/24 Prices	Distribution 1/25 Prices
MGS-S Customer 8438	\$ 3,555.21	\$ 3,659.95	2.95%	\$ 11,217.73	\$ 11,322.47	0.93%	\$ 1,597.93	\$ 1,661.33
MGS-S Customer 8439	\$ 2,896.32	\$ 2,999.17	3.55%	\$ 5,447.37	\$ 5,550.22	1.89%	\$ 1,443.95	\$ 1,458.28
MGS-S Customer 8440	\$ 5,316.98	\$ 5,430.07	2.13%	\$ 16,955.99	\$ 17,069.08	0.67%	\$ 2,181.02	\$ 2,244.56
MGS-S Customer 8441	\$ 6,578.69	\$ 6,723.72	2.20%	\$ 22,409.35	\$ 22,554.38	0.65%	\$ 2,697.51	\$ 2,803.14
MGS-S Customer 8442	\$ 4,093.08	\$ 4,200.79	2.63%	\$ 7,290.18	\$ 7,397.89	1.48%	\$ 1,809.63	\$ 1,881.39
MGS-S Customer 8443	\$ 1,941.54	\$ 2,065.66	6.39%	\$ 5,383.39	\$ 5,507.51	2.31%	\$ 1,214.60	\$ 1,271.13
MGS-S Customer 8444	\$ 4,795.62	\$ 4,905.99	2.30%	\$ 9,160.61	\$ 9,270.98	1.20%	\$ 2,013.49	\$ 2,125.63
MGS-S Customer 8445	\$ 9,799.09	\$ 9,959.06	1.63%	\$ 32,962.62	\$ 33,122.59	0.49%	\$ 3,749.01	\$ 3,872.60
MGS-S Customer 8446	\$ 4,933.47	\$ 5,071.22	2.79%	\$ 14,097.07	\$ 14,234.82	0.98%	\$ 2,183.10	\$ 2,276.88
MGS-S Customer 8447	\$ 4,522.16	\$ 4,658.46	3.01%	\$ 8,805.68	\$ 8,941.98	1.55%	\$ 2,079.30	\$ 2,167.50
MGS-S Customer 8448	\$ 6,204.06	\$ 6,348.99	2.34%	\$ 6,204.06	\$ 6,348.99	2.34%	\$ 2,686.10	\$ 2,783.41
MGS-S Customer 8449	\$ 9,027.94	\$ 9,184.71	1.74%	\$ 26,283.58	\$ 26,440.35	0.60%	\$ 3,524.69	\$ 3,646.43
MGS-S Customer 8450	\$ 6,700.38	\$ 6,846.17	2.18%	\$ 20,748.18	\$ 20,893.97	0.70%	\$ 2,751.16	\$ 2,858.32
MGS-S Customer 8451	\$ 5,144.68	\$ 5,283.08	2.69%	\$ 18,362.70	\$ 18,501.10	0.75%	\$ 2,228.31	\$ 2,321.30
MGS-S Customer 8452	\$ 18,596.65	\$ 18,796.52	1.07%	\$ 62,505.89	\$ 62,705.76	0.32%	\$ 6,579.83	\$ 6,799.22
MGS-S Customer 8453	\$ 5,398.38	\$ 5,511.77	2.10%	\$ 10,910.46	\$ 11,023.85	1.04%	\$ 2,220.74	\$ 2,324.95
MGS-S Customer 8454	\$ 911.27	\$ 1,003.99	10.17%	\$ 1,643.13	\$ 1,735.85	5.64%	\$ 747.73	\$ 787.93
MGS-S Customer 8455	\$ 16,787.71	\$ 17,167.27	2.26%	\$ 32,131.04	\$ 32,510.60	1.18%	\$ 7,522.46	\$ 7,563.92
MGS-S Customer 8456	\$ 3,393.31	\$ 3,524.51	3.87%	\$ 8,256.37	\$ 8,387.57	1.59%	\$ 1,708.92	\$ 1,764.68
MGS-S Customer 8457	\$ 8,882.64	\$ 9,038.50	1.75%	\$ 27,187.68	\$ 27,343.54	0.57%	\$ 3,463.58	\$ 3,589.48
MGS-S Customer 8458	\$ 2,854.91	\$ 2,956.98	3.58%	\$ 7,363.87	\$ 7,465.94	1.39%	\$ 1,399.00	\$ 1,434.66
MGS-S Customer 8459	\$ 4,754.97	\$ 4,892.32	2.89%	\$ 12,565.35	\$ 12,702.70	1.09%	\$ 2,146.14	\$ 2,220.28
MGS-S Customer 8460	\$ 4,575.35	\$ 4,711.55	2.98%	\$ 14,360.89	\$ 14,497.09	0.95%	\$ 2,067.53	\$ 2,144.60
MGS-S Customer 8461	\$ 3,931.34	\$ 4,064.63	3.39%	\$ 7,634.05	\$ 7,767.34	1.75%	\$ 1,872.44	\$ 1,968.23
MGS-S Customer 8462	\$ 2,851.68	\$ 2,980.02	4.50%	\$ 8,286.06	\$ 8,414.40	1.55%	\$ 1,512.03	\$ 1,574.03
MGS-S Customer 8463	\$ 5,121.63	\$ 5,233.71	2.19%	\$ 15,153.98	\$ 15,266.06	0.74%	\$ 2,115.79	\$ 2,190.57
MGS-S Customer 8464	\$ 4,821.51	\$ 4,958.30	2.84%	\$ 18,464.59	\$ 18,601.38	0.74%	\$ 2,115.28	\$ 2,205.57
MGS-S Customer 8465	\$ 3,602.43	\$ 3,733.96	3.65%	\$ 7,140.03	\$ 7,271.56	1.84%	\$ 1,753.41	\$ 1,856.94
MGS-S Customer 8466	\$ 5,236.84	\$ 5,349.81	2.16%	\$ 9,904.97	\$ 10,017.94	1.14%	\$ 2,183.63	\$ 2,271.30
MGS-S Customer 8467	\$ 13,802.54	\$ 13,981.33	1.30%	\$ 46,833.88	\$ 47,012.67	0.38%	\$ 5,065.84	\$ 5,192.66
MGS-S Customer 8468	\$ 26,002.30	\$ 26,273.17	1.04%	\$ 94,642.77	\$ 94,913.64	0.29%	\$ 9,159.62	\$ 9,472.20
MGS-S Customer 8469	\$ 4,500.04	\$ 4,609.00	2.42%	\$ 14,756.80	\$ 14,865.76	0.74%	\$ 1,898.41	\$ 1,973.31
MGS-S Customer 8470	\$ 9,328.66	\$ 9,460.40	1.41%	\$ 26,244.25	\$ 26,375.99	0.50%	\$ 3,503.05	\$ 3,608.27
MGS-S Customer 8471	\$ 5,473.65	\$ 5,614.38	2.57%	\$ 10,357.62	\$ 10,498.35	1.36%	\$ 2,394.67	\$ 2,496.32
MGS-S Customer 8472	\$ 4,067.76	\$ 4,175.01	2.64%	\$ 11,997.43	\$ 12,104.68	0.89%	\$ 1,773.71	\$ 1,837.35
MGS-S Customer 8473	\$ 8,008.40	\$ 8,160.03	1.89%	\$ 27,984.89	\$ 28,136.52	0.54%	\$ 3,160.56	\$ 3,270.93
MGS-S Customer 8474	\$ 7,529.29	\$ 7,679.29	1.99%	\$ 18,765.64	\$ 18,915.64	0.80%	\$ 3,050.53	\$ 3,168.11
MGS-S Customer 8475	\$ 11,665.62	\$ 11,833.79	1.44%	\$ 37,571.48	\$ 37,739.65	0.45%	\$ 4,342.51	\$ 4,510.46
MGS-S Customer 8476	\$ 5,968.26	\$ 6,083.91	1.94%	\$ 20,218.88	\$ 20,334.53	0.57%	\$ 2,370.29	\$ 2,457.08
MGS-S Customer 8477	\$ 3,670.81	\$ 3,802.84	3.60%	\$ 10,323.93	\$ 10,455.96	1.28%	\$ 1,776.14	\$ 1,852.81

Customer	Delivery 1/24 Prices	Delivery 8/24 Prices	Delivery % Difference	Bundled 1/24 Prices	Bundled 8/24 Prices	Bundled % Difference	Distribution 8/24 Prices	Distribution 1/25 Prices
MGS-S Customer 8478	\$ 15,473.65	\$ 15,657.58	1.19%	\$ 65,850.22	\$ 66,034.15	0.28%	\$ 5,460.41	\$ 5,666.97
MGS-S Customer 8479	\$ 4,724.82	\$ 4,861.52	2.89%	\$ 16,305.44	\$ 16,442.14	0.84%	\$ 2,104.25	\$ 2,184.43
MGS-S Customer 8480	\$ 5,437.70	\$ 5,577.49	2.57%	\$ 20,378.82	\$ 20,518.61	0.69%	\$ 2,322.77	\$ 2,409.41
MGS-S Customer 8481	\$ 3,090.15	\$ 3,193.04	3.33%	\$ 8,625.65	\$ 8,728.54	1.19%	\$ 1,462.19	\$ 1,512.10
MGS-S Customer 8482	\$ 8,117.08	\$ 8,273.39	1.93%	\$ 23,117.61	\$ 23,273.92	0.68%	\$ 3,244.62	\$ 3,375.04
MGS-S Customer 8483	\$ 12,492.92	\$ 12,770.10	2.22%	\$ 27,319.77	\$ 27,596.95	1.01%	\$ 5,468.58	\$ 5,542.64
MGS-S Customer 8484	\$ 44,046.50	\$ 44,597.40	1.25%	\$ 108,308.39	\$ 108,859.29	0.51%	\$ 16,743.76	\$ 17,035.53
MGS-S Customer 8485	\$ 5,575.76	\$ 5,689.75	2.04%	\$ 16,773.26	\$ 16,887.25	0.68%	\$ 2,255.34	\$ 2,342.60
MGS-S Customer 8486	\$ 19,113.74	\$ 19,412.12	1.56%	\$ 42,594.92	\$ 42,893.30	0.70%	\$ 7,568.08	\$ 7,738.27
MGS-S Customer 8487	\$ 7,031.61	\$ 7,178.53	2.09%	\$ 21,524.81	\$ 21,671.73	0.68%	\$ 2,842.38	\$ 2,975.77
MGS-S Customer 8488	\$ 7,466.97	\$ 7,589.14	1.64%	\$ 25,970.60	\$ 26,092.77	0.47%	\$ 2,838.59	\$ 2,953.00
MGS-S Customer 8489	\$ 7,902.10	\$ 8,029.03	1.61%	\$ 20,032.33	\$ 20,159.26	0.63%	\$ 3,121.03	\$ 3,125.33
MGS-S Customer 8490	\$ 35,414.75	\$ 35,694.90	0.79%	\$ 75,909.79	\$ 76,189.94	0.37%	\$ 12,280.48	\$ 12,703.24
MGS-S Customer 8491	\$ 29,991.73	\$ 30,240.83	0.83%	\$ 109,005.06	\$ 109,254.16	0.23%	\$ 10,116.76	\$ 10,551.31
MGS-S Customer 8492	\$ 20,779.63	\$ 20,989.86	1.01%	\$ 54,427.99	\$ 54,638.22	0.39%	\$ 7,342.73	\$ 7,647.87
MGS-S Customer 8493	\$ 2,966.15	\$ 3,095.36	4.36%	\$ 6,798.44	\$ 6,927.65	1.90%	\$ 1,568.90	\$ 1,623.50
MGS-S Customer 8494	\$ 2,748.58	\$ 2,850.98	3.73%	\$ 6,004.18	\$ 6,106.58	1.71%	\$ 1,402.82	\$ 1,397.87
MGS-S Customer 8495	\$ 3,575.16	\$ 3,679.86	2.93%	\$ 12,888.56	\$ 12,993.26	0.81%	\$ 1,594.36	\$ 1,656.24
MGS-S Customer 8496	\$ 7,030.26	\$ 7,178.19	2.10%	\$ 13,086.23	\$ 13,234.16	1.13%	\$ 2,908.90	\$ 3,033.03
MGS-S Customer 8497	\$ 23,333.15	\$ 23,554.65	0.95%	\$ 80,090.20	\$ 80,311.70	0.28%	\$ 8,106.17	\$ 8,359.09
MGS-S Customer 8498	\$ 4,029.76	\$ 4,163.55	3.32%	\$ 10,903.86	\$ 11,037.65	1.23%	\$ 1,899.05	\$ 1,975.83
MGS-S Customer 8499	\$ 7,928.66	\$ 8,053.81	1.58%	\$ 19,044.23	\$ 19,169.38	0.66%	\$ 3,048.68	\$ 3,166.17
MGS-S Customer 8500	\$ 7,545.65	\$ 7,695.84	1.99%	\$ 23,496.86	\$ 23,647.05	0.64%	\$ 3,048.55	\$ 3,133.32
MGS-S Customer 8501	\$ 11,889.99	\$ 12,063.08	1.46%	\$ 31,378.80	\$ 31,551.89	0.55%	\$ 4,509.89	\$ 4,643.38
MGS-S Customer 8502	\$ 14,060.05	\$ 14,237.00	1.26%	\$ 68,908.21	\$ 69,085.16	0.26%	\$ 4,960.49	\$ 5,138.66
MGS-S Customer 8503	\$ 5,451.81	\$ 5,565.23	2.08%	\$ 17,559.19	\$ 17,672.61	0.65%	\$ 2,211.76	\$ 2,291.53
MGS-S Customer 8504	\$ 8,398.81	\$ 8,551.83	1.82%	\$ 30,003.90	\$ 30,156.92	0.51%	\$ 3,267.40	\$ 3,399.59
MGS-S Customer 8505	\$ 21,458.81	\$ 21,717.12	1.20%	\$ 50,390.37	\$ 50,648.68	0.51%	\$ 7,926.43	\$ 8,205.85
MGS-S Customer 8506	\$ 777.01	\$ 895.57	15.26%	\$ 4,500.98	\$ 4,619.54	2.63%	\$ 819.60	\$ 861.98
MGS-S Customer 8507	\$ 5,499.89	\$ 5,615.02	2.09%	\$ 12,970.68	\$ 13,085.81	0.89%	\$ 2,305.36	\$ 2,328.90
MGS-S Customer 8508	\$ 6,871.97	\$ 7,018.74	2.14%	\$ 20,370.74	\$ 20,517.51	0.72%	\$ 2,817.83	\$ 2,920.86
MGS-S Customer 8509	\$ 29,343.77	\$ 29,593.03	0.85%	\$ 99,986.14	\$ 100,235.40	0.25%	\$ 10,063.05	\$ 10,354.91
MGS-S Customer 8510	\$ 2,008.72	\$ 2,106.38	4.86%	\$ 6,570.13	\$ 6,667.79	1.49%	\$ 1,096.01	\$ 1,143.13
MGS-S Customer 8511	\$ 3,579.95	\$ 3,685.75	2.96%	\$ 8,494.20	\$ 8,600.00	1.25%	\$ 1,655.18	\$ 1,681.33
MGS-S Customer 8512	\$ 3,593.55	\$ 3,725.08	3.66%	\$ 12,258.96	\$ 12,390.49	1.07%	\$ 1,739.22	\$ 1,810.62
MGS-S Customer 8513	\$ 16,452.51	\$ 16,642.65	1.16%	\$ 51,444.62	\$ 51,634.76	0.37%	\$ 5,899.90	\$ 6,118.04
MGS-S Customer 8514	\$ 4,621.61	\$ 4,732.22	2.39%	\$ 12,768.15	\$ 12,878.76	0.87%	\$ 1,991.95	\$ 2,020.40
MGS-S Customer 8515	\$ 11,693.20	\$ 11,860.80	1.43%	\$ 45,675.21	\$ 45,842.81	0.37%	\$ 4,299.94	\$ 4,461.47
MGS-S Customer 8516	\$ 10,257.44	\$ 10,418.77	1.57%	\$ 40,390.60	\$ 40,551.93	0.40%	\$ 3,849.83	\$ 3,984.76
MGS-S Customer 8517	\$ 4,836.08	\$ 4,972.92	2.83%	\$ 18,867.66	\$ 19,004.50	0.73%	\$ 2,118.27	\$ 2,207.68

Internal Use

Customer	Delivery 1/24 Prices	Delivery 8/24 Prices	Delivery % Difference	Bundled 1/24 Prices	Bundled 8/24 Prices	Bundled % Difference	Distribution 8/24 Prices	Distribution 1/25 Prices
MGS-S Customer 8518	\$ 5,153.59	\$ 5,292.28	2.69%	\$ 15,548.04	\$ 15,686.73	0.89%	\$ 2,249.79	\$ 2,344.82
MGS-S Customer 8519	\$ 17,522.19	\$ 17,718.53	1.12%	\$ 38,564.99	\$ 38,761.33	0.51%	\$ 6,346.12	\$ 6,594.51
MGS-S Customer 8520	\$ 2,469.49	\$ 2,569.37	4.04%	\$ 7,046.89	\$ 7,146.77	1.42%	\$ 1,252.55	\$ 1,303.80
MGS-S Customer 8521	\$ 1,949.18	\$ 2,073.34	6.37%	\$ 5,198.72	\$ 5,322.88	2.39%	\$ 1,217.76	\$ 1,275.38
MGS-S Customer 8522	\$ 5,006.20	\$ 5,117.47	2.22%	\$ 16,753.08	\$ 16,864.35	0.66%	\$ 2,060.47	\$ 2,139.24
MGS-S Customer 8523	\$ 1,411.10	\$ 1,532.74	8.62%	\$ 3,282.85	\$ 3,404.49	3.71%	\$ 1,041.36	\$ 1,098.26
MGS-S Customer 8524	\$ 16,294.02	\$ 16,482.37	1.16%	\$ 64,188.78	\$ 64,377.13	0.29%	\$ 5,766.86	\$ 5,968.05
MGS-S Customer 8525	\$ 5,272.89	\$ 5,385.28	2.13%	\$ 14,599.32	\$ 14,711.71	0.77%	\$ 2,150.65	\$ 2,254.28
MGS-S Customer 8526	\$ 4,158.67	\$ 4,266.17	2.58%	\$ 11,574.61	\$ 11,682.11	0.93%	\$ 1,797.49	\$ 1,875.67
MGS-S Customer 8527	\$ 1,711.94	\$ 1,808.40	5.63%	\$ 2,078.84	\$ 2,175.30	4.64%	\$ 1,015.85	\$ 1,071.74
MGS-S Customer 8528	\$ 32,563.35	\$ 32,828.00	0.81%	\$ 144,368.06	\$ 144,632.71	0.18%	\$ 10,841.62	\$ 11,240.65
MGS-S Customer 8529	\$ 6,006.80	\$ 6,149.52	2.38%	\$ 18,326.14	\$ 18,468.86	0.78%	\$ 2,531.54	\$ 2,627.45
MGS-S Customer 8530	\$ 7,702.77	\$ 7,852.99	1.95%	\$ 28,089.69	\$ 28,239.91	0.53%	\$ 3,058.04	\$ 3,160.20
MGS-S Customer 8531	\$ 25,240.15	\$ 25,468.43	0.90%	\$ 75,388.19	\$ 75,616.47	0.30%	\$ 8,665.80	\$ 9,108.61
MGS-S Customer 8532	\$ 4,193.68	\$ 4,328.05	3.20%	\$ 12,813.85	\$ 12,948.22	1.05%	\$ 1,941.20	\$ 2,021.00
MGS-S Customer 8533	\$ 15,491.02	\$ 15,676.77	1.20%	\$ 38,727.68	\$ 38,913.43	0.48%	\$ 5,613.85	\$ 5,877.43
MGS-S Customer 8534	\$ 3,017.44	\$ 3,120.19	3.41%	\$ 6,058.80	\$ 6,161.55	1.70%	\$ 1,453.40	\$ 1,504.86
MGS-S Customer 8535	\$ 10,881.67	\$ 11,045.39	1.50%	\$ 39,209.92	\$ 39,373.64	0.42%	\$ 4,039.46	\$ 4,225.10
MGS-S Customer 8536	\$ 7,624.51	\$ 7,774.83	1.97%	\$ 21,957.74	\$ 22,108.06	0.68%	\$ 3,068.26	\$ 3,177.41
MGS-S Customer 8537	\$ 3,218.67	\$ 3,322.06	3.21%	\$ 8,582.09	\$ 8,685.48	1.20%	\$ 1,501.09	\$ 1,559.82
MGS-S Customer 8538	\$ 4,235.39	\$ 4,370.04	3.18%	\$ 12,294.41	\$ 12,429.06	1.10%	\$ 1,960.13	\$ 2,039.31
MGS-S Customer 8539	\$ 5,046.30	\$ 5,184.84	2.75%	\$ 13,855.00	\$ 13,993.54	1.00%	\$ 2,233.93	\$ 2,316.02
MGS-S Customer 8540	\$ 7,189.92	\$ 7,338.69	2.07%	\$ 13,392.04	\$ 13,540.81	1.11%	\$ 2,965.79	\$ 3,086.70
MGS-S Customer 8541	\$ 7,341.21	\$ 7,491.04	2.04%	\$ 9,958.08	\$ 10,107.91	1.50%	\$ 3,041.10	\$ 3,165.29
MGS-S Customer 8542	\$ 6,174.92	\$ 6,319.40	2.34%	\$ 12,051.73	\$ 12,196.21	1.20%	\$ 2,647.45	\$ 2,728.10
MGS-S Customer 8543	\$ 9,983.92	\$ 10,117.46	1.34%	\$ 37,996.91	\$ 38,130.45	0.35%	\$ 3,637.09	\$ 3,761.16
MGS-S Customer 8544	\$ 6,158.45	\$ 6,302.75	2.34%	\$ 12,721.76	\$ 12,866.06	1.13%	\$ 2,635.54	\$ 2,717.90
MGS-S Customer 8545	\$ 9,345.46	\$ 9,476.91	1.41%	\$ 26,265.62	\$ 26,397.07	0.50%	\$ 3,492.48	\$ 3,618.57
MGS-S Customer 8546	\$ 7,888.22	\$ 8,039.31	1.92%	\$ 26,654.88	\$ 26,805.97	0.57%	\$ 3,124.46	\$ 3,238.61
MGS-S Customer 8547	\$ 5,848.12	\$ 5,989.39	2.42%	\$ 20,099.08	\$ 20,240.35	0.70%	\$ 2,442.22	\$ 2,564.38
MGS-S Customer 8548	\$ 10,173.98	\$ 10,335.87	1.59%	\$ 29,612.51	\$ 29,774.40	0.55%	\$ 3,891.16	\$ 4,033.00
MGS-S Customer 8549	\$ 6,651.28	\$ 6,797.28	2.20%	\$ 15,631.49	\$ 15,777.49	0.93%	\$ 2,767.24	\$ 2,877.92
MGS-S Customer 8550	\$ 5,864.45	\$ 5,980.13	1.97%	\$ 18,683.12	\$ 18,798.80	0.62%	\$ 2,361.96	\$ 2,426.37
MGS-S Customer 8551	\$ 10,788.89	\$ 10,953.72	1.53%	\$ 29,327.03	\$ 29,491.86	0.56%	\$ 4,102.20	\$ 4,255.15
MGS-S Customer 8552	\$ 4,382.66	\$ 4,518.22	3.09%	\$ 8,948.64	\$ 9,084.20	1.51%	\$ 2,028.26	\$ 2,117.26
MGS-S Customer 8553	\$ 4,714.98	\$ 4,824.27	2.32%	\$ 21,699.59	\$ 21,808.88	0.50%	\$ 1,922.87	\$ 2,000.96
MGS-S Customer 8554	\$ 6,051.77	\$ 6,169.61	1.95%	\$ 15,256.05	\$ 15,373.89	0.77%	\$ 2,491.06	\$ 2,506.34
MGS-S Customer 8555	\$ 4,919.64	\$ 5,031.88	2.28%	\$ 11,357.60	\$ 11,469.84	0.99%	\$ 2,106.57	\$ 2,136.16
MGS-S Customer 8556	\$ 10,057.22	\$ 10,192.86	1.35%	\$ 20,711.16	\$ 20,846.80	0.65%	\$ 3,784.81	\$ 3,909.64
MGS-S Customer 8557	\$ 3,462.31	\$ 3,594.17	3.81%	\$ 6,630.04	\$ 6,761.90	1.99%	\$ 1,751.15	\$ 1,798.89

Internal Use

Customer	Delivery 1/24 Prices	Delivery 8/24 Prices	Delivery % Difference	Bundled 1/24 Prices	Bundled 8/24 Prices	Bundled % Difference	Distribution 8/24 Prices	Distribution 1/25 Prices
MGS-S Customer 8558	\$ 5,169.53	\$ 5,281.93	2.17%	\$ 13,358.01	\$ 13,470.41	0.84%	\$ 2,140.65	\$ 2,221.57
MGS-S Customer 8559	\$ 6,272.58	\$ 6,416.63	2.30%	\$ 17,200.76	\$ 17,344.81	0.84%	\$ 2,627.84	\$ 2,731.12
MGS-S Customer 8560	\$ 27,336.78	\$ 27,574.09	0.87%	\$ 104,917.24	\$ 105,154.55	0.23%	\$ 9,260.94	\$ 9,624.94
MGS-S Customer 8561	\$ 3,949.27	\$ 4,082.63	3.38%	\$ 11,616.48	\$ 11,749.84	1.15%	\$ 1,867.87	\$ 1,941.63
MGS-S Customer 8562	\$ 11,021.40	\$ 11,187.88	1.51%	\$ 26,383.01	\$ 26,549.49	0.63%	\$ 4,212.87	\$ 4,356.25
MGS-S Customer 8563	\$ 4,288.17	\$ 4,423.11	3.15%	\$ 10,784.06	\$ 10,919.00	1.25%	\$ 1,983.70	\$ 2,070.29
MGS-S Customer 8564	\$ 55,459.74	\$ 55,824.30	0.66%	\$ 223,948.37	\$ 224,312.93	0.16%	\$ 18,179.56	\$ 18,806.56
MGS-S Customer 8565	\$ 1,144.46	\$ 1,238.19	8.19%	\$ 2,506.14	\$ 2,599.87	3.74%	\$ 820.45	\$ 865.42
MGS-S Customer 8566	\$ 10,981.86	\$ 11,168.36	1.70%	\$ 23,623.99	\$ 23,810.49	0.79%	\$ 4,359.66	\$ 4,492.38
MGS-S Customer 8567	\$ 3,960.78	\$ 4,094.12	3.37%	\$ 5,752.43	\$ 5,885.77	2.32%	\$ 1,883.44	\$ 1,995.48
MGS-S Customer 8568	\$ 5,775.92	\$ 5,917.31	2.45%	\$ 19,946.90	\$ 20,088.29	0.71%	\$ 2,438.73	\$ 2,534.12
MGS-S Customer 8569	\$ 6,687.66	\$ 6,834.79	2.20%	\$ 8,828.05	\$ 8,975.18	1.67%	\$ 2,839.73	\$ 2,935.80
MGS-S Customer 8570	\$ 22,201.60	\$ 22,417.06	0.97%	\$ 71,965.71	\$ 72,181.17	0.30%	\$ 7,713.58	\$ 8,029.55
MGS-S Customer 8571	\$ 20,843.95	\$ 21,055.02	1.01%	\$ 54,492.31	\$ 54,703.38	0.39%	\$ 7,388.12	\$ 7,663.84
MGS-S Customer 8572	\$ 4,139.64	\$ 4,247.42	2.60%	\$ 9,900.13	\$ 10,007.91	1.09%	\$ 1,811.69	\$ 1,878.29
MGS-S Customer 8573	\$ 6,110.62	\$ 6,253.91	2.34%	\$ 16,888.65	\$ 17,031.94	0.85%	\$ 2,574.17	\$ 2,675.58
MGS-S Customer 8574	\$ 9,189.06	\$ 9,321.03	1.44%	\$ 12,827.22	\$ 12,959.19	1.03%	\$ 3,529.90	\$ 3,658.97
MGS-S Customer 8575	\$ 4,031.91	\$ 4,138.84	2.65%	\$ 12,610.25	\$ 12,717.18	0.85%	\$ 1,752.73	\$ 1,821.41
MGS-S Customer 8576	\$ 4,313.11	\$ 4,421.18	2.51%	\$ 14,816.23	\$ 14,924.30	0.73%	\$ 1,834.21	\$ 1,906.04
MGS-S Customer 8577	\$ 4,480.36	\$ 4,589.06	2.43%	\$ 15,358.26	\$ 15,466.96	0.71%	\$ 1,882.37	\$ 1,963.41
MGS-S Customer 8578	\$ 7,617.74	\$ 7,767.07	1.96%	\$ 30,445.56	\$ 30,594.89	0.49%	\$ 3,001.64	\$ 3,116.06
MGS-S Customer 8579	\$ 6,924.37	\$ 7,071.97	2.13%	\$ 18,366.73	\$ 18,514.33	0.80%	\$ 2,866.35	\$ 2,949.25
MGS-S Customer 8580	\$ 4,051.84	\$ 4,158.23	2.63%	\$ 18,703.07	\$ 18,809.46	0.57%	\$ 1,716.12	\$ 1,785.48
MGS-S Customer 8581	\$ 2,461.70	\$ 2,588.26	5.14%	\$ 6,160.19	\$ 6,286.75	2.05%	\$ 1,387.95	\$ 1,451.28
MGS-S Customer 8582	\$ 14,069.28	\$ 14,248.57	1.27%	\$ 45,094.15	\$ 45,273.44	0.40%	\$ 5,126.81	\$ 5,312.03
MGS-S Customer 8583	\$ 5,562.95	\$ 5,705.76	2.57%	\$ 8,515.07	\$ 8,657.88	1.68%	\$ 2,503.42	\$ 2,523.34
MGS-S Customer 8584	\$ 11,640.23	\$ 11,809.19	1.45%	\$ 33,418.88	\$ 33,587.84	0.51%	\$ 4,384.59	\$ 4,524.90
MGS-S Customer 8585	\$ 12,273.21	\$ 12,442.78	1.38%	\$ 40,363.79	\$ 40,533.36	0.42%	\$ 4,475.97	\$ 4,722.88
MGS-S Customer 8586	\$ 18,319.60	\$ 18,519.52	1.09%	\$ 45,715.46	\$ 45,915.38	0.44%	\$ 6,589.44	\$ 6,823.05
MGS-S Customer 8587	\$ 7,884.41	\$ 8,035.22	1.91%	\$ 28,323.89	\$ 28,474.70	0.53%	\$ 3,107.68	\$ 3,226.44
MGS-S Customer 8588	\$ 7,802.15	\$ 7,952.64	1.93%	\$ 24,905.14	\$ 25,055.63	0.60%	\$ 3,091.52	\$ 3,224.61
MGS-S Customer 8589	\$ 867.46	\$ 986.02	13.67%	\$ 9,025.31	\$ 9,143.87	1.31%	\$ 819.60	\$ 861.98
MGS-S Customer 8590	\$ 6,199.68	\$ 6,343.49	2.32%	\$ 18,169.94	\$ 18,313.75	0.79%	\$ 2,605.12	\$ 2,695.70
MGS-S Customer 8591	\$ 8,446.82	\$ 8,601.38	1.83%	\$ 19,105.33	\$ 19,259.89	0.81%	\$ 3,370.32	\$ 3,491.32
MGS-S Customer 8592	\$ 9,648.44	\$ 9,806.73	1.64%	\$ 37,935.55	\$ 38,093.84	0.42%	\$ 3,642.54	\$ 3,788.99
MGS-S Customer 8593	\$ 17,329.33	\$ 17,524.95	1.13%	\$ 39,930.68	\$ 40,126.30	0.49%	\$ 6,285.96	\$ 6,511.65
MGS-S Customer 8594	\$ 12,508.04	\$ 12,681.03	1.38%	\$ 35,801.26	\$ 35,974.25	0.48%	\$ 4,669.33	\$ 4,816.87
MGS-S Customer 8595	\$ 3,950.36	\$ 4,083.56	3.37%	\$ 10,438.82	\$ 10,572.02	1.28%	\$ 1,863.69	\$ 1,953.91
MGS-S Customer 8596	\$ 20,949.78	\$ 21,161.08	1.01%	\$ 56,325.81	\$ 56,537.11	0.38%	\$ 7,407.01	\$ 7,689.87
MGS-S Customer 8597	\$ 3,654.99	\$ 3,786.65	3.60%	\$ 11,044.99	\$ 11,176.65	1.19%	\$ 1,755.83	\$ 1,844.75

Internal Use

Customer	Delivery 1/24 Prices	Delivery 8/24 Prices	Delivery % Difference	Bundled 1/24 Prices	Bundled 8/24 Prices	Bundled % Difference	Distribution 8/24 Prices	Distribution 1/25 Prices
MGS-S Customer 8598	\$ 5,695.33	\$ 5,837.21	2.49%	\$ 12,063.70	\$ 12,205.58	1.18%	\$ 2,470.21	\$ 2,560.23
MGS-S Customer 8599	\$ 10,382.10	\$ 10,545.14	1.57%	\$ 17,630.99	\$ 17,794.03	0.92%	\$ 4,000.55	\$ 4,205.03
MGS-S Customer 8600	\$ 2,796.49	\$ 2,898.49	3.65%	\$ 6,251.82	\$ 6,353.82	1.63%	\$ 1,391.36	\$ 1,420.42
MGS-S Customer 8601	\$ 8,014.93	\$ 8,139.43	1.55%	\$ 31,699.73	\$ 31,824.23	0.39%	\$ 2,998.18	\$ 3,104.78
MGS-S Customer 8602	\$ 6,941.69	\$ 7,087.94	2.11%	\$ 23,313.39	\$ 23,459.64	0.63%	\$ 2,796.29	\$ 2,931.71
MGS-S Customer 8603	\$ 8,286.98	\$ 8,439.77	1.84%	\$ 28,274.55	\$ 28,427.34	0.54%	\$ 3,247.36	\$ 3,370.22
MGS-S Customer 8604	\$ 3,070.53	\$ 3,173.02	3.34%	\$ 10,295.54	\$ 10,398.03	1.00%	\$ 1,437.89	\$ 1,494.86
MGS-S Customer 8605	\$ 6,472.77	\$ 6,617.63	2.24%	\$ 20,542.86	\$ 20,687.72	0.71%	\$ 2,681.00	\$ 2,776.71
MGS-S Customer 8606	\$ 25,441.25	\$ 25,670.05	0.90%	\$ 101,051.80	\$ 101,280.60	0.23%	\$ 8,638.44	\$ 8,977.61
MGS-S Customer 8607	\$ 5,464.13	\$ 5,578.01	2.08%	\$ 12,339.49	\$ 12,453.37	0.92%	\$ 2,247.22	\$ 2,334.45
MGS-S Customer 8608	\$ 4,408.13	\$ 4,543.49	3.07%	\$ 14,180.19	\$ 14,315.55	0.95%	\$ 2,008.92	\$ 2,086.86
MGS-S Customer 8609	\$ 8,836.33	\$ 8,991.59	1.76%	\$ 29,782.00	\$ 29,937.26	0.52%	\$ 3,424.08	\$ 3,556.02
MGS-S Customer 8610	\$ 6,113.68	\$ 6,256.85	2.34%	\$ 18,921.95	\$ 19,065.12	0.76%	\$ 2,563.91	\$ 2,661.43
MGS-S Customer 8611	\$ 4,504.53	\$ 4,640.45	3.02%	\$ 12,343.02	\$ 12,478.94	1.10%	\$ 2,050.98	\$ 2,135.40
MGS-S Customer 8612	\$ 4,144.57	\$ 4,253.07	2.62%	\$ 10,331.38	\$ 10,439.88	1.05%	\$ 1,842.73	\$ 1,868.07
MGS-S Customer 8613	\$ 16,316.61	\$ 16,507.52	1.17%	\$ 36,938.92	\$ 37,129.83	0.52%	\$ 5,954.10	\$ 6,172.71
MGS-S Customer 8614	\$ 3,290.43	\$ 3,394.00	3.15%	\$ 9,476.32	\$ 9,579.89	1.09%	\$ 1,516.50	\$ 1,579.91
MGS-S Customer 8615	\$ 3,212.21	\$ 3,342.40	4.05%	\$ 8,047.85	\$ 8,178.04	1.62%	\$ 1,641.07	\$ 1,703.46
MGS-S Customer 8616	\$ 5,068.14	\$ 5,206.62	2.73%	\$ 15,055.58	\$ 15,194.06	0.92%	\$ 2,230.84	\$ 2,315.90
MGS-S Customer 8617	\$ 4,301.41	\$ 4,409.33	2.51%	\$ 13,726.68	\$ 13,834.60	0.79%	\$ 1,828.79	\$ 1,912.09
MGS-S Customer 8618	\$ 3,853.55	\$ 3,986.92	3.46%	\$ 7,738.51	\$ 7,871.88	1.72%	\$ 1,865.80	\$ 1,933.99
MGS-S Customer 8619	\$ 6,871.72	\$ 6,991.87	1.75%	\$ 19,067.08	\$ 19,187.23	0.63%	\$ 2,689.72	\$ 2,787.51
MGS-S Customer 8620	\$ 4,667.12	\$ 4,804.10	2.94%	\$ 14,228.70	\$ 14,365.68	0.96%	\$ 2,114.38	\$ 2,174.34
MGS-S Customer 8621	\$ 4,175.51	\$ 4,310.30	3.23%	\$ 8,014.88	\$ 8,149.67	1.68%	\$ 1,969.68	\$ 2,048.28
MGS-S Customer 8622	\$ 2,747.28	\$ 2,848.39	3.68%	\$ 7,707.81	\$ 7,808.92	1.31%	\$ 1,341.45	\$ 1,398.80
MGS-S Customer 8623	\$ 20,070.47	\$ 20,275.39	1.02%	\$ 69,925.99	\$ 70,130.91	0.29%	\$ 6,975.79	\$ 7,288.74
MGS-S Customer 8624	\$ 7,654.15	\$ 7,804.61	1.97%	\$ 23,577.93	\$ 23,728.39	0.64%	\$ 3,074.25	\$ 3,174.51
MGS-S Customer 8625	\$ 6,528.06	\$ 6,673.92	2.23%	\$ 9,990.02	\$ 10,135.88	1.46%	\$ 2,760.06	\$ 2,875.18
MGS-S Customer 8626	\$ 6,224.08	\$ 6,368.56	2.32%	\$ 12,526.86	\$ 12,671.34	1.15%	\$ 2,652.70	\$ 2,744.57
MGS-S Customer 8627	\$ 3,839.26	\$ 3,972.24	3.46%	\$ 9,639.28	\$ 9,772.26	1.38%	\$ 1,841.71	\$ 1,917.01
MGS-S Customer 8628	\$ 5,368.93	\$ 5,509.09	2.61%	\$ 12,376.61	\$ 12,516.77	1.13%	\$ 2,351.01	\$ 2,442.83
MGS-S Customer 8629	\$ 7,933.28	\$ 8,084.65	1.91%	\$ 24,975.25	\$ 25,126.62	0.61%	\$ 3,147.42	\$ 3,267.80
MGS-S Customer 8630	\$ 5,283.95	\$ 5,396.15	2.12%	\$ 20,385.04	\$ 20,497.24	0.55%	\$ 2,128.27	\$ 2,213.21
MGS-S Customer 8631	\$ 8,614.30	\$ 8,768.78	1.79%	\$ 30,013.60	\$ 30,168.08	0.51%	\$ 3,360.22	\$ 3,471.25
MGS-S Customer 8632	\$ 9,694.60	\$ 9,853.12	1.64%	\$ 38,475.33	\$ 38,633.85	0.41%	\$ 3,657.02	\$ 3,800.98
MGS-S Customer 8633	\$ 18,584.64	\$ 18,787.43	1.09%	\$ 28,402.17	\$ 28,604.96	0.71%	\$ 6,796.12	\$ 7,042.13
MGS-S Customer 8634	\$ 7,262.85	\$ 7,411.51	2.05%	\$ 21,658.36	\$ 21,807.02	0.69%	\$ 2,948.81	\$ 3,049.68
MGS-S Customer 8635	\$ 5,844.58	\$ 5,986.29	2.42%	\$ 19,657.00	\$ 19,798.71	0.72%	\$ 2,462.49	\$ 2,561.20
MGS-S Customer 8636	\$ 3,986.46	\$ 4,093.54	2.69%	\$ 7,418.94	\$ 7,526.02	1.44%	\$ 1,767.19	\$ 1,843.77
MGS-S Customer 8637	\$ 8,363.51	\$ 8,516.45	1.83%	\$ 32,082.59	\$ 32,235.53	0.48%	\$ 3,253.99	\$ 3,368.57

Internal Use

Customer	Delivery 1/24 Prices	Delivery 8/24 Prices	Delivery % Difference	Bundled 1/24 Prices	Bundled 8/24 Prices	Bundled % Difference	Distribution 8/24 Prices	Distribution 1/25 Prices
MGS-S Customer 8638	\$ 1,925.70	\$ 2,023.68	5.09%	\$ 5,659.38	\$ 5,757.36	1.73%	\$ 1,101.57	\$ 1,112.33
MGS-S Customer 8639	\$ 3,580.04	\$ 3,685.79	2.95%	\$ 8,957.86	\$ 9,063.61	1.18%	\$ 1,651.63	\$ 1,678.16
MGS-S Customer 8640	\$ 5,660.74	\$ 5,802.07	2.50%	\$ 10,450.67	\$ 10,592.00	1.35%	\$ 2,445.85	\$ 2,565.87
MGS-S Customer 8641	\$ 3,856.67	\$ 3,989.80	3.45%	\$ 9,271.97	\$ 9,405.10	1.44%	\$ 1,851.57	\$ 1,925.47
MGS-S Customer 8642	\$ 5,170.19	\$ 5,308.59	2.68%	\$ 20,134.50	\$ 20,272.90	0.69%	\$ 2,227.16	\$ 2,317.14
MGS-S Customer 8643	\$ 4,968.47	\$ 5,107.15	2.79%	\$ 9,520.39	\$ 9,659.07	1.46%	\$ 2,241.12	\$ 2,318.03
MGS-S Customer 8644	\$ 4,409.33	\$ 4,545.44	3.09%	\$ 7,874.38	\$ 8,010.49	1.73%	\$ 2,058.57	\$ 2,130.66
MGS-S Customer 8645	\$ 4,652.82	\$ 4,762.67	2.36%	\$ 13,219.28	\$ 13,329.13	0.83%	\$ 1,961.21	\$ 2,038.90
MGS-S Customer 8646	\$ 4,178.71	\$ 4,312.94	3.21%	\$ 13,200.97	\$ 13,335.20	1.02%	\$ 1,932.10	\$ 2,013.25
MGS-S Customer 8647	\$ 8,754.92	\$ 8,882.44	1.46%	\$ 36,818.08	\$ 36,945.60	0.35%	\$ 3,214.33	\$ 3,333.22
MGS-S Customer 8648	\$ 20,654.78	\$ 20,834.88	0.87%	\$ 91,909.60	\$ 92,089.70	0.20%	\$ 6,942.99	\$ 7,182.89
MGS-S Customer 8649	\$ 6,323.91	\$ 6,467.81	2.28%	\$ 23,717.13	\$ 23,861.03	0.61%	\$ 2,610.78	\$ 2,700.17
MGS-S Customer 8650	\$ 61,429.03	\$ 62,172.79	1.21%	\$ 145,472.24	\$ 146,216.00	0.51%	\$ 23,304.13	\$ 23,688.32
MGS-S Customer 8651	\$ 15,525.02	\$ 15,710.10	1.19%	\$ 60,709.44	\$ 60,894.52	0.30%	\$ 5,531.51	\$ 5,717.00
MGS-S Customer 8652	\$ 15,381.10	\$ 15,538.96	1.03%	\$ 39,897.51	\$ 40,055.37	0.40%	\$ 5,409.15	\$ 5,693.32
MGS-S Customer 8653	\$ 25,120.38	\$ 25,348.91	0.91%	\$ 92,645.64	\$ 92,874.17	0.25%	\$ 8,584.83	\$ 8,928.36
MGS-S Customer 8654	\$ 6,299.82	\$ 6,417.15	1.86%	\$ 20,098.41	\$ 20,215.74	0.58%	\$ 2,488.33	\$ 2,575.40
MGS-S Customer 8655	\$ 10,215.75	\$ 10,390.00	1.71%	\$ 29,629.15	\$ 29,803.40	0.59%	\$ 3,999.36	\$ 4,123.49
MGS-S Customer 8656	\$ 4,455.13	\$ 4,563.68	2.44%	\$ 16,601.36	\$ 16,709.91	0.65%	\$ 1,869.23	\$ 1,944.41
MGS-S Customer 8657	\$ 5,705.31	\$ 5,819.55	2.00%	\$ 21,070.00	\$ 21,184.24	0.54%	\$ 2,271.70	\$ 2,357.81
MGS-S Customer 8658	\$ 7,797.11	\$ 7,948.22	1.94%	\$ 19,506.85	\$ 19,657.96	0.77%	\$ 3,132.02	\$ 3,259.92
MGS-S Customer 8659	\$ 13,542.57	\$ 13,721.66	1.32%	\$ 24,137.10	\$ 24,316.19	0.74%	\$ 5,104.02	\$ 5,269.66
MGS-S Customer 8660	\$ 7,633.28	\$ 7,783.58	1.97%	\$ 20,685.96	\$ 20,836.26	0.73%	\$ 3,071.93	\$ 3,191.84
MGS-S Customer 8661	\$ 16,790.49	\$ 16,982.75	1.15%	\$ 46,215.67	\$ 46,407.93	0.42%	\$ 6,050.74	\$ 6,276.35
MGS-S Customer 8662	\$ 5,470.70	\$ 5,584.21	2.07%	\$ 18,133.86	\$ 18,247.37	0.63%	\$ 2,216.61	\$ 2,293.53
MGS-S Customer 8663	\$ 7,293.10	\$ 7,414.45	1.66%	\$ 26,929.65	\$ 27,051.00	0.45%	\$ 2,777.47	\$ 2,882.65
MGS-S Customer 8664	\$ 26,529.58	\$ 26,767.08	0.90%	\$ 54,638.44	\$ 54,875.94	0.43%	\$ 9,295.48	\$ 9,704.84
MGS-S Customer 8665	\$ 6,930.57	\$ 7,050.42	1.73%	\$ 22,943.25	\$ 23,063.10	0.52%	\$ 2,674.52	\$ 2,783.28
MGS-S Customer 8666	\$ 7,686.10	\$ 7,837.30	1.97%	\$ 22,650.07	\$ 22,801.27	0.67%	\$ 3,113.75	\$ 3,186.44
MGS-S Customer 8667	\$ 7,664.25	\$ 7,815.05	1.97%	\$ 15,169.09	\$ 15,319.89	0.99%	\$ 3,112.65	\$ 3,244.42
MGS-S Customer 8668	\$ 4,869.12	\$ 4,980.22	2.28%	\$ 11,474.93	\$ 11,586.03	0.97%	\$ 2,049.32	\$ 2,128.06
MGS-S Customer 8669	\$ 7,541.38	\$ 7,691.14	1.99%	\$ 21,691.45	\$ 21,841.21	0.69%	\$ 3,033.32	\$ 3,151.89
MGS-S Customer 8670	\$ 4,944.77	\$ 5,082.86	2.79%	\$ 10,137.83	\$ 10,275.92	1.36%	\$ 2,210.14	\$ 2,310.29
MGS-S Customer 8671	\$ 9,257.86	\$ 9,415.56	1.70%	\$ 26,379.13	\$ 26,536.83	0.60%	\$ 3,595.75	\$ 3,729.83
MGS-S Customer 8672	\$ 24,508.54	\$ 24,733.72	0.92%	\$ 96,576.92	\$ 96,802.10	0.23%	\$ 8,378.78	\$ 8,665.97
MGS-S Customer 8673	\$ 17,536.20	\$ 17,729.24	1.10%	\$ 74,914.84	\$ 75,107.88	0.26%	\$ 6,107.91	\$ 6,338.25
MGS-S Customer 8674	\$ 4,874.83	\$ 5,012.99	2.83%	\$ 6,868.50	\$ 7,006.66	2.01%	\$ 2,212.54	\$ 2,307.56
MGS-S Customer 8675	\$ 5,911.49	\$ 6,054.22	2.41%	\$ 11,590.28	\$ 11,733.01	1.23%	\$ 2,537.21	\$ 2,643.66
MGS-S Customer 8676	\$ 8,916.65	\$ 9,045.95	1.45%	\$ 24,995.83	\$ 25,125.13	0.52%	\$ 3,345.04	\$ 3,476.99
MGS-S Customer 8677	\$ 6,059.02	\$ 6,176.48	1.94%	\$ 13,213.64	\$ 13,331.10	0.89%	\$ 2,480.74	\$ 2,530.90

Internal Use

Customer	Delivery 1/24 Prices	Delivery 8/24 Prices	Delivery % Difference	Bundled 1/24 Prices	Bundled 8/24 Prices	Bundled % Difference	Distribution 8/24 Prices	Distribution 1/25 Prices
MGS-S Customer 8678	\$ 7,343.84	\$ 7,492.39	2.02%	\$ 23,180.21	\$ 23,328.76	0.64%	\$ 2,950.34	\$ 3,072.09
MGS-S Customer 8679	\$ 9,292.40	\$ 9,423.27	1.41%	\$ 24,270.08	\$ 24,400.95	0.54%	\$ 3,465.08	\$ 3,620.17
MGS-S Customer 8680	\$ 985.94	\$ 1,079.20	9.46%	\$ 1,299.71	\$ 1,392.97	7.18%	\$ 782.03	\$ 815.30
MGS-S Customer 8681	\$ 3,592.26	\$ 3,724.01	3.67%	\$ 6,415.26	\$ 6,547.01	2.05%	\$ 1,763.91	\$ 1,856.00
MGS-S Customer 8682	\$ 2,050.99	\$ 2,149.50	4.80%	\$ 4,167.15	\$ 4,265.66	2.36%	\$ 1,145.03	\$ 1,170.42
MGS-S Customer 8683	\$ 6,657.80	\$ 6,776.78	1.79%	\$ 19,963.00	\$ 20,081.98	0.60%	\$ 2,608.14	\$ 2,705.28
MGS-S Customer 8684	\$ 1,857.88	\$ 1,955.39	5.25%	\$ 3,814.42	\$ 3,911.93	2.56%	\$ 1,076.54	\$ 1,105.26
MGS-S Customer 8685	\$ 5,622.03	\$ 5,736.47	2.04%	\$ 14,691.37	\$ 14,805.81	0.78%	\$ 2,286.46	\$ 2,373.72
MGS-S Customer 8686	\$ 4,698.79	\$ 4,835.52	2.91%	\$ 13,693.63	\$ 13,830.36	1.00%	\$ 2,109.16	\$ 2,194.90
MGS-S Customer 8687	\$ 53,159.56	\$ 53,514.89	0.67%	\$ 206,340.24	\$ 206,695.57	0.17%	\$ 17,572.12	\$ 18,081.83
MGS-S Customer 8688	\$ 6,702.15	\$ 6,848.30	2.18%	\$ 15,147.61	\$ 15,293.76	0.96%	\$ 2,781.68	\$ 2,901.28
MGS-S Customer 8689	\$ 44,708.32	\$ 45,122.52	0.93%	\$ 109,358.70	\$ 109,772.90	0.38%	\$ 15,892.70	\$ 16,389.69
MGS-S Customer 8690	\$ 2,775.49	\$ 2,877.60	3.68%	\$ 5,320.83	\$ 5,422.94	1.92%	\$ 1,395.62	\$ 1,418.17
MGS-S Customer 8691	\$ 3,296.75	\$ 3,400.62	3.15%	\$ 8,815.91	\$ 8,919.78	1.18%	\$ 1,532.09	\$ 1,584.43
MGS-S Customer 8692	\$ 5,039.74	\$ 5,177.96	2.74%	\$ 12,288.63	\$ 12,426.85	1.12%	\$ 2,222.71	\$ 2,330.29
MGS-S Customer 8693	\$ 4,438.78	\$ 4,574.33	3.05%	\$ 12,318.40	\$ 12,453.95	1.10%	\$ 2,026.45	\$ 2,112.68
MGS-S Customer 8694	\$ 5,885.09	\$ 6,001.63	1.98%	\$ 15,336.98	\$ 15,453.52	0.76%	\$ 2,411.46	\$ 2,452.27
MGS-S Customer 8695	\$ 4,466.64	\$ 4,603.36	3.06%	\$ 9,269.94	\$ 9,406.66	1.47%	\$ 2,089.61	\$ 2,135.39
MGS-S Customer 8696	\$ 6,967.46	\$ 7,114.34	2.11%	\$ 22,854.68	\$ 23,001.56	0.64%	\$ 2,828.44	\$ 2,938.63
MGS-S Customer 8697	\$ 7,400.28	\$ 7,522.48	1.65%	\$ 26,612.80	\$ 26,735.00	0.46%	\$ 2,829.78	\$ 2,919.51
MGS-S Customer 8698	\$ 8,229.76	\$ 8,382.75	1.86%	\$ 25,693.93	\$ 25,846.92	0.60%	\$ 3,255.41	\$ 3,365.46
MGS-S Customer 8699	\$ 22,013.01	\$ 22,229.27	0.98%	\$ 53,421.81	\$ 53,638.07	0.40%	\$ 7,772.52	\$ 8,095.58
MGS-S Customer 8700	\$ 1,609.92	\$ 1,705.28	5.92%	\$ 8,407.47	\$ 8,502.83	1.13%	\$ 937.48	\$ 990.11
MGS-S Customer 8701	\$ 3,713.16	\$ 3,818.70	2.84%	\$ 10,942.62	\$ 11,048.16	0.96%	\$ 1,654.89	\$ 1,719.46
MGS-S Customer 8702	\$ 5,092.58	\$ 5,231.17	2.72%	\$ 17,190.36	\$ 17,328.95	0.81%	\$ 2,233.04	\$ 2,307.06
MGS-S Customer 8703	\$ 4,510.56	\$ 4,619.58	2.42%	\$ 15,147.02	\$ 15,256.04	0.72%	\$ 1,901.13	\$ 1,973.79
MGS-S Customer 8704	\$ 5,685.28	\$ 5,826.83	2.49%	\$ 16,900.83	\$ 17,042.38	0.84%	\$ 2,441.70	\$ 2,519.87
MGS-S Customer 8705	\$ 7,449.07	\$ 7,571.10	1.64%	\$ 26,826.47	\$ 26,948.50	0.45%	\$ 2,827.86	\$ 2,940.14
MGS-S Customer 8706	\$ 4,815.26	\$ 4,925.49	2.29%	\$ 17,681.35	\$ 17,791.58	0.62%	\$ 1,987.59	\$ 2,064.70
MGS-S Customer 8707	\$ 7,193.08	\$ 7,340.57	2.05%	\$ 28,223.31	\$ 28,370.80	0.52%	\$ 2,870.75	\$ 2,980.40
MGS-S Customer 8708	\$ 3,303.87	\$ 3,434.33	3.95%	\$ 9,062.76	\$ 9,193.22	1.44%	\$ 1,662.46	\$ 1,729.80
MGS-S Customer 8709	\$ 3,569.67	\$ 3,701.26	3.69%	\$ 10,512.33	\$ 10,643.92	1.25%	\$ 1,743.12	\$ 1,814.53
MGS-S Customer 8710	\$ 7,703.51	\$ 7,853.87	1.95%	\$ 19,367.55	\$ 19,517.91	0.78%	\$ 3,087.22	\$ 3,231.25
MGS-S Customer 8711	\$ 6,124.53	\$ 6,240.62	1.90%	\$ 24,696.03	\$ 24,812.12	0.47%	\$ 2,398.90	\$ 2,479.35
MGS-S Customer 8712	\$ 29,919.12	\$ 30,288.35	1.23%	\$ 66,958.83	\$ 67,328.06	0.55%	\$ 11,295.14	\$ 11,542.45
MGS-S Customer 8713	\$ 8,826.83	\$ 8,982.20	1.76%	\$ 28,123.34	\$ 28,278.71	0.55%	\$ 3,432.37	\$ 3,564.42
MGS-S Customer 8714	\$ 16,012.72	\$ 16,202.47	1.18%	\$ 31,643.99	\$ 31,833.74	0.60%	\$ 5,876.93	\$ 6,104.53
MGS-S Customer 8715	\$ 3,214.66	\$ 3,344.45	4.04%	\$ 9,712.61	\$ 9,842.40	1.34%	\$ 1,619.72	\$ 1,695.41
MGS-S Customer 8716	\$ 2,463.97	\$ 2,563.89	4.06%	\$ 6,534.38	\$ 6,634.30	1.53%	\$ 1,254.94	\$ 1,305.28
MGS-S Customer 8717	\$ 5,575.25	\$ 5,715.88	2.52%	\$ 16,855.36	\$ 16,995.99	0.83%	\$ 2,386.70	\$ 2,485.74

Internal Use

Customer	Delivery 1/24 Prices	Delivery 8/24 Prices	Delivery % Difference	Bundled 1/24 Prices	Bundled 8/24 Prices	Bundled % Difference	Distribution 8/24 Prices	Distribution 1/25 Prices
MGS-S Customer 8718	\$ 4,810.96	\$ 4,948.54	2.86%	\$ 11,186.42	\$ 11,324.00	1.23%	\$ 2,167.57	\$ 2,252.11
MGS-S Customer 8719	\$ 7,881.17	\$ 8,032.19	1.92%	\$ 27,401.40	\$ 27,552.42	0.55%	\$ 3,118.66	\$ 3,230.28
MGS-S Customer 8720	\$ 7,655.08	\$ 7,805.51	1.97%	\$ 22,748.74	\$ 22,899.17	0.66%	\$ 3,074.98	\$ 3,182.22
MGS-S Customer 8721	\$ 8,050.82	\$ 8,203.81	1.90%	\$ 20,219.90	\$ 20,372.89	0.76%	\$ 3,246.40	\$ 3,336.56
MGS-S Customer 8722	\$ 4,802.13	\$ 4,912.83	2.31%	\$ 12,024.51	\$ 12,135.21	0.92%	\$ 2,021.57	\$ 2,100.48
MGS-S Customer 8723	\$ 2,424.11	\$ 2,550.45	5.21%	\$ 7,160.34	\$ 7,286.68	1.76%	\$ 1,370.69	\$ 1,430.03
MGS-S Customer 8724	\$ 4,404.26	\$ 4,513.69	2.48%	\$ 11,826.83	\$ 11,936.26	0.93%	\$ 1,914.16	\$ 1,952.17
MGS-S Customer 8725	\$ 3,128.34	\$ 3,231.40	3.29%	\$ 9,340.97	\$ 9,444.03	1.10%	\$ 1,473.14	\$ 1,519.87
MGS-S Customer 8726	\$ 5,789.94	\$ 5,931.55	2.45%	\$ 15,305.70	\$ 15,447.31	0.93%	\$ 2,462.24	\$ 2,575.88
MGS-S Customer 8727	\$ 31,714.25	\$ 32,390.55	2.13%	\$ 56,395.20	\$ 57,071.50	1.20%	\$ 14,164.46	\$ 14,168.78
MGS-S Customer 8728	\$ 8,690.87	\$ 8,819.25	1.48%	\$ 26,741.56	\$ 26,869.94	0.48%	\$ 3,270.43	\$ 3,379.82
MGS-S Customer 8729	\$ 3,738.08	\$ 3,870.63	3.55%	\$ 10,418.39	\$ 10,550.94	1.27%	\$ 1,807.53	\$ 1,873.69
MGS-S Customer 8730	\$ 11,833.87	\$ 12,001.75	1.42%	\$ 50,591.99	\$ 50,759.87	0.33%	\$ 4,317.60	\$ 4,475.75
MGS-S Customer 8731	\$ 4,145.87	\$ 4,279.96	3.23%	\$ 13,426.71	\$ 13,560.80	1.00%	\$ 1,920.83	\$ 1,999.49
MGS-S Customer 8732	\$ 7,246.83	\$ 7,394.64	2.04%	\$ 22,430.19	\$ 22,578.00	0.66%	\$ 2,907.21	\$ 3,046.93
MGS-S Customer 8733	\$ 17,706.61	\$ 17,900.76	1.10%	\$ 78,176.88	\$ 78,371.03	0.25%	\$ 6,170.53	\$ 6,368.51
MGS-S Customer 8734	\$ 4,784.73	\$ 4,894.96	2.30%	\$ 15,364.17	\$ 15,474.40	0.72%	\$ 1,989.70	\$ 2,071.25
MGS-S Customer 8735	\$ 11,320.47	\$ 11,486.77	1.47%	\$ 42,511.37	\$ 42,677.67	0.39%	\$ 4,201.93	\$ 4,348.71
MGS-S Customer 8736	\$ 4,828.15	\$ 4,966.35	2.86%	\$ 9,325.57	\$ 9,463.77	1.48%	\$ 2,201.96	\$ 2,267.21
MGS-S Customer 8737	\$ 3,345.10	\$ 3,475.69	3.90%	\$ 9,895.15	\$ 10,025.74	1.32%	\$ 1,670.99	\$ 1,738.55
MGS-S Customer 8738	\$ 7,954.62	\$ 8,106.05	1.90%	\$ 26,695.23	\$ 26,846.66	0.57%	\$ 3,147.96	\$ 3,261.76
MGS-S Customer 8739	\$ 3,741.58	\$ 3,873.92	3.54%	\$ 12,119.39	\$ 12,251.73	1.09%	\$ 1,794.21	\$ 1,863.59
MGS-S Customer 8740	\$ 23,554.54	\$ 23,777.19	0.95%	\$ 78,876.44	\$ 79,099.09	0.28%	\$ 8,189.07	\$ 8,447.20
MGS-S Customer 8741	\$ 11,883.44	\$ 12,052.97	1.43%	\$ 38,621.14	\$ 38,790.67	0.44%	\$ 4,428.12	\$ 4,575.77
MGS-S Customer 8742	\$ 10,411.75	\$ 10,574.13	1.56%	\$ 29,759.56	\$ 29,921.94	0.55%	\$ 3,943.71	\$ 4,124.58
MGS-S Customer 8743	\$ 6,443.64	\$ 6,588.67	2.25%	\$ 19,127.59	\$ 19,272.62	0.76%	\$ 2,688.35	\$ 2,774.31
MGS-S Customer 8744	\$ 3,127.66	\$ 3,231.00	3.30%	\$ 7,831.55	\$ 7,934.89	1.32%	\$ 1,489.10	\$ 1,528.80
MGS-S Customer 8745	\$ 5,416.62	\$ 5,556.26	2.58%	\$ 11,175.51	\$ 11,315.15	1.25%	\$ 2,337.24	\$ 2,479.00
MGS-S Customer 8746	\$ 27,456.21	\$ 27,692.96	0.86%	\$ 123,227.44	\$ 123,464.19	0.19%	\$ 9,204.00	\$ 9,529.24
MGS-S Customer 8747	\$ 3,340.81	\$ 3,470.66	3.89%	\$ 11,988.28	\$ 12,118.13	1.08%	\$ 1,632.65	\$ 1,728.27
MGS-S Customer 8748	\$ 3,255.64	\$ 3,359.11	3.18%	\$ 6,819.07	\$ 6,922.54	1.52%	\$ 1,514.41	\$ 1,588.76
MGS-S Customer 8749	\$ 7,199.43	\$ 7,347.02	2.05%	\$ 24,896.59	\$ 25,044.18	0.59%	\$ 2,884.95	\$ 3,009.39
MGS-S Customer 8750	\$ 10,796.30	\$ 10,960.91	1.52%	\$ 31,213.85	\$ 31,378.46	0.53%	\$ 4,088.45	\$ 4,245.25
MGS-S Customer 8751	\$ 5,443.72	\$ 5,583.88	2.57%	\$ 15,099.34	\$ 15,239.50	0.93%	\$ 2,353.55	\$ 2,451.32
MGS-S Customer 8752	\$ 11,304.01	\$ 11,443.23	1.23%	\$ 44,819.83	\$ 44,959.05	0.31%	\$ 4,042.25	\$ 4,184.12
MGS-S Customer 8753	\$ 4,302.44	\$ 4,437.16	3.13%	\$ 14,705.00	\$ 14,839.72	0.92%	\$ 1,965.53	\$ 2,046.34
MGS-S Customer 8754	\$ 3,910.79	\$ 4,017.42	2.73%	\$ 9,923.34	\$ 10,029.97	1.07%	\$ 1,730.83	\$ 1,797.00
MGS-S Customer 8755	\$ 2,856.16	\$ 2,957.93	3.56%	\$ 7,599.70	\$ 7,701.47	1.34%	\$ 1,385.27	\$ 1,436.87
MGS-S Customer 8756	\$ 5,338.55	\$ 5,478.42	2.62%	\$ 15,628.68	\$ 15,768.55	0.89%	\$ 2,326.00	\$ 2,406.63
MGS-S Customer 8757	\$ 28,620.48	\$ 28,863.87	0.85%	\$ 121,320.31	\$ 121,563.70	0.20%	\$ 9,653.94	\$ 9,948.33

Customer	Delivery 1/24 Prices	Delivery 8/24 Prices	Delivery % Difference	Bundled 1/24 Prices	Bundled 8/24 Prices	Bundled % Difference	Distribution 8/24 Prices	Distribution 1/25 Prices
MGS-S Customer 8758	\$ 5,889.04	\$ 6,031.23	2.41%	\$ 18,080.40	\$ 18,222.59	0.79%	\$ 2,493.63	\$ 2,586.93
MGS-S Customer 8759	\$ 4,787.96	\$ 4,925.33	2.87%	\$ 13,490.28	\$ 13,627.65	1.02%	\$ 2,148.90	\$ 2,226.07
MGS-S Customer 8760	\$ 4,617.69	\$ 4,727.46	2.38%	\$ 11,784.31	\$ 11,894.08	0.93%	\$ 1,956.82	\$ 2,037.19
MGS-S Customer 8761	\$ 2,304.65	\$ 2,430.29	5.45%	\$ 5,176.67	\$ 5,302.31	2.43%	\$ 1,329.55	\$ 1,405.32
MGS-S Customer 8762	\$ 5,736.02	\$ 5,851.01	2.00%	\$ 14,827.18	\$ 14,942.17	0.78%	\$ 2,325.26	\$ 2,413.29
MGS-S Customer 8763	\$ 5,043.30	\$ 5,181.23	2.73%	\$ 18,739.74	\$ 18,877.67	0.74%	\$ 2,193.54	\$ 2,281.69
MGS-S Customer 8764	\$ 19,400.35	\$ 19,602.65	1.04%	\$ 76,532.18	\$ 76,734.48	0.26%	\$ 6,755.30	\$ 6,987.20
MGS-S Customer 8765	\$ 6,931.47	\$ 7,077.94	2.11%	\$ 26,374.58	\$ 26,521.05	0.56%	\$ 2,796.96	\$ 2,899.27
MGS-S Customer 8766	\$ 6,946.42	\$ 7,093.02	2.11%	\$ 24,128.02	\$ 24,274.62	0.61%	\$ 2,810.28	\$ 2,922.63
MGS-S Customer 8767	\$ 3,895.22	\$ 4,028.52	3.42%	\$ 9,631.26	\$ 9,764.56	1.38%	\$ 1,863.14	\$ 1,936.45
MGS-S Customer 8768	\$ 5,150.76	\$ 5,263.25	2.18%	\$ 11,956.30	\$ 12,068.79	0.94%	\$ 2,146.07	\$ 2,224.25
MGS-S Customer 8769	\$ 2,262.63	\$ 2,362.32	4.41%	\$ 4,959.48	\$ 5,059.17	2.01%	\$ 1,222.71	\$ 1,237.45
MGS-S Customer 8770	\$ 8,796.54	\$ 8,952.31	1.77%	\$ 25,229.94	\$ 25,385.71	0.62%	\$ 3,453.47	\$ 3,571.06
MGS-S Customer 8771	\$ 7,068.90	\$ 7,189.16	1.70%	\$ 25,117.07	\$ 25,237.33	0.48%	\$ 2,704.58	\$ 2,817.84
MGS-S Customer 8772	\$ 4,551.65	\$ 4,687.88	2.99%	\$ 13,025.44	\$ 13,161.67	1.05%	\$ 2,069.38	\$ 2,145.45
MGS-S Customer 8773	\$ 7,042.37	\$ 7,163.56	1.72%	\$ 19,055.41	\$ 19,176.60	0.64%	\$ 2,758.11	\$ 2,845.85
MGS-S Customer 8774	\$ 2,565.92	\$ 2,666.93	3.94%	\$ 5,873.74	\$ 5,974.75	1.72%	\$ 1,318.24	\$ 1,339.85
MGS-S Customer 8775	\$ 3,143.11	\$ 3,246.58	3.29%	\$ 5,845.79	\$ 5,949.26	1.77%	\$ 1,501.93	\$ 1,550.17
MGS-S Customer 8776	\$ 4,391.07	\$ 4,526.71	3.09%	\$ 11,429.71	\$ 11,565.35	1.19%	\$ 2,026.48	\$ 2,099.15
MGS-S Customer 8777	\$ 7,639.13	\$ 7,790.31	1.98%	\$ 19,920.19	\$ 20,071.37	0.76%	\$ 3,113.66	\$ 3,189.90
MGS-S Customer 8778	\$ 4,653.06	\$ 4,763.42	2.37%	\$ 11,637.54	\$ 11,747.90	0.95%	\$ 1,987.95	\$ 2,045.92
MGS-S Customer 8779	\$ 5,337.30	\$ 5,477.13	2.62%	\$ 14,460.23	\$ 14,600.06	0.97%	\$ 2,326.78	\$ 2,416.40
MGS-S Customer 8780	\$ 4,817.75	\$ 4,955.15	2.85%	\$ 12,171.76	\$ 12,309.16	1.13%	\$ 2,158.03	\$ 2,248.91
MGS-S Customer 8781	\$ 4,978.40	\$ 5,116.26	2.77%	\$ 15,423.58	\$ 15,561.44	0.89%	\$ 2,190.57	\$ 2,283.14
MGS-S Customer 8782	\$ 1,882.80	\$ 2,006.72	6.58%	\$ 4,113.23	\$ 4,237.15	3.01%	\$ 1,201.49	\$ 1,259.68
MGS-S Customer 8783	\$ 3,676.64	\$ 3,808.69	3.59%	\$ 10,619.07	\$ 10,751.12	1.24%	\$ 1,777.01	\$ 1,852.54
MGS-S Customer 8784	\$ 3,970.73	\$ 4,077.73	2.69%	\$ 8,024.80	\$ 8,131.80	1.33%	\$ 1,759.92	\$ 1,833.20
MGS-S Customer 8785	\$ 4,294.06	\$ 4,429.10	3.14%	\$ 11,107.83	\$ 11,242.87	1.22%	\$ 1,988.26	\$ 2,068.78
MGS-S Customer 8786	\$ 17,706.81	\$ 17,901.06	1.10%	\$ 70,473.77	\$ 70,668.02	0.28%	\$ 6,195.00	\$ 6,431.41
MGS-S Customer 8787	\$ 35,133.27	\$ 35,415.47	0.80%	\$ 53,616.56	\$ 53,898.76	0.53%	\$ 12,392.41	\$ 12,746.57
MGS-S Customer 8788	\$ 6,927.71	\$ 7,074.37	2.12%	\$ 23,004.61	\$ 23,151.27	0.64%	\$ 2,813.24	\$ 2,923.51
MGS-S Customer 8789	\$ 7,697.90	\$ 7,847.41	1.94%	\$ 31,028.03	\$ 31,177.54	0.48%	\$ 3,018.90	\$ 3,142.25
MGS-S Customer 8790	\$ 33,845.43	\$ 34,182.62	1.00%	\$ 132,569.24	\$ 132,906.43	0.25%	\$ 11,892.05	\$ 12,175.66
MGS-S Customer 8791	\$ 3,655.73	\$ 3,760.56	2.87%	\$ 9,454.50	\$ 9,559.33	1.11%	\$ 1,619.45	\$ 1,716.72
MGS-S Customer 8792	\$ 7,816.03	\$ 7,939.77	1.58%	\$ 29,645.30	\$ 29,769.04	0.42%	\$ 2,944.01	\$ 3,048.42
MGS-S Customer 8793	\$ 3,735.48	\$ 3,840.70	2.82%	\$ 15,427.74	\$ 15,532.96	0.68%	\$ 1,631.58	\$ 1,695.47
MGS-S Customer 8794	\$ 7,046.23	\$ 7,193.70	2.09%	\$ 21,529.38	\$ 21,676.85	0.68%	\$ 2,868.57	\$ 2,975.12
MGS-S Customer 8795	\$ 6,153.93	\$ 6,271.47	1.91%	\$ 17,913.95	\$ 18,031.49	0.66%	\$ 2,483.83	\$ 2,530.48
MGS-S Customer 8796	\$ 4,868.97	\$ 4,979.41	2.27%	\$ 17,523.33	\$ 17,633.77	0.63%	\$ 2,004.22	\$ 2,085.80
MGS-S Customer 8797	\$ 8,693.41	\$ 8,821.87	1.48%	\$ 23,903.73	\$ 24,032.19	0.54%	\$ 3,281.65	\$ 3,403.50

Internal Use

Customer	Delivery 1/24 Prices	Delivery 8/24 Prices	Delivery % Difference	Bundled 1/24 Prices	Bundled 8/24 Prices	Bundled % Difference	Distribution 8/24 Prices	Distribution 1/25 Prices
MGS-S Customer 8798	\$ 6,931.98	\$ 7,079.21	2.12%	\$ 18,381.20	\$ 18,528.43	0.80%	\$ 2,851.31	\$ 2,956.70
MGS-S Customer 8799	\$ 8,026.83	\$ 8,178.57	1.89%	\$ 25,283.61	\$ 25,435.35	0.60%	\$ 3,175.05	\$ 3,299.65
MGS-S Customer 8800	\$ 5,607.62	\$ 5,748.54	2.51%	\$ 17,535.60	\$ 17,676.52	0.80%	\$ 2,402.44	\$ 2,489.88
MGS-S Customer 8801	\$ 13,378.39	\$ 13,553.89	1.31%	\$ 48,416.20	\$ 48,591.70	0.36%	\$ 4,861.15	\$ 5,043.20
MGS-S Customer 8802	\$ 10,465.63	\$ 10,628.89	1.56%	\$ 30,109.84	\$ 30,273.10	0.54%	\$ 3,988.82	\$ 4,133.32
MGS-S Customer 8803	\$ 4,553.81	\$ 4,689.59	2.98%	\$ 16,206.65	\$ 16,342.43	0.84%	\$ 2,041.26	\$ 2,125.45
MGS-S Customer 8804	\$ 4,298.69	\$ 4,406.90	2.52%	\$ 13,583.53	\$ 13,691.74	0.80%	\$ 1,841.59	\$ 1,908.63
MGS-S Customer 8805	\$ 3,868.99	\$ 3,975.52	2.75%	\$ 10,328.09	\$ 10,434.62	1.03%	\$ 1,720.21	\$ 1,777.39
MGS-S Customer 8806	\$ 4,513.62	\$ 4,649.62	3.01%	\$ 12,218.76	\$ 12,354.76	1.11%	\$ 2,056.38	\$ 2,139.14
MGS-S Customer 8807	\$ 9,140.49	\$ 9,297.60	1.72%	\$ 31,712.82	\$ 31,869.93	0.50%	\$ 3,540.35	\$ 3,643.93
MGS-S Customer 8808	\$ 12,007.52	\$ 12,150.40	1.19%	\$ 39,102.86	\$ 39,245.74	0.37%	\$ 4,309.98	\$ 4,479.71
MGS-S Customer 8809	\$ 2,589.30	\$ 2,688.58	3.83%	\$ 15,781.84	\$ 15,881.12	0.63%	\$ 1,219.19	\$ 1,288.23
MGS-S Customer 8810	\$ 7,596.24	\$ 7,746.10	1.97%	\$ 24,530.12	\$ 24,679.98	0.61%	\$ 3,037.57	\$ 3,149.87
MGS-S Customer 8811	\$ 3,028.19	\$ 3,131.35	3.41%	\$ 4,690.27	\$ 4,793.43	2.20%	\$ 1,476.32	\$ 1,515.76
MGS-S Customer 8812	\$ 6,024.28	\$ 6,167.49	2.38%	\$ 14,479.79	\$ 14,623.00	0.99%	\$ 2,565.51	\$ 2,660.72
MGS-S Customer 8813	\$ 10,724.02	\$ 10,886.93	1.52%	\$ 46,858.76	\$ 47,021.67	0.35%	\$ 3,963.18	\$ 4,105.85
MGS-S Customer 8814	\$ 3,721.05	\$ 3,853.33	3.55%	\$ 9,694.75	\$ 9,827.03	1.36%	\$ 1,795.48	\$ 1,875.85
MGS-S Customer 8815	\$ 10,276.20	\$ 10,438.67	1.58%	\$ 28,019.06	\$ 28,181.53	0.58%	\$ 3,934.62	\$ 4,081.58
MGS-S Customer 8816	\$ 16,334.20	\$ 16,523.67	1.16%	\$ 56,591.58	\$ 56,781.05	0.33%	\$ 5,841.60	\$ 6,034.20
MGS-S Customer 8817	\$ 4,302.84	\$ 4,437.62	3.13%	\$ 14,485.45	\$ 14,620.23	0.93%	\$ 1,968.94	\$ 2,047.57
MGS-S Customer 8818	\$ 3,771.52	\$ 3,904.11	3.52%	\$ 10,229.70	\$ 10,362.29	1.30%	\$ 1,814.12	\$ 1,888.68
MGS-S Customer 8819	\$ 626.61	\$ 717.69	14.54%	\$ 4,942.81	\$ 5,033.89	1.84%	\$ 629.64	\$ 662.11
MGS-S Customer 8820	\$ 32,936.69	\$ 33,200.29	0.80%	\$ 124,996.64	\$ 125,260.24	0.21%	\$ 11,098.81	\$ 11,466.41
MGS-S Customer 8821	\$ 15,971.12	\$ 16,159.04	1.18%	\$ 56,877.51	\$ 57,065.43	0.33%	\$ 5,724.94	\$ 5,899.78
MGS-S Customer 8822	\$ 4,309.14	\$ 4,455.22	3.39%	\$ 14,400.91	\$ 14,546.99	1.01%	\$ 2,045.97	\$ 2,126.89
MGS-S Customer 8823	\$ 16,982.30	\$ 17,175.43	1.14%	\$ 59,739.76	\$ 59,932.89	0.32%	\$ 6,056.73	\$ 6,244.41
MGS-S Customer 8824	\$ 5,039.47	\$ 5,151.60	2.23%	\$ 9,721.54	\$ 9,833.67	1.15%	\$ 2,121.72	\$ 2,200.88
MGS-S Customer 8825	\$ 6,546.25	\$ 6,691.64	2.22%	\$ 19,792.04	\$ 19,937.43	0.73%	\$ 2,715.89	\$ 2,807.06
MGS-S Customer 8826	\$ 21,021.81	\$ 21,246.37	1.07%	\$ 69,853.53	\$ 70,078.09	0.32%	\$ 7,473.25	\$ 7,695.23
MGS-S Customer 8827	\$ 26,062.62	\$ 26,423.45	1.38%	\$ 75,282.84	\$ 75,643.67	0.48%	\$ 10,006.43	\$ 10,170.88
MGS-S Customer 8828	\$ 6,038.82	\$ 6,182.25	2.38%	\$ 12,621.78	\$ 12,765.21	1.14%	\$ 2,581.91	\$ 2,679.55
MGS-S Customer 8829	\$ 2,537.80	\$ 2,637.80	3.94%	\$ 9,990.99	\$ 10,090.99	1.00%	\$ 1,259.12	\$ 1,306.26
MGS-S Customer 8830	\$ 3,743.49	\$ 3,876.01	3.54%	\$ 9,817.75	\$ 9,950.27	1.35%	\$ 1,808.69	\$ 1,881.24
MGS-S Customer 8831	\$ 4,313.90	\$ 4,448.98	3.13%	\$ 12,645.21	\$ 12,780.29	1.07%	\$ 1,988.50	\$ 2,063.79
MGS-S Customer 8832	\$ 6,434.37	\$ 6,579.10	2.25%	\$ 17,247.94	\$ 17,392.67	0.84%	\$ 2,678.93	\$ 2,789.69
MGS-S Customer 8833	\$ 7,851.23	\$ 8,003.62	1.94%	\$ 20,620.42	\$ 20,772.81	0.74%	\$ 3,192.89	\$ 3,257.54
MGS-S Customer 8834	\$ 4,117.37	\$ 4,225.33	2.62%	\$ 7,360.86	\$ 7,468.82	1.47%	\$ 1,823.32	\$ 1,887.95
MGS-S Customer 8835	\$ 2,982.67	\$ 3,111.24	4.31%	\$ 7,757.41	\$ 7,885.98	1.66%	\$ 1,540.52	\$ 1,630.11
MGS-S Customer 8836	\$ 4,035.75	\$ 4,142.86	2.65%	\$ 10,594.03	\$ 10,701.14	1.01%	\$ 1,766.76	\$ 1,837.48
MGS-S Customer 8837	\$ 4,576.10	\$ 4,686.12	2.40%	\$ 12,576.50	\$ 12,686.52	0.87%	\$ 1,960.69	\$ 2,010.19

Customer	Delivery 1/24 Prices	Delivery 8/24 Prices	Delivery % Difference	Bundled 1/24 Prices	Bundled 8/24 Prices	Bundled % Difference	Distribution 8/24 Prices	Distribution 1/25 Prices
MGS-S Customer 8838	\$ 14,423.48	\$ 14,601.88	1.24%	\$ 70,380.00	\$ 70,558.40	0.25%	\$ 5,067.81	\$ 5,259.94
MGS-S Customer 8839	\$ 3,357.04	\$ 3,488.32	3.91%	\$ 6,684.74	\$ 6,816.02	1.96%	\$ 1,711.77	\$ 1,761.70
MGS-S Customer 8840	\$ 62,836.07	\$ 63,237.17	0.64%	\$ 205,128.61	\$ 205,529.71	0.20%	\$ 20,856.54	\$ 21,558.12
MGS-S Customer 8841	\$ 3,916.96	\$ 4,024.19	2.74%	\$ 8,478.37	\$ 8,585.60	1.26%	\$ 1,762.37	\$ 1,804.14
MGS-S Customer 8842	\$ 3,594.69	\$ 3,699.40	2.91%	\$ 13,857.62	\$ 13,962.33	0.76%	\$ 1,594.52	\$ 1,656.27
MGS-S Customer 8843	\$ 3,960.04	\$ 4,066.48	2.69%	\$ 13,897.09	\$ 14,003.53	0.77%	\$ 1,718.99	\$ 1,786.62
MGS-S Customer 8844	\$ 3,288.38	\$ 3,392.35	3.16%	\$ 7,564.47	\$ 7,668.44	1.37%	\$ 1,538.46	\$ 1,590.20
MGS-S Customer 8845	\$ 10,843.59	\$ 11,007.80	1.51%	\$ 40,936.07	\$ 41,100.28	0.40%	\$ 4,051.58	\$ 4,188.98
MGS-S Customer 8846	\$ 8,138.35	\$ 8,263.99	1.54%	\$ 26,933.47	\$ 27,059.11	0.47%	\$ 3,077.17	\$ 3,181.79
MGS-S Customer 8847	\$ 4,219.91	\$ 4,327.76	2.56%	\$ 11,247.81	\$ 11,355.66	0.96%	\$ 1,821.67	\$ 1,899.62
MGS-S Customer 8848	\$ 6,103.21	\$ 6,219.05	1.90%	\$ 20,121.42	\$ 20,237.26	0.58%	\$ 2,396.78	\$ 2,511.61
MGS-S Customer 8849	\$ 2,498.88	\$ 2,598.78	4.00%	\$ 8,821.32	\$ 8,921.22	1.13%	\$ 1,252.86	\$ 1,300.97
MGS-S Customer 8850	\$ 13,552.94	\$ 13,702.71	1.11%	\$ 47,295.23	\$ 47,445.00	0.32%	\$ 4,794.55	\$ 4,970.20
MGS-S Customer 8851	\$ 4,956.89	\$ 5,068.04	2.24%	\$ 14,868.69	\$ 14,979.84	0.75%	\$ 2,054.35	\$ 2,135.66
MGS-S Customer 8852	\$ 2,617.74	\$ 2,744.98	4.86%	\$ 7,676.31	\$ 7,803.55	1.66%	\$ 1,434.63	\$ 1,495.20
MGS-S Customer 8853	\$ 5,602.83	\$ 5,744.08	2.52%	\$ 15,639.75	\$ 15,781.00	0.90%	\$ 2,420.90	\$ 2,499.75
MGS-S Customer 8854	\$ 6,038.60	\$ 6,154.77	1.92%	\$ 19,191.26	\$ 19,307.43	0.61%	\$ 2,405.47	\$ 2,488.44
MGS-S Customer 8855	\$ 10,407.08	\$ 10,569.85	1.56%	\$ 27,480.36	\$ 27,643.13	0.59%	\$ 3,966.36	\$ 4,136.81
MGS-S Customer 8856	\$ 6,892.25	\$ 7,045.70	2.23%	\$ 21,943.06	\$ 22,096.51	0.70%	\$ 2,854.73	\$ 2,964.43
MGS-S Customer 8857	\$ 21,865.70	\$ 22,080.78	0.98%	\$ 66,177.15	\$ 66,392.23	0.33%	\$ 7,667.33	\$ 7,942.86
MGS-S Customer 8858	\$ 589.93	\$ 681.23	15.48%	\$ 750.24	\$ 841.54	12.17%	\$ 645.52	\$ 679.02
MGS-S Customer 8859	\$ 3,593.56	\$ 3,725.15	3.66%	\$ 11,012.59	\$ 11,144.18	1.19%	\$ 1,745.03	\$ 1,820.27
MGS-S Customer 8860	\$ 12,815.96	\$ 12,991.69	1.37%	\$ 23,355.64	\$ 23,531.37	0.75%	\$ 4,862.99	\$ 5,014.96
MGS-S Customer 8861	\$ 14,631.07	\$ 14,813.70	1.25%	\$ 45,262.87	\$ 45,445.50	0.40%	\$ 5,347.29	\$ 5,503.49
MGS-S Customer 8862	\$ 5,521.00	\$ 5,661.04	2.54%	\$ 16,575.32	\$ 16,715.36	0.84%	\$ 2,354.70	\$ 2,472.58
MGS-S Customer 8863	\$ 14,276.39	\$ 14,454.55	1.25%	\$ 52,998.06	\$ 53,176.22	0.34%	\$ 5,083.49	\$ 5,346.13
MGS-S Customer 8864	\$ 4,469.90	\$ 4,579.25	2.45%	\$ 10,908.09	\$ 11,017.44	1.00%	\$ 1,921.63	\$ 1,988.05
MGS-S Customer 8865	\$ 4,254.58	\$ 4,389.64	3.17%	\$ 11,006.76	\$ 11,141.82	1.23%	\$ 1,984.04	\$ 2,053.02
MGS-S Customer 8866	\$ 28,142.28	\$ 28,389.99	0.88%	\$ 80,465.90	\$ 80,713.61	0.31%	\$ 9,888.80	\$ 10,036.55
MGS-S Customer 8867	\$ 9,498.26	\$ 9,630.53	1.39%	\$ 24,875.29	\$ 25,007.56	0.53%	\$ 3,552.13	\$ 3,683.70
MGS-S Customer 8868	\$ 4,307.70	\$ 4,415.87	2.51%	\$ 13,538.38	\$ 13,646.55	0.80%	\$ 1,841.15	\$ 1,913.22
MGS-S Customer 8869	\$ 22,434.99	\$ 22,651.04	0.96%	\$ 81,212.22	\$ 81,428.27	0.27%	\$ 7,745.56	\$ 8,042.66
MGS-S Customer 8870	\$ 3,739.39	\$ 3,871.77	3.54%	\$ 10,540.36	\$ 10,672.74	1.26%	\$ 1,799.93	\$ 1,875.28
MGS-S Customer 8871	\$ 6,331.44	\$ 6,475.47	2.27%	\$ 20,928.28	\$ 21,072.31	0.69%	\$ 2,625.12	\$ 2,724.79
MGS-S Customer 8872	\$ 8,875.59	\$ 9,030.77	1.75%	\$ 33,199.70	\$ 33,354.88	0.47%	\$ 3,416.69	\$ 3,544.93
MGS-S Customer 8873	\$ 6,150.17	\$ 6,293.95	2.34%	\$ 15,794.02	\$ 15,937.80	0.91%	\$ 2,603.87	\$ 2,695.14
MGS-S Customer 8874	\$ 3,527.83	\$ 3,632.42	2.96%	\$ 11,158.24	\$ 11,262.83	0.94%	\$ 1,587.94	\$ 1,652.26
MGS-S Customer 8875	\$ 4,892.79	\$ 5,003.65	2.27%	\$ 14,420.09	\$ 14,530.95	0.77%	\$ 2,034.06	\$ 2,116.36
MGS-S Customer 8876	\$ 10,391.94	\$ 10,554.59	1.57%	\$ 32,696.21	\$ 32,858.86	0.50%	\$ 3,945.33	\$ 4,088.67
MGS-S Customer 8877	\$ 9,117.68	\$ 9,275.24	1.73%	\$ 24,095.36	\$ 24,252.92	0.65%	\$ 3,576.82	\$ 3,692.36

Internal Use

Customer	Delivery 1/24 Prices	Delivery 8/24 Prices	Delivery % Difference	Bundled 1/24 Prices	Bundled 8/24 Prices	Bundled % Difference	Distribution 8/24 Prices	Distribution 1/25 Prices
MGS-S Customer 8878	\$ 19,718.82	\$ 19,923.75	1.04%	\$ 52,896.60	\$ 53,101.53	0.39%	\$ 6,974.26	\$ 7,284.11
MGS-S Customer 8879	\$ 11,192.44	\$ 11,358.24	1.48%	\$ 41,994.73	\$ 42,160.53	0.39%	\$ 4,164.65	\$ 4,305.82
MGS-S Customer 8880	\$ 4,837.27	\$ 4,974.92	2.85%	\$ 12,570.63	\$ 12,708.28	1.10%	\$ 2,170.47	\$ 2,250.70
MGS-S Customer 8881	\$ 8,111.35	\$ 8,235.79	1.53%	\$ 35,448.13	\$ 35,572.57	0.35%	\$ 2,998.31	\$ 3,114.44
MGS-S Customer 8882	\$ 1,129.66	\$ 1,223.37	8.30%	\$ 2,042.86	\$ 2,136.57	4.59%	\$ 818.59	\$ 863.43
MGS-S Customer 8883	\$ 7,157.66	\$ 7,305.18	2.06%	\$ 27,685.24	\$ 27,832.76	0.53%	\$ 2,869.21	\$ 2,969.69
MGS-S Customer 8884	\$ 3,449.94	\$ 3,581.00	3.80%	\$ 10,197.44	\$ 10,328.50	1.29%	\$ 1,705.13	\$ 1,773.77
MGS-S Customer 8885	\$ 5,689.99	\$ 5,804.74	2.02%	\$ 14,653.17	\$ 14,767.92	0.78%	\$ 2,308.89	\$ 2,398.58
MGS-S Customer 8886	\$ 6,983.53	\$ 7,103.63	1.72%	\$ 24,982.57	\$ 25,102.67	0.48%	\$ 2,686.80	\$ 2,785.40
MGS-S Customer 8887	\$ 9,301.85	\$ 9,432.25	1.40%	\$ 26,363.70	\$ 26,494.10	0.49%	\$ 3,440.20	\$ 3,612.39
MGS-S Customer 8888	\$ 4,910.12	\$ 5,020.96	2.26%	\$ 15,701.18	\$ 15,812.02	0.71%	\$ 2,032.19	\$ 2,113.14
MGS-S Customer 8889	\$ 3,673.37	\$ 3,804.82	3.58%	\$ 12,612.90	\$ 12,744.35	1.04%	\$ 1,744.65	\$ 1,841.97
MGS-S Customer 8890	\$ 23,737.03	\$ 23,957.24	0.93%	\$ 108,895.46	\$ 109,115.67	0.20%	\$ 8,026.59	\$ 8,303.33
MGS-S Customer 8891	\$ 17,085.68	\$ 17,377.81	1.71%	\$ 39,901.85	\$ 40,193.98	0.73%	\$ 6,918.89	\$ 7,052.18
MGS-S Customer 8892	\$ 3,749.75	\$ 3,855.50	2.82%	\$ 10,578.72	\$ 10,684.47	1.00%	\$ 1,669.37	\$ 1,735.28
MGS-S Customer 8893	\$ 3,367.12	\$ 3,471.08	3.09%	\$ 10,293.55	\$ 10,397.51	1.01%	\$ 1,541.60	\$ 1,600.25
MGS-S Customer 8894	\$ 20,016.17	\$ 20,275.86	1.30%	\$ 50,456.01	\$ 50,715.70	0.51%	\$ 7,500.88	\$ 7,739.34
MGS-S Customer 8895	\$ 12,779.05	\$ 12,952.23	1.36%	\$ 34,589.70	\$ 34,762.88	0.50%	\$ 4,716.37	\$ 4,937.24
MGS-S Customer 8896	\$ 6,157.40	\$ 6,301.37	2.34%	\$ 13,856.94	\$ 14,000.91	1.04%	\$ 2,617.99	\$ 2,712.01
MGS-S Customer 8897	\$ 11,884.84	\$ 12,054.01	1.42%	\$ 34,874.69	\$ 35,043.86	0.49%	\$ 4,421.98	\$ 4,611.92
MGS-S Customer 8898	\$ 3,966.47	\$ 4,099.34	3.35%	\$ 16,206.39	\$ 16,339.26	0.82%	\$ 1,836.61	\$ 1,916.57
MGS-S Customer 8899	\$ 5,525.69	\$ 5,639.71	2.06%	\$ 14,533.32	\$ 14,647.34	0.78%	\$ 2,255.84	\$ 2,340.07
MGS-S Customer 8900	\$ 3,880.92	\$ 4,014.02	3.43%	\$ 8,638.86	\$ 8,771.96	1.54%	\$ 1,855.31	\$ 1,941.11
MGS-S Customer 8901	\$ 1,569.18	\$ 1,691.62	7.80%	\$ 2,656.63	\$ 2,779.07	4.61%	\$ 1,098.82	\$ 1,159.48
MGS-S Customer 8902	\$ 4,096.73	\$ 4,230.46	3.26%	\$ 15,148.31	\$ 15,282.04	0.88%	\$ 1,894.33	\$ 1,969.05
MGS-S Customer 8903	\$ 3,499.32	\$ 3,630.27	3.74%	\$ 13,171.40	\$ 13,302.35	0.99%	\$ 1,698.85	\$ 1,770.94
MGS-S Customer 8904	\$ 5,401.38	\$ 5,540.78	2.58%	\$ 21,810.90	\$ 21,950.30	0.64%	\$ 2,296.89	\$ 2,387.21
MGS-S Customer 8905	\$ 3,543.93	\$ 3,648.67	2.96%	\$ 10,703.58	\$ 10,808.32	0.98%	\$ 1,597.84	\$ 1,660.91
MGS-S Customer 8906	\$ 7,702.36	\$ 7,852.48	1.95%	\$ 28,873.13	\$ 29,023.25	0.52%	\$ 3,051.74	\$ 3,154.67
MGS-S Customer 8907	\$ 24,017.58	\$ 24,278.18	1.09%	\$ 77,492.98	\$ 77,753.58	0.34%	\$ 8,570.33	\$ 8,875.07
MGS-S Customer 8908	\$ 5,187.03	\$ 5,326.16	2.68%	\$ 15,072.32	\$ 15,211.45	0.92%	\$ 2,274.90	\$ 2,357.30
MGS-S Customer 8909	\$ 15,192.62	\$ 15,377.37	1.22%	\$ 44,782.34	\$ 44,967.09	0.41%	\$ 5,515.27	\$ 5,715.16
MGS-S Customer 8910	\$ 3,674.88	\$ 3,779.97	2.86%	\$ 11,233.31	\$ 11,338.40	0.94%	\$ 1,628.81	\$ 1,706.73
MGS-S Customer 8911	\$ 4,603.59	\$ 4,713.87	2.40%	\$ 12,543.66	\$ 12,653.94	0.88%	\$ 1,975.55	\$ 2,018.81
MGS-S Customer 8912	\$ 4,236.36	\$ 4,344.82	2.56%	\$ 6,618.41	\$ 6,726.87	1.64%	\$ 1,863.16	\$ 1,937.42
MGS-S Customer 8913	\$ 7,941.36	\$ 8,092.48	1.90%	\$ 23,929.13	\$ 24,080.25	0.63%	\$ 3,139.56	\$ 3,283.06
MGS-S Customer 8914	\$ 7,966.13	\$ 8,115.46	1.87%	\$ 35,074.04	\$ 35,223.37	0.43%	\$ 3,034.98	\$ 3,222.42
MGS-S Customer 8915	\$ 6,170.81	\$ 6,287.82	1.90%	\$ 17,772.00	\$ 17,889.01	0.66%	\$ 2,463.36	\$ 2,545.02
MGS-S Customer 8916	\$ 6,550.98	\$ 6,669.45	1.81%	\$ 18,211.36	\$ 18,329.83	0.65%	\$ 2,576.19	\$ 2,681.66
MGS-S Customer 8917	\$ 4,766.12	\$ 4,876.40	2.31%	\$ 14,356.96	\$ 14,467.24	0.77%	\$ 1,992.14	\$ 2,071.27

Internal Use

Customer	Delivery 1/24 Prices	Delivery 8/24 Prices	Delivery % Difference	Bundled 1/24 Prices	Bundled 8/24 Prices	Bundled % Difference	Distribution 8/24 Prices	Distribution 1/25 Prices
MGS-S Customer 8918	\$ 4,095.36	\$ 4,229.56	3.28%	\$ 10,592.16	\$ 10,726.36	1.27%	\$ 1,926.50	\$ 2,000.71
MGS-S Customer 8919	\$ 4,692.84	\$ 4,829.50	2.91%	\$ 12,718.72	\$ 12,855.38	1.07%	\$ 2,107.25	\$ 2,201.55
MGS-S Customer 8920	\$ 3,887.65	\$ 3,993.84	2.73%	\$ 12,640.13	\$ 12,746.32	0.84%	\$ 1,701.42	\$ 1,770.12
MGS-S Customer 8921	\$ 9,006.91	\$ 9,162.79	1.73%	\$ 28,280.11	\$ 28,435.99	0.55%	\$ 3,477.37	\$ 3,631.94
MGS-S Customer 8922	\$ 8,598.97	\$ 8,753.38	1.80%	\$ 29,011.03	\$ 29,165.44	0.53%	\$ 3,357.54	\$ 3,474.12
MGS-S Customer 8923	\$ 6,527.66	\$ 6,644.76	1.79%	\$ 32,126.38	\$ 32,243.48	0.36%	\$ 2,476.55	\$ 2,572.94
MGS-S Customer 8924	\$ 5,589.90	\$ 5,703.62	2.03%	\$ 20,775.31	\$ 20,889.03	0.55%	\$ 2,234.51	\$ 2,318.59
MGS-S Customer 8925	\$ 988.67	\$ 1,108.53	12.12%	\$ 1,225.65	\$ 1,345.51	9.78%	\$ 912.94	\$ 961.44
MGS-S Customer 8926	\$ 4,089.14	\$ 4,196.49	2.63%	\$ 11,180.46	\$ 11,287.81	0.96%	\$ 1,782.42	\$ 1,851.98
MGS-S Customer 8927	\$ 980.56	\$ 1,100.32	12.21%	\$ 1,762.69	\$ 1,882.45	6.79%	\$ 906.59	\$ 954.67
MGS-S Customer 8928	\$ 16,465.34	\$ 16,653.36	1.14%	\$ 78,080.88	\$ 78,268.90	0.24%	\$ 5,738.70	\$ 5,927.75
MGS-S Customer 8929	\$ 5,150.30	\$ 5,289.88	2.71%	\$ 11,605.85	\$ 11,745.43	1.20%	\$ 2,299.01	\$ 2,365.37
MGS-S Customer 8930	\$ 8,433.28	\$ 8,586.22	1.81%	\$ 34,913.66	\$ 35,066.60	0.44%	\$ 3,255.70	\$ 3,374.05
MGS-S Customer 8931	\$ 26,316.43	\$ 26,550.55	0.89%	\$ 94,956.90	\$ 95,191.02	0.25%	\$ 9,013.05	\$ 9,322.35
MGS-S Customer 8932	\$ 3,839.32	\$ 3,972.27	3.46%	\$ 10,032.41	\$ 10,165.36	1.33%	\$ 1,839.49	\$ 1,914.10
MGS-S Customer 8933	\$ 4,204.55	\$ 4,338.94	3.20%	\$ 13,554.63	\$ 13,689.02	0.99%	\$ 1,941.63	\$ 2,019.10
MGS-S Customer 8934	\$ 6,529.86	\$ 6,674.02	2.21%	\$ 27,040.19	\$ 27,184.35	0.53%	\$ 2,640.30	\$ 2,755.04
MGS-S Customer 8935	\$ 52,561.40	\$ 52,904.98	0.65%	\$ 279,914.10	\$ 280,257.68	0.12%	\$ 16,783.56	\$ 17,364.62
MGS-S Customer 8936	\$ 35,678.56	\$ 35,976.36	0.83%	\$ 71,913.85	\$ 72,211.65	0.41%	\$ 12,468.38	\$ 12,952.46
MGS-S Customer 8937	\$ 3,801.86	\$ 3,934.28	3.48%	\$ 7,638.95	\$ 7,771.37	1.73%	\$ 1,817.22	\$ 1,924.92
MGS-S Customer 8938	\$ 5,731.35	\$ 5,846.64	2.01%	\$ 13,385.99	\$ 13,501.28	0.86%	\$ 2,341.54	\$ 2,419.71
MGS-S Customer 8939	\$ 3,134.70	\$ 3,237.52	3.28%	\$ 8,322.61	\$ 8,425.43	1.24%	\$ 1,465.66	\$ 1,534.00
MGS-S Customer 8940	\$ 33,915.17	\$ 34,182.07	0.79%	\$ 131,761.43	\$ 132,028.33	0.20%	\$ 11,354.44	\$ 11,776.81
MGS-S Customer 8941	\$ 2,320.70	\$ 2,419.79	4.27%	\$ 6,352.15	\$ 6,451.24	1.56%	\$ 1,200.11	\$ 1,257.32
MGS-S Customer 8942	\$ 7,309.88	\$ 7,458.97	2.04%	\$ 16,077.22	\$ 16,226.31	0.93%	\$ 2,988.62	\$ 3,110.34
MGS-S Customer 8943	\$ 5,383.67	\$ 5,496.84	2.10%	\$ 16,177.93	\$ 16,291.10	0.70%	\$ 2,195.39	\$ 2,277.74
MGS-S Customer 8944	\$ 4,686.56	\$ 4,796.58	2.35%	\$ 11,283.80	\$ 11,393.82	0.98%	\$ 1,978.02	\$ 2,066.98
MGS-S Customer 8945	\$ 10,511.49	\$ 10,675.11	1.56%	\$ 24,561.35	\$ 24,724.97	0.67%	\$ 4,024.74	\$ 4,194.24
MGS-S Customer 8946	\$ 11,189.33	\$ 11,328.77	1.25%	\$ 26,866.31	\$ 27,005.75	0.52%	\$ 4,084.07	\$ 4,282.91
MGS-S Customer 8947	\$ 6,969.68	\$ 7,117.44	2.12%	\$ 15,630.64	\$ 15,778.40	0.95%	\$ 2,886.68	\$ 2,988.82
MGS-S Customer 8948	\$ 23,865.54	\$ 24,088.33	0.93%	\$ 59,003.90	\$ 59,226.69	0.38%	\$ 8,287.36	\$ 8,739.99
MGS-S Customer 8949	\$ 2,444.80	\$ 2,544.27	4.07%	\$ 6,244.18	\$ 6,343.65	1.59%	\$ 1,233.23	\$ 1,305.22
MGS-S Customer 8950	\$ 14,977.58	\$ 15,193.40	1.44%	\$ 42,638.53	\$ 42,854.35	0.51%	\$ 5,687.88	\$ 5,859.54
MGS-S Customer 8951	\$ 11,228.77	\$ 11,395.15	1.48%	\$ 35,969.14	\$ 36,135.52	0.46%	\$ 4,210.27	\$ 4,364.07
MGS-S Customer 8952	\$ 8,929.61	\$ 9,085.56	1.75%	\$ 23,889.01	\$ 24,044.96	0.65%	\$ 3,482.07	\$ 3,635.38
MGS-S Customer 8953	\$ 6,315.37	\$ 6,460.33	2.30%	\$ 9,145.34	\$ 9,290.30	1.59%	\$ 2,694.60	\$ 2,804.78
MGS-S Customer 8954	\$ 16,465.17	\$ 16,655.94	1.16%	\$ 43,376.55	\$ 43,567.32	0.44%	\$ 5,950.32	\$ 6,182.72
MGS-S Customer 8955	\$ 2,677.80	\$ 2,779.56	3.80%	\$ 6,063.66	\$ 6,165.42	1.68%	\$ 1,365.41	\$ 1,375.67
MGS-S Customer 8956	\$ 45,157.18	\$ 45,476.89	0.71%	\$ 154,781.74	\$ 155,101.45	0.21%	\$ 15,091.04	\$ 15,616.76
MGS-S Customer 8957	\$ 12,318.62	\$ 12,490.27	1.39%	\$ 33,663.07	\$ 33,834.72	0.51%	\$ 4,591.05	\$ 4,772.19

Customer	Delivery 1/24 Prices	Delivery 8/24 Prices	Delivery % Difference	Bundled 1/24 Prices	Bundled 8/24 Prices	Bundled % Difference	Distribution 8/24 Prices	Distribution 1/25 Prices
MGS-S Customer 8958	\$ 7,892.36	\$ 8,044.59	1.93%	\$ 13,000.97	\$ 13,153.20	1.17%	\$ 3,210.92	\$ 3,339.94
MGS-S Customer 8959	\$ 14,671.28	\$ 14,852.64	1.24%	\$ 42,752.72	\$ 42,934.08	0.42%	\$ 5,303.12	\$ 5,556.47
MGS-S Customer 8960	\$ 4,507.71	\$ 4,617.00	2.42%	\$ 8,322.52	\$ 8,431.81	1.31%	\$ 1,930.39	\$ 2,026.06
MGS-S Customer 8961	\$ 6,529.31	\$ 6,674.02	2.22%	\$ 21,420.15	\$ 21,564.86	0.68%	\$ 2,679.55	\$ 2,794.72
MGS-S Customer 8962	\$ 573.45	\$ 664.69	15.91%	\$ 599.73	\$ 690.97	15.21%	\$ 640.98	\$ 674.19
MGS-S Customer 8963	\$ 1,139.12	\$ 1,232.88	8.23%	\$ 2,890.32	\$ 2,984.08	3.24%	\$ 819.76	\$ 859.73
MGS-S Customer 8964	\$ 5,068.22	\$ 5,179.50	2.20%	\$ 19,078.43	\$ 19,189.71	0.58%	\$ 2,063.35	\$ 2,145.46
MGS-S Customer 8965	\$ 5,903.25	\$ 6,018.18	1.95%	\$ 23,634.69	\$ 23,749.62	0.49%	\$ 2,321.41	\$ 2,410.35
MGS-S Customer 8966	\$ 5,300.78	\$ 5,440.23	2.63%	\$ 14,452.27	\$ 14,591.72	0.96%	\$ 2,305.37	\$ 2,405.88
MGS-S Customer 8967	\$ 5,517.33	\$ 5,631.05	2.06%	\$ 14,473.77	\$ 14,587.49	0.79%	\$ 2,241.54	\$ 2,340.78
MGS-S Customer 8968	\$ 6,962.89	\$ 7,110.07	2.11%	\$ 22,059.41	\$ 22,206.59	0.67%	\$ 2,843.19	\$ 2,939.69
MGS-S Customer 8969	\$ 39,425.83	\$ 39,773.33	0.88%	\$ 163,708.13	\$ 164,055.63	0.21%	\$ 13,467.19	\$ 13,872.17
MGS-S Customer 8970	\$ 8,693.46	\$ 8,848.36	1.78%	\$ 27,893.98	\$ 28,048.88	0.56%	\$ 3,394.42	\$ 3,516.72
MGS-S Customer 8971	\$ 7,222.32	\$ 7,370.32	2.05%	\$ 22,840.45	\$ 22,988.45	0.65%	\$ 2,911.11	\$ 3,031.09
MGS-S Customer 8972	\$ 18,216.27	\$ 18,414.62	1.09%	\$ 50,575.74	\$ 50,774.09	0.39%	\$ 6,494.52	\$ 6,758.64
MGS-S Customer 8973	\$ 15,885.22	\$ 16,074.88	1.19%	\$ 28,883.85	\$ 29,073.51	0.66%	\$ 5,859.90	\$ 6,077.30
MGS-S Customer 8974	\$ 16,942.28	\$ 17,131.48	1.12%	\$ 66,432.16	\$ 66,621.36	0.28%	\$ 5,882.85	\$ 6,208.60
MGS-S Customer 8975	\$ 6,746.42	\$ 6,865.68	1.77%	\$ 20,751.26	\$ 20,870.52	0.57%	\$ 2,629.83	\$ 2,732.22
MGS-S Customer 8976	\$ 5,725.98	\$ 5,867.65	2.47%	\$ 13,971.25	\$ 14,112.92	1.01%	\$ 2,459.89	\$ 2,559.69
MGS-S Customer 8977	\$ 4,568.21	\$ 4,705.15	3.00%	\$ 7,534.49	\$ 7,671.43	1.82%	\$ 2,117.02	\$ 2,189.38
MGS-S Customer 8978	\$ 4,609.11	\$ 4,719.72	2.40%	\$ 4,938.19	\$ 5,048.80	2.24%	\$ 2,011.01	\$ 2,080.20
MGS-S Customer 8979	\$ 23,769.43	\$ 23,989.95	0.93%	\$ 108,196.57	\$ 108,417.09	0.20%	\$ 8,046.20	\$ 8,318.87
MGS-S Customer 8980	\$ 3,584.69	\$ 3,690.18	2.94%	\$ 5,443.07	\$ 5,548.56	1.94%	\$ 1,650.16	\$ 1,712.40
MGS-S Customer 8981	\$ 5,225.95	\$ 5,365.10	2.66%	\$ 16,496.23	\$ 16,635.38	0.84%	\$ 2,277.03	\$ 2,361.43
MGS-S Customer 8982	\$ 8,923.23	\$ 9,078.22	1.74%	\$ 36,840.13	\$ 36,995.12	0.42%	\$ 3,404.85	\$ 3,536.84
MGS-S Customer 8983	\$ 14,886.90	\$ 15,071.33	1.24%	\$ 42,150.21	\$ 42,334.64	0.44%	\$ 5,468.05	\$ 5,613.87
MGS-S Customer 8984	\$ 10,407.80	\$ 10,569.75	1.56%	\$ 40,494.91	\$ 40,656.86	0.40%	\$ 3,896.48	\$ 4,038.87
MGS-S Customer 8985	\$ 5,787.68	\$ 5,902.56	1.98%	\$ 18,649.08	\$ 18,763.96	0.62%	\$ 2,317.09	\$ 2,404.36
MGS-S Customer 8986	\$ 6,183.32	\$ 6,327.49	2.33%	\$ 10,638.69	\$ 10,782.86	1.36%	\$ 2,638.50	\$ 2,747.12
MGS-S Customer 8987	\$ 4,643.45	\$ 4,754.38	2.39%	\$ 5,857.27	\$ 5,968.20	1.89%	\$ 2,026.80	\$ 2,083.07
MGS-S Customer 8988	\$ 7,504.01	\$ 7,667.73	2.18%	\$ 18,784.12	\$ 18,947.84	0.87%	\$ 3,107.50	\$ 3,265.85
MGS-S Customer 8989	\$ 3,106.86	\$ 3,209.24	3.30%	\$ 9,011.32	\$ 9,113.70	1.14%	\$ 1,441.10	\$ 1,521.97
MGS-S Customer 8990	\$ 6,470.22	\$ 6,614.60	2.23%	\$ 25,322.81	\$ 25,467.19	0.57%	\$ 2,647.05	\$ 2,741.75
MGS-S Customer 8991	\$ 9,245.79	\$ 9,402.67	1.70%	\$ 33,972.45	\$ 34,129.33	0.46%	\$ 3,538.12	\$ 3,671.69
MGS-S Customer 8992	\$ 14,424.54	\$ 14,605.06	1.25%	\$ 51,555.66	\$ 51,736.18	0.35%	\$ 5,210.41	\$ 5,391.11
MGS-S Customer 8993	\$ 5,335.81	\$ 5,449.96	2.14%	\$ 15,135.06	\$ 15,249.21	0.75%	\$ 2,235.04	\$ 2,254.62
MGS-S Customer 8994	\$ 8,295.94	\$ 8,448.83	1.84%	\$ 28,788.44	\$ 28,941.33	0.53%	\$ 3,251.57	\$ 3,368.46
MGS-S Customer 8995	\$ 6,634.77	\$ 6,780.77	2.20%	\$ 17,036.19	\$ 17,182.19	0.86%	\$ 2,761.28	\$ 2,859.42
MGS-S Customer 8996	\$ 8,057.28	\$ 8,183.06	1.56%	\$ 22,856.71	\$ 22,982.49	0.55%	\$ 3,083.00	\$ 3,180.39
MGS-S Customer 8997	\$ 11,206.73	\$ 11,372.37	1.48%	\$ 36,696.67	\$ 36,862.31	0.45%	\$ 4,173.02	\$ 4,357.80

Internal Use

Customer	Delivery 1/24 Prices	Delivery 8/24 Prices	Delivery % Difference	Bundled 1/24 Prices	Bundled 8/24 Prices	Bundled % Difference	Distribution 8/24 Prices	Distribution 1/25 Prices
MGS-S Customer 8998	\$ 11,227.96	\$ 11,393.78	1.48%	\$ 41,530.68	\$ 41,696.50	0.40%	\$ 4,171.24	\$ 4,324.24
MGS-S Customer 8999	\$ 13,057.44	\$ 13,232.82	1.34%	\$ 31,284.78	\$ 31,460.16	0.56%	\$ 4,858.29	\$ 5,053.72
MGS-S Customer 9000	\$ 4,536.87	\$ 4,646.01	2.41%	\$ 13,918.72	\$ 14,027.86	0.78%	\$ 1,912.99	\$ 1,993.50
MGS-S Customer 9001	\$ 8,175.61	\$ 8,329.10	1.88%	\$ 23,029.89	\$ 23,183.38	0.67%	\$ 3,277.77	\$ 3,358.90
MGS-S Customer 9002	\$ 1,493.50	\$ 1,588.69	6.37%	\$ 4,290.67	\$ 4,385.86	2.22%	\$ 925.99	\$ 977.86
MGS-S Customer 9003	\$ 7,819.28	\$ 7,971.47	1.95%	\$ 14,560.49	\$ 14,712.68	1.05%	\$ 3,195.44	\$ 3,297.12
MGS-S Customer 9004	\$ 1,083.60	\$ 1,177.13	8.63%	\$ 1,602.81	\$ 1,696.34	5.84%	\$ 806.04	\$ 850.06
MGS-S Customer 9005	\$ 20,546.34	\$ 20,781.34	1.14%	\$ 81,572.28	\$ 81,807.28	0.29%	\$ 7,304.94	\$ 7,544.05
MGS-S Customer 9006	\$ 3,386.07	\$ 3,516.91	3.86%	\$ 8,815.88	\$ 8,946.72	1.48%	\$ 1,690.57	\$ 1,761.40
MGS-S Customer 9007	\$ 5,518.16	\$ 5,659.09	2.55%	\$ 14,183.92	\$ 14,324.85	0.99%	\$ 2,399.72	\$ 2,480.48
MGS-S Customer 9008	\$ 5,968.29	\$ 6,111.06	2.39%	\$ 14,318.91	\$ 14,461.68	1.00%	\$ 2,539.24	\$ 2,644.12
MGS-S Customer 9009	\$ 3,766.17	\$ 3,898.54	3.51%	\$ 10,142.08	\$ 10,274.45	1.31%	\$ 1,804.26	\$ 1,889.77
MGS-S Customer 9010	\$ 6,970.88	\$ 7,118.11	2.11%	\$ 17,273.35	\$ 17,420.58	0.85%	\$ 2,859.01	\$ 2,982.15
MGS-S Customer 9011	\$ 4,825.60	\$ 4,963.03	2.85%	\$ 12,146.02	\$ 12,283.45	1.13%	\$ 2,160.31	\$ 2,252.06
MGS-S Customer 9012	\$ 4,829.47	\$ 4,967.18	2.85%	\$ 9,815.48	\$ 9,953.19	1.40%	\$ 2,179.33	\$ 2,269.61
MGS-S Customer 9013	\$ 28,677.12	\$ 28,920.53	0.85%	\$ 120,407.99	\$ 120,651.40	0.20%	\$ 9,664.87	\$ 9,979.13
MGS-S Customer 9014	\$ 8,202.86	\$ 8,328.25	1.53%	\$ 30,884.43	\$ 31,009.82	0.41%	\$ 3,064.10	\$ 3,178.85
MGS-S Customer 9015	\$ 3,777.37	\$ 3,883.14	2.80%	\$ 11,829.19	\$ 11,934.96	0.89%	\$ 1,670.52	\$ 1,736.15
MGS-S Customer 9016	\$ 3,933.02	\$ 4,066.36	3.39%	\$ 9,197.38	\$ 9,330.72	1.45%	\$ 1,871.15	\$ 1,955.23
MGS-S Customer 9017	\$ 6,819.80	\$ 6,966.09	2.15%	\$ 14,878.36	\$ 15,024.65	0.98%	\$ 2,803.95	\$ 2,950.71
MGS-S Customer 9018	\$ 8,497.36	\$ 8,651.28	1.81%	\$ 28,778.02	\$ 28,931.94	0.53%	\$ 3,323.21	\$ 3,439.79
MGS-S Customer 9019	\$ 6,410.75	\$ 6,554.84	2.25%	\$ 21,315.30	\$ 21,459.39	0.68%	\$ 2,636.72	\$ 2,753.92
MGS-S Customer 9020	\$ 43,135.49	\$ 43,448.11	0.72%	\$ 124,148.43	\$ 124,461.05	0.25%	\$ 14,593.95	\$ 15,117.25
MGS-S Customer 9021	\$ 6,658.90	\$ 6,804.93	2.19%	\$ 17,794.81	\$ 17,940.84	0.82%	\$ 2,764.08	\$ 2,862.70
MGS-S Customer 9022	\$ 4,743.54	\$ 4,880.46	2.89%	\$ 13,627.43	\$ 13,764.35	1.00%	\$ 2,123.20	\$ 2,211.85
MGS-S Customer 9023	\$ 22,449.09	\$ 22,675.64	1.01%	\$ 82,972.27	\$ 83,198.82	0.27%	\$ 7,814.06	\$ 8,104.23
MGS-S Customer 9024	\$ 11,527.83	\$ 11,695.13	1.45%	\$ 40,379.41	\$ 40,546.71	0.41%	\$ 4,278.69	\$ 4,440.46
MGS-S Customer 9025	\$ 5,562.69	\$ 5,703.39	2.53%	\$ 13,110.72	\$ 13,251.42	1.07%	\$ 2,398.33	\$ 2,510.67
MGS-S Customer 9026	\$ 4,289.70	\$ 4,424.71	3.15%	\$ 10,807.30	\$ 10,942.31	1.25%	\$ 1,987.02	\$ 2,069.86
MGS-S Customer 9027	\$ 7,320.08	\$ 7,468.59	2.03%	\$ 22,151.50	\$ 22,300.01	0.67%	\$ 2,948.38	\$ 3,071.19
MGS-S Customer 9028	\$ 4,087.95	\$ 4,222.07	3.28%	\$ 8,781.90	\$ 8,916.02	1.53%	\$ 1,926.65	\$ 2,013.67
MGS-S Customer 9029	\$ 5,163.61	\$ 5,302.01	2.68%	\$ 17,733.53	\$ 17,871.93	0.78%	\$ 2,232.55	\$ 2,334.36
MGS-S Customer 9030	\$ 2,822.28	\$ 2,950.41	4.54%	\$ 8,064.47	\$ 8,192.60	1.59%	\$ 1,499.22	\$ 1,566.28
MGS-S Customer 9031	\$ 3,867.66	\$ 4,000.17	3.43%	\$ 14,274.79	\$ 14,407.30	0.93%	\$ 1,812.73	\$ 1,895.96
MGS-S Customer 9032	\$ 3,777.52	\$ 3,910.30	3.52%	\$ 9,572.97	\$ 9,705.75	1.39%	\$ 1,825.19	\$ 1,894.28
MGS-S Customer 9033	\$ 4,557.85	\$ 4,666.88	2.39%	\$ 16,146.93	\$ 16,255.96	0.68%	\$ 1,905.11	\$ 1,985.02
MGS-S Customer 9034	\$ 3,673.71	\$ 3,805.31	3.58%	\$ 11,672.17	\$ 11,803.77	1.13%	\$ 1,754.36	\$ 1,847.95
MGS-S Customer 9035	\$ 4,344.49	\$ 4,480.04	3.12%	\$ 10,182.56	\$ 10,318.11	1.33%	\$ 2,019.44	\$ 2,091.32
MGS-S Customer 9036	\$ 8,758.85	\$ 8,914.28	1.77%	\$ 16,046.36	\$ 16,201.79	0.97%	\$ 3,456.99	\$ 3,635.98
MGS-S Customer 9037	\$ 3,194.10	\$ 3,297.35	3.23%	\$ 8,741.26	\$ 8,844.51	1.18%	\$ 1,491.90	\$ 1,549.82

Internal Use

Customer	Delivery 1/24 Prices	Delivery 8/24 Prices	Delivery % Difference	Bundled 1/24 Prices	Bundled 8/24 Prices	Bundled % Difference	Distribution 8/24 Prices	Distribution 1/25 Prices
MGS-S Customer 9038	\$ 4,394.68	\$ 4,529.91	3.08%	\$ 13,095.29	\$ 13,230.52	1.03%	\$ 2,004.32	\$ 2,091.85
MGS-S Customer 9039	\$ 4,373.75	\$ 4,509.12	3.10%	\$ 12,339.07	\$ 12,474.44	1.10%	\$ 2,009.66	\$ 2,087.76
MGS-S Customer 9040	\$ 4,572.73	\$ 4,708.56	2.97%	\$ 15,292.38	\$ 15,428.21	0.89%	\$ 2,048.26	\$ 2,140.32
MGS-S Customer 9041	\$ 6,807.01	\$ 6,953.29	2.15%	\$ 22,591.74	\$ 22,738.02	0.65%	\$ 2,781.96	\$ 2,881.35
MGS-S Customer 9042	\$ 9,946.29	\$ 10,107.80	1.62%	\$ 19,662.82	\$ 19,824.33	0.82%	\$ 3,870.90	\$ 4,025.59
MGS-S Customer 9043	\$ 1,546.23	\$ 1,641.88	6.19%	\$ 4,093.17	\$ 4,188.82	2.34%	\$ 953.80	\$ 995.80
MGS-S Customer 9044	\$ 6,995.25	\$ 7,142.39	2.10%	\$ 23,531.60	\$ 23,678.74	0.63%	\$ 2,841.91	\$ 2,941.36
MGS-S Customer 9045	\$ 10,153.72	\$ 10,316.35	1.60%	\$ 28,673.58	\$ 28,836.21	0.57%	\$ 3,923.75	\$ 4,023.35
MGS-S Customer 9046	\$ 4,613.63	\$ 4,750.04	2.96%	\$ 13,836.88	\$ 13,973.29	0.99%	\$ 2,083.29	\$ 2,162.28
MGS-S Customer 9047	\$ 2,296.67	\$ 2,422.18	5.46%	\$ 6,199.92	\$ 6,325.43	2.02%	\$ 1,319.97	\$ 1,395.12
MGS-S Customer 9048	\$ 4,206.50	\$ 4,314.57	2.57%	\$ 9,808.85	\$ 9,916.92	1.10%	\$ 1,833.34	\$ 1,903.34
MGS-S Customer 9049	\$ 2,868.01	\$ 2,996.19	4.47%	\$ 9,551.18	\$ 9,679.36	1.34%	\$ 1,503.23	\$ 1,572.41
MGS-S Customer 9050	\$ 4,324.43	\$ 4,433.88	2.53%	\$ 4,836.79	\$ 4,946.24	2.26%	\$ 1,922.59	\$ 1,976.91
MGS-S Customer 9051	\$ 4,957.12	\$ 5,095.41	2.79%	\$ 11,818.88	\$ 11,957.17	1.17%	\$ 2,216.14	\$ 2,299.03
MGS-S Customer 9052	\$ 5,008.88	\$ 5,119.95	2.22%	\$ 18,868.26	\$ 18,979.33	0.59%	\$ 2,046.84	\$ 2,125.10
MGS-S Customer 9053	\$ 10,145.82	\$ 10,281.13	1.33%	\$ 27,199.10	\$ 27,334.41	0.50%	\$ 3,764.47	\$ 3,896.68
MGS-S Customer 9054	\$ 20,216.27	\$ 20,548.96	1.65%	\$ 39,655.03	\$ 39,987.72	0.84%	\$ 8,193.28	\$ 8,329.20
MGS-S Customer 9055	\$ 5,082.56	\$ 5,194.22	2.20%	\$ 15,646.81	\$ 15,758.47	0.71%	\$ 2,091.10	\$ 2,175.27
MGS-S Customer 9056	\$ 4,136.60	\$ 4,270.55	3.24%	\$ 15,175.84	\$ 15,309.79	0.88%	\$ 1,909.24	\$ 1,982.70
MGS-S Customer 9057	\$ 8,805.73	\$ 8,961.54	1.77%	\$ 27,439.85	\$ 27,595.66	0.57%	\$ 3,450.35	\$ 3,556.12
MGS-S Customer 9058	\$ 7,865.87	\$ 8,016.49	1.91%	\$ 31,577.87	\$ 31,728.49	0.48%	\$ 3,088.11	\$ 3,194.08
MGS-S Customer 9059	\$ 4,930.53	\$ 5,068.79	2.80%	\$ 8,779.04	\$ 8,917.30	1.57%	\$ 2,219.06	\$ 2,313.67
MGS-S Customer 9060	\$ 3,514.67	\$ 3,619.43	2.98%	\$ 8,113.90	\$ 8,218.66	1.29%	\$ 1,601.56	\$ 1,670.05
MGS-S Customer 9061	\$ 6,942.54	\$ 7,062.38	1.73%	\$ 25,043.28	\$ 25,163.12	0.48%	\$ 2,669.73	\$ 2,771.04
MGS-S Customer 9062	\$ 14,055.15	\$ 14,205.77	1.07%	\$ 52,538.92	\$ 52,689.54	0.29%	\$ 4,883.64	\$ 5,125.12
MGS-S Customer 9063	\$ 6,182.56	\$ 6,299.20	1.89%	\$ 21,279.99	\$ 21,396.63	0.55%	\$ 2,439.25	\$ 2,525.29
MGS-S Customer 9064	\$ 4,507.00	\$ 4,642.47	3.01%	\$ 16,987.56	\$ 17,123.03	0.80%	\$ 2,019.90	\$ 2,103.14
MGS-S Customer 9065	\$ 42,993.23	\$ 43,361.01	0.86%	\$ 182,966.22	\$ 183,334.00	0.20%	\$ 14,652.53	\$ 15,011.43
MGS-S Customer 9066	\$ 4,181.92	\$ 4,316.18	3.21%	\$ 11,790.05	\$ 11,924.31	1.14%	\$ 1,937.31	\$ 2,026.01
MGS-S Customer 9067	\$ 12,470.36	\$ 12,641.81	1.37%	\$ 48,801.64	\$ 48,973.09	0.35%	\$ 4,562.93	\$ 4,711.78
MGS-S Customer 9068	\$ 2,427.44	\$ 2,553.71	5.20%	\$ 7,535.83	\$ 7,662.10	1.68%	\$ 1,367.07	\$ 1,429.14
MGS-S Customer 9069	\$ 5,455.51	\$ 5,595.11	2.56%	\$ 21,662.67	\$ 21,802.27	0.64%	\$ 2,312.91	\$ 2,408.58
MGS-S Customer 9070	\$ 4,724.11	\$ 4,834.63	2.34%	\$ 9,848.95	\$ 9,959.47	1.12%	\$ 2,009.13	\$ 2,088.32
MGS-S Customer 9071	\$ 7,115.13	\$ 7,262.14	2.07%	\$ 29,635.01	\$ 29,782.02	0.50%	\$ 2,835.89	\$ 2,942.05
MGS-S Customer 9072	\$ 3,651.21	\$ 3,782.99	3.61%	\$ 10,561.88	\$ 10,693.66	1.25%	\$ 1,761.64	\$ 1,845.81
MGS-S Customer 9073	\$ 9,312.36	\$ 9,469.87	1.69%	\$ 33,481.41	\$ 33,638.92	0.47%	\$ 3,575.49	\$ 3,695.90
MGS-S Customer 9074	\$ 4,682.15	\$ 4,819.03	2.92%	\$ 13,205.53	\$ 13,342.41	1.04%	\$ 2,114.34	\$ 2,190.38
MGS-S Customer 9075	\$ 12,184.31	\$ 12,355.05	1.40%	\$ 34,127.50	\$ 34,298.24	0.50%	\$ 4,532.19	\$ 4,723.55
MGS-S Customer 9076	\$ 3,383.04	\$ 3,513.84	3.87%	\$ 9,322.01	\$ 9,452.81	1.40%	\$ 1,687.11	\$ 1,756.42
MGS-S Customer 9077	\$ 7,668.66	\$ 7,791.77	1.61%	\$ 29,419.89	\$ 29,543.00	0.42%	\$ 2,897.62	\$ 2,996.68

Internal Use

Customer	Delivery 1/24 Prices	Delivery 8/24 Prices	Delivery % Difference	Bundled 1/24 Prices	Bundled 8/24 Prices	Bundled % Difference	Distribution 8/24 Prices	Distribution 1/25 Prices
MGS-S Customer 9078	\$ 55,293.84	\$ 55,655.07	0.65%	\$ 244,514.47	\$ 244,875.70	0.15%	\$ 18,010.94	\$ 18,580.16
MGS-S Customer 9079	\$ 5,545.90	\$ 5,686.14	2.53%	\$ 20,512.38	\$ 20,652.62	0.68%	\$ 2,356.33	\$ 2,447.83
MGS-S Customer 9080	\$ 7,158.19	\$ 7,305.88	2.06%	\$ 15,847.60	\$ 15,995.29	0.93%	\$ 2,907.46	\$ 3,066.26
MGS-S Customer 9081	\$ 4,913.20	\$ 5,050.94	2.80%	\$ 11,681.15	\$ 11,818.89	1.18%	\$ 2,186.88	\$ 2,288.50
MGS-S Customer 9082	\$ 3,710.28	\$ 3,842.97	3.58%	\$ 8,121.09	\$ 8,253.78	1.63%	\$ 1,816.18	\$ 1,879.50
MGS-S Customer 9083	\$ 5,878.01	\$ 5,993.87	1.97%	\$ 16,213.96	\$ 16,329.82	0.71%	\$ 2,378.77	\$ 2,450.15
MGS-S Customer 9084	\$ 15,905.24	\$ 16,092.14	1.18%	\$ 54,892.00	\$ 55,078.90	0.34%	\$ 5,676.60	\$ 5,901.27
MGS-S Customer 9085	\$ 2,026.99	\$ 2,124.63	4.82%	\$ 4,882.10	\$ 4,979.74	2.00%	\$ 1,101.69	\$ 1,165.06
MGS-S Customer 9086	\$ 10,781.91	\$ 10,945.86	1.52%	\$ 39,631.20	\$ 39,795.15	0.41%	\$ 4,035.60	\$ 4,177.31
MGS-S Customer 9087	\$ 19,388.97	\$ 19,590.35	1.04%	\$ 80,714.28	\$ 80,915.66	0.25%	\$ 6,702.36	\$ 6,958.88
MGS-S Customer 9088	\$ 4,431.61	\$ 4,540.54	2.46%	\$ 13,044.81	\$ 13,153.74	0.84%	\$ 1,892.42	\$ 1,959.51
MGS-S Customer 9089	\$ 27,067.93	\$ 27,445.39	1.39%	\$ 59,477.68	\$ 59,855.14	0.63%	\$ 10,512.70	\$ 10,719.93
MGS-S Customer 9090	\$ 7,190.56	\$ 7,339.31	2.07%	\$ 14,393.74	\$ 14,542.49	1.03%	\$ 2,961.94	\$ 3,079.01
MGS-S Customer 9091	\$ 3,796.78	\$ 3,902.98	2.80%	\$ 11,492.10	\$ 11,598.30	0.92%	\$ 1,693.21	\$ 1,741.71
MGS-S Customer 9092	\$ 13,695.39	\$ 13,871.85	1.29%	\$ 46,786.15	\$ 46,962.61	0.38%	\$ 4,948.55	\$ 5,177.00
MGS-S Customer 9093	\$ 1,877.93	\$ 1,974.34	5.13%	\$ 10,510.21	\$ 10,606.62	0.92%	\$ 1,013.59	\$ 1,071.19
MGS-S Customer 9094	\$ 5,656.00	\$ 5,797.17	2.50%	\$ 13,896.70	\$ 14,037.87	1.02%	\$ 2,429.06	\$ 2,537.25
MGS-S Customer 9095	\$ 7,598.31	\$ 7,721.32	1.62%	\$ 23,175.99	\$ 23,299.00	0.53%	\$ 2,900.27	\$ 3,020.55
MGS-S Customer 9096	\$ 7,226.78	\$ 7,347.83	1.68%	\$ 25,776.12	\$ 25,897.17	0.47%	\$ 2,758.68	\$ 2,868.29
MGS-S Customer 9097	\$ 16,763.25	\$ 17,062.18	1.78%	\$ 51,316.58	\$ 51,615.51	0.58%	\$ 6,813.31	\$ 6,909.17
MGS-S Customer 9098	\$ 51,358.46	\$ 51,708.43	0.68%	\$ 156,526.74	\$ 156,876.71	0.22%	\$ 17,230.04	\$ 17,812.41
MGS-S Customer 9099	\$ 8,344.34	\$ 8,497.16	1.83%	\$ 28,870.67	\$ 29,023.49	0.53%	\$ 3,254.31	\$ 3,388.83
MGS-S Customer 9100	\$ 5,568.97	\$ 5,682.87	2.05%	\$ 18,480.54	\$ 18,594.44	0.62%	\$ 2,245.94	\$ 2,326.71
MGS-S Customer 9101	\$ 4,851.92	\$ 4,989.81	2.84%	\$ 11,305.53	\$ 11,443.42	1.22%	\$ 2,185.92	\$ 2,264.48
MGS-S Customer 9102	\$ 3,980.73	\$ 4,114.51	3.36%	\$ 9,887.48	\$ 10,021.26	1.35%	\$ 1,894.87	\$ 1,964.01
MGS-S Customer 9103	\$ 12,976.74	\$ 13,150.91	1.34%	\$ 34,019.54	\$ 34,193.71	0.51%	\$ 4,787.34	\$ 5,012.12
MGS-S Customer 9104	\$ 2,061.46	\$ 2,186.05	6.04%	\$ 4,285.37	\$ 4,409.96	2.91%	\$ 1,253.64	\$ 1,324.45
MGS-S Customer 9105	\$ 5,669.00	\$ 5,809.53	2.48%	\$ 17,800.72	\$ 17,941.25	0.79%	\$ 2,392.21	\$ 2,518.02
MGS-S Customer 9106	\$ 3,393.07	\$ 3,523.87	3.85%	\$ 8,851.33	\$ 8,982.13	1.48%	\$ 1,689.44	\$ 1,764.56
MGS-S Customer 9107	\$ 7,993.60	\$ 8,144.30	1.89%	\$ 31,138.85	\$ 31,289.55	0.48%	\$ 3,109.65	\$ 3,249.79
MGS-S Customer 9108	\$ 6,499.05	\$ 6,644.02	2.23%	\$ 18,834.73	\$ 18,979.70	0.77%	\$ 2,693.95	\$ 2,800.43
MGS-S Customer 9109	\$ 6,046.66	\$ 6,189.22	2.36%	\$ 17,461.83	\$ 17,604.39	0.82%	\$ 2,532.01	\$ 2,653.13
MGS-S Customer 9110	\$ 3,139.68	\$ 3,290.91	4.82%	\$ 5,639.77	\$ 5,791.00	2.68%	\$ 1,770.30	\$ 1,839.48
MGS-S Customer 9111	\$ 6,909.66	\$ 7,029.75	1.74%	\$ 21,427.89	\$ 21,547.98	0.56%	\$ 2,686.19	\$ 2,784.30
MGS-S Customer 9112	\$ 4,073.71	\$ 4,207.93	3.29%	\$ 6,768.62	\$ 6,902.84	1.98%	\$ 1,934.54	\$ 2,023.24
MGS-S Customer 9113	\$ 6,063.90	\$ 6,206.59	2.35%	\$ 15,867.72	\$ 16,010.41	0.90%	\$ 2,544.15	\$ 2,671.96
MGS-S Customer 9114	\$ 7,431.75	\$ 7,581.13	2.01%	\$ 22,762.96	\$ 22,912.34	0.66%	\$ 2,999.74	\$ 3,101.96
MGS-S Customer 9115	\$ 2,362.24	\$ 2,462.12	4.23%	\$ 4,967.45	\$ 5,067.33	2.01%	\$ 1,244.25	\$ 1,276.43
MGS-S Customer 9116	\$ 3,183.33	\$ 3,313.10	4.08%	\$ 9,729.95	\$ 9,859.72	1.33%	\$ 1,614.15	\$ 1,682.64
MGS-S Customer 9117	\$ 5,850.22	\$ 5,992.84	2.44%	\$ 11,535.98	\$ 11,678.60	1.24%	\$ 2,524.82	\$ 2,619.90

Internal Use

Customer	Delivery 1/24 Prices	Delivery 8/24 Prices	Delivery % Difference	Bundled 1/24 Prices	Bundled 8/24 Prices	Bundled % Difference	Distribution 8/24 Prices	Distribution 1/25 Prices
MGS-S Customer 9118	\$ 10,587.59	\$ 10,750.90	1.54%	\$ 36,392.90	\$ 36,556.21	0.45%	\$ 3,990.08	\$ 4,131.33
MGS-S Customer 9119	\$ 6,898.06	\$ 7,044.28	2.12%	\$ 25,026.79	\$ 25,173.01	0.58%	\$ 2,785.07	\$ 2,899.62
MGS-S Customer 9120	\$ 5,778.88	\$ 5,920.53	2.45%	\$ 15,361.83	\$ 15,503.48	0.92%	\$ 2,462.41	\$ 2,570.33
MGS-S Customer 9121	\$ 5,039.22	\$ 5,177.61	2.75%	\$ 14,784.20	\$ 14,922.59	0.94%	\$ 2,223.35	\$ 2,307.35
MGS-S Customer 9122	\$ 5,012.87	\$ 5,124.34	2.22%	\$ 15,228.73	\$ 15,340.20	0.73%	\$ 2,074.47	\$ 2,152.16
MGS-S Customer 9123	\$ 2,610.53	\$ 2,711.51	3.87%	\$ 5,940.86	\$ 6,041.84	1.70%	\$ 1,322.80	\$ 1,358.13
MGS-S Customer 9124	\$ 4,130.88	\$ 4,238.60	2.61%	\$ 9,285.54	\$ 9,393.26	1.16%	\$ 1,809.87	\$ 1,880.38
MGS-S Customer 9125	\$ 6,373.04	\$ 6,516.51	2.25%	\$ 18,055.36	\$ 18,198.83	0.79%	\$ 2,613.03	\$ 2,772.85
MGS-S Customer 9126	\$ 4,505.48	\$ 4,614.32	2.42%	\$ 16,818.30	\$ 16,927.14	0.65%	\$ 1,887.94	\$ 1,960.04
MGS-S Customer 9127	\$ 4,793.99	\$ 4,903.75	2.29%	\$ 17,454.86	\$ 17,564.62	0.63%	\$ 1,964.79	\$ 2,063.42
MGS-S Customer 9128	\$ 4,036.70	\$ 4,170.60	3.32%	\$ 10,453.75	\$ 10,587.65	1.28%	\$ 1,905.94	\$ 1,981.13
MGS-S Customer 9129	\$ 5,167.84	\$ 5,306.21	2.68%	\$ 19,555.35	\$ 19,693.72	0.71%	\$ 2,226.97	\$ 2,321.36
MGS-S Customer 9130	\$ 4,716.42	\$ 4,826.44	2.33%	\$ 13,330.53	\$ 13,440.55	0.83%	\$ 1,977.04	\$ 2,062.25
MGS-S Customer 9131	\$ 3,135.54	\$ 3,238.34	3.28%	\$ 9,705.36	\$ 9,808.16	1.06%	\$ 1,461.57	\$ 1,523.02
MGS-S Customer 9132	\$ 7,896.72	\$ 8,047.88	1.91%	\$ 26,720.29	\$ 26,871.45	0.57%	\$ 3,128.37	\$ 3,240.78
MGS-S Customer 9133	\$ 4,914.41	\$ 5,025.19	2.25%	\$ 16,230.28	\$ 16,341.06	0.68%	\$ 2,028.79	\$ 2,111.23
MGS-S Customer 9134	\$ 5,384.01	\$ 5,497.05	2.10%	\$ 15,540.68	\$ 15,653.72	0.73%	\$ 2,191.30	\$ 2,284.77
MGS-S Customer 9135	\$ 5,765.45	\$ 5,906.99	2.45%	\$ 13,311.42	\$ 13,452.96	1.06%	\$ 2,460.97	\$ 2,583.17
MGS-S Customer 9136	\$ 11,455.67	\$ 11,622.33	1.45%	\$ 38,769.26	\$ 38,935.92	0.43%	\$ 4,244.88	\$ 4,431.72
MGS-S Customer 9137	\$ 29,266.88	\$ 29,514.40	0.85%	\$ 109,617.09	\$ 109,864.61	0.23%	\$ 9,951.18	\$ 10,264.04
MGS-S Customer 9138	\$ 7,002.66	\$ 7,150.34	2.11%	\$ 20,188.69	\$ 20,336.37	0.73%	\$ 2,875.46	\$ 2,965.65
MGS-S Customer 9139	\$ 5,371.63	\$ 5,484.53	2.10%	\$ 13,894.90	\$ 14,007.80	0.81%	\$ 2,188.11	\$ 2,294.92
MGS-S Customer 9140	\$ 62,417.73	\$ 62,812.63	0.63%	\$ 243,219.42	\$ 243,614.32	0.16%	\$ 20,428.79	\$ 21,143.10
MGS-S Customer 9141	\$ 26,211.62	\$ 26,445.60	0.89%	\$ 101,698.77	\$ 101,932.75	0.23%	\$ 8,976.08	\$ 9,224.33
MGS-S Customer 9142	\$ 6,005.89	\$ 6,122.19	1.94%	\$ 15,214.06	\$ 15,330.36	0.76%	\$ 2,417.00	\$ 2,506.40
MGS-S Customer 9143	\$ 6,974.80	\$ 7,121.56	2.10%	\$ 25,805.68	\$ 25,952.44	0.57%	\$ 2,816.71	\$ 2,918.53
MGS-S Customer 9144	\$ 36,707.55	\$ 37,063.35	0.97%	\$ 113,732.69	\$ 114,088.49	0.31%	\$ 12,972.11	\$ 13,378.34
MGS-S Customer 9145	\$ 9,439.85	\$ 9,598.69	1.68%	\$ 26,741.20	\$ 26,900.04	0.59%	\$ 3,668.50	\$ 3,788.72
MGS-S Customer 9146	\$ 4,389.27	\$ 4,524.96	3.09%	\$ 10,430.73	\$ 10,566.42	1.30%	\$ 2,031.07	\$ 2,106.10
MGS-S Customer 9147	\$ 25,479.58	\$ 25,709.04	0.90%	\$ 72,921.85	\$ 73,151.31	0.31%	\$ 8,755.61	\$ 9,214.27
MGS-S Customer 9148	\$ 5,400.68	\$ 5,513.92	2.10%	\$ 15,656.53	\$ 15,769.77	0.72%	\$ 2,202.03	\$ 2,288.30
MGS-S Customer 9149	\$ 3,852.47	\$ 3,985.61	3.46%	\$ 9,163.45	\$ 9,296.59	1.45%	\$ 1,851.87	\$ 1,924.47
MGS-S Customer 9150	\$ 17,338.05	\$ 17,530.49	1.11%	\$ 60,630.27	\$ 60,822.71	0.32%	\$ 6,092.70	\$ 6,381.92
MGS-S Customer 9151	\$ 8,696.24	\$ 8,851.25	1.78%	\$ 29,409.61	\$ 29,564.62	0.53%	\$ 3,395.60	\$ 3,503.97
MGS-S Customer 9152	\$ 9,397.23	\$ 9,555.02	1.68%	\$ 34,114.75	\$ 34,272.54	0.46%	\$ 3,597.54	\$ 3,722.43
MGS-S Customer 9153	\$ 24,271.60	\$ 24,500.77	0.94%	\$ 58,002.23	\$ 58,231.40	0.40%	\$ 8,624.27	\$ 8,839.63
MGS-S Customer 9154	\$ 6,758.11	\$ 6,877.25	1.76%	\$ 25,228.03	\$ 25,347.17	0.47%	\$ 2,614.58	\$ 2,701.28
MGS-S Customer 9155	\$ 4,177.30	\$ 4,285.29	2.59%	\$ 8,904.39	\$ 9,012.38	1.21%	\$ 1,828.51	\$ 1,899.65
MGS-S Customer 9156	\$ 5,395.23	\$ 5,508.27	2.10%	\$ 15,032.68	\$ 15,145.72	0.75%	\$ 2,194.26	\$ 2,293.61
MGS-S Customer 9157	\$ 5,628.50	\$ 5,786.56	2.81%	\$ 7,932.06	\$ 8,090.12	1.99%	\$ 2,588.59	\$ 2,671.82

Internal Use

Customer	Delivery 1/24 Prices	Delivery 8/24 Prices	Delivery % Difference	Bundled 1/24 Prices	Bundled 8/24 Prices	Bundled % Difference	Distribution 8/24 Prices	Distribution 1/25 Prices
MGS-S Customer 9158	\$ 4,506.86	\$ 4,615.86	2.42%	\$ 13,758.79	\$ 13,867.79	0.79%	\$ 1,903.20	\$ 1,984.08
MGS-S Customer 9159	\$ 14,644.16	\$ 14,990.71	2.37%	\$ 20,581.30	\$ 20,927.85	1.68%	\$ 6,695.92	\$ 6,725.97
MGS-S Customer 9160	\$ 14,757.30	\$ 14,938.85	1.23%	\$ 55,215.78	\$ 55,397.33	0.33%	\$ 5,290.10	\$ 5,486.38
MGS-S Customer 9161	\$ 7,784.24	\$ 7,933.30	1.91%	\$ 39,979.17	\$ 40,128.23	0.37%	\$ 2,986.77	\$ 3,109.27
MGS-S Customer 9162	\$ 29,195.07	\$ 29,443.00	0.85%	\$ 81,445.56	\$ 81,693.49	0.30%	\$ 10,033.19	\$ 10,463.37
MGS-S Customer 9163	\$ 5,029.32	\$ 5,167.73	2.75%	\$ 13,188.43	\$ 13,326.84	1.05%	\$ 2,227.39	\$ 2,316.17
MGS-S Customer 9164	\$ 6,327.39	\$ 6,471.68	2.28%	\$ 19,696.24	\$ 19,840.53	0.73%	\$ 2,639.27	\$ 2,730.19
MGS-S Customer 9165	\$ 4,151.58	\$ 4,259.91	2.61%	\$ 8,872.95	\$ 8,981.28	1.22%	\$ 1,839.91	\$ 1,885.18
MGS-S Customer 9166	\$ 3,739.16	\$ 3,845.29	2.84%	\$ 7,447.13	\$ 7,553.26	1.43%	\$ 1,693.06	\$ 1,752.25
MGS-S Customer 9167	\$ 9,022.64	\$ 9,179.82	1.74%	\$ 18,669.92	\$ 18,827.10	0.84%	\$ 3,562.12	\$ 3,702.47
MGS-S Customer 9168	\$ 7,856.21	\$ 7,980.73	1.58%	\$ 21,214.66	\$ 21,339.18	0.59%	\$ 3,005.86	\$ 3,125.65
MGS-S Customer 9169	\$ 3,751.20	\$ 3,856.75	2.81%	\$ 12,520.94	\$ 12,626.49	0.84%	\$ 1,655.64	\$ 1,722.18
MGS-S Customer 9170	\$ 10,470.47	\$ 10,633.10	1.55%	\$ 32,911.85	\$ 33,074.48	0.49%	\$ 3,954.09	\$ 4,119.78
MGS-S Customer 9171	\$ 16,586.10	\$ 16,775.06	1.14%	\$ 71,496.65	\$ 71,685.61	0.26%	\$ 5,813.02	\$ 6,021.26
MGS-S Customer 9172	\$ 14,015.36	\$ 14,193.96	1.27%	\$ 45,552.13	\$ 45,730.73	0.39%	\$ 5,088.13	\$ 5,294.20
MGS-S Customer 9173	\$ 7,040.99	\$ 7,188.67	2.10%	\$ 19,235.21	\$ 19,382.89	0.77%	\$ 2,882.52	\$ 2,989.62
MGS-S Customer 9174	\$ 6,450.52	\$ 6,595.40	2.25%	\$ 14,165.60	\$ 14,310.48	1.02%	\$ 2,695.82	\$ 2,820.16
MGS-S Customer 9175	\$ 3,599.10	\$ 3,730.94	3.66%	\$ 10,078.54	\$ 10,210.38	1.31%	\$ 1,758.97	\$ 1,827.37
MGS-S Customer 9176	\$ 4,334.71	\$ 4,470.66	3.14%	\$ 7,363.38	\$ 7,499.33	1.85%	\$ 2,043.59	\$ 2,105.70
MGS-S Customer 9177	\$ 5,178.39	\$ 5,290.64	2.17%	\$ 16,524.66	\$ 16,636.91	0.68%	\$ 2,126.97	\$ 2,200.75
MGS-S Customer 9178	\$ 11,621.03	\$ 11,789.60	1.45%	\$ 34,821.12	\$ 34,989.69	0.48%	\$ 4,361.34	\$ 4,509.97
MGS-S Customer 9179	\$ 5,060.48	\$ 5,172.77	2.22%	\$ 11,486.67	\$ 11,598.96	0.98%	\$ 2,126.98	\$ 2,192.98
MGS-S Customer 9180	\$ 5,379.54	\$ 5,493.01	2.11%	\$ 12,155.03	\$ 12,268.50	0.93%	\$ 2,218.44	\$ 2,305.85
MGS-S Customer 9181	\$ 4,694.45	\$ 4,803.70	2.33%	\$ 17,944.46	\$ 18,053.71	0.61%	\$ 1,927.91	\$ 2,024.20
MGS-S Customer 9182	\$ 7,066.93	\$ 7,215.42	2.10%	\$ 9,504.17	\$ 9,652.66	1.56%	\$ 2,947.23	\$ 3,071.37
MGS-S Customer 9183	\$ 15,063.86	\$ 15,247.70	1.22%	\$ 51,024.92	\$ 51,208.76	0.36%	\$ 5,441.84	\$ 5,620.87
MGS-S Customer 9184	\$ 4,330.50	\$ 4,438.79	2.50%	\$ 13,294.14	\$ 13,402.43	0.81%	\$ 1,849.95	\$ 1,923.30
MGS-S Customer 9185	\$ 5,448.73	\$ 5,589.11	2.58%	\$ 13,856.14	\$ 13,996.52	1.01%	\$ 2,367.56	\$ 2,460.94
MGS-S Customer 9186	\$ 5,687.63	\$ 5,829.10	2.49%	\$ 12,836.19	\$ 12,977.66	1.10%	\$ 2,448.96	\$ 2,555.63
MGS-S Customer 9187	\$ 3,506.82	\$ 3,637.79	3.73%	\$ 12,236.56	\$ 12,367.53	1.07%	\$ 1,702.94	\$ 1,781.65
MGS-S Customer 9188	\$ 32,218.91	\$ 32,479.56	0.81%	\$ 122,578.62	\$ 122,839.27	0.21%	\$ 10,881.84	\$ 11,223.84
MGS-S Customer 9189	\$ 63,125.40	\$ 63,552.17	0.68%	\$ 288,855.56	\$ 289,282.33	0.15%	\$ 20,660.07	\$ 21,250.45
MGS-S Customer 9190	\$ 11,920.23	\$ 12,088.38	1.41%	\$ 51,364.05	\$ 51,532.20	0.33%	\$ 4,339.05	\$ 4,501.87
MGS-S Customer 9191	\$ 3,366.81	\$ 3,471.72	3.12%	\$ 7,699.69	\$ 7,804.60	1.36%	\$ 1,590.31	\$ 1,610.11
MGS-S Customer 9192	\$ 3,109.91	\$ 3,239.44	4.17%	\$ 7,022.30	\$ 7,151.83	1.84%	\$ 1,601.44	\$ 1,677.43
MGS-S Customer 9193	\$ 7,504.40	\$ 7,654.09	1.99%	\$ 19,017.61	\$ 19,167.30	0.79%	\$ 3,032.65	\$ 3,159.51
MGS-S Customer 9194	\$ 7,509.13	\$ 7,658.74	1.99%	\$ 24,320.86	\$ 24,470.47	0.62%	\$ 3,015.63	\$ 3,118.46
MGS-S Customer 9195	\$ 4,664.88	\$ 4,774.91	2.36%	\$ 11,040.79	\$ 11,150.82	1.00%	\$ 1,976.73	\$ 2,059.73
MGS-S Customer 9196	\$ 7,771.03	\$ 7,921.73	1.94%	\$ 24,360.29	\$ 24,510.99	0.62%	\$ 3,098.07	\$ 3,213.67
MGS-S Customer 9197	\$ 4,497.06	\$ 4,605.90	2.42%	\$ 15,410.04	\$ 15,518.88	0.71%	\$ 1,890.88	\$ 1,968.14

Internal Use

Customer	Delivery 1/24 Prices	Delivery 8/24 Prices	Delivery % Difference	Bundled 1/24 Prices	Bundled 8/24 Prices	Bundled % Difference	Distribution 8/24 Prices	Distribution 1/25 Prices
MGS-S Customer 9198	\$ 7,186.94	\$ 7,307.71	1.68%	\$ 26,505.73	\$ 26,626.50	0.46%	\$ 2,739.01	\$ 2,849.13
MGS-S Customer 9199	\$ 5,332.67	\$ 5,445.77	2.12%	\$ 14,430.00	\$ 14,543.10	0.78%	\$ 2,190.37	\$ 2,271.87
MGS-S Customer 9200	\$ 9,417.22	\$ 9,575.77	1.68%	\$ 28,558.67	\$ 28,717.22	0.56%	\$ 3,648.00	\$ 3,767.73
MGS-S Customer 9201	\$ 7,258.15	\$ 7,406.07	2.04%	\$ 26,494.32	\$ 26,642.24	0.56%	\$ 2,902.81	\$ 3,016.56
MGS-S Customer 9202	\$ 42,133.93	\$ 42,691.21	1.32%	\$ 78,401.22	\$ 78,958.50	0.71%	\$ 16,664.85	\$ 16,507.08
MGS-S Customer 9203	\$ 15,706.13	\$ 15,892.92	1.19%	\$ 54,656.33	\$ 54,843.12	0.34%	\$ 5,646.22	\$ 5,821.85
MGS-S Customer 9204	\$ 4,458.28	\$ 4,593.93	3.04%	\$ 14,334.77	\$ 14,470.42	0.95%	\$ 2,027.77	\$ 2,102.92
MGS-S Customer 9205	\$ 4,456.23	\$ 4,592.45	3.06%	\$ 7,978.75	\$ 8,114.97	1.71%	\$ 2,069.81	\$ 2,147.80
MGS-S Customer 9206	\$ 4,151.95	\$ 4,286.11	3.23%	\$ 12,596.03	\$ 12,730.19	1.07%	\$ 1,927.16	\$ 2,007.99
MGS-S Customer 9207	\$ 5,174.77	\$ 5,313.96	2.69%	\$ 13,399.70	\$ 13,538.89	1.04%	\$ 2,279.88	\$ 2,365.50
MGS-S Customer 9208	\$ 2,689.84	\$ 2,817.32	4.74%	\$ 8,265.91	\$ 8,393.39	1.54%	\$ 1,453.15	\$ 1,517.34
MGS-S Customer 9209	\$ 4,350.53	\$ 4,486.08	3.12%	\$ 9,928.43	\$ 10,063.98	1.37%	\$ 2,021.00	\$ 2,095.91
MGS-S Customer 9210	\$ 31,770.32	\$ 32,028.49	0.81%	\$ 104,734.53	\$ 104,992.70	0.25%	\$ 10,745.88	\$ 11,223.11
MGS-S Customer 9211	\$ 5,527.98	\$ 5,668.23	2.54%	\$ 15,788.86	\$ 15,929.11	0.89%	\$ 2,366.85	\$ 2,479.48
MGS-S Customer 9212	\$ 9,732.07	\$ 9,891.17	1.63%	\$ 36,862.84	\$ 37,021.94	0.43%	\$ 3,691.65	\$ 3,822.92
MGS-S Customer 9213	\$ 5,035.18	\$ 5,173.66	2.75%	\$ 5,848.28	\$ 5,986.76	2.37%	\$ 2,250.00	\$ 2,378.87
MGS-S Customer 9214	\$ 4,051.01	\$ 4,184.84	3.30%	\$ 9,398.09	\$ 9,531.92	1.42%	\$ 1,907.92	\$ 1,996.57
MGS-S Customer 9215	\$ 1,020.13	\$ 1,113.31	9.13%	\$ 2,170.77	\$ 2,263.95	4.29%	\$ 780.84	\$ 823.21
MGS-S Customer 9216	\$ 3,639.85	\$ 3,771.81	3.63%	\$ 9,179.35	\$ 9,311.31	1.44%	\$ 1,772.26	\$ 1,850.23
MGS-S Customer 9217	\$ 12,030.17	\$ 12,216.29	1.55%	\$ 28,836.07	\$ 29,022.19	0.65%	\$ 4,652.73	\$ 4,795.19
MGS-S Customer 9218	\$ 6,211.20	\$ 6,354.02	2.30%	\$ 24,776.76	\$ 24,919.58	0.58%	\$ 2,545.79	\$ 2,657.60
MGS-S Customer 9219	\$ 8,757.21	\$ 8,911.47	1.76%	\$ 36,546.13	\$ 36,700.39	0.42%	\$ 3,351.95	\$ 3,479.09
MGS-S Customer 9220	\$ 17,697.75	\$ 17,891.86	1.10%	\$ 65,661.07	\$ 65,855.18	0.30%	\$ 6,200.58	\$ 6,469.23
MGS-S Customer 9221	\$ 46,150.74	\$ 46,797.25	1.40%	\$ 105,668.40	\$ 106,314.91	0.61%	\$ 18,102.68	\$ 18,356.09
MGS-S Customer 9222	\$ 5,100.84	\$ 5,213.17	2.20%	\$ 10,727.18	\$ 10,839.51	1.05%	\$ 2,135.70	\$ 2,215.66
MGS-S Customer 9223	\$ 9,933.77	\$ 10,094.73	1.62%	\$ 31,374.20	\$ 31,535.16	0.51%	\$ 3,814.35	\$ 3,929.77
MGS-S Customer 9224	\$ 4,392.44	\$ 4,527.55	3.08%	\$ 11,068.29	\$ 11,203.40	1.22%	\$ 2,004.34	\$ 2,109.13
MGS-S Customer 9225	\$ 12,212.35	\$ 12,382.69	1.39%	\$ 41,418.14	\$ 41,588.48	0.41%	\$ 4,499.43	\$ 4,679.42
MGS-S Customer 9226	\$ 96,079.66	\$ 96,752.66	0.70%	\$ 256,597.26	\$ 257,270.26	0.26%	\$ 32,772.34	\$ 33,807.01
MGS-S Customer 9227	\$ 45,607.62	\$ 45,931.69	0.71%	\$ 131,771.57	\$ 132,095.64	0.25%	\$ 15,402.33	\$ 15,942.20
MGS-S Customer 9228	\$ 6,633.46	\$ 6,779.18	2.20%	\$ 19,947.46	\$ 20,093.18	0.73%	\$ 2,741.38	\$ 2,838.02
MGS-S Customer 9229	\$ 8,831.76	\$ 8,988.17	1.77%	\$ 19,344.59	\$ 19,501.00	0.81%	\$ 3,501.34	\$ 3,626.92
MGS-S Customer 9230	\$ 11,468.07	\$ 11,635.66	1.46%	\$ 30,636.94	\$ 30,804.53	0.55%	\$ 4,309.00	\$ 4,493.08
MGS-S Customer 9231	\$ 12,597.64	\$ 12,770.33	1.37%	\$ 40,214.14	\$ 40,386.83	0.43%	\$ 4,656.74	\$ 4,820.96
MGS-S Customer 9232	\$ 9,284.23	\$ 9,441.38	1.69%	\$ 33,389.29	\$ 33,546.44	0.47%	\$ 3,556.55	\$ 3,689.24
MGS-S Customer 9233	\$ 4,180.12	\$ 4,314.38	3.21%	\$ 11,972.33	\$ 12,106.59	1.12%	\$ 1,936.38	\$ 2,023.80
MGS-S Customer 9234	\$ 22,596.85	\$ 22,816.28	0.97%	\$ 70,710.99	\$ 70,930.42	0.31%	\$ 7,943.34	\$ 8,156.10
MGS-S Customer 9235	\$ 6,046.03	\$ 6,188.91	2.36%	\$ 18,815.91	\$ 18,958.79	0.76%	\$ 2,542.80	\$ 2,637.65
MGS-S Customer 9236	\$ 12,706.34	\$ 12,879.41	1.36%	\$ 35,563.64	\$ 35,736.71	0.49%	\$ 4,699.24	\$ 4,900.33
MGS-S Customer 9237	\$ 7,470.26	\$ 7,619.59	2.00%	\$ 26,737.63	\$ 26,886.96	0.56%	\$ 2,992.20	\$ 3,085.54

Internal Use

Customer	Delivery 1/24 Prices	Delivery 8/24 Prices	Delivery % Difference	Bundled 1/24 Prices	Bundled 8/24 Prices	Bundled % Difference	Distribution 8/24 Prices	Distribution 1/25 Prices
MGS-S Customer 9238	\$ 7,691.82	\$ 7,841.35	1.94%	\$ 24,648.55	\$ 24,798.08	0.61%	\$ 3,035.53	\$ 3,192.52
MGS-S Customer 9239	\$ 5,214.98	\$ 5,327.54	2.16%	\$ 12,646.69	\$ 12,759.25	0.89%	\$ 2,155.67	\$ 2,244.38
MGS-S Customer 9240	\$ 2,648.23	\$ 2,775.53	4.81%	\$ 8,417.63	\$ 8,544.93	1.51%	\$ 1,438.93	\$ 1,501.10
MGS-S Customer 9241	\$ 4,777.17	\$ 4,887.77	2.32%	\$ 11,660.41	\$ 11,771.01	0.95%	\$ 2,014.97	\$ 2,094.32
MGS-S Customer 9242	\$ 37,484.15	\$ 37,768.06	0.76%	\$ 148,493.59	\$ 148,777.50	0.19%	\$ 12,527.03	\$ 12,914.55
MGS-S Customer 9243	\$ 3,729.39	\$ 3,861.76	3.55%	\$ 8,052.44	\$ 8,184.81	1.64%	\$ 1,804.62	\$ 1,891.93
MGS-S Customer 9244	\$ 3,021.48	\$ 3,124.14	3.40%	\$ 6,997.17	\$ 7,099.83	1.47%	\$ 1,447.25	\$ 1,499.91
MGS-S Customer 9245	\$ 3,768.07	\$ 3,874.61	2.83%	\$ 7,672.57	\$ 7,779.11	1.39%	\$ 1,714.15	\$ 1,757.46
MGS-S Customer 9246	\$ 3,464.32	\$ 3,569.41	3.03%	\$ 6,706.67	\$ 6,811.76	1.57%	\$ 1,613.52	\$ 1,656.72
MGS-S Customer 9247	\$ 21,251.44	\$ 21,462.77	0.99%	\$ 73,373.95	\$ 73,585.28	0.29%	\$ 7,403.33	\$ 7,673.19
MGS-S Customer 9248	\$ 5,591.59	\$ 5,732.96	2.53%	\$ 13,932.84	\$ 14,074.21	1.01%	\$ 2,429.12	\$ 2,507.82
MGS-S Customer 9249	\$ 14,889.02	\$ 15,071.78	1.23%	\$ 54,058.60	\$ 54,241.36	0.34%	\$ 5,363.63	\$ 5,536.07
MGS-S Customer 9250	\$ 6,216.69	\$ 6,332.96	1.87%	\$ 25,063.34	\$ 25,179.61	0.46%	\$ 2,417.75	\$ 2,512.47
MGS-S Customer 9251	\$ 7,162.92	\$ 7,284.02	1.69%	\$ 17,346.10	\$ 17,467.20	0.70%	\$ 2,774.18	\$ 2,911.30
MGS-S Customer 9252	\$ 6,837.74	\$ 6,957.67	1.75%	\$ 15,860.00	\$ 15,979.93	0.76%	\$ 2,683.69	\$ 2,802.79
MGS-S Customer 9253	\$ 7,963.59	\$ 8,115.64	1.91%	\$ 22,079.27	\$ 22,231.32	0.69%	\$ 3,188.77	\$ 3,296.25
MGS-S Customer 9254	\$ 10,299.40	\$ 10,461.65	1.58%	\$ 34,477.59	\$ 34,639.84	0.47%	\$ 3,911.19	\$ 4,040.20
MGS-S Customer 9255	\$ 4,909.33	\$ 5,048.20	2.83%	\$ 13,309.99	\$ 13,448.86	1.04%	\$ 2,203.77	\$ 2,273.76
MGS-S Customer 9256	\$ 9,829.95	\$ 9,990.37	1.63%	\$ 29,711.83	\$ 29,872.25	0.54%	\$ 3,781.35	\$ 3,906.99
MGS-S Customer 9257	\$ 8,387.25	\$ 8,540.47	1.83%	\$ 30,097.35	\$ 30,250.57	0.51%	\$ 3,274.71	\$ 3,391.51
MGS-S Customer 9258	\$ 2,489.53	\$ 2,589.77	4.03%	\$ 2,835.75	\$ 2,935.99	3.53%	\$ 1,282.65	\$ 1,342.58
MGS-S Customer 9259	\$ 2,967.50	\$ 3,070.00	3.45%	\$ 8,141.13	\$ 8,243.63	1.26%	\$ 1,430.37	\$ 1,469.85
MGS-S Customer 9260	\$ 8,049.59	\$ 8,201.47	1.89%	\$ 25,655.34	\$ 25,807.22	0.59%	\$ 3,183.00	\$ 3,304.39
MGS-S Customer 9261	\$ 5,586.29	\$ 5,700.35	2.04%	\$ 14,645.11	\$ 14,759.17	0.78%	\$ 2,264.87	\$ 2,363.95
MGS-S Customer 9262	\$ 4,519.60	\$ 4,628.79	2.42%	\$ 14,389.12	\$ 14,498.31	0.76%	\$ 1,911.68	\$ 1,981.81
MGS-S Customer 9263	\$ 903.82	\$ 994.90	10.08%	\$ 18,808.37	\$ 18,899.45	0.48%	\$ 629.64	\$ 662.11
MGS-S Customer 9264	\$ 6,710.04	\$ 6,856.03	2.18%	\$ 14,548.53	\$ 14,694.52	1.00%	\$ 2,777.17	\$ 2,911.49
MGS-S Customer 9265	\$ 2,605.96	\$ 2,706.37	3.85%	\$ 11,106.38	\$ 11,206.79	0.90%	\$ 1,283.67	\$ 1,320.21
MGS-S Customer 9266	\$ 6,116.11	\$ 6,232.20	1.90%	\$ 22,579.10	\$ 22,695.19	0.51%	\$ 2,403.11	\$ 2,493.51
MGS-S Customer 9267	\$ 5,160.25	\$ 5,273.01	2.19%	\$ 11,540.73	\$ 11,653.49	0.98%	\$ 2,159.96	\$ 2,228.47
MGS-S Customer 9268	\$ 13,515.89	\$ 13,663.90	1.10%	\$ 53,361.92	\$ 53,509.93	0.28%	\$ 4,695.90	\$ 4,925.87
MGS-S Customer 9269	\$ 4,283.77	\$ 4,392.37	2.54%	\$ 10,395.39	\$ 10,503.99	1.04%	\$ 1,865.43	\$ 1,924.11
MGS-S Customer 9270	\$ 3,258.11	\$ 3,388.17	3.99%	\$ 9,680.53	\$ 9,810.59	1.34%	\$ 1,636.85	\$ 1,710.61
MGS-S Customer 9271	\$ 13,725.75	\$ 13,902.56	1.29%	\$ 43,575.99	\$ 43,752.80	0.41%	\$ 4,976.56	\$ 5,211.98
MGS-S Customer 9272	\$ 4,695.81	\$ 4,832.46	2.91%	\$ 15,094.37	\$ 15,231.02	0.91%	\$ 2,100.94	\$ 2,183.18
MGS-S Customer 9273	\$ 3,171.81	\$ 3,301.36	4.08%	\$ 9,554.92	\$ 9,684.47	1.36%	\$ 1,603.90	\$ 1,681.84
MGS-S Customer 9274	\$ 4,700.75	\$ 4,811.00	2.35%	\$ 9,758.40	\$ 9,868.65	1.13%	\$ 1,994.18	\$ 2,082.70
MGS-S Customer 9275	\$ 2,757.33	\$ 2,884.90	4.63%	\$ 8,498.39	\$ 8,625.96	1.50%	\$ 1,465.14	\$ 1,542.42
MGS-S Customer 9276	\$ 17,910.34	\$ 18,078.94	0.94%	\$ 71,341.73	\$ 71,510.33	0.24%	\$ 6,130.67	\$ 6,352.92
MGS-S Customer 9277	\$ 6,837.12	\$ 6,983.13	2.14%	\$ 24,776.52	\$ 24,922.53	0.59%	\$ 2,768.05	\$ 2,879.05

Internal Use

Customer	Delivery 1/24 Prices	Delivery 8/24 Prices	Delivery % Difference	Bundled 1/24 Prices	Bundled 8/24 Prices	Bundled % Difference	Distribution 8/24 Prices	Distribution 1/25 Prices
MGS-S Customer 9278	\$ 2,011.32	\$ 2,109.11	4.86%	\$ 5,518.19	\$ 5,615.98	1.77%	\$ 1,105.01	\$ 1,151.33
MGS-S Customer 9279	\$ 4,290.25	\$ 4,425.56	3.15%	\$ 6,890.89	\$ 7,026.20	1.96%	\$ 2,010.93	\$ 2,098.88
MGS-S Customer 9280	\$ 13,035.89	\$ 13,209.66	1.33%	\$ 64,189.45	\$ 64,363.22	0.27%	\$ 4,699.03	\$ 4,790.76
MGS-S Customer 9281	\$ 7,889.40	\$ 8,040.40	1.91%	\$ 28,593.98	\$ 28,744.98	0.53%	\$ 3,115.69	\$ 3,224.05
MGS-S Customer 9282	\$ 3,964.03	\$ 4,070.87	2.70%	\$ 10,688.90	\$ 10,795.74	1.00%	\$ 1,745.24	\$ 1,810.16
MGS-S Customer 9283	\$ 4,030.60	\$ 4,164.45	3.32%	\$ 10,785.87	\$ 10,919.72	1.24%	\$ 1,901.95	\$ 1,976.47
MGS-S Customer 9284	\$ 10,507.21	\$ 10,644.75	1.31%	\$ 26,871.37	\$ 27,008.91	0.51%	\$ 3,911.02	\$ 4,022.48
MGS-S Customer 9285	\$ 7,830.57	\$ 7,981.61	1.93%	\$ 21,309.11	\$ 21,460.15	0.71%	\$ 3,128.50	\$ 3,259.73
MGS-S Customer 9286	\$ 13,407.08	\$ 13,581.95	1.30%	\$ 59,286.23	\$ 59,461.10	0.29%	\$ 4,808.12	\$ 4,972.62
MGS-S Customer 9287	\$ 9,837.68	\$ 9,997.46	1.62%	\$ 36,602.80	\$ 36,762.58	0.44%	\$ 3,736.18	\$ 3,860.70
MGS-S Customer 9288	\$ 6,868.24	\$ 7,014.61	2.13%	\$ 22,564.53	\$ 22,710.90	0.65%	\$ 2,794.31	\$ 2,905.84
MGS-S Customer 9289	\$ 4,566.97	\$ 4,676.12	2.39%	\$ 14,104.22	\$ 14,213.37	0.77%	\$ 1,917.27	\$ 2,004.23
MGS-S Customer 9290	\$ 8,053.95	\$ 8,178.84	1.55%	\$ 28,962.49	\$ 29,087.38	0.43%	\$ 3,027.49	\$ 3,139.04
MGS-S Customer 9291	\$ 6,047.62	\$ 6,163.91	1.92%	\$ 17,108.34	\$ 17,224.63	0.68%	\$ 2,417.32	\$ 2,508.05
MGS-S Customer 9292	\$ 4,651.07	\$ 4,787.58	2.94%	\$ 10,739.95	\$ 10,876.46	1.27%	\$ 2,100.62	\$ 2,202.37
MGS-S Customer 9293	\$ 61,328.16	\$ 61,721.63	0.64%	\$ 190,818.52	\$ 191,211.99	0.21%	\$ 20,331.40	\$ 21,157.55
MGS-S Customer 9294	\$ 6,604.67	\$ 6,723.36	1.80%	\$ 18,053.89	\$ 18,172.58	0.66%	\$ 2,593.09	\$ 2,702.67
MGS-S Customer 9295	\$ 5,936.13	\$ 6,078.59	2.40%	\$ 17,762.76	\$ 17,905.22	0.80%	\$ 2,512.17	\$ 2,605.96
MGS-S Customer 9296	\$ 5,016.92	\$ 5,127.88	2.21%	\$ 20,423.43	\$ 20,534.39	0.54%	\$ 2,039.18	\$ 2,116.80
MGS-S Customer 9297	\$ 10,142.25	\$ 10,303.18	1.59%	\$ 38,433.93	\$ 38,594.86	0.42%	\$ 3,821.65	\$ 3,958.17
MGS-S Customer 9298	\$ 31,912.62	\$ 32,171.93	0.81%	\$ 105,544.13	\$ 105,803.44	0.25%	\$ 10,827.09	\$ 11,254.40
MGS-S Customer 9299	\$ 2,909.27	\$ 3,010.83	3.49%	\$ 10,203.86	\$ 10,305.42	1.00%	\$ 1,376.04	\$ 1,439.89
MGS-S Customer 9300	\$ 4,475.98	\$ 4,585.04	2.44%	\$ 14,500.67	\$ 14,609.73	0.75%	\$ 1,900.08	\$ 1,964.30
MGS-S Customer 9301	\$ 38,803.43	\$ 39,093.46	0.75%	\$ 153,409.89	\$ 153,699.92	0.19%	\$ 12,956.29	\$ 13,347.73
MGS-S Customer 9302	\$ 56,363.37	\$ 56,731.35	0.65%	\$ 225,994.64	\$ 226,362.62	0.16%	\$ 18,496.39	\$ 19,096.67
MGS-S Customer 9303	\$ 6,545.99	\$ 6,691.34	2.22%	\$ 16,994.26	\$ 17,139.61	0.86%	\$ 2,721.58	\$ 2,830.64
MGS-S Customer 9304	\$ 4,945.93	\$ 5,083.91	2.79%	\$ 13,042.65	\$ 13,180.63	1.06%	\$ 2,197.89	\$ 2,287.96
MGS-S Customer 9305	\$ 44,725.03	\$ 45,042.35	0.71%	\$ 158,787.59	\$ 159,104.91	0.20%	\$ 14,918.63	\$ 15,432.92
MGS-S Customer 9306	\$ 5,758.66	\$ 5,900.30	2.46%	\$ 16,552.46	\$ 16,694.10	0.86%	\$ 2,456.31	\$ 2,552.13
MGS-S Customer 9307	\$ 16,792.99	\$ 16,984.49	1.14%	\$ 57,824.62	\$ 58,016.12	0.33%	\$ 5,987.31	\$ 6,190.13
MGS-S Customer 9308	\$ 13,356.26	\$ 13,531.24	1.31%	\$ 55,245.32	\$ 55,420.30	0.32%	\$ 4,817.39	\$ 4,983.60
MGS-S Customer 9309	\$ 14,118.70	\$ 14,272.18	1.09%	\$ 37,922.11	\$ 38,075.59	0.40%	\$ 5,056.72	\$ 5,238.12
MGS-S Customer 9310	\$ 20,986.97	\$ 21,212.22	1.07%	\$ 55,595.15	\$ 55,820.40	0.41%	\$ 7,545.51	\$ 7,786.12
MGS-S Customer 9311	\$ 3,012.76	\$ 3,141.46	4.27%	\$ 12,134.43	\$ 12,263.13	1.06%	\$ 1,538.61	\$ 1,604.71
MGS-S Customer 9312	\$ 8,400.84	\$ 8,554.03	1.82%	\$ 31,232.32	\$ 31,385.51	0.49%	\$ 3,272.08	\$ 3,388.12
MGS-S Customer 9313	\$ 3,335.34	\$ 3,465.87	3.91%	\$ 7,919.60	\$ 8,050.13	1.65%	\$ 1,672.85	\$ 1,751.47
MGS-S Customer 9314	\$ 7,472.78	\$ 7,648.43	2.35%	\$ 16,175.10	\$ 16,350.75	1.09%	\$ 3,240.48	\$ 3,329.54
MGS-S Customer 9315	\$ 5,998.93	\$ 6,115.11	1.94%	\$ 16,236.50	\$ 16,352.68	0.72%	\$ 2,408.28	\$ 2,496.43
MGS-S Customer 9316	\$ 7,489.26	\$ 7,612.62	1.65%	\$ 17,733.91	\$ 17,857.27	0.70%	\$ 2,915.51	\$ 3,016.25
MGS-S Customer 9317	\$ 7,081.81	\$ 7,202.13	1.70%	\$ 27,354.01	\$ 27,474.33	0.44%	\$ 2,702.87	\$ 2,803.95

Internal Use

Customer	Delivery 1/24 Prices	Delivery 8/24 Prices	Delivery % Difference	Bundled 1/24 Prices	Bundled 8/24 Prices	Bundled % Difference	Distribution 8/24 Prices	Distribution 1/25 Prices
MGS-S Customer 9318	\$ 12,250.50	\$ 12,421.57	1.40%	\$ 42,087.03	\$ 42,258.10	0.41%	\$ 4,534.50	\$ 4,680.95
MGS-S Customer 9319	\$ 4,173.64	\$ 4,281.00	2.57%	\$ 15,827.28	\$ 15,934.64	0.68%	\$ 1,781.89	\$ 1,848.33
MGS-S Customer 9320	\$ 5,039.61	\$ 5,177.88	2.74%	\$ 15,542.50	\$ 15,680.77	0.89%	\$ 2,216.30	\$ 2,302.62
MGS-S Customer 9321	\$ 2,280.83	\$ 2,407.09	5.54%	\$ 5,434.51	\$ 5,560.77	2.32%	\$ 1,353.13	\$ 1,385.74
MGS-S Customer 9322	\$ 2,545.12	\$ 2,672.06	4.99%	\$ 6,139.40	\$ 6,266.34	2.07%	\$ 1,415.67	\$ 1,481.50
MGS-S Customer 9323	\$ 4,895.66	\$ 5,006.62	2.27%	\$ 15,833.21	\$ 15,944.17	0.70%	\$ 2,034.83	\$ 2,104.69
MGS-S Customer 9324	\$ 6,566.27	\$ 6,685.38	1.81%	\$ 16,554.86	\$ 16,673.97	0.72%	\$ 2,610.56	\$ 2,694.06
MGS-S Customer 9325	\$ 4,232.73	\$ 4,367.17	3.18%	\$ 15,135.31	\$ 15,269.75	0.89%	\$ 1,943.34	\$ 2,017.09
MGS-S Customer 9326	\$ 6,314.82	\$ 6,432.10	1.86%	\$ 20,997.13	\$ 21,114.41	0.56%	\$ 2,485.45	\$ 2,574.85
MGS-S Customer 9327	\$ 5,244.19	\$ 5,356.62	2.14%	\$ 14,339.58	\$ 14,452.01	0.78%	\$ 2,149.46	\$ 2,243.99
MGS-S Customer 9328	\$ 34,665.29	\$ 34,935.08	0.78%	\$ 151,419.90	\$ 151,689.69	0.18%	\$ 11,528.90	\$ 11,890.03
MGS-S Customer 9329	\$ 4,629.31	\$ 4,739.54	2.38%	\$ 7,267.32	\$ 7,377.55	1.52%	\$ 1,990.52	\$ 2,073.94
MGS-S Customer 9330	\$ 2,933.35	\$ 3,061.69	4.38%	\$ 9,015.03	\$ 9,143.37	1.42%	\$ 1,520.86	\$ 1,601.90
MGS-S Customer 9331	\$ 7,055.79	\$ 7,203.28	2.09%	\$ 20,250.96	\$ 20,398.45	0.73%	\$ 2,873.84	\$ 2,989.53
MGS-S Customer 9332	\$ 5,489.60	\$ 5,602.63	2.06%	\$ 20,984.55	\$ 21,097.58	0.54%	\$ 2,190.25	\$ 2,283.60
MGS-S Customer 9333	\$ 709.40	\$ 827.96	16.71%	\$ 1,119.26	\$ 1,237.82	10.59%	\$ 819.60	\$ 861.98
MGS-S Customer 9334	\$ 5,206.42	\$ 5,345.67	2.67%	\$ 12,858.20	\$ 12,997.45	1.08%	\$ 2,288.37	\$ 2,382.34
MGS-S Customer 9335	\$ 7,584.33	\$ 7,733.98	1.97%	\$ 26,777.88	\$ 26,927.53	0.56%	\$ 3,021.16	\$ 3,128.71
MGS-S Customer 9336	\$ 7,493.85	\$ 7,615.93	1.63%	\$ 29,910.44	\$ 30,032.52	0.41%	\$ 2,828.31	\$ 2,932.40
MGS-S Customer 9337	\$ 7,054.35	\$ 7,175.05	1.71%	\$ 22,393.79	\$ 22,514.49	0.54%	\$ 2,729.35	\$ 2,829.04
MGS-S Customer 9338	\$ 13,102.70	\$ 13,322.72	1.68%	\$ 20,998.32	\$ 21,218.34	1.05%	\$ 5,268.75	\$ 5,419.22
MGS-S Customer 9339	\$ 3,877.33	\$ 4,010.68	3.44%	\$ 9,279.72	\$ 9,413.07	1.44%	\$ 1,863.85	\$ 1,931.35
MGS-S Customer 9340	\$ 9,440.78	\$ 9,600.26	1.69%	\$ 31,790.75	\$ 31,950.23	0.50%	\$ 3,607.86	\$ 3,777.65
MGS-S Customer 9341	\$ 4,668.80	\$ 4,779.57	2.37%	\$ 11,696.02	\$ 11,806.79	0.95%	\$ 2,007.86	\$ 2,047.02
MGS-S Customer 9342	\$ 8,650.45	\$ 8,821.90	1.98%	\$ 22,782.58	\$ 22,954.03	0.75%	\$ 3,522.86	\$ 3,648.01
MGS-S Customer 9343	\$ 14,258.57	\$ 14,438.87	1.26%	\$ 36,791.37	\$ 36,971.67	0.49%	\$ 5,217.60	\$ 5,447.47
MGS-S Customer 9344	\$ 6,585.45	\$ 6,731.32	2.22%	\$ 14,844.43	\$ 14,990.30	0.98%	\$ 2,755.55	\$ 2,858.51
MGS-S Customer 9345	\$ 17,460.98	\$ 17,661.40	1.15%	\$ 53,385.48	\$ 53,585.90	0.38%	\$ 6,235.48	\$ 6,519.57
MGS-S Customer 9346	\$ 6,682.73	\$ 6,829.04	2.19%	\$ 15,230.79	\$ 15,377.10	0.96%	\$ 2,786.50	\$ 2,890.43
MGS-S Customer 9347	\$ 1,664.74	\$ 1,761.04	5.78%	\$ 4,175.00	\$ 4,271.30	2.31%	\$ 997.17	\$ 1,036.64
MGS-S Customer 9348	\$ 3,895.97	\$ 4,002.54	2.74%	\$ 10,329.01	\$ 10,435.58	1.03%	\$ 1,725.19	\$ 1,788.20
MGS-S Customer 9349	\$ 20,321.91	\$ 20,530.91	1.03%	\$ 51,419.91	\$ 51,628.91	0.41%	\$ 7,236.56	\$ 7,497.56
MGS-S Customer 9350	\$ 7,807.79	\$ 7,959.39	1.94%	\$ 21,299.24	\$ 21,450.84	0.71%	\$ 3,150.41	\$ 3,243.50
MGS-S Customer 9351	\$ 21,713.77	\$ 21,927.69	0.99%	\$ 62,537.89	\$ 62,751.81	0.34%	\$ 7,605.99	\$ 7,924.00
MGS-S Customer 9352	\$ 3,441.51	\$ 3,572.89	3.82%	\$ 7,792.67	\$ 7,924.05	1.69%	\$ 1,724.06	\$ 1,786.46
MGS-S Customer 9353	\$ 4,056.00	\$ 4,190.28	3.31%	\$ 9,866.08	\$ 10,000.36	1.36%	\$ 1,926.57	\$ 1,989.47
MGS-S Customer 9354	\$ 6,992.70	\$ 7,112.73	1.72%	\$ 24,453.79	\$ 24,573.82	0.49%	\$ 2,686.68	\$ 2,794.35
MGS-S Customer 9355	\$ 4,192.40	\$ 4,300.10	2.57%	\$ 11,744.43	\$ 11,852.13	0.92%	\$ 1,810.52	\$ 1,885.78
MGS-S Customer 9356	\$ 5,315.80	\$ 5,454.79	2.61%	\$ 20,100.38	\$ 20,239.37	0.69%	\$ 2,271.96	\$ 2,370.87
MGS-S Customer 9357	\$ 5,805.03	\$ 5,947.05	2.45%	\$ 13,472.46	\$ 13,614.48	1.05%	\$ 2,486.80	\$ 2,592.48

Internal Use

Customer	Delivery 1/24 Prices	Delivery 8/24 Prices	Delivery % Difference	Bundled 1/24 Prices	Bundled 8/24 Prices	Bundled % Difference	Distribution 8/24 Prices	Distribution 1/25 Prices
MGS-S Customer 9358	\$ 3,855.66	\$ 3,961.98	2.76%	\$ 11,747.28	\$ 11,853.60	0.91%	\$ 1,705.46	\$ 1,762.62
MGS-S Customer 9359	\$ 6,935.22	\$ 7,084.38	2.15%	\$ 9,513.01	\$ 9,662.17	1.57%	\$ 2,959.79	\$ 3,008.35
MGS-S Customer 9360	\$ 4,656.74	\$ 4,793.38	2.93%	\$ 14,014.02	\$ 14,150.66	0.98%	\$ 2,098.56	\$ 2,175.94
MGS-S Customer 9361	\$ 12,999.00	\$ 13,172.78	1.34%	\$ 51,876.07	\$ 52,049.85	0.33%	\$ 4,726.36	\$ 4,877.75
MGS-S Customer 9362	\$ 7,927.16	\$ 8,078.62	1.91%	\$ 26,739.53	\$ 26,890.99	0.57%	\$ 3,145.54	\$ 3,249.63
MGS-S Customer 9363	\$ 13,223.92	\$ 13,399.69	1.33%	\$ 40,290.70	\$ 40,466.47	0.44%	\$ 4,873.67	\$ 5,043.35
MGS-S Customer 9364	\$ 8,741.09	\$ 8,894.21	1.75%	\$ 45,991.16	\$ 46,144.28	0.33%	\$ 3,274.87	\$ 3,407.77
MGS-S Customer 9365	\$ 9,561.35	\$ 9,719.29	1.65%	\$ 38,296.61	\$ 38,454.55	0.41%	\$ 3,614.55	\$ 3,754.11
MGS-S Customer 9366	\$ 3,933.06	\$ 4,066.04	3.38%	\$ 12,832.49	\$ 12,965.47	1.04%	\$ 1,845.71	\$ 1,929.44
MGS-S Customer 9367	\$ 24,793.96	\$ 25,018.95	0.91%	\$ 110,208.34	\$ 110,433.33	0.20%	\$ 8,371.97	\$ 8,673.66
MGS-S Customer 9368	\$ 6,634.91	\$ 6,753.38	1.79%	\$ 24,844.65	\$ 24,963.12	0.48%	\$ 2,569.87	\$ 2,661.41
MGS-S Customer 9369	\$ 4,263.56	\$ 4,371.71	2.54%	\$ 11,560.55	\$ 11,668.70	0.94%	\$ 1,839.94	\$ 1,911.48
MGS-S Customer 9370	\$ 3,854.19	\$ 3,960.54	2.76%	\$ 10,575.64	\$ 10,681.99	1.01%	\$ 1,709.76	\$ 1,771.35
MGS-S Customer 9371	\$ 29,680.16	\$ 29,931.83	0.85%	\$ 96,044.50	\$ 96,296.17	0.26%	\$ 10,223.38	\$ 10,498.26
MGS-S Customer 9372	\$ 7,104.70	\$ 7,279.58	2.46%	\$ 17,452.42	\$ 17,627.30	1.00%	\$ 3,123.17	\$ 3,191.50
MGS-S Customer 9373	\$ 10,489.96	\$ 10,654.66	1.57%	\$ 21,852.34	\$ 22,017.04	0.75%	\$ 4,076.83	\$ 4,194.63
MGS-S Customer 9374	\$ 3,889.22	\$ 4,022.51	3.43%	\$ 9,216.88	\$ 9,350.17	1.45%	\$ 1,862.89	\$ 1,937.55
MGS-S Customer 9375	\$ 8,057.37	\$ 8,182.22	1.55%	\$ 30,356.15	\$ 30,481.00	0.41%	\$ 3,022.90	\$ 3,129.26
MGS-S Customer 9376	\$ 57,990.84	\$ 58,393.48	0.69%	\$ 198,158.08	\$ 198,560.72	0.20%	\$ 19,356.32	\$ 20,065.04
MGS-S Customer 9377	\$ 11,967.81	\$ 12,137.22	1.42%	\$ 32,416.44	\$ 32,585.85	0.52%	\$ 4,449.92	\$ 4,663.89
MGS-S Customer 9378	\$ 32,936.61	\$ 33,329.44	1.19%	\$ 104,483.95	\$ 104,876.78	0.38%	\$ 12,199.34	\$ 12,416.64
MGS-S Customer 9379	\$ 8,285.22	\$ 8,412.33	1.53%	\$ 16,051.38	\$ 16,178.49	0.79%	\$ 3,188.87	\$ 3,315.61
MGS-S Customer 9380	\$ 1,166.02	\$ 1,286.65	10.35%	\$ 1,892.74	\$ 2,013.37	6.37%	\$ 968.18	\$ 1,020.29
MGS-S Customer 9381	\$ 20,014.09	\$ 20,225.72	1.06%	\$ 57,638.83	\$ 57,850.46	0.37%	\$ 7,124.53	\$ 7,372.60
MGS-S Customer 9382	\$ 5,002.83	\$ 5,140.25	2.75%	\$ 19,218.60	\$ 19,356.02	0.72%	\$ 2,164.52	\$ 2,267.08
MGS-S Customer 9383	\$ 3,767.75	\$ 3,873.69	2.81%	\$ 9,821.90	\$ 9,927.84	1.08%	\$ 1,682.15	\$ 1,746.73
MGS-S Customer 9384	\$ 15,510.30	\$ 15,695.98	1.20%	\$ 52,828.81	\$ 53,014.49	0.35%	\$ 5,576.50	\$ 5,769.11
MGS-S Customer 9385	\$ 6,440.05	\$ 6,557.59	1.83%	\$ 20,432.44	\$ 20,549.98	0.58%	\$ 2,515.12	\$ 2,628.33
MGS-S Customer 9386	\$ 5,643.55	\$ 5,757.43	2.02%	\$ 20,285.98	\$ 20,399.86	0.56%	\$ 2,250.07	\$ 2,342.95
MGS-S Customer 9387	\$ 4,569.13	\$ 4,678.60	2.40%	\$ 12,401.79	\$ 12,511.26	0.88%	\$ 1,935.68	\$ 2,015.51
MGS-S Customer 9388	\$ 7,061.19	\$ 7,181.62	1.71%	\$ 24,225.42	\$ 24,345.85	0.50%	\$ 2,713.52	\$ 2,819.95
MGS-S Customer 9389	\$ 7,903.50	\$ 8,055.62	1.92%	\$ 21,223.44	\$ 21,375.56	0.72%	\$ 3,186.38	\$ 3,277.49
MGS-S Customer 9390	\$ 7,314.42	\$ 7,462.50	2.02%	\$ 28,451.71	\$ 28,599.79	0.52%	\$ 2,912.12	\$ 3,021.74
MGS-S Customer 9391	\$ 44,458.50	\$ 44,778.93	0.72%	\$ 102,248.49	\$ 102,568.92	0.31%	\$ 15,168.30	\$ 15,754.26
MGS-S Customer 9392	\$ 35,809.27	\$ 36,089.18	0.78%	\$ 96,099.35	\$ 96,379.26	0.29%	\$ 12,268.88	\$ 12,702.31
MGS-S Customer 9393	\$ 3,400.88	\$ 3,531.83	3.85%	\$ 8,608.22	\$ 8,739.17	1.52%	\$ 1,697.46	\$ 1,768.07
MGS-S Customer 9394	\$ 2,345.66	\$ 2,471.48	5.36%	\$ 5,341.77	\$ 5,467.59	2.36%	\$ 1,342.25	\$ 1,418.85
MGS-S Customer 9395	\$ 60,278.64	\$ 60,695.86	0.69%	\$ 267,050.17	\$ 267,467.39	0.16%	\$ 19,859.95	\$ 20,396.90
MGS-S Customer 9396	\$ 3,618.27	\$ 3,749.89	3.64%	\$ 11,494.12	\$ 11,625.74	1.15%	\$ 1,747.99	\$ 1,826.27
MGS-S Customer 9397	\$ 12,448.64	\$ 12,620.21	1.38%	\$ 48,967.31	\$ 49,138.88	0.35%	\$ 4,564.69	\$ 4,699.99

Internal Use

Customer	Delivery 1/24 Prices	Delivery 8/24 Prices	Delivery % Difference	Bundled 1/24 Prices	Bundled 8/24 Prices	Bundled % Difference	Distribution 8/24 Prices	Distribution 1/25 Prices
MGS-S Customer 9398	\$ 3,000.91	\$ 3,102.56	3.39%	\$ 14,582.79	\$ 14,684.44	0.70%	\$ 1,380.72	\$ 1,440.45
MGS-S Customer 9399	\$ 4,926.19	\$ 5,063.68	2.79%	\$ 15,251.05	\$ 15,388.54	0.90%	\$ 2,168.05	\$ 2,267.32
MGS-S Customer 9400	\$ 6,097.70	\$ 6,241.32	2.36%	\$ 14,876.58	\$ 15,020.20	0.97%	\$ 2,592.27	\$ 2,682.92
MGS-S Customer 9401	\$ 4,605.60	\$ 4,741.70	2.96%	\$ 12,957.13	\$ 13,093.23	1.05%	\$ 2,071.01	\$ 2,169.98
MGS-S Customer 9402	\$ 5,845.75	\$ 5,988.56	2.44%	\$ 8,327.10	\$ 8,469.91	1.72%	\$ 2,540.80	\$ 2,642.45
MGS-S Customer 9403	\$ 7,226.00	\$ 7,374.55	2.06%	\$ 19,721.07	\$ 19,869.62	0.75%	\$ 2,944.13	\$ 3,051.82
MGS-S Customer 9404	\$ 5,849.05	\$ 5,964.12	1.97%	\$ 19,147.28	\$ 19,262.35	0.60%	\$ 2,332.26	\$ 2,423.40
MGS-S Customer 9405	\$ 9,359.99	\$ 9,491.07	1.40%	\$ 31,439.39	\$ 31,570.47	0.42%	\$ 3,464.64	\$ 3,586.09
MGS-S Customer 9406	\$ 3,755.86	\$ 3,860.47	2.79%	\$ 16,753.12	\$ 16,857.73	0.62%	\$ 1,604.02	\$ 1,700.29
MGS-S Customer 9407	\$ 3,895.83	\$ 4,029.07	3.42%	\$ 10,877.34	\$ 11,010.58	1.22%	\$ 1,857.23	\$ 1,927.10
MGS-S Customer 9408	\$ 19,844.50	\$ 20,050.78	1.04%	\$ 61,226.23	\$ 61,432.51	0.34%	\$ 7,028.69	\$ 7,250.68
MGS-S Customer 9409	\$ 6,185.66	\$ 6,302.56	1.89%	\$ 17,062.42	\$ 17,179.32	0.69%	\$ 2,462.49	\$ 2,558.37
MGS-S Customer 9410	\$ 7,500.29	\$ 7,624.23	1.65%	\$ 8,115.83	\$ 8,239.77	1.53%	\$ 2,967.60	\$ 3,093.71
MGS-S Customer 9411	\$ 3,496.57	\$ 3,601.17	2.99%	\$ 9,208.15	\$ 9,312.75	1.14%	\$ 1,589.35	\$ 1,655.36
MGS-S Customer 9412	\$ 4,072.38	\$ 4,206.91	3.30%	\$ 8,126.45	\$ 8,260.98	1.66%	\$ 1,944.72	\$ 2,007.57
MGS-S Customer 9413	\$ 9,924.11	\$ 10,125.17	2.03%	\$ 28,126.31	\$ 28,327.37	0.71%	\$ 4,093.99	\$ 4,221.23
MGS-S Customer 9414	\$ 6,143.29	\$ 6,286.76	2.34%	\$ 15,119.84	\$ 15,263.31	0.95%	\$ 2,590.72	\$ 2,701.74
MGS-S Customer 9415	\$ 3,932.12	\$ 4,039.55	2.73%	\$ 8,583.68	\$ 8,691.11	1.25%	\$ 1,772.80	\$ 1,807.17
MGS-S Customer 9416	\$ 11,184.33	\$ 11,323.66	1.25%	\$ 38,515.17	\$ 38,654.50	0.36%	\$ 4,047.72	\$ 4,185.49
MGS-S Customer 9417	\$ 4,734.29	\$ 4,844.21	2.32%	\$ 17,445.78	\$ 17,555.70	0.63%	\$ 1,964.27	\$ 2,036.68
MGS-S Customer 9418	\$ 30,412.80	\$ 30,661.59	0.82%	\$ 124,538.64	\$ 124,787.43	0.20%	\$ 10,117.35	\$ 10,601.05
MGS-S Customer 9419	\$ 8,669.47	\$ 8,823.85	1.78%	\$ 31,860.42	\$ 32,014.80	0.48%	\$ 3,358.13	\$ 3,480.07
MGS-S Customer 9420	\$ 2,565.88	\$ 2,693.49	4.97%	\$ 6,382.17	\$ 6,509.78	2.00%	\$ 1,447.41	\$ 1,479.95
MGS-S Customer 9421	\$ 5,580.17	\$ 5,721.70	2.54%	\$ 11,796.34	\$ 11,937.87	1.20%	\$ 2,440.30	\$ 2,518.87
MGS-S Customer 9422	\$ 9,020.44	\$ 9,150.36	1.44%	\$ 27,924.22	\$ 28,054.14	0.47%	\$ 3,378.24	\$ 3,488.28
MGS-S Customer 9423	\$ 7,426.10	\$ 7,575.68	2.01%	\$ 18,130.32	\$ 18,279.90	0.83%	\$ 3,019.77	\$ 3,135.71
MGS-S Customer 9424	\$ 9,395.36	\$ 9,554.69	1.70%	\$ 18,938.66	\$ 19,097.99	0.84%	\$ 3,704.89	\$ 3,829.04
MGS-S Customer 9425	\$ 9,935.75	\$ 10,096.83	1.62%	\$ 30,631.19	\$ 30,792.27	0.53%	\$ 3,822.18	\$ 3,935.22
MGS-S Customer 9426	\$ 6,912.43	\$ 7,059.90	2.13%	\$ 18,530.76	\$ 18,678.23	0.80%	\$ 2,858.62	\$ 2,944.51
MGS-S Customer 9427	\$ 11,215.60	\$ 11,382.93	1.49%	\$ 26,700.61	\$ 26,867.94	0.63%	\$ 4,274.80	\$ 4,424.03
MGS-S Customer 9428	\$ 23,424.81	\$ 23,645.67	0.94%	\$ 64,340.34	\$ 64,561.20	0.34%	\$ 8,130.71	\$ 8,535.92
MGS-S Customer 9429	\$ 9,745.95	\$ 9,904.77	1.63%	\$ 28,092.12	\$ 28,250.94	0.57%	\$ 3,704.00	\$ 3,904.97
MGS-S Customer 9430	\$ 9,802.47	\$ 10,005.52	2.07%	\$ 22,622.85	\$ 22,825.90	0.90%	\$ 4,118.12	\$ 4,223.64
MGS-S Customer 9431	\$ 18,838.25	\$ 19,039.03	1.07%	\$ 67,414.02	\$ 67,614.80	0.30%	\$ 6,638.97	\$ 6,847.72
MGS-S Customer 9432	\$ 14,720.18	\$ 14,904.30	1.25%	\$ 38,843.53	\$ 39,027.65	0.47%	\$ 5,441.30	\$ 5,575.80
MGS-S Customer 9433	\$ 4,783.45	\$ 4,920.94	2.87%	\$ 10,642.89	\$ 10,780.38	1.29%	\$ 2,161.31	\$ 2,246.32
MGS-S Customer 9434	\$ 11,670.60	\$ 11,837.20	1.43%	\$ 45,414.95	\$ 45,581.55	0.37%	\$ 4,253.17	\$ 4,466.50
MGS-S Customer 9435	\$ 49,820.32	\$ 50,164.85	0.69%	\$ 160,089.33	\$ 160,433.86	0.22%	\$ 16,780.50	\$ 17,209.43
MGS-S Customer 9436	\$ 6,256.09	\$ 6,399.92	2.30%	\$ 21,380.03	\$ 21,523.86	0.67%	\$ 2,605.05	\$ 2,692.22
MGS-S Customer 9437	\$ 59,115.63	\$ 59,493.21	0.64%	\$ 266,915.53	\$ 267,293.11	0.14%	\$ 19,172.12	\$ 19,784.03

Customer	Delivery 1/24 Prices	Delivery 8/24 Prices	Delivery % Difference	Bundled 1/24 Prices	Bundled 8/24 Prices	Bundled % Difference	Distribution 8/24 Prices	Distribution 1/25 Prices
MGS-S Customer 9438	\$ 18,713.56	\$ 18,950.84	1.27%	\$ 49,039.14	\$ 49,276.42	0.48%	\$ 6,960.99	\$ 7,171.52
MGS-S Customer 9439	\$ 2,892.69	\$ 3,020.95	4.43%	\$ 8,453.10	\$ 8,581.36	1.52%	\$ 1,512.89	\$ 1,590.81
MGS-S Customer 9440	\$ 9,036.94	\$ 9,214.53	1.97%	\$ 15,362.58	\$ 15,540.17	1.16%	\$ 3,740.20	\$ 3,857.84
MGS-S Customer 9441	\$ 17,581.38	\$ 17,777.88	1.12%	\$ 41,627.03	\$ 41,823.53	0.47%	\$ 6,353.28	\$ 6,591.62
MGS-S Customer 9442	\$ 7,116.86	\$ 7,264.49	2.07%	\$ 22,297.47	\$ 22,445.10	0.66%	\$ 2,882.49	\$ 2,996.25
MGS-S Customer 9443	\$ 3,258.22	\$ 3,388.54	4.00%	\$ 9,867.34	\$ 9,997.66	1.32%	\$ 1,648.05	\$ 1,705.89
MGS-S Customer 9444	\$ 2,424.24	\$ 2,550.48	5.21%	\$ 7,545.54	\$ 7,671.78	1.67%	\$ 1,365.44	\$ 1,428.06
MGS-S Customer 9445	\$ 7,142.74	\$ 7,290.57	2.07%	\$ 20,297.92	\$ 20,445.75	0.73%	\$ 2,900.25	\$ 3,021.09
MGS-S Customer 9446	\$ 4,443.01	\$ 4,578.52	3.05%	\$ 12,788.83	\$ 12,924.34	1.06%	\$ 2,023.81	\$ 2,111.07
MGS-S Customer 9447	\$ 4,314.11	\$ 4,449.11	3.13%	\$ 11,867.28	\$ 12,002.28	1.14%	\$ 1,986.69	\$ 2,071.41
MGS-S Customer 9448	\$ 7,476.07	\$ 7,625.10	1.99%	\$ 26,210.74	\$ 26,359.77	0.57%	\$ 2,981.19	\$ 3,095.95
MGS-S Customer 9449	\$ 3,933.50	\$ 4,066.73	3.39%	\$ 10,899.93	\$ 11,033.16	1.22%	\$ 1,861.73	\$ 1,942.67
MGS-S Customer 9450	\$ 4,062.57	\$ 4,196.33	3.29%	\$ 12,111.19	\$ 12,244.95	1.10%	\$ 1,898.69	\$ 1,979.84
MGS-S Customer 9451	\$ 4,182.60	\$ 4,290.22	2.57%	\$ 13,167.84	\$ 13,275.46	0.82%	\$ 1,801.68	\$ 1,870.94
MGS-S Customer 9452	\$ 3,692.64	\$ 3,824.72	3.58%	\$ 10,624.10	\$ 10,756.18	1.24%	\$ 1,780.49	\$ 1,858.76
MGS-S Customer 9453	\$ 7,505.41	\$ 7,654.53	1.99%	\$ 20,622.88	\$ 20,772.00	0.72%	\$ 3,003.25	\$ 3,153.58
MGS-S Customer 9454	\$ 21,068.31	\$ 21,276.80	0.99%	\$ 96,157.82	\$ 96,366.31	0.22%	\$ 7,194.61	\$ 7,442.27
MGS-S Customer 9455	\$ 7,452.38	\$ 7,602.51	2.01%	\$ 13,748.99	\$ 13,899.12	1.09%	\$ 3,058.76	\$ 3,176.40
MGS-S Customer 9456	\$ 8,844.94	\$ 8,973.86	1.46%	\$ 28,738.13	\$ 28,867.05	0.45%	\$ 3,308.85	\$ 3,420.79
MGS-S Customer 9457	\$ 2,612.49	\$ 2,713.11	3.85%	\$ 7,201.09	\$ 7,301.71	1.40%	\$ 1,303.68	\$ 1,352.91
MGS-S Customer 9458	\$ 5,003.91	\$ 5,115.06	2.22%	\$ 17,747.97	\$ 17,859.12	0.63%	\$ 2,052.55	\$ 2,131.40
MGS-S Customer 9459	\$ 11,266.17	\$ 11,433.64	1.49%	\$ 27,455.05	\$ 27,622.52	0.61%	\$ 4,285.60	\$ 4,437.08
MGS-S Customer 9460	\$ 35,188.31	\$ 35,459.68	0.77%	\$ 162,318.07	\$ 162,589.44	0.17%	\$ 11,637.91	\$ 11,997.81
MGS-S Customer 9461	\$ 68,806.35	\$ 69,456.12	0.94%	\$ 147,359.22	\$ 148,008.99	0.44%	\$ 24,903.45	\$ 25,463.54
MGS-S Customer 9462	\$ 5,394.74	\$ 5,508.10	2.10%	\$ 16,009.95	\$ 16,123.31	0.71%	\$ 2,205.98	\$ 2,281.34
MGS-S Customer 9463	\$ 27,561.68	\$ 27,842.68	1.02%	\$ 104,621.10	\$ 104,902.10	0.27%	\$ 9,736.07	\$ 9,938.63
MGS-S Customer 9464	\$ 10,192.53	\$ 10,354.99	1.59%	\$ 27,167.77	\$ 27,330.23	0.60%	\$ 3,925.30	\$ 4,054.05
MGS-S Customer 9465	\$ 9,153.76	\$ 9,311.05	1.72%	\$ 28,103.25	\$ 28,260.54	0.56%	\$ 3,559.41	\$ 3,677.26
MGS-S Customer 9466	\$ 12,529.97	\$ 12,724.16	1.55%	\$ 43,529.70	\$ 43,723.89	0.45%	\$ 4,763.31	\$ 4,920.27
MGS-S Customer 9467	\$ 5,177.50	\$ 5,316.43	2.68%	\$ 15,390.16	\$ 15,529.09	0.90%	\$ 2,263.74	\$ 2,353.20
MGS-S Customer 9468	\$ 5,606.09	\$ 5,747.37	2.52%	\$ 10,346.55	\$ 10,487.83	1.37%	\$ 2,436.65	\$ 2,544.67
MGS-S Customer 9469	\$ 3,553.92	\$ 3,685.82	3.71%	\$ 8,137.49	\$ 8,269.39	1.62%	\$ 1,760.77	\$ 1,824.00
MGS-S Customer 9470	\$ 5,211.23	\$ 5,323.90	2.16%	\$ 13,115.19	\$ 13,227.86	0.86%	\$ 2,159.08	\$ 2,237.51
MGS-S Customer 9471	\$ 8,940.37	\$ 9,095.52	1.74%	\$ 33,278.87	\$ 33,434.02	0.47%	\$ 3,423.78	\$ 3,571.52
MGS-S Customer 9472	\$ 6,884.89	\$ 7,006.16	1.76%	\$ 10,458.37	\$ 10,579.64	1.16%	\$ 2,763.51	\$ 2,850.86
MGS-S Customer 9473	\$ 2,937.11	\$ 3,039.13	3.47%	\$ 8,411.94	\$ 8,513.96	1.21%	\$ 1,404.69	\$ 1,460.75
MGS-S Customer 9474	\$ 34,098.28	\$ 34,384.80	0.84%	\$ 109,420.89	\$ 109,707.41	0.26%	\$ 11,737.33	\$ 12,085.48
MGS-S Customer 9475	\$ 5,572.76	\$ 5,686.32	2.04%	\$ 21,592.18	\$ 21,705.74	0.53%	\$ 2,222.96	\$ 2,306.65
MGS-S Customer 9476	\$ 13,869.75	\$ 14,048.25	1.29%	\$ 36,887.02	\$ 37,065.52	0.48%	\$ 5,087.37	\$ 5,306.88
MGS-S Customer 9477	\$ 18,354.94	\$ 18,553.65	1.08%	\$ 49,530.64	\$ 49,729.35	0.40%	\$ 6,530.80	\$ 6,820.71

Internal Use

Customer	Delivery 1/24 Prices	Delivery 8/24 Prices	Delivery % Difference	Bundled 1/24 Prices	Bundled 8/24 Prices	Bundled % Difference	Distribution 8/24 Prices	Distribution 1/25 Prices
MGS-S Customer 9478	\$ 2,991.85	\$ 3,093.94	3.41%	\$ 9,329.03	\$ 9,431.12	1.09%	\$ 1,412.66	\$ 1,475.00
MGS-S Customer 9479	\$ 11,559.29	\$ 11,734.61	1.52%	\$ 31,384.04	\$ 31,559.36	0.56%	\$ 4,409.61	\$ 4,557.34
MGS-S Customer 9480	\$ 4,062.07	\$ 4,169.08	2.63%	\$ 11,279.76	\$ 11,386.77	0.95%	\$ 1,764.18	\$ 1,843.88
MGS-S Customer 9481	\$ 8,539.82	\$ 8,694.04	1.81%	\$ 29,148.41	\$ 29,302.63	0.53%	\$ 3,340.74	\$ 3,450.80
MGS-S Customer 9482	\$ 8,609.83	\$ 8,764.68	1.80%	\$ 22,265.25	\$ 22,420.10	0.70%	\$ 3,396.06	\$ 3,529.32
MGS-S Customer 9483	\$ 6,446.40	\$ 6,563.76	1.82%	\$ 26,280.40	\$ 26,397.76	0.45%	\$ 2,492.24	\$ 2,584.70
MGS-S Customer 9484	\$ 3,412.81	\$ 3,517.11	3.06%	\$ 9,694.11	\$ 9,798.41	1.08%	\$ 1,563.70	\$ 1,620.21
MGS-S Customer 9485	\$ 5,835.63	\$ 5,977.46	2.43%	\$ 18,513.53	\$ 18,655.36	0.77%	\$ 2,469.59	\$ 2,565.52
MGS-S Customer 9486	\$ 20,095.52	\$ 20,300.43	1.02%	\$ 79,869.13	\$ 80,074.04	0.26%	\$ 6,952.58	\$ 7,216.68
MGS-S Customer 9487	\$ 6,412.21	\$ 6,580.19	2.62%	\$ 12,184.81	\$ 12,352.79	1.38%	\$ 2,878.44	\$ 2,962.43
MGS-S Customer 9488	\$ 9,859.96	\$ 10,020.74	1.63%	\$ 22,620.13	\$ 22,780.91	0.71%	\$ 3,819.49	\$ 3,974.06
MGS-S Customer 9489	\$ 4,535.21	\$ 4,671.66	3.01%	\$ 8,774.96	\$ 8,911.41	1.55%	\$ 2,088.14	\$ 2,171.23
MGS-S Customer 9490	\$ 5,207.90	\$ 5,346.58	2.66%	\$ 18,130.66	\$ 18,269.34	0.76%	\$ 2,249.63	\$ 2,346.07
MGS-S Customer 9491	\$ 21,154.45	\$ 21,366.25	1.00%	\$ 57,798.81	\$ 58,010.61	0.37%	\$ 7,452.21	\$ 7,756.55
MGS-S Customer 9492	\$ 4,533.12	\$ 4,669.27	3.00%	\$ 12,920.07	\$ 13,056.22	1.05%	\$ 2,063.57	\$ 2,139.63
MGS-S Customer 9493	\$ 10,032.49	\$ 10,193.42	1.60%	\$ 33,835.90	\$ 33,996.83	0.48%	\$ 3,819.52	\$ 3,950.70
MGS-S Customer 9494	\$ 4,208.30	\$ 4,316.23	2.56%	\$ 9,745.17	\$ 9,853.10	1.11%	\$ 1,827.69	\$ 1,906.29
MGS-S Customer 9495	\$ 3,533.66	\$ 3,638.45	2.97%	\$ 9,923.28	\$ 10,028.07	1.06%	\$ 1,600.54	\$ 1,662.57
MGS-S Customer 9496	\$ 2,453.05	\$ 2,583.40	5.31%	\$ 6,013.51	\$ 6,143.86	2.17%	\$ 1,404.55	\$ 1,478.55
MGS-S Customer 9497	\$ 4,429.76	\$ 4,538.17	2.45%	\$ 16,468.12	\$ 16,576.53	0.66%	\$ 1,860.24	\$ 1,936.63
MGS-S Customer 9498	\$ 13,506.94	\$ 13,683.94	1.31%	\$ 35,431.85	\$ 35,608.85	0.50%	\$ 4,977.51	\$ 5,186.43
MGS-S Customer 9499	\$ 4,020.25	\$ 4,154.28	3.33%	\$ 9,728.75	\$ 9,862.78	1.38%	\$ 1,911.60	\$ 1,978.69
MGS-S Customer 9500	\$ 4,268.57	\$ 4,376.67	2.53%	\$ 12,293.88	\$ 12,401.98	0.88%	\$ 1,836.12	\$ 1,908.17
MGS-S Customer 9501	\$ 5,774.90	\$ 5,890.07	1.99%	\$ 16,469.98	\$ 16,585.15	0.70%	\$ 2,333.86	\$ 2,413.64
MGS-S Customer 9502	\$ 3,767.71	\$ 3,873.47	2.81%	\$ 10,539.77	\$ 10,645.53	1.00%	\$ 1,672.43	\$ 1,742.90
MGS-S Customer 9503	\$ 4,374.21	\$ 4,483.02	2.49%	\$ 11,106.85	\$ 11,215.66	0.98%	\$ 1,884.49	\$ 1,953.28
MGS-S Customer 9504	\$ 4,490.96	\$ 4,601.01	2.45%	\$ 5,917.77	\$ 6,027.82	1.86%	\$ 1,967.86	\$ 2,029.89
MGS-S Customer 9505	\$ 5,306.35	\$ 5,418.96	2.12%	\$ 17,633.11	\$ 17,745.72	0.64%	\$ 2,156.91	\$ 2,240.28
MGS-S Customer 9506	\$ 1,921.09	\$ 2,018.31	5.06%	\$ 4,038.85	\$ 4,136.07	2.41%	\$ 1,071.70	\$ 1,133.11
MGS-S Customer 9507	\$ 13,879.67	\$ 14,057.62	1.28%	\$ 49,173.43	\$ 49,351.38	0.36%	\$ 5,032.53	\$ 5,215.54
MGS-S Customer 9508	\$ 33,510.08	\$ 33,777.11	0.80%	\$ 108,540.17	\$ 108,807.20	0.25%	\$ 11,367.97	\$ 11,799.80
MGS-S Customer 9509	\$ 7,492.54	\$ 7,642.88	2.01%	\$ 14,530.04	\$ 14,680.38	1.03%	\$ 3,071.55	\$ 3,183.96
MGS-S Customer 9510	\$ 7,499.37	\$ 7,648.79	1.99%	\$ 25,941.64	\$ 26,091.06	0.58%	\$ 3,001.77	\$ 3,103.24
MGS-S Customer 9511	\$ 5,412.59	\$ 5,525.50	2.09%	\$ 20,746.66	\$ 20,859.57	0.54%	\$ 2,175.73	\$ 2,254.96
MGS-S Customer 9512	\$ 5,071.89	\$ 5,210.68	2.74%	\$ 12,919.52	\$ 13,058.31	1.07%	\$ 2,250.64	\$ 2,331.42
MGS-S Customer 9513	\$ 4,065.26	\$ 4,172.41	2.64%	\$ 11,706.41	\$ 11,813.56	0.92%	\$ 1,769.69	\$ 1,839.96
MGS-S Customer 9514	\$ 13,463.58	\$ 13,613.18	1.11%	\$ 37,760.61	\$ 37,910.21	0.40%	\$ 4,800.06	\$ 5,014.41
MGS-S Customer 9515	\$ 5,574.15	\$ 5,722.78	2.67%	\$ 17,601.54	\$ 17,750.17	0.84%	\$ 2,461.17	\$ 2,521.45
MGS-S Customer 9516	\$ 5,646.53	\$ 5,787.21	2.49%	\$ 18,955.96	\$ 19,096.64	0.74%	\$ 2,392.73	\$ 2,497.30
MGS-S Customer 9517	\$ 34,683.46	\$ 34,974.78	0.84%	\$ 112,812.38	\$ 113,103.70	0.26%	\$ 11,844.87	\$ 12,328.76

Customer	Delivery 1/24 Prices	Delivery 8/24 Prices	Delivery % Difference	Bundled 1/24 Prices	Bundled 8/24 Prices	Bundled % Difference	Distribution 8/24 Prices	Distribution 1/25 Prices
MGS-S Customer 9518	\$ 5,858.64	\$ 6,001.33	2.44%	\$ 10,175.52	\$ 10,318.21	1.40%	\$ 2,532.19	\$ 2,633.95
MGS-S Customer 9519	\$ 3,507.41	\$ 3,611.79	2.98%	\$ 11,836.89	\$ 11,941.27	0.88%	\$ 1,574.48	\$ 1,640.61
MGS-S Customer 9520	\$ 7,337.52	\$ 7,486.48	2.03%	\$ 18,974.13	\$ 19,123.09	0.79%	\$ 2,978.71	\$ 3,099.40
MGS-S Customer 9521	\$ 10,479.33	\$ 10,641.45	1.55%	\$ 34,895.19	\$ 35,057.31	0.46%	\$ 3,927.52	\$ 4,113.19
MGS-S Customer 9522	\$ 8,639.81	\$ 8,795.40	1.80%	\$ 21,962.95	\$ 22,118.54	0.71%	\$ 3,433.35	\$ 3,535.32
MGS-S Customer 9523	\$ 1,833.18	\$ 1,930.14	5.29%	\$ 2,880.75	\$ 2,977.71	3.37%	\$ 1,051.81	\$ 1,109.34
MGS-S Customer 9524	\$ 4,932.46	\$ 5,043.41	2.25%	\$ 13,104.60	\$ 13,215.55	0.85%	\$ 2,046.67	\$ 2,142.68
MGS-S Customer 9525	\$ 32,716.81	\$ 32,982.38	0.81%	\$ 85,040.43	\$ 85,306.00	0.31%	\$ 11,261.41	\$ 11,683.07
MGS-S Customer 9526	\$ 4,194.61	\$ 4,329.09	3.21%	\$ 10,429.75	\$ 10,564.23	1.29%	\$ 1,952.06	\$ 2,039.96
MGS-S Customer 9527	\$ 6,278.06	\$ 6,423.42	2.32%	\$ 12,174.07	\$ 12,319.43	1.19%	\$ 2,699.79	\$ 2,759.16
MGS-S Customer 9528	\$ 13,817.15	\$ 13,996.00	1.29%	\$ 39,439.63	\$ 39,618.48	0.45%	\$ 5,089.09	\$ 5,259.61
MGS-S Customer 9529	\$ 6,068.52	\$ 6,184.83	1.92%	\$ 19,990.41	\$ 20,106.72	0.58%	\$ 2,413.35	\$ 2,492.57
MGS-S Customer 9530	\$ 3,991.87	\$ 4,099.49	2.70%	\$ 9,951.06	\$ 10,058.68	1.08%	\$ 1,785.25	\$ 1,818.37
MGS-S Customer 9531	\$ 8,849.09	\$ 9,004.95	1.76%	\$ 28,251.17	\$ 28,407.03	0.55%	\$ 3,456.16	\$ 3,566.78
MGS-S Customer 9532	\$ 4,581.08	\$ 4,690.66	2.39%	\$ 10,381.90	\$ 10,491.48	1.06%	\$ 1,947.68	\$ 2,035.84
MGS-S Customer 9533	\$ 5,379.52	\$ 5,492.03	2.09%	\$ 22,019.74	\$ 22,132.25	0.51%	\$ 2,150.42	\$ 2,235.50
MGS-S Customer 9534	\$ 815.51	\$ 934.58	14.60%	\$ 984.85	\$ 1,103.92	12.09%	\$ 856.24	\$ 901.02
MGS-S Customer 9535	\$ 10,105.18	\$ 10,265.78	1.59%	\$ 39,996.56	\$ 40,157.16	0.40%	\$ 3,798.58	\$ 3,933.67
MGS-S Customer 9536	\$ 3,533.17	\$ 3,638.12	2.97%	\$ 8,902.08	\$ 9,007.03	1.18%	\$ 1,610.21	\$ 1,668.90
MGS-S Customer 9537	\$ 21,219.83	\$ 21,453.99	1.10%	\$ 62,610.70	\$ 62,844.86	0.37%	\$ 7,616.77	\$ 7,884.98
MGS-S Customer 9538	\$ 4,002.42	\$ 4,135.48	3.32%	\$ 10,739.41	\$ 10,872.47	1.24%	\$ 1,863.89	\$ 1,974.65
MGS-S Customer 9539	\$ 4,252.01	\$ 4,386.91	3.17%	\$ 11,751.93	\$ 11,886.83	1.15%	\$ 1,974.60	\$ 2,047.73
MGS-S Customer 9540	\$ 15,274.18	\$ 15,461.02	1.22%	\$ 42,688.32	\$ 42,875.16	0.44%	\$ 5,623.52	\$ 5,741.09
MGS-S Customer 9541	\$ 3,237.67	\$ 3,340.91	3.19%	\$ 10,399.95	\$ 10,503.19	0.99%	\$ 1,492.52	\$ 1,554.35
MGS-S Customer 9542	\$ 6,079.94	\$ 6,196.10	1.91%	\$ 19,632.75	\$ 19,748.91	0.59%	\$ 2,408.86	\$ 2,502.19
MGS-S Customer 9543	\$ 4,786.12	\$ 4,923.28	2.87%	\$ 13,863.80	\$ 14,000.96	0.99%	\$ 2,138.68	\$ 2,224.68
MGS-S Customer 9544	\$ 1,586.48	\$ 1,682.28	6.04%	\$ 4,157.87	\$ 4,253.67	2.30%	\$ 965.48	\$ 1,010.18
MGS-S Customer 9545	\$ 13,510.30	\$ 13,686.45	1.30%	\$ 32,532.92	\$ 32,709.07	0.54%	\$ 4,947.97	\$ 5,222.26
MGS-S Customer 9546	\$ 14,520.38	\$ 14,703.25	1.26%	\$ 28,419.41	\$ 28,602.28	0.64%	\$ 5,387.02	\$ 5,594.63
MGS-S Customer 9547	\$ 4,534.20	\$ 4,670.39	3.00%	\$ 10,471.45	\$ 10,607.64	1.30%	\$ 2,071.81	\$ 2,159.96
MGS-S Customer 9548	\$ 2,496.82	\$ 2,623.57	5.08%	\$ 5,895.36	\$ 6,022.11	2.15%	\$ 1,401.88	\$ 1,465.70
MGS-S Customer 9549	\$ 46,863.70	\$ 47,187.56	0.69%	\$ 154,582.34	\$ 154,906.20	0.21%	\$ 15,496.65	\$ 16,277.52
MGS-S Customer 9550	\$ 7,106.28	\$ 7,227.13	1.70%	\$ 24,977.12	\$ 25,097.97	0.48%	\$ 2,735.97	\$ 2,827.34
MGS-S Customer 9551	\$ 875.35	\$ 993.91	13.54%	\$ 9,420.10	\$ 9,538.66	1.26%	\$ 819.60	\$ 861.98
MGS-S Customer 9552	\$ 17,372.13	\$ 17,566.47	1.12%	\$ 56,364.61	\$ 56,558.95	0.34%	\$ 6,192.20	\$ 6,408.43
MGS-S Customer 9553	\$ 5,952.65	\$ 6,068.28	1.94%	\$ 18,845.36	\$ 18,960.99	0.61%	\$ 2,371.45	\$ 2,462.11
MGS-S Customer 9554	\$ 4,928.05	\$ 5,068.76	2.86%	\$ 15,362.61	\$ 15,503.32	0.92%	\$ 2,198.49	\$ 2,284.35
MGS-S Customer 9555	\$ 538.56	\$ 629.64	16.91%	\$ 538.56	\$ 629.64	16.91%	\$ 629.64	\$ 662.11
MGS-S Customer 9556	\$ 6,691.94	\$ 6,838.34	2.19%	\$ 15,184.02	\$ 15,330.42	0.96%	\$ 2,791.48	\$ 2,893.64
MGS-S Customer 9557	\$ 5,413.89	\$ 5,553.71	2.58%	\$ 19,480.78	\$ 19,620.60	0.72%	\$ 2,323.52	\$ 2,406.56

Internal Use

Customer	Delivery 1/24 Prices	Delivery 8/24 Prices	Delivery % Difference	Bundled 1/24 Prices	Bundled 8/24 Prices	Bundled % Difference	Distribution 8/24 Prices	Distribution 1/25 Prices
MGS-S Customer 9558	\$ 3,248.26	\$ 3,378.36	4.01%	\$ 9,869.50	\$ 9,999.60	1.32%	\$ 1,637.21	\$ 1,704.35
MGS-S Customer 9559	\$ 13,056.80	\$ 13,231.65	1.34%	\$ 38,551.31	\$ 38,726.16	0.45%	\$ 4,815.57	\$ 4,999.59
MGS-S Customer 9560	\$ 19,359.68	\$ 19,562.16	1.05%	\$ 71,792.99	\$ 71,995.47	0.28%	\$ 6,770.29	\$ 7,007.50
MGS-S Customer 9561	\$ 4,760.14	\$ 4,870.63	2.32%	\$ 12,153.57	\$ 12,264.06	0.91%	\$ 2,006.37	\$ 2,084.54
MGS-S Customer 9562	\$ 2,425.07	\$ 2,524.72	4.11%	\$ 6,761.83	\$ 6,861.48	1.47%	\$ 1,237.54	\$ 1,290.45
MGS-S Customer 9563	\$ 17,370.75	\$ 17,564.61	1.12%	\$ 57,395.03	\$ 57,588.89	0.34%	\$ 6,167.94	\$ 6,405.18
MGS-S Customer 9564	\$ 3,012.25	\$ 3,115.08	3.41%	\$ 6,967.49	\$ 7,070.32	1.48%	\$ 1,453.65	\$ 1,494.25
MGS-S Customer 9565	\$ 7,130.70	\$ 7,279.07	2.08%	\$ 17,497.73	\$ 17,646.10	0.85%	\$ 2,929.55	\$ 3,032.87
MGS-S Customer 9566	\$ 30,112.51	\$ 30,497.80	1.28%	\$ 84,719.12	\$ 85,104.41	0.45%	\$ 11,362.94	\$ 11,593.00
MGS-S Customer 9567	\$ 5,950.30	\$ 6,092.72	2.39%	\$ 19,744.21	\$ 19,886.63	0.72%	\$ 2,507.50	\$ 2,595.76
MGS-S Customer 9568	\$ 18,296.91	\$ 18,493.14	1.07%	\$ 82,430.82	\$ 82,627.05	0.24%	\$ 6,328.18	\$ 6,553.26
MGS-S Customer 9569	\$ 14,196.95	\$ 14,377.23	1.27%	\$ 39,069.86	\$ 39,250.14	0.46%	\$ 5,202.99	\$ 5,403.10
MGS-S Customer 9570	\$ 5,595.57	\$ 5,736.26	2.51%	\$ 16,427.19	\$ 16,567.88	0.86%	\$ 2,393.57	\$ 2,496.88
MGS-S Customer 9571	\$ 7,596.57	\$ 7,746.93	1.98%	\$ 16,943.34	\$ 17,093.70	0.89%	\$ 3,079.88	\$ 3,206.86
MGS-S Customer 9572	\$ 7,474.38	\$ 7,624.17	2.00%	\$ 20,639.73	\$ 20,789.52	0.73%	\$ 3,029.29	\$ 3,132.24
MGS-S Customer 9573	\$ 3,689.72	\$ 3,795.60	2.87%	\$ 7,389.58	\$ 7,495.46	1.43%	\$ 1,675.57	\$ 1,735.26
MGS-S Customer 9574	\$ 9,837.55	\$ 9,996.65	1.62%	\$ 40,597.33	\$ 40,756.43	0.39%	\$ 3,695.90	\$ 3,835.67
MGS-S Customer 9575	\$ 4,457.94	\$ 4,593.76	3.05%	\$ 13,663.82	\$ 13,799.64	0.99%	\$ 2,037.06	\$ 2,106.27
MGS-S Customer 9576	\$ 3,895.89	\$ 4,029.37	3.43%	\$ 7,880.38	\$ 8,013.86	1.69%	\$ 1,875.72	\$ 1,949.09
MGS-S Customer 9577	\$ 6,103.44	\$ 6,220.26	1.91%	\$ 15,218.82	\$ 15,335.64	0.77%	\$ 2,452.79	\$ 2,540.55
MGS-S Customer 9578	\$ 3,729.91	\$ 3,862.93	3.57%	\$ 7,828.20	\$ 7,961.22	1.70%	\$ 1,833.96	\$ 1,886.11
MGS-S Customer 9579	\$ 3,115.14	\$ 3,218.69	3.32%	\$ 5,289.12	\$ 5,392.67	1.96%	\$ 1,503.58	\$ 1,542.11
MGS-S Customer 9580	\$ 4,928.93	\$ 5,071.13	2.89%	\$ 12,100.12	\$ 12,242.32	1.18%	\$ 2,216.76	\$ 2,322.05
MGS-S Customer 9581	\$ 1,646.23	\$ 1,742.13	5.83%	\$ 4,459.97	\$ 4,555.87	2.15%	\$ 976.29	\$ 1,031.46
MGS-S Customer 9582	\$ 5,304.83	\$ 5,418.06	2.13%	\$ 10,144.24	\$ 10,257.47	1.12%	\$ 2,203.59	\$ 2,294.35
MGS-S Customer 9583	\$ 35,442.50	\$ 35,762.29	0.90%	\$ 137,731.33	\$ 138,051.12	0.23%	\$ 12,265.58	\$ 12,530.27
MGS-S Customer 9584	\$ 5,947.39	\$ 6,089.74	2.39%	\$ 18,002.66	\$ 18,145.01	0.79%	\$ 2,508.15	\$ 2,609.99
MGS-S Customer 9585	\$ 9,357.59	\$ 9,515.83	1.69%	\$ 23,937.75	\$ 24,095.99	0.66%	\$ 3,638.78	\$ 3,785.06
MGS-S Customer 9586	\$ 4,946.96	\$ 5,085.07	2.79%	\$ 12,981.98	\$ 13,120.09	1.06%	\$ 2,204.02	\$ 2,287.28
MGS-S Customer 9587	\$ 4,208.00	\$ 4,316.09	2.57%	\$ 9,313.30	\$ 9,421.39	1.16%	\$ 1,835.94	\$ 1,907.78
MGS-S Customer 9588	\$ 20,353.03	\$ 20,559.81	1.02%	\$ 70,345.67	\$ 70,552.45	0.29%	\$ 7,093.43	\$ 7,380.16
MGS-S Customer 9589	\$ 5,349.36	\$ 5,489.30	2.62%	\$ 15,255.91	\$ 15,395.85	0.92%	\$ 2,331.20	\$ 2,413.45
MGS-S Customer 9590	\$ 2,158.65	\$ 2,283.96	5.81%	\$ 2,570.34	\$ 2,695.65	4.88%	\$ 1,302.83	\$ 1,370.28
MGS-S Customer 9591	\$ 4,164.49	\$ 4,299.21	3.23%	\$ 11,884.37	\$ 12,019.09	1.13%	\$ 1,955.24	\$ 2,012.34
MGS-S Customer 9592	\$ 30,054.64	\$ 30,310.94	0.85%	\$ 62,560.37	\$ 62,816.67	0.41%	\$ 10,563.97	\$ 10,875.88
MGS-S Customer 9593	\$ 27,344.85	\$ 27,622.65	1.02%	\$ 59,635.76	\$ 59,913.56	0.47%	\$ 9,849.84	\$ 10,177.30
MGS-S Customer 9594	\$ 4,035.87	\$ 4,142.60	2.64%	\$ 11,912.98	\$ 12,019.71	0.90%	\$ 1,746.29	\$ 1,831.27
MGS-S Customer 9595	\$ 4,578.00	\$ 4,687.24	2.39%	\$ 14,002.47	\$ 14,111.71	0.78%	\$ 1,922.45	\$ 2,008.71
MGS-S Customer 9596	\$ 3,894.66	\$ 4,027.98	3.42%	\$ 7,114.27	\$ 7,247.59	1.87%	\$ 1,870.26	\$ 1,956.96
MGS-S Customer 9597	\$ 9,154.91	\$ 9,283.45	1.40%	\$ 46,771.42	\$ 46,899.96	0.27%	\$ 3,285.83	\$ 3,404.30

Customer	Delivery 1/24 Prices	Delivery 8/24 Prices	Delivery % Difference	Bundled 1/24 Prices	Bundled 8/24 Prices	Bundled % Difference	Distribution 8/24 Prices	Distribution 1/25 Prices
MGS-S Customer 9598	\$ 6,459.25	\$ 6,604.78	2.25%	\$ 10,177.62	\$ 10,323.15	1.43%	\$ 2,735.85	\$ 2,849.08
MGS-S Customer 9599	\$ 13,129.93	\$ 13,304.53	1.33%	\$ 40,315.54	\$ 40,490.14	0.43%	\$ 4,809.88	\$ 5,018.25
MGS-S Customer 9600	\$ 6,481.82	\$ 6,626.61	2.23%	\$ 15,370.05	\$ 15,514.84	0.94%	\$ 2,692.69	\$ 2,824.28
MGS-S Customer 9601	\$ 16,814.70	\$ 17,005.47	1.13%	\$ 67,945.41	\$ 68,136.18	0.28%	\$ 5,932.26	\$ 6,123.72
MGS-S Customer 9602	\$ 19,423.62	\$ 19,627.55	1.05%	\$ 58,403.18	\$ 58,607.11	0.35%	\$ 6,877.77	\$ 7,127.66
MGS-S Customer 9603	\$ 3,839.48	\$ 3,945.92	2.77%	\$ 8,351.98	\$ 8,458.42	1.27%	\$ 1,717.54	\$ 1,782.64
MGS-S Customer 9604	\$ 5,534.99	\$ 5,675.63	2.54%	\$ 17,477.83	\$ 17,618.47	0.80%	\$ 2,380.72	\$ 2,463.58
MGS-S Customer 9605	\$ 4,843.86	\$ 4,981.47	2.84%	\$ 12,257.29	\$ 12,394.90	1.12%	\$ 2,170.15	\$ 2,256.59
MGS-S Customer 9606	\$ 3,671.87	\$ 3,777.45	2.88%	\$ 8,842.99	\$ 8,948.57	1.19%	\$ 1,656.66	\$ 1,719.28
MGS-S Customer 9607	\$ 12,129.91	\$ 12,300.38	1.41%	\$ 42,670.30	\$ 42,840.77	0.40%	\$ 4,491.25	\$ 4,633.13
MGS-S Customer 9608	\$ 5,597.06	\$ 5,710.70	2.03%	\$ 22,259.79	\$ 22,373.43	0.51%	\$ 2,227.93	\$ 2,310.23
MGS-S Customer 9609	\$ 5,019.53	\$ 5,131.07	2.22%	\$ 13,467.61	\$ 13,579.15	0.83%	\$ 2,082.86	\$ 2,168.75
MGS-S Customer 9610	\$ 6,106.50	\$ 6,249.51	2.34%	\$ 20,867.77	\$ 21,010.78	0.69%	\$ 2,550.71	\$ 2,644.25
MGS-S Customer 9611	\$ 5,197.80	\$ 5,336.74	2.67%	\$ 15,311.85	\$ 15,450.79	0.91%	\$ 2,266.91	\$ 2,362.21
MGS-S Customer 9612	\$ 8,610.67	\$ 8,765.12	1.79%	\$ 28,006.81	\$ 28,161.26	0.55%	\$ 3,363.32	\$ 3,486.88
MGS-S Customer 9613	\$ 4,656.82	\$ 4,767.05	2.37%	\$ 12,302.20	\$ 12,412.43	0.90%	\$ 1,981.18	\$ 2,043.48
MGS-S Customer 9614	\$ 3,789.42	\$ 3,922.41	3.51%	\$ 6,546.15	\$ 6,679.14	2.03%	\$ 1,843.87	\$ 1,921.83
MGS-S Customer 9615	\$ 2,604.82	\$ 2,732.03	4.88%	\$ 6,882.85	\$ 7,010.06	1.85%	\$ 1,433.47	\$ 1,496.85
MGS-S Customer 9616	\$ 6,975.99	\$ 7,096.03	1.72%	\$ 26,671.62	\$ 26,791.66	0.45%	\$ 2,678.99	\$ 2,768.90
MGS-S Customer 9617	\$ 3,322.21	\$ 3,425.91	3.12%	\$ 10,005.61	\$ 10,109.31	1.04%	\$ 1,524.45	\$ 1,587.29
MGS-S Customer 9618	\$ 7,624.17	\$ 7,774.77	1.98%	\$ 21,116.42	\$ 21,267.02	0.71%	\$ 3,082.88	\$ 3,180.82
MGS-S Customer 9619	\$ 5,554.78	\$ 5,695.47	2.53%	\$ 16,231.58	\$ 16,372.27	0.87%	\$ 2,388.48	\$ 2,481.63
MGS-S Customer 9620	\$ 7,879.13	\$ 8,030.22	1.92%	\$ 25,962.73	\$ 26,113.82	0.58%	\$ 3,125.19	\$ 3,240.55
MGS-S Customer 9621	\$ 4,035.39	\$ 4,169.36	3.32%	\$ 9,072.13	\$ 9,206.10	1.48%	\$ 1,912.67	\$ 1,991.15
MGS-S Customer 9622	\$ 2,413.00	\$ 2,513.25	4.15%	\$ 5,491.38	\$ 5,591.63	1.83%	\$ 1,265.85	\$ 1,288.67
MGS-S Customer 9623	\$ 7,665.99	\$ 7,815.77	1.95%	\$ 27,977.50	\$ 28,127.28	0.54%	\$ 3,034.21	\$ 3,151.17
MGS-S Customer 9624	\$ 4,686.91	\$ 4,823.52	2.91%	\$ 12,091.20	\$ 12,227.81	1.13%	\$ 2,105.71	\$ 2,204.96
MGS-S Customer 9625	\$ 2,858.60	\$ 2,960.94	3.58%	\$ 6,862.40	\$ 6,964.74	1.49%	\$ 1,412.54	\$ 1,437.13
MGS-S Customer 9626	\$ 4,485.67	\$ 4,621.53	3.03%	\$ 12,221.78	\$ 12,357.64	1.11%	\$ 2,046.30	\$ 2,129.26
MGS-S Customer 9627	\$ 13,872.53	\$ 14,048.85	1.27%	\$ 53,087.82	\$ 53,264.14	0.33%	\$ 4,949.11	\$ 5,199.95
MGS-S Customer 9628	\$ 26,998.29	\$ 27,235.86	0.88%	\$ 99,011.82	\$ 99,249.39	0.24%	\$ 9,243.93	\$ 9,530.08
MGS-S Customer 9629	\$ 5,058.36	\$ 5,170.15	2.21%	\$ 15,457.15	\$ 15,568.94	0.72%	\$ 2,094.10	\$ 2,165.23
MGS-S Customer 9630	\$ 3,329.64	\$ 3,433.50	3.12%	\$ 6,619.63	\$ 6,723.49	1.57%	\$ 1,541.32	\$ 1,616.57
MGS-S Customer 9631	\$ 4,986.06	\$ 5,124.46	2.78%	\$ 10,038.91	\$ 10,177.31	1.38%	\$ 2,229.57	\$ 2,324.47
MGS-S Customer 9632	\$ 5,390.99	\$ 5,530.55	2.59%	\$ 19,961.32	\$ 20,100.88	0.70%	\$ 2,307.39	\$ 2,396.32
MGS-S Customer 9633	\$ 6,291.81	\$ 6,435.66	2.29%	\$ 20,252.66	\$ 20,396.51	0.71%	\$ 2,613.63	\$ 2,716.16
MGS-S Customer 9634	\$ 3,319.28	\$ 3,423.07	3.13%	\$ 8,729.44	\$ 8,833.23	1.19%	\$ 1,531.73	\$ 1,595.49
MGS-S Customer 9635	\$ 5,053.78	\$ 5,192.50	2.74%	\$ 11,109.75	\$ 11,248.47	1.25%	\$ 2,249.85	\$ 2,339.80
MGS-S Customer 9636	\$ 5,517.92	\$ 5,658.17	2.54%	\$ 15,364.02	\$ 15,504.27	0.91%	\$ 2,366.48	\$ 2,478.88
MGS-S Customer 9637	\$ 4,622.08	\$ 4,758.79	2.96%	\$ 10,846.82	\$ 10,983.53	1.26%	\$ 2,105.21	\$ 2,187.06

Internal Use

Customer	Delivery 1/24 Prices	Delivery 8/24 Prices	Delivery % Difference	Bundled 1/24 Prices	Bundled 8/24 Prices	Bundled % Difference	Distribution 8/24 Prices	Distribution 1/25 Prices
MGS-S Customer 9638	\$ 5,408.33	\$ 5,521.62	2.09%	\$ 14,422.02	\$ 14,535.31	0.79%	\$ 2,208.39	\$ 2,301.15
MGS-S Customer 9639	\$ 3,760.03	\$ 3,892.47	3.52%	\$ 8,407.48	\$ 8,539.92	1.58%	\$ 1,810.58	\$ 1,900.92
MGS-S Customer 9640	\$ 5,261.51	\$ 5,373.56	2.13%	\$ 16,545.28	\$ 16,657.33	0.68%	\$ 2,129.18	\$ 2,237.49
MGS-S Customer 9641	\$ 9,190.82	\$ 9,347.81	1.71%	\$ 29,886.26	\$ 30,043.25	0.53%	\$ 3,546.55	\$ 3,681.44
MGS-S Customer 9642	\$ 3,969.91	\$ 4,076.84	2.69%	\$ 7,182.78	\$ 7,289.71	1.49%	\$ 1,759.41	\$ 1,840.57
MGS-S Customer 9643	\$ 4,886.80	\$ 4,996.40	2.24%	\$ 25,009.77	\$ 25,119.37	0.44%	\$ 1,950.12	\$ 2,041.16
MGS-S Customer 9644	\$ 3,704.44	\$ 3,836.89	3.58%	\$ 9,663.63	\$ 9,796.08	1.37%	\$ 1,800.65	\$ 1,867.21
MGS-S Customer 9645	\$ 4,084.24	\$ 4,191.60	2.63%	\$ 8,501.10	\$ 8,608.46	1.26%	\$ 1,789.76	\$ 1,871.94
MGS-S Customer 9646	\$ 3,772.54	\$ 3,878.87	2.82%	\$ 8,401.36	\$ 8,507.69	1.27%	\$ 1,703.73	\$ 1,755.77
MGS-S Customer 9647	\$ 8,567.74	\$ 8,721.26	1.79%	\$ 34,392.47	\$ 34,545.99	0.45%	\$ 3,300.39	\$ 3,427.17
MGS-S Customer 9648	\$ 7,985.00	\$ 8,110.42	1.57%	\$ 19,746.04	\$ 19,871.46	0.64%	\$ 3,065.75	\$ 3,180.58
MGS-S Customer 9649	\$ 2,409.66	\$ 2,509.41	4.14%	\$ 6,072.84	\$ 6,172.59	1.64%	\$ 1,241.73	\$ 1,288.55
MGS-S Customer 9650	\$ 3,963.70	\$ 4,097.32	3.37%	\$ 7,386.81	\$ 7,520.43	1.81%	\$ 1,892.30	\$ 1,979.61
MGS-S Customer 9651	\$ 5,154.67	\$ 5,266.61	2.17%	\$ 18,939.44	\$ 19,051.38	0.59%	\$ 2,103.87	\$ 2,174.60
MGS-S Customer 9652	\$ 5,660.86	\$ 5,775.46	2.02%	\$ 17,274.62	\$ 17,389.22	0.66%	\$ 2,291.98	\$ 2,366.41
MGS-S Customer 9653	\$ 13,802.39	\$ 13,979.72	1.28%	\$ 44,105.11	\$ 44,282.44	0.40%	\$ 5,008.24	\$ 5,233.09
MGS-S Customer 9654	\$ 3,624.02	\$ 3,729.33	2.91%	\$ 9,443.01	\$ 9,548.32	1.12%	\$ 1,636.83	\$ 1,697.72
MGS-S Customer 9655	\$ 3,755.49	\$ 3,888.69	3.55%	\$ 3,755.49	\$ 3,888.69	3.55%	\$ 1,855.67	\$ 1,928.45
MGS-S Customer 9656	\$ 5,854.94	\$ 5,997.90	2.44%	\$ 7,494.17	\$ 7,637.13	1.91%	\$ 2,550.94	\$ 2,651.33
MGS-S Customer 9657	\$ 12,530.16	\$ 12,703.95	1.39%	\$ 20,946.82	\$ 21,120.61	0.83%	\$ 4,746.27	\$ 4,939.78
MGS-S Customer 9658	\$ 21,150.80	\$ 21,358.87	0.98%	\$ 102,405.98	\$ 102,614.05	0.20%	\$ 7,170.68	\$ 7,429.70
MGS-S Customer 9659	\$ 10,577.30	\$ 10,741.55	1.55%	\$ 24,352.93	\$ 24,517.18	0.67%	\$ 4,061.75	\$ 4,215.64
MGS-S Customer 9660	\$ 6,605.54	\$ 6,751.59	2.21%	\$ 14,293.20	\$ 14,439.25	1.02%	\$ 2,767.28	\$ 2,869.33
MGS-S Customer 9661	\$ 6,736.11	\$ 6,881.96	2.17%	\$ 23,893.94	\$ 24,039.79	0.61%	\$ 2,750.60	\$ 2,846.21
MGS-S Customer 9662	\$ 7,397.30	\$ 7,546.48	2.02%	\$ 22,810.44	\$ 22,959.62	0.65%	\$ 2,986.49	\$ 3,089.62
MGS-S Customer 9663	\$ 17,430.39	\$ 17,623.83	1.11%	\$ 63,007.88	\$ 63,201.32	0.31%	\$ 6,142.72	\$ 6,388.38
MGS-S Customer 9664	\$ 34,468.24	\$ 34,740.69	0.79%	\$ 113,013.08	\$ 113,285.53	0.24%	\$ 11,720.54	\$ 12,095.02
MGS-S Customer 9665	\$ 11,485.34	\$ 11,652.04	1.45%	\$ 44,762.35	\$ 44,929.05	0.37%	\$ 4,235.13	\$ 4,393.70
MGS-S Customer 9666	\$ 3,534.70	\$ 3,640.24	2.99%	\$ 7,682.24	\$ 7,787.78	1.37%	\$ 1,639.93	\$ 1,672.42
MGS-S Customer 9667	\$ 8,417.17	\$ 8,571.18	1.83%	\$ 20,825.75	\$ 20,979.76	0.74%	\$ 3,337.58	\$ 3,471.42
MGS-S Customer 9668	\$ 3,245.05	\$ 3,348.57	3.19%	\$ 8,618.98	\$ 8,722.50	1.20%	\$ 1,510.60	\$ 1,568.78
MGS-S Customer 9669	\$ 9,557.86	\$ 9,716.17	1.66%	\$ 31,121.70	\$ 31,280.01	0.51%	\$ 3,649.17	\$ 3,807.78
MGS-S Customer 9670	\$ 2,629.81	\$ 2,730.46	3.83%	\$ 7,427.74	\$ 7,528.39	1.36%	\$ 1,306.77	\$ 1,357.83
MGS-S Customer 9671	\$ 3,862.87	\$ 3,996.63	3.46%	\$ 8,533.97	\$ 8,667.73	1.57%	\$ 1,882.54	\$ 1,926.40
MGS-S Customer 9672	\$ 3,079.87	\$ 3,182.05	3.32%	\$ 8,944.34	\$ 9,046.52	1.14%	\$ 1,428.93	\$ 1,513.74
MGS-S Customer 9673	\$ 21,272.47	\$ 21,483.53	0.99%	\$ 83,285.65	\$ 83,496.71	0.25%	\$ 7,368.16	\$ 7,602.89
MGS-S Customer 9674	\$ 18,283.28	\$ 18,480.55	1.08%	\$ 67,398.37	\$ 67,595.64	0.29%	\$ 6,411.45	\$ 6,659.90
MGS-S Customer 9675	\$ 3,597.96	\$ 3,703.07	2.92%	\$ 9,610.63	\$ 9,715.74	1.09%	\$ 1,624.24	\$ 1,687.90
MGS-S Customer 9676	\$ 4,230.75	\$ 4,338.31	2.54%	\$ 14,866.18	\$ 14,973.74	0.72%	\$ 1,801.07	\$ 1,877.52
MGS-S Customer 9677	\$ 3,820.12	\$ 3,925.54	2.76%	\$ 11,344.61	\$ 11,450.03	0.93%	\$ 1,662.08	\$ 1,762.15

Internal Use

Customer	Delivery 1/24 Prices	Delivery 8/24 Prices	Delivery % Difference	Bundled 1/24 Prices	Bundled 8/24 Prices	Bundled % Difference	Distribution 8/24 Prices	Distribution 1/25 Prices
MGS-S Customer 9678	\$ 9,349.02	\$ 9,508.61	1.71%	\$ 25,254.52	\$ 25,414.11	0.63%	\$ 3,693.82	\$ 3,754.14
MGS-S Customer 9679	\$ 4,153.81	\$ 4,261.19	2.59%	\$ 12,215.34	\$ 12,322.72	0.88%	\$ 1,789.74	\$ 1,869.83
MGS-S Customer 9680	\$ 4,310.22	\$ 4,418.84	2.52%	\$ 11,615.67	\$ 11,724.29	0.94%	\$ 1,866.82	\$ 1,924.65
MGS-S Customer 9681	\$ 5,565.08	\$ 5,679.46	2.06%	\$ 17,453.30	\$ 17,567.68	0.66%	\$ 2,269.28	\$ 2,327.80
MGS-S Customer 9682	\$ 7,979.72	\$ 8,131.56	1.90%	\$ 24,249.49	\$ 24,401.33	0.63%	\$ 3,176.09	\$ 3,287.43
MGS-S Customer 9683	\$ 5,230.53	\$ 5,368.75	2.64%	\$ 17,077.39	\$ 17,215.61	0.81%	\$ 2,234.83	\$ 2,369.88
MGS-S Customer 9684	\$ 5,422.10	\$ 5,561.94	2.58%	\$ 16,085.19	\$ 16,225.03	0.87%	\$ 2,334.34	\$ 2,437.94
MGS-S Customer 9685	\$ 7,478.82	\$ 7,628.69	2.00%	\$ 19,042.30	\$ 19,192.17	0.79%	\$ 3,037.13	\$ 3,146.51
MGS-S Customer 9686	\$ 2,980.65	\$ 3,082.58	3.42%	\$ 9,243.33	\$ 9,345.26	1.10%	\$ 1,403.95	\$ 1,473.11
MGS-S Customer 9687	\$ 27,929.32	\$ 28,170.83	0.86%	\$ 109,897.50	\$ 110,139.01	0.22%	\$ 9,511.08	\$ 9,778.68
MGS-S Customer 9688	\$ 2,762.18	\$ 2,890.22	4.64%	\$ 6,897.15	\$ 7,025.19	1.86%	\$ 1,490.56	\$ 1,552.07
MGS-S Customer 9689	\$ 6,533.34	\$ 6,678.49	2.22%	\$ 20,543.21	\$ 20,688.36	0.71%	\$ 2,701.68	\$ 2,798.36
MGS-S Customer 9690	\$ 5,806.83	\$ 5,948.46	2.44%	\$ 18,937.78	\$ 19,079.41	0.75%	\$ 2,455.86	\$ 2,552.47
MGS-S Customer 9691	\$ 2,118.76	\$ 2,243.69	5.90%	\$ 7,161.90	\$ 7,286.83	1.74%	\$ 1,268.71	\$ 1,320.21
MGS-S Customer 9692	\$ 4,248.48	\$ 4,383.50	3.18%	\$ 12,265.22	\$ 12,400.24	1.10%	\$ 1,978.68	\$ 2,040.38
MGS-S Customer 9693	\$ 12,561.01	\$ 12,732.20	1.36%	\$ 45,734.04	\$ 45,905.23	0.37%	\$ 4,571.07	\$ 4,778.17
MGS-S Customer 9694	\$ 5,177.62	\$ 5,289.65	2.16%	\$ 17,012.48	\$ 17,124.51	0.66%	\$ 2,116.12	\$ 2,198.98
MGS-S Customer 9695	\$ 3,822.24	\$ 3,928.62	2.78%	\$ 9,321.52	\$ 9,427.90	1.14%	\$ 1,710.40	\$ 1,768.07
MGS-S Customer 9696	\$ 3,703.16	\$ 3,808.91	2.86%	\$ 9,001.68	\$ 9,107.43	1.17%	\$ 1,667.60	\$ 1,728.97
MGS-S Customer 9697	\$ 5,658.76	\$ 5,799.88	2.49%	\$ 17,659.64	\$ 17,800.76	0.80%	\$ 2,417.37	\$ 2,507.74
MGS-S Customer 9698	\$ 7,107.85	\$ 7,254.31	2.06%	\$ 32,920.01	\$ 33,066.47	0.44%	\$ 2,802.41	\$ 2,918.32
MGS-S Customer 9699	\$ 8,433.90	\$ 8,587.14	1.82%	\$ 30,838.72	\$ 30,991.96	0.50%	\$ 3,280.02	\$ 3,404.42
MGS-S Customer 9700	\$ 3,349.31	\$ 3,479.43	3.88%	\$ 9,621.81	\$ 9,751.93	1.35%	\$ 1,651.45	\$ 1,748.30
MGS-S Customer 9701	\$ 5,042.21	\$ 5,180.64	2.75%	\$ 11,634.08	\$ 11,772.51	1.19%	\$ 2,233.96	\$ 2,334.22
MGS-S Customer 9702	\$ 11,440.72	\$ 11,607.79	1.46%	\$ 37,780.78	\$ 37,947.85	0.44%	\$ 4,263.80	\$ 4,428.69
MGS-S Customer 9703	\$ 2,809.14	\$ 2,937.33	4.56%	\$ 7,354.78	\$ 7,482.97	1.74%	\$ 1,502.20	\$ 1,565.93
MGS-S Customer 9704	\$ 3,111.35	\$ 3,214.22	3.31%	\$ 9,354.15	\$ 9,457.02	1.10%	\$ 1,462.56	\$ 1,514.99
MGS-S Customer 9705	\$ 6,909.40	\$ 7,028.73	1.73%	\$ 25,378.98	\$ 25,498.31	0.47%	\$ 2,641.95	\$ 2,760.70
MGS-S Customer 9706	\$ 3,686.90	\$ 3,792.40	2.86%	\$ 9,651.46	\$ 9,756.96	1.09%	\$ 1,652.75	\$ 1,719.85
MGS-S Customer 9707	\$ 45,463.46	\$ 45,805.63	0.75%	\$ 185,014.75	\$ 185,356.92	0.18%	\$ 15,173.48	\$ 15,658.90
MGS-S Customer 9708	\$ 7,288.41	\$ 7,410.64	1.68%	\$ 18,034.22	\$ 18,156.45	0.68%	\$ 2,838.85	\$ 2,943.94
MGS-S Customer 9709	\$ 9,995.77	\$ 10,156.75	1.61%	\$ 31,687.58	\$ 31,848.56	0.51%	\$ 3,822.63	\$ 3,952.66
MGS-S Customer 9710	\$ 8,780.87	\$ 8,946.92	1.89%	\$ 31,825.57	\$ 31,991.62	0.52%	\$ 3,489.96	\$ 3,585.68
MGS-S Customer 9711	\$ 4,345.25	\$ 4,480.75	3.12%	\$ 10,428.65	\$ 10,564.15	1.30%	\$ 2,017.11	\$ 2,090.08
MGS-S Customer 9712	\$ 10,700.60	\$ 10,865.40	1.54%	\$ 27,419.66	\$ 27,584.46	0.60%	\$ 4,094.24	\$ 4,234.69
MGS-S Customer 9713	\$ 8,784.70	\$ 8,939.54	1.76%	\$ 32,496.70	\$ 32,651.54	0.48%	\$ 3,391.92	\$ 3,517.05
MGS-S Customer 9714	\$ 13,881.91	\$ 14,058.04	1.27%	\$ 67,933.19	\$ 68,109.32	0.26%	\$ 4,903.25	\$ 5,082.78
MGS-S Customer 9715	\$ 2,740.94	\$ 2,868.69	4.66%	\$ 7,649.71	\$ 7,777.46	1.67%	\$ 1,473.23	\$ 1,540.45
MGS-S Customer 9716	\$ 3,944.39	\$ 4,050.79	2.70%	\$ 9,992.82	\$ 10,099.22	1.06%	\$ 1,724.85	\$ 1,813.19
MGS-S Customer 9717	\$ 6,984.09	\$ 7,130.77	2.10%	\$ 26,408.91	\$ 26,555.59	0.56%	\$ 2,813.09	\$ 2,918.28

Internal Use

Customer	Delivery 1/24 Prices	Delivery 8/24 Prices	Delivery % Difference	Bundled 1/24 Prices	Bundled 8/24 Prices	Bundled % Difference	Distribution 8/24 Prices	Distribution 1/25 Prices
MGS-S Customer 9718	\$ 5,036.38	\$ 5,147.92	2.21%	\$ 15,062.45	\$ 15,173.99	0.74%	\$ 2,080.81	\$ 2,162.53
MGS-S Customer 9719	\$ 3,655.93	\$ 3,787.72	3.60%	\$ 11,965.64	\$ 12,097.43	1.10%	\$ 1,759.57	\$ 1,835.83
MGS-S Customer 9720	\$ 30,487.98	\$ 30,735.23	0.81%	\$ 164,290.73	\$ 164,537.98	0.15%	\$ 9,955.91	\$ 10,320.56
MGS-S Customer 9721	\$ 22,062.82	\$ 22,277.79	0.97%	\$ 75,318.83	\$ 75,533.80	0.29%	\$ 7,664.57	\$ 7,950.11
MGS-S Customer 9722	\$ 5,282.38	\$ 5,421.79	2.64%	\$ 15,762.76	\$ 15,902.17	0.88%	\$ 2,297.83	\$ 2,387.82
MGS-S Customer 9723	\$ 60,161.93	\$ 60,544.00	0.64%	\$ 273,094.56	\$ 273,476.63	0.14%	\$ 19,490.94	\$ 20,112.95
MGS-S Customer 9724	\$ 4,930.22	\$ 5,068.14	2.80%	\$ 14,482.66	\$ 14,620.58	0.95%	\$ 2,189.50	\$ 2,270.17
MGS-S Customer 9725	\$ 16,686.12	\$ 16,875.80	1.14%	\$ 68,863.48	\$ 69,053.16	0.28%	\$ 5,864.87	\$ 6,075.92
MGS-S Customer 9726	\$ 4,514.93	\$ 4,650.61	3.01%	\$ 14,786.32	\$ 14,922.00	0.92%	\$ 2,035.92	\$ 2,122.18
MGS-S Customer 9727	\$ 3,323.00	\$ 3,453.37	3.92%	\$ 9,292.13	\$ 9,422.50	1.40%	\$ 1,660.12	\$ 1,737.01
MGS-S Customer 9728	\$ 11,401.62	\$ 11,567.81	1.46%	\$ 46,007.06	\$ 46,173.25	0.36%	\$ 4,198.58	\$ 4,354.72
MGS-S Customer 9729	\$ 2,753.44	\$ 2,854.64	3.68%	\$ 7,909.02	\$ 8,010.22	1.28%	\$ 1,345.47	\$ 1,398.66
MGS-S Customer 9730	\$ 6,514.80	\$ 6,659.32	2.22%	\$ 21,021.72	\$ 21,166.24	0.69%	\$ 2,670.21	\$ 2,794.34
MGS-S Customer 9731	\$ 12,935.57	\$ 13,081.73	1.13%	\$ 53,273.84	\$ 53,420.00	0.27%	\$ 4,539.49	\$ 4,707.66
MGS-S Customer 9732	\$ 5,337.26	\$ 5,476.29	2.60%	\$ 22,225.43	\$ 22,364.46	0.63%	\$ 2,271.67	\$ 2,361.45
MGS-S Customer 9733	\$ 3,445.59	\$ 3,576.57	3.80%	\$ 9,837.39	\$ 9,968.37	1.33%	\$ 1,702.08	\$ 1,775.89
MGS-S Customer 9734	\$ 7,905.24	\$ 8,029.95	1.58%	\$ 24,997.94	\$ 25,122.65	0.50%	\$ 3,010.51	\$ 3,112.35
MGS-S Customer 9735	\$ 10,170.72	\$ 10,333.55	1.60%	\$ 18,831.91	\$ 18,994.74	0.86%	\$ 3,960.48	\$ 4,109.77
MGS-S Customer 9736	\$ 5,476.19	\$ 5,616.32	2.56%	\$ 17,894.37	\$ 18,034.50	0.78%	\$ 2,349.21	\$ 2,441.94
MGS-S Customer 9737	\$ 7,472.98	\$ 7,594.87	1.63%	\$ 30,999.98	\$ 31,121.87	0.39%	\$ 2,814.04	\$ 2,917.06
MGS-S Customer 9738	\$ 14,938.30	\$ 15,121.83	1.23%	\$ 43,833.30	\$ 44,016.83	0.42%	\$ 5,430.46	\$ 5,632.24
MGS-S Customer 9739	\$ 10,056.04	\$ 10,189.99	1.33%	\$ 37,554.96	\$ 37,688.91	0.36%	\$ 3,665.82	\$ 3,789.81
MGS-S Customer 9740	\$ 5,154.38	\$ 5,293.45	2.70%	\$ 14,219.15	\$ 14,358.22	0.98%	\$ 2,270.37	\$ 2,351.51
MGS-S Customer 9741	\$ 11,093.06	\$ 11,257.88	1.49%	\$ 45,890.23	\$ 46,055.05	0.36%	\$ 4,098.05	\$ 4,244.12
MGS-S Customer 9742	\$ 9,921.40	\$ 10,082.85	1.63%	\$ 18,751.70	\$ 18,913.15	0.86%	\$ 3,867.74	\$ 4,023.44
MGS-S Customer 9743	\$ 5,722.44	\$ 5,863.81	2.47%	\$ 15,699.94	\$ 15,841.31	0.90%	\$ 2,441.73	\$ 2,547.48
MGS-S Customer 9744	\$ 13,559.99	\$ 13,737.55	1.31%	\$ 30,809.23	\$ 30,986.79	0.58%	\$ 5,021.24	\$ 5,240.08
MGS-S Customer 9745	\$ 7,983.25	\$ 8,108.00	1.56%	\$ 28,962.86	\$ 29,087.61	0.43%	\$ 3,012.36	\$ 3,111.27
MGS-S Customer 9746	\$ 1,291.43	\$ 1,412.61	9.38%	\$ 2,598.72	\$ 2,719.90	4.66%	\$ 1,007.10	\$ 1,059.83
MGS-S Customer 9747	\$ 14,527.41	\$ 14,708.07	1.24%	\$ 44,830.13	\$ 45,010.79	0.40%	\$ 5,247.54	\$ 5,488.05
MGS-S Customer 9748	\$ 5,051.20	\$ 5,163.44	2.22%	\$ 9,551.02	\$ 9,663.26	1.18%	\$ 2,128.32	\$ 2,205.90
MGS-S Customer 9749	\$ 7,926.36	\$ 8,077.48	1.91%	\$ 28,315.57	\$ 28,466.69	0.53%	\$ 3,126.24	\$ 3,240.35
MGS-S Customer 9750	\$ 4,624.88	\$ 4,761.44	2.95%	\$ 10,437.36	\$ 10,573.92	1.31%	\$ 2,099.79	\$ 2,193.51
MGS-S Customer 9751	\$ 8,698.15	\$ 8,852.66	1.78%	\$ 32,382.72	\$ 32,537.23	0.48%	\$ 3,366.16	\$ 3,486.09
MGS-S Customer 9752	\$ 5,476.34	\$ 5,616.86	2.57%	\$ 13,851.41	\$ 13,991.93	1.01%	\$ 2,376.92	\$ 2,470.88
MGS-S Customer 9753	\$ 13,161.60	\$ 13,337.51	1.34%	\$ 45,301.68	\$ 45,477.59	0.39%	\$ 4,858.79	\$ 4,974.07
MGS-S Customer 9754	\$ 3,819.06	\$ 3,951.87	3.48%	\$ 11,325.38	\$ 11,458.19	1.17%	\$ 1,827.42	\$ 1,896.60
MGS-S Customer 9755	\$ 4,131.28	\$ 4,238.51	2.60%	\$ 11,237.91	\$ 11,345.14	0.95%	\$ 1,782.62	\$ 1,870.44
MGS-S Customer 9756	\$ 4,825.21	\$ 4,936.14	2.30%	\$ 14,265.67	\$ 14,376.60	0.78%	\$ 2,028.88	\$ 2,088.66
MGS-S Customer 9757	\$ 2,639.28	\$ 2,739.56	3.80%	\$ 7,259.07	\$ 7,359.35	1.38%	\$ 1,291.90	\$ 1,367.73

Customer	Delivery 1/24 Prices	Delivery 8/24 Prices	Delivery % Difference	Bundled 1/24 Prices	Bundled 8/24 Prices	Bundled % Difference	Distribution 8/24 Prices	Distribution 1/25 Prices
MGS-S Customer 9758	\$ 9,337.58	\$ 9,496.00	1.70%	\$ 21,417.53	\$ 21,575.95	0.74%	\$ 3,650.49	\$ 3,795.56
MGS-S Customer 9759	\$ 8,118.63	\$ 8,271.05	1.88%	\$ 24,433.08	\$ 24,585.50	0.62%	\$ 3,218.77	\$ 3,336.75
MGS-S Customer 9760	\$ 2,238.63	\$ 2,364.29	5.61%	\$ 5,730.76	\$ 5,856.42	2.19%	\$ 1,320.42	\$ 1,373.02
MGS-S Customer 9761	\$ 9,042.88	\$ 9,198.86	1.72%	\$ 33,094.81	\$ 33,250.79	0.47%	\$ 3,474.15	\$ 3,605.60
MGS-S Customer 9762	\$ 6,497.48	\$ 6,642.21	2.23%	\$ 22,223.82	\$ 22,368.55	0.65%	\$ 2,674.27	\$ 2,774.55
MGS-S Customer 9763	\$ 4,300.59	\$ 4,435.31	3.13%	\$ 14,077.33	\$ 14,212.05	0.96%	\$ 1,966.98	\$ 2,050.78
MGS-S Customer 9764	\$ 21,370.10	\$ 21,583.54	1.00%	\$ 60,489.41	\$ 60,702.85	0.35%	\$ 7,545.47	\$ 7,803.97
MGS-S Customer 9765	\$ 3,503.23	\$ 3,634.21	3.74%	\$ 11,209.40	\$ 11,340.38	1.17%	\$ 1,705.61	\$ 1,788.56
MGS-S Customer 9766	\$ 10,063.53	\$ 10,224.37	1.60%	\$ 38,510.61	\$ 38,671.45	0.42%	\$ 3,807.65	\$ 3,925.78
MGS-S Customer 9767	\$ 4,176.97	\$ 4,284.91	2.58%	\$ 10,823.57	\$ 10,931.51	1.00%	\$ 1,820.90	\$ 1,884.27
MGS-S Customer 9768	\$ 8,252.31	\$ 8,447.44	2.36%	\$ 18,979.38	\$ 19,174.51	1.03%	\$ 3,608.02	\$ 3,689.57
MGS-S Customer 9769	\$ 5,022.56	\$ 5,133.93	2.22%	\$ 16,831.02	\$ 16,942.39	0.66%	\$ 2,067.23	\$ 2,144.06
MGS-S Customer 9770	\$ 2,021.62	\$ 2,119.44	4.84%	\$ 5,012.24	\$ 5,110.06	1.95%	\$ 1,108.67	\$ 1,159.54
MGS-S Customer 9771	\$ 7,679.75	\$ 7,803.37	1.61%	\$ 19,334.64	\$ 19,458.26	0.64%	\$ 2,947.91	\$ 3,078.89
MGS-S Customer 9772	\$ 4,633.82	\$ 4,770.22	2.94%	\$ 14,015.67	\$ 14,152.07	0.97%	\$ 2,084.58	\$ 2,169.43
MGS-S Customer 9773	\$ 65,119.70	\$ 65,531.72	0.63%	\$ 199,457.21	\$ 199,869.23	0.21%	\$ 21,650.54	\$ 22,421.94
MGS-S Customer 9774	\$ 1,249.27	\$ 1,370.29	9.69%	\$ 3,210.03	\$ 3,331.05	3.77%	\$ 993.28	\$ 1,039.08
MGS-S Customer 9775	\$ 4,335.43	\$ 4,469.80	3.10%	\$ 18,717.34	\$ 18,851.71	0.72%	\$ 1,943.77	\$ 2,031.01
MGS-S Customer 9776	\$ 9,446.41	\$ 9,603.74	1.67%	\$ 39,182.39	\$ 39,339.72	0.40%	\$ 3,570.26	\$ 3,706.41
MGS-S Customer 9777	\$ 17,740.26	\$ 17,933.92	1.09%	\$ 80,256.20	\$ 80,449.86	0.24%	\$ 6,148.05	\$ 6,371.12
MGS-S Customer 9778	\$ 5,110.65	\$ 5,222.99	2.20%	\$ 11,938.59	\$ 12,050.93	0.94%	\$ 2,134.29	\$ 2,209.54
MGS-S Customer 9779	\$ 2,033.89	\$ 2,158.33	6.12%	\$ 6,554.16	\$ 6,678.60	1.90%	\$ 1,237.58	\$ 1,295.94
MGS-S Customer 9780	\$ 10,611.45	\$ 10,775.00	1.54%	\$ 35,319.83	\$ 35,483.38	0.46%	\$ 4,006.90	\$ 4,147.16
MGS-S Customer 9781	\$ 1,615.63	\$ 1,738.19	7.59%	\$ 3,602.45	\$ 3,725.01	3.40%	\$ 1,108.09	\$ 1,169.36
MGS-S Customer 9782	\$ 6,034.59	\$ 6,177.11	2.36%	\$ 18,446.25	\$ 18,588.77	0.77%	\$ 2,526.25	\$ 2,640.37
MGS-S Customer 9783	\$ 10,499.76	\$ 10,662.15	1.55%	\$ 34,691.66	\$ 34,854.05	0.47%	\$ 3,942.90	\$ 4,120.01
MGS-S Customer 9784	\$ 3,751.86	\$ 3,884.33	3.53%	\$ 11,133.64	\$ 11,266.11	1.19%	\$ 1,803.83	\$ 1,874.48
MGS-S Customer 9785	\$ 27,890.54	\$ 28,225.51	1.20%	\$ 72,645.33	\$ 72,980.30	0.46%	\$ 10,432.04	\$ 10,599.82
MGS-S Customer 9786	\$ 15,135.55	\$ 15,321.07	1.23%	\$ 24,989.99	\$ 25,175.51	0.74%	\$ 5,593.05	\$ 5,846.66
MGS-S Customer 9787	\$ 3,946.45	\$ 4,079.66	3.38%	\$ 11,727.92	\$ 11,861.13	1.14%	\$ 1,860.61	\$ 1,941.35
MGS-S Customer 9788	\$ 3,909.96	\$ 4,043.14	3.41%	\$ 9,874.75	\$ 10,007.93	1.35%	\$ 1,859.50	\$ 1,941.91
MGS-S Customer 9789	\$ 11,998.85	\$ 12,168.69	1.42%	\$ 40,380.00	\$ 40,549.84	0.42%	\$ 4,452.23	\$ 4,605.38
MGS-S Customer 9790	\$ 2,719.03	\$ 2,819.70	3.70%	\$ 7,108.81	\$ 7,209.48	1.42%	\$ 1,319.77	\$ 1,397.42
MGS-S Customer 9791	\$ 6,274.80	\$ 6,418.34	2.29%	\$ 22,784.99	\$ 22,928.53	0.63%	\$ 2,590.96	\$ 2,691.86
MGS-S Customer 9792	\$ 2,226.55	\$ 2,325.93	4.46%	\$ 3,907.03	\$ 4,006.41	2.54%	\$ 1,207.27	\$ 1,234.91
MGS-S Customer 9793	\$ 10,317.50	\$ 10,478.51	1.56%	\$ 41,154.98	\$ 41,315.99	0.39%	\$ 3,841.22	\$ 4,007.35
MGS-S Customer 9794	\$ 16,645.44	\$ 16,835.13	1.14%	\$ 60,934.04	\$ 61,123.73	0.31%	\$ 5,880.49	\$ 6,124.84
MGS-S Customer 9795	\$ 5,285.77	\$ 5,425.26	2.64%	\$ 14,237.41	\$ 14,376.90	0.98%	\$ 2,305.60	\$ 2,400.98
MGS-S Customer 9796	\$ 4,829.19	\$ 4,939.89	2.29%	\$ 12,120.47	\$ 12,231.17	0.91%	\$ 2,024.88	\$ 2,110.93
MGS-S Customer 9797	\$ 2,938.17	\$ 3,066.93	4.38%	\$ 8,291.99	\$ 8,420.75	1.55%	\$ 1,541.57	\$ 1,604.90

Customer	Delivery 1/24 Prices	Delivery 8/24 Prices	Delivery % Difference	Bundled 1/24 Prices	Bundled 8/24 Prices	Bundled % Difference	Distribution 8/24 Prices	Distribution 1/25 Prices
MGS-S Customer 9798	\$ 5,930.12	\$ 6,073.33	2.41%	\$ 9,266.62	\$ 9,409.83	1.55%	\$ 2,566.71	\$ 2,664.93
MGS-S Customer 9799	\$ 3,074.50	\$ 3,177.13	3.34%	\$ 8,886.64	\$ 8,989.27	1.15%	\$ 1,448.47	\$ 1,506.45
MGS-S Customer 9800	\$ 4,206.16	\$ 4,340.75	3.20%	\$ 8,142.09	\$ 8,276.68	1.65%	\$ 1,964.69	\$ 2,062.35
MGS-S Customer 9801	\$ 2,606.01	\$ 2,706.48	3.86%	\$ 7,499.24	\$ 7,599.71	1.34%	\$ 1,295.26	\$ 1,349.61
MGS-S Customer 9802	\$ 4,643.46	\$ 4,753.12	2.36%	\$ 15,154.92	\$ 15,264.58	0.72%	\$ 1,947.00	\$ 2,021.10
MGS-S Customer 9803	\$ 1,706.13	\$ 1,829.02	7.20%	\$ 5,974.45	\$ 6,097.34	2.06%	\$ 1,128.28	\$ 1,183.26
MGS-S Customer 9804	\$ 13,350.83	\$ 13,526.64	1.32%	\$ 44,211.16	\$ 44,386.97	0.40%	\$ 4,882.04	\$ 5,062.96
MGS-S Customer 9805	\$ 3,387.45	\$ 3,517.88	3.85%	\$ 8,168.70	\$ 8,299.13	1.60%	\$ 1,674.08	\$ 1,772.41
MGS-S Customer 9806	\$ 3,263.30	\$ 3,366.84	3.17%	\$ 7,625.32	\$ 7,728.86	1.36%	\$ 1,516.14	\$ 1,584.47
MGS-S Customer 9807	\$ 3,591.01	\$ 3,722.89	3.67%	\$ 9,500.73	\$ 9,632.61	1.39%	\$ 1,761.52	\$ 1,828.23
MGS-S Customer 9808	\$ 2,640.63	\$ 2,741.63	3.82%	\$ 6,890.67	\$ 6,991.67	1.47%	\$ 1,324.78	\$ 1,362.60
MGS-S Customer 9809	\$ 7,718.08	\$ 7,868.59	1.95%	\$ 23,088.83	\$ 23,239.34	0.65%	\$ 3,086.06	\$ 3,204.55
MGS-S Customer 9810	\$ 8,700.02	\$ 8,827.62	1.47%	\$ 33,737.25	\$ 33,864.85	0.38%	\$ 3,218.88	\$ 3,334.99
MGS-S Customer 9811	\$ 12,802.16	\$ 12,978.56	1.38%	\$ 32,949.13	\$ 33,125.53	0.54%	\$ 4,737.09	\$ 4,986.34
MGS-S Customer 9812	\$ 6,284.70	\$ 6,429.46	2.30%	\$ 15,873.71	\$ 16,018.47	0.91%	\$ 2,664.27	\$ 2,738.54
MGS-S Customer 9813	\$ 6,497.22	\$ 6,642.88	2.24%	\$ 14,393.64	\$ 14,539.30	1.01%	\$ 2,735.27	\$ 2,828.32
MGS-S Customer 9814	\$ 14,333.84	\$ 14,514.37	1.26%	\$ 46,912.70	\$ 47,093.23	0.38%	\$ 5,210.93	\$ 5,391.92
MGS-S Customer 9815	\$ 7,203.88	\$ 7,352.18	2.06%	\$ 20,257.36	\$ 20,405.66	0.73%	\$ 2,928.81	\$ 3,041.21
MGS-S Customer 9816	\$ 6,680.56	\$ 6,825.54	2.17%	\$ 28,461.27	\$ 28,606.25	0.51%	\$ 2,692.57	\$ 2,795.87
MGS-S Customer 9817	\$ 22,552.44	\$ 22,853.53	1.34%	\$ 56,986.94	\$ 57,288.03	0.53%	\$ 8,605.33	\$ 8,759.37
MGS-S Customer 9818	\$ 19,276.37	\$ 19,510.10	1.21%	\$ 53,404.64	\$ 53,638.37	0.44%	\$ 7,094.12	\$ 7,297.29
MGS-S Customer 9819	\$ 3,804.80	\$ 3,910.92	2.79%	\$ 10,491.51	\$ 10,597.63	1.01%	\$ 1,693.29	\$ 1,754.34
MGS-S Customer 9820	\$ 6,733.49	\$ 6,879.95	2.18%	\$ 14,034.94	\$ 14,181.40	1.04%	\$ 2,802.16	\$ 2,919.84
MGS-S Customer 9821	\$ 4,232.93	\$ 4,367.60	3.18%	\$ 9,840.99	\$ 9,975.66	1.37%	\$ 1,967.00	\$ 2,058.46
MGS-S Customer 9822	\$ 4,464.56	\$ 4,574.11	2.45%	\$ 8,986.54	\$ 9,096.09	1.22%	\$ 1,934.67	\$ 1,999.40
MGS-S Customer 9823	\$ 1,880.30	\$ 1,976.62	5.12%	\$ 11,564.26	\$ 11,660.58	0.83%	\$ 1,007.29	\$ 1,064.48
MGS-S Customer 9824	\$ 4,754.60	\$ 4,864.29	2.31%	\$ 19,072.64	\$ 19,182.33	0.58%	\$ 1,952.40	\$ 2,034.44
MGS-S Customer 9825	\$ 9,687.41	\$ 9,819.31	1.36%	\$ 39,662.88	\$ 39,794.78	0.33%	\$ 3,521.79	\$ 3,643.97
MGS-S Customer 9826	\$ 4,473.71	\$ 4,609.60	3.04%	\$ 12,558.89	\$ 12,694.78	1.08%	\$ 2,045.17	\$ 2,121.13
MGS-S Customer 9827	\$ 1,225.13	\$ 1,319.21	7.68%	\$ 2,716.04	\$ 2,810.12	3.46%	\$ 846.21	\$ 892.86
MGS-S Customer 9828	\$ 9,884.31	\$ 10,073.39	1.91%	\$ 20,149.76	\$ 20,338.84	0.94%	\$ 4,042.41	\$ 4,183.57
MGS-S Customer 9829	\$ 2,887.62	\$ 2,989.44	3.53%	\$ 8,281.89	\$ 8,383.71	1.23%	\$ 1,389.60	\$ 1,443.73
MGS-S Customer 9830	\$ 3,664.60	\$ 3,769.83	2.87%	\$ 12,069.15	\$ 12,174.38	0.87%	\$ 1,631.90	\$ 1,693.69
MGS-S Customer 9831	\$ 8,221.50	\$ 8,347.94	1.54%	\$ 22,393.17	\$ 22,519.61	0.56%	\$ 3,134.82	\$ 3,244.46
MGS-S Customer 9832	\$ 3,844.47	\$ 3,977.14	3.45%	\$ 13,515.75	\$ 13,648.42	0.98%	\$ 1,818.73	\$ 1,890.69
MGS-S Customer 9833	\$ 5,295.69	\$ 5,408.74	2.13%	\$ 13,499.36	\$ 13,612.41	0.84%	\$ 2,185.58	\$ 2,264.89
MGS-S Customer 9834	\$ 7,619.74	\$ 7,795.24	2.30%	\$ 28,358.60	\$ 28,534.10	0.62%	\$ 3,212.00	\$ 3,295.95
MGS-S Customer 9835	\$ 18,605.01	\$ 18,805.10	1.08%	\$ 43,189.98	\$ 43,390.07	0.46%	\$ 6,640.66	\$ 6,960.63
MGS-S Customer 9836	\$ 1,163.82	\$ 1,256.66	7.98%	\$ 13,040.61	\$ 13,133.45	0.71%	\$ 756.04	\$ 796.79
MGS-S Customer 9837	\$ 6,796.21	\$ 6,941.64	2.14%	\$ 28,968.85	\$ 29,114.28	0.50%	\$ 2,726.31	\$ 2,834.22

Internal Use

Customer	Delivery 1/24 Prices	Delivery 8/24 Prices	Delivery % Difference	Bundled 1/24 Prices	Bundled 8/24 Prices	Bundled % Difference	Distribution 8/24 Prices	Distribution 1/25 Prices
MGS-S Customer 9838	\$ 5,931.74	\$ 6,047.41	1.95%	\$ 16,161.31	\$ 16,276.98	0.72%	\$ 2,377.21	\$ 2,475.32
MGS-S Customer 9839	\$ 8,696.01	\$ 8,851.00	1.78%	\$ 27,170.16	\$ 27,325.15	0.57%	\$ 3,400.76	\$ 3,522.66
MGS-S Customer 9840	\$ 4,408.48	\$ 4,517.34	2.47%	\$ 13,228.49	\$ 13,337.35	0.82%	\$ 1,885.60	\$ 1,949.29
MGS-S Customer 9841	\$ 4,695.83	\$ 4,805.67	2.34%	\$ 15,330.46	\$ 15,440.30	0.72%	\$ 1,960.88	\$ 2,039.35
MGS-S Customer 9842	\$ 6,482.96	\$ 6,626.99	2.22%	\$ 28,796.37	\$ 28,940.40	0.50%	\$ 2,624.06	\$ 2,722.48
MGS-S Customer 9843	\$ 8,642.66	\$ 8,797.63	1.79%	\$ 22,116.63	\$ 22,271.60	0.70%	\$ 3,406.13	\$ 3,542.71
MGS-S Customer 9844	\$ 9,454.44	\$ 9,612.51	1.67%	\$ 32,110.64	\$ 32,268.71	0.49%	\$ 3,622.52	\$ 3,759.49
MGS-S Customer 9845	\$ 7,266.09	\$ 7,387.55	1.67%	\$ 21,980.74	\$ 22,102.20	0.55%	\$ 2,791.44	\$ 2,911.29
MGS-S Customer 9846	\$ 11,615.58	\$ 11,783.08	1.44%	\$ 42,206.25	\$ 42,373.75	0.40%	\$ 4,294.28	\$ 4,459.30
MGS-S Customer 9847	\$ 15,635.60	\$ 15,820.76	1.18%	\$ 52,117.70	\$ 52,302.86	0.36%	\$ 5,571.67	\$ 5,833.45
MGS-S Customer 9848	\$ 6,875.20	\$ 7,021.95	2.13%	\$ 20,020.09	\$ 20,166.84	0.73%	\$ 2,818.37	\$ 2,925.33
MGS-S Customer 9849	\$ 10,602.20	\$ 10,772.13	1.60%	\$ 22,622.74	\$ 22,792.67	0.75%	\$ 4,093.95	\$ 4,285.59
MGS-S Customer 9850	\$ 4,707.51	\$ 4,817.77	2.34%	\$ 9,898.28	\$ 10,008.54	1.11%	\$ 1,995.05	\$ 2,084.26
MGS-S Customer 9851	\$ 32,592.74	\$ 32,856.92	0.81%	\$ 94,020.89	\$ 94,285.07	0.28%	\$ 11,160.33	\$ 11,573.80
MGS-S Customer 9852	\$ 10,304.51	\$ 10,502.82	1.92%	\$ 21,630.32	\$ 21,828.63	0.92%	\$ 4,292.01	\$ 4,339.20
MGS-S Customer 9853	\$ 3,309.65	\$ 3,413.07	3.12%	\$ 10,670.29	\$ 10,773.71	0.97%	\$ 1,509.03	\$ 1,579.87
MGS-S Customer 9854	\$ 61,302.31	\$ 61,699.09	0.65%	\$ 165,476.49	\$ 165,873.27	0.24%	\$ 20,568.84	\$ 21,302.71
MGS-S Customer 9855	\$ 8,044.24	\$ 8,195.26	1.88%	\$ 33,273.66	\$ 33,424.68	0.45%	\$ 3,124.68	\$ 3,249.25
MGS-S Customer 9856	\$ 16,631.87	\$ 16,823.67	1.15%	\$ 53,900.11	\$ 54,091.91	0.36%	\$ 5,989.99	\$ 6,152.07
MGS-S Customer 9857	\$ 5,398.94	\$ 5,512.26	2.10%	\$ 15,366.85	\$ 15,480.17	0.74%	\$ 2,206.04	\$ 2,289.02
MGS-S Customer 9858	\$ 2,877.40	\$ 2,980.00	3.57%	\$ 5,862.42	\$ 5,965.02	1.75%	\$ 1,429.32	\$ 1,450.02
MGS-S Customer 9859	\$ 7,369.93	\$ 7,491.76	1.65%	\$ 24,910.66	\$ 25,032.49	0.49%	\$ 2,814.00	\$ 2,925.51
MGS-S Customer 9860	\$ 21,663.39	\$ 21,879.24	1.00%	\$ 52,007.25	\$ 52,223.10	0.42%	\$ 7,712.42	\$ 7,967.01
MGS-S Customer 9861	\$ 6,898.14	\$ 7,044.69	2.12%	\$ 22,455.82	\$ 22,602.37	0.65%	\$ 2,806.00	\$ 2,917.11
MGS-S Customer 9862	\$ 4,572.52	\$ 4,682.09	2.40%	\$ 9,600.12	\$ 9,709.69	1.14%	\$ 1,948.08	\$ 2,038.92
MGS-S Customer 9863	\$ 4,026.34	\$ 4,159.95	3.32%	\$ 10,891.76	\$ 11,025.37	1.23%	\$ 1,890.99	\$ 1,976.61
MGS-S Customer 9864	\$ 6,284.64	\$ 6,428.08	2.28%	\$ 23,976.88	\$ 24,120.32	0.60%	\$ 2,584.93	\$ 2,687.20
MGS-S Customer 9865	\$ 7,171.88	\$ 7,319.70	2.06%	\$ 21,947.89	\$ 22,095.71	0.67%	\$ 2,899.30	\$ 3,019.62
MGS-S Customer 9866	\$ 6,101.37	\$ 6,244.73	2.35%	\$ 18,103.63	\$ 18,246.99	0.79%	\$ 2,572.86	\$ 2,660.79
MGS-S Customer 9867	\$ 4,538.63	\$ 4,674.91	3.00%	\$ 12,083.69	\$ 12,219.97	1.13%	\$ 2,072.06	\$ 2,147.33
MGS-S Customer 9868	\$ 5,815.86	\$ 5,957.90	2.44%	\$ 16,702.90	\$ 16,844.94	0.85%	\$ 2,481.00	\$ 2,569.80
MGS-S Customer 9869	\$ 13,546.50	\$ 13,723.09	1.30%	\$ 38,163.46	\$ 38,340.05	0.46%	\$ 4,957.83	\$ 5,185.05
MGS-S Customer 9870	\$ 5,150.60	\$ 5,289.38	2.69%	\$ 14,535.53	\$ 14,674.31	0.95%	\$ 2,256.26	\$ 2,350.83
MGS-S Customer 9871	\$ 1,856.29	\$ 1,980.01	6.66%	\$ 5,037.85	\$ 5,161.57	2.46%	\$ 1,186.48	\$ 1,243.50
MGS-S Customer 9872	\$ 9,661.45	\$ 9,820.61	1.65%	\$ 26,746.15	\$ 26,905.31	0.60%	\$ 3,711.50	\$ 3,876.90
MGS-S Customer 9873	\$ 4,791.92	\$ 4,928.74	2.86%	\$ 14,948.82	\$ 15,085.64	0.92%	\$ 2,121.61	\$ 2,222.20
MGS-S Customer 9874	\$ 4,981.79	\$ 5,093.08	2.23%	\$ 14,786.76	\$ 14,898.05	0.75%	\$ 2,063.75	\$ 2,145.06
MGS-S Customer 9875	\$ 5,577.62	\$ 5,717.98	2.52%	\$ 20,915.35	\$ 21,055.71	0.67%	\$ 2,364.84	\$ 2,456.17
MGS-S Customer 9876	\$ 3,764.22	\$ 3,896.62	3.52%	\$ 11,437.48	\$ 11,569.88	1.16%	\$ 1,801.52	\$ 1,877.95
MGS-S Customer 9877	\$ 15,385.00	\$ 15,572.71	1.22%	\$ 26,116.64	\$ 26,304.35	0.72%	\$ 5,719.57	\$ 5,914.30

Internal Use

Customer	Delivery 1/24 Prices	Delivery 8/24 Prices	Delivery % Difference	Bundled 1/24 Prices	Bundled 8/24 Prices	Bundled % Difference	Distribution 8/24 Prices	Distribution 1/25 Prices
MGS-S Customer 9878	\$ 4,177.99	\$ 4,312.40	3.22%	\$ 11,410.54	\$ 11,544.95	1.18%	\$ 1,944.38	\$ 2,025.71
MGS-S Customer 9879	\$ 5,293.18	\$ 5,405.58	2.12%	\$ 18,996.48	\$ 19,108.88	0.59%	\$ 2,142.43	\$ 2,226.01
MGS-S Customer 9880	\$ 3,738.39	\$ 3,844.82	2.85%	\$ 8,083.61	\$ 8,190.04	1.32%	\$ 1,704.52	\$ 1,743.00
MGS-S Customer 9881	\$ 3,075.39	\$ 3,178.65	3.36%	\$ 6,122.69	\$ 6,225.95	1.69%	\$ 1,483.21	\$ 1,522.24
MGS-S Customer 9882	\$ 9,547.49	\$ 9,707.42	1.68%	\$ 20,676.77	\$ 20,836.70	0.77%	\$ 3,746.37	\$ 3,870.63
MGS-S Customer 9883	\$ 12,405.11	\$ 12,585.68	1.46%	\$ 43,050.63	\$ 43,231.20	0.42%	\$ 4,666.04	\$ 4,775.91
MGS-S Customer 9884	\$ 16,130.48	\$ 16,317.19	1.16%	\$ 73,518.26	\$ 73,704.97	0.25%	\$ 5,649.05	\$ 5,842.41
MGS-S Customer 9885	\$ 10,175.92	\$ 10,336.87	1.58%	\$ 37,005.03	\$ 37,165.98	0.43%	\$ 3,831.21	\$ 3,983.64
MGS-S Customer 9886	\$ 4,024.64	\$ 4,131.43	2.65%	\$ 13,405.23	\$ 13,512.02	0.80%	\$ 1,743.69	\$ 1,813.44
MGS-S Customer 9887	\$ 8,482.47	\$ 8,636.67	1.82%	\$ 23,428.16	\$ 23,582.36	0.66%	\$ 3,347.40	\$ 3,474.71
MGS-S Customer 9888	\$ 8,587.00	\$ 8,740.66	1.79%	\$ 35,160.16	\$ 35,313.82	0.44%	\$ 3,306.88	\$ 3,427.15
MGS-S Customer 9889	\$ 4,785.20	\$ 4,896.15	2.32%	\$ 7,843.12	\$ 7,954.07	1.41%	\$ 2,041.23	\$ 2,125.17
MGS-S Customer 9890	\$ 28,353.09	\$ 28,596.67	0.86%	\$ 82,376.95	\$ 82,620.53	0.30%	\$ 9,729.14	\$ 10,158.46
MGS-S Customer 9891	\$ 3,764.67	\$ 3,896.67	3.51%	\$ 11,788.72	\$ 11,920.72	1.12%	\$ 1,783.50	\$ 1,879.95
MGS-S Customer 9892	\$ 3,059.25	\$ 3,188.50	4.22%	\$ 8,690.16	\$ 8,819.41	1.49%	\$ 1,578.07	\$ 1,645.93
MGS-S Customer 9893	\$ 24,915.25	\$ 25,145.12	0.92%	\$ 80,502.24	\$ 80,732.11	0.29%	\$ 8,680.62	\$ 8,911.64
MGS-S Customer 9894	\$ 5,683.94	\$ 5,825.72	2.49%	\$ 14,303.99	\$ 14,445.77	0.99%	\$ 2,458.52	\$ 2,538.08
MGS-S Customer 9895	\$ 8,693.32	\$ 8,848.54	1.79%	\$ 24,173.76	\$ 24,328.98	0.64%	\$ 3,418.37	\$ 3,543.65
MGS-S Customer 9896	\$ 5,488.53	\$ 5,602.01	2.07%	\$ 19,119.73	\$ 19,233.21	0.59%	\$ 2,215.08	\$ 2,293.11
MGS-S Customer 9897	\$ 8,845.08	\$ 8,973.34	1.45%	\$ 28,123.65	\$ 28,251.91	0.46%	\$ 3,281.32	\$ 3,433.98
MGS-S Customer 9898	\$ 6,817.40	\$ 6,937.31	1.76%	\$ 19,543.52	\$ 19,663.43	0.61%	\$ 2,670.79	\$ 2,763.90
MGS-S Customer 9899	\$ 4,013.19	\$ 4,147.06	3.34%	\$ 9,634.96	\$ 9,768.83	1.39%	\$ 1,903.57	\$ 1,978.56
MGS-S Customer 9900	\$ 6,912.94	\$ 7,059.85	2.13%	\$ 18,595.26	\$ 18,742.17	0.79%	\$ 2,834.19	\$ 2,950.88
MGS-S Customer 9901	\$ 5,522.94	\$ 5,636.43	2.05%	\$ 20,951.28	\$ 21,064.77	0.54%	\$ 2,215.31	\$ 2,292.05
MGS-S Customer 9902	\$ 1,127.70	\$ 1,221.35	8.30%	\$ 2,618.61	\$ 2,712.26	3.58%	\$ 814.05	\$ 858.60
MGS-S Customer 9903	\$ 3,804.79	\$ 3,910.73	2.78%	\$ 11,162.23	\$ 11,268.17	0.95%	\$ 1,683.54	\$ 1,750.97
MGS-S Customer 9904	\$ 5,866.17	\$ 6,008.14	2.42%	\$ 16,997.74	\$ 17,139.71	0.84%	\$ 2,483.40	\$ 2,589.20
MGS-S Customer 9905	\$ 9,394.18	\$ 9,550.70	1.67%	\$ 44,832.26	\$ 44,988.78	0.35%	\$ 3,513.06	\$ 3,647.56
MGS-S Customer 9906	\$ 2,820.67	\$ 2,949.02	4.55%	\$ 7,181.43	\$ 7,309.78	1.79%	\$ 1,511.07	\$ 1,570.27
MGS-S Customer 9907	\$ 7,066.61	\$ 7,213.33	2.08%	\$ 29,512.45	\$ 29,659.17	0.50%	\$ 2,817.44	\$ 2,926.33
MGS-S Customer 9908	\$ 3,006.14	\$ 3,109.02	3.42%	\$ 5,644.95	\$ 5,747.83	1.82%	\$ 1,458.68	\$ 1,502.04
MGS-S Customer 9909	\$ 10,606.46	\$ 10,771.01	1.55%	\$ 17,868.37	\$ 18,032.92	0.92%	\$ 4,096.07	\$ 4,277.90
MGS-S Customer 9910	\$ 6,578.80	\$ 6,724.00	2.21%	\$ 21,920.07	\$ 22,065.27	0.66%	\$ 2,706.33	\$ 2,805.18
MGS-S Customer 9911	\$ 11,841.41	\$ 12,011.89	1.44%	\$ 25,690.17	\$ 25,860.65	0.66%	\$ 4,497.95	\$ 4,654.31
MGS-S Customer 9912	\$ 6,342.85	\$ 6,459.82	1.84%	\$ 23,831.93	\$ 23,948.90	0.49%	\$ 2,468.48	\$ 2,566.58
MGS-S Customer 9913	\$ 7,164.35	\$ 7,312.98	2.07%	\$ 18,119.95	\$ 18,268.58	0.82%	\$ 2,943.52	\$ 3,038.60
MGS-S Customer 9914	\$ 4,687.64	\$ 4,824.82	2.93%	\$ 10,745.56	\$ 10,882.74	1.28%	\$ 2,135.00	\$ 2,209.37
MGS-S Customer 9915	\$ 7,487.68	\$ 7,636.96	1.99%	\$ 24,982.48	\$ 25,131.76	0.60%	\$ 2,996.81	\$ 3,107.98
MGS-S Customer 9916	\$ 6,743.95	\$ 6,889.75	2.16%	\$ 24,358.04	\$ 24,503.84	0.60%	\$ 2,747.74	\$ 2,846.35
MGS-S Customer 9917	\$ 7,578.05	\$ 7,727.49	1.97%	\$ 26,783.60	\$ 26,933.04	0.56%	\$ 3,011.24	\$ 3,128.56

Internal Use

Customer	Delivery 1/24 Prices	Delivery 8/24 Prices	Delivery % Difference	Bundled 1/24 Prices	Bundled 8/24 Prices	Bundled % Difference	Distribution 8/24 Prices	Distribution 1/25 Prices
MGS-S Customer 9918	\$ 18,942.05	\$ 19,143.15	1.06%	\$ 65,122.85	\$ 65,323.95	0.31%	\$ 6,672.47	\$ 6,906.05
MGS-S Customer 9919	\$ 41,600.56	\$ 41,961.71	0.87%	\$ 146,083.26	\$ 146,444.41	0.25%	\$ 14,350.52	\$ 14,781.27
MGS-S Customer 9920	\$ 45,162.55	\$ 45,545.92	0.85%	\$ 170,249.27	\$ 170,632.64	0.23%	\$ 15,480.76	\$ 15,918.16
MGS-S Customer 9921	\$ 25,015.85	\$ 25,255.91	0.96%	\$ 90,022.74	\$ 90,262.80	0.27%	\$ 8,599.65	\$ 9,012.46
MGS-S Customer 9922	\$ 9,257.09	\$ 9,452.45	2.11%	\$ 33,864.91	\$ 34,060.27	0.58%	\$ 3,831.35	\$ 3,919.74
MGS-S Customer 9923	\$ 4,226.78	\$ 4,372.97	3.46%	\$ 10,739.81	\$ 10,886.00	1.36%	\$ 2,045.17	\$ 2,124.02
MGS-S Customer 9924	\$ 22,000.38	\$ 22,215.76	0.98%	\$ 67,065.97	\$ 67,281.35	0.32%	\$ 7,696.29	\$ 7,987.68
MGS-S Customer 9925	\$ 9,067.15	\$ 9,223.99	1.73%	\$ 27,443.38	\$ 27,600.22	0.57%	\$ 3,529.78	\$ 3,652.27
MGS-S Customer 9926	\$ 6,189.66	\$ 6,306.99	1.90%	\$ 15,906.30	\$ 16,023.63	0.74%	\$ 2,484.71	\$ 2,564.49
MGS-S Customer 9927	\$ 13,226.85	\$ 13,401.84	1.32%	\$ 42,213.26	\$ 42,388.25	0.41%	\$ 4,834.61	\$ 5,038.08
MGS-S Customer 9928	\$ 3,545.88	\$ 3,677.99	3.73%	\$ 7,677.65	\$ 7,809.76	1.72%	\$ 1,770.60	\$ 1,821.81
MGS-S Customer 9929	\$ 50,199.64	\$ 50,790.84	1.18%	\$ 94,625.35	\$ 95,216.55	0.62%	\$ 19,089.61	\$ 19,353.78
MGS-S Customer 9930	\$ 3,704.41	\$ 3,809.97	2.85%	\$ 11,991.50	\$ 12,097.06	0.88%	\$ 1,651.46	\$ 1,706.98
MGS-S Customer 9931	\$ 4,079.61	\$ 4,187.68	2.65%	\$ 7,836.60	\$ 7,944.67	1.38%	\$ 1,821.96	\$ 1,866.98
MGS-S Customer 9932	\$ 15,215.96	\$ 15,401.44	1.22%	\$ 40,765.32	\$ 40,950.80	0.45%	\$ 5,560.78	\$ 5,749.43
MGS-S Customer 9933	\$ 5,566.76	\$ 5,707.57	2.53%	\$ 16,246.76	\$ 16,387.57	0.87%	\$ 2,395.58	\$ 2,484.95
MGS-S Customer 9934	\$ 21,054.41	\$ 21,264.87	1.00%	\$ 56,430.44	\$ 56,640.90	0.37%	\$ 7,383.50	\$ 7,742.65
MGS-S Customer 9935	\$ 21,049.84	\$ 21,262.78	1.01%	\$ 81,243.94	\$ 81,456.88	0.26%	\$ 7,427.61	\$ 7,504.42
MGS-S Customer 9936	\$ 4,112.96	\$ 4,220.43	2.61%	\$ 12,094.39	\$ 12,201.86	0.89%	\$ 1,789.14	\$ 1,852.64
MGS-S Customer 9937	\$ 5,876.68	\$ 6,017.82	2.40%	\$ 18,198.87	\$ 18,340.01	0.78%	\$ 2,444.90	\$ 2,593.70
MGS-S Customer 9938	\$ 4,662.03	\$ 4,798.95	2.94%	\$ 7,964.82	\$ 8,101.74	1.72%	\$ 2,127.53	\$ 2,224.97
MGS-S Customer 9939	\$ 5,199.05	\$ 5,311.07	2.15%	\$ 19,224.00	\$ 19,336.02	0.58%	\$ 2,112.63	\$ 2,189.65
MGS-S Customer 9940	\$ 6,418.64	\$ 6,536.12	1.83%	\$ 24,035.58	\$ 24,153.06	0.49%	\$ 2,499.83	\$ 2,590.34
MGS-S Customer 9941	\$ 3,007.46	\$ 3,109.99	3.41%	\$ 7,398.73	\$ 7,501.26	1.39%	\$ 1,438.84	\$ 1,492.27
MGS-S Customer 9942	\$ 5,818.60	\$ 5,960.28	2.43%	\$ 20,311.80	\$ 20,453.48	0.70%	\$ 2,455.96	\$ 2,545.35
MGS-S Customer 9943	\$ 5,139.42	\$ 5,278.26	2.70%	\$ 13,460.10	\$ 13,598.94	1.03%	\$ 2,259.74	\$ 2,354.53
MGS-S Customer 9944	\$ 8,643.97	\$ 8,799.15	1.80%	\$ 23,690.32	\$ 23,845.50	0.66%	\$ 3,411.00	\$ 3,527.76
MGS-S Customer 9945	\$ 4,351.37	\$ 4,460.23	2.50%	\$ 6,852.83	\$ 6,961.69	1.59%	\$ 1,894.66	\$ 1,978.57
MGS-S Customer 9946	\$ 3,743.96	\$ 3,876.56	3.54%	\$ 10,053.14	\$ 10,185.74	1.32%	\$ 1,811.45	\$ 1,878.57
MGS-S Customer 9947	\$ 4,242.31	\$ 4,377.38	3.18%	\$ 10,967.07	\$ 11,102.14	1.23%	\$ 1,983.15	\$ 2,048.08
MGS-S Customer 9948	\$ 15,741.90	\$ 15,927.56	1.18%	\$ 61,630.19	\$ 61,815.85	0.30%	\$ 5,583.00	\$ 5,792.45
MGS-S Customer 9949	\$ 37,502.46	\$ 37,847.34	0.92%	\$ 105,772.72	\$ 106,117.60	0.33%	\$ 13,201.75	\$ 13,611.29
MGS-S Customer 9950	\$ 4,502.86	\$ 4,638.59	3.01%	\$ 12,075.57	\$ 12,211.30	1.12%	\$ 2,043.21	\$ 2,139.20
MGS-S Customer 9951	\$ 30,002.87	\$ 30,253.21	0.83%	\$ 119,530.74	\$ 119,781.08	0.21%	\$ 10,145.56	\$ 10,453.38
MGS-S Customer 9952	\$ 4,270.79	\$ 4,405.60	3.16%	\$ 11,099.19	\$ 11,234.00	1.21%	\$ 1,974.75	\$ 2,062.07
MGS-S Customer 9953	\$ 2,488.51	\$ 2,588.55	4.02%	\$ 6,843.56	\$ 6,943.60	1.46%	\$ 1,263.19	\$ 1,311.29
MGS-S Customer 9954	\$ 4,646.47	\$ 4,783.30	2.94%	\$ 10,729.87	\$ 10,866.70	1.28%	\$ 2,114.27	\$ 2,196.63
MGS-S Customer 9955	\$ 9,074.14	\$ 9,231.13	1.73%	\$ 28,939.22	\$ 29,096.21	0.54%	\$ 3,533.53	\$ 3,640.89
MGS-S Customer 9956	\$ 7,599.77	\$ 7,749.34	1.97%	\$ 27,221.13	\$ 27,370.70	0.55%	\$ 3,018.53	\$ 3,132.41
MGS-S Customer 9957	\$ 9,116.70	\$ 9,271.62	1.70%	\$ 32,892.68	\$ 33,047.60	0.47%	\$ 3,437.17	\$ 3,650.95

Internal Use

Customer	Delivery 1/24 Prices	Delivery 8/24 Prices	Delivery % Difference	Bundled 1/24 Prices	Bundled 8/24 Prices	Bundled % Difference	Distribution 8/24 Prices	Distribution 1/25 Prices
MGS-S Customer 9958	\$ 6,728.06	\$ 6,873.43	2.16%	\$ 22,130.80	\$ 22,276.17	0.66%	\$ 2,732.76	\$ 2,863.40
MGS-S Customer 9959	\$ 8,220.19	\$ 8,373.40	1.86%	\$ 18,987.37	\$ 19,140.58	0.81%	\$ 3,281.23	\$ 3,414.58
MGS-S Customer 9960	\$ 11,586.29	\$ 11,727.58	1.22%	\$ 40,572.70	\$ 40,713.99	0.35%	\$ 4,181.28	\$ 4,311.66
MGS-S Customer 9961	\$ 5,437.21	\$ 5,550.33	2.08%	\$ 19,928.70	\$ 20,041.82	0.57%	\$ 2,190.45	\$ 2,269.41
MGS-S Customer 9962	\$ 2,525.52	\$ 2,652.39	5.02%	\$ 7,110.35	\$ 7,237.22	1.78%	\$ 1,407.21	\$ 1,466.22
MGS-S Customer 9963	\$ 19,847.18	\$ 20,051.80	1.03%	\$ 72,408.47	\$ 72,613.09	0.28%	\$ 6,926.48	\$ 7,179.08
MGS-S Customer 9964	\$ 4,092.34	\$ 4,226.11	3.27%	\$ 14,079.90	\$ 14,213.67	0.95%	\$ 1,897.99	\$ 1,975.71
MGS-S Customer 9965	\$ 12,714.16	\$ 12,860.85	1.15%	\$ 40,256.96	\$ 40,403.65	0.36%	\$ 4,567.38	\$ 4,717.52
MGS-S Customer 9966	\$ 6,596.35	\$ 6,741.57	2.20%	\$ 25,107.06	\$ 25,252.28	0.58%	\$ 2,701.27	\$ 2,785.73
MGS-S Customer 9967	\$ 20,886.44	\$ 21,095.86	1.00%	\$ 77,561.22	\$ 77,770.64	0.27%	\$ 7,260.38	\$ 7,509.93
MGS-S Customer 9968	\$ 7,993.19	\$ 8,145.14	1.90%	\$ 23,906.92	\$ 24,058.87	0.64%	\$ 3,183.34	\$ 3,294.61
MGS-S Customer 9969	\$ 6,001.25	\$ 6,116.83	1.93%	\$ 22,095.52	\$ 22,211.10	0.52%	\$ 2,367.05	\$ 2,455.93
MGS-S Customer 9970	\$ 10,024.75	\$ 10,158.05	1.33%	\$ 42,219.68	\$ 42,352.98	0.32%	\$ 3,621.21	\$ 3,745.85
MGS-S Customer 9971	\$ 8,180.17	\$ 8,332.87	1.87%	\$ 24,771.37	\$ 24,924.07	0.62%	\$ 3,238.28	\$ 3,356.12
MGS-S Customer 9972	\$ 5,531.08	\$ 5,671.62	2.54%	\$ 15,464.36	\$ 15,604.90	0.91%	\$ 2,380.94	\$ 2,479.93
MGS-S Customer 9973	\$ 9,201.56	\$ 9,359.28	1.71%	\$ 22,195.62	\$ 22,353.34	0.71%	\$ 3,599.76	\$ 3,741.07
MGS-S Customer 9974	\$ 7,924.09	\$ 8,083.36	2.01%	\$ 33,743.11	\$ 33,902.38	0.47%	\$ 3,177.60	\$ 3,243.65
MGS-S Customer 9975	\$ 592.57	\$ 683.89	15.41%	\$ 627.76	\$ 719.08	14.55%	\$ 647.23	\$ 680.85
MGS-S Customer 9976	\$ 5,166.37	\$ 5,305.40	2.69%	\$ 14,929.06	\$ 15,068.09	0.93%	\$ 2,267.66	\$ 2,351.26
MGS-S Customer 9977	\$ 18,808.77	\$ 19,008.94	1.06%	\$ 60,647.55	\$ 60,847.72	0.33%	\$ 6,624.37	\$ 6,899.88
MGS-S Customer 9978	\$ 22,030.16	\$ 22,242.98	0.97%	\$ 97,736.69	\$ 97,949.51	0.22%	\$ 7,507.13	\$ 7,776.32
MGS-S Customer 9979	\$ 3,575.95	\$ 3,681.63	2.96%	\$ 7,722.92	\$ 7,828.60	1.37%	\$ 1,651.37	\$ 1,687.54
MGS-S Customer 9980	\$ 5,214.55	\$ 5,327.15	2.16%	\$ 18,573.80	\$ 18,686.40	0.61%	\$ 2,142.30	\$ 2,194.35
MGS-S Customer 9981	\$ 3,292.84	\$ 3,422.81	3.95%	\$ 12,056.86	\$ 12,186.83	1.08%	\$ 1,631.25	\$ 1,706.38
MGS-S Customer 9982	\$ 3,962.02	\$ 4,068.43	2.69%	\$ 13,526.00	\$ 13,632.41	0.79%	\$ 1,718.77	\$ 1,790.93
MGS-S Customer 9983	\$ 613.74	\$ 705.16	14.90%	\$ 683.78	\$ 775.20	13.37%	\$ 653.98	\$ 688.05
MGS-S Customer 9984	\$ 3,744.72	\$ 3,850.73	2.83%	\$ 8,669.26	\$ 8,775.27	1.22%	\$ 1,685.12	\$ 1,745.91
MGS-S Customer 9985	\$ 15,884.06	\$ 16,072.55	1.19%	\$ 42,457.22	\$ 42,645.71	0.44%	\$ 5,775.94	\$ 5,976.62
MGS-S Customer 9986	\$ 4,456.79	\$ 4,592.42	3.04%	\$ 12,999.14	\$ 13,134.77	1.04%	\$ 2,030.62	\$ 2,113.52
MGS-S Customer 9987	\$ 12,192.05	\$ 12,362.80	1.40%	\$ 31,031.84	\$ 31,202.59	0.55%	\$ 4,541.87	\$ 4,752.33
MGS-S Customer 9988	\$ 7,474.91	\$ 7,654.32	2.40%	\$ 12,667.05	\$ 12,846.46	1.42%	\$ 3,247.12	\$ 3,399.02
MGS-S Customer 9989	\$ 4,914.48	\$ 5,051.45	2.79%	\$ 21,674.67	\$ 21,811.64	0.63%	\$ 2,126.29	\$ 2,215.54
MGS-S Customer 9990	\$ 3,516.52	\$ 3,647.80	3.73%	\$ 8,704.78	\$ 8,836.06	1.51%	\$ 1,727.52	\$ 1,811.14
MGS-S Customer 9991	\$ 7,075.16	\$ 7,223.24	2.09%	\$ 18,094.75	\$ 18,242.83	0.82%	\$ 2,908.11	\$ 3,008.30
MGS-S Customer 9992	\$ 3,508.78	\$ 3,639.97	3.74%	\$ 10,096.77	\$ 10,227.96	1.30%	\$ 1,718.84	\$ 1,797.47
MGS-S Customer 9993	\$ 7,650.99	\$ 7,800.78	1.96%	\$ 27,405.69	\$ 27,555.48	0.55%	\$ 3,034.29	\$ 3,149.53
MGS-S Customer 9994	\$ 8,264.52	\$ 8,390.47	1.52%	\$ 27,590.62	\$ 27,716.57	0.46%	\$ 3,104.95	\$ 3,225.19
MGS-S Customer 9995	\$ 4,399.43	\$ 4,534.80	3.08%	\$ 11,734.81	\$ 11,870.18	1.15%	\$ 2,014.71	\$ 2,103.41
MGS-S Customer 9996	\$ 5,875.20	\$ 5,990.69	1.97%	\$ 17,211.07	\$ 17,326.56	0.67%	\$ 2,359.41	\$ 2,445.21
MGS-S Customer 9997	\$ 3,587.79	\$ 3,719.78	3.68%	\$ 8,103.49	\$ 8,235.48	1.63%	\$ 1,769.54	\$ 1,837.18

Customer	Delivery 1/24 Prices	Delivery 8/24 Prices	Delivery % Difference	Bundled 1/24 Prices	Bundled 8/24 Prices	Bundled % Difference	Distribution 8/24 Prices	Distribution 1/25 Prices
MGS-S Customer 9998	\$ 21,181.25	\$ 21,392.74	1.00%	\$ 69,345.67	\$ 69,557.16	0.30%	\$ 7,411.57	\$ 7,675.60
MGS-S Customer 9999	\$ 6,804.26	\$ 6,950.68	2.15%	\$ 17,896.98	\$ 18,043.40	0.82%	\$ 2,799.67	\$ 2,917.62
MGS-S Customer 10000	\$ 621.81	\$ 713.26	14.71%	\$ 690.37	\$ 781.82	13.25%	\$ 656.65	\$ 690.89
MGS-S Customer 10001	\$ 7,794.68	\$ 7,918.68	1.59%	\$ 20,930.43	\$ 21,054.43	0.59%	\$ 2,975.33	\$ 3,108.84
MGS-S Customer 10002	\$ 18,433.95	\$ 18,632.39	1.08%	\$ 63,325.86	\$ 63,524.30	0.31%	\$ 6,493.71	\$ 6,742.05
MGS-S Customer 10003	\$ 5,400.03	\$ 5,513.42	2.10%	\$ 11,197.77	\$ 11,311.16	1.01%	\$ 2,220.28	\$ 2,323.24
MGS-S Customer 10004	\$ 7,115.21	\$ 7,262.43	2.07%	\$ 27,097.98	\$ 27,245.20	0.54%	\$ 2,851.68	\$ 2,960.65
MGS-S Customer 10005	\$ 8,940.66	\$ 9,096.76	1.75%	\$ 30,440.51	\$ 30,596.61	0.51%	\$ 3,472.72	\$ 3,583.80
MGS-S Customer 10006	\$ 9,167.78	\$ 9,324.46	1.71%	\$ 31,478.79	\$ 31,635.47	0.50%	\$ 3,525.36	\$ 3,662.50
MGS-S Customer 10007	\$ 2,338.82	\$ 2,438.25	4.25%	\$ 5,989.20	\$ 6,088.63	1.66%	\$ 1,218.73	\$ 1,263.65
MGS-S Customer 10008	\$ 11,285.18	\$ 11,451.35	1.47%	\$ 41,578.76	\$ 41,744.93	0.40%	\$ 4,194.39	\$ 4,343.27
MGS-S Customer 10009	\$ 7,391.98	\$ 7,541.09	2.02%	\$ 23,814.07	\$ 23,963.18	0.63%	\$ 2,979.99	\$ 3,079.95
MGS-S Customer 10010	\$ 32,835.31	\$ 33,099.45	0.80%	\$ 110,648.87	\$ 110,913.01	0.24%	\$ 11,146.87	\$ 11,536.92
MGS-S Customer 10011	\$ 6,206.41	\$ 6,350.73	2.33%	\$ 13,971.88	\$ 14,116.20	1.03%	\$ 2,639.85	\$ 2,727.08
MGS-S Customer 10012	\$ 3,387.25	\$ 3,517.68	3.85%	\$ 12,063.75	\$ 12,194.18	1.08%	\$ 1,663.84	\$ 1,739.98
MGS-S Customer 10013	\$ 6,719.47	\$ 6,865.54	2.17%	\$ 20,879.02	\$ 21,025.09	0.70%	\$ 2,765.68	\$ 2,861.76
MGS-S Customer 10014	\$ 7,374.14	\$ 7,522.26	2.01%	\$ 30,126.44	\$ 30,274.56	0.49%	\$ 2,917.61	\$ 3,032.07
MGS-S Customer 10015	\$ 8,726.39	\$ 8,881.72	1.78%	\$ 26,030.48	\$ 26,185.81	0.60%	\$ 3,422.38	\$ 3,540.72
MGS-S Customer 10016	\$ 15,155.95	\$ 15,340.42	1.22%	\$ 52,346.49	\$ 52,530.96	0.35%	\$ 5,478.17	\$ 5,640.53
MGS-S Customer 10017	\$ 16,226.54	\$ 16,415.77	1.17%	\$ 51,986.50	\$ 52,175.73	0.36%	\$ 5,829.16	\$ 6,030.59
MGS-S Customer 10018	\$ 4,097.48	\$ 4,231.51	3.27%	\$ 11,110.53	\$ 11,244.56	1.21%	\$ 1,918.03	\$ 1,999.32
MGS-S Customer 10019	\$ 3,690.15	\$ 3,795.54	2.86%	\$ 11,712.83	\$ 11,818.22	0.90%	\$ 1,642.84	\$ 1,705.43
MGS-S Customer 10020	\$ 2,910.08	\$ 3,012.08	3.51%	\$ 7,665.62	\$ 7,767.62	1.33%	\$ 1,402.31	\$ 1,455.94
MGS-S Customer 10021	\$ 7,442.18	\$ 7,591.21	2.00%	\$ 25,814.06	\$ 25,963.09	0.58%	\$ 2,977.66	\$ 3,085.20
MGS-S Customer 10022	\$ 1,999.54	\$ 2,097.03	4.88%	\$ 7,684.96	\$ 7,782.45	1.27%	\$ 1,084.33	\$ 1,132.14
MGS-S Customer 10023	\$ 30,045.69	\$ 30,297.30	0.84%	\$ 90,157.52	\$ 90,409.13	0.28%	\$ 10,283.81	\$ 10,699.83
MGS-S Customer 10024	\$ 5,623.97	\$ 5,765.31	2.51%	\$ 11,858.20	\$ 11,999.54	1.19%	\$ 2,437.30	\$ 2,538.92
MGS-S Customer 10025	\$ 4,274.51	\$ 4,409.63	3.16%	\$ 7,952.54	\$ 8,087.66	1.70%	\$ 1,997.32	\$ 2,085.94
MGS-S Customer 10026	\$ 3,857.47	\$ 3,963.96	2.76%	\$ 9,514.32	\$ 9,620.81	1.12%	\$ 1,718.83	\$ 1,779.92
MGS-S Customer 10027	\$ 2,952.80	\$ 3,081.69	4.37%	\$ 7,540.37	\$ 7,669.26	1.71%	\$ 1,551.35	\$ 1,615.60
MGS-S Customer 10028	\$ 5,742.57	\$ 5,884.77	2.48%	\$ 13,921.79	\$ 14,063.99	1.02%	\$ 2,485.67	\$ 2,560.53
MGS-S Customer 10029	\$ 10,993.61	\$ 11,158.91	1.50%	\$ 32,274.08	\$ 32,439.38	0.51%	\$ 4,141.85	\$ 4,310.07
MGS-S Customer 10030	\$ 14,061.20	\$ 14,239.35	1.27%	\$ 44,171.96	\$ 44,350.11	0.40%	\$ 5,078.15	\$ 5,330.11
MGS-S Customer 10031	\$ 10,741.04	\$ 10,904.42	1.52%	\$ 43,602.47	\$ 43,765.85	0.37%	\$ 3,994.92	\$ 4,134.20
MGS-S Customer 10032	\$ 1,955.11	\$ 2,052.40	4.98%	\$ 4,954.42	\$ 5,051.71	1.96%	\$ 1,076.99	\$ 1,138.75
MGS-S Customer 10033	\$ 6,460.47	\$ 6,605.35	2.24%	\$ 18,956.34	\$ 19,101.22	0.76%	\$ 2,684.46	\$ 2,784.53
MGS-S Customer 10034	\$ 11,757.99	\$ 11,969.68	1.80%	\$ 16,200.56	\$ 16,412.25	1.31%	\$ 4,831.38	\$ 4,954.44
MGS-S Customer 10035	\$ 28,735.84	\$ 28,979.60	0.85%	\$ 93,674.17	\$ 93,917.93	0.26%	\$ 9,757.57	\$ 10,221.49
MGS-S Customer 10036	\$ 14,409.66	\$ 14,590.49	1.25%	\$ 40,393.22	\$ 40,574.05	0.45%	\$ 5,251.45	\$ 5,473.86
MGS-S Customer 10037	\$ 6,445.67	\$ 6,590.40	2.25%	\$ 19,006.79	\$ 19,151.52	0.76%	\$ 2,675.59	\$ 2,779.83

Customer	Delivery 1/24 Prices	Delivery 8/24 Prices	Delivery % Difference	Bundled 1/24 Prices	Bundled 8/24 Prices	Bundled % Difference	Distribution 8/24 Prices	Distribution 1/25 Prices
MGS-S Customer 10038	\$ 2,695.90	\$ 2,796.78	3.74%	\$ 7,487.32	\$ 7,588.20	1.35%	\$ 1,325.22	\$ 1,382.06
MGS-S Customer 10039	\$ 3,458.29	\$ 3,562.63	3.02%	\$ 10,260.29	\$ 10,364.63	1.02%	\$ 1,570.07	\$ 1,633.88
MGS-S Customer 10040	\$ 4,514.66	\$ 4,650.54	3.01%	\$ 11,662.99	\$ 11,798.87	1.17%	\$ 2,052.49	\$ 2,145.70
MGS-S Customer 10041	\$ 3,504.21	\$ 3,635.97	3.76%	\$ 9,180.83	\$ 9,312.59	1.44%	\$ 1,713.13	\$ 1,812.59
MGS-S Customer 10042	\$ 6,334.09	\$ 6,451.43	1.85%	\$ 21,563.27	\$ 21,680.61	0.54%	\$ 2,489.09	\$ 2,577.44
MGS-S Customer 10043	\$ 2,155.82	\$ 2,280.84	5.80%	\$ 6,130.60	\$ 6,255.62	2.04%	\$ 1,280.17	\$ 1,343.10
MGS-S Customer 10044	\$ 55,380.80	\$ 55,852.27	0.85%	\$ 179,900.77	\$ 180,372.24	0.26%	\$ 19,255.30	\$ 19,731.89
MGS-S Customer 10045	\$ 5,382.72	\$ 5,522.75	2.60%	\$ 14,916.88	\$ 15,056.91	0.94%	\$ 2,340.43	\$ 2,429.03
MGS-S Customer 10046	\$ 2,367.49	\$ 2,493.56	5.33%	\$ 5,860.87	\$ 5,986.94	2.15%	\$ 1,354.80	\$ 1,420.57
MGS-S Customer 10047	\$ 13,051.92	\$ 13,226.36	1.34%	\$ 48,053.17	\$ 48,227.61	0.36%	\$ 4,772.50	\$ 4,923.46
MGS-S Customer 10048	\$ 6,134.93	\$ 6,277.80	2.33%	\$ 20,086.30	\$ 20,229.17	0.71%	\$ 2,550.52	\$ 2,664.20
MGS-S Customer 10049	\$ 6,438.21	\$ 6,583.13	2.25%	\$ 21,521.01	\$ 21,665.93	0.67%	\$ 2,676.93	\$ 2,753.39
MGS-S Customer 10050	\$ 13,997.25	\$ 14,176.51	1.28%	\$ 32,928.45	\$ 33,107.71	0.54%	\$ 5,147.79	\$ 5,383.56
MGS-S Customer 10051	\$ 4,134.94	\$ 4,242.45	2.60%	\$ 9,523.61	\$ 9,631.12	1.13%	\$ 1,800.19	\$ 1,882.73
MGS-S Customer 10052	\$ 4,867.31	\$ 5,004.68	2.82%	\$ 15,096.19	\$ 15,233.56	0.91%	\$ 2,155.08	\$ 2,245.70
MGS-S Customer 10053	\$ 4,255.79	\$ 4,390.39	3.16%	\$ 13,455.61	\$ 13,590.21	1.00%	\$ 1,957.83	\$ 2,038.68
MGS-S Customer 10054	\$ 8,261.96	\$ 8,414.85	1.85%	\$ 28,244.16	\$ 28,397.05	0.54%	\$ 3,248.40	\$ 3,358.91
MGS-S Customer 10055	\$ 2,068.30	\$ 2,192.93	6.03%	\$ 5,635.95	\$ 5,760.58	2.21%	\$ 1,252.89	\$ 1,315.55
MGS-S Customer 10056	\$ 5,638.45	\$ 5,779.59	2.50%	\$ 14,474.23	\$ 14,615.37	0.98%	\$ 2,423.95	\$ 2,525.51
MGS-S Customer 10057	\$ 7,632.23	\$ 7,756.17	1.62%	\$ 10,726.49	\$ 10,850.43	1.16%	\$ 2,978.12	\$ 3,126.83
MGS-S Customer 10058	\$ 3,671.23	\$ 3,776.78	2.88%	\$ 10,153.86	\$ 10,259.41	1.04%	\$ 1,651.38	\$ 1,708.62
MGS-S Customer 10059	\$ 71,907.35	\$ 72,623.42	1.00%	\$ 139,345.77	\$ 140,061.84	0.51%	\$ 26,337.60	\$ 26,981.01
MGS-S Customer 10060	\$ 7,827.24	\$ 7,978.71	1.94%	\$ 15,679.55	\$ 15,831.02	0.97%	\$ 3,161.68	\$ 3,299.91
MGS-S Customer 10061	\$ 8,256.44	\$ 8,408.71	1.84%	\$ 31,373.81	\$ 31,526.08	0.49%	\$ 3,212.50	\$ 3,338.04
MGS-S Customer 10062	\$ 5,066.68	\$ 5,205.48	2.74%	\$ 11,300.91	\$ 11,439.71	1.23%	\$ 2,254.45	\$ 2,342.63
MGS-S Customer 10063	\$ 13,607.35	\$ 13,773.87	1.22%	\$ 133,436.04	\$ 133,602.56	0.12%	\$ 4,272.60	\$ 4,541.08
MGS-S Customer 10064	\$ 3,923.33	\$ 4,056.68	3.40%	\$ 10,383.68	\$ 10,517.03	1.28%	\$ 1,867.25	\$ 1,941.22
MGS-S Customer 10065	\$ 2,947.18	\$ 3,049.14	3.46%	\$ 12,901.83	\$ 13,003.79	0.79%	\$ 1,391.71	\$ 1,428.34
MGS-S Customer 10066	\$ 19,963.34	\$ 20,169.76	1.03%	\$ 72,999.96	\$ 73,206.38	0.28%	\$ 6,901.66	\$ 7,260.07
MGS-S Customer 10067	\$ 48,827.20	\$ 49,218.43	0.80%	\$ 217,818.59	\$ 218,209.82	0.18%	\$ 16,419.27	\$ 16,830.64
MGS-S Customer 10068	\$ 4,497.86	\$ 4,633.79	3.02%	\$ 13,086.15	\$ 13,222.08	1.04%	\$ 2,048.59	\$ 2,126.34
MGS-S Customer 10069	\$ 6,204.63	\$ 6,348.19	2.31%	\$ 16,205.90	\$ 16,349.46	0.89%	\$ 2,600.24	\$ 2,717.01
MGS-S Customer 10070	\$ 6,724.76	\$ 6,843.36	1.76%	\$ 21,806.19	\$ 21,924.79	0.54%	\$ 2,595.44	\$ 2,722.38
MGS-S Customer 10071	\$ 38,010.48	\$ 38,297.66	0.76%	\$ 118,836.03	\$ 119,123.21	0.24%	\$ 12,817.08	\$ 13,340.12
MGS-S Customer 10072	\$ 8,529.20	\$ 8,682.81	1.80%	\$ 32,003.53	\$ 32,157.14	0.48%	\$ 3,305.67	\$ 3,429.88
MGS-S Customer 10073	\$ 4,072.98	\$ 4,206.96	3.29%	\$ 11,986.65	\$ 12,120.63	1.12%	\$ 1,910.33	\$ 1,982.46
MGS-S Customer 10074	\$ 3,119.29	\$ 3,222.99	3.32%	\$ 5,622.12	\$ 5,725.82	1.84%	\$ 1,509.82	\$ 1,539.26
MGS-S Customer 10075	\$ 1,522.66	\$ 1,618.03	6.26%	\$ 3,893.17	\$ 3,988.54	2.45%	\$ 938.49	\$ 991.18
MGS-S Customer 10076	\$ 4,128.05	\$ 4,262.33	3.25%	\$ 11,719.73	\$ 11,854.01	1.15%	\$ 1,931.27	\$ 2,003.98
MGS-S Customer 10077	\$ 4,549.19	\$ 4,658.33	2.40%	\$ 16,145.12	\$ 16,254.26	0.68%	\$ 1,908.88	\$ 1,980.09

Internal Use

Customer	Delivery 1/24 Prices	Delivery 8/24 Prices	Delivery % Difference	Bundled 1/24 Prices	Bundled 8/24 Prices	Bundled % Difference	Distribution 8/24 Prices	Distribution 1/25 Prices
MGS-S Customer 10078	\$ 12,396.97	\$ 12,568.01	1.38%	\$ 47,096.56	\$ 47,267.60	0.36%	\$ 4,539.72	\$ 4,700.43
MGS-S Customer 10079	\$ 22,499.67	\$ 22,718.70	0.97%	\$ 64,969.19	\$ 65,188.22	0.34%	\$ 7,927.95	\$ 8,168.29
MGS-S Customer 10080	\$ 3,133.91	\$ 3,263.48	4.13%	\$ 9,505.71	\$ 9,635.28	1.36%	\$ 1,599.72	\$ 1,666.32
MGS-S Customer 10081	\$ 3,888.55	\$ 4,021.84	3.43%	\$ 10,049.65	\$ 10,182.94	1.33%	\$ 1,860.87	\$ 1,930.28
MGS-S Customer 10082	\$ 1,891.34	\$ 1,988.43	5.13%	\$ 6,647.57	\$ 6,744.66	1.46%	\$ 1,055.04	\$ 1,100.71
MGS-S Customer 10083	\$ 4,126.06	\$ 4,233.47	2.60%	\$ 10,860.76	\$ 10,968.17	0.99%	\$ 1,790.94	\$ 1,869.20
MGS-S Customer 10084	\$ 4,196.08	\$ 4,303.93	2.57%	\$ 11,856.32	\$ 11,964.17	0.91%	\$ 1,816.98	\$ 1,884.66
MGS-S Customer 10085	\$ 3,221.54	\$ 3,324.90	3.21%	\$ 8,691.46	\$ 8,794.82	1.19%	\$ 1,499.70	\$ 1,560.51
MGS-S Customer 10086	\$ 5,955.23	\$ 6,071.40	1.95%	\$ 18,801.78	\$ 18,917.95	0.62%	\$ 2,395.60	\$ 2,457.02
MGS-S Customer 10087	\$ 4,896.82	\$ 5,008.14	2.27%	\$ 11,912.04	\$ 12,023.36	0.93%	\$ 2,061.79	\$ 2,133.18
MGS-S Customer 10088	\$ 16,216.37	\$ 16,407.50	1.18%	\$ 45,399.31	\$ 45,590.44	0.42%	\$ 5,928.28	\$ 6,058.17
MGS-S Customer 10089	\$ 9,476.96	\$ 9,634.87	1.67%	\$ 36,385.94	\$ 36,543.85	0.43%	\$ 3,607.46	\$ 3,735.21
MGS-S Customer 10090	\$ 7,481.35	\$ 7,631.76	2.01%	\$ 13,386.50	\$ 13,536.91	1.12%	\$ 3,076.12	\$ 3,187.98
MGS-S Customer 10091	\$ 3,880.98	\$ 3,987.39	2.74%	\$ 11,009.55	\$ 11,115.96	0.97%	\$ 1,714.61	\$ 1,778.20
MGS-S Customer 10092	\$ 52,239.10	\$ 52,617.07	0.72%	\$ 226,664.87	\$ 227,042.84	0.17%	\$ 17,321.98	\$ 17,798.36
MGS-S Customer 10093	\$ 6,185.61	\$ 6,329.33	2.32%	\$ 16,085.41	\$ 16,229.13	0.89%	\$ 2,604.77	\$ 2,708.27
MGS-S Customer 10094	\$ 1,273.97	\$ 1,395.04	9.50%	\$ 2,471.45	\$ 2,592.52	4.90%	\$ 1,000.64	\$ 1,054.88
MGS-S Customer 10095	\$ 4,547.44	\$ 4,683.70	3.00%	\$ 10,397.74	\$ 10,534.00	1.31%	\$ 2,076.70	\$ 2,165.26
MGS-S Customer 10096	\$ 14,051.14	\$ 14,228.98	1.27%	\$ 49,230.07	\$ 49,407.91	0.36%	\$ 5,049.57	\$ 5,287.77
MGS-S Customer 10097	\$ 3,604.57	\$ 3,736.41	3.66%	\$ 9,643.18	\$ 9,775.02	1.37%	\$ 1,760.97	\$ 1,833.22
MGS-S Customer 10098	\$ 23,602.39	\$ 23,819.04	0.92%	\$ 97,302.46	\$ 97,519.11	0.22%	\$ 7,882.15	\$ 8,386.97
MGS-S Customer 10099	\$ 7,256.77	\$ 7,379.12	1.69%	\$ 20,780.33	\$ 20,902.68	0.59%	\$ 2,832.86	\$ 2,906.51
MGS-S Customer 10100	\$ 18,051.23	\$ 18,247.36	1.09%	\$ 67,029.21	\$ 67,225.34	0.29%	\$ 6,331.84	\$ 6,580.36
MGS-S Customer 10101	\$ 6,996.01	\$ 7,116.55	1.72%	\$ 22,513.24	\$ 22,633.78	0.54%	\$ 2,714.61	\$ 2,805.67
MGS-S Customer 10102	\$ 19,227.89	\$ 19,429.21	1.05%	\$ 70,966.48	\$ 71,167.80	0.28%	\$ 6,704.25	\$ 6,973.63
MGS-S Customer 10103	\$ 15,792.06	\$ 15,985.04	1.22%	\$ 45,226.38	\$ 45,419.36	0.43%	\$ 5,718.23	\$ 5,980.36
MGS-S Customer 10104	\$ 7,846.89	\$ 7,997.91	1.92%	\$ 23,313.62	\$ 23,464.64	0.65%	\$ 3,124.84	\$ 3,250.01
MGS-S Customer 10105	\$ 8,524.39	\$ 8,678.55	1.81%	\$ 27,405.32	\$ 27,559.48	0.56%	\$ 3,340.72	\$ 3,459.57
MGS-S Customer 10106	\$ 6,817.92	\$ 6,937.73	1.76%	\$ 19,483.70	\$ 19,603.51	0.61%	\$ 2,666.77	\$ 2,765.77
MGS-S Customer 10107	\$ 27,241.39	\$ 27,479.68	0.87%	\$ 113,606.44	\$ 113,844.73	0.21%	\$ 9,269.13	\$ 9,501.16
MGS-S Customer 10108	\$ 3,833.95	\$ 3,966.63	3.46%	\$ 10,063.38	\$ 10,196.06	1.32%	\$ 1,826.51	\$ 1,914.97
MGS-S Customer 10109	\$ 19,152.93	\$ 19,355.62	1.06%	\$ 44,533.18	\$ 44,735.87	0.46%	\$ 6,823.94	\$ 7,145.46
MGS-S Customer 10110	\$ 2,837.77	\$ 2,939.02	3.57%	\$ 11,290.42	\$ 11,391.67	0.90%	\$ 1,350.13	\$ 1,404.93
MGS-S Customer 10111	\$ 10,677.37	\$ 10,814.32	1.28%	\$ 27,145.05	\$ 27,282.00	0.50%	\$ 3,906.57	\$ 4,098.08
MGS-S Customer 10112	\$ 2,983.40	\$ 3,085.62	3.43%	\$ 3,692.41	\$ 3,794.63	2.77%	\$ 1,431.81	\$ 1,516.80
MGS-S Customer 10113	\$ 3,303.27	\$ 3,433.48	3.94%	\$ 11,201.17	\$ 11,331.38	1.16%	\$ 1,645.37	\$ 1,714.93
MGS-S Customer 10114	\$ 5,150.84	\$ 5,263.00	2.18%	\$ 15,516.95	\$ 15,629.11	0.72%	\$ 2,122.00	\$ 2,198.77
MGS-S Customer 10115	\$ 6,742.97	\$ 6,861.96	1.76%	\$ 24,151.04	\$ 24,270.03	0.49%	\$ 2,608.59	\$ 2,705.81
MGS-S Customer 10116	\$ 4,524.67	\$ 4,633.54	2.41%	\$ 16,578.57	\$ 16,687.44	0.66%	\$ 1,892.88	\$ 1,969.51
MGS-S Customer 10117	\$ 5,860.44	\$ 6,002.23	2.42%	\$ 19,312.93	\$ 19,454.72	0.73%	\$ 2,468.98	\$ 2,569.68

Internal Use

Customer	Delivery 1/24 Prices	Delivery 8/24 Prices	Delivery % Difference	Bundled 1/24 Prices	Bundled 8/24 Prices	Bundled % Difference	Distribution 8/24 Prices	Distribution 1/25 Prices
MGS-S Customer 10118	\$ 2,643.16	\$ 2,770.63	4.82%	\$ 6,944.04	\$ 7,071.51	1.84%	\$ 1,449.77	\$ 1,509.12
MGS-S Customer 10119	\$ 12,594.93	\$ 12,767.58	1.37%	\$ 42,189.22	\$ 42,361.87	0.41%	\$ 4,648.97	\$ 4,804.05
MGS-S Customer 10120	\$ 6,817.53	\$ 6,936.65	1.75%	\$ 26,260.64	\$ 26,379.76	0.45%	\$ 2,618.69	\$ 2,717.65
MGS-S Customer 10121	\$ 20,306.68	\$ 20,520.49	1.05%	\$ 78,837.10	\$ 79,050.91	0.27%	\$ 7,090.05	\$ 7,348.91
MGS-S Customer 10122	\$ 3,529.99	\$ 3,634.84	2.97%	\$ 10,996.21	\$ 11,101.06	0.95%	\$ 1,600.41	\$ 1,651.26
MGS-S Customer 10123	\$ 11,900.34	\$ 12,069.37	1.42%	\$ 42,212.21	\$ 42,381.24	0.40%	\$ 4,398.80	\$ 4,559.06
MGS-S Customer 10124	\$ 8,254.26	\$ 8,407.36	1.85%	\$ 26,357.05	\$ 26,510.15	0.58%	\$ 3,261.54	\$ 3,368.85
MGS-S Customer 10125	\$ 5,429.73	\$ 5,570.50	2.59%	\$ 7,426.60	\$ 7,567.37	1.90%	\$ 2,398.88	\$ 2,501.79
MGS-S Customer 10126	\$ 9,514.20	\$ 9,645.61	1.38%	\$ 37,028.89	\$ 37,160.30	0.35%	\$ 3,484.40	\$ 3,599.83
MGS-S Customer 10127	\$ 12,365.14	\$ 12,536.44	1.39%	\$ 36,182.26	\$ 36,353.56	0.47%	\$ 4,575.24	\$ 4,774.81
MGS-S Customer 10128	\$ 5,181.62	\$ 5,320.73	2.68%	\$ 12,417.94	\$ 12,557.05	1.12%	\$ 2,280.15	\$ 2,377.38
MGS-S Customer 10129	\$ 6,910.81	\$ 7,057.83	2.13%	\$ 21,929.63	\$ 22,076.65	0.67%	\$ 2,829.61	\$ 2,921.08
MGS-S Customer 10130	\$ 3,649.63	\$ 3,754.83	2.88%	\$ 11,628.55	\$ 11,733.75	0.90%	\$ 1,629.49	\$ 1,691.57
MGS-S Customer 10131	\$ 17,935.69	\$ 18,132.20	1.10%	\$ 65,551.65	\$ 65,748.16	0.30%	\$ 6,337.59	\$ 6,539.94
MGS-S Customer 10132	\$ 4,107.23	\$ 4,214.58	2.61%	\$ 12,105.57	\$ 12,212.92	0.89%	\$ 1,782.42	\$ 1,851.80
MGS-S Customer 10133	\$ 59,423.85	\$ 59,836.86	0.70%	\$ 206,714.29	\$ 207,127.30	0.20%	\$ 19,964.70	\$ 20,470.60
MGS-S Customer 10134	\$ 14,990.48	\$ 15,174.58	1.23%	\$ 48,652.56	\$ 48,836.66	0.38%	\$ 5,395.85	\$ 5,634.21
MGS-S Customer 10135	\$ 4,405.39	\$ 4,514.19	2.47%	\$ 11,752.20	\$ 11,861.00	0.93%	\$ 1,886.44	\$ 1,960.99
MGS-S Customer 10136	\$ 4,184.58	\$ 4,292.20	2.57%	\$ 13,668.69	\$ 13,776.31	0.79%	\$ 1,800.69	\$ 1,867.59
MGS-S Customer 10137	\$ 4,204.73	\$ 4,339.99	3.22%	\$ 6,869.36	\$ 7,004.62	1.97%	\$ 1,997.38	\$ 2,064.19
MGS-S Customer 10138	\$ 8,109.59	\$ 8,234.86	1.54%	\$ 30,117.46	\$ 30,242.73	0.42%	\$ 3,048.62	\$ 3,147.92
MGS-S Customer 10139	\$ 3,802.69	\$ 3,935.25	3.49%	\$ 11,306.16	\$ 11,438.72	1.17%	\$ 1,814.37	\$ 1,892.97
MGS-S Customer 10140	\$ 3,335.42	\$ 3,466.02	3.92%	\$ 8,823.73	\$ 8,954.33	1.48%	\$ 1,673.20	\$ 1,743.24
MGS-S Customer 10141	\$ 9,071.03	\$ 9,227.76	1.73%	\$ 28,622.57	\$ 28,779.30	0.55%	\$ 3,522.65	\$ 3,645.33
MGS-S Customer 10142	\$ 3,179.85	\$ 3,309.35	4.07%	\$ 11,697.98	\$ 11,827.48	1.11%	\$ 1,596.65	\$ 1,668.12
MGS-S Customer 10143	\$ 2,481.38	\$ 2,608.05	5.10%	\$ 6,021.50	\$ 6,148.17	2.10%	\$ 1,395.62	\$ 1,459.31
MGS-S Customer 10144	\$ 3,860.48	\$ 3,993.46	3.44%	\$ 10,006.04	\$ 10,139.02	1.33%	\$ 1,843.52	\$ 1,922.78
MGS-S Customer 10145	\$ 5,178.69	\$ 5,290.73	2.16%	\$ 19,154.74	\$ 19,266.78	0.58%	\$ 2,111.22	\$ 2,181.47
MGS-S Customer 10146	\$ 5,889.33	\$ 6,031.63	2.42%	\$ 14,798.47	\$ 14,940.77	0.96%	\$ 2,506.81	\$ 2,613.07
MGS-S Customer 10147	\$ 11,371.21	\$ 11,539.28	1.48%	\$ 23,949.35	\$ 24,117.42	0.70%	\$ 4,335.13	\$ 4,502.53
MGS-S Customer 10148	\$ 2,531.21	\$ 2,657.92	5.01%	\$ 8,299.24	\$ 8,425.95	1.53%	\$ 1,398.19	\$ 1,460.54
MGS-S Customer 10149	\$ 7,354.36	\$ 7,502.42	2.01%	\$ 30,717.62	\$ 30,865.68	0.48%	\$ 2,910.44	\$ 3,019.78
MGS-S Customer 10150	\$ 5,287.80	\$ 5,400.42	2.13%	\$ 13,501.19	\$ 13,613.81	0.83%	\$ 2,165.73	\$ 2,266.78
MGS-S Customer 10151	\$ 63,352.81	\$ 63,797.37	0.70%	\$ 278,214.21	\$ 278,658.77	0.16%	\$ 20,957.25	\$ 21,492.52
MGS-S Customer 10152	\$ 4,314.98	\$ 4,423.31	2.51%	\$ 12,362.46	\$ 12,470.79	0.88%	\$ 1,852.44	\$ 1,924.02
MGS-S Customer 10153	\$ 8,588.39	\$ 8,716.28	1.49%	\$ 22,959.79	\$ 23,087.68	0.56%	\$ 3,245.29	\$ 3,374.60
MGS-S Customer 10154	\$ 4,486.73	\$ 4,595.21	2.42%	\$ 17,580.66	\$ 17,689.14	0.62%	\$ 1,867.83	\$ 1,950.23
MGS-S Customer 10155	\$ 11,044.35	\$ 11,209.39	1.49%	\$ 42,402.87	\$ 42,567.91	0.39%	\$ 4,110.33	\$ 4,250.22
MGS-S Customer 10156	\$ 6,467.87	\$ 6,612.52	2.24%	\$ 21,494.80	\$ 21,639.45	0.67%	\$ 2,668.52	\$ 2,769.34
MGS-S Customer 10157	\$ 5,547.07	\$ 5,662.28	2.08%	\$ 13,769.48	\$ 13,884.69	0.84%	\$ 2,313.49	\$ 2,340.75

Internal Use

Customer	Delivery 1/24 Prices	Delivery 8/24 Prices	Delivery % Difference	Bundled 1/24 Prices	Bundled 8/24 Prices	Bundled % Difference	Distribution 8/24 Prices	Distribution 1/25 Prices
MGS-S Customer 10158	\$ 6,902.66	\$ 7,024.50	1.77%	\$ 17,922.25	\$ 18,044.09	0.68%	\$ 2,771.58	\$ 2,789.28
MGS-S Customer 10159	\$ 12,596.36	\$ 12,742.62	1.16%	\$ 39,306.63	\$ 39,452.89	0.37%	\$ 4,535.34	\$ 4,681.73
MGS-S Customer 10160	\$ 5,194.23	\$ 5,307.14	2.17%	\$ 11,327.90	\$ 11,440.81	1.00%	\$ 2,171.84	\$ 2,242.46
MGS-S Customer 10161	\$ 5,455.38	\$ 5,595.53	2.57%	\$ 13,193.32	\$ 13,333.47	1.06%	\$ 2,359.83	\$ 2,472.06
MGS-S Customer 10162	\$ 3,467.51	\$ 3,572.82	3.04%	\$ 7,393.61	\$ 7,498.92	1.42%	\$ 1,621.42	\$ 1,649.79
MGS-S Customer 10163	\$ 4,984.89	\$ 5,097.38	2.26%	\$ 11,964.11	\$ 12,076.60	0.94%	\$ 2,124.56	\$ 2,155.20
MGS-S Customer 10164	\$ 19,491.56	\$ 19,693.94	1.04%	\$ 78,762.41	\$ 78,964.79	0.26%	\$ 6,764.64	\$ 7,005.69
MGS-S Customer 10165	\$ 4,266.23	\$ 4,374.54	2.54%	\$ 11,058.41	\$ 11,166.72	0.98%	\$ 1,848.96	\$ 1,914.73
MGS-S Customer 10166	\$ 11,510.24	\$ 11,676.89	1.45%	\$ 48,156.88	\$ 48,323.53	0.35%	\$ 4,227.70	\$ 4,376.34
MGS-S Customer 10167	\$ 4,113.43	\$ 4,247.68	3.26%	\$ 7,540.31	\$ 7,674.56	1.78%	\$ 1,938.86	\$ 2,033.02
MGS-S Customer 10168	\$ 16,851.71	\$ 17,042.20	1.13%	\$ 50,472.65	\$ 50,663.14	0.38%	\$ 5,969.81	\$ 6,287.84
MGS-S Customer 10169	\$ 3,997.26	\$ 4,131.45	3.36%	\$ 7,500.58	\$ 7,634.77	1.79%	\$ 1,921.49	\$ 1,985.69
MGS-S Customer 10170	\$ 12,034.16	\$ 12,204.99	1.42%	\$ 31,586.50	\$ 31,757.33	0.54%	\$ 4,523.50	\$ 4,681.08
MGS-S Customer 10171	\$ 4,235.05	\$ 4,369.96	3.19%	\$ 14,917.90	\$ 15,052.81	0.90%	\$ 1,964.72	\$ 2,014.21
MGS-S Customer 10172	\$ 8,376.51	\$ 8,529.82	1.83%	\$ 27,131.29	\$ 27,284.60	0.57%	\$ 3,285.11	\$ 3,410.58
MGS-S Customer 10173	\$ 4,175.69	\$ 4,283.22	2.58%	\$ 14,659.38	\$ 14,766.91	0.73%	\$ 1,792.95	\$ 1,856.76
MGS-S Customer 10174	\$ 6,331.15	\$ 6,475.19	2.28%	\$ 19,920.64	\$ 20,064.68	0.72%	\$ 2,627.98	\$ 2,732.97
MGS-S Customer 10175	\$ 889.69	\$ 1,008.25	13.33%	\$ 10,136.93	\$ 10,255.49	1.17%	\$ 819.60	\$ 861.98
MGS-S Customer 10176	\$ 5,034.83	\$ 5,173.36	2.75%	\$ 11,539.52	\$ 11,678.05	1.20%	\$ 2,237.73	\$ 2,330.70
MGS-S Customer 10177	\$ 7,683.87	\$ 7,834.14	1.96%	\$ 25,924.92	\$ 26,075.19	0.58%	\$ 3,063.51	\$ 3,169.70
MGS-S Customer 10178	\$ 4,728.78	\$ 4,839.09	2.33%	\$ 11,835.98	\$ 11,946.29	0.93%	\$ 1,995.08	\$ 2,076.35
MGS-S Customer 10179	\$ 3,180.54	\$ 3,310.44	4.08%	\$ 8,802.31	\$ 8,932.21	1.48%	\$ 1,621.91	\$ 1,687.62
MGS-S Customer 10180	\$ 4,527.52	\$ 4,663.33	3.00%	\$ 14,885.64	\$ 15,021.45	0.91%	\$ 2,042.86	\$ 2,125.06
MGS-S Customer 10181	\$ 57,407.40	\$ 57,785.52	0.66%	\$ 166,369.23	\$ 166,747.35	0.23%	\$ 19,235.82	\$ 19,902.83
MGS-S Customer 10182	\$ 1,180.74	\$ 1,274.72	7.96%	\$ 1,738.58	\$ 1,832.56	5.41%	\$ 837.84	\$ 883.94
MGS-S Customer 10183	\$ 4,414.52	\$ 4,522.98	2.46%	\$ 14,807.71	\$ 14,916.17	0.73%	\$ 1,865.02	\$ 1,943.43
MGS-S Customer 10184	\$ 3,796.40	\$ 3,902.58	2.80%	\$ 9,731.25	\$ 9,837.43	1.09%	\$ 1,696.99	\$ 1,756.39
MGS-S Customer 10185	\$ 32,691.61	\$ 32,988.80	0.91%	\$ 107,465.75	\$ 107,762.94	0.28%	\$ 11,351.20	\$ 11,729.89
MGS-S Customer 10186	\$ 4,224.13	\$ 4,358.72	3.19%	\$ 9,379.71	\$ 9,514.30	1.43%	\$ 1,963.65	\$ 2,059.57
MGS-S Customer 10187	\$ 6,192.49	\$ 6,335.90	2.32%	\$ 17,956.28	\$ 18,099.69	0.80%	\$ 2,587.43	\$ 2,699.26
MGS-S Customer 10188	\$ 15,668.89	\$ 15,855.41	1.19%	\$ 36,729.97	\$ 36,916.49	0.51%	\$ 5,676.19	\$ 5,958.62
MGS-S Customer 10189	\$ 8,205.35	\$ 8,331.25	1.53%	\$ 17,995.46	\$ 18,121.36	0.70%	\$ 3,119.96	\$ 3,280.96
MGS-S Customer 10190	\$ 6,764.24	\$ 6,883.25	1.76%	\$ 24,818.47	\$ 24,937.48	0.48%	\$ 2,610.83	\$ 2,708.77
MGS-S Customer 10191	\$ 13,854.65	\$ 14,031.66	1.28%	\$ 55,485.47	\$ 55,662.48	0.32%	\$ 4,971.43	\$ 5,164.08
MGS-S Customer 10192	\$ 5,158.31	\$ 5,296.56	2.68%	\$ 21,480.65	\$ 21,618.90	0.64%	\$ 2,215.54	\$ 2,302.82
MGS-S Customer 10193	\$ 2,835.39	\$ 2,936.87	3.58%	\$ 8,295.59	\$ 8,397.07	1.22%	\$ 1,367.83	\$ 1,426.02
MGS-S Customer 10194	\$ 8,248.11	\$ 8,400.80	1.85%	\$ 30,022.19	\$ 30,174.88	0.51%	\$ 3,233.44	\$ 3,340.72
MGS-S Customer 10195	\$ 4,219.20	\$ 4,353.84	3.19%	\$ 11,778.88	\$ 11,913.52	1.14%	\$ 1,959.17	\$ 2,036.92
MGS-S Customer 10196	\$ 6,011.90	\$ 6,128.19	1.93%	\$ 15,045.47	\$ 15,161.76	0.77%	\$ 2,417.91	\$ 2,510.39
MGS-S Customer 10197	\$ 22,861.72	\$ 23,077.84	0.95%	\$ 102,981.57	\$ 103,197.69	0.21%	\$ 7,747.37	\$ 8,038.33

Customer	Delivery 1/24 Prices	Delivery 8/24 Prices	Delivery % Difference	Bundled 1/24 Prices	Bundled 8/24 Prices	Bundled % Difference	Distribution 8/24 Prices	Distribution 1/25 Prices
MGS-S Customer 10198	\$ 5,766.33	\$ 5,907.61	2.45%	\$ 19,286.01	\$ 19,427.29	0.73%	\$ 2,434.27	\$ 2,536.98
MGS-S Customer 10199	\$ 21,697.75	\$ 21,911.93	0.99%	\$ 56,470.47	\$ 56,684.65	0.38%	\$ 7,631.28	\$ 7,964.58
MGS-S Customer 10200	\$ 5,450.28	\$ 5,591.17	2.59%	\$ 12,022.73	\$ 12,163.62	1.17%	\$ 2,394.69	\$ 2,470.73
MGS-S Customer 10201	\$ 3,432.84	\$ 3,563.79	3.81%	\$ 9,979.46	\$ 10,110.41	1.31%	\$ 1,698.50	\$ 1,769.84
MGS-S Customer 10202	\$ 3,612.66	\$ 3,744.25	3.64%	\$ 11,181.49	\$ 11,313.08	1.18%	\$ 1,746.97	\$ 1,826.84
MGS-S Customer 10203	\$ 22,227.82	\$ 22,445.19	0.98%	\$ 58,371.70	\$ 58,589.07	0.37%	\$ 7,836.22	\$ 8,130.35
MGS-S Customer 10204	\$ 6,224.65	\$ 6,341.26	1.87%	\$ 26,090.42	\$ 26,207.03	0.45%	\$ 2,431.32	\$ 2,503.05
MGS-S Customer 10205	\$ 9,198.57	\$ 9,328.48	1.41%	\$ 34,819.57	\$ 34,949.48	0.37%	\$ 3,383.17	\$ 3,505.11
MGS-S Customer 10206	\$ 9,386.84	\$ 9,545.58	1.69%	\$ 20,556.80	\$ 20,715.54	0.77%	\$ 3,673.31	\$ 3,819.29
MGS-S Customer 10207	\$ 4,580.56	\$ 4,716.64	2.97%	\$ 14,071.30	\$ 14,207.38	0.97%	\$ 2,063.69	\$ 2,150.63
MGS-S Customer 10208	\$ 10,535.72	\$ 10,673.09	1.30%	\$ 27,318.77	\$ 27,456.14	0.50%	\$ 3,905.98	\$ 4,032.70
MGS-S Customer 10209	\$ 4,971.04	\$ 5,108.97	2.77%	\$ 14,651.46	\$ 14,789.39	0.94%	\$ 2,194.76	\$ 2,285.63
MGS-S Customer 10210	\$ 14,483.23	\$ 14,664.04	1.25%	\$ 52,309.07	\$ 52,489.88	0.35%	\$ 5,228.85	\$ 5,405.73
MGS-S Customer 10211	\$ 4,031.44	\$ 4,138.87	2.66%	\$ 5,660.50	\$ 5,767.93	1.90%	\$ 1,793.39	\$ 1,872.74
MGS-S Customer 10212	\$ 4,071.62	\$ 4,179.06	2.64%	\$ 11,267.60	\$ 11,375.04	0.95%	\$ 1,784.28	\$ 1,842.77
MGS-S Customer 10213	\$ 6,396.67	\$ 6,515.05	1.85%	\$ 11,460.04	\$ 11,578.42	1.03%	\$ 2,569.86	\$ 2,674.67
MGS-S Customer 10214	\$ 11,456.69	\$ 11,624.04	1.46%	\$ 31,859.61	\$ 32,026.96	0.53%	\$ 4,293.63	\$ 4,481.14
MGS-S Customer 10215	\$ 3,295.42	\$ 3,425.60	3.95%	\$ 9,584.49	\$ 9,714.67	1.36%	\$ 1,647.65	\$ 1,725.35
MGS-S Customer 10216	\$ 10,220.12	\$ 10,381.65	1.58%	\$ 36,948.68	\$ 37,110.21	0.44%	\$ 3,862.38	\$ 3,995.53
MGS-S Customer 10217	\$ 25,958.28	\$ 26,190.41	0.89%	\$ 99,918.87	\$ 100,151.00	0.23%	\$ 8,865.74	\$ 9,156.38
MGS-S Customer 10218	\$ 4,968.11	\$ 5,105.77	2.77%	\$ 15,887.15	\$ 16,024.81	0.87%	\$ 2,179.06	\$ 2,277.48
MGS-S Customer 10219	\$ 69,930.47	\$ 70,727.13	1.14%	\$ 195,542.80	\$ 196,339.46	0.41%	\$ 25,976.23	\$ 26,486.48
MGS-S Customer 10220	\$ 23,750.93	\$ 24,005.48	1.07%	\$ 97,688.66	\$ 97,943.21	0.26%	\$ 8,348.23	\$ 8,603.23
MGS-S Customer 10221	\$ 3,524.16	\$ 3,629.03	2.98%	\$ 9,973.20	\$ 10,078.07	1.05%	\$ 1,602.88	\$ 1,657.18
MGS-S Customer 10222	\$ 44,320.37	\$ 44,639.02	0.72%	\$ 138,839.28	\$ 139,157.93	0.23%	\$ 14,976.63	\$ 15,414.31
MGS-S Customer 10223	\$ 8,153.14	\$ 8,278.23	1.53%	\$ 26,161.09	\$ 26,286.18	0.48%	\$ 3,056.68	\$ 3,201.09
MGS-S Customer 10224	\$ 5,822.27	\$ 5,964.18	2.44%	\$ 17,071.76	\$ 17,213.67	0.83%	\$ 2,475.05	\$ 2,571.00
MGS-S Customer 10225	\$ 8,588.88	\$ 8,742.50	1.79%	\$ 34,196.97	\$ 34,350.59	0.45%	\$ 3,307.91	\$ 3,436.41
MGS-S Customer 10226	\$ 13,659.70	\$ 13,846.78	1.37%	\$ 46,270.55	\$ 46,457.63	0.40%	\$ 5,030.09	\$ 5,231.19
MGS-S Customer 10227	\$ 6,289.14	\$ 6,406.82	1.87%	\$ 16,970.05	\$ 17,087.73	0.69%	\$ 2,510.49	\$ 2,592.71
MGS-S Customer 10228	\$ 15,383.57	\$ 15,544.94	1.05%	\$ 30,183.00	\$ 30,344.37	0.53%	\$ 5,589.87	\$ 5,732.38
MGS-S Customer 10229	\$ 9,920.04	\$ 10,081.22	1.62%	\$ 22,101.80	\$ 22,262.98	0.73%	\$ 3,846.24	\$ 3,998.50
MGS-S Customer 10230	\$ 4,988.23	\$ 5,126.50	2.77%	\$ 14,303.00	\$ 14,441.27	0.97%	\$ 2,212.95	\$ 2,291.53
MGS-S Customer 10231	\$ 5,036.84	\$ 5,148.21	2.21%	\$ 17,603.56	\$ 17,714.93	0.63%	\$ 2,067.28	\$ 2,143.52
MGS-S Customer 10232	\$ 4,416.14	\$ 4,551.36	3.06%	\$ 13,836.15	\$ 13,971.37	0.98%	\$ 2,005.13	\$ 2,094.63
MGS-S Customer 10233	\$ 7,538.33	\$ 7,661.19	1.63%	\$ 28,066.83	\$ 28,189.69	0.44%	\$ 2,872.73	\$ 2,956.90
MGS-S Customer 10234	\$ 7,405.36	\$ 7,554.25	2.01%	\$ 25,992.06	\$ 26,140.95	0.57%	\$ 2,966.50	\$ 3,070.04
MGS-S Customer 10235	\$ 16,965.75	\$ 17,157.23	1.13%	\$ 69,179.68	\$ 69,371.16	0.28%	\$ 5,979.93	\$ 6,167.66
MGS-S Customer 10236	\$ 7,445.58	\$ 7,615.98	2.29%	\$ 17,144.28	\$ 17,314.68	0.99%	\$ 3,195.13	\$ 3,276.88
MGS-S Customer 10237	\$ 7,445.72	\$ 7,569.58	1.66%	\$ 23,067.85	\$ 23,191.71	0.54%	\$ 2,918.30	\$ 2,947.66

Internal Use

Customer	Delivery 1/24 Prices	Delivery 8/24 Prices	Delivery % Difference	Bundled 1/24 Prices	Bundled 8/24 Prices	Bundled % Difference	Distribution 8/24 Prices	Distribution 1/25 Prices
MGS-S Customer 10238	\$ 21,579.81	\$ 21,796.27	1.00%	\$ 30,026.18	\$ 30,242.64	0.72%	\$ 7,785.71	\$ 8,107.54
MGS-S Customer 10239	\$ 6,138.56	\$ 6,255.22	1.90%	\$ 18,938.03	\$ 19,054.69	0.62%	\$ 2,440.50	\$ 2,526.22
MGS-S Customer 10240	\$ 17,605.38	\$ 17,801.04	1.11%	\$ 56,235.64	\$ 56,431.30	0.35%	\$ 6,281.20	\$ 6,490.41
MGS-S Customer 10241	\$ 7,468.41	\$ 7,590.48	1.63%	\$ 27,779.23	\$ 27,901.30	0.44%	\$ 2,829.75	\$ 2,939.76
MGS-S Customer 10242	\$ 4,565.90	\$ 4,701.95	2.98%	\$ 15,332.74	\$ 15,468.79	0.89%	\$ 2,057.27	\$ 2,134.39
MGS-S Customer 10243	\$ 3,082.12	\$ 3,185.54	3.36%	\$ 3,442.39	\$ 3,545.81	3.00%	\$ 1,498.47	\$ 1,545.28
MGS-S Customer 10244	\$ 18,220.20	\$ 18,416.32	1.08%	\$ 80,443.62	\$ 80,639.74	0.24%	\$ 6,318.35	\$ 6,539.27
MGS-S Customer 10245	\$ 724.39	\$ 816.32	12.69%	\$ 821.63	\$ 913.56	11.19%	\$ 690.32	\$ 726.76
MGS-S Customer 10246	\$ 6,910.85	\$ 7,057.86	2.13%	\$ 20,375.68	\$ 20,522.69	0.72%	\$ 2,833.75	\$ 2,933.99
MGS-S Customer 10247	\$ 13,796.42	\$ 13,975.42	1.30%	\$ 36,585.17	\$ 36,764.17	0.49%	\$ 5,100.78	\$ 5,272.80
MGS-S Customer 10248	\$ 1,089.12	\$ 1,209.36	11.04%	\$ 2,095.33	\$ 2,215.57	5.74%	\$ 940.91	\$ 991.24
MGS-S Customer 10249	\$ 2,844.42	\$ 2,946.71	3.60%	\$ 6,426.13	\$ 6,528.42	1.59%	\$ 1,409.71	\$ 1,435.44
MGS-S Customer 10250	\$ 3,184.16	\$ 3,287.44	3.24%	\$ 8,761.03	\$ 8,864.31	1.18%	\$ 1,491.48	\$ 1,545.27
MGS-S Customer 10251	\$ 4,124.66	\$ 4,232.23	2.61%	\$ 9,042.57	\$ 9,150.14	1.19%	\$ 1,802.45	\$ 1,881.81
MGS-S Customer 10252	\$ 3,968.18	\$ 4,075.01	2.69%	\$ 11,398.29	\$ 11,505.12	0.94%	\$ 1,743.64	\$ 1,806.07
MGS-S Customer 10253	\$ 5,720.29	\$ 5,834.68	2.00%	\$ 21,711.15	\$ 21,825.54	0.53%	\$ 2,278.59	\$ 2,356.89
MGS-S Customer 10254	\$ 4,712.78	\$ 4,822.69	2.33%	\$ 15,603.36	\$ 15,713.27	0.70%	\$ 1,965.57	\$ 2,043.24
MGS-S Customer 10255	\$ 5,363.67	\$ 5,503.29	2.60%	\$ 18,898.89	\$ 19,038.51	0.74%	\$ 2,309.07	\$ 2,393.12
MGS-S Customer 10256	\$ 5,089.25	\$ 5,201.10	2.20%	\$ 12,877.46	\$ 12,989.31	0.87%	\$ 2,107.13	\$ 2,198.88
MGS-S Customer 10257	\$ 5,692.04	\$ 5,833.82	2.49%	\$ 13,845.32	\$ 13,987.10	1.02%	\$ 2,460.80	\$ 2,545.25
MGS-S Customer 10258	\$ 33,552.51	\$ 33,816.29	0.79%	\$ 146,509.00	\$ 146,772.78	0.18%	\$ 11,131.14	\$ 11,541.38
MGS-S Customer 10259	\$ 12,501.44	\$ 12,673.99	1.38%	\$ 38,020.40	\$ 38,192.95	0.45%	\$ 4,643.46	\$ 4,800.98
MGS-S Customer 10260	\$ 11,331.27	\$ 11,498.20	1.47%	\$ 31,194.87	\$ 31,361.80	0.54%	\$ 4,260.78	\$ 4,439.55
MGS-S Customer 10261	\$ 25,419.25	\$ 25,647.13	0.90%	\$ 114,599.76	\$ 114,827.64	0.20%	\$ 8,569.83	\$ 8,861.91
MGS-S Customer 10262	\$ 4,145.51	\$ 4,253.21	2.60%	\$ 9,172.20	\$ 9,279.90	1.17%	\$ 1,810.82	\$ 1,887.75
MGS-S Customer 10263	\$ 7,186.51	\$ 7,309.78	1.72%	\$ 18,091.83	\$ 18,215.10	0.68%	\$ 2,870.90	\$ 2,888.58
MGS-S Customer 10264	\$ 25,696.90	\$ 25,929.98	0.91%	\$ 73,879.60	\$ 74,112.68	0.32%	\$ 8,941.67	\$ 9,252.53
MGS-S Customer 10265	\$ 9,358.41	\$ 9,515.68	1.68%	\$ 35,931.57	\$ 36,088.84	0.44%	\$ 3,564.74	\$ 3,697.53
MGS-S Customer 10266	\$ 6,572.00	\$ 6,690.16	1.80%	\$ 24,889.49	\$ 25,007.65	0.47%	\$ 2,547.71	\$ 2,638.70
MGS-S Customer 10267	\$ 6,367.50	\$ 6,511.46	2.26%	\$ 21,874.56	\$ 22,018.52	0.66%	\$ 2,624.20	\$ 2,732.79
MGS-S Customer 10268	\$ 8,642.61	\$ 8,797.83	1.80%	\$ 21,417.29	\$ 21,572.51	0.72%	\$ 3,418.53	\$ 3,545.59
MGS-S Customer 10269	\$ 14,147.92	\$ 14,326.97	1.27%	\$ 49,695.58	\$ 49,874.63	0.36%	\$ 5,114.38	\$ 5,309.42
MGS-S Customer 10270	\$ 5,778.88	\$ 5,920.73	2.45%	\$ 12,996.80	\$ 13,138.65	1.09%	\$ 2,477.27	\$ 2,587.59
MGS-S Customer 10271	\$ 3,989.45	\$ 4,096.72	2.69%	\$ 7,905.38	\$ 8,012.65	1.36%	\$ 1,774.83	\$ 1,838.62
MGS-S Customer 10272	\$ 10,780.35	\$ 10,944.20	1.52%	\$ 39,575.71	\$ 39,739.56	0.41%	\$ 4,030.71	\$ 4,178.45
MGS-S Customer 10273	\$ 8,540.61	\$ 8,694.27	1.80%	\$ 23,702.14	\$ 23,855.80	0.65%	\$ 3,330.55	\$ 3,503.13
MGS-S Customer 10274	\$ 11,261.89	\$ 11,401.07	1.24%	\$ 40,185.68	\$ 40,324.86	0.35%	\$ 4,047.01	\$ 4,205.63
MGS-S Customer 10275	\$ 2,641.49	\$ 2,741.76	3.80%	\$ 9,122.07	\$ 9,222.34	1.10%	\$ 1,287.04	\$ 1,353.24
MGS-S Customer 10276	\$ 5,049.38	\$ 5,160.91	2.21%	\$ 17,067.98	\$ 17,179.51	0.65%	\$ 2,077.15	\$ 2,151.30
MGS-S Customer 10277	\$ 3,779.01	\$ 3,884.70	2.80%	\$ 12,545.89	\$ 12,651.58	0.84%	\$ 1,665.74	\$ 1,731.74

Customer	Delivery 1/24 Prices	Delivery 8/24 Prices	Delivery % Difference	Bundled 1/24 Prices	Bundled 8/24 Prices	Bundled % Difference	Distribution 8/24 Prices	Distribution 1/25 Prices
MGS-S Customer 10278	\$ 13,663.81	\$ 13,840.77	1.30%	\$ 46,809.41	\$ 46,986.37	0.38%	\$ 4,966.62	\$ 5,157.55
MGS-S Customer 10279	\$ 2,798.01	\$ 2,899.98	3.64%	\$ 6,575.45	\$ 6,677.42	1.55%	\$ 1,389.06	\$ 1,418.82
MGS-S Customer 10280	\$ 4,123.98	\$ 4,231.59	2.61%	\$ 10,873.65	\$ 10,981.26	0.99%	\$ 1,799.88	\$ 1,865.68
MGS-S Customer 10281	\$ 4,083.69	\$ 4,217.85	3.29%	\$ 8,663.38	\$ 8,797.54	1.55%	\$ 1,928.47	\$ 2,012.31
MGS-S Customer 10282	\$ 2,988.14	\$ 3,090.37	3.42%	\$ 8,360.93	\$ 8,463.16	1.22%	\$ 1,420.52	\$ 1,479.90
MGS-S Customer 10283	\$ 5,502.83	\$ 5,643.27	2.55%	\$ 15,800.27	\$ 15,940.71	0.89%	\$ 2,371.62	\$ 2,466.71
MGS-S Customer 10284	\$ 4,821.10	\$ 4,931.58	2.29%	\$ 14,433.65	\$ 14,544.13	0.77%	\$ 2,008.05	\$ 2,091.02
MGS-S Customer 10285	\$ 7,099.42	\$ 7,247.54	2.09%	\$ 15,798.66	\$ 15,946.78	0.94%	\$ 2,919.18	\$ 3,036.94
MGS-S Customer 10286	\$ 3,182.02	\$ 3,311.95	4.08%	\$ 8,299.32	\$ 8,429.25	1.57%	\$ 1,625.06	\$ 1,691.96
MGS-S Customer 10287	\$ 5,988.88	\$ 6,130.98	2.37%	\$ 21,272.79	\$ 21,414.89	0.67%	\$ 2,494.35	\$ 2,603.00
MGS-S Customer 10288	\$ 6,721.75	\$ 6,867.57	2.17%	\$ 22,167.57	\$ 22,313.39	0.66%	\$ 2,751.46	\$ 2,855.07
MGS-S Customer 10289	\$ 10,308.45	\$ 10,469.55	1.56%	\$ 43,276.72	\$ 43,437.82	0.37%	\$ 3,838.44	\$ 3,984.88
MGS-S Customer 10290	\$ 26,098.48	\$ 26,333.25	0.90%	\$ 67,141.99	\$ 67,376.76	0.35%	\$ 9,085.99	\$ 9,454.96
MGS-S Customer 10291	\$ 5,449.22	\$ 5,590.19	2.59%	\$ 12,160.61	\$ 12,301.58	1.16%	\$ 2,397.68	\$ 2,468.18
MGS-S Customer 10292	\$ 5,375.61	\$ 5,515.61	2.60%	\$ 13,837.06	\$ 13,977.06	1.01%	\$ 2,340.96	\$ 2,435.43
MGS-S Customer 10293	\$ 5,695.00	\$ 5,848.76	2.70%	\$ 15,521.68	\$ 15,675.44	0.99%	\$ 2,537.70	\$ 2,613.07
MGS-S Customer 10294	\$ 1,133.70	\$ 1,254.16	10.63%	\$ 2,027.24	\$ 2,147.70	5.94%	\$ 956.39	\$ 1,007.73
MGS-S Customer 10295	\$ 2,223.92	\$ 2,322.81	4.45%	\$ 5,980.34	\$ 6,079.23	1.65%	\$ 1,179.61	\$ 1,222.62
MGS-S Customer 10296	\$ 6,701.29	\$ 6,847.11	2.18%	\$ 19,425.69	\$ 19,571.51	0.75%	\$ 2,755.93	\$ 2,869.36
MGS-S Customer 10297	\$ 3,104.76	\$ 3,208.05	3.33%	\$ 6,911.34	\$ 7,014.63	1.49%	\$ 1,486.41	\$ 1,527.51
MGS-S Customer 10298	\$ 4,769.84	\$ 4,906.51	2.87%	\$ 18,053.79	\$ 18,190.46	0.76%	\$ 2,103.98	\$ 2,189.06
MGS-S Customer 10299	\$ 4,463.02	\$ 4,571.85	2.44%	\$ 13,824.64	\$ 13,933.47	0.79%	\$ 1,890.02	\$ 1,967.32
MGS-S Customer 10300	\$ 4,450.16	\$ 4,558.90	2.44%	\$ 14,134.35	\$ 14,243.09	0.77%	\$ 1,883.26	\$ 1,960.58
MGS-S Customer 10301	\$ 7,014.58	\$ 7,134.33	1.71%	\$ 29,318.85	\$ 29,438.60	0.41%	\$ 2,663.96	\$ 2,766.56
MGS-S Customer 10302	\$ 7,792.50	\$ 7,942.52	1.93%	\$ 30,616.32	\$ 30,766.34	0.49%	\$ 3,054.71	\$ 3,178.83
MGS-S Customer 10303	\$ 10,239.53	\$ 10,402.36	1.59%	\$ 26,885.46	\$ 27,048.29	0.61%	\$ 3,948.70	\$ 4,071.38
MGS-S Customer 10304	\$ 6,770.27	\$ 6,889.45	1.76%	\$ 23,338.04	\$ 23,457.22	0.51%	\$ 2,622.52	\$ 2,721.64
MGS-S Customer 10305	\$ 24,648.77	\$ 24,883.36	0.95%	\$ 88,161.09	\$ 88,395.68	0.27%	\$ 8,570.29	\$ 8,813.02
MGS-S Customer 10306	\$ 4,197.48	\$ 4,332.09	3.21%	\$ 10,769.93	\$ 10,904.54	1.25%	\$ 1,957.55	\$ 2,036.67
MGS-S Customer 10307	\$ 11,352.76	\$ 11,520.22	1.48%	\$ 39,635.30	\$ 39,802.76	0.42%	\$ 4,264.73	\$ 4,371.96
MGS-S Customer 10308	\$ 3,790.54	\$ 3,923.31	3.50%	\$ 12,172.35	\$ 12,305.12	1.09%	\$ 1,819.73	\$ 1,878.19
MGS-S Customer 10309	\$ 4,134.11	\$ 4,268.55	3.25%	\$ 10,114.67	\$ 10,249.11	1.33%	\$ 1,943.17	\$ 2,017.93
MGS-S Customer 10310	\$ 3,059.56	\$ 3,189.17	4.24%	\$ 7,328.68	\$ 7,458.29	1.77%	\$ 1,597.14	\$ 1,653.11
MGS-S Customer 10311	\$ 19,209.78	\$ 19,412.37	1.05%	\$ 51,697.23	\$ 51,899.82	0.39%	\$ 6,808.21	\$ 7,110.79
MGS-S Customer 10312	\$ 5,136.09	\$ 5,275.27	2.71%	\$ 9,425.32	\$ 9,564.50	1.48%	\$ 2,284.92	\$ 2,382.52
MGS-S Customer 10313	\$ 5,092.72	\$ 5,204.11	2.19%	\$ 19,048.20	\$ 19,159.59	0.58%	\$ 2,071.47	\$ 2,154.56
MGS-S Customer 10314	\$ 8,184.95	\$ 8,337.87	1.87%	\$ 21,454.96	\$ 21,607.88	0.71%	\$ 3,257.68	\$ 3,382.87
MGS-S Customer 10315	\$ 6,163.29	\$ 6,307.04	2.33%	\$ 16,986.34	\$ 17,130.09	0.85%	\$ 2,600.72	\$ 2,691.17
MGS-S Customer 10316	\$ 4,492.53	\$ 4,629.07	3.04%	\$ 10,210.28	\$ 10,346.82	1.34%	\$ 2,082.45	\$ 2,140.57
MGS-S Customer 10317	\$ 3,771.39	\$ 3,904.80	3.54%	\$ 6,242.46	\$ 6,375.87	2.14%	\$ 1,860.82	\$ 1,911.76

Customer	Delivery 1/24 Prices	Delivery 8/24 Prices	Delivery % Difference	Bundled 1/24 Prices	Bundled 8/24 Prices	Bundled % Difference	Distribution 8/24 Prices	Distribution 1/25 Prices
MGS-S Customer 10318	\$ 4,319.88	\$ 4,428.30	2.51%	\$ 13,360.42	\$ 13,468.84	0.81%	\$ 1,854.27	\$ 1,916.72
MGS-S Customer 10319	\$ 3,898.37	\$ 4,004.63	2.73%	\$ 11,128.97	\$ 11,235.23	0.95%	\$ 1,710.19	\$ 1,786.19
MGS-S Customer 10320	\$ 58,361.86	\$ 58,968.49	1.04%	\$ 177,310.34	\$ 177,916.97	0.34%	\$ 21,243.82	\$ 21,556.83
MGS-S Customer 10321	\$ 11,701.69	\$ 11,870.78	1.45%	\$ 29,289.15	\$ 29,458.24	0.58%	\$ 4,409.11	\$ 4,583.18
MGS-S Customer 10322	\$ 19,718.71	\$ 19,921.78	1.03%	\$ 73,331.22	\$ 73,534.29	0.28%	\$ 6,838.87	\$ 7,136.86
MGS-S Customer 10323	\$ 11,540.51	\$ 11,708.27	1.45%	\$ 38,643.85	\$ 38,811.61	0.43%	\$ 4,305.45	\$ 4,454.48
MGS-S Customer 10324	\$ 3,715.19	\$ 3,820.79	2.84%	\$ 7,064.60	\$ 7,170.20	1.49%	\$ 1,667.53	\$ 1,751.91
MGS-S Customer 10325	\$ 21,213.90	\$ 21,423.82	0.99%	\$ 80,173.95	\$ 80,383.87	0.26%	\$ 7,318.42	\$ 7,618.23
MGS-S Customer 10326	\$ 16,461.86	\$ 16,651.83	1.15%	\$ 55,914.82	\$ 56,104.79	0.34%	\$ 5,881.94	\$ 6,086.86
MGS-S Customer 10327	\$ 3,075.39	\$ 3,204.64	4.20%	\$ 8,783.09	\$ 8,912.34	1.47%	\$ 1,579.77	\$ 1,651.92
MGS-S Customer 10328	\$ 5,609.54	\$ 5,750.50	2.51%	\$ 13,946.45	\$ 14,087.41	1.01%	\$ 2,413.90	\$ 2,519.99
MGS-S Customer 10329	\$ 3,739.13	\$ 3,844.08	2.81%	\$ 12,398.60	\$ 12,503.55	0.85%	\$ 1,627.71	\$ 1,725.53
MGS-S Customer 10330	\$ 5,724.00	\$ 5,865.02	2.46%	\$ 20,610.50	\$ 20,751.52	0.68%	\$ 2,413.55	\$ 2,511.61
MGS-S Customer 10331	\$ 3,624.29	\$ 3,729.96	2.92%	\$ 10,644.65	\$ 10,750.32	0.99%	\$ 1,649.52	\$ 1,683.50
MGS-S Customer 10332	\$ 8,143.55	\$ 8,295.82	1.87%	\$ 26,880.85	\$ 27,033.12	0.57%	\$ 3,209.67	\$ 3,328.41
MGS-S Customer 10333	\$ 8,698.14	\$ 8,853.58	1.79%	\$ 27,962.99	\$ 28,118.43	0.56%	\$ 3,418.93	\$ 3,511.46
MGS-S Customer 10334	\$ 6,479.96	\$ 6,598.01	1.82%	\$ 18,201.24	\$ 18,319.29	0.65%	\$ 2,548.30	\$ 2,657.36
MGS-S Customer 10335	\$ 18,902.51	\$ 19,105.40	1.07%	\$ 55,101.24	\$ 55,304.13	0.37%	\$ 6,772.43	\$ 6,951.15
MGS-S Customer 10336	\$ 6,092.54	\$ 6,208.32	1.90%	\$ 24,400.09	\$ 24,515.87	0.47%	\$ 2,381.46	\$ 2,472.38
MGS-S Customer 10337	\$ 5,468.09	\$ 5,608.49	2.57%	\$ 15,408.11	\$ 15,548.51	0.91%	\$ 2,366.38	\$ 2,456.00
MGS-S Customer 10338	\$ 4,571.77	\$ 4,680.94	2.39%	\$ 16,347.78	\$ 16,456.95	0.67%	\$ 1,912.67	\$ 1,987.41
MGS-S Customer 10339	\$ 27,178.64	\$ 27,418.95	0.88%	\$ 67,765.09	\$ 68,005.40	0.35%	\$ 9,469.91	\$ 9,831.40
MGS-S Customer 10340	\$ 15,355.84	\$ 15,543.98	1.23%	\$ 28,976.07	\$ 29,164.21	0.65%	\$ 5,727.50	\$ 5,873.13
MGS-S Customer 10341	\$ 3,678.17	\$ 3,784.36	2.89%	\$ 10,427.50	\$ 10,533.69	1.02%	\$ 1,679.99	\$ 1,701.40
MGS-S Customer 10342	\$ 3,690.55	\$ 3,795.97	2.86%	\$ 12,826.73	\$ 12,932.15	0.82%	\$ 1,641.15	\$ 1,696.02
MGS-S Customer 10343	\$ 12,344.57	\$ 12,515.59	1.39%	\$ 43,881.34	\$ 44,052.36	0.39%	\$ 4,539.87	\$ 4,705.75
MGS-S Customer 10344	\$ 4,629.37	\$ 4,765.79	2.95%	\$ 10,943.24	\$ 11,079.66	1.25%	\$ 2,093.30	\$ 2,192.76
MGS-S Customer 10345	\$ 4,234.10	\$ 4,369.14	3.19%	\$ 9,741.49	\$ 9,876.53	1.39%	\$ 1,984.10	\$ 2,055.18
MGS-S Customer 10346	\$ 2,920.31	\$ 3,048.82	4.40%	\$ 8,512.26	\$ 8,640.77	1.51%	\$ 1,527.24	\$ 1,598.79
MGS-S Customer 10347	\$ 10,567.35	\$ 10,730.35	1.54%	\$ 39,578.89	\$ 39,741.89	0.41%	\$ 3,965.72	\$ 4,100.13
MGS-S Customer 10348	\$ 4,664.74	\$ 4,801.64	2.93%	\$ 8,650.26	\$ 8,787.16	1.58%	\$ 2,125.15	\$ 2,220.66
MGS-S Customer 10349	\$ 8,103.57	\$ 8,229.77	1.56%	\$ 19,761.43	\$ 19,887.63	0.64%	\$ 3,115.62	\$ 3,220.25
MGS-S Customer 10350	\$ 4,149.44	\$ 4,284.03	3.24%	\$ 7,449.37	\$ 7,583.96	1.81%	\$ 1,958.95	\$ 2,044.57
MGS-S Customer 10351	\$ 568.10	\$ 659.18	16.03%	\$ 2,016.05	\$ 2,107.13	4.52%	\$ 629.64	\$ 662.11
MGS-S Customer 10352	\$ 14,505.90	\$ 14,686.21	1.24%	\$ 52,194.63	\$ 52,374.94	0.35%	\$ 5,210.14	\$ 5,422.15
MGS-S Customer 10353	\$ 11,354.58	\$ 11,523.04	1.48%	\$ 29,033.45	\$ 29,201.91	0.58%	\$ 4,336.78	\$ 4,448.66
MGS-S Customer 10354	\$ 47,883.92	\$ 48,240.12	0.74%	\$ 127,959.90	\$ 128,316.10	0.28%	\$ 16,358.55	\$ 16,917.47
MGS-S Customer 10355	\$ 34,611.50	\$ 34,881.35	0.78%	\$ 136,406.72	\$ 136,676.57	0.20%	\$ 11,563.64	\$ 11,991.71
MGS-S Customer 10356	\$ 3,264.61	\$ 3,368.09	3.17%	\$ 10,966.10	\$ 11,069.58	0.94%	\$ 1,504.89	\$ 1,558.00
MGS-S Customer 10357	\$ 58,173.66	\$ 58,551.93	0.65%	\$ 243,250.21	\$ 243,628.48	0.16%	\$ 19,141.63	\$ 19,580.70

Internal Use

Customer	Delivery 1/24 Prices	Delivery 8/24 Prices	Delivery % Difference	Bundled 1/24 Prices	Bundled 8/24 Prices	Bundled % Difference	Distribution 8/24 Prices	Distribution 1/25 Prices
MGS-S Customer 10358	\$ 6,789.88	\$ 6,909.16	1.76%	\$ 19,171.49	\$ 19,290.77	0.62%	\$ 2,640.81	\$ 2,763.08
MGS-S Customer 10359	\$ 14,579.89	\$ 14,760.05	1.24%	\$ 62,703.63	\$ 62,883.79	0.29%	\$ 5,186.16	\$ 5,367.29
MGS-S Customer 10360	\$ 14,932.61	\$ 15,089.78	1.05%	\$ 39,394.18	\$ 39,551.35	0.40%	\$ 5,321.58	\$ 5,519.45
MGS-S Customer 10361	\$ 13,723.54	\$ 13,902.64	1.31%	\$ 38,171.39	\$ 38,350.49	0.47%	\$ 5,091.38	\$ 5,228.15
MGS-S Customer 10362	\$ 7,612.62	\$ 7,763.28	1.98%	\$ 17,147.47	\$ 17,298.13	0.88%	\$ 3,094.55	\$ 3,208.22
MGS-S Customer 10363	\$ 4,238.47	\$ 4,373.77	3.19%	\$ 6,801.29	\$ 6,936.59	1.99%	\$ 2,003.79	\$ 2,078.28
MGS-S Customer 10364	\$ 3,130.46	\$ 3,233.98	3.31%	\$ 6,627.84	\$ 6,731.36	1.56%	\$ 1,500.73	\$ 1,537.73
MGS-S Customer 10365	\$ 6,931.29	\$ 7,078.18	2.12%	\$ 21,743.97	\$ 21,890.86	0.68%	\$ 2,827.29	\$ 2,932.64
MGS-S Customer 10366	\$ 4,304.40	\$ 4,412.38	2.51%	\$ 13,673.45	\$ 13,781.43	0.79%	\$ 1,832.37	\$ 1,912.93
MGS-S Customer 10367	\$ 4,955.64	\$ 5,093.72	2.79%	\$ 13,343.39	\$ 13,481.47	1.03%	\$ 2,203.10	\$ 2,288.19
MGS-S Customer 10368	\$ 4,326.76	\$ 4,435.28	2.51%	\$ 11,613.13	\$ 11,721.65	0.93%	\$ 1,864.07	\$ 1,932.90
MGS-S Customer 10369	\$ 4,272.39	\$ 4,379.94	2.52%	\$ 15,975.16	\$ 16,082.71	0.67%	\$ 1,803.41	\$ 1,885.67
MGS-S Customer 10370	\$ 27,846.70	\$ 28,089.24	0.87%	\$ 98,562.20	\$ 98,804.74	0.25%	\$ 9,575.00	\$ 9,826.10
MGS-S Customer 10371	\$ 4,124.40	\$ 4,231.79	2.60%	\$ 11,729.33	\$ 11,836.72	0.92%	\$ 1,787.89	\$ 1,861.44
MGS-S Customer 10372	\$ 5,061.99	\$ 5,200.59	2.74%	\$ 11,917.81	\$ 12,056.41	1.16%	\$ 2,243.27	\$ 2,338.03
MGS-S Customer 10373	\$ 3,931.13	\$ 4,064.70	3.40%	\$ 6,319.24	\$ 6,452.81	2.11%	\$ 1,888.62	\$ 1,975.55
MGS-S Customer 10374	\$ 16,087.68	\$ 16,275.63	1.17%	\$ 59,023.40	\$ 59,211.35	0.32%	\$ 5,735.87	\$ 5,930.04
MGS-S Customer 10375	\$ 2,822.83	\$ 2,924.77	3.61%	\$ 6,440.65	\$ 6,542.59	1.58%	\$ 1,391.25	\$ 1,430.64
MGS-S Customer 10376	\$ 11,886.40	\$ 12,056.94	1.43%	\$ 23,331.05	\$ 23,501.59	0.73%	\$ 4,512.94	\$ 4,691.80
MGS-S Customer 10377	\$ 3,311.52	\$ 3,439.84	3.87%	\$ 27,156.06	\$ 27,284.38	0.47%	\$ 1,522.02	\$ 1,608.57
MGS-S Customer 10378	\$ 6,746.89	\$ 6,893.01	2.17%	\$ 19,537.45	\$ 19,683.57	0.75%	\$ 2,775.04	\$ 2,883.68
MGS-S Customer 10379	\$ 1,066.23	\$ 1,159.60	8.76%	\$ 2,455.68	\$ 2,549.05	3.80%	\$ 794.45	\$ 837.71
MGS-S Customer 10380	\$ 14,512.54	\$ 14,693.65	1.25%	\$ 50,832.39	\$ 51,013.50	0.36%	\$ 5,249.94	\$ 5,426.49
MGS-S Customer 10381	\$ 6,534.29	\$ 6,703.50	2.59%	\$ 10,556.37	\$ 10,725.58	1.60%	\$ 2,929.93	\$ 3,023.38
MGS-S Customer 10382	\$ 7,721.80	\$ 7,872.57	1.95%	\$ 23,232.29	\$ 23,383.06	0.65%	\$ 3,097.80	\$ 3,201.70
MGS-S Customer 10383	\$ 4,460.23	\$ 4,596.19	3.05%	\$ 9,807.31	\$ 9,943.27	1.39%	\$ 2,053.63	\$ 2,137.56
MGS-S Customer 10384	\$ 6,580.52	\$ 6,726.25	2.21%	\$ 13,747.14	\$ 13,892.87	1.06%	\$ 2,750.92	\$ 2,867.47
MGS-S Customer 10385	\$ 14,580.98	\$ 14,764.34	1.26%	\$ 26,903.29	\$ 27,086.65	0.68%	\$ 5,420.53	\$ 5,626.46
MGS-S Customer 10386	\$ 3,465.88	\$ 3,571.52	3.05%	\$ 6,998.91	\$ 7,104.55	1.51%	\$ 1,636.79	\$ 1,648.38
MGS-S Customer 10387	\$ 6,186.01	\$ 6,302.98	1.89%	\$ 19,148.08	\$ 19,265.05	0.61%	\$ 2,459.92	\$ 2,540.40
MGS-S Customer 10388	\$ 3,340.61	\$ 3,444.62	3.11%	\$ 9,408.12	\$ 9,512.13	1.11%	\$ 1,542.45	\$ 1,596.04
MGS-S Customer 10389	\$ 3,911.23	\$ 4,044.21	3.40%	\$ 12,938.06	\$ 13,071.04	1.03%	\$ 1,842.29	\$ 1,919.57
MGS-S Customer 10390	\$ 14,679.66	\$ 14,833.50	1.05%	\$ 64,818.56	\$ 64,972.40	0.24%	\$ 5,075.02	\$ 5,243.58
MGS-S Customer 10391	\$ 6,633.74	\$ 6,779.64	2.20%	\$ 19,005.18	\$ 19,151.08	0.77%	\$ 2,751.69	\$ 2,843.82
MGS-S Customer 10392	\$ 6,875.21	\$ 7,036.19	2.34%	\$ 19,531.05	\$ 19,692.03	0.82%	\$ 2,941.47	\$ 3,011.96
MGS-S Customer 10393	\$ 30,354.62	\$ 30,650.68	0.98%	\$ 87,212.22	\$ 87,508.28	0.34%	\$ 10,726.23	\$ 11,103.59
MGS-S Customer 10394	\$ 29,869.03	\$ 30,117.45	0.83%	\$ 101,964.83	\$ 102,213.25	0.24%	\$ 10,089.38	\$ 10,567.00
MGS-S Customer 10395	\$ 48,853.07	\$ 49,185.92	0.68%	\$ 214,352.56	\$ 214,685.41	0.16%	\$ 15,997.38	\$ 16,498.38
MGS-S Customer 10396	\$ 9,783.17	\$ 9,943.55	1.64%	\$ 27,320.36	\$ 27,480.74	0.59%	\$ 3,779.89	\$ 3,907.85
MGS-S Customer 10397	\$ 46,599.87	\$ 46,936.14	0.72%	\$ 187,247.02	\$ 187,583.29	0.18%	\$ 15,496.77	\$ 15,961.64

Customer	Delivery 1/24 Prices	Delivery 8/24 Prices	Delivery % Difference	Bundled 1/24 Prices	Bundled 8/24 Prices	Bundled % Difference	Distribution 8/24 Prices	Distribution 1/25 Prices
MGS-S Customer 10398	\$ 4,220.99	\$ 4,329.00	2.56%	\$ 11,687.78	\$ 11,795.79	0.92%	\$ 1,827.97	\$ 1,894.40
MGS-S Customer 10399	\$ 9,141.57	\$ 9,298.83	1.72%	\$ 29,827.86	\$ 29,985.12	0.53%	\$ 3,534.01	\$ 3,667.28
MGS-S Customer 10400	\$ 10,482.22	\$ 10,657.67	1.67%	\$ 24,011.04	\$ 24,186.49	0.73%	\$ 4,144.00	\$ 4,245.05
MGS-S Customer 10401	\$ 6,232.62	\$ 6,376.27	2.30%	\$ 18,696.50	\$ 18,840.15	0.77%	\$ 2,601.05	\$ 2,706.95
MGS-S Customer 10402	\$ 3,051.97	\$ 3,186.37	4.40%	\$ 7,741.35	\$ 7,875.75	1.74%	\$ 1,616.16	\$ 1,684.50
MGS-S Customer 10403	\$ 8,506.05	\$ 8,659.54	1.80%	\$ 33,305.84	\$ 33,459.33	0.46%	\$ 3,293.66	\$ 3,410.97
MGS-S Customer 10404	\$ 12,157.51	\$ 12,328.14	1.40%	\$ 33,639.08	\$ 33,809.71	0.51%	\$ 4,525.41	\$ 4,717.73
MGS-S Customer 10405	\$ 6,706.77	\$ 6,852.50	2.17%	\$ 22,881.93	\$ 23,027.66	0.64%	\$ 2,743.66	\$ 2,844.01
MGS-S Customer 10406	\$ 10,126.65	\$ 10,287.82	1.59%	\$ 35,717.14	\$ 35,878.31	0.45%	\$ 3,837.50	\$ 3,971.29
MGS-S Customer 10407	\$ 5,016.18	\$ 5,154.60	2.76%	\$ 12,349.85	\$ 12,488.27	1.12%	\$ 2,228.32	\$ 2,317.56
MGS-S Customer 10408	\$ 20,060.95	\$ 20,267.33	1.03%	\$ 62,173.85	\$ 62,380.23	0.33%	\$ 7,058.82	\$ 7,331.57
MGS-S Customer 10409	\$ 5,195.33	\$ 5,307.79	2.16%	\$ 12,059.15	\$ 12,171.61	0.93%	\$ 2,150.39	\$ 2,242.26
MGS-S Customer 10410	\$ 3,475.54	\$ 3,606.71	3.77%	\$ 10,131.63	\$ 10,262.80	1.29%	\$ 1,713.44	\$ 1,783.63
MGS-S Customer 10411	\$ 5,542.36	\$ 5,682.95	2.54%	\$ 18,193.63	\$ 18,334.22	0.77%	\$ 2,377.29	\$ 2,461.39
MGS-S Customer 10412	\$ 4,294.92	\$ 4,429.69	3.14%	\$ 13,095.51	\$ 13,230.28	1.03%	\$ 1,970.97	\$ 2,055.98
MGS-S Customer 10413	\$ 9,501.17	\$ 9,633.23	1.39%	\$ 25,653.48	\$ 25,785.54	0.51%	\$ 3,541.49	\$ 3,680.92
MGS-S Customer 10414	\$ 3,678.89	\$ 3,784.61	2.87%	\$ 7,455.88	\$ 7,561.60	1.42%	\$ 1,667.23	\$ 1,732.06
MGS-S Customer 10415	\$ 3,293.05	\$ 3,397.19	3.16%	\$ 6,291.10	\$ 6,395.24	1.66%	\$ 1,550.01	\$ 1,600.62
MGS-S Customer 10416	\$ 10,421.65	\$ 10,583.49	1.55%	\$ 42,475.81	\$ 42,637.65	0.38%	\$ 3,887.80	\$ 4,029.64
MGS-S Customer 10417	\$ 4,148.00	\$ 4,282.22	3.24%	\$ 11,584.74	\$ 11,718.96	1.16%	\$ 1,931.67	\$ 2,014.10
MGS-S Customer 10418	\$ 6,119.28	\$ 6,236.08	1.91%	\$ 17,310.72	\$ 17,427.52	0.67%	\$ 2,448.71	\$ 2,529.94
MGS-S Customer 10419	\$ 14,316.28	\$ 14,498.97	1.28%	\$ 25,974.14	\$ 26,156.83	0.70%	\$ 5,359.07	\$ 5,532.24
MGS-S Customer 10420	\$ 3,423.51	\$ 3,527.64	3.04%	\$ 12,148.68	\$ 12,252.81	0.86%	\$ 1,551.68	\$ 1,606.19
MGS-S Customer 10421	\$ 594.36	\$ 685.69	15.37%	\$ 619.96	\$ 711.29	14.73%	\$ 647.88	\$ 681.55
MGS-S Customer 10422	\$ 8,020.02	\$ 8,171.99	1.89%	\$ 23,834.11	\$ 23,986.08	0.64%	\$ 3,188.01	\$ 3,306.09
MGS-S Customer 10423	\$ 46,087.43	\$ 46,464.80	0.82%	\$ 121,158.66	\$ 121,536.03	0.31%	\$ 15,994.46	\$ 16,515.99
MGS-S Customer 10424	\$ 7,739.48	\$ 7,889.83	1.94%	\$ 26,137.76	\$ 26,288.11	0.58%	\$ 3,074.17	\$ 3,189.96
MGS-S Customer 10425	\$ 16,203.23	\$ 16,392.32	1.17%	\$ 54,998.03	\$ 55,187.12	0.34%	\$ 5,811.78	\$ 5,997.66
MGS-S Customer 10426	\$ 4,167.62	\$ 4,275.09	2.58%	\$ 9,218.07	\$ 9,325.54	1.17%	\$ 1,803.26	\$ 1,899.40
MGS-S Customer 10427	\$ 25,409.91	\$ 25,638.91	0.90%	\$ 102,697.85	\$ 102,926.85	0.22%	\$ 8,649.31	\$ 8,943.25
MGS-S Customer 10428	\$ 8,183.70	\$ 8,337.00	1.87%	\$ 18,607.52	\$ 18,760.82	0.82%	\$ 3,281.91	\$ 3,401.34
MGS-S Customer 10429	\$ 3,907.70	\$ 4,013.66	2.71%	\$ 15,338.64	\$ 15,444.60	0.69%	\$ 1,687.10	\$ 1,758.75
MGS-S Customer 10430	\$ 3,433.68	\$ 3,537.97	3.04%	\$ 11,906.22	\$ 12,010.51	0.88%	\$ 1,560.67	\$ 1,610.49
MGS-S Customer 10431	\$ 12,408.24	\$ 12,579.66	1.38%	\$ 40,613.08	\$ 40,784.50	0.42%	\$ 4,574.68	\$ 4,754.42
MGS-S Customer 10432	\$ 15,976.86	\$ 16,166.72	1.19%	\$ 64,963.98	\$ 65,153.84	0.29%	\$ 5,655.94	\$ 5,879.21
MGS-S Customer 10433	\$ 5,392.39	\$ 5,505.98	2.11%	\$ 12,171.08	\$ 12,284.67	0.93%	\$ 2,225.78	\$ 2,309.48
MGS-S Customer 10434	\$ 5,089.24	\$ 5,227.85	2.72%	\$ 12,811.18	\$ 12,949.79	1.08%	\$ 2,245.24	\$ 2,341.72
MGS-S Customer 10435	\$ 6,414.31	\$ 6,559.64	2.27%	\$ 16,304.97	\$ 16,450.30	0.89%	\$ 2,705.08	\$ 2,781.94
MGS-S Customer 10436	\$ 4,417.57	\$ 4,526.37	2.46%	\$ 12,178.36	\$ 12,287.16	0.89%	\$ 1,886.98	\$ 1,962.49
MGS-S Customer 10437	\$ 4,787.99	\$ 4,924.80	2.86%	\$ 16,458.31	\$ 16,595.12	0.83%	\$ 2,116.46	\$ 2,208.22

Internal Use

Customer	Delivery 1/24 Prices	Delivery 8/24 Prices	Delivery % Difference	Bundled 1/24 Prices	Bundled 8/24 Prices	Bundled % Difference	Distribution 8/24 Prices	Distribution 1/25 Prices
MGS-S Customer 10438	\$ 2,441.22	\$ 2,540.61	4.07%	\$ 10,427.22	\$ 10,526.61	0.95%	\$ 1,218.64	\$ 1,269.86
MGS-S Customer 10439	\$ 7,635.37	\$ 7,758.48	1.61%	\$ 25,914.47	\$ 26,037.58	0.48%	\$ 2,902.62	\$ 3,011.92
MGS-S Customer 10440	\$ 5,659.82	\$ 5,799.79	2.47%	\$ 27,589.30	\$ 27,729.27	0.51%	\$ 2,341.12	\$ 2,439.57
MGS-S Customer 10441	\$ 24,530.66	\$ 24,756.75	0.92%	\$ 95,652.94	\$ 95,879.03	0.24%	\$ 8,423.99	\$ 8,671.85
MGS-S Customer 10442	\$ 17,743.81	\$ 17,938.32	1.10%	\$ 59,248.94	\$ 59,443.45	0.33%	\$ 6,240.76	\$ 6,536.86
MGS-S Customer 10443	\$ 4,185.25	\$ 4,319.62	3.21%	\$ 11,686.43	\$ 11,820.80	1.15%	\$ 1,942.82	\$ 2,026.93
MGS-S Customer 10444	\$ 4,579.19	\$ 4,715.07	2.97%	\$ 15,613.40	\$ 15,749.28	0.87%	\$ 2,050.72	\$ 2,139.66
MGS-S Customer 10445	\$ 20,021.76	\$ 20,227.97	1.03%	\$ 62,751.80	\$ 62,958.01	0.33%	\$ 7,044.88	\$ 7,312.49
MGS-S Customer 10446	\$ 3,877.62	\$ 4,010.57	3.43%	\$ 12,857.26	\$ 12,990.21	1.03%	\$ 1,837.01	\$ 1,906.57
MGS-S Customer 10447	\$ 4,393.53	\$ 4,502.53	2.48%	\$ 8,497.88	\$ 8,606.88	1.28%	\$ 1,902.30	\$ 1,980.65
MGS-S Customer 10448	\$ 6,819.25	\$ 6,965.71	2.15%	\$ 19,216.63	\$ 19,363.09	0.76%	\$ 2,800.45	\$ 2,912.25
MGS-S Customer 10449	\$ 21,600.11	\$ 21,813.02	0.99%	\$ 86,044.82	\$ 86,257.73	0.25%	\$ 7,485.73	\$ 7,693.56
MGS-S Customer 10450	\$ 42,284.73	\$ 42,897.12	1.45%	\$ 132,521.03	\$ 133,133.42	0.46%	\$ 16,519.21	\$ 16,689.93
MGS-S Customer 10451	\$ 6,668.08	\$ 6,787.23	1.79%	\$ 18,725.18	\$ 18,844.33	0.64%	\$ 2,620.26	\$ 2,717.76
MGS-S Customer 10452	\$ 5,509.67	\$ 5,650.36	2.55%	\$ 14,694.18	\$ 14,834.87	0.96%	\$ 2,386.90	\$ 2,475.57
MGS-S Customer 10453	\$ 4,116.99	\$ 4,251.05	3.26%	\$ 9,985.57	\$ 10,119.63	1.34%	\$ 1,924.66	\$ 2,016.46
MGS-S Customer 10454	\$ 6,895.12	\$ 7,015.24	1.74%	\$ 19,487.09	\$ 19,607.21	0.62%	\$ 2,690.37	\$ 2,794.11
MGS-S Customer 10455	\$ 4,460.09	\$ 4,569.17	2.45%	\$ 13,143.79	\$ 13,252.87	0.83%	\$ 1,902.72	\$ 1,968.64
MGS-S Customer 10456	\$ 6,127.27	\$ 6,243.96	1.90%	\$ 17,363.96	\$ 17,480.65	0.67%	\$ 2,444.44	\$ 2,534.25
MGS-S Customer 10457	\$ 6,639.82	\$ 6,831.42	2.89%	\$ 13,148.28	\$ 13,339.88	1.46%	\$ 3,112.60	\$ 3,183.60
MGS-S Customer 10458	\$ 2,649.93	\$ 2,750.21	3.78%	\$ 7,806.65	\$ 7,906.93	1.28%	\$ 1,291.80	\$ 1,367.62
MGS-S Customer 10459	\$ 7,530.31	\$ 7,679.94	1.99%	\$ 24,688.14	\$ 24,837.77	0.61%	\$ 3,018.75	\$ 3,123.85
MGS-S Customer 10460	\$ 4,798.16	\$ 4,934.88	2.85%	\$ 18,927.09	\$ 19,063.81	0.72%	\$ 2,107.80	\$ 2,192.91
MGS-S Customer 10461	\$ 6,324.43	\$ 6,442.40	1.87%	\$ 16,734.99	\$ 16,852.96	0.70%	\$ 2,528.51	\$ 2,605.81
MGS-S Customer 10462	\$ 4,968.47	\$ 5,106.51	2.78%	\$ 15,349.44	\$ 15,487.48	0.90%	\$ 2,197.48	\$ 2,277.42
MGS-S Customer 10463	\$ 4,859.86	\$ 4,997.35	2.83%	\$ 14,026.66	\$ 14,164.15	0.98%	\$ 2,162.63	\$ 2,249.91
MGS-S Customer 10464	\$ 5,371.47	\$ 5,511.91	2.61%	\$ 11,230.91	\$ 11,371.35	1.25%	\$ 2,366.65	\$ 2,450.01
MGS-S Customer 10465	\$ 19,939.25	\$ 20,148.83	1.05%	\$ 32,581.38	\$ 32,790.96	0.64%	\$ 7,261.48	\$ 7,487.97
MGS-S Customer 10466	\$ 6,630.18	\$ 6,775.40	2.19%	\$ 24,729.54	\$ 24,874.76	0.59%	\$ 2,706.40	\$ 2,803.00
MGS-S Customer 10467	\$ 40,525.01	\$ 40,825.83	0.74%	\$ 108,278.79	\$ 108,579.61	0.28%	\$ 13,774.39	\$ 14,307.35
MGS-S Customer 10468	\$ 4,625.74	\$ 4,735.12	2.36%	\$ 16,892.97	\$ 17,002.35	0.65%	\$ 1,927.90	\$ 2,002.67
MGS-S Customer 10469	\$ 3,897.64	\$ 4,030.71	3.41%	\$ 10,556.93	\$ 10,690.00	1.26%	\$ 1,850.93	\$ 1,932.55
MGS-S Customer 10470	\$ 9,092.46	\$ 9,249.27	1.72%	\$ 17,319.44	\$ 17,476.25	0.91%	\$ 3,558.17	\$ 3,747.28
MGS-S Customer 10471	\$ 2,509.30	\$ 2,609.21	3.98%	\$ 7,070.71	\$ 7,170.62	1.41%	\$ 1,259.14	\$ 1,319.75
MGS-S Customer 10472	\$ 3,605.05	\$ 3,737.01	3.66%	\$ 9,086.28	\$ 9,218.24	1.45%	\$ 1,767.48	\$ 1,836.67
MGS-S Customer 10473	\$ 5,697.96	\$ 5,812.44	2.01%	\$ 17,787.97	\$ 17,902.45	0.64%	\$ 2,289.68	\$ 2,379.17
MGS-S Customer 10474	\$ 7,474.56	\$ 7,624.11	2.00%	\$ 22,566.51	\$ 22,716.06	0.66%	\$ 3,013.30	\$ 3,119.33
MGS-S Customer 10475	\$ 11,583.24	\$ 11,750.70	1.45%	\$ 41,633.78	\$ 41,801.24	0.40%	\$ 4,289.60	\$ 4,451.15
MGS-S Customer 10476	\$ 4,404.71	\$ 4,541.04	3.10%	\$ 10,812.62	\$ 10,948.95	1.26%	\$ 2,060.26	\$ 2,101.58
MGS-S Customer 10477	\$ 6,496.02	\$ 6,640.97	2.23%	\$ 17,236.80	\$ 17,381.75	0.84%	\$ 2,696.97	\$ 2,812.66

Internal Use

Customer	Delivery 1/24 Prices	Delivery 8/24 Prices	Delivery % Difference	Bundled 1/24 Prices	Bundled 8/24 Prices	Bundled % Difference	Distribution 8/24 Prices	Distribution 1/25 Prices
MGS-S Customer 10478	\$ 4,714.42	\$ 4,851.30	2.90%	\$ 14,054.90	\$ 14,191.78	0.97%	\$ 2,116.55	\$ 2,196.67
MGS-S Customer 10479	\$ 3,580.18	\$ 3,685.87	2.95%	\$ 7,732.75	\$ 7,838.44	1.37%	\$ 1,652.09	\$ 1,689.16
MGS-S Customer 10480	\$ 4,872.18	\$ 5,010.04	2.83%	\$ 12,751.57	\$ 12,889.43	1.08%	\$ 2,183.76	\$ 2,261.17
MGS-S Customer 10481	\$ 13,810.82	\$ 13,988.61	1.29%	\$ 36,645.27	\$ 36,823.06	0.49%	\$ 5,048.77	\$ 5,293.09
MGS-S Customer 10482	\$ 25,362.25	\$ 25,590.26	0.90%	\$ 109,469.45	\$ 109,697.46	0.21%	\$ 8,581.43	\$ 8,879.29
MGS-S Customer 10483	\$ 4,093.41	\$ 4,227.58	3.28%	\$ 11,518.38	\$ 11,652.55	1.16%	\$ 1,922.79	\$ 1,992.48
MGS-S Customer 10484	\$ 3,970.61	\$ 4,103.75	3.35%	\$ 15,045.50	\$ 15,178.64	0.88%	\$ 1,851.91	\$ 1,924.70
MGS-S Customer 10485	\$ 4,666.59	\$ 4,803.47	2.93%	\$ 11,179.62	\$ 11,316.50	1.22%	\$ 2,117.44	\$ 2,200.79
MGS-S Customer 10486	\$ 20,050.24	\$ 20,353.61	1.51%	\$ 30,137.44	\$ 30,440.81	1.01%	\$ 7,976.11	\$ 8,153.73
MGS-S Customer 10487	\$ 7,505.87	\$ 7,655.71	2.00%	\$ 19,870.80	\$ 20,020.64	0.75%	\$ 3,037.50	\$ 3,151.14
MGS-S Customer 10488	\$ 4,091.94	\$ 4,226.36	3.28%	\$ 9,344.87	\$ 9,479.29	1.44%	\$ 1,939.31	\$ 2,006.89
MGS-S Customer 10489	\$ 5,406.17	\$ 5,546.30	2.59%	\$ 14,714.77	\$ 14,854.90	0.95%	\$ 2,348.28	\$ 2,439.28
MGS-S Customer 10490	\$ 4,915.53	\$ 5,053.64	2.81%	\$ 11,465.24	\$ 11,603.35	1.20%	\$ 2,203.92	\$ 2,286.81
MGS-S Customer 10491	\$ 5,846.28	\$ 5,988.16	2.43%	\$ 18,431.97	\$ 18,573.85	0.77%	\$ 2,473.52	\$ 2,569.98
MGS-S Customer 10492	\$ 4,146.20	\$ 4,254.23	2.61%	\$ 6,183.86	\$ 6,291.89	1.75%	\$ 1,833.26	\$ 1,908.86
MGS-S Customer 10493	\$ 7,952.77	\$ 8,104.33	1.91%	\$ 24,123.36	\$ 24,274.92	0.63%	\$ 3,160.46	\$ 3,280.70
MGS-S Customer 10494	\$ 5,849.33	\$ 5,964.01	1.96%	\$ 23,271.80	\$ 23,386.48	0.49%	\$ 2,304.14	\$ 2,394.03
MGS-S Customer 10495	\$ 19,547.96	\$ 19,820.82	1.40%	\$ 50,051.79	\$ 50,324.65	0.55%	\$ 7,523.28	\$ 7,639.87
MGS-S Customer 10496	\$ 4,787.41	\$ 4,898.47	2.32%	\$ 10,345.19	\$ 10,456.25	1.07%	\$ 2,039.52	\$ 2,104.06
MGS-S Customer 10497	\$ 3,872.18	\$ 4,005.07	3.43%	\$ 10,518.90	\$ 10,651.79	1.26%	\$ 1,839.76	\$ 1,924.47
MGS-S Customer 10498	\$ 9,252.74	\$ 9,410.31	1.70%	\$ 30,684.03	\$ 30,841.60	0.51%	\$ 3,577.96	\$ 3,693.55
MGS-S Customer 10499	\$ 5,350.84	\$ 5,490.67	2.61%	\$ 14,729.60	\$ 14,869.43	0.95%	\$ 2,328.00	\$ 2,419.75
MGS-S Customer 10500	\$ 4,422.07	\$ 4,530.73	2.46%	\$ 13,933.72	\$ 14,042.38	0.78%	\$ 1,876.74	\$ 1,951.50
MGS-S Customer 10501	\$ 15,216.91	\$ 15,402.07	1.22%	\$ 46,214.36	\$ 46,399.52	0.40%	\$ 5,532.26	\$ 5,708.52
MGS-S Customer 10502	\$ 7,559.30	\$ 7,709.22	1.98%	\$ 24,070.86	\$ 24,220.78	0.62%	\$ 3,036.80	\$ 3,137.54
MGS-S Customer 10503	\$ 4,807.96	\$ 4,945.34	2.86%	\$ 10,954.66	\$ 11,092.04	1.25%	\$ 2,158.73	\$ 2,255.28
MGS-S Customer 10504	\$ 8,654.64	\$ 8,811.00	1.81%	\$ 19,678.80	\$ 19,835.16	0.79%	\$ 3,434.46	\$ 3,571.64
MGS-S Customer 10505	\$ 26,491.83	\$ 26,772.54	1.06%	\$ 101,878.43	\$ 102,159.14	0.28%	\$ 9,326.91	\$ 9,653.41
MGS-S Customer 10506	\$ 10,961.20	\$ 11,125.46	1.50%	\$ 43,914.84	\$ 44,079.10	0.37%	\$ 4,061.43	\$ 4,212.48
MGS-S Customer 10507	\$ 3,904.09	\$ 4,011.01	2.74%	\$ 5,509.49	\$ 5,616.41	1.94%	\$ 1,754.49	\$ 1,827.31
MGS-S Customer 10508	\$ 12,391.21	\$ 12,562.50	1.38%	\$ 32,784.99	\$ 32,956.28	0.52%	\$ 4,586.67	\$ 4,814.11
MGS-S Customer 10509	\$ 13,237.15	\$ 13,412.04	1.32%	\$ 44,696.22	\$ 44,871.11	0.39%	\$ 4,825.26	\$ 5,022.88
MGS-S Customer 10510	\$ 4,303.51	\$ 4,411.70	2.51%	\$ 14,048.72	\$ 14,156.91	0.77%	\$ 1,840.08	\$ 1,907.02
MGS-S Customer 10511	\$ 5,656.91	\$ 5,798.15	2.50%	\$ 15,419.60	\$ 15,560.84	0.92%	\$ 2,428.24	\$ 2,524.14
MGS-S Customer 10512	\$ 4,644.82	\$ 4,781.14	2.93%	\$ 16,729.57	\$ 16,865.89	0.81%	\$ 2,075.48	\$ 2,152.40
MGS-S Customer 10513	\$ 6,816.27	\$ 6,936.49	1.76%	\$ 14,602.54	\$ 14,722.76	0.82%	\$ 2,697.41	\$ 2,800.66
MGS-S Customer 10514	\$ 4,678.38	\$ 4,788.63	2.36%	\$ 10,790.12	\$ 10,900.37	1.02%	\$ 1,988.52	\$ 2,064.85
MGS-S Customer 10515	\$ 24,312.10	\$ 24,534.35	0.91%	\$ 116,399.13	\$ 116,621.38	0.19%	\$ 8,172.52	\$ 8,455.09
MGS-S Customer 10516	\$ 28,872.43	\$ 29,185.82	1.09%	\$ 83,325.92	\$ 83,639.31	0.38%	\$ 10,449.60	\$ 10,742.37
MGS-S Customer 10517	\$ 53,642.23	\$ 54,003.73	0.67%	\$ 138,489.86	\$ 138,851.36	0.26%	\$ 18,083.83	\$ 18,771.46

Internal Use

Customer	Delivery 1/24 Prices	Delivery 8/24 Prices	Delivery % Difference	Bundled 1/24 Prices	Bundled 8/24 Prices	Bundled % Difference	Distribution 8/24 Prices	Distribution 1/25 Prices
MGS-S Customer 10518	\$ 22,628.12	\$ 22,966.47	1.50%	\$ 35,992.40	\$ 36,330.75	0.94%	\$ 8,990.71	\$ 9,180.53
MGS-S Customer 10519	\$ 62,587.92	\$ 63,161.69	0.92%	\$ 202,812.29	\$ 203,386.06	0.28%	\$ 22,055.13	\$ 22,603.94
MGS-S Customer 10520	\$ 8,864.95	\$ 9,018.95	1.74%	\$ 44,531.33	\$ 44,685.33	0.35%	\$ 3,333.65	\$ 3,460.69
MGS-S Customer 10521	\$ 48,530.31	\$ 48,953.24	0.87%	\$ 131,577.14	\$ 132,000.07	0.32%	\$ 17,032.69	\$ 17,529.09
MGS-S Customer 10522	\$ 5,790.56	\$ 5,931.95	2.44%	\$ 18,885.18	\$ 19,026.57	0.75%	\$ 2,442.98	\$ 2,549.14
MGS-S Customer 10523	\$ 6,848.07	\$ 6,968.15	1.75%	\$ 20,828.12	\$ 20,948.20	0.58%	\$ 2,679.24	\$ 2,763.82
MGS-S Customer 10524	\$ 2,884.45	\$ 3,101.54	7.53%	\$ 65,426.03	\$ 65,643.12	0.33%	\$ 1,825.68	\$ 1,779.91
MGS-S Customer 10525	\$ 4,329.62	\$ 4,437.93	2.50%	\$ 13,101.18	\$ 13,209.49	0.83%	\$ 1,851.57	\$ 1,924.20
MGS-S Customer 10526	\$ 3,382.26	\$ 3,486.25	3.07%	\$ 10,635.49	\$ 10,739.48	0.98%	\$ 1,543.72	\$ 1,603.42
MGS-S Customer 10527	\$ 7,963.59	\$ 8,088.54	1.57%	\$ 27,915.85	\$ 28,040.80	0.45%	\$ 3,020.97	\$ 3,109.48
MGS-S Customer 10528	\$ 8,280.30	\$ 8,432.21	1.83%	\$ 36,680.31	\$ 36,832.22	0.41%	\$ 3,186.13	\$ 3,308.17
MGS-S Customer 10529	\$ 3,829.46	\$ 3,936.21	2.79%	\$ 3,829.46	\$ 3,936.21	2.79%	\$ 1,741.69	\$ 1,812.30
MGS-S Customer 10530	\$ 1,849.39	\$ 1,946.25	5.24%	\$ 4,299.55	\$ 4,396.41	2.25%	\$ 1,045.79	\$ 1,105.51
MGS-S Customer 10531	\$ 30,419.11	\$ 30,671.88	0.83%	\$ 105,988.53	\$ 106,241.30	0.24%	\$ 10,342.22	\$ 10,709.45
MGS-S Customer 10532	\$ 2,416.42	\$ 2,516.37	4.14%	\$ 6,006.01	\$ 6,105.96	1.66%	\$ 1,251.53	\$ 1,289.51
MGS-S Customer 10533	\$ 3,966.47	\$ 4,073.26	2.69%	\$ 8,675.16	\$ 8,781.95	1.23%	\$ 1,748.59	\$ 1,828.52
MGS-S Customer 10534	\$ 5,602.64	\$ 5,743.42	2.51%	\$ 15,855.75	\$ 15,996.53	0.89%	\$ 2,399.65	\$ 2,503.56
MGS-S Customer 10535	\$ 22,971.61	\$ 23,192.53	0.96%	\$ 66,368.95	\$ 66,589.87	0.33%	\$ 8,002.58	\$ 8,363.52
MGS-S Customer 10536	\$ 12,215.04	\$ 12,385.33	1.39%	\$ 36,411.51	\$ 36,581.80	0.47%	\$ 4,510.33	\$ 4,722.83
MGS-S Customer 10537	\$ 6,857.25	\$ 7,003.55	2.13%	\$ 22,991.39	\$ 23,137.69	0.64%	\$ 2,788.33	\$ 2,898.68
MGS-S Customer 10538	\$ 2,501.30	\$ 2,601.00	3.99%	\$ 6,592.62	\$ 6,692.32	1.51%	\$ 1,249.91	\$ 1,322.99
MGS-S Customer 10539	\$ 7,019.46	\$ 7,138.93	1.70%	\$ 23,978.02	\$ 24,097.49	0.50%	\$ 2,666.38	\$ 2,816.32
MGS-S Customer 10540	\$ 5,195.64	\$ 5,307.92	2.16%	\$ 14,653.93	\$ 14,766.21	0.77%	\$ 2,135.49	\$ 2,223.08
MGS-S Customer 10541	\$ 50,366.83	\$ 50,749.76	0.76%	\$ 186,043.51	\$ 186,426.44	0.21%	\$ 17,048.97	\$ 17,475.95
MGS-S Customer 10542	\$ 3,306.87	\$ 3,411.04	3.15%	\$ 8,335.73	\$ 8,439.90	1.25%	\$ 1,548.18	\$ 1,588.90
MGS-S Customer 10543	\$ 4,449.67	\$ 4,585.69	3.06%	\$ 9,347.35	\$ 9,483.37	1.46%	\$ 2,056.21	\$ 2,136.23
MGS-S Customer 10544	\$ 7,823.96	\$ 7,974.97	1.93%	\$ 24,533.31	\$ 24,684.32	0.62%	\$ 3,118.17	\$ 3,230.48
MGS-S Customer 10545	\$ 5,566.58	\$ 5,706.78	2.52%	\$ 18,720.61	\$ 18,860.81	0.75%	\$ 2,362.03	\$ 2,471.77
MGS-S Customer 10546	\$ 10,419.10	\$ 10,582.16	1.57%	\$ 26,379.45	\$ 26,542.51	0.62%	\$ 3,983.46	\$ 4,147.47
MGS-S Customer 10547	\$ 8,253.32	\$ 8,406.39	1.85%	\$ 28,555.69	\$ 28,708.76	0.54%	\$ 3,254.84	\$ 3,350.42
MGS-S Customer 10548	\$ 9,011.05	\$ 9,139.90	1.43%	\$ 36,202.83	\$ 36,331.68	0.36%	\$ 3,308.19	\$ 3,428.59
MGS-S Customer 10549	\$ 7,123.10	\$ 7,244.47	1.70%	\$ 19,821.79	\$ 19,943.16	0.61%	\$ 2,774.57	\$ 2,870.85
MGS-S Customer 10550	\$ 3,328.36	\$ 3,432.01	3.11%	\$ 11,427.48	\$ 11,531.13	0.91%	\$ 1,519.70	\$ 1,578.54
MGS-S Customer 10551	\$ 4,028.01	\$ 4,134.78	2.65%	\$ 14,507.70	\$ 14,614.47	0.74%	\$ 1,740.48	\$ 1,805.89
MGS-S Customer 10552	\$ 6,754.53	\$ 6,873.43	1.76%	\$ 24,232.76	\$ 24,351.66	0.49%	\$ 2,606.27	\$ 2,710.93
MGS-S Customer 10553	\$ 6,100.88	\$ 6,217.73	1.92%	\$ 15,173.07	\$ 15,289.92	0.77%	\$ 2,453.92	\$ 2,539.50
MGS-S Customer 10554	\$ 5,801.12	\$ 5,942.81	2.44%	\$ 18,438.11	\$ 18,579.80	0.77%	\$ 2,458.64	\$ 2,553.64
MGS-S Customer 10555	\$ 5,185.20	\$ 5,324.33	2.68%	\$ 14,852.36	\$ 14,991.49	0.94%	\$ 2,275.15	\$ 2,358.39
MGS-S Customer 10556	\$ 37,926.15	\$ 38,209.85	0.75%	\$ 171,237.57	\$ 171,521.27	0.17%	\$ 12,516.12	\$ 12,911.82
MGS-S Customer 10557	\$ 6,969.35	\$ 7,116.62	2.11%	\$ 22,437.11	\$ 22,584.38	0.66%	\$ 2,846.90	\$ 2,938.17

Internal Use

Customer	Delivery 1/24 Prices	Delivery 8/24 Prices	Delivery % Difference	Bundled 1/24 Prices	Bundled 8/24 Prices	Bundled % Difference	Distribution 8/24 Prices	Distribution 1/25 Prices
MGS-S Customer 10558	\$ 2,492.83	\$ 2,592.51	4.00%	\$ 9,404.18	\$ 9,503.86	1.06%	\$ 1,240.86	\$ 1,296.28
MGS-S Customer 10559	\$ 30,569.48	\$ 31,010.72	1.44%	\$ 79,995.37	\$ 80,436.61	0.55%	\$ 11,933.75	\$ 12,136.68
MGS-S Customer 10560	\$ 3,073.76	\$ 3,202.81	4.20%	\$ 11,208.65	\$ 11,337.70	1.15%	\$ 1,564.78	\$ 1,633.40
MGS-S Customer 10561	\$ 5,695.48	\$ 5,836.49	2.48%	\$ 16,929.88	\$ 17,070.89	0.83%	\$ 2,419.25	\$ 2,530.39
MGS-S Customer 10562	\$ 1,755.96	\$ 1,852.42	5.49%	\$ 5,620.01	\$ 5,716.47	1.72%	\$ 1,012.63	\$ 1,060.53
MGS-S Customer 10563	\$ 21,657.63	\$ 21,870.85	0.98%	\$ 79,191.67	\$ 79,404.89	0.27%	\$ 7,524.68	\$ 7,770.68
MGS-S Customer 10564	\$ 9,366.29	\$ 9,523.60	1.68%	\$ 36,131.41	\$ 36,288.72	0.44%	\$ 3,567.20	\$ 3,698.61
MGS-S Customer 10565	\$ 7,500.65	\$ 7,623.33	1.64%	\$ 23,682.44	\$ 23,805.12	0.52%	\$ 2,871.43	\$ 2,979.82
MGS-S Customer 10566	\$ 26,100.12	\$ 26,388.44	1.10%	\$ 52,837.82	\$ 53,126.14	0.55%	\$ 9,615.54	\$ 9,868.30
MGS-S Customer 10567	\$ 4,460.47	\$ 4,596.14	3.04%	\$ 13,498.38	\$ 13,634.05	1.01%	\$ 2,031.23	\$ 2,110.51
MGS-S Customer 10568	\$ 2,013.40	\$ 2,111.51	4.87%	\$ 5,056.13	\$ 5,154.24	1.94%	\$ 1,120.27	\$ 1,152.24
MGS-S Customer 10569	\$ 3,795.12	\$ 3,928.40	3.51%	\$ 11,000.82	\$ 11,134.10	1.21%	\$ 1,845.62	\$ 1,883.71
MGS-S Customer 10570	\$ 6,191.34	\$ 6,334.60	2.31%	\$ 20,149.79	\$ 20,293.05	0.71%	\$ 2,575.04	\$ 2,682.34
MGS-S Customer 10571	\$ 29,940.29	\$ 30,187.44	0.83%	\$ 139,084.94	\$ 139,332.09	0.18%	\$ 9,945.76	\$ 10,303.60
MGS-S Customer 10572	\$ 5,067.70	\$ 5,179.67	2.21%	\$ 16,387.23	\$ 16,499.20	0.68%	\$ 2,100.38	\$ 2,159.32
MGS-S Customer 10573	\$ 34,418.41	\$ 34,691.25	0.79%	\$ 99,420.72	\$ 99,693.56	0.27%	\$ 11,766.50	\$ 12,182.58
MGS-S Customer 10574	\$ 22,139.61	\$ 22,357.70	0.99%	\$ 41,500.45	\$ 41,718.54	0.53%	\$ 7,900.35	\$ 8,225.18
MGS-S Customer 10575	\$ 14,680.91	\$ 14,863.88	1.25%	\$ 37,259.41	\$ 37,442.38	0.49%	\$ 5,389.54	\$ 5,586.62
MGS-S Customer 10576	\$ 6,266.69	\$ 6,383.45	1.86%	\$ 22,267.37	\$ 22,384.13	0.52%	\$ 2,453.06	\$ 2,550.56
MGS-S Customer 10577	\$ 15,750.51	\$ 15,938.60	1.19%	\$ 45,669.31	\$ 45,857.40	0.41%	\$ 5,733.19	\$ 5,899.08
MGS-S Customer 10578	\$ 6,856.78	\$ 7,002.84	2.13%	\$ 24,611.98	\$ 24,758.04	0.59%	\$ 2,773.50	\$ 2,887.91
MGS-S Customer 10579	\$ 10,492.94	\$ 10,657.34	1.57%	\$ 31,681.99	\$ 31,846.39	0.52%	\$ 4,038.48	\$ 4,117.78
MGS-S Customer 10580	\$ 4,404.05	\$ 4,512.72	2.47%	\$ 12,829.40	\$ 12,938.07	0.85%	\$ 1,877.80	\$ 1,953.04
MGS-S Customer 10581	\$ 18,751.03	\$ 18,951.33	1.07%	\$ 63,332.14	\$ 63,532.44	0.32%	\$ 6,616.69	\$ 6,851.32
MGS-S Customer 10582	\$ 4,033.71	\$ 4,140.81	2.66%	\$ 11,877.91	\$ 11,985.01	0.90%	\$ 1,762.79	\$ 1,826.06
MGS-S Customer 10583	\$ 4,514.09	\$ 4,650.32	3.02%	\$ 11,191.54	\$ 11,327.77	1.22%	\$ 2,068.98	\$ 2,145.15
MGS-S Customer 10584	\$ 12,986.31	\$ 13,136.25	1.15%	\$ 17,033.53	\$ 17,183.47	0.88%	\$ 4,807.09	\$ 4,984.08
MGS-S Customer 10585	\$ 7,874.17	\$ 8,024.99	1.92%	\$ 27,409.03	\$ 27,559.85	0.55%	\$ 3,109.11	\$ 3,229.68
MGS-S Customer 10586	\$ 8,013.06	\$ 8,165.37	1.90%	\$ 18,095.69	\$ 18,248.00	0.84%	\$ 3,216.73	\$ 3,346.85
MGS-S Customer 10587	\$ 15,000.01	\$ 15,183.55	1.22%	\$ 46,449.94	\$ 46,633.48	0.40%	\$ 5,432.23	\$ 5,635.99
MGS-S Customer 10588	\$ 24,347.97	\$ 24,573.63	0.93%	\$ 83,262.32	\$ 83,487.98	0.27%	\$ 8,413.69	\$ 8,704.05
MGS-S Customer 10589	\$ 9,184.24	\$ 9,341.28	1.71%	\$ 30,060.21	\$ 30,217.25	0.52%	\$ 3,547.04	\$ 3,676.76
MGS-S Customer 10590	\$ 11,340.80	\$ 11,507.43	1.47%	\$ 41,076.78	\$ 41,243.41	0.41%	\$ 4,223.12	\$ 4,365.01
MGS-S Customer 10591	\$ 5,513.78	\$ 5,653.75	2.54%	\$ 20,806.83	\$ 20,946.80	0.67%	\$ 2,339.52	\$ 2,435.29
MGS-S Customer 10592	\$ 3,614.80	\$ 3,719.95	2.91%	\$ 11,454.20	\$ 11,559.35	0.92%	\$ 1,623.00	\$ 1,679.20
MGS-S Customer 10593	\$ 3,374.41	\$ 3,478.72	3.09%	\$ 8,724.01	\$ 8,828.32	1.20%	\$ 1,562.04	\$ 1,612.08
MGS-S Customer 10594	\$ 5,885.20	\$ 6,044.76	2.71%	\$ 12,384.52	\$ 12,544.08	1.29%	\$ 2,646.24	\$ 2,738.70
MGS-S Customer 10595	\$ 2,140.95	\$ 2,239.04	4.58%	\$ 5,724.26	\$ 5,822.35	1.71%	\$ 1,134.40	\$ 1,199.91
MGS-S Customer 10596	\$ 7,670.60	\$ 7,820.04	1.95%	\$ 24,398.12	\$ 24,547.56	0.61%	\$ 3,029.20	\$ 3,186.94
MGS-S Customer 10597	\$ 8,120.04	\$ 8,272.17	1.87%	\$ 28,714.92	\$ 28,867.05	0.53%	\$ 3,195.61	\$ 3,305.10

Internal Use

Customer	Delivery 1/24 Prices	Delivery 8/24 Prices	Delivery % Difference	Bundled 1/24 Prices	Bundled 8/24 Prices	Bundled % Difference	Distribution 8/24 Prices	Distribution 1/25 Prices
MGS-S Customer 10598	\$ 2,302.99	\$ 2,428.91	5.47%	\$ 6,105.34	\$ 6,231.26	2.06%	\$ 1,338.85	\$ 1,393.63
MGS-S Customer 10599	\$ 12,896.03	\$ 13,070.16	1.35%	\$ 38,084.31	\$ 38,258.44	0.46%	\$ 4,764.57	\$ 4,945.24
MGS-S Customer 10600	\$ 4,396.30	\$ 4,531.89	3.08%	\$ 11,813.27	\$ 11,948.86	1.15%	\$ 2,024.05	\$ 2,098.72
MGS-S Customer 10601	\$ 13,370.64	\$ 13,546.24	1.31%	\$ 46,324.28	\$ 46,499.88	0.38%	\$ 4,869.65	\$ 5,056.25
MGS-S Customer 10602	\$ 13,237.34	\$ 13,413.63	1.33%	\$ 40,203.57	\$ 40,379.86	0.44%	\$ 4,898.73	\$ 5,043.30
MGS-S Customer 10603	\$ 11,681.98	\$ 11,850.76	1.44%	\$ 37,258.76	\$ 37,427.54	0.45%	\$ 4,372.37	\$ 4,512.45
MGS-S Customer 10604	\$ 7,346.97	\$ 7,495.49	2.02%	\$ 25,034.99	\$ 25,183.51	0.59%	\$ 2,944.61	\$ 3,058.34
MGS-S Customer 10605	\$ 18,527.12	\$ 18,725.88	1.07%	\$ 67,422.83	\$ 67,621.59	0.29%	\$ 6,509.23	\$ 6,742.86
MGS-S Customer 10606	\$ 3,325.00	\$ 3,455.58	3.93%	\$ 9,719.19	\$ 9,849.77	1.34%	\$ 1,668.80	\$ 1,731.67
MGS-S Customer 10607	\$ 4,229.80	\$ 4,366.29	3.23%	\$ 5,884.34	\$ 6,020.83	2.32%	\$ 2,057.47	\$ 2,067.85
MGS-S Customer 10608	\$ 26,978.47	\$ 27,214.65	0.88%	\$ 101,748.04	\$ 101,984.22	0.23%	\$ 9,172.67	\$ 9,516.05
MGS-S Customer 10609	\$ 5,807.17	\$ 5,949.08	2.44%	\$ 16,879.32	\$ 17,021.23	0.84%	\$ 2,473.55	\$ 2,566.33
MGS-S Customer 10610	\$ 10,335.19	\$ 10,498.15	1.58%	\$ 27,474.74	\$ 27,637.70	0.59%	\$ 3,965.20	\$ 4,104.71
MGS-S Customer 10611	\$ 1,639.95	\$ 1,735.92	5.85%	\$ 4,727.01	\$ 4,822.98	2.03%	\$ 978.00	\$ 1,025.74
MGS-S Customer 10612	\$ 3,666.50	\$ 3,798.45	3.60%	\$ 10,860.77	\$ 10,992.72	1.21%	\$ 1,770.28	\$ 1,847.63
MGS-S Customer 10613	\$ 10,497.87	\$ 10,660.10	1.55%	\$ 42,418.57	\$ 42,580.80	0.38%	\$ 3,915.43	\$ 4,056.96
MGS-S Customer 10614	\$ 18,250.99	\$ 18,448.22	1.08%	\$ 68,092.80	\$ 68,290.03	0.29%	\$ 6,403.85	\$ 6,641.14
MGS-S Customer 10615	\$ 19,374.69	\$ 19,576.90	1.04%	\$ 64,677.95	\$ 64,880.16	0.31%	\$ 6,778.87	\$ 7,076.15
MGS-S Customer 10616	\$ 29,198.52	\$ 29,444.96	0.84%	\$ 113,753.63	\$ 114,000.07	0.22%	\$ 9,883.72	\$ 10,214.41
MGS-S Customer 10617	\$ 13,720.21	\$ 13,897.66	1.29%	\$ 48,748.88	\$ 48,926.33	0.36%	\$ 4,990.86	\$ 5,158.83
MGS-S Customer 10618	\$ 70,368.76	\$ 71,053.51	0.97%	\$ 181,330.21	\$ 182,014.96	0.38%	\$ 25,455.71	\$ 25,964.14
MGS-S Customer 10619	\$ 4,515.46	\$ 4,624.66	2.42%	\$ 13,290.80	\$ 13,400.00	0.82%	\$ 1,914.83	\$ 1,988.99
MGS-S Customer 10620	\$ 3,458.94	\$ 3,589.96	3.79%	\$ 9,554.56	\$ 9,685.58	1.37%	\$ 1,706.27	\$ 1,783.32
MGS-S Customer 10621	\$ 24,274.06	\$ 24,541.08	1.10%	\$ 71,725.48	\$ 71,992.50	0.37%	\$ 8,752.19	\$ 9,027.43
MGS-S Customer 10622	\$ 10,929.97	\$ 11,093.59	1.50%	\$ 42,411.90	\$ 42,575.52	0.39%	\$ 4,032.80	\$ 4,219.84
MGS-S Customer 10623	\$ 3,052.58	\$ 3,181.81	4.23%	\$ 9,600.35	\$ 9,729.58	1.35%	\$ 1,573.89	\$ 1,635.85
MGS-S Customer 10624	\$ 6,530.33	\$ 6,675.82	2.23%	\$ 14,428.23	\$ 14,573.72	1.01%	\$ 2,732.54	\$ 2,843.71
MGS-S Customer 10625	\$ 21,590.09	\$ 21,866.03	1.28%	\$ 51,353.49	\$ 51,629.43	0.54%	\$ 8,139.94	\$ 8,330.51
MGS-S Customer 10626	\$ 7,672.17	\$ 7,823.20	1.97%	\$ 16,036.27	\$ 16,187.30	0.94%	\$ 3,121.39	\$ 3,237.76
MGS-S Customer 10627	\$ 9,208.82	\$ 9,366.70	1.71%	\$ 25,543.95	\$ 25,701.83	0.62%	\$ 3,599.18	\$ 3,714.28
MGS-S Customer 10628	\$ 7,943.90	\$ 8,068.18	1.56%	\$ 22,162.07	\$ 22,286.35	0.56%	\$ 3,003.87	\$ 3,157.24
MGS-S Customer 10629	\$ 2,671.04	\$ 2,771.71	3.77%	\$ 7,642.42	\$ 7,743.09	1.32%	\$ 1,312.13	\$ 1,373.03
MGS-S Customer 10630	\$ 11,793.81	\$ 11,962.07	1.43%	\$ 37,663.10	\$ 37,831.36	0.45%	\$ 4,362.76	\$ 4,561.94
MGS-S Customer 10631	\$ 50,575.12	\$ 51,043.28	0.93%	\$ 195,498.01	\$ 195,966.17	0.24%	\$ 17,529.61	\$ 18,105.43
MGS-S Customer 10632	\$ 8,244.69	\$ 8,370.76	1.53%	\$ 26,959.25	\$ 27,085.32	0.47%	\$ 3,109.35	\$ 3,220.72
MGS-S Customer 10633	\$ 7,228.80	\$ 7,377.80	2.06%	\$ 12,470.42	\$ 12,619.42	1.19%	\$ 2,983.08	\$ 3,107.82
MGS-S Customer 10634	\$ 5,320.30	\$ 5,460.47	2.63%	\$ 14,068.44	\$ 14,208.61	1.00%	\$ 2,340.63	\$ 2,408.45
MGS-S Customer 10635	\$ 5,359.64	\$ 5,473.03	2.12%	\$ 14,514.44	\$ 14,627.83	0.78%	\$ 2,206.57	\$ 2,278.82
MGS-S Customer 10636	\$ 6,383.79	\$ 6,529.08	2.28%	\$ 16,493.84	\$ 16,639.13	0.88%	\$ 2,698.88	\$ 2,768.16
MGS-S Customer 10637	\$ 9,330.86	\$ 9,462.07	1.41%	\$ 26,868.05	\$ 26,999.26	0.49%	\$ 3,478.03	\$ 3,610.52

Internal Use

Customer	Delivery 1/24 Prices	Delivery 8/24 Prices	Delivery % Difference	Bundled 1/24 Prices	Bundled 8/24 Prices	Bundled % Difference	Distribution 8/24 Prices	Distribution 1/25 Prices
MGS-S Customer 10638	\$ 20,769.79	\$ 20,977.55	1.00%	\$ 90,402.07	\$ 90,609.83	0.23%	\$ 7,138.32	\$ 7,374.93
MGS-S Customer 10639	\$ 12,532.99	\$ 12,707.10	1.39%	\$ 27,629.39	\$ 27,803.50	0.63%	\$ 4,743.14	\$ 4,881.59
MGS-S Customer 10640	\$ 5,331.54	\$ 5,471.39	2.62%	\$ 13,608.80	\$ 13,748.65	1.03%	\$ 2,329.13	\$ 2,420.84
MGS-S Customer 10641	\$ 3,689.81	\$ 3,822.06	3.58%	\$ 10,849.69	\$ 10,981.94	1.22%	\$ 1,786.98	\$ 1,853.66
MGS-S Customer 10642	\$ 5,036.99	\$ 5,175.30	2.75%	\$ 14,973.36	\$ 15,111.67	0.92%	\$ 2,219.62	\$ 2,305.66
MGS-S Customer 10643	\$ 10,118.76	\$ 10,280.75	1.60%	\$ 29,219.07	\$ 29,381.06	0.55%	\$ 3,889.91	\$ 4,011.96
MGS-S Customer 10644	\$ 5,418.27	\$ 5,531.70	2.09%	\$ 14,722.76	\$ 14,836.19	0.77%	\$ 2,215.01	\$ 2,301.10
MGS-S Customer 10645	\$ 8,272.04	\$ 8,397.50	1.52%	\$ 34,283.71	\$ 34,409.17	0.37%	\$ 3,067.47	\$ 3,178.47
MGS-S Customer 10646	\$ 22,700.35	\$ 22,917.32	0.96%	\$ 86,130.40	\$ 86,347.37	0.25%	\$ 7,808.15	\$ 8,100.86
MGS-S Customer 10647	\$ 5,280.98	\$ 5,420.77	2.65%	\$ 10,299.44	\$ 10,439.23	1.36%	\$ 2,328.51	\$ 2,428.06
MGS-S Customer 10648	\$ 4,297.99	\$ 4,432.96	3.14%	\$ 12,432.53	\$ 12,567.50	1.09%	\$ 1,982.27	\$ 2,060.24
MGS-S Customer 10649	\$ 5,541.89	\$ 5,683.03	2.55%	\$ 10,281.66	\$ 10,422.80	1.37%	\$ 2,422.18	\$ 2,520.25
MGS-S Customer 10650	\$ 4,441.31	\$ 4,550.18	2.45%	\$ 11,206.98	\$ 11,315.85	0.97%	\$ 1,895.45	\$ 1,979.65
MGS-S Customer 10651	\$ 5,166.32	\$ 5,305.00	2.68%	\$ 16,712.78	\$ 16,851.46	0.83%	\$ 2,247.97	\$ 2,340.56
MGS-S Customer 10652	\$ 4,355.94	\$ 4,492.40	3.13%	\$ 4,753.46	\$ 4,889.92	2.87%	\$ 2,075.74	\$ 2,130.00
MGS-S Customer 10653	\$ 5,108.13	\$ 5,219.85	2.19%	\$ 16,086.58	\$ 16,198.30	0.69%	\$ 2,095.40	\$ 2,181.67
MGS-S Customer 10654	\$ 24,482.65	\$ 24,706.95	0.92%	\$ 103,379.43	\$ 103,603.73	0.22%	\$ 8,319.01	\$ 8,609.32
MGS-S Customer 10655	\$ 4,045.90	\$ 4,179.77	3.31%	\$ 11,641.01	\$ 11,774.88	1.15%	\$ 1,902.61	\$ 1,975.48
MGS-S Customer 10656	\$ 10,334.96	\$ 10,470.05	1.31%	\$ 34,556.80	\$ 34,691.89	0.39%	\$ 3,760.38	\$ 3,916.79
MGS-S Customer 10657	\$ 28,419.67	\$ 28,667.85	0.87%	\$ 46,455.05	\$ 46,703.23	0.53%	\$ 10,034.32	\$ 10,428.81
MGS-S Customer 10658	\$ 4,871.54	\$ 4,981.42	2.26%	\$ 23,462.70	\$ 23,572.58	0.47%	\$ 1,964.74	\$ 2,044.21
MGS-S Customer 10659	\$ 7,398.47	\$ 7,547.83	2.02%	\$ 20,255.42	\$ 20,404.78	0.74%	\$ 3,001.16	\$ 3,109.17
MGS-S Customer 10660	\$ 2,365.39	\$ 2,464.61	4.19%	\$ 6,201.56	\$ 6,300.78	1.60%	\$ 1,212.15	\$ 1,275.55
MGS-S Customer 10661	\$ 30,661.30	\$ 30,915.50	0.83%	\$ 86,362.55	\$ 86,616.75	0.29%	\$ 10,488.10	\$ 10,955.84
MGS-S Customer 10662	\$ 12,094.92	\$ 12,265.83	1.41%	\$ 31,099.25	\$ 31,270.16	0.55%	\$ 4,536.30	\$ 4,709.39
MGS-S Customer 10663	\$ 31,190.37	\$ 31,498.10	0.99%	\$ 136,376.93	\$ 136,684.66	0.23%	\$ 10,837.82	\$ 11,094.52
MGS-S Customer 10664	\$ 4,667.72	\$ 4,804.48	2.93%	\$ 10,227.68	\$ 10,364.44	1.34%	\$ 2,115.23	\$ 2,210.50
MGS-S Customer 10665	\$ 4,925.36	\$ 5,036.50	2.26%	\$ 13,478.68	\$ 13,589.82	0.82%	\$ 2,053.20	\$ 2,134.29
MGS-S Customer 10666	\$ 5,103.96	\$ 5,242.22	2.71%	\$ 15,792.07	\$ 15,930.33	0.88%	\$ 2,223.82	\$ 2,327.36
MGS-S Customer 10667	\$ 5,998.91	\$ 6,141.50	2.38%	\$ 15,679.33	\$ 15,821.92	0.91%	\$ 2,531.83	\$ 2,647.70
MGS-S Customer 10668	\$ 11,829.66	\$ 11,998.68	1.43%	\$ 40,953.18	\$ 41,122.20	0.41%	\$ 4,392.31	\$ 4,540.29
MGS-S Customer 10669	\$ 10,905.96	\$ 11,069.72	1.50%	\$ 45,671.37	\$ 45,835.13	0.36%	\$ 4,027.23	\$ 4,181.10
MGS-S Customer 10670	\$ 14,814.01	\$ 15,063.63	1.69%	\$ 45,473.24	\$ 45,722.86	0.55%	\$ 5,864.05	\$ 6,006.90
MGS-S Customer 10671	\$ 6,873.97	\$ 7,021.40	2.14%	\$ 10,658.84	\$ 10,806.27	1.38%	\$ 2,872.60	\$ 2,994.36
MGS-S Customer 10672	\$ 12,377.77	\$ 12,550.57	1.40%	\$ 24,233.77	\$ 24,406.57	0.71%	\$ 4,674.35	\$ 4,861.10
MGS-S Customer 10673	\$ 41,393.96	\$ 41,701.45	0.74%	\$ 89,823.47	\$ 90,130.96	0.34%	\$ 14,230.12	\$ 14,740.88
MGS-S Customer 10674	\$ 32,778.79	\$ 33,042.25	0.80%	\$ 107,022.75	\$ 107,286.21	0.25%	\$ 11,082.57	\$ 11,570.17
MGS-S Customer 10675	\$ 18,487.54	\$ 18,687.38	1.08%	\$ 38,099.76	\$ 38,299.60	0.52%	\$ 6,628.10	\$ 6,956.99
MGS-S Customer 10676	\$ 4,720.38	\$ 4,830.57	2.33%	\$ 14,284.48	\$ 14,394.67	0.77%	\$ 1,982.18	\$ 2,054.01
MGS-S Customer 10677	\$ 6,790.67	\$ 6,936.14	2.14%	\$ 28,514.48	\$ 28,659.95	0.51%	\$ 2,728.52	\$ 2,835.21

Internal Use

Customer	Delivery 1/24 Prices	Delivery 8/24 Prices	Delivery % Difference	Bundled 1/24 Prices	Bundled 8/24 Prices	Bundled % Difference	Distribution 8/24 Prices	Distribution 1/25 Prices
MGS-S Customer 10678	\$ 5,407.07	\$ 5,547.29	2.59%	\$ 15,512.55	\$ 15,652.77	0.90%	\$ 2,350.53	\$ 2,431.87
MGS-S Customer 10679	\$ 5,342.48	\$ 5,482.02	2.61%	\$ 16,051.61	\$ 16,191.15	0.87%	\$ 2,310.64	\$ 2,408.82
MGS-S Customer 10680	\$ 9,317.39	\$ 9,474.47	1.69%	\$ 29,564.91	\$ 29,721.99	0.53%	\$ 3,567.81	\$ 3,735.64
MGS-S Customer 10681	\$ 3,541.52	\$ 3,647.08	2.98%	\$ 8,930.99	\$ 9,036.55	1.18%	\$ 1,638.12	\$ 1,664.73
MGS-S Customer 10682	\$ 5,982.54	\$ 6,125.16	2.38%	\$ 19,701.61	\$ 19,844.23	0.72%	\$ 2,520.34	\$ 2,607.16
MGS-S Customer 10683	\$ 3,246.30	\$ 3,349.50	3.18%	\$ 11,030.74	\$ 11,133.94	0.94%	\$ 1,490.06	\$ 1,553.23
MGS-S Customer 10684	\$ 2,683.33	\$ 2,784.36	3.77%	\$ 10,825.87	\$ 10,926.90	0.93%	\$ 1,321.69	\$ 1,347.21
MGS-S Customer 10685	\$ 12,559.54	\$ 12,731.52	1.37%	\$ 44,004.90	\$ 44,176.88	0.39%	\$ 4,610.58	\$ 4,782.24
MGS-S Customer 10686	\$ 3,248.58	\$ 3,351.76	3.18%	\$ 8,760.77	\$ 8,863.95	1.18%	\$ 1,495.52	\$ 1,573.25
MGS-S Customer 10687	\$ 7,462.80	\$ 7,585.26	1.64%	\$ 24,889.84	\$ 25,012.30	0.49%	\$ 2,853.58	\$ 2,956.74
MGS-S Customer 10688	\$ 15,430.13	\$ 15,587.61	1.02%	\$ 61,032.76	\$ 61,190.24	0.26%	\$ 5,343.74	\$ 5,542.66
MGS-S Customer 10689	\$ 5,573.67	\$ 5,726.07	2.73%	\$ 15,775.13	\$ 15,927.53	0.97%	\$ 2,490.99	\$ 2,561.97
MGS-S Customer 10690	\$ 4,839.57	\$ 4,976.65	2.83%	\$ 15,871.04	\$ 16,008.12	0.86%	\$ 2,136.95	\$ 2,231.17
MGS-S Customer 10691	\$ 15,958.72	\$ 16,146.26	1.18%	\$ 55,567.08	\$ 55,754.62	0.34%	\$ 5,709.80	\$ 5,910.19
MGS-S Customer 10692	\$ 3,157.98	\$ 3,287.44	4.10%	\$ 7,603.18	\$ 7,732.64	1.70%	\$ 1,603.15	\$ 1,693.43
MGS-S Customer 10693	\$ 5,714.57	\$ 5,855.50	2.47%	\$ 19,060.57	\$ 19,201.50	0.74%	\$ 2,412.48	\$ 2,521.64
MGS-S Customer 10694	\$ 7,084.33	\$ 7,231.45	2.08%	\$ 27,618.08	\$ 27,765.20	0.53%	\$ 2,842.12	\$ 2,944.64
MGS-S Customer 10695	\$ 4,540.29	\$ 4,676.80	3.01%	\$ 10,948.20	\$ 11,084.71	1.25%	\$ 2,085.61	\$ 2,154.60
MGS-S Customer 10696	\$ 4,852.64	\$ 4,989.66	2.82%	\$ 16,881.18	\$ 17,018.20	0.81%	\$ 2,133.64	\$ 2,228.86
MGS-S Customer 10697	\$ 4,639.63	\$ 4,776.76	2.96%	\$ 10,134.91	\$ 10,272.04	1.35%	\$ 2,128.08	\$ 2,195.11
MGS-S Customer 10698	\$ 4,273.41	\$ 4,408.33	3.16%	\$ 12,011.35	\$ 12,146.27	1.12%	\$ 1,977.88	\$ 2,054.15
MGS-S Customer 10699	\$ 4,253.59	\$ 4,362.35	2.56%	\$ 6,753.45	\$ 6,862.21	1.61%	\$ 1,877.98	\$ 1,939.90
MGS-S Customer 10700	\$ 11,821.24	\$ 11,990.54	1.43%	\$ 38,197.86	\$ 38,367.16	0.44%	\$ 4,410.54	\$ 4,556.35
MGS-S Customer 10701	\$ 5,670.43	\$ 5,784.48	2.01%	\$ 20,334.91	\$ 20,448.96	0.56%	\$ 2,260.91	\$ 2,351.66
MGS-S Customer 10702	\$ 8,669.49	\$ 8,823.80	1.78%	\$ 31,489.66	\$ 31,643.97	0.49%	\$ 3,355.55	\$ 3,484.14
MGS-S Customer 10703	\$ 5,530.84	\$ 5,671.21	2.54%	\$ 16,413.54	\$ 16,553.91	0.86%	\$ 2,370.84	\$ 2,474.04
MGS-S Customer 10704	\$ 4,320.95	\$ 4,429.64	2.52%	\$ 9,959.18	\$ 10,067.87	1.09%	\$ 1,875.27	\$ 1,942.12
MGS-S Customer 10705	\$ 4,152.74	\$ 4,287.46	3.24%	\$ 8,691.29	\$ 8,826.01	1.55%	\$ 1,962.25	\$ 2,033.93
MGS-S Customer 10706	\$ 7,655.19	\$ 7,805.49	1.96%	\$ 23,647.53	\$ 23,797.83	0.64%	\$ 3,067.13	\$ 3,176.31
MGS-S Customer 10707	\$ 16,136.89	\$ 16,299.39	1.01%	\$ 49,008.26	\$ 49,170.76	0.33%	\$ 5,688.90	\$ 5,875.34
MGS-S Customer 10708	\$ 4,678.52	\$ 4,789.00	2.36%	\$ 10,302.12	\$ 10,412.60	1.07%	\$ 1,999.99	\$ 2,066.16
MGS-S Customer 10709	\$ 5,155.82	\$ 5,294.85	2.70%	\$ 13,419.37	\$ 13,558.40	1.04%	\$ 2,270.70	\$ 2,359.29
MGS-S Customer 10710	\$ 3,540.32	\$ 3,644.97	2.96%	\$ 10,923.81	\$ 11,028.46	0.96%	\$ 1,593.07	\$ 1,658.60
MGS-S Customer 10711	\$ 10,424.16	\$ 10,586.86	1.56%	\$ 36,704.80	\$ 36,867.50	0.44%	\$ 3,941.60	\$ 4,068.06
MGS-S Customer 10712	\$ 14,844.14	\$ 15,025.26	1.22%	\$ 58,776.23	\$ 58,957.35	0.31%	\$ 5,273.10	\$ 5,498.14
MGS-S Customer 10713	\$ 7,330.67	\$ 7,480.26	2.04%	\$ 18,903.29	\$ 19,052.88	0.79%	\$ 3,005.93	\$ 3,089.45
MGS-S Customer 10714	\$ 4,829.27	\$ 4,939.48	2.28%	\$ 16,746.40	\$ 16,856.61	0.66%	\$ 1,990.87	\$ 2,078.57
MGS-S Customer 10715	\$ 7,871.10	\$ 8,022.07	1.92%	\$ 24,235.83	\$ 24,386.80	0.62%	\$ 3,123.06	\$ 3,253.11
MGS-S Customer 10716	\$ 4,801.39	\$ 4,912.58	2.32%	\$ 5,891.69	\$ 6,002.88	1.89%	\$ 2,058.66	\$ 2,145.31
MGS-S Customer 10717	\$ 12,390.72	\$ 12,578.46	1.52%	\$ 40,463.02	\$ 40,650.76	0.46%	\$ 4,674.65	\$ 4,862.23

Customer	Delivery 1/24 Prices	Delivery 8/24 Prices	Delivery % Difference	Bundled 1/24 Prices	Bundled 8/24 Prices	Bundled % Difference	Distribution 8/24 Prices	Distribution 1/25 Prices
MGS-S Customer 10718	\$ 6,871.49	\$ 7,018.60	2.14%	\$ 16,579.33	\$ 16,726.44	0.89%	\$ 2,842.28	\$ 2,948.14
MGS-S Customer 10719	\$ 13,281.55	\$ 13,457.93	1.33%	\$ 37,948.79	\$ 38,125.17	0.46%	\$ 4,914.54	\$ 5,079.27
MGS-S Customer 10720	\$ 23,583.80	\$ 23,805.95	0.94%	\$ 68,137.49	\$ 68,359.64	0.33%	\$ 8,198.53	\$ 8,554.76
MGS-S Customer 10721	\$ 5,991.64	\$ 6,134.75	2.39%	\$ 12,345.96	\$ 12,489.07	1.16%	\$ 2,562.03	\$ 2,666.20
MGS-S Customer 10722	\$ 3,928.68	\$ 4,061.83	3.39%	\$ 6,617.19	\$ 6,750.34	2.01%	\$ 1,868.70	\$ 1,977.24
MGS-S Customer 10723	\$ 7,165.24	\$ 7,286.84	1.70%	\$ 15,826.43	\$ 15,948.03	0.77%	\$ 2,800.63	\$ 2,918.78
MGS-S Customer 10724	\$ 10,717.53	\$ 10,881.14	1.53%	\$ 41,047.68	\$ 41,211.29	0.40%	\$ 4,008.24	\$ 4,142.98
MGS-S Customer 10725	\$ 2,210.68	\$ 2,310.30	4.51%	\$ 2,313.75	\$ 2,413.37	4.31%	\$ 1,219.90	\$ 1,238.65
MGS-S Customer 10726	\$ 4,310.56	\$ 4,445.77	3.14%	\$ 12,442.48	\$ 12,577.69	1.09%	\$ 1,994.30	\$ 2,062.51
MGS-S Customer 10727	\$ 4,655.31	\$ 4,791.88	2.93%	\$ 12,619.83	\$ 12,756.40	1.08%	\$ 2,098.69	\$ 2,187.85
MGS-S Customer 10728	\$ 8,194.18	\$ 8,347.55	1.87%	\$ 13,641.01	\$ 13,794.38	1.12%	\$ 3,299.23	\$ 3,446.14
MGS-S Customer 10729	\$ 14,465.33	\$ 14,647.08	1.26%	\$ 35,649.81	\$ 35,831.56	0.51%	\$ 5,311.60	\$ 5,525.27
MGS-S Customer 10730	\$ 2,053.98	\$ 2,178.61	6.07%	\$ 5,553.30	\$ 5,677.93	2.24%	\$ 1,251.50	\$ 1,310.21
MGS-S Customer 10731	\$ 4,666.97	\$ 4,804.06	2.94%	\$ 11,316.20	\$ 11,453.29	1.21%	\$ 2,126.89	\$ 2,197.12
MGS-S Customer 10732	\$ 6,920.80	\$ 7,066.81	2.11%	\$ 24,837.34	\$ 24,983.35	0.59%	\$ 2,779.07	\$ 2,913.26
MGS-S Customer 10733	\$ 41,762.48	\$ 42,068.47	0.73%	\$ 152,817.62	\$ 153,123.61	0.20%	\$ 14,047.98	\$ 14,388.72
MGS-S Customer 10734	\$ 3,545.16	\$ 3,676.75	3.71%	\$ 6,254.24	\$ 6,385.83	2.10%	\$ 1,750.90	\$ 1,839.76
MGS-S Customer 10735	\$ 2,402.59	\$ 2,529.23	5.27%	\$ 5,284.55	\$ 5,411.19	2.40%	\$ 1,385.84	\$ 1,433.07
MGS-S Customer 10736	\$ 5,285.50	\$ 5,425.23	2.64%	\$ 12,913.74	\$ 13,053.47	1.08%	\$ 2,319.70	\$ 2,408.93
MGS-S Customer 10737	\$ 11,178.93	\$ 11,345.23	1.49%	\$ 37,825.22	\$ 37,991.52	0.44%	\$ 4,195.64	\$ 4,328.83
MGS-S Customer 10738	\$ 6,994.16	\$ 7,141.64	2.11%	\$ 19,394.05	\$ 19,541.53	0.76%	\$ 2,867.98	\$ 2,971.04
MGS-S Customer 10739	\$ 63,475.62	\$ 63,874.09	0.63%	\$ 267,139.18	\$ 267,537.65	0.15%	\$ 20,661.71	\$ 21,340.74
MGS-S Customer 10740	\$ 6,720.90	\$ 6,866.59	2.17%	\$ 22,944.40	\$ 23,090.09	0.63%	\$ 2,743.79	\$ 2,849.79
MGS-S Customer 10741	\$ 10,444.21	\$ 10,606.53	1.55%	\$ 37,858.35	\$ 38,020.67	0.43%	\$ 3,924.13	\$ 4,071.51
MGS-S Customer 10742	\$ 24,078.32	\$ 24,304.41	0.94%	\$ 75,195.31	\$ 75,421.40	0.30%	\$ 8,418.49	\$ 8,653.79
MGS-S Customer 10743	\$ 18,167.59	\$ 18,365.38	1.09%	\$ 63,196.62	\$ 63,394.41	0.31%	\$ 6,430.73	\$ 6,640.28
MGS-S Customer 10744	\$ 9,825.05	\$ 9,984.74	1.63%	\$ 35,584.65	\$ 35,744.34	0.45%	\$ 3,733.26	\$ 3,864.99
MGS-S Customer 10745	\$ 14,697.39	\$ 14,879.43	1.24%	\$ 36,361.78	\$ 36,543.82	0.50%	\$ 5,352.87	\$ 5,612.26
MGS-S Customer 10746	\$ 4,441.55	\$ 4,577.06	3.05%	\$ 12,842.79	\$ 12,978.30	1.06%	\$ 2,023.90	\$ 2,109.90
MGS-S Customer 10747	\$ 10,470.23	\$ 10,606.66	1.30%	\$ 24,643.50	\$ 24,779.93	0.55%	\$ 3,863.13	\$ 4,039.08
MGS-S Customer 10748	\$ 10,363.51	\$ 10,525.39	1.56%	\$ 39,947.29	\$ 40,109.17	0.41%	\$ 3,888.86	\$ 4,025.92
MGS-S Customer 10749	\$ 15,645.68	\$ 15,832.43	1.19%	\$ 50,075.61	\$ 50,262.36	0.37%	\$ 5,648.70	\$ 5,835.23
MGS-S Customer 10750	\$ 1,796.07	\$ 1,892.81	5.39%	\$ 5,625.39	\$ 5,722.13	1.72%	\$ 1,030.04	\$ 1,073.80
MGS-S Customer 10751	\$ 3,865.51	\$ 3,999.15	3.46%	\$ 5,191.20	\$ 5,324.84	2.57%	\$ 1,885.94	\$ 1,956.84
MGS-S Customer 10752	\$ 9,724.62	\$ 9,885.42	1.65%	\$ 25,666.69	\$ 25,827.49	0.63%	\$ 3,795.08	\$ 3,892.15
MGS-S Customer 10753	\$ 50,404.76	\$ 50,797.88	0.78%	\$ 172,877.13	\$ 173,270.25	0.23%	\$ 17,275.82	\$ 17,609.57
MGS-S Customer 10754	\$ 3,700.06	\$ 3,805.50	2.85%	\$ 11,402.80	\$ 11,508.24	0.92%	\$ 1,647.38	\$ 1,711.46
MGS-S Customer 10755	\$ 4,138.31	\$ 4,245.76	2.60%	\$ 10,820.45	\$ 10,927.90	0.99%	\$ 1,794.83	\$ 1,874.02
MGS-S Customer 10756	\$ 3,459.12	\$ 3,563.31	3.01%	\$ 12,359.35	\$ 12,463.54	0.84%	\$ 1,558.13	\$ 1,618.59
MGS-S Customer 10757	\$ 4,787.08	\$ 4,897.88	2.31%	\$ 8,284.12	\$ 8,394.92	1.34%	\$ 2,033.38	\$ 2,124.21

Internal Use

Customer	Delivery 1/24 Prices	Delivery 8/24 Prices	Delivery % Difference	Bundled 1/24 Prices	Bundled 8/24 Prices	Bundled % Difference	Distribution 8/24 Prices	Distribution 1/25 Prices
MGS-S Customer 10758	\$ 2,296.69	\$ 2,395.77	4.31%	\$ 6,945.62	\$ 7,044.70	1.43%	\$ 1,194.91	\$ 1,242.55
MGS-S Customer 10759	\$ 1,974.47	\$ 2,098.67	6.29%	\$ 5,489.11	\$ 5,613.31	2.26%	\$ 1,222.23	\$ 1,282.95
MGS-S Customer 10760	\$ 3,178.25	\$ 3,281.58	3.25%	\$ 7,968.18	\$ 8,071.51	1.30%	\$ 1,494.66	\$ 1,548.88
MGS-S Customer 10761	\$ 2,082.31	\$ 2,180.28	4.70%	\$ 6,679.94	\$ 6,777.91	1.47%	\$ 1,118.80	\$ 1,169.10
MGS-S Customer 10762	\$ 3,214.69	\$ 3,318.56	3.23%	\$ 6,291.58	\$ 6,395.45	1.65%	\$ 1,527.96	\$ 1,571.30
MGS-S Customer 10763	\$ 1,558.37	\$ 1,654.04	6.14%	\$ 4,176.61	\$ 4,272.28	2.29%	\$ 955.75	\$ 1,000.00
MGS-S Customer 10764	\$ 2,767.43	\$ 2,868.25	3.64%	\$ 11,277.90	\$ 11,378.72	0.89%	\$ 1,321.74	\$ 1,381.09
MGS-S Customer 10765	\$ 3,018.46	\$ 3,120.89	3.39%	\$ 7,969.05	\$ 8,071.48	1.29%	\$ 1,434.63	\$ 1,493.24
MGS-S Customer 10766	\$ 7,317.33	\$ 7,438.90	1.66%	\$ 25,129.32	\$ 25,250.89	0.48%	\$ 2,794.95	\$ 2,905.03
MGS-S Customer 10767	\$ 21,447.78	\$ 21,659.40	0.99%	\$ 79,694.83	\$ 79,906.45	0.27%	\$ 7,425.59	\$ 7,698.66
MGS-S Customer 10768	\$ 8,110.69	\$ 8,236.66	1.55%	\$ 19,454.79	\$ 19,580.76	0.65%	\$ 3,107.38	\$ 3,228.50
MGS-S Customer 10769	\$ 6,446.68	\$ 6,565.02	1.84%	\$ 15,313.54	\$ 15,431.88	0.77%	\$ 2,564.49	\$ 2,663.94
MGS-S Customer 10770	\$ 17,213.14	\$ 17,407.31	1.13%	\$ 47,726.11	\$ 47,920.28	0.41%	\$ 6,186.55	\$ 6,416.17
MGS-S Customer 10771	\$ 8,678.17	\$ 8,807.13	1.49%	\$ 17,581.59	\$ 17,710.55	0.73%	\$ 3,318.12	\$ 3,443.65
MGS-S Customer 10772	\$ 9,117.25	\$ 9,274.05	1.72%	\$ 29,590.44	\$ 29,747.24	0.53%	\$ 3,528.92	\$ 3,655.75
MGS-S Customer 10773	\$ 3,158.97	\$ 3,288.53	4.10%	\$ 10,357.92	\$ 10,487.48	1.25%	\$ 1,600.07	\$ 1,669.85
MGS-S Customer 10774	\$ 12,414.83	\$ 12,586.94	1.39%	\$ 38,686.79	\$ 38,858.90	0.44%	\$ 4,611.20	\$ 4,764.74
MGS-S Customer 10775	\$ 9,652.32	\$ 9,783.71	1.36%	\$ 40,598.23	\$ 40,729.62	0.32%	\$ 3,492.35	\$ 3,627.78
MGS-S Customer 10776	\$ 33,971.99	\$ 34,242.98	0.80%	\$ 116,314.96	\$ 116,585.95	0.23%	\$ 11,582.48	\$ 11,879.13
MGS-S Customer 10777	\$ 38,895.86	\$ 39,222.29	0.84%	\$ 141,513.77	\$ 141,840.20	0.23%	\$ 13,376.24	\$ 13,663.31
MGS-S Customer 10778	\$ 26,906.59	\$ 27,144.18	0.88%	\$ 98,170.55	\$ 98,408.14	0.24%	\$ 9,235.10	\$ 9,498.70
MGS-S Customer 10779	\$ 6,724.27	\$ 6,869.70	2.16%	\$ 26,556.33	\$ 26,701.76	0.55%	\$ 2,723.44	\$ 2,824.30
MGS-S Customer 10780	\$ 16,375.47	\$ 16,574.33	1.21%	\$ 60,309.85	\$ 60,508.71	0.33%	\$ 5,831.27	\$ 6,118.49
MGS-S Customer 10781	\$ 6,132.58	\$ 6,275.15	2.32%	\$ 25,486.67	\$ 25,629.24	0.56%	\$ 2,522.62	\$ 2,622.06
MGS-S Customer 10782	\$ 6,488.45	\$ 6,673.94	2.86%	\$ 14,390.93	\$ 14,576.42	1.29%	\$ 3,018.14	\$ 3,084.62
MGS-S Customer 10783	\$ 7,231.39	\$ 7,379.29	2.05%	\$ 21,674.32	\$ 21,822.22	0.68%	\$ 2,911.10	\$ 3,045.72
MGS-S Customer 10784	\$ 3,966.79	\$ 4,100.38	3.37%	\$ 6,985.41	\$ 7,119.00	1.91%	\$ 1,892.49	\$ 1,984.57
MGS-S Customer 10785	\$ 3,450.24	\$ 3,554.60	3.02%	\$ 8,686.83	\$ 8,791.19	1.20%	\$ 1,574.00	\$ 1,643.37
MGS-S Customer 10786	\$ 2,599.91	\$ 2,701.06	3.89%	\$ 5,139.31	\$ 5,240.46	1.97%	\$ 1,330.54	\$ 1,358.44
MGS-S Customer 10787	\$ 12,487.59	\$ 12,751.33	2.11%	\$ 25,116.01	\$ 25,379.75	1.05%	\$ 5,375.58	\$ 5,472.14
MGS-S Customer 10788	\$ 40,413.49	\$ 40,712.28	0.74%	\$ 112,879.51	\$ 113,178.30	0.26%	\$ 13,658.03	\$ 14,247.50
MGS-S Customer 10789	\$ 6,443.04	\$ 6,587.15	2.24%	\$ 25,104.24	\$ 25,248.35	0.57%	\$ 2,632.36	\$ 2,735.49
MGS-S Customer 10790	\$ 3,853.37	\$ 3,986.31	3.45%	\$ 10,498.94	\$ 10,631.88	1.27%	\$ 1,839.77	\$ 1,916.15
MGS-S Customer 10791	\$ 5,165.16	\$ 5,277.33	2.17%	\$ 14,080.24	\$ 14,192.41	0.80%	\$ 2,128.45	\$ 2,216.43
MGS-S Customer 10792	\$ 4,078.61	\$ 4,185.85	2.63%	\$ 12,265.03	\$ 12,372.27	0.87%	\$ 1,773.86	\$ 1,839.79
MGS-S Customer 10793	\$ 2,557.72	\$ 2,658.72	3.95%	\$ 5,210.12	\$ 5,311.12	1.94%	\$ 1,318.55	\$ 1,342.05
MGS-S Customer 10794	\$ 2,564.25	\$ 2,664.44	3.91%	\$ 7,426.17	\$ 7,526.36	1.35%	\$ 1,277.65	\$ 1,336.26
MGS-S Customer 10795	\$ 8,730.16	\$ 8,886.05	1.79%	\$ 26,427.32	\$ 26,583.21	0.59%	\$ 3,422.82	\$ 3,544.28
MGS-S Customer 10796	\$ 9,162.88	\$ 9,320.02	1.71%	\$ 29,387.55	\$ 29,544.69	0.53%	\$ 3,550.61	\$ 3,672.21
MGS-S Customer 10797	\$ 54,979.43	\$ 55,338.25	0.65%	\$ 241,220.07	\$ 241,578.89	0.15%	\$ 17,871.91	\$ 18,506.20

Customer	Delivery 1/24 Prices	Delivery 8/24 Prices	Delivery % Difference	Bundled 1/24 Prices	Bundled 8/24 Prices	Bundled % Difference	Distribution 8/24 Prices	Distribution 1/25 Prices
MGS-S Customer 10798	\$ 8,972.88	\$ 9,129.17	1.74%	\$ 24,068.48	\$ 24,224.77	0.65%	\$ 3,502.09	\$ 3,647.79
MGS-S Customer 10799	\$ 9,907.33	\$ 10,067.93	1.62%	\$ 28,984.79	\$ 29,145.39	0.55%	\$ 3,801.15	\$ 3,943.04
MGS-S Customer 10800	\$ 8,058.30	\$ 8,210.23	1.89%	\$ 28,982.26	\$ 29,134.19	0.52%	\$ 3,178.04	\$ 3,279.65
MGS-S Customer 10801	\$ 42,962.03	\$ 43,274.27	0.73%	\$ 253,648.03	\$ 253,960.27	0.12%	\$ 13,957.54	\$ 14,104.66
MGS-S Customer 10802	\$ 11,243.54	\$ 11,409.18	1.47%	\$ 36,107.31	\$ 36,272.95	0.46%	\$ 4,179.77	\$ 4,377.89
MGS-S Customer 10803	\$ 20,386.95	\$ 20,594.05	1.02%	\$ 74,739.89	\$ 74,946.99	0.28%	\$ 7,100.52	\$ 7,353.86
MGS-S Customer 10804	\$ 1,046.82	\$ 1,166.92	11.47%	\$ 1,491.65	\$ 1,611.75	8.05%	\$ 930.73	\$ 980.39
MGS-S Customer 10805	\$ 3,656.24	\$ 3,761.38	2.88%	\$ 10,981.23	\$ 11,086.37	0.96%	\$ 1,629.62	\$ 1,700.37
MGS-S Customer 10806	\$ 4,621.58	\$ 4,758.03	2.95%	\$ 12,196.12	\$ 12,332.57	1.12%	\$ 2,090.10	\$ 2,178.81
MGS-S Customer 10807	\$ 6,817.32	\$ 6,936.34	1.75%	\$ 26,253.80	\$ 26,372.82	0.45%	\$ 2,614.20	\$ 2,718.86
MGS-S Customer 10808	\$ 6,035.10	\$ 6,151.30	1.93%	\$ 16,659.22	\$ 16,775.42	0.70%	\$ 2,412.48	\$ 2,507.79
MGS-S Customer 10809	\$ 8,938.97	\$ 9,068.29	1.45%	\$ 22,156.99	\$ 22,286.31	0.58%	\$ 3,356.12	\$ 3,509.65
MGS-S Customer 10810	\$ 4,627.99	\$ 4,738.00	2.38%	\$ 9,530.93	\$ 9,640.94	1.15%	\$ 1,974.71	\$ 2,057.26
MGS-S Customer 10811	\$ 3,665.20	\$ 3,797.66	3.61%	\$ 8,126.74	\$ 8,259.20	1.63%	\$ 1,800.22	\$ 1,863.48
MGS-S Customer 10812	\$ 2,889.89	\$ 2,992.18	3.54%	\$ 7,205.86	\$ 7,308.15	1.42%	\$ 1,413.52	\$ 1,447.89
MGS-S Customer 10813	\$ 4,495.29	\$ 4,630.98	3.02%	\$ 14,997.38	\$ 15,133.07	0.90%	\$ 2,033.21	\$ 2,112.15
MGS-S Customer 10814	\$ 4,328.61	\$ 4,462.72	3.10%	\$ 21,713.03	\$ 21,847.14	0.62%	\$ 1,924.17	\$ 2,006.28
MGS-S Customer 10815	\$ 6,599.19	\$ 6,717.26	1.79%	\$ 26,363.03	\$ 26,481.10	0.45%	\$ 2,543.66	\$ 2,638.79
MGS-S Customer 10816	\$ 11,863.69	\$ 12,031.93	1.42%	\$ 49,528.08	\$ 49,696.32	0.34%	\$ 4,340.11	\$ 4,492.62
MGS-S Customer 10817	\$ 2,668.79	\$ 2,769.48	3.77%	\$ 8,234.69	\$ 8,335.38	1.22%	\$ 1,311.58	\$ 1,366.82
MGS-S Customer 10818	\$ 2,460.45	\$ 2,561.09	4.09%	\$ 3,568.35	\$ 3,668.99	2.82%	\$ 1,294.36	\$ 1,319.61
MGS-S Customer 10819	\$ 3,763.49	\$ 3,870.27	2.84%	\$ 8,595.36	\$ 8,702.14	1.24%	\$ 1,722.11	\$ 1,744.87
MGS-S Customer 10820	\$ 5,630.50	\$ 5,744.90	2.03%	\$ 14,677.90	\$ 14,792.30	0.78%	\$ 2,285.96	\$ 2,377.80
MGS-S Customer 10821	\$ 2,394.66	\$ 2,494.15	4.15%	\$ 6,916.99	\$ 7,016.48	1.44%	\$ 1,226.36	\$ 1,278.39
MGS-S Customer 10822	\$ 4,441.06	\$ 4,550.14	2.46%	\$ 11,981.89	\$ 12,090.97	0.91%	\$ 1,902.88	\$ 1,970.50
MGS-S Customer 10823	\$ 5,508.06	\$ 5,647.96	2.54%	\$ 21,911.75	\$ 22,051.65	0.64%	\$ 2,332.92	\$ 2,424.55
MGS-S Customer 10824	\$ 4,392.30	\$ 4,500.98	2.47%	\$ 11,921.59	\$ 12,030.27	0.91%	\$ 1,879.09	\$ 1,955.57
MGS-S Customer 10825	\$ 6,186.53	\$ 6,303.06	1.88%	\$ 20,400.47	\$ 20,517.00	0.57%	\$ 2,437.55	\$ 2,535.49
MGS-S Customer 10826	\$ 19,500.09	\$ 19,704.76	1.05%	\$ 61,046.36	\$ 61,251.03	0.34%	\$ 6,913.33	\$ 7,128.54
MGS-S Customer 10827	\$ 3,508.71	\$ 3,639.47	3.73%	\$ 10,633.39	\$ 10,764.15	1.23%	\$ 1,698.32	\$ 1,798.24
MGS-S Customer 10828	\$ 3,833.69	\$ 3,939.80	2.77%	\$ 10,864.45	\$ 10,970.56	0.98%	\$ 1,695.27	\$ 1,763.48
MGS-S Customer 10829	\$ 6,417.64	\$ 6,562.31	2.25%	\$ 20,304.45	\$ 20,449.12	0.71%	\$ 2,665.98	\$ 2,758.10
MGS-S Customer 10830	\$ 7,677.24	\$ 7,799.90	1.60%	\$ 31,983.98	\$ 32,106.64	0.38%	\$ 2,871.74	\$ 2,984.54
MGS-S Customer 10831	\$ 14,655.34	\$ 14,807.64	1.04%	\$ 76,266.31	\$ 76,418.61	0.20%	\$ 4,974.58	\$ 5,156.90
MGS-S Customer 10832	\$ 7,136.94	\$ 7,257.74	1.69%	\$ 25,405.42	\$ 25,526.22	0.48%	\$ 2,736.63	\$ 2,837.14
MGS-S Customer 10833	\$ 3,005.62	\$ 3,107.98	3.41%	\$ 8,543.87	\$ 8,646.23	1.20%	\$ 1,428.47	\$ 1,483.95
MGS-S Customer 10834	\$ 3,909.16	\$ 4,015.62	2.72%	\$ 11,302.25	\$ 11,408.71	0.94%	\$ 1,719.72	\$ 1,786.87
MGS-S Customer 10835	\$ 43,563.66	\$ 43,879.82	0.73%	\$ 120,860.75	\$ 121,176.91	0.26%	\$ 14,787.93	\$ 15,292.99
MGS-S Customer 10836	\$ 30,486.66	\$ 30,737.62	0.82%	\$ 131,660.28	\$ 131,911.24	0.19%	\$ 10,204.53	\$ 10,546.10
MGS-S Customer 10837	\$ 4,460.06	\$ 4,568.96	2.44%	\$ 15,577.91	\$ 15,686.81	0.70%	\$ 1,887.97	\$ 1,950.72

Internal Use

Customer	Delivery 1/24 Prices	Delivery 8/24 Prices	Delivery % Difference	Bundled 1/24 Prices	Bundled 8/24 Prices	Bundled % Difference	Distribution 8/24 Prices	Distribution 1/25 Prices
MGS-S Customer 10838	\$ 25,297.47	\$ 25,525.08	0.90%	\$ 101,145.69	\$ 101,373.30	0.23%	\$ 8,577.20	\$ 8,926.34
MGS-S Customer 10839	\$ 8,149.97	\$ 8,302.75	1.87%	\$ 19,804.86	\$ 19,957.64	0.77%	\$ 3,250.76	\$ 3,383.88
MGS-S Customer 10840	\$ 8,434.16	\$ 8,588.14	1.83%	\$ 24,579.50	\$ 24,733.48	0.63%	\$ 3,328.78	\$ 3,447.62
MGS-S Customer 10841	\$ 3,006.01	\$ 3,135.22	4.30%	\$ 7,046.72	\$ 7,175.93	1.83%	\$ 1,573.60	\$ 1,637.96
MGS-S Customer 10842	\$ 21,628.55	\$ 21,840.98	0.98%	\$ 79,473.39	\$ 79,685.82	0.27%	\$ 7,485.17	\$ 7,765.89
MGS-S Customer 10843	\$ 1,812.13	\$ 1,935.56	6.81%	\$ 4,179.67	\$ 4,303.10	2.95%	\$ 1,170.38	\$ 1,235.74
MGS-S Customer 10844	\$ 4,532.02	\$ 4,642.42	2.44%	\$ 10,993.06	\$ 11,103.46	1.00%	\$ 1,975.78	\$ 2,000.43
MGS-S Customer 10845	\$ 14,536.32	\$ 14,716.07	1.24%	\$ 58,811.21	\$ 58,990.96	0.31%	\$ 5,172.39	\$ 5,386.55
MGS-S Customer 10846	\$ 3,602.11	\$ 3,733.31	3.64%	\$ 14,827.37	\$ 14,958.57	0.88%	\$ 1,718.71	\$ 1,796.95
MGS-S Customer 10847	\$ 5,303.75	\$ 5,416.15	2.12%	\$ 19,370.06	\$ 19,482.46	0.58%	\$ 2,142.81	\$ 2,227.30
MGS-S Customer 10848	\$ 5,802.87	\$ 5,945.00	2.45%	\$ 14,568.15	\$ 14,710.28	0.98%	\$ 2,488.83	\$ 2,581.05
MGS-S Customer 10849	\$ 52,058.93	\$ 52,406.90	0.67%	\$ 231,123.81	\$ 231,471.78	0.15%	\$ 16,996.99	\$ 17,529.03
MGS-S Customer 10850	\$ 16,914.29	\$ 17,108.24	1.15%	\$ 31,759.43	\$ 31,953.38	0.61%	\$ 6,179.09	\$ 6,427.42
MGS-S Customer 10851	\$ 5,015.73	\$ 5,154.41	2.76%	\$ 11,295.66	\$ 11,434.34	1.23%	\$ 2,242.41	\$ 2,322.99
MGS-S Customer 10852	\$ 9,653.76	\$ 9,813.68	1.66%	\$ 28,301.59	\$ 28,461.51	0.57%	\$ 3,740.24	\$ 3,851.47
MGS-S Customer 10853	\$ 2,879.00	\$ 3,007.49	4.46%	\$ 7,541.19	\$ 7,669.68	1.70%	\$ 1,523.94	\$ 1,589.81
MGS-S Customer 10854	\$ 2,950.09	\$ 3,079.06	4.37%	\$ 7,250.97	\$ 7,379.94	1.78%	\$ 1,555.51	\$ 1,615.84
MGS-S Customer 10855	\$ 4,843.66	\$ 4,954.68	2.29%	\$ 11,386.28	\$ 11,497.30	0.98%	\$ 2,042.58	\$ 2,119.22
MGS-S Customer 10856	\$ 7,552.34	\$ 7,701.97	1.98%	\$ 25,909.83	\$ 26,059.46	0.58%	\$ 3,018.05	\$ 3,122.96
MGS-S Customer 10857	\$ 2,304.05	\$ 2,430.20	5.48%	\$ 7,423.75	\$ 7,549.90	1.70%	\$ 1,346.33	\$ 1,380.14
MGS-S Customer 10858	\$ 2,702.41	\$ 2,804.43	3.78%	\$ 2,702.41	\$ 2,804.43	3.78%	\$ 1,388.80	\$ 1,410.69
MGS-S Customer 10859	\$ 4,172.74	\$ 4,306.91	3.22%	\$ 12,700.47	\$ 12,834.64	1.06%	\$ 1,929.77	\$ 2,015.72
MGS-S Customer 10860	\$ 13,800.88	\$ 13,978.40	1.29%	\$ 51,928.38	\$ 52,105.90	0.34%	\$ 4,996.02	\$ 5,165.14
MGS-S Customer 10861	\$ 10,223.74	\$ 10,386.53	1.59%	\$ 28,112.86	\$ 28,275.65	0.58%	\$ 3,941.71	\$ 4,055.09
MGS-S Customer 10862	\$ 10,083.21	\$ 10,369.80	2.84%	\$ 11,591.49	\$ 11,878.08	2.47%	\$ 4,893.42	\$ 4,919.32
MGS-S Customer 10863	\$ 4,774.12	\$ 4,884.48	2.31%	\$ 15,301.46	\$ 15,411.82	0.72%	\$ 1,994.30	\$ 2,065.76
MGS-S Customer 10864	\$ 3,400.53	\$ 3,505.25	3.08%	\$ 7,619.03	\$ 7,723.75	1.37%	\$ 1,586.41	\$ 1,627.14
MGS-S Customer 10865	\$ 2,757.96	\$ 2,859.58	3.68%	\$ 5,646.43	\$ 5,748.05	1.80%	\$ 1,370.92	\$ 1,414.12
MGS-S Customer 10866	\$ 13,887.95	\$ 14,066.35	1.28%	\$ 34,560.53	\$ 34,738.93	0.52%	\$ 5,091.09	\$ 5,335.08
MGS-S Customer 10867	\$ 3,933.37	\$ 4,039.97	2.71%	\$ 11,001.15	\$ 11,107.75	0.97%	\$ 1,730.22	\$ 1,797.63
MGS-S Customer 10868	\$ 4,540.69	\$ 4,676.64	2.99%	\$ 14,966.34	\$ 15,102.29	0.91%	\$ 2,050.46	\$ 2,128.19
MGS-S Customer 10869	\$ 40,063.35	\$ 40,357.44	0.73%	\$ 158,275.97	\$ 158,570.06	0.19%	\$ 13,286.85	\$ 13,781.73
MGS-S Customer 10870	\$ 5,198.52	\$ 5,337.72	2.68%	\$ 12,493.91	\$ 12,633.11	1.11%	\$ 2,286.04	\$ 2,382.70
MGS-S Customer 10871	\$ 15,391.24	\$ 15,577.94	1.21%	\$ 36,116.38	\$ 36,303.08	0.52%	\$ 5,649.69	\$ 5,846.08
MGS-S Customer 10872	\$ 25,079.24	\$ 25,308.25	0.91%	\$ 88,152.78	\$ 88,381.79	0.26%	\$ 8,644.05	\$ 8,926.69
MGS-S Customer 10873	\$ 3,729.65	\$ 3,835.44	2.84%	\$ 9,093.76	\$ 9,199.55	1.16%	\$ 1,672.92	\$ 1,738.63
MGS-S Customer 10874	\$ 3,701.12	\$ 3,832.89	3.56%	\$ 14,886.96	\$ 15,018.73	0.89%	\$ 1,756.77	\$ 1,830.64
MGS-S Customer 10875	\$ 12,265.32	\$ 12,436.93	1.40%	\$ 35,300.88	\$ 35,472.49	0.49%	\$ 4,578.19	\$ 4,736.88
MGS-S Customer 10876	\$ 3,455.81	\$ 3,560.25	3.02%	\$ 8,753.76	\$ 8,858.20	1.19%	\$ 1,578.19	\$ 1,644.13
MGS-S Customer 10877	\$ 23,182.74	\$ 23,403.60	0.95%	\$ 85,849.51	\$ 86,070.37	0.26%	\$ 8,043.02	\$ 8,256.56

Internal Use

Customer	Delivery 1/24 Prices	Delivery 8/24 Prices	Delivery % Difference	Bundled 1/24 Prices	Bundled 8/24 Prices	Bundled % Difference	Distribution 8/24 Prices	Distribution 1/25 Prices
MGS-S Customer 10878	\$ 7,792.90	\$ 7,943.32	1.93%	\$ 28,731.37	\$ 28,881.79	0.52%	\$ 3,076.97	\$ 3,189.90
MGS-S Customer 10879	\$ 9,822.53	\$ 9,982.12	1.62%	\$ 33,388.27	\$ 33,547.86	0.48%	\$ 3,734.19	\$ 3,883.42
MGS-S Customer 10880	\$ 41,218.31	\$ 41,521.50	0.74%	\$ 139,393.65	\$ 139,696.84	0.22%	\$ 13,888.60	\$ 14,308.07
MGS-S Customer 10881	\$ 59,204.27	\$ 59,669.19	0.79%	\$ 228,533.88	\$ 228,998.80	0.20%	\$ 20,141.76	\$ 20,590.97
MGS-S Customer 10882	\$ 38,769.61	\$ 39,056.95	0.74%	\$ 179,195.09	\$ 179,482.43	0.16%	\$ 12,765.92	\$ 13,152.08
MGS-S Customer 10883	\$ 4,193.61	\$ 4,328.34	3.21%	\$ 9,027.19	\$ 9,161.92	1.49%	\$ 1,967.14	\$ 2,048.01
MGS-S Customer 10884	\$ 3,211.96	\$ 3,316.10	3.24%	\$ 6,589.02	\$ 6,693.16	1.58%	\$ 1,538.95	\$ 1,564.35
MGS-S Customer 10885	\$ 5,068.67	\$ 5,206.90	2.73%	\$ 15,893.32	\$ 16,031.55	0.87%	\$ 2,217.64	\$ 2,312.21
MGS-S Customer 10886	\$ 3,578.76	\$ 3,710.86	3.69%	\$ 6,711.64	\$ 6,843.74	1.97%	\$ 1,776.57	\$ 1,843.74
MGS-S Customer 10887	\$ 4,203.28	\$ 4,337.94	3.20%	\$ 11,382.01	\$ 11,516.67	1.18%	\$ 1,958.76	\$ 2,033.43
MGS-S Customer 10888	\$ 3,466.68	\$ 3,597.98	3.79%	\$ 10,140.82	\$ 10,272.12	1.29%	\$ 1,717.62	\$ 1,778.40
MGS-S Customer 10889	\$ 12,293.28	\$ 12,436.66	1.17%	\$ 44,661.89	\$ 44,805.27	0.32%	\$ 4,355.40	\$ 4,546.06
MGS-S Customer 10890	\$ 3,140.90	\$ 3,270.34	4.12%	\$ 7,601.75	\$ 7,731.19	1.70%	\$ 1,599.73	\$ 1,686.67
MGS-S Customer 10891	\$ 9,719.68	\$ 9,852.13	1.36%	\$ 31,018.43	\$ 31,150.88	0.43%	\$ 3,573.00	\$ 3,722.48
MGS-S Customer 10892	\$ 34,856.30	\$ 35,133.56	0.80%	\$ 75,323.92	\$ 75,601.18	0.37%	\$ 12,077.32	\$ 12,513.32
MGS-S Customer 10893	\$ 9,516.76	\$ 9,675.65	1.67%	\$ 26,952.02	\$ 27,110.91	0.59%	\$ 3,680.20	\$ 3,818.32
MGS-S Customer 10894	\$ 30,099.19	\$ 30,364.63	0.88%	\$ 72,989.20	\$ 73,254.64	0.36%	\$ 10,544.26	\$ 10,899.43
MGS-S Customer 10895	\$ 46,805.35	\$ 47,259.46	0.97%	\$ 148,134.37	\$ 148,588.48	0.31%	\$ 16,588.20	\$ 17,079.23
MGS-S Customer 10896	\$ 5,505.56	\$ 5,645.87	2.55%	\$ 18,523.85	\$ 18,664.16	0.76%	\$ 2,359.51	\$ 2,446.69
MGS-S Customer 10897	\$ 5,248.14	\$ 5,360.82	2.15%	\$ 14,070.44	\$ 14,183.12	0.80%	\$ 2,161.71	\$ 2,244.83
MGS-S Customer 10898	\$ 3,325.56	\$ 3,429.54	3.13%	\$ 8,665.90	\$ 8,769.88	1.20%	\$ 1,541.38	\$ 1,596.24
MGS-S Customer 10899	\$ 4,435.38	\$ 4,544.25	2.45%	\$ 13,192.55	\$ 13,301.42	0.83%	\$ 1,889.90	\$ 1,960.58
MGS-S Customer 10900	\$ 10,555.03	\$ 10,716.55	1.53%	\$ 44,742.72	\$ 44,904.24	0.36%	\$ 3,885.26	\$ 4,070.10
MGS-S Customer 10901	\$ 3,267.64	\$ 3,397.96	3.99%	\$ 8,224.74	\$ 8,355.06	1.58%	\$ 1,653.78	\$ 1,723.39
MGS-S Customer 10902	\$ 20,086.90	\$ 20,293.20	1.03%	\$ 76,076.10	\$ 76,282.40	0.27%	\$ 7,022.56	\$ 7,227.76
MGS-S Customer 10903	\$ 19,046.15	\$ 19,247.33	1.06%	\$ 69,271.89	\$ 69,473.07	0.29%	\$ 6,678.47	\$ 6,913.95
MGS-S Customer 10904	\$ 4,004.05	\$ 4,137.73	3.34%	\$ 11,655.15	\$ 11,788.83	1.15%	\$ 1,889.10	\$ 1,960.17
MGS-S Customer 10905	\$ 12,087.73	\$ 12,257.66	1.41%	\$ 44,447.20	\$ 44,617.13	0.38%	\$ 4,457.15	\$ 4,607.44
MGS-S Customer 10906	\$ 3,237.32	\$ 3,367.45	4.02%	\$ 8,964.21	\$ 9,094.34	1.45%	\$ 1,639.29	\$ 1,707.01
MGS-S Customer 10907	\$ 29,649.45	\$ 29,897.95	0.84%	\$ 114,570.21	\$ 114,818.71	0.22%	\$ 10,031.37	\$ 10,370.01
MGS-S Customer 10908	\$ 19,529.89	\$ 19,734.19	1.05%	\$ 57,415.15	\$ 57,619.45	0.36%	\$ 6,910.32	\$ 7,175.60
MGS-S Customer 10909	\$ 50,367.25	\$ 50,709.05	0.68%	\$ 196,853.27	\$ 197,195.07	0.17%	\$ 16,635.31	\$ 17,164.48
MGS-S Customer 10910	\$ 14,274.46	\$ 14,455.07	1.27%	\$ 44,015.01	\$ 44,195.62	0.41%	\$ 5,214.90	\$ 5,390.17
MGS-S Customer 10911	\$ 3,588.30	\$ 3,720.04	3.67%	\$ 11,317.09	\$ 11,448.83	1.16%	\$ 1,750.09	\$ 1,813.76
MGS-S Customer 10912	\$ 16,074.86	\$ 16,263.35	1.17%	\$ 52,255.31	\$ 52,443.80	0.36%	\$ 5,775.70	\$ 5,974.39
MGS-S Customer 10913	\$ 13,274.55	\$ 13,450.08	1.32%	\$ 35,318.30	\$ 35,493.83	0.50%	\$ 4,882.75	\$ 5,108.61
MGS-S Customer 10914	\$ 5,084.13	\$ 5,222.70	2.73%	\$ 13,794.45	\$ 13,933.02	1.00%	\$ 2,240.01	\$ 2,331.98
MGS-S Customer 10915	\$ 9,052.72	\$ 9,210.07	1.74%	\$ 15,739.32	\$ 15,896.67	1.00%	\$ 3,581.29	\$ 3,737.23
MGS-S Customer 10916	\$ 4,294.83	\$ 4,430.02	3.15%	\$ 9,941.85	\$ 10,077.04	1.36%	\$ 1,997.73	\$ 2,077.04
MGS-S Customer 10917	\$ 14,922.41	\$ 15,105.62	1.23%	\$ 29,401.90	\$ 29,585.11	0.62%	\$ 5,452.07	\$ 5,749.40

Internal Use

Customer	Delivery 1/24 Prices	Delivery 8/24 Prices	Delivery % Difference	Bundled 1/24 Prices	Bundled 8/24 Prices	Bundled % Difference	Distribution 8/24 Prices	Distribution 1/25 Prices
MGS-S Customer 10918	\$ 6,072.51	\$ 6,214.80	2.34%	\$ 21,107.32	\$ 21,249.61	0.67%	\$ 2,514.03	\$ 2,636.84
MGS-S Customer 10919	\$ 6,441.12	\$ 6,558.56	1.82%	\$ 23,777.20	\$ 23,894.64	0.49%	\$ 2,502.26	\$ 2,602.15
MGS-S Customer 10920	\$ 4,666.04	\$ 4,775.91	2.35%	\$ 13,220.85	\$ 13,330.72	0.83%	\$ 1,963.86	\$ 2,044.12
MGS-S Customer 10921	\$ 4,684.35	\$ 4,794.14	2.34%	\$ 12,733.08	\$ 12,842.87	0.86%	\$ 1,963.89	\$ 2,056.78
MGS-S Customer 10922	\$ 7,764.72	\$ 7,915.33	1.94%	\$ 23,809.74	\$ 23,960.35	0.63%	\$ 3,094.74	\$ 3,216.71
MGS-S Customer 10923	\$ 4,385.56	\$ 4,521.20	3.09%	\$ 10,262.60	\$ 10,398.24	1.32%	\$ 2,028.80	\$ 2,106.56
MGS-S Customer 10924	\$ 11,008.74	\$ 11,173.34	1.50%	\$ 37,225.40	\$ 37,390.00	0.44%	\$ 4,100.07	\$ 4,283.71
MGS-S Customer 10925	\$ 9,136.26	\$ 9,293.36	1.72%	\$ 31,861.02	\$ 32,018.12	0.49%	\$ 3,539.28	\$ 3,640.97
MGS-S Customer 10926	\$ 21,354.21	\$ 21,567.62	1.00%	\$ 66,630.05	\$ 66,843.46	0.32%	\$ 7,526.31	\$ 7,746.62
MGS-S Customer 10927	\$ 17,651.78	\$ 17,847.22	1.11%	\$ 61,007.99	\$ 61,203.43	0.32%	\$ 6,264.75	\$ 6,472.81
MGS-S Customer 10928	\$ 3,604.88	\$ 3,710.21	2.92%	\$ 8,888.43	\$ 8,993.76	1.19%	\$ 1,636.36	\$ 1,694.21
MGS-S Customer 10929	\$ 5,529.66	\$ 5,670.02	2.54%	\$ 19,554.50	\$ 19,694.86	0.72%	\$ 2,362.20	\$ 2,447.52
MGS-S Customer 10930	\$ 3,195.96	\$ 3,325.69	4.06%	\$ 11,509.21	\$ 11,638.94	1.13%	\$ 1,609.55	\$ 1,673.55
MGS-S Customer 10931	\$ 11,155.18	\$ 11,320.24	1.48%	\$ 46,549.49	\$ 46,714.55	0.35%	\$ 4,114.96	\$ 4,261.56
MGS-S Customer 10932	\$ 7,574.38	\$ 7,698.08	1.63%	\$ 16,502.49	\$ 16,626.19	0.75%	\$ 2,944.70	\$ 3,057.76
MGS-S Customer 10933	\$ 21,335.12	\$ 21,546.47	0.99%	\$ 82,617.01	\$ 82,828.36	0.26%	\$ 7,390.82	\$ 7,630.98
MGS-S Customer 10934	\$ 5,544.24	\$ 5,684.90	2.54%	\$ 15,007.44	\$ 15,148.10	0.94%	\$ 2,388.98	\$ 2,487.79
MGS-S Customer 10935	\$ 18,600.60	\$ 18,798.78	1.07%	\$ 80,010.47	\$ 80,208.65	0.25%	\$ 6,459.91	\$ 6,675.99
MGS-S Customer 10936	\$ 21,993.88	\$ 22,208.31	0.97%	\$ 88,266.81	\$ 88,481.24	0.24%	\$ 7,598.17	\$ 7,820.36
MGS-S Customer 10937	\$ 10,130.49	\$ 10,265.14	1.33%	\$ 28,380.68	\$ 28,515.33	0.47%	\$ 3,730.13	\$ 3,888.55
MGS-S Customer 10938	\$ 2,716.48	\$ 2,817.38	3.71%	\$ 9,303.78	\$ 9,404.68	1.08%	\$ 1,324.22	\$ 1,375.22
MGS-S Customer 10939	\$ 5,501.81	\$ 5,642.66	2.56%	\$ 13,884.42	\$ 14,025.27	1.01%	\$ 2,394.84	\$ 2,477.15
MGS-S Customer 10940	\$ 7,770.70	\$ 7,921.31	1.94%	\$ 27,058.41	\$ 27,209.02	0.56%	\$ 3,087.30	\$ 3,192.13
MGS-S Customer 10941	\$ 6,000.95	\$ 6,116.98	1.93%	\$ 7,063.60	\$ 7,179.63	1.64%	\$ 2,425.61	\$ 2,575.38
MGS-S Customer 10942	\$ 6,689.28	\$ 6,808.31	1.78%	\$ 20,974.18	\$ 21,093.21	0.57%	\$ 2,611.96	\$ 2,709.32
MGS-S Customer 10943	\$ 3,864.81	\$ 3,970.71	2.74%	\$ 12,267.42	\$ 12,373.32	0.86%	\$ 1,686.66	\$ 1,767.24
MGS-S Customer 10944	\$ 3,555.58	\$ 3,686.75	3.69%	\$ 10,977.46	\$ 11,108.63	1.19%	\$ 1,721.62	\$ 1,809.89
MGS-S Customer 10945	\$ 7,138.33	\$ 7,259.63	1.70%	\$ 15,302.93	\$ 15,424.23	0.79%	\$ 2,785.30	\$ 2,915.57
MGS-S Customer 10946	\$ 28,778.59	\$ 29,022.57	0.85%	\$ 128,791.29	\$ 129,035.27	0.19%	\$ 9,681.59	\$ 9,944.66
MGS-S Customer 10947	\$ 7,245.32	\$ 7,366.73	1.68%	\$ 24,572.61	\$ 24,694.02	0.49%	\$ 2,779.85	\$ 2,881.70
MGS-S Customer 10948	\$ 5,471.40	\$ 5,611.95	2.57%	\$ 15,051.27	\$ 15,191.82	0.93%	\$ 2,374.31	\$ 2,458.54
MGS-S Customer 10949	\$ 2,960.16	\$ 3,062.26	3.45%	\$ 8,382.09	\$ 8,484.19	1.22%	\$ 1,411.08	\$ 1,469.67
MGS-S Customer 10950	\$ 18,273.79	\$ 18,471.63	1.08%	\$ 63,074.29	\$ 63,272.13	0.31%	\$ 6,446.88	\$ 6,684.89
MGS-S Customer 10951	\$ 54,037.52	\$ 54,395.76	0.66%	\$ 217,206.04	\$ 217,564.28	0.16%	\$ 17,786.56	\$ 18,321.16
MGS-S Customer 10952	\$ 4,686.47	\$ 4,823.01	2.91%	\$ 13,059.71	\$ 13,196.25	1.05%	\$ 2,100.27	\$ 2,197.52
MGS-S Customer 10953	\$ 18,569.67	\$ 18,767.21	1.06%	\$ 83,699.96	\$ 83,897.50	0.24%	\$ 6,418.36	\$ 6,640.15
MGS-S Customer 10954	\$ 4,266.81	\$ 4,374.97	2.53%	\$ 11,833.35	\$ 11,941.51	0.91%	\$ 1,839.98	\$ 1,910.47
MGS-S Customer 10955	\$ 5,195.89	\$ 5,334.48	2.67%	\$ 20,314.69	\$ 20,453.28	0.68%	\$ 2,238.67	\$ 2,323.95
MGS-S Customer 10956	\$ 13,041.74	\$ 13,216.41	1.34%	\$ 43,472.44	\$ 43,647.11	0.40%	\$ 4,793.16	\$ 4,954.53
MGS-S Customer 10957	\$ 5,434.81	\$ 5,548.70	2.10%	\$ 11,696.46	\$ 11,810.35	0.97%	\$ 2,245.26	\$ 2,327.56

Internal Use

Customer	Delivery 1/24 Prices	Delivery 8/24 Prices	Delivery % Difference	Bundled 1/24 Prices	Bundled 8/24 Prices	Bundled % Difference	Distribution 8/24 Prices	Distribution 1/25 Prices
MGS-S Customer 10958	\$ 3,731.80	\$ 3,838.43	2.86%	\$ 9,169.27	\$ 9,275.90	1.16%	\$ 1,709.42	\$ 1,728.87
MGS-S Customer 10959	\$ 5,633.70	\$ 5,774.64	2.50%	\$ 17,073.78	\$ 17,214.72	0.83%	\$ 2,407.59	\$ 2,504.41
MGS-S Customer 10960	\$ 10,220.84	\$ 10,382.06	1.58%	\$ 38,517.09	\$ 38,678.31	0.42%	\$ 3,844.82	\$ 3,986.53
MGS-S Customer 10961	\$ 4,579.66	\$ 4,688.91	2.39%	\$ 16,270.32	\$ 16,379.57	0.67%	\$ 1,917.33	\$ 1,990.39
MGS-S Customer 10962	\$ 4,396.00	\$ 4,531.54	3.08%	\$ 12,303.50	\$ 12,439.04	1.10%	\$ 2,020.59	\$ 2,095.11
MGS-S Customer 10963	\$ 6,197.54	\$ 6,341.45	2.32%	\$ 14,497.65	\$ 14,641.56	0.99%	\$ 2,619.04	\$ 2,724.06
MGS-S Customer 10964	\$ 4,157.73	\$ 4,265.90	2.60%	\$ 9,750.02	\$ 9,858.19	1.11%	\$ 1,831.74	\$ 1,882.29
MGS-S Customer 10965	\$ 3,424.05	\$ 3,528.35	3.05%	\$ 9,568.24	\$ 9,672.54	1.09%	\$ 1,566.01	\$ 1,625.79
MGS-S Customer 10966	\$ 6,907.97	\$ 7,055.14	2.13%	\$ 21,332.62	\$ 21,479.79	0.69%	\$ 2,837.81	\$ 2,922.93
MGS-S Customer 10967	\$ 5,173.19	\$ 5,312.45	2.69%	\$ 14,089.87	\$ 14,229.13	0.99%	\$ 2,281.26	\$ 2,358.17
MGS-S Customer 10968	\$ 11,287.82	\$ 11,454.00	1.47%	\$ 41,282.03	\$ 41,448.21	0.40%	\$ 4,195.31	\$ 4,346.89
MGS-S Customer 10969	\$ 8,468.59	\$ 8,621.84	1.81%	\$ 32,881.71	\$ 33,034.96	0.47%	\$ 3,279.31	\$ 3,401.84
MGS-S Customer 10970	\$ 21,277.44	\$ 21,488.34	0.99%	\$ 85,269.66	\$ 85,480.56	0.25%	\$ 7,356.92	\$ 7,590.32
MGS-S Customer 10971	\$ 6,259.50	\$ 6,403.66	2.30%	\$ 18,971.90	\$ 19,116.06	0.76%	\$ 2,626.57	\$ 2,709.57
MGS-S Customer 10972	\$ 4,558.44	\$ 4,667.64	2.40%	\$ 14,641.07	\$ 14,750.27	0.75%	\$ 1,916.62	\$ 1,995.72
MGS-S Customer 10973	\$ 24,382.81	\$ 24,607.35	0.92%	\$ 92,310.27	\$ 92,534.81	0.24%	\$ 8,345.53	\$ 8,656.86
MGS-S Customer 10974	\$ 7,236.93	\$ 7,385.19	2.05%	\$ 14,878.88	\$ 15,027.14	1.00%	\$ 2,945.73	\$ 3,100.03
MGS-S Customer 10975	\$ 5,514.37	\$ 5,654.90	2.55%	\$ 15,099.26	\$ 15,239.79	0.93%	\$ 2,379.46	\$ 2,476.09
MGS-S Customer 10976	\$ 6,308.72	\$ 6,453.15	2.29%	\$ 16,520.24	\$ 16,664.67	0.87%	\$ 2,651.16	\$ 2,747.16
MGS-S Customer 10977	\$ 3,984.57	\$ 4,091.37	2.68%	\$ 12,414.14	\$ 12,520.94	0.86%	\$ 1,741.78	\$ 1,804.81
MGS-S Customer 10978	\$ 17,389.16	\$ 17,581.84	1.11%	\$ 76,202.95	\$ 76,395.63	0.25%	\$ 6,069.67	\$ 6,270.75
MGS-S Customer 10979	\$ 3,242.01	\$ 3,345.35	3.19%	\$ 8,778.88	\$ 8,882.22	1.18%	\$ 1,501.48	\$ 1,568.48
MGS-S Customer 10980	\$ 9,603.02	\$ 9,762.86	1.66%	\$ 19,103.93	\$ 19,263.77	0.84%	\$ 3,753.76	\$ 3,907.87
MGS-S Customer 10981	\$ 11,088.86	\$ 11,252.93	1.48%	\$ 51,053.72	\$ 51,217.79	0.32%	\$ 4,050.81	\$ 4,208.61
MGS-S Customer 10982	\$ 6,450.51	\$ 6,595.21	2.24%	\$ 21,562.57	\$ 21,707.27	0.67%	\$ 2,668.64	\$ 2,760.85
MGS-S Customer 10983	\$ 6,211.63	\$ 6,350.21	2.23%	\$ 62,790.43	\$ 62,929.01	0.22%	\$ 2,259.88	\$ 2,393.32
MGS-S Customer 10984	\$ 9,010.38	\$ 9,167.13	1.74%	\$ 25,612.89	\$ 25,769.64	0.61%	\$ 3,523.73	\$ 3,644.82
MGS-S Customer 10985	\$ 3,895.13	\$ 4,001.19	2.72%	\$ 8,543.38	\$ 8,649.44	1.24%	\$ 1,707.52	\$ 1,808.80
MGS-S Customer 10986	\$ 24,167.80	\$ 24,390.57	0.92%	\$ 90,842.93	\$ 91,065.70	0.25%	\$ 8,242.88	\$ 8,601.28
MGS-S Customer 10987	\$ 4,640.87	\$ 4,777.30	2.94%	\$ 12,215.64	\$ 12,352.07	1.12%	\$ 2,091.85	\$ 2,186.86
MGS-S Customer 10988	\$ 733.21	\$ 824.29	12.42%	\$ 10,274.80	\$ 10,365.88	0.89%	\$ 629.64	\$ 662.11
MGS-S Customer 10989	\$ 4,581.44	\$ 4,718.00	2.98%	\$ 12,098.28	\$ 12,234.84	1.13%	\$ 2,089.77	\$ 2,161.66
MGS-S Customer 10990	\$ 5,611.62	\$ 5,752.35	2.51%	\$ 18,075.50	\$ 18,216.23	0.78%	\$ 2,393.26	\$ 2,489.34
MGS-S Customer 10991	\$ 9,647.68	\$ 9,779.70	1.37%	\$ 33,483.08	\$ 33,615.10	0.39%	\$ 3,538.23	\$ 3,677.29
MGS-S Customer 10992	\$ 11,160.73	\$ 11,326.47	1.49%	\$ 29,973.10	\$ 30,138.84	0.55%	\$ 4,189.19	\$ 4,393.28
MGS-S Customer 10993	\$ 9,452.32	\$ 9,610.34	1.67%	\$ 34,620.84	\$ 34,778.86	0.46%	\$ 3,613.38	\$ 3,738.38
MGS-S Customer 10994	\$ 3,385.49	\$ 3,515.93	3.85%	\$ 12,984.44	\$ 13,114.88	1.00%	\$ 1,661.60	\$ 1,731.49
MGS-S Customer 10995	\$ 5,773.52	\$ 5,887.88	1.98%	\$ 23,490.33	\$ 23,604.69	0.49%	\$ 2,279.69	\$ 2,364.56
MGS-S Customer 10996	\$ 5,620.11	\$ 5,761.03	2.51%	\$ 18,436.84	\$ 18,577.76	0.76%	\$ 2,401.64	\$ 2,487.60
MGS-S Customer 10997	\$ 2,165.10	\$ 2,290.47	5.79%	\$ 2,517.03	\$ 2,642.40	4.98%	\$ 1,306.44	\$ 1,372.68

Internal Use

Customer	Delivery 1/24 Prices	Delivery 8/24 Prices	Delivery % Difference	Bundled 1/24 Prices	Bundled 8/24 Prices	Bundled % Difference	Distribution 8/24 Prices	Distribution 1/25 Prices
MGS-S Customer 10998	\$ 3,804.51	\$ 3,937.16	3.49%	\$ 10,620.34	\$ 10,752.99	1.25%	\$ 1,820.52	\$ 1,898.29
MGS-S Customer 10999	\$ 7,763.23	\$ 7,888.42	1.61%	\$ 9,710.28	\$ 9,835.47	1.29%	\$ 3,053.02	\$ 3,174.54
MGS-S Customer 11000	\$ 33,331.91	\$ 33,642.57	0.93%	\$ 94,275.58	\$ 94,586.24	0.33%	\$ 11,698.78	\$ 12,126.12
MGS-S Customer 11001	\$ 3,548.94	\$ 3,653.76	2.95%	\$ 10,284.33	\$ 10,389.15	1.02%	\$ 1,602.71	\$ 1,665.61
MGS-S Customer 11002	\$ 20,638.35	\$ 20,818.35	0.87%	\$ 89,141.70	\$ 89,321.70	0.20%	\$ 6,943.03	\$ 7,200.45
MGS-S Customer 11003	\$ 9,325.89	\$ 9,457.68	1.41%	\$ 21,072.19	\$ 21,203.98	0.63%	\$ 3,518.44	\$ 3,649.47
MGS-S Customer 11004	\$ 10,107.66	\$ 10,269.40	1.60%	\$ 42,765.82	\$ 42,927.56	0.38%	\$ 3,750.30	\$ 3,944.17
MGS-S Customer 11005	\$ 4,429.41	\$ 4,537.80	2.45%	\$ 15,399.18	\$ 15,507.57	0.70%	\$ 1,861.89	\$ 1,945.67
MGS-S Customer 11006	\$ 5,148.78	\$ 5,260.73	2.17%	\$ 17,033.00	\$ 17,144.95	0.66%	\$ 2,108.75	\$ 2,187.80
MGS-S Customer 11007	\$ 10,527.81	\$ 10,690.69	1.55%	\$ 41,525.26	\$ 41,688.14	0.39%	\$ 3,934.36	\$ 4,076.98
MGS-S Customer 11008	\$ 5,886.54	\$ 6,001.66	1.96%	\$ 21,477.36	\$ 21,592.48	0.54%	\$ 2,333.22	\$ 2,419.03
MGS-S Customer 11009	\$ 5,276.21	\$ 5,416.15	2.65%	\$ 12,058.90	\$ 12,198.84	1.16%	\$ 2,329.92	\$ 2,409.63
MGS-S Customer 11010	\$ 4,548.68	\$ 4,658.08	2.41%	\$ 10,814.10	\$ 10,923.50	1.01%	\$ 1,934.15	\$ 2,021.03
MGS-S Customer 11011	\$ 19,044.28	\$ 19,246.65	1.06%	\$ 58,236.72	\$ 58,439.09	0.35%	\$ 6,759.50	\$ 6,990.43
MGS-S Customer 11012	\$ 11,414.53	\$ 11,583.51	1.48%	\$ 31,817.45	\$ 31,986.43	0.53%	\$ 4,360.64	\$ 4,444.03
MGS-S Customer 11013	\$ 4,424.91	\$ 4,533.33	2.45%	\$ 16,153.50	\$ 16,261.92	0.67%	\$ 1,861.10	\$ 1,937.05
MGS-S Customer 11014	\$ 6,415.90	\$ 6,561.20	2.26%	\$ 10,355.71	\$ 10,501.01	1.40%	\$ 2,719.68	\$ 2,832.35
MGS-S Customer 11015	\$ 14,711.40	\$ 14,999.71	1.96%	\$ 33,011.87	\$ 33,300.18	0.87%	\$ 6,234.76	\$ 6,281.86
MGS-S Customer 11016	\$ 3,474.82	\$ 3,606.48	3.79%	\$ 8,966.33	\$ 9,097.99	1.47%	\$ 1,737.89	\$ 1,787.10
MGS-S Customer 11017	\$ 9,889.82	\$ 10,050.65	1.63%	\$ 29,296.25	\$ 29,457.08	0.55%	\$ 3,808.06	\$ 3,930.42
MGS-S Customer 11018	\$ 9,670.86	\$ 9,830.09	1.65%	\$ 29,223.66	\$ 29,382.89	0.54%	\$ 3,709.35	\$ 3,859.37
MGS-S Customer 11019	\$ 4,685.59	\$ 4,821.98	2.91%	\$ 17,270.13	\$ 17,406.52	0.79%	\$ 2,082.54	\$ 2,163.99
MGS-S Customer 11020	\$ 23,412.58	\$ 23,633.52	0.94%	\$ 83,606.68	\$ 83,827.62	0.26%	\$ 8,082.78	\$ 8,369.65
MGS-S Customer 11021	\$ 4,515.00	\$ 4,651.52	3.02%	\$ 8,474.12	\$ 8,610.64	1.61%	\$ 2,089.28	\$ 2,164.51
MGS-S Customer 11022	\$ 3,153.97	\$ 3,256.57	3.25%	\$ 11,758.14	\$ 11,860.74	0.87%	\$ 1,450.15	\$ 1,515.95
MGS-S Customer 11023	\$ 4,860.86	\$ 4,971.86	2.28%	\$ 12,443.40	\$ 12,554.40	0.89%	\$ 2,041.43	\$ 2,117.75
MGS-S Customer 11024	\$ 8,442.60	\$ 8,569.06	1.50%	\$ 32,214.01	\$ 32,340.47	0.39%	\$ 3,139.09	\$ 3,254.46
MGS-S Customer 11025	\$ 5,363.91	\$ 5,477.02	2.11%	\$ 14,724.73	\$ 14,837.84	0.77%	\$ 2,193.90	\$ 2,282.35
MGS-S Customer 11026	\$ 4,275.53	\$ 4,383.56	2.53%	\$ 11,365.59	\$ 11,473.62	0.95%	\$ 1,836.55	\$ 1,919.58
MGS-S Customer 11027	\$ 5,594.82	\$ 5,736.12	2.53%	\$ 13,166.62	\$ 13,307.92	1.07%	\$ 2,428.72	\$ 2,516.30
MGS-S Customer 11028	\$ 5,561.48	\$ 5,702.58	2.54%	\$ 14,065.10	\$ 14,206.20	1.00%	\$ 2,413.15	\$ 2,497.42
MGS-S Customer 11029	\$ 5,878.52	\$ 6,020.62	2.42%	\$ 19,048.21	\$ 19,190.31	0.75%	\$ 2,485.73	\$ 2,575.62
MGS-S Customer 11030	\$ 13,196.85	\$ 13,372.97	1.33%	\$ 37,941.79	\$ 38,117.91	0.46%	\$ 4,891.85	\$ 5,047.33
MGS-S Customer 11031	\$ 4,835.46	\$ 4,972.27	2.83%	\$ 16,359.86	\$ 16,496.67	0.84%	\$ 2,122.82	\$ 2,228.80
MGS-S Customer 11032	\$ 3,658.71	\$ 3,790.71	3.61%	\$ 10,218.93	\$ 10,350.93	1.29%	\$ 1,773.42	\$ 1,849.05
MGS-S Customer 11033	\$ 3,776.28	\$ 3,908.73	3.51%	\$ 6,037.67	\$ 6,170.12	2.19%	\$ 1,819.38	\$ 1,927.23
MGS-S Customer 11034	\$ 5,014.63	\$ 5,152.83	2.76%	\$ 15,837.68	\$ 15,975.88	0.87%	\$ 2,209.54	\$ 2,290.54
MGS-S Customer 11035	\$ 8,409.55	\$ 8,562.90	1.82%	\$ 27,518.66	\$ 27,672.01	0.56%	\$ 3,289.94	\$ 3,420.67
MGS-S Customer 11036	\$ 12,885.68	\$ 13,059.54	1.35%	\$ 43,928.83	\$ 44,102.69	0.40%	\$ 4,735.86	\$ 4,895.71
MGS-S Customer 11037	\$ 1,780.87	\$ 1,877.95	5.45%	\$ 3,895.89	\$ 3,992.97	2.49%	\$ 1,047.47	\$ 1,077.75

Customer	Delivery 1/24 Prices	Delivery 8/24 Prices	Delivery % Difference	Bundled 1/24 Prices	Bundled 8/24 Prices	Bundled % Difference	Distribution 8/24 Prices	Distribution 1/25 Prices
MGS-S Customer 11038	\$ 20,398.79	\$ 20,605.77	1.01%	\$ 79,697.06	\$ 79,904.04	0.26%	\$ 7,083.87	\$ 7,319.03
MGS-S Customer 11039	\$ 17,202.70	\$ 17,395.80	1.12%	\$ 60,275.53	\$ 60,468.63	0.32%	\$ 6,105.04	\$ 6,320.61
MGS-S Customer 11040	\$ 3,900.73	\$ 4,006.54	2.71%	\$ 17,048.71	\$ 17,154.52	0.62%	\$ 1,674.92	\$ 1,743.52
MGS-S Customer 11041	\$ 10,266.75	\$ 10,429.13	1.58%	\$ 31,245.56	\$ 31,407.94	0.52%	\$ 3,920.86	\$ 4,051.97
MGS-S Customer 11042	\$ 7,215.12	\$ 7,336.60	1.68%	\$ 21,850.12	\$ 21,971.60	0.56%	\$ 2,786.31	\$ 2,890.86
MGS-S Customer 11043	\$ 7,417.68	\$ 7,566.51	2.01%	\$ 27,488.78	\$ 27,637.61	0.54%	\$ 2,961.14	\$ 3,063.57
MGS-S Customer 11044	\$ 8,643.17	\$ 8,772.10	1.49%	\$ 16,309.46	\$ 16,438.39	0.79%	\$ 3,315.43	\$ 3,440.07
MGS-S Customer 11045	\$ 4,722.08	\$ 4,859.35	2.91%	\$ 10,846.16	\$ 10,983.43	1.27%	\$ 2,143.04	\$ 2,221.80
MGS-S Customer 11046	\$ 5,637.04	\$ 5,751.90	2.04%	\$ 10,541.24	\$ 10,656.10	1.09%	\$ 2,317.95	\$ 2,409.29
MGS-S Customer 11047	\$ 11,035.25	\$ 11,200.32	1.50%	\$ 38,376.26	\$ 38,541.33	0.43%	\$ 4,121.42	\$ 4,279.41
MGS-S Customer 11048	\$ 2,549.55	\$ 2,650.48	3.96%	\$ 5,341.70	\$ 5,442.63	1.89%	\$ 1,314.16	\$ 1,338.38
MGS-S Customer 11049	\$ 8,125.46	\$ 8,278.30	1.88%	\$ 25,073.05	\$ 25,225.89	0.61%	\$ 3,228.35	\$ 3,333.32
MGS-S Customer 11050	\$ 5,724.52	\$ 5,871.93	2.58%	\$ 15,562.62	\$ 15,710.03	0.95%	\$ 2,491.11	\$ 2,586.01
MGS-S Customer 11051	\$ 48,972.06	\$ 49,340.18	0.75%	\$ 221,066.85	\$ 221,434.97	0.17%	\$ 16,250.70	\$ 16,720.22
MGS-S Customer 11052	\$ 4,945.09	\$ 5,057.60	2.28%	\$ 11,811.88	\$ 11,924.39	0.95%	\$ 2,120.24	\$ 2,139.79
MGS-S Customer 11053	\$ 4,349.92	\$ 4,459.86	2.53%	\$ 9,623.65	\$ 9,733.59	1.14%	\$ 1,935.17	\$ 1,941.74
MGS-S Customer 11054	\$ 6,779.79	\$ 6,901.67	1.80%	\$ 13,873.28	\$ 13,995.16	0.88%	\$ 2,767.98	\$ 2,771.34
MGS-S Customer 11055	\$ 5,609.47	\$ 5,723.58	2.03%	\$ 18,500.93	\$ 18,615.04	0.62%	\$ 2,259.97	\$ 2,340.95
MGS-S Customer 11056	\$ 2,981.19	\$ 3,083.71	3.44%	\$ 9,501.07	\$ 9,603.59	1.08%	\$ 1,429.60	\$ 1,463.97
MGS-S Customer 11057	\$ 4,795.69	\$ 4,933.04	2.86%	\$ 12,672.00	\$ 12,809.35	1.08%	\$ 2,151.21	\$ 2,236.31
MGS-S Customer 11058	\$ 5,118.73	\$ 5,231.02	2.19%	\$ 13,164.95	\$ 13,277.24	0.85%	\$ 2,129.52	\$ 2,203.44
MGS-S Customer 11059	\$ 9,068.74	\$ 9,225.54	1.73%	\$ 26,011.76	\$ 26,168.56	0.60%	\$ 3,531.93	\$ 3,665.32
MGS-S Customer 11060	\$ 8,996.58	\$ 9,152.99	1.74%	\$ 27,050.24	\$ 27,206.65	0.58%	\$ 3,502.85	\$ 3,631.36
MGS-S Customer 11061	\$ 6,425.15	\$ 6,542.61	1.83%	\$ 21,657.53	\$ 21,774.99	0.54%	\$ 2,506.46	\$ 2,612.92
MGS-S Customer 11062	\$ 3,292.35	\$ 3,422.47	3.95%	\$ 10,237.18	\$ 10,367.30	1.27%	\$ 1,642.89	\$ 1,719.38
MGS-S Customer 11063	\$ 26,385.49	\$ 26,619.08	0.89%	\$ 102,018.90	\$ 102,252.49	0.23%	\$ 8,980.12	\$ 9,298.85
MGS-S Customer 11064	\$ 3,370.50	\$ 3,474.95	3.10%	\$ 6,409.91	\$ 6,514.36	1.63%	\$ 1,573.78	\$ 1,627.98
MGS-S Customer 11065	\$ 6,216.54	\$ 6,333.27	1.88%	\$ 21,939.22	\$ 22,055.95	0.53%	\$ 2,445.73	\$ 2,532.90
MGS-S Customer 11066	\$ 1,611.84	\$ 1,708.18	5.98%	\$ 2,859.14	\$ 2,955.48	3.37%	\$ 995.72	\$ 1,025.03
MGS-S Customer 11067	\$ 10,298.10	\$ 10,433.07	1.31%	\$ 35,943.78	\$ 36,078.75	0.38%	\$ 3,746.58	\$ 3,891.42
MGS-S Customer 11068	\$ 5,757.47	\$ 5,899.25	2.46%	\$ 18,044.47	\$ 18,186.25	0.79%	\$ 2,458.17	\$ 2,537.61
MGS-S Customer 11069	\$ 2,953.38	\$ 3,082.68	4.38%	\$ 7,353.22	\$ 7,482.52	1.76%	\$ 1,570.08	\$ 1,612.39
MGS-S Customer 11070	\$ 3,340.99	\$ 3,444.03	3.08%	\$ 12,843.73	\$ 12,946.77	0.80%	\$ 1,490.62	\$ 1,579.47
MGS-S Customer 11071	\$ 21,820.78	\$ 22,034.86	0.98%	\$ 73,879.31	\$ 74,093.39	0.29%	\$ 7,597.69	\$ 7,872.22
MGS-S Customer 11072	\$ 3,302.50	\$ 3,432.95	3.95%	\$ 9,294.49	\$ 9,424.94	1.40%	\$ 1,661.07	\$ 1,727.47
MGS-S Customer 11073	\$ 5,527.00	\$ 5,667.68	2.55%	\$ 16,095.36	\$ 16,236.04	0.87%	\$ 2,384.85	\$ 2,471.32
MGS-S Customer 11074	\$ 29,185.20	\$ 29,433.21	0.85%	\$ 83,446.73	\$ 83,694.74	0.30%	\$ 10,030.17	\$ 10,441.68
MGS-S Customer 11075	\$ 4,081.57	\$ 4,188.67	2.62%	\$ 12,657.74	\$ 12,764.84	0.85%	\$ 1,766.87	\$ 1,839.51
MGS-S Customer 11076	\$ 6,161.24	\$ 6,304.89	2.33%	\$ 15,228.63	\$ 15,372.28	0.94%	\$ 2,601.13	\$ 2,706.00
MGS-S Customer 11077	\$ 6,966.42	\$ 7,086.44	1.72%	\$ 25,586.71	\$ 25,706.73	0.47%	\$ 2,679.70	\$ 2,774.18

Internal Use

Customer	Delivery 1/24 Prices	Delivery 8/24 Prices	Delivery % Difference	Bundled 1/24 Prices	Bundled 8/24 Prices	Bundled % Difference	Distribution 8/24 Prices	Distribution 1/25 Prices
MGS-S Customer 11078	\$ 3,387.20	\$ 3,492.03	3.09%	\$ 8,239.06	\$ 8,343.89	1.27%	\$ 1,587.46	\$ 1,615.24
MGS-S Customer 11079	\$ 7,284.21	\$ 7,406.43	1.68%	\$ 15,369.51	\$ 15,491.73	0.80%	\$ 2,844.62	\$ 2,964.51
MGS-S Customer 11080	\$ 20,585.44	\$ 20,793.07	1.01%	\$ 77,821.48	\$ 78,029.11	0.27%	\$ 7,141.75	\$ 7,404.32
MGS-S Customer 11081	\$ 3,866.10	\$ 3,972.63	2.76%	\$ 7,618.52	\$ 7,725.05	1.40%	\$ 1,726.90	\$ 1,798.71
MGS-S Customer 11082	\$ 8,428.98	\$ 8,583.33	1.83%	\$ 16,788.17	\$ 16,942.52	0.92%	\$ 3,364.67	\$ 3,505.74
MGS-S Customer 11083	\$ 5,422.23	\$ 5,536.08	2.10%	\$ 10,227.02	\$ 10,340.87	1.11%	\$ 2,245.88	\$ 2,334.97
MGS-S Customer 11084	\$ 7,563.82	\$ 7,713.36	1.98%	\$ 20,571.60	\$ 20,721.14	0.73%	\$ 3,029.72	\$ 3,173.13
MGS-S Customer 11085	\$ 1,795.82	\$ 1,892.73	5.40%	\$ 4,261.63	\$ 4,358.54	2.27%	\$ 1,041.30	\$ 1,082.90
MGS-S Customer 11086	\$ 14,107.56	\$ 14,288.69	1.28%	\$ 29,505.73	\$ 29,686.86	0.61%	\$ 5,253.76	\$ 5,435.09
MGS-S Customer 11087	\$ 4,319.97	\$ 4,455.28	3.13%	\$ 10,001.16	\$ 10,136.47	1.35%	\$ 2,006.23	\$ 2,085.52
MGS-S Customer 11088	\$ 5,412.84	\$ 5,552.41	2.58%	\$ 18,745.12	\$ 18,884.69	0.74%	\$ 2,313.82	\$ 2,415.40
MGS-S Customer 11089	\$ 6,620.71	\$ 6,766.34	2.20%	\$ 20,122.10	\$ 20,267.73	0.72%	\$ 2,735.12	\$ 2,832.42
MGS-S Customer 11090	\$ 8,893.12	\$ 9,048.27	1.74%	\$ 35,000.08	\$ 35,155.23	0.44%	\$ 3,412.65	\$ 3,537.71
MGS-S Customer 11091	\$ 7,116.73	\$ 7,265.00	2.08%	\$ 19,101.39	\$ 19,249.66	0.78%	\$ 2,919.26	\$ 3,014.92
MGS-S Customer 11092	\$ 1,992.89	\$ 2,090.89	4.92%	\$ 2,732.75	\$ 2,830.75	3.59%	\$ 1,118.92	\$ 1,164.32
MGS-S Customer 11093	\$ 4,786.61	\$ 4,896.94	2.30%	\$ 15,159.58	\$ 15,269.91	0.73%	\$ 1,994.97	\$ 2,072.50
MGS-S Customer 11094	\$ 7,228.81	\$ 7,378.06	2.06%	\$ 15,309.54	\$ 15,458.79	0.97%	\$ 2,986.92	\$ 3,081.13
MGS-S Customer 11095	\$ 7,054.25	\$ 7,202.19	2.10%	\$ 21,594.87	\$ 21,742.81	0.69%	\$ 2,890.31	\$ 2,972.16
MGS-S Customer 11096	\$ 4,660.64	\$ 4,797.14	2.93%	\$ 10,965.71	\$ 11,102.21	1.24%	\$ 2,100.41	\$ 2,204.72
MGS-S Customer 11097	\$ 10,524.67	\$ 10,661.42	1.30%	\$ 29,303.33	\$ 29,440.08	0.47%	\$ 3,871.93	\$ 4,019.17
MGS-S Customer 11098	\$ 8,855.98	\$ 8,986.71	1.48%	\$ 22,540.20	\$ 22,670.93	0.58%	\$ 3,406.76	\$ 3,454.77
MGS-S Customer 11099	\$ 4,597.77	\$ 4,708.04	2.40%	\$ 12,948.16	\$ 13,058.43	0.85%	\$ 1,973.40	\$ 2,013.12
MGS-S Customer 11100	\$ 4,544.17	\$ 4,653.31	2.40%	\$ 15,401.05	\$ 15,510.19	0.71%	\$ 1,910.18	\$ 1,984.18
MGS-S Customer 11101	\$ 7,404.93	\$ 7,529.12	1.68%	\$ 19,708.84	\$ 19,833.03	0.63%	\$ 2,936.47	\$ 2,954.56
MGS-S Customer 11102	\$ 8,977.14	\$ 9,108.66	1.47%	\$ 23,401.79	\$ 23,533.31	0.56%	\$ 3,455.10	\$ 3,488.39
MGS-S Customer 11103	\$ 12,294.62	\$ 12,465.19	1.39%	\$ 48,045.44	\$ 48,216.01	0.36%	\$ 4,502.79	\$ 4,655.81
MGS-S Customer 11104	\$ 6,607.57	\$ 6,727.66	1.82%	\$ 15,698.39	\$ 15,818.48	0.76%	\$ 2,661.99	\$ 2,706.27
MGS-S Customer 11105	\$ 6,616.91	\$ 6,736.95	1.81%	\$ 16,589.84	\$ 16,709.88	0.72%	\$ 2,658.64	\$ 2,703.36
MGS-S Customer 11106	\$ 9,054.43	\$ 9,210.44	1.72%	\$ 31,788.33	\$ 31,944.34	0.49%	\$ 3,480.48	\$ 3,620.87
MGS-S Customer 11107	\$ 2,935.20	\$ 3,037.61	3.49%	\$ 7,195.98	\$ 7,298.39	1.42%	\$ 1,424.75	\$ 1,465.35
MGS-S Customer 11108	\$ 4,352.32	\$ 4,460.26	2.48%	\$ 17,017.65	\$ 17,125.59	0.63%	\$ 1,827.73	\$ 1,905.65
MGS-S Customer 11109	\$ 5,157.53	\$ 5,296.67	2.70%	\$ 15,057.79	\$ 15,196.93	0.92%	\$ 2,271.37	\$ 2,345.09
MGS-S Customer 11110	\$ 4,815.94	\$ 4,953.55	2.86%	\$ 10,230.21	\$ 10,367.82	1.35%	\$ 2,171.79	\$ 2,261.83
MGS-S Customer 11111	\$ 17,991.39	\$ 18,188.17	1.09%	\$ 61,407.70	\$ 61,604.48	0.32%	\$ 6,367.27	\$ 6,594.34
MGS-S Customer 11112	\$ 7,096.66	\$ 7,244.43	2.08%	\$ 19,647.38	\$ 19,795.15	0.75%	\$ 2,893.11	\$ 3,008.12
MGS-S Customer 11113	\$ 8,623.18	\$ 8,777.50	1.79%	\$ 25,954.69	\$ 26,109.01	0.59%	\$ 3,364.57	\$ 3,510.71
MGS-S Customer 11114	\$ 4,967.69	\$ 5,078.88	2.24%	\$ 15,003.24	\$ 15,114.43	0.74%	\$ 2,056.69	\$ 2,138.69
MGS-S Customer 11115	\$ 6,007.25	\$ 6,149.51	2.37%	\$ 21,569.96	\$ 21,712.22	0.66%	\$ 2,502.87	\$ 2,606.27
MGS-S Customer 11116	\$ 5,718.82	\$ 5,860.15	2.47%	\$ 18,142.94	\$ 18,284.27	0.78%	\$ 2,432.95	\$ 2,526.21
MGS-S Customer 11117	\$ 30,301.20	\$ 30,552.00	0.83%	\$ 126,008.45	\$ 126,259.25	0.20%	\$ 10,188.10	\$ 10,517.90

Customer	Delivery 1/24 Prices	Delivery 8/24 Prices	Delivery % Difference	Bundled 1/24 Prices	Bundled 8/24 Prices	Bundled % Difference	Distribution 8/24 Prices	Distribution 1/25 Prices
MGS-S Customer 11118	\$ 5,966.39	\$ 6,107.90	2.37%	\$ 27,036.61	\$ 27,178.12	0.52%	\$ 2,450.04	\$ 2,553.01
MGS-S Customer 11119	\$ 9,190.35	\$ 9,347.21	1.71%	\$ 24,794.20	\$ 24,951.06	0.63%	\$ 3,553.40	\$ 3,725.32
MGS-S Customer 11120	\$ 1,268.29	\$ 1,389.34	9.54%	\$ 3,347.89	\$ 3,468.94	3.62%	\$ 996.72	\$ 1,045.48
MGS-S Customer 11121	\$ 4,152.04	\$ 4,260.39	2.61%	\$ 9,828.66	\$ 9,937.01	1.10%	\$ 1,839.04	\$ 1,877.00
MGS-S Customer 11122	\$ 8,970.28	\$ 9,125.63	1.73%	\$ 33,946.38	\$ 34,101.73	0.46%	\$ 3,434.70	\$ 3,575.99
MGS-S Customer 11123	\$ 3,441.41	\$ 3,545.83	3.03%	\$ 9,613.59	\$ 9,718.01	1.09%	\$ 1,573.13	\$ 1,631.26
MGS-S Customer 11124	\$ 5,667.33	\$ 5,808.47	2.49%	\$ 16,896.36	\$ 17,037.50	0.84%	\$ 2,421.63	\$ 2,517.33
MGS-S Customer 11125	\$ 19,862.38	\$ 20,042.69	0.91%	\$ 32,408.53	\$ 32,588.84	0.56%	\$ 7,003.62	\$ 7,345.55
MGS-S Customer 11126	\$ 3,101.61	\$ 3,204.56	3.32%	\$ 7,937.71	\$ 8,040.66	1.30%	\$ 1,468.20	\$ 1,521.83
MGS-S Customer 11127	\$ 3,799.83	\$ 3,932.71	3.50%	\$ 9,173.19	\$ 9,306.07	1.45%	\$ 1,833.33	\$ 1,905.72
MGS-S Customer 11128	\$ 6,772.07	\$ 6,918.42	2.16%	\$ 21,087.02	\$ 21,233.37	0.69%	\$ 2,784.08	\$ 2,878.57
MGS-S Customer 11129	\$ 5,650.23	\$ 5,765.56	2.04%	\$ 15,046.93	\$ 15,162.26	0.77%	\$ 2,328.23	\$ 2,371.74
MGS-S Customer 11130	\$ 4,245.05	\$ 4,380.03	3.18%	\$ 8,623.63	\$ 8,758.61	1.57%	\$ 1,985.57	\$ 2,069.81
MGS-S Customer 11131	\$ 5,484.47	\$ 5,598.38	2.08%	\$ 14,039.28	\$ 14,153.19	0.81%	\$ 2,246.51	\$ 2,328.49
MGS-S Customer 11132	\$ 2,155.92	\$ 2,254.10	4.55%	\$ 8,501.78	\$ 8,599.96	1.15%	\$ 1,132.96	\$ 1,181.99
MGS-S Customer 11133	\$ 17,606.33	\$ 17,801.26	1.11%	\$ 61,986.34	\$ 62,181.27	0.31%	\$ 6,234.16	\$ 6,451.88
MGS-S Customer 11134	\$ 4,554.73	\$ 4,690.94	2.99%	\$ 12,486.34	\$ 12,622.55	1.09%	\$ 2,070.32	\$ 2,151.45
MGS-S Customer 11135	\$ 3,733.43	\$ 3,838.96	2.83%	\$ 11,814.39	\$ 11,919.92	0.89%	\$ 1,654.17	\$ 1,720.94
MGS-S Customer 11136	\$ 8,988.91	\$ 9,146.37	1.75%	\$ 12,000.90	\$ 12,158.36	1.31%	\$ 3,587.20	\$ 3,740.54
MGS-S Customer 11137	\$ 4,040.25	\$ 4,174.19	3.32%	\$ 9,736.29	\$ 9,870.23	1.38%	\$ 1,910.23	\$ 1,988.03
MGS-S Customer 11138	\$ 4,027.36	\$ 4,161.15	3.32%	\$ 8,648.18	\$ 8,781.97	1.55%	\$ 1,904.71	\$ 1,993.55
MGS-S Customer 11139	\$ 3,274.45	\$ 3,404.38	3.97%	\$ 12,019.05	\$ 12,148.98	1.08%	\$ 1,627.53	\$ 1,699.44
MGS-S Customer 11140	\$ 5,244.01	\$ 5,356.75	2.15%	\$ 15,023.95	\$ 15,136.69	0.75%	\$ 2,161.49	\$ 2,234.42
MGS-S Customer 11141	\$ 8,971.44	\$ 9,100.54	1.44%	\$ 31,760.19	\$ 31,889.29	0.41%	\$ 3,325.79	\$ 3,445.96
MGS-S Customer 11142	\$ 49,474.48	\$ 50,072.00	1.21%	\$ 206,445.33	\$ 207,042.85	0.29%	\$ 18,229.17	\$ 18,426.53
MGS-S Customer 11143	\$ 7,473.90	\$ 7,622.52	1.99%	\$ 28,534.98	\$ 28,683.60	0.52%	\$ 2,956.69	\$ 3,080.73
MGS-S Customer 11144	\$ 24,164.25	\$ 24,390.95	0.94%	\$ 81,259.52	\$ 81,486.22	0.28%	\$ 8,441.17	\$ 8,631.60
MGS-S Customer 11145	\$ 10,431.89	\$ 10,595.73	1.57%	\$ 21,721.14	\$ 21,884.98	0.75%	\$ 4,031.76	\$ 4,182.00
MGS-S Customer 11146	\$ 4,845.66	\$ 4,982.96	2.83%	\$ 12,096.49	\$ 12,233.79	1.14%	\$ 2,157.25	\$ 2,262.41
MGS-S Customer 11147	\$ 5,612.57	\$ 5,726.94	2.04%	\$ 16,604.39	\$ 16,718.76	0.69%	\$ 2,277.16	\$ 2,354.74
MGS-S Customer 11148	\$ 8,154.66	\$ 8,279.57	1.53%	\$ 34,113.31	\$ 34,238.22	0.37%	\$ 3,028.08	\$ 3,137.86
MGS-S Customer 11149	\$ 4,362.49	\$ 4,471.13	2.49%	\$ 10,551.24	\$ 10,659.88	1.03%	\$ 1,877.10	\$ 1,955.03
MGS-S Customer 11150	\$ 38,962.51	\$ 39,253.58	0.75%	\$ 134,418.38	\$ 134,709.45	0.22%	\$ 13,072.42	\$ 13,559.05
MGS-S Customer 11151	\$ 3,728.01	\$ 3,860.28	3.55%	\$ 11,360.25	\$ 11,492.52	1.16%	\$ 1,791.25	\$ 1,865.13
MGS-S Customer 11152	\$ 48,117.45	\$ 48,486.17	0.77%	\$ 215,591.42	\$ 215,960.14	0.17%	\$ 16,040.97	\$ 16,473.42
MGS-S Customer 11153	\$ 42,967.64	\$ 43,285.36	0.74%	\$ 131,398.58	\$ 131,716.30	0.24%	\$ 14,487.11	\$ 15,072.23
MGS-S Customer 11154	\$ 6,996.31	\$ 7,143.30	2.10%	\$ 21,197.57	\$ 21,344.56	0.69%	\$ 2,841.74	\$ 2,962.96
MGS-S Customer 11155	\$ 4,934.12	\$ 5,072.16	2.80%	\$ 11,242.73	\$ 11,380.77	1.23%	\$ 2,203.77	\$ 2,297.26
MGS-S Customer 11156	\$ 53,774.40	\$ 54,127.73	0.66%	\$ 242,937.90	\$ 243,291.23	0.15%	\$ 17,468.41	\$ 18,057.63
MGS-S Customer 11157	\$ 4,421.84	\$ 4,557.07	3.06%	\$ 16,055.02	\$ 16,190.25	0.84%	\$ 2,000.29	\$ 2,078.50

Internal Use

Customer	Delivery 1/24 Prices	Delivery 8/24 Prices	Delivery % Difference	Bundled 1/24 Prices	Bundled 8/24 Prices	Bundled % Difference	Distribution 8/24 Prices	Distribution 1/25 Prices
MGS-S Customer 11158	\$ 3,463.14	\$ 3,594.41	3.79%	\$ 9,551.11	\$ 9,682.38	1.37%	\$ 1,717.57	\$ 1,782.14
MGS-S Customer 11159	\$ 4,117.80	\$ 4,225.46	2.61%	\$ 10,023.97	\$ 10,131.63	1.07%	\$ 1,803.44	\$ 1,869.58
MGS-S Customer 11160	\$ 4,275.89	\$ 4,410.66	3.15%	\$ 13,766.40	\$ 13,901.17	0.98%	\$ 1,967.02	\$ 2,042.42
MGS-S Customer 11161	\$ 2,559.44	\$ 2,660.05	3.93%	\$ 7,512.08	\$ 7,612.69	1.34%	\$ 1,295.72	\$ 1,328.33
MGS-S Customer 11162	\$ 10,459.89	\$ 10,623.36	1.56%	\$ 26,099.50	\$ 26,262.97	0.63%	\$ 4,007.71	\$ 4,161.73
MGS-S Customer 11163	\$ 4,906.79	\$ 5,044.33	2.80%	\$ 15,980.08	\$ 16,117.62	0.86%	\$ 2,165.67	\$ 2,252.63
MGS-S Customer 11164	\$ 4,667.58	\$ 4,804.38	2.93%	\$ 12,302.56	\$ 12,439.36	1.11%	\$ 2,111.42	\$ 2,192.75
MGS-S Customer 11165	\$ 7,434.69	\$ 7,583.84	2.01%	\$ 22,301.42	\$ 22,450.57	0.67%	\$ 2,991.33	\$ 3,109.77
MGS-S Customer 11166	\$ 19,213.55	\$ 19,415.80	1.05%	\$ 51,573.02	\$ 51,775.27	0.39%	\$ 6,793.65	\$ 7,117.62
MGS-S Customer 11167	\$ 703.67	\$ 794.75	12.94%	\$ 8,797.42	\$ 8,888.50	1.04%	\$ 629.64	\$ 662.11
MGS-S Customer 11168	\$ 2,806.63	\$ 2,908.73	3.64%	\$ 5,531.02	\$ 5,633.12	1.85%	\$ 1,398.59	\$ 1,429.52
MGS-S Customer 11169	\$ 3,051.02	\$ 3,154.48	3.39%	\$ 6,270.17	\$ 6,373.63	1.65%	\$ 1,488.39	\$ 1,508.48
MGS-S Customer 11170	\$ 3,930.43	\$ 4,063.81	3.39%	\$ 8,178.87	\$ 8,312.25	1.63%	\$ 1,875.22	\$ 1,962.14
MGS-S Customer 11171	\$ 2,999.39	\$ 3,128.16	4.29%	\$ 10,285.87	\$ 10,414.64	1.25%	\$ 1,545.03	\$ 1,613.59
MGS-S Customer 11172	\$ 27,202.57	\$ 27,440.60	0.88%	\$ 114,463.45	\$ 114,701.48	0.21%	\$ 9,250.50	\$ 9,481.02
MGS-S Customer 11173	\$ 3,820.51	\$ 3,926.87	2.78%	\$ 7,915.72	\$ 8,022.08	1.34%	\$ 1,712.88	\$ 1,779.30
MGS-S Customer 11174	\$ 1,371.95	\$ 1,493.51	8.86%	\$ 2,162.65	\$ 2,284.21	5.62%	\$ 1,035.72	\$ 1,092.25
MGS-S Customer 11175	\$ 16,024.68	\$ 16,213.06	1.18%	\$ 53,484.88	\$ 53,673.26	0.35%	\$ 5,761.09	\$ 5,944.64
MGS-S Customer 11176	\$ 12,158.09	\$ 12,328.42	1.40%	\$ 33,328.86	\$ 33,499.19	0.51%	\$ 4,512.67	\$ 4,724.30
MGS-S Customer 11177	\$ 21,134.98	\$ 21,344.88	0.99%	\$ 86,091.59	\$ 86,301.49	0.24%	\$ 7,292.25	\$ 7,536.37
MGS-S Customer 11178	\$ 5,014.32	\$ 5,152.15	2.75%	\$ 17,046.28	\$ 17,184.11	0.81%	\$ 2,189.55	\$ 2,284.99
MGS-S Customer 11179	\$ 3,784.99	\$ 3,917.59	3.50%	\$ 10,521.86	\$ 10,654.46	1.26%	\$ 1,815.63	\$ 1,891.71
MGS-S Customer 11180	\$ 4,786.95	\$ 4,924.32	2.87%	\$ 12,934.86	\$ 13,072.23	1.06%	\$ 2,150.76	\$ 2,230.11
MGS-S Customer 11181	\$ 2,524.62	\$ 2,624.92	3.97%	\$ 5,239.52	\$ 5,339.82	1.91%	\$ 1,283.28	\$ 1,336.55
MGS-S Customer 11182	\$ 4,751.55	\$ 4,888.69	2.89%	\$ 12,987.68	\$ 13,124.82	1.06%	\$ 2,135.79	\$ 2,217.77
MGS-S Customer 11183	\$ 8,701.62	\$ 8,856.20	1.78%	\$ 31,211.56	\$ 31,366.14	0.50%	\$ 3,372.65	\$ 3,496.45
MGS-S Customer 11184	\$ 6,921.56	\$ 7,041.54	1.73%	\$ 25,096.11	\$ 25,216.09	0.48%	\$ 2,673.45	\$ 2,760.07
MGS-S Customer 11185	\$ 4,537.30	\$ 4,673.51	3.00%	\$ 10,748.90	\$ 10,885.11	1.27%	\$ 2,072.53	\$ 2,158.65
MGS-S Customer 11186	\$ 48,898.15	\$ 49,284.55	0.79%	\$ 226,038.83	\$ 226,425.23	0.17%	\$ 16,261.46	\$ 16,816.32
MGS-S Customer 11187	\$ 5,898.65	\$ 6,040.58	2.41%	\$ 20,712.25	\$ 20,854.18	0.69%	\$ 2,476.58	\$ 2,572.21
MGS-S Customer 11188	\$ 7,042.43	\$ 7,190.47	2.10%	\$ 13,756.56	\$ 13,904.60	1.08%	\$ 2,913.31	\$ 3,031.26
MGS-S Customer 11189	\$ 4,623.35	\$ 4,733.27	2.38%	\$ 12,599.98	\$ 12,709.90	0.87%	\$ 1,962.28	\$ 2,030.88
MGS-S Customer 11190	\$ 6,144.28	\$ 6,287.53	2.33%	\$ 17,776.32	\$ 17,919.57	0.81%	\$ 2,574.19	\$ 2,682.76
MGS-S Customer 11191	\$ 3,564.13	\$ 3,695.49	3.69%	\$ 12,189.89	\$ 12,321.25	1.08%	\$ 1,727.53	\$ 1,801.18
MGS-S Customer 11192	\$ 9,165.04	\$ 9,369.74	2.23%	\$ 26,907.90	\$ 27,112.60	0.76%	\$ 3,942.66	\$ 3,980.76
MGS-S Customer 11193	\$ 14,702.77	\$ 14,883.64	1.23%	\$ 58,415.48	\$ 58,596.35	0.31%	\$ 5,244.72	\$ 5,445.37
MGS-S Customer 11194	\$ 3,775.68	\$ 3,908.01	3.50%	\$ 11,843.04	\$ 11,975.37	1.12%	\$ 1,799.31	\$ 1,880.07
MGS-S Customer 11195	\$ 12,335.26	\$ 12,506.48	1.39%	\$ 46,038.47	\$ 46,209.69	0.37%	\$ 4,542.18	\$ 4,681.43
MGS-S Customer 11196	\$ 51,916.87	\$ 52,262.51	0.67%	\$ 200,688.16	\$ 201,033.80	0.17%	\$ 16,996.79	\$ 17,730.11
MGS-S Customer 11197	\$ 1,461.60	\$ 1,583.60	8.35%	\$ 3,463.50	\$ 3,585.50	3.52%	\$ 1,063.19	\$ 1,113.43

Internal Use

Customer	Delivery 1/24 Prices	Delivery 8/24 Prices	Delivery % Difference	Bundled 1/24 Prices	Bundled 8/24 Prices	Bundled % Difference	Distribution 8/24 Prices	Distribution 1/25 Prices
MGS-S Customer 11198	\$ 15,378.91	\$ 15,562.97	1.20%	\$ 58,337.48	\$ 58,521.54	0.32%	\$ 5,473.46	\$ 5,688.42
MGS-S Customer 11199	\$ 8,040.76	\$ 8,193.28	1.90%	\$ 17,387.53	\$ 17,540.05	0.88%	\$ 3,232.06	\$ 3,361.53
MGS-S Customer 11200	\$ 5,561.32	\$ 5,702.41	2.54%	\$ 11,180.81	\$ 11,321.90	1.26%	\$ 2,419.90	\$ 2,521.53
MGS-S Customer 11201	\$ 3,933.82	\$ 4,067.00	3.39%	\$ 12,600.49	\$ 12,733.67	1.06%	\$ 1,855.33	\$ 1,929.22
MGS-S Customer 11202	\$ 11,858.60	\$ 12,051.19	1.62%	\$ 38,573.45	\$ 38,766.04	0.50%	\$ 4,573.28	\$ 4,724.42
MGS-S Customer 11203	\$ 4,520.49	\$ 4,656.77	3.01%	\$ 9,223.24	\$ 9,359.52	1.48%	\$ 2,077.61	\$ 2,163.44
MGS-S Customer 11204	\$ 3,839.63	\$ 3,946.67	2.79%	\$ 4,072.84	\$ 4,179.88	2.63%	\$ 1,755.22	\$ 1,810.97
MGS-S Customer 11205	\$ 4,547.20	\$ 4,656.00	2.39%	\$ 19,134.56	\$ 19,243.36	0.57%	\$ 1,885.59	\$ 1,958.62
MGS-S Customer 11206	\$ 10,458.48	\$ 10,620.82	1.55%	\$ 38,585.62	\$ 38,747.96	0.42%	\$ 3,924.70	\$ 4,071.23
MGS-S Customer 11207	\$ 4,770.94	\$ 4,881.65	2.32%	\$ 14,419.36	\$ 14,530.07	0.77%	\$ 2,011.35	\$ 2,067.59
MGS-S Customer 11208	\$ 4,334.51	\$ 4,442.75	2.50%	\$ 15,126.03	\$ 15,234.27	0.72%	\$ 1,843.71	\$ 1,910.29
MGS-S Customer 11209	\$ 4,903.83	\$ 5,041.48	2.81%	\$ 14,592.47	\$ 14,730.12	0.94%	\$ 2,174.07	\$ 2,261.51
MGS-S Customer 11210	\$ 4,252.67	\$ 4,387.28	3.17%	\$ 10,020.70	\$ 10,155.31	1.34%	\$ 1,966.95	\$ 2,065.77
MGS-S Customer 11211	\$ 5,576.17	\$ 5,717.19	2.53%	\$ 15,586.70	\$ 15,727.72	0.90%	\$ 2,407.63	\$ 2,491.84
MGS-S Customer 11212	\$ 3,997.03	\$ 4,103.73	2.67%	\$ 13,078.25	\$ 13,184.95	0.82%	\$ 1,736.83	\$ 1,805.81
MGS-S Customer 11213	\$ 18,707.33	\$ 18,907.66	1.07%	\$ 58,768.17	\$ 58,968.50	0.34%	\$ 6,624.45	\$ 6,870.65
MGS-S Customer 11214	\$ 8,441.68	\$ 8,595.23	1.82%	\$ 28,880.25	\$ 29,033.80	0.53%	\$ 3,299.37	\$ 3,420.29
MGS-S Customer 11215	\$ 2,424.45	\$ 2,550.69	5.21%	\$ 7,445.65	\$ 7,571.89	1.70%	\$ 1,366.04	\$ 1,428.89
MGS-S Customer 11216	\$ 3,200.62	\$ 3,304.20	3.24%	\$ 6,925.27	\$ 7,028.85	1.50%	\$ 1,511.51	\$ 1,563.76
MGS-S Customer 11217	\$ 31,585.05	\$ 31,927.47	1.08%	\$ 108,936.98	\$ 109,279.40	0.31%	\$ 11,357.10	\$ 11,637.79
MGS-S Customer 11218	\$ 19,548.21	\$ 19,751.31	1.04%	\$ 67,813.18	\$ 68,016.28	0.30%	\$ 6,832.70	\$ 7,111.38
MGS-S Customer 11219	\$ 9,207.18	\$ 9,364.56	1.71%	\$ 29,555.25	\$ 29,712.63	0.53%	\$ 3,566.26	\$ 3,686.39
MGS-S Customer 11220	\$ 5,686.96	\$ 5,828.25	2.48%	\$ 17,579.52	\$ 17,720.81	0.80%	\$ 2,428.90	\$ 2,518.02
MGS-S Customer 11221	\$ 5,969.93	\$ 6,112.31	2.38%	\$ 19,242.80	\$ 19,385.18	0.74%	\$ 2,509.29	\$ 2,608.66
MGS-S Customer 11222	\$ 20,185.57	\$ 20,393.52	1.03%	\$ 62,033.50	\$ 62,241.45	0.34%	\$ 7,144.79	\$ 7,365.44
MGS-S Customer 11223	\$ 4,806.25	\$ 4,944.07	2.87%	\$ 7,270.69	\$ 7,408.51	1.90%	\$ 2,187.89	\$ 2,279.74
MGS-S Customer 11224	\$ 7,932.90	\$ 8,084.19	1.91%	\$ 22,567.79	\$ 22,719.08	0.67%	\$ 3,149.82	\$ 3,288.71
MGS-S Customer 11225	\$ 4,502.68	\$ 4,638.60	3.02%	\$ 13,610.29	\$ 13,746.21	1.00%	\$ 2,047.96	\$ 2,123.95
MGS-S Customer 11226	\$ 12,235.08	\$ 12,405.84	1.40%	\$ 40,771.17	\$ 40,941.93	0.42%	\$ 4,522.44	\$ 4,689.19
MGS-S Customer 11227	\$ 5,115.46	\$ 5,254.61	2.72%	\$ 12,481.81	\$ 12,620.96	1.11%	\$ 2,273.28	\$ 2,348.82
MGS-S Customer 11228	\$ 47,747.55	\$ 48,220.02	0.99%	\$ 145,648.66	\$ 146,121.13	0.32%	\$ 17,043.33	\$ 17,512.85
MGS-S Customer 11229	\$ 3,836.80	\$ 3,969.75	3.47%	\$ 11,159.27	\$ 11,292.22	1.19%	\$ 1,836.08	\$ 1,903.73
MGS-S Customer 11230	\$ 12,993.50	\$ 13,166.32	1.33%	\$ 54,334.09	\$ 54,506.91	0.32%	\$ 4,674.18	\$ 4,868.05
MGS-S Customer 11231	\$ 6,086.44	\$ 6,229.59	2.35%	\$ 18,006.43	\$ 18,149.58	0.79%	\$ 2,561.88	\$ 2,657.95
MGS-S Customer 11232	\$ 18,433.20	\$ 18,633.49	1.09%	\$ 45,801.63	\$ 46,001.92	0.44%	\$ 6,620.75	\$ 6,864.95
MGS-S Customer 11233	\$ 6,901.68	\$ 7,047.98	2.12%	\$ 25,415.36	\$ 25,561.66	0.58%	\$ 2,788.13	\$ 2,896.91
MGS-S Customer 11234	\$ 25,543.28	\$ 25,773.80	0.90%	\$ 100,573.37	\$ 100,803.89	0.23%	\$ 8,738.78	\$ 8,998.02
MGS-S Customer 11235	\$ 12,179.76	\$ 12,350.37	1.40%	\$ 42,199.11	\$ 42,369.72	0.40%	\$ 4,504.90	\$ 4,656.14
MGS-S Customer 11236	\$ 6,264.49	\$ 6,408.35	2.30%	\$ 19,042.71	\$ 19,186.57	0.76%	\$ 2,613.64	\$ 2,714.74
MGS-S Customer 11237	\$ 7,559.46	\$ 7,761.47	2.67%	\$ 13,766.26	\$ 13,968.27	1.47%	\$ 3,479.42	\$ 3,540.70

Customer	Delivery 1/24 Prices	Delivery 8/24 Prices	Delivery % Difference	Bundled 1/24 Prices	Bundled 8/24 Prices	Bundled % Difference	Distribution 8/24 Prices	Distribution 1/25 Prices
MGS-S Customer 11238	\$ 5,203.26	\$ 5,315.93	2.17%	\$ 12,861.78	\$ 12,974.45	0.88%	\$ 2,158.58	\$ 2,236.34
MGS-S Customer 11239	\$ 4,069.83	\$ 4,177.09	2.64%	\$ 11,426.92	\$ 11,534.18	0.94%	\$ 1,775.73	\$ 1,842.88
MGS-S Customer 11240	\$ 7,745.60	\$ 7,895.34	1.93%	\$ 28,596.43	\$ 28,746.17	0.52%	\$ 3,040.98	\$ 3,179.67
MGS-S Customer 11241	\$ 12,227.40	\$ 12,398.08	1.40%	\$ 43,928.71	\$ 44,099.39	0.39%	\$ 4,510.06	\$ 4,660.62
MGS-S Customer 11242	\$ 16,374.69	\$ 16,564.65	1.16%	\$ 49,337.47	\$ 49,527.43	0.39%	\$ 5,887.20	\$ 6,105.43
MGS-S Customer 11243	\$ 5,640.89	\$ 5,782.34	2.51%	\$ 11,459.20	\$ 11,600.65	1.23%	\$ 2,445.93	\$ 2,547.78
MGS-S Customer 11244	\$ 6,253.17	\$ 6,396.89	2.30%	\$ 19,979.66	\$ 20,123.38	0.72%	\$ 2,603.43	\$ 2,703.99
MGS-S Customer 11245	\$ 10,497.65	\$ 10,634.93	1.31%	\$ 32,664.80	\$ 32,802.08	0.42%	\$ 3,883.24	\$ 3,973.51
MGS-S Customer 11246	\$ 12,390.60	\$ 12,563.08	1.39%	\$ 28,670.89	\$ 28,843.37	0.60%	\$ 4,650.16	\$ 4,833.49
MGS-S Customer 11247	\$ 9,540.29	\$ 9,697.76	1.65%	\$ 41,954.61	\$ 42,112.08	0.38%	\$ 3,581.62	\$ 3,720.64
MGS-S Customer 11248	\$ 1,771.10	\$ 1,894.36	6.96%	\$ 6,213.67	\$ 6,336.93	1.98%	\$ 1,151.94	\$ 1,203.92
MGS-S Customer 11249	\$ 4,545.34	\$ 4,655.82	2.43%	\$ 10,359.08	\$ 10,469.56	1.07%	\$ 1,982.82	\$ 2,010.23
MGS-S Customer 11250	\$ 5,751.29	\$ 5,867.30	2.02%	\$ 13,246.99	\$ 13,363.00	0.88%	\$ 2,376.37	\$ 2,420.38
MGS-S Customer 11251	\$ 4,124.76	\$ 4,231.93	2.60%	\$ 14,596.23	\$ 14,703.40	0.73%	\$ 1,770.33	\$ 1,840.56
MGS-S Customer 11252	\$ 6,976.52	\$ 7,122.98	2.10%	\$ 28,514.54	\$ 28,661.00	0.51%	\$ 2,796.69	\$ 2,900.37
MGS-S Customer 11253	\$ 3,740.31	\$ 3,846.43	2.84%	\$ 10,125.36	\$ 10,231.48	1.05%	\$ 1,685.42	\$ 1,730.69
MGS-S Customer 11254	\$ 13,662.55	\$ 13,839.77	1.30%	\$ 48,947.17	\$ 49,124.39	0.36%	\$ 4,972.24	\$ 5,136.14
MGS-S Customer 11255	\$ 35,399.88	\$ 35,673.55	0.77%	\$ 135,202.34	\$ 135,476.01	0.20%	\$ 11,837.82	\$ 12,283.11
MGS-S Customer 11256	\$ 7,825.18	\$ 7,948.88	1.58%	\$ 31,019.90	\$ 31,143.60	0.40%	\$ 2,939.89	\$ 3,041.28
MGS-S Customer 11257	\$ 3,463.60	\$ 3,568.79	3.04%	\$ 8,971.11	\$ 9,076.30	1.17%	\$ 1,611.91	\$ 1,636.39
MGS-S Customer 11258	\$ 17,146.36	\$ 17,337.73	1.12%	\$ 60,036.37	\$ 60,227.74	0.32%	\$ 6,022.28	\$ 6,320.11
MGS-S Customer 11259	\$ 5,459.96	\$ 5,573.40	2.08%	\$ 15,935.65	\$ 16,049.09	0.71%	\$ 2,217.78	\$ 2,308.21
MGS-S Customer 11260	\$ 7,564.84	\$ 7,714.58	1.98%	\$ 19,880.06	\$ 20,029.80	0.75%	\$ 3,040.53	\$ 3,176.85
MGS-S Customer 11261	\$ 27,137.12	\$ 27,373.74	0.87%	\$ 107,505.61	\$ 107,742.23	0.22%	\$ 9,198.18	\$ 9,528.69
MGS-S Customer 11262	\$ 4,709.49	\$ 4,819.49	2.34%	\$ 13,685.36	\$ 13,795.36	0.80%	\$ 1,974.14	\$ 2,056.72
MGS-S Customer 11263	\$ 4,822.60	\$ 4,932.22	2.27%	\$ 26,821.67	\$ 26,931.29	0.41%	\$ 1,937.68	\$ 1,999.24
MGS-S Customer 11264	\$ 15,583.04	\$ 15,767.97	1.19%	\$ 58,271.95	\$ 58,456.88	0.32%	\$ 5,538.53	\$ 5,763.28
MGS-S Customer 11265	\$ 4,964.32	\$ 5,075.88	2.25%	\$ 12,597.13	\$ 12,708.69	0.89%	\$ 2,079.02	\$ 2,152.74
MGS-S Customer 11266	\$ 5,478.82	\$ 5,619.27	2.56%	\$ 17,016.94	\$ 17,157.39	0.83%	\$ 2,366.30	\$ 2,446.34
MGS-S Customer 11267	\$ 4,705.74	\$ 4,815.83	2.34%	\$ 12,123.17	\$ 12,233.26	0.91%	\$ 1,981.57	\$ 2,067.08
MGS-S Customer 11268	\$ 9,757.31	\$ 9,917.40	1.64%	\$ 28,937.72	\$ 29,097.81	0.55%	\$ 3,759.45	\$ 3,887.20
MGS-S Customer 11269	\$ 10,928.12	\$ 11,092.88	1.51%	\$ 31,852.08	\$ 32,016.84	0.52%	\$ 4,110.28	\$ 4,293.00
MGS-S Customer 11270	\$ 7,703.40	\$ 7,827.60	1.61%	\$ 23,439.22	\$ 23,563.42	0.53%	\$ 2,965.52	\$ 3,047.67
MGS-S Customer 11271	\$ 8,138.86	\$ 8,291.36	1.87%	\$ 26,080.88	\$ 26,233.38	0.58%	\$ 3,220.81	\$ 3,330.45
MGS-S Customer 11272	\$ 6,960.15	\$ 7,080.91	1.74%	\$ 22,262.57	\$ 22,383.33	0.54%	\$ 2,720.01	\$ 2,790.25
MGS-S Customer 11273	\$ 10,868.96	\$ 11,036.42	1.54%	\$ 22,912.35	\$ 23,079.81	0.73%	\$ 4,211.61	\$ 4,326.86
MGS-S Customer 11274	\$ 3,895.38	\$ 4,001.83	2.73%	\$ 8,657.43	\$ 8,763.88	1.23%	\$ 1,724.17	\$ 1,803.30
MGS-S Customer 11275	\$ 24,576.91	\$ 24,811.63	0.96%	\$ 49,504.67	\$ 49,739.39	0.47%	\$ 8,767.82	\$ 9,052.23
MGS-S Customer 11276	\$ 4,295.69	\$ 4,430.80	3.15%	\$ 9,192.69	\$ 9,327.80	1.47%	\$ 1,996.41	\$ 2,084.56
MGS-S Customer 11277	\$ 5,023.84	\$ 5,162.09	2.75%	\$ 18,438.97	\$ 18,577.22	0.75%	\$ 2,205.89	\$ 2,272.22

Internal Use

Customer	Delivery 1/24 Prices	Delivery 8/24 Prices	Delivery % Difference	Bundled 1/24 Prices	Bundled 8/24 Prices	Bundled % Difference	Distribution 8/24 Prices	Distribution 1/25 Prices
MGS-S Customer 11278	\$ 3,049.38	\$ 3,179.09	4.25%	\$ 8,241.52	\$ 8,371.23	1.57%	\$ 1,598.21	\$ 1,639.98
MGS-S Customer 11279	\$ 3,272.94	\$ 3,376.52	3.16%	\$ 8,090.30	\$ 8,193.88	1.28%	\$ 1,518.19	\$ 1,584.06
MGS-S Customer 11280	\$ 9,218.54	\$ 9,375.40	1.70%	\$ 30,910.35	\$ 31,067.21	0.51%	\$ 3,541.45	\$ 3,686.12
MGS-S Customer 11281	\$ 10,081.59	\$ 10,241.74	1.59%	\$ 41,761.99	\$ 41,922.14	0.38%	\$ 3,770.80	\$ 3,914.73
MGS-S Customer 11282	\$ 24,868.23	\$ 25,101.23	0.94%	\$ 69,161.40	\$ 69,394.40	0.34%	\$ 8,697.79	\$ 9,021.20
MGS-S Customer 11283	\$ 3,634.97	\$ 3,766.75	3.63%	\$ 11,382.05	\$ 11,513.83	1.16%	\$ 1,757.59	\$ 1,832.18
MGS-S Customer 11284	\$ 5,140.49	\$ 5,253.58	2.20%	\$ 13,934.91	\$ 14,048.00	0.81%	\$ 2,165.86	\$ 2,196.30
MGS-S Customer 11285	\$ 4,204.54	\$ 4,339.17	3.20%	\$ 12,253.04	\$ 12,387.67	1.10%	\$ 1,955.33	\$ 2,027.08
MGS-S Customer 11286	\$ 7,255.03	\$ 7,375.43	1.66%	\$ 35,118.11	\$ 35,238.51	0.34%	\$ 2,709.06	\$ 2,810.37
MGS-S Customer 11287	\$ 4,500.23	\$ 4,609.89	2.44%	\$ 10,862.43	\$ 10,972.09	1.01%	\$ 1,938.88	\$ 1,997.41
MGS-S Customer 11288	\$ 8,452.71	\$ 8,605.80	1.81%	\$ 32,467.85	\$ 32,620.94	0.47%	\$ 3,271.07	\$ 3,400.67
MGS-S Customer 11289	\$ 6,360.19	\$ 6,504.50	2.27%	\$ 19,694.53	\$ 19,838.84	0.73%	\$ 2,644.37	\$ 2,743.61
MGS-S Customer 11290	\$ 13,396.54	\$ 13,573.90	1.32%	\$ 38,415.71	\$ 38,593.07	0.46%	\$ 4,971.21	\$ 5,111.38
MGS-S Customer 11291	\$ 4,913.23	\$ 5,050.10	2.79%	\$ 21,833.39	\$ 21,970.26	0.63%	\$ 2,121.69	\$ 2,214.81
MGS-S Customer 11292	\$ 8,876.83	\$ 9,031.52	1.74%	\$ 37,911.23	\$ 38,065.92	0.41%	\$ 3,382.94	\$ 3,512.25
MGS-S Customer 11293	\$ 8,412.65	\$ 8,565.31	1.81%	\$ 36,356.97	\$ 36,509.63	0.42%	\$ 3,236.64	\$ 3,356.95
MGS-S Customer 11294	\$ 58,812.61	\$ 59,196.03	0.65%	\$ 278,507.36	\$ 278,890.78	0.14%	\$ 19,046.35	\$ 19,649.22
MGS-S Customer 11295	\$ 10,428.44	\$ 10,591.39	1.56%	\$ 35,273.93	\$ 35,436.88	0.46%	\$ 3,956.45	\$ 4,078.82
MGS-S Customer 11296	\$ 9,178.16	\$ 9,335.38	1.71%	\$ 28,971.94	\$ 29,129.16	0.54%	\$ 3,557.25	\$ 3,681.03
MGS-S Customer 11297	\$ 9,235.08	\$ 9,392.10	1.70%	\$ 35,346.61	\$ 35,503.63	0.44%	\$ 3,538.85	\$ 3,654.25
MGS-S Customer 11298	\$ 3,896.75	\$ 4,029.99	3.42%	\$ 11,991.19	\$ 12,124.43	1.11%	\$ 1,854.72	\$ 1,918.15
MGS-S Customer 11299	\$ 2,525.55	\$ 2,652.41	5.02%	\$ 6,957.72	\$ 7,084.58	1.82%	\$ 1,407.36	\$ 1,467.57
MGS-S Customer 11300	\$ 5,705.73	\$ 5,821.53	2.03%	\$ 13,960.14	\$ 14,075.94	0.83%	\$ 2,359.20	\$ 2,398.09
MGS-S Customer 11301	\$ 5,535.09	\$ 5,648.29	2.05%	\$ 20,201.63	\$ 20,314.83	0.56%	\$ 2,205.83	\$ 2,306.91
MGS-S Customer 11302	\$ 3,804.49	\$ 3,910.51	2.79%	\$ 11,962.12	\$ 12,068.14	0.89%	\$ 1,684.71	\$ 1,743.29
MGS-S Customer 11303	\$ 4,590.96	\$ 4,727.60	2.98%	\$ 10,464.11	\$ 10,600.75	1.31%	\$ 2,099.02	\$ 2,178.17
MGS-S Customer 11304	\$ 4,670.07	\$ 4,779.50	2.34%	\$ 13,436.38	\$ 13,545.81	0.81%	\$ 1,944.51	\$ 2,049.32
MGS-S Customer 11305	\$ 9,556.71	\$ 9,716.16	1.67%	\$ 24,308.61	\$ 24,468.06	0.66%	\$ 3,717.15	\$ 3,850.05
MGS-S Customer 11306	\$ 17,343.85	\$ 17,559.93	1.25%	\$ 41,252.38	\$ 41,468.46	0.52%	\$ 6,419.93	\$ 6,645.45
MGS-S Customer 11307	\$ 3,815.04	\$ 3,947.53	3.47%	\$ 12,844.27	\$ 12,976.76	1.03%	\$ 1,808.49	\$ 1,886.28
MGS-S Customer 11308	\$ 5,581.03	\$ 5,695.07	2.04%	\$ 16,023.02	\$ 16,137.06	0.71%	\$ 2,259.59	\$ 2,350.58
MGS-S Customer 11309	\$ 4,376.68	\$ 4,485.94	2.50%	\$ 12,585.38	\$ 12,694.64	0.87%	\$ 1,900.86	\$ 1,936.53
MGS-S Customer 11310	\$ 16,584.08	\$ 16,773.11	1.14%	\$ 60,315.07	\$ 60,504.10	0.31%	\$ 5,844.67	\$ 6,112.59
MGS-S Customer 11311	\$ 17,934.22	\$ 18,132.65	1.11%	\$ 48,831.12	\$ 49,029.55	0.41%	\$ 6,465.69	\$ 6,654.96
MGS-S Customer 11312	\$ 3,002.22	\$ 3,105.17	3.43%	\$ 6,836.91	\$ 6,939.86	1.51%	\$ 1,458.46	\$ 1,489.57
MGS-S Customer 11313	\$ 2,822.65	\$ 2,924.42	3.61%	\$ 6,859.01	\$ 6,960.78	1.48%	\$ 1,382.67	\$ 1,429.15
MGS-S Customer 11314	\$ 8,441.29	\$ 8,595.35	1.83%	\$ 25,818.51	\$ 25,972.57	0.60%	\$ 3,329.81	\$ 3,439.37
MGS-S Customer 11315	\$ 4,393.29	\$ 4,501.94	2.47%	\$ 13,295.12	\$ 13,403.77	0.82%	\$ 1,874.09	\$ 1,945.00
MGS-S Customer 11316	\$ 12,357.88	\$ 12,502.30	1.17%	\$ 43,500.44	\$ 43,644.86	0.33%	\$ 4,412.26	\$ 4,570.06
MGS-S Customer 11317	\$ 3,497.04	\$ 3,628.28	3.75%	\$ 10,008.01	\$ 10,139.25	1.31%	\$ 1,719.63	\$ 1,792.75

Internal Use

Customer	Delivery 1/24 Prices	Delivery 8/24 Prices	Delivery % Difference	Bundled 1/24 Prices	Bundled 8/24 Prices	Bundled % Difference	Distribution 8/24 Prices	Distribution 1/25 Prices
MGS-S Customer 11318	\$ 4,658.91	\$ 4,768.69	2.36%	\$ 15,373.99	\$ 15,483.77	0.71%	\$ 1,953.37	\$ 2,024.35
MGS-S Customer 11319	\$ 3,077.85	\$ 3,181.15	3.36%	\$ 6,409.78	\$ 6,513.08	1.61%	\$ 1,484.54	\$ 1,520.40
MGS-S Customer 11320	\$ 12,562.13	\$ 12,810.75	1.98%	\$ 33,879.16	\$ 34,127.78	0.73%	\$ 5,256.52	\$ 5,330.64
MGS-S Customer 11321	\$ 18,388.05	\$ 18,584.95	1.07%	\$ 82,448.83	\$ 82,645.73	0.24%	\$ 6,369.99	\$ 6,582.74
MGS-S Customer 11322	\$ 5,053.75	\$ 5,192.19	2.74%	\$ 12,482.26	\$ 12,620.70	1.11%	\$ 2,233.38	\$ 2,331.94
MGS-S Customer 11323	\$ 3,070.37	\$ 3,172.91	3.34%	\$ 9,959.33	\$ 10,061.87	1.03%	\$ 1,441.02	\$ 1,496.95
MGS-S Customer 11324	\$ 6,025.95	\$ 6,168.64	2.37%	\$ 19,740.68	\$ 19,883.37	0.72%	\$ 2,528.89	\$ 2,624.06
MGS-S Customer 11325	\$ 4,687.33	\$ 4,824.41	2.92%	\$ 6,542.97	\$ 6,680.05	2.10%	\$ 2,141.10	\$ 2,245.50
MGS-S Customer 11326	\$ 1,863.68	\$ 1,960.82	5.21%	\$ 2,031.30	\$ 2,128.44	4.78%	\$ 1,065.93	\$ 1,126.89
MGS-S Customer 11327	\$ 5,770.45	\$ 5,912.52	2.46%	\$ 15,827.94	\$ 15,970.01	0.90%	\$ 2,478.50	\$ 2,557.88
MGS-S Customer 11328	\$ 611.40	\$ 702.48	14.90%	\$ 4,181.91	\$ 4,272.99	2.18%	\$ 629.64	\$ 662.11
MGS-S Customer 11329	\$ 4,950.63	\$ 5,088.53	2.79%	\$ 13,273.37	\$ 13,411.27	1.04%	\$ 2,194.39	\$ 2,288.96
MGS-S Customer 11330	\$ 7,851.48	\$ 8,002.72	1.93%	\$ 26,755.26	\$ 26,906.50	0.57%	\$ 3,126.28	\$ 3,220.61
MGS-S Customer 11331	\$ 4,759.67	\$ 4,870.04	2.32%	\$ 10,716.01	\$ 10,826.38	1.03%	\$ 2,004.61	\$ 2,097.79
MGS-S Customer 11332	\$ 6,871.28	\$ 7,018.16	2.14%	\$ 20,564.64	\$ 20,711.52	0.71%	\$ 2,822.34	\$ 2,917.55
MGS-S Customer 11333	\$ 3,943.13	\$ 4,077.00	3.40%	\$ 9,387.22	\$ 9,521.09	1.43%	\$ 1,895.33	\$ 1,951.42
MGS-S Customer 11334	\$ 4,138.85	\$ 4,273.09	3.24%	\$ 11,159.32	\$ 11,293.56	1.20%	\$ 1,932.78	\$ 2,013.49
MGS-S Customer 11335	\$ 8,159.02	\$ 8,311.98	1.87%	\$ 19,635.66	\$ 19,788.62	0.78%	\$ 3,260.33	\$ 3,386.86
MGS-S Customer 11336	\$ 4,145.45	\$ 4,253.52	2.61%	\$ 9,602.68	\$ 9,710.75	1.13%	\$ 1,826.34	\$ 1,879.56
MGS-S Customer 11337	\$ 2,966.30	\$ 3,068.86	3.46%	\$ 5,559.40	\$ 5,661.96	1.84%	\$ 1,439.86	\$ 1,490.00
MGS-S Customer 11338	\$ 3,544.65	\$ 3,649.99	2.97%	\$ 6,661.76	\$ 6,767.10	1.58%	\$ 1,634.76	\$ 1,687.56
MGS-S Customer 11339	\$ 5,790.21	\$ 5,906.10	2.00%	\$ 11,640.51	\$ 11,756.40	1.00%	\$ 2,380.34	\$ 2,451.36
MGS-S Customer 11340	\$ 3,446.09	\$ 3,551.12	3.05%	\$ 6,293.54	\$ 6,398.57	1.67%	\$ 1,609.37	\$ 1,653.36
MGS-S Customer 11341	\$ 5,005.55	\$ 5,117.78	2.24%	\$ 10,133.70	\$ 10,245.93	1.11%	\$ 2,120.10	\$ 2,182.29
MGS-S Customer 11342	\$ 30,919.68	\$ 31,175.74	0.83%	\$ 89,742.62	\$ 89,998.68	0.29%	\$ 10,595.26	\$ 11,012.50
MGS-S Customer 11343	\$ 7,441.59	\$ 7,591.08	2.01%	\$ 21,948.51	\$ 22,098.00	0.68%	\$ 3,007.86	\$ 3,111.52
MGS-S Customer 11344	\$ 36,342.10	\$ 36,622.69	0.77%	\$ 133,292.54	\$ 133,573.13	0.21%	\$ 12,271.64	\$ 12,606.38
MGS-S Customer 11345	\$ 8,432.75	\$ 8,589.29	1.86%	\$ 9,790.77	\$ 9,947.31	1.60%	\$ 3,480.08	\$ 3,538.84
MGS-S Customer 11346	\$ 13,147.34	\$ 13,322.06	1.33%	\$ 44,172.21	\$ 44,346.93	0.40%	\$ 4,807.59	\$ 4,991.92
MGS-S Customer 11347	\$ 4,519.60	\$ 4,655.71	3.01%	\$ 11,689.19	\$ 11,825.30	1.16%	\$ 2,063.40	\$ 2,144.68
MGS-S Customer 11348	\$ 44,965.62	\$ 45,324.56	0.80%	\$ 143,643.72	\$ 144,002.66	0.25%	\$ 15,468.55	\$ 15,838.32
MGS-S Customer 11349	\$ 36,207.79	\$ 36,492.50	0.79%	\$ 139,904.35	\$ 140,189.06	0.20%	\$ 12,216.42	\$ 12,547.62
MGS-S Customer 11350	\$ 37,109.87	\$ 37,393.49	0.76%	\$ 130,294.18	\$ 130,577.80	0.22%	\$ 12,512.80	\$ 12,913.76
MGS-S Customer 11351	\$ 42,650.21	\$ 42,961.52	0.73%	\$ 154,372.65	\$ 154,683.96	0.20%	\$ 14,350.62	\$ 14,702.27
MGS-S Customer 11352	\$ 33,097.45	\$ 33,366.03	0.81%	\$ 123,831.94	\$ 124,100.52	0.22%	\$ 11,210.02	\$ 11,549.37
MGS-S Customer 11353	\$ 45,139.98	\$ 45,491.60	0.78%	\$ 150,742.46	\$ 151,094.08	0.23%	\$ 15,457.25	\$ 15,785.56
MGS-S Customer 11354	\$ 1,358.78	\$ 1,480.25	8.94%	\$ 2,492.28	\$ 2,613.75	4.87%	\$ 1,029.06	\$ 1,085.16
MGS-S Customer 11355	\$ 1,957.43	\$ 2,081.62	6.34%	\$ 5,037.98	\$ 5,162.17	2.47%	\$ 1,220.32	\$ 1,279.85
MGS-S Customer 11356	\$ 3,562.74	\$ 3,668.08	2.96%	\$ 8,035.36	\$ 8,140.70	1.31%	\$ 1,633.64	\$ 1,683.63
MGS-S Customer 11357	\$ 846.07	\$ 965.28	14.09%	\$ 1,198.00	\$ 1,317.21	9.95%	\$ 865.81	\$ 910.27

Customer	Delivery 1/24 Prices	Delivery 8/24 Prices	Delivery % Difference	Bundled 1/24 Prices	Bundled 8/24 Prices	Bundled % Difference	Distribution 8/24 Prices	Distribution 1/25 Prices
MGS-S Customer 11358	\$ 2,532.02	\$ 2,658.82	5.01%	\$ 6,522.11	\$ 6,648.91	1.94%	\$ 1,406.93	\$ 1,474.54
MGS-S Customer 11359	\$ 5,973.30	\$ 6,088.87	1.93%	\$ 21,270.69	\$ 21,386.26	0.54%	\$ 2,364.72	\$ 2,451.40
MGS-S Customer 11360	\$ 1,296.70	\$ 1,417.90	9.35%	\$ 3,008.83	\$ 3,130.03	4.03%	\$ 1,007.64	\$ 1,058.36
MGS-S Customer 11361	\$ 1,257.02	\$ 1,351.26	7.50%	\$ 2,687.03	\$ 2,781.27	3.51%	\$ 857.15	\$ 904.51
MGS-S Customer 11362	\$ 1,798.07	\$ 1,921.75	6.88%	\$ 2,822.10	\$ 2,945.78	4.38%	\$ 1,183.26	\$ 1,238.10
MGS-S Customer 11363	\$ 2,296.24	\$ 2,421.21	5.44%	\$ 11,904.44	\$ 12,029.41	1.05%	\$ 1,281.42	\$ 1,354.04
MGS-S Customer 11364	\$ 14,108.88	\$ 14,288.15	1.27%	\$ 44,457.65	\$ 44,636.92	0.40%	\$ 5,132.70	\$ 5,334.04
MGS-S Customer 11365	\$ 4,314.08	\$ 4,449.29	3.13%	\$ 11,202.81	\$ 11,338.02	1.21%	\$ 1,997.74	\$ 2,074.35
MGS-S Customer 11366	\$ 538.56	\$ 629.64	16.91%	\$ 538.56	\$ 629.64	16.91%	\$ 629.64	\$ 662.11
MGS-S Customer 11367	\$ 3,671.13	\$ 3,803.11	3.60%	\$ 12,010.09	\$ 12,142.07	1.10%	\$ 1,762.92	\$ 1,842.87
MGS-S Customer 11368	\$ 575.76	\$ 667.01	15.85%	\$ 587.99	\$ 679.24	15.52%	\$ 641.84	\$ 675.10
MGS-S Customer 11369	\$ 1,254.96	\$ 1,375.94	9.64%	\$ 2,538.94	\$ 2,659.92	4.76%	\$ 993.78	\$ 1,047.57
MGS-S Customer 11370	\$ 3,267.08	\$ 3,397.40	3.99%	\$ 6,009.41	\$ 6,139.73	2.17%	\$ 1,659.26	\$ 1,741.63
MGS-S Customer 11371	\$ 9,604.93	\$ 9,765.13	1.67%	\$ 18,453.51	\$ 18,613.71	0.87%	\$ 3,772.13	\$ 3,909.55
MGS-S Customer 11372	\$ 2,027.47	\$ 2,152.26	6.15%	\$ 3,656.87	\$ 3,781.66	3.41%	\$ 1,259.79	\$ 1,313.08
MGS-S Customer 11373	\$ 706.54	\$ 825.12	16.78%	\$ 706.54	\$ 825.12	16.78%	\$ 821.41	\$ 863.92
MGS-S Customer 11374	\$ 5,209.73	\$ 5,321.67	2.15%	\$ 19,563.53	\$ 19,675.47	0.57%	\$ 2,109.73	\$ 2,192.21
MGS-S Customer 11375	\$ 31,975.97	\$ 32,233.43	0.81%	\$ 137,519.03	\$ 137,776.49	0.19%	\$ 10,670.19	\$ 11,037.53
MGS-S Customer 11376	\$ 24,761.08	\$ 24,988.09	0.92%	\$ 106,244.79	\$ 106,471.80	0.21%	\$ 8,467.44	\$ 8,668.31
MGS-S Customer 11377	\$ 24,696.50	\$ 24,922.24	0.91%	\$ 100,823.53	\$ 101,049.27	0.22%	\$ 8,416.93	\$ 8,702.00
MGS-S Customer 11378	\$ 21,590.85	\$ 21,802.01	0.98%	\$ 89,079.54	\$ 89,290.70	0.24%	\$ 7,399.02	\$ 7,685.86
MGS-S Customer 11379	\$ 1,589.80	\$ 1,712.61	7.72%	\$ 3,245.37	\$ 3,368.18	3.78%	\$ 1,116.46	\$ 1,158.62
MGS-S Customer 11380	\$ 857.06	\$ 976.39	13.92%	\$ 897.17	\$ 1,016.50	13.30%	\$ 873.71	\$ 915.77
MGS-S Customer 11381	\$ 3,069.98	\$ 3,199.66	4.22%	\$ 5,548.13	\$ 5,677.81	2.34%	\$ 1,606.27	\$ 1,671.38
MGS-S Customer 11382	\$ 11,214.46	\$ 11,381.42	1.49%	\$ 34,798.48	\$ 34,965.44	0.48%	\$ 4,237.44	\$ 4,360.69
MGS-S Customer 11383	\$ 3,058.03	\$ 3,160.96	3.37%	\$ 7,936.86	\$ 8,039.79	1.30%	\$ 1,461.94	\$ 1,503.88
MGS-S Customer 11384	\$ 9,149.03	\$ 9,305.79	1.71%	\$ 31,410.56	\$ 31,567.32	0.50%	\$ 3,526.75	\$ 3,654.26
MGS-S Customer 11385	\$ 13,178.05	\$ 13,351.77	1.32%	\$ 56,635.04	\$ 56,808.76	0.31%	\$ 4,734.57	\$ 4,913.38
MGS-S Customer 11386	\$ 26,184.77	\$ 26,417.06	0.89%	\$ 103,685.36	\$ 103,917.65	0.22%	\$ 8,892.56	\$ 9,217.27
MGS-S Customer 11387	\$ 1,022.93	\$ 1,142.92	11.73%	\$ 1,584.42	\$ 1,704.41	7.57%	\$ 922.06	\$ 971.16
MGS-S Customer 11388	\$ 1,293.89	\$ 1,415.05	9.36%	\$ 2,517.20	\$ 2,638.36	4.81%	\$ 1,007.04	\$ 1,061.70
MGS-S Customer 11389	\$ 1,220.38	\$ 1,341.20	9.90%	\$ 2,545.84	\$ 2,666.66	4.75%	\$ 982.09	\$ 1,035.11
MGS-S Customer 11390	\$ 1,407.34	\$ 1,535.13	9.08%	\$ 2,956.76	\$ 3,084.55	4.32%	\$ 1,088.23	\$ 1,138.19
MGS-S Customer 11391	\$ 1,250.07	\$ 1,371.05	9.68%	\$ 3,078.52	\$ 3,199.50	3.93%	\$ 991.69	\$ 1,041.07
MGS-S Customer 11392	\$ 2,135.46	\$ 2,260.45	5.85%	\$ 5,645.64	\$ 5,770.63	2.21%	\$ 1,277.50	\$ 1,339.02
MGS-S Customer 11393	\$ 1,760.45	\$ 1,883.75	7.00%	\$ 3,099.39	\$ 3,222.69	3.98%	\$ 1,160.25	\$ 1,224.94
MGS-S Customer 11394	\$ 1,055.27	\$ 1,175.35	11.38%	\$ 2,161.34	\$ 2,281.42	5.56%	\$ 929.07	\$ 978.62
MGS-S Customer 11395	\$ 1,035.34	\$ 1,155.60	11.62%	\$ 1,308.89	\$ 1,429.15	9.19%	\$ 936.50	\$ 975.27
MGS-S Customer 11396	\$ 20,771.33	\$ 21,014.72	1.17%	\$ 73,414.89	\$ 73,658.28	0.33%	\$ 7,430.82	\$ 7,752.37
MGS-S Customer 11397	\$ 1,380.43	\$ 1,502.04	8.81%	\$ 2,137.88	\$ 2,259.49	5.69%	\$ 1,038.74	\$ 1,095.47

Internal Use

Customer	Delivery 1/24 Prices	Delivery 8/24 Prices	Delivery % Difference	Bundled 1/24 Prices	Bundled 8/24 Prices	Bundled % Difference	Distribution 8/24 Prices	Distribution 1/25 Prices
MGS-S Customer 11398	\$ 2,964.81	\$ 3,093.50	4.34%	\$ 8,987.65	\$ 9,116.34	1.43%	\$ 1,540.17	\$ 1,611.04
MGS-S Customer 11399	\$ 3,012.31	\$ 3,140.92	4.27%	\$ 8,880.89	\$ 9,009.50	1.45%	\$ 1,542.94	\$ 1,632.69
MGS-S Customer 11400	\$ 719.87	\$ 838.52	16.48%	\$ 729.01	\$ 847.66	16.28%	\$ 825.97	\$ 868.48
MGS-S Customer 11401	\$ 1,771.16	\$ 1,894.85	6.98%	\$ 3,714.78	\$ 3,838.47	3.33%	\$ 1,177.98	\$ 1,219.34
MGS-S Customer 11402	\$ 2,030.75	\$ 2,155.10	6.12%	\$ 5,294.12	\$ 5,418.47	2.35%	\$ 1,236.51	\$ 1,306.19
MGS-S Customer 11403	\$ 1,090.67	\$ 1,210.99	11.03%	\$ 1,432.09	\$ 1,552.41	8.40%	\$ 945.90	\$ 996.56
MGS-S Customer 11404	\$ 806.06	\$ 925.08	14.77%	\$ 1,043.73	\$ 1,162.75	11.40%	\$ 852.66	\$ 897.21
MGS-S Customer 11405	\$ 1,079.68	\$ 1,199.90	11.13%	\$ 1,847.76	\$ 1,967.98	6.51%	\$ 939.40	\$ 989.63
MGS-S Customer 11406	\$ 1,417.64	\$ 1,539.56	8.60%	\$ 2,588.96	\$ 2,710.88	4.71%	\$ 1,056.60	\$ 1,103.28
MGS-S Customer 11407	\$ 2,522.84	\$ 2,649.76	5.03%	\$ 6,133.57	\$ 6,260.49	2.07%	\$ 1,411.78	\$ 1,472.57
MGS-S Customer 11408	\$ 616.79	\$ 708.22	14.82%	\$ 701.46	\$ 792.89	13.03%	\$ 654.89	\$ 689.01
MGS-S Customer 11409	\$ 1,672.17	\$ 1,795.02	7.35%	\$ 3,898.03	\$ 4,020.88	3.15%	\$ 1,127.29	\$ 1,186.94
MGS-S Customer 11410	\$ 1,977.26	\$ 2,101.93	6.31%	\$ 3,047.22	\$ 3,171.89	4.09%	\$ 1,249.09	\$ 1,298.86
MGS-S Customer 11411	\$ 2,492.59	\$ 2,619.45	5.09%	\$ 2,606.85	\$ 2,733.71	4.87%	\$ 1,414.49	\$ 1,490.00
MGS-S Customer 11412	\$ 821.51	\$ 940.62	14.50%	\$ 1,114.25	\$ 1,233.36	10.69%	\$ 858.43	\$ 901.97
MGS-S Customer 11413	\$ 2,416.98	\$ 2,543.33	5.23%	\$ 5,424.86	\$ 5,551.21	2.33%	\$ 1,374.72	\$ 1,441.37
MGS-S Customer 11414	\$ 1,207.30	\$ 1,328.17	10.01%	\$ 1,322.59	\$ 1,443.46	9.14%	\$ 985.92	\$ 1,039.19
MGS-S Customer 11415	\$ 1,315.00	\$ 1,436.35	9.23%	\$ 2,032.58	\$ 2,153.93	5.97%	\$ 1,019.19	\$ 1,072.26
MGS-S Customer 11416	\$ 882.55	\$ 1,001.96	13.53%	\$ 1,127.42	\$ 1,246.83	10.59%	\$ 879.54	\$ 923.60
MGS-S Customer 11417	\$ 1,588.23	\$ 1,710.98	7.73%	\$ 2,779.54	\$ 2,902.29	4.42%	\$ 1,114.51	\$ 1,162.65
MGS-S Customer 11418	\$ 3,239.24	\$ 3,342.59	3.19%	\$ 9,664.51	\$ 9,767.86	1.07%	\$ 1,499.35	\$ 1,559.82
MGS-S Customer 11419	\$ 800.73	\$ 919.73	14.86%	\$ 896.71	\$ 1,015.71	13.27%	\$ 851.86	\$ 896.35
MGS-S Customer 11420	\$ 10,050.36	\$ 10,211.92	1.61%	\$ 31,170.86	\$ 31,332.42	0.52%	\$ 3,857.12	\$ 3,972.48
MGS-S Customer 11421	\$ 585.19	\$ 676.48	15.60%	\$ 610.21	\$ 701.50	14.96%	\$ 644.86	\$ 678.33
MGS-S Customer 11422	\$ 4,019.75	\$ 4,126.89	2.67%	\$ 10,546.49	\$ 10,653.63	1.02%	\$ 1,766.47	\$ 1,830.76
MGS-S Customer 11423	\$ 1,016.39	\$ 1,137.02	11.87%	\$ 1,057.52	\$ 1,178.15	11.41%	\$ 928.12	\$ 976.58
MGS-S Customer 11424	\$ 1,633.17	\$ 1,756.20	7.53%	\$ 2,771.35	\$ 2,894.38	4.44%	\$ 1,133.01	\$ 1,177.93
MGS-S Customer 11425	\$ 659.09	\$ 750.74	13.91%	\$ 779.41	\$ 871.06	11.76%	\$ 670.00	\$ 703.25
MGS-S Customer 11426	\$ 1,376.51	\$ 1,498.38	8.85%	\$ 2,288.11	\$ 2,409.98	5.33%	\$ 1,049.65	\$ 1,089.34
MGS-S Customer 11427	\$ 3,887.34	\$ 4,023.18	3.49%	\$ 8,000.83	\$ 8,136.67	1.70%	\$ 1,914.70	\$ 1,948.10
MGS-S Customer 11428	\$ 3,001.39	\$ 3,130.02	4.29%	\$ 8,087.61	\$ 8,216.24	1.59%	\$ 1,544.60	\$ 1,634.46
MGS-S Customer 11429	\$ 2,688.75	\$ 2,816.35	4.75%	\$ 7,533.53	\$ 7,661.13	1.69%	\$ 1,460.09	\$ 1,521.55
MGS-S Customer 11430	\$ 1,777.73	\$ 1,875.52	5.50%	\$ 3,076.68	\$ 3,174.47	3.18%	\$ 1,080.85	\$ 1,074.54
MGS-S Customer 11431	\$ 1,444.75	\$ 1,540.11	6.60%	\$ 2,249.17	\$ 2,344.53	4.24%	\$ 932.07	\$ 972.61
MGS-S Customer 11432	\$ 968.52	\$ 1,088.56	12.39%	\$ 968.52	\$ 1,088.56	12.39%	\$ 919.12	\$ 952.95
MGS-S Customer 11433	\$ 903.61	\$ 1,023.09	13.22%	\$ 1,042.90	\$ 1,162.38	11.46%	\$ 885.52	\$ 932.22
MGS-S Customer 11434	\$ 1,148.62	\$ 1,269.18	10.50%	\$ 1,643.27	\$ 1,763.83	7.34%	\$ 964.00	\$ 1,015.84
MGS-S Customer 11435	\$ 848.20	\$ 967.43	14.06%	\$ 875.97	\$ 995.20	13.61%	\$ 867.98	\$ 913.54
MGS-S Customer 11436	\$ 772.71	\$ 891.59	15.38%	\$ 827.67	\$ 946.55	14.36%	\$ 842.88	\$ 886.79
MGS-S Customer 11437	\$ 744.77	\$ 863.53	15.95%	\$ 747.51	\$ 866.27	15.89%	\$ 834.01	\$ 877.34

Internal Use

Customer	Delivery 1/24 Prices	Delivery 8/24 Prices	Delivery % Difference	Bundled 1/24 Prices	Bundled 8/24 Prices	Bundled % Difference	Distribution 8/24 Prices	Distribution 1/25 Prices
MGS-S Customer 11438	\$ 1,218.09	\$ 1,339.01	9.93%	\$ 1,323.21	\$ 1,444.13	9.14%	\$ 989.55	\$ 1,043.06
MGS-S Customer 11439	\$ 2,867.36	\$ 2,995.39	4.47%	\$ 7,858.40	\$ 7,986.43	1.63%	\$ 1,501.01	\$ 1,588.01
MGS-S Customer 11440	\$ 674.33	\$ 766.00	13.59%	\$ 997.01	\$ 1,088.68	9.19%	\$ 672.28	\$ 707.54
MGS-S Customer 11441	\$ 725.13	\$ 843.80	16.37%	\$ 730.84	\$ 849.51	16.24%	\$ 827.51	\$ 870.42
MGS-S Customer 11442	\$ 539.63	\$ 630.71	16.88%	\$ 539.63	\$ 630.71	16.88%	\$ 629.99	\$ 662.48
MGS-S Customer 11443	\$ 759.96	\$ 878.79	15.64%	\$ 773.67	\$ 892.50	15.36%	\$ 838.95	\$ 882.61
MGS-S Customer 11444	\$ 702.63	\$ 821.19	16.87%	\$ 780.33	\$ 898.89	15.19%	\$ 819.60	\$ 861.98
MGS-S Customer 11445	\$ 14,689.14	\$ 14,872.68	1.25%	\$ 30,238.14	\$ 30,421.68	0.61%	\$ 5,433.80	\$ 5,641.54

Total			11,445
Number of customers with			9,629
% of customers with impac			84%
(16.88% RY1, 8.91% RY2,			

MGS-S Customer 1

**Stipulation
Attachment 18
Docket No. 2022-00152**

Customer	Distribution % Difference	Delivery 8/24 Prices	Delivery 1/25 Prices	Delivery % Difference	Bundled 8/24 Prices	Bundled 1/25 Prices	Bundled % Difference	Distribution 1/25 Prices
MGS-S Customer 1	2.68%	\$ 27,767.68	\$ 28,025.51	0.93%	\$ 100,128.57	\$ 100,386.40	0.26%	\$ 9,869.93
MGS-S Customer 2	3.39%	\$ 10,459.97	\$ 10,591.27	1.26%	\$ 39,748.03	\$ 39,879.33	0.33%	\$ 4,004.13
MGS-S Customer 3	3.84%	\$ 4,534.65	\$ 4,611.79	1.70%	\$ 13,703.17	\$ 13,780.31	0.56%	\$ 2,087.88
MGS-S Customer 4	3.35%	\$ 8,165.60	\$ 8,271.07	1.29%	\$ 30,643.55	\$ 30,749.02	0.34%	\$ 3,254.15
MGS-S Customer 5	3.44%	\$ 9,030.49	\$ 9,148.29	1.30%	\$ 33,194.97	\$ 33,312.77	0.35%	\$ 3,543.64
MGS-S Customer 6	3.27%	\$ 11,351.55	\$ 11,488.07	1.20%	\$ 41,709.12	\$ 41,845.64	0.33%	\$ 4,305.61
MGS-S Customer 7	3.79%	\$ 17,375.63	\$ 17,599.82	1.29%	\$ 65,594.90	\$ 65,819.09	0.34%	\$ 6,147.22
MGS-S Customer 8	4.23%	\$ 9,793.04	\$ 9,951.39	1.62%	\$ 22,215.79	\$ 22,374.14	0.71%	\$ 3,898.66
MGS-S Customer 9	3.45%	\$ 20,863.61	\$ 21,110.53	1.18%	\$ 81,578.75	\$ 81,825.67	0.30%	\$ 7,400.69
MGS-S Customer 10	3.86%	\$ 5,788.82	\$ 5,876.65	1.52%	\$ 19,068.77	\$ 19,156.60	0.46%	\$ 2,362.26
MGS-S Customer 11	3.42%	\$ 10,530.61	\$ 10,665.85	1.28%	\$ 30,956.38	\$ 31,091.62	0.44%	\$ 4,091.83
MGS-S Customer 12	3.61%	\$ 26,692.40	\$ 27,010.13	1.19%	\$ 130,663.20	\$ 130,980.93	0.24%	\$ 9,124.34
MGS-S Customer 13	3.96%	\$ 3,765.58	\$ 3,830.64	1.73%	\$ 9,799.96	\$ 9,865.02	0.66%	\$ 1,709.64
MGS-S Customer 14	4.46%	\$ 4,550.09	\$ 4,640.10	1.98%	\$ 11,986.37	\$ 12,076.38	0.75%	\$ 2,108.27
MGS-S Customer 15	3.21%	\$ 12,155.76	\$ 12,302.01	1.20%	\$ 37,942.78	\$ 38,089.03	0.39%	\$ 4,707.68
MGS-S Customer 16	4.10%	\$ 5,165.78	\$ 5,252.83	1.69%	\$ 9,545.39	\$ 9,632.44	0.91%	\$ 2,209.66
MGS-S Customer 17	3.33%	\$ 14,081.12	\$ 14,250.64	1.20%	\$ 43,849.09	\$ 44,018.61	0.39%	\$ 5,259.58
MGS-S Customer 18	3.51%	\$ 12,313.00	\$ 12,468.96	1.27%	\$ 48,054.67	\$ 48,210.63	0.32%	\$ 4,603.98
MGS-S Customer 19	3.32%	\$ 3,791.63	\$ 3,850.73	1.56%	\$ 10,938.14	\$ 10,997.24	0.54%	\$ 1,841.56
MGS-S Customer 20	3.66%	\$ 5,403.52	\$ 5,488.68	1.58%	\$ 11,746.07	\$ 11,831.23	0.73%	\$ 2,409.58
MGS-S Customer 21	3.68%	\$ 4,787.10	\$ 4,864.24	1.61%	\$ 14,038.23	\$ 14,115.37	0.55%	\$ 2,174.47
MGS-S Customer 22	3.79%	\$ 8,354.89	\$ 8,472.12	1.40%	\$ 27,589.01	\$ 27,706.24	0.42%	\$ 3,212.88
MGS-S Customer 23	4.24%	\$ 7,839.94	\$ 7,962.68	1.57%	\$ 29,406.29	\$ 29,529.03	0.42%	\$ 3,019.87
MGS-S Customer 24	3.85%	\$ 9,165.97	\$ 9,298.42	1.45%	\$ 36,807.15	\$ 36,939.60	0.36%	\$ 3,569.18
MGS-S Customer 25	5.28%	\$ 1,034.56	\$ 1,081.44	4.53%	\$ 1,345.36	\$ 1,392.24	3.48%	\$ 935.02
MGS-S Customer 26	4.07%	\$ 3,272.11	\$ 3,337.41	2.00%	\$ 9,505.54	\$ 9,570.84	0.69%	\$ 1,669.99
MGS-S Customer 27	3.69%	\$ 7,384.27	\$ 7,493.01	1.47%	\$ 19,623.05	\$ 19,731.79	0.55%	\$ 3,057.22
MGS-S Customer 28	3.96%	\$ 6,972.36	\$ 7,083.49	1.59%	\$ 19,255.48	\$ 19,366.61	0.58%	\$ 2,915.20
MGS-S Customer 29	5.17%	\$ 845.71	\$ 888.09	5.01%	\$ 2,125.46	\$ 2,167.84	1.99%	\$ 861.98
MGS-S Customer 30	3.61%	\$ 5,376.18	\$ 5,458.72	1.54%	\$ 15,824.45	\$ 15,906.99	0.52%	\$ 2,370.64
MGS-S Customer 31	3.54%	\$ 45,580.29	\$ 46,112.07	1.17%	\$ 167,906.40	\$ 168,438.18	0.32%	\$ 15,564.34
MGS-S Customer 32	3.40%	\$ 11,127.33	\$ 11,264.89	1.24%	\$ 47,582.01	\$ 47,719.57	0.29%	\$ 4,185.47
MGS-S Customer 33	4.28%	\$ 3,253.03	\$ 3,314.07	1.88%	\$ 15,523.58	\$ 15,584.62	0.39%	\$ 1,487.84
MGS-S Customer 34	3.16%	\$ 11,401.03	\$ 11,532.73	1.16%	\$ 44,944.27	\$ 45,075.97	0.29%	\$ 4,299.18
MGS-S Customer 35	3.78%	\$ 18,833.27	\$ 19,075.53	1.29%	\$ 68,423.70	\$ 68,665.96	0.35%	\$ 6,644.88
MGS-S Customer 36	2.83%	\$ 9,681.18	\$ 9,781.41	1.04%	\$ 31,992.87	\$ 32,093.10	0.31%	\$ 3,645.38
MGS-S Customer 37	4.19%	\$ 5,500.82	\$ 5,598.06	1.77%	\$ 15,797.12	\$ 15,894.36	0.62%	\$ 2,418.01

Customer	Distribution % Difference	Delivery 8/24 Prices	Delivery 1/25 Prices	Delivery % Difference	Bundled 8/24 Prices	Bundled 1/25 Prices	Bundled % Difference	Distribution 1/25 Prices
MGS-S Customer 38	3.53%	\$ 2,554.43	\$ 2,603.95	1.94%	\$ 3,797.62	\$ 3,847.14	1.30%	\$ 1,453.83
MGS-S Customer 39	3.25%	\$ 3,176.04	\$ 3,228.41	1.65%	\$ 5,196.22	\$ 5,248.59	1.01%	\$ 1,663.62
MGS-S Customer 40	3.47%	\$ 7,002.66	\$ 7,097.68	1.36%	\$ 13,380.74	\$ 13,475.76	0.71%	\$ 2,831.60
MGS-S Customer 41	4.78%	\$ 3,980.05	\$ 4,068.50	2.22%	\$ 7,690.19	\$ 7,778.64	1.15%	\$ 1,937.35
MGS-S Customer 42	3.91%	\$ 4,579.59	\$ 4,654.18	1.63%	\$ 12,042.04	\$ 12,116.63	0.62%	\$ 1,982.77
MGS-S Customer 43	5.59%	\$ 1,499.77	\$ 1,550.95	3.41%	\$ 1,501.83	\$ 1,553.01	3.41%	\$ 966.69
MGS-S Customer 44	4.62%	\$ 4,067.07	\$ 4,146.38	1.95%	\$ 12,824.24	\$ 12,903.55	0.62%	\$ 1,797.73
MGS-S Customer 45	3.54%	\$ 3,000.44	\$ 3,050.35	1.66%	\$ 6,528.90	\$ 6,578.81	0.76%	\$ 1,459.74
MGS-S Customer 46	2.95%	\$ 3,236.87	\$ 3,281.29	1.37%	\$ 5,156.50	\$ 5,200.92	0.86%	\$ 1,551.49
MGS-S Customer 47	3.24%	\$ 2,588.02	\$ 2,629.52	1.60%	\$ 5,283.27	\$ 5,324.77	0.79%	\$ 1,321.33
MGS-S Customer 48	3.86%	\$ 6,173.95	\$ 6,265.78	1.49%	\$ 22,864.79	\$ 22,956.62	0.40%	\$ 2,472.11
MGS-S Customer 49	4.01%	\$ 11,832.46	\$ 12,002.24	1.43%	\$ 52,755.42	\$ 52,925.20	0.32%	\$ 4,404.63
MGS-S Customer 50	2.35%	\$ 5,930.24	\$ 5,988.16	0.98%	\$ 21,112.57	\$ 21,170.49	0.27%	\$ 2,523.14
MGS-S Customer 51	3.23%	\$ 10,686.82	\$ 10,810.97	1.16%	\$ 37,193.13	\$ 37,317.28	0.33%	\$ 3,968.38
MGS-S Customer 52	3.18%	\$ 11,736.03	\$ 11,875.77	1.19%	\$ 28,738.46	\$ 28,878.20	0.49%	\$ 4,533.15
MGS-S Customer 53	3.61%	\$ 13,146.68	\$ 13,312.45	1.26%	\$ 49,811.61	\$ 49,977.38	0.33%	\$ 4,755.43
MGS-S Customer 54	2.73%	\$ 2,199.22	\$ 2,230.87	1.44%	\$ 4,255.97	\$ 4,287.62	0.74%	\$ 1,189.40
MGS-S Customer 55	2.62%	\$ 1,813.00	\$ 1,840.08	1.49%	\$ 3,303.00	\$ 3,330.08	0.82%	\$ 1,059.02
MGS-S Customer 56	2.57%	\$ 2,435.80	\$ 2,467.71	1.31%	\$ 4,382.85	\$ 4,414.76	0.73%	\$ 1,271.92
MGS-S Customer 57	1.97%	\$ 2,648.64	\$ 2,674.39	0.97%	\$ 5,848.02	\$ 5,873.77	0.44%	\$ 1,335.22
MGS-S Customer 58	3.70%	\$ 7,794.58	\$ 7,907.16	1.44%	\$ 25,894.86	\$ 26,007.44	0.43%	\$ 3,158.45
MGS-S Customer 59	3.79%	\$ 6,847.46	\$ 6,951.39	1.52%	\$ 22,189.87	\$ 22,293.80	0.47%	\$ 2,848.93
MGS-S Customer 60	3.40%	\$ 12,061.02	\$ 12,210.91	1.24%	\$ 41,020.00	\$ 41,169.89	0.37%	\$ 4,563.40
MGS-S Customer 61	4.51%	\$ 4,525.88	\$ 4,616.01	1.99%	\$ 13,458.33	\$ 13,548.46	0.67%	\$ 2,089.40
MGS-S Customer 62	4.51%	\$ 6,653.57	\$ 6,773.79	1.81%	\$ 22,247.25	\$ 22,367.47	0.54%	\$ 2,783.83
MGS-S Customer 63	4.11%	\$ 9,067.13	\$ 9,207.51	1.55%	\$ 33,613.02	\$ 33,753.40	0.42%	\$ 3,558.62
MGS-S Customer 64	4.11%	\$ 6,510.05	\$ 6,618.40	1.66%	\$ 20,662.29	\$ 20,770.64	0.52%	\$ 2,741.79
MGS-S Customer 65	4.08%	\$ 8,242.02	\$ 8,366.03	1.50%	\$ 29,055.26	\$ 29,179.27	0.43%	\$ 3,164.29
MGS-S Customer 66	2.76%	\$ 17,921.79	\$ 18,093.31	0.96%	\$ 75,976.87	\$ 76,148.39	0.23%	\$ 6,386.91
MGS-S Customer 67	3.34%	\$ 3,412.76	\$ 3,463.93	1.50%	\$ 9,897.68	\$ 9,948.85	0.52%	\$ 1,581.56
MGS-S Customer 68	3.61%	\$ 5,781.32	\$ 5,863.36	1.42%	\$ 19,714.06	\$ 19,796.10	0.42%	\$ 2,353.79
MGS-S Customer 69	3.53%	\$ 3,942.79	\$ 4,008.02	1.65%	\$ 8,499.63	\$ 8,564.86	0.77%	\$ 1,914.38
MGS-S Customer 70	3.61%	\$ 12,015.05	\$ 12,172.76	1.31%	\$ 43,926.61	\$ 44,084.32	0.36%	\$ 4,528.47
MGS-S Customer 71	3.50%	\$ 9,873.47	\$ 10,003.59	1.32%	\$ 33,292.95	\$ 33,423.07	0.39%	\$ 3,842.70
MGS-S Customer 72	3.51%	\$ 10,157.84	\$ 10,290.57	1.31%	\$ 37,983.33	\$ 38,116.06	0.35%	\$ 3,910.43
MGS-S Customer 73	3.34%	\$ 9,125.15	\$ 9,240.10	1.26%	\$ 35,357.80	\$ 35,472.75	0.33%	\$ 3,561.13
MGS-S Customer 74	3.61%	\$ 5,299.54	\$ 5,381.03	1.54%	\$ 16,148.19	\$ 16,229.68	0.50%	\$ 2,341.12
MGS-S Customer 75	3.46%	\$ 5,608.60	\$ 5,690.73	1.46%	\$ 15,318.61	\$ 15,400.74	0.54%	\$ 2,456.00
MGS-S Customer 76	5.18%	\$ 1,726.80	\$ 1,783.98	3.31%	\$ 4,304.59	\$ 4,361.77	1.33%	\$ 1,160.36
MGS-S Customer 77	3.56%	\$ 18,861.37	\$ 19,089.36	1.21%	\$ 72,144.80	\$ 72,372.79	0.32%	\$ 6,625.40

Internal Use

Customer	Distribution % Difference	Delivery 8/24 Prices	Delivery 1/25 Prices	Delivery % Difference	Bundled 8/24 Prices	Bundled 1/25 Prices	Bundled % Difference	Distribution 1/25 Prices
MGS-S Customer 78	3.67%	\$ 7,212.81	\$ 7,318.12	1.46%	\$ 22,360.06	\$ 22,465.37	0.47%	\$ 2,976.76
MGS-S Customer 79	4.01%	\$ 3,911.58	\$ 3,979.39	1.73%	\$ 10,114.50	\$ 10,182.31	0.67%	\$ 1,759.48
MGS-S Customer 80	3.54%	\$ 4,367.25	\$ 4,436.73	1.59%	\$ 12,927.31	\$ 12,996.79	0.54%	\$ 2,032.67
MGS-S Customer 81	5.40%	\$ 1,346.88	\$ 1,400.01	3.94%	\$ 2,717.70	\$ 2,770.83	1.95%	\$ 1,036.78
MGS-S Customer 82	3.55%	\$ 10,668.06	\$ 10,801.15	1.25%	\$ 48,158.20	\$ 48,291.29	0.28%	\$ 3,886.52
MGS-S Customer 83	3.60%	\$ 16,398.71	\$ 16,602.13	1.24%	\$ 58,274.06	\$ 58,477.48	0.35%	\$ 5,849.98
MGS-S Customer 84	6.18%	\$ 7,991.28	\$ 8,183.25	2.40%	\$ 18,695.50	\$ 18,887.47	1.03%	\$ 3,296.10
MGS-S Customer 85	3.87%	\$ 4,876.89	\$ 4,958.77	1.68%	\$ 15,242.89	\$ 15,324.77	0.54%	\$ 2,198.67
MGS-S Customer 86	3.64%	\$ 12,396.25	\$ 12,553.86	1.27%	\$ 49,618.78	\$ 49,776.39	0.32%	\$ 4,490.58
MGS-S Customer 87	3.64%	\$ 17,917.73	\$ 18,144.96	1.27%	\$ 64,921.23	\$ 65,148.46	0.35%	\$ 6,475.72
MGS-S Customer 88	3.65%	\$ 26,748.28	\$ 27,079.70	1.24%	\$ 92,180.23	\$ 92,511.65	0.36%	\$ 9,418.14
MGS-S Customer 89	3.95%	\$ 9,418.19	\$ 9,552.30	1.42%	\$ 36,659.68	\$ 36,793.79	0.37%	\$ 3,527.38
MGS-S Customer 90	3.43%	\$ 5,912.17	\$ 5,992.65	1.36%	\$ 16,250.75	\$ 16,331.23	0.50%	\$ 2,423.94
MGS-S Customer 91	3.79%	\$ 60,788.66	\$ 61,555.39	1.26%	\$ 166,436.85	\$ 167,203.58	0.46%	\$ 20,985.26
MGS-S Customer 92	3.56%	\$ 9,453.62	\$ 9,581.67	1.35%	\$ 28,366.54	\$ 28,494.59	0.45%	\$ 3,729.01
MGS-S Customer 93	2.25%	\$ 25,330.52	\$ 25,533.60	0.80%	\$ 96,859.58	\$ 97,062.66	0.21%	\$ 9,232.09
MGS-S Customer 94	3.86%	\$ 6,242.84	\$ 6,342.44	1.60%	\$ 15,640.23	\$ 15,739.83	0.64%	\$ 2,681.08
MGS-S Customer 95	0.61%	\$ 6,252.02	\$ 6,267.39	0.25%	\$ 17,303.60	\$ 17,318.97	0.09%	\$ 2,521.81
MGS-S Customer 96	3.67%	\$ 20,107.61	\$ 20,369.80	1.30%	\$ 42,123.93	\$ 42,386.12	0.62%	\$ 7,415.64
MGS-S Customer 97	3.75%	\$ 25,944.03	\$ 26,268.72	1.25%	\$ 113,015.69	\$ 113,340.38	0.29%	\$ 8,986.52
MGS-S Customer 98	3.59%	\$ 23,680.19	\$ 23,970.52	1.23%	\$ 86,116.71	\$ 86,407.04	0.34%	\$ 8,370.74
MGS-S Customer 99	3.89%	\$ 5,025.25	\$ 5,103.89	1.56%	\$ 17,557.69	\$ 17,636.33	0.45%	\$ 2,101.84
MGS-S Customer 100	3.96%	\$ 6,959.37	\$ 7,069.57	1.58%	\$ 21,828.84	\$ 21,939.04	0.50%	\$ 2,892.29
MGS-S Customer 101	3.05%	\$ 3,810.76	\$ 3,861.69	1.34%	\$ 9,972.43	\$ 10,023.36	0.51%	\$ 1,721.21
MGS-S Customer 102	3.41%	\$ 5,850.26	\$ 5,933.12	1.42%	\$ 19,088.85	\$ 19,171.71	0.43%	\$ 2,514.75
MGS-S Customer 103	3.66%	\$ 12,055.63	\$ 12,211.42	1.29%	\$ 43,171.68	\$ 43,327.47	0.36%	\$ 4,415.57
MGS-S Customer 104	3.49%	\$ 6,361.39	\$ 6,447.10	1.35%	\$ 22,151.49	\$ 22,237.20	0.39%	\$ 2,541.81
MGS-S Customer 105	4.21%	\$ 6,662.98	\$ 6,773.45	1.66%	\$ 10,886.17	\$ 10,996.64	1.01%	\$ 2,732.92
MGS-S Customer 106	5.93%	\$ 5,373.42	\$ 5,501.46	2.38%	\$ 10,273.05	\$ 10,401.09	1.25%	\$ 2,286.79
MGS-S Customer 107	3.77%	\$ 4,859.98	\$ 4,934.77	1.54%	\$ 15,575.17	\$ 15,649.96	0.48%	\$ 2,056.72
MGS-S Customer 108	3.92%	\$ 3,239.23	\$ 3,302.06	1.94%	\$ 8,580.37	\$ 8,643.20	0.73%	\$ 1,664.37
MGS-S Customer 109	5.98%	\$ 3,577.76	\$ 3,670.23	2.58%	\$ 11,364.49	\$ 11,456.96	0.81%	\$ 1,638.54
MGS-S Customer 110	4.01%	\$ 7,649.07	\$ 7,769.32	1.57%	\$ 24,052.76	\$ 24,173.01	0.50%	\$ 3,121.86
MGS-S Customer 111	4.62%	\$ 5,486.53	\$ 5,594.02	1.96%	\$ 13,188.36	\$ 13,295.85	0.82%	\$ 2,433.63
MGS-S Customer 112	4.19%	\$ 2,626.11	\$ 2,684.79	2.23%	\$ 7,022.06	\$ 7,080.74	0.84%	\$ 1,458.41
MGS-S Customer 113	4.80%	\$ 2,638.77	\$ 2,705.81	2.54%	\$ 7,201.20	\$ 7,268.24	0.93%	\$ 1,463.46
MGS-S Customer 114	3.85%	\$ 4,942.19	\$ 5,025.22	1.68%	\$ 12,931.16	\$ 13,014.19	0.64%	\$ 2,238.22
MGS-S Customer 115	3.55%	\$ 5,638.09	\$ 5,722.27	1.49%	\$ 17,329.55	\$ 17,413.73	0.49%	\$ 2,452.68
MGS-S Customer 116	3.18%	\$ 4,284.54	\$ 4,342.12	1.34%	\$ 12,781.07	\$ 12,838.65	0.45%	\$ 1,869.83
MGS-S Customer 117	-2.82%	\$ 17,717.69	\$ 17,527.81	-1.07%	\$ 31,730.99	\$ 31,541.11	-0.60%	\$ 6,546.42

Internal Use

Customer	Distribution % Difference	Delivery 8/24 Prices	Delivery 1/25 Prices	Delivery % Difference	Bundled 8/24 Prices	Bundled 1/25 Prices	Bundled % Difference	Distribution 1/25 Prices
MGS-S Customer 118	3.48%	\$ 6,733.31	\$ 6,822.94	1.33%	\$ 22,968.58	\$ 23,058.21	0.39%	\$ 2,667.97
MGS-S Customer 119	5.16%	\$ 836.41	\$ 868.88	3.88%	\$ 10,972.17	\$ 11,004.64	0.30%	\$ 662.11
MGS-S Customer 120	3.82%	\$ 7,164.86	\$ 7,268.36	1.44%	\$ 24,871.73	\$ 24,975.23	0.42%	\$ 2,809.69
MGS-S Customer 121	3.55%	\$ 8,772.71	\$ 8,888.06	1.31%	\$ 27,518.24	\$ 27,633.59	0.42%	\$ 3,360.18
MGS-S Customer 122	3.41%	\$ 9,010.22	\$ 9,128.72	1.32%	\$ 25,651.58	\$ 25,770.08	0.46%	\$ 3,589.79
MGS-S Customer 123	3.90%	\$ 5,563.24	\$ 5,653.31	1.62%	\$ 21,455.03	\$ 21,545.10	0.42%	\$ 2,398.55
MGS-S Customer 124	3.49%	\$ 9,972.22	\$ 10,103.90	1.32%	\$ 29,593.58	\$ 29,725.26	0.44%	\$ 3,903.89
MGS-S Customer 125	3.78%	\$ 7,337.86	\$ 7,447.07	1.49%	\$ 25,857.72	\$ 25,966.93	0.42%	\$ 2,997.05
MGS-S Customer 126	3.48%	\$ 8,672.19	\$ 8,790.17	1.36%	\$ 20,782.42	\$ 20,900.40	0.57%	\$ 3,504.88
MGS-S Customer 127	3.92%	\$ 3,268.81	\$ 3,331.68	1.92%	\$ 9,676.72	\$ 9,739.59	0.65%	\$ 1,667.08
MGS-S Customer 128	4.64%	\$ 3,622.44	\$ 3,700.82	2.16%	\$ 13,554.24	\$ 13,632.62	0.58%	\$ 1,767.81
MGS-S Customer 129	4.36%	\$ 4,831.40	\$ 4,923.49	1.91%	\$ 12,729.30	\$ 12,821.39	0.72%	\$ 2,202.62
MGS-S Customer 130	4.17%	\$ 14,363.11	\$ 14,578.25	1.50%	\$ 43,861.42	\$ 44,076.56	0.49%	\$ 5,368.98
MGS-S Customer 131	3.59%	\$ 10,090.09	\$ 10,226.54	1.35%	\$ 32,156.69	\$ 32,293.14	0.42%	\$ 3,940.81
MGS-S Customer 132	3.67%	\$ 5,558.99	\$ 5,644.77	1.54%	\$ 17,985.39	\$ 18,071.17	0.48%	\$ 2,420.55
MGS-S Customer 133	3.53%	\$ 9,142.12	\$ 9,265.79	1.35%	\$ 27,282.96	\$ 27,406.63	0.45%	\$ 3,625.92
MGS-S Customer 134	5.38%	\$ 1,374.45	\$ 1,426.53	3.79%	\$ 6,480.32	\$ 6,532.40	0.80%	\$ 1,019.76
MGS-S Customer 135	3.66%	\$ 5,872.71	\$ 5,962.75	1.53%	\$ 15,016.32	\$ 15,106.36	0.60%	\$ 2,552.94
MGS-S Customer 136	4.40%	\$ 2,301.94	\$ 2,359.03	2.48%	\$ 5,328.33	\$ 5,385.42	1.07%	\$ 1,355.77
MGS-S Customer 137	3.83%	\$ 4,429.39	\$ 4,505.30	1.71%	\$ 12,299.87	\$ 12,375.78	0.62%	\$ 2,060.41
MGS-S Customer 138	3.62%	\$ 5,971.45	\$ 6,055.81	1.41%	\$ 20,714.55	\$ 20,798.91	0.41%	\$ 2,414.25
MGS-S Customer 139	3.54%	\$ 2,953.49	\$ 3,006.27	1.79%	\$ 10,923.04	\$ 10,975.82	0.48%	\$ 1,544.96
MGS-S Customer 140	3.54%	\$ 2,374.79	\$ 2,421.82	1.98%	\$ 6,049.51	\$ 6,096.54	0.78%	\$ 1,374.12
MGS-S Customer 141	1.53%	\$ 23,570.55	\$ 23,715.44	0.61%	\$ 67,082.15	\$ 67,227.04	0.22%	\$ 9,586.12
MGS-S Customer 142	3.17%	\$ 15,601.06	\$ 15,787.47	1.19%	\$ 47,165.26	\$ 47,351.67	0.40%	\$ 6,061.42
MGS-S Customer 143	3.05%	\$ 7,911.25	\$ 8,006.48	1.20%	\$ 22,877.05	\$ 22,972.28	0.42%	\$ 3,216.96
MGS-S Customer 144	3.88%	\$ 7,770.20	\$ 7,884.08	1.47%	\$ 21,152.76	\$ 21,266.64	0.54%	\$ 3,051.47
MGS-S Customer 145	3.66%	\$ 19,103.73	\$ 19,342.36	1.25%	\$ 65,577.05	\$ 65,815.68	0.36%	\$ 6,759.42
MGS-S Customer 146	3.90%	\$ 10,085.01	\$ 10,227.96	1.42%	\$ 30,566.09	\$ 30,709.04	0.47%	\$ 3,807.20
MGS-S Customer 147	2.49%	\$ 18,531.35	\$ 18,692.80	0.87%	\$ 69,264.42	\$ 69,425.87	0.23%	\$ 6,646.72
MGS-S Customer 148	3.87%	\$ 4,914.27	\$ 4,996.32	1.67%	\$ 16,258.37	\$ 16,340.42	0.50%	\$ 2,204.73
MGS-S Customer 149	3.74%	\$ 14,214.58	\$ 14,406.22	1.35%	\$ 44,163.09	\$ 44,354.73	0.43%	\$ 5,309.30
MGS-S Customer 150	3.40%	\$ 6,606.32	\$ 6,692.97	1.31%	\$ 21,139.40	\$ 21,226.05	0.41%	\$ 2,635.45
MGS-S Customer 151	3.94%	\$ 5,122.72	\$ 5,202.25	1.55%	\$ 23,155.58	\$ 23,235.11	0.34%	\$ 2,096.94
MGS-S Customer 152	3.87%	\$ 7,590.34	\$ 7,708.51	1.56%	\$ 13,452.07	\$ 13,570.24	0.88%	\$ 3,175.38
MGS-S Customer 153	3.61%	\$ 5,991.29	\$ 6,077.16	1.43%	\$ 14,946.59	\$ 15,032.46	0.57%	\$ 2,462.20
MGS-S Customer 154	3.65%	\$ 11,873.27	\$ 12,033.02	1.35%	\$ 36,367.86	\$ 36,527.61	0.44%	\$ 4,532.21
MGS-S Customer 155	3.47%	\$ 8,049.60	\$ 8,154.50	1.30%	\$ 24,209.57	\$ 24,314.47	0.43%	\$ 3,126.39
MGS-S Customer 156	3.13%	\$ 11,418.97	\$ 11,548.74	1.14%	\$ 29,660.94	\$ 29,790.71	0.44%	\$ 4,280.65
MGS-S Customer 157	3.66%	\$ 11,423.89	\$ 11,578.15	1.35%	\$ 36,836.82	\$ 36,991.08	0.42%	\$ 4,369.36

Customer	Distribution % Difference	Delivery 8/24 Prices	Delivery 1/25 Prices	Delivery % Difference	Bundled 8/24 Prices	Bundled 1/25 Prices	Bundled % Difference	Distribution 1/25 Prices
MGS-S Customer 158	4.10%	\$ 8,381.22	\$ 8,508.43	1.52%	\$ 26,919.36	\$ 27,046.57	0.47%	\$ 3,229.09
MGS-S Customer 159	3.92%	\$ 8,053.72	\$ 8,177.07	1.53%	\$ 23,867.81	\$ 23,991.16	0.52%	\$ 3,266.43
MGS-S Customer 160	3.73%	\$ 13,598.86	\$ 13,776.25	1.30%	\$ 47,927.09	\$ 48,104.48	0.37%	\$ 4,930.60
MGS-S Customer 161	2.54%	\$ 3,250.58	\$ 3,288.70	1.17%	\$ 7,233.35	\$ 7,271.47	0.53%	\$ 1,540.29
MGS-S Customer 162	1.72%	\$ 3,092.80	\$ 3,117.58	0.80%	\$ 9,160.31	\$ 9,185.09	0.27%	\$ 1,468.16
MGS-S Customer 163	3.86%	\$ 4,569.83	\$ 4,642.76	1.60%	\$ 14,218.25	\$ 14,291.18	0.51%	\$ 1,963.63
MGS-S Customer 164	3.75%	\$ 4,623.86	\$ 4,699.77	1.64%	\$ 16,335.89	\$ 16,411.80	0.46%	\$ 2,100.50
MGS-S Customer 165	4.78%	\$ 21,965.81	\$ 22,333.74	1.68%	\$ 46,783.08	\$ 47,151.01	0.79%	\$ 8,061.00
MGS-S Customer 166	4.20%	\$ 2,736.86	\$ 2,795.08	2.13%	\$ 14,640.05	\$ 14,698.27	0.40%	\$ 1,443.66
MGS-S Customer 167	3.37%	\$ 10,894.55	\$ 11,031.89	1.26%	\$ 31,283.30	\$ 31,420.64	0.44%	\$ 4,218.22
MGS-S Customer 168	5.55%	\$ 1,976.09	\$ 2,038.88	3.18%	\$ 12,157.67	\$ 12,220.46	0.52%	\$ 1,194.12
MGS-S Customer 169	3.70%	\$ 21,674.48	\$ 21,945.44	1.25%	\$ 95,497.95	\$ 95,768.91	0.28%	\$ 7,593.68
MGS-S Customer 170	3.84%	\$ 5,304.39	\$ 5,387.00	1.56%	\$ 12,541.28	\$ 12,623.89	0.66%	\$ 2,236.40
MGS-S Customer 171	3.76%	\$ 4,937.90	\$ 5,013.89	1.54%	\$ 13,511.90	\$ 13,587.89	0.56%	\$ 2,098.97
MGS-S Customer 172	3.79%	\$ 5,240.73	\$ 5,325.38	1.62%	\$ 16,945.90	\$ 17,030.55	0.50%	\$ 2,315.48
MGS-S Customer 173	4.56%	\$ 5,026.73	\$ 5,124.01	1.94%	\$ 18,945.99	\$ 19,043.27	0.51%	\$ 2,228.80
MGS-S Customer 174	3.79%	\$ 10,320.36	\$ 10,466.05	1.41%	\$ 35,330.39	\$ 35,476.08	0.41%	\$ 3,989.26
MGS-S Customer 175	3.69%	\$ 3,485.15	\$ 3,548.21	1.81%	\$ 5,795.22	\$ 5,858.28	1.09%	\$ 1,770.69
MGS-S Customer 176	4.28%	\$ 4,889.46	\$ 4,980.32	1.86%	\$ 13,749.12	\$ 13,839.98	0.66%	\$ 2,215.62
MGS-S Customer 177	3.04%	\$ 15,839.87	\$ 16,017.12	1.12%	\$ 25,940.78	\$ 26,118.03	0.68%	\$ 6,007.11
MGS-S Customer 178	4.12%	\$ 18,731.82	\$ 19,001.84	1.44%	\$ 58,655.55	\$ 58,925.57	0.46%	\$ 6,816.19
MGS-S Customer 179	3.74%	\$ 18,078.55	\$ 18,311.95	1.29%	\$ 54,834.89	\$ 55,068.29	0.43%	\$ 6,472.72
MGS-S Customer 180	5.19%	\$ 3,133.52	\$ 3,213.53	2.55%	\$ 9,861.36	\$ 9,941.37	0.81%	\$ 1,621.92
MGS-S Customer 181	3.34%	\$ 10,594.39	\$ 10,722.63	1.21%	\$ 33,479.46	\$ 33,607.70	0.38%	\$ 3,962.89
MGS-S Customer 182	3.70%	\$ 3,270.64	\$ 3,325.95	1.69%	\$ 7,217.88	\$ 7,273.19	0.77%	\$ 1,551.28
MGS-S Customer 183	4.28%	\$ 3,115.05	\$ 3,175.68	1.95%	\$ 10,256.19	\$ 10,316.82	0.59%	\$ 1,476.24
MGS-S Customer 184	2.66%	\$ 15,961.12	\$ 16,123.67	1.02%	\$ 39,097.23	\$ 39,259.78	0.42%	\$ 6,282.40
MGS-S Customer 185	3.64%	\$ 5,247.42	\$ 5,324.73	1.47%	\$ 14,248.88	\$ 14,326.19	0.54%	\$ 2,203.13
MGS-S Customer 186	3.34%	\$ 11,519.60	\$ 11,654.98	1.18%	\$ 48,724.54	\$ 48,859.92	0.28%	\$ 4,183.07
MGS-S Customer 187	5.11%	\$ 5,241.29	\$ 5,349.47	2.06%	\$ 11,576.07	\$ 11,684.25	0.93%	\$ 2,226.65
MGS-S Customer 188	2.47%	\$ 3,672.51	\$ 3,711.23	1.05%	\$ 19,041.66	\$ 19,080.38	0.20%	\$ 1,605.90
MGS-S Customer 189	3.19%	\$ 5,305.46	\$ 5,378.08	1.37%	\$ 15,040.72	\$ 15,113.34	0.48%	\$ 2,349.04
MGS-S Customer 190	5.69%	\$ 1,898.60	\$ 1,956.77	3.06%	\$ 5,532.30	\$ 5,590.47	1.05%	\$ 1,080.38
MGS-S Customer 191	3.48%	\$ 8,688.00	\$ 8,798.42	1.27%	\$ 34,384.30	\$ 34,494.72	0.32%	\$ 3,280.87
MGS-S Customer 192	3.93%	\$ 5,293.93	\$ 5,378.41	1.60%	\$ 12,497.11	\$ 12,581.59	0.68%	\$ 2,233.44
MGS-S Customer 193	3.88%	\$ 6,426.43	\$ 6,521.88	1.49%	\$ 23,574.21	\$ 23,669.66	0.40%	\$ 2,556.87
MGS-S Customer 194	3.79%	\$ 18,349.50	\$ 18,589.11	1.31%	\$ 54,868.17	\$ 55,107.78	0.44%	\$ 6,569.33
MGS-S Customer 195	4.02%	\$ 4,694.28	\$ 4,777.91	1.78%	\$ 11,223.53	\$ 11,307.16	0.75%	\$ 2,163.03
MGS-S Customer 196	3.48%	\$ 20,065.33	\$ 20,300.23	1.17%	\$ 81,191.82	\$ 81,426.72	0.29%	\$ 6,987.40
MGS-S Customer 197	3.59%	\$ 6,974.93	\$ 7,076.21	1.45%	\$ 18,185.80	\$ 18,287.08	0.56%	\$ 2,921.46

Internal Use

Customer	Distribution % Difference	Delivery 8/24 Prices	Delivery 1/25 Prices	Delivery % Difference	Bundled 8/24 Prices	Bundled 1/25 Prices	Bundled % Difference	Distribution 1/25 Prices
MGS-S Customer 198	5.16%	\$ 631.33	\$ 663.83	5.15%	\$ 631.44	\$ 663.94	5.15%	\$ 662.70
MGS-S Customer 199	5.16%	\$ 629.64	\$ 662.11	5.16%	\$ 629.64	\$ 662.11	5.16%	\$ 662.11
MGS-S Customer 200	2.22%	\$ 2,578.49	\$ 2,606.95	1.10%	\$ 5,712.86	\$ 5,741.32	0.50%	\$ 1,312.05
MGS-S Customer 201	3.77%	\$ 5,597.73	\$ 5,687.74	1.61%	\$ 11,639.99	\$ 11,730.00	0.77%	\$ 2,479.83
MGS-S Customer 202	3.21%	\$ 9,796.33	\$ 9,915.49	1.22%	\$ 30,647.16	\$ 30,766.32	0.39%	\$ 3,831.72
MGS-S Customer 203	3.74%	\$ 5,072.18	\$ 5,148.61	1.51%	\$ 16,953.89	\$ 17,030.32	0.45%	\$ 2,122.13
MGS-S Customer 204	3.43%	\$ 11,331.83	\$ 11,472.95	1.25%	\$ 29,965.95	\$ 30,107.07	0.47%	\$ 4,250.32
MGS-S Customer 205	4.04%	\$ 4,561.34	\$ 4,643.27	1.80%	\$ 12,032.36	\$ 12,114.29	0.68%	\$ 2,110.12
MGS-S Customer 206	3.86%	\$ 5,272.65	\$ 5,359.91	1.65%	\$ 13,704.51	\$ 13,791.77	0.64%	\$ 2,350.14
MGS-S Customer 207	3.50%	\$ 8,338.15	\$ 8,449.64	1.34%	\$ 33,887.51	\$ 33,999.00	0.33%	\$ 3,293.43
MGS-S Customer 208	3.73%	\$ 5,499.54	\$ 5,585.51	1.56%	\$ 19,063.78	\$ 19,149.75	0.45%	\$ 2,392.05
MGS-S Customer 209	3.91%	\$ 3,774.82	\$ 3,839.17	1.70%	\$ 10,290.59	\$ 10,354.94	0.63%	\$ 1,709.29
MGS-S Customer 210	4.15%	\$ 4,573.92	\$ 4,652.64	1.72%	\$ 12,886.14	\$ 12,964.86	0.61%	\$ 1,975.74
MGS-S Customer 211	5.50%	\$ 1,515.04	\$ 1,560.86	3.02%	\$ 14,477.34	\$ 14,523.16	0.32%	\$ 879.49
MGS-S Customer 212	4.75%	\$ 22,770.98	\$ 23,137.72	1.61%	\$ 82,105.82	\$ 82,472.56	0.45%	\$ 8,095.61
MGS-S Customer 213	3.96%	\$ 5,932.42	\$ 6,030.32	1.65%	\$ 15,430.13	\$ 15,528.03	0.63%	\$ 2,572.81
MGS-S Customer 214	3.41%	\$ 15,662.12	\$ 15,846.86	1.18%	\$ 55,878.36	\$ 56,063.10	0.33%	\$ 5,603.18
MGS-S Customer 215	4.24%	\$ 6,767.96	\$ 6,885.20	1.73%	\$ 14,076.26	\$ 14,193.50	0.83%	\$ 2,881.03
MGS-S Customer 216	3.70%	\$ 6,606.69	\$ 6,700.18	1.42%	\$ 23,522.85	\$ 23,616.34	0.40%	\$ 2,620.31
MGS-S Customer 217	3.77%	\$ 10,452.06	\$ 10,598.93	1.41%	\$ 34,444.69	\$ 34,591.56	0.43%	\$ 4,042.16
MGS-S Customer 218	3.60%	\$ 7,862.37	\$ 7,973.36	1.41%	\$ 24,188.36	\$ 24,299.35	0.46%	\$ 3,194.01
MGS-S Customer 219	4.59%	\$ 9,206.80	\$ 9,367.89	1.75%	\$ 24,947.76	\$ 25,108.85	0.65%	\$ 3,673.47
MGS-S Customer 220	3.32%	\$ 10,306.58	\$ 10,436.39	1.26%	\$ 27,299.87	\$ 27,429.68	0.48%	\$ 4,037.44
MGS-S Customer 221	3.61%	\$ 4,693.91	\$ 4,769.46	1.61%	\$ 10,240.27	\$ 10,315.82	0.74%	\$ 2,168.03
MGS-S Customer 222	3.27%	\$ 32,231.14	\$ 32,587.32	1.11%	\$ 108,508.99	\$ 108,865.17	0.33%	\$ 11,240.41
MGS-S Customer 223	3.19%	\$ 5,545.66	\$ 5,620.91	1.36%	\$ 15,162.78	\$ 15,238.03	0.50%	\$ 2,433.39
MGS-S Customer 224	3.85%	\$ 11,614.61	\$ 11,782.40	1.44%	\$ 25,317.11	\$ 25,484.90	0.66%	\$ 4,520.70
MGS-S Customer 225	3.32%	\$ 5,067.11	\$ 5,140.37	1.45%	\$ 13,335.23	\$ 13,408.49	0.55%	\$ 2,277.22
MGS-S Customer 226	4.09%	\$ 5,281.39	\$ 5,367.94	1.64%	\$ 16,594.18	\$ 16,680.73	0.52%	\$ 2,200.62
MGS-S Customer 227	3.64%	\$ 22,781.45	\$ 23,068.26	1.26%	\$ 70,077.47	\$ 70,364.28	0.41%	\$ 8,166.28
MGS-S Customer 228	3.95%	\$ 3,505.64	\$ 3,566.29	1.73%	\$ 12,635.65	\$ 12,696.30	0.48%	\$ 1,597.10
MGS-S Customer 229	4.91%	\$ 20,147.71	\$ 20,486.30	1.68%	\$ 71,776.61	\$ 72,115.20	0.47%	\$ 7,237.86
MGS-S Customer 230	5.21%	\$ 706.02	\$ 740.08	4.82%	\$ 818.11	\$ 852.17	4.16%	\$ 688.05
MGS-S Customer 231	3.28%	\$ 19,308.96	\$ 19,529.56	1.14%	\$ 66,815.22	\$ 67,035.82	0.33%	\$ 6,951.09
MGS-S Customer 232	3.84%	\$ 7,202.16	\$ 7,307.61	1.46%	\$ 21,059.83	\$ 21,165.28	0.50%	\$ 2,850.12
MGS-S Customer 233	3.36%	\$ 4,626.87	\$ 4,696.55	1.51%	\$ 10,509.16	\$ 10,578.84	0.66%	\$ 2,141.22
MGS-S Customer 234	5.34%	\$ 2,136.28	\$ 2,202.26	3.09%	\$ 4,955.62	\$ 5,021.60	1.33%	\$ 1,302.00
MGS-S Customer 235	1.47%	\$ 6,968.20	\$ 7,008.40	0.58%	\$ 18,743.64	\$ 18,783.84	0.21%	\$ 2,769.51
MGS-S Customer 236	2.29%	\$ 63,018.10	\$ 63,489.57	0.75%	\$ 263,838.78	\$ 264,310.25	0.18%	\$ 21,019.11
MGS-S Customer 237	2.68%	\$ 8,626.66	\$ 8,716.50	1.04%	\$ 26,698.60	\$ 26,788.44	0.34%	\$ 3,440.91

Customer	Distribution % Difference	Delivery 8/24 Prices	Delivery 1/25 Prices	Delivery % Difference	Bundled 8/24 Prices	Bundled 1/25 Prices	Bundled % Difference	Distribution 1/25 Prices
MGS-S Customer 238	3.89%	\$ 8,829.89	\$ 8,963.75	1.52%	\$ 19,739.90	\$ 19,873.76	0.68%	\$ 3,571.31
MGS-S Customer 239	3.67%	\$ 4,478.80	\$ 4,547.43	1.53%	\$ 13,424.50	\$ 13,493.13	0.51%	\$ 1,936.19
MGS-S Customer 240	3.61%	\$ 16,070.05	\$ 16,281.55	1.32%	\$ 30,257.03	\$ 30,468.53	0.70%	\$ 6,065.41
MGS-S Customer 241	3.38%	\$ 5,597.82	\$ 5,678.53	1.44%	\$ 12,838.02	\$ 12,918.73	0.63%	\$ 2,469.36
MGS-S Customer 242	3.44%	\$ 67,557.42	\$ 68,322.61	1.13%	\$ 217,297.67	\$ 218,062.86	0.35%	\$ 23,011.52
MGS-S Customer 243	3.40%	\$ 10,538.85	\$ 10,672.52	1.27%	\$ 34,392.53	\$ 34,526.20	0.39%	\$ 4,070.18
MGS-S Customer 244	3.77%	\$ 2,676.65	\$ 2,725.20	1.81%	\$ 7,605.18	\$ 7,653.73	0.64%	\$ 1,337.77
MGS-S Customer 245	3.85%	\$ 4,492.61	\$ 4,564.45	1.60%	\$ 13,824.41	\$ 13,896.25	0.52%	\$ 1,938.96
MGS-S Customer 246	3.10%	\$ 4,687.29	\$ 4,747.77	1.29%	\$ 13,106.24	\$ 13,166.72	0.46%	\$ 2,010.08
MGS-S Customer 247	3.37%	\$ 4,332.38	\$ 4,398.48	1.53%	\$ 11,719.07	\$ 11,785.17	0.56%	\$ 2,028.14
MGS-S Customer 248	3.08%	\$ 27,077.45	\$ 27,376.41	1.10%	\$ 64,537.65	\$ 64,836.61	0.46%	\$ 9,997.08
MGS-S Customer 249	2.45%	\$ 19,774.45	\$ 19,944.94	0.86%	\$ 64,291.57	\$ 64,462.06	0.27%	\$ 7,121.74
MGS-S Customer 250	6.15%	\$ 7,388.54	\$ 7,563.45	2.37%	\$ 27,407.53	\$ 27,582.44	0.64%	\$ 3,018.58
MGS-S Customer 251	3.39%	\$ 8,028.42	\$ 8,134.58	1.32%	\$ 26,744.69	\$ 26,850.85	0.40%	\$ 3,233.43
MGS-S Customer 252	4.88%	\$ 4,867.93	\$ 4,972.02	2.14%	\$ 10,196.16	\$ 10,300.25	1.02%	\$ 2,235.99
MGS-S Customer 253	3.56%	\$ 3,702.62	\$ 3,765.62	1.70%	\$ 8,016.30	\$ 8,079.30	0.79%	\$ 1,831.65
MGS-S Customer 254	2.99%	\$ 21,735.21	\$ 21,960.46	1.04%	\$ 78,080.91	\$ 78,306.16	0.29%	\$ 7,766.25
MGS-S Customer 255	6.12%	\$ 8,284.94	\$ 8,477.87	2.33%	\$ 26,407.16	\$ 26,600.09	0.73%	\$ 3,345.46
MGS-S Customer 256	5.84%	\$ 2,733.01	\$ 2,808.31	2.76%	\$ 7,478.95	\$ 7,554.25	1.01%	\$ 1,364.46
MGS-S Customer 257	5.43%	\$ 4,409.13	\$ 4,506.82	2.22%	\$ 16,660.25	\$ 16,757.94	0.59%	\$ 1,895.31
MGS-S Customer 258	4.27%	\$ 11,787.32	\$ 11,971.16	1.56%	\$ 38,314.77	\$ 38,498.61	0.48%	\$ 4,493.56
MGS-S Customer 259	3.54%	\$ 13,203.21	\$ 13,369.68	1.26%	\$ 36,485.57	\$ 36,652.04	0.46%	\$ 4,869.37
MGS-S Customer 260	5.72%	\$ 1,995.53	\$ 2,056.43	3.05%	\$ 4,161.97	\$ 4,222.87	1.46%	\$ 1,124.79
MGS-S Customer 261	4.03%	\$ 5,420.21	\$ 5,507.05	1.60%	\$ 17,431.61	\$ 17,518.45	0.50%	\$ 2,243.70
MGS-S Customer 262	3.99%	\$ 8,306.99	\$ 8,428.83	1.47%	\$ 31,068.31	\$ 31,190.15	0.39%	\$ 3,172.52
MGS-S Customer 263	3.75%	\$ 14,813.82	\$ 15,013.23	1.35%	\$ 44,636.64	\$ 44,836.05	0.45%	\$ 5,518.82
MGS-S Customer 264	5.67%	\$ 2,627.15	\$ 2,683.55	2.15%	\$ 45,996.61	\$ 46,053.01	0.12%	\$ 1,051.65
MGS-S Customer 265	3.03%	\$ 12,767.65	\$ 12,901.34	1.05%	\$ 59,530.28	\$ 59,663.97	0.22%	\$ 4,546.30
MGS-S Customer 266	5.82%	\$ 2,461.61	\$ 2,531.51	2.84%	\$ 6,953.89	\$ 7,023.79	1.01%	\$ 1,271.33
MGS-S Customer 267	4.82%	\$ 2,290.55	\$ 2,352.36	2.70%	\$ 6,514.53	\$ 6,576.34	0.95%	\$ 1,344.45
MGS-S Customer 268	1.03%	\$ 20,043.58	\$ 20,124.70	0.40%	\$ 35,181.23	\$ 35,262.35	0.23%	\$ 7,936.70
MGS-S Customer 269	4.27%	\$ 4,765.66	\$ 4,854.22	1.86%	\$ 14,880.28	\$ 14,968.84	0.60%	\$ 2,163.52
MGS-S Customer 270	3.95%	\$ 3,766.49	\$ 3,830.91	1.71%	\$ 11,782.66	\$ 11,847.08	0.55%	\$ 1,695.86
MGS-S Customer 271	5.17%	\$ 648.59	\$ 681.33	5.05%	\$ 945.79	\$ 978.53	3.46%	\$ 666.62
MGS-S Customer 272	5.00%	\$ 6,339.71	\$ 6,467.86	2.02%	\$ 19,850.25	\$ 19,978.40	0.65%	\$ 2,691.89
MGS-S Customer 273	3.85%	\$ 8,431.33	\$ 8,550.45	1.41%	\$ 31,576.58	\$ 31,695.70	0.38%	\$ 3,212.15
MGS-S Customer 274	3.87%	\$ 10,040.96	\$ 10,182.51	1.41%	\$ 29,091.00	\$ 29,232.55	0.49%	\$ 3,801.76
MGS-S Customer 275	3.90%	\$ 4,085.03	\$ 4,159.04	1.81%	\$ 7,874.01	\$ 7,948.02	0.94%	\$ 1,969.83
MGS-S Customer 276	4.61%	\$ 2,313.39	\$ 2,373.19	2.58%	\$ 6,012.56	\$ 6,072.36	0.99%	\$ 1,355.58
MGS-S Customer 277	3.83%	\$ 16,725.89	\$ 16,948.83	1.33%	\$ 67,367.55	\$ 67,590.49	0.33%	\$ 6,037.62

Customer	Distribution % Difference	Delivery 8/24 Prices	Delivery 1/25 Prices	Delivery % Difference	Bundled 8/24 Prices	Bundled 1/25 Prices	Bundled % Difference	Distribution 1/25 Prices
MGS-S Customer 278	3.73%	\$ 9,593.26	\$ 9,724.14	1.36%	\$ 29,172.34	\$ 29,303.22	0.45%	\$ 3,641.08
MGS-S Customer 279	4.90%	\$ 1,986.47	\$ 2,044.76	2.93%	\$ 4,833.92	\$ 4,892.21	1.21%	\$ 1,248.37
MGS-S Customer 280	4.39%	\$ 8,830.22	\$ 8,979.82	1.69%	\$ 21,883.70	\$ 22,033.30	0.68%	\$ 3,559.82
MGS-S Customer 281	4.28%	\$ 4,686.55	\$ 4,768.29	1.74%	\$ 16,544.15	\$ 16,625.89	0.49%	\$ 1,990.33
MGS-S Customer 282	3.54%	\$ 13,502.48	\$ 13,671.10	1.25%	\$ 43,466.98	\$ 43,635.60	0.39%	\$ 4,926.11
MGS-S Customer 283	6.09%	\$ 4,734.99	\$ 4,851.67	2.46%	\$ 14,077.19	\$ 14,193.87	0.83%	\$ 2,032.53
MGS-S Customer 284	4.23%	\$ 5,863.45	\$ 5,965.87	1.75%	\$ 18,898.65	\$ 19,001.07	0.54%	\$ 2,525.08
MGS-S Customer 285	3.69%	\$ 7,050.15	\$ 7,155.81	1.50%	\$ 15,578.79	\$ 15,684.45	0.68%	\$ 2,967.30
MGS-S Customer 286	5.10%	\$ 1,286.95	\$ 1,336.01	3.81%	\$ 3,115.17	\$ 3,164.23	1.57%	\$ 1,011.96
MGS-S Customer 287	3.16%	\$ 3,365.46	\$ 3,417.79	1.55%	\$ 8,437.05	\$ 8,489.38	0.62%	\$ 1,707.52
MGS-S Customer 288	3.23%	\$ 6,263.95	\$ 6,343.50	1.27%	\$ 17,551.14	\$ 17,630.69	0.45%	\$ 2,538.52
MGS-S Customer 289	3.89%	\$ 9,066.92	\$ 9,199.92	1.47%	\$ 34,406.60	\$ 34,539.60	0.39%	\$ 3,551.32
MGS-S Customer 290	3.60%	\$ 7,703.67	\$ 7,807.20	1.34%	\$ 27,910.63	\$ 28,014.16	0.37%	\$ 2,978.13
MGS-S Customer 291	3.64%	\$ 13,655.96	\$ 13,828.50	1.26%	\$ 52,852.97	\$ 53,025.51	0.33%	\$ 4,914.95
MGS-S Customer 292	3.98%	\$ 4,525.70	\$ 4,605.26	1.76%	\$ 14,407.22	\$ 14,486.78	0.55%	\$ 2,080.31
MGS-S Customer 293	3.59%	\$ 9,971.37	\$ 10,106.18	1.35%	\$ 31,306.68	\$ 31,441.49	0.43%	\$ 3,892.22
MGS-S Customer 294	2.37%	\$ 3,580.86	\$ 3,618.85	1.06%	\$ 9,155.56	\$ 9,193.55	0.41%	\$ 1,643.09
MGS-S Customer 295	2.49%	\$ 3,406.16	\$ 3,444.60	1.13%	\$ 9,065.30	\$ 9,103.74	0.42%	\$ 1,582.27
MGS-S Customer 296	4.12%	\$ 4,410.33	\$ 4,491.66	1.84%	\$ 12,487.17	\$ 12,568.50	0.65%	\$ 2,053.58
MGS-S Customer 297	4.03%	\$ 10,535.19	\$ 10,687.45	1.45%	\$ 54,787.22	\$ 54,939.48	0.28%	\$ 3,929.35
MGS-S Customer 298	3.93%	\$ 6,273.35	\$ 6,372.63	1.58%	\$ 24,905.41	\$ 25,004.69	0.40%	\$ 2,626.49
MGS-S Customer 299	4.40%	\$ 2,777.29	\$ 2,834.17	2.05%	\$ 11,281.48	\$ 11,338.36	0.50%	\$ 1,349.18
MGS-S Customer 300	3.73%	\$ 5,053.71	\$ 5,127.59	1.46%	\$ 25,659.79	\$ 25,733.67	0.29%	\$ 2,053.74
MGS-S Customer 301	5.46%	\$ 1,165.66	\$ 1,209.54	3.76%	\$ 1,453.60	\$ 1,497.48	3.02%	\$ 847.70
MGS-S Customer 302	5.37%	\$ 973.54	\$ 1,013.34	4.09%	\$ 1,138.08	\$ 1,177.88	3.50%	\$ 781.32
MGS-S Customer 303	5.39%	\$ 1,019.01	\$ 1,059.79	4.00%	\$ 1,156.13	\$ 1,196.91	3.53%	\$ 797.43
MGS-S Customer 304	2.98%	\$ 38,852.86	\$ 39,251.82	1.03%	\$ 79,082.81	\$ 79,481.77	0.50%	\$ 13,790.23
MGS-S Customer 305	5.78%	\$ 2,830.64	\$ 2,915.47	3.00%	\$ 4,686.28	\$ 4,771.11	1.81%	\$ 1,552.73
MGS-S Customer 306	4.07%	\$ 5,020.70	\$ 5,104.16	1.66%	\$ 13,261.40	\$ 13,344.86	0.63%	\$ 2,131.57
MGS-S Customer 307	2.77%	\$ 7,693.55	\$ 7,774.30	1.05%	\$ 23,979.78	\$ 24,060.53	0.34%	\$ 2,997.20
MGS-S Customer 308	3.14%	\$ 10,311.24	\$ 10,432.07	1.17%	\$ 36,788.42	\$ 36,909.25	0.33%	\$ 3,970.25
MGS-S Customer 309	4.03%	\$ 8,642.40	\$ 8,768.99	1.46%	\$ 34,703.66	\$ 34,830.25	0.36%	\$ 3,266.15
MGS-S Customer 310	3.57%	\$ 6,142.13	\$ 6,232.45	1.47%	\$ 19,385.75	\$ 19,476.07	0.47%	\$ 2,617.15
MGS-S Customer 311	3.54%	\$ 6,485.96	\$ 6,574.86	1.37%	\$ 20,517.54	\$ 20,606.44	0.43%	\$ 2,597.92
MGS-S Customer 312	3.68%	\$ 4,248.61	\$ 4,315.70	1.58%	\$ 8,082.61	\$ 8,149.70	0.83%	\$ 1,892.38
MGS-S Customer 313	4.96%	\$ 6,364.78	\$ 6,484.70	1.88%	\$ 24,067.08	\$ 24,187.00	0.50%	\$ 2,537.11
MGS-S Customer 314	4.31%	\$ 2,691.99	\$ 2,753.17	2.27%	\$ 7,161.98	\$ 7,223.16	0.85%	\$ 1,481.19
MGS-S Customer 315	3.75%	\$ 11,457.07	\$ 11,608.43	1.32%	\$ 45,648.87	\$ 45,800.23	0.33%	\$ 4,186.25
MGS-S Customer 316	5.95%	\$ 4,263.36	\$ 4,376.66	2.66%	\$ 11,493.96	\$ 11,607.26	0.99%	\$ 2,015.89
MGS-S Customer 317	3.33%	\$ 8,484.32	\$ 8,595.22	1.31%	\$ 20,612.38	\$ 20,723.28	0.54%	\$ 3,438.31

Customer	Distribution % Difference	Delivery 8/24 Prices	Delivery 1/25 Prices	Delivery % Difference	Bundled 8/24 Prices	Bundled 1/25 Prices	Bundled % Difference	Distribution 1/25 Prices
MGS-S Customer 318	3.94%	\$ 3,870.19	\$ 3,941.02	1.83%	\$ 11,756.67	\$ 11,827.50	0.60%	\$ 1,866.08
MGS-S Customer 319	3.74%	\$ 11,563.54	\$ 11,721.78	1.37%	\$ 41,825.13	\$ 41,983.37	0.38%	\$ 4,384.31
MGS-S Customer 320	3.80%	\$ 5,720.47	\$ 5,805.97	1.49%	\$ 19,362.87	\$ 19,448.37	0.44%	\$ 2,335.59
MGS-S Customer 321	5.32%	\$ 10,709.78	\$ 10,923.98	2.00%	\$ 21,382.01	\$ 21,596.21	1.00%	\$ 4,239.93
MGS-S Customer 322	3.57%	\$ 8,792.85	\$ 8,915.16	1.39%	\$ 21,062.37	\$ 21,184.68	0.58%	\$ 3,546.38
MGS-S Customer 323	3.85%	\$ 3,559.36	\$ 3,625.13	1.85%	\$ 8,985.86	\$ 9,051.63	0.73%	\$ 1,774.96
MGS-S Customer 324	3.81%	\$ 7,386.31	\$ 7,499.62	1.53%	\$ 15,695.68	\$ 15,808.99	0.72%	\$ 3,086.61
MGS-S Customer 325	4.88%	\$ 6,647.89	\$ 6,771.38	1.86%	\$ 22,009.73	\$ 22,133.22	0.56%	\$ 2,652.14
MGS-S Customer 326	3.70%	\$ 7,404.50	\$ 7,508.29	1.40%	\$ 22,678.35	\$ 22,782.14	0.46%	\$ 2,909.64
MGS-S Customer 327	4.93%	\$ 8,297.06	\$ 8,455.66	1.91%	\$ 21,990.42	\$ 22,149.02	0.72%	\$ 3,373.21
MGS-S Customer 328	3.49%	\$ 11,989.90	\$ 12,140.91	1.26%	\$ 48,787.37	\$ 48,938.38	0.31%	\$ 4,483.88
MGS-S Customer 329	4.65%	\$ 3,271.25	\$ 3,345.71	2.28%	\$ 8,808.35	\$ 8,882.81	0.85%	\$ 1,676.63
MGS-S Customer 330	3.80%	\$ 4,274.35	\$ 4,348.54	1.74%	\$ 8,917.57	\$ 8,991.76	0.83%	\$ 2,029.23
MGS-S Customer 331	3.79%	\$ 22,270.23	\$ 22,558.96	1.30%	\$ 81,943.29	\$ 82,232.02	0.35%	\$ 7,903.01
MGS-S Customer 332	2.14%	\$ 43,469.15	\$ 43,814.05	0.79%	\$ 91,482.74	\$ 91,827.64	0.38%	\$ 16,456.26
MGS-S Customer 333	3.19%	\$ 2,286.81	\$ 2,323.99	1.63%	\$ 6,777.03	\$ 6,814.21	0.55%	\$ 1,203.73
MGS-S Customer 334	3.88%	\$ 8,666.27	\$ 8,788.00	1.40%	\$ 36,601.57	\$ 36,723.30	0.33%	\$ 3,260.11
MGS-S Customer 335	3.91%	\$ 7,520.06	\$ 7,635.51	1.54%	\$ 24,723.60	\$ 24,839.05	0.47%	\$ 3,070.62
MGS-S Customer 336	4.44%	\$ 7,833.25	\$ 7,969.18	1.74%	\$ 22,641.82	\$ 22,777.75	0.60%	\$ 3,200.18
MGS-S Customer 337	3.54%	\$ 10,388.52	\$ 10,518.06	1.25%	\$ 48,143.18	\$ 48,272.72	0.27%	\$ 3,787.35
MGS-S Customer 338	3.86%	\$ 8,576.19	\$ 8,698.19	1.42%	\$ 28,579.42	\$ 28,701.42	0.43%	\$ 3,284.94
MGS-S Customer 339	3.26%	\$ 11,356.76	\$ 11,489.98	1.17%	\$ 35,873.17	\$ 36,006.39	0.37%	\$ 4,215.74
MGS-S Customer 340	4.13%	\$ 5,371.19	\$ 5,466.01	1.77%	\$ 12,958.30	\$ 13,053.12	0.73%	\$ 2,391.80
MGS-S Customer 341	3.30%	\$ 8,159.90	\$ 8,264.90	1.29%	\$ 26,259.26	\$ 26,364.26	0.40%	\$ 3,282.92
MGS-S Customer 342	5.83%	\$ 2,516.43	\$ 2,587.38	2.82%	\$ 7,320.07	\$ 7,391.02	0.97%	\$ 1,288.30
MGS-S Customer 343	5.34%	\$ 14,852.95	\$ 15,130.08	1.87%	\$ 55,809.62	\$ 56,086.75	0.50%	\$ 5,471.17
MGS-S Customer 344	3.54%	\$ 4,484.75	\$ 4,556.28	1.59%	\$ 10,456.63	\$ 10,528.16	0.68%	\$ 2,091.93
MGS-S Customer 345	5.82%	\$ 3,186.31	\$ 3,276.58	2.83%	\$ 10,069.21	\$ 10,159.48	0.90%	\$ 1,641.33
MGS-S Customer 346	3.50%	\$ 22,199.98	\$ 22,462.85	1.18%	\$ 97,212.71	\$ 97,475.58	0.27%	\$ 7,764.96
MGS-S Customer 347	3.99%	\$ 4,891.81	\$ 4,971.04	1.62%	\$ 15,883.97	\$ 15,963.20	0.50%	\$ 2,066.74
MGS-S Customer 348	2.81%	\$ 48,637.40	\$ 49,090.01	0.93%	\$ 205,875.63	\$ 206,328.24	0.22%	\$ 16,579.85
MGS-S Customer 349	4.06%	\$ 18,315.47	\$ 18,574.05	1.41%	\$ 65,172.71	\$ 65,431.29	0.40%	\$ 6,621.05
MGS-S Customer 350	3.46%	\$ 8,602.64	\$ 8,716.16	1.32%	\$ 32,552.30	\$ 32,665.82	0.35%	\$ 3,396.47
MGS-S Customer 351	3.96%	\$ 3,748.81	\$ 3,818.56	1.86%	\$ 10,766.31	\$ 10,836.06	0.65%	\$ 1,830.05
MGS-S Customer 352	3.51%	\$ 7,354.63	\$ 7,457.61	1.40%	\$ 21,328.85	\$ 21,431.83	0.48%	\$ 3,033.48
MGS-S Customer 353	3.73%	\$ 9,272.87	\$ 9,396.85	1.34%	\$ 40,406.86	\$ 40,530.84	0.31%	\$ 3,447.53
MGS-S Customer 354	5.34%	\$ 1,184.71	\$ 1,234.76	4.22%	\$ 1,606.46	\$ 1,656.51	3.12%	\$ 986.78
MGS-S Customer 355	2.96%	\$ 5,979.26	\$ 6,048.87	1.16%	\$ 19,467.17	\$ 19,536.78	0.36%	\$ 2,422.51
MGS-S Customer 356	3.97%	\$ 4,282.82	\$ 4,355.14	1.69%	\$ 9,774.79	\$ 9,847.11	0.74%	\$ 1,893.67
MGS-S Customer 357	3.98%	\$ 3,773.73	\$ 3,840.01	1.76%	\$ 7,140.39	\$ 7,206.67	0.93%	\$ 1,731.52

Internal Use

Customer	Distribution % Difference	Delivery 8/24 Prices	Delivery 1/25 Prices	Delivery % Difference	Bundled 8/24 Prices	Bundled 1/25 Prices	Bundled % Difference	Distribution 1/25 Prices
MGS-S Customer 358	3.58%	\$ 6,807.72	\$ 6,900.78	1.37%	\$ 23,504.96	\$ 23,598.02	0.40%	\$ 2,691.17
MGS-S Customer 359	3.87%	\$ 8,135.06	\$ 8,258.25	1.51%	\$ 22,189.49	\$ 22,312.68	0.56%	\$ 3,306.87
MGS-S Customer 360	3.48%	\$ 8,440.98	\$ 8,555.31	1.35%	\$ 24,089.27	\$ 24,203.60	0.47%	\$ 3,399.31
MGS-S Customer 361	0.92%	\$ 6,031.89	\$ 6,055.39	0.39%	\$ 16,064.24	\$ 16,087.74	0.15%	\$ 2,586.87
MGS-S Customer 362	5.70%	\$ 1,923.37	\$ 1,982.31	3.06%	\$ 5,003.92	\$ 5,062.86	1.18%	\$ 1,093.00
MGS-S Customer 363	4.00%	\$ 21,744.99	\$ 22,041.82	1.37%	\$ 81,468.32	\$ 81,765.15	0.36%	\$ 7,723.09
MGS-S Customer 364	4.15%	\$ 6,873.35	\$ 6,985.88	1.64%	\$ 27,178.57	\$ 27,291.10	0.41%	\$ 2,824.82
MGS-S Customer 365	2.94%	\$ 43,700.13	\$ 44,127.20	0.98%	\$ 155,152.91	\$ 155,579.98	0.28%	\$ 14,968.49
MGS-S Customer 366	3.89%	\$ 7,734.92	\$ 7,850.93	1.50%	\$ 12,964.65	\$ 13,080.66	0.89%	\$ 3,097.19
MGS-S Customer 367	5.88%	\$ 3,652.89	\$ 3,752.34	2.72%	\$ 12,510.61	\$ 12,610.06	0.79%	\$ 1,790.57
MGS-S Customer 368	4.07%	\$ 12,128.22	\$ 12,310.19	1.50%	\$ 32,924.21	\$ 33,106.18	0.55%	\$ 4,651.23
MGS-S Customer 369	3.50%	\$ 7,395.33	\$ 7,497.28	1.38%	\$ 25,471.84	\$ 25,573.79	0.40%	\$ 3,018.40
MGS-S Customer 370	3.84%	\$ 15,415.81	\$ 15,623.16	1.35%	\$ 61,991.97	\$ 62,199.32	0.33%	\$ 5,610.44
MGS-S Customer 371	4.06%	\$ 19,902.16	\$ 20,184.78	1.42%	\$ 57,499.48	\$ 57,782.10	0.49%	\$ 7,239.48
MGS-S Customer 372	5.29%	\$ 843.73	\$ 880.60	4.37%	\$ 1,314.84	\$ 1,351.71	2.80%	\$ 733.69
MGS-S Customer 373	4.26%	\$ 6,239.07	\$ 6,340.93	1.63%	\$ 23,451.75	\$ 23,553.61	0.43%	\$ 2,493.14
MGS-S Customer 374	3.74%	\$ 19,996.51	\$ 20,255.36	1.29%	\$ 69,193.87	\$ 69,452.72	0.37%	\$ 7,185.07
MGS-S Customer 375	4.14%	\$ 13,166.39	\$ 13,367.46	1.53%	\$ 27,664.16	\$ 27,865.23	0.73%	\$ 5,058.30
MGS-S Customer 376	3.83%	\$ 7,617.38	\$ 7,726.44	1.43%	\$ 27,008.95	\$ 27,118.01	0.40%	\$ 2,955.31
MGS-S Customer 377	4.00%	\$ 4,938.59	\$ 5,019.06	1.63%	\$ 14,332.21	\$ 14,412.68	0.56%	\$ 2,094.43
MGS-S Customer 378	4.35%	\$ 4,868.12	\$ 4,960.24	1.89%	\$ 13,241.36	\$ 13,333.48	0.70%	\$ 2,211.96
MGS-S Customer 379	3.66%	\$ 7,046.74	\$ 7,149.70	1.46%	\$ 22,993.38	\$ 23,096.34	0.45%	\$ 2,913.27
MGS-S Customer 380	3.83%	\$ 4,450.35	\$ 4,527.30	1.73%	\$ 9,907.58	\$ 9,984.53	0.78%	\$ 2,084.88
MGS-S Customer 381	3.87%	\$ 5,478.03	\$ 5,563.20	1.55%	\$ 14,673.97	\$ 14,759.14	0.58%	\$ 2,283.13
MGS-S Customer 382	3.79%	\$ 6,460.04	\$ 6,554.42	1.46%	\$ 21,545.24	\$ 21,639.62	0.44%	\$ 2,582.77
MGS-S Customer 383	4.22%	\$ 4,050.80	\$ 4,127.42	1.89%	\$ 17,140.85	\$ 17,217.47	0.45%	\$ 1,893.08
MGS-S Customer 384	3.96%	\$ 7,469.67	\$ 7,586.49	1.56%	\$ 22,406.22	\$ 22,523.04	0.52%	\$ 3,069.49
MGS-S Customer 385	4.48%	\$ 4,545.12	\$ 4,629.66	1.86%	\$ 12,385.78	\$ 12,470.32	0.68%	\$ 1,970.41
MGS-S Customer 386	3.89%	\$ 5,107.04	\$ 5,187.29	1.57%	\$ 16,050.87	\$ 16,131.12	0.50%	\$ 2,141.62
MGS-S Customer 387	4.10%	\$ 63,167.63	\$ 64,022.33	1.35%	\$ 184,287.12	\$ 185,141.82	0.46%	\$ 21,717.25
MGS-S Customer 388	3.92%	\$ 11,588.30	\$ 11,754.65	1.44%	\$ 39,834.28	\$ 40,000.63	0.42%	\$ 4,408.85
MGS-S Customer 389	4.02%	\$ 5,315.73	\$ 5,405.86	1.70%	\$ 18,139.66	\$ 18,229.79	0.50%	\$ 2,334.72
MGS-S Customer 390	4.45%	\$ 5,279.73	\$ 5,374.86	1.80%	\$ 12,245.24	\$ 12,340.37	0.78%	\$ 2,232.58
MGS-S Customer 391	3.92%	\$ 3,950.22	\$ 4,021.88	1.81%	\$ 10,765.02	\$ 10,836.68	0.67%	\$ 1,901.45
MGS-S Customer 392	3.59%	\$ 3,532.70	\$ 3,588.82	1.59%	\$ 10,918.70	\$ 10,974.82	0.51%	\$ 1,617.73
MGS-S Customer 393	4.00%	\$ 6,816.58	\$ 6,920.16	1.52%	\$ 23,874.09	\$ 23,977.67	0.43%	\$ 2,694.02
MGS-S Customer 394	3.51%	\$ 2,827.94	\$ 2,875.11	1.67%	\$ 7,750.65	\$ 7,797.82	0.61%	\$ 1,389.74
MGS-S Customer 395	2.08%	\$ 7,624.73	\$ 7,685.39	0.80%	\$ 22,159.07	\$ 22,219.73	0.27%	\$ 2,981.31
MGS-S Customer 396	3.44%	\$ 10,472.52	\$ 10,608.40	1.30%	\$ 28,296.17	\$ 28,432.05	0.48%	\$ 4,090.24
MGS-S Customer 397	4.34%	\$ 2,754.19	\$ 2,816.53	2.26%	\$ 7,626.39	\$ 7,688.73	0.82%	\$ 1,500.09

Customer	Distribution % Difference	Delivery 8/24 Prices	Delivery 1/25 Prices	Delivery % Difference	Bundled 8/24 Prices	Bundled 1/25 Prices	Bundled % Difference	Distribution 1/25 Prices
MGS-S Customer 398	4.50%	\$ 3,627.72	\$ 3,705.69	2.15%	\$ 9,180.93	\$ 9,258.90	0.85%	\$ 1,811.53
MGS-S Customer 399	3.90%	\$ 4,165.36	\$ 4,239.62	1.78%	\$ 10,610.74	\$ 10,685.00	0.70%	\$ 1,978.91
MGS-S Customer 400	4.02%	\$ 7,624.63	\$ 7,747.86	1.62%	\$ 13,001.88	\$ 13,125.11	0.95%	\$ 3,191.76
MGS-S Customer 401	3.91%	\$ 4,239.99	\$ 4,310.51	1.66%	\$ 10,203.41	\$ 10,273.93	0.69%	\$ 1,875.16
MGS-S Customer 402	3.70%	\$ 4,157.45	\$ 4,222.92	1.57%	\$ 11,611.10	\$ 11,676.57	0.56%	\$ 1,835.05
MGS-S Customer 403	3.17%	\$ 10,581.78	\$ 10,710.50	1.22%	\$ 20,915.79	\$ 21,044.51	0.62%	\$ 4,188.26
MGS-S Customer 404	3.64%	\$ 9,943.06	\$ 10,074.68	1.32%	\$ 31,095.89	\$ 31,227.51	0.42%	\$ 3,750.94
MGS-S Customer 405	3.99%	\$ 7,269.71	\$ 7,379.24	1.51%	\$ 23,658.20	\$ 23,767.73	0.46%	\$ 2,856.52
MGS-S Customer 406	2.94%	\$ 3,811.87	\$ 3,864.60	1.38%	\$ 11,008.88	\$ 11,061.61	0.48%	\$ 1,846.78
MGS-S Customer 407	5.02%	\$ 4,712.96	\$ 4,809.83	2.06%	\$ 13,217.15	\$ 13,314.02	0.73%	\$ 2,026.43
MGS-S Customer 408	4.24%	\$ 4,937.49	\$ 5,028.51	1.84%	\$ 13,191.90	\$ 13,282.92	0.69%	\$ 2,236.50
MGS-S Customer 409	2.90%	\$ 11,595.27	\$ 11,714.87	1.03%	\$ 44,356.95	\$ 44,476.55	0.27%	\$ 4,236.99
MGS-S Customer 410	4.06%	\$ 5,283.61	\$ 5,369.75	1.63%	\$ 15,802.38	\$ 15,888.52	0.55%	\$ 2,206.89
MGS-S Customer 411	4.14%	\$ 7,038.68	\$ 7,155.51	1.66%	\$ 19,264.89	\$ 19,381.72	0.61%	\$ 2,939.77
MGS-S Customer 412	5.85%	\$ 3,551.63	\$ 3,643.49	2.59%	\$ 6,797.98	\$ 6,889.84	1.35%	\$ 1,661.36
MGS-S Customer 413	5.17%	\$ 978.76	\$ 1,021.15	4.33%	\$ 8,780.68	\$ 8,823.07	0.48%	\$ 861.98
MGS-S Customer 414	3.99%	\$ 5,286.37	\$ 5,375.92	1.69%	\$ 17,046.27	\$ 17,135.82	0.53%	\$ 2,331.95
MGS-S Customer 415	3.73%	\$ 3,088.32	\$ 3,141.34	1.72%	\$ 9,139.38	\$ 9,192.40	0.58%	\$ 1,473.00
MGS-S Customer 416	3.31%	\$ 12,707.30	\$ 12,856.19	1.17%	\$ 42,953.01	\$ 43,101.90	0.35%	\$ 4,645.18
MGS-S Customer 417	3.95%	\$ 5,021.93	\$ 5,107.64	1.71%	\$ 14,885.17	\$ 14,970.88	0.58%	\$ 2,253.14
MGS-S Customer 418	4.22%	\$ 4,476.92	\$ 4,555.23	1.75%	\$ 13,940.35	\$ 14,018.66	0.56%	\$ 1,934.05
MGS-S Customer 419	3.18%	\$ 12,850.10	\$ 12,998.27	1.15%	\$ 46,580.73	\$ 46,728.90	0.32%	\$ 4,801.87
MGS-S Customer 420	4.40%	\$ 24,721.78	\$ 25,093.70	1.50%	\$ 76,030.74	\$ 76,402.66	0.49%	\$ 8,826.89
MGS-S Customer 421	3.58%	\$ 11,559.61	\$ 11,713.82	1.33%	\$ 30,874.74	\$ 31,028.95	0.50%	\$ 4,459.16
MGS-S Customer 422	3.58%	\$ 9,293.94	\$ 9,414.48	1.30%	\$ 36,278.45	\$ 36,398.99	0.33%	\$ 3,483.27
MGS-S Customer 423	3.70%	\$ 8,446.16	\$ 8,566.25	1.42%	\$ 29,086.75	\$ 29,206.84	0.41%	\$ 3,367.21
MGS-S Customer 424	3.86%	\$ 5,621.47	\$ 5,712.22	1.61%	\$ 18,585.03	\$ 18,675.78	0.49%	\$ 2,439.44
MGS-S Customer 425	3.43%	\$ 5,779.58	\$ 5,857.42	1.35%	\$ 20,446.58	\$ 20,524.42	0.38%	\$ 2,347.08
MGS-S Customer 426	3.69%	\$ 3,999.43	\$ 4,062.59	1.58%	\$ 11,939.38	\$ 12,002.54	0.53%	\$ 1,776.54
MGS-S Customer 427	3.19%	\$ 7,941.15	\$ 8,041.64	1.27%	\$ 22,073.28	\$ 22,173.77	0.46%	\$ 3,247.71
MGS-S Customer 428	3.48%	\$ 18,790.40	\$ 19,015.89	1.20%	\$ 76,297.02	\$ 76,522.51	0.30%	\$ 6,702.68
MGS-S Customer 429	3.84%	\$ 4,577.82	\$ 4,651.02	1.60%	\$ 12,543.71	\$ 12,616.91	0.58%	\$ 1,978.30
MGS-S Customer 430	3.65%	\$ 5,277.19	\$ 5,354.93	1.47%	\$ 15,393.07	\$ 15,470.81	0.51%	\$ 2,205.65
MGS-S Customer 431	3.93%	\$ 4,969.79	\$ 5,049.61	1.61%	\$ 13,633.72	\$ 13,713.54	0.59%	\$ 2,110.20
MGS-S Customer 432	5.16%	\$ 783.28	\$ 815.75	4.15%	\$ 8,314.51	\$ 8,346.98	0.39%	\$ 662.11
MGS-S Customer 433	3.80%	\$ 6,263.53	\$ 6,361.40	1.56%	\$ 17,484.22	\$ 17,582.09	0.56%	\$ 2,674.99
MGS-S Customer 434	4.02%	\$ 6,483.11	\$ 6,588.58	1.63%	\$ 21,429.37	\$ 21,534.84	0.49%	\$ 2,726.26
MGS-S Customer 435	3.67%	\$ 9,632.62	\$ 9,763.18	1.36%	\$ 24,806.83	\$ 24,937.39	0.53%	\$ 3,685.63
MGS-S Customer 436	3.60%	\$ 6,924.43	\$ 7,023.84	1.44%	\$ 24,496.58	\$ 24,595.99	0.41%	\$ 2,858.80
MGS-S Customer 437	3.23%	\$ 5,726.17	\$ 5,803.56	1.35%	\$ 18,039.22	\$ 18,116.61	0.43%	\$ 2,477.21

Customer	Distribution % Difference	Delivery 8/24 Prices	Delivery 1/25 Prices	Delivery % Difference	Bundled 8/24 Prices	Bundled 1/25 Prices	Bundled % Difference	Distribution 1/25 Prices
MGS-S Customer 438	4.16%	\$ 3,619.35	\$ 3,690.88	1.98%	\$ 10,008.97	\$ 10,080.50	0.71%	\$ 1,790.17
MGS-S Customer 439	4.50%	\$ 5,481.17	\$ 5,580.09	1.80%	\$ 12,963.73	\$ 13,062.65	0.76%	\$ 2,299.33
MGS-S Customer 440	3.95%	\$ 7,759.38	\$ 7,874.06	1.48%	\$ 25,470.25	\$ 25,584.93	0.45%	\$ 3,017.43
MGS-S Customer 441	4.12%	\$ 4,779.77	\$ 4,866.25	1.81%	\$ 12,480.68	\$ 12,567.16	0.69%	\$ 2,184.93
MGS-S Customer 442	3.63%	\$ 4,252.13	\$ 4,322.14	1.65%	\$ 12,081.48	\$ 12,151.49	0.58%	\$ 1,998.18
MGS-S Customer 443	3.95%	\$ 5,766.37	\$ 5,861.13	1.64%	\$ 18,161.69	\$ 18,256.45	0.52%	\$ 2,494.36
MGS-S Customer 444	3.52%	\$ 24,592.02	\$ 24,888.79	1.21%	\$ 81,357.64	\$ 81,654.41	0.36%	\$ 8,726.96
MGS-S Customer 445	4.50%	\$ 4,129.57	\$ 4,209.38	1.93%	\$ 7,897.64	\$ 7,977.45	1.01%	\$ 1,854.56
MGS-S Customer 446	3.72%	\$ 9,313.02	\$ 9,444.40	1.41%	\$ 30,195.85	\$ 30,327.23	0.44%	\$ 3,667.33
MGS-S Customer 447	3.43%	\$ 37,451.50	\$ 37,888.38	1.17%	\$ 106,311.36	\$ 106,748.24	0.41%	\$ 13,167.73
MGS-S Customer 448	3.61%	\$ 8,018.97	\$ 8,132.06	1.41%	\$ 25,172.23	\$ 25,285.32	0.45%	\$ 3,242.72
MGS-S Customer 449	3.40%	\$ 2,779.67	\$ 2,824.48	1.61%	\$ 8,877.24	\$ 8,922.05	0.50%	\$ 1,364.28
MGS-S Customer 450	3.44%	\$ 30,343.45	\$ 30,694.45	1.16%	\$ 113,298.87	\$ 113,649.87	0.31%	\$ 10,540.42
MGS-S Customer 451	3.38%	\$ 29,836.40	\$ 30,174.21	1.13%	\$ 115,918.08	\$ 116,255.89	0.29%	\$ 10,340.39
MGS-S Customer 452	3.39%	\$ 45,792.04	\$ 46,321.16	1.16%	\$ 103,216.39	\$ 103,745.51	0.51%	\$ 16,125.12
MGS-S Customer 453	4.72%	\$ 7,868.81	\$ 8,016.87	1.88%	\$ 12,665.14	\$ 12,813.20	1.17%	\$ 3,285.68
MGS-S Customer 454	4.12%	\$ 5,102.84	\$ 5,193.31	1.77%	\$ 14,374.42	\$ 14,464.89	0.63%	\$ 2,286.31
MGS-S Customer 455	4.18%	\$ 21,516.03	\$ 21,826.03	1.44%	\$ 71,060.76	\$ 71,370.76	0.44%	\$ 7,718.66
MGS-S Customer 456	3.98%	\$ 10,025.26	\$ 10,176.09	1.50%	\$ 28,102.57	\$ 28,253.40	0.54%	\$ 3,937.34
MGS-S Customer 457	3.64%	\$ 30,771.18	\$ 31,141.11	1.20%	\$ 135,642.37	\$ 136,012.30	0.27%	\$ 10,537.94
MGS-S Customer 458	3.44%	\$ 3,844.59	\$ 3,906.82	1.62%	\$ 9,813.72	\$ 9,875.95	0.63%	\$ 1,868.84
MGS-S Customer 459	3.78%	\$ 4,577.61	\$ 4,655.05	1.69%	\$ 10,787.73	\$ 10,865.17	0.72%	\$ 2,123.62
MGS-S Customer 460	3.69%	\$ 10,040.97	\$ 10,174.23	1.33%	\$ 36,289.28	\$ 36,422.54	0.37%	\$ 3,749.22
MGS-S Customer 461	2.67%	\$ 3,252.86	\$ 3,291.17	1.18%	\$ 16,674.84	\$ 16,713.15	0.23%	\$ 1,474.63
MGS-S Customer 462	2.95%	\$ 5,804.64	\$ 5,877.46	1.25%	\$ 12,744.56	\$ 12,817.38	0.57%	\$ 2,541.14
MGS-S Customer 463	3.58%	\$ 6,022.33	\$ 6,112.29	1.49%	\$ 15,817.01	\$ 15,906.97	0.57%	\$ 2,600.00
MGS-S Customer 464	1.46%	\$ 9,765.98	\$ 9,822.36	0.58%	\$ 15,570.57	\$ 15,626.95	0.36%	\$ 3,913.29
MGS-S Customer 465	4.46%	\$ 3,972.22	\$ 4,054.01	2.06%	\$ 10,087.61	\$ 10,169.40	0.81%	\$ 1,916.22
MGS-S Customer 466	3.74%	\$ 11,818.30	\$ 11,975.49	1.33%	\$ 57,930.55	\$ 58,087.74	0.27%	\$ 4,360.39
MGS-S Customer 467	4.56%	\$ 1,940.16	\$ 1,988.04	2.47%	\$ 4,829.32	\$ 4,877.20	0.99%	\$ 1,097.69
MGS-S Customer 468	5.64%	\$ 2,436.12	\$ 2,506.20	2.88%	\$ 18,580.20	\$ 18,650.28	0.38%	\$ 1,312.58
MGS-S Customer 469	3.87%	\$ 8,422.72	\$ 8,542.10	1.42%	\$ 32,109.81	\$ 32,229.19	0.37%	\$ 3,205.42
MGS-S Customer 470	3.89%	\$ 4,475.67	\$ 4,547.71	1.61%	\$ 14,947.25	\$ 15,019.29	0.48%	\$ 1,925.12
MGS-S Customer 471	3.80%	\$ 5,045.96	\$ 5,128.01	1.63%	\$ 17,532.01	\$ 17,614.06	0.47%	\$ 2,242.15
MGS-S Customer 472	3.44%	\$ 20,720.54	\$ 20,964.91	1.18%	\$ 81,908.73	\$ 82,153.10	0.30%	\$ 7,347.39
MGS-S Customer 473	5.28%	\$ 1,031.03	\$ 1,077.78	4.53%	\$ 1,454.49	\$ 1,501.24	3.21%	\$ 932.98
MGS-S Customer 474	3.81%	\$ 8,408.85	\$ 8,530.64	1.45%	\$ 34,769.25	\$ 34,891.04	0.35%	\$ 3,314.42
MGS-S Customer 475	3.14%	\$ 7,650.21	\$ 7,741.06	1.19%	\$ 23,464.30	\$ 23,555.15	0.39%	\$ 2,987.80
MGS-S Customer 476	5.05%	\$ 6,082.54	\$ 6,209.88	2.09%	\$ 13,078.22	\$ 13,205.56	0.97%	\$ 2,648.80
MGS-S Customer 477	3.74%	\$ 6,197.31	\$ 6,292.73	1.54%	\$ 17,885.11	\$ 17,980.53	0.53%	\$ 2,648.29

Internal Use

Customer	Distribution % Difference	Delivery 8/24 Prices	Delivery 1/25 Prices	Delivery % Difference	Bundled 8/24 Prices	Bundled 1/25 Prices	Bundled % Difference	Distribution 1/25 Prices
MGS-S Customer 478	5.16%	\$ 760.50	\$ 792.97	4.27%	\$ 7,175.38	\$ 7,207.85	0.45%	\$ 662.11
MGS-S Customer 479	4.84%	\$ 7,184.27	\$ 7,323.79	1.94%	\$ 15,283.28	\$ 15,422.80	0.91%	\$ 3,024.15
MGS-S Customer 480	3.96%	\$ 6,283.68	\$ 6,379.33	1.52%	\$ 23,300.97	\$ 23,396.62	0.41%	\$ 2,508.54
MGS-S Customer 481	2.68%	\$ 2,975.78	\$ 3,013.34	1.26%	\$ 7,869.01	\$ 7,906.57	0.48%	\$ 1,438.87
MGS-S Customer 482	3.83%	\$ 15,435.29	\$ 15,635.67	1.30%	\$ 69,226.05	\$ 69,426.43	0.29%	\$ 5,432.71
MGS-S Customer 483	3.61%	\$ 4,357.42	\$ 4,423.13	1.51%	\$ 14,547.68	\$ 14,613.39	0.45%	\$ 1,884.87
MGS-S Customer 484	3.87%	\$ 6,612.29	\$ 6,715.33	1.56%	\$ 22,120.15	\$ 22,223.19	0.47%	\$ 2,766.37
MGS-S Customer 485	3.77%	\$ 3,895.51	\$ 3,959.46	1.64%	\$ 9,394.22	\$ 9,458.17	0.68%	\$ 1,758.03
MGS-S Customer 486	4.20%	\$ 8,394.39	\$ 8,525.91	1.57%	\$ 22,808.75	\$ 22,940.27	0.58%	\$ 3,263.65
MGS-S Customer 487	4.10%	\$ 5,895.04	\$ 5,991.62	1.64%	\$ 12,059.68	\$ 12,156.26	0.80%	\$ 2,451.00
MGS-S Customer 488	3.61%	\$ 6,384.70	\$ 6,479.51	1.48%	\$ 16,981.40	\$ 17,076.21	0.56%	\$ 2,720.55
MGS-S Customer 489	5.18%	\$ 25,513.35	\$ 25,974.15	1.81%	\$ 44,362.28	\$ 44,823.08	1.04%	\$ 9,348.59
MGS-S Customer 490	2.86%	\$ 8,243.47	\$ 8,342.04	1.20%	\$ 17,850.76	\$ 17,949.33	0.55%	\$ 3,540.71
MGS-S Customer 491	3.87%	\$ 4,890.60	\$ 4,967.09	1.56%	\$ 17,668.71	\$ 17,745.20	0.43%	\$ 2,053.14
MGS-S Customer 492	3.48%	\$ 11,258.50	\$ 11,407.10	1.32%	\$ 20,792.66	\$ 20,941.26	0.71%	\$ 4,422.84
MGS-S Customer 493	3.58%	\$ 2,725.31	\$ 2,777.11	1.90%	\$ 6,169.56	\$ 6,221.36	0.84%	\$ 1,497.83
MGS-S Customer 494	5.91%	\$ 3,000.55	\$ 3,081.65	2.70%	\$ 8,412.88	\$ 8,493.98	0.96%	\$ 1,453.43
MGS-S Customer 495	3.72%	\$ 3,956.17	\$ 4,019.25	1.59%	\$ 12,300.39	\$ 12,363.47	0.51%	\$ 1,758.74
MGS-S Customer 496	4.21%	\$ 13,794.41	\$ 14,005.35	1.53%	\$ 36,701.76	\$ 36,912.70	0.57%	\$ 5,218.10
MGS-S Customer 497	3.57%	\$ 5,538.87	\$ 5,621.81	1.50%	\$ 18,510.08	\$ 18,593.02	0.45%	\$ 2,409.13
MGS-S Customer 498	3.73%	\$ 5,645.84	\$ 5,733.75	1.56%	\$ 19,206.65	\$ 19,294.56	0.46%	\$ 2,443.02
MGS-S Customer 499	3.59%	\$ 6,391.69	\$ 6,484.86	1.46%	\$ 22,170.82	\$ 22,263.99	0.42%	\$ 2,686.09
MGS-S Customer 500	3.69%	\$ 25,256.05	\$ 25,573.76	1.26%	\$ 88,183.34	\$ 88,501.05	0.36%	\$ 8,917.49
MGS-S Customer 501	2.90%	\$ 16,253.46	\$ 16,422.60	1.04%	\$ 67,249.33	\$ 67,418.47	0.25%	\$ 6,011.33
MGS-S Customer 502	3.54%	\$ 7,833.39	\$ 7,943.49	1.41%	\$ 19,193.14	\$ 19,303.24	0.57%	\$ 3,218.78
MGS-S Customer 503	4.03%	\$ 9,495.16	\$ 9,643.57	1.56%	\$ 17,009.14	\$ 17,157.55	0.87%	\$ 3,828.17
MGS-S Customer 504	3.74%	\$ 4,044.15	\$ 4,109.08	1.61%	\$ 11,040.86	\$ 11,105.79	0.59%	\$ 1,799.02
MGS-S Customer 505	3.74%	\$ 5,313.68	\$ 5,394.64	1.52%	\$ 11,698.96	\$ 11,779.92	0.69%	\$ 2,245.24
MGS-S Customer 506	3.87%	\$ 3,523.56	\$ 3,584.10	1.72%	\$ 9,823.83	\$ 9,884.37	0.62%	\$ 1,623.20
MGS-S Customer 507	5.03%	\$ 2,534.43	\$ 2,596.14	2.43%	\$ 8,021.37	\$ 8,083.08	0.77%	\$ 1,287.65
MGS-S Customer 508	5.22%	\$ 933.80	\$ 978.32	4.77%	\$ 1,666.69	\$ 1,711.21	2.67%	\$ 896.73
MGS-S Customer 509	3.66%	\$ 10,826.38	\$ 10,974.87	1.37%	\$ 30,072.61	\$ 30,221.10	0.49%	\$ 4,205.20
MGS-S Customer 510	3.95%	\$ 30,600.36	\$ 31,002.75	1.31%	\$ 121,554.24	\$ 121,956.63	0.33%	\$ 10,584.20
MGS-S Customer 511	3.19%	\$ 11,040.85	\$ 11,167.93	1.15%	\$ 34,559.17	\$ 34,686.25	0.37%	\$ 4,112.33
MGS-S Customer 512	5.16%	\$ 793.84	\$ 826.31	4.09%	\$ 8,842.80	\$ 8,875.27	0.37%	\$ 662.11
MGS-S Customer 513	3.80%	\$ 15,028.65	\$ 15,227.96	1.33%	\$ 47,497.81	\$ 47,697.12	0.42%	\$ 5,442.26
MGS-S Customer 514	3.61%	\$ 3,229.57	\$ 3,288.22	1.82%	\$ 5,131.60	\$ 5,190.25	1.14%	\$ 1,684.33
MGS-S Customer 515	-0.26%	\$ 26,682.86	\$ 26,658.93	-0.09%	\$ 107,170.19	\$ 107,146.26	-0.02%	\$ 9,210.59
MGS-S Customer 516	3.67%	\$ 7,108.56	\$ 7,206.45	1.38%	\$ 28,438.16	\$ 28,536.05	0.34%	\$ 2,763.48
MGS-S Customer 517	3.58%	\$ 7,948.69	\$ 8,059.77	1.40%	\$ 25,920.08	\$ 26,031.16	0.43%	\$ 3,212.24

Internal Use

Customer	Distribution % Difference	Delivery 8/24 Prices	Delivery 1/25 Prices	Delivery % Difference	Bundled 8/24 Prices	Bundled 1/25 Prices	Bundled % Difference	Distribution 1/25 Prices
MGS-S Customer 518	5.06%	\$ 3,907.30	\$ 3,990.76	2.14%	\$ 14,104.76	\$ 14,188.22	0.59%	\$ 1,733.34
MGS-S Customer 519	3.69%	\$ 5,047.00	\$ 5,121.72	1.48%	\$ 18,864.33	\$ 18,939.05	0.40%	\$ 2,099.42
MGS-S Customer 520	3.40%	\$ 4,854.14	\$ 4,927.42	1.51%	\$ 9,223.58	\$ 9,296.86	0.79%	\$ 2,231.15
MGS-S Customer 521	4.06%	\$ 5,545.26	\$ 5,639.95	1.71%	\$ 16,537.42	\$ 16,632.11	0.57%	\$ 2,427.89
MGS-S Customer 522	5.33%	\$ 914.25	\$ 952.45	4.18%	\$ 1,804.25	\$ 1,842.45	2.12%	\$ 755.39
MGS-S Customer 523	3.38%	\$ 6,026.45	\$ 6,111.72	1.41%	\$ 14,515.90	\$ 14,601.17	0.59%	\$ 2,609.57
MGS-S Customer 524	2.28%	\$ 7,577.80	\$ 7,647.49	0.92%	\$ 18,807.63	\$ 18,877.32	0.37%	\$ 3,122.47
MGS-S Customer 525	3.39%	\$ 16,033.53	\$ 16,229.00	1.22%	\$ 42,734.66	\$ 42,930.13	0.46%	\$ 5,961.09
MGS-S Customer 526	3.76%	\$ 10,124.54	\$ 10,270.25	1.44%	\$ 20,879.04	\$ 21,024.75	0.70%	\$ 4,022.06
MGS-S Customer 527	3.13%	\$ 7,531.95	\$ 7,622.55	1.20%	\$ 17,719.70	\$ 17,810.30	0.51%	\$ 2,986.54
MGS-S Customer 528	3.79%	\$ 5,271.08	\$ 5,351.97	1.53%	\$ 13,443.10	\$ 13,523.99	0.60%	\$ 2,217.93
MGS-S Customer 529	4.40%	\$ 2,652.44	\$ 2,714.38	2.34%	\$ 6,778.50	\$ 6,840.44	0.91%	\$ 1,470.12
MGS-S Customer 530	3.66%	\$ 4,941.07	\$ 5,020.15	1.60%	\$ 12,837.37	\$ 12,916.45	0.62%	\$ 2,237.61
MGS-S Customer 531	4.87%	\$ 5,805.40	\$ 5,923.67	2.04%	\$ 13,648.46	\$ 13,766.73	0.87%	\$ 2,545.13
MGS-S Customer 532	3.65%	\$ 4,809.47	\$ 4,882.36	1.52%	\$ 10,748.10	\$ 10,820.99	0.68%	\$ 2,072.50
MGS-S Customer 533	3.66%	\$ 9,459.86	\$ 9,589.75	1.37%	\$ 35,603.39	\$ 35,733.28	0.36%	\$ 3,680.64
MGS-S Customer 534	3.44%	\$ 10,730.70	\$ 10,866.83	1.27%	\$ 41,417.35	\$ 41,553.48	0.33%	\$ 4,088.83
MGS-S Customer 535	3.84%	\$ 7,578.57	\$ 7,693.79	1.52%	\$ 21,020.32	\$ 21,135.54	0.55%	\$ 3,117.27
MGS-S Customer 536	4.48%	\$ 9,147.89	\$ 9,303.45	1.70%	\$ 27,786.58	\$ 27,942.14	0.56%	\$ 3,631.49
MGS-S Customer 537	3.43%	\$ 10,454.60	\$ 10,587.51	1.27%	\$ 38,532.04	\$ 38,664.95	0.34%	\$ 4,011.16
MGS-S Customer 538	3.78%	\$ 8,268.11	\$ 8,387.88	1.45%	\$ 31,637.32	\$ 31,757.09	0.38%	\$ 3,286.44
MGS-S Customer 539	3.63%	\$ 9,467.78	\$ 9,597.14	1.37%	\$ 33,778.52	\$ 33,907.88	0.38%	\$ 3,696.17
MGS-S Customer 540	3.47%	\$ 10,101.03	\$ 10,231.05	1.29%	\$ 39,178.85	\$ 39,308.87	0.33%	\$ 3,881.39
MGS-S Customer 541	3.74%	\$ 8,941.29	\$ 9,068.34	1.42%	\$ 31,771.17	\$ 31,898.22	0.40%	\$ 3,524.30
MGS-S Customer 542	3.37%	\$ 11,460.20	\$ 11,601.85	1.24%	\$ 42,599.33	\$ 42,740.98	0.33%	\$ 4,338.76
MGS-S Customer 543	3.53%	\$ 11,236.79	\$ 11,379.53	1.27%	\$ 52,618.52	\$ 52,761.26	0.27%	\$ 4,189.71
MGS-S Customer 544	3.00%	\$ 11,346.83	\$ 11,470.20	1.09%	\$ 50,763.22	\$ 50,886.59	0.24%	\$ 4,237.25
MGS-S Customer 545	3.57%	\$ 9,429.81	\$ 9,557.00	1.35%	\$ 33,109.81	\$ 33,237.00	0.38%	\$ 3,687.02
MGS-S Customer 546	3.73%	\$ 7,136.13	\$ 7,241.29	1.47%	\$ 26,197.25	\$ 26,302.41	0.40%	\$ 2,922.68
MGS-S Customer 547	3.59%	\$ 10,666.33	\$ 10,808.18	1.33%	\$ 38,345.56	\$ 38,487.41	0.37%	\$ 4,089.06
MGS-S Customer 548	3.54%	\$ 10,473.71	\$ 10,610.77	1.31%	\$ 39,722.01	\$ 39,859.07	0.35%	\$ 4,010.44
MGS-S Customer 549	3.42%	\$ 9,552.38	\$ 9,674.07	1.27%	\$ 40,424.48	\$ 40,546.17	0.30%	\$ 3,677.46
MGS-S Customer 550	3.39%	\$ 11,860.90	\$ 12,005.87	1.22%	\$ 50,774.53	\$ 50,919.50	0.29%	\$ 4,423.09
MGS-S Customer 551	3.45%	\$ 13,057.38	\$ 13,217.47	1.23%	\$ 57,272.85	\$ 57,432.94	0.28%	\$ 4,802.23
MGS-S Customer 552	3.69%	\$ 7,111.35	\$ 7,215.14	1.46%	\$ 26,180.93	\$ 26,284.72	0.40%	\$ 2,913.76
MGS-S Customer 553	3.43%	\$ 14,349.50	\$ 14,523.18	1.21%	\$ 61,371.28	\$ 61,544.96	0.28%	\$ 5,231.64
MGS-S Customer 554	3.83%	\$ 10,272.31	\$ 10,417.01	1.41%	\$ 42,516.83	\$ 42,661.53	0.34%	\$ 3,921.49
MGS-S Customer 555	3.68%	\$ 8,627.92	\$ 8,748.24	1.39%	\$ 34,351.30	\$ 34,471.62	0.35%	\$ 3,394.22
MGS-S Customer 556	3.62%	\$ 9,810.66	\$ 9,943.77	1.36%	\$ 34,922.04	\$ 35,055.15	0.38%	\$ 3,809.76
MGS-S Customer 557	5.42%	\$ 1,381.37	\$ 1,435.50	3.92%	\$ 2,149.22	\$ 2,203.35	2.52%	\$ 1,053.16

Customer	Distribution % Difference	Delivery 8/24 Prices	Delivery 1/25 Prices	Delivery % Difference	Bundled 8/24 Prices	Bundled 1/25 Prices	Bundled % Difference	Distribution 1/25 Prices
MGS-S Customer 558	3.49%	\$ 10,086.67	\$ 10,217.05	1.29%	\$ 40,270.56	\$ 40,400.94	0.32%	\$ 3,868.72
MGS-S Customer 559	3.42%	\$ 10,738.88	\$ 10,873.25	1.25%	\$ 44,716.32	\$ 44,850.69	0.30%	\$ 4,068.09
MGS-S Customer 560	3.65%	\$ 10,079.04	\$ 10,216.38	1.36%	\$ 36,099.16	\$ 36,236.50	0.38%	\$ 3,896.96
MGS-S Customer 561	3.56%	\$ 11,181.10	\$ 11,327.25	1.31%	\$ 40,677.12	\$ 40,823.27	0.36%	\$ 4,254.96
MGS-S Customer 562	3.36%	\$ 8,205.01	\$ 8,311.21	1.29%	\$ 31,423.27	\$ 31,529.47	0.34%	\$ 3,262.70
MGS-S Customer 563	3.31%	\$ 14,464.20	\$ 14,631.71	1.16%	\$ 67,674.50	\$ 67,842.01	0.25%	\$ 5,226.28
MGS-S Customer 564	3.49%	\$ 11,000.23	\$ 11,139.08	1.26%	\$ 51,540.98	\$ 51,679.83	0.27%	\$ 4,113.09
MGS-S Customer 565	3.60%	\$ 7,547.25	\$ 7,654.02	1.41%	\$ 26,071.68	\$ 26,178.45	0.41%	\$ 3,068.78
MGS-S Customer 566	3.59%	\$ 9,874.21	\$ 10,004.70	1.32%	\$ 44,449.14	\$ 44,579.63	0.29%	\$ 3,764.46
MGS-S Customer 567	3.43%	\$ 11,335.91	\$ 11,476.12	1.24%	\$ 52,370.28	\$ 52,510.49	0.27%	\$ 4,225.82
MGS-S Customer 568	3.35%	\$ 9,908.16	\$ 10,031.01	1.24%	\$ 41,591.99	\$ 41,714.84	0.30%	\$ 3,794.85
MGS-S Customer 569	3.91%	\$ 3,820.89	\$ 3,891.28	1.84%	\$ 8,949.04	\$ 9,019.43	0.79%	\$ 1,868.39
MGS-S Customer 570	3.75%	\$ 7,749.53	\$ 7,862.24	1.45%	\$ 29,433.00	\$ 29,545.71	0.38%	\$ 3,117.69
MGS-S Customer 571	3.45%	\$ 10,798.67	\$ 10,935.80	1.27%	\$ 41,512.74	\$ 41,649.87	0.33%	\$ 4,112.33
MGS-S Customer 572	3.74%	\$ 9,400.04	\$ 9,531.60	1.40%	\$ 36,548.74	\$ 36,680.30	0.36%	\$ 3,653.28
MGS-S Customer 573	3.57%	\$ 10,056.14	\$ 10,190.11	1.33%	\$ 36,176.81	\$ 36,310.78	0.37%	\$ 3,887.60
MGS-S Customer 574	3.11%	\$ 10,050.35	\$ 10,166.69	1.16%	\$ 39,301.85	\$ 39,418.19	0.30%	\$ 3,859.63
MGS-S Customer 575	3.63%	\$ 10,146.62	\$ 10,283.56	1.35%	\$ 38,314.90	\$ 38,451.84	0.36%	\$ 3,905.08
MGS-S Customer 576	3.53%	\$ 8,759.56	\$ 8,877.69	1.35%	\$ 31,168.95	\$ 31,287.08	0.38%	\$ 3,462.53
MGS-S Customer 577	3.58%	\$ 9,480.08	\$ 9,607.20	1.34%	\$ 37,131.89	\$ 37,259.01	0.34%	\$ 3,676.39
MGS-S Customer 578	4.36%	\$ 2,620.58	\$ 2,682.45	2.36%	\$ 3,754.08	\$ 3,815.95	1.65%	\$ 1,480.19
MGS-S Customer 579	3.68%	\$ 8,957.82	\$ 9,083.14	1.40%	\$ 31,787.70	\$ 31,913.02	0.39%	\$ 3,529.62
MGS-S Customer 580	3.76%	\$ 8,025.72	\$ 8,142.38	1.45%	\$ 29,141.65	\$ 29,258.31	0.40%	\$ 3,217.93
MGS-S Customer 581	3.45%	\$ 9,922.04	\$ 10,050.75	1.30%	\$ 33,195.72	\$ 33,324.43	0.39%	\$ 3,860.18
MGS-S Customer 582	3.63%	\$ 10,659.03	\$ 10,799.86	1.32%	\$ 47,846.14	\$ 47,986.97	0.29%	\$ 4,019.34
MGS-S Customer 583	3.47%	\$ 11,337.53	\$ 11,480.84	1.26%	\$ 45,721.75	\$ 45,865.06	0.31%	\$ 4,273.91
MGS-S Customer 584	3.57%	\$ 8,718.15	\$ 8,837.49	1.37%	\$ 29,445.58	\$ 29,564.92	0.41%	\$ 3,460.35
MGS-S Customer 585	3.78%	\$ 7,516.70	\$ 7,623.86	1.43%	\$ 23,852.06	\$ 23,959.22	0.45%	\$ 2,941.65
MGS-S Customer 586	4.03%	\$ 7,409.71	\$ 7,525.65	1.56%	\$ 11,500.69	\$ 11,616.63	1.01%	\$ 2,992.91
MGS-S Customer 587	4.00%	\$ 3,678.94	\$ 3,743.42	1.75%	\$ 10,283.38	\$ 10,347.86	0.63%	\$ 1,675.58
MGS-S Customer 588	3.66%	\$ 11,564.65	\$ 11,719.45	1.34%	\$ 41,294.80	\$ 41,449.60	0.37%	\$ 4,387.67
MGS-S Customer 589	4.41%	\$ 4,460.17	\$ 4,547.35	1.95%	\$ 13,501.17	\$ 13,588.35	0.65%	\$ 2,065.29
MGS-S Customer 590	3.78%	\$ 11,185.99	\$ 11,341.21	1.39%	\$ 39,761.05	\$ 39,916.27	0.39%	\$ 4,265.15
MGS-S Customer 591	3.67%	\$ 8,901.06	\$ 9,027.20	1.42%	\$ 24,400.01	\$ 24,526.15	0.52%	\$ 3,561.84
MGS-S Customer 592	5.95%	\$ 3,272.91	\$ 3,360.07	2.66%	\$ 8,215.04	\$ 8,302.20	1.06%	\$ 1,552.13
MGS-S Customer 593	4.09%	\$ 5,227.30	\$ 5,318.55	1.75%	\$ 15,717.39	\$ 15,808.64	0.58%	\$ 2,320.87
MGS-S Customer 594	4.01%	\$ 2,527.89	\$ 2,577.39	1.96%	\$ 7,877.71	\$ 7,927.21	0.63%	\$ 1,283.65
MGS-S Customer 595	4.96%	\$ 7,163.03	\$ 7,297.41	1.88%	\$ 20,988.13	\$ 21,122.51	0.64%	\$ 2,843.26
MGS-S Customer 596	3.65%	\$ 6,679.68	\$ 6,778.03	1.47%	\$ 21,268.86	\$ 21,367.21	0.46%	\$ 2,795.06
MGS-S Customer 597	3.82%	\$ 7,231.33	\$ 7,335.65	1.44%	\$ 24,565.81	\$ 24,670.13	0.42%	\$ 2,835.45

Customer	Distribution % Difference	Delivery 8/24 Prices	Delivery 1/25 Prices	Delivery % Difference	Bundled 8/24 Prices	Bundled 1/25 Prices	Bundled % Difference	Distribution 1/25 Prices
MGS-S Customer 598	4.72%	\$ 1,866.18	\$ 1,920.53	2.91%	\$ 4,664.61	\$ 4,718.96	1.17%	\$ 1,206.30
MGS-S Customer 599	5.43%	\$ 3,180.67	\$ 3,257.81	2.43%	\$ 11,052.98	\$ 11,130.12	0.70%	\$ 1,497.42
MGS-S Customer 600	3.38%	\$ 36,748.36	\$ 37,168.44	1.14%	\$ 118,542.86	\$ 118,962.94	0.35%	\$ 12,859.59
MGS-S Customer 601	3.74%	\$ 7,643.45	\$ 7,756.59	1.48%	\$ 21,044.29	\$ 21,157.43	0.54%	\$ 3,139.50
MGS-S Customer 602	2.56%	\$ 14,475.66	\$ 14,609.43	0.92%	\$ 47,712.68	\$ 47,846.45	0.28%	\$ 5,363.44
MGS-S Customer 603	3.73%	\$ 3,470.52	\$ 3,528.27	1.66%	\$ 9,692.52	\$ 9,750.27	0.60%	\$ 1,604.82
MGS-S Customer 604	3.80%	\$ 8,209.34	\$ 8,331.06	1.48%	\$ 22,734.54	\$ 22,856.26	0.54%	\$ 3,328.88
MGS-S Customer 605	4.03%	\$ 5,290.04	\$ 5,381.05	1.72%	\$ 14,653.95	\$ 14,744.96	0.62%	\$ 2,350.41
MGS-S Customer 606	5.16%	\$ 860.12	\$ 892.58	3.77%	\$ 12,157.83	\$ 12,190.29	0.27%	\$ 662.11
MGS-S Customer 607	3.70%	\$ 7,112.33	\$ 7,219.32	1.50%	\$ 14,448.06	\$ 14,555.05	0.74%	\$ 2,997.46
MGS-S Customer 608	3.94%	\$ 3,687.14	\$ 3,756.27	1.87%	\$ 8,416.74	\$ 8,485.87	0.82%	\$ 1,824.74
MGS-S Customer 609	3.92%	\$ 5,149.27	\$ 5,236.16	1.69%	\$ 14,166.96	\$ 14,253.85	0.61%	\$ 2,303.33
MGS-S Customer 610	3.88%	\$ 4,503.12	\$ 4,581.53	1.74%	\$ 10,411.35	\$ 10,489.76	0.75%	\$ 2,100.24
MGS-S Customer 611	5.14%	\$ 11,879.45	\$ 12,104.46	1.89%	\$ 28,347.70	\$ 28,572.71	0.79%	\$ 4,605.37
MGS-S Customer 612	3.94%	\$ 4,762.02	\$ 4,845.50	1.75%	\$ 9,297.14	\$ 9,380.62	0.90%	\$ 2,200.44
MGS-S Customer 613	3.86%	\$ 13,191.47	\$ 13,374.77	1.39%	\$ 46,816.18	\$ 46,999.48	0.39%	\$ 4,928.29
MGS-S Customer 614	5.96%	\$ 6,839.87	\$ 6,997.65	2.31%	\$ 29,450.36	\$ 29,608.14	0.54%	\$ 2,807.07
MGS-S Customer 615	3.64%	\$ 4,744.39	\$ 4,815.58	1.50%	\$ 13,570.80	\$ 13,641.99	0.52%	\$ 2,029.31
MGS-S Customer 616	5.18%	\$ 831.58	\$ 874.20	5.13%	\$ 877.29	\$ 919.91	4.86%	\$ 865.85
MGS-S Customer 617	3.94%	\$ 11,582.07	\$ 11,740.87	1.37%	\$ 51,494.14	\$ 51,652.94	0.31%	\$ 4,190.77
MGS-S Customer 618	3.97%	\$ 4,943.18	\$ 5,027.32	1.70%	\$ 18,165.77	\$ 18,249.91	0.46%	\$ 2,201.94
MGS-S Customer 619	3.72%	\$ 17,720.75	\$ 17,952.15	1.31%	\$ 57,964.41	\$ 58,195.81	0.40%	\$ 6,456.25
MGS-S Customer 620	5.59%	\$ 2,000.84	\$ 2,068.14	3.36%	\$ 2,700.13	\$ 2,767.43	2.49%	\$ 1,271.48
MGS-S Customer 621	2.42%	\$ 5,304.50	\$ 5,357.94	1.01%	\$ 27,116.52	\$ 27,169.96	0.20%	\$ 2,259.38
MGS-S Customer 622	5.17%	\$ 839.67	\$ 882.05	5.05%	\$ 1,823.48	\$ 1,865.86	2.32%	\$ 861.98
MGS-S Customer 623	3.61%	\$ 4,143.31	\$ 4,212.48	1.67%	\$ 8,509.90	\$ 8,579.07	0.81%	\$ 1,984.81
MGS-S Customer 624	3.37%	\$ 7,899.49	\$ 8,003.14	1.31%	\$ 28,147.01	\$ 28,250.66	0.37%	\$ 3,177.57
MGS-S Customer 625	3.08%	\$ 9,311.69	\$ 9,421.23	1.18%	\$ 29,412.95	\$ 29,522.49	0.37%	\$ 3,667.52
MGS-S Customer 626	3.73%	\$ 5,837.50	\$ 5,927.15	1.54%	\$ 22,015.86	\$ 22,105.51	0.41%	\$ 2,491.14
MGS-S Customer 627	5.76%	\$ 2,790.95	\$ 2,873.22	2.95%	\$ 8,558.98	\$ 8,641.25	0.96%	\$ 1,510.90
MGS-S Customer 628	3.92%	\$ 3,987.54	\$ 4,054.29	1.67%	\$ 12,148.02	\$ 12,214.77	0.55%	\$ 1,771.68
MGS-S Customer 629	2.70%	\$ 8,116.26	\$ 8,210.09	1.16%	\$ 17,810.39	\$ 17,904.22	0.53%	\$ 3,571.38
MGS-S Customer 630	3.70%	\$ 5,566.80	\$ 5,652.52	1.54%	\$ 20,978.68	\$ 21,064.40	0.41%	\$ 2,402.20
MGS-S Customer 631	3.00%	\$ 7,015.13	\$ 7,100.62	1.22%	\$ 17,742.20	\$ 17,827.69	0.48%	\$ 2,935.24
MGS-S Customer 632	3.59%	\$ 63,759.09	\$ 64,511.41	1.18%	\$ 208,371.19	\$ 209,123.51	0.36%	\$ 21,733.26
MGS-S Customer 633	4.01%	\$ 8,686.79	\$ 8,815.38	1.48%	\$ 27,246.41	\$ 27,375.00	0.47%	\$ 3,334.76
MGS-S Customer 634	3.17%	\$ 9,038.04	\$ 9,149.75	1.24%	\$ 20,971.74	\$ 21,083.45	0.53%	\$ 3,631.05
MGS-S Customer 635	3.84%	\$ 10,154.66	\$ 10,299.05	1.42%	\$ 38,811.99	\$ 38,956.38	0.37%	\$ 3,906.06
MGS-S Customer 636	2.25%	\$ 12,657.51	\$ 12,763.11	0.83%	\$ 36,726.01	\$ 36,831.61	0.29%	\$ 4,804.61
MGS-S Customer 637	5.31%	\$ 1,042.05	\$ 1,079.60	3.60%	\$ 9,685.41	\$ 9,722.96	0.39%	\$ 744.75

Internal Use

Customer	Distribution % Difference	Delivery 8/24 Prices	Delivery 1/25 Prices	Delivery % Difference	Bundled 8/24 Prices	Bundled 1/25 Prices	Bundled % Difference	Distribution 1/25 Prices
MGS-S Customer 638	3.82%	\$ 6,103.14	\$ 6,201.00	1.60%	\$ 11,759.19	\$ 11,857.05	0.83%	\$ 2,658.81
MGS-S Customer 639	4.25%	\$ 9,457.89	\$ 9,608.41	1.59%	\$ 34,894.12	\$ 35,044.64	0.43%	\$ 3,689.53
MGS-S Customer 640	3.57%	\$ 4,403.54	\$ 4,474.79	1.62%	\$ 10,087.59	\$ 10,158.84	0.71%	\$ 2,065.85
MGS-S Customer 641	3.39%	\$ 10,105.73	\$ 10,233.83	1.27%	\$ 36,093.86	\$ 36,221.96	0.35%	\$ 3,904.35
MGS-S Customer 642	3.52%	\$ 21,864.08	\$ 22,127.85	1.21%	\$ 81,797.66	\$ 82,061.43	0.32%	\$ 7,755.39
MGS-S Customer 643	3.84%	\$ 14,621.09	\$ 14,820.19	1.36%	\$ 53,425.03	\$ 53,624.13	0.37%	\$ 5,388.95
MGS-S Customer 644	3.56%	\$ 10,265.27	\$ 10,397.49	1.29%	\$ 33,289.06	\$ 33,421.28	0.40%	\$ 3,849.15
MGS-S Customer 645	3.27%	\$ 10,226.75	\$ 10,352.20	1.23%	\$ 34,404.94	\$ 34,530.39	0.36%	\$ 3,958.30
MGS-S Customer 646	3.48%	\$ 8,782.54	\$ 8,895.06	1.28%	\$ 30,004.39	\$ 30,116.91	0.38%	\$ 3,345.50
MGS-S Customer 647	1.08%	\$ 7,116.39	\$ 7,145.18	0.40%	\$ 37,868.97	\$ 37,897.76	0.08%	\$ 2,684.47
MGS-S Customer 648	3.46%	\$ 3,497.95	\$ 3,556.96	1.69%	\$ 7,363.83	\$ 7,422.84	0.80%	\$ 1,763.25
MGS-S Customer 649	3.02%	\$ 9,215.13	\$ 9,322.66	1.17%	\$ 23,941.43	\$ 24,048.96	0.45%	\$ 3,671.60
MGS-S Customer 650	4.13%	\$ 23,143.15	\$ 23,478.34	1.45%	\$ 49,282.11	\$ 49,617.30	0.68%	\$ 8,450.94
MGS-S Customer 651	4.00%	\$ 3,657.79	\$ 3,727.83	1.91%	\$ 7,456.94	\$ 7,526.98	0.94%	\$ 1,821.36
MGS-S Customer 652	3.09%	\$ 3,937.17	\$ 3,993.90	1.44%	\$ 10,977.75	\$ 11,034.48	0.52%	\$ 1,892.04
MGS-S Customer 653	3.52%	\$ 4,201.03	\$ 4,263.65	1.49%	\$ 12,953.74	\$ 13,016.36	0.48%	\$ 1,840.31
MGS-S Customer 654	4.03%	\$ 4,602.15	\$ 4,677.99	1.65%	\$ 16,906.40	\$ 16,982.24	0.45%	\$ 1,956.73
MGS-S Customer 655	4.11%	\$ 8,630.57	\$ 8,765.27	1.56%	\$ 32,653.36	\$ 32,788.06	0.41%	\$ 3,410.30
MGS-S Customer 656	3.47%	\$ 5,200.54	\$ 5,278.35	1.50%	\$ 13,765.74	\$ 13,843.55	0.57%	\$ 2,322.21
MGS-S Customer 657	3.42%	\$ 7,896.21	\$ 8,001.89	1.34%	\$ 25,972.72	\$ 26,078.40	0.41%	\$ 3,192.18
MGS-S Customer 658	2.81%	\$ 25,346.94	\$ 25,590.31	0.96%	\$ 92,933.90	\$ 93,177.27	0.26%	\$ 8,899.54
MGS-S Customer 659	3.79%	\$ 5,596.79	\$ 5,680.18	1.49%	\$ 20,834.54	\$ 20,917.93	0.40%	\$ 2,281.18
MGS-S Customer 660	3.79%	\$ 8,527.36	\$ 8,645.26	1.38%	\$ 33,425.07	\$ 33,542.97	0.35%	\$ 3,232.69
MGS-S Customer 661	2.42%	\$ 12,180.73	\$ 12,285.78	0.86%	\$ 44,730.79	\$ 44,835.84	0.23%	\$ 4,437.40
MGS-S Customer 662	3.68%	\$ 8,105.15	\$ 8,215.00	1.36%	\$ 31,895.76	\$ 32,005.61	0.34%	\$ 3,092.92
MGS-S Customer 663	5.33%	\$ 1,148.96	\$ 1,198.24	4.29%	\$ 1,600.87	\$ 1,650.15	3.08%	\$ 974.06
MGS-S Customer 664	3.60%	\$ 5,521.48	\$ 5,604.92	1.51%	\$ 18,517.37	\$ 18,600.81	0.45%	\$ 2,403.06
MGS-S Customer 665	5.17%	\$ 860.48	\$ 902.86	4.93%	\$ 2,864.21	\$ 2,906.59	1.48%	\$ 861.98
MGS-S Customer 666	4.03%	\$ 2,947.49	\$ 3,008.19	2.06%	\$ 8,007.09	\$ 8,067.79	0.76%	\$ 1,565.15
MGS-S Customer 667	3.47%	\$ 6,623.51	\$ 6,716.35	1.40%	\$ 21,870.85	\$ 21,963.69	0.42%	\$ 2,769.81
MGS-S Customer 668	2.82%	\$ 8,880.71	\$ 8,977.30	1.09%	\$ 27,459.98	\$ 27,556.57	0.35%	\$ 3,526.56
MGS-S Customer 669	4.65%	\$ 3,913.40	\$ 3,998.28	2.17%	\$ 8,374.25	\$ 8,459.13	1.01%	\$ 1,908.25
MGS-S Customer 670	5.17%	\$ 819.75	\$ 862.14	5.17%	\$ 827.18	\$ 869.57	5.12%	\$ 861.98
MGS-S Customer 671	3.37%	\$ 6,947.54	\$ 7,041.59	1.35%	\$ 22,016.63	\$ 22,110.68	0.43%	\$ 2,883.22
MGS-S Customer 672	3.52%	\$ 8,185.36	\$ 8,297.09	1.36%	\$ 27,292.53	\$ 27,404.26	0.41%	\$ 3,286.11
MGS-S Customer 673	5.15%	\$ 772.34	\$ 805.48	4.29%	\$ 5,662.82	\$ 5,695.96	0.59%	\$ 677.08
MGS-S Customer 674	3.89%	\$ 43,115.06	\$ 43,668.96	1.28%	\$ 155,331.12	\$ 155,885.02	0.36%	\$ 14,789.25
MGS-S Customer 675	4.08%	\$ 4,779.42	\$ 4,865.41	1.80%	\$ 11,000.28	\$ 11,086.27	0.78%	\$ 2,195.13
MGS-S Customer 676	5.17%	\$ 977.70	\$ 1,020.08	4.33%	\$ 8,727.40	\$ 8,769.78	0.49%	\$ 861.98
MGS-S Customer 677	3.89%	\$ 3,964.45	\$ 4,031.02	1.68%	\$ 10,257.52	\$ 10,324.09	0.65%	\$ 1,776.82

Internal Use

Customer	Distribution % Difference	Delivery 8/24 Prices	Delivery 1/25 Prices	Delivery % Difference	Bundled 8/24 Prices	Bundled 1/25 Prices	Bundled % Difference	Distribution 1/25 Prices
MGS-S Customer 678	3.79%	\$ 5,937.01	\$ 6,024.76	1.48%	\$ 20,307.38	\$ 20,395.13	0.43%	\$ 2,405.73
MGS-S Customer 679	6.27%	\$ 11,272.44	\$ 11,529.28	2.28%	\$ 35,012.32	\$ 35,269.16	0.73%	\$ 4,351.63
MGS-S Customer 680	5.78%	\$ 2,368.71	\$ 2,434.89	2.79%	\$ 10,796.80	\$ 10,862.98	0.61%	\$ 1,210.71
MGS-S Customer 681	3.65%	\$ 8,816.75	\$ 8,939.78	1.40%	\$ 29,533.21	\$ 29,656.24	0.42%	\$ 3,495.29
MGS-S Customer 682	4.17%	\$ 19,666.89	\$ 19,949.03	1.43%	\$ 71,953.94	\$ 72,236.08	0.39%	\$ 7,054.66
MGS-S Customer 683	1.64%	\$ 49,308.48	\$ 49,610.30	0.61%	\$ 87,426.84	\$ 87,728.66	0.35%	\$ 18,760.79
MGS-S Customer 684	4.38%	\$ 5,828.84	\$ 5,928.34	1.71%	\$ 19,915.26	\$ 20,014.76	0.50%	\$ 2,372.99
MGS-S Customer 685	4.13%	\$ 22,034.73	\$ 22,343.99	1.40%	\$ 84,870.61	\$ 85,179.87	0.36%	\$ 7,803.97
MGS-S Customer 686	6.30%	\$ 15,499.14	\$ 15,783.20	1.83%	\$ 184,407.20	\$ 184,691.26	0.15%	\$ 4,794.54
MGS-S Customer 687	4.14%	\$ 4,052.23	\$ 4,123.99	1.77%	\$ 10,678.04	\$ 10,749.80	0.67%	\$ 1,805.94
MGS-S Customer 688	3.97%	\$ 9,049.45	\$ 9,187.62	1.53%	\$ 24,749.28	\$ 24,887.45	0.56%	\$ 3,614.34
MGS-S Customer 689	4.19%	\$ 5,717.58	\$ 5,819.91	1.79%	\$ 9,074.99	\$ 9,177.32	1.13%	\$ 2,542.86
MGS-S Customer 690	3.40%	\$ 12,575.17	\$ 12,732.03	1.25%	\$ 37,607.60	\$ 37,764.46	0.42%	\$ 4,770.14
MGS-S Customer 691	3.84%	\$ 12,403.71	\$ 12,572.53	1.36%	\$ 40,234.23	\$ 40,403.05	0.42%	\$ 4,561.80
MGS-S Customer 692	4.12%	\$ 5,151.26	\$ 5,236.01	1.65%	\$ 18,239.82	\$ 18,324.57	0.46%	\$ 2,142.79
MGS-S Customer 693	3.71%	\$ 6,659.37	\$ 6,753.02	1.41%	\$ 26,298.09	\$ 26,391.74	0.36%	\$ 2,619.35
MGS-S Customer 694	5.45%	\$ 1,622.23	\$ 1,678.40	3.46%	\$ 9,549.73	\$ 9,605.90	0.59%	\$ 1,086.34
MGS-S Customer 695	3.54%	\$ 5,205.74	\$ 5,286.08	1.54%	\$ 9,924.03	\$ 10,004.37	0.81%	\$ 2,351.66
MGS-S Customer 696	5.16%	\$ 942.89	\$ 975.36	3.44%	\$ 16,298.10	\$ 16,330.57	0.20%	\$ 662.11
MGS-S Customer 697	2.54%	\$ 2,877.36	\$ 2,912.33	1.22%	\$ 6,643.49	\$ 6,678.46	0.53%	\$ 1,412.25
MGS-S Customer 698	6.02%	\$ 3,899.47	\$ 4,000.00	2.58%	\$ 9,100.75	\$ 9,201.28	1.10%	\$ 1,769.62
MGS-S Customer 699	3.54%	\$ 2,617.00	\$ 2,661.02	1.68%	\$ 11,560.87	\$ 11,604.89	0.38%	\$ 1,287.89
MGS-S Customer 700	3.52%	\$ 15,462.97	\$ 15,649.91	1.21%	\$ 60,204.05	\$ 60,390.99	0.31%	\$ 5,503.03
MGS-S Customer 701	3.41%	\$ 25,453.78	\$ 25,745.33	1.15%	\$ 88,239.38	\$ 88,530.93	0.33%	\$ 8,848.87
MGS-S Customer 702	4.42%	\$ 5,687.49	\$ 5,795.70	1.90%	\$ 5,961.72	\$ 6,069.93	1.82%	\$ 2,555.50
MGS-S Customer 703	5.77%	\$ 2,330.59	\$ 2,395.28	2.78%	\$ 12,281.47	\$ 12,346.16	0.53%	\$ 1,186.49
MGS-S Customer 704	5.80%	\$ 2,373.02	\$ 2,440.82	2.86%	\$ 7,328.06	\$ 7,395.86	0.93%	\$ 1,237.02
MGS-S Customer 705	4.39%	\$ 5,397.35	\$ 5,490.80	1.73%	\$ 19,789.09	\$ 19,882.54	0.47%	\$ 2,220.51
MGS-S Customer 706	3.37%	\$ 13,881.46	\$ 14,053.69	1.24%	\$ 29,608.71	\$ 29,780.94	0.58%	\$ 5,290.14
MGS-S Customer 707	3.84%	\$ 8,687.94	\$ 8,811.19	1.42%	\$ 27,386.39	\$ 27,509.64	0.45%	\$ 3,332.99
MGS-S Customer 708	5.70%	\$ 2,686.56	\$ 2,762.67	2.83%	\$ 17,361.21	\$ 17,437.32	0.44%	\$ 1,410.75
MGS-S Customer 709	3.33%	\$ 3,632.58	\$ 3,686.87	1.49%	\$ 6,399.70	\$ 6,453.99	0.85%	\$ 1,684.34
MGS-S Customer 710	4.48%	\$ 4,802.21	\$ 4,895.26	1.94%	\$ 16,013.76	\$ 16,106.81	0.58%	\$ 2,169.41
MGS-S Customer 711	4.07%	\$ 21,363.81	\$ 21,671.82	1.44%	\$ 40,103.05	\$ 40,411.06	0.77%	\$ 7,882.65
MGS-S Customer 712	3.65%	\$ 18,832.08	\$ 19,073.04	1.28%	\$ 60,111.43	\$ 60,352.39	0.40%	\$ 6,834.81
MGS-S Customer 713	3.39%	\$ 5,269.39	\$ 5,346.12	1.46%	\$ 14,863.77	\$ 14,940.50	0.52%	\$ 2,338.49
MGS-S Customer 714	5.43%	\$ 1,413.02	\$ 1,468.05	3.89%	\$ 1,687.25	\$ 1,742.28	3.26%	\$ 1,067.76
MGS-S Customer 715	5.17%	\$ 819.60	\$ 861.98	5.17%	\$ 819.60	\$ 861.98	5.17%	\$ 861.98
MGS-S Customer 716	3.68%	\$ 7,307.84	\$ 7,408.15	1.37%	\$ 30,041.05	\$ 30,141.36	0.33%	\$ 2,822.95
MGS-S Customer 717	3.98%	\$ 6,454.95	\$ 6,560.52	1.64%	\$ 15,230.40	\$ 15,335.97	0.69%	\$ 2,760.02

Customer	Distribution % Difference	Delivery 8/24 Prices	Delivery 1/25 Prices	Delivery % Difference	Bundled 8/24 Prices	Bundled 1/25 Prices	Bundled % Difference	Distribution 1/25 Prices
MGS-S Customer 718	3.79%	\$ 30,904.29	\$ 31,298.86	1.28%	\$ 104,343.83	\$ 104,738.40	0.38%	\$ 10,810.78
MGS-S Customer 719	3.92%	\$ 5,583.45	\$ 5,676.34	1.66%	\$ 13,306.99	\$ 13,399.88	0.70%	\$ 2,463.70
MGS-S Customer 720	5.97%	\$ 3,544.84	\$ 3,636.08	2.57%	\$ 12,522.31	\$ 12,613.55	0.73%	\$ 1,618.51
MGS-S Customer 721	5.48%	\$ 1,312.40	\$ 1,357.50	3.44%	\$ 5,995.95	\$ 6,041.05	0.75%	\$ 867.67
MGS-S Customer 722	4.06%	\$ 6,170.23	\$ 6,273.50	1.67%	\$ 16,933.98	\$ 17,037.25	0.61%	\$ 2,647.20
MGS-S Customer 723	3.75%	\$ 7,391.16	\$ 7,500.13	1.47%	\$ 26,103.89	\$ 26,212.86	0.42%	\$ 3,014.04
MGS-S Customer 724	2.28%	\$ 3,275.42	\$ 3,312.62	1.14%	\$ 8,805.21	\$ 8,842.41	0.42%	\$ 1,669.85
MGS-S Customer 725	4.45%	\$ 4,981.70	\$ 5,076.36	1.90%	\$ 17,273.50	\$ 17,368.16	0.55%	\$ 2,224.14
MGS-S Customer 726	0.93%	\$ 12,821.86	\$ 12,866.37	0.35%	\$ 41,104.40	\$ 41,148.91	0.11%	\$ 4,807.48
MGS-S Customer 727	3.68%	\$ 4,584.35	\$ 4,659.46	1.64%	\$ 12,168.72	\$ 12,243.83	0.62%	\$ 2,115.75
MGS-S Customer 728	3.33%	\$ 7,899.88	\$ 8,003.92	1.32%	\$ 20,939.65	\$ 21,043.69	0.50%	\$ 3,228.56
MGS-S Customer 729	3.42%	\$ 3,092.36	\$ 3,140.10	1.54%	\$ 13,460.19	\$ 13,507.93	0.35%	\$ 1,442.82
MGS-S Customer 730	3.22%	\$ 5,201.46	\$ 5,269.75	1.31%	\$ 13,337.03	\$ 13,405.32	0.51%	\$ 2,191.35
MGS-S Customer 731	3.83%	\$ 5,041.16	\$ 5,124.29	1.65%	\$ 15,442.58	\$ 15,525.71	0.54%	\$ 2,255.42
MGS-S Customer 732	3.74%	\$ 5,267.10	\$ 5,351.17	1.60%	\$ 16,032.91	\$ 16,116.98	0.52%	\$ 2,331.08
MGS-S Customer 733	3.84%	\$ 5,022.52	\$ 5,105.87	1.66%	\$ 14,924.04	\$ 15,007.39	0.56%	\$ 2,252.56
MGS-S Customer 734	3.87%	\$ 12,292.54	\$ 12,459.04	1.35%	\$ 47,046.98	\$ 47,213.48	0.35%	\$ 4,474.13
MGS-S Customer 735	3.91%	\$ 6,792.38	\$ 6,894.56	1.50%	\$ 19,991.43	\$ 20,093.61	0.51%	\$ 2,712.54
MGS-S Customer 736	5.00%	\$ 1,989.17	\$ 2,039.54	2.53%	\$ 13,032.18	\$ 13,082.55	0.39%	\$ 1,057.73
MGS-S Customer 737	3.72%	\$ 5,367.89	\$ 5,448.01	1.49%	\$ 16,389.53	\$ 16,469.65	0.49%	\$ 2,231.11
MGS-S Customer 738	3.51%	\$ 2,847.99	\$ 2,897.85	1.75%	\$ 15,909.70	\$ 15,959.56	0.31%	\$ 1,472.02
MGS-S Customer 739	3.79%	\$ 18,946.92	\$ 19,199.69	1.33%	\$ 53,911.60	\$ 54,164.37	0.47%	\$ 6,921.56
MGS-S Customer 740	3.49%	\$ 6,201.41	\$ 6,286.09	1.37%	\$ 18,377.35	\$ 18,462.03	0.46%	\$ 2,511.80
MGS-S Customer 741	3.61%	\$ 5,180.12	\$ 5,255.90	1.46%	\$ 14,657.38	\$ 14,733.16	0.52%	\$ 2,176.20
MGS-S Customer 742	3.76%	\$ 6,903.99	\$ 7,002.21	1.42%	\$ 26,175.81	\$ 26,274.03	0.38%	\$ 2,707.42
MGS-S Customer 743	5.37%	\$ 1,247.67	\$ 1,298.87	4.10%	\$ 2,138.93	\$ 2,190.13	2.39%	\$ 1,005.47
MGS-S Customer 744	4.16%	\$ 15,811.18	\$ 16,046.55	1.49%	\$ 42,759.12	\$ 42,994.49	0.55%	\$ 5,891.44
MGS-S Customer 745	3.55%	\$ 10,543.33	\$ 10,683.54	1.33%	\$ 32,098.03	\$ 32,238.24	0.44%	\$ 4,089.37
MGS-S Customer 746	3.93%	\$ 4,787.93	\$ 4,865.01	1.61%	\$ 14,696.19	\$ 14,773.27	0.52%	\$ 2,038.03
MGS-S Customer 747	3.31%	\$ 5,409.43	\$ 5,480.88	1.32%	\$ 17,970.32	\$ 18,041.77	0.40%	\$ 2,232.69
MGS-S Customer 748	3.79%	\$ 14,089.18	\$ 14,273.93	1.31%	\$ 53,902.75	\$ 54,087.50	0.34%	\$ 5,062.90
MGS-S Customer 749	4.65%	\$ 7,341.76	\$ 7,473.72	1.80%	\$ 30,678.97	\$ 30,810.93	0.43%	\$ 2,969.51
MGS-S Customer 750	3.55%	\$ 3,981.20	\$ 4,042.38	1.54%	\$ 9,539.78	\$ 9,600.96	0.64%	\$ 1,786.58
MGS-S Customer 751	2.11%	\$ 48,305.79	\$ 48,675.60	0.77%	\$ 120,209.63	\$ 120,579.44	0.31%	\$ 17,932.03
MGS-S Customer 752	3.27%	\$ 18,232.50	\$ 18,438.88	1.13%	\$ 55,532.73	\$ 55,739.11	0.37%	\$ 6,516.05
MGS-S Customer 753	3.44%	\$ 13,230.37	\$ 13,391.78	1.22%	\$ 40,718.89	\$ 40,880.30	0.40%	\$ 4,848.00
MGS-S Customer 754	4.77%	\$ 2,565.96	\$ 2,631.99	2.57%	\$ 5,598.40	\$ 5,664.43	1.18%	\$ 1,448.87
MGS-S Customer 755	4.67%	\$ 2,127.42	\$ 2,185.63	2.74%	\$ 3,996.89	\$ 4,055.10	1.46%	\$ 1,304.95
MGS-S Customer 756	4.60%	\$ 2,692.40	\$ 2,751.43	2.19%	\$ 8,001.09	\$ 8,060.12	0.74%	\$ 1,342.86
MGS-S Customer 757	3.62%	\$ 12,280.94	\$ 12,442.47	1.32%	\$ 43,690.99	\$ 43,852.52	0.37%	\$ 4,624.66

Internal Use

Customer	Distribution % Difference	Delivery 8/24 Prices	Delivery 1/25 Prices	Delivery % Difference	Bundled 8/24 Prices	Bundled 1/25 Prices	Bundled % Difference	Distribution 1/25 Prices
MGS-S Customer 758	2.47%	\$ 11,711.26	\$ 11,818.76	0.92%	\$ 36,410.38	\$ 36,517.88	0.30%	\$ 4,463.23
MGS-S Customer 759	4.24%	\$ 3,444.28	\$ 3,508.62	1.87%	\$ 11,725.08	\$ 11,789.42	0.55%	\$ 1,582.72
MGS-S Customer 760	4.58%	\$ 4,373.20	\$ 4,463.28	2.06%	\$ 10,183.51	\$ 10,273.59	0.88%	\$ 2,058.67
MGS-S Customer 761	0.75%	\$ 4,895.06	\$ 4,910.66	0.32%	\$ 10,728.22	\$ 10,743.82	0.15%	\$ 2,090.07
MGS-S Customer 762	1.32%	\$ 3,399.91	\$ 3,420.60	0.61%	\$ 7,595.67	\$ 7,616.36	0.27%	\$ 1,586.48
MGS-S Customer 763	1.10%	\$ 3,453.22	\$ 3,470.69	0.51%	\$ 7,051.61	\$ 7,069.08	0.25%	\$ 1,608.38
MGS-S Customer 764	1.28%	\$ 3,331.49	\$ 3,351.39	0.60%	\$ 6,340.74	\$ 6,360.64	0.31%	\$ 1,571.04
MGS-S Customer 765	1.55%	\$ 4,073.56	\$ 4,101.18	0.68%	\$ 9,505.54	\$ 9,533.16	0.29%	\$ 1,811.91
MGS-S Customer 766	1.49%	\$ 4,271.42	\$ 4,298.97	0.64%	\$ 10,313.68	\$ 10,341.23	0.27%	\$ 1,875.92
MGS-S Customer 767	4.17%	\$ 8,516.09	\$ 8,655.46	1.64%	\$ 17,328.10	\$ 17,467.47	0.80%	\$ 3,478.96
MGS-S Customer 768	3.09%	\$ 3,206.50	\$ 3,252.50	1.43%	\$ 5,765.55	\$ 5,811.55	0.80%	\$ 1,536.85
MGS-S Customer 769	4.87%	\$ 4,837.40	\$ 4,934.14	2.00%	\$ 11,251.59	\$ 11,348.33	0.86%	\$ 2,084.09
MGS-S Customer 770	4.87%	\$ 5,249.74	\$ 5,358.63	2.07%	\$ 13,826.37	\$ 13,935.26	0.79%	\$ 2,346.02
MGS-S Customer 771	4.30%	\$ 35,940.25	\$ 36,470.17	1.47%	\$ 72,851.98	\$ 73,381.90	0.73%	\$ 12,843.75
MGS-S Customer 772	3.54%	\$ 5,483.29	\$ 5,560.02	1.40%	\$ 19,943.93	\$ 20,020.66	0.38%	\$ 2,245.99
MGS-S Customer 773	4.44%	\$ 2,197.64	\$ 2,246.79	2.24%	\$ 9,538.28	\$ 9,587.43	0.52%	\$ 1,155.52
MGS-S Customer 774	4.36%	\$ 3,718.90	\$ 3,794.07	2.02%	\$ 13,981.83	\$ 14,057.00	0.54%	\$ 1,798.07
MGS-S Customer 775	3.96%	\$ 6,834.87	\$ 6,940.44	1.54%	\$ 32,282.30	\$ 32,387.87	0.33%	\$ 2,773.77
MGS-S Customer 776	2.78%	\$ 13,232.00	\$ 13,366.53	1.02%	\$ 41,290.59	\$ 41,425.12	0.33%	\$ 4,970.66
MGS-S Customer 777	4.81%	\$ 2,332.25	\$ 2,394.70	2.68%	\$ 6,454.88	\$ 6,517.33	0.97%	\$ 1,359.70
MGS-S Customer 778	5.75%	\$ 5,697.66	\$ 5,837.50	2.45%	\$ 9,376.95	\$ 9,516.79	1.49%	\$ 2,573.57
MGS-S Customer 779	5.41%	\$ 1,381.88	\$ 1,435.58	3.89%	\$ 3,182.68	\$ 3,236.38	1.69%	\$ 1,045.96
MGS-S Customer 780	4.97%	\$ 3,444.36	\$ 3,525.61	2.36%	\$ 12,155.82	\$ 12,237.07	0.67%	\$ 1,715.55
MGS-S Customer 781	4.53%	\$ 1,500.63	\$ 1,548.00	3.16%	\$ 2,597.56	\$ 2,644.93	1.82%	\$ 1,093.02
MGS-S Customer 782	2.96%	\$ 2,244.59	\$ 2,281.70	1.65%	\$ 10,820.31	\$ 10,857.42	0.34%	\$ 1,292.44
MGS-S Customer 783	3.47%	\$ 3,513.80	\$ 3,567.86	1.54%	\$ 10,462.52	\$ 10,516.58	0.52%	\$ 1,613.82
MGS-S Customer 784	3.60%	\$ 3,949.06	\$ 4,015.31	1.68%	\$ 10,113.81	\$ 10,180.06	0.66%	\$ 1,904.43
MGS-S Customer 785	3.63%	\$ 8,201.76	\$ 8,320.25	1.44%	\$ 22,690.39	\$ 22,808.88	0.52%	\$ 3,378.96
MGS-S Customer 786	3.68%	\$ 6,101.09	\$ 6,193.98	1.52%	\$ 17,104.45	\$ 17,197.34	0.54%	\$ 2,619.33
MGS-S Customer 787	2.71%	\$ 7,916.46	\$ 8,001.42	1.07%	\$ 22,231.41	\$ 22,316.37	0.38%	\$ 3,221.07
MGS-S Customer 788	3.51%	\$ 13,256.20	\$ 13,422.30	1.25%	\$ 54,010.39	\$ 54,176.49	0.31%	\$ 4,896.60
MGS-S Customer 789	3.74%	\$ 12,153.28	\$ 12,311.99	1.31%	\$ 50,061.28	\$ 50,219.99	0.32%	\$ 4,402.10
MGS-S Customer 790	4.24%	\$ 4,183.40	\$ 4,259.61	1.82%	\$ 7,727.40	\$ 7,803.61	0.99%	\$ 1,873.93
MGS-S Customer 791	3.36%	\$ 21,344.31	\$ 21,589.43	1.15%	\$ 87,087.05	\$ 87,332.17	0.28%	\$ 7,535.59
MGS-S Customer 792	3.96%	\$ 7,268.70	\$ 7,377.18	1.49%	\$ 25,027.44	\$ 25,135.92	0.43%	\$ 2,846.29
MGS-S Customer 793	2.27%	\$ 7,952.67	\$ 8,024.12	0.90%	\$ 24,150.23	\$ 24,221.68	0.30%	\$ 3,217.31
MGS-S Customer 794	5.69%	\$ 1,877.62	\$ 1,935.94	3.11%	\$ 4,159.69	\$ 4,218.01	1.40%	\$ 1,082.69
MGS-S Customer 795	2.89%	\$ 55,695.21	\$ 56,221.64	0.95%	\$ 225,033.96	\$ 225,560.39	0.23%	\$ 18,724.56
MGS-S Customer 796	2.99%	\$ 13,800.26	\$ 13,949.57	1.08%	\$ 46,360.83	\$ 46,510.14	0.32%	\$ 5,138.44
MGS-S Customer 797	4.20%	\$ 15,904.08	\$ 16,138.99	1.48%	\$ 56,108.89	\$ 56,343.80	0.42%	\$ 5,830.03

Customer	Distribution % Difference	Delivery 8/24 Prices	Delivery 1/25 Prices	Delivery % Difference	Bundled 8/24 Prices	Bundled 1/25 Prices	Bundled % Difference	Distribution 1/25 Prices
MGS-S Customer 798	3.60%	\$ 11,753.93	\$ 11,906.58	1.30%	\$ 49,387.81	\$ 49,540.46	0.31%	\$ 4,396.88
MGS-S Customer 799	3.83%	\$ 4,624.08	\$ 4,702.10	1.69%	\$ 14,094.25	\$ 14,172.27	0.55%	\$ 2,116.83
MGS-S Customer 800	3.76%	\$ 4,827.83	\$ 4,902.82	1.55%	\$ 12,475.15	\$ 12,550.14	0.60%	\$ 2,067.27
MGS-S Customer 801	3.06%	\$ 12,960.93	\$ 13,104.50	1.11%	\$ 46,458.47	\$ 46,602.04	0.31%	\$ 4,840.76
MGS-S Customer 802	4.24%	\$ 5,839.01	\$ 5,943.20	1.78%	\$ 12,781.67	\$ 12,885.86	0.82%	\$ 2,559.95
MGS-S Customer 803	2.98%	\$ 3,664.98	\$ 3,712.67	1.30%	\$ 12,956.90	\$ 13,004.59	0.37%	\$ 1,648.10
MGS-S Customer 804	2.70%	\$ 32,472.54	\$ 32,782.24	0.95%	\$ 40,882.35	\$ 41,192.05	0.76%	\$ 11,791.50
MGS-S Customer 805	5.17%	\$ 1,100.14	\$ 1,142.53	3.85%	\$ 14,852.00	\$ 14,894.39	0.29%	\$ 861.98
MGS-S Customer 806	4.72%	\$ 2,122.41	\$ 2,180.92	2.76%	\$ 4,613.36	\$ 4,671.87	1.27%	\$ 1,297.86
MGS-S Customer 807	3.54%	\$ 9,004.95	\$ 9,126.53	1.35%	\$ 30,395.11	\$ 30,516.69	0.40%	\$ 3,555.21
MGS-S Customer 808	4.43%	\$ 7,435.15	\$ 7,566.63	1.77%	\$ 16,443.70	\$ 16,575.18	0.80%	\$ 3,102.59
MGS-S Customer 809	3.86%	\$ 6,556.02	\$ 6,658.65	1.57%	\$ 19,929.44	\$ 20,032.07	0.51%	\$ 2,761.88
MGS-S Customer 810	5.16%	\$ 957.06	\$ 989.53	3.39%	\$ 17,006.99	\$ 17,039.46	0.19%	\$ 662.11
MGS-S Customer 811	3.90%	\$ 5,539.38	\$ 5,630.30	1.64%	\$ 17,226.27	\$ 17,317.19	0.53%	\$ 2,420.12
MGS-S Customer 812	3.96%	\$ 9,227.43	\$ 9,360.89	1.45%	\$ 29,887.22	\$ 30,020.68	0.45%	\$ 3,507.72
MGS-S Customer 813	3.73%	\$ 6,878.51	\$ 6,981.14	1.49%	\$ 23,350.76	\$ 23,453.39	0.44%	\$ 2,851.40
MGS-S Customer 814	3.98%	\$ 32,001.99	\$ 32,435.92	1.36%	\$ 97,927.56	\$ 98,361.49	0.44%	\$ 11,327.39
MGS-S Customer 815	3.62%	\$ 7,885.14	\$ 7,996.71	1.41%	\$ 25,052.11	\$ 25,163.68	0.45%	\$ 3,196.07
MGS-S Customer 816	3.62%	\$ 23,878.60	\$ 24,169.45	1.22%	\$ 103,844.88	\$ 104,135.73	0.28%	\$ 8,315.88
MGS-S Customer 817	5.18%	\$ 3,054.28	\$ 3,133.52	2.59%	\$ 7,788.68	\$ 7,867.92	1.02%	\$ 1,608.43
MGS-S Customer 818	4.37%	\$ 4,251.73	\$ 4,333.60	1.93%	\$ 18,397.57	\$ 18,479.44	0.45%	\$ 1,956.19
MGS-S Customer 819	4.56%	\$ 2,535.18	\$ 2,596.57	2.42%	\$ 9,572.22	\$ 9,633.61	0.64%	\$ 1,409.01
MGS-S Customer 820	5.04%	\$ 2,210.55	\$ 2,273.31	2.84%	\$ 7,603.80	\$ 7,666.56	0.83%	\$ 1,308.80
MGS-S Customer 821	3.51%	\$ 5,104.06	\$ 5,184.93	1.58%	\$ 19,830.36	\$ 19,911.23	0.41%	\$ 2,385.31
MGS-S Customer 822	4.07%	\$ 6,496.50	\$ 6,598.55	1.57%	\$ 19,859.52	\$ 19,961.57	0.51%	\$ 2,609.19
MGS-S Customer 823	4.49%	\$ 2,757.57	\$ 2,822.46	2.35%	\$ 6,432.29	\$ 6,497.18	1.01%	\$ 1,510.25
MGS-S Customer 824	3.43%	\$ 5,359.97	\$ 5,434.39	1.39%	\$ 14,304.64	\$ 14,379.06	0.52%	\$ 2,241.75
MGS-S Customer 825	4.31%	\$ 3,823.05	\$ 3,893.03	1.83%	\$ 15,251.93	\$ 15,321.91	0.46%	\$ 1,692.58
MGS-S Customer 826	5.73%	\$ 2,557.27	\$ 2,635.98	3.08%	\$ 4,961.38	\$ 5,040.09	1.59%	\$ 1,453.11
MGS-S Customer 827	3.95%	\$ 9,780.92	\$ 9,920.28	1.42%	\$ 34,688.11	\$ 34,827.47	0.40%	\$ 3,670.23
MGS-S Customer 828	4.00%	\$ 7,138.60	\$ 7,251.21	1.58%	\$ 25,466.49	\$ 25,579.10	0.44%	\$ 2,930.35
MGS-S Customer 829	4.33%	\$ 7,121.45	\$ 7,236.69	1.62%	\$ 27,510.09	\$ 27,625.33	0.42%	\$ 2,778.42
MGS-S Customer 830	3.88%	\$ 6,928.50	\$ 7,031.32	1.48%	\$ 20,945.22	\$ 21,048.04	0.49%	\$ 2,753.92
MGS-S Customer 831	3.94%	\$ 7,332.94	\$ 7,447.20	1.56%	\$ 23,538.73	\$ 23,652.99	0.49%	\$ 3,012.77
MGS-S Customer 832	3.72%	\$ 6,440.63	\$ 6,533.35	1.44%	\$ 20,245.97	\$ 20,338.69	0.46%	\$ 2,584.71
MGS-S Customer 833	3.92%	\$ 15,888.35	\$ 16,100.00	1.33%	\$ 67,064.88	\$ 67,276.53	0.32%	\$ 5,610.07
MGS-S Customer 834	3.92%	\$ 9,192.14	\$ 9,323.74	1.43%	\$ 30,334.69	\$ 30,466.29	0.43%	\$ 3,491.72
MGS-S Customer 835	3.70%	\$ 5,900.92	\$ 5,991.33	1.53%	\$ 18,762.10	\$ 18,852.51	0.48%	\$ 2,536.58
MGS-S Customer 836	3.88%	\$ 5,140.19	\$ 5,220.30	1.56%	\$ 17,199.69	\$ 17,279.80	0.47%	\$ 2,145.18
MGS-S Customer 837	3.76%	\$ 4,098.64	\$ 4,164.24	1.60%	\$ 11,916.10	\$ 11,981.70	0.55%	\$ 1,812.21

Internal Use

Customer	Distribution % Difference	Delivery 8/24 Prices	Delivery 1/25 Prices	Delivery % Difference	Bundled 8/24 Prices	Bundled 1/25 Prices	Bundled % Difference	Distribution 1/25 Prices
MGS-S Customer 838	3.78%	\$ 11,889.78	\$ 12,050.51	1.35%	\$ 53,815.40	\$ 53,976.13	0.30%	\$ 4,415.34
MGS-S Customer 839	4.03%	\$ 14,930.21	\$ 15,151.19	1.48%	\$ 24,816.30	\$ 25,037.28	0.89%	\$ 5,704.23
MGS-S Customer 840	3.90%	\$ 5,791.12	\$ 5,886.84	1.65%	\$ 11,620.51	\$ 11,716.23	0.82%	\$ 2,549.37
MGS-S Customer 841	3.54%	\$ 45,807.93	\$ 46,358.40	1.20%	\$ 109,704.17	\$ 110,254.64	0.50%	\$ 16,107.78
MGS-S Customer 842	3.98%	\$ 23,932.35	\$ 24,261.54	1.38%	\$ 66,438.43	\$ 66,767.62	0.50%	\$ 8,608.55
MGS-S Customer 843	3.78%	\$ 4,360.82	\$ 4,429.54	1.58%	\$ 14,584.68	\$ 14,653.40	0.47%	\$ 1,886.47
MGS-S Customer 844	3.53%	\$ 10,947.23	\$ 11,090.70	1.31%	\$ 35,925.27	\$ 36,068.74	0.40%	\$ 4,205.44
MGS-S Customer 845	3.80%	\$ 4,124.00	\$ 4,195.19	1.73%	\$ 13,082.73	\$ 13,153.92	0.54%	\$ 1,946.25
MGS-S Customer 846	-0.25%	\$ 27,540.86	\$ 27,516.76	-0.09%	\$ 74,085.02	\$ 74,060.92	-0.03%	\$ 9,745.91
MGS-S Customer 847	4.28%	\$ 6,910.53	\$ 7,031.34	1.75%	\$ 11,999.26	\$ 12,120.07	1.01%	\$ 2,946.68
MGS-S Customer 848	4.97%	\$ 4,986.00	\$ 5,086.05	2.01%	\$ 14,897.80	\$ 14,997.85	0.67%	\$ 2,111.50
MGS-S Customer 849	4.06%	\$ 4,108.46	\$ 4,184.61	1.85%	\$ 11,707.57	\$ 11,783.72	0.65%	\$ 1,951.56
MGS-S Customer 850	5.93%	\$ 4,024.24	\$ 4,132.20	2.68%	\$ 11,684.48	\$ 11,792.44	0.92%	\$ 1,929.11
MGS-S Customer 851	3.58%	\$ 21,390.97	\$ 21,671.11	1.31%	\$ 36,217.82	\$ 36,497.96	0.77%	\$ 8,109.66
MGS-S Customer 852	3.56%	\$ 7,213.92	\$ 7,315.47	1.41%	\$ 25,150.23	\$ 25,251.78	0.40%	\$ 2,956.66
MGS-S Customer 853	2.82%	\$ 8,431.31	\$ 8,520.16	1.05%	\$ 27,329.72	\$ 27,418.57	0.33%	\$ 3,235.34
MGS-S Customer 854	3.16%	\$ 20,268.22	\$ 20,494.55	1.12%	\$ 52,326.03	\$ 52,552.36	0.43%	\$ 7,392.40
MGS-S Customer 855	3.65%	\$ 7,462.58	\$ 7,563.12	1.35%	\$ 33,429.57	\$ 33,530.11	0.30%	\$ 2,853.65
MGS-S Customer 856	3.94%	\$ 10,309.13	\$ 10,453.69	1.40%	\$ 40,273.63	\$ 40,418.19	0.36%	\$ 3,818.15
MGS-S Customer 857	2.53%	\$ 7,828.50	\$ 7,907.38	1.01%	\$ 20,808.85	\$ 20,887.73	0.38%	\$ 3,198.75
MGS-S Customer 858	4.32%	\$ 5,957.41	\$ 6,064.19	1.79%	\$ 15,893.78	\$ 16,000.56	0.67%	\$ 2,580.32
MGS-S Customer 859	3.03%	\$ 4,656.11	\$ 4,715.13	1.27%	\$ 12,232.59	\$ 12,291.61	0.48%	\$ 2,004.93
MGS-S Customer 860	3.54%	\$ 5,182.50	\$ 5,261.14	1.52%	\$ 16,004.07	\$ 16,082.71	0.49%	\$ 2,300.27
MGS-S Customer 861	3.83%	\$ 3,754.77	\$ 3,817.33	1.67%	\$ 10,949.04	\$ 11,011.60	0.57%	\$ 1,697.18
MGS-S Customer 862	2.99%	\$ 4,554.16	\$ 4,610.84	1.24%	\$ 14,739.62	\$ 14,796.30	0.38%	\$ 1,950.83
MGS-S Customer 863	4.38%	\$ 3,659.42	\$ 3,734.97	2.06%	\$ 10,643.22	\$ 10,718.77	0.71%	\$ 1,800.71
MGS-S Customer 864	3.32%	\$ 3,947.58	\$ 4,004.47	1.44%	\$ 10,060.46	\$ 10,117.35	0.57%	\$ 1,770.12
MGS-S Customer 865	2.92%	\$ 5,811.84	\$ 5,879.32	1.16%	\$ 17,654.47	\$ 17,721.95	0.38%	\$ 2,375.82
MGS-S Customer 866	3.42%	\$ 18,662.39	\$ 18,884.56	1.19%	\$ 67,942.02	\$ 68,164.19	0.33%	\$ 6,715.69
MGS-S Customer 867	3.38%	\$ 4,609.05	\$ 4,674.56	1.42%	\$ 10,596.47	\$ 10,661.98	0.62%	\$ 2,001.31
MGS-S Customer 868	3.42%	\$ 17,697.70	\$ 17,913.56	1.22%	\$ 46,775.52	\$ 46,991.38	0.46%	\$ 6,523.49
MGS-S Customer 869	3.63%	\$ 3,273.18	\$ 3,327.35	1.65%	\$ 7,995.47	\$ 8,049.64	0.68%	\$ 1,546.45
MGS-S Customer 870	2.41%	\$ 8,796.27	\$ 8,877.80	0.93%	\$ 32,022.42	\$ 32,103.95	0.25%	\$ 3,461.33
MGS-S Customer 871	3.72%	\$ 3,930.03	\$ 3,993.93	1.63%	\$ 7,724.61	\$ 7,788.51	0.83%	\$ 1,781.94
MGS-S Customer 872	2.45%	\$ 4,257.06	\$ 4,302.01	1.06%	\$ 9,922.60	\$ 9,967.55	0.45%	\$ 1,877.48
MGS-S Customer 873	3.15%	\$ 6,989.03	\$ 7,073.25	1.21%	\$ 22,889.28	\$ 22,973.50	0.37%	\$ 2,757.42
MGS-S Customer 874	3.73%	\$ 7,837.25	\$ 7,945.80	1.39%	\$ 29,208.67	\$ 29,317.22	0.37%	\$ 3,017.17
MGS-S Customer 875	3.45%	\$ 3,906.46	\$ 3,965.23	1.50%	\$ 9,061.81	\$ 9,120.58	0.65%	\$ 1,763.08
MGS-S Customer 876	3.20%	\$ 9,034.62	\$ 9,144.84	1.22%	\$ 31,672.54	\$ 31,782.76	0.35%	\$ 3,554.14
MGS-S Customer 877	4.35%	\$ 3,443.41	\$ 3,515.53	2.09%	\$ 9,748.59	\$ 9,820.71	0.74%	\$ 1,730.14

Customer	Distribution % Difference	Delivery 8/24 Prices	Delivery 1/25 Prices	Delivery % Difference	Bundled 8/24 Prices	Bundled 1/25 Prices	Bundled % Difference	Distribution 1/25 Prices
MGS-S Customer 878	3.82%	\$ 7,464.35	\$ 7,571.96	1.44%	\$ 23,673.11	\$ 23,780.72	0.45%	\$ 2,924.56
MGS-S Customer 879	3.68%	\$ 3,352.34	\$ 3,412.95	1.81%	\$ 8,194.15	\$ 8,254.76	0.74%	\$ 1,706.45
MGS-S Customer 880	4.16%	\$ 3,983.18	\$ 4,053.41	1.76%	\$ 13,651.60	\$ 13,721.83	0.51%	\$ 1,760.33
MGS-S Customer 881	3.64%	\$ 4,465.92	\$ 4,539.29	1.64%	\$ 9,830.03	\$ 9,903.40	0.75%	\$ 2,090.11
MGS-S Customer 882	3.82%	\$ 12,442.97	\$ 12,610.87	1.35%	\$ 42,498.88	\$ 42,666.78	0.40%	\$ 4,559.47
MGS-S Customer 883	5.96%	\$ 3,600.43	\$ 3,688.84	2.46%	\$ 21,754.64	\$ 21,843.05	0.41%	\$ 1,572.43
MGS-S Customer 884	3.96%	\$ 16,816.69	\$ 17,044.64	1.36%	\$ 60,867.62	\$ 61,095.57	0.37%	\$ 5,984.42
MGS-S Customer 885	4.02%	\$ 8,970.55	\$ 9,101.47	1.46%	\$ 33,971.44	\$ 34,102.36	0.39%	\$ 3,387.88
MGS-S Customer 886	4.40%	\$ 4,869.54	\$ 4,956.67	1.79%	\$ 14,820.99	\$ 14,908.12	0.59%	\$ 2,068.14
MGS-S Customer 887	4.18%	\$ 8,305.87	\$ 8,441.70	1.64%	\$ 19,732.24	\$ 19,868.07	0.69%	\$ 3,387.17
MGS-S Customer 888	4.56%	\$ 3,613.24	\$ 3,692.47	2.19%	\$ 5,948.68	\$ 6,027.91	1.33%	\$ 1,818.33
MGS-S Customer 889	3.99%	\$ 4,374.83	\$ 4,447.98	1.67%	\$ 12,728.65	\$ 12,801.80	0.57%	\$ 1,905.47
MGS-S Customer 890	5.40%	\$ 1,330.15	\$ 1,382.96	3.97%	\$ 2,602.82	\$ 2,655.63	2.03%	\$ 1,031.62
MGS-S Customer 891	3.83%	\$ 4,733.61	\$ 4,814.10	1.70%	\$ 10,771.30	\$ 10,851.79	0.75%	\$ 2,179.38
MGS-S Customer 892	2.95%	\$ 2,951.24	\$ 2,995.50	1.50%	\$ 10,653.75	\$ 10,698.01	0.42%	\$ 1,544.18
MGS-S Customer 893	4.08%	\$ 3,272.08	\$ 3,332.28	1.84%	\$ 9,456.26	\$ 9,516.46	0.64%	\$ 1,537.11
MGS-S Customer 894	3.99%	\$ 6,564.58	\$ 6,669.74	1.60%	\$ 23,373.45	\$ 23,478.61	0.45%	\$ 2,741.20
MGS-S Customer 895	3.71%	\$ 8,195.16	\$ 8,312.10	1.43%	\$ 30,229.77	\$ 30,346.71	0.39%	\$ 3,270.02
MGS-S Customer 896	4.18%	\$ 5,904.15	\$ 6,001.44	1.65%	\$ 16,281.00	\$ 16,378.29	0.60%	\$ 2,424.63
MGS-S Customer 897	-2.88%	\$ 13,566.78	\$ 13,416.51	-1.11%	\$ 38,590.52	\$ 38,440.25	-0.39%	\$ 5,067.72
MGS-S Customer 898	3.71%	\$ 6,822.96	\$ 6,918.46	1.40%	\$ 27,763.61	\$ 27,859.11	0.34%	\$ 2,667.08
MGS-S Customer 899	4.96%	\$ 3,358.53	\$ 3,439.34	2.41%	\$ 8,407.96	\$ 8,488.77	0.96%	\$ 1,711.61
MGS-S Customer 900	4.39%	\$ 4,563.66	\$ 4,653.68	1.97%	\$ 7,815.26	\$ 7,905.28	1.15%	\$ 2,142.44
MGS-S Customer 901	4.16%	\$ 2,867.62	\$ 2,923.52	1.95%	\$ 8,578.63	\$ 8,634.53	0.65%	\$ 1,399.83
MGS-S Customer 902	4.08%	\$ 7,278.02	\$ 7,391.79	1.56%	\$ 17,380.07	\$ 17,493.84	0.65%	\$ 2,904.61
MGS-S Customer 903	3.10%	\$ 15,261.50	\$ 15,433.04	1.12%	\$ 39,247.73	\$ 39,419.27	0.44%	\$ 5,708.33
MGS-S Customer 904	3.69%	\$ 18,125.78	\$ 18,357.51	1.28%	\$ 71,340.88	\$ 71,572.61	0.32%	\$ 6,504.81
MGS-S Customer 905	2.60%	\$ 19,887.92	\$ 20,064.54	0.89%	\$ 74,167.73	\$ 74,344.35	0.24%	\$ 6,961.43
MGS-S Customer 906	3.79%	\$ 17,146.54	\$ 17,373.34	1.32%	\$ 64,070.97	\$ 64,297.77	0.35%	\$ 6,209.90
MGS-S Customer 907	1.91%	\$ 4,236.31	\$ 4,271.19	0.82%	\$ 10,642.50	\$ 10,677.38	0.33%	\$ 1,862.86
MGS-S Customer 908	4.19%	\$ 5,373.45	\$ 5,469.15	1.78%	\$ 14,965.77	\$ 15,061.47	0.64%	\$ 2,378.65
MGS-S Customer 909	4.03%	\$ 4,664.20	\$ 4,746.65	1.77%	\$ 14,847.38	\$ 14,929.83	0.56%	\$ 2,126.65
MGS-S Customer 910	4.01%	\$ 4,891.31	\$ 4,977.30	1.76%	\$ 11,599.62	\$ 11,685.61	0.74%	\$ 2,230.33
MGS-S Customer 911	4.63%	\$ 10,595.23	\$ 10,771.44	1.66%	\$ 32,012.24	\$ 32,188.45	0.55%	\$ 3,984.17
MGS-S Customer 912	5.10%	\$ 4,984.50	\$ 5,093.85	2.19%	\$ 13,873.41	\$ 13,982.76	0.79%	\$ 2,252.33
MGS-S Customer 913	2.30%	\$ 4,594.56	\$ 4,642.12	1.04%	\$ 11,637.89	\$ 11,685.45	0.41%	\$ 2,116.97
MGS-S Customer 914	3.86%	\$ 4,028.37	\$ 4,094.83	1.65%	\$ 11,551.26	\$ 11,617.72	0.58%	\$ 1,790.21
MGS-S Customer 915	3.74%	\$ 4,567.92	\$ 4,638.33	1.54%	\$ 15,811.35	\$ 15,881.76	0.45%	\$ 1,951.18
MGS-S Customer 916	4.19%	\$ 10,380.98	\$ 10,536.74	1.50%	\$ 36,314.26	\$ 36,470.02	0.43%	\$ 3,873.84
MGS-S Customer 917	2.53%	\$ 3,393.88	\$ 3,433.12	1.16%	\$ 7,093.97	\$ 7,133.21	0.55%	\$ 1,592.01

Customer	Distribution % Difference	Delivery 8/24 Prices	Delivery 1/25 Prices	Delivery % Difference	Bundled 8/24 Prices	Bundled 1/25 Prices	Bundled % Difference	Distribution 1/25 Prices
MGS-S Customer 918	4.64%	\$ 36,482.08	\$ 37,052.36	1.56%	\$ 98,275.87	\$ 98,846.15	0.58%	\$ 12,857.77
MGS-S Customer 919	1.68%	\$ 4,637.51	\$ 4,670.49	0.71%	\$ 12,538.61	\$ 12,571.59	0.26%	\$ 1,990.44
MGS-S Customer 920	3.54%	\$ 8,524.72	\$ 8,642.25	1.38%	\$ 22,410.04	\$ 22,527.57	0.52%	\$ 3,441.35
MGS-S Customer 921	4.46%	\$ 2,534.67	\$ 2,587.89	2.10%	\$ 13,469.13	\$ 13,522.35	0.40%	\$ 1,247.48
MGS-S Customer 922	2.88%	\$ 1,975.75	\$ 2,007.01	1.58%	\$ 3,666.85	\$ 3,698.11	0.85%	\$ 1,114.72
MGS-S Customer 923	2.88%	\$ 2,167.64	\$ 2,200.68	1.52%	\$ 4,114.69	\$ 4,147.73	0.80%	\$ 1,179.57
MGS-S Customer 924	2.32%	\$ 2,684.06	\$ 2,714.68	1.14%	\$ 5,435.53	\$ 5,466.15	0.56%	\$ 1,351.68
MGS-S Customer 925	2.54%	\$ 1,951.11	\$ 1,978.51	1.40%	\$ 3,751.91	\$ 3,779.31	0.73%	\$ 1,104.58
MGS-S Customer 926	2.21%	\$ 2,194.55	\$ 2,220.24	1.17%	\$ 4,415.84	\$ 4,441.53	0.58%	\$ 1,185.30
MGS-S Customer 927	3.98%	\$ 3,638.35	\$ 3,707.25	1.89%	\$ 9,718.66	\$ 9,787.56	0.71%	\$ 1,798.33
MGS-S Customer 928	3.80%	\$ 3,196.71	\$ 3,252.41	1.74%	\$ 7,969.27	\$ 8,024.97	0.70%	\$ 1,520.03
MGS-S Customer 929	3.44%	\$ 10,673.03	\$ 10,809.97	1.28%	\$ 33,644.60	\$ 33,781.54	0.41%	\$ 4,123.45
MGS-S Customer 930	3.06%	\$ 10,983.69	\$ 11,109.47	1.15%	\$ 33,479.92	\$ 33,605.70	0.38%	\$ 4,231.58
MGS-S Customer 931	3.69%	\$ 7,636.29	\$ 7,747.28	1.45%	\$ 22,997.90	\$ 23,108.89	0.48%	\$ 3,122.74
MGS-S Customer 932	3.08%	\$ 3,017.27	\$ 3,063.55	1.53%	\$ 13,503.48	\$ 13,549.76	0.34%	\$ 1,547.82
MGS-S Customer 933	2.92%	\$ 10,079.51	\$ 10,190.92	1.11%	\$ 31,867.31	\$ 31,978.72	0.35%	\$ 3,921.18
MGS-S Customer 934	3.63%	\$ 6,932.93	\$ 7,033.85	1.46%	\$ 22,271.68	\$ 22,372.60	0.45%	\$ 2,877.80
MGS-S Customer 935	3.91%	\$ 6,659.00	\$ 6,759.10	1.50%	\$ 21,033.71	\$ 21,133.81	0.48%	\$ 2,657.74
MGS-S Customer 936	3.75%	\$ 13,783.16	\$ 13,973.79	1.38%	\$ 27,398.82	\$ 27,589.45	0.70%	\$ 5,275.16
MGS-S Customer 937	3.43%	\$ 4,777.74	\$ 4,845.58	1.42%	\$ 12,629.94	\$ 12,697.78	0.54%	\$ 2,046.94
MGS-S Customer 938	3.58%	\$ 5,253.83	\$ 5,334.50	1.54%	\$ 14,623.45	\$ 14,704.12	0.55%	\$ 2,335.57
MGS-S Customer 939	4.05%	\$ 12,856.15	\$ 13,045.12	1.47%	\$ 40,761.39	\$ 40,950.36	0.46%	\$ 4,854.05
MGS-S Customer 940	3.90%	\$ 4,667.00	\$ 4,747.19	1.72%	\$ 13,406.11	\$ 13,486.30	0.60%	\$ 2,137.28
MGS-S Customer 941	3.71%	\$ 12,244.67	\$ 12,417.47	1.41%	\$ 13,012.52	\$ 13,185.32	1.33%	\$ 4,830.48
MGS-S Customer 942	3.62%	\$ 13,731.93	\$ 13,918.53	1.36%	\$ 14,545.49	\$ 14,732.09	1.28%	\$ 5,346.75
MGS-S Customer 943	3.26%	\$ 16,744.74	\$ 16,945.94	1.20%	\$ 19,477.93	\$ 19,679.13	1.03%	\$ 6,376.76
MGS-S Customer 944	3.89%	\$ 6,699.18	\$ 6,805.06	1.58%	\$ 18,024.99	\$ 18,130.87	0.59%	\$ 2,826.46
MGS-S Customer 945	3.76%	\$ 26,300.55	\$ 26,634.62	1.27%	\$ 99,182.49	\$ 99,516.56	0.34%	\$ 9,211.65
MGS-S Customer 946	4.04%	\$ 6,506.17	\$ 6,611.77	1.62%	\$ 23,531.46	\$ 23,637.06	0.45%	\$ 2,719.60
MGS-S Customer 947	2.48%	\$ 12,359.99	\$ 12,473.66	0.92%	\$ 34,554.56	\$ 34,668.23	0.33%	\$ 4,706.24
MGS-S Customer 948	2.91%	\$ 4,737.93	\$ 4,800.49	1.32%	\$ 15,158.78	\$ 15,221.34	0.41%	\$ 2,211.90
MGS-S Customer 949	3.61%	\$ 10,209.75	\$ 10,340.53	1.28%	\$ 43,762.13	\$ 43,892.91	0.30%	\$ 3,755.50
MGS-S Customer 950	4.95%	\$ 1,243.59	\$ 1,290.69	3.79%	\$ 2,791.18	\$ 2,838.28	1.69%	\$ 998.53
MGS-S Customer 951	4.39%	\$ 3,757.60	\$ 3,828.97	1.90%	\$ 11,218.22	\$ 11,289.59	0.64%	\$ 1,698.24
MGS-S Customer 952	4.08%	\$ 7,498.15	\$ 7,613.25	1.54%	\$ 24,303.94	\$ 24,419.04	0.47%	\$ 2,933.69
MGS-S Customer 953	3.88%	\$ 7,469.27	\$ 7,577.74	1.45%	\$ 26,714.70	\$ 26,823.17	0.41%	\$ 2,905.07
MGS-S Customer 954	3.92%	\$ 5,914.26	\$ 6,004.78	1.53%	\$ 19,962.86	\$ 20,053.38	0.45%	\$ 2,400.76
MGS-S Customer 955	3.80%	\$ 8,039.12	\$ 8,153.16	1.42%	\$ 25,528.43	\$ 25,642.47	0.45%	\$ 3,115.43
MGS-S Customer 956	3.67%	\$ 6,797.54	\$ 6,898.24	1.48%	\$ 20,669.15	\$ 20,769.85	0.49%	\$ 2,841.34
MGS-S Customer 957	3.51%	\$ 11,148.06	\$ 11,289.13	1.27%	\$ 32,986.13	\$ 33,127.20	0.43%	\$ 4,164.29

Internal Use

Customer	Distribution % Difference	Delivery 8/24 Prices	Delivery 1/25 Prices	Delivery % Difference	Bundled 8/24 Prices	Bundled 1/25 Prices	Bundled % Difference	Distribution 1/25 Prices
MGS-S Customer 958	3.74%	\$ 17,908.41	\$ 18,139.63	1.29%	\$ 72,916.42	\$ 73,147.64	0.32%	\$ 6,417.01
MGS-S Customer 959	3.33%	\$ 10,324.88	\$ 10,451.70	1.23%	\$ 43,433.58	\$ 43,560.40	0.29%	\$ 3,929.58
MGS-S Customer 960	4.35%	\$ 7,782.09	\$ 7,917.57	1.74%	\$ 13,486.13	\$ 13,621.61	1.00%	\$ 3,246.54
MGS-S Customer 961	3.35%	\$ 17,750.36	\$ 17,960.56	1.18%	\$ 55,311.11	\$ 55,521.31	0.38%	\$ 6,480.67
MGS-S Customer 962	2.76%	\$ 2,941.05	\$ 2,978.80	1.28%	\$ 11,063.14	\$ 11,100.89	0.34%	\$ 1,404.17
MGS-S Customer 963	3.82%	\$ 5,287.72	\$ 5,374.58	1.64%	\$ 13,409.58	\$ 13,496.44	0.65%	\$ 2,357.44
MGS-S Customer 964	4.29%	\$ 3,298.37	\$ 3,367.61	2.10%	\$ 8,827.13	\$ 8,896.37	0.78%	\$ 1,684.89
MGS-S Customer 965	3.24%	\$ 6,392.30	\$ 6,477.13	1.33%	\$ 19,957.68	\$ 20,042.51	0.43%	\$ 2,700.05
MGS-S Customer 966	3.98%	\$ 4,867.52	\$ 4,952.26	1.74%	\$ 12,557.92	\$ 12,642.66	0.67%	\$ 2,214.92
MGS-S Customer 967	3.87%	\$ 5,662.32	\$ 5,754.26	1.62%	\$ 16,579.53	\$ 16,671.47	0.55%	\$ 2,468.22
MGS-S Customer 968	4.66%	\$ 6,604.00	\$ 6,721.86	1.78%	\$ 20,381.34	\$ 20,499.20	0.58%	\$ 2,646.90
MGS-S Customer 969	6.43%	\$ 27,700.31	\$ 28,319.86	2.24%	\$ 30,202.68	\$ 30,822.23	2.05%	\$ 10,254.11
MGS-S Customer 970	5.42%	\$ 1,100.79	\$ 1,143.02	3.84%	\$ 1,938.11	\$ 1,980.34	2.18%	\$ 821.06
MGS-S Customer 971	1.91%	\$ 3,617.18	\$ 3,648.34	0.86%	\$ 7,474.72	\$ 7,505.88	0.42%	\$ 1,666.21
MGS-S Customer 972	1.91%	\$ 3,581.87	\$ 3,612.90	0.87%	\$ 7,366.28	\$ 7,397.31	0.42%	\$ 1,654.50
MGS-S Customer 973	3.49%	\$ 23,617.05	\$ 23,898.19	1.19%	\$ 86,232.85	\$ 86,513.99	0.33%	\$ 8,345.63
MGS-S Customer 974	2.71%	\$ 3,507.22	\$ 3,548.35	1.17%	\$ 17,855.31	\$ 17,896.44	0.23%	\$ 1,556.56
MGS-S Customer 975	3.65%	\$ 4,133.24	\$ 4,202.04	1.66%	\$ 12,634.46	\$ 12,703.26	0.54%	\$ 1,952.13
MGS-S Customer 976	3.44%	\$ 6,711.72	\$ 6,804.27	1.38%	\$ 24,847.65	\$ 24,940.20	0.37%	\$ 2,779.86
MGS-S Customer 977	5.08%	\$ 1,546.07	\$ 1,599.49	3.46%	\$ 3,127.48	\$ 3,180.90	1.71%	\$ 1,104.14
MGS-S Customer 978	-3.86%	\$ 17,483.82	\$ 17,230.01	-1.45%	\$ 54,272.15	\$ 54,018.34	-0.47%	\$ 6,328.25
MGS-S Customer 979	3.53%	\$ 9,958.51	\$ 10,090.25	1.32%	\$ 35,019.05	\$ 35,150.79	0.38%	\$ 3,860.86
MGS-S Customer 980	5.10%	\$ 1,026.69	\$ 1,071.76	4.39%	\$ 1,764.38	\$ 1,809.45	2.55%	\$ 928.89
MGS-S Customer 981	3.69%	\$ 11,469.08	\$ 11,623.28	1.34%	\$ 43,682.29	\$ 43,836.49	0.35%	\$ 4,337.05
MGS-S Customer 982	2.90%	\$ 3,137.59	\$ 3,179.70	1.34%	\$ 8,492.79	\$ 8,534.90	0.50%	\$ 1,492.49
MGS-S Customer 983	3.72%	\$ 5,155.69	\$ 5,239.19	1.62%	\$ 11,128.82	\$ 11,212.32	0.75%	\$ 2,326.24
MGS-S Customer 984	4.11%	\$ 4,352.30	\$ 4,428.56	1.75%	\$ 7,850.37	\$ 7,926.63	0.97%	\$ 1,932.58
MGS-S Customer 985	3.75%	\$ 7,764.85	\$ 7,873.31	1.40%	\$ 28,010.89	\$ 28,119.35	0.39%	\$ 3,000.07
MGS-S Customer 986	3.68%	\$ 22,007.21	\$ 22,280.31	1.24%	\$ 96,625.95	\$ 96,899.05	0.28%	\$ 7,703.44
MGS-S Customer 987	4.15%	\$ 5,926.17	\$ 6,022.04	1.62%	\$ 20,222.61	\$ 20,318.48	0.47%	\$ 2,404.31
MGS-S Customer 988	3.81%	\$ 10,717.47	\$ 10,863.42	1.36%	\$ 37,898.74	\$ 38,044.69	0.39%	\$ 3,979.05
MGS-S Customer 989	3.85%	\$ 7,689.89	\$ 7,806.90	1.52%	\$ 20,715.95	\$ 20,832.96	0.56%	\$ 3,159.03
MGS-S Customer 990	3.99%	\$ 3,833.59	\$ 3,904.52	1.85%	\$ 12,160.55	\$ 12,231.48	0.58%	\$ 1,850.36
MGS-S Customer 991	1.84%	\$ 38,317.98	\$ 38,581.26	0.69%	\$ 113,421.20	\$ 113,684.48	0.23%	\$ 14,540.75
MGS-S Customer 992	2.88%	\$ 7,735.29	\$ 7,819.73	1.09%	\$ 22,781.53	\$ 22,865.97	0.37%	\$ 3,021.16
MGS-S Customer 993	3.48%	\$ 8,925.69	\$ 9,041.37	1.30%	\$ 23,437.18	\$ 23,552.86	0.49%	\$ 3,442.90
MGS-S Customer 994	2.95%	\$ 15,712.88	\$ 15,879.67	1.06%	\$ 45,631.68	\$ 45,798.47	0.37%	\$ 5,821.34
MGS-S Customer 995	5.56%	\$ 1,824.25	\$ 1,887.75	3.48%	\$ 2,953.63	\$ 3,017.13	2.15%	\$ 1,205.61
MGS-S Customer 996	5.72%	\$ 2,143.12	\$ 2,203.54	2.82%	\$ 12,649.89	\$ 12,710.31	0.48%	\$ 1,116.89
MGS-S Customer 997	4.83%	\$ 1,978.00	\$ 2,035.32	2.90%	\$ 5,024.61	\$ 5,081.93	1.14%	\$ 1,243.82

Internal Use

Customer	Distribution % Difference	Delivery 8/24 Prices	Delivery 1/25 Prices	Delivery % Difference	Bundled 8/24 Prices	Bundled 1/25 Prices	Bundled % Difference	Distribution 1/25 Prices
MGS-S Customer 998	3.92%	\$ 4,036.29	\$ 4,103.03	1.65%	\$ 14,685.66	\$ 14,752.40	0.45%	\$ 1,770.98
MGS-S Customer 999	3.88%	\$ 5,349.56	\$ 5,431.96	1.54%	\$ 19,237.74	\$ 19,320.14	0.43%	\$ 2,205.10
MGS-S Customer 1000	4.03%	\$ 5,310.61	\$ 5,397.68	1.64%	\$ 11,569.52	\$ 11,656.59	0.75%	\$ 2,246.43
MGS-S Customer 1001	3.88%	\$ 2,480.17	\$ 2,530.73	2.04%	\$ 14,533.84	\$ 14,584.40	0.35%	\$ 1,352.27
MGS-S Customer 1002	5.16%	\$ 758.16	\$ 790.62	4.28%	\$ 7,057.86	\$ 7,090.32	0.46%	\$ 662.11
MGS-S Customer 1003	4.02%	\$ 25,255.09	\$ 25,606.92	1.39%	\$ 63,270.61	\$ 63,622.44	0.56%	\$ 9,100.21
MGS-S Customer 1004	3.77%	\$ 4,921.53	\$ 4,996.78	1.53%	\$ 16,675.49	\$ 16,750.74	0.45%	\$ 2,070.75
MGS-S Customer 1005	4.27%	\$ 3,521.86	\$ 3,588.03	1.88%	\$ 11,216.03	\$ 11,282.20	0.59%	\$ 1,614.04
MGS-S Customer 1006	5.39%	\$ 1,686.24	\$ 1,745.61	3.52%	\$ 2,280.41	\$ 2,339.78	2.60%	\$ 1,160.81
MGS-S Customer 1007	3.08%	\$ 8,078.33	\$ 8,176.65	1.22%	\$ 20,802.73	\$ 20,901.05	0.47%	\$ 3,291.13
MGS-S Customer 1008	3.54%	\$ 27,563.65	\$ 27,889.00	1.18%	\$ 117,310.90	\$ 117,636.25	0.28%	\$ 9,527.05
MGS-S Customer 1009	3.91%	\$ 4,430.23	\$ 4,507.80	1.75%	\$ 12,021.91	\$ 12,099.48	0.65%	\$ 2,063.03
MGS-S Customer 1010	3.85%	\$ 12,418.10	\$ 12,586.16	1.35%	\$ 44,379.93	\$ 44,547.99	0.38%	\$ 4,537.50
MGS-S Customer 1011	4.35%	\$ 4,831.21	\$ 4,917.75	1.79%	\$ 11,712.97	\$ 11,799.51	0.74%	\$ 2,076.39
MGS-S Customer 1012	3.86%	\$ 5,675.55	\$ 5,762.89	1.54%	\$ 15,364.31	\$ 15,451.65	0.57%	\$ 2,348.34
MGS-S Customer 1013	3.39%	\$ 3,864.28	\$ 3,921.48	1.48%	\$ 9,413.27	\$ 9,470.47	0.61%	\$ 1,745.40
MGS-S Customer 1014	3.37%	\$ 8,060.06	\$ 8,165.53	1.31%	\$ 27,585.44	\$ 27,690.91	0.38%	\$ 3,238.50
MGS-S Customer 1015	6.33%	\$ 14,689.79	\$ 15,020.96	2.25%	\$ 36,559.86	\$ 36,891.03	0.91%	\$ 5,561.27
MGS-S Customer 1016	4.77%	\$ 7,325.45	\$ 7,463.47	1.88%	\$ 20,854.04	\$ 20,992.06	0.66%	\$ 3,034.32
MGS-S Customer 1017	5.17%	\$ 982.44	\$ 1,024.82	4.31%	\$ 8,964.56	\$ 9,006.94	0.47%	\$ 861.98
MGS-S Customer 1018	3.99%	\$ 5,163.21	\$ 5,246.03	1.60%	\$ 16,743.38	\$ 16,826.20	0.49%	\$ 2,157.11
MGS-S Customer 1019	4.59%	\$ 3,346.94	\$ 3,419.89	2.18%	\$ 14,341.62	\$ 14,414.57	0.51%	\$ 1,663.99
MGS-S Customer 1020	2.02%	\$ 26,736.64	\$ 26,928.82	0.72%	\$ 48,167.93	\$ 48,360.11	0.40%	\$ 9,693.14
MGS-S Customer 1021	3.77%	\$ 26,400.36	\$ 26,731.89	1.26%	\$ 114,977.55	\$ 115,309.08	0.29%	\$ 9,134.99
MGS-S Customer 1022	4.26%	\$ 4,109.62	\$ 4,189.36	1.94%	\$ 11,905.60	\$ 11,985.34	0.67%	\$ 1,951.37
MGS-S Customer 1023	3.72%	\$ 4,144.45	\$ 4,210.22	1.59%	\$ 10,924.28	\$ 10,990.05	0.60%	\$ 1,835.37
MGS-S Customer 1024	3.80%	\$ 6,568.93	\$ 6,665.54	1.47%	\$ 19,394.23	\$ 19,490.84	0.50%	\$ 2,636.78
MGS-S Customer 1025	3.66%	\$ 7,890.64	\$ 7,998.73	1.37%	\$ 25,166.05	\$ 25,274.14	0.43%	\$ 3,064.35
MGS-S Customer 1026	6.03%	\$ 5,149.66	\$ 5,281.51	2.56%	\$ 13,558.55	\$ 13,690.40	0.97%	\$ 2,317.74
MGS-S Customer 1027	4.11%	\$ 5,232.65	\$ 5,324.47	1.75%	\$ 15,077.61	\$ 15,169.43	0.61%	\$ 2,327.39
MGS-S Customer 1028	5.17%	\$ 832.09	\$ 874.48	5.09%	\$ 1,444.54	\$ 1,486.93	2.93%	\$ 861.98
MGS-S Customer 1029	3.59%	\$ 20,605.26	\$ 20,858.59	1.23%	\$ 61,767.60	\$ 62,020.93	0.41%	\$ 7,318.55
MGS-S Customer 1030	3.57%	\$ 4,883.48	\$ 4,954.47	1.45%	\$ 16,313.39	\$ 16,384.38	0.44%	\$ 2,058.95
MGS-S Customer 1031	3.80%	\$ 10,712.35	\$ 10,857.97	1.36%	\$ 37,469.02	\$ 37,614.64	0.39%	\$ 3,980.20
MGS-S Customer 1032	3.27%	\$ 65,146.92	\$ 65,839.32	1.06%	\$ 261,189.09	\$ 261,881.49	0.27%	\$ 21,836.89
MGS-S Customer 1033	4.04%	\$ 12,562.07	\$ 12,747.34	1.47%	\$ 37,473.26	\$ 37,658.53	0.49%	\$ 4,772.78
MGS-S Customer 1034	4.92%	\$ 2,620.96	\$ 2,682.46	2.35%	\$ 8,867.07	\$ 8,928.57	0.69%	\$ 1,312.14
MGS-S Customer 1035	2.05%	\$ 4,845.56	\$ 4,886.73	0.85%	\$ 14,653.95	\$ 14,695.12	0.28%	\$ 2,050.66
MGS-S Customer 1036	2.88%	\$ 3,129.31	\$ 3,171.35	1.34%	\$ 6,593.78	\$ 6,635.82	0.64%	\$ 1,502.94
MGS-S Customer 1037	2.29%	\$ 5,071.63	\$ 5,119.59	0.95%	\$ 13,679.23	\$ 13,727.19	0.35%	\$ 2,138.68

Internal Use

Customer	Distribution % Difference	Delivery 8/24 Prices	Delivery 1/25 Prices	Delivery % Difference	Bundled 8/24 Prices	Bundled 1/25 Prices	Bundled % Difference	Distribution 1/25 Prices
MGS-S Customer 1038	2.95%	\$ 5,508.67	\$ 5,574.25	1.19%	\$ 15,142.93	\$ 15,208.51	0.43%	\$ 2,286.27
MGS-S Customer 1039	2.98%	\$ 10,475.15	\$ 10,587.21	1.07%	\$ 39,127.34	\$ 39,239.40	0.29%	\$ 3,877.50
MGS-S Customer 1040	3.41%	\$ 10,594.67	\$ 10,725.57	1.24%	\$ 33,216.48	\$ 33,347.38	0.39%	\$ 3,965.43
MGS-S Customer 1041	3.30%	\$ 9,687.65	\$ 9,803.69	1.20%	\$ 35,396.98	\$ 35,513.02	0.33%	\$ 3,627.20
MGS-S Customer 1042	4.07%	\$ 8,170.33	\$ 8,300.14	1.59%	\$ 22,211.05	\$ 22,340.86	0.58%	\$ 3,320.62
MGS-S Customer 1043	5.44%	\$ 3,284.52	\$ 3,370.61	2.62%	\$ 10,766.50	\$ 10,852.59	0.80%	\$ 1,670.10
MGS-S Customer 1044	4.16%	\$ 2,510.13	\$ 2,567.43	2.28%	\$ 4,502.89	\$ 4,560.19	1.27%	\$ 1,434.98
MGS-S Customer 1045	4.92%	\$ 2,261.96	\$ 2,324.56	2.77%	\$ 6,402.88	\$ 6,465.48	0.98%	\$ 1,335.34
MGS-S Customer 1046	3.64%	\$ 31,071.11	\$ 31,458.63	1.25%	\$ 81,091.17	\$ 81,478.69	0.48%	\$ 11,031.78
MGS-S Customer 1047	3.29%	\$ 5,286.97	\$ 5,367.14	1.52%	\$ 10,287.15	\$ 10,367.32	0.78%	\$ 2,514.21
MGS-S Customer 1048	2.89%	\$ 49,482.05	\$ 49,961.01	0.97%	\$ 148,937.15	\$ 149,416.11	0.32%	\$ 17,060.95
MGS-S Customer 1049	3.49%	\$ 4,359.87	\$ 4,423.23	1.45%	\$ 15,096.43	\$ 15,159.79	0.42%	\$ 1,881.34
MGS-S Customer 1050	3.75%	\$ 6,948.10	\$ 7,052.43	1.50%	\$ 22,396.55	\$ 22,500.88	0.47%	\$ 2,883.02
MGS-S Customer 1051	5.58%	\$ 2,121.39	\$ 2,186.26	3.06%	\$ 14,711.08	\$ 14,775.95	0.44%	\$ 1,227.79
MGS-S Customer 1052	3.73%	\$ 7,956.73	\$ 8,067.79	1.40%	\$ 25,475.64	\$ 25,586.70	0.44%	\$ 3,086.12
MGS-S Customer 1053	3.53%	\$ 7,332.83	\$ 7,431.66	1.35%	\$ 21,048.47	\$ 21,147.30	0.47%	\$ 2,894.77
MGS-S Customer 1054	5.23%	\$ 930.83	\$ 975.58	4.81%	\$ 999.39	\$ 1,044.14	4.48%	\$ 900.43
MGS-S Customer 1055	4.07%	\$ 4,811.84	\$ 4,891.04	1.65%	\$ 17,527.10	\$ 17,606.30	0.45%	\$ 2,026.99
MGS-S Customer 1056	5.16%	\$ 752.91	\$ 785.37	4.31%	\$ 6,795.29	\$ 6,827.75	0.48%	\$ 662.11
MGS-S Customer 1057	4.22%	\$ 4,149.61	\$ 4,223.54	1.78%	\$ 13,045.61	\$ 13,119.54	0.57%	\$ 1,824.06
MGS-S Customer 1058	5.08%	\$ 3,481.64	\$ 3,559.74	2.24%	\$ 9,189.68	\$ 9,267.78	0.85%	\$ 1,616.80
MGS-S Customer 1059	3.87%	\$ 4,408.47	\$ 4,479.44	1.61%	\$ 14,616.33	\$ 14,687.30	0.49%	\$ 1,903.54
MGS-S Customer 1060	5.17%	\$ 1,034.27	\$ 1,076.65	4.10%	\$ 11,557.15	\$ 11,599.53	0.37%	\$ 861.98
MGS-S Customer 1061	3.54%	\$ 16,862.49	\$ 17,067.19	1.21%	\$ 61,928.08	\$ 62,132.78	0.33%	\$ 5,987.93
MGS-S Customer 1062	5.00%	\$ 2,884.43	\$ 2,957.83	2.54%	\$ 8,808.66	\$ 8,882.06	0.83%	\$ 1,540.10
MGS-S Customer 1063	3.64%	\$ 7,019.30	\$ 7,116.20	1.38%	\$ 24,386.69	\$ 24,483.59	0.40%	\$ 2,760.36
MGS-S Customer 1064	4.11%	\$ 4,217.34	\$ 4,295.74	1.86%	\$ 12,480.43	\$ 12,558.83	0.63%	\$ 1,984.98
MGS-S Customer 1065	3.63%	\$ 12,178.90	\$ 12,335.39	1.28%	\$ 41,936.13	\$ 42,092.62	0.37%	\$ 4,467.86
MGS-S Customer 1066	4.13%	\$ 5,243.20	\$ 5,336.34	1.78%	\$ 12,959.88	\$ 13,053.02	0.72%	\$ 2,346.32
MGS-S Customer 1067	5.17%	\$ 819.60	\$ 861.98	5.17%	\$ 819.60	\$ 861.98	5.17%	\$ 861.98
MGS-S Customer 1068	4.47%	\$ 4,529.78	\$ 4,620.73	2.01%	\$ 8,835.23	\$ 8,926.18	1.03%	\$ 2,123.52
MGS-S Customer 1069	3.69%	\$ 8,839.16	\$ 8,959.06	1.36%	\$ 30,220.63	\$ 30,340.53	0.40%	\$ 3,365.57
MGS-S Customer 1070	3.83%	\$ 3,725.63	\$ 3,793.14	1.81%	\$ 9,383.97	\$ 9,451.48	0.72%	\$ 1,831.12
MGS-S Customer 1071	3.83%	\$ 7,911.74	\$ 8,023.05	1.41%	\$ 32,678.50	\$ 32,789.81	0.34%	\$ 3,019.58
MGS-S Customer 1072	3.79%	\$ 12,698.54	\$ 12,871.23	1.36%	\$ 50,530.67	\$ 50,703.36	0.34%	\$ 4,726.09
MGS-S Customer 1073	4.00%	\$ 4,589.02	\$ 4,671.77	1.80%	\$ 9,274.76	\$ 9,357.51	0.89%	\$ 2,148.67
MGS-S Customer 1074	4.20%	\$ 6,071.51	\$ 6,170.25	1.63%	\$ 21,536.41	\$ 21,635.15	0.46%	\$ 2,446.90
MGS-S Customer 1075	3.48%	\$ 26,869.67	\$ 27,186.03	1.18%	\$ 99,349.40	\$ 99,665.76	0.32%	\$ 9,407.06
MGS-S Customer 1076	3.78%	\$ 6,603.49	\$ 6,699.10	1.45%	\$ 22,306.52	\$ 22,402.13	0.43%	\$ 2,628.22
MGS-S Customer 1077	3.55%	\$ 6,060.81	\$ 6,149.93	1.47%	\$ 18,063.07	\$ 18,152.19	0.49%	\$ 2,597.55

Internal Use

Customer	Distribution % Difference	Delivery 8/24 Prices	Delivery 1/25 Prices	Delivery % Difference	Bundled 8/24 Prices	Bundled 1/25 Prices	Bundled % Difference	Distribution 1/25 Prices
MGS-S Customer 1078	3.36%	\$ 6,404.82	\$ 6,492.89	1.38%	\$ 19,770.13	\$ 19,858.20	0.45%	\$ 2,706.50
MGS-S Customer 1079	3.58%	\$ 3,242.43	\$ 3,300.23	1.78%	\$ 7,259.94	\$ 7,317.74	0.80%	\$ 1,673.68
MGS-S Customer 1080	3.58%	\$ 4,317.08	\$ 4,387.21	1.62%	\$ 10,679.28	\$ 10,749.41	0.66%	\$ 2,030.97
MGS-S Customer 1081	3.72%	\$ 4,868.80	\$ 4,947.99	1.63%	\$ 13,324.31	\$ 13,403.50	0.59%	\$ 2,208.74
MGS-S Customer 1082	5.16%	\$ 8,162.88	\$ 8,322.97	1.96%	\$ 12,422.63	\$ 12,582.72	1.29%	\$ 3,261.58
MGS-S Customer 1083	4.20%	\$ 7,407.72	\$ 7,524.97	1.58%	\$ 23,461.19	\$ 23,578.44	0.50%	\$ 2,908.25
MGS-S Customer 1084	3.28%	\$ 9,349.38	\$ 9,466.94	1.26%	\$ 26,397.52	\$ 26,515.08	0.45%	\$ 3,703.82
MGS-S Customer 1085	3.90%	\$ 4,784.74	\$ 4,861.48	1.60%	\$ 13,815.11	\$ 13,891.85	0.56%	\$ 2,043.04
MGS-S Customer 1086	3.91%	\$ 10,171.27	\$ 10,317.33	1.44%	\$ 43,488.04	\$ 43,634.10	0.34%	\$ 3,879.35
MGS-S Customer 1087	3.38%	\$ 12,149.73	\$ 12,293.79	1.19%	\$ 48,467.29	\$ 48,611.35	0.30%	\$ 4,408.82
MGS-S Customer 1088	3.46%	\$ 12,455.82	\$ 12,612.46	1.26%	\$ 44,672.92	\$ 44,829.56	0.35%	\$ 4,678.27
MGS-S Customer 1089	3.99%	\$ 5,981.48	\$ 6,073.44	1.54%	\$ 23,671.78	\$ 23,763.74	0.39%	\$ 2,398.64
MGS-S Customer 1090	3.63%	\$ 8,095.50	\$ 8,203.86	1.34%	\$ 31,449.51	\$ 31,557.87	0.34%	\$ 3,092.33
MGS-S Customer 1091	3.82%	\$ 7,046.92	\$ 7,149.75	1.46%	\$ 20,691.72	\$ 20,794.55	0.50%	\$ 2,797.43
MGS-S Customer 1092	2.14%	\$ 4,485.27	\$ 4,525.09	0.89%	\$ 17,969.64	\$ 18,009.46	0.22%	\$ 1,900.06
MGS-S Customer 1093	3.65%	\$ 5,044.84	\$ 5,124.25	1.57%	\$ 15,602.80	\$ 15,682.21	0.51%	\$ 2,254.76
MGS-S Customer 1094	3.82%	\$ 4,224.26	\$ 4,300.96	1.82%	\$ 5,906.22	\$ 5,982.92	1.30%	\$ 2,083.05
MGS-S Customer 1095	3.01%	\$ 3,962.88	\$ 4,013.88	1.29%	\$ 14,338.59	\$ 14,389.59	0.36%	\$ 1,744.07
MGS-S Customer 1096	3.34%	\$ 11,046.30	\$ 11,184.00	1.25%	\$ 32,224.04	\$ 32,361.74	0.43%	\$ 4,265.14
MGS-S Customer 1097	3.26%	\$ 8,308.10	\$ 8,413.03	1.26%	\$ 28,169.41	\$ 28,274.34	0.37%	\$ 3,321.66
MGS-S Customer 1098	4.40%	\$ 5,642.37	\$ 5,747.48	1.86%	\$ 12,685.58	\$ 12,790.69	0.83%	\$ 2,491.55
MGS-S Customer 1099	3.72%	\$ 15,244.13	\$ 15,446.61	1.33%	\$ 48,077.68	\$ 48,280.16	0.42%	\$ 5,646.88
MGS-S Customer 1100	4.07%	\$ 5,306.10	\$ 5,392.28	1.62%	\$ 17,230.31	\$ 17,316.49	0.50%	\$ 2,204.77
MGS-S Customer 1101	4.18%	\$ 5,067.56	\$ 5,158.94	1.80%	\$ 13,927.45	\$ 14,018.83	0.66%	\$ 2,277.23
MGS-S Customer 1102	2.73%	\$ 2,126.22	\$ 2,163.34	1.75%	\$ 6,582.50	\$ 6,619.62	0.56%	\$ 1,398.81
MGS-S Customer 1103	2.23%	\$ 2,069.65	\$ 2,095.33	1.24%	\$ 18,346.40	\$ 18,372.08	0.14%	\$ 1,175.25
MGS-S Customer 1104	3.58%	\$ 10,674.58	\$ 10,811.07	1.28%	\$ 39,003.97	\$ 39,140.46	0.35%	\$ 3,954.06
MGS-S Customer 1105	3.83%	\$ 7,256.06	\$ 7,361.33	1.45%	\$ 23,560.00	\$ 23,665.27	0.45%	\$ 2,851.45
MGS-S Customer 1106	2.49%	\$ 21,353.29	\$ 21,538.35	0.87%	\$ 74,207.09	\$ 74,392.15	0.25%	\$ 7,613.14
MGS-S Customer 1107	1.94%	\$ 6,992.97	\$ 7,049.05	0.80%	\$ 14,858.88	\$ 14,914.96	0.38%	\$ 2,941.21
MGS-S Customer 1108	3.63%	\$ 12,351.63	\$ 12,509.15	1.28%	\$ 46,803.38	\$ 46,960.90	0.34%	\$ 4,494.67
MGS-S Customer 1109	3.70%	\$ 5,638.18	\$ 5,721.64	1.48%	\$ 15,050.76	\$ 15,134.22	0.55%	\$ 2,336.52
MGS-S Customer 1110	3.83%	\$ 4,012.92	\$ 4,083.51	1.76%	\$ 12,373.71	\$ 12,444.30	0.57%	\$ 1,911.97
MGS-S Customer 1111	3.95%	\$ 5,926.58	\$ 6,024.82	1.66%	\$ 13,792.49	\$ 13,890.73	0.71%	\$ 2,582.36
MGS-S Customer 1112	6.18%	\$ 6,193.56	\$ 6,341.62	2.39%	\$ 15,537.93	\$ 15,685.99	0.95%	\$ 2,543.11
MGS-S Customer 1113	3.72%	\$ 5,230.46	\$ 5,310.08	1.52%	\$ 10,774.42	\$ 10,854.04	0.74%	\$ 2,222.14
MGS-S Customer 1114	4.26%	\$ 5,035.28	\$ 5,121.46	1.71%	\$ 17,009.88	\$ 17,096.06	0.51%	\$ 2,110.90
MGS-S Customer 1115	2.97%	\$ 5,300.93	\$ 5,362.27	1.16%	\$ 27,131.35	\$ 27,192.69	0.23%	\$ 2,127.69
MGS-S Customer 1116	5.35%	\$ 12,894.32	\$ 13,143.55	1.93%	\$ 36,510.33	\$ 36,759.56	0.68%	\$ 4,910.83
MGS-S Customer 1117	1.77%	\$ 23,608.67	\$ 23,762.41	0.65%	\$ 79,369.34	\$ 79,523.08	0.19%	\$ 8,857.49

Internal Use

Customer	Distribution % Difference	Delivery 8/24 Prices	Delivery 1/25 Prices	Delivery % Difference	Bundled 8/24 Prices	Bundled 1/25 Prices	Bundled % Difference	Distribution 1/25 Prices
MGS-S Customer 1118	3.72%	\$ 5,462.39	\$ 5,548.68	1.58%	\$ 14,810.19	\$ 14,896.48	0.58%	\$ 2,408.99
MGS-S Customer 1119	5.60%	\$ 1,815.80	\$ 1,867.54	2.85%	\$ 16,046.20	\$ 16,097.94	0.32%	\$ 975.72
MGS-S Customer 1120	3.84%	\$ 8,556.91	\$ 8,681.89	1.46%	\$ 33,091.60	\$ 33,216.58	0.38%	\$ 3,379.11
MGS-S Customer 1121	3.70%	\$ 5,751.89	\$ 5,840.46	1.54%	\$ 19,143.59	\$ 19,232.16	0.46%	\$ 2,480.97
MGS-S Customer 1122	3.83%	\$ 6,212.60	\$ 6,305.10	1.49%	\$ 19,500.32	\$ 19,592.82	0.47%	\$ 2,509.57
MGS-S Customer 1123	3.60%	\$ 14,765.87	\$ 14,954.93	1.28%	\$ 53,912.60	\$ 54,101.66	0.35%	\$ 5,434.29
MGS-S Customer 1124	1.88%	\$ 15,078.17	\$ 15,186.33	0.72%	\$ 23,853.62	\$ 23,961.78	0.45%	\$ 5,874.91
MGS-S Customer 1125	3.67%	\$ 7,664.72	\$ 7,776.77	1.46%	\$ 18,612.89	\$ 18,724.94	0.60%	\$ 3,163.88
MGS-S Customer 1126	5.17%	\$ 1,023.75	\$ 1,066.14	4.14%	\$ 11,031.19	\$ 11,073.58	0.38%	\$ 861.98
MGS-S Customer 1127	5.69%	\$ 2,075.83	\$ 2,133.63	2.78%	\$ 15,262.09	\$ 15,319.89	0.38%	\$ 1,074.20
MGS-S Customer 1128	3.99%	\$ 4,843.10	\$ 4,927.69	1.75%	\$ 13,039.46	\$ 13,124.05	0.65%	\$ 2,202.89
MGS-S Customer 1129	3.64%	\$ 4,396.39	\$ 4,463.25	1.52%	\$ 13,872.50	\$ 13,939.36	0.48%	\$ 1,903.61
MGS-S Customer 1130	4.31%	\$ 11,698.63	\$ 11,876.62	1.52%	\$ 40,835.87	\$ 41,013.86	0.44%	\$ 4,311.17
MGS-S Customer 1131	3.87%	\$ 5,512.06	\$ 5,596.86	1.54%	\$ 17,372.63	\$ 17,457.43	0.49%	\$ 2,276.03
MGS-S Customer 1132	2.91%	\$ 10,315.53	\$ 10,427.98	1.09%	\$ 35,682.06	\$ 35,794.51	0.32%	\$ 3,977.70
MGS-S Customer 1133	4.15%	\$ 6,328.21	\$ 6,429.45	1.60%	\$ 21,219.39	\$ 21,320.63	0.48%	\$ 2,540.14
MGS-S Customer 1134	5.65%	\$ 1,882.40	\$ 1,937.86	2.95%	\$ 10,895.52	\$ 10,950.98	0.51%	\$ 1,036.29
MGS-S Customer 1135	3.70%	\$ 4,266.12	\$ 4,333.12	1.57%	\$ 11,359.61	\$ 11,426.61	0.59%	\$ 1,875.44
MGS-S Customer 1136	3.36%	\$ 9,617.14	\$ 9,738.59	1.26%	\$ 35,513.86	\$ 35,635.31	0.34%	\$ 3,734.81
MGS-S Customer 1137	3.66%	\$ 6,299.37	\$ 6,393.65	1.50%	\$ 19,692.21	\$ 19,786.49	0.48%	\$ 2,671.27
MGS-S Customer 1138	5.17%	\$ 819.60	\$ 861.98	5.17%	\$ 819.60	\$ 861.98	5.17%	\$ 861.98
MGS-S Customer 1139	5.45%	\$ 1,479.26	\$ 1,535.16	3.78%	\$ 3,014.96	\$ 3,070.86	1.85%	\$ 1,081.94
MGS-S Customer 1140	3.55%	\$ 21,515.48	\$ 21,774.59	1.20%	\$ 72,120.57	\$ 72,379.68	0.36%	\$ 7,567.61
MGS-S Customer 1141	1.98%	\$ 13,171.57	\$ 13,271.23	0.76%	\$ 14,181.66	\$ 14,281.32	0.70%	\$ 5,132.58
MGS-S Customer 1142	3.69%	\$ 10,393.05	\$ 10,536.68	1.38%	\$ 32,861.86	\$ 33,005.49	0.44%	\$ 4,031.80
MGS-S Customer 1143	4.01%	\$ 4,967.64	\$ 5,048.52	1.63%	\$ 15,477.61	\$ 15,558.49	0.52%	\$ 2,096.69
MGS-S Customer 1144	2.76%	\$ 5,621.27	\$ 5,683.58	1.11%	\$ 15,610.09	\$ 15,672.40	0.40%	\$ 2,321.93
MGS-S Customer 1145	3.20%	\$ 33,376.90	\$ 33,741.77	1.09%	\$ 91,582.81	\$ 91,947.68	0.40%	\$ 11,765.25
MGS-S Customer 1146	3.73%	\$ 19,504.26	\$ 19,751.08	1.27%	\$ 70,602.97	\$ 70,849.79	0.35%	\$ 6,866.96
MGS-S Customer 1147	3.76%	\$ 4,274.10	\$ 4,341.30	1.57%	\$ 14,785.67	\$ 14,852.87	0.45%	\$ 1,854.17
MGS-S Customer 1148	3.83%	\$ 12,644.96	\$ 12,814.20	1.34%	\$ 48,916.82	\$ 49,086.06	0.35%	\$ 4,585.73
MGS-S Customer 1149	3.74%	\$ 8,389.03	\$ 8,504.70	1.38%	\$ 29,460.51	\$ 29,576.18	0.39%	\$ 3,211.38
MGS-S Customer 1150	3.63%	\$ 7,615.11	\$ 7,718.36	1.36%	\$ 28,268.95	\$ 28,372.20	0.37%	\$ 2,944.34
MGS-S Customer 1151	3.95%	\$ 4,870.42	\$ 4,953.31	1.70%	\$ 17,052.41	\$ 17,135.30	0.49%	\$ 2,183.87
MGS-S Customer 1152	5.96%	\$ 3,614.54	\$ 3,704.07	2.48%	\$ 19,903.97	\$ 19,993.50	0.45%	\$ 1,590.69
MGS-S Customer 1153	4.08%	\$ 6,114.78	\$ 6,218.42	1.69%	\$ 14,945.08	\$ 15,048.72	0.69%	\$ 2,641.75
MGS-S Customer 1154	3.29%	\$ 18,003.74	\$ 18,212.93	1.16%	\$ 54,785.21	\$ 54,994.40	0.38%	\$ 6,573.42
MGS-S Customer 1155	3.66%	\$ 15,204.11	\$ 15,403.10	1.31%	\$ 46,612.91	\$ 46,811.90	0.43%	\$ 5,642.32
MGS-S Customer 1156	5.45%	\$ 1,372.75	\$ 1,416.11	3.16%	\$ 12,985.14	\$ 13,028.50	0.33%	\$ 839.32
MGS-S Customer 1157	5.15%	\$ 7,081.89	\$ 7,227.87	2.06%	\$ 16,846.75	\$ 16,992.73	0.87%	\$ 2,978.50

Customer	Distribution % Difference	Delivery 8/24 Prices	Delivery 1/25 Prices	Delivery % Difference	Bundled 8/24 Prices	Bundled 1/25 Prices	Bundled % Difference	Distribution 1/25 Prices
MGS-S Customer 1158	4.00%	\$ 4,556.41	\$ 4,635.82	1.74%	\$ 18,039.52	\$ 18,118.93	0.44%	\$ 2,065.51
MGS-S Customer 1159	2.16%	\$ 8,180.97	\$ 8,254.63	0.90%	\$ 27,706.35	\$ 27,780.01	0.27%	\$ 3,481.70
MGS-S Customer 1160	4.20%	\$ 5,756.29	\$ 5,856.70	1.74%	\$ 18,603.87	\$ 18,704.28	0.54%	\$ 2,488.95
MGS-S Customer 1161	2.77%	\$ 6,756.81	\$ 6,828.15	1.06%	\$ 26,571.84	\$ 26,643.18	0.27%	\$ 2,646.80
MGS-S Customer 1162	3.84%	\$ 3,731.48	\$ 3,799.30	1.82%	\$ 9,332.34	\$ 9,400.16	0.73%	\$ 1,833.62
MGS-S Customer 1163	3.56%	\$ 5,961.59	\$ 6,044.81	1.40%	\$ 18,951.77	\$ 19,034.99	0.44%	\$ 2,422.94
MGS-S Customer 1164	3.62%	\$ 6,524.96	\$ 6,616.11	1.40%	\$ 21,133.68	\$ 21,224.83	0.43%	\$ 2,607.82
MGS-S Customer 1165	3.54%	\$ 4,419.50	\$ 4,485.20	1.49%	\$ 12,177.43	\$ 12,243.13	0.54%	\$ 1,923.44
MGS-S Customer 1166	4.79%	\$ 1,969.34	\$ 2,025.91	2.87%	\$ 5,380.80	\$ 5,437.37	1.05%	\$ 1,238.10
MGS-S Customer 1167	3.22%	\$ 11,795.80	\$ 11,936.25	1.19%	\$ 35,263.27	\$ 35,403.72	0.40%	\$ 4,508.41
MGS-S Customer 1168	5.16%	\$ 632.79	\$ 665.26	5.13%	\$ 787.16	\$ 819.63	4.12%	\$ 662.11
MGS-S Customer 1169	3.87%	\$ 3,957.85	\$ 4,023.97	1.67%	\$ 10,494.99	\$ 10,561.11	0.63%	\$ 1,772.73
MGS-S Customer 1170	3.41%	\$ 8,939.25	\$ 9,055.68	1.30%	\$ 29,793.17	\$ 29,909.60	0.39%	\$ 3,535.15
MGS-S Customer 1171	4.98%	\$ 5,327.42	\$ 5,432.91	1.98%	\$ 16,097.80	\$ 16,203.29	0.66%	\$ 2,224.55
MGS-S Customer 1172	2.70%	\$ 11,360.86	\$ 11,476.45	1.02%	\$ 27,814.83	\$ 27,930.42	0.42%	\$ 4,402.11
MGS-S Customer 1173	5.18%	\$ 659.05	\$ 692.13	5.02%	\$ 702.13	\$ 735.21	4.71%	\$ 672.10
MGS-S Customer 1174	3.14%	\$ 5,376.70	\$ 5,443.80	1.25%	\$ 20,005.19	\$ 20,072.29	0.34%	\$ 2,205.86
MGS-S Customer 1175	2.95%	\$ 5,772.23	\$ 5,839.57	1.17%	\$ 19,806.44	\$ 19,873.78	0.34%	\$ 2,346.67
MGS-S Customer 1176	3.92%	\$ 10,747.05	\$ 10,905.17	1.47%	\$ 28,832.70	\$ 28,990.82	0.55%	\$ 4,188.12
MGS-S Customer 1177	3.76%	\$ 7,493.65	\$ 7,604.82	1.48%	\$ 23,724.00	\$ 23,835.17	0.47%	\$ 3,067.40
MGS-S Customer 1178	5.77%	\$ 3,004.72	\$ 3,087.79	2.76%	\$ 17,393.83	\$ 17,476.90	0.48%	\$ 1,524.16
MGS-S Customer 1179	4.38%	\$ 4,549.85	\$ 4,637.71	1.93%	\$ 13,700.08	\$ 13,787.94	0.64%	\$ 2,095.64
MGS-S Customer 1180	3.87%	\$ 5,329.62	\$ 5,413.05	1.57%	\$ 13,442.34	\$ 13,525.77	0.62%	\$ 2,239.13
MGS-S Customer 1181	5.17%	\$ 819.60	\$ 861.98	5.17%	\$ 819.60	\$ 861.98	5.17%	\$ 861.98
MGS-S Customer 1182	3.47%	\$ 1,953.39	\$ 1,990.09	1.88%	\$ 5,533.50	\$ 5,570.20	0.66%	\$ 1,094.90
MGS-S Customer 1183	5.12%	\$ 2,362.98	\$ 2,422.89	2.54%	\$ 7,607.91	\$ 7,667.82	0.79%	\$ 1,229.76
MGS-S Customer 1184	5.57%	\$ 3,196.56	\$ 3,284.21	2.74%	\$ 7,931.65	\$ 8,019.30	1.11%	\$ 1,659.92
MGS-S Customer 1185	3.47%	\$ 7,219.66	\$ 7,313.91	1.31%	\$ 26,681.05	\$ 26,775.30	0.35%	\$ 2,814.20
MGS-S Customer 1186	5.16%	\$ 725.43	\$ 757.90	4.48%	\$ 5,420.98	\$ 5,453.45	0.60%	\$ 662.11
MGS-S Customer 1187	3.73%	\$ 10,463.37	\$ 10,603.55	1.34%	\$ 36,867.30	\$ 37,007.48	0.38%	\$ 3,895.51
MGS-S Customer 1188	3.57%	\$ 4,042.36	\$ 4,105.98	1.57%	\$ 4,042.36	\$ 4,105.98	1.57%	\$ 1,847.40
MGS-S Customer 1189	3.59%	\$ 7,084.82	\$ 7,184.90	1.41%	\$ 9,726.60	\$ 9,826.68	1.03%	\$ 2,887.41
MGS-S Customer 1190	3.10%	\$ 15,490.80	\$ 15,663.37	1.11%	\$ 46,150.03	\$ 46,322.60	0.37%	\$ 5,740.73
MGS-S Customer 1191	5.02%	\$ 2,239.58	\$ 2,305.64	2.95%	\$ 3,610.74	\$ 3,676.80	1.83%	\$ 1,381.57
MGS-S Customer 1192	3.45%	\$ 3,010.55	\$ 3,058.54	1.59%	\$ 9,899.39	\$ 9,947.38	0.48%	\$ 1,439.13
MGS-S Customer 1193	4.75%	\$ 3,838.21	\$ 3,927.60	2.33%	\$ 8,212.22	\$ 8,301.61	1.09%	\$ 1,969.95
MGS-S Customer 1194	3.16%	\$ 5,134.78	\$ 5,200.43	1.28%	\$ 16,773.56	\$ 16,839.21	0.39%	\$ 2,143.07
MGS-S Customer 1195	2.82%	\$ 17,331.14	\$ 17,503.67	1.00%	\$ 58,676.31	\$ 58,848.84	0.29%	\$ 6,300.89
MGS-S Customer 1196	5.78%	\$ 3,710.81	\$ 3,811.46	2.71%	\$ 8,290.50	\$ 8,391.15	1.21%	\$ 1,840.97
MGS-S Customer 1197	3.94%	\$ 6,273.25	\$ 6,369.87	1.54%	\$ 17,445.49	\$ 17,542.11	0.55%	\$ 2,546.33

Customer	Distribution % Difference	Delivery 8/24 Prices	Delivery 1/25 Prices	Delivery % Difference	Bundled 8/24 Prices	Bundled 1/25 Prices	Bundled % Difference	Distribution 1/25 Prices
MGS-S Customer 1198	4.21%	\$ 5,435.06	\$ 5,530.98	1.76%	\$ 18,314.86	\$ 18,410.78	0.52%	\$ 2,376.81
MGS-S Customer 1199	3.82%	\$ 4,377.69	\$ 4,452.33	1.71%	\$ 14,359.65	\$ 14,434.29	0.52%	\$ 2,027.40
MGS-S Customer 1200	3.54%	\$ 10,616.66	\$ 10,752.77	1.28%	\$ 32,761.07	\$ 32,897.18	0.42%	\$ 3,977.54
MGS-S Customer 1201	3.43%	\$ 8,649.16	\$ 8,758.89	1.27%	\$ 29,031.63	\$ 29,141.36	0.38%	\$ 3,304.74
MGS-S Customer 1202	4.11%	\$ 3,137.34	\$ 3,195.74	1.86%	\$ 10,816.89	\$ 10,875.29	0.54%	\$ 1,479.65
MGS-S Customer 1203	3.86%	\$ 5,421.21	\$ 5,509.48	1.63%	\$ 17,438.89	\$ 17,527.16	0.51%	\$ 2,376.40
MGS-S Customer 1204	3.78%	\$ 4,450.21	\$ 4,519.98	1.57%	\$ 15,276.58	\$ 15,346.35	0.46%	\$ 1,913.33
MGS-S Customer 1205	3.62%	\$ 16,625.00	\$ 16,835.78	1.27%	\$ 61,682.48	\$ 61,893.26	0.34%	\$ 6,039.42
MGS-S Customer 1206	3.81%	\$ 7,860.51	\$ 7,972.56	1.43%	\$ 25,616.97	\$ 25,729.02	0.44%	\$ 3,051.44
MGS-S Customer 1207	5.16%	\$ 865.40	\$ 897.87	3.75%	\$ 12,422.37	\$ 12,454.84	0.26%	\$ 662.11
MGS-S Customer 1208	3.67%	\$ 5,350.38	\$ 5,429.44	1.48%	\$ 15,583.38	\$ 15,662.44	0.51%	\$ 2,230.39
MGS-S Customer 1209	2.62%	\$ 21,167.53	\$ 21,361.15	0.91%	\$ 67,764.25	\$ 67,957.87	0.29%	\$ 7,593.24
MGS-S Customer 1210	3.92%	\$ 11,150.32	\$ 11,305.88	1.40%	\$ 39,364.65	\$ 39,520.21	0.40%	\$ 4,123.37
MGS-S Customer 1211	4.02%	\$ 5,993.06	\$ 6,086.89	1.57%	\$ 20,248.94	\$ 20,342.77	0.46%	\$ 2,427.24
MGS-S Customer 1212	4.28%	\$ 6,856.38	\$ 6,973.25	1.70%	\$ 22,950.07	\$ 23,066.94	0.51%	\$ 2,849.59
MGS-S Customer 1213	4.03%	\$ 2,901.34	\$ 2,953.02	1.78%	\$ 19,389.24	\$ 19,440.92	0.27%	\$ 1,334.63
MGS-S Customer 1214	4.94%	\$ 7,822.77	\$ 7,974.75	1.94%	\$ 18,764.66	\$ 18,916.64	0.81%	\$ 3,227.36
MGS-S Customer 1215	1.97%	\$ 30,188.02	\$ 30,389.73	0.67%	\$ 115,954.33	\$ 116,156.04	0.17%	\$ 10,433.80
MGS-S Customer 1216	2.99%	\$ 11,485.53	\$ 11,613.35	1.11%	\$ 33,899.49	\$ 34,027.31	0.38%	\$ 4,405.90
MGS-S Customer 1217	3.06%	\$ 5,198.68	\$ 5,263.16	1.24%	\$ 15,829.77	\$ 15,894.25	0.41%	\$ 2,171.97
MGS-S Customer 1218	1.93%	\$ 5,493.39	\$ 5,539.05	0.83%	\$ 14,264.27	\$ 14,309.93	0.32%	\$ 2,414.74
MGS-S Customer 1219	3.43%	\$ 13,567.07	\$ 13,733.99	1.23%	\$ 50,035.46	\$ 50,202.38	0.33%	\$ 5,034.31
MGS-S Customer 1220	3.42%	\$ 9,911.22	\$ 10,037.66	1.28%	\$ 37,435.05	\$ 37,561.49	0.34%	\$ 3,826.00
MGS-S Customer 1221	4.04%	\$ 6,286.42	\$ 6,390.76	1.66%	\$ 17,401.99	\$ 17,506.33	0.60%	\$ 2,685.07
MGS-S Customer 1222	3.36%	\$ 21,207.98	\$ 21,457.20	1.18%	\$ 60,532.96	\$ 60,782.18	0.41%	\$ 7,670.78
MGS-S Customer 1223	4.74%	\$ 2,191.58	\$ 2,251.68	2.74%	\$ 3,777.56	\$ 3,837.66	1.59%	\$ 1,328.47
MGS-S Customer 1224	4.27%	\$ 4,553.96	\$ 4,638.40	1.85%	\$ 18,395.17	\$ 18,479.61	0.46%	\$ 2,063.26
MGS-S Customer 1225	3.67%	\$ 5,187.62	\$ 5,268.93	1.57%	\$ 16,500.87	\$ 16,582.18	0.49%	\$ 2,299.17
MGS-S Customer 1226	3.94%	\$ 3,249.12	\$ 3,312.51	1.95%	\$ 8,066.93	\$ 8,130.32	0.79%	\$ 1,671.60
MGS-S Customer 1227	4.46%	\$ 6,061.36	\$ 6,171.84	1.82%	\$ 20,321.35	\$ 20,431.83	0.54%	\$ 2,586.58
MGS-S Customer 1228	3.48%	\$ 5,391.37	\$ 5,469.26	1.44%	\$ 5,473.64	\$ 5,551.53	1.42%	\$ 2,315.79
MGS-S Customer 1229	3.65%	\$ 4,894.41	\$ 4,969.45	1.53%	\$ 6,484.96	\$ 6,560.00	1.16%	\$ 2,132.93
MGS-S Customer 1230	3.40%	\$ 3,682.64	\$ 3,742.34	1.62%	\$ 9,284.76	\$ 9,344.46	0.64%	\$ 1,814.94
MGS-S Customer 1231	2.45%	\$ 7,554.64	\$ 7,629.45	0.99%	\$ 16,364.37	\$ 16,439.18	0.46%	\$ 3,133.00
MGS-S Customer 1232	3.07%	\$ 13,408.15	\$ 13,557.82	1.12%	\$ 45,676.21	\$ 45,825.88	0.33%	\$ 5,032.82
MGS-S Customer 1233	3.81%	\$ 4,120.36	\$ 4,192.90	1.76%	\$ 8,622.58	\$ 8,695.12	0.84%	\$ 1,976.68
MGS-S Customer 1234	3.32%	\$ 6,029.16	\$ 6,112.86	1.39%	\$ 15,770.94	\$ 15,854.64	0.53%	\$ 2,601.34
MGS-S Customer 1235	3.60%	\$ 5,727.15	\$ 5,814.08	1.52%	\$ 15,158.24	\$ 15,245.17	0.57%	\$ 2,499.96
MGS-S Customer 1236	3.43%	\$ 3,862.70	\$ 3,920.47	1.50%	\$ 9,822.35	\$ 9,880.12	0.59%	\$ 1,742.09
MGS-S Customer 1237	4.15%	\$ 4,655.83	\$ 4,739.69	1.80%	\$ 17,348.92	\$ 17,432.78	0.48%	\$ 2,106.39

Internal Use

Customer	Distribution % Difference	Delivery 8/24 Prices	Delivery 1/25 Prices	Delivery % Difference	Bundled 8/24 Prices	Bundled 1/25 Prices	Bundled % Difference	Distribution 1/25 Prices
MGS-S Customer 1238	4.15%	\$ 7,335.96	\$ 7,455.08	1.62%	\$ 26,833.91	\$ 26,953.03	0.44%	\$ 2,991.70
MGS-S Customer 1239	4.27%	\$ 4,461.61	\$ 4,545.85	1.89%	\$ 14,920.85	\$ 15,005.09	0.56%	\$ 2,055.15
MGS-S Customer 1240	3.73%	\$ 7,084.84	\$ 7,189.38	1.48%	\$ 25,577.27	\$ 25,681.81	0.41%	\$ 2,908.84
MGS-S Customer 1241	4.57%	\$ 3,056.63	\$ 3,126.49	2.29%	\$ 8,771.53	\$ 8,841.39	0.80%	\$ 1,600.25
MGS-S Customer 1242	4.16%	\$ 7,311.71	\$ 7,431.50	1.64%	\$ 24,772.68	\$ 24,892.47	0.48%	\$ 2,997.83
MGS-S Customer 1243	5.58%	\$ 1,900.36	\$ 1,965.39	3.42%	\$ 3,294.38	\$ 3,359.41	1.97%	\$ 1,230.37
MGS-S Customer 1244	2.71%	\$ 23,778.64	\$ 24,001.97	0.94%	\$ 76,157.10	\$ 76,380.43	0.29%	\$ 8,460.70
MGS-S Customer 1245	5.31%	\$ 2,202.17	\$ 2,257.87	2.53%	\$ 17,094.38	\$ 17,150.08	0.33%	\$ 1,105.34
MGS-S Customer 1246	1.47%	\$ 12,461.18	\$ 12,529.60	0.55%	\$ 38,028.82	\$ 38,097.24	0.18%	\$ 4,707.37
MGS-S Customer 1247	5.56%	\$ 2,043.94	\$ 2,107.66	3.12%	\$ 13,438.54	\$ 13,502.26	0.47%	\$ 1,209.21
MGS-S Customer 1248	3.17%	\$ 35,146.16	\$ 35,525.00	1.08%	\$ 100,907.19	\$ 101,286.03	0.38%	\$ 12,326.04
MGS-S Customer 1249	3.62%	\$ 8,083.55	\$ 8,197.03	1.40%	\$ 27,460.95	\$ 27,574.43	0.41%	\$ 3,249.44
MGS-S Customer 1250	5.99%	\$ 6,334.53	\$ 6,478.05	2.27%	\$ 22,756.50	\$ 22,900.02	0.63%	\$ 2,540.92
MGS-S Customer 1251	5.34%	\$ 1,509.73	\$ 1,558.27	3.22%	\$ 3,264.82	\$ 3,313.36	1.49%	\$ 957.20
MGS-S Customer 1252	4.41%	\$ 5,720.30	\$ 5,819.35	1.73%	\$ 18,338.78	\$ 18,437.83	0.54%	\$ 2,345.75
MGS-S Customer 1253	3.65%	\$ 3,982.62	\$ 4,049.79	1.69%	\$ 11,568.58	\$ 11,635.75	0.58%	\$ 1,906.21
MGS-S Customer 1254	3.78%	\$ 3,806.25	\$ 3,874.38	1.79%	\$ 7,746.06	\$ 7,814.19	0.88%	\$ 1,871.21
MGS-S Customer 1255	3.66%	\$ 4,165.90	\$ 4,235.28	1.67%	\$ 12,713.51	\$ 12,782.89	0.55%	\$ 1,963.21
MGS-S Customer 1256	5.67%	\$ 2,038.08	\$ 2,094.56	2.77%	\$ 16,358.75	\$ 16,415.23	0.35%	\$ 1,052.88
MGS-S Customer 1257	3.36%	\$ 14,781.19	\$ 14,958.76	1.20%	\$ 49,937.83	\$ 50,115.40	0.36%	\$ 5,465.14
MGS-S Customer 1258	2.56%	\$ 11,445.25	\$ 11,553.17	0.94%	\$ 43,950.98	\$ 44,058.90	0.25%	\$ 4,328.64
MGS-S Customer 1259	3.23%	\$ 6,134.07	\$ 6,212.05	1.27%	\$ 17,973.39	\$ 18,051.37	0.43%	\$ 2,489.43
MGS-S Customer 1260	3.95%	\$ 4,693.54	\$ 4,769.82	1.63%	\$ 14,231.47	\$ 14,307.75	0.54%	\$ 2,007.87
MGS-S Customer 1261	5.28%	\$ 2,393.48	\$ 2,455.42	2.59%	\$ 8,403.29	\$ 8,465.23	0.74%	\$ 1,235.35
MGS-S Customer 1262	3.56%	\$ 13,347.01	\$ 13,513.69	1.25%	\$ 47,114.21	\$ 47,280.89	0.35%	\$ 4,845.22
MGS-S Customer 1263	3.72%	\$ 4,758.14	\$ 4,830.59	1.52%	\$ 15,434.94	\$ 15,507.39	0.47%	\$ 2,021.30
MGS-S Customer 1264	3.45%	\$ 4,851.56	\$ 4,919.37	1.40%	\$ 18,210.13	\$ 18,277.94	0.37%	\$ 2,033.64
MGS-S Customer 1265	2.86%	\$ 4,027.97	\$ 4,076.42	1.20%	\$ 18,132.11	\$ 18,180.56	0.27%	\$ 1,739.71
MGS-S Customer 1266	5.73%	\$ 2,170.82	\$ 2,231.89	2.81%	\$ 12,538.76	\$ 12,599.83	0.49%	\$ 1,127.58
MGS-S Customer 1267	3.55%	\$ 4,753.27	\$ 4,827.79	1.57%	\$ 12,316.95	\$ 12,391.47	0.61%	\$ 2,174.09
MGS-S Customer 1268	5.19%	\$ 3,025.06	\$ 3,096.55	2.36%	\$ 10,127.58	\$ 10,199.07	0.71%	\$ 1,447.85
MGS-S Customer 1269	3.32%	\$ 6,552.68	\$ 6,641.61	1.36%	\$ 18,655.49	\$ 18,744.42	0.48%	\$ 2,766.63
MGS-S Customer 1270	5.35%	\$ 951.02	\$ 990.13	4.11%	\$ 1,575.47	\$ 1,614.58	2.48%	\$ 770.15
MGS-S Customer 1271	5.16%	\$ 653.41	\$ 685.88	4.97%	\$ 1,818.79	\$ 1,851.26	1.79%	\$ 662.11
MGS-S Customer 1272	3.84%	\$ 5,066.79	\$ 5,146.34	1.57%	\$ 12,392.92	\$ 12,472.47	0.64%	\$ 2,153.05
MGS-S Customer 1273	3.31%	\$ 12,186.73	\$ 12,330.52	1.18%	\$ 38,519.02	\$ 38,662.81	0.37%	\$ 4,491.87
MGS-S Customer 1274	0.90%	\$ 5,068.23	\$ 5,092.56	0.48%	\$ 5,954.92	\$ 5,979.25	0.41%	\$ 2,734.72
MGS-S Customer 1275	3.78%	\$ 17,982.51	\$ 18,214.38	1.29%	\$ 66,229.20	\$ 66,461.07	0.35%	\$ 6,358.28
MGS-S Customer 1276	5.21%	\$ 1,318.84	\$ 1,370.08	3.89%	\$ 1,506.12	\$ 1,557.36	3.40%	\$ 1,035.01
MGS-S Customer 1277	3.15%	\$ 12,494.41	\$ 12,633.97	1.12%	\$ 43,235.91	\$ 43,375.47	0.32%	\$ 4,566.11

Internal Use

Customer	Distribution % Difference	Delivery 8/24 Prices	Delivery 1/25 Prices	Delivery % Difference	Bundled 8/24 Prices	Bundled 1/25 Prices	Bundled % Difference	Distribution 1/25 Prices
MGS-S Customer 1278	3.54%	\$ 12,080.77	\$ 12,232.47	1.26%	\$ 41,414.42	\$ 41,566.12	0.37%	\$ 4,435.90
MGS-S Customer 1279	4.06%	\$ 13,889.89	\$ 14,087.37	1.42%	\$ 44,899.68	\$ 45,097.16	0.44%	\$ 5,058.93
MGS-S Customer 1280	2.68%	\$ 39,757.19	\$ 40,109.90	0.89%	\$ 160,351.06	\$ 160,703.77	0.22%	\$ 13,526.13
MGS-S Customer 1281	5.16%	\$ 864.33	\$ 896.79	3.76%	\$ 12,368.40	\$ 12,400.86	0.26%	\$ 662.11
MGS-S Customer 1282	3.58%	\$ 15,062.31	\$ 15,250.07	1.25%	\$ 50,050.99	\$ 50,238.75	0.38%	\$ 5,433.56
MGS-S Customer 1283	3.57%	\$ 2,925.27	\$ 2,974.56	1.68%	\$ 6,959.01	\$ 7,008.30	0.71%	\$ 1,430.08
MGS-S Customer 1284	3.67%	\$ 20,242.80	\$ 20,493.84	1.24%	\$ 77,127.82	\$ 77,378.86	0.33%	\$ 7,082.14
MGS-S Customer 1285	4.24%	\$ 19,421.69	\$ 19,700.30	1.43%	\$ 70,483.84	\$ 70,762.45	0.40%	\$ 6,845.76
MGS-S Customer 1286	3.45%	\$ 3,622.89	\$ 3,685.83	1.74%	\$ 6,296.66	\$ 6,359.60	1.00%	\$ 1,885.64
MGS-S Customer 1287	3.63%	\$ 6,791.63	\$ 6,885.32	1.38%	\$ 24,703.26	\$ 24,796.95	0.38%	\$ 2,677.20
MGS-S Customer 1288	3.70%	\$ 5,103.19	\$ 5,185.11	1.61%	\$ 12,999.15	\$ 13,081.07	0.63%	\$ 2,294.22
MGS-S Customer 1289	3.80%	\$ 4,401.05	\$ 4,470.76	1.58%	\$ 14,372.15	\$ 14,441.86	0.49%	\$ 1,902.37
MGS-S Customer 1290	5.26%	\$ 3,204.39	\$ 3,288.12	2.61%	\$ 5,949.69	\$ 6,033.42	1.41%	\$ 1,675.27
MGS-S Customer 1291	5.17%	\$ 1,044.46	\$ 1,086.84	4.06%	\$ 12,066.68	\$ 12,109.06	0.35%	\$ 861.98
MGS-S Customer 1292	3.92%	\$ 4,652.79	\$ 4,734.04	1.75%	\$ 10,320.27	\$ 10,401.52	0.79%	\$ 2,154.25
MGS-S Customer 1293	3.83%	\$ 4,486.99	\$ 4,559.78	1.62%	\$ 8,832.55	\$ 8,905.34	0.82%	\$ 1,972.35
MGS-S Customer 1294	2.91%	\$ 13,028.06	\$ 13,166.96	1.07%	\$ 38,531.71	\$ 38,670.61	0.36%	\$ 4,919.21
MGS-S Customer 1295	3.50%	\$ 18,039.69	\$ 18,254.98	1.19%	\$ 67,136.50	\$ 67,351.79	0.32%	\$ 6,368.36
MGS-S Customer 1296	3.60%	\$ 5,305.69	\$ 5,382.20	1.44%	\$ 17,518.19	\$ 17,594.70	0.44%	\$ 2,200.45
MGS-S Customer 1297	3.04%	\$ 13,784.50	\$ 13,936.56	1.10%	\$ 44,004.95	\$ 44,157.01	0.35%	\$ 5,150.10
MGS-S Customer 1298	3.28%	\$ 5,135.67	\$ 5,204.98	1.35%	\$ 30,392.74	\$ 30,462.05	0.23%	\$ 2,180.34
MGS-S Customer 1299	5.43%	\$ 1,433.20	\$ 1,488.22	3.84%	\$ 2,726.78	\$ 2,781.80	2.02%	\$ 1,067.55
MGS-S Customer 1300	3.85%	\$ 9,174.05	\$ 9,307.76	1.46%	\$ 31,963.94	\$ 32,097.65	0.42%	\$ 3,606.43
MGS-S Customer 1301	3.91%	\$ 5,573.99	\$ 5,659.42	1.53%	\$ 21,579.02	\$ 21,664.45	0.40%	\$ 2,268.36
MGS-S Customer 1302	5.46%	\$ 1,197.96	\$ 1,241.97	3.67%	\$ 2,760.86	\$ 2,804.87	1.59%	\$ 849.90
MGS-S Customer 1303	4.14%	\$ 5,805.03	\$ 5,898.48	1.61%	\$ 21,811.43	\$ 21,904.88	0.43%	\$ 2,349.90
MGS-S Customer 1304	3.85%	\$ 4,548.05	\$ 4,620.54	1.59%	\$ 14,599.37	\$ 14,671.86	0.50%	\$ 1,953.18
MGS-S Customer 1305	5.06%	\$ 1,280.38	\$ 1,316.41	2.81%	\$ 21,070.85	\$ 21,106.88	0.17%	\$ 748.19
MGS-S Customer 1306	2.65%	\$ 4,335.72	\$ 4,387.69	1.20%	\$ 13,206.69	\$ 13,258.66	0.39%	\$ 2,015.70
MGS-S Customer 1307	1.82%	\$ 8,734.28	\$ 8,800.04	0.75%	\$ 16,910.99	\$ 16,976.75	0.39%	\$ 3,685.12
MGS-S Customer 1308	0.07%	\$ 3,958.49	\$ 3,959.80	0.03%	\$ 9,296.89	\$ 9,298.20	0.01%	\$ 1,767.00
MGS-S Customer 1309	1.67%	\$ 2,890.19	\$ 2,913.43	0.80%	\$ 6,802.58	\$ 6,825.82	0.34%	\$ 1,413.04
MGS-S Customer 1310	1.28%	\$ 2,832.17	\$ 2,849.69	0.62%	\$ 7,199.44	\$ 7,216.96	0.24%	\$ 1,388.53
MGS-S Customer 1311	1.51%	\$ 3,923.01	\$ 3,949.08	0.66%	\$ 9,581.35	\$ 9,607.42	0.27%	\$ 1,757.99
MGS-S Customer 1312	0.30%	\$ 9,383.27	\$ 9,395.55	0.13%	\$ 24,904.85	\$ 24,917.13	0.05%	\$ 4,068.17
MGS-S Customer 1313	2.89%	\$ 19,957.28	\$ 20,163.74	1.03%	\$ 55,662.39	\$ 55,868.85	0.37%	\$ 7,342.32
MGS-S Customer 1314	2.06%	\$ 3,290.80	\$ 3,322.07	0.95%	\$ 7,258.03	\$ 7,289.30	0.43%	\$ 1,552.76
MGS-S Customer 1315	2.09%	\$ 3,644.85	\$ 3,679.09	0.94%	\$ 7,804.05	\$ 7,838.29	0.44%	\$ 1,674.32
MGS-S Customer 1316	2.29%	\$ 3,602.48	\$ 3,639.47	1.03%	\$ 9,361.37	\$ 9,398.36	0.40%	\$ 1,649.03
MGS-S Customer 1317	1.75%	\$ 3,923.17	\$ 3,953.42	0.77%	\$ 8,969.05	\$ 8,999.30	0.34%	\$ 1,763.29

Customer	Distribution % Difference	Delivery 8/24 Prices	Delivery 1/25 Prices	Delivery % Difference	Bundled 8/24 Prices	Bundled 1/25 Prices	Bundled % Difference	Distribution 1/25 Prices
MGS-S Customer 1318	3.33%	\$ 1,840.69	\$ 1,875.10	1.87%	\$ 3,696.33	\$ 3,730.74	0.93%	\$ 1,067.63
MGS-S Customer 1319	2.92%	\$ 2,575.44	\$ 2,612.86	1.45%	\$ 5,218.59	\$ 5,256.01	0.72%	\$ 1,316.45
MGS-S Customer 1320	3.75%	\$ 4,245.11	\$ 4,312.76	1.59%	\$ 10,847.72	\$ 10,915.37	0.62%	\$ 1,871.79
MGS-S Customer 1321	5.83%	\$ 4,888.86	\$ 5,002.18	2.32%	\$ 18,307.99	\$ 18,421.31	0.62%	\$ 2,056.20
MGS-S Customer 1322	3.78%	\$ 4,260.30	\$ 4,328.25	1.59%	\$ 12,743.35	\$ 12,811.30	0.53%	\$ 1,863.86
MGS-S Customer 1323	3.66%	\$ 10,173.89	\$ 10,313.70	1.37%	\$ 31,340.21	\$ 31,480.02	0.45%	\$ 3,964.45
MGS-S Customer 1324	5.56%	\$ 1,520.81	\$ 1,570.46	3.26%	\$ 5,896.54	\$ 5,946.19	0.84%	\$ 942.81
MGS-S Customer 1325	3.80%	\$ 5,287.41	\$ 5,368.32	1.53%	\$ 15,017.08	\$ 15,097.99	0.54%	\$ 2,212.60
MGS-S Customer 1326	3.72%	\$ 8,337.90	\$ 8,458.80	1.45%	\$ 23,502.97	\$ 23,623.87	0.51%	\$ 3,368.58
MGS-S Customer 1327	5.19%	\$ 677.65	\$ 711.13	4.94%	\$ 729.98	\$ 763.46	4.59%	\$ 678.54
MGS-S Customer 1328	5.27%	\$ 2,309.22	\$ 2,376.94	2.93%	\$ 6,512.18	\$ 6,579.90	1.04%	\$ 1,352.35
MGS-S Customer 1329	3.91%	\$ 5,706.43	\$ 5,799.33	1.63%	\$ 18,910.97	\$ 19,003.87	0.49%	\$ 2,467.55
MGS-S Customer 1330	3.20%	\$ 5,498.83	\$ 5,584.83	1.56%	\$ 6,815.15	\$ 6,901.15	1.26%	\$ 2,769.56
MGS-S Customer 1331	5.72%	\$ 2,180.36	\$ 2,240.84	2.77%	\$ 14,369.44	\$ 14,429.92	0.42%	\$ 1,117.91
MGS-S Customer 1332	5.04%	\$ 2,455.81	\$ 2,522.40	2.71%	\$ 8,927.70	\$ 8,994.29	0.75%	\$ 1,386.74
MGS-S Customer 1333	2.05%	\$ 39,263.78	\$ 39,543.38	0.71%	\$ 152,453.37	\$ 152,732.97	0.18%	\$ 13,946.82
MGS-S Customer 1334	4.12%	\$ 10,830.47	\$ 10,988.99	1.46%	\$ 40,611.92	\$ 40,770.44	0.39%	\$ 4,002.55
MGS-S Customer 1335	4.83%	\$ 6,778.76	\$ 6,903.62	1.84%	\$ 20,715.73	\$ 20,840.59	0.60%	\$ 2,707.67
MGS-S Customer 1336	5.17%	\$ 1,007.39	\$ 1,049.77	4.21%	\$ 10,212.47	\$ 10,254.85	0.41%	\$ 861.98
MGS-S Customer 1337	4.50%	\$ 5,788.34	\$ 5,897.41	1.88%	\$ 15,642.44	\$ 15,751.51	0.70%	\$ 2,532.22
MGS-S Customer 1338	4.18%	\$ 3,558.54	\$ 3,624.24	1.85%	\$ 9,969.53	\$ 10,035.23	0.66%	\$ 1,635.64
MGS-S Customer 1339	3.35%	\$ 19,309.85	\$ 19,533.38	1.16%	\$ 56,591.80	\$ 56,815.33	0.39%	\$ 6,891.98
MGS-S Customer 1340	3.98%	\$ 5,959.24	\$ 6,058.63	1.67%	\$ 13,272.11	\$ 13,371.50	0.75%	\$ 2,597.79
MGS-S Customer 1341	3.28%	\$ 5,252.67	\$ 5,322.59	1.33%	\$ 14,127.19	\$ 14,197.11	0.49%	\$ 2,204.19
MGS-S Customer 1342	4.03%	\$ 6,991.90	\$ 7,099.37	1.54%	\$ 21,395.06	\$ 21,502.53	0.50%	\$ 2,774.12
MGS-S Customer 1343	4.99%	\$ 9,931.24	\$ 10,109.17	1.79%	\$ 33,140.02	\$ 33,317.95	0.54%	\$ 3,742.66
MGS-S Customer 1344	3.78%	\$ 3,731.36	\$ 3,793.69	1.67%	\$ 7,721.45	\$ 7,783.78	0.81%	\$ 1,711.62
MGS-S Customer 1345	2.68%	\$ 4,646.17	\$ 4,707.66	1.32%	\$ 5,171.78	\$ 5,233.27	1.19%	\$ 2,357.19
MGS-S Customer 1346	3.41%	\$ 6,865.35	\$ 6,956.36	1.33%	\$ 16,728.59	\$ 16,819.60	0.54%	\$ 2,758.75
MGS-S Customer 1347	3.66%	\$ 6,588.73	\$ 6,681.32	1.41%	\$ 22,232.57	\$ 22,325.16	0.42%	\$ 2,622.87
MGS-S Customer 1348	3.80%	\$ 21,617.11	\$ 21,886.89	1.25%	\$ 104,453.70	\$ 104,723.48	0.26%	\$ 7,378.04
MGS-S Customer 1349	3.19%	\$ 7,919.15	\$ 8,012.78	1.18%	\$ 30,909.00	\$ 31,002.63	0.30%	\$ 3,030.73
MGS-S Customer 1350	3.82%	\$ 4,309.72	\$ 4,384.35	1.73%	\$ 10,720.03	\$ 10,794.66	0.70%	\$ 2,029.09
MGS-S Customer 1351	3.51%	\$ 14,591.63	\$ 14,779.92	1.29%	\$ 35,881.24	\$ 36,069.53	0.52%	\$ 5,556.00
MGS-S Customer 1352	4.10%	\$ 4,082.32	\$ 4,158.45	1.86%	\$ 13,329.45	\$ 13,405.58	0.57%	\$ 1,930.92
MGS-S Customer 1353	3.77%	\$ 4,742.53	\$ 4,815.43	1.54%	\$ 16,924.52	\$ 16,997.42	0.43%	\$ 2,005.41
MGS-S Customer 1354	3.43%	\$ 15,174.71	\$ 15,363.75	1.25%	\$ 35,879.29	\$ 36,068.33	0.53%	\$ 5,705.36
MGS-S Customer 1355	4.04%	\$ 6,934.72	\$ 7,041.41	1.54%	\$ 21,820.99	\$ 21,927.68	0.49%	\$ 2,750.80
MGS-S Customer 1356	5.18%	\$ 827.86	\$ 870.41	5.14%	\$ 841.57	\$ 884.12	5.06%	\$ 864.78
MGS-S Customer 1357	3.68%	\$ 5,703.22	\$ 5,791.61	1.55%	\$ 15,680.72	\$ 15,769.11	0.56%	\$ 2,488.18

Customer	Distribution % Difference	Delivery 8/24 Prices	Delivery 1/25 Prices	Delivery % Difference	Bundled 8/24 Prices	Bundled 1/25 Prices	Bundled % Difference	Distribution 1/25 Prices
MGS-S Customer 1358	4.15%	\$ 3,547.68	\$ 3,616.88	1.95%	\$ 14,200.25	\$ 14,269.45	0.49%	\$ 1,734.88
MGS-S Customer 1359	4.04%	\$ 3,513.17	\$ 3,581.47	1.94%	\$ 9,275.37	\$ 9,343.67	0.74%	\$ 1,757.21
MGS-S Customer 1360	3.79%	\$ 8,039.18	\$ 8,152.49	1.41%	\$ 27,016.09	\$ 27,129.40	0.42%	\$ 3,104.82
MGS-S Customer 1361	3.65%	\$ 7,520.48	\$ 7,629.00	1.44%	\$ 22,559.29	\$ 22,667.81	0.48%	\$ 3,084.47
MGS-S Customer 1362	3.62%	\$ 9,777.47	\$ 9,905.30	1.31%	\$ 35,101.04	\$ 35,228.87	0.36%	\$ 3,663.54
MGS-S Customer 1363	3.90%	\$ 5,575.97	\$ 5,661.74	1.54%	\$ 18,998.52	\$ 19,084.29	0.45%	\$ 2,287.31
MGS-S Customer 1364	4.32%	\$ 3,356.68	\$ 3,420.93	1.91%	\$ 11,587.09	\$ 11,651.34	0.55%	\$ 1,552.81
MGS-S Customer 1365	4.98%	\$ 4,113.87	\$ 4,206.63	2.25%	\$ 11,796.96	\$ 11,889.72	0.79%	\$ 1,956.53
MGS-S Customer 1366	3.86%	\$ 4,544.00	\$ 4,616.40	1.59%	\$ 14,938.79	\$ 15,011.19	0.48%	\$ 1,949.34
MGS-S Customer 1367	1.52%	\$ 19,082.52	\$ 19,201.14	0.62%	\$ 32,775.88	\$ 32,894.50	0.36%	\$ 7,932.93
MGS-S Customer 1368	2.20%	\$ 6,095.02	\$ 6,153.70	0.96%	\$ 14,024.92	\$ 14,083.60	0.42%	\$ 2,726.41
MGS-S Customer 1369	3.86%	\$ 11,053.17	\$ 11,203.46	1.36%	\$ 45,951.01	\$ 46,101.30	0.33%	\$ 4,041.58
MGS-S Customer 1370	3.70%	\$ 9,921.21	\$ 10,054.64	1.34%	\$ 32,051.45	\$ 32,184.88	0.42%	\$ 3,736.91
MGS-S Customer 1371	3.41%	\$ 7,156.51	\$ 7,254.35	1.37%	\$ 20,690.24	\$ 20,788.08	0.47%	\$ 2,967.03
MGS-S Customer 1372	5.16%	\$ 4,138.15	\$ 4,230.33	2.23%	\$ 5,384.08	\$ 5,476.26	1.71%	\$ 1,878.04
MGS-S Customer 1373	3.67%	\$ 9,646.14	\$ 9,780.24	1.39%	\$ 29,125.81	\$ 29,259.91	0.46%	\$ 3,792.84
MGS-S Customer 1374	3.41%	\$ 6,877.70	\$ 6,973.02	1.39%	\$ 17,964.70	\$ 18,060.02	0.53%	\$ 2,887.43
MGS-S Customer 1375	3.37%	\$ 13,603.17	\$ 13,766.55	1.20%	\$ 54,966.62	\$ 55,130.00	0.30%	\$ 5,011.51
MGS-S Customer 1376	2.61%	\$ 5,410.94	\$ 5,471.29	1.12%	\$ 16,887.58	\$ 16,947.93	0.36%	\$ 2,370.47
MGS-S Customer 1377	3.36%	\$ 65,610.64	\$ 66,325.27	1.09%	\$ 266,275.92	\$ 266,990.55	0.27%	\$ 21,969.38
MGS-S Customer 1378	-0.59%	\$ 9,050.06	\$ 9,023.70	-0.29%	\$ 27,686.46	\$ 27,660.10	-0.10%	\$ 4,443.18
MGS-S Customer 1379	3.46%	\$ 9,853.17	\$ 9,980.14	1.29%	\$ 38,263.69	\$ 38,390.66	0.33%	\$ 3,799.83
MGS-S Customer 1380	3.95%	\$ 5,306.23	\$ 5,390.04	1.58%	\$ 16,828.58	\$ 16,912.39	0.50%	\$ 2,207.12
MGS-S Customer 1381	5.54%	\$ 1,746.12	\$ 1,807.98	3.54%	\$ 2,705.93	\$ 2,767.79	2.29%	\$ 1,179.47
MGS-S Customer 1382	5.70%	\$ 2,362.75	\$ 2,438.32	3.20%	\$ 2,390.17	\$ 2,465.74	3.16%	\$ 1,401.99
MGS-S Customer 1383	4.02%	\$ 3,706.61	\$ 3,771.12	1.74%	\$ 12,278.56	\$ 12,343.07	0.53%	\$ 1,671.29
MGS-S Customer 1384	3.29%	\$ 7,735.33	\$ 7,834.70	1.28%	\$ 27,644.63	\$ 27,744.00	0.36%	\$ 3,122.32
MGS-S Customer 1385	3.14%	\$ 8,617.10	\$ 8,722.95	1.23%	\$ 22,317.43	\$ 22,423.28	0.47%	\$ 3,471.96
MGS-S Customer 1386	3.75%	\$ 7,450.27	\$ 7,555.09	1.41%	\$ 26,508.08	\$ 26,612.90	0.40%	\$ 2,899.02
MGS-S Customer 1387	4.01%	\$ 15,169.26	\$ 15,379.18	1.38%	\$ 54,439.40	\$ 54,649.32	0.39%	\$ 5,445.26
MGS-S Customer 1388	3.30%	\$ 5,855.03	\$ 5,932.00	1.31%	\$ 15,486.43	\$ 15,563.40	0.50%	\$ 2,408.41
MGS-S Customer 1389	3.47%	\$ 3,282.92	\$ 3,334.16	1.56%	\$ 11,181.17	\$ 11,232.41	0.46%	\$ 1,526.79
MGS-S Customer 1390	3.33%	\$ 3,531.47	\$ 3,583.90	1.48%	\$ 9,662.52	\$ 9,714.95	0.54%	\$ 1,625.32
MGS-S Customer 1391	4.07%	\$ 3,666.46	\$ 3,731.11	1.76%	\$ 13,100.64	\$ 13,165.29	0.49%	\$ 1,651.38
MGS-S Customer 1392	4.05%	\$ 6,041.96	\$ 6,144.89	1.70%	\$ 10,767.91	\$ 10,870.84	0.96%	\$ 2,645.36
MGS-S Customer 1393	3.64%	\$ 3,713.13	\$ 3,777.44	1.73%	\$ 8,988.68	\$ 9,052.99	0.72%	\$ 1,828.79
MGS-S Customer 1394	4.38%	\$ 6,889.01	\$ 7,003.98	1.67%	\$ 21,289.43	\$ 21,404.40	0.54%	\$ 2,740.28
MGS-S Customer 1395	3.84%	\$ 4,727.46	\$ 4,807.95	1.70%	\$ 10,818.28	\$ 10,898.77	0.74%	\$ 2,176.88
MGS-S Customer 1396	4.68%	\$ 2,894.53	\$ 2,962.62	2.35%	\$ 11,711.11	\$ 11,779.20	0.58%	\$ 1,522.04
MGS-S Customer 1397	3.23%	\$ 8,052.98	\$ 8,155.39	1.27%	\$ 22,518.76	\$ 22,621.17	0.45%	\$ 3,271.02

Internal Use

Customer	Distribution % Difference	Delivery 8/24 Prices	Delivery 1/25 Prices	Delivery % Difference	Bundled 8/24 Prices	Bundled 1/25 Prices	Bundled % Difference	Distribution 1/25 Prices
MGS-S Customer 1398	3.69%	\$ 4,286.60	\$ 4,353.22	1.55%	\$ 12,832.27	\$ 12,898.89	0.52%	\$ 1,872.20
MGS-S Customer 1399	3.87%	\$ 8,433.54	\$ 8,558.57	1.48%	\$ 30,092.79	\$ 30,217.82	0.42%	\$ 3,356.77
MGS-S Customer 1400	3.27%	\$ 8,455.30	\$ 8,561.51	1.26%	\$ 31,141.55	\$ 31,247.76	0.34%	\$ 3,352.87
MGS-S Customer 1401	3.61%	\$ 7,017.48	\$ 7,118.42	1.44%	\$ 23,417.40	\$ 23,518.34	0.43%	\$ 2,899.52
MGS-S Customer 1402	5.68%	\$ 2,385.18	\$ 2,459.51	3.12%	\$ 6,354.70	\$ 6,429.03	1.17%	\$ 1,381.69
MGS-S Customer 1403	6.12%	\$ 6,614.32	\$ 6,775.61	2.44%	\$ 19,722.65	\$ 19,883.94	0.82%	\$ 2,796.90
MGS-S Customer 1404	3.58%	\$ 4,433.73	\$ 4,498.31	1.46%	\$ 20,774.69	\$ 20,839.27	0.31%	\$ 1,867.64
MGS-S Customer 1405	5.41%	\$ 3,760.90	\$ 3,855.30	2.51%	\$ 10,778.86	\$ 10,873.26	0.88%	\$ 1,839.70
MGS-S Customer 1406	3.96%	\$ 6,909.06	\$ 7,013.12	1.51%	\$ 23,500.14	\$ 23,604.20	0.44%	\$ 2,729.35
MGS-S Customer 1407	5.17%	\$ 819.60	\$ 861.98	5.17%	\$ 819.60	\$ 861.98	5.17%	\$ 861.98
MGS-S Customer 1408	3.68%	\$ 7,577.26	\$ 7,687.91	1.46%	\$ 21,359.17	\$ 21,469.82	0.52%	\$ 3,113.41
MGS-S Customer 1409	2.51%	\$ 25,880.75	\$ 26,109.74	0.88%	\$ 55,900.10	\$ 56,129.09	0.41%	\$ 9,345.29
MGS-S Customer 1410	3.78%	\$ 7,288.69	\$ 7,399.13	1.52%	\$ 18,843.03	\$ 18,953.47	0.59%	\$ 3,029.41
MGS-S Customer 1411	3.86%	\$ 4,122.79	\$ 4,190.10	1.63%	\$ 13,284.91	\$ 13,352.22	0.51%	\$ 1,811.45
MGS-S Customer 1412	3.69%	\$ 10,709.87	\$ 10,851.28	1.32%	\$ 38,233.70	\$ 38,375.11	0.37%	\$ 3,973.01
MGS-S Customer 1413	3.54%	\$ 5,932.15	\$ 6,013.98	1.38%	\$ 22,009.96	\$ 22,091.79	0.37%	\$ 2,390.71
MGS-S Customer 1414	2.97%	\$ 30,138.43	\$ 30,440.32	1.00%	\$ 111,658.70	\$ 111,960.59	0.27%	\$ 10,468.84
MGS-S Customer 1415	4.21%	\$ 13,291.16	\$ 13,496.41	1.54%	\$ 30,261.60	\$ 30,466.85	0.68%	\$ 5,084.89
MGS-S Customer 1416	5.57%	\$ 1,889.97	\$ 1,954.35	3.41%	\$ 4,248.37	\$ 4,312.75	1.52%	\$ 1,219.84
MGS-S Customer 1417	4.38%	\$ 4,940.14	\$ 5,035.54	1.93%	\$ 8,513.16	\$ 8,608.56	1.12%	\$ 2,271.36
MGS-S Customer 1418	4.52%	\$ 2,378.89	\$ 2,438.52	2.51%	\$ 5,793.32	\$ 5,852.95	1.03%	\$ 1,380.17
MGS-S Customer 1419	3.27%	\$ 3,990.47	\$ 4,047.29	1.42%	\$ 8,423.10	\$ 8,479.92	0.67%	\$ 1,796.75
MGS-S Customer 1420	2.58%	\$ 4,408.24	\$ 4,460.58	1.19%	\$ 7,223.70	\$ 7,276.04	0.72%	\$ 2,083.48
MGS-S Customer 1421	4.09%	\$ 7,040.73	\$ 7,156.03	1.64%	\$ 19,694.86	\$ 19,810.16	0.59%	\$ 2,937.12
MGS-S Customer 1422	3.25%	\$ 12,705.86	\$ 12,852.62	1.16%	\$ 41,276.35	\$ 41,423.11	0.36%	\$ 4,656.02
MGS-S Customer 1423	4.10%	\$ 5,358.05	\$ 5,446.29	1.65%	\$ 14,535.36	\$ 14,623.60	0.61%	\$ 2,242.51
MGS-S Customer 1424	3.33%	\$ 14,825.64	\$ 15,004.73	1.21%	\$ 39,479.17	\$ 39,658.26	0.45%	\$ 5,554.81
MGS-S Customer 1425	4.04%	\$ 5,127.38	\$ 5,217.58	1.76%	\$ 10,720.24	\$ 10,810.44	0.84%	\$ 2,320.63
MGS-S Customer 1426	4.12%	\$ 9,996.46	\$ 10,155.06	1.59%	\$ 17,266.94	\$ 17,425.54	0.92%	\$ 4,005.24
MGS-S Customer 1427	3.41%	\$ 5,690.82	\$ 5,767.53	1.35%	\$ 18,716.88	\$ 18,793.59	0.41%	\$ 2,327.74
MGS-S Customer 1428	2.55%	\$ 4,979.65	\$ 5,031.53	1.04%	\$ 16,332.55	\$ 16,384.43	0.32%	\$ 2,088.46
MGS-S Customer 1429	3.12%	\$ 4,543.72	\$ 4,607.99	1.41%	\$ 8,657.21	\$ 8,721.48	0.74%	\$ 2,123.76
MGS-S Customer 1430	3.02%	\$ 4,627.92	\$ 4,686.19	1.26%	\$ 13,324.07	\$ 13,382.34	0.44%	\$ 1,987.14
MGS-S Customer 1431	3.72%	\$ 19,886.24	\$ 20,140.51	1.28%	\$ 77,292.31	\$ 77,546.58	0.33%	\$ 7,088.16
MGS-S Customer 1432	3.98%	\$ 3,956.43	\$ 4,029.30	1.84%	\$ 10,744.61	\$ 10,817.48	0.68%	\$ 1,904.05
MGS-S Customer 1433	3.56%	\$ 5,048.16	\$ 5,122.07	1.46%	\$ 11,479.49	\$ 11,553.40	0.64%	\$ 2,151.67
MGS-S Customer 1434	4.21%	\$ 4,338.49	\$ 4,421.76	1.92%	\$ 9,311.24	\$ 9,394.51	0.89%	\$ 2,059.26
MGS-S Customer 1435	3.37%	\$ 5,081.00	\$ 5,149.74	1.35%	\$ 19,106.29	\$ 19,175.03	0.36%	\$ 2,108.37
MGS-S Customer 1436	3.25%	\$ 11,033.18	\$ 11,167.25	1.22%	\$ 32,798.12	\$ 32,932.19	0.41%	\$ 4,255.66
MGS-S Customer 1437	4.43%	\$ 12,282.65	\$ 12,474.84	1.56%	\$ 39,349.43	\$ 39,541.62	0.49%	\$ 4,530.56

Internal Use

Customer	Distribution % Difference	Delivery 8/24 Prices	Delivery 1/25 Prices	Delivery % Difference	Bundled 8/24 Prices	Bundled 1/25 Prices	Bundled % Difference	Distribution 1/25 Prices
MGS-S Customer 1438	3.85%	\$ 5,167.63	\$ 5,253.45	1.66%	\$ 13,465.46	\$ 13,551.28	0.64%	\$ 2,314.50
MGS-S Customer 1439	2.68%	\$ 12,169.93	\$ 12,288.31	0.97%	\$ 48,858.39	\$ 48,976.77	0.24%	\$ 4,539.57
MGS-S Customer 1440	3.19%	\$ 7,018.38	\$ 7,104.85	1.23%	\$ 19,082.68	\$ 19,169.15	0.45%	\$ 2,795.08
MGS-S Customer 1441	2.46%	\$ 13,650.67	\$ 13,770.90	0.88%	\$ 38,313.34	\$ 38,433.57	0.31%	\$ 5,003.88
MGS-S Customer 1442	4.12%	\$ 10,501.66	\$ 10,655.02	1.46%	\$ 41,971.82	\$ 42,125.18	0.37%	\$ 3,875.97
MGS-S Customer 1443	1.82%	\$ 12,829.76	\$ 12,928.44	0.77%	\$ 19,525.61	\$ 19,624.29	0.51%	\$ 5,506.65
MGS-S Customer 1444	4.01%	\$ 5,428.96	\$ 5,516.27	1.61%	\$ 14,781.21	\$ 14,868.52	0.59%	\$ 2,265.56
MGS-S Customer 1445	3.85%	\$ 7,298.71	\$ 7,404.61	1.45%	\$ 24,619.48	\$ 24,725.38	0.43%	\$ 2,859.16
MGS-S Customer 1446	3.86%	\$ 4,835.05	\$ 4,911.53	1.58%	\$ 14,210.84	\$ 14,287.32	0.54%	\$ 2,057.92
MGS-S Customer 1447	2.48%	\$ 3,755.63	\$ 3,797.14	1.11%	\$ 7,969.67	\$ 8,011.18	0.52%	\$ 1,713.80
MGS-S Customer 1448	3.53%	\$ 5,400.75	\$ 5,481.26	1.49%	\$ 18,092.13	\$ 18,172.64	0.45%	\$ 2,362.87
MGS-S Customer 1449	3.61%	\$ 4,420.01	\$ 4,491.67	1.62%	\$ 12,346.37	\$ 12,418.03	0.58%	\$ 2,055.83
MGS-S Customer 1450	3.55%	\$ 6,607.27	\$ 6,697.05	1.36%	\$ 23,474.64	\$ 23,564.42	0.38%	\$ 2,620.03
MGS-S Customer 1451	5.77%	\$ 2,195.45	\$ 2,260.29	2.95%	\$ 5,175.90	\$ 5,240.74	1.25%	\$ 1,188.96
MGS-S Customer 1452	4.26%	\$ 4,532.97	\$ 4,612.76	1.76%	\$ 14,092.95	\$ 14,172.74	0.57%	\$ 1,953.05
MGS-S Customer 1453	2.30%	\$ 5,010.62	\$ 5,056.66	0.92%	\$ 23,926.63	\$ 23,972.67	0.19%	\$ 2,044.58
MGS-S Customer 1454	4.74%	\$ 5,524.88	\$ 5,634.02	1.98%	\$ 18,025.33	\$ 18,134.47	0.61%	\$ 2,413.43
MGS-S Customer 1455	4.60%	\$ 5,384.74	\$ 5,489.21	1.94%	\$ 16,203.22	\$ 16,307.69	0.64%	\$ 2,375.86
MGS-S Customer 1456	3.25%	\$ 8,325.45	\$ 8,430.37	1.26%	\$ 27,965.09	\$ 28,070.01	0.38%	\$ 3,329.21
MGS-S Customer 1457	4.41%	\$ 8,413.93	\$ 8,557.56	1.71%	\$ 23,386.24	\$ 23,529.87	0.61%	\$ 3,401.24
MGS-S Customer 1458	4.31%	\$ 3,521.49	\$ 3,593.70	2.05%	\$ 11,006.79	\$ 11,079.00	0.66%	\$ 1,748.81
MGS-S Customer 1459	4.30%	\$ 3,375.18	\$ 3,439.96	1.92%	\$ 10,052.75	\$ 10,117.53	0.64%	\$ 1,570.25
MGS-S Customer 1460	3.79%	\$ 5,776.60	\$ 5,867.24	1.57%	\$ 20,122.40	\$ 20,213.04	0.45%	\$ 2,483.24
MGS-S Customer 1461	5.34%	\$ 1,333.56	\$ 1,383.31	3.73%	\$ 9,751.25	\$ 9,801.00	0.51%	\$ 981.79
MGS-S Customer 1462	4.31%	\$ 4,808.67	\$ 4,892.17	1.74%	\$ 18,413.36	\$ 18,496.86	0.45%	\$ 2,020.58
MGS-S Customer 1463	4.07%	\$ 5,208.36	\$ 5,293.55	1.64%	\$ 15,777.41	\$ 15,862.60	0.54%	\$ 2,180.35
MGS-S Customer 1464	3.57%	\$ 4,755.76	\$ 4,829.16	1.54%	\$ 18,969.47	\$ 19,042.87	0.39%	\$ 2,127.86
MGS-S Customer 1465	4.05%	\$ 21,478.47	\$ 21,776.59	1.39%	\$ 77,188.86	\$ 77,486.98	0.39%	\$ 7,659.62
MGS-S Customer 1466	5.74%	\$ 2,221.60	\$ 2,284.01	2.81%	\$ 12,018.22	\$ 12,080.63	0.52%	\$ 1,149.44
MGS-S Customer 1467	2.18%	\$ 5,945.62	\$ 6,000.71	0.93%	\$ 12,940.84	\$ 12,995.93	0.43%	\$ 2,585.49
MGS-S Customer 1468	3.47%	\$ 3,336.57	\$ 3,388.94	1.57%	\$ 9,056.49	\$ 9,108.86	0.58%	\$ 1,560.91
MGS-S Customer 1469	4.08%	\$ 6,910.07	\$ 7,021.35	1.61%	\$ 27,153.25	\$ 27,264.53	0.41%	\$ 2,837.66
MGS-S Customer 1470	3.00%	\$ 3,192.47	\$ 3,235.05	1.33%	\$ 15,344.53	\$ 15,387.11	0.28%	\$ 1,463.67
MGS-S Customer 1471	3.61%	\$ 8,413.65	\$ 8,526.32	1.34%	\$ 27,509.39	\$ 27,622.06	0.41%	\$ 3,233.13
MGS-S Customer 1472	5.42%	\$ 4,364.78	\$ 4,469.62	2.40%	\$ 13,112.81	\$ 13,217.65	0.80%	\$ 2,038.34
MGS-S Customer 1473	3.63%	\$ 7,833.21	\$ 7,945.51	1.43%	\$ 21,325.46	\$ 21,437.76	0.53%	\$ 3,204.19
MGS-S Customer 1474	3.52%	\$ 58,570.43	\$ 59,251.14	1.16%	\$ 192,615.42	\$ 193,296.13	0.35%	\$ 20,000.21
MGS-S Customer 1475	4.00%	\$ 4,808.99	\$ 4,893.42	1.76%	\$ 12,149.29	\$ 12,233.72	0.69%	\$ 2,197.11
MGS-S Customer 1476	3.73%	\$ 12,620.07	\$ 12,786.31	1.32%	\$ 41,597.79	\$ 41,764.03	0.40%	\$ 4,627.85
MGS-S Customer 1477	2.41%	\$ 46,976.98	\$ 47,361.18	0.82%	\$ 146,157.84	\$ 146,542.04	0.26%	\$ 16,357.79

Customer	Distribution % Difference	Delivery 8/24 Prices	Delivery 1/25 Prices	Delivery % Difference	Bundled 8/24 Prices	Bundled 1/25 Prices	Bundled % Difference	Distribution 1/25 Prices
MGS-S Customer 1478	5.17%	\$ 830.74	\$ 873.12	5.10%	\$ 1,376.69	\$ 1,419.07	3.08%	\$ 861.98
MGS-S Customer 1479	4.05%	\$ 5,123.45	\$ 5,213.68	1.76%	\$ 10,694.95	\$ 10,785.18	0.84%	\$ 2,319.43
MGS-S Customer 1480	3.74%	\$ 13,776.67	\$ 13,959.20	1.32%	\$ 56,739.81	\$ 56,922.34	0.32%	\$ 5,064.40
MGS-S Customer 1481	3.75%	\$ 14,012.88	\$ 14,195.77	1.31%	\$ 49,677.08	\$ 49,859.97	0.37%	\$ 5,065.37
MGS-S Customer 1482	3.97%	\$ 13,136.21	\$ 13,318.78	1.39%	\$ 45,562.18	\$ 45,744.75	0.40%	\$ 4,785.40
MGS-S Customer 1483	3.76%	\$ 9,365.83	\$ 9,498.71	1.42%	\$ 32,315.92	\$ 32,448.80	0.41%	\$ 3,671.33
MGS-S Customer 1484	3.22%	\$ 13,092.56	\$ 13,248.93	1.19%	\$ 39,782.27	\$ 39,938.64	0.39%	\$ 5,006.44
MGS-S Customer 1485	5.17%	\$ 862.10	\$ 904.62	4.93%	\$ 2,644.61	\$ 2,687.13	1.61%	\$ 864.13
MGS-S Customer 1486	3.51%	\$ 9,308.36	\$ 9,432.63	1.34%	\$ 29,857.54	\$ 29,981.81	0.42%	\$ 3,666.49
MGS-S Customer 1487	2.82%	\$ 3,859.87	\$ 3,907.58	1.24%	\$ 9,719.31	\$ 9,767.02	0.49%	\$ 1,739.58
MGS-S Customer 1488	3.76%	\$ 9,811.94	\$ 9,951.93	1.43%	\$ 27,829.03	\$ 27,969.02	0.50%	\$ 3,861.70
MGS-S Customer 1489	3.15%	\$ 12,835.68	\$ 12,986.20	1.17%	\$ 28,892.01	\$ 29,042.53	0.52%	\$ 4,921.91
MGS-S Customer 1490	3.63%	\$ 9,448.16	\$ 9,578.96	1.38%	\$ 27,019.86	\$ 27,150.66	0.48%	\$ 3,737.19
MGS-S Customer 1491	3.58%	\$ 6,178.46	\$ 6,269.91	1.48%	\$ 17,590.20	\$ 17,681.65	0.52%	\$ 2,642.85
MGS-S Customer 1492	4.78%	\$ 4,166.20	\$ 4,249.86	2.01%	\$ 12,576.01	\$ 12,659.67	0.67%	\$ 1,835.37
MGS-S Customer 1493	4.66%	\$ 3,915.63	\$ 3,993.41	1.99%	\$ 12,316.41	\$ 12,394.19	0.63%	\$ 1,747.61
MGS-S Customer 1494	4.26%	\$ 20,103.30	\$ 20,396.87	1.46%	\$ 75,045.84	\$ 75,339.41	0.39%	\$ 7,189.19
MGS-S Customer 1495	4.14%	\$ 4,884.90	\$ 4,973.03	1.80%	\$ 13,300.42	\$ 13,388.55	0.66%	\$ 2,216.56
MGS-S Customer 1496	4.87%	\$ 1,301.91	\$ 1,339.01	2.85%	\$ 15,022.81	\$ 15,059.91	0.25%	\$ 798.61
MGS-S Customer 1497	3.89%	\$ 16,237.92	\$ 16,460.69	1.37%	\$ 55,658.89	\$ 55,881.66	0.40%	\$ 5,948.13
MGS-S Customer 1498	3.83%	\$ 17,537.01	\$ 17,776.60	1.37%	\$ 42,958.39	\$ 43,197.98	0.56%	\$ 6,499.04
MGS-S Customer 1499	3.64%	\$ 12,939.28	\$ 13,105.05	1.28%	\$ 45,298.75	\$ 45,464.52	0.37%	\$ 4,714.14
MGS-S Customer 1500	3.93%	\$ 4,125.38	\$ 4,199.86	1.81%	\$ 9,603.64	\$ 9,678.12	0.78%	\$ 1,971.97
MGS-S Customer 1501	3.20%	\$ 6,296.23	\$ 6,374.98	1.25%	\$ 19,381.36	\$ 19,460.11	0.41%	\$ 2,536.82
MGS-S Customer 1502	3.65%	\$ 8,041.02	\$ 8,150.19	1.36%	\$ 27,869.54	\$ 27,978.71	0.39%	\$ 3,098.53
MGS-S Customer 1503	5.16%	\$ 801.16	\$ 833.63	4.05%	\$ 9,208.79	\$ 9,241.26	0.35%	\$ 662.11
MGS-S Customer 1504	3.48%	\$ 5,018.80	\$ 5,095.07	1.52%	\$ 12,235.69	\$ 12,311.96	0.62%	\$ 2,268.61
MGS-S Customer 1505	5.19%	\$ 852.91	\$ 895.99	5.05%	\$ 883.88	\$ 926.96	4.87%	\$ 873.42
MGS-S Customer 1506	3.53%	\$ 6,252.98	\$ 6,340.55	1.40%	\$ 12,943.23	\$ 13,030.80	0.68%	\$ 2,568.89
MGS-S Customer 1507	3.81%	\$ 3,520.93	\$ 3,585.46	1.83%	\$ 9,366.66	\$ 9,431.19	0.69%	\$ 1,758.46
MGS-S Customer 1508	5.66%	\$ 2,246.28	\$ 2,318.23	3.20%	\$ 4,805.79	\$ 4,877.74	1.50%	\$ 1,343.14
MGS-S Customer 1509	5.75%	\$ 2,348.18	\$ 2,411.23	2.69%	\$ 16,905.83	\$ 16,968.88	0.37%	\$ 1,159.75
MGS-S Customer 1510	3.49%	\$ 3,865.32	\$ 3,923.93	1.52%	\$ 10,457.31	\$ 10,515.92	0.56%	\$ 1,738.72
MGS-S Customer 1511	5.16%	\$ 934.41	\$ 966.88	3.47%	\$ 15,873.93	\$ 15,906.40	0.20%	\$ 662.11
MGS-S Customer 1512	4.38%	\$ 5,512.67	\$ 5,615.84	1.87%	\$ 10,704.70	\$ 10,807.87	0.96%	\$ 2,459.37
MGS-S Customer 1513	3.97%	\$ 4,422.23	\$ 4,495.05	1.65%	\$ 14,710.42	\$ 14,783.24	0.50%	\$ 1,908.14
MGS-S Customer 1514	1.27%	\$ 11,126.88	\$ 11,184.82	0.52%	\$ 23,101.71	\$ 23,159.65	0.25%	\$ 4,603.97
MGS-S Customer 1515	5.56%	\$ 4,046.91	\$ 4,148.97	2.52%	\$ 11,487.76	\$ 11,589.82	0.89%	\$ 1,937.18
MGS-S Customer 1516	3.74%	\$ 6,041.54	\$ 6,130.14	1.47%	\$ 18,043.11	\$ 18,131.71	0.49%	\$ 2,458.70
MGS-S Customer 1517	3.67%	\$ 4,232.95	\$ 4,304.03	1.68%	\$ 10,004.75	\$ 10,075.83	0.71%	\$ 2,006.29

Internal Use

Customer	Distribution % Difference	Delivery 8/24 Prices	Delivery 1/25 Prices	Delivery % Difference	Bundled 8/24 Prices	Bundled 1/25 Prices	Bundled % Difference	Distribution 1/25 Prices
MGS-S Customer 1518	3.86%	\$ 3,230.78	\$ 3,292.64	1.91%	\$ 7,993.18	\$ 8,055.04	0.77%	\$ 1,665.32
MGS-S Customer 1519	3.33%	\$ 9,464.39	\$ 9,585.39	1.28%	\$ 25,193.93	\$ 25,314.93	0.48%	\$ 3,753.59
MGS-S Customer 1520	4.10%	\$ 2,072.97	\$ 2,123.60	2.44%	\$ 3,809.78	\$ 3,860.41	1.33%	\$ 1,284.36
MGS-S Customer 1521	4.02%	\$ 6,225.09	\$ 6,326.36	1.63%	\$ 23,463.25	\$ 23,564.52	0.43%	\$ 2,620.09
MGS-S Customer 1522	3.71%	\$ 6,944.95	\$ 7,041.81	1.39%	\$ 27,767.56	\$ 27,864.42	0.35%	\$ 2,710.34
MGS-S Customer 1523	3.97%	\$ 3,319.48	\$ 3,378.34	1.77%	\$ 10,924.07	\$ 10,982.93	0.54%	\$ 1,543.17
MGS-S Customer 1524	3.40%	\$ 5,060.89	\$ 5,135.93	1.48%	\$ 12,387.48	\$ 12,462.52	0.61%	\$ 2,282.10
MGS-S Customer 1525	4.30%	\$ 1,752.33	\$ 1,800.50	2.75%	\$ 4,193.00	\$ 4,241.17	1.15%	\$ 1,168.14
MGS-S Customer 1526	6.18%	\$ 7,261.58	\$ 7,409.37	2.04%	\$ 69,591.04	\$ 69,738.83	0.21%	\$ 2,538.60
MGS-S Customer 1527	5.72%	\$ 2,617.42	\$ 2,695.91	3.00%	\$ 8,481.43	\$ 8,559.92	0.93%	\$ 1,449.46
MGS-S Customer 1528	3.91%	\$ 3,480.02	\$ 3,545.81	1.89%	\$ 8,727.92	\$ 8,793.71	0.75%	\$ 1,748.83
MGS-S Customer 1529	4.03%	\$ 12,996.84	\$ 13,186.15	1.46%	\$ 43,422.97	\$ 43,612.28	0.44%	\$ 4,884.95
MGS-S Customer 1530	5.65%	\$ 2,206.21	\$ 2,277.40	3.23%	\$ 4,546.33	\$ 4,617.52	1.57%	\$ 1,330.68
MGS-S Customer 1531	5.66%	\$ 1,770.26	\$ 1,825.93	3.14%	\$ 4,805.10	\$ 4,860.77	1.16%	\$ 1,039.73
MGS-S Customer 1532	4.22%	\$ 3,940.50	\$ 4,012.85	1.84%	\$ 7,660.92	\$ 7,733.27	0.94%	\$ 1,787.96
MGS-S Customer 1533	3.63%	\$ 7,161.04	\$ 7,265.09	1.45%	\$ 20,954.38	\$ 21,058.43	0.50%	\$ 2,968.14
MGS-S Customer 1534	2.80%	\$ 30,746.98	\$ 31,047.11	0.98%	\$ 91,809.48	\$ 92,109.61	0.33%	\$ 11,005.99
MGS-S Customer 1535	3.33%	\$ 30,610.88	\$ 30,974.00	1.19%	\$ 78,213.12	\$ 78,576.24	0.46%	\$ 11,277.51
MGS-S Customer 1536	5.16%	\$ 701.99	\$ 734.46	4.63%	\$ 4,248.73	\$ 4,281.20	0.76%	\$ 662.11
MGS-S Customer 1537	4.91%	\$ 1,658.81	\$ 1,703.48	2.69%	\$ 10,889.60	\$ 10,934.27	0.41%	\$ 955.16
MGS-S Customer 1538	3.57%	\$ 3,768.55	\$ 3,826.93	1.55%	\$ 12,320.39	\$ 12,378.77	0.47%	\$ 1,691.45
MGS-S Customer 1539	2.59%	\$ 15,279.65	\$ 15,416.55	0.90%	\$ 60,674.32	\$ 60,811.22	0.23%	\$ 5,424.02
MGS-S Customer 1540	3.52%	\$ 11,254.73	\$ 11,395.17	1.25%	\$ 43,544.39	\$ 43,684.83	0.32%	\$ 4,127.36
MGS-S Customer 1541	4.01%	\$ 11,649.07	\$ 11,819.30	1.46%	\$ 41,896.95	\$ 42,067.18	0.41%	\$ 4,416.60
MGS-S Customer 1542	5.72%	\$ 1,977.79	\$ 2,038.07	3.05%	\$ 4,711.09	\$ 4,771.37	1.28%	\$ 1,114.53
MGS-S Customer 1543	3.61%	\$ 8,846.31	\$ 8,968.76	1.38%	\$ 28,919.24	\$ 29,041.69	0.42%	\$ 3,509.90
MGS-S Customer 1544	2.93%	\$ 4,013.38	\$ 4,063.78	1.26%	\$ 13,158.93	\$ 13,209.33	0.38%	\$ 1,770.04
MGS-S Customer 1545	2.83%	\$ 8,170.88	\$ 8,261.89	1.11%	\$ 23,525.63	\$ 23,616.64	0.39%	\$ 3,302.94
MGS-S Customer 1546	3.05%	\$ 4,506.12	\$ 4,568.32	1.38%	\$ 10,141.60	\$ 10,203.80	0.61%	\$ 2,099.60
MGS-S Customer 1547	3.66%	\$ 15,383.69	\$ 15,591.38	1.35%	\$ 20,813.50	\$ 21,021.19	1.00%	\$ 5,889.26
MGS-S Customer 1548	5.48%	\$ 1,423.91	\$ 1,468.71	3.15%	\$ 12,257.71	\$ 12,302.51	0.37%	\$ 862.79
MGS-S Customer 1549	3.76%	\$ 6,175.51	\$ 6,266.15	1.47%	\$ 19,079.42	\$ 19,170.06	0.48%	\$ 2,499.06
MGS-S Customer 1550	2.08%	\$ 7,414.76	\$ 7,472.66	0.78%	\$ 31,754.63	\$ 31,812.53	0.18%	\$ 2,839.13
MGS-S Customer 1551	3.26%	\$ 52,574.35	\$ 53,136.91	1.07%	\$ 197,204.73	\$ 197,767.29	0.29%	\$ 17,839.07
MGS-S Customer 1552	5.16%	\$ 766.21	\$ 798.68	4.24%	\$ 7,460.92	\$ 7,493.39	0.44%	\$ 662.11
MGS-S Customer 1553	5.39%	\$ 1,946.48	\$ 2,009.84	3.26%	\$ 4,208.67	\$ 4,272.03	1.51%	\$ 1,239.81
MGS-S Customer 1554	1.18%	\$ 8,314.58	\$ 8,359.40	0.54%	\$ 12,501.20	\$ 12,546.02	0.36%	\$ 3,840.46
MGS-S Customer 1555	0.90%	\$ 27,566.17	\$ 27,663.86	0.35%	\$ 45,994.61	\$ 46,092.30	0.21%	\$ 10,906.80
MGS-S Customer 1556	2.05%	\$ 5,352.04	\$ 5,403.51	0.96%	\$ 7,271.67	\$ 7,323.14	0.71%	\$ 2,566.04
MGS-S Customer 1557	3.06%	\$ 5,502.80	\$ 5,569.70	1.22%	\$ 19,853.63	\$ 19,920.53	0.34%	\$ 2,251.31

Internal Use

Customer	Distribution % Difference	Delivery 8/24 Prices	Delivery 1/25 Prices	Delivery % Difference	Bundled 8/24 Prices	Bundled 1/25 Prices	Bundled % Difference	Distribution 1/25 Prices
MGS-S Customer 1558	2.66%	\$ 8,694.39	\$ 8,792.01	1.12%	\$ 17,974.89	\$ 18,072.51	0.54%	\$ 3,771.17
MGS-S Customer 1559	3.71%	\$ 6,333.02	\$ 6,429.08	1.52%	\$ 19,775.00	\$ 19,871.06	0.49%	\$ 2,682.94
MGS-S Customer 1560	4.08%	\$ 4,674.85	\$ 4,753.86	1.69%	\$ 12,545.33	\$ 12,624.34	0.63%	\$ 2,013.77
MGS-S Customer 1561	3.75%	\$ 4,311.65	\$ 4,380.28	1.59%	\$ 10,670.42	\$ 10,739.05	0.64%	\$ 1,896.70
MGS-S Customer 1562	4.90%	\$ 6,057.58	\$ 6,178.88	2.00%	\$ 18,749.99	\$ 18,871.29	0.65%	\$ 2,598.72
MGS-S Customer 1563	4.57%	\$ 4,834.41	\$ 4,930.24	1.98%	\$ 14,709.42	\$ 14,805.25	0.65%	\$ 2,190.56
MGS-S Customer 1564	3.25%	\$ 3,480.82	\$ 3,530.18	1.42%	\$ 15,232.50	\$ 15,281.86	0.32%	\$ 1,567.56
MGS-S Customer 1565	4.35%	\$ 4,288.37	\$ 4,368.71	1.87%	\$ 5,345.19	\$ 5,425.53	1.50%	\$ 1,928.61
MGS-S Customer 1566	3.58%	\$ 3,237.09	\$ 3,290.11	1.64%	\$ 8,182.42	\$ 8,235.44	0.65%	\$ 1,532.16
MGS-S Customer 1567	4.01%	\$ 5,404.64	\$ 5,496.40	1.70%	\$ 16,026.59	\$ 16,118.35	0.57%	\$ 2,381.29
MGS-S Customer 1568	2.88%	\$ 6,333.58	\$ 6,409.22	1.19%	\$ 15,968.18	\$ 16,043.82	0.47%	\$ 2,705.42
MGS-S Customer 1569	5.16%	\$ 852.81	\$ 885.28	3.81%	\$ 11,792.53	\$ 11,825.00	0.28%	\$ 662.11
MGS-S Customer 1570	2.29%	\$ 2,702.56	\$ 2,732.91	1.12%	\$ 5,828.59	\$ 5,858.94	0.52%	\$ 1,355.37
MGS-S Customer 1571	3.34%	\$ 3,587.45	\$ 3,649.70	1.74%	\$ 5,772.17	\$ 5,834.42	1.08%	\$ 1,927.47
MGS-S Customer 1572	5.51%	\$ 5,472.33	\$ 5,596.89	2.28%	\$ 19,842.13	\$ 19,966.69	0.63%	\$ 2,385.54
MGS-S Customer 1573	3.95%	\$ 6,125.35	\$ 6,220.68	1.56%	\$ 15,062.25	\$ 15,157.58	0.63%	\$ 2,510.72
MGS-S Customer 1574	5.88%	\$ 3,301.45	\$ 3,378.53	2.33%	\$ 32,607.00	\$ 32,684.08	0.24%	\$ 1,388.13
MGS-S Customer 1575	3.71%	\$ 14,775.38	\$ 14,971.57	1.33%	\$ 47,276.54	\$ 47,472.73	0.41%	\$ 5,485.97
MGS-S Customer 1576	4.00%	\$ 4,505.04	\$ 4,585.51	1.79%	\$ 11,321.44	\$ 11,401.91	0.71%	\$ 2,094.97
MGS-S Customer 1577	4.06%	\$ 3,548.52	\$ 3,612.40	1.80%	\$ 9,346.72	\$ 9,410.60	0.68%	\$ 1,636.10
MGS-S Customer 1578	4.05%	\$ 4,783.03	\$ 4,863.12	1.67%	\$ 11,888.86	\$ 11,968.95	0.67%	\$ 2,056.75
MGS-S Customer 1579	4.04%	\$ 4,628.16	\$ 4,709.93	1.77%	\$ 15,766.13	\$ 15,847.90	0.52%	\$ 2,107.33
MGS-S Customer 1580	4.10%	\$ 5,361.15	\$ 5,454.96	1.75%	\$ 13,546.43	\$ 13,640.24	0.69%	\$ 2,383.89
MGS-S Customer 1581	5.83%	\$ 2,822.38	\$ 2,893.98	2.54%	\$ 21,149.70	\$ 21,221.30	0.34%	\$ 1,298.83
MGS-S Customer 1582	5.64%	\$ 1,786.08	\$ 1,840.58	3.05%	\$ 8,273.29	\$ 8,327.79	0.66%	\$ 1,020.61
MGS-S Customer 1583	2.54%	\$ 7,707.15	\$ 7,779.67	0.94%	\$ 34,977.20	\$ 35,049.72	0.21%	\$ 2,922.69
MGS-S Customer 1584	3.19%	\$ 14,497.00	\$ 14,659.77	1.12%	\$ 64,535.34	\$ 64,698.11	0.25%	\$ 5,258.90
MGS-S Customer 1585	5.26%	\$ 994.10	\$ 1,040.15	4.63%	\$ 1,186.06	\$ 1,232.11	3.88%	\$ 921.70
MGS-S Customer 1586	5.17%	\$ 987.13	\$ 1,029.52	4.29%	\$ 9,199.49	\$ 9,241.88	0.46%	\$ 861.98
MGS-S Customer 1587	3.54%	\$ 5,325.22	\$ 5,400.60	1.42%	\$ 18,190.05	\$ 18,265.43	0.41%	\$ 2,202.35
MGS-S Customer 1588	3.76%	\$ 4,725.35	\$ 4,798.19	1.54%	\$ 15,614.33	\$ 15,687.17	0.47%	\$ 2,008.57
MGS-S Customer 1589	3.34%	\$ 7,021.89	\$ 7,117.11	1.36%	\$ 17,189.53	\$ 17,284.75	0.55%	\$ 2,943.68
MGS-S Customer 1590	3.52%	\$ 5,850.23	\$ 5,930.51	1.37%	\$ 21,693.46	\$ 21,773.74	0.37%	\$ 2,363.74
MGS-S Customer 1591	4.46%	\$ 7,964.01	\$ 8,101.24	1.72%	\$ 27,653.93	\$ 27,791.16	0.50%	\$ 3,211.23
MGS-S Customer 1592	3.47%	\$ 5,960.78	\$ 6,047.50	1.45%	\$ 14,138.06	\$ 14,224.78	0.61%	\$ 2,589.42
MGS-S Customer 1593	3.83%	\$ 5,029.07	\$ 5,112.55	1.66%	\$ 13,416.02	\$ 13,499.50	0.62%	\$ 2,265.51
MGS-S Customer 1594	3.81%	\$ 9,052.17	\$ 9,178.54	1.40%	\$ 29,799.82	\$ 29,926.19	0.42%	\$ 3,445.02
MGS-S Customer 1595	1.94%	\$ 3,219.37	\$ 3,251.44	1.00%	\$ 4,206.61	\$ 4,238.68	0.76%	\$ 1,681.35
MGS-S Customer 1596	4.70%	\$ 6,285.44	\$ 6,406.34	1.92%	\$ 16,651.44	\$ 16,772.34	0.73%	\$ 2,693.69
MGS-S Customer 1597	3.82%	\$ 6,927.68	\$ 7,034.88	1.54%	\$ 18,829.38	\$ 18,936.08	0.57%	\$ 2,901.48

Customer	Distribution % Difference	Delivery 8/24 Prices	Delivery 1/25 Prices	Delivery % Difference	Bundled 8/24 Prices	Bundled 1/25 Prices	Bundled % Difference	Distribution 1/25 Prices
MGS-S Customer 1598	3.82%	\$ 6,740.81	\$ 6,844.46	1.54%	\$ 21,704.78	\$ 21,808.43	0.48%	\$ 2,814.71
MGS-S Customer 1599	2.25%	\$ 8,044.56	\$ 8,115.95	0.89%	\$ 25,010.43	\$ 25,081.82	0.29%	\$ 3,243.61
MGS-S Customer 1600	3.41%	\$ 5,115.23	\$ 5,191.80	1.50%	\$ 9,704.06	\$ 9,780.63	0.79%	\$ 2,320.48
MGS-S Customer 1601	4.37%	\$ 3,345.23	\$ 3,415.90	2.11%	\$ 12,033.84	\$ 12,104.51	0.59%	\$ 1,689.54
MGS-S Customer 1602	3.29%	\$ 5,240.27	\$ 5,308.73	1.31%	\$ 20,979.52	\$ 21,047.98	0.33%	\$ 2,151.23
MGS-S Customer 1603	3.56%	\$ 3,859.22	\$ 3,923.89	1.68%	\$ 8,890.71	\$ 8,955.38	0.73%	\$ 1,881.04
MGS-S Customer 1604	3.62%	\$ 5,423.22	\$ 5,500.75	1.43%	\$ 20,926.51	\$ 21,004.04	0.37%	\$ 2,218.08
MGS-S Customer 1605	4.13%	\$ 5,118.91	\$ 5,205.93	1.70%	\$ 9,381.29	\$ 9,468.31	0.93%	\$ 2,194.29
MGS-S Customer 1606	3.77%	\$ 3,819.99	\$ 3,882.02	1.62%	\$ 12,993.31	\$ 13,055.34	0.48%	\$ 1,705.65
MGS-S Customer 1607	3.62%	\$ 4,709.09	\$ 4,779.15	1.49%	\$ 15,456.73	\$ 15,526.79	0.45%	\$ 2,003.34
MGS-S Customer 1608	3.37%	\$ 10,939.22	\$ 11,076.24	1.25%	\$ 36,305.75	\$ 36,442.77	0.38%	\$ 4,198.50
MGS-S Customer 1609	3.54%	\$ 7,529.89	\$ 7,635.78	1.41%	\$ 20,926.16	\$ 21,032.05	0.51%	\$ 3,098.71
MGS-S Customer 1610	3.89%	\$ 4,722.55	\$ 4,803.27	1.71%	\$ 13,339.06	\$ 13,419.78	0.61%	\$ 2,157.45
MGS-S Customer 1611	4.11%	\$ 4,721.41	\$ 4,806.18	1.80%	\$ 14,852.26	\$ 14,937.03	0.57%	\$ 2,147.29
MGS-S Customer 1612	4.00%	\$ 4,333.46	\$ 4,413.14	1.84%	\$ 6,063.18	\$ 6,142.86	1.31%	\$ 2,071.38
MGS-S Customer 1613	5.52%	\$ 1,688.46	\$ 1,748.81	3.57%	\$ 3,343.00	\$ 3,403.35	1.81%	\$ 1,154.33
MGS-S Customer 1614	5.17%	\$ 833.96	\$ 876.34	5.08%	\$ 1,537.82	\$ 1,580.20	2.76%	\$ 861.98
MGS-S Customer 1615	3.73%	\$ 4,954.19	\$ 5,029.43	1.52%	\$ 15,424.74	\$ 15,499.98	0.49%	\$ 2,091.07
MGS-S Customer 1616	3.73%	\$ 11,275.92	\$ 11,425.83	1.33%	\$ 38,539.35	\$ 38,689.26	0.39%	\$ 4,172.18
MGS-S Customer 1617	3.28%	\$ 6,071.94	\$ 6,148.55	1.26%	\$ 25,628.51	\$ 25,705.12	0.30%	\$ 2,413.32
MGS-S Customer 1618	5.16%	\$ 920.25	\$ 952.72	3.53%	\$ 15,165.84	\$ 15,198.31	0.21%	\$ 662.11
MGS-S Customer 1619	6.08%	\$ 6,077.66	\$ 6,225.78	2.44%	\$ 22,897.27	\$ 23,045.39	0.65%	\$ 2,582.53
MGS-S Customer 1620	4.14%	\$ 4,962.55	\$ 5,046.26	1.69%	\$ 14,130.50	\$ 14,214.21	0.59%	\$ 2,105.01
MGS-S Customer 1621	2.49%	\$ 5,021.81	\$ 5,072.09	1.00%	\$ 21,517.48	\$ 21,567.76	0.23%	\$ 2,066.43
MGS-S Customer 1622	3.49%	\$ 4,082.99	\$ 4,148.68	1.61%	\$ 10,572.25	\$ 10,637.94	0.62%	\$ 1,948.26
MGS-S Customer 1623	3.98%	\$ 5,068.74	\$ 5,155.85	1.72%	\$ 13,729.93	\$ 13,817.04	0.63%	\$ 2,278.09
MGS-S Customer 1624	3.93%	\$ 8,945.91	\$ 9,074.42	1.44%	\$ 31,488.30	\$ 31,616.81	0.41%	\$ 3,396.16
MGS-S Customer 1625	3.44%	\$ 4,859.66	\$ 4,929.07	1.43%	\$ 10,695.79	\$ 10,765.20	0.65%	\$ 2,089.78
MGS-S Customer 1626	3.93%	\$ 2,457.65	\$ 2,503.97	1.88%	\$ 12,669.97	\$ 12,716.29	0.37%	\$ 1,224.44
MGS-S Customer 1627	5.46%	\$ 1,521.19	\$ 1,578.11	3.74%	\$ 2,796.37	\$ 2,853.29	2.04%	\$ 1,098.48
MGS-S Customer 1628	4.59%	\$ 1,570.40	\$ 1,613.69	2.76%	\$ 2,045.74	\$ 2,089.03	2.12%	\$ 986.00
MGS-S Customer 1629	4.54%	\$ 3,975.57	\$ 4,058.56	2.09%	\$ 10,772.32	\$ 10,855.31	0.77%	\$ 1,912.84
MGS-S Customer 1630	3.20%	\$ 34,699.90	\$ 35,071.96	1.07%	\$ 126,682.15	\$ 127,054.21	0.29%	\$ 11,985.74
MGS-S Customer 1631	3.14%	\$ 27,647.98	\$ 27,946.37	1.08%	\$ 82,448.83	\$ 82,747.22	0.36%	\$ 9,796.34
MGS-S Customer 1632	3.17%	\$ 25,612.97	\$ 25,892.41	1.09%	\$ 80,733.76	\$ 81,013.20	0.35%	\$ 9,087.22
MGS-S Customer 1633	4.05%	\$ 5,426.53	\$ 5,519.19	1.71%	\$ 17,019.49	\$ 17,112.15	0.54%	\$ 2,382.21
MGS-S Customer 1634	3.90%	\$ 3,452.96	\$ 3,517.98	1.88%	\$ 9,604.92	\$ 9,669.94	0.68%	\$ 1,732.95
MGS-S Customer 1635	3.57%	\$ 6,517.48	\$ 6,611.57	1.44%	\$ 22,663.16	\$ 22,757.25	0.42%	\$ 2,727.15
MGS-S Customer 1636	3.98%	\$ 2,915.58	\$ 2,975.29	2.05%	\$ 6,877.79	\$ 6,937.50	0.87%	\$ 1,561.64
MGS-S Customer 1637	3.31%	\$ 4,494.41	\$ 4,558.02	1.42%	\$ 6,833.39	\$ 6,897.00	0.93%	\$ 1,987.01

Customer	Distribution % Difference	Delivery 8/24 Prices	Delivery 1/25 Prices	Delivery % Difference	Bundled 8/24 Prices	Bundled 1/25 Prices	Bundled % Difference	Distribution 1/25 Prices
MGS-S Customer 1638	3.16%	\$ 6,308.49	\$ 6,396.96	1.40%	\$ 8,406.37	\$ 8,494.84	1.05%	\$ 2,888.42
MGS-S Customer 1639	3.81%	\$ 4,099.79	\$ 4,165.89	1.61%	\$ 13,313.33	\$ 13,379.43	0.50%	\$ 1,802.88
MGS-S Customer 1640	3.77%	\$ 5,490.38	\$ 5,578.10	1.60%	\$ 15,298.77	\$ 15,386.49	0.57%	\$ 2,415.73
MGS-S Customer 1641	3.79%	\$ 8,586.50	\$ 8,705.40	1.38%	\$ 33,125.08	\$ 33,243.98	0.36%	\$ 3,255.86
MGS-S Customer 1642	3.84%	\$ 8,128.07	\$ 8,243.76	1.42%	\$ 28,223.28	\$ 28,338.97	0.41%	\$ 3,128.16
MGS-S Customer 1643	4.03%	\$ 9,552.67	\$ 9,691.60	1.45%	\$ 35,692.88	\$ 35,831.81	0.39%	\$ 3,582.64
MGS-S Customer 1644	5.46%	\$ 1,162.82	\$ 1,206.55	3.76%	\$ 1,649.93	\$ 1,693.66	2.65%	\$ 845.28
MGS-S Customer 1645	2.88%	\$ 10,542.41	\$ 10,657.94	1.10%	\$ 26,310.80	\$ 26,426.33	0.44%	\$ 4,124.33
MGS-S Customer 1646	3.07%	\$ 7,708.78	\$ 7,803.01	1.22%	\$ 20,835.39	\$ 20,929.62	0.45%	\$ 3,159.79
MGS-S Customer 1647	2.96%	\$ 5,643.56	\$ 5,708.99	1.16%	\$ 23,523.54	\$ 23,588.97	0.28%	\$ 2,274.73
MGS-S Customer 1648	3.85%	\$ 5,287.01	\$ 5,374.71	1.66%	\$ 12,574.63	\$ 12,662.33	0.70%	\$ 2,363.26
MGS-S Customer 1649	4.47%	\$ 3,387.50	\$ 3,462.63	2.22%	\$ 3,387.50	\$ 3,462.63	2.22%	\$ 1,755.92
MGS-S Customer 1650	3.90%	\$ 12,659.41	\$ 12,834.63	1.38%	\$ 57,002.85	\$ 57,178.07	0.31%	\$ 4,667.28
MGS-S Customer 1651	4.17%	\$ 3,247.48	\$ 3,313.96	2.05%	\$ 9,344.59	\$ 9,411.07	0.71%	\$ 1,662.71
MGS-S Customer 1652	3.91%	\$ 14,159.56	\$ 14,350.67	1.35%	\$ 73,746.46	\$ 73,937.57	0.26%	\$ 5,081.42
MGS-S Customer 1653	3.64%	\$ 2,355.76	\$ 2,396.89	1.75%	\$ 15,129.07	\$ 15,170.20	0.27%	\$ 1,170.06
MGS-S Customer 1654	3.66%	\$ 6,143.27	\$ 6,232.28	1.45%	\$ 14,441.33	\$ 14,530.34	0.62%	\$ 2,520.00
MGS-S Customer 1655	5.52%	\$ 1,541.95	\$ 1,588.85	3.04%	\$ 13,379.89	\$ 13,426.79	0.35%	\$ 896.94
MGS-S Customer 1656	3.90%	\$ 3,770.71	\$ 3,840.88	1.86%	\$ 6,302.79	\$ 6,372.96	1.11%	\$ 1,869.30
MGS-S Customer 1657	3.89%	\$ 4,121.57	\$ 4,189.60	1.65%	\$ 12,433.34	\$ 12,501.37	0.55%	\$ 1,817.18
MGS-S Customer 1658	2.54%	\$ 1,511.66	\$ 1,535.57	1.58%	\$ 1,526.17	\$ 1,550.08	1.57%	\$ 964.66
MGS-S Customer 1659	4.13%	\$ 3,663.88	\$ 3,735.34	1.95%	\$ 10,550.67	\$ 10,622.13	0.68%	\$ 1,802.03
MGS-S Customer 1660	5.07%	\$ 1,059.97	\$ 1,099.17	3.70%	\$ 1,107.85	\$ 1,147.05	3.54%	\$ 811.85
MGS-S Customer 1661	5.16%	\$ 629.64	\$ 662.11	5.16%	\$ 629.64	\$ 662.11	5.16%	\$ 662.11
MGS-S Customer 1662	3.71%	\$ 5,038.70	\$ 5,118.47	1.58%	\$ 18,563.06	\$ 18,642.83	0.43%	\$ 2,231.83
MGS-S Customer 1663	3.80%	\$ 16,672.44	\$ 16,895.30	1.34%	\$ 58,026.75	\$ 58,249.61	0.38%	\$ 6,084.56
MGS-S Customer 1664	5.46%	\$ 1,419.33	\$ 1,463.31	3.10%	\$ 13,916.35	\$ 13,960.33	0.32%	\$ 849.31
MGS-S Customer 1665	3.48%	\$ 14,341.84	\$ 14,518.04	1.23%	\$ 61,523.59	\$ 61,699.79	0.29%	\$ 5,238.89
MGS-S Customer 1666	3.75%	\$ 5,722.96	\$ 5,807.03	1.47%	\$ 20,853.64	\$ 20,937.71	0.40%	\$ 2,325.65
MGS-S Customer 1667	3.08%	\$ 1,700.80	\$ 1,729.90	1.71%	\$ 9,977.72	\$ 10,006.82	0.29%	\$ 972.92
MGS-S Customer 1668	3.82%	\$ 4,642.09	\$ 4,714.77	1.57%	\$ 16,507.00	\$ 16,579.68	0.44%	\$ 1,972.91
MGS-S Customer 1669	2.23%	\$ 8,813.64	\$ 8,892.31	0.89%	\$ 21,442.06	\$ 21,520.73	0.37%	\$ 3,612.41
MGS-S Customer 1670	3.86%	\$ 4,119.61	\$ 4,192.36	1.77%	\$ 11,574.06	\$ 11,646.81	0.63%	\$ 1,955.68
MGS-S Customer 1671	4.98%	\$ 2,131.46	\$ 2,193.14	2.89%	\$ 4,818.94	\$ 4,880.62	1.28%	\$ 1,300.31
MGS-S Customer 1672	5.69%	\$ 1,872.98	\$ 1,931.37	3.12%	\$ 3,746.90	\$ 3,805.29	1.56%	\$ 1,083.98
MGS-S Customer 1673	2.37%	\$ 4,037.16	\$ 4,077.59	1.00%	\$ 16,929.42	\$ 16,969.85	0.24%	\$ 1,749.64
MGS-S Customer 1674	2.01%	\$ 27,435.07	\$ 27,633.15	0.72%	\$ 33,385.92	\$ 33,584.00	0.59%	\$ 10,045.43
MGS-S Customer 1675	5.68%	\$ 2,600.95	\$ 2,675.18	2.85%	\$ 17,372.96	\$ 17,447.19	0.43%	\$ 1,380.08
MGS-S Customer 1676	2.89%	\$ 14,984.48	\$ 15,140.78	1.04%	\$ 46,466.41	\$ 46,622.71	0.34%	\$ 5,556.49
MGS-S Customer 1677	3.53%	\$ 9,545.20	\$ 9,671.16	1.32%	\$ 37,452.96	\$ 37,578.92	0.34%	\$ 3,696.81

Internal Use

Customer	Distribution % Difference	Delivery 8/24 Prices	Delivery 1/25 Prices	Delivery % Difference	Bundled 8/24 Prices	Bundled 1/25 Prices	Bundled % Difference	Distribution 1/25 Prices
MGS-S Customer 1678	4.40%	\$ 6,737.49	\$ 6,853.99	1.73%	\$ 28,950.35	\$ 29,066.85	0.40%	\$ 2,765.35
MGS-S Customer 1679	6.12%	\$ 5,148.76	\$ 5,274.21	2.44%	\$ 14,801.75	\$ 14,927.20	0.85%	\$ 2,175.16
MGS-S Customer 1680	3.85%	\$ 2,168.91	\$ 2,212.76	2.02%	\$ 4,006.27	\$ 4,050.12	1.09%	\$ 1,183.19
MGS-S Customer 1681	3.87%	\$ 11,857.37	\$ 12,020.28	1.37%	\$ 40,285.94	\$ 40,448.85	0.40%	\$ 4,367.63
MGS-S Customer 1682	5.19%	\$ 861.86	\$ 905.11	5.02%	\$ 955.67	\$ 998.92	4.53%	\$ 876.11
MGS-S Customer 1683	3.76%	\$ 16,763.08	\$ 16,979.19	1.29%	\$ 60,565.60	\$ 60,781.71	0.36%	\$ 5,965.03
MGS-S Customer 1684	5.02%	\$ 15,693.02	\$ 15,963.54	1.72%	\$ 52,541.22	\$ 52,811.74	0.51%	\$ 5,656.62
MGS-S Customer 1685	5.16%	\$ 877.39	\$ 909.86	3.70%	\$ 13,022.02	\$ 13,054.49	0.25%	\$ 662.11
MGS-S Customer 1686	5.56%	\$ 1,612.89	\$ 1,661.96	3.04%	\$ 11,995.34	\$ 12,044.41	0.41%	\$ 932.17
MGS-S Customer 1687	5.60%	\$ 2,038.39	\$ 2,104.85	3.26%	\$ 6,919.73	\$ 6,986.19	0.96%	\$ 1,253.78
MGS-S Customer 1688	4.17%	\$ 7,237.76	\$ 7,358.64	1.67%	\$ 17,567.20	\$ 17,688.08	0.69%	\$ 3,022.77
MGS-S Customer 1689	3.75%	\$ 3,863.51	\$ 3,926.46	1.63%	\$ 10,388.42	\$ 10,451.37	0.61%	\$ 1,739.53
MGS-S Customer 1690	3.69%	\$ 5,358.14	\$ 5,441.86	1.56%	\$ 17,427.58	\$ 17,511.30	0.48%	\$ 2,353.25
MGS-S Customer 1691	4.02%	\$ 9,173.82	\$ 9,313.56	1.52%	\$ 30,938.76	\$ 31,078.50	0.45%	\$ 3,614.91
MGS-S Customer 1692	4.32%	\$ 5,252.86	\$ 5,344.35	1.74%	\$ 13,828.01	\$ 13,919.50	0.66%	\$ 2,211.16
MGS-S Customer 1693	3.65%	\$ 8,955.31	\$ 9,076.88	1.36%	\$ 23,750.17	\$ 23,871.74	0.51%	\$ 3,452.44
MGS-S Customer 1694	3.85%	\$ 11,193.36	\$ 11,351.04	1.41%	\$ 23,841.89	\$ 23,999.57	0.66%	\$ 4,248.34
MGS-S Customer 1695	3.66%	\$ 10,821.99	\$ 10,968.96	1.36%	\$ 35,880.01	\$ 36,026.98	0.41%	\$ 4,162.41
MGS-S Customer 1696	5.06%	\$ 3,359.14	\$ 3,434.28	2.24%	\$ 11,010.24	\$ 11,085.38	0.68%	\$ 1,560.15
MGS-S Customer 1697	4.73%	\$ 4,886.94	\$ 4,985.33	2.01%	\$ 19,297.87	\$ 19,396.26	0.51%	\$ 2,177.32
MGS-S Customer 1698	3.53%	\$ 4,686.16	\$ 4,755.21	1.47%	\$ 11,343.50	\$ 11,412.55	0.61%	\$ 2,024.01
MGS-S Customer 1699	4.12%	\$ 5,243.09	\$ 5,335.07	1.75%	\$ 16,102.71	\$ 16,194.69	0.57%	\$ 2,323.88
MGS-S Customer 1700	5.16%	\$ 817.51	\$ 849.98	3.97%	\$ 10,026.82	\$ 10,059.29	0.32%	\$ 662.11
MGS-S Customer 1701	3.70%	\$ 8,993.37	\$ 9,121.42	1.42%	\$ 25,365.07	\$ 25,493.12	0.50%	\$ 3,587.99
MGS-S Customer 1702	5.77%	\$ 2,396.35	\$ 2,461.41	2.71%	\$ 14,743.57	\$ 14,808.63	0.44%	\$ 1,192.40
MGS-S Customer 1703	3.23%	\$ 18,336.77	\$ 18,545.98	1.14%	\$ 55,897.52	\$ 56,106.73	0.37%	\$ 6,682.93
MGS-S Customer 1704	5.69%	\$ 1,911.71	\$ 1,969.98	3.05%	\$ 5,954.70	\$ 6,012.97	0.98%	\$ 1,082.04
MGS-S Customer 1705	5.33%	\$ 1,000.36	\$ 1,038.90	3.85%	\$ 5,351.98	\$ 5,390.52	0.72%	\$ 760.81
MGS-S Customer 1706	3.73%	\$ 4,718.30	\$ 4,793.27	1.59%	\$ 23,248.67	\$ 23,323.64	0.32%	\$ 2,084.87
MGS-S Customer 1707	3.27%	\$ 8,007.05	\$ 8,106.29	1.24%	\$ 20,672.03	\$ 20,771.27	0.48%	\$ 3,135.06
MGS-S Customer 1708	3.97%	\$ 5,997.20	\$ 6,090.28	1.55%	\$ 18,631.11	\$ 18,724.19	0.50%	\$ 2,439.93
MGS-S Customer 1709	4.54%	\$ 6,222.15	\$ 6,339.01	1.88%	\$ 14,037.44	\$ 14,154.30	0.83%	\$ 2,688.91
MGS-S Customer 1710	4.56%	\$ 2,900.58	\$ 2,968.18	2.33%	\$ 8,129.63	\$ 8,197.23	0.83%	\$ 1,549.29
MGS-S Customer 1711	3.07%	\$ 18,245.71	\$ 18,441.09	1.07%	\$ 68,736.54	\$ 68,931.92	0.28%	\$ 6,557.34
MGS-S Customer 1712	3.74%	\$ 15,174.67	\$ 15,376.17	1.33%	\$ 52,936.53	\$ 53,138.03	0.38%	\$ 5,587.96
MGS-S Customer 1713	3.85%	\$ 5,703.76	\$ 5,795.42	1.61%	\$ 17,934.54	\$ 18,026.20	0.51%	\$ 2,473.22
MGS-S Customer 1714	4.99%	\$ 4,096.93	\$ 4,190.92	2.29%	\$ 7,944.07	\$ 8,038.06	1.18%	\$ 1,977.97
MGS-S Customer 1715	3.88%	\$ 4,615.60	\$ 4,689.82	1.61%	\$ 13,428.76	\$ 13,502.98	0.55%	\$ 1,985.61
MGS-S Customer 1716	3.27%	\$ 8,053.42	\$ 8,157.94	1.30%	\$ 18,938.63	\$ 19,043.15	0.55%	\$ 3,296.86
MGS-S Customer 1717	3.25%	\$ 4,467.61	\$ 4,529.02	1.37%	\$ 10,500.73	\$ 10,562.14	0.58%	\$ 1,951.24

Internal Use

Customer	Distribution % Difference	Delivery 8/24 Prices	Delivery 1/25 Prices	Delivery % Difference	Bundled 8/24 Prices	Bundled 1/25 Prices	Bundled % Difference	Distribution 1/25 Prices
MGS-S Customer 1718	4.20%	\$ 5,197.28	\$ 5,291.89	1.82%	\$ 10,555.45	\$ 10,650.06	0.90%	\$ 2,347.40
MGS-S Customer 1719	3.67%	\$ 12,641.77	\$ 12,804.51	1.29%	\$ 47,515.04	\$ 47,677.78	0.34%	\$ 4,593.04
MGS-S Customer 1720	3.64%	\$ 5,860.71	\$ 5,944.08	1.42%	\$ 20,978.71	\$ 21,062.08	0.40%	\$ 2,373.15
MGS-S Customer 1721	4.01%	\$ 9,541.69	\$ 9,686.78	1.52%	\$ 28,967.54	\$ 29,112.63	0.50%	\$ 3,759.59
MGS-S Customer 1722	4.23%	\$ 2,918.16	\$ 2,975.50	1.96%	\$ 9,301.04	\$ 9,358.38	0.62%	\$ 1,412.87
MGS-S Customer 1723	-1.48%	\$ 4,760.67	\$ 4,729.92	-0.65%	\$ 8,069.75	\$ 8,039.00	-0.38%	\$ 2,051.16
MGS-S Customer 1724	4.31%	\$ 4,394.79	\$ 4,473.19	1.78%	\$ 15,228.01	\$ 15,306.41	0.51%	\$ 1,896.06
MGS-S Customer 1725	4.26%	\$ 4,441.29	\$ 4,525.39	1.89%	\$ 13,703.62	\$ 13,787.72	0.61%	\$ 2,056.53
MGS-S Customer 1726	2.13%	\$ 6,842.56	\$ 6,899.29	0.83%	\$ 19,822.91	\$ 19,879.64	0.29%	\$ 2,721.31
MGS-S Customer 1727	3.77%	\$ 4,291.28	\$ 4,359.92	1.60%	\$ 10,955.14	\$ 11,023.78	0.63%	\$ 1,887.52
MGS-S Customer 1728	3.41%	\$ 13,043.10	\$ 13,205.32	1.24%	\$ 39,470.00	\$ 39,632.22	0.41%	\$ 4,923.08
MGS-S Customer 1729	3.62%	\$ 3,454.33	\$ 3,510.18	1.62%	\$ 9,913.20	\$ 9,969.05	0.56%	\$ 1,597.14
MGS-S Customer 1730	3.55%	\$ 16,429.83	\$ 16,636.27	1.26%	\$ 53,263.87	\$ 53,470.31	0.39%	\$ 6,028.99
MGS-S Customer 1731	3.29%	\$ 18,005.35	\$ 18,213.75	1.16%	\$ 60,557.14	\$ 60,765.54	0.34%	\$ 6,533.15
MGS-S Customer 1732	3.81%	\$ 15,370.16	\$ 15,579.96	1.36%	\$ 45,060.43	\$ 45,270.23	0.47%	\$ 5,714.16
MGS-S Customer 1733	3.70%	\$ 13,319.52	\$ 13,498.21	1.34%	\$ 42,348.66	\$ 42,527.35	0.42%	\$ 5,003.85
MGS-S Customer 1734	3.43%	\$ 12,323.88	\$ 12,479.59	1.26%	\$ 34,765.26	\$ 34,920.97	0.45%	\$ 4,701.37
MGS-S Customer 1735	3.31%	\$ 10,494.14	\$ 10,625.10	1.25%	\$ 30,394.30	\$ 30,525.26	0.43%	\$ 4,081.98
MGS-S Customer 1736	3.16%	\$ 14,979.46	\$ 15,149.98	1.14%	\$ 45,254.76	\$ 45,425.28	0.38%	\$ 5,566.41
MGS-S Customer 1737	3.37%	\$ 17,911.62	\$ 18,125.05	1.19%	\$ 52,830.60	\$ 53,044.03	0.40%	\$ 6,555.67
MGS-S Customer 1738	3.49%	\$ 16,282.20	\$ 16,483.86	1.24%	\$ 52,819.15	\$ 53,020.81	0.38%	\$ 5,979.04
MGS-S Customer 1739	3.65%	\$ 14,851.12	\$ 15,045.00	1.31%	\$ 48,216.11	\$ 48,409.99	0.40%	\$ 5,505.52
MGS-S Customer 1740	3.65%	\$ 13,401.84	\$ 13,579.67	1.33%	\$ 40,432.05	\$ 40,609.88	0.44%	\$ 5,046.16
MGS-S Customer 1741	3.85%	\$ 5,421.89	\$ 5,511.42	1.65%	\$ 12,040.04	\$ 12,129.57	0.74%	\$ 2,414.95
MGS-S Customer 1742	5.82%	\$ 2,476.18	\$ 2,546.45	2.84%	\$ 6,855.79	\$ 6,926.06	1.02%	\$ 1,277.24
MGS-S Customer 1743	3.71%	\$ 6,577.44	\$ 6,676.97	1.51%	\$ 17,658.16	\$ 17,757.69	0.56%	\$ 2,784.74
MGS-S Customer 1744	3.17%	\$ 9,431.63	\$ 9,545.92	1.21%	\$ 27,776.20	\$ 27,890.49	0.41%	\$ 3,722.37
MGS-S Customer 1745	3.12%	\$ 25,842.65	\$ 26,119.06	1.07%	\$ 88,157.48	\$ 88,433.89	0.31%	\$ 9,135.79
MGS-S Customer 1746	3.82%	\$ 2,969.38	\$ 3,021.34	1.75%	\$ 11,796.25	\$ 11,848.21	0.44%	\$ 1,412.15
MGS-S Customer 1747	3.68%	\$ 7,775.64	\$ 7,888.53	1.45%	\$ 21,996.44	\$ 22,109.33	0.51%	\$ 3,179.31
MGS-S Customer 1748	3.98%	\$ 15,523.26	\$ 15,732.70	1.35%	\$ 69,041.62	\$ 69,251.06	0.30%	\$ 5,467.02
MGS-S Customer 1749	3.61%	\$ 3,965.88	\$ 4,026.18	1.52%	\$ 16,472.84	\$ 16,533.14	0.37%	\$ 1,732.16
MGS-S Customer 1750	3.82%	\$ 10,242.22	\$ 10,382.69	1.37%	\$ 36,765.79	\$ 36,906.26	0.38%	\$ 3,818.37
MGS-S Customer 1751	4.48%	\$ 2,422.06	\$ 2,481.69	2.46%	\$ 6,479.56	\$ 6,539.19	0.92%	\$ 1,390.54
MGS-S Customer 1752	4.41%	\$ 5,687.62	\$ 5,792.67	1.85%	\$ 15,354.44	\$ 15,459.49	0.68%	\$ 2,488.68
MGS-S Customer 1753	3.45%	\$ 21,484.29	\$ 21,740.86	1.19%	\$ 72,838.95	\$ 73,095.52	0.35%	\$ 7,683.08
MGS-S Customer 1754	5.16%	\$ 796.48	\$ 828.95	4.08%	\$ 8,974.90	\$ 9,007.37	0.36%	\$ 662.11
MGS-S Customer 1755	2.13%	\$ 4,633.03	\$ 4,673.63	0.88%	\$ 18,912.56	\$ 18,953.16	0.21%	\$ 1,945.65
MGS-S Customer 1756	3.68%	\$ 10,456.33	\$ 10,596.83	1.34%	\$ 46,024.32	\$ 46,164.82	0.31%	\$ 3,960.68
MGS-S Customer 1757	3.42%	\$ 8,025.77	\$ 8,127.55	1.27%	\$ 29,699.42	\$ 29,801.20	0.34%	\$ 3,078.63

Internal Use

Customer	Distribution % Difference	Delivery 8/24 Prices	Delivery 1/25 Prices	Delivery % Difference	Bundled 8/24 Prices	Bundled 1/25 Prices	Bundled % Difference	Distribution 1/25 Prices
MGS-S Customer 1758	3.30%	\$ 8,941.38	\$ 9,049.35	1.21%	\$ 32,957.20	\$ 33,065.17	0.33%	\$ 3,379.65
MGS-S Customer 1759	3.07%	\$ 7,422.48	\$ 7,509.34	1.17%	\$ 22,267.62	\$ 22,354.48	0.39%	\$ 2,915.11
MGS-S Customer 1760	2.51%	\$ 22,154.94	\$ 22,347.18	0.87%	\$ 81,352.66	\$ 81,544.90	0.24%	\$ 7,845.12
MGS-S Customer 1761	3.88%	\$ 4,829.38	\$ 4,906.91	1.61%	\$ 11,644.07	\$ 11,721.60	0.67%	\$ 2,074.23
MGS-S Customer 1762	3.69%	\$ 5,997.69	\$ 6,084.37	1.45%	\$ 18,846.18	\$ 18,932.86	0.46%	\$ 2,437.17
MGS-S Customer 1763	5.71%	\$ 2,092.80	\$ 2,152.10	2.83%	\$ 12,666.76	\$ 12,726.06	0.47%	\$ 1,098.80
MGS-S Customer 1764	3.11%	\$ 3,675.33	\$ 3,730.73	1.51%	\$ 5,885.19	\$ 5,940.59	0.94%	\$ 1,838.24
MGS-S Customer 1765	3.70%	\$ 6,280.05	\$ 6,374.41	1.50%	\$ 22,547.77	\$ 22,642.13	0.42%	\$ 2,644.37
MGS-S Customer 1766	3.91%	\$ 5,262.35	\$ 5,344.21	1.56%	\$ 19,147.67	\$ 19,229.53	0.43%	\$ 2,174.89
MGS-S Customer 1767	2.79%	\$ 5,306.65	\$ 5,367.62	1.15%	\$ 29,860.66	\$ 29,921.63	0.20%	\$ 2,242.48
MGS-S Customer 1768	3.02%	\$ 4,487.05	\$ 4,544.03	1.27%	\$ 12,202.13	\$ 12,259.11	0.47%	\$ 1,945.12
MGS-S Customer 1769	5.23%	\$ 927.87	\$ 972.44	4.80%	\$ 1,234.44	\$ 1,279.01	3.61%	\$ 897.70
MGS-S Customer 1770	3.70%	\$ 3,946.19	\$ 4,008.97	1.59%	\$ 11,390.58	\$ 11,453.36	0.55%	\$ 1,761.57
MGS-S Customer 1771	5.81%	\$ 2,932.68	\$ 3,002.15	2.37%	\$ 31,516.65	\$ 31,586.12	0.22%	\$ 1,264.19
MGS-S Customer 1772	3.54%	\$ 10,381.79	\$ 10,520.82	1.34%	\$ 27,712.05	\$ 27,851.08	0.50%	\$ 4,063.08
MGS-S Customer 1773	2.23%	\$ 3,956.97	\$ 3,993.90	0.93%	\$ 20,410.60	\$ 20,447.53	0.18%	\$ 1,696.09
MGS-S Customer 1774	5.67%	\$ 2,434.45	\$ 2,507.28	2.99%	\$ 12,225.36	\$ 12,298.19	0.60%	\$ 1,357.37
MGS-S Customer 1775	3.30%	\$ 6,330.38	\$ 6,416.81	1.37%	\$ 15,997.09	\$ 16,083.52	0.54%	\$ 2,706.48
MGS-S Customer 1776	4.42%	\$ 4,097.90	\$ 4,181.93	2.05%	\$ 6,355.75	\$ 6,439.78	1.32%	\$ 1,987.29
MGS-S Customer 1777	4.16%	\$ 10,373.90	\$ 10,537.74	1.58%	\$ 22,207.96	\$ 22,371.80	0.74%	\$ 4,104.59
MGS-S Customer 1778	3.54%	\$ 6,940.77	\$ 7,039.81	1.43%	\$ 19,546.68	\$ 19,645.72	0.51%	\$ 2,899.34
MGS-S Customer 1779	5.24%	\$ 5,182.20	\$ 5,299.56	2.26%	\$ 8,974.95	\$ 9,092.31	1.31%	\$ 2,358.27
MGS-S Customer 1780	5.01%	\$ 6,787.42	\$ 6,924.80	2.02%	\$ 15,844.53	\$ 15,981.91	0.87%	\$ 2,879.90
MGS-S Customer 1781	3.78%	\$ 4,145.69	\$ 4,218.01	1.74%	\$ 8,858.38	\$ 8,930.70	0.82%	\$ 1,983.90
MGS-S Customer 1782	2.47%	\$ 2,942.96	\$ 2,976.54	1.14%	\$ 12,658.57	\$ 12,692.15	0.27%	\$ 1,392.68
MGS-S Customer 1783	2.66%	\$ 11,305.04	\$ 11,417.20	0.99%	\$ 35,464.95	\$ 35,577.11	0.32%	\$ 4,327.80
MGS-S Customer 1784	4.99%	\$ 2,123.84	\$ 2,185.09	2.88%	\$ 5,985.95	\$ 6,047.20	1.02%	\$ 1,289.31
MGS-S Customer 1785	5.53%	\$ 1,735.12	\$ 1,796.59	3.54%	\$ 3,120.00	\$ 3,181.47	1.97%	\$ 1,172.59
MGS-S Customer 1786	5.67%	\$ 2,001.64	\$ 2,058.54	2.84%	\$ 13,581.23	\$ 13,638.13	0.42%	\$ 1,059.70
MGS-S Customer 1787	4.18%	\$ 5,315.99	\$ 5,411.64	1.80%	\$ 11,294.49	\$ 11,390.14	0.85%	\$ 2,384.25
MGS-S Customer 1788	3.46%	\$ 8,252.29	\$ 8,363.97	1.35%	\$ 22,416.41	\$ 22,528.09	0.50%	\$ 3,344.02
MGS-S Customer 1789	3.95%	\$ 7,112.76	\$ 7,226.37	1.60%	\$ 16,173.53	\$ 16,287.14	0.70%	\$ 2,986.93
MGS-S Customer 1790	4.84%	\$ 3,548.80	\$ 3,630.16	2.29%	\$ 10,939.37	\$ 11,020.73	0.74%	\$ 1,760.94
MGS-S Customer 1791	3.95%	\$ 31,421.26	\$ 31,840.21	1.33%	\$ 102,008.78	\$ 102,427.73	0.41%	\$ 11,014.78
MGS-S Customer 1792	1.48%	\$ 3,944.68	\$ 3,969.91	0.64%	\$ 15,050.77	\$ 15,076.00	0.17%	\$ 1,726.92
MGS-S Customer 1793	3.90%	\$ 4,097.30	\$ 4,171.73	1.82%	\$ 6,445.19	\$ 6,519.62	1.15%	\$ 1,984.31
MGS-S Customer 1794	5.55%	\$ 1,419.89	\$ 1,468.86	3.45%	\$ 2,559.67	\$ 2,608.64	1.91%	\$ 930.61
MGS-S Customer 1795	4.33%	\$ 4,926.31	\$ 5,018.50	1.87%	\$ 14,798.69	\$ 14,890.88	0.62%	\$ 2,221.50
MGS-S Customer 1796	3.60%	\$ 11,269.18	\$ 11,419.81	1.34%	\$ 34,277.31	\$ 34,427.94	0.44%	\$ 4,332.07
MGS-S Customer 1797	3.03%	\$ 19,658.01	\$ 19,865.47	1.06%	\$ 69,257.58	\$ 69,465.04	0.30%	\$ 7,053.95

Internal Use

Customer	Distribution % Difference	Delivery 8/24 Prices	Delivery 1/25 Prices	Delivery % Difference	Bundled 8/24 Prices	Bundled 1/25 Prices	Bundled % Difference	Distribution 1/25 Prices
MGS-S Customer 1798	1.91%	\$ 6,861.29	\$ 6,916.13	0.80%	\$ 18,900.11	\$ 18,954.95	0.29%	\$ 2,920.92
MGS-S Customer 1799	2.74%	\$ 8,073.61	\$ 8,156.07	1.02%	\$ 29,038.71	\$ 29,121.17	0.28%	\$ 3,095.85
MGS-S Customer 1800	5.27%	\$ 4,867.92	\$ 4,973.44	2.17%	\$ 9,680.71	\$ 9,786.23	1.09%	\$ 2,107.86
MGS-S Customer 1801	5.87%	\$ 3,209.52	\$ 3,293.57	2.62%	\$ 9,991.07	\$ 10,075.12	0.84%	\$ 1,516.59
MGS-S Customer 1802	3.91%	\$ 4,134.61	\$ 4,203.00	1.65%	\$ 13,206.69	\$ 13,275.08	0.52%	\$ 1,816.41
MGS-S Customer 1803	3.94%	\$ 4,589.34	\$ 4,664.20	1.63%	\$ 13,926.05	\$ 14,000.91	0.54%	\$ 1,972.99
MGS-S Customer 1804	5.75%	\$ 2,256.31	\$ 2,319.07	2.78%	\$ 12,964.99	\$ 13,027.75	0.48%	\$ 1,155.07
MGS-S Customer 1805	3.70%	\$ 4,789.16	\$ 4,862.82	1.54%	\$ 10,918.38	\$ 10,992.04	0.67%	\$ 2,064.31
MGS-S Customer 1806	3.63%	\$ 5,873.88	\$ 5,957.71	1.43%	\$ 19,226.85	\$ 19,310.68	0.44%	\$ 2,390.23
MGS-S Customer 1807	4.27%	\$ 4,536.94	\$ 4,622.68	1.89%	\$ 13,362.67	\$ 13,448.41	0.64%	\$ 2,093.00
MGS-S Customer 1808	4.93%	\$ 922.66	\$ 964.79	4.57%	\$ 1,055.21	\$ 1,097.34	3.99%	\$ 897.40
MGS-S Customer 1809	5.90%	\$ 3,382.92	\$ 3,462.53	2.35%	\$ 30,929.83	\$ 31,009.44	0.26%	\$ 1,429.21
MGS-S Customer 1810	5.17%	\$ 819.60	\$ 861.98	5.17%	\$ 819.60	\$ 861.98	5.17%	\$ 861.98
MGS-S Customer 1811	3.93%	\$ 4,642.21	\$ 4,716.62	1.60%	\$ 17,300.11	\$ 17,374.52	0.43%	\$ 1,967.75
MGS-S Customer 1812	5.16%	\$ 983.60	\$ 1,016.07	3.30%	\$ 18,334.54	\$ 18,367.01	0.18%	\$ 662.11
MGS-S Customer 1813	5.19%	\$ 856.12	\$ 899.29	5.04%	\$ 856.46	\$ 899.63	5.04%	\$ 874.77
MGS-S Customer 1814	5.17%	\$ 819.60	\$ 861.98	5.17%	\$ 819.60	\$ 861.98	5.17%	\$ 861.98
MGS-S Customer 1815	5.19%	\$ 681.74	\$ 715.32	4.93%	\$ 709.16	\$ 742.74	4.74%	\$ 680.15
MGS-S Customer 1816	2.10%	\$ 14,735.78	\$ 14,847.84	0.76%	\$ 48,045.92	\$ 48,157.98	0.23%	\$ 5,447.92
MGS-S Customer 1817	4.91%	\$ 863.79	\$ 904.78	4.75%	\$ 882.07	\$ 923.06	4.65%	\$ 876.81
MGS-S Customer 1818	4.32%	\$ 4,466.15	\$ 4,547.13	1.81%	\$ 10,696.15	\$ 10,777.13	0.76%	\$ 1,953.70
MGS-S Customer 1819	4.05%	\$ 3,108.32	\$ 3,166.21	1.86%	\$ 8,364.22	\$ 8,422.11	0.69%	\$ 1,486.59
MGS-S Customer 1820	4.10%	\$ 27,440.17	\$ 27,825.49	1.40%	\$ 76,747.23	\$ 77,132.55	0.50%	\$ 9,782.59
MGS-S Customer 1821	2.92%	\$ 7,907.13	\$ 7,993.91	1.10%	\$ 25,713.98	\$ 25,800.76	0.34%	\$ 3,061.57
MGS-S Customer 1822	3.76%	\$ 9,187.85	\$ 9,313.83	1.37%	\$ 32,291.39	\$ 32,417.37	0.39%	\$ 3,475.18
MGS-S Customer 1823	5.16%	\$ 1,074.51	\$ 1,106.97	3.02%	\$ 22,881.50	\$ 22,913.96	0.14%	\$ 662.11
MGS-S Customer 1824	4.17%	\$ 3,506.84	\$ 3,576.93	2.00%	\$ 9,795.91	\$ 9,866.00	0.72%	\$ 1,751.71
MGS-S Customer 1825	4.45%	\$ 2,882.08	\$ 2,947.90	2.28%	\$ 7,539.92	\$ 7,605.74	0.87%	\$ 1,546.53
MGS-S Customer 1826	5.16%	\$ 792.15	\$ 824.61	4.10%	\$ 8,758.04	\$ 8,790.50	0.37%	\$ 662.11
MGS-S Customer 1827	5.16%	\$ 881.16	\$ 913.63	3.68%	\$ 13,210.55	\$ 13,243.02	0.25%	\$ 662.11
MGS-S Customer 1828	3.24%	\$ 3,931.87	\$ 3,986.85	1.40%	\$ 11,877.88	\$ 11,932.86	0.46%	\$ 1,751.36
MGS-S Customer 1829	4.01%	\$ 9,181.68	\$ 9,318.80	1.49%	\$ 39,646.66	\$ 39,783.78	0.35%	\$ 3,555.76
MGS-S Customer 1830	4.14%	\$ 5,098.00	\$ 5,182.01	1.65%	\$ 19,496.59	\$ 19,580.60	0.43%	\$ 2,115.00
MGS-S Customer 1831	4.44%	\$ 6,110.62	\$ 6,219.95	1.79%	\$ 25,070.50	\$ 25,179.83	0.44%	\$ 2,570.22
MGS-S Customer 1832	4.12%	\$ 3,980.35	\$ 4,049.38	1.73%	\$ 15,660.95	\$ 15,729.98	0.44%	\$ 1,744.91
MGS-S Customer 1833	3.32%	\$ 41,081.68	\$ 41,525.24	1.08%	\$ 190,017.51	\$ 190,461.07	0.23%	\$ 13,804.00
MGS-S Customer 1834	3.46%	\$ 22,692.85	\$ 22,955.15	1.16%	\$ 110,858.70	\$ 111,121.00	0.24%	\$ 7,842.36
MGS-S Customer 1835	4.28%	\$ 4,210.67	\$ 4,290.52	1.90%	\$ 18,015.21	\$ 18,095.06	0.44%	\$ 1,943.96
MGS-S Customer 1836	3.39%	\$ 7,068.32	\$ 7,163.23	1.34%	\$ 25,909.83	\$ 26,004.74	0.37%	\$ 2,898.54
MGS-S Customer 1837	3.60%	\$ 20,261.66	\$ 20,509.30	1.22%	\$ 91,489.06	\$ 91,736.70	0.27%	\$ 7,118.96

Customer	Distribution % Difference	Delivery 8/24 Prices	Delivery 1/25 Prices	Delivery % Difference	Bundled 8/24 Prices	Bundled 1/25 Prices	Bundled % Difference	Distribution 1/25 Prices
MGS-S Customer 1838	4.29%	\$ 3,562.79	\$ 3,635.14	2.03%	\$ 11,823.71	\$ 11,896.06	0.61%	\$ 1,757.64
MGS-S Customer 1839	4.00%	\$ 5,925.82	\$ 6,022.16	1.63%	\$ 24,964.89	\$ 25,061.23	0.39%	\$ 2,502.97
MGS-S Customer 1840	3.30%	\$ 9,772.59	\$ 9,893.13	1.23%	\$ 37,282.71	\$ 37,403.25	0.32%	\$ 3,776.92
MGS-S Customer 1841	3.95%	\$ 5,755.05	\$ 5,848.28	1.62%	\$ 23,329.03	\$ 23,422.26	0.40%	\$ 2,453.64
MGS-S Customer 1842	4.03%	\$ 3,541.31	\$ 3,603.29	1.75%	\$ 14,011.86	\$ 14,073.84	0.44%	\$ 1,600.27
MGS-S Customer 1843	3.80%	\$ 4,414.97	\$ 4,484.56	1.58%	\$ 15,439.13	\$ 15,508.72	0.45%	\$ 1,899.73
MGS-S Customer 1844	3.24%	\$ 23,778.12	\$ 24,035.55	1.08%	\$ 113,159.73	\$ 113,417.16	0.23%	\$ 8,207.45
MGS-S Customer 1845	4.48%	\$ 4,215.88	\$ 4,299.84	1.99%	\$ 16,108.90	\$ 16,192.86	0.52%	\$ 1,960.14
MGS-S Customer 1846	3.75%	\$ 5,602.82	\$ 5,690.25	1.56%	\$ 20,327.41	\$ 20,414.84	0.43%	\$ 2,419.86
MGS-S Customer 1847	4.21%	\$ 5,087.23	\$ 5,173.07	1.69%	\$ 17,653.26	\$ 17,739.10	0.49%	\$ 2,124.60
MGS-S Customer 1848	3.34%	\$ 29,295.00	\$ 29,617.67	1.10%	\$ 138,914.99	\$ 139,237.66	0.23%	\$ 9,984.29
MGS-S Customer 1849	3.82%	\$ 6,309.34	\$ 6,406.20	1.54%	\$ 26,232.92	\$ 26,329.78	0.37%	\$ 2,629.28
MGS-S Customer 1850	4.07%	\$ 4,266.34	\$ 4,338.55	1.69%	\$ 15,776.80	\$ 15,849.01	0.46%	\$ 1,845.56
MGS-S Customer 1851	3.66%	\$ 4,837.30	\$ 4,908.52	1.47%	\$ 19,600.51	\$ 19,671.73	0.36%	\$ 2,019.58
MGS-S Customer 1852	3.93%	\$ 5,172.74	\$ 5,258.56	1.66%	\$ 20,244.80	\$ 20,330.62	0.42%	\$ 2,268.55
MGS-S Customer 1853	3.31%	\$ 55,921.69	\$ 56,514.13	1.06%	\$ 270,792.23	\$ 271,384.67	0.22%	\$ 18,496.70
MGS-S Customer 1854	3.74%	\$ 9,957.72	\$ 10,095.14	1.38%	\$ 42,528.46	\$ 42,665.88	0.32%	\$ 3,808.95
MGS-S Customer 1855	3.39%	\$ 31,141.88	\$ 31,491.48	1.12%	\$ 140,126.57	\$ 140,476.17	0.25%	\$ 10,664.31
MGS-S Customer 1856	3.50%	\$ 11,338.96	\$ 11,480.46	1.25%	\$ 58,597.27	\$ 58,738.77	0.24%	\$ 4,183.32
MGS-S Customer 1857	3.88%	\$ 5,122.44	\$ 5,201.22	1.54%	\$ 21,277.95	\$ 21,356.73	0.37%	\$ 2,109.90
MGS-S Customer 1858	4.01%	\$ 5,948.25	\$ 6,045.65	1.64%	\$ 22,562.30	\$ 22,659.70	0.43%	\$ 2,528.04
MGS-S Customer 1859	4.07%	\$ 4,186.43	\$ 4,262.61	1.82%	\$ 16,311.29	\$ 16,387.47	0.47%	\$ 1,946.61
MGS-S Customer 1860	3.69%	\$ 4,079.64	\$ 4,149.01	1.70%	\$ 10,542.39	\$ 10,611.76	0.66%	\$ 1,948.11
MGS-S Customer 1861	3.34%	\$ 9,671.48	\$ 9,793.23	1.26%	\$ 33,899.95	\$ 34,021.70	0.36%	\$ 3,765.40
MGS-S Customer 1862	3.89%	\$ 4,110.73	\$ 4,177.53	1.63%	\$ 16,600.43	\$ 16,667.23	0.40%	\$ 1,783.73
MGS-S Customer 1863	4.89%	\$ 4,034.01	\$ 4,125.10	2.26%	\$ 7,913.26	\$ 8,004.35	1.15%	\$ 1,955.37
MGS-S Customer 1864	3.98%	\$ 5,791.23	\$ 5,882.19	1.57%	\$ 36,149.72	\$ 36,240.68	0.25%	\$ 2,375.57
MGS-S Customer 1865	4.21%	\$ 4,069.87	\$ 4,146.64	1.89%	\$ 16,823.52	\$ 16,900.29	0.46%	\$ 1,902.07
MGS-S Customer 1866	3.80%	\$ 7,723.71	\$ 7,836.06	1.45%	\$ 35,115.11	\$ 35,227.46	0.32%	\$ 3,068.49
MGS-S Customer 1867	3.74%	\$ 10,982.71	\$ 11,131.41	1.35%	\$ 48,870.94	\$ 49,019.64	0.30%	\$ 4,127.91
MGS-S Customer 1868	3.98%	\$ 9,467.62	\$ 9,607.68	1.48%	\$ 39,938.43	\$ 40,078.49	0.35%	\$ 3,655.10
MGS-S Customer 1869	4.03%	\$ 10,208.00	\$ 10,358.48	1.47%	\$ 44,240.29	\$ 44,390.77	0.34%	\$ 3,887.97
MGS-S Customer 1870	3.70%	\$ 4,200.67	\$ 4,264.96	1.53%	\$ 18,192.48	\$ 18,256.77	0.35%	\$ 1,803.65
MGS-S Customer 1871	3.99%	\$ 6,476.93	\$ 6,580.25	1.60%	\$ 25,992.71	\$ 26,096.03	0.40%	\$ 2,691.46
MGS-S Customer 1872	4.19%	\$ 4,551.14	\$ 4,633.95	1.82%	\$ 18,544.67	\$ 18,627.48	0.45%	\$ 2,060.85
MGS-S Customer 1873	4.08%	\$ 3,509.56	\$ 3,578.03	1.95%	\$ 10,785.87	\$ 10,854.34	0.63%	\$ 1,745.34
MGS-S Customer 1874	3.16%	\$ 11,412.63	\$ 11,547.04	1.18%	\$ 33,351.25	\$ 33,485.66	0.40%	\$ 4,385.53
MGS-S Customer 1875	5.66%	\$ 2,042.73	\$ 2,098.29	2.72%	\$ 18,704.66	\$ 18,760.22	0.30%	\$ 1,037.79
MGS-S Customer 1876	2.52%	\$ 8,546.18	\$ 8,626.43	0.94%	\$ 28,802.96	\$ 28,883.21	0.28%	\$ 3,263.52
MGS-S Customer 1877	2.80%	\$ 8,264.97	\$ 8,351.44	1.05%	\$ 27,662.37	\$ 27,748.84	0.31%	\$ 3,173.86

Customer	Distribution % Difference	Delivery 8/24 Prices	Delivery 1/25 Prices	Delivery % Difference	Bundled 8/24 Prices	Bundled 1/25 Prices	Bundled % Difference	Distribution 1/25 Prices
MGS-S Customer 1878	3.10%	\$ 18,107.88	\$ 18,303.98	1.08%	\$ 68,323.90	\$ 68,520.00	0.29%	\$ 6,511.84
MGS-S Customer 1879	5.17%	\$ 874.61	\$ 916.99	4.85%	\$ 3,571.00	\$ 3,613.38	1.19%	\$ 861.98
MGS-S Customer 1880	1.93%	\$ 11,723.61	\$ 11,805.37	0.70%	\$ 37,775.73	\$ 37,857.49	0.22%	\$ 4,320.16
MGS-S Customer 1881	3.68%	\$ 8,381.93	\$ 8,501.58	1.43%	\$ 25,810.22	\$ 25,929.87	0.46%	\$ 3,367.56
MGS-S Customer 1882	5.20%	\$ 865.99	\$ 909.36	5.01%	\$ 891.70	\$ 935.07	4.86%	\$ 878.04
MGS-S Customer 1883	6.20%	\$ 7,307.69	\$ 7,465.66	2.16%	\$ 48,676.96	\$ 48,834.93	0.32%	\$ 2,704.43
MGS-S Customer 1884	5.87%	\$ 3,417.31	\$ 3,515.42	2.87%	\$ 3,764.67	\$ 3,862.78	2.61%	\$ 1,768.87
MGS-S Customer 1885	4.22%	\$ 6,666.36	\$ 6,774.98	1.63%	\$ 18,543.15	\$ 18,651.77	0.59%	\$ 2,679.77
MGS-S Customer 1886	3.81%	\$ 5,891.17	\$ 5,978.32	1.48%	\$ 22,151.58	\$ 22,238.73	0.39%	\$ 2,376.46
MGS-S Customer 1887	3.93%	\$ 6,632.17	\$ 6,732.98	1.52%	\$ 18,853.93	\$ 18,954.74	0.53%	\$ 2,663.80
MGS-S Customer 1888	4.18%	\$ 6,275.22	\$ 6,377.50	1.63%	\$ 17,148.66	\$ 17,250.94	0.60%	\$ 2,550.37
MGS-S Customer 1889	4.99%	\$ 4,855.36	\$ 4,960.17	2.16%	\$ 13,773.87	\$ 13,878.68	0.76%	\$ 2,206.52
MGS-S Customer 1890	3.86%	\$ 7,418.92	\$ 7,526.75	1.45%	\$ 24,667.82	\$ 24,775.65	0.44%	\$ 2,901.60
MGS-S Customer 1891	5.50%	\$ 1,557.91	\$ 1,603.90	2.95%	\$ 16,253.25	\$ 16,299.24	0.28%	\$ 882.12
MGS-S Customer 1892	1.97%	\$ 12,447.89	\$ 12,538.09	0.72%	\$ 42,704.91	\$ 42,795.11	0.21%	\$ 4,674.59
MGS-S Customer 1893	3.71%	\$ 7,679.11	\$ 7,789.53	1.44%	\$ 29,763.99	\$ 29,874.41	0.37%	\$ 3,090.04
MGS-S Customer 1894	4.01%	\$ 6,340.78	\$ 6,445.62	1.65%	\$ 14,836.51	\$ 14,941.35	0.71%	\$ 2,722.41
MGS-S Customer 1895	3.92%	\$ 9,680.32	\$ 9,817.00	1.41%	\$ 36,170.64	\$ 36,307.32	0.38%	\$ 3,623.75
MGS-S Customer 1896	3.44%	\$ 6,253.70	\$ 6,342.11	1.41%	\$ 19,102.08	\$ 19,190.49	0.46%	\$ 2,658.03
MGS-S Customer 1897	3.68%	\$ 4,787.39	\$ 4,864.96	1.62%	\$ 12,358.27	\$ 12,435.84	0.63%	\$ 2,186.50
MGS-S Customer 1898	2.73%	\$ 7,368.64	\$ 7,446.00	1.05%	\$ 19,391.01	\$ 19,468.37	0.40%	\$ 2,914.29
MGS-S Customer 1899	5.16%	\$ 630.41	\$ 662.88	5.15%	\$ 668.23	\$ 700.70	4.86%	\$ 662.11
MGS-S Customer 1900	3.89%	\$ 5,567.15	\$ 5,652.66	1.54%	\$ 18,719.93	\$ 18,805.44	0.46%	\$ 2,286.10
MGS-S Customer 1901	4.00%	\$ 4,003.63	\$ 4,077.31	1.84%	\$ 11,309.65	\$ 11,383.33	0.65%	\$ 1,916.88
MGS-S Customer 1902	5.47%	\$ 2,204.81	\$ 2,273.74	3.13%	\$ 4,699.30	\$ 4,768.23	1.47%	\$ 1,328.61
MGS-S Customer 1903	3.90%	\$ 2,456.17	\$ 2,508.81	2.14%	\$ 6,428.89	\$ 6,481.53	0.82%	\$ 1,401.37
MGS-S Customer 1904	5.16%	\$ 893.11	\$ 925.58	3.64%	\$ 13,808.33	\$ 13,840.80	0.24%	\$ 662.11
MGS-S Customer 1905	3.81%	\$ 8,382.45	\$ 8,500.36	1.41%	\$ 29,285.16	\$ 29,403.07	0.40%	\$ 3,210.80
MGS-S Customer 1906	5.38%	\$ 1,270.99	\$ 1,311.41	3.18%	\$ 14,579.62	\$ 14,620.04	0.28%	\$ 791.58
MGS-S Customer 1907	5.16%	\$ 809.97	\$ 842.44	4.01%	\$ 9,649.52	\$ 9,681.99	0.34%	\$ 662.11
MGS-S Customer 1908	5.61%	\$ 1,825.19	\$ 1,877.51	2.87%	\$ 15,200.09	\$ 15,252.41	0.34%	\$ 985.11
MGS-S Customer 1909	5.79%	\$ 2,647.85	\$ 2,714.55	2.52%	\$ 23,578.78	\$ 23,645.48	0.28%	\$ 1,219.14
MGS-S Customer 1910	5.59%	\$ 1,550.91	\$ 1,602.25	3.31%	\$ 3,699.07	\$ 3,750.41	1.39%	\$ 969.27
MGS-S Customer 1911	3.44%	\$ 4,506.01	\$ 4,574.47	1.52%	\$ 16,161.13	\$ 16,229.59	0.42%	\$ 2,058.55
MGS-S Customer 1912	5.17%	\$ 649.67	\$ 682.54	5.06%	\$ 721.66	\$ 754.53	4.55%	\$ 668.61
MGS-S Customer 1913	4.58%	\$ 5,328.42	\$ 5,432.81	1.96%	\$ 12,517.89	\$ 12,622.28	0.83%	\$ 2,381.95
MGS-S Customer 1914	5.86%	\$ 2,839.91	\$ 2,914.21	2.62%	\$ 15,875.57	\$ 15,949.87	0.47%	\$ 1,342.76
MGS-S Customer 1915	3.29%	\$ 55,437.11	\$ 56,051.24	1.11%	\$ 138,803.88	\$ 139,418.01	0.44%	\$ 19,260.50
MGS-S Customer 1916	3.67%	\$ 5,817.85	\$ 5,901.30	1.43%	\$ 20,898.48	\$ 20,981.93	0.40%	\$ 2,358.63
MGS-S Customer 1917	5.58%	\$ 1,487.33	\$ 1,537.70	3.39%	\$ 2,721.83	\$ 2,772.20	1.85%	\$ 953.54

Internal Use

Customer	Distribution % Difference	Delivery 8/24 Prices	Delivery 1/25 Prices	Delivery % Difference	Bundled 8/24 Prices	Bundled 1/25 Prices	Bundled % Difference	Distribution 1/25 Prices
MGS-S Customer 1918	5.46%	\$ 1,174.73	\$ 1,218.49	3.73%	\$ 2,155.11	\$ 2,198.87	2.03%	\$ 845.92
MGS-S Customer 1919	5.46%	\$ 1,625.30	\$ 1,681.88	3.48%	\$ 8,778.55	\$ 8,835.13	0.64%	\$ 1,092.95
MGS-S Customer 1920	3.96%	\$ 4,622.46	\$ 4,703.08	1.74%	\$ 14,133.77	\$ 14,214.39	0.57%	\$ 2,116.56
MGS-S Customer 1921	4.23%	\$ 4,934.47	\$ 5,024.54	1.83%	\$ 15,754.44	\$ 15,844.51	0.57%	\$ 2,217.18
MGS-S Customer 1922	4.03%	\$ 10,624.38	\$ 10,780.98	1.47%	\$ 42,951.74	\$ 43,108.34	0.36%	\$ 4,045.11
MGS-S Customer 1923	3.76%	\$ 13,737.97	\$ 13,923.23	1.35%	\$ 48,935.75	\$ 49,121.01	0.38%	\$ 5,114.33
MGS-S Customer 1924	3.62%	\$ 9,514.10	\$ 9,643.85	1.36%	\$ 34,228.30	\$ 34,358.05	0.38%	\$ 3,709.41
MGS-S Customer 1925	3.36%	\$ 6,655.58	\$ 6,746.49	1.37%	\$ 19,599.37	\$ 19,690.28	0.46%	\$ 2,796.68
MGS-S Customer 1926	5.16%	\$ 926.18	\$ 958.65	3.51%	\$ 15,462.46	\$ 15,494.93	0.21%	\$ 662.11
MGS-S Customer 1927	3.93%	\$ 5,866.28	\$ 5,962.49	1.64%	\$ 18,727.80	\$ 18,824.01	0.51%	\$ 2,545.02
MGS-S Customer 1928	4.79%	\$ 3,285.15	\$ 3,361.84	2.33%	\$ 9,263.43	\$ 9,340.12	0.83%	\$ 1,678.82
MGS-S Customer 1929	3.86%	\$ 4,690.92	\$ 4,765.01	1.58%	\$ 16,000.85	\$ 16,074.94	0.46%	\$ 1,994.00
MGS-S Customer 1930	5.31%	\$ 872.94	\$ 910.58	4.31%	\$ 1,008.46	\$ 1,046.10	3.73%	\$ 746.31
MGS-S Customer 1931	3.89%	\$ 7,617.24	\$ 7,729.13	1.47%	\$ 21,984.52	\$ 22,096.41	0.51%	\$ 2,991.28
MGS-S Customer 1932	3.50%	\$ 13,907.82	\$ 14,077.79	1.22%	\$ 49,638.75	\$ 49,808.72	0.34%	\$ 5,025.76
MGS-S Customer 1933	3.70%	\$ 5,664.53	\$ 5,747.34	1.46%	\$ 18,574.84	\$ 18,657.65	0.45%	\$ 2,320.84
MGS-S Customer 1934	5.41%	\$ 1,831.46	\$ 1,893.79	3.40%	\$ 2,946.67	\$ 3,009.00	2.12%	\$ 1,215.13
MGS-S Customer 1935	5.50%	\$ 1,541.98	\$ 1,588.09	2.99%	\$ 15,170.78	\$ 15,216.89	0.30%	\$ 884.16
MGS-S Customer 1936	5.16%	\$ 802.43	\$ 834.90	4.05%	\$ 9,272.68	\$ 9,305.15	0.35%	\$ 662.11
MGS-S Customer 1937	5.26%	\$ 798.92	\$ 834.86	4.50%	\$ 1,186.16	\$ 1,222.10	3.03%	\$ 718.60
MGS-S Customer 1938	5.42%	\$ 1,397.93	\$ 1,452.17	3.88%	\$ 2,737.10	\$ 2,791.34	1.98%	\$ 1,054.88
MGS-S Customer 1939	3.54%	\$ 6,669.52	\$ 6,765.29	1.44%	\$ 20,312.60	\$ 20,408.37	0.47%	\$ 2,801.63
MGS-S Customer 1940	5.02%	\$ 2,043.98	\$ 2,104.59	2.97%	\$ 5,430.76	\$ 5,491.37	1.12%	\$ 1,267.94
MGS-S Customer 1941	3.61%	\$ 6,863.84	\$ 6,959.18	1.39%	\$ 20,151.56	\$ 20,246.90	0.47%	\$ 2,735.07
MGS-S Customer 1942	3.67%	\$ 9,631.94	\$ 9,760.75	1.34%	\$ 31,325.81	\$ 31,454.62	0.41%	\$ 3,639.08
MGS-S Customer 1943	5.69%	\$ 2,380.40	\$ 2,455.05	3.14%	\$ 5,378.68	\$ 5,453.33	1.39%	\$ 1,386.96
MGS-S Customer 1944	4.69%	\$ 1,531.32	\$ 1,580.12	3.19%	\$ 4,480.69	\$ 4,529.49	1.09%	\$ 1,088.38
MGS-S Customer 1945	2.54%	\$ 4,443.17	\$ 4,494.58	1.16%	\$ 10,220.34	\$ 10,271.75	0.50%	\$ 2,074.47
MGS-S Customer 1946	4.09%	\$ 8,366.41	\$ 8,498.17	1.57%	\$ 27,828.83	\$ 27,960.59	0.47%	\$ 3,350.56
MGS-S Customer 1947	3.65%	\$ 8,693.91	\$ 8,816.03	1.40%	\$ 26,605.88	\$ 26,728.00	0.46%	\$ 3,472.43
MGS-S Customer 1948	3.70%	\$ 20,144.40	\$ 20,401.80	1.28%	\$ 72,781.67	\$ 73,039.07	0.35%	\$ 7,211.58
MGS-S Customer 1949	4.77%	\$ 5,088.02	\$ 5,186.98	1.94%	\$ 11,084.58	\$ 11,183.54	0.89%	\$ 2,174.06
MGS-S Customer 1950	5.16%	\$ 849.21	\$ 881.68	3.82%	\$ 11,612.50	\$ 11,644.97	0.28%	\$ 662.11
MGS-S Customer 1951	4.07%	\$ 9,481.99	\$ 9,626.82	1.53%	\$ 34,140.89	\$ 34,285.72	0.42%	\$ 3,702.06
MGS-S Customer 1952	5.35%	\$ 1,209.36	\$ 1,259.92	4.18%	\$ 1,666.41	\$ 1,716.97	3.03%	\$ 995.16
MGS-S Customer 1953	4.24%	\$ 3,254.50	\$ 3,316.63	1.91%	\$ 10,154.54	\$ 10,216.67	0.61%	\$ 1,526.42
MGS-S Customer 1954	3.35%	\$ 26,147.33	\$ 26,445.56	1.14%	\$ 91,652.40	\$ 91,950.63	0.33%	\$ 9,202.75
MGS-S Customer 1955	1.97%	\$ 1,300.72	\$ 1,317.85	1.32%	\$ 1,931.46	\$ 1,948.59	0.89%	\$ 885.97
MGS-S Customer 1956	4.08%	\$ 4,789.94	\$ 4,876.26	1.80%	\$ 10,480.96	\$ 10,567.28	0.82%	\$ 2,202.56
MGS-S Customer 1957	4.08%	\$ 2,850.57	\$ 2,910.82	2.11%	\$ 7,042.79	\$ 7,103.04	0.86%	\$ 1,537.69

Internal Use

Customer	Distribution % Difference	Delivery 8/24 Prices	Delivery 1/25 Prices	Delivery % Difference	Bundled 8/24 Prices	Bundled 1/25 Prices	Bundled % Difference	Distribution 1/25 Prices
MGS-S Customer 1958	3.60%	\$ 7,787.55	\$ 7,893.12	1.36%	\$ 23,919.29	\$ 24,024.86	0.44%	\$ 3,036.25
MGS-S Customer 1959	4.06%	\$ 4,885.24	\$ 4,972.28	1.78%	\$ 11,449.69	\$ 11,536.73	0.76%	\$ 2,229.48
MGS-S Customer 1960	5.16%	\$ 629.64	\$ 662.11	5.16%	\$ 629.64	\$ 662.11	5.16%	\$ 662.11
MGS-S Customer 1961	3.68%	\$ 3,869.82	\$ 3,936.73	1.73%	\$ 8,996.26	\$ 9,063.17	0.74%	\$ 1,884.53
MGS-S Customer 1962	4.19%	\$ 7,015.49	\$ 7,133.54	1.68%	\$ 18,514.99	\$ 18,633.04	0.64%	\$ 2,937.15
MGS-S Customer 1963	1.82%	\$ 7,875.25	\$ 7,927.93	0.67%	\$ 38,543.39	\$ 38,596.07	0.14%	\$ 2,952.40
MGS-S Customer 1964	3.66%	\$ 19,155.55	\$ 19,401.20	1.28%	\$ 58,626.79	\$ 58,872.44	0.42%	\$ 6,960.28
MGS-S Customer 1965	2.77%	\$ 8,968.89	\$ 9,061.45	1.03%	\$ 26,903.72	\$ 26,996.28	0.34%	\$ 3,428.57
MGS-S Customer 1966	3.86%	\$ 3,689.17	\$ 3,757.34	1.85%	\$ 7,074.35	\$ 7,142.52	0.96%	\$ 1,834.69
MGS-S Customer 1967	4.85%	\$ 8,304.36	\$ 8,458.77	1.86%	\$ 27,386.39	\$ 27,540.80	0.56%	\$ 3,336.85
MGS-S Customer 1968	3.40%	\$ 21,862.18	\$ 22,118.32	1.17%	\$ 75,412.76	\$ 75,668.90	0.34%	\$ 7,798.00
MGS-S Customer 1969	3.98%	\$ 5,378.53	\$ 5,463.11	1.57%	\$ 20,143.11	\$ 20,227.69	0.42%	\$ 2,209.42
MGS-S Customer 1970	3.66%	\$ 6,354.11	\$ 6,454.38	1.58%	\$ 21,491.76	\$ 21,592.03	0.47%	\$ 2,842.98
MGS-S Customer 1971	4.02%	\$ 4,396.72	\$ 4,469.69	1.66%	\$ 16,250.09	\$ 16,323.06	0.45%	\$ 1,888.34
MGS-S Customer 1972	5.16%	\$ 816.33	\$ 848.80	3.98%	\$ 9,967.71	\$ 10,000.18	0.33%	\$ 662.11
MGS-S Customer 1973	5.16%	\$ 839.66	\$ 872.13	3.87%	\$ 11,134.59	\$ 11,167.06	0.29%	\$ 662.11
MGS-S Customer 1974	2.46%	\$ 9,217.19	\$ 9,304.74	0.95%	\$ 26,775.06	\$ 26,862.61	0.33%	\$ 3,647.93
MGS-S Customer 1975	5.37%	\$ 970.96	\$ 1,010.71	4.09%	\$ 1,098.94	\$ 1,138.69	3.62%	\$ 780.68
MGS-S Customer 1976	2.91%	\$ 9,141.07	\$ 9,242.92	1.11%	\$ 30,810.60	\$ 30,912.45	0.33%	\$ 3,595.86
MGS-S Customer 1977	5.99%	\$ 4,082.70	\$ 4,176.70	2.30%	\$ 33,131.95	\$ 33,225.95	0.28%	\$ 1,663.45
MGS-S Customer 1978	3.03%	\$ 3,662.35	\$ 3,715.83	1.46%	\$ 7,437.62	\$ 7,491.10	0.72%	\$ 1,819.42
MGS-S Customer 1979	5.16%	\$ 846.60	\$ 879.07	3.84%	\$ 11,481.69	\$ 11,514.16	0.28%	\$ 662.11
MGS-S Customer 1980	3.87%	\$ 9,174.55	\$ 9,304.00	1.41%	\$ 31,388.66	\$ 31,518.11	0.41%	\$ 3,477.63
MGS-S Customer 1981	3.65%	\$ 3,570.74	\$ 3,629.03	1.63%	\$ 7,325.56	\$ 7,383.85	0.80%	\$ 1,656.92
MGS-S Customer 1982	3.67%	\$ 11,420.01	\$ 11,569.09	1.31%	\$ 39,937.36	\$ 40,086.44	0.37%	\$ 4,212.92
MGS-S Customer 1983	4.95%	\$ 3,533.06	\$ 3,609.34	2.16%	\$ 11,416.80	\$ 11,493.08	0.67%	\$ 1,618.82
MGS-S Customer 1984	4.07%	\$ 5,817.43	\$ 5,910.02	1.59%	\$ 20,106.33	\$ 20,198.92	0.46%	\$ 2,366.09
MGS-S Customer 1985	4.05%	\$ 6,446.43	\$ 6,546.40	1.55%	\$ 23,402.93	\$ 23,502.90	0.43%	\$ 2,566.13
MGS-S Customer 1986	5.61%	\$ 2,041.47	\$ 2,109.25	3.32%	\$ 4,066.22	\$ 4,134.00	1.67%	\$ 1,275.26
MGS-S Customer 1987	3.51%	\$ 11,017.59	\$ 11,159.58	1.29%	\$ 41,919.06	\$ 42,061.05	0.34%	\$ 4,187.68
MGS-S Customer 1988	4.48%	\$ 3,046.81	\$ 3,115.79	2.26%	\$ 7,056.78	\$ 7,125.76	0.98%	\$ 1,608.67
MGS-S Customer 1989	5.86%	\$ 3,488.26	\$ 3,584.89	2.77%	\$ 10,682.30	\$ 10,778.93	0.90%	\$ 1,744.81
MGS-S Customer 1990	3.29%	\$ 3,174.65	\$ 3,222.79	1.52%	\$ 8,075.53	\$ 8,123.67	0.60%	\$ 1,509.83
MGS-S Customer 1991	3.62%	\$ 12,362.66	\$ 12,520.49	1.28%	\$ 44,003.07	\$ 44,160.90	0.36%	\$ 4,518.35
MGS-S Customer 1992	5.50%	\$ 1,616.04	\$ 1,662.17	2.85%	\$ 18,837.86	\$ 18,883.99	0.24%	\$ 884.43
MGS-S Customer 1993	5.17%	\$ 819.60	\$ 861.98	5.17%	\$ 819.60	\$ 861.98	5.17%	\$ 861.98
MGS-S Customer 1994	5.42%	\$ 1,159.55	\$ 1,202.56	3.71%	\$ 2,632.29	\$ 2,675.30	1.63%	\$ 837.05
MGS-S Customer 1995	1.47%	\$ 3,729.85	\$ 3,754.32	0.66%	\$ 9,049.97	\$ 9,074.44	0.27%	\$ 1,693.33
MGS-S Customer 1996	3.24%	\$ 1,383.55	\$ 1,416.42	2.38%	\$ 2,215.39	\$ 2,248.26	1.48%	\$ 1,048.74
MGS-S Customer 1997	3.56%	\$ 4,218.51	\$ 4,287.33	1.63%	\$ 9,528.57	\$ 9,597.39	0.72%	\$ 2,004.05

Customer	Distribution % Difference	Delivery 8/24 Prices	Delivery 1/25 Prices	Delivery % Difference	Bundled 8/24 Prices	Bundled 1/25 Prices	Bundled % Difference	Distribution 1/25 Prices
MGS-S Customer 1998	4.36%	\$ 3,525.95	\$ 3,593.91	1.93%	\$ 9,473.72	\$ 9,541.68	0.72%	\$ 1,628.16
MGS-S Customer 1999	3.58%	\$ 10,352.48	\$ 10,490.46	1.33%	\$ 36,703.97	\$ 36,841.95	0.38%	\$ 3,989.19
MGS-S Customer 2000	5.71%	\$ 2,481.67	\$ 2,558.46	3.09%	\$ 5,571.36	\$ 5,648.15	1.38%	\$ 1,421.75
MGS-S Customer 2001	4.48%	\$ 2,392.82	\$ 2,446.35	2.24%	\$ 6,361.43	\$ 6,414.96	0.84%	\$ 1,247.64
MGS-S Customer 2002	3.53%	\$ 4,448.80	\$ 4,519.60	1.59%	\$ 11,199.50	\$ 11,270.30	0.63%	\$ 2,073.86
MGS-S Customer 2003	3.74%	\$ 7,976.49	\$ 8,092.72	1.46%	\$ 26,183.49	\$ 26,299.72	0.44%	\$ 3,221.32
MGS-S Customer 2004	3.21%	\$ 4,559.33	\$ 4,625.14	1.44%	\$ 10,391.35	\$ 10,457.16	0.63%	\$ 2,117.39
MGS-S Customer 2005	4.50%	\$ 1,157.66	\$ 1,199.78	3.64%	\$ 1,356.82	\$ 1,398.94	3.10%	\$ 977.25
MGS-S Customer 2006	3.75%	\$ 9,875.54	\$ 10,011.96	1.38%	\$ 42,801.76	\$ 42,938.18	0.32%	\$ 3,777.85
MGS-S Customer 2007	3.52%	\$ 6,005.42	\$ 6,093.49	1.47%	\$ 15,786.39	\$ 15,874.46	0.56%	\$ 2,593.84
MGS-S Customer 2008	2.85%	\$ 3,629.41	\$ 3,679.12	1.37%	\$ 9,063.68	\$ 9,113.39	0.55%	\$ 1,795.53
MGS-S Customer 2009	3.78%	\$ 24,744.71	\$ 25,057.36	1.26%	\$ 109,569.49	\$ 109,882.14	0.29%	\$ 8,585.56
MGS-S Customer 2010	3.50%	\$ 14,467.46	\$ 14,651.50	1.27%	\$ 38,755.34	\$ 38,939.38	0.47%	\$ 5,434.80
MGS-S Customer 2011	5.59%	\$ 1,915.00	\$ 1,980.43	3.42%	\$ 3,094.20	\$ 3,159.63	2.11%	\$ 1,237.03
MGS-S Customer 2012	4.60%	\$ 1,381.83	\$ 1,422.02	2.91%	\$ 2,766.71	\$ 2,806.90	1.45%	\$ 913.79
MGS-S Customer 2013	4.56%	\$ 6,517.77	\$ 6,636.30	1.82%	\$ 24,525.72	\$ 24,644.25	0.48%	\$ 2,719.56
MGS-S Customer 2014	3.78%	\$ 13,344.99	\$ 13,527.09	1.36%	\$ 44,068.20	\$ 44,250.30	0.41%	\$ 5,001.47
MGS-S Customer 2015	5.17%	\$ 995.19	\$ 1,037.57	4.26%	\$ 9,602.44	\$ 9,644.82	0.44%	\$ 861.98
MGS-S Customer 2016	3.94%	\$ 3,564.87	\$ 3,632.69	1.90%	\$ 7,468.57	\$ 7,536.39	0.91%	\$ 1,788.05
MGS-S Customer 2017	4.32%	\$ 9,116.09	\$ 9,259.60	1.57%	\$ 30,972.44	\$ 31,115.95	0.46%	\$ 3,463.08
MGS-S Customer 2018	4.68%	\$ 1,192.91	\$ 1,237.12	3.71%	\$ 1,521.99	\$ 1,566.20	2.90%	\$ 988.97
MGS-S Customer 2019	3.66%	\$ 10,134.29	\$ 10,274.02	1.38%	\$ 30,511.50	\$ 30,651.23	0.46%	\$ 3,956.32
MGS-S Customer 2020	2.97%	\$ 11,950.43	\$ 12,077.17	1.06%	\$ 40,289.53	\$ 40,416.27	0.31%	\$ 4,392.36
MGS-S Customer 2021	3.77%	\$ 8,466.98	\$ 8,591.11	1.47%	\$ 23,369.25	\$ 23,493.38	0.53%	\$ 3,415.72
MGS-S Customer 2022	4.69%	\$ 1,697.55	\$ 1,749.33	3.05%	\$ 3,498.57	\$ 3,550.35	1.48%	\$ 1,154.53
MGS-S Customer 2023	0.41%	\$ 3,211.38	\$ 3,218.30	0.22%	\$ 3,915.24	\$ 3,922.16	0.18%	\$ 1,675.01
MGS-S Customer 2024	2.46%	\$ 8,898.23	\$ 8,983.21	0.96%	\$ 25,315.63	\$ 25,400.61	0.34%	\$ 3,545.26
MGS-S Customer 2025	2.91%	\$ 3,717.54	\$ 3,765.31	1.28%	\$ 9,567.38	\$ 9,615.15	0.50%	\$ 1,690.52
MGS-S Customer 2026	3.72%	\$ 8,528.05	\$ 8,652.42	1.46%	\$ 18,903.19	\$ 19,027.56	0.66%	\$ 3,468.74
MGS-S Customer 2027	3.98%	\$ 3,867.80	\$ 3,939.65	1.86%	\$ 9,868.93	\$ 9,940.78	0.73%	\$ 1,878.76
MGS-S Customer 2028	4.61%	\$ 792.23	\$ 823.79	3.98%	\$ 1,121.31	\$ 1,152.87	2.81%	\$ 715.73
MGS-S Customer 2029	0.75%	\$ 6,003.66	\$ 6,021.96	0.30%	\$ 13,133.71	\$ 13,152.01	0.14%	\$ 2,464.33
MGS-S Customer 2030	1.97%	\$ 4,332.43	\$ 4,369.41	0.85%	\$ 8,701.87	\$ 8,738.85	0.42%	\$ 1,910.86
MGS-S Customer 2031	2.81%	\$ 3,872.11	\$ 3,922.00	1.29%	\$ 16,586.69	\$ 16,636.58	0.30%	\$ 1,828.09
MGS-S Customer 2032	4.45%	\$ 3,450.68	\$ 3,524.56	2.14%	\$ 9,621.26	\$ 9,695.14	0.77%	\$ 1,733.99
MGS-S Customer 2033	3.58%	\$ 4,781.36	\$ 4,856.35	1.57%	\$ 14,073.28	\$ 14,148.27	0.53%	\$ 2,171.72
MGS-S Customer 2034	4.23%	\$ 4,468.10	\$ 4,551.48	1.87%	\$ 15,395.93	\$ 15,479.31	0.54%	\$ 2,053.90
MGS-S Customer 2035	5.16%	\$ 882.19	\$ 914.65	3.68%	\$ 13,261.74	\$ 13,294.20	0.24%	\$ 662.11
MGS-S Customer 2036	6.45%	\$ 35,837.19	\$ 36,589.08	2.10%	\$ 135,669.36	\$ 136,421.25	0.55%	\$ 12,407.48
MGS-S Customer 2037	3.40%	\$ 15,012.31	\$ 15,189.78	1.18%	\$ 52,102.30	\$ 52,279.77	0.34%	\$ 5,399.21

Internal Use

Customer	Distribution % Difference	Delivery 8/24 Prices	Delivery 1/25 Prices	Delivery % Difference	Bundled 8/24 Prices	Bundled 1/25 Prices	Bundled % Difference	Distribution 1/25 Prices
MGS-S Customer 2038	4.40%	\$ 6,034.44	\$ 6,143.99	1.82%	\$ 16,946.62	\$ 17,056.17	0.65%	\$ 2,600.66
MGS-S Customer 2039	3.68%	\$ 29,099.53	\$ 29,459.02	1.24%	\$ 109,751.40	\$ 110,110.89	0.33%	\$ 10,129.02
MGS-S Customer 2040	5.55%	\$ 1,825.89	\$ 1,888.51	3.43%	\$ 5,043.55	\$ 5,106.17	1.24%	\$ 1,191.27
MGS-S Customer 2041	5.96%	\$ 4,467.91	\$ 4,582.88	2.57%	\$ 17,905.32	\$ 18,020.29	0.64%	\$ 2,043.17
MGS-S Customer 2042	4.36%	\$ 43,142.12	\$ 43,761.30	1.44%	\$ 152,698.12	\$ 153,317.30	0.41%	\$ 14,831.83
MGS-S Customer 2043	4.09%	\$ 4,497.08	\$ 4,578.73	1.82%	\$ 13,182.15	\$ 13,263.80	0.62%	\$ 2,079.32
MGS-S Customer 2044	1.21%	\$ 32,127.18	\$ 32,259.40	0.41%	\$ 126,771.78	\$ 126,904.00	0.10%	\$ 11,025.41
MGS-S Customer 2045	2.49%	\$ 15,002.78	\$ 15,137.43	0.90%	\$ 47,918.14	\$ 48,052.79	0.28%	\$ 5,547.91
MGS-S Customer 2046	4.09%	\$ 1,310.75	\$ 1,351.15	3.08%	\$ 1,703.82	\$ 1,744.22	2.37%	\$ 1,028.36
MGS-S Customer 2047	5.17%	\$ 949.11	\$ 991.49	4.47%	\$ 7,297.37	\$ 7,339.75	0.58%	\$ 861.98
MGS-S Customer 2048	4.97%	\$ 882.04	\$ 917.36	4.00%	\$ 1,421.36	\$ 1,456.68	2.48%	\$ 746.09
MGS-S Customer 2049	5.35%	\$ 6,583.35	\$ 6,723.25	2.13%	\$ 23,220.14	\$ 23,360.04	0.60%	\$ 2,756.60
MGS-S Customer 2050	4.85%	\$ 3,600.84	\$ 3,684.16	2.31%	\$ 7,888.01	\$ 7,971.33	1.06%	\$ 1,801.21
MGS-S Customer 2051	5.01%	\$ 974.49	\$ 1,018.02	4.47%	\$ 1,407.78	\$ 1,451.31	3.09%	\$ 912.67
MGS-S Customer 2052	3.94%	\$ 4,578.54	\$ 4,653.11	1.63%	\$ 14,317.23	\$ 14,391.80	0.52%	\$ 1,966.37
MGS-S Customer 2053	3.84%	\$ 12,485.02	\$ 12,654.18	1.35%	\$ 43,095.11	\$ 43,264.27	0.39%	\$ 4,570.37
MGS-S Customer 2054	3.82%	\$ 7,317.65	\$ 7,429.02	1.52%	\$ 20,785.22	\$ 20,896.59	0.54%	\$ 3,026.14
MGS-S Customer 2055	4.57%	\$ 5,553.38	\$ 5,660.42	1.93%	\$ 14,639.63	\$ 14,746.67	0.73%	\$ 2,446.86
MGS-S Customer 2056	5.16%	\$ 629.88	\$ 662.34	5.15%	\$ 641.42	\$ 673.88	5.06%	\$ 662.11
MGS-S Customer 2057	5.16%	\$ 636.31	\$ 668.77	5.10%	\$ 963.10	\$ 995.56	3.37%	\$ 662.11
MGS-S Customer 2058	5.34%	\$ 929.62	\$ 968.23	4.15%	\$ 1,640.45	\$ 1,679.06	2.35%	\$ 762.04
MGS-S Customer 2059	4.13%	\$ 33,236.17	\$ 33,687.17	1.36%	\$ 141,352.45	\$ 141,803.45	0.32%	\$ 11,384.22
MGS-S Customer 2060	3.92%	\$ 9,733.02	\$ 9,875.35	1.46%	\$ 36,973.48	\$ 37,115.81	0.38%	\$ 3,770.00
MGS-S Customer 2061	4.68%	\$ 12,743.83	\$ 12,960.00	1.70%	\$ 39,179.87	\$ 39,396.04	0.55%	\$ 4,831.66
MGS-S Customer 2062	5.30%	\$ 847.41	\$ 884.55	4.38%	\$ 874.83	\$ 911.97	4.25%	\$ 738.15
MGS-S Customer 2063	2.83%	\$ 10,028.21	\$ 10,135.30	1.07%	\$ 33,314.12	\$ 33,421.21	0.32%	\$ 3,891.95
MGS-S Customer 2064	3.44%	\$ 8,238.35	\$ 8,348.48	1.34%	\$ 25,777.82	\$ 25,887.95	0.43%	\$ 3,315.09
MGS-S Customer 2065	3.81%	\$ 5,926.00	\$ 6,015.20	1.51%	\$ 16,401.46	\$ 16,490.66	0.54%	\$ 2,429.69
MGS-S Customer 2066	3.46%	\$ 8,081.55	\$ 8,190.82	1.35%	\$ 24,694.34	\$ 24,803.61	0.44%	\$ 3,267.28
MGS-S Customer 2067	3.28%	\$ 3,958.73	\$ 4,015.02	1.42%	\$ 10,089.55	\$ 10,145.84	0.56%	\$ 1,773.71
MGS-S Customer 2068	3.43%	\$ 3,576.96	\$ 3,636.18	1.66%	\$ 7,803.92	\$ 7,863.14	0.76%	\$ 1,788.03
MGS-S Customer 2069	3.57%	\$ 7,710.33	\$ 7,818.37	1.40%	\$ 24,493.38	\$ 24,601.42	0.44%	\$ 3,137.63
MGS-S Customer 2070	3.70%	\$ 7,896.97	\$ 8,006.53	1.39%	\$ 24,627.57	\$ 24,737.13	0.44%	\$ 3,070.70
MGS-S Customer 2071	3.47%	\$ 11,014.41	\$ 11,155.56	1.28%	\$ 38,286.86	\$ 38,428.01	0.37%	\$ 4,211.96
MGS-S Customer 2072	3.60%	\$ 12,094.28	\$ 12,252.51	1.31%	\$ 43,539.64	\$ 43,697.87	0.36%	\$ 4,559.22
MGS-S Customer 2073	3.72%	\$ 11,135.60	\$ 11,288.27	1.37%	\$ 38,449.19	\$ 38,601.86	0.40%	\$ 4,256.07
MGS-S Customer 2074	3.59%	\$ 2,235.13	\$ 2,281.51	2.08%	\$ 3,999.93	\$ 4,046.31	1.16%	\$ 1,339.21
MGS-S Customer 2075	5.41%	\$ 2,692.70	\$ 2,769.46	2.85%	\$ 5,544.72	\$ 5,621.48	1.38%	\$ 1,496.29
MGS-S Customer 2076	3.02%	\$ 2,504.34	\$ 2,542.47	1.52%	\$ 4,040.04	\$ 4,078.17	0.94%	\$ 1,299.86
MGS-S Customer 2077	5.61%	\$ 1,566.32	\$ 1,618.70	3.34%	\$ 2,123.93	\$ 2,176.31	2.47%	\$ 986.03

Internal Use

Customer	Distribution % Difference	Delivery 8/24 Prices	Delivery 1/25 Prices	Delivery % Difference	Bundled 8/24 Prices	Bundled 1/25 Prices	Bundled % Difference	Distribution 1/25 Prices
MGS-S Customer 2078	5.16%	\$ 877.39	\$ 909.86	3.70%	\$ 13,021.90	\$ 13,054.37	0.25%	\$ 662.11
MGS-S Customer 2079	3.60%	\$ 4,450.85	\$ 4,518.32	1.52%	\$ 10,941.03	\$ 11,008.50	0.62%	\$ 1,943.58
MGS-S Customer 2080	5.17%	\$ 821.36	\$ 863.75	5.16%	\$ 907.74	\$ 950.13	4.67%	\$ 861.98
MGS-S Customer 2081	5.55%	\$ 1,418.20	\$ 1,466.88	3.43%	\$ 3,136.73	\$ 3,185.41	1.55%	\$ 925.88
MGS-S Customer 2082	3.47%	\$ 5,249.99	\$ 5,333.07	1.58%	\$ 19,500.95	\$ 19,584.03	0.43%	\$ 2,475.59
MGS-S Customer 2083	4.19%	\$ 4,089.52	\$ 4,163.41	1.81%	\$ 8,387.32	\$ 8,461.21	0.88%	\$ 1,835.69
MGS-S Customer 2084	3.91%	\$ 3,791.70	\$ 3,856.37	1.71%	\$ 9,811.34	\$ 9,876.01	0.66%	\$ 1,718.68
MGS-S Customer 2085	4.75%	\$ 1,335.37	\$ 1,375.92	3.04%	\$ 3,270.43	\$ 3,310.98	1.24%	\$ 893.95
MGS-S Customer 2086	2.88%	\$ 12,011.35	\$ 12,139.94	1.07%	\$ 33,346.66	\$ 33,475.25	0.39%	\$ 4,595.22
MGS-S Customer 2087	2.03%	\$ 20,867.57	\$ 21,013.28	0.70%	\$ 89,608.59	\$ 89,754.30	0.16%	\$ 7,323.05
MGS-S Customer 2088	5.83%	\$ 2,674.11	\$ 2,744.94	2.65%	\$ 15,462.50	\$ 15,533.33	0.46%	\$ 1,286.48
MGS-S Customer 2089	5.17%	\$ 1,013.45	\$ 1,055.83	4.18%	\$ 10,515.62	\$ 10,558.00	0.40%	\$ 861.98
MGS-S Customer 2090	2.63%	\$ 13,154.51	\$ 13,281.61	0.97%	\$ 38,617.03	\$ 38,744.13	0.33%	\$ 4,960.54
MGS-S Customer 2091	4.78%	\$ 1,367.97	\$ 1,409.39	3.03%	\$ 3,008.80	\$ 3,050.22	1.38%	\$ 907.47
MGS-S Customer 2092	3.84%	\$ 3,851.93	\$ 3,921.15	1.80%	\$ 10,063.30	\$ 10,132.52	0.69%	\$ 1,871.22
MGS-S Customer 2093	5.17%	\$ 1,187.19	\$ 1,229.58	3.57%	\$ 19,206.34	\$ 19,248.73	0.22%	\$ 861.98
MGS-S Customer 2094	5.66%	\$ 2,404.87	\$ 2,476.36	2.97%	\$ 13,790.90	\$ 13,862.39	0.52%	\$ 1,335.62
MGS-S Customer 2095	3.95%	\$ 26,769.18	\$ 27,129.91	1.35%	\$ 83,334.27	\$ 83,695.00	0.43%	\$ 9,494.32
MGS-S Customer 2096	5.83%	\$ 3,090.50	\$ 3,181.69	2.95%	\$ 3,209.33	\$ 3,300.52	2.84%	\$ 1,656.10
MGS-S Customer 2097	3.19%	\$ 26,269.09	\$ 26,532.99	1.00%	\$ 190,443.13	\$ 190,707.03	0.14%	\$ 8,542.15
MGS-S Customer 2098	5.43%	\$ 1,102.67	\$ 1,145.30	3.87%	\$ 1,130.09	\$ 1,172.72	3.77%	\$ 827.50
MGS-S Customer 2099	5.16%	\$ 629.64	\$ 662.11	5.16%	\$ 629.64	\$ 662.11	5.16%	\$ 662.11
MGS-S Customer 2100	4.40%	\$ 4,438.07	\$ 4,525.98	1.98%	\$ 9,191.44	\$ 9,279.35	0.96%	\$ 2,088.03
MGS-S Customer 2101	4.08%	\$ 5,845.42	\$ 5,944.89	1.70%	\$ 15,958.90	\$ 16,058.37	0.62%	\$ 2,538.78
MGS-S Customer 2102	3.60%	\$ 12,619.69	\$ 12,785.77	1.32%	\$ 37,949.66	\$ 38,115.74	0.44%	\$ 4,785.46
MGS-S Customer 2103	3.63%	\$ 10,169.71	\$ 10,307.82	1.36%	\$ 33,461.22	\$ 33,599.33	0.41%	\$ 3,947.66
MGS-S Customer 2104	3.35%	\$ 10,424.99	\$ 10,555.61	1.25%	\$ 34,781.43	\$ 34,912.05	0.38%	\$ 4,026.64
MGS-S Customer 2105	5.16%	\$ 872.92	\$ 905.39	3.72%	\$ 12,798.28	\$ 12,830.75	0.25%	\$ 662.11
MGS-S Customer 2106	5.34%	\$ 1,179.15	\$ 1,228.84	4.21%	\$ 2,170.96	\$ 2,220.65	2.29%	\$ 980.77
MGS-S Customer 2107	5.40%	\$ 1,274.94	\$ 1,316.21	3.24%	\$ 12,852.36	\$ 12,893.63	0.32%	\$ 805.33
MGS-S Customer 2108	3.52%	\$ 10,817.50	\$ 10,954.88	1.27%	\$ 34,166.71	\$ 34,304.09	0.40%	\$ 4,038.68
MGS-S Customer 2109	1.69%	\$ 4,722.51	\$ 4,754.62	0.68%	\$ 25,215.01	\$ 25,247.12	0.13%	\$ 1,930.90
MGS-S Customer 2110	5.83%	\$ 2,828.86	\$ 2,900.49	2.53%	\$ 21,398.31	\$ 21,469.94	0.33%	\$ 1,299.37
MGS-S Customer 2111	3.99%	\$ 6,574.92	\$ 6,675.90	1.54%	\$ 20,334.09	\$ 20,435.07	0.50%	\$ 2,633.24
MGS-S Customer 2112	5.59%	\$ 2,165.82	\$ 2,231.91	3.05%	\$ 14,143.39	\$ 14,209.48	0.47%	\$ 1,247.71
MGS-S Customer 2113	5.25%	\$ 1,948.75	\$ 2,011.16	3.20%	\$ 2,693.75	\$ 2,756.16	2.32%	\$ 1,251.07
MGS-S Customer 2114	5.59%	\$ 1,534.14	\$ 1,585.41	3.34%	\$ 3,025.51	\$ 3,076.78	1.69%	\$ 968.09
MGS-S Customer 2115	-1.93%	\$ 2,491.47	\$ 2,466.41	-1.01%	\$ 5,082.97	\$ 5,057.91	-0.49%	\$ 1,273.95
MGS-S Customer 2116	5.53%	\$ 1,523.04	\$ 1,570.65	3.13%	\$ 10,802.05	\$ 10,849.66	0.44%	\$ 908.59
MGS-S Customer 2117	3.89%	\$ 17,203.73	\$ 17,438.45	1.36%	\$ 58,377.96	\$ 58,612.68	0.40%	\$ 6,271.91

Customer	Distribution % Difference	Delivery 8/24 Prices	Delivery 1/25 Prices	Delivery % Difference	Bundled 8/24 Prices	Bundled 1/25 Prices	Bundled % Difference	Distribution 1/25 Prices
MGS-S Customer 2118	4.15%	\$ 5,782.96	\$ 5,885.19	1.77%	\$ 9,478.36	\$ 9,580.59	1.08%	\$ 2,563.03
MGS-S Customer 2119	4.07%	\$ 15,383.32	\$ 15,607.42	1.46%	\$ 43,158.53	\$ 43,382.63	0.52%	\$ 5,735.37
MGS-S Customer 2120	6.13%	\$ 7,503.99	\$ 7,669.98	2.21%	\$ 53,515.11	\$ 53,681.10	0.31%	\$ 2,873.37
MGS-S Customer 2121	3.66%	\$ 4,003.63	\$ 4,071.05	1.68%	\$ 11,901.53	\$ 11,968.95	0.57%	\$ 1,911.32
MGS-S Customer 2122	3.89%	\$ 4,553.09	\$ 4,626.13	1.60%	\$ 15,392.26	\$ 15,465.30	0.47%	\$ 1,949.49
MGS-S Customer 2123	4.13%	\$ 2,520.54	\$ 2,577.17	2.25%	\$ 6,094.71	\$ 6,151.34	0.93%	\$ 1,427.29
MGS-S Customer 2124	5.16%	\$ 947.63	\$ 980.10	3.43%	\$ 16,535.14	\$ 16,567.61	0.20%	\$ 662.11
MGS-S Customer 2125	5.44%	\$ 2,516.91	\$ 2,592.34	3.00%	\$ 3,878.93	\$ 3,954.36	1.94%	\$ 1,461.22
MGS-S Customer 2126	4.56%	\$ 1,721.20	\$ 1,772.00	2.95%	\$ 3,151.90	\$ 3,202.70	1.61%	\$ 1,165.09
MGS-S Customer 2127	3.18%	\$ 14,904.22	\$ 15,073.44	1.14%	\$ 51,194.36	\$ 51,363.58	0.33%	\$ 5,497.78
MGS-S Customer 2128	3.65%	\$ 3,479.08	\$ 3,540.77	1.77%	\$ 8,095.33	\$ 8,157.02	0.76%	\$ 1,752.04
MGS-S Customer 2129	3.91%	\$ 3,606.51	\$ 3,668.54	1.72%	\$ 10,211.75	\$ 10,273.78	0.61%	\$ 1,650.02
MGS-S Customer 2130	3.91%	\$ 16,529.28	\$ 16,751.27	1.34%	\$ 57,997.85	\$ 58,219.84	0.38%	\$ 5,902.05
MGS-S Customer 2131	3.88%	\$ 18,649.17	\$ 18,894.86	1.32%	\$ 67,928.80	\$ 68,174.49	0.36%	\$ 6,584.26
MGS-S Customer 2132	3.94%	\$ 3,754.92	\$ 3,819.11	1.71%	\$ 11,807.65	\$ 11,871.84	0.54%	\$ 1,691.55
MGS-S Customer 2133	3.03%	\$ 13,878.44	\$ 14,035.00	1.13%	\$ 30,049.03	\$ 30,205.59	0.52%	\$ 5,328.33
MGS-S Customer 2134	4.01%	\$ 5,718.40	\$ 5,815.98	1.71%	\$ 10,937.28	\$ 11,034.86	0.89%	\$ 2,528.98
MGS-S Customer 2135	5.35%	\$ 1,199.12	\$ 1,249.45	4.20%	\$ 1,695.94	\$ 1,746.27	2.97%	\$ 991.29
MGS-S Customer 2136	3.82%	\$ 6,478.03	\$ 6,573.68	1.48%	\$ 20,429.05	\$ 20,524.70	0.47%	\$ 2,597.25
MGS-S Customer 2137	5.55%	\$ 1,583.62	\$ 1,632.32	3.08%	\$ 11,365.73	\$ 11,414.43	0.43%	\$ 926.20
MGS-S Customer 2138	4.24%	\$ 6,108.60	\$ 6,216.97	1.77%	\$ 11,996.26	\$ 12,104.63	0.90%	\$ 2,661.39
MGS-S Customer 2139	3.79%	\$ 5,183.83	\$ 5,268.71	1.64%	\$ 12,655.30	\$ 12,740.18	0.67%	\$ 2,325.71
MGS-S Customer 2140	6.11%	\$ 6,351.01	\$ 6,507.07	2.46%	\$ 18,462.96	\$ 18,619.02	0.85%	\$ 2,711.84
MGS-S Customer 2141	5.90%	\$ 4,247.23	\$ 4,350.12	2.42%	\$ 34,411.24	\$ 34,514.13	0.30%	\$ 1,846.47
MGS-S Customer 2142	4.05%	\$ 8,693.24	\$ 8,830.95	1.58%	\$ 17,578.38	\$ 17,716.09	0.78%	\$ 3,539.24
MGS-S Customer 2143	4.40%	\$ 2,688.65	\$ 2,751.07	2.32%	\$ 6,943.83	\$ 7,006.25	0.90%	\$ 1,481.82
MGS-S Customer 2144	5.17%	\$ 881.48	\$ 923.87	4.81%	\$ 3,914.95	\$ 3,957.34	1.08%	\$ 861.98
MGS-S Customer 2145	3.49%	\$ 31,436.31	\$ 31,804.66	1.17%	\$ 114,899.06	\$ 115,267.41	0.32%	\$ 10,918.05
MGS-S Customer 2146	4.57%	\$ 11,446.53	\$ 11,639.81	1.69%	\$ 31,072.46	\$ 31,265.74	0.62%	\$ 4,426.60
MGS-S Customer 2147	3.62%	\$ 6,199.75	\$ 6,286.46	1.40%	\$ 22,384.06	\$ 22,470.77	0.39%	\$ 2,483.45
MGS-S Customer 2148	5.34%	\$ 1,048.61	\$ 1,087.48	3.71%	\$ 6,998.43	\$ 7,037.30	0.56%	\$ 766.29
MGS-S Customer 2149	5.16%	\$ 629.64	\$ 662.11	5.16%	\$ 629.64	\$ 662.11	5.16%	\$ 662.11
MGS-S Customer 2150	3.38%	\$ 7,952.94	\$ 8,057.98	1.32%	\$ 26,088.87	\$ 26,193.91	0.40%	\$ 3,211.21
MGS-S Customer 2151	4.47%	\$ 4,887.48	\$ 4,982.73	1.95%	\$ 12,024.16	\$ 12,119.41	0.79%	\$ 2,228.04
MGS-S Customer 2152	4.02%	\$ 10,327.47	\$ 10,482.98	1.51%	\$ 31,754.19	\$ 31,909.70	0.49%	\$ 4,019.13
MGS-S Customer 2153	3.26%	\$ 2,694.79	\$ 2,737.72	1.59%	\$ 4,954.24	\$ 4,997.17	0.87%	\$ 1,361.59
MGS-S Customer 2154	3.87%	\$ 4,656.29	\$ 4,736.34	1.72%	\$ 11,320.15	\$ 11,400.20	0.71%	\$ 2,148.17
MGS-S Customer 2155	3.99%	\$ 2,953.15	\$ 3,013.32	2.04%	\$ 7,889.34	\$ 7,949.51	0.76%	\$ 1,567.85
MGS-S Customer 2156	3.71%	\$ 9,125.65	\$ 9,253.57	1.40%	\$ 34,226.06	\$ 34,353.98	0.37%	\$ 3,572.16
MGS-S Customer 2157	5.70%	\$ 2,134.68	\$ 2,193.54	2.76%	\$ 15,769.31	\$ 15,828.17	0.37%	\$ 1,091.60

Internal Use

Customer	Distribution % Difference	Delivery 8/24 Prices	Delivery 1/25 Prices	Delivery % Difference	Bundled 8/24 Prices	Bundled 1/25 Prices	Bundled % Difference	Distribution 1/25 Prices
MGS-S Customer 2158	5.52%	\$ 1,530.41	\$ 1,577.44	3.07%	\$ 12,516.75	\$ 12,563.78	0.38%	\$ 898.98
MGS-S Customer 2159	3.83%	\$ 7,240.40	\$ 7,350.26	1.52%	\$ 24,105.72	\$ 24,215.58	0.46%	\$ 2,975.20
MGS-S Customer 2160	5.92%	\$ 4,714.96	\$ 4,837.02	2.59%	\$ 10,624.68	\$ 10,746.74	1.15%	\$ 2,183.07
MGS-S Customer 2161	4.78%	\$ 3,552.04	\$ 3,633.58	2.30%	\$ 7,409.92	\$ 7,491.46	1.10%	\$ 1,786.98
MGS-S Customer 2162	5.74%	\$ 2,744.45	\$ 2,827.19	3.01%	\$ 4,271.13	\$ 4,353.87	1.94%	\$ 1,524.82
MGS-S Customer 2163	4.61%	\$ 4,088.24	\$ 4,175.01	2.12%	\$ 8,384.21	\$ 8,470.98	1.03%	\$ 1,970.20
MGS-S Customer 2164	5.44%	\$ 1,450.98	\$ 1,506.67	3.84%	\$ 2,081.72	\$ 2,137.41	2.68%	\$ 1,078.50
MGS-S Customer 2165	4.25%	\$ 3,665.91	\$ 3,739.53	2.01%	\$ 10,114.95	\$ 10,188.57	0.73%	\$ 1,806.29
MGS-S Customer 2166	3.86%	\$ 8,497.34	\$ 8,623.67	1.49%	\$ 27,221.38	\$ 27,347.71	0.46%	\$ 3,399.77
MGS-S Customer 2167	4.48%	\$ 3,485.36	\$ 3,559.25	2.12%	\$ 12,790.99	\$ 12,864.88	0.58%	\$ 1,723.89
MGS-S Customer 2168	5.16%	\$ 833.97	\$ 866.44	3.89%	\$ 10,849.98	\$ 10,882.45	0.30%	\$ 662.11
MGS-S Customer 2169	3.29%	\$ 8,104.60	\$ 8,209.80	1.30%	\$ 20,358.24	\$ 20,463.44	0.52%	\$ 3,305.04
MGS-S Customer 2170	5.16%	\$ 798.17	\$ 830.64	4.07%	\$ 9,059.43	\$ 9,091.90	0.36%	\$ 662.11
MGS-S Customer 2171	5.71%	\$ 2,440.39	\$ 2,517.07	3.14%	\$ 3,731.91	\$ 3,808.59	2.05%	\$ 1,420.14
MGS-S Customer 2172	5.23%	\$ 3,642.62	\$ 3,732.68	2.47%	\$ 8,519.39	\$ 8,609.45	1.06%	\$ 1,812.97
MGS-S Customer 2173	5.57%	\$ 1,456.46	\$ 1,506.44	3.43%	\$ 2,095.42	\$ 2,145.40	2.39%	\$ 946.99
MGS-S Customer 2174	4.38%	\$ 3,383.97	\$ 3,455.95	2.13%	\$ 8,618.50	\$ 8,690.48	0.84%	\$ 1,717.13
MGS-S Customer 2175	3.57%	\$ 5,120.85	\$ 5,199.55	1.54%	\$ 15,314.54	\$ 15,393.24	0.51%	\$ 2,283.42
MGS-S Customer 2176	4.60%	\$ 3,135.02	\$ 3,207.19	2.30%	\$ 6,734.55	\$ 6,806.72	1.07%	\$ 1,642.73
MGS-S Customer 2177	5.16%	\$ 830.66	\$ 863.12	3.91%	\$ 10,684.30	\$ 10,716.76	0.30%	\$ 662.11
MGS-S Customer 2178	5.17%	\$ 819.60	\$ 861.98	5.17%	\$ 819.60	\$ 861.98	5.17%	\$ 861.98
MGS-S Customer 2179	3.48%	\$ 19,171.13	\$ 19,407.75	1.23%	\$ 49,055.42	\$ 49,292.04	0.48%	\$ 7,031.18
MGS-S Customer 2180	4.46%	\$ 5,632.98	\$ 5,739.63	1.89%	\$ 11,118.09	\$ 11,224.74	0.96%	\$ 2,499.62
MGS-S Customer 2181	2.17%	\$ 49,214.77	\$ 49,597.62	0.78%	\$ 133,257.98	\$ 133,640.83	0.29%	\$ 18,036.19
MGS-S Customer 2182	5.82%	\$ 3,499.43	\$ 3,589.25	2.57%	\$ 26,776.42	\$ 26,866.24	0.34%	\$ 1,633.87
MGS-S Customer 2183	3.89%	\$ 5,026.85	\$ 5,106.42	1.58%	\$ 14,707.04	\$ 14,786.61	0.54%	\$ 2,122.68
MGS-S Customer 2184	3.22%	\$ 5,934.96	\$ 6,009.84	1.26%	\$ 21,059.01	\$ 21,133.89	0.36%	\$ 2,396.86
MGS-S Customer 2185	2.32%	\$ 4,270.08	\$ 4,315.84	1.07%	\$ 8,937.29	\$ 8,983.05	0.51%	\$ 2,021.27
MGS-S Customer 2186	5.17%	\$ 984.84	\$ 1,027.23	4.30%	\$ 9,084.99	\$ 9,127.38	0.47%	\$ 861.98
MGS-S Customer 2187	2.03%	\$ 3,599.30	\$ 3,631.93	0.91%	\$ 10,112.90	\$ 10,145.53	0.32%	\$ 1,641.65
MGS-S Customer 2188	4.26%	\$ 2,271.97	\$ 2,326.70	2.41%	\$ 6,121.28	\$ 6,176.01	0.89%	\$ 1,339.10
MGS-S Customer 2189	5.28%	\$ 1,052.67	\$ 1,099.89	4.49%	\$ 1,469.16	\$ 1,516.38	3.21%	\$ 940.60
MGS-S Customer 2190	2.04%	\$ 5,137.76	\$ 5,183.82	0.90%	\$ 12,817.19	\$ 12,863.25	0.36%	\$ 2,299.72
MGS-S Customer 2191	3.76%	\$ 2,893.18	\$ 2,943.97	1.76%	\$ 9,628.79	\$ 9,679.58	0.53%	\$ 1,400.31
MGS-S Customer 2192	5.77%	\$ 9,962.88	\$ 10,178.45	2.16%	\$ 24,666.33	\$ 24,881.90	0.87%	\$ 3,953.94
MGS-S Customer 2193	2.93%	\$ 2,455.94	\$ 2,492.38	1.48%	\$ 4,497.37	\$ 4,533.81	0.81%	\$ 1,279.21
MGS-S Customer 2194	4.22%	\$ 1,787.96	\$ 1,830.32	2.37%	\$ 4,429.28	\$ 4,471.64	0.96%	\$ 1,045.65
MGS-S Customer 2195	3.84%	\$ 4,330.63	\$ 4,400.40	1.61%	\$ 13,066.20	\$ 13,135.97	0.53%	\$ 1,886.77
MGS-S Customer 2196	5.03%	\$ 1,564.71	\$ 1,617.72	3.39%	\$ 3,635.17	\$ 3,688.18	1.46%	\$ 1,107.04
MGS-S Customer 2197	3.51%	\$ 10,133.02	\$ 10,269.34	1.35%	\$ 21,403.99	\$ 21,540.31	0.64%	\$ 4,019.27

Internal Use

Customer	Distribution % Difference	Delivery 8/24 Prices	Delivery 1/25 Prices	Delivery % Difference	Bundled 8/24 Prices	Bundled 1/25 Prices	Bundled % Difference	Distribution 1/25 Prices
MGS-S Customer 2198	5.76%	\$ 2,867.44	\$ 2,949.66	2.87%	\$ 12,474.73	\$ 12,556.95	0.66%	\$ 1,510.25
MGS-S Customer 2199	4.48%	\$ 2,709.86	\$ 2,773.15	2.34%	\$ 8,980.65	\$ 9,043.94	0.70%	\$ 1,475.14
MGS-S Customer 2200	4.28%	\$ 2,013.29	\$ 2,059.33	2.29%	\$ 4,894.33	\$ 4,940.37	0.94%	\$ 1,122.59
MGS-S Customer 2201	3.98%	\$ 4,494.42	\$ 4,567.73	1.63%	\$ 17,185.11	\$ 17,258.42	0.43%	\$ 1,916.25
MGS-S Customer 2202	2.84%	\$ 15,379.85	\$ 15,533.16	1.00%	\$ 49,275.02	\$ 49,428.33	0.31%	\$ 5,543.26
MGS-S Customer 2203	4.89%	\$ 2,485.52	\$ 2,551.99	2.67%	\$ 4,931.56	\$ 4,998.03	1.35%	\$ 1,425.32
MGS-S Customer 2204	3.23%	\$ 5,666.90	\$ 5,740.28	1.29%	\$ 14,974.59	\$ 15,047.97	0.49%	\$ 2,344.94
MGS-S Customer 2205	5.17%	\$ 644.37	\$ 677.15	5.09%	\$ 644.37	\$ 677.15	5.09%	\$ 667.26
MGS-S Customer 2206	5.19%	\$ 679.49	\$ 713.01	4.93%	\$ 709.08	\$ 742.60	4.73%	\$ 679.35
MGS-S Customer 2207	2.95%	\$ 4,370.11	\$ 4,428.93	1.35%	\$ 9,866.19	\$ 9,925.01	0.60%	\$ 2,052.87
MGS-S Customer 2208	3.46%	\$ 7,940.03	\$ 8,048.81	1.37%	\$ 19,430.38	\$ 19,539.16	0.56%	\$ 3,254.39
MGS-S Customer 2209	4.70%	\$ 3,619.78	\$ 3,700.13	2.22%	\$ 10,551.81	\$ 10,632.16	0.76%	\$ 1,788.46
MGS-S Customer 2210	5.33%	\$ 2,325.64	\$ 2,395.02	2.98%	\$ 4,707.81	\$ 4,777.19	1.47%	\$ 1,371.22
MGS-S Customer 2211	5.54%	\$ 1,384.36	\$ 1,432.31	3.46%	\$ 3,098.32	\$ 3,146.27	1.55%	\$ 914.07
MGS-S Customer 2212	-0.63%	\$ 32,631.02	\$ 32,543.25	-0.27%	\$ 56,873.20	\$ 56,785.43	-0.15%	\$ 13,897.64
MGS-S Customer 2213	5.16%	\$ 641.68	\$ 674.38	5.10%	\$ 690.24	\$ 722.94	4.74%	\$ 665.97
MGS-S Customer 2214	4.57%	\$ 2,714.69	\$ 2,774.15	2.19%	\$ 6,480.36	\$ 6,539.82	0.92%	\$ 1,361.52
MGS-S Customer 2215	3.13%	\$ 4,756.03	\$ 4,824.83	1.45%	\$ 15,359.70	\$ 15,428.50	0.45%	\$ 2,265.06
MGS-S Customer 2216	4.99%	\$ 1,295.11	\$ 1,342.74	3.68%	\$ 4,805.29	\$ 4,852.92	0.99%	\$ 1,002.61
MGS-S Customer 2217	3.70%	\$ 6,244.95	\$ 6,334.26	1.43%	\$ 22,135.71	\$ 22,225.02	0.40%	\$ 2,501.70
MGS-S Customer 2218	5.39%	\$ 1,499.27	\$ 1,551.62	3.49%	\$ 12,106.94	\$ 12,159.29	0.43%	\$ 1,024.16
MGS-S Customer 2219	2.44%	\$ 8,147.91	\$ 8,226.94	0.97%	\$ 20,259.86	\$ 20,338.89	0.39%	\$ 3,315.19
MGS-S Customer 2220	5.39%	\$ 1,299.32	\$ 1,351.75	4.04%	\$ 1,925.48	\$ 1,977.91	2.72%	\$ 1,025.45
MGS-S Customer 2221	5.46%	\$ 1,486.77	\$ 1,543.50	3.82%	\$ 1,495.91	\$ 1,552.64	3.79%	\$ 1,095.47
MGS-S Customer 2222	3.33%	\$ 3,287.29	\$ 3,336.88	1.51%	\$ 9,413.99	\$ 9,463.58	0.53%	\$ 1,540.41
MGS-S Customer 2223	3.27%	\$ 4,969.25	\$ 5,035.93	1.34%	\$ 13,782.41	\$ 13,849.09	0.48%	\$ 2,106.04
MGS-S Customer 2224	3.64%	\$ 4,192.12	\$ 4,256.80	1.54%	\$ 12,451.10	\$ 12,515.78	0.52%	\$ 1,841.17
MGS-S Customer 2225	4.06%	\$ 4,000.44	\$ 4,074.71	1.86%	\$ 12,757.61	\$ 12,831.88	0.58%	\$ 1,905.69
MGS-S Customer 2226	1.91%	\$ 7,361.62	\$ 7,417.83	0.76%	\$ 24,638.29	\$ 24,694.50	0.23%	\$ 3,002.24
MGS-S Customer 2227	0.79%	\$ 6,577.91	\$ 6,599.58	0.33%	\$ 17,419.25	\$ 17,440.92	0.12%	\$ 2,769.30
MGS-S Customer 2228	3.10%	\$ 5,992.47	\$ 6,065.05	1.21%	\$ 21,473.03	\$ 21,545.61	0.34%	\$ 2,413.69
MGS-S Customer 2229	3.50%	\$ 3,800.19	\$ 3,857.61	1.51%	\$ 12,913.86	\$ 12,971.28	0.44%	\$ 1,698.21
MGS-S Customer 2230	4.76%	\$ 2,859.34	\$ 2,930.58	2.49%	\$ 3,718.60	\$ 3,789.84	1.92%	\$ 1,566.64
MGS-S Customer 2231	2.27%	\$ 7,227.75	\$ 7,294.58	0.92%	\$ 17,758.29	\$ 17,825.12	0.38%	\$ 3,005.90
MGS-S Customer 2232	2.99%	\$ 6,806.26	\$ 6,884.89	1.16%	\$ 20,200.82	\$ 20,279.45	0.39%	\$ 2,710.72
MGS-S Customer 2233	3.50%	\$ 5,337.81	\$ 5,417.18	1.49%	\$ 17,545.74	\$ 17,625.11	0.45%	\$ 2,344.29
MGS-S Customer 2234	2.99%	\$ 3,534.35	\$ 3,581.48	1.33%	\$ 9,598.21	\$ 9,645.34	0.49%	\$ 1,625.61
MGS-S Customer 2235	4.70%	\$ 2,253.97	\$ 2,314.52	2.69%	\$ 4,063.91	\$ 4,124.46	1.49%	\$ 1,348.54
MGS-S Customer 2236	5.16%	\$ 1,809.99	\$ 1,868.77	3.25%	\$ 3,214.86	\$ 3,273.64	1.83%	\$ 1,197.70
MGS-S Customer 2237	1.56%	\$ 6,723.91	\$ 6,767.43	0.65%	\$ 16,431.75	\$ 16,475.27	0.26%	\$ 2,832.54

Customer	Distribution % Difference	Delivery 8/24 Prices	Delivery 1/25 Prices	Delivery % Difference	Bundled 8/24 Prices	Bundled 1/25 Prices	Bundled % Difference	Distribution 1/25 Prices
MGS-S Customer 2238	5.50%	\$ 1,610.61	\$ 1,669.67	3.67%	\$ 2,396.74	\$ 2,455.80	2.46%	\$ 1,133.28
MGS-S Customer 2239	4.00%	\$ 4,389.19	\$ 4,459.54	1.60%	\$ 24,473.89	\$ 24,544.24	0.29%	\$ 1,827.17
MGS-S Customer 2240	4.22%	\$ 47,009.73	\$ 47,665.28	1.39%	\$ 156,017.27	\$ 156,672.82	0.42%	\$ 16,179.21
MGS-S Customer 2241	4.61%	\$ 10,509.55	\$ 10,691.42	1.73%	\$ 25,832.31	\$ 26,014.18	0.70%	\$ 4,130.85
MGS-S Customer 2242	3.64%	\$ 5,471.40	\$ 5,556.48	1.55%	\$ 14,575.93	\$ 14,661.01	0.58%	\$ 2,420.83
MGS-S Customer 2243	3.81%	\$ 5,385.02	\$ 5,472.36	1.62%	\$ 14,942.03	\$ 15,029.37	0.58%	\$ 2,381.03
MGS-S Customer 2244	3.42%	\$ 4,456.47	\$ 4,525.25	1.54%	\$ 11,033.49	\$ 11,102.27	0.62%	\$ 2,077.29
MGS-S Customer 2245	3.97%	\$ 3,653.76	\$ 3,723.67	1.91%	\$ 5,651.09	\$ 5,721.00	1.24%	\$ 1,832.63
MGS-S Customer 2246	2.86%	\$ 9,408.76	\$ 9,511.47	1.09%	\$ 31,032.02	\$ 31,134.73	0.33%	\$ 3,688.80
MGS-S Customer 2247	3.30%	\$ 5,379.05	\$ 5,450.01	1.32%	\$ 17,787.28	\$ 17,858.24	0.40%	\$ 2,223.17
MGS-S Customer 2248	5.25%	\$ 1,595.36	\$ 1,651.43	3.51%	\$ 2,971.09	\$ 3,027.16	1.89%	\$ 1,123.19
MGS-S Customer 2249	5.26%	\$ 3,777.78	\$ 3,871.12	2.47%	\$ 7,383.94	\$ 7,477.28	1.26%	\$ 1,869.39
MGS-S Customer 2250	3.26%	\$ 4,259.31	\$ 4,322.44	1.48%	\$ 11,600.64	\$ 11,663.77	0.54%	\$ 2,002.57
MGS-S Customer 2251	3.58%	\$ 4,798.31	\$ 4,874.34	1.58%	\$ 10,716.94	\$ 10,792.97	0.71%	\$ 2,201.57
MGS-S Customer 2252	4.27%	\$ 5,488.83	\$ 5,580.54	1.67%	\$ 21,286.24	\$ 21,377.95	0.43%	\$ 2,241.81
MGS-S Customer 2253	3.17%	\$ 6,872.40	\$ 6,955.53	1.21%	\$ 24,927.89	\$ 25,011.02	0.33%	\$ 2,701.73
MGS-S Customer 2254	3.35%	\$ 4,851.42	\$ 4,917.97	1.37%	\$ 15,600.55	\$ 15,667.10	0.43%	\$ 2,051.69
MGS-S Customer 2255	3.60%	\$ 4,506.72	\$ 4,573.69	1.49%	\$ 16,089.29	\$ 16,156.26	0.42%	\$ 1,926.89
MGS-S Customer 2256	3.53%	\$ 15,024.80	\$ 15,218.39	1.29%	\$ 33,412.11	\$ 33,605.70	0.58%	\$ 5,670.93
MGS-S Customer 2257	3.82%	\$ 10,534.37	\$ 10,685.12	1.43%	\$ 30,690.48	\$ 30,841.23	0.49%	\$ 4,098.47
MGS-S Customer 2258	2.54%	\$ 12,163.77	\$ 12,278.56	0.94%	\$ 34,120.68	\$ 34,235.47	0.34%	\$ 4,640.41
MGS-S Customer 2259	4.24%	\$ 2,762.64	\$ 2,824.03	2.22%	\$ 6,574.48	\$ 6,635.87	0.93%	\$ 1,510.26
MGS-S Customer 2260	5.58%	\$ 2,878.00	\$ 2,952.95	2.60%	\$ 7,053.08	\$ 7,128.03	1.06%	\$ 1,418.46
MGS-S Customer 2261	5.64%	\$ 2,124.24	\$ 2,194.58	3.31%	\$ 2,371.05	\$ 2,441.39	2.97%	\$ 1,316.93
MGS-S Customer 2262	5.53%	\$ 1,364.91	\$ 1,412.69	3.50%	\$ 2,516.69	\$ 2,564.47	1.90%	\$ 911.28
MGS-S Customer 2263	3.49%	\$ 10,229.27	\$ 10,364.28	1.32%	\$ 29,041.64	\$ 29,176.65	0.46%	\$ 3,999.09
MGS-S Customer 2264	3.27%	\$ 6,343.44	\$ 6,423.88	1.27%	\$ 21,548.51	\$ 21,628.95	0.37%	\$ 2,538.57
MGS-S Customer 2265	5.39%	\$ 1,018.37	\$ 1,059.18	4.01%	\$ 1,064.08	\$ 1,104.89	3.84%	\$ 797.86
MGS-S Customer 2266	4.82%	\$ 986.21	\$ 1,028.45	4.28%	\$ 1,093.73	\$ 1,135.97	3.86%	\$ 918.72
MGS-S Customer 2267	4.08%	\$ 2,187.26	\$ 2,233.62	2.12%	\$ 5,201.31	\$ 5,247.67	0.89%	\$ 1,181.79
MGS-S Customer 2268	5.15%	\$ 887.34	\$ 930.69	4.89%	\$ 1,032.80	\$ 1,076.15	4.20%	\$ 884.56
MGS-S Customer 2269	5.69%	\$ 2,399.78	\$ 2,475.90	3.17%	\$ 2,578.03	\$ 2,654.15	2.95%	\$ 1,413.84
MGS-S Customer 2270	5.16%	\$ 674.13	\$ 706.60	4.82%	\$ 2,854.97	\$ 2,887.44	1.14%	\$ 662.11
MGS-S Customer 2271	4.30%	\$ 3,533.61	\$ 3,607.60	2.09%	\$ 6,038.27	\$ 6,112.26	1.23%	\$ 1,796.44
MGS-S Customer 2272	3.17%	\$ 4,655.10	\$ 4,716.41	1.32%	\$ 13,187.05	\$ 13,248.36	0.46%	\$ 1,998.36
MGS-S Customer 2273	3.09%	\$ 4,562.86	\$ 4,620.91	1.27%	\$ 17,175.17	\$ 17,233.22	0.34%	\$ 1,937.04
MGS-S Customer 2274	5.36%	\$ 1,236.40	\$ 1,287.57	4.14%	\$ 1,643.06	\$ 1,694.23	3.11%	\$ 1,004.99
MGS-S Customer 2275	3.34%	\$ 4,779.58	\$ 4,850.12	1.48%	\$ 12,537.05	\$ 12,607.59	0.56%	\$ 2,180.93
MGS-S Customer 2276	3.33%	\$ 5,940.65	\$ 6,018.05	1.30%	\$ 21,112.92	\$ 21,190.32	0.37%	\$ 2,399.04
MGS-S Customer 2277	3.31%	\$ 6,965.85	\$ 7,055.13	1.28%	\$ 18,192.26	\$ 18,281.54	0.49%	\$ 2,783.47

Customer	Distribution % Difference	Delivery 8/24 Prices	Delivery 1/25 Prices	Delivery % Difference	Bundled 8/24 Prices	Bundled 1/25 Prices	Bundled % Difference	Distribution 1/25 Prices
MGS-S Customer 2278	3.54%	\$ 8,289.89	\$ 8,399.22	1.32%	\$ 26,060.18	\$ 26,169.51	0.42%	\$ 3,199.00
MGS-S Customer 2279	5.25%	\$ 969.56	\$ 1,015.15	4.70%	\$ 1,011.49	\$ 1,057.08	4.51%	\$ 914.18
MGS-S Customer 2280	3.14%	\$ 6,743.32	\$ 6,825.02	1.21%	\$ 21,241.55	\$ 21,323.25	0.38%	\$ 2,681.90
MGS-S Customer 2281	3.15%	\$ 3,977.12	\$ 4,031.10	1.36%	\$ 11,623.30	\$ 11,677.28	0.46%	\$ 1,768.87
MGS-S Customer 2282	2.59%	\$ 2,224.96	\$ 2,254.97	1.35%	\$ 5,779.93	\$ 5,809.94	0.52%	\$ 1,187.37
MGS-S Customer 2283	2.36%	\$ 2,597.80	\$ 2,627.97	1.16%	\$ 7,241.25	\$ 7,271.42	0.42%	\$ 1,308.47
MGS-S Customer 2284	2.50%	\$ 4,112.56	\$ 4,160.66	1.17%	\$ 8,258.73	\$ 8,306.83	0.58%	\$ 1,971.07
MGS-S Customer 2285	5.17%	\$ 1,015.03	\$ 1,057.42	4.18%	\$ 10,594.90	\$ 10,637.29	0.40%	\$ 861.98
MGS-S Customer 2286	3.45%	\$ 2,910.49	\$ 2,957.91	1.63%	\$ 7,414.08	\$ 7,461.50	0.64%	\$ 1,421.26
MGS-S Customer 2287	2.45%	\$ 11,456.89	\$ 11,561.95	0.92%	\$ 33,084.72	\$ 33,189.78	0.32%	\$ 4,396.49
MGS-S Customer 2288	5.32%	\$ 891.96	\$ 929.98	4.26%	\$ 1,095.12	\$ 1,133.14	3.47%	\$ 752.49
MGS-S Customer 2289	3.83%	\$ 2,891.28	\$ 2,948.42	1.98%	\$ 7,471.31	\$ 7,528.45	0.76%	\$ 1,548.33
MGS-S Customer 2290	5.16%	\$ 724.14	\$ 756.60	4.48%	\$ 5,356.27	\$ 5,388.73	0.61%	\$ 662.11
MGS-S Customer 2291	3.25%	\$ 6,970.95	\$ 7,061.58	1.30%	\$ 23,535.41	\$ 23,626.04	0.39%	\$ 2,880.01
MGS-S Customer 2292	4.08%	\$ 3,981.91	\$ 4,056.49	1.87%	\$ 12,373.43	\$ 12,448.01	0.60%	\$ 1,901.93
MGS-S Customer 2293	4.65%	\$ 4,149.09	\$ 4,237.59	2.13%	\$ 8,660.33	\$ 8,748.83	1.02%	\$ 1,990.08
MGS-S Customer 2294	3.32%	\$ 3,889.62	\$ 3,945.42	1.43%	\$ 11,964.29	\$ 12,020.09	0.47%	\$ 1,736.05
MGS-S Customer 2295	3.13%	\$ 4,859.03	\$ 4,926.43	1.39%	\$ 10,544.79	\$ 10,612.19	0.64%	\$ 2,222.26
MGS-S Customer 2296	5.16%	\$ 631.48	\$ 663.99	5.15%	\$ 631.48	\$ 663.99	5.15%	\$ 662.75
MGS-S Customer 2297	2.40%	\$ 3,164.96	\$ 3,200.06	1.11%	\$ 8,951.96	\$ 8,987.06	0.39%	\$ 1,497.35
MGS-S Customer 2298	4.90%	\$ 3,598.63	\$ 3,675.54	2.14%	\$ 10,692.12	\$ 10,769.03	0.72%	\$ 1,647.17
MGS-S Customer 2299	3.27%	\$ 6,771.51	\$ 6,861.42	1.33%	\$ 18,692.75	\$ 18,782.66	0.48%	\$ 2,843.69
MGS-S Customer 2300	5.36%	\$ 1,135.47	\$ 1,174.96	3.48%	\$ 9,929.20	\$ 9,968.69	0.40%	\$ 776.38
MGS-S Customer 2301	2.79%	\$ 6,215.05	\$ 6,288.31	1.18%	\$ 10,602.77	\$ 10,676.03	0.69%	\$ 2,700.92
MGS-S Customer 2302	2.47%	\$ 5,434.81	\$ 5,489.18	1.00%	\$ 15,592.16	\$ 15,646.53	0.35%	\$ 2,254.59
MGS-S Customer 2303	3.17%	\$ 4,399.95	\$ 4,459.48	1.35%	\$ 9,243.47	\$ 9,303.00	0.64%	\$ 1,935.84
MGS-S Customer 2304	4.75%	\$ 997.19	\$ 1,032.95	3.59%	\$ 1,298.96	\$ 1,334.72	2.75%	\$ 787.62
MGS-S Customer 2305	4.62%	\$ 1,985.28	\$ 2,040.72	2.79%	\$ 3,621.54	\$ 3,676.98	1.53%	\$ 1,255.85
MGS-S Customer 2306	3.15%	\$ 4,250.40	\$ 4,307.45	1.34%	\$ 11,281.50	\$ 11,338.55	0.51%	\$ 1,868.25
MGS-S Customer 2307	5.17%	\$ 852.66	\$ 895.04	4.97%	\$ 2,473.03	\$ 2,515.41	1.71%	\$ 861.98
MGS-S Customer 2308	2.54%	\$ 8,022.76	\$ 8,102.90	1.00%	\$ 25,871.43	\$ 25,951.57	0.31%	\$ 3,231.81
MGS-S Customer 2309	2.96%	\$ 5,755.12	\$ 5,827.11	1.25%	\$ 15,656.07	\$ 15,728.06	0.46%	\$ 2,503.00
MGS-S Customer 2310	2.63%	\$ 4,999.89	\$ 5,057.53	1.15%	\$ 12,888.65	\$ 12,946.29	0.45%	\$ 2,253.21
MGS-S Customer 2311	5.29%	\$ 839.27	\$ 876.20	4.40%	\$ 948.96	\$ 985.89	3.89%	\$ 734.71
MGS-S Customer 2312	3.28%	\$ 3,437.86	\$ 3,488.60	1.48%	\$ 8,753.29	\$ 8,804.03	0.58%	\$ 1,598.37
MGS-S Customer 2313	2.43%	\$ 6,220.18	\$ 6,283.33	1.02%	\$ 15,946.30	\$ 16,009.45	0.40%	\$ 2,662.84
MGS-S Customer 2314	4.14%	\$ 1,745.91	\$ 1,792.71	2.68%	\$ 2,527.47	\$ 2,574.27	1.85%	\$ 1,177.30
MGS-S Customer 2315	5.39%	\$ 2,490.61	\$ 2,564.77	2.98%	\$ 4,359.96	\$ 4,434.12	1.70%	\$ 1,450.90
MGS-S Customer 2316	5.35%	\$ 4,732.93	\$ 4,842.93	2.32%	\$ 13,412.40	\$ 13,522.40	0.82%	\$ 2,167.09
MGS-S Customer 2317	2.44%	\$ 10,557.49	\$ 10,654.89	0.92%	\$ 31,454.03	\$ 31,551.43	0.31%	\$ 4,089.39

Internal Use

Customer	Distribution % Difference	Delivery 8/24 Prices	Delivery 1/25 Prices	Delivery % Difference	Bundled 8/24 Prices	Bundled 1/25 Prices	Bundled % Difference	Distribution 1/25 Prices
MGS-S Customer 2318	3.51%	\$ 2,971.81	\$ 3,025.05	1.79%	\$ 8,033.58	\$ 8,086.82	0.66%	\$ 1,571.87
MGS-S Customer 2319	2.51%	\$ 7,792.96	\$ 7,869.83	0.99%	\$ 27,181.22	\$ 27,258.09	0.28%	\$ 3,140.89
MGS-S Customer 2320	2.23%	\$ 16,762.74	\$ 16,894.89	0.79%	\$ 64,570.66	\$ 64,702.81	0.20%	\$ 6,050.14
MGS-S Customer 2321	5.60%	\$ 1,964.55	\$ 2,031.20	3.39%	\$ 2,805.53	\$ 2,872.18	2.38%	\$ 1,256.79
MGS-S Customer 2322	3.07%	\$ 4,097.95	\$ 4,156.62	1.43%	\$ 8,366.84	\$ 8,425.51	0.70%	\$ 1,967.51
MGS-S Customer 2323	0.66%	\$ 5,766.20	\$ 5,784.94	0.32%	\$ 10,492.15	\$ 10,510.89	0.18%	\$ 2,842.03
MGS-S Customer 2324	4.32%	\$ 2,746.07	\$ 2,808.83	2.29%	\$ 5,054.77	\$ 5,117.53	1.24%	\$ 1,515.43
MGS-S Customer 2325	4.11%	\$ 3,571.84	\$ 3,642.68	1.98%	\$ 7,190.91	\$ 7,261.75	0.99%	\$ 1,793.13
MGS-S Customer 2326	2.27%	\$ 24,449.73	\$ 24,640.30	0.78%	\$ 91,097.44	\$ 91,288.01	0.21%	\$ 8,584.64
MGS-S Customer 2327	0.86%	\$ 6,810.50	\$ 6,833.91	0.34%	\$ 15,969.88	\$ 15,993.29	0.15%	\$ 2,729.76
MGS-S Customer 2328	3.18%	\$ 3,115.13	\$ 3,161.00	1.47%	\$ 8,367.37	\$ 8,413.24	0.55%	\$ 1,486.30
MGS-S Customer 2329	3.42%	\$ 4,415.06	\$ 4,482.33	1.52%	\$ 14,611.95	\$ 14,679.22	0.46%	\$ 2,037.16
MGS-S Customer 2330	3.04%	\$ 4,042.83	\$ 4,096.08	1.32%	\$ 9,384.43	\$ 9,437.68	0.57%	\$ 1,807.63
MGS-S Customer 2331	2.75%	\$ 4,480.91	\$ 4,536.81	1.25%	\$ 10,148.39	\$ 10,204.29	0.55%	\$ 2,089.27
MGS-S Customer 2332	2.91%	\$ 4,046.97	\$ 4,102.09	1.36%	\$ 8,078.19	\$ 8,133.31	0.68%	\$ 1,950.79
MGS-S Customer 2333	3.99%	\$ 1,616.50	\$ 1,659.77	2.68%	\$ 3,090.16	\$ 3,133.43	1.40%	\$ 1,126.96
MGS-S Customer 2334	5.17%	\$ 819.60	\$ 861.98	5.17%	\$ 819.60	\$ 861.98	5.17%	\$ 861.98
MGS-S Customer 2335	4.10%	\$ 2,816.69	\$ 2,877.21	2.15%	\$ 5,371.63	\$ 5,432.15	1.13%	\$ 1,537.59
MGS-S Customer 2336	4.39%	\$ 2,400.09	\$ 2,459.09	2.46%	\$ 3,485.59	\$ 3,544.59	1.69%	\$ 1,403.75
MGS-S Customer 2337	2.43%	\$ 4,758.53	\$ 4,806.78	1.01%	\$ 12,733.91	\$ 12,782.16	0.38%	\$ 2,035.09
MGS-S Customer 2338	2.75%	\$ 8,412.79	\$ 8,501.29	1.05%	\$ 34,739.14	\$ 34,827.64	0.25%	\$ 3,308.62
MGS-S Customer 2339	5.01%	\$ 881.52	\$ 917.23	4.05%	\$ 962.99	\$ 998.70	3.71%	\$ 749.23
MGS-S Customer 2340	2.80%	\$ 2,303.14	\$ 2,342.00	1.69%	\$ 3,916.54	\$ 3,955.40	0.99%	\$ 1,426.58
MGS-S Customer 2341	3.94%	\$ 3,091.45	\$ 3,148.25	1.84%	\$ 6,014.66	\$ 6,071.46	0.94%	\$ 1,496.95
MGS-S Customer 2342	3.17%	\$ 3,258.48	\$ 3,309.96	1.58%	\$ 7,871.88	\$ 7,923.36	0.65%	\$ 1,673.62
MGS-S Customer 2343	5.38%	\$ 988.88	\$ 1,029.07	4.06%	\$ 1,002.59	\$ 1,042.78	4.01%	\$ 787.77
MGS-S Customer 2344	2.84%	\$ 2,562.52	\$ 2,602.49	1.56%	\$ 4,509.57	\$ 4,549.54	0.89%	\$ 1,449.54
MGS-S Customer 2345	5.67%	\$ 2,037.32	\$ 2,093.78	2.77%	\$ 16,381.07	\$ 16,437.53	0.34%	\$ 1,052.45
MGS-S Customer 2346	4.57%	\$ 1,374.28	\$ 1,420.31	3.35%	\$ 1,662.22	\$ 1,708.25	2.77%	\$ 1,052.29
MGS-S Customer 2347	3.48%	\$ 2,691.71	\$ 2,742.23	1.88%	\$ 4,013.40	\$ 4,063.92	1.26%	\$ 1,500.90
MGS-S Customer 2348	5.60%	\$ 2,361.25	\$ 2,426.70	2.77%	\$ 7,003.33	\$ 7,068.78	0.93%	\$ 1,234.64
MGS-S Customer 2349	5.17%	\$ 965.43	\$ 1,007.81	4.39%	\$ 8,113.76	\$ 8,156.14	0.52%	\$ 861.98
MGS-S Customer 2350	2.89%	\$ 7,861.74	\$ 7,951.63	1.14%	\$ 22,079.57	\$ 22,169.46	0.41%	\$ 3,203.95
MGS-S Customer 2351	2.99%	\$ 2,226.59	\$ 2,261.41	1.56%	\$ 4,205.64	\$ 4,240.46	0.83%	\$ 1,200.10
MGS-S Customer 2352	2.93%	\$ 3,698.65	\$ 3,750.38	1.40%	\$ 9,274.72	\$ 9,326.45	0.56%	\$ 1,818.89
MGS-S Customer 2353	3.50%	\$ 1,667.09	\$ 1,706.04	2.34%	\$ 2,122.43	\$ 2,161.38	1.84%	\$ 1,150.64
MGS-S Customer 2354	4.93%	\$ 2,139.07	\$ 2,200.43	2.87%	\$ 4,370.75	\$ 4,432.11	1.40%	\$ 1,306.08
MGS-S Customer 2355	2.47%	\$ 8,561.79	\$ 8,640.60	0.92%	\$ 29,430.91	\$ 29,509.72	0.27%	\$ 3,264.28
MGS-S Customer 2356	4.77%	\$ 854.89	\$ 888.53	3.94%	\$ 968.01	\$ 1,001.65	3.48%	\$ 739.35
MGS-S Customer 2357	2.84%	\$ 3,784.50	\$ 3,832.06	1.26%	\$ 8,617.05	\$ 8,664.61	0.55%	\$ 1,720.76

Internal Use

Customer	Distribution % Difference	Delivery 8/24 Prices	Delivery 1/25 Prices	Delivery % Difference	Bundled 8/24 Prices	Bundled 1/25 Prices	Bundled % Difference	Distribution 1/25 Prices
MGS-S Customer 2358	3.32%	\$ 4,134.71	\$ 4,198.53	1.54%	\$ 9,550.81	\$ 9,614.63	0.67%	\$ 1,984.37
MGS-S Customer 2359	1.25%	\$ 4,357.26	\$ 4,380.78	0.54%	\$ 9,622.53	\$ 9,646.05	0.24%	\$ 1,910.14
MGS-S Customer 2360	1.72%	\$ 3,454.96	\$ 3,482.17	0.79%	\$ 7,828.97	\$ 7,856.18	0.35%	\$ 1,605.68
MGS-S Customer 2361	1.66%	\$ 3,701.34	\$ 3,729.03	0.75%	\$ 7,595.45	\$ 7,623.14	0.36%	\$ 1,694.24
MGS-S Customer 2362	2.44%	\$ 2,824.81	\$ 2,857.82	1.17%	\$ 7,911.03	\$ 7,944.04	0.42%	\$ 1,384.37
MGS-S Customer 2363	2.00%	\$ 3,195.33	\$ 3,224.92	0.93%	\$ 8,446.09	\$ 8,475.68	0.35%	\$ 1,510.39
MGS-S Customer 2364	3.14%	\$ 6,486.38	\$ 6,571.75	1.32%	\$ 10,412.48	\$ 10,497.85	0.82%	\$ 2,800.55
MGS-S Customer 2365	2.89%	\$ 2,835.99	\$ 2,875.04	1.38%	\$ 7,595.64	\$ 7,634.69	0.51%	\$ 1,391.87
MGS-S Customer 2366	3.10%	\$ 6,194.47	\$ 6,275.39	1.31%	\$ 11,206.87	\$ 11,287.79	0.72%	\$ 2,691.11
MGS-S Customer 2367	2.48%	\$ 2,983.79	\$ 3,019.10	1.18%	\$ 5,509.13	\$ 5,544.44	0.64%	\$ 1,457.81
MGS-S Customer 2368	3.27%	\$ 3,740.09	\$ 3,797.78	1.54%	\$ 11,247.33	\$ 11,305.02	0.51%	\$ 1,820.91
MGS-S Customer 2369	4.86%	\$ 871.98	\$ 906.32	3.94%	\$ 1,647.37	\$ 1,681.71	2.08%	\$ 740.74
MGS-S Customer 2370	3.76%	\$ 3,182.69	\$ 3,242.68	1.88%	\$ 6,767.03	\$ 6,827.02	0.89%	\$ 1,656.59
MGS-S Customer 2371	5.15%	\$ 703.37	\$ 737.08	4.79%	\$ 718.91	\$ 752.62	4.69%	\$ 687.73
MGS-S Customer 2372	3.85%	\$ 2,942.04	\$ 3,000.31	1.98%	\$ 6,991.66	\$ 7,049.93	0.83%	\$ 1,569.84
MGS-S Customer 2373	4.89%	\$ 1,133.76	\$ 1,178.70	3.96%	\$ 2,061.12	\$ 2,106.06	2.18%	\$ 964.50
MGS-S Customer 2374	2.33%	\$ 2,223.70	\$ 2,250.99	1.23%	\$ 3,931.14	\$ 3,958.43	0.69%	\$ 1,199.34
MGS-S Customer 2375	3.02%	\$ 3,899.01	\$ 3,949.48	1.29%	\$ 14,159.43	\$ 14,209.90	0.36%	\$ 1,722.71
MGS-S Customer 2376	4.84%	\$ 929.57	\$ 971.05	4.46%	\$ 1,084.97	\$ 1,126.45	3.82%	\$ 898.66
MGS-S Customer 2377	5.17%	\$ 819.60	\$ 861.98	5.17%	\$ 819.60	\$ 861.98	5.17%	\$ 861.98
MGS-S Customer 2378	2.47%	\$ 6,379.83	\$ 6,444.27	1.01%	\$ 22,495.58	\$ 22,560.02	0.29%	\$ 2,673.25
MGS-S Customer 2379	5.20%	\$ 1,515.71	\$ 1,563.23	3.14%	\$ 2,872.25	\$ 2,919.77	1.65%	\$ 961.84
MGS-S Customer 2380	2.27%	\$ 3,993.51	\$ 4,032.79	0.98%	\$ 11,470.92	\$ 11,510.20	0.34%	\$ 1,772.46
MGS-S Customer 2381	5.75%	\$ 2,376.37	\$ 2,439.90	2.67%	\$ 17,202.99	\$ 17,266.52	0.37%	\$ 1,167.69
MGS-S Customer 2382	4.26%	\$ 946.74	\$ 978.28	3.33%	\$ 990.05	\$ 1,021.59	3.19%	\$ 771.09
MGS-S Customer 2383	3.19%	\$ 3,950.42	\$ 4,005.52	1.39%	\$ 8,694.65	\$ 8,749.75	0.63%	\$ 1,780.34
MGS-S Customer 2384	2.22%	\$ 5,954.91	\$ 6,014.59	1.00%	\$ 11,594.96	\$ 11,654.64	0.51%	\$ 2,747.73
MGS-S Customer 2385	4.55%	\$ 1,053.90	\$ 1,088.93	3.32%	\$ 1,702.92	\$ 1,737.95	2.06%	\$ 804.60
MGS-S Customer 2386	4.99%	\$ 1,852.64	\$ 1,910.52	3.12%	\$ 2,472.98	\$ 2,530.86	2.34%	\$ 1,217.75
MGS-S Customer 2387	4.80%	\$ 1,509.00	\$ 1,559.32	3.33%	\$ 1,956.91	\$ 2,007.23	2.57%	\$ 1,098.63
MGS-S Customer 2388	3.22%	\$ 3,536.77	\$ 3,591.87	1.56%	\$ 8,777.36	\$ 8,832.46	0.63%	\$ 1,766.10
MGS-S Customer 2389	5.16%	\$ 825.82	\$ 858.29	3.93%	\$ 10,442.48	\$ 10,474.95	0.31%	\$ 662.11
MGS-S Customer 2390	5.16%	\$ 724.99	\$ 757.46	4.48%	\$ 5,399.17	\$ 5,431.64	0.60%	\$ 662.11
MGS-S Customer 2391	3.39%	\$ 7,226.58	\$ 7,331.41	1.45%	\$ 19,292.82	\$ 19,397.65	0.54%	\$ 3,198.03
MGS-S Customer 2392	3.58%	\$ 1,880.77	\$ 1,918.32	2.00%	\$ 3,146.24	\$ 3,183.79	1.19%	\$ 1,086.32
MGS-S Customer 2393	2.60%	\$ 6,104.81	\$ 6,170.14	1.07%	\$ 22,279.06	\$ 22,344.39	0.29%	\$ 2,578.07
MGS-S Customer 2394	2.83%	\$ 4,097.68	\$ 4,147.16	1.21%	\$ 13,412.00	\$ 13,461.48	0.37%	\$ 1,797.75
MGS-S Customer 2395	3.10%	\$ 3,270.99	\$ 3,317.43	1.42%	\$ 8,106.63	\$ 8,153.07	0.57%	\$ 1,543.17
MGS-S Customer 2396	2.53%	\$ 1,524.23	\$ 1,551.36	1.78%	\$ 2,015.56	\$ 2,042.69	1.35%	\$ 1,098.44
MGS-S Customer 2397	2.25%	\$ 5,601.19	\$ 5,651.54	0.90%	\$ 19,168.74	\$ 19,219.09	0.26%	\$ 2,287.13

Internal Use

Customer	Distribution % Difference	Delivery 8/24 Prices	Delivery 1/25 Prices	Delivery % Difference	Bundled 8/24 Prices	Bundled 1/25 Prices	Bundled % Difference	Distribution 1/25 Prices
MGS-S Customer 2398	1.00%	\$ 2,847.12	\$ 2,860.91	0.48%	\$ 7,120.58	\$ 7,134.37	0.19%	\$ 1,393.53
MGS-S Customer 2399	1.41%	\$ 10,126.65	\$ 10,180.00	0.53%	\$ 42,595.81	\$ 42,649.16	0.13%	\$ 3,849.32
MGS-S Customer 2400	3.87%	\$ 2,570.70	\$ 2,619.02	1.88%	\$ 8,138.08	\$ 8,186.40	0.59%	\$ 1,296.64
MGS-S Customer 2401	2.81%	\$ 3,114.56	\$ 3,158.68	1.42%	\$ 8,719.76	\$ 8,763.88	0.51%	\$ 1,615.31
MGS-S Customer 2402	4.14%	\$ 1,971.59	\$ 2,021.42	2.53%	\$ 3,203.58	\$ 3,253.41	1.56%	\$ 1,252.73
MGS-S Customer 2403	4.15%	\$ 1,365.63	\$ 1,407.31	3.05%	\$ 1,932.38	\$ 1,974.06	2.16%	\$ 1,046.38
MGS-S Customer 2404	4.23%	\$ 1,546.92	\$ 1,591.87	2.91%	\$ 2,314.43	\$ 2,359.38	1.94%	\$ 1,108.28
MGS-S Customer 2405	2.72%	\$ 3,835.77	\$ 3,881.15	1.18%	\$ 12,249.58	\$ 12,294.96	0.37%	\$ 1,712.75
MGS-S Customer 2406	1.96%	\$ 3,495.26	\$ 3,525.93	0.88%	\$ 11,935.57	\$ 11,966.24	0.26%	\$ 1,591.72
MGS-S Customer 2407	4.06%	\$ 1,165.68	\$ 1,198.63	2.83%	\$ 1,681.81	\$ 1,714.76	1.96%	\$ 843.67
MGS-S Customer 2408	4.36%	\$ 997.27	\$ 1,029.97	3.28%	\$ 1,872.99	\$ 1,905.69	1.75%	\$ 782.93
MGS-S Customer 2409	3.95%	\$ 1,993.95	\$ 2,041.55	2.39%	\$ 4,192.38	\$ 4,239.98	1.14%	\$ 1,253.15
MGS-S Customer 2410	4.64%	\$ 1,040.48	\$ 1,075.97	3.41%	\$ 1,551.58	\$ 1,587.07	2.29%	\$ 801.04
MGS-S Customer 2411	1.90%	\$ 4,991.06	\$ 5,030.63	0.79%	\$ 11,968.00	\$ 12,007.57	0.33%	\$ 2,120.49
MGS-S Customer 2412	2.63%	\$ 4,450.10	\$ 4,499.59	1.11%	\$ 11,722.30	\$ 11,771.79	0.42%	\$ 1,933.82
MGS-S Customer 2413	2.49%	\$ 4,601.23	\$ 4,649.12	1.04%	\$ 14,353.52	\$ 14,401.41	0.33%	\$ 1,968.18
MGS-S Customer 2414	3.20%	\$ 2,855.54	\$ 2,898.99	1.52%	\$ 7,457.17	\$ 7,500.62	0.58%	\$ 1,400.71
MGS-S Customer 2415	3.08%	\$ 2,224.50	\$ 2,260.38	1.61%	\$ 3,977.65	\$ 4,013.53	0.90%	\$ 1,201.20
MGS-S Customer 2416	2.01%	\$ 8,480.06	\$ 8,546.64	0.79%	\$ 26,771.39	\$ 26,837.97	0.25%	\$ 3,383.58
MGS-S Customer 2417	2.63%	\$ 19,935.18	\$ 20,118.69	0.92%	\$ 65,686.35	\$ 65,869.86	0.28%	\$ 7,171.44
MGS-S Customer 2418	2.87%	\$ 6,661.20	\$ 6,735.88	1.12%	\$ 18,151.55	\$ 18,226.23	0.41%	\$ 2,673.17
MGS-S Customer 2419	4.85%	\$ 779.06	\$ 812.08	4.24%	\$ 817.22	\$ 850.24	4.04%	\$ 713.55
MGS-S Customer 2420	4.47%	\$ 1,649.36	\$ 1,698.09	2.95%	\$ 3,316.81	\$ 3,365.54	1.47%	\$ 1,138.15
MGS-S Customer 2421	4.03%	\$ 2,700.81	\$ 2,758.15	2.12%	\$ 7,595.87	\$ 7,653.21	0.75%	\$ 1,480.39
MGS-S Customer 2422	5.16%	\$ 629.64	\$ 662.11	5.16%	\$ 629.64	\$ 662.11	5.16%	\$ 662.11
MGS-S Customer 2423	5.21%	\$ 709.75	\$ 743.88	4.81%	\$ 846.87	\$ 881.00	4.03%	\$ 689.17
MGS-S Customer 2424	3.77%	\$ 2,451.74	\$ 2,497.71	1.87%	\$ 6,755.14	\$ 6,801.11	0.68%	\$ 1,263.94
MGS-S Customer 2425	5.03%	\$ 1,080.50	\$ 1,126.06	4.22%	\$ 1,222.19	\$ 1,267.75	3.73%	\$ 951.78
MGS-S Customer 2426	5.20%	\$ 693.36	\$ 727.18	4.88%	\$ 741.35	\$ 775.17	4.56%	\$ 684.07
MGS-S Customer 2427	3.21%	\$ 3,523.25	\$ 3,573.69	1.43%	\$ 10,029.88	\$ 10,080.32	0.50%	\$ 1,619.40
MGS-S Customer 2428	5.23%	\$ 932.42	\$ 977.22	4.80%	\$ 958.47	\$ 1,003.27	4.67%	\$ 901.29
MGS-S Customer 2429	5.02%	\$ 704.73	\$ 737.57	4.66%	\$ 790.54	\$ 823.38	4.15%	\$ 687.51
MGS-S Customer 2430	5.33%	\$ 1,400.62	\$ 1,450.02	3.53%	\$ 13,887.47	\$ 13,936.87	0.36%	\$ 976.20
MGS-S Customer 2431	1.81%	\$ 7,718.53	\$ 7,771.92	0.69%	\$ 22,911.03	\$ 22,964.42	0.23%	\$ 3,007.45
MGS-S Customer 2432	2.48%	\$ 4,550.89	\$ 4,602.19	1.13%	\$ 9,185.42	\$ 9,236.72	0.56%	\$ 2,119.69
MGS-S Customer 2433	3.89%	\$ 3,043.98	\$ 3,104.67	1.99%	\$ 5,059.59	\$ 5,120.28	1.20%	\$ 1,619.90
MGS-S Customer 2434	5.28%	\$ 1,048.54	\$ 1,095.73	4.50%	\$ 1,322.77	\$ 1,369.96	3.57%	\$ 940.17
MGS-S Customer 2435	3.08%	\$ 2,307.89	\$ 2,348.37	1.75%	\$ 5,198.30	\$ 5,238.78	0.78%	\$ 1,355.09
MGS-S Customer 2436	2.64%	\$ 7,362.75	\$ 7,436.71	1.00%	\$ 24,513.04	\$ 24,587.00	0.30%	\$ 2,875.38
MGS-S Customer 2437	1.91%	\$ 4,860.30	\$ 4,898.50	0.79%	\$ 16,999.79	\$ 17,037.99	0.22%	\$ 2,038.67

Internal Use

Customer	Distribution % Difference	Delivery 8/24 Prices	Delivery 1/25 Prices	Delivery % Difference	Bundled 8/24 Prices	Bundled 1/25 Prices	Bundled % Difference	Distribution 1/25 Prices
MGS-S Customer 2438	3.58%	\$ 2,164.19	\$ 2,209.38	2.09%	\$ 4,670.34	\$ 4,715.53	0.97%	\$ 1,309.23
MGS-S Customer 2439	1.71%	\$ 4,724.89	\$ 4,760.46	0.75%	\$ 18,052.60	\$ 18,088.17	0.20%	\$ 2,115.04
MGS-S Customer 2440	4.58%	\$ 1,581.01	\$ 1,623.73	2.70%	\$ 3,938.84	\$ 3,981.56	1.08%	\$ 976.27
MGS-S Customer 2441	1.88%	\$ 5,632.24	\$ 5,677.43	0.80%	\$ 16,994.62	\$ 17,039.81	0.27%	\$ 2,444.32
MGS-S Customer 2442	-0.97%	\$ 18,209.36	\$ 18,140.11	-0.38%	\$ 63,197.25	\$ 63,128.00	-0.11%	\$ 7,063.67
MGS-S Customer 2443	2.95%	\$ 2,727.55	\$ 2,770.25	1.57%	\$ 7,247.82	\$ 7,290.52	0.59%	\$ 1,489.01
MGS-S Customer 2444	3.10%	\$ 4,427.25	\$ 4,489.20	1.40%	\$ 11,950.37	\$ 12,012.32	0.52%	\$ 2,059.02
MGS-S Customer 2445	2.78%	\$ 6,708.40	\$ 6,784.67	1.14%	\$ 18,427.28	\$ 18,503.55	0.41%	\$ 2,820.30
MGS-S Customer 2446	2.37%	\$ 4,395.95	\$ 4,443.64	1.08%	\$ 9,731.38	\$ 9,779.07	0.49%	\$ 2,060.45
MGS-S Customer 2447	4.28%	\$ 2,833.45	\$ 2,896.27	2.22%	\$ 7,330.87	\$ 7,393.69	0.86%	\$ 1,530.20
MGS-S Customer 2448	2.91%	\$ 3,262.70	\$ 3,310.46	1.46%	\$ 5,838.43	\$ 5,886.19	0.82%	\$ 1,688.61
MGS-S Customer 2449	4.04%	\$ 24,741.32	\$ 25,082.80	1.38%	\$ 79,615.30	\$ 79,956.78	0.43%	\$ 8,801.76
MGS-S Customer 2450	-2.07%	\$ 17,082.58	\$ 16,950.12	-0.78%	\$ 42,174.88	\$ 42,042.42	-0.31%	\$ 6,261.83
MGS-S Customer 2451	4.27%	\$ 1,811.47	\$ 1,860.48	2.71%	\$ 3,182.41	\$ 3,231.42	1.54%	\$ 1,196.28
MGS-S Customer 2452	3.19%	\$ 1,596.52	\$ 1,631.02	2.16%	\$ 3,315.05	\$ 3,349.55	1.04%	\$ 1,116.39
MGS-S Customer 2453	3.66%	\$ 1,922.39	\$ 1,961.19	2.02%	\$ 3,396.16	\$ 3,434.96	1.14%	\$ 1,099.50
MGS-S Customer 2454	4.23%	\$ 1,108.41	\$ 1,147.26	3.51%	\$ 1,487.19	\$ 1,526.04	2.61%	\$ 958.26
MGS-S Customer 2455	1.34%	\$ 9,343.88	\$ 9,392.17	0.52%	\$ 32,205.75	\$ 32,254.04	0.15%	\$ 3,645.59
MGS-S Customer 2456	2.31%	\$ 3,284.75	\$ 3,322.71	1.16%	\$ 7,180.00	\$ 7,217.96	0.53%	\$ 1,684.75
MGS-S Customer 2457	3.80%	\$ 2,974.83	\$ 3,032.89	1.95%	\$ 6,229.06	\$ 6,287.12	0.93%	\$ 1,586.72
MGS-S Customer 2458	5.18%	\$ 1,021.59	\$ 1,067.44	4.49%	\$ 1,153.68	\$ 1,199.53	3.97%	\$ 931.57
MGS-S Customer 2459	4.53%	\$ 1,985.21	\$ 2,039.82	2.75%	\$ 3,068.54	\$ 3,123.15	1.78%	\$ 1,259.54
MGS-S Customer 2460	3.82%	\$ 1,780.58	\$ 1,824.09	2.44%	\$ 3,399.01	\$ 3,442.52	1.28%	\$ 1,182.65
MGS-S Customer 2461	5.12%	\$ 1,305.01	\$ 1,355.29	3.85%	\$ 1,903.75	\$ 1,954.03	2.64%	\$ 1,032.84
MGS-S Customer 2462	2.59%	\$ 3,265.89	\$ 3,304.61	1.19%	\$ 9,237.65	\$ 9,276.37	0.42%	\$ 1,531.70
MGS-S Customer 2463	5.73%	\$ 2,606.64	\$ 2,685.43	3.02%	\$ 7,250.32	\$ 7,329.11	1.09%	\$ 1,454.40
MGS-S Customer 2464	3.45%	\$ 2,396.59	\$ 2,442.84	1.93%	\$ 5,112.75	\$ 5,159.00	0.90%	\$ 1,388.23
MGS-S Customer 2465	3.51%	\$ 2,514.89	\$ 2,563.32	1.93%	\$ 5,635.66	\$ 5,684.09	0.86%	\$ 1,426.71
MGS-S Customer 2466	2.03%	\$ 3,699.29	\$ 3,735.15	0.97%	\$ 10,911.61	\$ 10,947.47	0.33%	\$ 1,804.06
MGS-S Customer 2467	2.78%	\$ 3,844.29	\$ 3,895.34	1.33%	\$ 7,327.05	\$ 7,378.10	0.70%	\$ 1,883.77
MGS-S Customer 2468	2.87%	\$ 2,777.10	\$ 2,819.21	1.52%	\$ 6,854.03	\$ 6,896.14	0.61%	\$ 1,509.11
MGS-S Customer 2469	4.56%	\$ 1,482.23	\$ 1,523.53	2.79%	\$ 3,226.01	\$ 3,267.31	1.28%	\$ 946.17
MGS-S Customer 2470	4.64%	\$ 1,675.80	\$ 1,726.73	3.04%	\$ 3,340.96	\$ 3,391.89	1.52%	\$ 1,147.79
MGS-S Customer 2471	1.53%	\$ 5,997.95	\$ 6,035.95	0.63%	\$ 23,046.09	\$ 23,084.09	0.16%	\$ 2,528.95
MGS-S Customer 2472	1.96%	\$ 4,931.70	\$ 4,974.28	0.86%	\$ 14,337.89	\$ 14,380.47	0.30%	\$ 2,215.63
MGS-S Customer 2473	4.57%	\$ 1,356.92	\$ 1,402.56	3.36%	\$ 1,850.54	\$ 1,896.18	2.47%	\$ 1,044.76
MGS-S Customer 2474	2.65%	\$ 3,942.47	\$ 3,991.39	1.24%	\$ 10,386.94	\$ 10,435.86	0.47%	\$ 1,896.33
MGS-S Customer 2475	5.38%	\$ 1,357.46	\$ 1,410.99	3.94%	\$ 1,741.39	\$ 1,794.92	3.07%	\$ 1,048.84
MGS-S Customer 2476	2.24%	\$ 2,166.91	\$ 2,195.81	1.33%	\$ 2,770.22	\$ 2,799.12	1.04%	\$ 1,319.95
MGS-S Customer 2477	3.55%	\$ 2,913.00	\$ 2,961.24	1.66%	\$ 9,708.26	\$ 9,756.50	0.50%	\$ 1,406.16

Internal Use

Customer	Distribution % Difference	Delivery 8/24 Prices	Delivery 1/25 Prices	Delivery % Difference	Bundled 8/24 Prices	Bundled 1/25 Prices	Bundled % Difference	Distribution 1/25 Prices
MGS-S Customer 2478	4.28%	\$ 2,235.44	\$ 2,291.53	2.51%	\$ 2,943.87	\$ 2,999.96	1.91%	\$ 1,365.32
MGS-S Customer 2479	3.97%	\$ 2,800.18	\$ 2,858.26	2.07%	\$ 7,087.35	\$ 7,145.43	0.82%	\$ 1,519.14
MGS-S Customer 2480	3.17%	\$ 2,348.39	\$ 2,390.58	1.80%	\$ 4,478.26	\$ 4,520.45	0.94%	\$ 1,374.81
MGS-S Customer 2481	3.56%	\$ 5,825.16	\$ 5,911.49	1.48%	\$ 18,089.42	\$ 18,175.75	0.48%	\$ 2,513.72
MGS-S Customer 2482	4.92%	\$ 1,236.91	\$ 1,277.46	3.28%	\$ 2,564.43	\$ 2,604.98	1.58%	\$ 864.24
MGS-S Customer 2483	4.54%	\$ 911.80	\$ 944.76	3.61%	\$ 1,044.80	\$ 1,077.76	3.15%	\$ 758.71
MGS-S Customer 2484	5.16%	\$ 773.00	\$ 805.47	4.20%	\$ 7,800.33	\$ 7,832.80	0.42%	\$ 662.11
MGS-S Customer 2485	3.88%	\$ 2,165.88	\$ 2,209.48	2.01%	\$ 5,975.77	\$ 6,019.37	0.73%	\$ 1,168.19
MGS-S Customer 2486	4.02%	\$ 4,753.13	\$ 4,838.16	1.79%	\$ 8,711.22	\$ 8,796.25	0.98%	\$ 2,201.77
MGS-S Customer 2487	4.86%	\$ 1,020.63	\$ 1,063.79	4.23%	\$ 1,134.09	\$ 1,177.25	3.81%	\$ 930.77
MGS-S Customer 2488	4.32%	\$ 1,416.73	\$ 1,460.68	3.10%	\$ 2,584.62	\$ 2,628.57	1.70%	\$ 1,060.29
MGS-S Customer 2489	4.27%	\$ 2,119.65	\$ 2,172.57	2.50%	\$ 5,237.22	\$ 5,290.14	1.01%	\$ 1,291.26
MGS-S Customer 2490	4.74%	\$ 1,926.49	\$ 1,982.26	2.89%	\$ 4,092.93	\$ 4,148.70	1.36%	\$ 1,231.89
MGS-S Customer 2491	3.80%	\$ 3,666.22	\$ 3,727.03	1.66%	\$ 11,823.96	\$ 11,884.77	0.51%	\$ 1,659.43
MGS-S Customer 2492	3.86%	\$ 2,596.08	\$ 2,645.00	1.88%	\$ 6,465.96	\$ 6,514.88	0.76%	\$ 1,317.49
MGS-S Customer 2493	4.02%	\$ 2,442.27	\$ 2,496.35	2.21%	\$ 6,026.26	\$ 6,080.34	0.90%	\$ 1,399.63
MGS-S Customer 2494	4.61%	\$ 1,965.52	\$ 2,014.36	2.48%	\$ 4,565.25	\$ 4,614.09	1.07%	\$ 1,108.70
MGS-S Customer 2495	5.60%	\$ 17,168.05	\$ 17,503.45	1.95%	\$ 77,453.56	\$ 77,788.96	0.43%	\$ 6,320.52
MGS-S Customer 2496	1.38%	\$ 3,217.05	\$ 3,237.58	0.64%	\$ 9,127.91	\$ 9,148.44	0.22%	\$ 1,511.22
MGS-S Customer 2497	4.77%	\$ 1,491.81	\$ 1,541.51	3.33%	\$ 1,978.34	\$ 2,028.04	2.51%	\$ 1,092.29
MGS-S Customer 2498	4.30%	\$ 1,069.93	\$ 1,108.91	3.64%	\$ 1,297.43	\$ 1,336.41	3.00%	\$ 946.06
MGS-S Customer 2499	4.19%	\$ 2,823.66	\$ 2,884.45	2.15%	\$ 9,198.77	\$ 9,259.56	0.66%	\$ 1,513.14
MGS-S Customer 2500	2.94%	\$ 2,725.71	\$ 2,764.73	1.43%	\$ 5,486.66	\$ 5,525.68	0.71%	\$ 1,367.86
MGS-S Customer 2501	3.38%	\$ 2,179.68	\$ 2,222.44	1.96%	\$ 5,658.44	\$ 5,701.20	0.76%	\$ 1,307.18
MGS-S Customer 2502	5.17%	\$ 679.90	\$ 713.27	4.91%	\$ 751.43	\$ 784.80	4.44%	\$ 679.16
MGS-S Customer 2503	6.29%	\$ 12,603.49	\$ 12,880.90	2.20%	\$ 54,698.22	\$ 54,975.63	0.51%	\$ 4,686.50
MGS-S Customer 2504	4.19%	\$ 9,143.11	\$ 9,288.38	1.59%	\$ 29,847.69	\$ 29,992.96	0.49%	\$ 3,613.00
MGS-S Customer 2505	6.08%	\$ 5,884.47	\$ 6,029.81	2.47%	\$ 19,550.40	\$ 19,695.74	0.74%	\$ 2,537.42
MGS-S Customer 2506	4.34%	\$ 1,872.46	\$ 1,917.16	2.39%	\$ 4,774.19	\$ 4,818.89	0.94%	\$ 1,073.52
MGS-S Customer 2507	4.83%	\$ 1,322.94	\$ 1,370.19	3.57%	\$ 2,835.79	\$ 2,883.04	1.67%	\$ 1,026.21
MGS-S Customer 2508	4.02%	\$ 2,145.90	\$ 2,191.28	2.11%	\$ 4,177.85	\$ 4,223.23	1.09%	\$ 1,174.21
MGS-S Customer 2509	3.72%	\$ 5,555.54	\$ 5,643.19	1.58%	\$ 14,605.22	\$ 14,692.87	0.60%	\$ 2,443.56
MGS-S Customer 2510	3.39%	\$ 10,386.06	\$ 10,513.45	1.23%	\$ 34,299.16	\$ 34,426.55	0.37%	\$ 3,883.52
MGS-S Customer 2511	3.95%	\$ 1,858.79	\$ 1,904.35	2.45%	\$ 5,155.53	\$ 5,201.09	0.88%	\$ 1,198.29
MGS-S Customer 2512	5.17%	\$ 842.30	\$ 878.44	4.29%	\$ 1,069.57	\$ 1,105.71	3.38%	\$ 734.75
MGS-S Customer 2513	5.29%	\$ 1,072.03	\$ 1,119.70	4.45%	\$ 1,414.82	\$ 1,462.49	3.37%	\$ 947.90
MGS-S Customer 2514	5.92%	\$ 3,895.92	\$ 4,001.40	2.71%	\$ 10,920.85	\$ 11,026.33	0.97%	\$ 1,888.73
MGS-S Customer 2515	2.84%	\$ 25,926.51	\$ 26,176.26	0.96%	\$ 103,328.72	\$ 103,578.47	0.24%	\$ 9,042.18
MGS-S Customer 2516	3.48%	\$ 5,694.72	\$ 5,772.83	1.37%	\$ 19,888.10	\$ 19,966.21	0.39%	\$ 2,321.18
MGS-S Customer 2517	3.65%	\$ 5,434.46	\$ 5,513.38	1.45%	\$ 18,439.04	\$ 18,517.96	0.43%	\$ 2,239.87

Internal Use

Customer	Distribution % Difference	Delivery 8/24 Prices	Delivery 1/25 Prices	Delivery % Difference	Bundled 8/24 Prices	Bundled 1/25 Prices	Bundled % Difference	Distribution 1/25 Prices
MGS-S Customer 2518	5.16%	\$ 629.64	\$ 662.11	5.16%	\$ 629.64	\$ 662.11	5.16%	\$ 662.11
MGS-S Customer 2519	6.03%	\$ 4,035.56	\$ 4,136.87	2.51%	\$ 14,125.84	\$ 14,227.15	0.72%	\$ 1,782.34
MGS-S Customer 2520	3.98%	\$ 2,804.27	\$ 2,862.69	2.08%	\$ 6,525.49	\$ 6,583.91	0.90%	\$ 1,524.62
MGS-S Customer 2521	4.97%	\$ 2,242.11	\$ 2,305.61	2.83%	\$ 4,683.47	\$ 4,746.97	1.36%	\$ 1,340.65
MGS-S Customer 2522	5.12%	\$ 912.35	\$ 955.88	4.77%	\$ 1,022.04	\$ 1,065.57	4.26%	\$ 893.49
MGS-S Customer 2523	5.60%	\$ 1,965.82	\$ 2,032.09	3.37%	\$ 3,725.94	\$ 3,792.21	1.78%	\$ 1,250.67
MGS-S Customer 2524	4.93%	\$ 1,127.63	\$ 1,173.07	4.03%	\$ 1,474.99	\$ 1,520.43	3.08%	\$ 966.58
MGS-S Customer 2525	4.30%	\$ 2,194.12	\$ 2,242.82	2.22%	\$ 5,903.92	\$ 5,952.62	0.82%	\$ 1,179.78
MGS-S Customer 2526	4.02%	\$ 1,025.70	\$ 1,061.66	3.51%	\$ 1,222.69	\$ 1,258.65	2.94%	\$ 930.34
MGS-S Customer 2527	2.74%	\$ 2,285.03	\$ 2,317.29	1.41%	\$ 5,429.79	\$ 5,462.05	0.59%	\$ 1,211.50
MGS-S Customer 2528	3.95%	\$ 2,009.70	\$ 2,052.21	2.12%	\$ 5,241.76	\$ 5,284.27	0.81%	\$ 1,118.09
MGS-S Customer 2529	5.17%	\$ 819.60	\$ 861.98	5.17%	\$ 819.60	\$ 861.98	5.17%	\$ 861.98
MGS-S Customer 2530	5.65%	\$ 2,502.01	\$ 2,570.92	2.75%	\$ 6,587.96	\$ 6,656.87	1.05%	\$ 1,287.93
MGS-S Customer 2531	5.82%	\$ 2,504.88	\$ 2,575.45	2.82%	\$ 7,599.44	\$ 7,670.01	0.93%	\$ 1,282.18
MGS-S Customer 2532	5.30%	\$ 850.64	\$ 887.79	4.37%	\$ 1,013.58	\$ 1,050.73	3.67%	\$ 738.31
MGS-S Customer 2533	5.56%	\$ 1,830.35	\$ 1,893.92	3.47%	\$ 3,100.96	\$ 3,164.53	2.05%	\$ 1,206.74
MGS-S Customer 2534	4.93%	\$ 1,183.33	\$ 1,229.42	3.89%	\$ 2,293.97	\$ 2,340.06	2.01%	\$ 980.58
MGS-S Customer 2535	5.37%	\$ 1,256.19	\$ 1,307.57	4.09%	\$ 2,166.64	\$ 2,218.02	2.37%	\$ 1,008.32
MGS-S Customer 2536	5.62%	\$ 2,147.13	\$ 2,215.88	3.20%	\$ 7,140.45	\$ 7,209.20	0.96%	\$ 1,291.05
MGS-S Customer 2537	6.02%	\$ 4,846.55	\$ 4,974.00	2.63%	\$ 8,420.72	\$ 8,548.17	1.51%	\$ 2,246.16
MGS-S Customer 2538	6.25%	\$ 10,738.63	\$ 10,979.21	2.24%	\$ 45,337.67	\$ 45,578.25	0.53%	\$ 4,087.21
MGS-S Customer 2539	5.72%	\$ 2,574.09	\$ 2,652.53	3.05%	\$ 6,411.75	\$ 6,490.19	1.22%	\$ 1,448.76
MGS-S Customer 2540	3.85%	\$ 1,700.91	\$ 1,746.11	2.66%	\$ 5,265.94	\$ 5,311.14	0.86%	\$ 1,220.18
MGS-S Customer 2541	6.31%	\$ 13,471.09	\$ 13,770.55	2.22%	\$ 47,864.45	\$ 48,163.91	0.63%	\$ 5,045.21
MGS-S Customer 2542	5.58%	\$ 1,907.61	\$ 1,972.48	3.40%	\$ 4,002.86	\$ 4,067.73	1.62%	\$ 1,227.90
MGS-S Customer 2543	5.47%	\$ 1,528.54	\$ 1,585.86	3.75%	\$ 2,254.34	\$ 2,311.66	2.54%	\$ 1,104.98
MGS-S Customer 2544	5.04%	\$ 1,803.42	\$ 1,861.22	3.21%	\$ 1,803.42	\$ 1,861.22	3.21%	\$ 1,205.11
MGS-S Customer 2545	6.30%	\$ 13,101.55	\$ 13,392.29	2.22%	\$ 49,231.72	\$ 49,522.46	0.59%	\$ 4,903.45
MGS-S Customer 2546	5.66%	\$ 2,247.61	\$ 2,319.78	3.21%	\$ 4,391.20	\$ 4,463.37	1.64%	\$ 1,346.57
MGS-S Customer 2547	5.60%	\$ 1,998.32	\$ 2,064.99	3.34%	\$ 4,434.42	\$ 4,501.09	1.50%	\$ 1,257.22
MGS-S Customer 2548	6.21%	\$ 9,089.65	\$ 9,296.23	2.27%	\$ 40,338.48	\$ 40,545.06	0.51%	\$ 3,533.88
MGS-S Customer 2549	6.10%	\$ 6,328.43	\$ 6,481.37	2.42%	\$ 24,447.22	\$ 24,600.16	0.63%	\$ 2,661.04
MGS-S Customer 2550	5.43%	\$ 1,431.96	\$ 1,486.92	3.84%	\$ 2,784.84	\$ 2,839.80	1.97%	\$ 1,066.69
MGS-S Customer 2551	5.76%	\$ 2,793.47	\$ 2,876.30	2.97%	\$ 7,391.44	\$ 7,474.27	1.12%	\$ 1,520.13
MGS-S Customer 2552	5.17%	\$ 936.28	\$ 978.67	4.53%	\$ 6,655.86	\$ 6,698.25	0.64%	\$ 861.98
MGS-S Customer 2553	5.78%	\$ 2,215.34	\$ 2,281.61	2.99%	\$ 2,914.63	\$ 2,980.90	2.27%	\$ 1,212.21
MGS-S Customer 2554	5.79%	\$ 2,910.40	\$ 2,996.35	2.95%	\$ 6,141.78	\$ 6,227.73	1.40%	\$ 1,570.82
MGS-S Customer 2555	5.44%	\$ 1,459.21	\$ 1,514.80	3.81%	\$ 2,734.39	\$ 2,789.98	2.03%	\$ 1,076.78
MGS-S Customer 2556	5.22%	\$ 922.17	\$ 966.71	4.83%	\$ 1,039.86	\$ 1,084.40	4.28%	\$ 897.05
MGS-S Customer 2557	5.58%	\$ 1,943.90	\$ 2,009.14	3.36%	\$ 4,991.08	\$ 5,056.32	1.31%	\$ 1,233.80

Internal Use

Customer	Distribution % Difference	Delivery 8/24 Prices	Delivery 1/25 Prices	Delivery % Difference	Bundled 8/24 Prices	Bundled 1/25 Prices	Bundled % Difference	Distribution 1/25 Prices
MGS-S Customer 2558	5.40%	\$ 1,328.89	\$ 1,381.71	3.97%	\$ 2,516.89	\$ 2,569.71	2.10%	\$ 1,031.78
MGS-S Customer 2559	5.45%	\$ 1,469.96	\$ 1,525.76	3.80%	\$ 2,790.73	\$ 2,846.53	2.00%	\$ 1,080.22
MGS-S Customer 2560	6.19%	\$ 8,457.10	\$ 8,654.52	2.33%	\$ 29,573.03	\$ 29,770.45	0.67%	\$ 3,384.81
MGS-S Customer 2561	5.35%	\$ 1,215.12	\$ 1,265.73	4.17%	\$ 1,872.25	\$ 1,922.86	2.70%	\$ 995.75
MGS-S Customer 2562	5.18%	\$ 663.01	\$ 696.19	5.00%	\$ 682.21	\$ 715.39	4.86%	\$ 673.65
MGS-S Customer 2563	5.53%	\$ 1,718.84	\$ 1,779.89	3.55%	\$ 3,268.26	\$ 3,329.31	1.87%	\$ 1,165.71
MGS-S Customer 2564	5.60%	\$ 2,014.42	\$ 2,081.23	3.32%	\$ 4,931.23	\$ 4,998.04	1.35%	\$ 1,259.42
MGS-S Customer 2565	4.90%	\$ 2,919.15	\$ 2,994.53	2.58%	\$ 7,786.78	\$ 7,862.16	0.97%	\$ 1,613.91
MGS-S Customer 2566	5.50%	\$ 1,280.63	\$ 1,326.83	3.61%	\$ 1,887.60	\$ 1,933.80	2.45%	\$ 885.66
MGS-S Customer 2567	5.65%	\$ 1,714.05	\$ 1,769.14	3.21%	\$ 3,332.02	\$ 3,387.11	1.65%	\$ 1,030.17
MGS-S Customer 2568	5.79%	\$ 2,301.22	\$ 2,367.77	2.89%	\$ 6,571.14	\$ 6,637.69	1.01%	\$ 1,216.78
MGS-S Customer 2569	5.77%	\$ 2,238.12	\$ 2,303.36	2.91%	\$ 6,392.75	\$ 6,457.99	1.02%	\$ 1,195.51
MGS-S Customer 2570	5.69%	\$ 1,877.54	\$ 1,935.84	3.11%	\$ 4,185.67	\$ 4,243.97	1.39%	\$ 1,082.47
MGS-S Customer 2571	5.75%	\$ 2,111.92	\$ 2,174.88	2.98%	\$ 5,283.88	\$ 5,346.84	1.19%	\$ 1,158.35
MGS-S Customer 2572	5.16%	\$ 818.09	\$ 850.56	3.97%	\$ 10,055.62	\$ 10,088.09	0.32%	\$ 662.11
MGS-S Customer 2573	5.47%	\$ 1,198.35	\$ 1,242.95	3.72%	\$ 1,434.30	\$ 1,478.90	3.11%	\$ 859.51
MGS-S Customer 2574	5.85%	\$ 3,403.57	\$ 3,498.87	2.80%	\$ 9,499.31	\$ 9,594.61	1.00%	\$ 1,723.01
MGS-S Customer 2575	5.66%	\$ 1,763.29	\$ 1,819.49	3.19%	\$ 3,253.29	\$ 3,309.49	1.73%	\$ 1,048.32
MGS-S Customer 2576	6.25%	\$ 10,507.04	\$ 10,744.62	2.26%	\$ 40,581.24	\$ 40,818.82	0.59%	\$ 4,038.45
MGS-S Customer 2577	2.07%	\$ 7,107.72	\$ 7,171.57	0.90%	\$ 17,066.94	\$ 17,130.79	0.37%	\$ 3,150.40
MGS-S Customer 2578	5.29%	\$ 846.59	\$ 883.50	4.36%	\$ 1,367.63	\$ 1,404.54	2.70%	\$ 734.33
MGS-S Customer 2579	5.45%	\$ 1,449.20	\$ 1,504.98	3.85%	\$ 1,782.28	\$ 1,838.06	3.13%	\$ 1,080.01
MGS-S Customer 2580	5.76%	\$ 2,149.33	\$ 2,213.38	2.98%	\$ 4,688.84	\$ 4,752.89	1.37%	\$ 1,175.96
MGS-S Customer 2581	5.42%	\$ 1,417.22	\$ 1,471.56	3.83%	\$ 3,468.60	\$ 3,522.94	1.57%	\$ 1,056.54
MGS-S Customer 2582	5.45%	\$ 1,497.13	\$ 1,553.37	3.76%	\$ 3,141.96	\$ 3,198.20	1.79%	\$ 1,087.42
MGS-S Customer 2583	5.63%	\$ 1,677.04	\$ 1,730.90	3.21%	\$ 4,278.02	\$ 4,331.88	1.26%	\$ 1,010.19
MGS-S Customer 2584	5.98%	\$ 3,503.27	\$ 3,595.40	2.63%	\$ 8,412.72	\$ 8,504.85	1.10%	\$ 1,633.00
MGS-S Customer 2585	5.60%	\$ 1,571.86	\$ 1,623.70	3.30%	\$ 3,626.55	\$ 3,678.39	1.43%	\$ 977.27
MGS-S Customer 2586	5.24%	\$ 751.91	\$ 786.85	4.65%	\$ 1,120.98	\$ 1,155.92	3.12%	\$ 702.28
MGS-S Customer 2587	5.69%	\$ 2,407.29	\$ 2,482.59	3.13%	\$ 5,219.43	\$ 5,294.73	1.44%	\$ 1,397.70
MGS-S Customer 2588	5.59%	\$ 1,950.84	\$ 2,016.52	3.37%	\$ 4,323.07	\$ 4,388.75	1.52%	\$ 1,241.05
MGS-S Customer 2589	5.36%	\$ 1,246.39	\$ 1,297.49	4.10%	\$ 2,315.90	\$ 2,367.00	2.21%	\$ 1,003.75
MGS-S Customer 2590	5.42%	\$ 1,404.80	\$ 1,459.18	3.87%	\$ 2,764.77	\$ 2,819.15	1.97%	\$ 1,057.13
MGS-S Customer 2591	5.39%	\$ 16,036.52	\$ 16,345.75	1.93%	\$ 64,658.00	\$ 64,967.23	0.48%	\$ 6,043.49
MGS-S Customer 2592	5.72%	\$ 2,534.20	\$ 2,611.70	3.06%	\$ 6,574.56	\$ 6,652.06	1.18%	\$ 1,433.35
MGS-S Customer 2593	6.02%	\$ 4,963.47	\$ 5,092.46	2.60%	\$ 10,749.78	\$ 10,878.77	1.20%	\$ 2,271.29
MGS-S Customer 2594	5.46%	\$ 1,498.79	\$ 1,555.29	3.77%	\$ 2,631.26	\$ 2,687.76	2.15%	\$ 1,091.66
MGS-S Customer 2595	5.65%	\$ 1,755.09	\$ 1,810.29	3.15%	\$ 5,113.87	\$ 5,169.07	1.08%	\$ 1,032.10
MGS-S Customer 2596	5.77%	\$ 2,792.64	\$ 2,875.97	2.98%	\$ 6,206.84	\$ 6,290.17	1.34%	\$ 1,528.29
MGS-S Customer 2597	6.02%	\$ 3,903.12	\$ 4,003.02	2.56%	\$ 10,719.86	\$ 10,819.76	0.93%	\$ 1,759.36

Internal Use

Customer	Distribution % Difference	Delivery 8/24 Prices	Delivery 1/25 Prices	Delivery % Difference	Bundled 8/24 Prices	Bundled 1/25 Prices	Bundled % Difference	Distribution 1/25 Prices
MGS-S Customer 2598	5.56%	\$ 1,420.23	\$ 1,469.62	3.48%	\$ 1,621.68	\$ 1,671.07	3.05%	\$ 937.43
MGS-S Customer 2599	5.23%	\$ 942.75	\$ 987.68	4.77%	\$ 1,182.13	\$ 1,227.06	3.80%	\$ 903.39
MGS-S Customer 2600	5.77%	\$ 2,203.95	\$ 2,268.79	2.94%	\$ 5,616.21	\$ 5,681.05	1.15%	\$ 1,188.85
MGS-S Customer 2601	5.74%	\$ 2,648.76	\$ 2,728.39	3.01%	\$ 7,454.69	\$ 7,534.32	1.07%	\$ 1,467.99
MGS-S Customer 2602	5.50%	\$ 1,288.94	\$ 1,334.79	3.56%	\$ 3,108.02	\$ 3,153.87	1.48%	\$ 879.92
MGS-S Customer 2603	5.87%	\$ 3,489.47	\$ 3,586.79	2.79%	\$ 9,193.97	\$ 9,291.29	1.06%	\$ 1,755.88
MGS-S Customer 2604	5.32%	\$ 1,141.29	\$ 1,190.38	4.30%	\$ 1,630.34	\$ 1,679.43	3.01%	\$ 971.10
MGS-S Customer 2605	5.57%	\$ 1,882.59	\$ 1,947.10	3.43%	\$ 3,578.38	\$ 3,642.89	1.80%	\$ 1,221.99
MGS-S Customer 2606	5.62%	\$ 2,066.17	\$ 2,134.39	3.30%	\$ 4,301.40	\$ 4,369.62	1.59%	\$ 1,282.40
MGS-S Customer 2607	6.11%	\$ 6,623.11	\$ 6,782.00	2.40%	\$ 25,636.58	\$ 25,795.47	0.62%	\$ 2,757.81
MGS-S Customer 2608	5.74%	\$ 2,687.21	\$ 2,767.88	3.00%	\$ 6,978.95	\$ 7,059.62	1.16%	\$ 1,485.12
MGS-S Customer 2609	5.37%	\$ 1,248.72	\$ 1,300.04	4.11%	\$ 1,913.16	\$ 1,964.48	2.68%	\$ 1,007.46
MGS-S Customer 2610	5.51%	\$ 1,286.96	\$ 1,333.23	3.60%	\$ 2,054.01	\$ 2,100.28	2.25%	\$ 886.74
MGS-S Customer 2611	5.38%	\$ 1,284.22	\$ 1,336.39	4.06%	\$ 1,741.27	\$ 1,793.44	3.00%	\$ 1,021.37
MGS-S Customer 2612	5.40%	\$ 1,332.26	\$ 1,385.16	3.97%	\$ 2,497.52	\$ 2,550.42	2.12%	\$ 1,033.13
MGS-S Customer 2613	5.22%	\$ 717.40	\$ 751.70	4.78%	\$ 838.29	\$ 872.59	4.09%	\$ 691.97
MGS-S Customer 2614	5.74%	\$ 3,249.79	\$ 3,341.42	2.82%	\$ 7,418.13	\$ 7,509.76	1.24%	\$ 1,689.14
MGS-S Customer 2615	5.73%	\$ 2,621.02	\$ 2,700.04	3.01%	\$ 7,450.83	\$ 7,529.85	1.06%	\$ 1,458.11
MGS-S Customer 2616	5.33%	\$ 907.14	\$ 945.47	4.23%	\$ 1,147.78	\$ 1,186.11	3.34%	\$ 757.53
MGS-S Customer 2617	5.81%	\$ 2,359.94	\$ 2,428.63	2.91%	\$ 4,658.58	\$ 4,727.27	1.47%	\$ 1,251.41
MGS-S Customer 2618	5.79%	\$ 2,307.92	\$ 2,374.94	2.90%	\$ 5,838.78	\$ 5,905.80	1.15%	\$ 1,224.40
MGS-S Customer 2619	5.41%	\$ 1,071.71	\$ 1,113.13	3.86%	\$ 2,348.49	\$ 2,389.91	1.76%	\$ 807.74
MGS-S Customer 2620	5.20%	\$ 879.60	\$ 923.22	4.96%	\$ 1,008.60	\$ 1,052.22	4.32%	\$ 882.07
MGS-S Customer 2621	5.17%	\$ 649.58	\$ 682.47	5.06%	\$ 671.98	\$ 704.87	4.89%	\$ 668.93
MGS-S Customer 2622	5.57%	\$ 1,460.40	\$ 1,510.32	3.42%	\$ 2,420.21	\$ 2,470.13	2.06%	\$ 946.07
MGS-S Customer 2623	5.38%	\$ 1,277.80	\$ 1,329.88	4.08%	\$ 1,653.61	\$ 1,705.69	3.15%	\$ 1,019.70
MGS-S Customer 2624	5.53%	\$ 1,369.60	\$ 1,417.44	3.49%	\$ 2,615.87	\$ 2,663.71	1.83%	\$ 912.24
MGS-S Customer 2625	5.20%	\$ 863.17	\$ 906.48	5.02%	\$ 901.22	\$ 944.53	4.81%	\$ 876.97
MGS-S Customer 2626	5.22%	\$ 909.34	\$ 953.64	4.87%	\$ 931.85	\$ 976.15	4.75%	\$ 893.24
MGS-S Customer 2627	5.58%	\$ 1,916.48	\$ 1,981.73	3.40%	\$ 3,589.30	\$ 3,654.55	1.82%	\$ 1,234.02
MGS-S Customer 2628	5.63%	\$ 1,662.12	\$ 1,715.72	3.22%	\$ 4,118.45	\$ 4,172.05	1.30%	\$ 1,006.00
MGS-S Customer 2629	5.29%	\$ 1,066.17	\$ 1,113.61	4.45%	\$ 1,625.15	\$ 1,672.59	2.92%	\$ 944.31
MGS-S Customer 2630	5.31%	\$ 1,112.76	\$ 1,161.33	4.36%	\$ 1,391.68	\$ 1,440.25	3.49%	\$ 962.62
MGS-S Customer 2631	5.53%	\$ 1,740.23	\$ 1,801.52	3.52%	\$ 3,796.98	\$ 3,858.27	1.61%	\$ 1,169.58
MGS-S Customer 2632	3.43%	\$ 8,563.43	\$ 8,672.05	1.27%	\$ 28,966.35	\$ 29,074.97	0.37%	\$ 3,274.75
MGS-S Customer 2633	5.53%	\$ 1,748.23	\$ 1,809.71	3.52%	\$ 3,745.56	\$ 3,807.04	1.64%	\$ 1,172.80
MGS-S Customer 2634	5.53%	\$ 1,739.01	\$ 1,800.22	3.52%	\$ 3,916.19	\$ 3,977.40	1.56%	\$ 1,168.29
MGS-S Customer 2635	5.57%	\$ 1,851.78	\$ 1,915.73	3.45%	\$ 3,300.64	\$ 3,364.59	1.94%	\$ 1,212.97
MGS-S Customer 2636	5.41%	\$ 1,377.45	\$ 1,431.08	3.89%	\$ 3,095.98	\$ 3,149.61	1.73%	\$ 1,044.99
MGS-S Customer 2637	4.83%	\$ 1,315.35	\$ 1,363.63	3.67%	\$ 2,654.52	\$ 2,702.80	1.82%	\$ 1,047.50

Customer	Distribution % Difference	Delivery 8/24 Prices	Delivery 1/25 Prices	Delivery % Difference	Bundled 8/24 Prices	Bundled 1/25 Prices	Bundled % Difference	Distribution 1/25 Prices
MGS-S Customer 2638	5.59%	\$ 1,933.45	\$ 1,999.53	3.42%	\$ 2,558.36	\$ 2,624.44	2.58%	\$ 1,247.44
MGS-S Customer 2639	5.28%	\$ 812.26	\$ 848.58	4.47%	\$ 989.03	\$ 1,025.35	3.67%	\$ 724.78
MGS-S Customer 2640	5.50%	\$ 1,275.89	\$ 1,321.72	3.59%	\$ 2,492.68	\$ 2,538.51	1.84%	\$ 879.65
MGS-S Customer 2641	5.30%	\$ 1,094.11	\$ 1,142.23	4.40%	\$ 1,481.46	\$ 1,529.58	3.25%	\$ 955.32
MGS-S Customer 2642	5.26%	\$ 1,001.50	\$ 1,047.47	4.59%	\$ 1,752.10	\$ 1,798.07	2.62%	\$ 920.30
MGS-S Customer 2643	5.17%	\$ 819.60	\$ 861.98	5.17%	\$ 819.60	\$ 861.98	5.17%	\$ 861.98
MGS-S Customer 2644	5.17%	\$ 819.60	\$ 861.98	5.17%	\$ 819.60	\$ 861.98	5.17%	\$ 861.98
MGS-S Customer 2645	5.23%	\$ 926.71	\$ 971.34	4.82%	\$ 1,063.83	\$ 1,108.46	4.20%	\$ 898.50
MGS-S Customer 2646	5.46%	\$ 1,186.96	\$ 1,230.98	3.71%	\$ 2,187.91	\$ 2,231.93	2.01%	\$ 850.06
MGS-S Customer 2647	5.33%	\$ 1,168.52	\$ 1,218.15	4.25%	\$ 1,759.26	\$ 1,808.89	2.82%	\$ 979.91
MGS-S Customer 2648	5.16%	\$ 629.64	\$ 662.11	5.16%	\$ 629.64	\$ 662.11	5.16%	\$ 662.11
MGS-S Customer 2649	5.43%	\$ 1,118.34	\$ 1,160.91	3.81%	\$ 2,064.44	\$ 2,107.01	2.06%	\$ 826.43
MGS-S Customer 2650	5.64%	\$ 2,159.12	\$ 2,228.93	3.23%	\$ 5,341.59	\$ 5,411.40	1.31%	\$ 1,308.18
MGS-S Customer 2651	5.46%	\$ 1,490.28	\$ 1,546.89	3.80%	\$ 1,949.73	\$ 2,006.34	2.90%	\$ 1,093.49
MGS-S Customer 2652	5.51%	\$ 1,305.63	\$ 1,352.35	3.58%	\$ 1,972.70	\$ 2,019.42	2.37%	\$ 893.98
MGS-S Customer 2653	5.48%	\$ 1,579.43	\$ 1,637.58	3.68%	\$ 2,882.04	\$ 2,940.19	2.02%	\$ 1,118.67
MGS-S Customer 2654	5.42%	\$ 1,384.37	\$ 1,438.31	3.90%	\$ 2,735.65	\$ 2,789.59	1.97%	\$ 1,050.04
MGS-S Customer 2655	5.32%	\$ 1,142.56	\$ 1,191.60	4.29%	\$ 1,814.43	\$ 1,863.47	2.70%	\$ 970.24
MGS-S Customer 2656	5.48%	\$ 1,561.25	\$ 1,619.24	3.71%	\$ 2,348.76	\$ 2,406.75	2.47%	\$ 1,115.99
MGS-S Customer 2657	5.33%	\$ 929.62	\$ 968.18	4.15%	\$ 1,760.89	\$ 1,799.45	2.19%	\$ 761.18
MGS-S Customer 2658	5.17%	\$ 644.41	\$ 677.19	5.09%	\$ 654.01	\$ 686.79	5.01%	\$ 667.21
MGS-S Customer 2659	5.16%	\$ 639.83	\$ 672.51	5.11%	\$ 650.57	\$ 683.25	5.02%	\$ 665.60
MGS-S Customer 2660	5.21%	\$ 709.58	\$ 743.69	4.81%	\$ 891.03	\$ 925.14	3.83%	\$ 688.80
MGS-S Customer 2661	5.29%	\$ 1,061.60	\$ 1,109.15	4.48%	\$ 1,163.64	\$ 1,211.19	4.09%	\$ 945.97
MGS-S Customer 2662	5.17%	\$ 654.55	\$ 687.54	5.04%	\$ 672.26	\$ 705.25	4.91%	\$ 670.70
MGS-S Customer 2663	5.49%	\$ 1,262.64	\$ 1,308.12	3.60%	\$ 2,626.95	\$ 2,672.43	1.73%	\$ 873.95
MGS-S Customer 2664	5.49%	\$ 1,249.03	\$ 1,294.30	3.62%	\$ 2,442.74	\$ 2,488.01	1.85%	\$ 870.41
MGS-S Customer 2665	5.23%	\$ 743.41	\$ 778.31	4.69%	\$ 770.95	\$ 805.85	4.53%	\$ 701.74
MGS-S Customer 2666	5.86%	\$ 3,387.31	\$ 3,483.32	2.83%	\$ 7,062.03	\$ 7,158.04	1.36%	\$ 1,734.61
MGS-S Customer 2667	5.27%	\$ 1,027.07	\$ 1,073.73	4.54%	\$ 1,459.22	\$ 1,505.88	3.20%	\$ 931.53
MGS-S Customer 2668	5.34%	\$ 1,169.03	\$ 1,218.80	4.26%	\$ 1,484.28	\$ 1,534.05	3.35%	\$ 982.06
MGS-S Customer 2669	5.35%	\$ 1,220.47	\$ 1,271.07	4.15%	\$ 2,147.03	\$ 2,197.63	2.36%	\$ 995.70
MGS-S Customer 2670	5.49%	\$ 1,239.33	\$ 1,284.60	3.65%	\$ 1,957.48	\$ 2,002.75	2.31%	\$ 870.41
MGS-S Customer 2671	5.52%	\$ 1,334.52	\$ 1,381.55	3.52%	\$ 2,695.74	\$ 2,742.77	1.74%	\$ 899.14
MGS-S Customer 2672	5.29%	\$ 1,056.88	\$ 1,104.22	4.48%	\$ 1,393.73	\$ 1,441.07	3.40%	\$ 942.64
MGS-S Customer 2673	5.35%	\$ 1,204.20	\$ 1,254.48	4.18%	\$ 2,070.20	\$ 2,120.48	2.43%	\$ 990.44
MGS-S Customer 2674	5.38%	\$ 1,015.58	\$ 1,056.09	3.99%	\$ 1,616.49	\$ 1,657.00	2.51%	\$ 792.92
MGS-S Customer 2675	5.59%	\$ 1,954.44	\$ 2,020.52	3.38%	\$ 3,592.98	\$ 3,659.06	1.84%	\$ 1,247.55
MGS-S Customer 2676	5.32%	\$ 1,136.39	\$ 1,185.40	4.31%	\$ 1,566.02	\$ 1,615.03	3.13%	\$ 969.81
MGS-S Customer 2677	5.49%	\$ 1,258.62	\$ 1,304.02	3.61%	\$ 2,614.02	\$ 2,659.42	1.74%	\$ 872.61

Internal Use

Customer	Distribution % Difference	Delivery 8/24 Prices	Delivery 1/25 Prices	Delivery % Difference	Bundled 8/24 Prices	Bundled 1/25 Prices	Bundled % Difference	Distribution 1/25 Prices
MGS-S Customer 2678	5.20%	\$ 868.74	\$ 912.14	5.00%	\$ 961.41	\$ 1,004.81	4.51%	\$ 878.52
MGS-S Customer 2679	5.38%	\$ 998.64	\$ 1,039.03	4.04%	\$ 1,039.77	\$ 1,080.16	3.88%	\$ 790.99
MGS-S Customer 2680	5.17%	\$ 819.60	\$ 861.98	5.17%	\$ 819.60	\$ 861.98	5.17%	\$ 861.98
MGS-S Customer 2681	5.37%	\$ 1,239.53	\$ 1,290.77	4.13%	\$ 1,641.74	\$ 1,692.98	3.12%	\$ 1,006.12
MGS-S Customer 2682	5.20%	\$ 692.47	\$ 726.24	4.88%	\$ 809.70	\$ 843.47	4.17%	\$ 683.27
MGS-S Customer 2683	5.51%	\$ 1,312.75	\$ 1,359.47	3.56%	\$ 2,313.70	\$ 2,360.42	2.02%	\$ 894.09
MGS-S Customer 2684	5.19%	\$ 865.43	\$ 908.77	5.01%	\$ 938.67	\$ 982.01	4.62%	\$ 877.50
MGS-S Customer 2685	5.54%	\$ 1,375.01	\$ 1,422.85	3.48%	\$ 2,901.57	\$ 2,949.41	1.65%	\$ 912.14
MGS-S Customer 2686	5.39%	\$ 1,329.35	\$ 1,382.03	3.96%	\$ 2,855.91	\$ 2,908.59	1.84%	\$ 1,029.53
MGS-S Customer 2687	5.46%	\$ 1,172.22	\$ 1,216.36	3.77%	\$ 1,172.22	\$ 1,216.36	3.77%	\$ 852.05
MGS-S Customer 2688	5.35%	\$ 1,195.12	\$ 1,245.59	4.22%	\$ 1,195.12	\$ 1,245.59	4.22%	\$ 993.44
MGS-S Customer 2689	5.38%	\$ 1,274.71	\$ 1,326.57	4.07%	\$ 1,987.72	\$ 2,039.58	2.61%	\$ 1,016.21
MGS-S Customer 2690	5.54%	\$ 1,381.88	\$ 1,429.95	3.48%	\$ 2,703.68	\$ 2,751.75	1.78%	\$ 916.00
MGS-S Customer 2691	5.16%	\$ 629.64	\$ 662.11	5.16%	\$ 629.64	\$ 662.11	5.16%	\$ 662.11
MGS-S Customer 2692	5.80%	\$ 2,348.27	\$ 2,415.84	2.88%	\$ 6,616.36	\$ 6,683.93	1.02%	\$ 1,233.26
MGS-S Customer 2693	5.24%	\$ 965.75	\$ 1,011.07	4.69%	\$ 1,437.32	\$ 1,482.64	3.15%	\$ 909.78
MGS-S Customer 2694	5.81%	\$ 3,067.67	\$ 3,156.89	2.91%	\$ 6,564.14	\$ 6,653.36	1.36%	\$ 1,623.99
MGS-S Customer 2695	5.18%	\$ 834.33	\$ 877.03	5.12%	\$ 834.33	\$ 877.03	5.12%	\$ 867.14
MGS-S Customer 2696	5.38%	\$ 1,008.97	\$ 1,049.36	4.00%	\$ 1,549.09	\$ 1,589.48	2.61%	\$ 791.04
MGS-S Customer 2697	5.20%	\$ 871.59	\$ 915.06	4.99%	\$ 953.86	\$ 997.33	4.56%	\$ 879.60
MGS-S Customer 2698	5.49%	\$ 1,603.42	\$ 1,662.04	3.66%	\$ 3,029.43	\$ 3,088.05	1.94%	\$ 1,126.19
MGS-S Customer 2699	5.17%	\$ 645.11	\$ 677.90	5.08%	\$ 673.90	\$ 706.69	4.87%	\$ 667.32
MGS-S Customer 2700	5.38%	\$ 1,006.70	\$ 1,047.05	4.01%	\$ 1,518.14	\$ 1,558.49	2.66%	\$ 790.45
MGS-S Customer 2701	5.21%	\$ 3,123.51	\$ 3,207.07	2.68%	\$ 5,728.72	\$ 5,812.28	1.46%	\$ 1,687.21
MGS-S Customer 2702	5.24%	\$ 948.55	\$ 993.64	4.75%	\$ 1,103.61	\$ 1,148.70	4.09%	\$ 906.02
MGS-S Customer 2703	5.41%	\$ 1,364.08	\$ 1,417.82	3.94%	\$ 2,186.78	\$ 2,240.52	2.46%	\$ 1,046.71
MGS-S Customer 2704	5.58%	\$ 1,493.64	\$ 1,543.94	3.37%	\$ 3,195.37	\$ 3,245.67	1.57%	\$ 952.41
MGS-S Customer 2705	5.22%	\$ 920.49	\$ 964.92	4.83%	\$ 1,203.86	\$ 1,248.29	3.69%	\$ 895.28
MGS-S Customer 2706	5.25%	\$ 981.88	\$ 1,027.68	4.66%	\$ 1,146.42	\$ 1,192.22	4.00%	\$ 917.62
MGS-S Customer 2707	5.23%	\$ 734.35	\$ 769.05	4.73%	\$ 784.05	\$ 818.75	4.43%	\$ 698.41
MGS-S Customer 2708	5.38%	\$ 1,279.60	\$ 1,331.70	4.07%	\$ 1,690.95	\$ 1,743.05	3.08%	\$ 1,020.08
MGS-S Customer 2709	5.28%	\$ 1,039.23	\$ 1,086.14	4.51%	\$ 1,495.83	\$ 1,542.74	3.14%	\$ 935.61
MGS-S Customer 2710	5.48%	\$ 1,565.86	\$ 1,623.94	3.71%	\$ 2,383.99	\$ 2,442.07	2.44%	\$ 1,117.38
MGS-S Customer 2711	5.17%	\$ 819.60	\$ 861.98	5.17%	\$ 819.60	\$ 861.98	5.17%	\$ 861.98
MGS-S Customer 2712	5.20%	\$ 686.20	\$ 719.86	4.91%	\$ 736.70	\$ 770.36	4.57%	\$ 681.55
MGS-S Customer 2713	5.25%	\$ 767.09	\$ 802.44	4.61%	\$ 925.12	\$ 960.47	3.82%	\$ 709.10
MGS-S Customer 2714	5.60%	\$ 1,960.88	\$ 2,027.13	3.38%	\$ 3,524.01	\$ 3,590.26	1.88%	\$ 1,250.34
MGS-S Customer 2715	5.76%	\$ 2,693.55	\$ 2,776.02	3.06%	\$ 3,205.45	\$ 3,287.92	2.57%	\$ 1,514.33
MGS-S Customer 2716	5.68%	\$ 2,382.75	\$ 2,456.29	3.09%	\$ 8,022.80	\$ 8,096.34	0.92%	\$ 1,368.91
MGS-S Customer 2717	6.05%	\$ 5,354.66	\$ 5,492.96	2.58%	\$ 9,111.65	\$ 9,249.95	1.52%	\$ 2,422.72

Customer	Distribution % Difference	Delivery 8/24 Prices	Delivery 1/25 Prices	Delivery % Difference	Bundled 8/24 Prices	Bundled 1/25 Prices	Bundled % Difference	Distribution 1/25 Prices
MGS-S Customer 2718	5.20%	\$ 690.33	\$ 724.09	4.89%	\$ 717.75	\$ 751.51	4.70%	\$ 683.16
MGS-S Customer 2719	5.42%	\$ 1,372.34	\$ 1,426.40	3.94%	\$ 1,855.33	\$ 1,909.39	2.91%	\$ 1,052.03
MGS-S Customer 2720	5.33%	\$ 908.18	\$ 946.29	4.20%	\$ 1,703.57	\$ 1,741.68	2.24%	\$ 753.94
MGS-S Customer 2721	5.17%	\$ 651.50	\$ 684.44	5.06%	\$ 655.38	\$ 688.32	5.03%	\$ 669.73
MGS-S Customer 2722	5.21%	\$ 709.52	\$ 743.69	4.82%	\$ 745.06	\$ 779.23	4.59%	\$ 689.82
MGS-S Customer 2723	5.18%	\$ 667.75	\$ 701.00	4.98%	\$ 746.13	\$ 779.38	4.46%	\$ 674.89
MGS-S Customer 2724	5.29%	\$ 1,075.21	\$ 1,122.81	4.43%	\$ 1,724.23	\$ 1,771.83	2.76%	\$ 946.83
MGS-S Customer 2725	5.38%	\$ 1,272.56	\$ 1,324.58	4.09%	\$ 1,519.37	\$ 1,571.39	3.42%	\$ 1,018.79
MGS-S Customer 2726	5.50%	\$ 1,614.74	\$ 1,673.76	3.66%	\$ 2,693.39	\$ 2,752.41	2.19%	\$ 1,132.63
MGS-S Customer 2727	5.38%	\$ 1,282.51	\$ 1,334.51	4.05%	\$ 2,077.21	\$ 2,129.21	2.50%	\$ 1,018.36
MGS-S Customer 2728	5.28%	\$ 1,027.24	\$ 1,074.00	4.55%	\$ 1,219.43	\$ 1,266.19	3.83%	\$ 933.30
MGS-S Customer 2729	5.16%	\$ 629.64	\$ 662.11	5.16%	\$ 629.64	\$ 662.11	5.16%	\$ 662.11
MGS-S Customer 2730	5.17%	\$ 654.56	\$ 687.55	5.04%	\$ 672.84	\$ 705.83	4.90%	\$ 670.70
MGS-S Customer 2731	5.16%	\$ 629.64	\$ 662.11	5.16%	\$ 629.64	\$ 662.11	5.16%	\$ 662.11
MGS-S Customer 2732	5.26%	\$ 991.61	\$ 1,037.56	4.63%	\$ 1,302.41	\$ 1,348.36	3.53%	\$ 919.98
MGS-S Customer 2733	5.21%	\$ 890.37	\$ 934.24	4.93%	\$ 990.92	\$ 1,034.79	4.43%	\$ 886.04
MGS-S Customer 2734	3.58%	\$ 5,423.15	\$ 5,505.24	1.51%	\$ 17,530.53	\$ 17,612.62	0.47%	\$ 2,375.07
MGS-S Customer 2735	4.91%	\$ 3,739.34	\$ 3,824.79	2.29%	\$ 11,423.23	\$ 11,508.68	0.75%	\$ 1,825.58
MGS-S Customer 2736	4.08%	\$ 5,482.99	\$ 5,578.05	1.73%	\$ 13,821.84	\$ 13,916.90	0.69%	\$ 2,425.16
MGS-S Customer 2737	3.69%	\$ 2,744.17	\$ 2,793.60	1.80%	\$ 3,484.26	\$ 3,533.69	1.42%	\$ 1,390.78
MGS-S Customer 2738	4.69%	\$ 10,236.67	\$ 10,423.09	1.82%	\$ 15,986.42	\$ 16,172.84	1.17%	\$ 4,163.70
MGS-S Customer 2739	3.62%	\$ 21,362.15	\$ 21,625.44	1.23%	\$ 88,960.54	\$ 89,223.83	0.30%	\$ 7,527.98
MGS-S Customer 2740	4.04%	\$ 3,966.65	\$ 4,041.00	1.87%	\$ 10,054.62	\$ 10,128.97	0.74%	\$ 1,912.84
MGS-S Customer 2741	2.99%	\$ 7,118.63	\$ 7,199.14	1.13%	\$ 27,343.41	\$ 27,423.92	0.29%	\$ 2,770.89
MGS-S Customer 2742	3.93%	\$ 4,945.56	\$ 5,024.89	1.60%	\$ 14,174.75	\$ 14,254.08	0.56%	\$ 2,097.74
MGS-S Customer 2743	3.59%	\$ 8,275.02	\$ 8,390.01	1.39%	\$ 27,533.02	\$ 27,648.01	0.42%	\$ 3,316.73
MGS-S Customer 2744	3.71%	\$ 19,095.12	\$ 19,338.48	1.27%	\$ 78,544.22	\$ 78,787.58	0.31%	\$ 6,798.18
MGS-S Customer 2745	4.01%	\$ 4,960.49	\$ 5,040.44	1.61%	\$ 18,682.53	\$ 18,762.48	0.43%	\$ 2,071.39
MGS-S Customer 2746	3.58%	\$ 13,370.68	\$ 13,536.01	1.24%	\$ 56,887.65	\$ 57,052.98	0.29%	\$ 4,784.41
MGS-S Customer 2747	3.84%	\$ 4,764.75	\$ 4,840.54	1.59%	\$ 11,595.20	\$ 11,670.99	0.65%	\$ 2,051.42
MGS-S Customer 2748	5.59%	\$ 1,545.45	\$ 1,596.90	3.33%	\$ 3,177.59	\$ 3,229.04	1.62%	\$ 971.04
MGS-S Customer 2749	5.17%	\$ 868.16	\$ 910.55	4.88%	\$ 3,248.61	\$ 3,291.00	1.30%	\$ 861.98
MGS-S Customer 2750	4.20%	\$ 4,665.08	\$ 4,748.88	1.80%	\$ 21,440.47	\$ 21,524.27	0.39%	\$ 2,080.82
MGS-S Customer 2751	3.17%	\$ 3,683.54	\$ 3,735.88	1.42%	\$ 6,366.91	\$ 6,419.25	0.82%	\$ 1,702.10
MGS-S Customer 2752	5.66%	\$ 2,251.17	\$ 2,322.98	3.19%	\$ 5,373.65	\$ 5,445.46	1.34%	\$ 1,340.83
MGS-S Customer 2753	2.83%	\$ 46,584.16	\$ 47,019.26	0.93%	\$ 182,041.45	\$ 182,476.55	0.24%	\$ 15,797.00
MGS-S Customer 2754	5.35%	\$ 1,193.03	\$ 1,243.18	4.20%	\$ 1,804.80	\$ 1,854.95	2.78%	\$ 988.34
MGS-S Customer 2755	3.93%	\$ 2,919.53	\$ 2,973.17	1.84%	\$ 8,290.38	\$ 8,344.02	0.65%	\$ 1,419.65
MGS-S Customer 2756	4.29%	\$ 3,987.17	\$ 4,060.18	1.83%	\$ 11,761.10	\$ 11,834.11	0.62%	\$ 1,775.67
MGS-S Customer 2757	3.51%	\$ 17,012.04	\$ 17,214.48	1.19%	\$ 71,867.74	\$ 72,070.18	0.28%	\$ 5,970.10

Customer	Distribution % Difference	Delivery 8/24 Prices	Delivery 1/25 Prices	Delivery % Difference	Bundled 8/24 Prices	Bundled 1/25 Prices	Bundled % Difference	Distribution 1/25 Prices
MGS-S Customer 2758	4.51%	\$ 6,486.41	\$ 6,605.74	1.84%	\$ 16,217.10	\$ 16,336.43	0.74%	\$ 2,767.21
MGS-S Customer 2759	3.19%	\$ 31,394.98	\$ 31,728.62	1.06%	\$ 128,546.52	\$ 128,880.16	0.26%	\$ 10,799.65
MGS-S Customer 2760	3.34%	\$ 13,715.63	\$ 13,879.30	1.19%	\$ 52,958.34	\$ 53,122.01	0.31%	\$ 5,065.34
MGS-S Customer 2761	4.52%	\$ 4,152.86	\$ 4,238.34	2.06%	\$ 10,623.61	\$ 10,709.09	0.80%	\$ 1,976.91
MGS-S Customer 2762	4.19%	\$ 11,027.31	\$ 11,196.74	1.54%	\$ 39,808.04	\$ 39,977.47	0.43%	\$ 4,212.07
MGS-S Customer 2763	4.24%	\$ 4,563.94	\$ 4,644.56	1.77%	\$ 11,795.69	\$ 11,876.31	0.68%	\$ 1,980.33
MGS-S Customer 2764	4.04%	\$ 4,728.97	\$ 4,808.81	1.69%	\$ 9,355.16	\$ 9,435.00	0.85%	\$ 2,055.49
MGS-S Customer 2765	4.32%	\$ 4,429.06	\$ 4,510.82	1.85%	\$ 5,933.00	\$ 6,014.76	1.38%	\$ 1,974.36
MGS-S Customer 2766	3.63%	\$ 4,897.24	\$ 4,975.00	1.59%	\$ 12,781.43	\$ 12,859.19	0.61%	\$ 2,222.26
MGS-S Customer 2767	4.17%	\$ 6,288.02	\$ 6,395.20	1.70%	\$ 18,418.25	\$ 18,525.43	0.58%	\$ 2,679.11
MGS-S Customer 2768	3.94%	\$ 9,267.13	\$ 9,404.58	1.48%	\$ 33,929.80	\$ 34,067.25	0.41%	\$ 3,626.20
MGS-S Customer 2769	5.89%	\$ 3,647.87	\$ 3,748.73	2.76%	\$ 9,041.12	\$ 9,141.98	1.12%	\$ 1,813.55
MGS-S Customer 2770	6.02%	\$ 4,978.91	\$ 5,107.91	2.59%	\$ 11,491.94	\$ 11,620.94	1.12%	\$ 2,271.50
MGS-S Customer 2771	4.14%	\$ 4,069.79	\$ 4,146.86	1.89%	\$ 11,592.91	\$ 11,669.98	0.66%	\$ 1,938.95
MGS-S Customer 2772	3.11%	\$ 11,375.84	\$ 11,509.22	1.17%	\$ 40,718.75	\$ 40,852.13	0.33%	\$ 4,419.56
MGS-S Customer 2773	4.78%	\$ 4,762.54	\$ 4,862.04	2.09%	\$ 12,523.33	\$ 12,622.83	0.79%	\$ 2,181.45
MGS-S Customer 2774	3.88%	\$ 8,394.42	\$ 8,520.66	1.50%	\$ 25,021.95	\$ 25,148.19	0.50%	\$ 3,378.98
MGS-S Customer 2775	3.88%	\$ 4,945.03	\$ 5,023.11	1.58%	\$ 15,316.97	\$ 15,395.05	0.51%	\$ 2,089.23
MGS-S Customer 2776	2.76%	\$ 20,729.48	\$ 20,930.59	0.97%	\$ 59,615.69	\$ 59,816.80	0.34%	\$ 7,497.97
MGS-S Customer 2777	2.54%	\$ 5,968.34	\$ 6,032.75	1.08%	\$ 12,399.10	\$ 12,463.51	0.52%	\$ 2,599.38
MGS-S Customer 2778	3.95%	\$ 22,681.86	\$ 22,991.72	1.37%	\$ 67,980.55	\$ 68,290.41	0.46%	\$ 8,151.08
MGS-S Customer 2779	4.50%	\$ 2,302.96	\$ 2,354.22	2.23%	\$ 9,932.00	\$ 9,983.26	0.52%	\$ 1,190.32
MGS-S Customer 2780	3.71%	\$ 4,614.05	\$ 4,689.18	1.63%	\$ 15,583.36	\$ 15,658.49	0.48%	\$ 2,102.17
MGS-S Customer 2781	3.81%	\$ 3,793.29	\$ 3,861.85	1.81%	\$ 7,593.01	\$ 7,661.57	0.90%	\$ 1,867.81
MGS-S Customer 2782	3.72%	\$ 3,849.69	\$ 3,916.71	1.74%	\$ 10,193.61	\$ 10,260.63	0.66%	\$ 1,869.02
MGS-S Customer 2783	5.38%	\$ 3,521.06	\$ 3,605.12	2.39%	\$ 6,950.68	\$ 7,034.74	1.21%	\$ 1,647.78
MGS-S Customer 2784	3.55%	\$ 7,600.48	\$ 7,702.00	1.34%	\$ 25,114.81	\$ 25,216.33	0.40%	\$ 2,961.02
MGS-S Customer 2785	3.49%	\$ 14,191.24	\$ 14,365.97	1.23%	\$ 41,388.85	\$ 41,563.58	0.42%	\$ 5,184.78
MGS-S Customer 2786	3.43%	\$ 9,692.16	\$ 9,815.92	1.28%	\$ 39,894.33	\$ 40,018.09	0.31%	\$ 3,730.90
MGS-S Customer 2787	3.62%	\$ 21,004.41	\$ 21,268.89	1.26%	\$ 66,261.96	\$ 66,526.44	0.40%	\$ 7,562.09
MGS-S Customer 2788	4.56%	\$ 8,434.87	\$ 8,578.81	1.71%	\$ 19,596.14	\$ 19,740.08	0.73%	\$ 3,303.30
MGS-S Customer 2789	3.93%	\$ 7,202.92	\$ 7,313.83	1.54%	\$ 28,353.70	\$ 28,464.61	0.39%	\$ 2,932.30
MGS-S Customer 2790	4.11%	\$ 12,172.49	\$ 12,358.62	1.53%	\$ 26,867.03	\$ 27,053.16	0.69%	\$ 4,710.42
MGS-S Customer 2791	3.64%	\$ 3,756.35	\$ 3,821.48	1.73%	\$ 7,712.50	\$ 7,777.63	0.84%	\$ 1,853.19
MGS-S Customer 2792	4.10%	\$ 7,879.69	\$ 8,002.13	1.55%	\$ 37,088.80	\$ 37,211.24	0.33%	\$ 3,111.78
MGS-S Customer 2793	5.42%	\$ 7,994.16	\$ 8,156.70	2.03%	\$ 18,424.03	\$ 18,586.57	0.88%	\$ 3,160.41
MGS-S Customer 2794	2.14%	\$ 22,285.95	\$ 22,454.01	0.75%	\$ 87,649.34	\$ 87,817.40	0.19%	\$ 8,033.81
MGS-S Customer 2795	3.77%	\$ 3,831.51	\$ 3,899.31	1.77%	\$ 9,907.82	\$ 9,975.62	0.68%	\$ 1,864.80
MGS-S Customer 2796	3.52%	\$ 13,145.35	\$ 13,311.06	1.26%	\$ 51,080.89	\$ 51,246.60	0.32%	\$ 4,878.09
MGS-S Customer 2797	3.77%	\$ 3,910.19	\$ 3,973.98	1.63%	\$ 10,589.70	\$ 10,653.49	0.60%	\$ 1,754.75

Internal Use

Customer	Distribution % Difference	Delivery 8/24 Prices	Delivery 1/25 Prices	Delivery % Difference	Bundled 8/24 Prices	Bundled 1/25 Prices	Bundled % Difference	Distribution 1/25 Prices
MGS-S Customer 2798	3.89%	\$ 4,432.55	\$ 4,503.53	1.60%	\$ 16,800.68	\$ 16,871.66	0.42%	\$ 1,896.64
MGS-S Customer 2799	4.81%	\$ 4,153.00	\$ 4,238.15	2.05%	\$ 9,272.81	\$ 9,357.96	0.92%	\$ 1,854.32
MGS-S Customer 2800	3.40%	\$ 5,536.10	\$ 5,610.68	1.35%	\$ 19,151.76	\$ 19,226.34	0.39%	\$ 2,269.69
MGS-S Customer 2801	4.53%	\$ 12,059.89	\$ 12,255.27	1.62%	\$ 30,799.13	\$ 30,994.51	0.63%	\$ 4,513.02
MGS-S Customer 2802	4.11%	\$ 4,574.33	\$ 4,652.23	1.70%	\$ 12,966.65	\$ 13,044.55	0.60%	\$ 1,975.14
MGS-S Customer 2803	4.21%	\$ 24,777.90	\$ 25,136.71	1.45%	\$ 71,040.97	\$ 71,399.78	0.51%	\$ 8,878.89
MGS-S Customer 2804	4.23%	\$ 2,988.40	\$ 3,046.57	1.95%	\$ 10,032.64	\$ 10,090.81	0.58%	\$ 1,432.65
MGS-S Customer 2805	2.79%	\$ 27,721.65	\$ 27,996.70	0.99%	\$ 92,257.77	\$ 92,532.82	0.30%	\$ 10,124.35
MGS-S Customer 2806	4.02%	\$ 2,606.30	\$ 2,657.00	1.95%	\$ 7,913.39	\$ 7,964.09	0.64%	\$ 1,311.29
MGS-S Customer 2807	2.77%	\$ 4,827.61	\$ 4,883.52	1.16%	\$ 10,357.97	\$ 10,413.88	0.54%	\$ 2,077.87
MGS-S Customer 2808	4.05%	\$ 3,603.66	\$ 3,668.00	1.79%	\$ 9,540.69	\$ 9,605.03	0.67%	\$ 1,654.26
MGS-S Customer 2809	3.29%	\$ 6,491.01	\$ 6,575.21	1.30%	\$ 14,558.02	\$ 14,642.22	0.58%	\$ 2,640.63
MGS-S Customer 2810	4.74%	\$ 5,744.56	\$ 5,857.55	1.97%	\$ 17,454.30	\$ 17,567.29	0.65%	\$ 2,495.71
MGS-S Customer 2811	4.35%	\$ 5,711.10	\$ 5,812.99	1.78%	\$ 23,015.30	\$ 23,117.19	0.44%	\$ 2,442.29
MGS-S Customer 2812	3.52%	\$ 2,835.76	\$ 2,887.84	1.84%	\$ 6,944.68	\$ 6,996.76	0.75%	\$ 1,531.35
MGS-S Customer 2813	2.82%	\$ 4,007.79	\$ 4,059.27	1.28%	\$ 16,587.19	\$ 16,638.67	0.31%	\$ 1,876.24
MGS-S Customer 2814	4.95%	\$ 3,645.07	\$ 3,730.63	2.35%	\$ 8,248.64	\$ 8,334.20	1.04%	\$ 1,814.75
MGS-S Customer 2815	2.69%	\$ 2,292.83	\$ 2,324.97	1.40%	\$ 3,453.18	\$ 3,485.32	0.93%	\$ 1,228.14
MGS-S Customer 2816	1.81%	\$ 2,728.40	\$ 2,752.67	0.89%	\$ 5,370.98	\$ 5,395.25	0.45%	\$ 1,366.35
MGS-S Customer 2817	3.33%	\$ 8,219.50	\$ 8,327.07	1.31%	\$ 21,963.71	\$ 22,071.28	0.49%	\$ 3,334.75
MGS-S Customer 2818	3.60%	\$ 38,855.90	\$ 39,323.11	1.20%	\$ 129,974.32	\$ 130,441.53	0.36%	\$ 13,447.98
MGS-S Customer 2819	4.15%	\$ 5,702.25	\$ 5,802.82	1.76%	\$ 10,573.42	\$ 10,673.99	0.95%	\$ 2,526.51
MGS-S Customer 2820	3.35%	\$ 5,889.39	\$ 5,967.06	1.32%	\$ 19,189.00	\$ 19,266.67	0.40%	\$ 2,394.59
MGS-S Customer 2821	4.63%	\$ 9,392.02	\$ 9,558.73	1.78%	\$ 20,781.82	\$ 20,948.53	0.80%	\$ 3,769.32
MGS-S Customer 2822	2.24%	\$ 51,901.37	\$ 52,289.80	0.75%	\$ 174,140.64	\$ 174,529.07	0.22%	\$ 17,715.72
MGS-S Customer 2823	3.80%	\$ 5,802.81	\$ 5,889.85	1.50%	\$ 17,763.93	\$ 17,850.97	0.49%	\$ 2,376.21
MGS-S Customer 2824	3.83%	\$ 5,401.16	\$ 5,484.69	1.55%	\$ 13,447.95	\$ 13,531.48	0.62%	\$ 2,264.32
MGS-S Customer 2825	3.98%	\$ 5,173.44	\$ 5,255.45	1.59%	\$ 19,089.04	\$ 19,171.05	0.43%	\$ 2,144.01
MGS-S Customer 2826	3.72%	\$ 11,878.98	\$ 12,043.52	1.39%	\$ 29,251.63	\$ 29,416.17	0.56%	\$ 4,585.41
MGS-S Customer 2827	4.15%	\$ 7,564.42	\$ 7,685.83	1.61%	\$ 11,282.67	\$ 11,404.08	1.08%	\$ 3,050.17
MGS-S Customer 2828	3.97%	\$ 4,645.31	\$ 4,727.39	1.77%	\$ 10,973.69	\$ 11,055.77	0.75%	\$ 2,147.19
MGS-S Customer 2829	3.69%	\$ 5,198.57	\$ 5,281.00	1.59%	\$ 14,630.69	\$ 14,713.12	0.56%	\$ 2,316.45
MGS-S Customer 2830	3.91%	\$ 5,506.29	\$ 5,592.53	1.57%	\$ 14,484.33	\$ 14,570.57	0.60%	\$ 2,294.66
MGS-S Customer 2831	3.68%	\$ 7,179.19	\$ 7,285.56	1.48%	\$ 17,740.35	\$ 17,846.72	0.60%	\$ 2,997.69
MGS-S Customer 2832	5.63%	\$ 2,085.34	\$ 2,154.18	3.30%	\$ 3,854.14	\$ 3,922.98	1.79%	\$ 1,292.44
MGS-S Customer 2833	3.34%	\$ 12,705.54	\$ 12,861.47	1.23%	\$ 35,683.96	\$ 35,839.89	0.44%	\$ 4,829.42
MGS-S Customer 2834	5.39%	\$ 1,301.47	\$ 1,354.00	4.04%	\$ 1,822.51	\$ 1,875.04	2.88%	\$ 1,026.95
MGS-S Customer 2835	3.78%	\$ 4,441.48	\$ 4,517.53	1.71%	\$ 9,048.93	\$ 9,124.98	0.84%	\$ 2,087.60
MGS-S Customer 2836	3.98%	\$ 3,891.49	\$ 3,962.85	1.83%	\$ 13,284.88	\$ 13,356.24	0.54%	\$ 1,862.94
MGS-S Customer 2837	3.38%	\$ 5,632.56	\$ 5,713.31	1.43%	\$ 14,138.35	\$ 14,219.10	0.57%	\$ 2,472.45

Internal Use

Customer	Distribution % Difference	Delivery 8/24 Prices	Delivery 1/25 Prices	Delivery % Difference	Bundled 8/24 Prices	Bundled 1/25 Prices	Bundled % Difference	Distribution 1/25 Prices
MGS-S Customer 2838	5.30%	\$ 1,092.71	\$ 1,140.73	4.39%	\$ 1,636.72	\$ 1,684.74	2.93%	\$ 953.70
MGS-S Customer 2839	3.80%	\$ 7,412.04	\$ 7,524.58	1.52%	\$ 18,819.21	\$ 18,931.75	0.60%	\$ 3,073.50
MGS-S Customer 2840	5.06%	\$ 13,660.23	\$ 13,908.66	1.82%	\$ 39,145.60	\$ 39,394.03	0.63%	\$ 5,161.94
MGS-S Customer 2841	3.60%	\$ 3,920.76	\$ 3,982.60	1.58%	\$ 7,835.09	\$ 7,896.93	0.79%	\$ 1,777.44
MGS-S Customer 2842	4.02%	\$ 5,773.69	\$ 5,870.76	1.68%	\$ 16,194.54	\$ 16,291.61	0.60%	\$ 2,511.31
MGS-S Customer 2843	3.16%	\$ 28,591.94	\$ 28,905.15	1.10%	\$ 95,788.12	\$ 96,101.33	0.33%	\$ 10,222.92
MGS-S Customer 2844	3.62%	\$ 5,700.47	\$ 5,787.05	1.52%	\$ 16,486.96	\$ 16,573.54	0.53%	\$ 2,481.13
MGS-S Customer 2845	4.09%	\$ 4,609.98	\$ 4,687.45	1.68%	\$ 14,948.56	\$ 15,026.03	0.52%	\$ 1,973.64
MGS-S Customer 2846	3.99%	\$ 10,801.99	\$ 10,961.28	1.47%	\$ 37,324.87	\$ 37,484.16	0.43%	\$ 4,147.92
MGS-S Customer 2847	3.67%	\$ 5,942.18	\$ 6,031.61	1.51%	\$ 22,419.00	\$ 22,508.43	0.40%	\$ 2,525.14
MGS-S Customer 2848	3.73%	\$ 6,504.52	\$ 6,603.15	1.52%	\$ 19,542.00	\$ 19,640.63	0.50%	\$ 2,745.58
MGS-S Customer 2849	4.57%	\$ 7,265.22	\$ 7,397.45	1.82%	\$ 19,185.21	\$ 19,317.44	0.69%	\$ 3,023.57
MGS-S Customer 2850	4.40%	\$ 12,557.41	\$ 12,758.46	1.60%	\$ 38,321.58	\$ 38,522.63	0.52%	\$ 4,768.67
MGS-S Customer 2851	4.60%	\$ 1,795.66	\$ 1,841.75	2.57%	\$ 4,646.08	\$ 4,692.17	0.99%	\$ 1,047.67
MGS-S Customer 2852	4.39%	\$ 5,848.47	\$ 5,955.29	1.83%	\$ 16,369.87	\$ 16,476.69	0.65%	\$ 2,538.59
MGS-S Customer 2853	4.09%	\$ 10,668.65	\$ 10,829.24	1.51%	\$ 21,094.07	\$ 21,254.66	0.76%	\$ 4,083.47
MGS-S Customer 2854	5.44%	\$ 14,165.02	\$ 14,437.28	1.92%	\$ 48,261.30	\$ 48,533.56	0.56%	\$ 5,280.87
MGS-S Customer 2855	3.69%	\$ 4,092.38	\$ 4,162.47	1.71%	\$ 8,329.62	\$ 8,399.71	0.84%	\$ 1,968.34
MGS-S Customer 2856	3.17%	\$ 12,894.26	\$ 13,039.95	1.13%	\$ 57,128.01	\$ 57,273.70	0.26%	\$ 4,742.58
MGS-S Customer 2857	4.30%	\$ 10,747.42	\$ 10,921.11	1.62%	\$ 25,871.36	\$ 26,045.05	0.67%	\$ 4,212.57
MGS-S Customer 2858	3.84%	\$ 41,696.15	\$ 42,206.50	1.22%	\$ 222,484.12	\$ 222,994.47	0.23%	\$ 13,806.63
MGS-S Customer 2859	4.22%	\$ 16,866.06	\$ 17,109.40	1.44%	\$ 79,916.75	\$ 80,160.09	0.30%	\$ 6,003.14
MGS-S Customer 2860	3.72%	\$ 8,884.83	\$ 9,009.60	1.40%	\$ 35,153.25	\$ 35,278.02	0.35%	\$ 3,480.08
MGS-S Customer 2861	3.30%	\$ 4,527.54	\$ 4,590.10	1.38%	\$ 12,740.58	\$ 12,803.14	0.49%	\$ 1,956.84
MGS-S Customer 2862	3.93%	\$ 60,607.55	\$ 61,393.75	1.30%	\$ 185,554.87	\$ 186,341.07	0.42%	\$ 20,791.45
MGS-S Customer 2863	3.07%	\$ 10,359.32	\$ 10,481.06	1.18%	\$ 21,879.84	\$ 22,001.58	0.56%	\$ 4,092.41
MGS-S Customer 2864	3.65%	\$ 4,790.32	\$ 4,866.21	1.58%	\$ 16,609.75	\$ 16,685.64	0.46%	\$ 2,157.21
MGS-S Customer 2865	4.71%	\$ 4,056.68	\$ 4,138.17	2.01%	\$ 10,179.61	\$ 10,261.10	0.80%	\$ 1,813.18
MGS-S Customer 2866	4.45%	\$ 11,085.45	\$ 11,269.20	1.66%	\$ 28,682.05	\$ 28,865.80	0.64%	\$ 4,314.10
MGS-S Customer 2867	3.74%	\$ 3,208.74	\$ 3,263.25	1.70%	\$ 9,881.85	\$ 9,936.36	0.55%	\$ 1,510.53
MGS-S Customer 2868	1.99%	\$ 21,645.67	\$ 21,793.25	0.68%	\$ 94,088.83	\$ 94,236.41	0.16%	\$ 7,566.06
MGS-S Customer 2869	3.45%	\$ 9,384.58	\$ 9,508.09	1.32%	\$ 28,180.95	\$ 28,304.46	0.44%	\$ 3,704.99
MGS-S Customer 2870	3.98%	\$ 5,521.15	\$ 5,613.05	1.66%	\$ 19,472.06	\$ 19,563.96	0.47%	\$ 2,398.10
MGS-S Customer 2871	2.25%	\$ 4,846.10	\$ 4,892.06	0.95%	\$ 9,654.32	\$ 9,700.28	0.48%	\$ 2,087.13
MGS-S Customer 2872	3.62%	\$ 9,030.29	\$ 9,154.79	1.38%	\$ 30,367.32	\$ 30,491.82	0.41%	\$ 3,564.98
MGS-S Customer 2873	0.70%	\$ 5,580.09	\$ 5,596.26	0.29%	\$ 12,914.45	\$ 12,930.62	0.13%	\$ 2,316.16
MGS-S Customer 2874	4.33%	\$ 5,905.77	\$ 6,010.21	1.77%	\$ 22,382.48	\$ 22,486.92	0.47%	\$ 2,515.90
MGS-S Customer 2875	3.93%	\$ 10,385.04	\$ 10,534.40	1.44%	\$ 44,362.48	\$ 44,511.84	0.34%	\$ 3,949.24
MGS-S Customer 2876	4.03%	\$ 4,948.73	\$ 5,036.49	1.77%	\$ 9,184.26	\$ 9,272.02	0.96%	\$ 2,267.97
MGS-S Customer 2877	2.78%	\$ 15,151.22	\$ 15,302.61	1.00%	\$ 47,858.05	\$ 48,009.44	0.32%	\$ 5,604.35

Customer	Distribution % Difference	Delivery 8/24 Prices	Delivery 1/25 Prices	Delivery % Difference	Bundled 8/24 Prices	Bundled 1/25 Prices	Bundled % Difference	Distribution 1/25 Prices
MGS-S Customer 2878	2.43%	\$ 39,258.74	\$ 39,581.72	0.82%	\$ 122,351.28	\$ 122,674.26	0.26%	\$ 13,611.58
MGS-S Customer 2879	3.73%	\$ 4,095.49	\$ 4,161.03	1.60%	\$ 10,150.89	\$ 10,216.43	0.65%	\$ 1,823.52
MGS-S Customer 2880	3.46%	\$ 40,018.45	\$ 40,493.70	1.19%	\$ 95,331.21	\$ 95,806.46	0.50%	\$ 14,197.88
MGS-S Customer 2881	3.08%	\$ 11,310.25	\$ 11,441.07	1.16%	\$ 29,409.61	\$ 29,540.43	0.44%	\$ 4,376.43
MGS-S Customer 2882	3.06%	\$ 11,769.85	\$ 11,901.80	1.12%	\$ 43,318.05	\$ 43,450.00	0.30%	\$ 4,440.64
MGS-S Customer 2883	2.86%	\$ 6,340.22	\$ 6,415.24	1.18%	\$ 16,989.25	\$ 17,064.27	0.44%	\$ 2,700.43
MGS-S Customer 2884	3.62%	\$ 6,628.30	\$ 6,719.52	1.38%	\$ 25,690.11	\$ 25,781.33	0.36%	\$ 2,612.15
MGS-S Customer 2885	4.41%	\$ 35,380.04	\$ 35,901.03	1.47%	\$ 116,443.26	\$ 116,964.25	0.45%	\$ 12,330.57
MGS-S Customer 2886	3.51%	\$ 8,329.46	\$ 8,442.60	1.36%	\$ 27,873.12	\$ 27,986.26	0.41%	\$ 3,333.10
MGS-S Customer 2887	5.56%	\$ 3,254.59	\$ 3,344.07	2.75%	\$ 5,302.19	\$ 5,391.67	1.69%	\$ 1,698.79
MGS-S Customer 2888	3.51%	\$ 7,545.06	\$ 7,647.14	1.35%	\$ 15,342.41	\$ 15,444.49	0.67%	\$ 3,010.46
MGS-S Customer 2889	3.83%	\$ 6,761.01	\$ 6,859.73	1.46%	\$ 23,163.79	\$ 23,262.51	0.43%	\$ 2,678.37
MGS-S Customer 2890	3.33%	\$ 8,415.86	\$ 8,524.47	1.29%	\$ 27,118.54	\$ 27,227.15	0.40%	\$ 3,367.85
MGS-S Customer 2891	3.37%	\$ 5,026.35	\$ 5,095.26	1.37%	\$ 15,827.58	\$ 15,896.49	0.44%	\$ 2,112.25
MGS-S Customer 2892	3.46%	\$ 18,279.66	\$ 18,501.33	1.21%	\$ 60,429.24	\$ 60,650.91	0.37%	\$ 6,633.65
MGS-S Customer 2893	3.30%	\$ 9,264.03	\$ 9,382.29	1.28%	\$ 22,215.47	\$ 22,333.73	0.53%	\$ 3,703.37
MGS-S Customer 2894	3.47%	\$ 8,692.82	\$ 8,808.87	1.34%	\$ 27,771.20	\$ 27,887.25	0.42%	\$ 3,462.49
MGS-S Customer 2895	3.52%	\$ 4,895.32	\$ 4,970.01	1.53%	\$ 16,486.23	\$ 16,560.92	0.45%	\$ 2,194.81
MGS-S Customer 2896	3.86%	\$ 3,200.82	\$ 3,261.79	1.90%	\$ 9,905.81	\$ 9,966.78	0.62%	\$ 1,641.09
MGS-S Customer 2897	3.47%	\$ 10,197.00	\$ 10,327.90	1.28%	\$ 40,606.33	\$ 40,737.23	0.32%	\$ 3,905.34
MGS-S Customer 2898	3.69%	\$ 7,525.16	\$ 7,637.51	1.49%	\$ 13,137.79	\$ 13,250.14	0.86%	\$ 3,153.34
MGS-S Customer 2899	4.14%	\$ 6,904.95	\$ 7,022.40	1.70%	\$ 10,113.47	\$ 10,230.92	1.16%	\$ 2,957.25
MGS-S Customer 2900	4.10%	\$ 4,597.12	\$ 4,680.17	1.81%	\$ 13,709.99	\$ 13,793.04	0.61%	\$ 2,111.16
MGS-S Customer 2901	3.34%	\$ 3,910.97	\$ 3,967.87	1.45%	\$ 9,386.48	\$ 9,443.38	0.61%	\$ 1,761.97
MGS-S Customer 2902	3.88%	\$ 10,478.33	\$ 10,627.67	1.43%	\$ 42,557.40	\$ 42,706.74	0.35%	\$ 3,994.82
MGS-S Customer 2903	3.35%	\$ 23,242.96	\$ 23,505.07	1.13%	\$ 103,382.93	\$ 103,645.04	0.25%	\$ 8,088.80
MGS-S Customer 2904	4.55%	\$ 6,335.23	\$ 6,454.39	1.88%	\$ 12,701.66	\$ 12,820.82	0.94%	\$ 2,738.67
MGS-S Customer 2905	3.61%	\$ 4,700.28	\$ 4,775.64	1.60%	\$ 11,272.73	\$ 11,348.09	0.67%	\$ 2,162.96
MGS-S Customer 2906	3.81%	\$ 3,725.96	\$ 3,792.96	1.80%	\$ 9,864.20	\$ 9,931.20	0.68%	\$ 1,827.75
MGS-S Customer 2907	3.63%	\$ 3,837.43	\$ 3,903.39	1.72%	\$ 7,459.25	\$ 7,525.21	0.88%	\$ 1,883.73
MGS-S Customer 2908	3.26%	\$ 20,439.43	\$ 20,668.79	1.12%	\$ 77,754.09	\$ 77,983.45	0.29%	\$ 7,274.28
MGS-S Customer 2909	4.72%	\$ 4,857.79	\$ 4,950.03	1.90%	\$ 17,384.63	\$ 17,476.87	0.53%	\$ 2,047.07
MGS-S Customer 2910	4.45%	\$ 3,690.28	\$ 3,767.58	2.09%	\$ 10,037.06	\$ 10,114.36	0.77%	\$ 1,816.24
MGS-S Customer 2911	4.32%	\$ 7,907.45	\$ 8,039.05	1.66%	\$ 29,617.55	\$ 29,749.15	0.44%	\$ 3,176.22
MGS-S Customer 2912	3.92%	\$ 3,639.88	\$ 3,707.39	1.85%	\$ 10,909.22	\$ 10,976.73	0.62%	\$ 1,790.17
MGS-S Customer 2913	3.95%	\$ 4,023.85	\$ 4,092.01	1.69%	\$ 10,676.28	\$ 10,744.44	0.64%	\$ 1,795.16
MGS-S Customer 2914	3.22%	\$ 14,788.82	\$ 14,959.61	1.15%	\$ 47,888.72	\$ 48,059.51	0.36%	\$ 5,480.75
MGS-S Customer 2915	3.94%	\$ 10,909.12	\$ 11,067.53	1.45%	\$ 38,259.39	\$ 38,417.80	0.41%	\$ 4,178.89
MGS-S Customer 2916	3.39%	\$ 10,901.31	\$ 11,041.20	1.28%	\$ 25,307.67	\$ 25,447.56	0.55%	\$ 4,263.26
MGS-S Customer 2917	1.33%	\$ 7,077.09	\$ 7,113.87	0.52%	\$ 18,361.77	\$ 18,398.55	0.20%	\$ 2,809.81

Internal Use

Customer	Distribution % Difference	Delivery 8/24 Prices	Delivery 1/25 Prices	Delivery % Difference	Bundled 8/24 Prices	Bundled 1/25 Prices	Bundled % Difference	Distribution 1/25 Prices
MGS-S Customer 2918	3.35%	\$ 7,566.95	\$ 7,667.43	1.33%	\$ 22,402.94	\$ 22,503.42	0.45%	\$ 3,100.16
MGS-S Customer 2919	3.68%	\$ 5,600.31	\$ 5,687.62	1.56%	\$ 14,727.69	\$ 14,815.00	0.59%	\$ 2,458.39
MGS-S Customer 2920	4.01%	\$ 23,579.12	\$ 23,894.64	1.34%	\$ 107,576.63	\$ 107,892.15	0.29%	\$ 8,189.56
MGS-S Customer 2921	4.01%	\$ 4,411.67	\$ 4,484.87	1.66%	\$ 15,684.69	\$ 15,757.89	0.47%	\$ 1,897.64
MGS-S Customer 2922	3.87%	\$ 8,491.76	\$ 8,616.47	1.47%	\$ 33,904.00	\$ 34,028.71	0.37%	\$ 3,350.37
MGS-S Customer 2923	1.01%	\$ 6,048.12	\$ 6,072.81	0.41%	\$ 15,020.10	\$ 15,044.79	0.16%	\$ 2,468.12
MGS-S Customer 2924	1.96%	\$ 4,043.40	\$ 4,078.06	0.86%	\$ 9,533.31	\$ 9,567.97	0.36%	\$ 1,802.66
MGS-S Customer 2925	3.67%	\$ 5,392.57	\$ 5,476.31	1.55%	\$ 17,330.84	\$ 17,414.58	0.48%	\$ 2,366.07
MGS-S Customer 2926	3.61%	\$ 7,861.06	\$ 7,973.36	1.43%	\$ 20,096.41	\$ 20,208.71	0.56%	\$ 3,222.66
MGS-S Customer 2927	4.51%	\$ 5,057.99	\$ 5,151.12	1.84%	\$ 11,525.31	\$ 11,618.44	0.81%	\$ 2,159.08
MGS-S Customer 2928	3.76%	\$ 4,264.51	\$ 4,332.54	1.60%	\$ 11,076.57	\$ 11,144.60	0.61%	\$ 1,877.10
MGS-S Customer 2929	3.95%	\$ 3,178.88	\$ 3,241.23	1.96%	\$ 9,112.36	\$ 9,174.71	0.68%	\$ 1,639.26
MGS-S Customer 2930	3.97%	\$ 10,202.42	\$ 10,354.03	1.49%	\$ 31,997.07	\$ 32,148.68	0.47%	\$ 3,972.50
MGS-S Customer 2931	3.41%	\$ 6,234.44	\$ 6,321.86	1.40%	\$ 18,913.71	\$ 19,001.13	0.46%	\$ 2,652.35
MGS-S Customer 2932	3.91%	\$ 4,688.40	\$ 4,763.51	1.60%	\$ 15,749.24	\$ 15,824.35	0.48%	\$ 1,995.11
MGS-S Customer 2933	2.80%	\$ 8,628.82	\$ 8,722.69	1.09%	\$ 25,745.52	\$ 25,839.39	0.36%	\$ 3,449.28
MGS-S Customer 2934	2.54%	\$ 5,493.05	\$ 5,553.06	1.09%	\$ 13,262.98	\$ 13,322.99	0.45%	\$ 2,424.86
MGS-S Customer 2935	4.07%	\$ 3,617.00	\$ 3,687.18	1.94%	\$ 8,956.31	\$ 9,026.49	0.78%	\$ 1,796.46
MGS-S Customer 2936	3.99%	\$ 6,008.18	\$ 6,108.98	1.68%	\$ 11,236.89	\$ 11,337.69	0.90%	\$ 2,629.68
MGS-S Customer 2937	3.89%	\$ 7,037.98	\$ 7,142.07	1.48%	\$ 22,778.49	\$ 22,882.58	0.46%	\$ 2,779.86
MGS-S Customer 2938	3.02%	\$ 6,928.75	\$ 7,014.06	1.23%	\$ 16,472.74	\$ 16,558.05	0.52%	\$ 2,913.71
MGS-S Customer 2939	2.48%	\$ 48,769.86	\$ 49,184.58	0.85%	\$ 210,475.80	\$ 210,890.52	0.20%	\$ 17,108.37
MGS-S Customer 2940	3.53%	\$ 4,896.98	\$ 4,968.76	1.47%	\$ 10,348.73	\$ 10,420.51	0.69%	\$ 2,105.90
MGS-S Customer 2941	3.71%	\$ 5,075.63	\$ 5,156.54	1.59%	\$ 16,567.24	\$ 16,648.15	0.49%	\$ 2,259.15
MGS-S Customer 2942	3.79%	\$ 4,112.66	\$ 4,179.78	1.63%	\$ 8,942.24	\$ 9,009.36	0.75%	\$ 1,838.43
MGS-S Customer 2943	3.57%	\$ 11,913.86	\$ 12,068.76	1.30%	\$ 43,729.44	\$ 43,884.34	0.35%	\$ 4,493.58
MGS-S Customer 2944	4.40%	\$ 17,459.18	\$ 17,729.87	1.55%	\$ 51,395.49	\$ 51,666.18	0.53%	\$ 6,419.09
MGS-S Customer 2945	3.60%	\$ 37,671.12	\$ 38,128.13	1.21%	\$ 110,342.81	\$ 110,799.82	0.41%	\$ 13,166.56
MGS-S Customer 2946	4.96%	\$ 13,051.23	\$ 13,287.52	1.81%	\$ 30,803.23	\$ 31,039.52	0.77%	\$ 5,003.44
MGS-S Customer 2947	4.01%	\$ 6,215.08	\$ 6,310.64	1.54%	\$ 23,766.66	\$ 23,862.22	0.40%	\$ 2,481.07
MGS-S Customer 2948	2.93%	\$ 10,526.24	\$ 10,638.35	1.07%	\$ 32,894.50	\$ 33,006.61	0.34%	\$ 3,939.41
MGS-S Customer 2949	3.94%	\$ 4,578.64	\$ 4,654.27	1.65%	\$ 10,181.44	\$ 10,257.07	0.74%	\$ 1,995.77
MGS-S Customer 2950	4.11%	\$ 5,408.47	\$ 5,496.69	1.63%	\$ 17,803.91	\$ 17,892.13	0.50%	\$ 2,237.25
MGS-S Customer 2951	1.33%	\$ 6,291.07	\$ 6,326.37	0.56%	\$ 16,212.01	\$ 16,247.31	0.22%	\$ 2,679.76
MGS-S Customer 2952	-0.65%	\$ 6,314.28	\$ 6,297.53	-0.27%	\$ 14,166.48	\$ 14,149.73	-0.12%	\$ 2,558.71
MGS-S Customer 2953	3.23%	\$ 14,422.09	\$ 14,587.94	1.15%	\$ 55,045.11	\$ 55,210.96	0.30%	\$ 5,300.03
MGS-S Customer 2954	3.52%	\$ 6,203.88	\$ 6,290.58	1.40%	\$ 13,551.83	\$ 13,638.53	0.64%	\$ 2,547.11
MGS-S Customer 2955	3.60%	\$ 5,303.92	\$ 5,380.74	1.45%	\$ 16,090.41	\$ 16,167.23	0.48%	\$ 2,209.95
MGS-S Customer 2956	4.10%	\$ 3,656.59	\$ 3,727.83	1.95%	\$ 9,302.24	\$ 9,373.48	0.77%	\$ 1,808.20
MGS-S Customer 2957	3.65%	\$ 7,023.60	\$ 7,127.17	1.47%	\$ 17,892.36	\$ 17,995.93	0.58%	\$ 2,941.18

Internal Use

Customer	Distribution % Difference	Delivery 8/24 Prices	Delivery 1/25 Prices	Delivery % Difference	Bundled 8/24 Prices	Bundled 1/25 Prices	Bundled % Difference	Distribution 1/25 Prices
MGS-S Customer 2958	3.79%	\$ 7,073.70	\$ 7,180.71	1.51%	\$ 22,017.45	\$ 22,124.46	0.49%	\$ 2,930.54
MGS-S Customer 2959	3.45%	\$ 17,129.13	\$ 17,336.53	1.21%	\$ 60,165.40	\$ 60,372.80	0.34%	\$ 6,226.97
MGS-S Customer 2960	4.10%	\$ 3,636.93	\$ 3,702.45	1.80%	\$ 9,677.36	\$ 9,742.88	0.68%	\$ 1,665.28
MGS-S Customer 2961	3.77%	\$ 3,786.09	\$ 3,853.57	1.78%	\$ 9,013.31	\$ 9,080.79	0.75%	\$ 1,855.03
MGS-S Customer 2962	5.26%	\$ 992.31	\$ 1,038.22	4.63%	\$ 1,435.08	\$ 1,480.99	3.20%	\$ 919.28
MGS-S Customer 2963	4.26%	\$ 5,033.70	\$ 5,124.75	1.81%	\$ 19,062.54	\$ 19,153.59	0.48%	\$ 2,229.05
MGS-S Customer 2964	3.96%	\$ 4,195.36	\$ 4,271.28	1.81%	\$ 10,141.64	\$ 10,217.56	0.75%	\$ 1,993.16
MGS-S Customer 2965	3.45%	\$ 52,240.11	\$ 52,816.06	1.10%	\$ 258,641.43	\$ 259,217.38	0.22%	\$ 17,281.49
MGS-S Customer 2966	1.06%	\$ 4,292.38	\$ 4,312.22	0.46%	\$ 9,039.24	\$ 9,059.08	0.22%	\$ 1,890.57
MGS-S Customer 2967	3.81%	\$ 9,576.88	\$ 9,708.00	1.37%	\$ 37,906.39	\$ 38,037.51	0.35%	\$ 3,573.84
MGS-S Customer 2968	3.38%	\$ 7,369.63	\$ 7,468.63	1.34%	\$ 22,502.71	\$ 22,601.71	0.44%	\$ 3,029.61
MGS-S Customer 2969	3.13%	\$ 3,951.65	\$ 4,005.17	1.35%	\$ 11,255.38	\$ 11,308.90	0.48%	\$ 1,762.39
MGS-S Customer 2970	3.34%	\$ 7,242.33	\$ 7,340.00	1.35%	\$ 17,014.16	\$ 17,111.83	0.57%	\$ 3,023.12
MGS-S Customer 2971	3.84%	\$ 5,098.64	\$ 5,183.07	1.66%	\$ 14,213.80	\$ 14,298.23	0.59%	\$ 2,284.62
MGS-S Customer 2972	3.39%	\$ 26,264.93	\$ 26,558.98	1.12%	\$ 129,001.68	\$ 129,295.73	0.23%	\$ 8,980.17
MGS-S Customer 2973	4.02%	\$ 13,258.28	\$ 13,450.00	1.45%	\$ 45,535.48	\$ 45,727.20	0.42%	\$ 4,962.72
MGS-S Customer 2974	4.88%	\$ 1,647.95	\$ 1,700.87	3.21%	\$ 3,575.24	\$ 3,628.16	1.48%	\$ 1,136.77
MGS-S Customer 2975	3.56%	\$ 19,332.69	\$ 19,562.79	1.19%	\$ 86,958.50	\$ 87,188.60	0.26%	\$ 6,687.59
MGS-S Customer 2976	3.25%	\$ 6,814.64	\$ 6,903.46	1.30%	\$ 23,886.66	\$ 23,975.48	0.37%	\$ 2,822.06
MGS-S Customer 2977	3.90%	\$ 3,974.93	\$ 4,041.38	1.67%	\$ 11,869.75	\$ 11,936.20	0.56%	\$ 1,769.13
MGS-S Customer 2978	3.22%	\$ 19,632.83	\$ 19,857.49	1.14%	\$ 81,728.28	\$ 81,952.94	0.27%	\$ 7,199.76
MGS-S Customer 2979	-0.14%	\$ 8,542.08	\$ 8,537.01	-0.06%	\$ 9,844.69	\$ 9,839.62	-0.05%	\$ 3,508.75
MGS-S Customer 2980	3.92%	\$ 4,535.43	\$ 4,615.23	1.76%	\$ 9,817.61	\$ 9,897.41	0.81%	\$ 2,116.12
MGS-S Customer 2981	3.74%	\$ 3,680.98	\$ 3,746.30	1.77%	\$ 9,699.13	\$ 9,764.45	0.67%	\$ 1,812.69
MGS-S Customer 2982	4.56%	\$ 2,724.58	\$ 2,789.70	2.39%	\$ 7,356.37	\$ 7,421.49	0.89%	\$ 1,492.18
MGS-S Customer 2983	3.82%	\$ 9,713.36	\$ 9,851.97	1.43%	\$ 36,051.25	\$ 36,189.86	0.38%	\$ 3,768.74
MGS-S Customer 2984	3.74%	\$ 6,965.75	\$ 7,073.85	1.55%	\$ 15,681.78	\$ 15,789.88	0.69%	\$ 2,998.94
MGS-S Customer 2985	4.17%	\$ 6,265.42	\$ 6,372.80	1.71%	\$ 17,207.31	\$ 17,314.69	0.62%	\$ 2,679.72
MGS-S Customer 2986	3.31%	\$ 11,721.73	\$ 11,864.73	1.22%	\$ 37,344.21	\$ 37,487.21	0.38%	\$ 4,468.22
MGS-S Customer 2987	5.11%	\$ 7,639.61	\$ 7,792.12	2.00%	\$ 22,219.65	\$ 22,372.16	0.69%	\$ 3,138.61
MGS-S Customer 2988	3.01%	\$ 16,732.56	\$ 16,923.33	1.14%	\$ 34,425.15	\$ 34,615.92	0.55%	\$ 6,535.14
MGS-S Customer 2989	3.38%	\$ 3,878.44	\$ 3,935.17	1.46%	\$ 11,413.10	\$ 11,469.83	0.50%	\$ 1,736.20
MGS-S Customer 2990	2.97%	\$ 63,443.85	\$ 64,053.98	0.96%	\$ 271,997.89	\$ 272,608.02	0.22%	\$ 21,149.72
MGS-S Customer 2991	1.99%	\$ 9,127.83	\$ 9,198.33	0.77%	\$ 26,486.77	\$ 26,557.27	0.27%	\$ 3,614.69
MGS-S Customer 2992	2.32%	\$ 2,604.37	\$ 2,634.38	1.15%	\$ 5,054.18	\$ 5,084.19	0.59%	\$ 1,326.16
MGS-S Customer 2993	2.92%	\$ 6,437.22	\$ 6,515.04	1.21%	\$ 16,181.63	\$ 16,259.45	0.48%	\$ 2,740.91
MGS-S Customer 2994	3.59%	\$ 7,347.08	\$ 7,452.65	1.44%	\$ 18,850.12	\$ 18,955.69	0.56%	\$ 3,048.85
MGS-S Customer 2995	2.25%	\$ 2,884.73	\$ 2,916.05	1.09%	\$ 5,581.35	\$ 5,612.67	0.56%	\$ 1,421.52
MGS-S Customer 2996	2.10%	\$ 2,989.90	\$ 3,019.84	1.00%	\$ 5,887.63	\$ 5,917.57	0.51%	\$ 1,456.11
MGS-S Customer 2997	4.26%	\$ 3,131.24	\$ 3,191.68	1.93%	\$ 10,453.83	\$ 10,514.27	0.58%	\$ 1,480.51

Internal Use

Customer	Distribution % Difference	Delivery 8/24 Prices	Delivery 1/25 Prices	Delivery % Difference	Bundled 8/24 Prices	Bundled 1/25 Prices	Bundled % Difference	Distribution 1/25 Prices
MGS-S Customer 2998	2.42%	\$ 2,977.65	\$ 3,011.90	1.15%	\$ 5,957.65	\$ 5,991.90	0.57%	\$ 1,452.25
MGS-S Customer 2999	3.86%	\$ 4,449.36	\$ 4,525.57	1.71%	\$ 14,966.19	\$ 15,042.40	0.51%	\$ 2,048.73
MGS-S Customer 3000	4.18%	\$ 16,233.78	\$ 16,481.15	1.52%	\$ 26,161.01	\$ 26,408.38	0.95%	\$ 6,159.91
MGS-S Customer 3001	3.83%	\$ 4,098.39	\$ 4,170.39	1.76%	\$ 10,792.64	\$ 10,864.64	0.67%	\$ 1,953.54
MGS-S Customer 3002	3.47%	\$ 11,214.70	\$ 11,358.08	1.28%	\$ 39,890.31	\$ 40,033.69	0.36%	\$ 4,271.73
MGS-S Customer 3003	3.55%	\$ 8,244.99	\$ 8,358.64	1.38%	\$ 26,454.05	\$ 26,567.70	0.43%	\$ 3,313.45
MGS-S Customer 3004	3.86%	\$ 4,297.87	\$ 4,373.14	1.75%	\$ 10,387.89	\$ 10,463.16	0.72%	\$ 2,027.39
MGS-S Customer 3005	4.02%	\$ 4,811.92	\$ 4,890.49	1.63%	\$ 16,815.32	\$ 16,893.89	0.47%	\$ 2,031.89
MGS-S Customer 3006	4.77%	\$ 4,360.16	\$ 4,453.19	2.13%	\$ 11,631.10	\$ 11,724.13	0.80%	\$ 2,044.53
MGS-S Customer 3007	4.09%	\$ 7,819.78	\$ 7,942.92	1.57%	\$ 30,793.63	\$ 30,916.77	0.40%	\$ 3,135.17
MGS-S Customer 3008	3.75%	\$ 3,821.36	\$ 3,883.87	1.64%	\$ 9,912.41	\$ 9,974.92	0.63%	\$ 1,727.94
MGS-S Customer 3009	4.31%	\$ 2,418.52	\$ 2,469.78	2.12%	\$ 8,501.92	\$ 8,553.18	0.60%	\$ 1,241.11
MGS-S Customer 3010	1.40%	\$ 4,384.94	\$ 4,411.41	0.60%	\$ 10,006.71	\$ 10,033.18	0.26%	\$ 1,917.84
MGS-S Customer 3011	5.11%	\$ 10,649.27	\$ 10,848.45	1.87%	\$ 37,716.05	\$ 37,915.23	0.53%	\$ 4,100.21
MGS-S Customer 3012	3.38%	\$ 3,591.38	\$ 3,645.75	1.51%	\$ 7,659.17	\$ 7,713.54	0.71%	\$ 1,660.97
MGS-S Customer 3013	-1.20%	\$ 7,421.16	\$ 7,384.00	-0.50%	\$ 17,828.29	\$ 17,791.13	-0.21%	\$ 3,050.46
MGS-S Customer 3014	4.10%	\$ 41,573.37	\$ 42,142.54	1.37%	\$ 126,548.97	\$ 127,118.14	0.45%	\$ 14,452.20
MGS-S Customer 3015	4.41%	\$ 3,657.68	\$ 3,733.93	2.08%	\$ 9,763.93	\$ 9,840.18	0.78%	\$ 1,806.45
MGS-S Customer 3016	5.43%	\$ 1,910.49	\$ 1,973.00	3.27%	\$ 6,160.76	\$ 6,223.27	1.01%	\$ 1,213.19
MGS-S Customer 3017	3.92%	\$ 4,987.67	\$ 5,067.13	1.59%	\$ 14,800.41	\$ 14,879.87	0.54%	\$ 2,108.20
MGS-S Customer 3018	3.75%	\$ 4,553.67	\$ 4,624.82	1.56%	\$ 12,936.05	\$ 13,007.20	0.55%	\$ 1,966.57
MGS-S Customer 3019	3.06%	\$ 4,915.26	\$ 4,980.90	1.34%	\$ 14,496.38	\$ 14,562.02	0.45%	\$ 2,213.84
MGS-S Customer 3020	3.63%	\$ 19,630.45	\$ 19,874.62	1.24%	\$ 79,888.54	\$ 80,132.71	0.31%	\$ 6,977.50
MGS-S Customer 3021	3.44%	\$ 5,328.18	\$ 5,401.48	1.38%	\$ 18,154.96	\$ 18,228.26	0.40%	\$ 2,203.17
MGS-S Customer 3022	3.78%	\$ 4,347.31	\$ 4,416.32	1.59%	\$ 12,885.09	\$ 12,954.10	0.54%	\$ 1,893.75
MGS-S Customer 3023	3.28%	\$ 8,740.58	\$ 8,848.30	1.23%	\$ 21,117.62	\$ 21,225.34	0.51%	\$ 3,392.25
MGS-S Customer 3024	2.85%	\$ 33,915.94	\$ 34,246.74	0.98%	\$ 132,502.63	\$ 132,833.43	0.25%	\$ 11,944.14
MGS-S Customer 3025	3.60%	\$ 7,641.99	\$ 7,750.13	1.42%	\$ 24,713.10	\$ 24,821.24	0.44%	\$ 3,112.03
MGS-S Customer 3026	4.70%	\$ 4,599.94	\$ 4,689.29	1.94%	\$ 12,531.90	\$ 12,621.25	0.71%	\$ 1,989.77
MGS-S Customer 3027	4.11%	\$ 4,796.04	\$ 4,881.39	1.78%	\$ 16,706.20	\$ 16,791.55	0.51%	\$ 2,160.65
MGS-S Customer 3028	3.82%	\$ 4,227.62	\$ 4,300.63	1.73%	\$ 13,104.99	\$ 13,178.00	0.56%	\$ 1,983.00
MGS-S Customer 3029	3.52%	\$ 5,815.82	\$ 5,898.12	1.42%	\$ 12,370.21	\$ 12,452.51	0.67%	\$ 2,417.73
MGS-S Customer 3030	3.51%	\$ 6,658.86	\$ 6,752.38	1.40%	\$ 25,745.46	\$ 25,838.98	0.36%	\$ 2,755.12
MGS-S Customer 3031	3.25%	\$ 3,221.85	\$ 3,270.03	1.50%	\$ 7,724.18	\$ 7,772.36	0.62%	\$ 1,528.94
MGS-S Customer 3032	2.32%	\$ 52,902.86	\$ 53,330.45	0.81%	\$ 174,250.87	\$ 174,678.46	0.25%	\$ 18,853.65
MGS-S Customer 3033	4.85%	\$ 4,352.69	\$ 4,441.39	2.04%	\$ 10,244.35	\$ 10,333.05	0.87%	\$ 1,918.62
MGS-S Customer 3034	2.38%	\$ 3,441.05	\$ 3,478.46	1.09%	\$ 6,894.90	\$ 6,932.31	0.54%	\$ 1,609.63
MGS-S Customer 3035	5.05%	\$ 4,851.15	\$ 4,949.95	2.04%	\$ 15,953.92	\$ 16,052.72	0.62%	\$ 2,056.27
MGS-S Customer 3036	3.18%	\$ 32,743.51	\$ 33,097.87	1.08%	\$ 98,248.58	\$ 98,602.94	0.36%	\$ 11,492.80
MGS-S Customer 3037	3.99%	\$ 4,364.63	\$ 4,437.68	1.67%	\$ 12,128.05	\$ 12,201.10	0.60%	\$ 1,906.08

Internal Use

Customer	Distribution % Difference	Delivery 8/24 Prices	Delivery 1/25 Prices	Delivery % Difference	Bundled 8/24 Prices	Bundled 1/25 Prices	Bundled % Difference	Distribution 1/25 Prices
MGS-S Customer 3038	3.65%	\$ 38,408.73	\$ 38,886.97	1.25%	\$ 86,934.22	\$ 87,412.46	0.55%	\$ 13,596.05
MGS-S Customer 3039	3.75%	\$ 3,350.83	\$ 3,412.26	1.83%	\$ 8,837.20	\$ 8,898.63	0.70%	\$ 1,701.57
MGS-S Customer 3040	3.63%	\$ 5,523.35	\$ 5,608.70	1.55%	\$ 13,663.61	\$ 13,748.96	0.62%	\$ 2,438.34
MGS-S Customer 3041	3.72%	\$ 5,214.38	\$ 5,293.48	1.52%	\$ 12,207.32	\$ 12,286.42	0.65%	\$ 2,206.26
MGS-S Customer 3042	3.77%	\$ 7,652.26	\$ 7,766.44	1.49%	\$ 20,480.98	\$ 20,595.16	0.56%	\$ 3,146.80
MGS-S Customer 3043	4.07%	\$ 10,026.93	\$ 10,181.19	1.54%	\$ 27,815.50	\$ 27,969.76	0.55%	\$ 3,940.71
MGS-S Customer 3044	4.16%	\$ 55,153.28	\$ 55,895.80	1.35%	\$ 221,850.26	\$ 222,592.78	0.33%	\$ 18,604.03
MGS-S Customer 3045	3.60%	\$ 5,764.80	\$ 5,851.93	1.51%	\$ 15,695.34	\$ 15,782.47	0.56%	\$ 2,509.49
MGS-S Customer 3046	4.26%	\$ 7,152.67	\$ 7,272.46	1.67%	\$ 25,933.05	\$ 26,052.84	0.46%	\$ 2,933.62
MGS-S Customer 3047	5.00%	\$ 8,747.69	\$ 8,913.74	1.90%	\$ 28,492.45	\$ 28,658.50	0.58%	\$ 3,487.84
MGS-S Customer 3048	3.22%	\$ 12,855.63	\$ 13,007.20	1.18%	\$ 38,479.94	\$ 38,631.51	0.39%	\$ 4,861.63
MGS-S Customer 3049	3.84%	\$ 12,353.69	\$ 12,532.04	1.44%	\$ 20,184.98	\$ 20,363.33	0.88%	\$ 4,819.60
MGS-S Customer 3050	3.69%	\$ 12,428.36	\$ 12,597.90	1.36%	\$ 31,295.58	\$ 31,465.12	0.54%	\$ 4,765.69
MGS-S Customer 3051	2.84%	\$ 6,386.75	\$ 6,467.80	1.27%	\$ 15,966.62	\$ 16,047.67	0.51%	\$ 2,938.47
MGS-S Customer 3052	2.15%	\$ 6,036.45	\$ 6,092.57	0.93%	\$ 12,160.98	\$ 12,217.10	0.46%	\$ 2,665.86
MGS-S Customer 3053	4.88%	\$ 11,954.46	\$ 12,180.57	1.89%	\$ 22,608.40	\$ 22,834.51	1.00%	\$ 4,862.41
MGS-S Customer 3054	3.81%	\$ 5,676.41	\$ 5,768.06	1.61%	\$ 13,573.29	\$ 13,664.94	0.68%	\$ 2,494.30
MGS-S Customer 3055	3.46%	\$ 7,702.99	\$ 7,807.82	1.36%	\$ 25,253.89	\$ 25,358.72	0.42%	\$ 3,137.38
MGS-S Customer 3056	3.64%	\$ 8,155.18	\$ 8,268.70	1.39%	\$ 34,015.33	\$ 34,128.85	0.33%	\$ 3,228.51
MGS-S Customer 3057	4.43%	\$ 8,873.51	\$ 9,024.42	1.70%	\$ 24,248.83	\$ 24,399.74	0.62%	\$ 3,558.70
MGS-S Customer 3058	3.97%	\$ 6,509.42	\$ 6,612.92	1.59%	\$ 24,928.72	\$ 25,032.22	0.42%	\$ 2,710.44
MGS-S Customer 3059	3.50%	\$ 9,959.83	\$ 10,090.51	1.31%	\$ 34,499.10	\$ 34,629.78	0.38%	\$ 3,864.75
MGS-S Customer 3060	2.59%	\$ 5,872.26	\$ 5,932.59	1.03%	\$ 18,386.42	\$ 18,446.75	0.33%	\$ 2,390.36
MGS-S Customer 3061	3.89%	\$ 11,725.95	\$ 11,894.58	1.44%	\$ 32,878.44	\$ 33,047.07	0.51%	\$ 4,506.86
MGS-S Customer 3062	1.28%	\$ 5,352.98	\$ 5,383.01	0.56%	\$ 12,345.92	\$ 12,375.95	0.24%	\$ 2,375.31
MGS-S Customer 3063	3.49%	\$ 16,402.06	\$ 16,601.16	1.21%	\$ 70,448.77	\$ 70,647.87	0.28%	\$ 5,896.52
MGS-S Customer 3064	4.28%	\$ 14,702.01	\$ 14,928.49	1.54%	\$ 40,466.18	\$ 40,692.66	0.56%	\$ 5,514.82
MGS-S Customer 3065	4.33%	\$ 11,155.82	\$ 11,336.52	1.62%	\$ 26,595.13	\$ 26,775.83	0.68%	\$ 4,352.92
MGS-S Customer 3066	4.32%	\$ 4,875.81	\$ 4,969.18	1.91%	\$ 7,598.83	\$ 7,692.20	1.23%	\$ 2,254.69
MGS-S Customer 3067	3.42%	\$ 11,039.62	\$ 11,178.95	1.26%	\$ 38,609.16	\$ 38,748.49	0.36%	\$ 4,218.17
MGS-S Customer 3068	3.57%	\$ 6,024.91	\$ 6,115.50	1.50%	\$ 12,373.40	\$ 12,463.99	0.73%	\$ 2,625.30
MGS-S Customer 3069	2.65%	\$ 3,705.47	\$ 3,749.34	1.18%	\$ 7,834.39	\$ 7,878.26	0.56%	\$ 1,697.61
MGS-S Customer 3070	3.52%	\$ 5,617.91	\$ 5,701.27	1.48%	\$ 16,889.11	\$ 16,972.47	0.49%	\$ 2,448.49
MGS-S Customer 3071	3.58%	\$ 5,001.80	\$ 5,079.08	1.55%	\$ 16,017.27	\$ 16,094.55	0.48%	\$ 2,236.21
MGS-S Customer 3072	4.02%	\$ 6,039.70	\$ 6,136.77	1.61%	\$ 10,825.06	\$ 10,922.13	0.90%	\$ 2,510.78
MGS-S Customer 3073	2.17%	\$ 24,920.23	\$ 25,112.97	0.77%	\$ 95,912.25	\$ 96,104.99	0.20%	\$ 9,067.56
MGS-S Customer 3074	4.71%	\$ 4,185.92	\$ 4,269.25	1.99%	\$ 11,067.68	\$ 11,151.01	0.75%	\$ 1,852.87
MGS-S Customer 3075	4.03%	\$ 4,321.61	\$ 4,394.17	1.68%	\$ 14,713.43	\$ 14,785.99	0.49%	\$ 1,872.61
MGS-S Customer 3076	4.13%	\$ 4,321.47	\$ 4,396.81	1.74%	\$ 11,159.01	\$ 11,234.35	0.68%	\$ 1,898.21
MGS-S Customer 3077	4.26%	\$ 2,898.83	\$ 2,962.25	2.19%	\$ 7,320.15	\$ 7,383.57	0.87%	\$ 1,553.45

Internal Use

Customer	Distribution % Difference	Delivery 8/24 Prices	Delivery 1/25 Prices	Delivery % Difference	Bundled 8/24 Prices	Bundled 1/25 Prices	Bundled % Difference	Distribution 1/25 Prices
MGS-S Customer 3078	5.38%	\$ 1,279.87	\$ 1,332.04	4.08%	\$ 1,561.76	\$ 1,613.93	3.34%	\$ 1,021.10
MGS-S Customer 3079	5.08%	\$ 879.80	\$ 916.01	4.12%	\$ 936.70	\$ 972.91	3.87%	\$ 748.91
MGS-S Customer 3080	4.11%	\$ 5,828.43	\$ 5,929.48	1.73%	\$ 12,339.52	\$ 12,440.57	0.82%	\$ 2,558.64
MGS-S Customer 3081	4.41%	\$ 5,197.11	\$ 5,295.86	1.90%	\$ 11,706.14	\$ 11,804.89	0.84%	\$ 2,340.16
MGS-S Customer 3082	4.01%	\$ 8,379.43	\$ 8,509.59	1.55%	\$ 24,330.64	\$ 24,460.80	0.53%	\$ 3,379.44
MGS-S Customer 3083	0.88%	\$ 6,847.76	\$ 6,872.04	0.35%	\$ 11,838.80	\$ 11,863.08	0.21%	\$ 2,772.18
MGS-S Customer 3084	4.10%	\$ 5,666.05	\$ 5,765.31	1.75%	\$ 9,727.32	\$ 9,826.58	1.02%	\$ 2,519.43
MGS-S Customer 3085	4.36%	\$ 3,996.36	\$ 4,075.73	1.99%	\$ 13,621.93	\$ 13,701.30	0.58%	\$ 1,899.29
MGS-S Customer 3086	4.73%	\$ 13,116.37	\$ 13,341.78	1.72%	\$ 35,155.55	\$ 35,380.96	0.64%	\$ 4,993.31
MGS-S Customer 3087	3.06%	\$ 10,591.41	\$ 10,709.71	1.12%	\$ 29,358.07	\$ 29,476.37	0.40%	\$ 3,988.66
MGS-S Customer 3088	2.51%	\$ 5,861.79	\$ 5,920.28	1.00%	\$ 18,218.49	\$ 18,276.98	0.32%	\$ 2,387.45
MGS-S Customer 3089	3.65%	\$ 9,004.70	\$ 9,129.35	1.38%	\$ 32,396.76	\$ 32,521.41	0.38%	\$ 3,541.70
MGS-S Customer 3090	4.35%	\$ 5,481.93	\$ 5,581.62	1.82%	\$ 18,658.24	\$ 18,757.93	0.53%	\$ 2,391.75
MGS-S Customer 3091	4.03%	\$ 3,365.09	\$ 3,426.05	1.81%	\$ 9,032.57	\$ 9,093.53	0.67%	\$ 1,573.03
MGS-S Customer 3092	5.17%	\$ 819.60	\$ 861.98	5.17%	\$ 819.60	\$ 861.98	5.17%	\$ 861.98
MGS-S Customer 3093	3.50%	\$ 5,244.55	\$ 5,323.03	1.50%	\$ 15,859.87	\$ 15,938.35	0.49%	\$ 2,323.11
MGS-S Customer 3094	3.22%	\$ 10,880.31	\$ 11,011.23	1.20%	\$ 32,602.86	\$ 32,733.78	0.40%	\$ 4,202.48
MGS-S Customer 3095	2.75%	\$ 46,175.60	\$ 46,605.94	0.93%	\$ 167,948.67	\$ 168,379.01	0.26%	\$ 16,092.97
MGS-S Customer 3096	4.24%	\$ 3,843.91	\$ 3,914.51	1.84%	\$ 10,215.59	\$ 10,286.19	0.69%	\$ 1,735.54
MGS-S Customer 3097	3.67%	\$ 7,453.40	\$ 7,559.85	1.43%	\$ 30,335.38	\$ 30,441.83	0.35%	\$ 3,005.61
MGS-S Customer 3098	3.96%	\$ 3,309.47	\$ 3,373.72	1.94%	\$ 8,798.70	\$ 8,862.95	0.73%	\$ 1,687.90
MGS-S Customer 3099	3.89%	\$ 3,912.74	\$ 3,982.98	1.80%	\$ 12,470.63	\$ 12,540.87	0.56%	\$ 1,875.92
MGS-S Customer 3100	3.21%	\$ 19,575.27	\$ 19,792.24	1.11%	\$ 75,235.39	\$ 75,452.36	0.29%	\$ 6,984.80
MGS-S Customer 3101	4.45%	\$ 4,161.81	\$ 4,245.38	2.01%	\$ 13,389.63	\$ 13,473.20	0.62%	\$ 1,960.16
MGS-S Customer 3102	3.74%	\$ 8,877.92	\$ 9,005.25	1.43%	\$ 27,869.34	\$ 27,996.67	0.46%	\$ 3,529.52
MGS-S Customer 3103	3.75%	\$ 18,530.44	\$ 18,772.62	1.31%	\$ 64,921.49	\$ 65,163.67	0.37%	\$ 6,694.92
MGS-S Customer 3104	3.81%	\$ 7,594.94	\$ 7,707.83	1.49%	\$ 27,965.41	\$ 28,078.30	0.40%	\$ 3,073.60
MGS-S Customer 3105	5.10%	\$ 14,978.59	\$ 15,189.40	1.41%	\$ 246,662.90	\$ 246,873.71	0.09%	\$ 4,341.71
MGS-S Customer 3106	3.72%	\$ 4,141.78	\$ 4,207.01	1.57%	\$ 13,211.57	\$ 13,276.80	0.49%	\$ 1,818.20
MGS-S Customer 3107	3.81%	\$ 6,388.45	\$ 6,481.05	1.45%	\$ 26,605.58	\$ 26,698.18	0.35%	\$ 2,521.50
MGS-S Customer 3108	3.12%	\$ 4,314.62	\$ 4,375.41	1.41%	\$ 13,405.44	\$ 13,466.23	0.45%	\$ 2,008.83
MGS-S Customer 3109	2.08%	\$ 25,043.54	\$ 25,233.08	0.76%	\$ 73,893.54	\$ 74,083.08	0.26%	\$ 9,297.41
MGS-S Customer 3110	3.59%	\$ 4,533.70	\$ 4,602.24	1.51%	\$ 10,589.79	\$ 10,658.33	0.65%	\$ 1,975.49
MGS-S Customer 3111	3.99%	\$ 3,040.24	\$ 3,096.19	1.84%	\$ 8,979.78	\$ 9,035.73	0.62%	\$ 1,457.84
MGS-S Customer 3112	3.73%	\$ 6,034.69	\$ 6,128.29	1.55%	\$ 15,976.20	\$ 16,069.80	0.59%	\$ 2,604.04
MGS-S Customer 3113	3.36%	\$ 7,606.04	\$ 7,707.92	1.34%	\$ 19,720.27	\$ 19,822.15	0.52%	\$ 3,133.14
MGS-S Customer 3114	4.15%	\$ 5,225.84	\$ 5,317.45	1.75%	\$ 18,657.65	\$ 18,749.26	0.49%	\$ 2,299.73
MGS-S Customer 3115	4.50%	\$ 3,822.08	\$ 3,902.52	2.10%	\$ 9,347.07	\$ 9,427.51	0.86%	\$ 1,868.24
MGS-S Customer 3116	4.29%	\$ 3,883.68	\$ 3,961.11	1.99%	\$ 10,356.26	\$ 10,433.69	0.75%	\$ 1,882.17
MGS-S Customer 3117	2.88%	\$ 13,958.27	\$ 14,104.33	1.05%	\$ 43,401.73	\$ 43,547.79	0.34%	\$ 5,214.24

Customer	Distribution % Difference	Delivery 8/24 Prices	Delivery 1/25 Prices	Delivery % Difference	Bundled 8/24 Prices	Bundled 1/25 Prices	Bundled % Difference	Distribution 1/25 Prices
MGS-S Customer 3118	3.54%	\$ 7,061.70	\$ 7,161.35	1.41%	\$ 23,579.66	\$ 23,679.31	0.42%	\$ 2,913.67
MGS-S Customer 3119	2.45%	\$ 4,601.62	\$ 4,652.63	1.11%	\$ 10,225.56	\$ 10,276.57	0.50%	\$ 2,130.17
MGS-S Customer 3120	2.82%	\$ 5,248.15	\$ 5,312.58	1.23%	\$ 12,067.41	\$ 12,131.84	0.53%	\$ 2,347.97
MGS-S Customer 3121	0.90%	\$ 18,722.33	\$ 18,783.15	0.32%	\$ 50,067.14	\$ 50,127.96	0.12%	\$ 6,826.89
MGS-S Customer 3122	3.64%	\$ 6,259.39	\$ 6,359.48	1.60%	\$ 10,978.48	\$ 11,078.57	0.91%	\$ 2,851.85
MGS-S Customer 3123	3.62%	\$ 7,084.32	\$ 7,187.90	1.46%	\$ 17,413.76	\$ 17,517.34	0.59%	\$ 2,965.95
MGS-S Customer 3124	2.88%	\$ 5,888.63	\$ 5,960.05	1.21%	\$ 15,637.61	\$ 15,709.03	0.46%	\$ 2,550.04
MGS-S Customer 3125	4.81%	\$ 1,455.05	\$ 1,497.81	2.94%	\$ 3,956.51	\$ 3,999.27	1.08%	\$ 931.78
MGS-S Customer 3126	2.67%	\$ 3,794.69	\$ 3,842.88	1.27%	\$ 9,422.52	\$ 9,470.71	0.51%	\$ 1,850.90
MGS-S Customer 3127	3.86%	\$ 6,318.19	\$ 6,417.65	1.57%	\$ 20,249.22	\$ 20,348.68	0.49%	\$ 2,675.13
MGS-S Customer 3128	4.97%	\$ 3,161.88	\$ 3,239.45	2.45%	\$ 8,747.43	\$ 8,825.00	0.89%	\$ 1,639.22
MGS-S Customer 3129	4.63%	\$ 2,141.96	\$ 2,193.69	2.42%	\$ 5,075.57	\$ 5,127.30	1.02%	\$ 1,167.91
MGS-S Customer 3130	3.67%	\$ 9,081.03	\$ 9,208.04	1.40%	\$ 29,257.25	\$ 29,384.26	0.43%	\$ 3,591.23
MGS-S Customer 3131	2.91%	\$ 3,304.28	\$ 3,352.29	1.45%	\$ 6,860.62	\$ 6,908.63	0.70%	\$ 1,696.11
MGS-S Customer 3132	4.33%	\$ 8,158.03	\$ 8,297.11	1.70%	\$ 17,847.59	\$ 17,986.67	0.78%	\$ 3,349.08
MGS-S Customer 3133	3.83%	\$ 7,092.66	\$ 7,195.91	1.46%	\$ 23,173.67	\$ 23,276.92	0.45%	\$ 2,796.16
MGS-S Customer 3134	4.86%	\$ 5,840.54	\$ 5,958.49	2.02%	\$ 15,109.61	\$ 15,227.56	0.78%	\$ 2,547.15
MGS-S Customer 3135	3.55%	\$ 19,357.11	\$ 19,592.50	1.22%	\$ 82,732.31	\$ 82,967.70	0.28%	\$ 6,859.22
MGS-S Customer 3136	3.65%	\$ 22,065.30	\$ 22,346.36	1.27%	\$ 59,123.29	\$ 59,404.35	0.48%	\$ 7,989.84
MGS-S Customer 3137	4.14%	\$ 34,334.85	\$ 34,812.47	1.39%	\$ 107,445.31	\$ 107,922.93	0.44%	\$ 12,016.07
MGS-S Customer 3138	3.75%	\$ 4,244.55	\$ 4,316.95	1.71%	\$ 11,255.77	\$ 11,328.17	0.64%	\$ 2,001.86
MGS-S Customer 3139	5.08%	\$ 13,655.50	\$ 13,905.64	1.83%	\$ 37,897.68	\$ 38,147.82	0.66%	\$ 5,169.44
MGS-S Customer 3140	3.71%	\$ 5,182.23	\$ 5,259.45	1.49%	\$ 17,275.90	\$ 17,353.12	0.45%	\$ 2,158.81
MGS-S Customer 3141	3.62%	\$ 16,189.31	\$ 16,403.97	1.33%	\$ 25,185.75	\$ 25,400.41	0.85%	\$ 6,143.85
MGS-S Customer 3142	3.97%	\$ 12,173.55	\$ 12,351.50	1.46%	\$ 33,978.03	\$ 34,155.98	0.52%	\$ 4,658.88
MGS-S Customer 3143	3.33%	\$ 7,949.73	\$ 8,050.36	1.27%	\$ 19,258.41	\$ 19,359.04	0.52%	\$ 3,125.13
MGS-S Customer 3144	3.69%	\$ 6,064.28	\$ 6,156.01	1.51%	\$ 21,519.58	\$ 21,611.31	0.43%	\$ 2,575.00
MGS-S Customer 3145	3.45%	\$ 5,025.08	\$ 5,094.93	1.39%	\$ 18,155.00	\$ 18,224.85	0.38%	\$ 2,095.62
MGS-S Customer 3146	3.60%	\$ 8,020.19	\$ 8,133.15	1.41%	\$ 23,737.27	\$ 23,850.23	0.48%	\$ 3,253.23
MGS-S Customer 3147	4.74%	\$ 6,502.12	\$ 6,625.19	1.89%	\$ 23,722.00	\$ 23,845.07	0.52%	\$ 2,720.71
MGS-S Customer 3148	3.66%	\$ 9,372.50	\$ 9,504.37	1.41%	\$ 23,143.56	\$ 23,275.43	0.57%	\$ 3,738.07
MGS-S Customer 3149	1.79%	\$ 2,071.70	\$ 2,091.71	0.97%	\$ 4,464.27	\$ 4,484.28	0.45%	\$ 1,140.41
MGS-S Customer 3150	4.62%	\$ 6,022.42	\$ 6,137.04	1.90%	\$ 16,918.60	\$ 17,033.22	0.68%	\$ 2,597.75
MGS-S Customer 3151	4.09%	\$ 8,490.31	\$ 8,622.77	1.56%	\$ 31,306.48	\$ 31,438.94	0.42%	\$ 3,369.88
MGS-S Customer 3152	3.28%	\$ 12,877.79	\$ 13,029.89	1.18%	\$ 50,292.29	\$ 50,444.39	0.30%	\$ 4,786.35
MGS-S Customer 3153	3.84%	\$ 4,885.49	\$ 4,967.38	1.68%	\$ 13,760.81	\$ 13,842.70	0.60%	\$ 2,212.14
MGS-S Customer 3154	5.13%	\$ 6,279.68	\$ 6,409.47	2.07%	\$ 21,508.74	\$ 21,638.53	0.60%	\$ 2,659.42
MGS-S Customer 3155	3.16%	\$ 4,862.37	\$ 4,924.88	1.29%	\$ 17,740.11	\$ 17,802.62	0.35%	\$ 2,039.58
MGS-S Customer 3156	3.79%	\$ 11,531.21	\$ 11,689.93	1.38%	\$ 45,703.24	\$ 45,861.96	0.35%	\$ 4,345.70
MGS-S Customer 3157	3.65%	\$ 4,092.17	\$ 4,160.89	1.68%	\$ 10,830.53	\$ 10,899.25	0.63%	\$ 1,950.35

Customer	Distribution % Difference	Delivery 8/24 Prices	Delivery 1/25 Prices	Delivery % Difference	Bundled 8/24 Prices	Bundled 1/25 Prices	Bundled % Difference	Distribution 1/25 Prices
MGS-S Customer 3158	2.69%	\$ 12,824.69	\$ 12,949.12	0.97%	\$ 51,214.88	\$ 51,339.31	0.24%	\$ 4,755.00
MGS-S Customer 3159	3.24%	\$ 62,518.43	\$ 63,176.68	1.05%	\$ 246,871.43	\$ 247,529.68	0.27%	\$ 21,004.05
MGS-S Customer 3160	3.72%	\$ 14,465.99	\$ 14,663.64	1.37%	\$ 30,284.65	\$ 30,482.30	0.65%	\$ 5,509.72
MGS-S Customer 3161	3.45%	\$ 11,987.02	\$ 12,135.13	1.24%	\$ 36,114.94	\$ 36,263.05	0.41%	\$ 4,439.40
MGS-S Customer 3162	2.94%	\$ 12,338.70	\$ 12,472.92	1.09%	\$ 35,611.92	\$ 35,746.14	0.38%	\$ 4,695.85
MGS-S Customer 3163	4.19%	\$ 5,596.64	\$ 5,694.04	1.74%	\$ 19,696.78	\$ 19,794.18	0.49%	\$ 2,424.34
MGS-S Customer 3164	4.23%	\$ 4,996.13	\$ 5,088.62	1.85%	\$ 9,933.69	\$ 10,026.18	0.93%	\$ 2,280.44
MGS-S Customer 3165	4.03%	\$ 5,695.07	\$ 5,785.38	1.59%	\$ 19,220.69	\$ 19,311.00	0.47%	\$ 2,328.71
MGS-S Customer 3166	4.12%	\$ 4,513.72	\$ 4,591.51	1.72%	\$ 11,555.68	\$ 11,633.47	0.67%	\$ 1,963.70
MGS-S Customer 3167	3.86%	\$ 6,182.77	\$ 6,280.99	1.59%	\$ 18,431.26	\$ 18,529.48	0.53%	\$ 2,639.95
MGS-S Customer 3168	4.19%	\$ 3,942.08	\$ 4,013.34	1.81%	\$ 9,951.43	\$ 10,022.69	0.72%	\$ 1,772.14
MGS-S Customer 3169	3.31%	\$ 6,125.37	\$ 6,205.47	1.31%	\$ 16,397.33	\$ 16,477.43	0.49%	\$ 2,497.94
MGS-S Customer 3170	3.81%	\$ 18,095.64	\$ 18,336.83	1.33%	\$ 59,641.91	\$ 59,883.10	0.40%	\$ 6,578.70
MGS-S Customer 3171	2.44%	\$ 9,961.63	\$ 10,054.61	0.93%	\$ 27,210.87	\$ 27,303.85	0.34%	\$ 3,908.35
MGS-S Customer 3172	3.56%	\$ 12,272.89	\$ 12,429.97	1.28%	\$ 50,802.60	\$ 50,959.68	0.31%	\$ 4,570.74
MGS-S Customer 3173	3.25%	\$ 16,584.60	\$ 16,778.51	1.17%	\$ 41,736.32	\$ 41,930.23	0.46%	\$ 6,161.93
MGS-S Customer 3174	4.88%	\$ 8,068.37	\$ 8,215.81	1.83%	\$ 20,608.35	\$ 20,755.79	0.72%	\$ 3,167.81
MGS-S Customer 3175	4.05%	\$ 8,715.71	\$ 8,850.73	1.55%	\$ 28,478.75	\$ 28,613.77	0.47%	\$ 3,469.78
MGS-S Customer 3176	3.13%	\$ 5,304.33	\$ 5,375.92	1.35%	\$ 13,328.04	\$ 13,399.63	0.54%	\$ 2,360.48
MGS-S Customer 3177	3.71%	\$ 6,948.91	\$ 7,046.96	1.41%	\$ 23,986.31	\$ 24,084.36	0.41%	\$ 2,738.63
MGS-S Customer 3178	2.06%	\$ 3,727.49	\$ 3,761.70	0.92%	\$ 8,604.26	\$ 8,638.47	0.40%	\$ 1,697.79
MGS-S Customer 3179	3.88%	\$ 30,119.74	\$ 30,518.77	1.32%	\$ 83,869.37	\$ 84,268.40	0.48%	\$ 10,679.57
MGS-S Customer 3180	3.32%	\$ 3,884.52	\$ 3,944.86	1.55%	\$ 10,158.62	\$ 10,218.96	0.59%	\$ 1,880.06
MGS-S Customer 3181	3.23%	\$ 21,440.86	\$ 21,681.68	1.12%	\$ 69,687.55	\$ 69,928.37	0.35%	\$ 7,686.48
MGS-S Customer 3182	3.28%	\$ 4,484.02	\$ 4,545.47	1.37%	\$ 13,969.28	\$ 14,030.73	0.44%	\$ 1,932.60
MGS-S Customer 3183	4.59%	\$ 4,309.76	\$ 4,398.23	2.05%	\$ 13,124.40	\$ 13,212.87	0.67%	\$ 2,015.24
MGS-S Customer 3184	3.67%	\$ 13,361.64	\$ 13,539.05	1.33%	\$ 44,226.54	\$ 44,403.95	0.40%	\$ 5,005.18
MGS-S Customer 3185	3.75%	\$ 3,575.00	\$ 3,634.39	1.66%	\$ 9,785.23	\$ 9,844.62	0.61%	\$ 1,641.34
MGS-S Customer 3186	5.07%	\$ 9,614.31	\$ 9,796.59	1.90%	\$ 31,388.39	\$ 31,570.67	0.58%	\$ 3,776.38
MGS-S Customer 3187	4.99%	\$ 6,289.06	\$ 6,415.90	2.02%	\$ 20,448.61	\$ 20,575.45	0.62%	\$ 2,669.54
MGS-S Customer 3188	3.23%	\$ 5,443.02	\$ 5,513.97	1.30%	\$ 14,554.40	\$ 14,625.35	0.49%	\$ 2,268.48
MGS-S Customer 3189	5.99%	\$ 6,956.09	\$ 7,114.35	2.28%	\$ 17,596.09	\$ 17,754.35	0.90%	\$ 2,799.54
MGS-S Customer 3190	1.61%	\$ 2,891.09	\$ 2,913.49	0.77%	\$ 6,058.48	\$ 6,080.88	0.37%	\$ 1,418.42
MGS-S Customer 3191	3.78%	\$ 11,106.13	\$ 11,258.82	1.37%	\$ 46,601.00	\$ 46,753.69	0.33%	\$ 4,188.27
MGS-S Customer 3192	3.16%	\$ 10,185.02	\$ 10,305.97	1.19%	\$ 33,535.94	\$ 33,656.89	0.36%	\$ 3,948.72
MGS-S Customer 3193	3.31%	\$ 4,490.70	\$ 4,556.96	1.48%	\$ 13,686.18	\$ 13,752.44	0.48%	\$ 2,070.10
MGS-S Customer 3194	3.21%	\$ 9,142.80	\$ 9,255.12	1.23%	\$ 29,293.77	\$ 29,406.09	0.38%	\$ 3,609.48
MGS-S Customer 3195	2.51%	\$ 8,105.82	\$ 8,186.98	1.00%	\$ 18,417.43	\$ 18,498.59	0.44%	\$ 3,313.81
MGS-S Customer 3196	3.40%	\$ 9,561.17	\$ 9,684.21	1.29%	\$ 32,189.95	\$ 32,312.99	0.38%	\$ 3,738.86
MGS-S Customer 3197	5.18%	\$ 859.96	\$ 903.14	5.02%	\$ 864.19	\$ 907.37	5.00%	\$ 876.07

Customer	Distribution % Difference	Delivery 8/24 Prices	Delivery 1/25 Prices	Delivery % Difference	Bundled 8/24 Prices	Bundled 1/25 Prices	Bundled % Difference	Distribution 1/25 Prices
MGS-S Customer 3198	3.91%	\$ 4,675.49	\$ 4,751.53	1.63%	\$ 11,571.87	\$ 11,647.91	0.66%	\$ 2,020.19
MGS-S Customer 3199	3.66%	\$ 20,568.28	\$ 20,826.99	1.26%	\$ 78,413.12	\$ 78,671.83	0.33%	\$ 7,321.55
MGS-S Customer 3200	3.18%	\$ 5,921.30	\$ 6,001.21	1.35%	\$ 11,944.25	\$ 12,024.16	0.67%	\$ 2,589.45
MGS-S Customer 3201	4.07%	\$ 4,289.32	\$ 4,367.75	1.83%	\$ 12,859.10	\$ 12,937.53	0.61%	\$ 2,007.68
MGS-S Customer 3202	4.94%	\$ 681.34	\$ 713.33	4.70%	\$ 750.58	\$ 782.57	4.26%	\$ 679.37
MGS-S Customer 3203	3.46%	\$ 16,047.57	\$ 16,245.57	1.23%	\$ 49,938.97	\$ 50,136.97	0.40%	\$ 5,915.85
MGS-S Customer 3204	3.47%	\$ 16,145.25	\$ 16,340.90	1.21%	\$ 66,532.90	\$ 66,728.55	0.29%	\$ 5,832.86
MGS-S Customer 3205	2.14%	\$ 3,645.10	\$ 3,680.18	0.96%	\$ 8,212.45	\$ 8,247.53	0.43%	\$ 1,671.72
MGS-S Customer 3206	3.59%	\$ 29,378.30	\$ 29,733.73	1.21%	\$ 106,245.75	\$ 106,601.18	0.33%	\$ 10,251.03
MGS-S Customer 3207	4.73%	\$ 3,765.81	\$ 3,843.50	2.06%	\$ 8,488.21	\$ 8,565.90	0.92%	\$ 1,721.77
MGS-S Customer 3208	3.41%	\$ 15,107.69	\$ 15,291.27	1.22%	\$ 59,323.16	\$ 59,506.74	0.31%	\$ 5,574.11
MGS-S Customer 3209	3.82%	\$ 4,508.98	\$ 4,581.40	1.61%	\$ 10,365.79	\$ 10,438.21	0.70%	\$ 1,969.22
MGS-S Customer 3210	4.14%	\$ 5,329.34	\$ 5,422.67	1.75%	\$ 16,947.67	\$ 17,041.00	0.55%	\$ 2,348.62
MGS-S Customer 3211	3.06%	\$ 3,573.78	\$ 3,626.69	1.48%	\$ 8,549.62	\$ 8,602.53	0.62%	\$ 1,780.26
MGS-S Customer 3212	3.88%	\$ 5,520.46	\$ 5,610.73	1.64%	\$ 16,828.45	\$ 16,918.72	0.54%	\$ 2,416.12
MGS-S Customer 3213	2.98%	\$ 4,021.54	\$ 4,073.36	1.29%	\$ 10,827.08	\$ 10,878.90	0.48%	\$ 1,789.65
MGS-S Customer 3214	4.12%	\$ 18,313.85	\$ 18,581.67	1.46%	\$ 44,036.89	\$ 44,304.71	0.61%	\$ 6,771.41
MGS-S Customer 3215	3.75%	\$ 13,133.46	\$ 13,316.92	1.40%	\$ 23,078.97	\$ 23,262.43	0.79%	\$ 5,075.09
MGS-S Customer 3216	2.91%	\$ 1,915.11	\$ 1,945.81	1.60%	\$ 4,542.15	\$ 4,572.85	0.68%	\$ 1,087.07
MGS-S Customer 3217	4.40%	\$ 4,352.28	\$ 4,438.56	1.98%	\$ 10,357.98	\$ 10,444.26	0.83%	\$ 2,049.22
MGS-S Customer 3218	3.68%	\$ 5,294.62	\$ 5,373.25	1.49%	\$ 14,982.24	\$ 15,060.87	0.52%	\$ 2,214.88
MGS-S Customer 3219	2.87%	\$ 3,228.75	\$ 3,275.15	1.44%	\$ 7,862.83	\$ 7,909.23	0.59%	\$ 1,662.09
MGS-S Customer 3220	4.26%	\$ 4,353.81	\$ 4,436.61	1.90%	\$ 13,424.06	\$ 13,506.86	0.62%	\$ 2,027.39
MGS-S Customer 3221	3.68%	\$ 11,112.63	\$ 11,262.53	1.35%	\$ 41,920.40	\$ 42,070.30	0.36%	\$ 4,222.91
MGS-S Customer 3222	3.85%	\$ 10,414.01	\$ 10,567.51	1.47%	\$ 19,061.48	\$ 19,214.98	0.81%	\$ 4,138.58
MGS-S Customer 3223	3.82%	\$ 6,626.89	\$ 6,724.32	1.47%	\$ 20,513.58	\$ 20,611.01	0.47%	\$ 2,649.50
MGS-S Customer 3224	3.98%	\$ 9,089.04	\$ 9,223.25	1.48%	\$ 23,340.00	\$ 23,474.21	0.58%	\$ 3,505.25
MGS-S Customer 3225	4.17%	\$ 6,148.02	\$ 6,255.33	1.75%	\$ 11,076.33	\$ 11,183.64	0.97%	\$ 2,681.53
MGS-S Customer 3226	3.63%	\$ 7,272.14	\$ 7,376.53	1.44%	\$ 24,780.65	\$ 24,885.04	0.42%	\$ 2,980.41
MGS-S Customer 3227	3.74%	\$ 7,889.32	\$ 7,999.74	1.40%	\$ 25,621.33	\$ 25,731.75	0.43%	\$ 3,061.20
MGS-S Customer 3228	4.52%	\$ 3,439.68	\$ 3,513.57	2.15%	\$ 12,727.03	\$ 12,800.92	0.58%	\$ 1,708.24
MGS-S Customer 3229	1.81%	\$ 20,531.25	\$ 20,678.14	0.72%	\$ 35,764.88	\$ 35,911.77	0.41%	\$ 8,280.11
MGS-S Customer 3230	4.54%	\$ 3,740.61	\$ 3,819.91	2.12%	\$ 11,259.50	\$ 11,338.80	0.70%	\$ 1,825.81
MGS-S Customer 3231	3.79%	\$ 3,366.27	\$ 3,423.57	1.70%	\$ 9,440.76	\$ 9,498.06	0.61%	\$ 1,569.76
MGS-S Customer 3232	3.16%	\$ 7,529.73	\$ 7,624.29	1.26%	\$ 22,340.24	\$ 22,434.80	0.42%	\$ 3,086.18
MGS-S Customer 3233	3.60%	\$ 7,200.20	\$ 7,302.05	1.41%	\$ 27,913.46	\$ 28,015.31	0.36%	\$ 2,932.43
MGS-S Customer 3234	3.11%	\$ 25,786.72	\$ 26,060.24	1.06%	\$ 90,190.29	\$ 90,463.81	0.30%	\$ 9,080.51
MGS-S Customer 3235	3.27%	\$ 11,197.23	\$ 11,333.02	1.21%	\$ 36,600.33	\$ 36,736.12	0.37%	\$ 4,287.06
MGS-S Customer 3236	3.76%	\$ 15,399.32	\$ 15,605.35	1.34%	\$ 51,296.39	\$ 51,502.42	0.40%	\$ 5,679.67
MGS-S Customer 3237	3.68%	\$ 11,992.27	\$ 12,151.55	1.33%	\$ 49,233.08	\$ 49,392.36	0.32%	\$ 4,483.41

Customer	Distribution % Difference	Delivery 8/24 Prices	Delivery 1/25 Prices	Delivery % Difference	Bundled 8/24 Prices	Bundled 1/25 Prices	Bundled % Difference	Distribution 1/25 Prices
MGS-S Customer 3238	3.90%	\$ 8,353.25	\$ 8,477.26	1.48%	\$ 33,459.26	\$ 33,583.27	0.37%	\$ 3,304.54
MGS-S Customer 3239	3.76%	\$ 5,794.87	\$ 5,881.10	1.49%	\$ 16,571.53	\$ 16,657.76	0.52%	\$ 2,381.63
MGS-S Customer 3240	3.30%	\$ 3,656.84	\$ 3,710.33	1.46%	\$ 8,784.99	\$ 8,838.48	0.61%	\$ 1,675.91
MGS-S Customer 3241	3.42%	\$ 19,734.87	\$ 19,968.39	1.18%	\$ 73,941.55	\$ 74,175.07	0.32%	\$ 7,053.82
MGS-S Customer 3242	3.51%	\$ 7,727.63	\$ 7,833.83	1.37%	\$ 25,991.53	\$ 26,097.73	0.41%	\$ 3,132.77
MGS-S Customer 3243	3.87%	\$ 4,330.55	\$ 4,400.70	1.62%	\$ 13,748.05	\$ 13,818.20	0.51%	\$ 1,882.02
MGS-S Customer 3244	3.17%	\$ 4,585.64	\$ 4,647.20	1.34%	\$ 8,763.12	\$ 8,824.68	0.70%	\$ 2,005.10
MGS-S Customer 3245	3.78%	\$ 4,247.63	\$ 4,320.45	1.71%	\$ 11,603.70	\$ 11,676.52	0.63%	\$ 2,000.59
MGS-S Customer 3246	3.51%	\$ 7,648.61	\$ 7,756.92	1.42%	\$ 13,000.72	\$ 13,109.03	0.83%	\$ 3,196.90
MGS-S Customer 3247	2.91%	\$ 6,806.40	\$ 6,886.93	1.18%	\$ 19,320.56	\$ 19,401.09	0.42%	\$ 2,849.48
MGS-S Customer 3248	4.82%	\$ 4,828.18	\$ 4,929.26	2.09%	\$ 13,708.75	\$ 13,809.83	0.74%	\$ 2,196.58
MGS-S Customer 3249	4.65%	\$ 4,286.41	\$ 4,374.73	2.06%	\$ 15,742.03	\$ 15,830.35	0.56%	\$ 1,988.54
MGS-S Customer 3250	3.41%	\$ 9,419.58	\$ 9,540.71	1.29%	\$ 34,959.79	\$ 35,080.92	0.35%	\$ 3,669.04
MGS-S Customer 3251	5.60%	\$ 1,555.04	\$ 1,606.61	3.32%	\$ 3,409.54	\$ 3,461.11	1.51%	\$ 972.82
MGS-S Customer 3252	3.87%	\$ 4,977.42	\$ 5,060.53	1.67%	\$ 15,669.41	\$ 15,752.52	0.53%	\$ 2,231.36
MGS-S Customer 3253	4.49%	\$ 4,065.14	\$ 4,148.72	2.06%	\$ 10,559.89	\$ 10,643.47	0.79%	\$ 1,946.03
MGS-S Customer 3254	3.69%	\$ 4,310.86	\$ 4,378.41	1.57%	\$ 10,413.45	\$ 10,481.00	0.65%	\$ 1,897.99
MGS-S Customer 3255	4.05%	\$ 4,558.79	\$ 4,636.33	1.70%	\$ 9,430.99	\$ 9,508.53	0.82%	\$ 1,994.49
MGS-S Customer 3256	5.28%	\$ 3,769.94	\$ 3,862.20	2.45%	\$ 11,152.29	\$ 11,244.55	0.83%	\$ 1,839.78
MGS-S Customer 3257	4.21%	\$ 4,756.11	\$ 4,843.88	1.85%	\$ 13,030.28	\$ 13,118.05	0.67%	\$ 2,173.01
MGS-S Customer 3258	5.58%	\$ 1,910.44	\$ 1,975.44	3.40%	\$ 3,851.32	\$ 3,916.32	1.69%	\$ 1,229.99
MGS-S Customer 3259	4.41%	\$ 2,815.36	\$ 2,879.49	2.28%	\$ 8,006.24	\$ 8,070.37	0.80%	\$ 1,519.36
MGS-S Customer 3260	4.19%	\$ 3,221.63	\$ 3,288.51	2.08%	\$ 8,275.40	\$ 8,342.28	0.81%	\$ 1,661.22
MGS-S Customer 3261	2.47%	\$ 40,601.27	\$ 40,944.33	0.84%	\$ 184,276.40	\$ 184,619.46	0.19%	\$ 14,259.47
MGS-S Customer 3262	3.87%	\$ 3,603.48	\$ 3,664.84	1.70%	\$ 10,699.94	\$ 10,761.30	0.57%	\$ 1,645.37
MGS-S Customer 3263	3.69%	\$ 19,246.99	\$ 19,493.14	1.28%	\$ 70,555.95	\$ 70,802.10	0.35%	\$ 6,908.58
MGS-S Customer 3264	4.94%	\$ 5,584.17	\$ 5,698.34	2.04%	\$ 19,556.33	\$ 19,670.50	0.58%	\$ 2,424.66
MGS-S Customer 3265	5.66%	\$ 2,737.42	\$ 2,810.73	2.68%	\$ 7,205.59	\$ 7,278.90	1.02%	\$ 1,367.50
MGS-S Customer 3266	3.56%	\$ 69,191.02	\$ 70,012.54	1.19%	\$ 174,459.85	\$ 175,281.37	0.47%	\$ 23,901.34
MGS-S Customer 3267	3.81%	\$ 5,872.83	\$ 5,965.21	1.57%	\$ 20,248.23	\$ 20,340.61	0.46%	\$ 2,516.65
MGS-S Customer 3268	3.14%	\$ 13,317.58	\$ 13,469.91	1.14%	\$ 42,027.24	\$ 42,179.57	0.36%	\$ 4,999.58
MGS-S Customer 3269	3.55%	\$ 5,830.96	\$ 5,916.33	1.46%	\$ 22,010.01	\$ 22,095.38	0.39%	\$ 2,487.93
MGS-S Customer 3270	3.63%	\$ 5,003.55	\$ 5,082.57	1.58%	\$ 13,052.05	\$ 13,131.07	0.61%	\$ 2,258.10
MGS-S Customer 3271	2.72%	\$ 3,480.23	\$ 3,522.64	1.22%	\$ 9,878.42	\$ 9,920.83	0.43%	\$ 1,603.52
MGS-S Customer 3272	4.00%	\$ 6,064.95	\$ 6,160.84	1.58%	\$ 14,140.42	\$ 14,236.31	0.68%	\$ 2,496.06
MGS-S Customer 3273	3.93%	\$ 7,971.66	\$ 8,090.55	1.49%	\$ 37,394.90	\$ 37,513.79	0.32%	\$ 3,141.24
MGS-S Customer 3274	2.86%	\$ 6,659.55	\$ 6,738.08	1.18%	\$ 15,252.18	\$ 15,330.71	0.51%	\$ 2,825.95
MGS-S Customer 3275	3.96%	\$ 5,939.79	\$ 6,037.98	1.65%	\$ 15,036.32	\$ 15,134.51	0.65%	\$ 2,578.24
MGS-S Customer 3276	3.68%	\$ 5,493.86	\$ 5,575.05	1.48%	\$ 14,485.95	\$ 14,567.14	0.56%	\$ 2,289.15
MGS-S Customer 3277	4.13%	\$ 5,973.72	\$ 6,077.62	1.74%	\$ 11,213.05	\$ 11,316.95	0.93%	\$ 2,618.40

Internal Use

Customer	Distribution % Difference	Delivery 8/24 Prices	Delivery 1/25 Prices	Delivery % Difference	Bundled 8/24 Prices	Bundled 1/25 Prices	Bundled % Difference	Distribution 1/25 Prices
MGS-S Customer 3278	2.83%	\$ 4,112.90	\$ 4,163.23	1.22%	\$ 10,143.62	\$ 10,193.95	0.50%	\$ 1,826.32
MGS-S Customer 3279	3.99%	\$ 3,410.09	\$ 3,471.05	1.79%	\$ 8,908.00	\$ 8,968.96	0.68%	\$ 1,589.76
MGS-S Customer 3280	3.58%	\$ 3,371.05	\$ 3,425.26	1.61%	\$ 10,063.02	\$ 10,117.23	0.54%	\$ 1,566.37
MGS-S Customer 3281	4.20%	\$ 5,936.26	\$ 6,039.31	1.74%	\$ 17,764.83	\$ 17,867.88	0.58%	\$ 2,558.86
MGS-S Customer 3282	3.64%	\$ 5,606.93	\$ 5,687.62	1.44%	\$ 18,863.23	\$ 18,943.92	0.43%	\$ 2,298.04
MGS-S Customer 3283	3.86%	\$ 3,118.84	\$ 3,178.70	1.92%	\$ 9,958.55	\$ 10,018.41	0.60%	\$ 1,611.59
MGS-S Customer 3284	3.78%	\$ 4,205.87	\$ 4,274.14	1.62%	\$ 8,419.91	\$ 8,488.18	0.81%	\$ 1,875.20
MGS-S Customer 3285	3.90%	\$ 6,729.48	\$ 6,829.38	1.48%	\$ 23,953.36	\$ 24,053.26	0.42%	\$ 2,661.96
MGS-S Customer 3286	3.62%	\$ 7,217.93	\$ 7,322.62	1.45%	\$ 20,097.27	\$ 20,201.96	0.52%	\$ 2,994.37
MGS-S Customer 3287	4.37%	\$ 4,782.21	\$ 4,875.43	1.95%	\$ 6,656.02	\$ 6,749.24	1.40%	\$ 2,228.32
MGS-S Customer 3288	5.11%	\$ 845.54	\$ 887.99	5.02%	\$ 845.58	\$ 888.03	5.02%	\$ 873.57
MGS-S Customer 3289	4.18%	\$ 4,447.00	\$ 4,527.90	1.82%	\$ 19,401.71	\$ 19,482.61	0.42%	\$ 2,017.70
MGS-S Customer 3290	4.10%	\$ 4,465.39	\$ 4,546.36	1.81%	\$ 15,104.37	\$ 15,185.34	0.54%	\$ 2,054.46
MGS-S Customer 3291	3.30%	\$ 8,205.56	\$ 8,310.43	1.28%	\$ 28,288.54	\$ 28,393.41	0.37%	\$ 3,284.68
MGS-S Customer 3292	3.66%	\$ 10,137.35	\$ 10,276.03	1.37%	\$ 35,330.89	\$ 35,469.57	0.39%	\$ 3,923.22
MGS-S Customer 3293	4.56%	\$ 4,122.29	\$ 4,202.20	1.94%	\$ 10,809.00	\$ 10,888.91	0.74%	\$ 1,831.51
MGS-S Customer 3294	3.34%	\$ 5,022.82	\$ 5,095.66	1.45%	\$ 14,581.09	\$ 14,653.93	0.50%	\$ 2,252.74
MGS-S Customer 3295	4.69%	\$ 5,736.53	\$ 5,848.42	1.95%	\$ 16,687.79	\$ 16,799.68	0.67%	\$ 2,498.04
MGS-S Customer 3296	4.05%	\$ 8,523.45	\$ 8,656.70	1.56%	\$ 24,997.76	\$ 25,131.01	0.53%	\$ 3,426.17
MGS-S Customer 3297	4.10%	\$ 22,057.47	\$ 22,378.65	1.46%	\$ 77,891.27	\$ 78,212.45	0.41%	\$ 8,152.86
MGS-S Customer 3298	3.52%	\$ 33,513.57	\$ 33,902.36	1.16%	\$ 146,977.39	\$ 147,366.18	0.26%	\$ 11,428.52
MGS-S Customer 3299	3.70%	\$ 36,458.18	\$ 36,914.24	1.25%	\$ 118,371.52	\$ 118,827.58	0.39%	\$ 12,792.49
MGS-S Customer 3300	4.02%	\$ 8,353.67	\$ 8,483.99	1.56%	\$ 24,616.93	\$ 24,747.25	0.53%	\$ 3,368.38
MGS-S Customer 3301	3.94%	\$ 4,525.37	\$ 4,604.44	1.75%	\$ 13,182.21	\$ 13,261.28	0.60%	\$ 2,088.71
MGS-S Customer 3302	3.90%	\$ 5,583.52	\$ 5,670.33	1.55%	\$ 16,105.72	\$ 16,192.53	0.54%	\$ 2,310.58
MGS-S Customer 3303	3.08%	\$ 73,437.17	\$ 74,190.34	1.03%	\$ 284,070.81	\$ 284,823.98	0.27%	\$ 25,168.72
MGS-S Customer 3304	3.26%	\$ 2,745.46	\$ 2,788.99	1.59%	\$ 5,287.26	\$ 5,330.79	0.82%	\$ 1,377.23
MGS-S Customer 3305	4.15%	\$ 5,925.44	\$ 6,028.09	1.73%	\$ 15,064.36	\$ 15,167.01	0.68%	\$ 2,573.98
MGS-S Customer 3306	3.63%	\$ 5,982.85	\$ 6,067.62	1.42%	\$ 20,907.28	\$ 20,992.05	0.41%	\$ 2,417.00
MGS-S Customer 3307	3.35%	\$ 6,084.06	\$ 6,164.35	1.32%	\$ 16,901.86	\$ 16,982.15	0.48%	\$ 2,479.87
MGS-S Customer 3308	3.94%	\$ 4,832.16	\$ 4,915.47	1.72%	\$ 12,934.48	\$ 13,017.79	0.64%	\$ 2,199.49
MGS-S Customer 3309	1.65%	\$ 22,682.35	\$ 22,821.26	0.61%	\$ 72,946.94	\$ 73,085.85	0.19%	\$ 8,544.90
MGS-S Customer 3310	5.37%	\$ 2,458.22	\$ 2,523.32	2.65%	\$ 5,802.83	\$ 5,867.93	1.12%	\$ 1,277.18
MGS-S Customer 3311	5.57%	\$ 2,666.56	\$ 2,737.95	2.68%	\$ 5,701.40	\$ 5,772.79	1.25%	\$ 1,352.70
MGS-S Customer 3312	1.53%	\$ 4,621.90	\$ 4,654.00	0.69%	\$ 10,331.43	\$ 10,363.53	0.31%	\$ 2,132.37
MGS-S Customer 3313	3.70%	\$ 5,385.21	\$ 5,465.54	1.49%	\$ 14,168.32	\$ 14,248.65	0.57%	\$ 2,252.91
MGS-S Customer 3314	2.26%	\$ 2,411.68	\$ 2,439.51	1.15%	\$ 5,082.94	\$ 5,110.77	0.55%	\$ 1,257.58
MGS-S Customer 3315	4.49%	\$ 5,105.88	\$ 5,204.98	1.94%	\$ 12,245.07	\$ 12,344.17	0.81%	\$ 2,304.29
MGS-S Customer 3316	3.74%	\$ 5,849.09	\$ 5,936.43	1.49%	\$ 13,479.73	\$ 13,567.07	0.65%	\$ 2,422.76
MGS-S Customer 3317	2.51%	\$ 4,121.06	\$ 4,166.63	1.11%	\$ 5,662.59	\$ 5,708.16	0.80%	\$ 1,859.71

Customer	Distribution % Difference	Delivery 8/24 Prices	Delivery 1/25 Prices	Delivery % Difference	Bundled 8/24 Prices	Bundled 1/25 Prices	Bundled % Difference	Distribution 1/25 Prices
MGS-S Customer 3318	3.40%	\$ 3,840.15	\$ 3,897.66	1.50%	\$ 8,008.49	\$ 8,066.00	0.72%	\$ 1,746.86
MGS-S Customer 3319	4.06%	\$ 3,689.68	\$ 3,754.56	1.76%	\$ 12,602.47	\$ 12,667.35	0.51%	\$ 1,663.12
MGS-S Customer 3320	4.71%	\$ 3,738.85	\$ 3,820.74	2.19%	\$ 11,885.05	\$ 11,966.94	0.69%	\$ 1,821.36
MGS-S Customer 3321	4.29%	\$ 4,106.96	\$ 4,186.92	1.95%	\$ 13,003.41	\$ 13,083.37	0.61%	\$ 1,942.75
MGS-S Customer 3322	2.06%	\$ 45,630.46	\$ 45,979.20	0.76%	\$ 88,026.85	\$ 88,375.59	0.40%	\$ 17,265.99
MGS-S Customer 3323	3.74%	\$ 6,230.75	\$ 6,321.25	1.45%	\$ 20,160.86	\$ 20,251.36	0.45%	\$ 2,510.87
MGS-S Customer 3324	3.81%	\$ 4,174.70	\$ 4,241.91	1.61%	\$ 13,045.79	\$ 13,113.00	0.52%	\$ 1,831.40
MGS-S Customer 3325	3.67%	\$ 6,531.84	\$ 6,629.13	1.49%	\$ 20,321.18	\$ 20,418.47	0.48%	\$ 2,749.41
MGS-S Customer 3326	4.66%	\$ 8,683.28	\$ 8,833.83	1.73%	\$ 20,776.95	\$ 20,927.50	0.72%	\$ 3,383.97
MGS-S Customer 3327	3.80%	\$ 7,240.68	\$ 7,343.53	1.42%	\$ 28,295.25	\$ 28,398.10	0.36%	\$ 2,812.14
MGS-S Customer 3328	0.50%	\$ 3,714.14	\$ 3,722.54	0.23%	\$ 8,492.53	\$ 8,500.93	0.10%	\$ 1,688.15
MGS-S Customer 3329	4.22%	\$ 4,577.12	\$ 4,663.07	1.88%	\$ 11,158.71	\$ 11,244.66	0.77%	\$ 2,122.73
MGS-S Customer 3330	3.64%	\$ 7,346.00	\$ 7,451.88	1.44%	\$ 23,109.82	\$ 23,215.70	0.46%	\$ 3,018.53
MGS-S Customer 3331	3.67%	\$ 5,590.22	\$ 5,671.44	1.45%	\$ 18,945.36	\$ 19,026.58	0.43%	\$ 2,291.69
MGS-S Customer 3332	3.69%	\$ 71,258.13	\$ 72,107.38	1.19%	\$ 285,146.00	\$ 285,995.25	0.30%	\$ 23,856.14
MGS-S Customer 3333	3.49%	\$ 67,416.06	\$ 68,198.15	1.16%	\$ 195,373.08	\$ 196,155.17	0.40%	\$ 23,160.04
MGS-S Customer 3334	3.05%	\$ 4,168.16	\$ 4,226.63	1.40%	\$ 10,934.28	\$ 10,992.75	0.53%	\$ 1,974.12
MGS-S Customer 3335	4.21%	\$ 1,835.40	\$ 1,883.67	2.63%	\$ 4,652.34	\$ 4,700.61	1.04%	\$ 1,194.19
MGS-S Customer 3336	1.71%	\$ 6,687.31	\$ 6,732.49	0.68%	\$ 16,937.33	\$ 16,982.51	0.27%	\$ 2,684.37
MGS-S Customer 3337	3.25%	\$ 6,370.97	\$ 6,456.45	1.34%	\$ 16,136.63	\$ 16,222.11	0.53%	\$ 2,719.59
MGS-S Customer 3338	3.57%	\$ 8,083.85	\$ 8,196.98	1.40%	\$ 22,435.37	\$ 22,548.50	0.50%	\$ 3,284.86
MGS-S Customer 3339	1.28%	\$ 3,891.47	\$ 3,913.61	0.57%	\$ 9,193.53	\$ 9,215.67	0.24%	\$ 1,748.74
MGS-S Customer 3340	3.93%	\$ 4,631.12	\$ 4,711.64	1.74%	\$ 12,555.99	\$ 12,636.51	0.64%	\$ 2,130.70
MGS-S Customer 3341	4.18%	\$ 19,669.00	\$ 19,960.18	1.48%	\$ 53,769.85	\$ 54,061.03	0.54%	\$ 7,258.01
MGS-S Customer 3342	2.27%	\$ 18,633.64	\$ 18,779.62	0.78%	\$ 64,151.71	\$ 64,297.69	0.23%	\$ 6,583.26
MGS-S Customer 3343	5.38%	\$ 1,161.59	\$ 1,201.84	3.47%	\$ 9,513.92	\$ 9,554.17	0.42%	\$ 788.68
MGS-S Customer 3344	3.72%	\$ 17,294.35	\$ 17,520.42	1.31%	\$ 40,508.16	\$ 40,734.23	0.56%	\$ 6,295.71
MGS-S Customer 3345	4.74%	\$ 3,748.32	\$ 3,824.41	2.03%	\$ 13,311.73	\$ 13,387.82	0.57%	\$ 1,681.27
MGS-S Customer 3346	3.49%	\$ 3,156.57	\$ 3,207.26	1.61%	\$ 8,206.57	\$ 8,257.26	0.62%	\$ 1,503.10
MGS-S Customer 3347	3.21%	\$ 36,151.81	\$ 36,542.02	1.08%	\$ 117,754.35	\$ 118,144.56	0.33%	\$ 12,564.22
MGS-S Customer 3348	3.68%	\$ 16,143.80	\$ 16,358.83	1.33%	\$ 35,686.20	\$ 35,901.23	0.60%	\$ 6,053.93
MGS-S Customer 3349	5.02%	\$ 4,512.50	\$ 4,610.95	2.18%	\$ 17,415.15	\$ 17,513.60	0.57%	\$ 2,058.66
MGS-S Customer 3350	3.95%	\$ 7,881.21	\$ 7,994.30	1.43%	\$ 37,386.37	\$ 37,499.46	0.30%	\$ 2,976.06
MGS-S Customer 3351	5.19%	\$ 7,442.71	\$ 7,594.34	2.04%	\$ 21,826.22	\$ 21,977.85	0.69%	\$ 3,072.56
MGS-S Customer 3352	2.13%	\$ 22,823.68	\$ 23,013.97	0.83%	\$ 43,043.78	\$ 43,234.07	0.44%	\$ 9,117.54
MGS-S Customer 3353	4.98%	\$ 9,478.56	\$ 9,656.41	1.88%	\$ 28,720.56	\$ 28,898.41	0.62%	\$ 3,746.36
MGS-S Customer 3354	3.63%	\$ 9,845.56	\$ 9,980.71	1.37%	\$ 29,992.07	\$ 30,127.22	0.45%	\$ 3,857.23
MGS-S Customer 3355	3.55%	\$ 12,070.77	\$ 12,226.82	1.29%	\$ 42,807.70	\$ 42,963.75	0.36%	\$ 4,555.61
MGS-S Customer 3356	5.28%	\$ 1,025.95	\$ 1,072.77	4.56%	\$ 1,042.40	\$ 1,089.22	4.49%	\$ 934.10
MGS-S Customer 3357	3.72%	\$ 7,466.27	\$ 7,574.73	1.45%	\$ 28,381.32	\$ 28,489.78	0.38%	\$ 3,024.35

Internal Use

Customer	Distribution % Difference	Delivery 8/24 Prices	Delivery 1/25 Prices	Delivery % Difference	Bundled 8/24 Prices	Bundled 1/25 Prices	Bundled % Difference	Distribution 1/25 Prices
MGS-S Customer 3358	5.43%	\$ 1,422.06	\$ 1,476.84	3.85%	\$ 2,710.95	\$ 2,765.73	2.02%	\$ 1,063.68
MGS-S Customer 3359	5.60%	\$ 1,993.49	\$ 2,060.44	3.36%	\$ 3,561.19	\$ 3,628.14	1.88%	\$ 1,261.73
MGS-S Customer 3360	2.70%	\$ 6,566.57	\$ 6,642.83	1.16%	\$ 14,711.28	\$ 14,787.54	0.52%	\$ 2,901.75
MGS-S Customer 3361	2.38%	\$ 13,035.05	\$ 13,150.18	0.88%	\$ 32,098.80	\$ 32,213.93	0.36%	\$ 4,961.71
MGS-S Customer 3362	5.32%	\$ 1,131.42	\$ 1,180.41	4.33%	\$ 1,370.00	\$ 1,418.99	3.58%	\$ 969.44
MGS-S Customer 3363	4.34%	\$ 10,818.93	\$ 10,996.57	1.64%	\$ 20,855.85	\$ 21,033.49	0.85%	\$ 4,273.97
MGS-S Customer 3364	3.72%	\$ 9,118.73	\$ 9,246.92	1.41%	\$ 34,019.07	\$ 34,147.26	0.38%	\$ 3,571.24
MGS-S Customer 3365	3.40%	\$ 50,405.97	\$ 50,969.42	1.12%	\$ 195,502.54	\$ 196,065.99	0.29%	\$ 17,123.43
MGS-S Customer 3366	3.28%	\$ 4,492.59	\$ 4,558.84	1.47%	\$ 11,837.00	\$ 11,903.25	0.56%	\$ 2,083.79
MGS-S Customer 3367	3.69%	\$ 9,965.04	\$ 10,103.43	1.39%	\$ 32,301.64	\$ 32,440.03	0.43%	\$ 3,883.78
MGS-S Customer 3368	3.42%	\$ 6,936.79	\$ 7,028.43	1.32%	\$ 18,641.96	\$ 18,733.60	0.49%	\$ 2,770.58
MGS-S Customer 3369	4.03%	\$ 4,391.20	\$ 4,464.82	1.68%	\$ 14,230.79	\$ 14,304.41	0.52%	\$ 1,900.76
MGS-S Customer 3370	3.59%	\$ 7,167.88	\$ 7,272.07	1.45%	\$ 16,222.82	\$ 16,327.01	0.64%	\$ 3,003.91
MGS-S Customer 3371	4.15%	\$ 6,912.98	\$ 7,029.04	1.68%	\$ 16,919.39	\$ 17,035.45	0.69%	\$ 2,911.83
MGS-S Customer 3372	5.24%	\$ 8,242.51	\$ 8,410.45	2.04%	\$ 19,227.48	\$ 19,395.42	0.87%	\$ 3,375.53
MGS-S Customer 3373	5.44%	\$ 1,309.49	\$ 1,355.89	3.54%	\$ 1,368.34	\$ 1,414.74	3.39%	\$ 899.53
MGS-S Customer 3374	3.16%	\$ 7,077.34	\$ 7,167.99	1.28%	\$ 17,267.72	\$ 17,358.37	0.52%	\$ 2,961.65
MGS-S Customer 3375	4.37%	\$ 3,687.77	\$ 3,763.52	2.05%	\$ 10,839.08	\$ 10,914.83	0.70%	\$ 1,809.37
MGS-S Customer 3376	3.80%	\$ 5,482.34	\$ 5,571.49	1.63%	\$ 12,234.64	\$ 12,323.79	0.73%	\$ 2,434.80
MGS-S Customer 3377	4.77%	\$ 5,629.84	\$ 5,743.14	2.01%	\$ 12,782.75	\$ 12,896.05	0.89%	\$ 2,488.27
MGS-S Customer 3378	4.53%	\$ 2,885.83	\$ 2,952.77	2.32%	\$ 8,116.82	\$ 8,183.76	0.82%	\$ 1,544.04
MGS-S Customer 3379	4.26%	\$ 5,180.10	\$ 5,274.18	1.82%	\$ 15,966.13	\$ 16,060.21	0.59%	\$ 2,303.12
MGS-S Customer 3380	3.96%	\$ 6,001.49	\$ 6,100.71	1.65%	\$ 14,511.85	\$ 14,611.07	0.68%	\$ 2,603.91
MGS-S Customer 3381	4.24%	\$ 4,587.25	\$ 4,668.17	1.76%	\$ 11,992.22	\$ 12,073.14	0.67%	\$ 1,987.22
MGS-S Customer 3382	3.78%	\$ 20,649.71	\$ 20,925.40	1.34%	\$ 46,628.70	\$ 46,904.39	0.59%	\$ 7,577.90
MGS-S Customer 3383	3.12%	\$ 6,706.08	\$ 6,787.25	1.21%	\$ 19,363.29	\$ 19,444.46	0.42%	\$ 2,681.89
MGS-S Customer 3384	2.94%	\$ 25,326.10	\$ 25,599.39	1.08%	\$ 64,552.82	\$ 64,826.11	0.42%	\$ 9,566.48
MGS-S Customer 3385	3.89%	\$ 8,951.15	\$ 9,077.09	1.41%	\$ 36,544.11	\$ 36,670.05	0.34%	\$ 3,361.82
MGS-S Customer 3386	3.92%	\$ 3,672.38	\$ 3,735.15	1.71%	\$ 11,467.56	\$ 11,530.33	0.55%	\$ 1,664.55
MGS-S Customer 3387	2.77%	\$ 6,129.12	\$ 6,201.10	1.17%	\$ 10,178.62	\$ 10,250.60	0.71%	\$ 2,673.35
MGS-S Customer 3388	0.93%	\$ 4,748.96	\$ 4,767.70	0.39%	\$ 12,464.04	\$ 12,482.78	0.15%	\$ 2,027.07
MGS-S Customer 3389	3.99%	\$ 4,282.43	\$ 4,358.97	1.79%	\$ 13,985.13	\$ 14,061.67	0.55%	\$ 1,996.90
MGS-S Customer 3390	3.85%	\$ 6,579.28	\$ 6,676.15	1.47%	\$ 23,104.32	\$ 23,201.19	0.42%	\$ 2,614.35
MGS-S Customer 3391	3.59%	\$ 7,001.42	\$ 7,102.61	1.45%	\$ 19,821.80	\$ 19,922.99	0.51%	\$ 2,919.25
MGS-S Customer 3392	3.46%	\$ 6,728.94	\$ 6,819.15	1.34%	\$ 19,051.13	\$ 19,141.34	0.47%	\$ 2,694.15
MGS-S Customer 3393	4.21%	\$ 5,722.91	\$ 5,824.57	1.78%	\$ 13,428.85	\$ 13,530.51	0.76%	\$ 2,513.92
MGS-S Customer 3394	3.94%	\$ 8,254.22	\$ 8,373.82	1.45%	\$ 30,333.96	\$ 30,453.56	0.39%	\$ 3,158.60
MGS-S Customer 3395	4.05%	\$ 5,141.78	\$ 5,225.93	1.64%	\$ 14,707.59	\$ 14,791.74	0.57%	\$ 2,164.19
MGS-S Customer 3396	4.25%	\$ 4,769.19	\$ 4,858.60	1.87%	\$ 11,134.93	\$ 11,224.34	0.80%	\$ 2,191.34
MGS-S Customer 3397	3.87%	\$ 4,605.23	\$ 4,678.63	1.59%	\$ 15,144.80	\$ 15,218.20	0.48%	\$ 1,969.68

Internal Use

Customer	Distribution % Difference	Delivery 8/24 Prices	Delivery 1/25 Prices	Delivery % Difference	Bundled 8/24 Prices	Bundled 1/25 Prices	Bundled % Difference	Distribution 1/25 Prices
MGS-S Customer 3398	4.93%	\$ 3,441.30	\$ 3,516.31	2.18%	\$ 9,830.01	\$ 9,905.02	0.76%	\$ 1,597.39
MGS-S Customer 3399	3.59%	\$ 6,756.40	\$ 6,855.04	1.46%	\$ 17,689.15	\$ 17,787.79	0.56%	\$ 2,847.37
MGS-S Customer 3400	3.63%	\$ 6,746.11	\$ 6,839.86	1.39%	\$ 23,023.54	\$ 23,117.29	0.41%	\$ 2,673.00
MGS-S Customer 3401	3.22%	\$ 9,403.81	\$ 9,518.88	1.22%	\$ 31,442.99	\$ 31,558.06	0.37%	\$ 3,686.91
MGS-S Customer 3402	2.02%	\$ 5,435.29	\$ 5,479.66	0.82%	\$ 16,514.30	\$ 16,558.67	0.27%	\$ 2,246.05
MGS-S Customer 3403	3.73%	\$ 9,251.68	\$ 9,375.95	1.34%	\$ 38,006.82	\$ 38,131.09	0.33%	\$ 3,457.03
MGS-S Customer 3404	3.62%	\$ 7,342.21	\$ 7,449.26	1.46%	\$ 16,757.54	\$ 16,864.59	0.64%	\$ 3,062.20
MGS-S Customer 3405	2.54%	\$ 11,902.82	\$ 12,015.81	0.95%	\$ 32,808.50	\$ 32,921.49	0.34%	\$ 4,557.31
MGS-S Customer 3406	3.22%	\$ 3,896.00	\$ 3,955.02	1.51%	\$ 8,712.44	\$ 8,771.46	0.68%	\$ 1,894.00
MGS-S Customer 3407	2.03%	\$ 3,600.87	\$ 3,633.86	0.92%	\$ 8,354.01	\$ 8,387.00	0.39%	\$ 1,654.67
MGS-S Customer 3408	3.48%	\$ 6,335.71	\$ 6,421.59	1.36%	\$ 19,581.38	\$ 19,667.26	0.44%	\$ 2,550.91
MGS-S Customer 3409	6.13%	\$ 5,100.44	\$ 5,228.84	2.52%	\$ 5,654.62	\$ 5,783.02	2.27%	\$ 2,223.22
MGS-S Customer 3410	4.02%	\$ 8,370.25	\$ 8,501.88	1.57%	\$ 20,502.08	\$ 20,633.71	0.64%	\$ 3,403.50
MGS-S Customer 3411	3.22%	\$ 14,670.37	\$ 14,839.32	1.15%	\$ 50,663.43	\$ 50,832.38	0.33%	\$ 5,419.07
MGS-S Customer 3412	3.76%	\$ 5,013.78	\$ 5,095.34	1.63%	\$ 14,660.38	\$ 14,741.94	0.56%	\$ 2,250.94
MGS-S Customer 3413	2.71%	\$ 2,874.04	\$ 2,914.72	1.42%	\$ 6,992.10	\$ 7,032.78	0.58%	\$ 1,541.97
MGS-S Customer 3414	3.12%	\$ 18,560.64	\$ 18,763.20	1.09%	\$ 66,368.56	\$ 66,571.12	0.31%	\$ 6,686.57
MGS-S Customer 3415	4.25%	\$ 6,670.75	\$ 6,785.06	1.71%	\$ 19,623.68	\$ 19,737.99	0.58%	\$ 2,807.05
MGS-S Customer 3416	3.71%	\$ 9,260.38	\$ 9,385.70	1.35%	\$ 31,338.98	\$ 31,464.30	0.40%	\$ 3,507.30
MGS-S Customer 3417	3.27%	\$ 2,877.34	\$ 2,922.10	1.56%	\$ 6,757.73	\$ 6,802.49	0.66%	\$ 1,413.61
MGS-S Customer 3418	3.80%	\$ 10,534.23	\$ 10,683.98	1.42%	\$ 31,211.38	\$ 31,361.13	0.48%	\$ 4,094.53
MGS-S Customer 3419	3.66%	\$ 6,030.50	\$ 6,122.11	1.52%	\$ 17,262.28	\$ 17,353.89	0.53%	\$ 2,593.06
MGS-S Customer 3420	4.19%	\$ 2,749.45	\$ 2,804.42	2.00%	\$ 7,209.39	\$ 7,264.36	0.76%	\$ 1,367.63
MGS-S Customer 3421	4.19%	\$ 8,108.44	\$ 8,241.26	1.64%	\$ 21,326.46	\$ 21,459.28	0.62%	\$ 3,305.71
MGS-S Customer 3422	3.14%	\$ 15,627.37	\$ 15,801.99	1.12%	\$ 54,426.74	\$ 54,601.36	0.32%	\$ 5,731.00
MGS-S Customer 3423	3.70%	\$ 13,479.87	\$ 13,653.89	1.29%	\$ 49,159.04	\$ 49,333.06	0.35%	\$ 4,879.25
MGS-S Customer 3424	4.08%	\$ 6,787.55	\$ 6,898.83	1.64%	\$ 21,101.93	\$ 21,213.21	0.53%	\$ 2,837.12
MGS-S Customer 3425	4.39%	\$ 4,617.67	\$ 4,707.08	1.94%	\$ 12,771.53	\$ 12,860.94	0.70%	\$ 2,126.42
MGS-S Customer 3426	3.28%	\$ 6,366.50	\$ 6,448.13	1.28%	\$ 18,159.31	\$ 18,240.94	0.45%	\$ 2,570.83
MGS-S Customer 3427	4.39%	\$ 5,622.54	\$ 5,727.20	1.86%	\$ 12,269.37	\$ 12,374.03	0.85%	\$ 2,487.39
MGS-S Customer 3428	3.99%	\$ 17,856.93	\$ 18,110.48	1.42%	\$ 44,165.00	\$ 44,418.55	0.57%	\$ 6,606.35
MGS-S Customer 3429	4.03%	\$ 3,677.55	\$ 3,747.38	1.90%	\$ 10,854.45	\$ 10,924.28	0.64%	\$ 1,804.34
MGS-S Customer 3430	3.10%	\$ 16,949.46	\$ 17,135.35	1.10%	\$ 56,804.63	\$ 56,990.52	0.33%	\$ 6,182.57
MGS-S Customer 3431	5.25%	\$ 3,628.11	\$ 3,711.30	2.29%	\$ 9,278.33	\$ 9,361.52	0.90%	\$ 1,668.91
MGS-S Customer 3432	4.02%	\$ 2,989.97	\$ 3,051.20	2.05%	\$ 7,633.65	\$ 7,694.88	0.80%	\$ 1,582.86
MGS-S Customer 3433	4.12%	\$ 4,113.99	\$ 4,195.74	1.99%	\$ 7,669.88	\$ 7,751.63	1.07%	\$ 2,064.85
MGS-S Customer 3434	4.54%	\$ 3,848.65	\$ 3,931.53	2.15%	\$ 4,972.89	\$ 5,055.77	1.67%	\$ 1,908.95
MGS-S Customer 3435	4.64%	\$ 3,429.91	\$ 3,499.72	2.04%	\$ 12,149.71	\$ 12,219.52	0.57%	\$ 1,575.88
MGS-S Customer 3436	3.52%	\$ 77,805.27	\$ 78,695.35	1.14%	\$ 286,948.91	\$ 287,838.99	0.31%	\$ 26,159.28
MGS-S Customer 3437	4.23%	\$ 3,116.66	\$ 3,182.36	2.11%	\$ 9,094.82	\$ 9,160.52	0.72%	\$ 1,618.20

Customer	Distribution % Difference	Delivery 8/24 Prices	Delivery 1/25 Prices	Delivery % Difference	Bundled 8/24 Prices	Bundled 1/25 Prices	Bundled % Difference	Distribution 1/25 Prices
MGS-S Customer 3438	4.31%	\$ 19,515.62	\$ 19,807.28	1.49%	\$ 63,831.64	\$ 64,123.30	0.46%	\$ 7,060.70
MGS-S Customer 3439	5.81%	\$ 2,430.13	\$ 2,498.95	2.83%	\$ 7,845.66	\$ 7,914.48	0.88%	\$ 1,253.72
MGS-S Customer 3440	4.11%	\$ 6,628.62	\$ 6,738.03	1.65%	\$ 22,644.50	\$ 22,753.91	0.48%	\$ 2,769.84
MGS-S Customer 3441	4.11%	\$ 5,427.64	\$ 5,516.46	1.64%	\$ 17,039.69	\$ 17,128.51	0.52%	\$ 2,249.52
MGS-S Customer 3442	3.98%	\$ 7,411.18	\$ 7,525.70	1.55%	\$ 30,744.62	\$ 30,859.14	0.37%	\$ 2,989.64
MGS-S Customer 3443	3.53%	\$ 20,378.97	\$ 20,625.92	1.21%	\$ 78,562.03	\$ 78,808.98	0.31%	\$ 7,251.19
MGS-S Customer 3444	3.82%	\$ 18,477.94	\$ 18,729.39	1.36%	\$ 43,702.79	\$ 43,954.24	0.58%	\$ 6,827.95
MGS-S Customer 3445	4.10%	\$ 5,753.40	\$ 5,851.27	1.70%	\$ 18,951.20	\$ 19,049.07	0.52%	\$ 2,484.92
MGS-S Customer 3446	3.47%	\$ 18,633.42	\$ 18,861.16	1.22%	\$ 58,979.92	\$ 59,207.66	0.39%	\$ 6,783.28
MGS-S Customer 3447	4.01%	\$ 5,520.48	\$ 5,613.51	1.69%	\$ 17,452.81	\$ 17,545.84	0.53%	\$ 2,412.34
MGS-S Customer 3448	3.50%	\$ 6,636.63	\$ 6,731.06	1.42%	\$ 19,720.16	\$ 19,814.59	0.48%	\$ 2,789.93
MGS-S Customer 3449	2.92%	\$ 5,372.24	\$ 5,436.61	1.20%	\$ 10,546.10	\$ 10,610.47	0.61%	\$ 2,270.31
MGS-S Customer 3450	3.12%	\$ 4,451.74	\$ 4,510.85	1.33%	\$ 9,141.12	\$ 9,200.23	0.65%	\$ 1,954.72
MGS-S Customer 3451	3.44%	\$ 12,158.83	\$ 12,309.94	1.24%	\$ 49,006.58	\$ 49,157.69	0.31%	\$ 4,541.88
MGS-S Customer 3452	3.26%	\$ 4,373.04	\$ 4,437.87	1.48%	\$ 10,084.85	\$ 10,149.68	0.64%	\$ 2,053.70
MGS-S Customer 3453	2.16%	\$ 36,275.80	\$ 36,544.38	0.74%	\$ 165,206.35	\$ 165,474.93	0.16%	\$ 12,716.78
MGS-S Customer 3454	3.87%	\$ 5,017.88	\$ 5,099.99	1.64%	\$ 21,452.42	\$ 21,534.53	0.38%	\$ 2,204.66
MGS-S Customer 3455	3.95%	\$ 4,905.64	\$ 4,984.85	1.61%	\$ 14,183.62	\$ 14,262.83	0.56%	\$ 2,083.59
MGS-S Customer 3456	5.34%	\$ 11,022.50	\$ 11,242.00	1.99%	\$ 24,962.67	\$ 25,182.17	0.88%	\$ 4,326.06
MGS-S Customer 3457	4.05%	\$ 4,586.07	\$ 4,668.60	1.80%	\$ 11,507.02	\$ 11,589.55	0.72%	\$ 2,122.67
MGS-S Customer 3458	3.67%	\$ 4,293.61	\$ 4,365.12	1.67%	\$ 11,359.45	\$ 11,430.96	0.63%	\$ 2,018.22
MGS-S Customer 3459	4.12%	\$ 4,008.00	\$ 4,078.84	1.77%	\$ 10,810.46	\$ 10,881.30	0.66%	\$ 1,789.22
MGS-S Customer 3460	4.21%	\$ 3,055.89	\$ 3,120.53	2.12%	\$ 8,723.37	\$ 8,788.01	0.74%	\$ 1,599.17
MGS-S Customer 3461	3.19%	\$ 42,923.91	\$ 43,396.31	1.10%	\$ 123,968.84	\$ 124,441.24	0.38%	\$ 15,261.26
MGS-S Customer 3462	3.97%	\$ 6,272.27	\$ 6,374.58	1.63%	\$ 17,401.21	\$ 17,503.52	0.59%	\$ 2,679.64
MGS-S Customer 3463	3.00%	\$ 67,986.39	\$ 68,645.53	0.97%	\$ 304,272.23	\$ 304,931.37	0.22%	\$ 22,660.28
MGS-S Customer 3464	3.91%	\$ 8,257.46	\$ 8,381.72	1.50%	\$ 29,292.14	\$ 29,416.40	0.42%	\$ 3,300.21
MGS-S Customer 3465	3.68%	\$ 10,969.33	\$ 11,113.92	1.32%	\$ 37,646.35	\$ 37,790.94	0.38%	\$ 4,069.27
MGS-S Customer 3466	3.43%	\$ 3,578.85	\$ 3,633.25	1.52%	\$ 9,957.05	\$ 10,011.45	0.55%	\$ 1,640.38
MGS-S Customer 3467	3.84%	\$ 10,479.51	\$ 10,624.10	1.38%	\$ 35,695.44	\$ 35,840.03	0.41%	\$ 3,910.43
MGS-S Customer 3468	3.59%	\$ 27,860.19	\$ 28,195.19	1.20%	\$ 113,935.01	\$ 114,270.01	0.29%	\$ 9,657.45
MGS-S Customer 3469	3.61%	\$ 30,428.94	\$ 30,798.66	1.22%	\$ 107,899.71	\$ 108,269.43	0.34%	\$ 10,612.73
MGS-S Customer 3470	1.46%	\$ 2,304.32	\$ 2,321.93	0.76%	\$ 4,315.36	\$ 4,332.97	0.41%	\$ 1,222.89
MGS-S Customer 3471	3.43%	\$ 3,593.98	\$ 3,648.46	1.52%	\$ 10,225.16	\$ 10,279.64	0.53%	\$ 1,643.84
MGS-S Customer 3472	3.59%	\$ 12,795.22	\$ 12,960.08	1.29%	\$ 51,224.38	\$ 51,389.24	0.32%	\$ 4,753.53
MGS-S Customer 3473	3.49%	\$ 4,161.68	\$ 4,229.16	1.62%	\$ 6,993.70	\$ 7,061.18	0.96%	\$ 2,001.59
MGS-S Customer 3474	4.15%	\$ 14,271.70	\$ 14,478.38	1.45%	\$ 65,077.90	\$ 65,284.58	0.32%	\$ 5,185.44
MGS-S Customer 3475	3.11%	\$ 10,664.02	\$ 10,788.40	1.17%	\$ 32,986.57	\$ 33,110.95	0.38%	\$ 4,122.12
MGS-S Customer 3476	2.96%	\$ 21,067.29	\$ 21,283.24	1.03%	\$ 75,804.16	\$ 76,020.11	0.28%	\$ 7,506.25
MGS-S Customer 3477	3.24%	\$ 6,326.99	\$ 6,411.85	1.34%	\$ 16,669.22	\$ 16,754.08	0.51%	\$ 2,700.20

Customer	Distribution % Difference	Delivery 8/24 Prices	Delivery 1/25 Prices	Delivery % Difference	Bundled 8/24 Prices	Bundled 1/25 Prices	Bundled % Difference	Distribution 1/25 Prices
MGS-S Customer 3478	3.56%	\$ 6,591.30	\$ 6,688.19	1.47%	\$ 12,907.80	\$ 13,004.69	0.75%	\$ 2,822.50
MGS-S Customer 3479	3.84%	\$ 5,165.49	\$ 5,245.17	1.54%	\$ 17,190.71	\$ 17,270.39	0.46%	\$ 2,154.06
MGS-S Customer 3480	3.67%	\$ 6,413.79	\$ 6,505.25	1.43%	\$ 18,930.69	\$ 19,022.15	0.48%	\$ 2,584.24
MGS-S Customer 3481	3.38%	\$ 7,130.67	\$ 7,228.86	1.38%	\$ 14,544.10	\$ 14,642.29	0.68%	\$ 3,001.30
MGS-S Customer 3482	3.76%	\$ 11,831.74	\$ 11,987.48	1.32%	\$ 48,604.07	\$ 48,759.81	0.32%	\$ 4,298.41
MGS-S Customer 3483	3.78%	\$ 5,596.11	\$ 5,685.13	1.59%	\$ 17,038.47	\$ 17,127.49	0.52%	\$ 2,441.02
MGS-S Customer 3484	3.81%	\$ 16,294.79	\$ 16,514.63	1.35%	\$ 53,057.98	\$ 53,277.82	0.41%	\$ 5,985.83
MGS-S Customer 3485	3.73%	\$ 9,680.44	\$ 9,812.48	1.36%	\$ 28,649.47	\$ 28,781.51	0.46%	\$ 3,675.74
MGS-S Customer 3486	3.58%	\$ 8,708.57	\$ 8,828.64	1.38%	\$ 27,659.43	\$ 27,779.50	0.43%	\$ 3,469.72
MGS-S Customer 3487	3.54%	\$ 5,355.27	\$ 5,436.16	1.51%	\$ 15,731.10	\$ 15,811.99	0.51%	\$ 2,363.56
MGS-S Customer 3488	4.00%	\$ 9,886.18	\$ 10,034.41	1.50%	\$ 32,300.14	\$ 32,448.37	0.46%	\$ 3,858.19
MGS-S Customer 3489	4.62%	\$ 2,393.52	\$ 2,454.76	2.56%	\$ 5,493.15	\$ 5,554.39	1.11%	\$ 1,387.80
MGS-S Customer 3490	3.89%	\$ 6,146.99	\$ 6,240.11	1.51%	\$ 19,077.07	\$ 19,170.19	0.49%	\$ 2,489.57
MGS-S Customer 3491	5.53%	\$ 1,724.89	\$ 1,786.49	3.57%	\$ 2,307.52	\$ 2,369.12	2.67%	\$ 1,174.73
MGS-S Customer 3492	3.82%	\$ 11,894.99	\$ 12,060.17	1.39%	\$ 44,171.16	\$ 44,336.34	0.37%	\$ 4,486.10
MGS-S Customer 3493	3.97%	\$ 4,530.88	\$ 4,607.49	1.69%	\$ 6,245.18	\$ 6,321.79	1.23%	\$ 2,006.89
MGS-S Customer 3494	2.78%	\$ 3,427.55	\$ 3,470.72	1.26%	\$ 8,436.87	\$ 8,480.04	0.51%	\$ 1,595.29
MGS-S Customer 3495	4.05%	\$ 4,595.75	\$ 4,673.21	1.69%	\$ 12,007.69	\$ 12,085.15	0.65%	\$ 1,989.34
MGS-S Customer 3496	3.72%	\$ 7,849.22	\$ 7,964.52	1.47%	\$ 21,166.99	\$ 21,282.29	0.54%	\$ 3,211.61
MGS-S Customer 3497	3.23%	\$ 4,912.53	\$ 4,981.99	1.41%	\$ 13,464.02	\$ 13,533.48	0.52%	\$ 2,221.00
MGS-S Customer 3498	3.62%	\$ 6,064.06	\$ 6,154.34	1.49%	\$ 19,781.41	\$ 19,871.69	0.46%	\$ 2,586.85
MGS-S Customer 3499	3.87%	\$ 16,988.01	\$ 17,221.28	1.37%	\$ 49,416.04	\$ 49,649.31	0.47%	\$ 6,258.71
MGS-S Customer 3500	0.96%	\$ 3,309.70	\$ 3,324.63	0.45%	\$ 6,156.24	\$ 6,171.17	0.24%	\$ 1,563.56
MGS-S Customer 3501	3.78%	\$ 5,224.13	\$ 5,304.47	1.54%	\$ 13,060.33	\$ 13,140.67	0.62%	\$ 2,203.96
MGS-S Customer 3502	4.02%	\$ 4,333.02	\$ 4,405.93	1.68%	\$ 13,152.80	\$ 13,225.71	0.55%	\$ 1,887.70
MGS-S Customer 3503	6.01%	\$ 3,774.92	\$ 3,874.74	2.64%	\$ 3,955.80	\$ 4,055.62	2.52%	\$ 1,761.82
MGS-S Customer 3504	3.54%	\$ 24,438.49	\$ 24,735.54	1.22%	\$ 78,229.25	\$ 78,526.30	0.38%	\$ 8,694.96
MGS-S Customer 3505	3.23%	\$ 13,425.03	\$ 13,583.84	1.18%	\$ 36,871.93	\$ 37,030.74	0.43%	\$ 5,076.46
MGS-S Customer 3506	4.26%	\$ 4,292.64	\$ 4,374.71	1.91%	\$ 13,306.44	\$ 13,388.51	0.62%	\$ 2,006.50
MGS-S Customer 3507	2.44%	\$ 21,405.50	\$ 21,603.22	0.92%	\$ 49,852.58	\$ 50,050.30	0.40%	\$ 8,308.57
MGS-S Customer 3508	3.81%	\$ 3,424.15	\$ 3,482.32	1.70%	\$ 10,405.20	\$ 10,463.37	0.56%	\$ 1,583.55
MGS-S Customer 3509	4.78%	\$ 17,991.49	\$ 18,295.47	1.69%	\$ 44,701.76	\$ 45,005.74	0.68%	\$ 6,661.18
MGS-S Customer 3510	3.75%	\$ 6,243.62	\$ 6,334.90	1.46%	\$ 18,528.91	\$ 18,620.19	0.49%	\$ 2,527.07
MGS-S Customer 3511	3.60%	\$ 3,830.53	\$ 3,894.86	1.68%	\$ 11,800.88	\$ 11,865.21	0.55%	\$ 1,850.36
MGS-S Customer 3512	3.82%	\$ 3,105.30	\$ 3,165.15	1.93%	\$ 7,337.63	\$ 7,397.48	0.82%	\$ 1,625.28
MGS-S Customer 3513	4.29%	\$ 3,338.68	\$ 3,402.38	1.91%	\$ 11,117.75	\$ 11,181.45	0.57%	\$ 1,549.65
MGS-S Customer 3514	3.76%	\$ 3,257.36	\$ 3,317.79	1.86%	\$ 8,877.30	\$ 8,937.73	0.68%	\$ 1,668.14
MGS-S Customer 3515	3.64%	\$ 4,026.01	\$ 4,093.74	1.68%	\$ 10,509.33	\$ 10,577.06	0.64%	\$ 1,929.08
MGS-S Customer 3516	3.08%	\$ 8,935.42	\$ 9,042.50	1.20%	\$ 22,880.16	\$ 22,987.24	0.47%	\$ 3,580.42
MGS-S Customer 3517	5.25%	\$ 9,300.78	\$ 9,423.30	1.32%	\$ 211,377.74	\$ 211,500.26	0.06%	\$ 2,458.09

Internal Use

Customer	Distribution % Difference	Delivery 8/24 Prices	Delivery 1/25 Prices	Delivery % Difference	Bundled 8/24 Prices	Bundled 1/25 Prices	Bundled % Difference	Distribution 1/25 Prices
MGS-S Customer 3518	5.57%	\$ 1,892.97	\$ 1,957.37	3.40%	\$ 4,338.10	\$ 4,402.50	1.48%	\$ 1,220.27
MGS-S Customer 3519	3.83%	\$ 8,241.09	\$ 8,366.12	1.52%	\$ 15,755.07	\$ 15,880.10	0.79%	\$ 3,389.96
MGS-S Customer 3520	3.66%	\$ 6,692.54	\$ 6,786.08	1.40%	\$ 23,763.42	\$ 23,856.96	0.39%	\$ 2,648.87
MGS-S Customer 3521	3.16%	\$ 3,889.73	\$ 3,948.12	1.50%	\$ 6,696.05	\$ 6,754.44	0.87%	\$ 1,905.85
MGS-S Customer 3522	3.82%	\$ 4,822.79	\$ 4,897.98	1.56%	\$ 15,743.43	\$ 15,818.62	0.48%	\$ 2,042.52
MGS-S Customer 3523	3.90%	\$ 4,881.25	\$ 4,959.52	1.60%	\$ 12,446.19	\$ 12,524.46	0.63%	\$ 2,087.02
MGS-S Customer 3524	3.58%	\$ 4,397.57	\$ 4,469.06	1.63%	\$ 9,077.81	\$ 9,149.30	0.79%	\$ 2,070.91
MGS-S Customer 3525	3.62%	\$ 15,534.43	\$ 15,731.34	1.27%	\$ 63,168.67	\$ 63,365.58	0.31%	\$ 5,641.62
MGS-S Customer 3526	5.19%	\$ 1,111.90	\$ 1,159.12	4.25%	\$ 2,026.01	\$ 2,073.23	2.33%	\$ 957.55
MGS-S Customer 3527	1.96%	\$ 3,769.46	\$ 3,804.35	0.93%	\$ 12,283.02	\$ 12,317.91	0.28%	\$ 1,818.90
MGS-S Customer 3528	3.36%	\$ 4,715.91	\$ 4,781.41	1.39%	\$ 14,213.51	\$ 14,279.01	0.46%	\$ 2,013.48
MGS-S Customer 3529	4.77%	\$ 11,128.65	\$ 11,324.23	1.76%	\$ 33,752.86	\$ 33,948.44	0.58%	\$ 4,296.23
MGS-S Customer 3530	3.49%	\$ 6,314.85	\$ 6,405.70	1.44%	\$ 17,544.68	\$ 17,635.53	0.52%	\$ 2,691.09
MGS-S Customer 3531	3.54%	\$ 3,246.82	\$ 3,303.07	1.73%	\$ 11,669.54	\$ 11,725.79	0.48%	\$ 1,643.83
MGS-S Customer 3532	3.93%	\$ 2,587.16	\$ 2,641.90	2.12%	\$ 6,664.09	\$ 6,718.83	0.82%	\$ 1,446.33
MGS-S Customer 3533	4.01%	\$ 5,593.38	\$ 5,683.46	1.61%	\$ 12,809.82	\$ 12,899.90	0.70%	\$ 2,337.99
MGS-S Customer 3534	3.52%	\$ 8,857.67	\$ 8,977.00	1.35%	\$ 29,205.74	\$ 29,325.07	0.41%	\$ 3,511.19
MGS-S Customer 3535	4.48%	\$ 10,695.55	\$ 10,873.54	1.66%	\$ 32,072.00	\$ 32,249.99	0.55%	\$ 4,151.57
MGS-S Customer 3536	3.63%	\$ 3,892.63	\$ 3,958.65	1.70%	\$ 10,030.87	\$ 10,096.89	0.66%	\$ 1,885.08
MGS-S Customer 3537	3.71%	\$ 13,048.73	\$ 13,214.71	1.27%	\$ 61,720.48	\$ 61,886.46	0.27%	\$ 4,637.08
MGS-S Customer 3538	3.96%	\$ 4,443.38	\$ 4,522.56	1.78%	\$ 10,807.07	\$ 10,886.25	0.73%	\$ 2,076.58
MGS-S Customer 3539	2.75%	\$ 12,142.41	\$ 12,266.15	1.02%	\$ 34,807.75	\$ 34,931.49	0.36%	\$ 4,630.03
MGS-S Customer 3540	3.92%	\$ 5,668.51	\$ 5,761.66	1.64%	\$ 17,136.81	\$ 17,229.96	0.54%	\$ 2,466.75
MGS-S Customer 3541	4.09%	\$ 4,896.45	\$ 4,978.96	1.69%	\$ 11,271.11	\$ 11,353.62	0.73%	\$ 2,101.60
MGS-S Customer 3542	4.00%	\$ 5,185.96	\$ 5,274.92	1.72%	\$ 14,371.96	\$ 14,460.92	0.62%	\$ 2,315.27
MGS-S Customer 3543	5.35%	\$ 2,864.68	\$ 2,935.94	2.49%	\$ 8,469.88	\$ 8,541.14	0.84%	\$ 1,402.97
MGS-S Customer 3544	3.79%	\$ 5,201.46	\$ 5,287.10	1.65%	\$ 10,905.50	\$ 10,991.14	0.79%	\$ 2,344.42
MGS-S Customer 3545	4.13%	\$ 3,185.43	\$ 3,250.68	2.05%	\$ 8,914.38	\$ 8,979.63	0.73%	\$ 1,643.60
MGS-S Customer 3546	3.95%	\$ 5,412.76	\$ 5,502.44	1.66%	\$ 19,581.45	\$ 19,671.13	0.46%	\$ 2,358.65
MGS-S Customer 3547	3.45%	\$ 21,901.25	\$ 22,156.49	1.17%	\$ 96,670.82	\$ 96,926.06	0.26%	\$ 7,661.82
MGS-S Customer 3548	3.59%	\$ 11,020.20	\$ 11,164.42	1.31%	\$ 45,418.13	\$ 45,562.35	0.32%	\$ 4,164.45
MGS-S Customer 3549	4.18%	\$ 6,482.35	\$ 6,592.27	1.70%	\$ 19,707.34	\$ 19,817.26	0.56%	\$ 2,739.11
MGS-S Customer 3550	5.28%	\$ 1,050.18	\$ 1,097.14	4.47%	\$ 1,946.12	\$ 1,993.08	2.41%	\$ 936.31
MGS-S Customer 3551	4.35%	\$ 4,383.57	\$ 4,468.39	1.93%	\$ 13,742.79	\$ 13,827.61	0.62%	\$ 2,036.08
MGS-S Customer 3552	3.90%	\$ 6,110.09	\$ 6,207.94	1.60%	\$ 19,486.02	\$ 19,583.87	0.50%	\$ 2,606.83
MGS-S Customer 3553	3.97%	\$ 7,888.31	\$ 8,003.42	1.46%	\$ 32,275.60	\$ 32,390.71	0.36%	\$ 3,015.01
MGS-S Customer 3554	3.53%	\$ 3,604.99	\$ 3,661.62	1.57%	\$ 8,193.82	\$ 8,250.45	0.69%	\$ 1,662.50
MGS-S Customer 3555	5.78%	\$ 7,287.43	\$ 7,452.87	2.27%	\$ 20,811.68	\$ 20,977.12	0.79%	\$ 3,027.31
MGS-S Customer 3556	2.05%	\$ 5,754.64	\$ 5,802.47	0.83%	\$ 13,155.38	\$ 13,203.21	0.36%	\$ 2,382.99
MGS-S Customer 3557	1.91%	\$ 2,773.72	\$ 2,799.58	0.93%	\$ 5,902.83	\$ 5,928.69	0.44%	\$ 1,378.93

Customer	Distribution % Difference	Delivery 8/24 Prices	Delivery 1/25 Prices	Delivery % Difference	Bundled 8/24 Prices	Bundled 1/25 Prices	Bundled % Difference	Distribution 1/25 Prices
MGS-S Customer 3558	4.51%	\$ 2,429.93	\$ 2,484.33	2.24%	\$ 6,541.02	\$ 6,595.42	0.83%	\$ 1,259.64
MGS-S Customer 3559	0.82%	\$ 5,333.17	\$ 5,351.20	0.34%	\$ 12,956.84	\$ 12,974.87	0.14%	\$ 2,229.28
MGS-S Customer 3560	6.18%	\$ 11,833.70	\$ 12,021.66	1.59%	\$ 220,033.90	\$ 220,221.86	0.09%	\$ 3,230.80
MGS-S Customer 3561	3.85%	\$ 10,358.40	\$ 10,499.59	1.36%	\$ 43,397.62	\$ 43,538.81	0.33%	\$ 3,812.75
MGS-S Customer 3562	3.66%	\$ 8,869.96	\$ 8,994.87	1.41%	\$ 26,883.17	\$ 27,008.08	0.46%	\$ 3,533.12
MGS-S Customer 3563	3.30%	\$ 4,811.48	\$ 4,881.69	1.46%	\$ 11,383.93	\$ 11,454.14	0.62%	\$ 2,200.22
MGS-S Customer 3564	3.82%	\$ 7,770.74	\$ 7,885.89	1.48%	\$ 29,340.52	\$ 29,455.67	0.39%	\$ 3,126.35
MGS-S Customer 3565	3.79%	\$ 4,830.96	\$ 4,911.34	1.66%	\$ 12,210.22	\$ 12,290.60	0.66%	\$ 2,203.52
MGS-S Customer 3566	4.13%	\$ 43,877.00	\$ 44,478.69	1.37%	\$ 140,640.04	\$ 141,241.73	0.43%	\$ 15,171.80
MGS-S Customer 3567	4.61%	\$ 3,430.26	\$ 3,501.64	2.08%	\$ 5,873.56	\$ 5,944.94	1.22%	\$ 1,620.56
MGS-S Customer 3568	3.75%	\$ 8,228.70	\$ 8,347.58	1.44%	\$ 28,751.03	\$ 28,869.91	0.41%	\$ 3,292.69
MGS-S Customer 3569	3.73%	\$ 5,980.75	\$ 6,073.75	1.55%	\$ 15,618.20	\$ 15,711.20	0.60%	\$ 2,587.42
MGS-S Customer 3570	3.91%	\$ 4,704.49	\$ 4,779.81	1.60%	\$ 15,247.48	\$ 15,322.80	0.49%	\$ 2,004.36
MGS-S Customer 3571	3.76%	\$ 9,722.92	\$ 9,862.50	1.44%	\$ 25,326.77	\$ 25,466.35	0.55%	\$ 3,847.87
MGS-S Customer 3572	3.84%	\$ 5,383.84	\$ 5,473.54	1.67%	\$ 8,658.29	\$ 8,747.99	1.04%	\$ 2,425.41
MGS-S Customer 3573	4.42%	\$ 4,713.43	\$ 4,804.69	1.94%	\$ 13,119.01	\$ 13,210.27	0.70%	\$ 2,158.12
MGS-S Customer 3574	3.44%	\$ 4,886.48	\$ 4,954.90	1.40%	\$ 16,923.24	\$ 16,991.66	0.40%	\$ 2,055.14
MGS-S Customer 3575	3.12%	\$ 8,156.73	\$ 8,251.89	1.17%	\$ 26,818.16	\$ 26,913.32	0.35%	\$ 3,143.59
MGS-S Customer 3576	4.03%	\$ 16,334.07	\$ 16,571.67	1.45%	\$ 35,173.86	\$ 35,411.46	0.68%	\$ 6,129.59
MGS-S Customer 3577	3.61%	\$ 4,479.70	\$ 4,547.53	1.51%	\$ 12,289.51	\$ 12,357.34	0.55%	\$ 1,944.33
MGS-S Customer 3578	4.34%	\$ 3,532.20	\$ 3,605.31	2.07%	\$ 10,561.47	\$ 10,634.58	0.69%	\$ 1,755.92
MGS-S Customer 3579	3.65%	\$ 8,093.15	\$ 8,200.23	1.32%	\$ 38,437.12	\$ 38,544.20	0.28%	\$ 3,042.00
MGS-S Customer 3580	3.83%	\$ 5,891.48	\$ 5,984.71	1.58%	\$ 19,549.42	\$ 19,642.65	0.48%	\$ 2,528.33
MGS-S Customer 3581	5.69%	\$ 2,354.09	\$ 2,428.46	3.16%	\$ 4,694.21	\$ 4,768.58	1.58%	\$ 1,382.45
MGS-S Customer 3582	3.77%	\$ 6,347.71	\$ 6,440.78	1.47%	\$ 19,042.97	\$ 19,136.04	0.49%	\$ 2,560.52
MGS-S Customer 3583	2.06%	\$ 2,407.36	\$ 2,432.74	1.05%	\$ 5,171.06	\$ 5,196.44	0.49%	\$ 1,254.89
MGS-S Customer 3584	3.44%	\$ 9,074.90	\$ 9,194.52	1.32%	\$ 27,841.56	\$ 27,961.18	0.43%	\$ 3,597.40
MGS-S Customer 3585	3.19%	\$ 58,893.57	\$ 59,528.15	1.08%	\$ 161,054.43	\$ 161,689.01	0.39%	\$ 20,499.18
MGS-S Customer 3586	3.88%	\$ 5,632.93	\$ 5,724.08	1.62%	\$ 19,320.12	\$ 19,411.27	0.47%	\$ 2,438.39
MGS-S Customer 3587	3.86%	\$ 4,106.13	\$ 4,173.47	1.64%	\$ 12,608.03	\$ 12,675.37	0.53%	\$ 1,810.36
MGS-S Customer 3588	2.24%	\$ 3,302.51	\$ 3,336.62	1.03%	\$ 7,206.90	\$ 7,241.01	0.47%	\$ 1,557.88
MGS-S Customer 3589	3.04%	\$ 3,442.50	\$ 3,489.75	1.37%	\$ 8,650.75	\$ 8,698.00	0.55%	\$ 1,599.95
MGS-S Customer 3590	4.05%	\$ 4,294.62	\$ 4,370.10	1.76%	\$ 4,294.62	\$ 4,370.10	1.76%	\$ 1,937.13
MGS-S Customer 3591	2.57%	\$ 1,689.39	\$ 1,714.94	1.51%	\$ 2,599.16	\$ 2,624.71	0.98%	\$ 1,020.08
MGS-S Customer 3592	3.90%	\$ 6,111.93	\$ 6,203.95	1.51%	\$ 22,496.08	\$ 22,588.10	0.41%	\$ 2,452.89
MGS-S Customer 3593	2.75%	\$ 11,608.29	\$ 11,731.73	1.06%	\$ 35,827.62	\$ 35,951.06	0.34%	\$ 4,613.51
MGS-S Customer 3594	2.41%	\$ 2,283.48	\$ 2,312.03	1.25%	\$ 4,858.41	\$ 4,886.96	0.59%	\$ 1,214.15
MGS-S Customer 3595	2.87%	\$ 7,305.38	\$ 7,392.95	1.20%	\$ 24,659.75	\$ 24,747.32	0.36%	\$ 3,141.40
MGS-S Customer 3596	3.76%	\$ 7,502.69	\$ 7,614.23	1.49%	\$ 22,439.58	\$ 22,551.12	0.50%	\$ 3,079.72
MGS-S Customer 3597	4.02%	\$ 4,514.19	\$ 4,590.73	1.70%	\$ 8,861.35	\$ 8,937.89	0.86%	\$ 1,982.56

Internal Use

Customer	Distribution % Difference	Delivery 8/24 Prices	Delivery 1/25 Prices	Delivery % Difference	Bundled 8/24 Prices	Bundled 1/25 Prices	Bundled % Difference	Distribution 1/25 Prices
MGS-S Customer 3598	4.27%	\$ 20,054.37	\$ 20,346.89	1.46%	\$ 78,305.99	\$ 78,598.51	0.37%	\$ 7,148.75
MGS-S Customer 3599	4.24%	\$ 10,745.09	\$ 10,912.57	1.56%	\$ 39,027.63	\$ 39,195.11	0.43%	\$ 4,117.70
MGS-S Customer 3600	4.49%	\$ 3,399.59	\$ 3,467.73	2.00%	\$ 9,255.95	\$ 9,324.09	0.74%	\$ 1,585.21
MGS-S Customer 3601	1.69%	\$ 2,561.25	\$ 2,582.71	0.84%	\$ 7,296.34	\$ 7,317.80	0.29%	\$ 1,293.27
MGS-S Customer 3602	3.85%	\$ 7,380.41	\$ 7,488.92	1.47%	\$ 19,311.25	\$ 19,419.76	0.56%	\$ 2,925.92
MGS-S Customer 3603	3.69%	\$ 7,312.07	\$ 7,414.03	1.39%	\$ 24,780.70	\$ 24,882.66	0.41%	\$ 2,861.86
MGS-S Customer 3604	3.80%	\$ 4,506.83	\$ 4,582.84	1.69%	\$ 13,696.14	\$ 13,772.15	0.55%	\$ 2,077.88
MGS-S Customer 3605	2.92%	\$ 32,963.04	\$ 33,289.48	0.99%	\$ 104,240.72	\$ 104,567.16	0.31%	\$ 11,521.74
MGS-S Customer 3606	3.83%	\$ 6,460.04	\$ 6,560.48	1.55%	\$ 20,985.24	\$ 21,085.68	0.48%	\$ 2,720.14
MGS-S Customer 3607	1.53%	\$ 6,431.88	\$ 6,471.11	0.61%	\$ 15,251.09	\$ 15,290.32	0.26%	\$ 2,604.93
MGS-S Customer 3608	2.51%	\$ 6,977.80	\$ 7,044.94	0.96%	\$ 24,140.20	\$ 24,207.34	0.28%	\$ 2,740.86
MGS-S Customer 3609	3.03%	\$ 21,681.15	\$ 21,908.50	1.05%	\$ 75,800.99	\$ 76,028.34	0.30%	\$ 7,725.09
MGS-S Customer 3610	3.77%	\$ 7,240.43	\$ 7,347.21	1.47%	\$ 29,333.88	\$ 29,440.66	0.36%	\$ 2,937.70
MGS-S Customer 3611	3.18%	\$ 26,414.31	\$ 26,703.90	1.10%	\$ 77,357.62	\$ 77,647.21	0.37%	\$ 9,395.59
MGS-S Customer 3612	4.07%	\$ 8,072.84	\$ 8,200.37	1.58%	\$ 25,931.57	\$ 26,059.10	0.49%	\$ 3,259.56
MGS-S Customer 3613	3.69%	\$ 5,577.40	\$ 5,664.75	1.57%	\$ 14,571.09	\$ 14,658.44	0.60%	\$ 2,451.43
MGS-S Customer 3614	5.60%	\$ 1,537.81	\$ 1,589.66	3.37%	\$ 1,900.83	\$ 1,952.68	2.73%	\$ 977.43
MGS-S Customer 3615	4.14%	\$ 5,676.37	\$ 5,773.90	1.72%	\$ 19,335.68	\$ 19,433.21	0.50%	\$ 2,455.00
MGS-S Customer 3616	3.74%	\$ 6,139.71	\$ 6,233.75	1.53%	\$ 21,031.01	\$ 21,125.05	0.45%	\$ 2,605.53
MGS-S Customer 3617	3.91%	\$ 5,848.94	\$ 5,943.24	1.61%	\$ 20,383.28	\$ 20,477.58	0.46%	\$ 2,507.71
MGS-S Customer 3618	5.71%	\$ 1,929.74	\$ 1,989.25	3.08%	\$ 4,029.22	\$ 4,088.73	1.48%	\$ 1,102.23
MGS-S Customer 3619	3.33%	\$ 4,278.57	\$ 4,340.10	1.44%	\$ 7,345.41	\$ 7,406.94	0.84%	\$ 1,906.89
MGS-S Customer 3620	4.25%	\$ 4,870.28	\$ 4,961.73	1.88%	\$ 9,153.45	\$ 9,244.90	1.00%	\$ 2,241.36
MGS-S Customer 3621	3.14%	\$ 15,374.15	\$ 15,550.72	1.15%	\$ 31,679.58	\$ 31,856.15	0.56%	\$ 5,802.44
MGS-S Customer 3622	5.16%	\$ 629.64	\$ 662.11	5.16%	\$ 629.64	\$ 662.11	5.16%	\$ 662.11
MGS-S Customer 3623	4.36%	\$ 8,165.99	\$ 8,303.71	1.69%	\$ 25,230.93	\$ 25,368.65	0.55%	\$ 3,299.57
MGS-S Customer 3624	4.53%	\$ 14,239.40	\$ 14,465.75	1.59%	\$ 40,072.13	\$ 40,298.48	0.56%	\$ 5,222.49
MGS-S Customer 3625	4.02%	\$ 5,947.03	\$ 6,046.01	1.66%	\$ 18,082.29	\$ 18,181.27	0.55%	\$ 2,559.52
MGS-S Customer 3626	3.55%	\$ 23,401.73	\$ 23,675.27	1.17%	\$ 109,355.43	\$ 109,628.97	0.25%	\$ 7,973.12
MGS-S Customer 3627	3.72%	\$ 3,535.87	\$ 3,594.12	1.65%	\$ 10,044.21	\$ 10,102.46	0.58%	\$ 1,625.48
MGS-S Customer 3628	5.11%	\$ 6,202.22	\$ 6,331.80	2.09%	\$ 16,943.00	\$ 17,072.58	0.76%	\$ 2,664.24
MGS-S Customer 3629	3.62%	\$ 20,875.53	\$ 21,133.26	1.23%	\$ 85,210.54	\$ 85,468.27	0.30%	\$ 7,381.71
MGS-S Customer 3630	2.34%	\$ 4,426.12	\$ 4,470.34	1.00%	\$ 10,146.84	\$ 10,191.06	0.44%	\$ 1,935.30
MGS-S Customer 3631	2.81%	\$ 9,523.87	\$ 9,631.26	1.13%	\$ 38,450.86	\$ 38,558.25	0.28%	\$ 3,928.64
MGS-S Customer 3632	3.96%	\$ 7,113.24	\$ 7,221.53	1.52%	\$ 18,134.66	\$ 18,242.95	0.60%	\$ 2,840.02
MGS-S Customer 3633	2.84%	\$ 6,729.60	\$ 6,807.89	1.16%	\$ 17,376.80	\$ 17,455.09	0.45%	\$ 2,835.61
MGS-S Customer 3634	3.62%	\$ 10,382.25	\$ 10,518.65	1.31%	\$ 30,985.93	\$ 31,122.33	0.44%	\$ 3,907.52
MGS-S Customer 3635	3.46%	\$ 15,237.41	\$ 15,422.96	1.22%	\$ 60,845.07	\$ 61,030.62	0.30%	\$ 5,550.82
MGS-S Customer 3636	3.15%	\$ 10,270.36	\$ 10,393.36	1.20%	\$ 27,405.34	\$ 27,528.34	0.45%	\$ 4,022.43
MGS-S Customer 3637	3.33%	\$ 4,767.33	\$ 4,837.86	1.48%	\$ 11,329.95	\$ 11,400.48	0.62%	\$ 2,185.11

Internal Use

Customer	Distribution % Difference	Delivery 8/24 Prices	Delivery 1/25 Prices	Delivery % Difference	Bundled 8/24 Prices	Bundled 1/25 Prices	Bundled % Difference	Distribution 1/25 Prices
MGS-S Customer 3638	3.75%	\$ 7,383.53	\$ 7,490.04	1.44%	\$ 34,925.64	\$ 35,032.15	0.30%	\$ 2,948.67
MGS-S Customer 3639	3.59%	\$ 4,865.46	\$ 4,941.47	1.56%	\$ 15,316.47	\$ 15,392.48	0.50%	\$ 2,192.82
MGS-S Customer 3640	4.10%	\$ 3,303.88	\$ 3,370.14	2.01%	\$ 9,229.82	\$ 9,296.08	0.72%	\$ 1,683.34
MGS-S Customer 3641	2.57%	\$ 21,649.69	\$ 21,842.52	0.89%	\$ 77,954.25	\$ 78,147.08	0.25%	\$ 7,691.17
MGS-S Customer 3642	3.57%	\$ 8,568.85	\$ 8,685.98	1.37%	\$ 30,586.09	\$ 30,703.22	0.38%	\$ 3,399.22
MGS-S Customer 3643	3.22%	\$ 38,960.44	\$ 39,380.20	1.08%	\$ 130,279.96	\$ 130,699.72	0.32%	\$ 13,472.12
MGS-S Customer 3644	3.37%	\$ 27,165.65	\$ 27,469.53	1.12%	\$ 130,140.07	\$ 130,443.95	0.23%	\$ 9,325.55
MGS-S Customer 3645	1.22%	\$ 27,662.51	\$ 27,796.61	0.48%	\$ 62,243.27	\$ 62,377.37	0.22%	\$ 11,153.34
MGS-S Customer 3646	4.06%	\$ 3,921.40	\$ 3,989.67	1.74%	\$ 11,835.30	\$ 11,903.57	0.58%	\$ 1,750.92
MGS-S Customer 3647	3.50%	\$ 12,102.78	\$ 12,259.32	1.29%	\$ 34,365.91	\$ 34,522.45	0.46%	\$ 4,626.46
MGS-S Customer 3648	3.86%	\$ 10,147.75	\$ 10,294.76	1.45%	\$ 31,153.98	\$ 31,300.99	0.47%	\$ 3,958.15
MGS-S Customer 3649	4.09%	\$ 5,314.63	\$ 5,401.38	1.63%	\$ 17,243.07	\$ 17,329.82	0.50%	\$ 2,207.81
MGS-S Customer 3650	4.04%	\$ 4,234.14	\$ 4,310.84	1.81%	\$ 14,686.98	\$ 14,763.68	0.52%	\$ 1,974.98
MGS-S Customer 3651	3.95%	\$ 4,790.51	\$ 4,873.37	1.73%	\$ 13,447.13	\$ 13,529.99	0.62%	\$ 2,181.11
MGS-S Customer 3652	4.36%	\$ 3,302.81	\$ 3,373.48	2.14%	\$ 8,160.73	\$ 8,231.40	0.87%	\$ 1,691.47
MGS-S Customer 3653	5.00%	\$ 6,343.99	\$ 6,472.97	2.03%	\$ 17,706.37	\$ 17,835.35	0.73%	\$ 2,708.68
MGS-S Customer 3654	3.69%	\$ 4,574.42	\$ 4,645.73	1.56%	\$ 8,700.94	\$ 8,772.25	0.82%	\$ 2,003.75
MGS-S Customer 3655	4.02%	\$ 4,380.83	\$ 4,459.72	1.80%	\$ 12,419.39	\$ 12,498.28	0.64%	\$ 2,043.12
MGS-S Customer 3656	3.69%	\$ 4,275.23	\$ 4,342.68	1.58%	\$ 9,011.12	\$ 9,078.57	0.75%	\$ 1,895.30
MGS-S Customer 3657	3.78%	\$ 4,713.67	\$ 4,792.74	1.68%	\$ 11,141.23	\$ 11,220.30	0.71%	\$ 2,169.43
MGS-S Customer 3658	3.55%	\$ 5,113.63	\$ 5,192.18	1.54%	\$ 14,250.95	\$ 14,329.50	0.55%	\$ 2,288.33
MGS-S Customer 3659	4.13%	\$ 4,578.22	\$ 4,657.80	1.74%	\$ 8,740.27	\$ 8,819.85	0.91%	\$ 2,006.65
MGS-S Customer 3660	4.37%	\$ 8,392.75	\$ 8,529.82	1.63%	\$ 21,638.88	\$ 21,775.95	0.63%	\$ 3,272.54
MGS-S Customer 3661	3.83%	\$ 7,847.44	\$ 7,959.72	1.43%	\$ 26,333.93	\$ 26,446.21	0.43%	\$ 3,041.83
MGS-S Customer 3662	4.08%	\$ 3,989.16	\$ 4,059.14	1.75%	\$ 10,435.34	\$ 10,505.32	0.67%	\$ 1,785.03
MGS-S Customer 3663	2.87%	\$ 6,440.78	\$ 6,517.31	1.19%	\$ 16,292.59	\$ 16,369.12	0.47%	\$ 2,741.10
MGS-S Customer 3664	5.28%	\$ 4,507.96	\$ 4,613.42	2.34%	\$ 11,018.02	\$ 11,123.48	0.96%	\$ 2,103.68
MGS-S Customer 3665	3.93%	\$ 8,073.57	\$ 8,194.98	1.50%	\$ 33,169.07	\$ 33,290.48	0.37%	\$ 3,207.47
MGS-S Customer 3666	3.83%	\$ 5,221.49	\$ 5,302.74	1.56%	\$ 13,204.41	\$ 13,285.66	0.62%	\$ 2,202.22
MGS-S Customer 3667	3.76%	\$ 4,040.35	\$ 4,105.05	1.60%	\$ 13,034.84	\$ 13,099.54	0.50%	\$ 1,783.59
MGS-S Customer 3668	3.43%	\$ 7,407.53	\$ 7,508.41	1.36%	\$ 23,081.65	\$ 23,182.53	0.44%	\$ 3,039.30
MGS-S Customer 3669	4.24%	\$ 6,184.58	\$ 6,292.79	1.75%	\$ 15,695.20	\$ 15,803.41	0.69%	\$ 2,662.08
MGS-S Customer 3670	3.47%	\$ 8,922.32	\$ 9,042.15	1.34%	\$ 23,831.44	\$ 23,951.27	0.50%	\$ 3,571.94
MGS-S Customer 3671	4.31%	\$ 4,145.10	\$ 4,220.85	1.83%	\$ 11,453.18	\$ 11,528.93	0.66%	\$ 1,834.09
MGS-S Customer 3672	2.41%	\$ 4,436.61	\$ 4,485.04	1.09%	\$ 12,000.86	\$ 12,049.29	0.40%	\$ 2,058.96
MGS-S Customer 3673	4.93%	\$ 16,231.00	\$ 16,514.14	1.74%	\$ 46,058.39	\$ 46,341.53	0.61%	\$ 6,026.72
MGS-S Customer 3674	3.67%	\$ 12,759.26	\$ 12,929.34	1.33%	\$ 42,943.15	\$ 43,113.23	0.40%	\$ 4,800.35
MGS-S Customer 3675	5.70%	\$ 2,528.73	\$ 2,606.75	3.09%	\$ 4,480.35	\$ 4,558.37	1.74%	\$ 1,446.29
MGS-S Customer 3676	3.89%	\$ 4,697.55	\$ 4,773.99	1.63%	\$ 9,490.45	\$ 9,566.89	0.81%	\$ 2,042.71
MGS-S Customer 3677	3.38%	\$ 3,603.36	\$ 3,662.13	1.63%	\$ 7,779.58	\$ 7,838.35	0.76%	\$ 1,797.41

Internal Use

Customer	Distribution % Difference	Delivery 8/24 Prices	Delivery 1/25 Prices	Delivery % Difference	Bundled 8/24 Prices	Bundled 1/25 Prices	Bundled % Difference	Distribution 1/25 Prices
MGS-S Customer 3678	3.44%	\$ 5,163.99	\$ 5,240.61	1.48%	\$ 14,698.38	\$ 14,775.00	0.52%	\$ 2,302.49
MGS-S Customer 3679	4.27%	\$ 17,092.73	\$ 17,344.64	1.47%	\$ 71,116.59	\$ 71,368.50	0.35%	\$ 6,146.89
MGS-S Customer 3680	4.07%	\$ 15,343.82	\$ 15,563.23	1.43%	\$ 59,664.41	\$ 59,883.82	0.37%	\$ 5,604.15
MGS-S Customer 3681	2.89%	\$ 9,581.64	\$ 9,686.28	1.09%	\$ 33,992.93	\$ 34,097.57	0.31%	\$ 3,729.29
MGS-S Customer 3682	4.28%	\$ 5,408.28	\$ 5,500.12	1.70%	\$ 17,936.03	\$ 18,027.87	0.51%	\$ 2,237.06
MGS-S Customer 3683	5.27%	\$ 15,157.60	\$ 15,441.31	1.87%	\$ 42,804.84	\$ 43,088.55	0.66%	\$ 5,671.57
MGS-S Customer 3684	3.83%	\$ 9,008.82	\$ 9,142.52	1.48%	\$ 21,585.71	\$ 21,719.41	0.62%	\$ 3,621.31
MGS-S Customer 3685	4.84%	\$ 6,601.99	\$ 6,722.47	1.82%	\$ 25,276.44	\$ 25,396.92	0.48%	\$ 2,612.29
MGS-S Customer 3686	3.31%	\$ 17,035.46	\$ 17,232.45	1.16%	\$ 65,053.62	\$ 65,250.61	0.30%	\$ 6,157.23
MGS-S Customer 3687	3.59%	\$ 3,878.66	\$ 3,938.68	1.55%	\$ 11,900.65	\$ 11,960.67	0.50%	\$ 1,733.57
MGS-S Customer 3688	4.02%	\$ 42,386.50	\$ 42,953.85	1.34%	\$ 136,576.33	\$ 137,143.68	0.42%	\$ 14,667.65
MGS-S Customer 3689	3.24%	\$ 6,466.60	\$ 6,548.36	1.26%	\$ 18,801.13	\$ 18,882.89	0.43%	\$ 2,601.60
MGS-S Customer 3690	4.19%	\$ 2,822.36	\$ 2,883.87	2.18%	\$ 6,630.54	\$ 6,692.05	0.93%	\$ 1,530.94
MGS-S Customer 3691	3.54%	\$ 5,071.02	\$ 5,148.43	1.53%	\$ 15,461.82	\$ 15,539.23	0.50%	\$ 2,264.54
MGS-S Customer 3692	5.04%	\$ 27,780.80	\$ 28,254.21	1.70%	\$ 85,744.47	\$ 86,217.88	0.55%	\$ 9,858.79
MGS-S Customer 3693	3.81%	\$ 12,775.68	\$ 12,948.37	1.35%	\$ 38,690.68	\$ 38,863.37	0.45%	\$ 4,704.59
MGS-S Customer 3694	3.78%	\$ 28,069.95	\$ 28,428.00	1.28%	\$ 102,217.93	\$ 102,575.98	0.35%	\$ 9,819.01
MGS-S Customer 3695	3.28%	\$ 48,641.31	\$ 49,156.54	1.06%	\$ 223,670.39	\$ 224,185.62	0.23%	\$ 16,246.37
MGS-S Customer 3696	4.13%	\$ 3,764.52	\$ 3,837.44	1.94%	\$ 10,302.46	\$ 10,375.38	0.71%	\$ 1,839.56
MGS-S Customer 3697	3.58%	\$ 12,334.69	\$ 12,496.38	1.31%	\$ 38,615.33	\$ 38,777.02	0.42%	\$ 4,679.38
MGS-S Customer 3698	3.72%	\$ 12,470.30	\$ 12,636.70	1.33%	\$ 50,708.98	\$ 50,875.38	0.33%	\$ 4,643.02
MGS-S Customer 3699	3.84%	\$ 5,440.51	\$ 5,525.23	1.56%	\$ 11,868.98	\$ 11,953.70	0.71%	\$ 2,289.57
MGS-S Customer 3700	5.05%	\$ 5,025.92	\$ 5,136.10	2.19%	\$ 10,363.98	\$ 10,474.16	1.06%	\$ 2,291.83
MGS-S Customer 3701	3.21%	\$ 12,289.76	\$ 12,435.31	1.18%	\$ 34,996.24	\$ 35,141.79	0.42%	\$ 4,685.46
MGS-S Customer 3702	3.61%	\$ 4,101.94	\$ 4,170.53	1.67%	\$ 9,051.61	\$ 9,120.20	0.76%	\$ 1,966.29
MGS-S Customer 3703	3.74%	\$ 5,137.53	\$ 5,220.65	1.62%	\$ 12,990.19	\$ 13,073.31	0.64%	\$ 2,306.65
MGS-S Customer 3704	3.96%	\$ 9,212.15	\$ 9,353.35	1.53%	\$ 20,432.16	\$ 20,573.36	0.69%	\$ 3,702.74
MGS-S Customer 3705	4.54%	\$ 6,287.69	\$ 6,405.90	1.88%	\$ 13,044.90	\$ 13,163.11	0.91%	\$ 2,719.29
MGS-S Customer 3706	3.14%	\$ 12,748.37	\$ 12,893.18	1.14%	\$ 47,219.43	\$ 47,364.24	0.31%	\$ 4,760.78
MGS-S Customer 3707	4.58%	\$ 4,055.68	\$ 4,134.43	1.94%	\$ 12,437.49	\$ 12,516.24	0.63%	\$ 1,796.31
MGS-S Customer 3708	3.40%	\$ 6,848.19	\$ 6,941.18	1.36%	\$ 24,342.30	\$ 24,435.29	0.38%	\$ 2,831.60
MGS-S Customer 3709	3.20%	\$ 47,769.72	\$ 48,279.50	1.07%	\$ 155,556.92	\$ 156,066.70	0.33%	\$ 16,417.85
MGS-S Customer 3710	4.31%	\$ 4,225.11	\$ 4,307.71	1.95%	\$ 11,286.26	\$ 11,368.86	0.73%	\$ 1,997.06
MGS-S Customer 3711	3.95%	\$ 4,599.05	\$ 4,673.81	1.63%	\$ 14,891.58	\$ 14,966.34	0.50%	\$ 1,969.59
MGS-S Customer 3712	3.73%	\$ 10,248.83	\$ 10,389.61	1.37%	\$ 41,831.31	\$ 41,972.09	0.34%	\$ 3,917.17
MGS-S Customer 3713	6.23%	\$ 9,022.89	\$ 9,241.63	2.42%	\$ 9,297.12	\$ 9,515.86	2.35%	\$ 3,731.71
MGS-S Customer 3714	2.44%	\$ 4,445.09	\$ 4,494.76	1.12%	\$ 9,296.84	\$ 9,346.51	0.53%	\$ 2,081.27
MGS-S Customer 3715	4.75%	\$ 5,578.14	\$ 5,689.53	2.00%	\$ 14,766.31	\$ 14,877.70	0.75%	\$ 2,455.65
MGS-S Customer 3716	3.91%	\$ 4,263.99	\$ 4,339.57	1.77%	\$ 11,179.23	\$ 11,254.81	0.68%	\$ 2,009.95
MGS-S Customer 3717	2.41%	\$ 2,330.17	\$ 2,359.12	1.24%	\$ 5,212.36	\$ 5,241.31	0.56%	\$ 1,228.20

Internal Use

Customer	Distribution % Difference	Delivery 8/24 Prices	Delivery 1/25 Prices	Delivery % Difference	Bundled 8/24 Prices	Bundled 1/25 Prices	Bundled % Difference	Distribution 1/25 Prices
MGS-S Customer 3718	5.01%	\$ 6,766.15	\$ 6,903.30	2.03%	\$ 15,669.57	\$ 15,806.72	0.88%	\$ 2,873.59
MGS-S Customer 3719	3.97%	\$ 5,167.16	\$ 5,254.79	1.70%	\$ 15,922.34	\$ 16,009.97	0.55%	\$ 2,297.43
MGS-S Customer 3720	5.25%	\$ 775.26	\$ 810.77	4.58%	\$ 972.71	\$ 1,008.22	3.65%	\$ 711.67
MGS-S Customer 3721	3.39%	\$ 12,764.88	\$ 12,923.02	1.24%	\$ 38,734.73	\$ 38,892.87	0.41%	\$ 4,829.33
MGS-S Customer 3722	5.76%	\$ 3,574.57	\$ 3,669.94	2.67%	\$ 14,254.79	\$ 14,350.16	0.67%	\$ 1,749.78
MGS-S Customer 3723	3.41%	\$ 6,219.09	\$ 6,306.43	1.40%	\$ 19,089.75	\$ 19,177.09	0.46%	\$ 2,645.69
MGS-S Customer 3724	3.31%	\$ 11,201.74	\$ 11,342.56	1.26%	\$ 21,695.72	\$ 21,836.54	0.65%	\$ 4,394.76
MGS-S Customer 3725	2.24%	\$ 34,721.94	\$ 34,982.89	0.75%	\$ 134,268.45	\$ 134,529.40	0.19%	\$ 11,915.40
MGS-S Customer 3726	2.70%	\$ 33,234.48	\$ 33,533.31	0.90%	\$ 137,772.02	\$ 138,070.85	0.22%	\$ 11,375.05
MGS-S Customer 3727	5.95%	\$ 3,265.16	\$ 3,351.66	2.65%	\$ 9,338.85	\$ 9,425.35	0.93%	\$ 1,541.34
MGS-S Customer 3728	5.16%	\$ 767.61	\$ 800.08	4.23%	\$ 7,530.99	\$ 7,563.46	0.43%	\$ 662.11
MGS-S Customer 3729	4.35%	\$ 7,225.76	\$ 7,344.77	1.65%	\$ 22,128.03	\$ 22,247.04	0.54%	\$ 2,853.92
MGS-S Customer 3730	3.61%	\$ 6,423.20	\$ 6,511.48	1.37%	\$ 26,927.70	\$ 27,015.98	0.33%	\$ 2,530.52
MGS-S Customer 3731	3.80%	\$ 6,330.88	\$ 6,430.65	1.58%	\$ 14,061.85	\$ 14,161.62	0.71%	\$ 2,723.25
MGS-S Customer 3732	4.17%	\$ 5,835.98	\$ 5,939.94	1.78%	\$ 7,751.04	\$ 7,855.00	1.34%	\$ 2,594.27
MGS-S Customer 3733	3.83%	\$ 7,059.62	\$ 7,167.10	1.52%	\$ 23,669.67	\$ 23,777.15	0.45%	\$ 2,914.05
MGS-S Customer 3734	5.16%	\$ 759.27	\$ 791.74	4.28%	\$ 7,113.59	\$ 7,146.06	0.46%	\$ 662.11
MGS-S Customer 3735	3.51%	\$ 10,413.21	\$ 10,547.58	1.29%	\$ 43,202.31	\$ 43,336.68	0.31%	\$ 3,964.01
MGS-S Customer 3736	4.25%	\$ 3,358.24	\$ 3,427.84	2.07%	\$ 8,858.21	\$ 8,927.81	0.79%	\$ 1,705.85
MGS-S Customer 3737	3.01%	\$ 28,682.42	\$ 28,974.23	1.02%	\$ 108,666.99	\$ 108,958.80	0.27%	\$ 9,974.67
MGS-S Customer 3738	3.48%	\$ 3,600.32	\$ 3,656.10	1.55%	\$ 8,782.41	\$ 8,838.19	0.64%	\$ 1,656.52
MGS-S Customer 3739	4.19%	\$ 5,270.51	\$ 5,358.31	1.67%	\$ 18,544.18	\$ 18,631.98	0.47%	\$ 2,183.33
MGS-S Customer 3740	3.67%	\$ 5,331.62	\$ 5,410.60	1.48%	\$ 14,555.44	\$ 14,634.42	0.54%	\$ 2,231.00
MGS-S Customer 3741	3.82%	\$ 4,238.61	\$ 4,307.39	1.62%	\$ 10,688.57	\$ 10,757.35	0.64%	\$ 1,870.87
MGS-S Customer 3742	3.07%	\$ 17,902.70	\$ 18,097.42	1.09%	\$ 54,348.24	\$ 54,542.96	0.36%	\$ 6,537.69
MGS-S Customer 3743	4.34%	\$ 5,254.47	\$ 5,350.41	1.83%	\$ 19,501.32	\$ 19,597.26	0.49%	\$ 2,304.83
MGS-S Customer 3744	3.47%	\$ 9,319.66	\$ 9,438.02	1.27%	\$ 30,937.20	\$ 31,055.56	0.38%	\$ 3,529.47
MGS-S Customer 3745	4.47%	\$ 7,985.99	\$ 8,124.97	1.74%	\$ 23,087.08	\$ 23,226.06	0.60%	\$ 3,251.53
MGS-S Customer 3746	2.26%	\$ 3,984.14	\$ 4,024.34	1.01%	\$ 4,825.12	\$ 4,865.32	0.83%	\$ 1,816.17
MGS-S Customer 3747	3.70%	\$ 7,635.02	\$ 7,740.13	1.38%	\$ 29,033.52	\$ 29,138.63	0.36%	\$ 2,946.38
MGS-S Customer 3748	4.00%	\$ 4,703.78	\$ 4,780.93	1.64%	\$ 14,786.63	\$ 14,863.78	0.52%	\$ 2,007.76
MGS-S Customer 3749	3.78%	\$ 4,510.76	\$ 4,582.14	1.58%	\$ 11,512.49	\$ 11,583.87	0.62%	\$ 1,961.53
MGS-S Customer 3750	3.92%	\$ 21,497.20	\$ 21,786.56	1.35%	\$ 77,029.34	\$ 77,318.70	0.38%	\$ 7,665.39
MGS-S Customer 3751	4.91%	\$ 8,627.16	\$ 8,791.84	1.91%	\$ 18,435.55	\$ 18,600.23	0.89%	\$ 3,515.91
MGS-S Customer 3752	4.45%	\$ 2,651.53	\$ 2,708.11	2.13%	\$ 8,135.61	\$ 8,192.19	0.70%	\$ 1,326.97
MGS-S Customer 3753	4.44%	\$ 36,419.08	\$ 36,958.99	1.48%	\$ 115,288.43	\$ 115,828.34	0.47%	\$ 12,709.00
MGS-S Customer 3754	4.15%	\$ 3,447.80	\$ 3,516.85	2.00%	\$ 9,241.88	\$ 9,310.93	0.75%	\$ 1,734.58
MGS-S Customer 3755	-0.22%	\$ 39,481.57	\$ 39,443.23	-0.10%	\$ 73,203.06	\$ 73,164.72	-0.05%	\$ 17,196.99
MGS-S Customer 3756	3.42%	\$ 13,559.01	\$ 13,727.40	1.24%	\$ 41,512.47	\$ 41,680.86	0.41%	\$ 5,091.83
MGS-S Customer 3757	3.19%	\$ 8,512.45	\$ 8,617.98	1.24%	\$ 25,840.08	\$ 25,945.61	0.41%	\$ 3,410.20

Internal Use

Customer	Distribution % Difference	Delivery 8/24 Prices	Delivery 1/25 Prices	Delivery % Difference	Bundled 8/24 Prices	Bundled 1/25 Prices	Bundled % Difference	Distribution 1/25 Prices
MGS-S Customer 3758	5.06%	\$ 3,827.40	\$ 3,917.32	2.35%	\$ 10,134.75	\$ 10,224.67	0.89%	\$ 1,866.67
MGS-S Customer 3759	3.34%	\$ 4,784.17	\$ 4,854.49	1.47%	\$ 13,895.44	\$ 13,965.76	0.51%	\$ 2,172.93
MGS-S Customer 3760	3.92%	\$ 4,960.60	\$ 5,044.09	1.68%	\$ 17,719.17	\$ 17,802.66	0.47%	\$ 2,211.08
MGS-S Customer 3761	4.15%	\$ 4,131.45	\$ 4,209.61	1.89%	\$ 11,393.93	\$ 11,472.09	0.69%	\$ 1,962.32
MGS-S Customer 3762	2.87%	\$ 2,881.52	\$ 2,921.15	1.38%	\$ 6,081.59	\$ 6,121.22	0.65%	\$ 1,418.70
MGS-S Customer 3763	3.82%	\$ 7,119.26	\$ 7,230.07	1.56%	\$ 12,865.24	\$ 12,976.05	0.86%	\$ 3,011.90
MGS-S Customer 3764	4.15%	\$ 5,103.15	\$ 5,188.12	1.67%	\$ 17,033.99	\$ 17,118.96	0.50%	\$ 2,134.38
MGS-S Customer 3765	3.98%	\$ 10,015.86	\$ 10,166.79	1.51%	\$ 27,406.79	\$ 27,557.72	0.55%	\$ 3,938.95
MGS-S Customer 3766	4.01%	\$ 4,859.57	\$ 4,939.93	1.65%	\$ 11,846.11	\$ 11,926.47	0.68%	\$ 2,084.08
MGS-S Customer 3767	4.82%	\$ 4,377.83	\$ 4,472.28	2.16%	\$ 11,440.47	\$ 11,534.92	0.83%	\$ 2,052.41
MGS-S Customer 3768	3.64%	\$ 16,214.26	\$ 16,421.49	1.28%	\$ 61,343.84	\$ 61,551.07	0.34%	\$ 5,896.30
MGS-S Customer 3769	3.93%	\$ 4,491.25	\$ 4,570.07	1.75%	\$ 11,753.85	\$ 11,832.67	0.67%	\$ 2,086.70
MGS-S Customer 3770	3.66%	\$ 5,959.61	\$ 6,044.32	1.42%	\$ 22,471.62	\$ 22,556.33	0.38%	\$ 2,397.78
MGS-S Customer 3771	4.59%	\$ 4,864.47	\$ 4,962.14	2.01%	\$ 11,214.79	\$ 11,312.46	0.87%	\$ 2,226.18
MGS-S Customer 3772	3.78%	\$ 4,377.38	\$ 4,446.64	1.58%	\$ 13,146.55	\$ 13,215.81	0.53%	\$ 1,902.56
MGS-S Customer 3773	4.62%	\$ 9,042.62	\$ 9,201.45	1.76%	\$ 27,461.92	\$ 27,620.75	0.58%	\$ 3,597.41
MGS-S Customer 3774	2.60%	\$ 16,390.13	\$ 16,543.62	0.94%	\$ 46,158.10	\$ 46,311.59	0.33%	\$ 6,053.30
MGS-S Customer 3775	5.61%	\$ 1,781.27	\$ 1,833.66	2.94%	\$ 12,837.77	\$ 12,890.16	0.41%	\$ 986.30
MGS-S Customer 3776	4.02%	\$ 4,801.57	\$ 4,879.91	1.63%	\$ 17,202.03	\$ 17,280.37	0.46%	\$ 2,025.46
MGS-S Customer 3777	3.48%	\$ 24,461.08	\$ 24,750.68	1.18%	\$ 89,659.93	\$ 89,949.53	0.32%	\$ 8,620.75
MGS-S Customer 3778	4.39%	\$ 5,387.32	\$ 5,486.62	1.84%	\$ 18,406.86	\$ 18,506.16	0.54%	\$ 2,360.10
MGS-S Customer 3779	4.63%	\$ 6,480.85	\$ 6,602.55	1.88%	\$ 18,483.11	\$ 18,604.81	0.66%	\$ 2,749.82
MGS-S Customer 3780	3.95%	\$ 4,886.57	\$ 4,966.01	1.63%	\$ 12,294.63	\$ 12,374.07	0.65%	\$ 2,090.22
MGS-S Customer 3781	4.86%	\$ 9,994.68	\$ 10,179.01	1.84%	\$ 21,969.51	\$ 22,153.84	0.84%	\$ 3,977.20
MGS-S Customer 3782	4.57%	\$ 3,420.24	\$ 3,495.50	2.20%	\$ 9,713.54	\$ 9,788.80	0.77%	\$ 1,722.93
MGS-S Customer 3783	3.36%	\$ 8,378.95	\$ 8,487.32	1.29%	\$ 30,132.47	\$ 30,240.84	0.36%	\$ 3,333.56
MGS-S Customer 3784	4.00%	\$ 5,230.79	\$ 5,313.36	1.58%	\$ 21,913.63	\$ 21,996.20	0.38%	\$ 2,144.44
MGS-S Customer 3785	3.92%	\$ 5,510.15	\$ 5,600.46	1.64%	\$ 19,276.64	\$ 19,366.95	0.47%	\$ 2,395.25
MGS-S Customer 3786	5.15%	\$ 3,050.58	\$ 3,128.70	2.56%	\$ 9,535.61	\$ 9,613.73	0.82%	\$ 1,594.57
MGS-S Customer 3787	4.63%	\$ 23,033.34	\$ 23,400.69	1.59%	\$ 65,713.10	\$ 66,080.45	0.56%	\$ 8,303.66
MGS-S Customer 3788	3.51%	\$ 16,792.61	\$ 16,999.32	1.23%	\$ 60,875.53	\$ 61,082.24	0.34%	\$ 6,103.25
MGS-S Customer 3789	3.82%	\$ 22,273.76	\$ 22,568.40	1.32%	\$ 68,335.73	\$ 68,630.37	0.43%	\$ 8,001.41
MGS-S Customer 3790	4.02%	\$ 10,351.47	\$ 10,504.69	1.48%	\$ 40,471.37	\$ 40,624.59	0.38%	\$ 3,965.68
MGS-S Customer 3791	4.87%	\$ 15,730.44	\$ 16,001.35	1.72%	\$ 48,039.63	\$ 48,310.54	0.56%	\$ 5,833.68
MGS-S Customer 3792	2.45%	\$ 2,571.61	\$ 2,603.01	1.22%	\$ 5,154.20	\$ 5,185.60	0.61%	\$ 1,314.22
MGS-S Customer 3793	2.95%	\$ 5,922.55	\$ 5,999.86	1.31%	\$ 10,547.94	\$ 10,625.25	0.73%	\$ 2,700.97
MGS-S Customer 3794	4.79%	\$ 3,556.78	\$ 3,639.57	2.33%	\$ 4,018.41	\$ 4,101.20	2.06%	\$ 1,812.82
MGS-S Customer 3795	4.28%	\$ 2,302.83	\$ 2,352.80	2.17%	\$ 6,056.28	\$ 6,106.25	0.83%	\$ 1,217.29
MGS-S Customer 3796	4.16%	\$ 6,856.93	\$ 6,965.01	1.58%	\$ 23,964.60	\$ 24,072.68	0.45%	\$ 2,708.60
MGS-S Customer 3797	3.77%	\$ 5,955.00	\$ 6,049.67	1.59%	\$ 11,867.46	\$ 11,962.13	0.80%	\$ 2,605.14

Customer	Distribution % Difference	Delivery 8/24 Prices	Delivery 1/25 Prices	Delivery % Difference	Bundled 8/24 Prices	Bundled 1/25 Prices	Bundled % Difference	Distribution 1/25 Prices
MGS-S Customer 3798	3.57%	\$ 21,245.14	\$ 21,509.01	1.24%	\$ 66,484.41	\$ 66,748.28	0.40%	\$ 7,645.20
MGS-S Customer 3799	1.41%	\$ 3,865.83	\$ 3,890.02	0.63%	\$ 9,172.23	\$ 9,196.42	0.26%	\$ 1,740.31
MGS-S Customer 3800	0.35%	\$ 4,311.36	\$ 4,318.02	0.15%	\$ 10,632.43	\$ 10,639.09	0.06%	\$ 1,883.11
MGS-S Customer 3801	5.00%	\$ 7,113.17	\$ 7,252.08	1.95%	\$ 26,775.66	\$ 26,914.57	0.52%	\$ 2,918.01
MGS-S Customer 3802	4.53%	\$ 30,833.06	\$ 31,304.81	1.53%	\$ 91,456.79	\$ 91,928.54	0.52%	\$ 10,893.59
MGS-S Customer 3803	4.22%	\$ 6,503.50	\$ 6,615.95	1.73%	\$ 15,445.09	\$ 15,557.54	0.73%	\$ 2,777.14
MGS-S Customer 3804	3.68%	\$ 3,921.07	\$ 3,984.00	1.60%	\$ 8,299.65	\$ 8,362.58	0.76%	\$ 1,774.52
MGS-S Customer 3805	3.63%	\$ 3,936.86	\$ 4,002.41	1.67%	\$ 13,936.07	\$ 14,001.62	0.47%	\$ 1,873.05
MGS-S Customer 3806	3.76%	\$ 9,825.88	\$ 9,963.29	1.40%	\$ 38,070.03	\$ 38,207.44	0.36%	\$ 3,793.90
MGS-S Customer 3807	4.56%	\$ 3,311.55	\$ 3,384.85	2.21%	\$ 10,131.49	\$ 10,204.79	0.72%	\$ 1,681.25
MGS-S Customer 3808	3.95%	\$ 6,464.30	\$ 6,562.67	1.52%	\$ 20,903.46	\$ 21,001.83	0.47%	\$ 2,589.67
MGS-S Customer 3809	4.39%	\$ 5,924.28	\$ 6,031.52	1.81%	\$ 18,196.20	\$ 18,303.44	0.59%	\$ 2,552.53
MGS-S Customer 3810	4.87%	\$ 7,901.89	\$ 8,051.84	1.90%	\$ 22,079.73	\$ 22,229.68	0.68%	\$ 3,231.43
MGS-S Customer 3811	3.83%	\$ 7,013.85	\$ 7,121.73	1.54%	\$ 19,876.97	\$ 19,984.85	0.54%	\$ 2,924.72
MGS-S Customer 3812	3.82%	\$ 4,493.92	\$ 4,565.79	1.60%	\$ 11,948.02	\$ 12,019.89	0.60%	\$ 1,952.64
MGS-S Customer 3813	4.26%	\$ 6,295.30	\$ 6,397.59	1.62%	\$ 24,962.78	\$ 25,065.07	0.41%	\$ 2,502.40
MGS-S Customer 3814	3.49%	\$ 9,140.69	\$ 9,262.42	1.33%	\$ 29,589.32	\$ 29,711.05	0.41%	\$ 3,608.74
MGS-S Customer 3815	4.56%	\$ 6,301.61	\$ 6,414.50	1.79%	\$ 13,372.25	\$ 13,485.14	0.84%	\$ 2,588.63
MGS-S Customer 3816	4.69%	\$ 11,159.24	\$ 11,342.36	1.64%	\$ 45,179.53	\$ 45,362.65	0.41%	\$ 4,091.67
MGS-S Customer 3817	4.89%	\$ 5,555.35	\$ 5,669.35	2.05%	\$ 15,321.24	\$ 15,435.24	0.74%	\$ 2,444.30
MGS-S Customer 3818	3.09%	\$ 15,674.68	\$ 15,848.50	1.11%	\$ 47,184.03	\$ 47,357.85	0.37%	\$ 5,798.51
MGS-S Customer 3819	5.29%	\$ 1,064.29	\$ 1,111.70	4.45%	\$ 1,599.04	\$ 1,646.45	2.96%	\$ 943.82
MGS-S Customer 3820	4.03%	\$ 30,848.87	\$ 31,257.86	1.33%	\$ 142,358.78	\$ 142,767.77	0.29%	\$ 10,563.54
MGS-S Customer 3821	5.19%	\$ 4,262.56	\$ 4,356.12	2.19%	\$ 8,988.39	\$ 9,081.95	1.04%	\$ 1,896.79
MGS-S Customer 3822	3.90%	\$ 9,997.18	\$ 10,143.69	1.47%	\$ 31,922.09	\$ 32,068.60	0.46%	\$ 3,899.58
MGS-S Customer 3823	3.84%	\$ 5,385.53	\$ 5,469.69	1.56%	\$ 11,098.71	\$ 11,182.87	0.76%	\$ 2,275.50
MGS-S Customer 3824	4.73%	\$ 5,629.63	\$ 5,734.23	1.86%	\$ 18,329.92	\$ 18,434.52	0.57%	\$ 2,315.10
MGS-S Customer 3825	3.90%	\$ 3,975.74	\$ 4,041.85	1.66%	\$ 13,232.58	\$ 13,298.69	0.50%	\$ 1,759.74
MGS-S Customer 3826	3.81%	\$ 4,904.46	\$ 4,986.25	1.67%	\$ 12,313.43	\$ 12,395.22	0.66%	\$ 2,229.00
MGS-S Customer 3827	3.20%	\$ 21,500.34	\$ 21,737.10	1.10%	\$ 78,101.99	\$ 78,338.75	0.30%	\$ 7,647.27
MGS-S Customer 3828	0.99%	\$ 52,894.32	\$ 53,100.79	0.39%	\$ 100,981.04	\$ 101,187.51	0.20%	\$ 21,112.28
MGS-S Customer 3829	3.63%	\$ 3,777.89	\$ 3,843.17	1.73%	\$ 7,379.60	\$ 7,444.88	0.88%	\$ 1,863.16
MGS-S Customer 3830	5.33%	\$ 3,571.39	\$ 3,661.52	2.52%	\$ 9,394.72	\$ 9,484.85	0.96%	\$ 1,781.73
MGS-S Customer 3831	2.95%	\$ 32,838.50	\$ 33,190.14	1.07%	\$ 63,177.79	\$ 63,529.43	0.56%	\$ 12,277.74
MGS-S Customer 3832	3.83%	\$ 4,128.88	\$ 4,196.45	1.64%	\$ 10,905.52	\$ 10,973.09	0.62%	\$ 1,830.41
MGS-S Customer 3833	3.94%	\$ 6,513.94	\$ 6,618.02	1.60%	\$ 20,499.81	\$ 20,603.89	0.51%	\$ 2,743.36
MGS-S Customer 3834	3.71%	\$ 6,048.16	\$ 6,134.61	1.43%	\$ 24,333.66	\$ 24,420.11	0.36%	\$ 2,416.24
MGS-S Customer 3835	3.71%	\$ 7,282.97	\$ 7,388.28	1.45%	\$ 11,551.86	\$ 11,657.17	0.91%	\$ 2,945.53
MGS-S Customer 3836	5.41%	\$ 1,374.28	\$ 1,427.91	3.90%	\$ 2,937.41	\$ 2,991.04	1.83%	\$ 1,044.99
MGS-S Customer 3837	3.38%	\$ 10,206.41	\$ 10,335.85	1.27%	\$ 32,602.09	\$ 32,731.53	0.40%	\$ 3,964.72

Customer	Distribution % Difference	Delivery 8/24 Prices	Delivery 1/25 Prices	Delivery % Difference	Bundled 8/24 Prices	Bundled 1/25 Prices	Bundled % Difference	Distribution 1/25 Prices
MGS-S Customer 3838	3.62%	\$ 8,378.41	\$ 8,496.12	1.40%	\$ 25,089.13	\$ 25,206.84	0.47%	\$ 3,370.97
MGS-S Customer 3839	5.47%	\$ 1,194.46	\$ 1,238.72	3.71%	\$ 2,029.38	\$ 2,073.64	2.18%	\$ 853.87
MGS-S Customer 3840	4.41%	\$ 27,427.70	\$ 27,840.89	1.51%	\$ 77,438.62	\$ 77,851.81	0.53%	\$ 9,779.52
MGS-S Customer 3841	0.61%	\$ 46,149.75	\$ 46,258.50	0.24%	\$ 87,792.00	\$ 87,900.75	0.12%	\$ 17,837.54
MGS-S Customer 3842	3.94%	\$ 6,785.82	\$ 6,893.08	1.58%	\$ 22,007.11	\$ 22,114.37	0.49%	\$ 2,829.24
MGS-S Customer 3843	3.25%	\$ 7,047.06	\$ 7,139.48	1.31%	\$ 19,835.45	\$ 19,927.87	0.47%	\$ 2,933.28
MGS-S Customer 3844	4.66%	\$ 7,111.72	\$ 7,237.74	1.77%	\$ 20,078.36	\$ 20,204.38	0.63%	\$ 2,829.73
MGS-S Customer 3845	4.09%	\$ 4,176.19	\$ 4,254.01	1.86%	\$ 10,797.08	\$ 10,874.90	0.72%	\$ 1,982.21
MGS-S Customer 3846	3.19%	\$ 2,644.27	\$ 2,685.45	1.56%	\$ 6,790.33	\$ 6,831.51	0.61%	\$ 1,330.47
MGS-S Customer 3847	4.46%	\$ 10,277.89	\$ 10,450.86	1.68%	\$ 25,232.72	\$ 25,405.69	0.69%	\$ 4,051.48
MGS-S Customer 3848	3.38%	\$ 3,217.49	\$ 3,267.62	1.56%	\$ 6,748.47	\$ 6,798.60	0.74%	\$ 1,534.71
MGS-S Customer 3849	3.99%	\$ 3,423.51	\$ 3,482.91	1.74%	\$ 15,256.66	\$ 15,316.06	0.39%	\$ 1,549.43
MGS-S Customer 3850	4.02%	\$ 5,220.80	\$ 5,308.69	1.68%	\$ 22,083.26	\$ 22,171.15	0.40%	\$ 2,272.99
MGS-S Customer 3851	3.79%	\$ 5,753.48	\$ 5,840.64	1.51%	\$ 13,375.67	\$ 13,462.83	0.65%	\$ 2,389.77
MGS-S Customer 3852	4.56%	\$ 3,169.70	\$ 3,241.20	2.26%	\$ 8,939.22	\$ 9,010.72	0.80%	\$ 1,639.27
MGS-S Customer 3853	2.87%	\$ 2,541.41	\$ 2,577.69	1.43%	\$ 5,809.58	\$ 5,845.86	0.62%	\$ 1,300.04
MGS-S Customer 3854	3.62%	\$ 6,637.44	\$ 6,731.35	1.41%	\$ 15,892.80	\$ 15,986.71	0.59%	\$ 2,684.98
MGS-S Customer 3855	4.44%	\$ 3,423.15	\$ 3,495.83	2.12%	\$ 11,598.26	\$ 11,670.94	0.63%	\$ 1,710.10
MGS-S Customer 3856	4.20%	\$ 3,777.43	\$ 3,850.92	1.95%	\$ 13,495.55	\$ 13,569.04	0.54%	\$ 1,821.74
MGS-S Customer 3857	3.19%	\$ 12,365.29	\$ 12,513.06	1.20%	\$ 25,299.94	\$ 25,447.71	0.58%	\$ 4,780.87
MGS-S Customer 3858	4.10%	\$ 7,195.58	\$ 7,312.74	1.63%	\$ 21,710.49	\$ 21,827.65	0.54%	\$ 2,977.90
MGS-S Customer 3859	4.43%	\$ 3,171.62	\$ 3,240.84	2.18%	\$ 10,066.63	\$ 10,135.85	0.69%	\$ 1,631.50
MGS-S Customer 3860	4.38%	\$ 3,441.49	\$ 3,514.38	2.12%	\$ 8,833.94	\$ 8,906.83	0.83%	\$ 1,736.08
MGS-S Customer 3861	4.16%	\$ 3,789.53	\$ 3,863.06	1.94%	\$ 11,365.44	\$ 11,438.97	0.65%	\$ 1,841.02
MGS-S Customer 3862	4.36%	\$ 3,751.89	\$ 3,828.20	2.03%	\$ 11,549.24	\$ 11,625.55	0.66%	\$ 1,827.08
MGS-S Customer 3863	2.97%	\$ 16,947.40	\$ 17,133.91	1.10%	\$ 45,275.65	\$ 45,462.16	0.41%	\$ 6,460.36
MGS-S Customer 3864	3.57%	\$ 10,082.79	\$ 10,218.00	1.34%	\$ 32,862.39	\$ 32,997.60	0.41%	\$ 3,920.61
MGS-S Customer 3865	3.05%	\$ 7,979.87	\$ 8,075.73	1.20%	\$ 23,693.41	\$ 23,789.27	0.40%	\$ 3,235.53
MGS-S Customer 3866	2.06%	\$ 2,842.23	\$ 2,870.67	1.00%	\$ 5,616.44	\$ 5,644.88	0.51%	\$ 1,405.65
MGS-S Customer 3867	5.67%	\$ 3,301.68	\$ 3,391.09	2.71%	\$ 12,095.41	\$ 12,184.82	0.74%	\$ 1,667.52
MGS-S Customer 3868	1.64%	\$ 23,453.44	\$ 23,594.07	0.60%	\$ 70,415.81	\$ 70,556.44	0.20%	\$ 8,718.67
MGS-S Customer 3869	3.81%	\$ 1,507.23	\$ 1,542.03	2.31%	\$ 4,105.70	\$ 4,140.50	0.85%	\$ 947.34
MGS-S Customer 3870	3.42%	\$ 20,928.19	\$ 21,171.70	1.16%	\$ 91,150.07	\$ 91,393.58	0.27%	\$ 7,355.27
MGS-S Customer 3871	4.43%	\$ 4,558.03	\$ 4,646.44	1.94%	\$ 16,022.67	\$ 16,111.08	0.55%	\$ 2,082.28
MGS-S Customer 3872	2.62%	\$ 22,295.01	\$ 22,500.52	0.92%	\$ 60,906.99	\$ 61,112.50	0.34%	\$ 8,041.44
MGS-S Customer 3873	4.25%	\$ 6,819.61	\$ 6,929.26	1.61%	\$ 25,204.86	\$ 25,314.51	0.44%	\$ 2,687.07
MGS-S Customer 3874	3.61%	\$ 14,807.85	\$ 14,993.08	1.25%	\$ 52,969.52	\$ 53,154.75	0.35%	\$ 5,322.79
MGS-S Customer 3875	4.44%	\$ 3,033.67	\$ 3,101.20	2.23%	\$ 9,199.34	\$ 9,266.87	0.73%	\$ 1,588.63
MGS-S Customer 3876	4.42%	\$ 7,870.25	\$ 8,007.50	1.74%	\$ 18,770.43	\$ 18,907.68	0.73%	\$ 3,240.78
MGS-S Customer 3877	3.83%	\$ 5,719.72	\$ 5,816.69	1.70%	\$ 8,324.93	\$ 8,421.90	1.16%	\$ 2,629.05

Internal Use

Customer	Distribution % Difference	Delivery 8/24 Prices	Delivery 1/25 Prices	Delivery % Difference	Bundled 8/24 Prices	Bundled 1/25 Prices	Bundled % Difference	Distribution 1/25 Prices
MGS-S Customer 3878	4.25%	\$ 4,221.83	\$ 4,297.27	1.79%	\$ 13,206.38	\$ 13,281.82	0.57%	\$ 1,848.71
MGS-S Customer 3879	3.34%	\$ 19,397.82	\$ 19,620.83	1.15%	\$ 78,494.99	\$ 78,718.00	0.28%	\$ 6,900.66
MGS-S Customer 3880	4.39%	\$ 2,981.68	\$ 3,042.36	2.04%	\$ 8,145.71	\$ 8,206.39	0.74%	\$ 1,444.13
MGS-S Customer 3881	4.35%	\$ 5,362.47	\$ 5,455.28	1.73%	\$ 17,058.27	\$ 17,151.08	0.54%	\$ 2,227.31
MGS-S Customer 3882	3.61%	\$ 7,149.85	\$ 7,247.03	1.36%	\$ 27,354.64	\$ 27,451.82	0.36%	\$ 2,785.51
MGS-S Customer 3883	2.75%	\$ 39,312.87	\$ 39,676.20	0.92%	\$ 134,334.54	\$ 134,697.87	0.27%	\$ 13,580.12
MGS-S Customer 3884	3.60%	\$ 6,014.77	\$ 6,100.27	1.42%	\$ 16,615.92	\$ 16,701.42	0.51%	\$ 2,458.63
MGS-S Customer 3885	3.61%	\$ 4,986.28	\$ 5,058.87	1.46%	\$ 18,109.23	\$ 18,181.82	0.40%	\$ 2,082.88
MGS-S Customer 3886	3.59%	\$ 4,001.74	\$ 4,068.08	1.66%	\$ 11,111.57	\$ 11,177.91	0.60%	\$ 1,915.98
MGS-S Customer 3887	2.75%	\$ 29,485.12	\$ 29,757.16	0.92%	\$ 122,833.97	\$ 123,106.01	0.22%	\$ 10,153.31
MGS-S Customer 3888	3.53%	\$ 4,550.67	\$ 4,617.37	1.47%	\$ 14,130.54	\$ 14,197.24	0.47%	\$ 1,956.11
MGS-S Customer 3889	4.07%	\$ 5,393.24	\$ 5,485.87	1.72%	\$ 17,396.75	\$ 17,489.38	0.53%	\$ 2,367.82
MGS-S Customer 3890	4.15%	\$ 15,867.15	\$ 16,101.71	1.48%	\$ 46,005.33	\$ 46,239.89	0.51%	\$ 5,888.11
MGS-S Customer 3891	3.42%	\$ 13,920.23	\$ 14,095.14	1.26%	\$ 32,814.87	\$ 32,989.78	0.53%	\$ 5,281.82
MGS-S Customer 3892	5.85%	\$ 4,962.28	\$ 5,081.95	2.41%	\$ 6,895.62	\$ 7,015.29	1.74%	\$ 2,163.86
MGS-S Customer 3893	3.92%	\$ 4,377.29	\$ 4,448.16	1.62%	\$ 16,443.76	\$ 16,514.63	0.43%	\$ 1,879.66
MGS-S Customer 3894	2.35%	\$ 3,231.49	\$ 3,266.54	1.08%	\$ 8,328.79	\$ 8,363.84	0.42%	\$ 1,525.17
MGS-S Customer 3895	2.18%	\$ 2,523.14	\$ 2,550.92	1.10%	\$ 4,663.18	\$ 4,690.96	0.60%	\$ 1,299.80
MGS-S Customer 3896	3.58%	\$ 4,626.46	\$ 4,695.31	1.49%	\$ 12,594.87	\$ 12,663.72	0.55%	\$ 1,994.11
MGS-S Customer 3897	1.74%	\$ 1,881.01	\$ 1,899.46	0.98%	\$ 3,472.25	\$ 3,490.70	0.53%	\$ 1,079.87
MGS-S Customer 3898	3.97%	\$ 4,302.26	\$ 4,374.62	1.68%	\$ 10,641.61	\$ 10,713.97	0.68%	\$ 1,894.43
MGS-S Customer 3899	1.64%	\$ 3,499.52	\$ 3,525.63	0.75%	\$ 8,073.61	\$ 8,099.72	0.32%	\$ 1,619.41
MGS-S Customer 3900	4.42%	\$ 2,342.82	\$ 2,400.56	2.46%	\$ 6,169.40	\$ 6,227.14	0.94%	\$ 1,364.39
MGS-S Customer 3901	3.29%	\$ 6,766.98	\$ 6,856.65	1.33%	\$ 22,878.16	\$ 22,967.83	0.39%	\$ 2,812.56
MGS-S Customer 3902	3.58%	\$ 6,321.07	\$ 6,414.04	1.47%	\$ 17,948.54	\$ 18,041.51	0.52%	\$ 2,690.91
MGS-S Customer 3903	3.90%	\$ 5,812.56	\$ 5,902.06	1.54%	\$ 16,760.05	\$ 16,849.55	0.53%	\$ 2,387.26
MGS-S Customer 3904	3.83%	\$ 3,368.83	\$ 3,431.77	1.87%	\$ 9,347.11	\$ 9,410.05	0.67%	\$ 1,704.66
MGS-S Customer 3905	4.60%	\$ 6,309.58	\$ 6,426.46	1.85%	\$ 22,745.27	\$ 22,862.15	0.51%	\$ 2,658.38
MGS-S Customer 3906	3.93%	\$ 8,766.94	\$ 8,901.82	1.54%	\$ 17,706.93	\$ 17,841.81	0.76%	\$ 3,563.68
MGS-S Customer 3907	3.12%	\$ 9,916.22	\$ 10,034.12	1.19%	\$ 26,575.86	\$ 26,693.76	0.44%	\$ 3,902.36
MGS-S Customer 3908	4.69%	\$ 5,260.92	\$ 5,359.94	1.88%	\$ 14,276.09	\$ 14,375.11	0.69%	\$ 2,212.51
MGS-S Customer 3909	3.74%	\$ 20,279.88	\$ 20,549.31	1.33%	\$ 41,446.08	\$ 41,715.51	0.65%	\$ 7,482.72
MGS-S Customer 3910	3.04%	\$ 8,662.23	\$ 8,765.24	1.19%	\$ 21,039.27	\$ 21,142.28	0.49%	\$ 3,496.23
MGS-S Customer 3911	3.84%	\$ 13,934.84	\$ 14,127.34	1.38%	\$ 45,736.70	\$ 45,929.20	0.42%	\$ 5,199.85
MGS-S Customer 3912	2.83%	\$ 7,217.29	\$ 7,299.13	1.13%	\$ 22,428.07	\$ 22,509.91	0.36%	\$ 2,972.65
MGS-S Customer 3913	3.91%	\$ 4,546.87	\$ 4,626.23	1.75%	\$ 11,305.11	\$ 11,384.47	0.70%	\$ 2,109.57
MGS-S Customer 3914	3.74%	\$ 10,579.14	\$ 10,720.08	1.33%	\$ 40,867.01	\$ 41,007.95	0.34%	\$ 3,908.29
MGS-S Customer 3915	3.73%	\$ 5,871.75	\$ 5,957.41	1.46%	\$ 20,114.03	\$ 20,199.69	0.43%	\$ 2,383.64
MGS-S Customer 3916	3.55%	\$ 7,043.10	\$ 7,136.54	1.33%	\$ 29,894.46	\$ 29,987.90	0.31%	\$ 2,729.18
MGS-S Customer 3917	3.66%	\$ 6,745.34	\$ 6,844.59	1.47%	\$ 21,829.63	\$ 21,928.88	0.45%	\$ 2,814.45

Customer	Distribution % Difference	Delivery 8/24 Prices	Delivery 1/25 Prices	Delivery % Difference	Bundled 8/24 Prices	Bundled 1/25 Prices	Bundled % Difference	Distribution 1/25 Prices
MGS-S Customer 3918	3.62%	\$ 17,371.33	\$ 17,589.42	1.26%	\$ 69,694.95	\$ 69,913.04	0.31%	\$ 6,247.56
MGS-S Customer 3919	3.04%	\$ 6,494.00	\$ 6,575.42	1.25%	\$ 16,764.02	\$ 16,845.44	0.49%	\$ 2,757.62
MGS-S Customer 3920	2.74%	\$ 51,254.79	\$ 51,723.19	0.91%	\$ 200,972.19	\$ 201,440.59	0.23%	\$ 17,562.52
MGS-S Customer 3921	3.46%	\$ 7,283.24	\$ 7,378.32	1.31%	\$ 25,837.60	\$ 25,932.68	0.37%	\$ 2,842.72
MGS-S Customer 3922	3.84%	\$ 5,458.49	\$ 5,541.21	1.52%	\$ 20,093.38	\$ 20,176.10	0.41%	\$ 2,237.52
MGS-S Customer 3923	2.65%	\$ 6,901.93	\$ 6,977.61	1.10%	\$ 24,123.75	\$ 24,199.43	0.31%	\$ 2,932.29
MGS-S Customer 3924	3.48%	\$ 7,867.28	\$ 7,973.68	1.35%	\$ 27,991.40	\$ 28,097.80	0.38%	\$ 3,167.93
MGS-S Customer 3925	3.44%	\$ 6,591.70	\$ 6,683.03	1.39%	\$ 23,091.37	\$ 23,182.70	0.40%	\$ 2,749.67
MGS-S Customer 3926	4.06%	\$ 3,505.40	\$ 3,568.38	1.80%	\$ 10,168.34	\$ 10,231.32	0.62%	\$ 1,614.92
MGS-S Customer 3927	3.90%	\$ 6,326.43	\$ 6,421.70	1.51%	\$ 21,175.91	\$ 21,271.18	0.45%	\$ 2,538.49
MGS-S Customer 3928	3.81%	\$ 4,479.05	\$ 4,555.56	1.71%	\$ 11,225.18	\$ 11,301.69	0.68%	\$ 2,085.61
MGS-S Customer 3929	3.80%	\$ 5,331.82	\$ 5,419.40	1.64%	\$ 10,829.84	\$ 10,917.42	0.81%	\$ 2,391.31
MGS-S Customer 3930	3.89%	\$ 9,967.40	\$ 10,108.18	1.41%	\$ 31,350.82	\$ 31,491.60	0.45%	\$ 3,759.76
MGS-S Customer 3931	4.48%	\$ 8,103.16	\$ 8,244.99	1.75%	\$ 21,248.05	\$ 21,389.88	0.67%	\$ 3,306.40
MGS-S Customer 3932	3.71%	\$ 8,809.51	\$ 8,934.09	1.41%	\$ 31,205.19	\$ 31,329.77	0.40%	\$ 3,481.31
MGS-S Customer 3933	4.26%	\$ 13,673.37	\$ 13,885.47	1.55%	\$ 34,725.31	\$ 34,937.41	0.61%	\$ 5,189.64
MGS-S Customer 3934	4.03%	\$ 6,970.97	\$ 7,084.48	1.63%	\$ 16,663.84	\$ 16,777.35	0.68%	\$ 2,933.50
MGS-S Customer 3935	3.78%	\$ 5,542.26	\$ 5,629.84	1.58%	\$ 19,867.27	\$ 19,954.85	0.44%	\$ 2,401.79
MGS-S Customer 3936	2.74%	\$ 3,913.49	\$ 3,959.80	1.18%	\$ 12,736.24	\$ 12,782.55	0.36%	\$ 1,736.91
MGS-S Customer 3937	5.04%	\$ 6,247.37	\$ 6,377.27	2.08%	\$ 12,988.93	\$ 13,118.83	1.00%	\$ 2,708.08
MGS-S Customer 3938	4.26%	\$ 7,300.88	\$ 7,425.59	1.71%	\$ 16,613.14	\$ 16,737.85	0.75%	\$ 3,052.58
MGS-S Customer 3939	3.74%	\$ 4,167.50	\$ 4,238.84	1.71%	\$ 10,301.17	\$ 10,372.51	0.69%	\$ 1,981.20
MGS-S Customer 3940	3.48%	\$ 8,964.23	\$ 9,078.03	1.27%	\$ 33,606.68	\$ 33,720.48	0.34%	\$ 3,384.42
MGS-S Customer 3941	3.82%	\$ 3,859.30	\$ 3,928.51	1.79%	\$ 8,950.89	\$ 9,020.10	0.77%	\$ 1,881.65
MGS-S Customer 3942	2.98%	\$ 15,064.08	\$ 15,227.64	1.09%	\$ 38,876.63	\$ 39,040.19	0.42%	\$ 5,659.73
MGS-S Customer 3943	3.90%	\$ 3,419.76	\$ 3,484.03	1.88%	\$ 10,584.09	\$ 10,648.36	0.61%	\$ 1,714.18
MGS-S Customer 3944	2.17%	\$ 17,176.45	\$ 17,324.73	0.86%	\$ 22,528.56	\$ 22,676.84	0.66%	\$ 6,997.12
MGS-S Customer 3945	3.87%	\$ 4,467.29	\$ 4,545.09	1.74%	\$ 10,495.84	\$ 10,573.64	0.74%	\$ 2,086.89
MGS-S Customer 3946	2.95%	\$ 20,880.51	\$ 21,093.82	1.02%	\$ 76,394.37	\$ 76,607.68	0.28%	\$ 7,435.70
MGS-S Customer 3947	3.71%	\$ 5,805.53	\$ 5,889.91	1.45%	\$ 20,475.27	\$ 20,559.65	0.41%	\$ 2,357.48
MGS-S Customer 3948	4.01%	\$ 3,539.64	\$ 3,601.90	1.76%	\$ 12,016.75	\$ 12,079.01	0.52%	\$ 1,613.80
MGS-S Customer 3949	3.53%	\$ 10,006.22	\$ 10,138.87	1.33%	\$ 33,911.44	\$ 34,044.09	0.39%	\$ 3,885.68
MGS-S Customer 3950	4.15%	\$ 8,461.15	\$ 8,596.64	1.60%	\$ 25,335.61	\$ 25,471.10	0.53%	\$ 3,402.34
MGS-S Customer 3951	3.61%	\$ 5,178.18	\$ 5,254.32	1.47%	\$ 13,663.40	\$ 13,739.54	0.56%	\$ 2,182.59
MGS-S Customer 3952	3.46%	\$ 4,773.40	\$ 4,846.38	1.53%	\$ 12,077.13	\$ 12,150.11	0.60%	\$ 2,182.53
MGS-S Customer 3953	3.75%	\$ 5,742.38	\$ 5,827.17	1.48%	\$ 18,913.67	\$ 18,998.46	0.45%	\$ 2,346.32
MGS-S Customer 3954	3.44%	\$ 7,568.87	\$ 7,672.44	1.37%	\$ 20,751.13	\$ 20,854.70	0.50%	\$ 3,113.16
MGS-S Customer 3955	4.01%	\$ 5,190.08	\$ 5,278.77	1.71%	\$ 16,961.29	\$ 17,049.98	0.52%	\$ 2,298.43
MGS-S Customer 3956	3.80%	\$ 7,141.62	\$ 7,249.44	1.51%	\$ 23,349.24	\$ 23,457.06	0.46%	\$ 2,945.27
MGS-S Customer 3957	3.77%	\$ 7,409.92	\$ 7,521.83	1.51%	\$ 18,082.72	\$ 18,194.63	0.62%	\$ 3,077.80

Customer	Distribution % Difference	Delivery 8/24 Prices	Delivery 1/25 Prices	Delivery % Difference	Bundled 8/24 Prices	Bundled 1/25 Prices	Bundled % Difference	Distribution 1/25 Prices
MGS-S Customer 3958	2.24%	\$ 2,634.07	\$ 2,663.13	1.10%	\$ 6,222.29	\$ 6,251.35	0.47%	\$ 1,328.18
MGS-S Customer 3959	4.40%	\$ 3,677.89	\$ 3,754.11	2.07%	\$ 10,441.38	\$ 10,517.60	0.73%	\$ 1,808.79
MGS-S Customer 3960	2.00%	\$ 10,479.56	\$ 10,559.69	0.76%	\$ 28,770.89	\$ 28,851.02	0.28%	\$ 4,076.99
MGS-S Customer 3961	3.62%	\$ 4,414.02	\$ 4,480.43	1.50%	\$ 15,221.65	\$ 15,288.06	0.44%	\$ 1,900.22
MGS-S Customer 3962	2.75%	\$ 4,828.71	\$ 4,887.70	1.22%	\$ 11,437.72	\$ 11,496.71	0.52%	\$ 2,203.42
MGS-S Customer 3963	3.44%	\$ 6,848.55	\$ 6,938.34	1.31%	\$ 24,701.11	\$ 24,790.90	0.36%	\$ 2,696.40
MGS-S Customer 3964	2.02%	\$ 2,634.62	\$ 2,661.09	1.00%	\$ 5,073.24	\$ 5,099.71	0.52%	\$ 1,335.90
MGS-S Customer 3965	3.05%	\$ 1,803.82	\$ 1,834.97	1.73%	\$ 3,875.53	\$ 3,906.68	0.80%	\$ 1,052.65
MGS-S Customer 3966	3.22%	\$ 10,824.83	\$ 10,954.66	1.20%	\$ 36,319.34	\$ 36,449.17	0.36%	\$ 4,156.51
MGS-S Customer 3967	4.46%	\$ 1,925.74	\$ 1,972.22	2.41%	\$ 5,491.34	\$ 5,537.82	0.85%	\$ 1,087.63
MGS-S Customer 3968	3.93%	\$ 5,120.28	\$ 5,201.02	1.58%	\$ 17,952.55	\$ 18,033.29	0.45%	\$ 2,133.00
MGS-S Customer 3969	4.75%	\$ 6,566.55	\$ 6,692.02	1.91%	\$ 20,305.61	\$ 20,431.08	0.62%	\$ 2,768.01
MGS-S Customer 3970	3.62%	\$ 52,300.15	\$ 52,909.78	1.17%	\$ 235,659.06	\$ 236,268.69	0.26%	\$ 17,472.01
MGS-S Customer 3971	3.82%	\$ 4,473.67	\$ 4,545.71	1.61%	\$ 10,343.39	\$ 10,415.43	0.70%	\$ 1,956.85
MGS-S Customer 3972	3.10%	\$ 55,483.48	\$ 56,044.75	1.01%	\$ 220,251.69	\$ 220,812.96	0.25%	\$ 18,691.39
MGS-S Customer 3973	3.12%	\$ 11,604.55	\$ 11,738.73	1.16%	\$ 36,012.64	\$ 36,146.82	0.37%	\$ 4,434.36
MGS-S Customer 3974	5.30%	\$ 863.99	\$ 901.34	4.32%	\$ 1,222.55	\$ 1,259.90	3.06%	\$ 741.58
MGS-S Customer 3975	5.16%	\$ 721.28	\$ 753.74	4.50%	\$ 5,213.21	\$ 5,245.67	0.62%	\$ 662.11
MGS-S Customer 3976	5.03%	\$ 4,066.66	\$ 4,152.66	2.11%	\$ 13,401.32	\$ 13,487.32	0.64%	\$ 1,795.00
MGS-S Customer 3977	3.13%	\$ 18,408.35	\$ 18,619.45	1.15%	\$ 53,071.38	\$ 53,282.48	0.40%	\$ 6,956.42
MGS-S Customer 3978	1.02%	\$ 3,485.46	\$ 3,501.73	0.47%	\$ 7,576.10	\$ 7,592.37	0.21%	\$ 1,615.78
MGS-S Customer 3979	2.08%	\$ 2,282.94	\$ 2,307.55	1.08%	\$ 5,442.33	\$ 5,466.94	0.45%	\$ 1,208.97
MGS-S Customer 3980	3.75%	\$ 15,391.52	\$ 15,595.76	1.33%	\$ 53,948.65	\$ 54,152.89	0.38%	\$ 5,657.85
MGS-S Customer 3981	3.73%	\$ 10,863.68	\$ 11,011.60	1.36%	\$ 45,362.17	\$ 45,510.09	0.33%	\$ 4,110.52
MGS-S Customer 3982	3.54%	\$ 18,594.98	\$ 18,825.72	1.24%	\$ 59,949.29	\$ 60,180.03	0.38%	\$ 6,750.14
MGS-S Customer 3983	5.76%	\$ 2,130.83	\$ 2,194.85	3.00%	\$ 3,831.07	\$ 3,895.09	1.67%	\$ 1,175.48
MGS-S Customer 3984	2.74%	\$ 16,124.08	\$ 16,279.14	0.96%	\$ 67,428.47	\$ 67,583.53	0.23%	\$ 5,810.08
MGS-S Customer 3985	3.45%	\$ 9,827.11	\$ 9,954.17	1.29%	\$ 35,422.97	\$ 35,550.03	0.36%	\$ 3,810.68
MGS-S Customer 3986	3.60%	\$ 7,137.10	\$ 7,240.60	1.45%	\$ 18,568.04	\$ 18,671.54	0.56%	\$ 2,976.39
MGS-S Customer 3987	3.83%	\$ 4,363.21	\$ 4,432.63	1.59%	\$ 15,076.46	\$ 15,145.88	0.46%	\$ 1,884.01
MGS-S Customer 3988	3.26%	\$ 1,929.48	\$ 1,963.91	1.78%	\$ 4,768.48	\$ 4,802.91	0.72%	\$ 1,091.37
MGS-S Customer 3989	4.02%	\$ 6,138.46	\$ 6,239.81	1.65%	\$ 18,803.44	\$ 18,904.79	0.54%	\$ 2,622.41
MGS-S Customer 3990	3.12%	\$ 23,917.61	\$ 24,174.16	1.07%	\$ 80,354.72	\$ 80,611.27	0.32%	\$ 8,487.48
MGS-S Customer 3991	5.29%	\$ 841.19	\$ 878.04	4.38%	\$ 1,225.12	\$ 1,261.97	3.01%	\$ 733.42
MGS-S Customer 3992	3.79%	\$ 5,122.95	\$ 5,201.83	1.54%	\$ 14,045.00	\$ 14,123.88	0.56%	\$ 2,161.06
MGS-S Customer 3993	2.95%	\$ 40,426.98	\$ 40,822.91	0.98%	\$ 152,953.84	\$ 153,349.77	0.26%	\$ 13,823.82
MGS-S Customer 3994	3.63%	\$ 6,466.04	\$ 6,562.60	1.49%	\$ 16,000.20	\$ 16,096.76	0.60%	\$ 2,756.51
MGS-S Customer 3995	4.36%	\$ 18,410.85	\$ 18,690.11	1.52%	\$ 61,369.42	\$ 61,648.68	0.46%	\$ 6,686.04
MGS-S Customer 3996	3.39%	\$ 8,662.62	\$ 8,772.54	1.27%	\$ 22,705.85	\$ 22,815.77	0.48%	\$ 3,354.08
MGS-S Customer 3997	4.00%	\$ 5,305.38	\$ 5,390.46	1.60%	\$ 16,058.51	\$ 16,143.59	0.53%	\$ 2,212.53

Customer	Distribution % Difference	Delivery 8/24 Prices	Delivery 1/25 Prices	Delivery % Difference	Bundled 8/24 Prices	Bundled 1/25 Prices	Bundled % Difference	Distribution 1/25 Prices
MGS-S Customer 3998	4.38%	\$ 9,095.05	\$ 9,242.52	1.62%	\$ 22,253.65	\$ 22,401.12	0.66%	\$ 3,517.96
MGS-S Customer 3999	3.81%	\$ 14,767.01	\$ 14,968.84	1.37%	\$ 45,150.63	\$ 45,352.46	0.45%	\$ 5,499.25
MGS-S Customer 4000	3.52%	\$ 6,383.50	\$ 6,469.91	1.35%	\$ 23,375.54	\$ 23,461.95	0.37%	\$ 2,541.14
MGS-S Customer 4001	3.52%	\$ 6,150.53	\$ 6,235.70	1.38%	\$ 16,732.60	\$ 16,817.77	0.51%	\$ 2,505.57
MGS-S Customer 4002	3.38%	\$ 3,734.99	\$ 3,790.69	1.49%	\$ 9,144.00	\$ 9,199.70	0.61%	\$ 1,701.41
MGS-S Customer 4003	3.02%	\$ 23,172.44	\$ 23,413.60	1.04%	\$ 80,775.04	\$ 81,016.20	0.30%	\$ 8,218.55
MGS-S Customer 4004	4.47%	\$ 5,175.75	\$ 5,275.89	1.93%	\$ 10,803.46	\$ 10,903.60	0.93%	\$ 2,339.30
MGS-S Customer 4005	5.74%	\$ 2,337.14	\$ 2,399.40	2.66%	\$ 18,166.20	\$ 18,228.46	0.34%	\$ 1,146.80
MGS-S Customer 4006	3.95%	\$ 2,905.69	\$ 2,959.75	1.86%	\$ 7,275.13	\$ 7,329.19	0.74%	\$ 1,422.02
MGS-S Customer 4007	3.57%	\$ 3,942.25	\$ 4,003.31	1.55%	\$ 9,497.29	\$ 9,558.35	0.64%	\$ 1,773.13
MGS-S Customer 4008	3.45%	\$ 11,501.82	\$ 11,643.86	1.23%	\$ 37,126.48	\$ 37,268.52	0.38%	\$ 4,259.98
MGS-S Customer 4009	3.24%	\$ 20,174.98	\$ 20,398.54	1.11%	\$ 85,442.39	\$ 85,665.95	0.26%	\$ 7,125.66
MGS-S Customer 4010	2.70%	\$ 4,874.97	\$ 4,930.19	1.13%	\$ 9,139.29	\$ 9,194.51	0.60%	\$ 2,102.99
MGS-S Customer 4011	2.79%	\$ 6,825.53	\$ 6,900.46	1.10%	\$ 13,553.37	\$ 13,628.30	0.55%	\$ 2,763.51
MGS-S Customer 4012	3.51%	\$ 10,431.60	\$ 10,568.06	1.31%	\$ 36,346.60	\$ 36,483.06	0.38%	\$ 4,019.24
MGS-S Customer 4013	4.06%	\$ 7,368.91	\$ 7,485.96	1.59%	\$ 27,497.60	\$ 27,614.65	0.43%	\$ 2,998.18
MGS-S Customer 4014	3.08%	\$ 13,751.17	\$ 13,904.20	1.11%	\$ 46,805.36	\$ 46,958.39	0.33%	\$ 5,118.84
MGS-S Customer 4015	4.29%	\$ 4,455.44	\$ 4,533.34	1.75%	\$ 18,325.56	\$ 18,403.46	0.43%	\$ 1,895.50
MGS-S Customer 4016	3.53%	\$ 16,120.62	\$ 16,324.16	1.26%	\$ 45,216.72	\$ 45,420.26	0.45%	\$ 5,976.08
MGS-S Customer 4017	4.44%	\$ 2,842.90	\$ 2,907.83	2.28%	\$ 8,080.75	\$ 8,145.68	0.80%	\$ 1,528.72
MGS-S Customer 4018	2.77%	\$ 31,549.70	\$ 31,858.41	0.98%	\$ 93,891.96	\$ 94,200.67	0.33%	\$ 11,471.88
MGS-S Customer 4019	3.40%	\$ 41,252.19	\$ 41,713.08	1.12%	\$ 168,276.82	\$ 168,737.71	0.27%	\$ 14,021.06
MGS-S Customer 4020	3.26%	\$ 15,250.66	\$ 15,429.77	1.17%	\$ 44,822.10	\$ 45,001.21	0.40%	\$ 5,666.92
MGS-S Customer 4021	4.06%	\$ 3,192.16	\$ 3,252.03	1.88%	\$ 6,041.21	\$ 6,101.08	0.99%	\$ 1,532.93
MGS-S Customer 4022	5.28%	\$ 4,019.02	\$ 4,108.54	2.23%	\$ 12,611.65	\$ 12,701.17	0.71%	\$ 1,784.56
MGS-S Customer 4023	2.80%	\$ 11,710.13	\$ 11,831.44	1.04%	\$ 38,831.75	\$ 38,953.06	0.31%	\$ 4,448.84
MGS-S Customer 4024	3.65%	\$ 7,623.85	\$ 7,727.83	1.36%	\$ 27,661.13	\$ 27,765.11	0.38%	\$ 2,951.86
MGS-S Customer 4025	3.51%	\$ 10,380.37	\$ 10,511.94	1.27%	\$ 33,957.31	\$ 34,088.88	0.39%	\$ 3,884.85
MGS-S Customer 4026	5.18%	\$ 662.00	\$ 695.13	5.00%	\$ 744.27	\$ 777.40	4.45%	\$ 672.85
MGS-S Customer 4027	3.18%	\$ 11,751.43	\$ 11,891.23	1.19%	\$ 28,401.93	\$ 28,541.73	0.49%	\$ 4,540.96
MGS-S Customer 4028	3.62%	\$ 4,728.98	\$ 4,804.27	1.59%	\$ 14,185.44	\$ 14,260.73	0.53%	\$ 2,152.54
MGS-S Customer 4029	1.89%	\$ 3,519.42	\$ 3,549.69	0.86%	\$ 7,414.21	\$ 7,444.48	0.41%	\$ 1,631.99
MGS-S Customer 4030	2.94%	\$ 5,259.71	\$ 5,322.27	1.19%	\$ 16,109.73	\$ 16,172.29	0.39%	\$ 2,191.07
MGS-S Customer 4031	4.20%	\$ 5,989.23	\$ 6,092.70	1.73%	\$ 19,143.26	\$ 19,246.73	0.54%	\$ 2,567.90
MGS-S Customer 4032	4.08%	\$ 4,238.07	\$ 4,315.63	1.83%	\$ 14,687.03	\$ 14,764.59	0.53%	\$ 1,976.55
MGS-S Customer 4033	3.85%	\$ 4,552.62	\$ 4,630.67	1.71%	\$ 12,503.77	\$ 12,581.82	0.62%	\$ 2,102.87
MGS-S Customer 4034	3.71%	\$ 5,816.27	\$ 5,901.67	1.47%	\$ 16,922.70	\$ 17,008.10	0.50%	\$ 2,386.51
MGS-S Customer 4035	3.76%	\$ 5,990.49	\$ 6,080.04	1.49%	\$ 14,087.78	\$ 14,177.33	0.64%	\$ 2,468.79
MGS-S Customer 4036	3.85%	\$ 8,833.74	\$ 8,964.63	1.48%	\$ 25,196.30	\$ 25,327.19	0.52%	\$ 3,533.57
MGS-S Customer 4037	3.42%	\$ 8,263.83	\$ 8,367.28	1.25%	\$ 34,154.26	\$ 34,257.71	0.30%	\$ 3,131.50

Internal Use

Customer	Distribution % Difference	Delivery 8/24 Prices	Delivery 1/25 Prices	Delivery % Difference	Bundled 8/24 Prices	Bundled 1/25 Prices	Bundled % Difference	Distribution 1/25 Prices
MGS-S Customer 4038	3.55%	\$ 4,977.17	\$ 5,053.68	1.54%	\$ 15,526.79	\$ 15,603.30	0.49%	\$ 2,230.81
MGS-S Customer 4039	3.86%	\$ 4,526.46	\$ 4,603.91	1.71%	\$ 13,967.04	\$ 14,044.49	0.55%	\$ 2,083.21
MGS-S Customer 4040	3.46%	\$ 24,441.51	\$ 24,733.19	1.19%	\$ 72,761.33	\$ 73,053.01	0.40%	\$ 8,733.35
MGS-S Customer 4041	4.38%	\$ 5,838.07	\$ 5,937.77	1.71%	\$ 20,079.89	\$ 20,179.59	0.50%	\$ 2,375.13
MGS-S Customer 4042	4.39%	\$ 5,531.70	\$ 5,633.51	1.84%	\$ 17,044.91	\$ 17,146.72	0.60%	\$ 2,421.12
MGS-S Customer 4043	3.77%	\$ 3,964.91	\$ 4,034.26	1.75%	\$ 10,107.72	\$ 10,177.07	0.69%	\$ 1,910.74
MGS-S Customer 4044	1.16%	\$ 7,725.39	\$ 7,762.04	0.47%	\$ 13,191.76	\$ 13,228.41	0.28%	\$ 3,206.70
MGS-S Customer 4045	2.45%	\$ 11,106.35	\$ 11,208.88	0.92%	\$ 29,809.03	\$ 29,911.56	0.34%	\$ 4,295.49
MGS-S Customer 4046	3.60%	\$ 8,373.54	\$ 8,490.14	1.39%	\$ 26,392.92	\$ 26,509.52	0.44%	\$ 3,359.82
MGS-S Customer 4047	3.65%	\$ 19,114.38	\$ 19,356.38	1.27%	\$ 68,878.49	\$ 69,120.49	0.35%	\$ 6,872.75
MGS-S Customer 4048	3.99%	\$ 6,321.05	\$ 6,418.71	1.54%	\$ 20,158.72	\$ 20,256.38	0.48%	\$ 2,544.29
MGS-S Customer 4049	4.19%	\$ 7,266.24	\$ 7,388.55	1.68%	\$ 16,529.60	\$ 16,651.91	0.74%	\$ 3,040.43
MGS-S Customer 4050	3.94%	\$ 5,043.43	\$ 5,129.04	1.70%	\$ 15,438.22	\$ 15,523.83	0.55%	\$ 2,256.80
MGS-S Customer 4051	3.72%	\$ 12,027.40	\$ 12,191.37	1.36%	\$ 19,385.98	\$ 19,549.95	0.85%	\$ 4,574.99
MGS-S Customer 4052	3.48%	\$ 13,524.94	\$ 13,692.74	1.24%	\$ 54,048.32	\$ 54,216.12	0.31%	\$ 4,991.39
MGS-S Customer 4053	3.07%	\$ 8,877.47	\$ 8,982.92	1.19%	\$ 25,623.95	\$ 25,729.40	0.41%	\$ 3,540.32
MGS-S Customer 4054	4.12%	\$ 3,554.70	\$ 3,618.48	1.79%	\$ 13,174.44	\$ 13,238.22	0.48%	\$ 1,611.29
MGS-S Customer 4055	4.23%	\$ 4,032.99	\$ 4,111.63	1.95%	\$ 10,229.62	\$ 10,308.26	0.77%	\$ 1,935.93
MGS-S Customer 4056	3.77%	\$ 11,540.88	\$ 11,698.20	1.36%	\$ 48,041.27	\$ 48,198.59	0.33%	\$ 4,332.33
MGS-S Customer 4057	3.38%	\$ 34,306.28	\$ 34,696.72	1.14%	\$ 115,159.25	\$ 115,549.69	0.34%	\$ 11,932.31
MGS-S Customer 4058	3.65%	\$ 4,669.62	\$ 4,745.22	1.62%	\$ 11,635.13	\$ 11,710.73	0.65%	\$ 2,149.66
MGS-S Customer 4059	3.36%	\$ 6,359.59	\$ 6,448.36	1.40%	\$ 13,800.44	\$ 13,889.21	0.64%	\$ 2,732.77
MGS-S Customer 4060	2.00%	\$ 8,882.70	\$ 8,958.28	0.85%	\$ 18,640.82	\$ 18,716.40	0.41%	\$ 3,849.41
MGS-S Customer 4061	4.80%	\$ 4,133.03	\$ 4,223.73	2.19%	\$ 9,581.12	\$ 9,671.82	0.95%	\$ 1,978.42
MGS-S Customer 4062	3.54%	\$ 14,540.21	\$ 14,724.94	1.27%	\$ 47,000.23	\$ 47,184.96	0.39%	\$ 5,402.51
MGS-S Customer 4063	4.10%	\$ 4,897.12	\$ 4,986.04	1.82%	\$ 7,742.40	\$ 7,831.32	1.15%	\$ 2,260.20
MGS-S Customer 4064	4.40%	\$ 6,008.54	\$ 6,117.31	1.81%	\$ 18,798.30	\$ 18,907.07	0.58%	\$ 2,578.31
MGS-S Customer 4065	4.33%	\$ 5,901.95	\$ 6,006.90	1.78%	\$ 20,216.10	\$ 20,321.05	0.52%	\$ 2,529.93
MGS-S Customer 4066	3.47%	\$ 7,918.81	\$ 8,025.51	1.35%	\$ 28,056.64	\$ 28,163.34	0.38%	\$ 3,185.69
MGS-S Customer 4067	4.35%	\$ 13,093.73	\$ 13,300.62	1.58%	\$ 38,250.02	\$ 38,456.91	0.54%	\$ 4,959.43
MGS-S Customer 4068	5.80%	\$ 3,519.84	\$ 3,610.42	2.57%	\$ 6,344.44	\$ 6,435.02	1.43%	\$ 1,653.07
MGS-S Customer 4069	4.40%	\$ 5,279.70	\$ 5,373.87	1.78%	\$ 11,917.62	\$ 12,011.79	0.79%	\$ 2,234.66
MGS-S Customer 4070	5.37%	\$ 4,970.83	\$ 5,086.55	2.33%	\$ 12,201.43	\$ 12,317.15	0.95%	\$ 2,269.29
MGS-S Customer 4071	4.64%	\$ 1,960.52	\$ 2,015.13	2.79%	\$ 5,758.64	\$ 5,813.25	0.95%	\$ 1,231.89
MGS-S Customer 4072	3.18%	\$ 16,613.50	\$ 16,801.84	1.13%	\$ 51,340.51	\$ 51,528.85	0.37%	\$ 6,103.23
MGS-S Customer 4073	3.06%	\$ 38,466.71	\$ 38,851.54	1.00%	\$ 175,546.55	\$ 175,931.38	0.22%	\$ 12,971.55
MGS-S Customer 4074	4.01%	\$ 9,943.70	\$ 10,087.17	1.44%	\$ 35,057.25	\$ 35,200.72	0.41%	\$ 3,725.90
MGS-S Customer 4075	2.57%	\$ 22,434.63	\$ 22,633.71	0.89%	\$ 81,543.57	\$ 81,742.65	0.24%	\$ 7,943.84
MGS-S Customer 4076	3.93%	\$ 4,683.01	\$ 4,758.55	1.61%	\$ 15,003.19	\$ 15,078.73	0.50%	\$ 1,998.56
MGS-S Customer 4077	3.79%	\$ 4,654.89	\$ 4,727.15	1.55%	\$ 16,182.15	\$ 16,254.41	0.45%	\$ 1,979.62

Customer	Distribution % Difference	Delivery 8/24 Prices	Delivery 1/25 Prices	Delivery % Difference	Bundled 8/24 Prices	Bundled 1/25 Prices	Bundled % Difference	Distribution 1/25 Prices
MGS-S Customer 4078	4.05%	\$ 8,734.22	\$ 8,866.94	1.52%	\$ 19,656.68	\$ 19,789.40	0.68%	\$ 3,405.85
MGS-S Customer 4079	3.74%	\$ 5,963.42	\$ 6,055.18	1.54%	\$ 20,316.76	\$ 20,408.52	0.45%	\$ 2,547.95
MGS-S Customer 4080	3.36%	\$ 5,406.74	\$ 5,481.82	1.39%	\$ 6,618.39	\$ 6,693.47	1.13%	\$ 2,312.51
MGS-S Customer 4081	4.29%	\$ 3,620.17	\$ 3,688.03	1.87%	\$ 11,188.31	\$ 11,256.17	0.61%	\$ 1,649.25
MGS-S Customer 4082	4.29%	\$ 5,047.28	\$ 5,140.11	1.84%	\$ 15,711.85	\$ 15,804.68	0.59%	\$ 2,257.83
MGS-S Customer 4083	2.71%	\$ 2,131.87	\$ 2,162.64	1.44%	\$ 4,391.21	\$ 4,421.98	0.70%	\$ 1,164.52
MGS-S Customer 4084	1.87%	\$ 2,041.69	\$ 2,062.43	1.02%	\$ 4,633.08	\$ 4,653.82	0.45%	\$ 1,128.82
MGS-S Customer 4085	2.71%	\$ 10,610.52	\$ 10,717.62	1.01%	\$ 38,774.23	\$ 38,881.33	0.28%	\$ 4,058.66
MGS-S Customer 4086	2.76%	\$ 5,327.48	\$ 5,396.61	1.30%	\$ 7,601.33	\$ 7,670.46	0.91%	\$ 2,571.80
MGS-S Customer 4087	3.12%	\$ 8,150.35	\$ 8,249.75	1.22%	\$ 25,563.33	\$ 25,662.73	0.39%	\$ 3,283.21
MGS-S Customer 4088	3.38%	\$ 17,479.19	\$ 17,695.72	1.24%	\$ 38,663.67	\$ 38,880.20	0.56%	\$ 6,629.01
MGS-S Customer 4089	4.62%	\$ 3,242.32	\$ 3,316.25	2.28%	\$ 7,931.70	\$ 8,005.63	0.93%	\$ 1,672.49
MGS-S Customer 4090	4.68%	\$ 4,711.97	\$ 4,808.64	2.05%	\$ 12,628.39	\$ 12,725.06	0.77%	\$ 2,162.27
MGS-S Customer 4091	3.61%	\$ 4,864.98	\$ 4,936.63	1.47%	\$ 15,395.52	\$ 15,467.17	0.47%	\$ 2,059.05
MGS-S Customer 4092	4.28%	\$ 4,097.12	\$ 4,177.20	1.95%	\$ 11,099.77	\$ 11,179.85	0.72%	\$ 1,952.72
MGS-S Customer 4093	3.00%	\$ 15,371.60	\$ 15,536.34	1.07%	\$ 51,021.86	\$ 51,186.60	0.32%	\$ 5,662.67
MGS-S Customer 4094	4.34%	\$ 8,922.36	\$ 9,069.38	1.65%	\$ 30,074.85	\$ 30,221.87	0.49%	\$ 3,534.01
MGS-S Customer 4095	3.41%	\$ 51,380.64	\$ 51,974.08	1.15%	\$ 120,651.85	\$ 121,245.29	0.49%	\$ 18,005.52
MGS-S Customer 4096	3.53%	\$ 8,528.41	\$ 8,644.54	1.36%	\$ 28,196.96	\$ 28,313.09	0.41%	\$ 3,401.58
MGS-S Customer 4097	4.13%	\$ 11,156.62	\$ 11,325.79	1.52%	\$ 39,073.52	\$ 39,242.69	0.43%	\$ 4,262.74
MGS-S Customer 4098	2.96%	\$ 9,001.65	\$ 9,104.67	1.14%	\$ 25,770.99	\$ 25,874.01	0.40%	\$ 3,582.49
MGS-S Customer 4099	4.55%	\$ 9,901.78	\$ 10,071.30	1.71%	\$ 28,119.98	\$ 28,289.50	0.60%	\$ 3,897.86
MGS-S Customer 4100	3.90%	\$ 4,339.80	\$ 4,416.22	1.76%	\$ 11,488.25	\$ 11,564.67	0.67%	\$ 2,034.67
MGS-S Customer 4101	3.94%	\$ 3,383.33	\$ 3,448.39	1.92%	\$ 8,753.72	\$ 8,818.78	0.74%	\$ 1,714.42
MGS-S Customer 4102	3.95%	\$ 4,409.83	\$ 4,487.96	1.77%	\$ 11,713.11	\$ 11,791.24	0.67%	\$ 2,058.14
MGS-S Customer 4103	4.42%	\$ 3,539.79	\$ 3,614.30	2.10%	\$ 10,320.77	\$ 10,395.28	0.72%	\$ 1,760.60
MGS-S Customer 4104	3.67%	\$ 5,213.34	\$ 5,295.25	1.57%	\$ 15,408.06	\$ 15,489.97	0.53%	\$ 2,316.06
MGS-S Customer 4105	3.41%	\$ 6,963.20	\$ 7,059.70	1.39%	\$ 17,173.80	\$ 17,270.30	0.56%	\$ 2,923.39
MGS-S Customer 4106	3.01%	\$ 10,828.91	\$ 10,952.30	1.14%	\$ 27,511.41	\$ 27,634.80	0.45%	\$ 4,218.56
MGS-S Customer 4107	4.22%	\$ 6,010.24	\$ 6,110.73	1.67%	\$ 13,360.71	\$ 13,461.20	0.75%	\$ 2,483.30
MGS-S Customer 4108	3.09%	\$ 3,439.10	\$ 3,491.19	1.51%	\$ 7,456.72	\$ 7,508.81	0.70%	\$ 1,740.32
MGS-S Customer 4109	3.76%	\$ 3,921.88	\$ 3,990.35	1.75%	\$ 10,912.19	\$ 10,980.66	0.63%	\$ 1,889.72
MGS-S Customer 4110	3.44%	\$ 4,462.88	\$ 4,532.07	1.55%	\$ 10,629.80	\$ 10,698.99	0.65%	\$ 2,082.48
MGS-S Customer 4111	4.09%	\$ 18,967.11	\$ 19,235.33	1.41%	\$ 68,036.50	\$ 68,304.72	0.39%	\$ 6,832.61
MGS-S Customer 4112	3.46%	\$ 28,160.63	\$ 28,494.47	1.19%	\$ 82,856.36	\$ 83,190.20	0.40%	\$ 9,981.97
MGS-S Customer 4113	3.94%	\$ 4,934.23	\$ 5,012.82	1.59%	\$ 16,726.58	\$ 16,805.17	0.47%	\$ 2,075.61
MGS-S Customer 4114	3.39%	\$ 11,558.51	\$ 11,707.80	1.29%	\$ 17,886.09	\$ 18,035.38	0.83%	\$ 4,549.17
MGS-S Customer 4115	0.61%	\$ 4,801.99	\$ 4,814.40	0.26%	\$ 10,607.04	\$ 10,619.45	0.12%	\$ 2,057.43
MGS-S Customer 4116	2.89%	\$ 4,130.57	\$ 4,185.64	1.33%	\$ 11,022.95	\$ 11,078.02	0.50%	\$ 1,959.49
MGS-S Customer 4117	3.39%	\$ 16,941.36	\$ 17,145.37	1.20%	\$ 52,056.87	\$ 52,260.88	0.39%	\$ 6,217.18

Internal Use

Customer	Distribution % Difference	Delivery 8/24 Prices	Delivery 1/25 Prices	Delivery % Difference	Bundled 8/24 Prices	Bundled 1/25 Prices	Bundled % Difference	Distribution 1/25 Prices
MGS-S Customer 4118	3.41%	\$ 6,263.33	\$ 6,351.27	1.40%	\$ 17,790.25	\$ 17,878.19	0.49%	\$ 2,670.56
MGS-S Customer 4119	3.66%	\$ 10,753.50	\$ 10,894.74	1.31%	\$ 37,182.57	\$ 37,323.81	0.38%	\$ 3,995.75
MGS-S Customer 4120	3.22%	\$ 2,368.90	\$ 2,407.56	1.63%	\$ 5,849.03	\$ 5,887.69	0.66%	\$ 1,239.52
MGS-S Customer 4121	3.28%	\$ 5,681.14	\$ 5,759.98	1.39%	\$ 15,439.26	\$ 15,518.10	0.51%	\$ 2,479.98
MGS-S Customer 4122	3.89%	\$ 5,106.17	\$ 5,188.07	1.60%	\$ 9,888.22	\$ 9,970.12	0.83%	\$ 2,185.09
MGS-S Customer 4123	3.83%	\$ 4,391.26	\$ 4,461.58	1.60%	\$ 13,138.83	\$ 13,209.15	0.54%	\$ 1,907.74
MGS-S Customer 4124	5.76%	\$ 2,788.85	\$ 2,871.48	2.96%	\$ 7,603.81	\$ 7,686.44	1.09%	\$ 1,516.96
MGS-S Customer 4125	3.79%	\$ 12,812.77	\$ 12,988.82	1.37%	\$ 43,005.80	\$ 43,181.85	0.41%	\$ 4,820.09
MGS-S Customer 4126	3.68%	\$ 14,261.40	\$ 14,451.19	1.33%	\$ 40,752.29	\$ 40,942.08	0.47%	\$ 5,349.41
MGS-S Customer 4127	4.44%	\$ 39,306.19	\$ 39,885.21	1.47%	\$ 131,420.99	\$ 132,000.01	0.44%	\$ 13,633.78
MGS-S Customer 4128	3.85%	\$ 6,995.25	\$ 7,103.29	1.54%	\$ 20,551.83	\$ 20,659.87	0.53%	\$ 2,913.45
MGS-S Customer 4129	3.50%	\$ 13,731.18	\$ 13,904.01	1.26%	\$ 46,835.65	\$ 47,008.48	0.37%	\$ 5,115.98
MGS-S Customer 4130	2.65%	\$ 4,175.36	\$ 4,225.74	1.21%	\$ 14,285.41	\$ 14,335.79	0.35%	\$ 1,951.25
MGS-S Customer 4131	5.70%	\$ 1,893.84	\$ 1,952.39	3.09%	\$ 4,444.55	\$ 4,503.10	1.32%	\$ 1,086.45
MGS-S Customer 4132	5.78%	\$ 3,513.30	\$ 3,611.59	2.80%	\$ 4,203.68	\$ 4,301.97	2.34%	\$ 1,799.64
MGS-S Customer 4133	4.10%	\$ 10,971.24	\$ 11,138.26	1.52%	\$ 39,966.79	\$ 40,133.81	0.42%	\$ 4,242.32
MGS-S Customer 4134	3.39%	\$ 27,209.57	\$ 27,533.22	1.19%	\$ 76,790.86	\$ 77,114.51	0.42%	\$ 9,862.94
MGS-S Customer 4135	3.27%	\$ 6,965.35	\$ 7,057.89	1.33%	\$ 17,459.33	\$ 17,551.87	0.53%	\$ 2,921.26
MGS-S Customer 4136	3.41%	\$ 11,349.57	\$ 11,492.53	1.26%	\$ 36,926.35	\$ 37,069.31	0.39%	\$ 4,340.03
MGS-S Customer 4137	3.37%	\$ 4,548.61	\$ 4,620.48	1.58%	\$ 15,760.16	\$ 15,832.03	0.46%	\$ 2,203.22
MGS-S Customer 4138	3.13%	\$ 21,902.63	\$ 22,138.26	1.08%	\$ 84,290.59	\$ 84,526.22	0.28%	\$ 7,752.81
MGS-S Customer 4139	3.43%	\$ 8,808.09	\$ 8,924.26	1.32%	\$ 27,806.25	\$ 27,922.42	0.42%	\$ 3,502.88
MGS-S Customer 4140	3.49%	\$ 4,544.98	\$ 4,616.92	1.58%	\$ 7,470.13	\$ 7,542.07	0.96%	\$ 2,134.27
MGS-S Customer 4141	3.59%	\$ 16,545.86	\$ 16,754.86	1.26%	\$ 58,105.84	\$ 58,314.84	0.36%	\$ 6,036.33
MGS-S Customer 4142	3.73%	\$ 6,139.78	\$ 6,231.66	1.50%	\$ 9,660.13	\$ 9,752.01	0.95%	\$ 2,553.09
MGS-S Customer 4143	3.86%	\$ 13,071.38	\$ 13,257.54	1.42%	\$ 29,168.85	\$ 29,355.01	0.64%	\$ 5,010.92
MGS-S Customer 4144	3.51%	\$ 6,236.14	\$ 6,326.91	1.46%	\$ 15,546.34	\$ 15,637.11	0.58%	\$ 2,677.42
MGS-S Customer 4145	4.62%	\$ 9,352.41	\$ 9,518.36	1.77%	\$ 20,669.08	\$ 20,835.03	0.80%	\$ 3,755.99
MGS-S Customer 4146	3.74%	\$ 6,439.26	\$ 6,538.21	1.54%	\$ 16,774.52	\$ 16,873.47	0.59%	\$ 2,742.15
MGS-S Customer 4147	3.22%	\$ 5,552.41	\$ 5,623.40	1.28%	\$ 18,925.83	\$ 18,996.82	0.38%	\$ 2,276.24
MGS-S Customer 4148	4.64%	\$ 5,149.52	\$ 5,251.58	1.98%	\$ 14,692.82	\$ 14,794.88	0.69%	\$ 2,303.08
MGS-S Customer 4149	3.87%	\$ 11,001.30	\$ 11,157.30	1.42%	\$ 42,259.27	\$ 42,415.27	0.37%	\$ 4,182.66
MGS-S Customer 4150	4.10%	\$ 6,151.26	\$ 6,249.27	1.59%	\$ 19,799.60	\$ 19,897.61	0.50%	\$ 2,487.08
MGS-S Customer 4151	3.96%	\$ 5,551.18	\$ 5,638.37	1.57%	\$ 17,455.85	\$ 17,543.04	0.50%	\$ 2,289.75
MGS-S Customer 4152	3.51%	\$ 7,410.63	\$ 7,514.73	1.40%	\$ 19,236.46	\$ 19,340.56	0.54%	\$ 3,068.19
MGS-S Customer 4153	4.79%	\$ 1,932.05	\$ 1,988.00	2.90%	\$ 5,369.10	\$ 5,425.05	1.04%	\$ 1,224.90
MGS-S Customer 4154	2.53%	\$ 30,425.32	\$ 30,688.55	0.87%	\$ 96,981.62	\$ 97,244.85	0.27%	\$ 10,664.72
MGS-S Customer 4155	3.93%	\$ 6,756.88	\$ 6,862.89	1.57%	\$ 23,942.14	\$ 24,048.15	0.44%	\$ 2,805.14
MGS-S Customer 4156	4.16%	\$ 2,864.60	\$ 2,925.82	2.14%	\$ 8,634.00	\$ 8,695.22	0.71%	\$ 1,531.64
MGS-S Customer 4157	3.10%	\$ 6,721.01	\$ 6,805.30	1.25%	\$ 21,684.41	\$ 21,768.70	0.39%	\$ 2,803.58

Internal Use

Customer	Distribution % Difference	Delivery 8/24 Prices	Delivery 1/25 Prices	Delivery % Difference	Bundled 8/24 Prices	Bundled 1/25 Prices	Bundled % Difference	Distribution 1/25 Prices
MGS-S Customer 4158	4.32%	\$ 2,007.10	\$ 2,058.95	2.58%	\$ 5,081.94	\$ 5,133.79	1.02%	\$ 1,252.46
MGS-S Customer 4159	3.91%	\$ 5,532.97	\$ 5,623.30	1.63%	\$ 20,049.03	\$ 20,139.36	0.45%	\$ 2,397.85
MGS-S Customer 4160	4.39%	\$ 2,193.53	\$ 2,248.82	2.52%	\$ 5,569.34	\$ 5,624.63	0.99%	\$ 1,315.47
MGS-S Customer 4161	3.96%	\$ 5,578.63	\$ 5,671.17	1.66%	\$ 17,780.50	\$ 17,873.04	0.52%	\$ 2,430.41
MGS-S Customer 4162	4.10%	\$ 5,926.32	\$ 6,028.12	1.72%	\$ 13,408.42	\$ 13,510.22	0.76%	\$ 2,585.77
MGS-S Customer 4163	3.10%	\$ 17,821.75	\$ 18,015.36	1.09%	\$ 64,578.44	\$ 64,772.05	0.30%	\$ 6,436.86
MGS-S Customer 4164	3.95%	\$ 3,889.29	\$ 3,960.03	1.82%	\$ 13,547.31	\$ 13,618.05	0.52%	\$ 1,860.18
MGS-S Customer 4165	3.99%	\$ 5,673.68	\$ 5,768.35	1.67%	\$ 17,191.46	\$ 17,286.13	0.55%	\$ 2,468.52
MGS-S Customer 4166	3.81%	\$ 7,156.63	\$ 7,266.99	1.54%	\$ 15,911.63	\$ 16,021.99	0.69%	\$ 3,003.51
MGS-S Customer 4167	3.14%	\$ 55,712.62	\$ 56,276.74	1.01%	\$ 252,392.38	\$ 252,956.50	0.22%	\$ 18,546.36
MGS-S Customer 4168	3.42%	\$ 7,854.41	\$ 7,960.76	1.35%	\$ 19,918.37	\$ 20,024.72	0.53%	\$ 3,220.25
MGS-S Customer 4169	3.95%	\$ 3,350.94	\$ 3,415.60	1.93%	\$ 8,837.65	\$ 8,902.31	0.73%	\$ 1,702.32
MGS-S Customer 4170	3.52%	\$ 12,288.21	\$ 12,446.18	1.29%	\$ 40,145.69	\$ 40,303.66	0.39%	\$ 4,651.40
MGS-S Customer 4171	3.82%	\$ 6,038.65	\$ 6,133.80	1.58%	\$ 18,786.48	\$ 18,881.63	0.51%	\$ 2,585.98
MGS-S Customer 4172	3.43%	\$ 9,956.64	\$ 10,083.97	1.28%	\$ 37,846.12	\$ 37,973.45	0.34%	\$ 3,839.31
MGS-S Customer 4173	4.07%	\$ 5,062.10	\$ 5,150.95	1.76%	\$ 14,494.11	\$ 14,582.96	0.61%	\$ 2,270.75
MGS-S Customer 4174	3.68%	\$ 5,014.69	\$ 5,094.62	1.59%	\$ 14,818.97	\$ 14,898.90	0.54%	\$ 2,249.78
MGS-S Customer 4175	3.65%	\$ 15,701.70	\$ 15,903.94	1.29%	\$ 56,946.31	\$ 57,148.55	0.36%	\$ 5,745.57
MGS-S Customer 4176	3.95%	\$ 31,548.84	\$ 31,975.81	1.35%	\$ 77,702.22	\$ 78,129.19	0.55%	\$ 11,232.73
MGS-S Customer 4177	3.78%	\$ 3,917.89	\$ 3,986.77	1.76%	\$ 10,782.39	\$ 10,851.27	0.64%	\$ 1,889.32
MGS-S Customer 4178	3.86%	\$ 4,441.73	\$ 4,512.96	1.60%	\$ 14,158.71	\$ 14,229.94	0.50%	\$ 1,918.54
MGS-S Customer 4179	3.10%	\$ 11,271.43	\$ 11,401.88	1.16%	\$ 33,091.22	\$ 33,221.67	0.39%	\$ 4,336.74
MGS-S Customer 4180	4.58%	\$ 3,427.97	\$ 3,502.42	2.17%	\$ 13,099.25	\$ 13,173.70	0.57%	\$ 1,701.62
MGS-S Customer 4181	3.50%	\$ 5,861.94	\$ 5,942.88	1.38%	\$ 17,767.53	\$ 17,848.47	0.46%	\$ 2,395.66
MGS-S Customer 4182	3.73%	\$ 27,503.78	\$ 27,853.30	1.27%	\$ 87,930.98	\$ 88,280.50	0.40%	\$ 9,718.28
MGS-S Customer 4183	4.68%	\$ 4,052.32	\$ 4,133.89	2.01%	\$ 8,215.75	\$ 8,297.32	0.99%	\$ 1,825.50
MGS-S Customer 4184	3.54%	\$ 8,639.52	\$ 8,752.48	1.31%	\$ 28,768.21	\$ 28,881.17	0.39%	\$ 3,303.91
MGS-S Customer 4185	2.48%	\$ 7,214.70	\$ 7,293.09	1.09%	\$ 13,739.16	\$ 13,817.55	0.57%	\$ 3,234.66
MGS-S Customer 4186	4.11%	\$ 22,647.77	\$ 22,969.64	1.42%	\$ 65,679.47	\$ 66,001.34	0.49%	\$ 8,157.94
MGS-S Customer 4187	3.18%	\$ 18,250.16	\$ 18,454.99	1.12%	\$ 57,602.57	\$ 57,807.40	0.36%	\$ 6,639.43
MGS-S Customer 4188	3.95%	\$ 23,457.52	\$ 23,774.61	1.35%	\$ 80,532.22	\$ 80,849.31	0.39%	\$ 8,337.56
MGS-S Customer 4189	3.30%	\$ 5,569.64	\$ 5,647.83	1.40%	\$ 14,358.80	\$ 14,436.99	0.54%	\$ 2,448.16
MGS-S Customer 4190	3.35%	\$ 14,306.07	\$ 14,478.27	1.20%	\$ 47,483.67	\$ 47,655.87	0.36%	\$ 5,313.83
MGS-S Customer 4191	3.35%	\$ 5,897.20	\$ 5,980.60	1.41%	\$ 13,571.49	\$ 13,654.89	0.61%	\$ 2,570.27
MGS-S Customer 4192	2.92%	\$ 2,901.16	\$ 2,941.61	1.39%	\$ 6,271.37	\$ 6,311.82	0.64%	\$ 1,424.47
MGS-S Customer 4193	3.59%	\$ 10,657.84	\$ 10,795.71	1.29%	\$ 35,393.64	\$ 35,531.51	0.39%	\$ 3,973.90
MGS-S Customer 4194	4.21%	\$ 4,683.09	\$ 4,770.32	1.86%	\$ 11,474.92	\$ 11,562.15	0.76%	\$ 2,158.12
MGS-S Customer 4195	3.76%	\$ 9,554.23	\$ 9,688.96	1.41%	\$ 34,683.10	\$ 34,817.83	0.39%	\$ 3,721.45
MGS-S Customer 4196	3.63%	\$ 5,593.10	\$ 5,672.89	1.43%	\$ 20,926.14	\$ 21,005.93	0.38%	\$ 2,278.44
MGS-S Customer 4197	3.53%	\$ 4,555.79	\$ 4,627.64	1.58%	\$ 11,761.03	\$ 11,832.88	0.61%	\$ 2,107.84

Customer	Distribution % Difference	Delivery 8/24 Prices	Delivery 1/25 Prices	Delivery % Difference	Bundled 8/24 Prices	Bundled 1/25 Prices	Bundled % Difference	Distribution 1/25 Prices
MGS-S Customer 4198	3.71%	\$ 6,805.88	\$ 6,907.41	1.49%	\$ 21,504.76	\$ 21,606.29	0.47%	\$ 2,838.57
MGS-S Customer 4199	4.41%	\$ 4,286.62	\$ 4,366.75	1.87%	\$ 9,563.77	\$ 9,643.90	0.84%	\$ 1,898.23
MGS-S Customer 4200	3.58%	\$ 5,033.76	\$ 5,113.16	1.58%	\$ 9,333.50	\$ 9,412.90	0.85%	\$ 2,295.02
MGS-S Customer 4201	4.28%	\$ 4,649.45	\$ 4,737.84	1.90%	\$ 10,175.58	\$ 10,263.97	0.87%	\$ 2,155.68
MGS-S Customer 4202	3.87%	\$ 5,355.00	\$ 5,443.62	1.65%	\$ 13,484.06	\$ 13,572.68	0.66%	\$ 2,381.01
MGS-S Customer 4203	4.36%	\$ 4,550.89	\$ 4,639.34	1.94%	\$ 10,424.04	\$ 10,512.49	0.85%	\$ 2,119.21
MGS-S Customer 4204	4.00%	\$ 5,070.07	\$ 5,152.23	1.62%	\$ 14,976.39	\$ 15,058.55	0.55%	\$ 2,136.59
MGS-S Customer 4205	3.65%	\$ 4,023.16	\$ 4,091.62	1.70%	\$ 8,180.76	\$ 8,249.22	0.84%	\$ 1,944.64
MGS-S Customer 4206	4.16%	\$ 8,083.34	\$ 8,211.83	1.59%	\$ 32,065.00	\$ 32,193.49	0.40%	\$ 3,220.26
MGS-S Customer 4207	5.16%	\$ 932.49	\$ 964.96	3.48%	\$ 15,778.08	\$ 15,810.55	0.21%	\$ 662.11
MGS-S Customer 4208	3.44%	\$ 5,095.81	\$ 5,171.57	1.49%	\$ 14,785.37	\$ 14,861.13	0.51%	\$ 2,277.67
MGS-S Customer 4209	3.35%	\$ 5,209.89	\$ 5,285.77	1.46%	\$ 11,252.15	\$ 11,328.03	0.67%	\$ 2,342.78
MGS-S Customer 4210	3.81%	\$ 5,238.34	\$ 5,324.51	1.64%	\$ 12,002.41	\$ 12,088.58	0.72%	\$ 2,349.80
MGS-S Customer 4211	3.52%	\$ 4,849.97	\$ 4,924.75	1.54%	\$ 13,737.06	\$ 13,811.84	0.54%	\$ 2,198.22
MGS-S Customer 4212	5.71%	\$ 1,935.08	\$ 1,994.58	3.07%	\$ 4,326.73	\$ 4,386.23	1.38%	\$ 1,102.02
MGS-S Customer 4213	4.74%	\$ 4,005.80	\$ 4,093.63	2.19%	\$ 8,486.76	\$ 8,574.59	1.03%	\$ 1,940.67
MGS-S Customer 4214	3.49%	\$ 3,836.37	\$ 3,894.96	1.53%	\$ 9,046.68	\$ 9,105.27	0.65%	\$ 1,738.45
MGS-S Customer 4215	3.82%	\$ 8,665.12	\$ 8,788.38	1.42%	\$ 23,738.78	\$ 23,862.04	0.52%	\$ 3,350.65
MGS-S Customer 4216	3.83%	\$ 10,754.77	\$ 10,909.29	1.44%	\$ 28,484.83	\$ 28,639.35	0.54%	\$ 4,192.49
MGS-S Customer 4217	3.14%	\$ 31,859.77	\$ 32,192.66	1.04%	\$ 132,503.21	\$ 132,836.10	0.25%	\$ 10,935.38
MGS-S Customer 4218	3.80%	\$ 14,117.61	\$ 14,313.14	1.39%	\$ 34,387.98	\$ 34,583.51	0.57%	\$ 5,344.86
MGS-S Customer 4219	3.09%	\$ 6,558.22	\$ 6,641.83	1.27%	\$ 15,823.52	\$ 15,907.13	0.53%	\$ 2,787.35
MGS-S Customer 4220	3.14%	\$ 7,215.52	\$ 7,306.88	1.27%	\$ 18,760.72	\$ 18,852.08	0.49%	\$ 2,999.97
MGS-S Customer 4221	3.52%	\$ 11,229.53	\$ 11,375.79	1.30%	\$ 36,111.59	\$ 36,257.85	0.41%	\$ 4,304.21
MGS-S Customer 4222	2.84%	\$ 8,675.07	\$ 8,771.51	1.11%	\$ 22,039.35	\$ 22,135.79	0.44%	\$ 3,492.25
MGS-S Customer 4223	4.02%	\$ 15,299.28	\$ 15,516.42	1.42%	\$ 54,651.69	\$ 54,868.83	0.40%	\$ 5,623.26
MGS-S Customer 4224	3.42%	\$ 6,555.37	\$ 6,649.52	1.44%	\$ 14,275.02	\$ 14,369.17	0.66%	\$ 2,850.78
MGS-S Customer 4225	3.93%	\$ 6,528.51	\$ 6,627.51	1.52%	\$ 19,802.18	\$ 19,901.18	0.50%	\$ 2,620.19
MGS-S Customer 4226	3.42%	\$ 9,292.82	\$ 9,414.87	1.31%	\$ 25,418.62	\$ 25,540.67	0.48%	\$ 3,691.79
MGS-S Customer 4227	3.52%	\$ 7,352.22	\$ 7,455.60	1.41%	\$ 20,067.48	\$ 20,170.86	0.52%	\$ 3,041.60
MGS-S Customer 4228	4.43%	\$ 8,098.72	\$ 8,238.90	1.73%	\$ 21,646.62	\$ 21,786.80	0.65%	\$ 3,301.66
MGS-S Customer 4229	3.98%	\$ 5,162.01	\$ 5,250.21	1.71%	\$ 14,649.09	\$ 14,737.29	0.60%	\$ 2,304.71
MGS-S Customer 4230	4.38%	\$ 14,075.25	\$ 14,298.09	1.58%	\$ 38,609.94	\$ 38,832.78	0.58%	\$ 5,306.25
MGS-S Customer 4231	3.64%	\$ 26,715.64	\$ 27,036.80	1.20%	\$ 129,187.30	\$ 129,508.46	0.25%	\$ 9,143.68
MGS-S Customer 4232	3.52%	\$ 5,725.37	\$ 5,809.86	1.48%	\$ 16,854.54	\$ 16,939.03	0.50%	\$ 2,486.85
MGS-S Customer 4233	4.60%	\$ 2,895.28	\$ 2,963.46	2.35%	\$ 7,821.19	\$ 7,889.37	0.87%	\$ 1,549.72
MGS-S Customer 4234	3.54%	\$ 7,618.53	\$ 7,720.01	1.33%	\$ 25,251.93	\$ 25,353.41	0.40%	\$ 2,966.41
MGS-S Customer 4235	4.11%	\$ 6,114.86	\$ 6,215.38	1.64%	\$ 9,326.01	\$ 9,426.53	1.08%	\$ 2,548.58
MGS-S Customer 4236	4.04%	\$ 4,359.83	\$ 4,433.76	1.70%	\$ 12,409.71	\$ 12,483.64	0.60%	\$ 1,902.60
MGS-S Customer 4237	3.65%	\$ 12,348.39	\$ 12,512.48	1.33%	\$ 42,093.51	\$ 42,257.60	0.39%	\$ 4,660.24

Customer	Distribution % Difference	Delivery 8/24 Prices	Delivery 1/25 Prices	Delivery % Difference	Bundled 8/24 Prices	Bundled 1/25 Prices	Bundled % Difference	Distribution 1/25 Prices
MGS-S Customer 4238	3.88%	\$ 25,083.06	\$ 25,404.45	1.28%	\$ 123,208.13	\$ 123,529.52	0.26%	\$ 8,610.64
MGS-S Customer 4239	1.48%	\$ 4,678.34	\$ 4,707.51	0.62%	\$ 12,840.19	\$ 12,869.36	0.23%	\$ 2,001.85
MGS-S Customer 4240	3.30%	\$ 6,059.59	\$ 6,139.24	1.31%	\$ 14,167.74	\$ 14,247.39	0.56%	\$ 2,490.37
MGS-S Customer 4241	5.41%	\$ 1,463.16	\$ 1,516.80	3.67%	\$ 7,360.65	\$ 7,414.29	0.73%	\$ 1,045.16
MGS-S Customer 4242	3.94%	\$ 7,930.89	\$ 8,045.02	1.44%	\$ 34,865.01	\$ 34,979.14	0.33%	\$ 3,011.55
MGS-S Customer 4243	2.66%	\$ 13,370.40	\$ 13,499.43	0.97%	\$ 46,936.49	\$ 47,065.52	0.27%	\$ 4,978.43
MGS-S Customer 4244	5.48%	\$ 3,511.51	\$ 3,595.93	2.40%	\$ 9,679.23	\$ 9,763.65	0.87%	\$ 1,625.28
MGS-S Customer 4245	3.46%	\$ 6,244.73	\$ 6,333.13	1.42%	\$ 20,449.53	\$ 20,537.93	0.43%	\$ 2,645.38
MGS-S Customer 4246	3.59%	\$ 7,471.31	\$ 7,577.30	1.42%	\$ 23,785.31	\$ 23,891.30	0.45%	\$ 3,057.95
MGS-S Customer 4247	3.54%	\$ 6,634.05	\$ 6,724.31	1.36%	\$ 21,518.15	\$ 21,608.41	0.42%	\$ 2,643.35
MGS-S Customer 4248	4.62%	\$ 5,152.67	\$ 5,254.23	1.97%	\$ 15,006.77	\$ 15,108.33	0.68%	\$ 2,301.87
MGS-S Customer 4249	4.10%	\$ 5,632.69	\$ 5,723.96	1.62%	\$ 17,783.60	\$ 17,874.87	0.51%	\$ 2,317.07
MGS-S Customer 4250	4.24%	\$ 4,505.76	\$ 4,584.81	1.75%	\$ 14,238.74	\$ 14,317.79	0.56%	\$ 1,942.27
MGS-S Customer 4251	3.82%	\$ 6,178.56	\$ 6,276.75	1.59%	\$ 14,579.22	\$ 14,677.41	0.67%	\$ 2,665.59
MGS-S Customer 4252	1.84%	\$ 4,327.64	\$ 4,361.81	0.79%	\$ 10,735.55	\$ 10,769.72	0.32%	\$ 1,894.23
MGS-S Customer 4253	4.23%	\$ 4,259.49	\$ 4,336.75	1.81%	\$ 7,276.05	\$ 7,353.31	1.06%	\$ 1,904.15
MGS-S Customer 4254	2.97%	\$ 5,475.54	\$ 5,540.20	1.18%	\$ 20,218.52	\$ 20,283.18	0.32%	\$ 2,238.64
MGS-S Customer 4255	1.70%	\$ 16,110.29	\$ 16,216.18	0.66%	\$ 45,967.39	\$ 46,073.28	0.23%	\$ 6,324.73
MGS-S Customer 4256	4.04%	\$ 6,856.91	\$ 6,962.75	1.54%	\$ 21,812.77	\$ 21,918.61	0.49%	\$ 2,723.26
MGS-S Customer 4257	1.88%	\$ 6,836.28	\$ 6,888.92	0.77%	\$ 19,930.90	\$ 19,983.54	0.26%	\$ 2,849.51
MGS-S Customer 4258	3.92%	\$ 5,576.72	\$ 5,664.39	1.57%	\$ 13,524.90	\$ 13,612.57	0.65%	\$ 2,326.55
MGS-S Customer 4259	3.15%	\$ 4,184.38	\$ 4,242.07	1.38%	\$ 4,723.59	\$ 4,781.28	1.22%	\$ 1,891.32
MGS-S Customer 4260	3.84%	\$ 3,044.06	\$ 3,098.08	1.77%	\$ 8,549.17	\$ 8,603.19	0.63%	\$ 1,461.79
MGS-S Customer 4261	3.16%	\$ 3,069.33	\$ 3,115.06	1.49%	\$ 5,320.32	\$ 5,366.05	0.86%	\$ 1,491.59
MGS-S Customer 4262	4.00%	\$ 3,015.30	\$ 3,076.42	2.03%	\$ 7,860.77	\$ 7,921.89	0.78%	\$ 1,590.16
MGS-S Customer 4263	4.37%	\$ 19,279.25	\$ 19,573.36	1.53%	\$ 56,593.19	\$ 56,887.30	0.52%	\$ 7,028.94
MGS-S Customer 4264	4.84%	\$ 2,491.53	\$ 2,550.52	2.37%	\$ 7,282.61	\$ 7,341.60	0.81%	\$ 1,277.14
MGS-S Customer 4265	4.35%	\$ 4,375.56	\$ 4,462.30	1.98%	\$ 7,276.83	\$ 7,363.57	1.19%	\$ 2,079.23
MGS-S Customer 4266	4.58%	\$ 4,024.80	\$ 4,108.51	2.08%	\$ 13,430.87	\$ 13,514.58	0.62%	\$ 1,911.62
MGS-S Customer 4267	3.49%	\$ 4,905.05	\$ 4,975.14	1.43%	\$ 14,347.80	\$ 14,417.89	0.49%	\$ 2,080.20
MGS-S Customer 4268	3.43%	\$ 60,976.79	\$ 61,658.16	1.12%	\$ 233,926.28	\$ 234,607.65	0.29%	\$ 20,557.20
MGS-S Customer 4269	3.87%	\$ 5,382.33	\$ 5,471.87	1.66%	\$ 11,881.65	\$ 11,971.19	0.75%	\$ 2,402.13
MGS-S Customer 4270	3.53%	\$ 6,509.93	\$ 6,598.09	1.35%	\$ 23,724.44	\$ 23,812.60	0.37%	\$ 2,583.61
MGS-S Customer 4271	3.34%	\$ 4,555.85	\$ 4,620.53	1.42%	\$ 8,102.59	\$ 8,167.27	0.80%	\$ 1,999.95
MGS-S Customer 4272	3.45%	\$ 10,419.61	\$ 10,555.19	1.30%	\$ 28,848.05	\$ 28,983.63	0.47%	\$ 4,067.64
MGS-S Customer 4273	3.50%	\$ 16,393.32	\$ 16,597.49	1.25%	\$ 55,151.56	\$ 55,355.73	0.37%	\$ 6,043.24
MGS-S Customer 4274	3.63%	\$ 3,601.04	\$ 3,663.69	1.74%	\$ 8,892.13	\$ 8,954.78	0.70%	\$ 1,789.61
MGS-S Customer 4275	2.72%	\$ 4,951.64	\$ 5,007.95	1.14%	\$ 9,613.60	\$ 9,669.91	0.59%	\$ 2,126.90
MGS-S Customer 4276	2.92%	\$ 7,476.46	\$ 7,560.91	1.13%	\$ 16,005.10	\$ 16,089.55	0.53%	\$ 2,977.70
MGS-S Customer 4277	2.72%	\$ 7,536.64	\$ 7,615.91	1.05%	\$ 16,184.11	\$ 16,263.38	0.49%	\$ 2,996.50

Internal Use

Customer	Distribution % Difference	Delivery 8/24 Prices	Delivery 1/25 Prices	Delivery % Difference	Bundled 8/24 Prices	Bundled 1/25 Prices	Bundled % Difference	Distribution 1/25 Prices
MGS-S Customer 4278	4.28%	\$ 20,663.53	\$ 20,970.81	1.49%	\$ 60,372.44	\$ 60,679.72	0.51%	\$ 7,492.97
MGS-S Customer 4279	3.08%	\$ 4,706.62	\$ 4,767.79	1.30%	\$ 9,085.20	\$ 9,146.37	0.67%	\$ 2,045.37
MGS-S Customer 4280	4.18%	\$ 5,954.06	\$ 6,059.37	1.77%	\$ 9,532.80	\$ 9,638.11	1.10%	\$ 2,623.62
MGS-S Customer 4281	3.07%	\$ 8,059.25	\$ 8,156.88	1.21%	\$ 22,461.04	\$ 22,558.67	0.43%	\$ 3,272.57
MGS-S Customer 4282	3.35%	\$ 8,079.28	\$ 8,179.15	1.24%	\$ 31,909.65	\$ 32,009.52	0.31%	\$ 3,081.49
MGS-S Customer 4283	3.84%	\$ 14,524.65	\$ 14,716.73	1.32%	\$ 75,962.28	\$ 76,154.36	0.25%	\$ 5,194.66
MGS-S Customer 4284	3.01%	\$ 11,106.81	\$ 11,231.29	1.12%	\$ 35,120.46	\$ 35,244.94	0.35%	\$ 4,263.12
MGS-S Customer 4285	3.33%	\$ 7,546.89	\$ 7,640.23	1.24%	\$ 31,181.19	\$ 31,274.53	0.30%	\$ 2,897.59
MGS-S Customer 4286	3.49%	\$ 8,839.75	\$ 8,952.04	1.27%	\$ 35,605.67	\$ 35,717.96	0.32%	\$ 3,326.15
MGS-S Customer 4287	3.57%	\$ 13,894.07	\$ 14,069.42	1.26%	\$ 58,461.47	\$ 58,636.82	0.30%	\$ 5,092.04
MGS-S Customer 4288	4.56%	\$ 2,806.11	\$ 2,871.88	2.34%	\$ 9,034.85	\$ 9,100.62	0.73%	\$ 1,509.22
MGS-S Customer 4289	4.17%	\$ 4,924.12	\$ 5,013.09	1.81%	\$ 14,069.78	\$ 14,158.75	0.63%	\$ 2,225.15
MGS-S Customer 4290	5.08%	\$ 2,605.81	\$ 2,676.39	2.71%	\$ 6,052.00	\$ 6,122.58	1.17%	\$ 1,460.73
MGS-S Customer 4291	3.88%	\$ 7,799.16	\$ 7,917.59	1.52%	\$ 24,883.86	\$ 25,002.29	0.48%	\$ 3,168.49
MGS-S Customer 4292	4.22%	\$ 6,187.47	\$ 6,296.58	1.76%	\$ 10,895.13	\$ 11,004.24	1.00%	\$ 2,697.10
MGS-S Customer 4293	4.02%	\$ 5,516.56	\$ 5,604.79	1.60%	\$ 16,764.45	\$ 16,852.68	0.53%	\$ 2,282.66
MGS-S Customer 4294	4.11%	\$ 6,125.97	\$ 6,230.94	1.71%	\$ 13,361.15	\$ 13,466.12	0.79%	\$ 2,657.14
MGS-S Customer 4295	4.23%	\$ 4,966.23	\$ 5,057.11	1.83%	\$ 14,066.19	\$ 14,157.07	0.65%	\$ 2,240.44
MGS-S Customer 4296	4.44%	\$ 7,207.84	\$ 7,327.55	1.66%	\$ 26,917.18	\$ 27,036.89	0.44%	\$ 2,814.02
MGS-S Customer 4297	3.54%	\$ 5,243.97	\$ 5,323.71	1.52%	\$ 14,708.89	\$ 14,788.63	0.54%	\$ 2,331.29
MGS-S Customer 4298	3.11%	\$ 4,502.61	\$ 4,565.48	1.40%	\$ 11,948.49	\$ 12,011.36	0.53%	\$ 2,085.79
MGS-S Customer 4299	4.24%	\$ 5,756.43	\$ 5,857.49	1.76%	\$ 19,026.21	\$ 19,127.27	0.53%	\$ 2,486.17
MGS-S Customer 4300	4.50%	\$ 5,746.99	\$ 5,849.34	1.78%	\$ 15,678.79	\$ 15,781.14	0.65%	\$ 2,374.63
MGS-S Customer 4301	3.37%	\$ 7,959.25	\$ 8,066.62	1.35%	\$ 14,170.62	\$ 14,277.99	0.76%	\$ 3,297.90
MGS-S Customer 4302	3.67%	\$ 6,942.18	\$ 7,044.09	1.47%	\$ 22,275.56	\$ 22,377.47	0.46%	\$ 2,881.25
MGS-S Customer 4303	3.82%	\$ 5,058.24	\$ 5,136.33	1.54%	\$ 16,615.44	\$ 16,693.53	0.47%	\$ 2,119.97
MGS-S Customer 4304	3.43%	\$ 6,090.59	\$ 6,177.22	1.42%	\$ 17,279.29	\$ 17,365.92	0.50%	\$ 2,613.01
MGS-S Customer 4305	4.27%	\$ 5,031.37	\$ 5,123.62	1.83%	\$ 15,553.45	\$ 15,645.70	0.59%	\$ 2,253.22
MGS-S Customer 4306	3.41%	\$ 9,019.83	\$ 9,138.34	1.31%	\$ 25,546.93	\$ 25,665.44	0.46%	\$ 3,593.92
MGS-S Customer 4307	3.96%	\$ 8,420.28	\$ 8,543.90	1.47%	\$ 26,204.16	\$ 26,327.78	0.47%	\$ 3,247.10
MGS-S Customer 4308	-0.50%	\$ 9,252.51	\$ 9,234.89	-0.19%	\$ 26,282.37	\$ 26,264.75	-0.07%	\$ 3,508.41
MGS-S Customer 4309	1.24%	\$ 4,401.40	\$ 4,425.08	0.54%	\$ 8,693.14	\$ 8,716.82	0.27%	\$ 1,932.27
MGS-S Customer 4310	4.45%	\$ 11,647.86	\$ 11,837.26	1.63%	\$ 38,202.74	\$ 38,392.14	0.50%	\$ 4,446.45
MGS-S Customer 4311	3.34%	\$ 5,873.88	\$ 5,956.03	1.40%	\$ 16,095.91	\$ 16,178.06	0.51%	\$ 2,544.00
MGS-S Customer 4312	4.72%	\$ 5,937.59	\$ 6,052.45	1.93%	\$ 19,969.17	\$ 20,084.03	0.58%	\$ 2,546.42
MGS-S Customer 4313	3.92%	\$ 3,451.38	\$ 3,511.70	1.75%	\$ 9,593.85	\$ 9,654.17	0.63%	\$ 1,599.34
MGS-S Customer 4314	5.36%	\$ 8,065.12	\$ 8,226.84	2.01%	\$ 19,226.39	\$ 19,388.11	0.84%	\$ 3,179.57
MGS-S Customer 4315	3.64%	\$ 7,470.19	\$ 7,571.52	1.36%	\$ 29,645.34	\$ 29,746.67	0.34%	\$ 2,883.16
MGS-S Customer 4316	3.56%	\$ 7,952.76	\$ 8,065.13	1.41%	\$ 17,715.45	\$ 17,827.82	0.63%	\$ 3,271.75
MGS-S Customer 4317	4.00%	\$ 4,195.12	\$ 4,271.56	1.82%	\$ 10,992.44	\$ 11,068.88	0.70%	\$ 1,987.19

Internal Use

Customer	Distribution % Difference	Delivery 8/24 Prices	Delivery 1/25 Prices	Delivery % Difference	Bundled 8/24 Prices	Bundled 1/25 Prices	Bundled % Difference	Distribution 1/25 Prices
MGS-S Customer 4318	4.05%	\$ 4,722.77	\$ 4,807.17	1.79%	\$ 12,245.66	\$ 12,330.06	0.69%	\$ 2,166.04
MGS-S Customer 4319	3.62%	\$ 11,274.80	\$ 11,417.87	1.27%	\$ 48,750.08	\$ 48,893.15	0.29%	\$ 4,098.34
MGS-S Customer 4320	4.99%	\$ 6,778.83	\$ 6,916.15	2.03%	\$ 13,815.19	\$ 13,952.51	0.99%	\$ 2,891.15
MGS-S Customer 4321	2.24%	\$ 19,627.98	\$ 19,788.86	0.82%	\$ 33,824.10	\$ 33,984.98	0.48%	\$ 7,358.44
MGS-S Customer 4322	3.88%	\$ 4,036.24	\$ 4,103.13	1.66%	\$ 12,178.10	\$ 12,244.99	0.55%	\$ 1,788.66
MGS-S Customer 4323	4.23%	\$ 6,377.55	\$ 6,486.73	1.71%	\$ 21,702.25	\$ 21,811.43	0.50%	\$ 2,687.97
MGS-S Customer 4324	3.13%	\$ 5,079.37	\$ 5,148.47	1.36%	\$ 13,475.01	\$ 13,544.11	0.51%	\$ 2,279.63
MGS-S Customer 4325	3.70%	\$ 16,655.31	\$ 16,879.13	1.34%	\$ 31,036.54	\$ 31,260.36	0.72%	\$ 6,268.86
MGS-S Customer 4326	4.31%	\$ 5,179.34	\$ 5,267.81	1.71%	\$ 20,030.87	\$ 20,119.34	0.44%	\$ 2,140.89
MGS-S Customer 4327	4.11%	\$ 4,218.31	\$ 4,290.66	1.72%	\$ 14,917.27	\$ 14,989.62	0.49%	\$ 1,834.73
MGS-S Customer 4328	4.81%	\$ 2,058.44	\$ 2,118.94	2.94%	\$ 4,288.87	\$ 4,349.37	1.41%	\$ 1,318.65
MGS-S Customer 4329	3.48%	\$ 6,154.50	\$ 6,243.44	1.45%	\$ 15,836.75	\$ 15,925.69	0.56%	\$ 2,646.20
MGS-S Customer 4330	3.80%	\$ 10,066.24	\$ 10,205.87	1.39%	\$ 46,967.12	\$ 47,106.75	0.30%	\$ 3,816.41
MGS-S Customer 4331	3.58%	\$ 5,799.89	\$ 5,880.52	1.39%	\$ 23,344.73	\$ 23,425.36	0.35%	\$ 2,334.45
MGS-S Customer 4332	4.65%	\$ 6,396.35	\$ 6,518.40	1.91%	\$ 14,554.78	\$ 14,676.83	0.84%	\$ 2,747.79
MGS-S Customer 4333	4.30%	\$ 6,926.02	\$ 7,039.15	1.63%	\$ 22,840.66	\$ 22,953.79	0.50%	\$ 2,741.98
MGS-S Customer 4334	3.52%	\$ 7,287.90	\$ 7,384.21	1.32%	\$ 27,314.89	\$ 27,411.20	0.35%	\$ 2,834.24
MGS-S Customer 4335	5.01%	\$ 9,856.13	\$ 10,041.70	1.88%	\$ 27,388.75	\$ 27,574.32	0.68%	\$ 3,890.49
MGS-S Customer 4336	3.31%	\$ 19,752.91	\$ 19,980.46	1.15%	\$ 68,758.31	\$ 68,985.86	0.33%	\$ 7,095.36
MGS-S Customer 4337	5.62%	\$ 2,094.87	\$ 2,163.52	3.28%	\$ 4,744.42	\$ 4,813.07	1.45%	\$ 1,289.49
MGS-S Customer 4338	1.98%	\$ 27,493.95	\$ 27,685.46	0.70%	\$ 84,054.47	\$ 84,245.98	0.23%	\$ 9,871.57
MGS-S Customer 4339	3.62%	\$ 7,116.25	\$ 7,211.87	1.34%	\$ 32,446.22	\$ 32,541.84	0.29%	\$ 2,737.46
MGS-S Customer 4340	3.93%	\$ 4,597.38	\$ 4,677.36	1.74%	\$ 12,719.01	\$ 12,798.99	0.63%	\$ 2,117.55
MGS-S Customer 4341	4.99%	\$ 5,503.37	\$ 5,617.89	2.08%	\$ 17,848.65	\$ 17,963.17	0.64%	\$ 2,408.29
MGS-S Customer 4342	2.81%	\$ 26,060.14	\$ 26,307.11	0.95%	\$ 109,461.19	\$ 109,708.16	0.23%	\$ 9,035.21
MGS-S Customer 4343	4.66%	\$ 3,978.39	\$ 4,064.94	2.18%	\$ 6,794.30	\$ 6,880.85	1.27%	\$ 1,942.65
MGS-S Customer 4344	3.75%	\$ 4,927.74	\$ 5,007.65	1.62%	\$ 15,651.04	\$ 15,730.95	0.51%	\$ 2,213.28
MGS-S Customer 4345	2.66%	\$ 12,778.36	\$ 12,901.12	0.96%	\$ 33,263.55	\$ 33,386.31	0.37%	\$ 4,732.67
MGS-S Customer 4346	3.92%	\$ 3,515.34	\$ 3,576.02	1.73%	\$ 11,672.85	\$ 11,733.53	0.52%	\$ 1,607.31
MGS-S Customer 4347	3.98%	\$ 19,949.46	\$ 20,223.03	1.37%	\$ 73,589.40	\$ 73,862.97	0.37%	\$ 7,140.80
MGS-S Customer 4348	3.49%	\$ 4,227.43	\$ 4,294.95	1.60%	\$ 9,914.22	\$ 9,981.74	0.68%	\$ 2,004.19
MGS-S Customer 4349	4.01%	\$ 4,720.75	\$ 4,805.08	1.79%	\$ 9,204.46	\$ 9,288.79	0.92%	\$ 2,189.29
MGS-S Customer 4350	3.40%	\$ 4,712.63	\$ 4,779.53	1.42%	\$ 10,837.85	\$ 10,904.75	0.62%	\$ 2,036.42
MGS-S Customer 4351	3.94%	\$ 4,876.72	\$ 4,956.99	1.65%	\$ 8,094.84	\$ 8,175.11	0.99%	\$ 2,116.52
MGS-S Customer 4352	3.30%	\$ 19,371.69	\$ 19,590.85	1.13%	\$ 82,947.99	\$ 83,167.15	0.26%	\$ 6,859.23
MGS-S Customer 4353	4.41%	\$ 4,326.09	\$ 4,412.87	2.01%	\$ 8,151.64	\$ 8,238.42	1.06%	\$ 2,055.65
MGS-S Customer 4354	2.39%	\$ 3,466.80	\$ 3,504.47	1.09%	\$ 8,120.42	\$ 8,158.09	0.46%	\$ 1,610.12
MGS-S Customer 4355	3.32%	\$ 21,213.95	\$ 21,452.51	1.12%	\$ 77,226.00	\$ 77,464.56	0.31%	\$ 7,420.85
MGS-S Customer 4356	3.43%	\$ 13,968.59	\$ 14,141.26	1.24%	\$ 46,053.83	\$ 46,226.50	0.37%	\$ 5,205.10
MGS-S Customer 4357	4.30%	\$ 7,235.06	\$ 7,359.76	1.72%	\$ 17,052.59	\$ 17,177.29	0.73%	\$ 3,026.29

Internal Use

Customer	Distribution % Difference	Delivery 8/24 Prices	Delivery 1/25 Prices	Delivery % Difference	Bundled 8/24 Prices	Bundled 1/25 Prices	Bundled % Difference	Distribution 1/25 Prices
MGS-S Customer 4358	3.62%	\$ 7,121.62	\$ 7,223.70	1.43%	\$ 25,661.93	\$ 25,764.01	0.40%	\$ 2,920.66
MGS-S Customer 4359	1.36%	\$ 4,126.55	\$ 4,151.04	0.59%	\$ 10,014.90	\$ 10,039.39	0.24%	\$ 1,826.30
MGS-S Customer 4360	4.69%	\$ 1,644.41	\$ 1,694.59	3.05%	\$ 5,575.08	\$ 5,625.26	0.90%	\$ 1,120.83
MGS-S Customer 4361	3.50%	\$ 12,496.44	\$ 12,656.36	1.28%	\$ 39,755.18	\$ 39,915.10	0.40%	\$ 4,727.95
MGS-S Customer 4362	3.41%	\$ 4,852.49	\$ 4,919.70	1.39%	\$ 17,250.33	\$ 17,317.54	0.39%	\$ 2,040.59
MGS-S Customer 4363	3.56%	\$ 11,110.83	\$ 11,258.79	1.33%	\$ 30,704.76	\$ 30,852.72	0.48%	\$ 4,300.85
MGS-S Customer 4364	4.02%	\$ 4,440.26	\$ 4,515.91	1.70%	\$ 8,959.96	\$ 9,035.61	0.84%	\$ 1,955.62
MGS-S Customer 4365	3.39%	\$ 20,710.47	\$ 20,959.36	1.20%	\$ 46,086.15	\$ 46,335.04	0.54%	\$ 7,597.18
MGS-S Customer 4366	3.88%	\$ 5,311.26	\$ 5,399.11	1.65%	\$ 15,554.88	\$ 15,642.73	0.56%	\$ 2,350.84
MGS-S Customer 4367	3.93%	\$ 6,003.16	\$ 6,100.95	1.63%	\$ 17,242.13	\$ 17,339.92	0.57%	\$ 2,584.94
MGS-S Customer 4368	2.79%	\$ 10,409.38	\$ 10,519.15	1.05%	\$ 11,805.34	\$ 11,915.11	0.93%	\$ 4,046.27
MGS-S Customer 4369	2.69%	\$ 31,923.56	\$ 32,239.84	0.99%	\$ 78,428.87	\$ 78,745.15	0.40%	\$ 12,081.63
MGS-S Customer 4370	3.89%	\$ 15,954.21	\$ 16,175.99	1.39%	\$ 44,433.29	\$ 44,655.07	0.50%	\$ 5,927.02
MGS-S Customer 4371	4.74%	\$ 1,815.82	\$ 1,869.55	2.96%	\$ 4,932.25	\$ 4,985.98	1.09%	\$ 1,186.54
MGS-S Customer 4372	4.13%	\$ 6,454.35	\$ 6,559.58	1.63%	\$ 30,580.67	\$ 30,685.90	0.34%	\$ 2,651.61
MGS-S Customer 4373	4.84%	\$ 25,686.68	\$ 26,114.24	1.66%	\$ 65,039.09	\$ 65,466.65	0.66%	\$ 9,256.63
MGS-S Customer 4374	2.54%	\$ 2,362.82	\$ 2,393.43	1.30%	\$ 5,970.47	\$ 6,001.08	0.51%	\$ 1,234.73
MGS-S Customer 4375	5.44%	\$ 1,756.05	\$ 1,811.68	3.17%	\$ 17,484.33	\$ 17,539.96	0.32%	\$ 1,077.48
MGS-S Customer 4376	3.73%	\$ 7,093.24	\$ 7,190.79	1.38%	\$ 34,562.11	\$ 34,659.66	0.28%	\$ 2,714.88
MGS-S Customer 4377	3.56%	\$ 10,154.53	\$ 10,283.39	1.27%	\$ 41,928.97	\$ 42,057.83	0.31%	\$ 3,748.53
MGS-S Customer 4378	3.74%	\$ 7,816.80	\$ 7,931.37	1.47%	\$ 23,937.12	\$ 24,051.69	0.48%	\$ 3,180.51
MGS-S Customer 4379	4.98%	\$ 2,968.16	\$ 3,042.94	2.52%	\$ 7,701.88	\$ 7,776.66	0.97%	\$ 1,577.71
MGS-S Customer 4380	3.78%	\$ 3,615.44	\$ 3,675.72	1.67%	\$ 10,001.18	\$ 10,061.46	0.60%	\$ 1,654.27
MGS-S Customer 4381	3.88%	\$ 3,015.10	\$ 3,069.36	1.80%	\$ 8,240.38	\$ 8,294.64	0.66%	\$ 1,453.81
MGS-S Customer 4382	3.95%	\$ 9,465.50	\$ 9,601.80	1.44%	\$ 49,422.48	\$ 49,558.78	0.28%	\$ 3,586.71
MGS-S Customer 4383	4.98%	\$ 9,859.54	\$ 9,978.96	1.21%	\$ 234,893.70	\$ 235,013.12	0.05%	\$ 2,515.76
MGS-S Customer 4384	2.35%	\$ 2,420.95	\$ 2,449.16	1.17%	\$ 9,516.84	\$ 9,545.05	0.30%	\$ 1,229.70
MGS-S Customer 4385	4.61%	\$ 7,264.97	\$ 7,392.23	1.75%	\$ 19,888.82	\$ 20,016.08	0.64%	\$ 2,885.34
MGS-S Customer 4386	3.94%	\$ 6,002.35	\$ 6,100.24	1.63%	\$ 17,176.65	\$ 17,274.54	0.57%	\$ 2,585.14
MGS-S Customer 4387	3.29%	\$ 11,494.69	\$ 11,633.34	1.21%	\$ 42,885.20	\$ 43,023.85	0.32%	\$ 4,348.23
MGS-S Customer 4388	2.60%	\$ 12,863.54	\$ 12,985.72	0.95%	\$ 42,901.17	\$ 43,023.35	0.28%	\$ 4,826.75
MGS-S Customer 4389	4.10%	\$ 5,053.78	\$ 5,144.50	1.80%	\$ 9,528.69	\$ 9,619.41	0.95%	\$ 2,303.21
MGS-S Customer 4390	3.61%	\$ 5,070.99	\$ 5,150.08	1.56%	\$ 14,717.13	\$ 14,796.22	0.54%	\$ 2,270.14
MGS-S Customer 4391	3.10%	\$ 31,516.47	\$ 31,845.59	1.04%	\$ 115,358.58	\$ 115,687.70	0.29%	\$ 10,934.35
MGS-S Customer 4392	3.77%	\$ 10,456.74	\$ 10,606.70	1.43%	\$ 22,434.77	\$ 22,584.73	0.67%	\$ 4,129.09
MGS-S Customer 4393	3.57%	\$ 6,674.50	\$ 6,766.32	1.38%	\$ 20,678.65	\$ 20,770.47	0.44%	\$ 2,663.86
MGS-S Customer 4394	3.94%	\$ 5,391.08	\$ 5,475.36	1.56%	\$ 18,717.31	\$ 18,801.59	0.45%	\$ 2,223.81
MGS-S Customer 4395	3.47%	\$ 2,737.71	\$ 2,788.20	1.84%	\$ 5,456.50	\$ 5,506.99	0.93%	\$ 1,506.94
MGS-S Customer 4396	2.53%	\$ 3,321.07	\$ 3,359.64	1.16%	\$ 7,731.76	\$ 7,770.33	0.50%	\$ 1,561.71
MGS-S Customer 4397	3.78%	\$ 11,692.10	\$ 11,856.59	1.41%	\$ 29,247.57	\$ 29,412.06	0.56%	\$ 4,519.59

Internal Use

Customer	Distribution % Difference	Delivery 8/24 Prices	Delivery 1/25 Prices	Delivery % Difference	Bundled 8/24 Prices	Bundled 1/25 Prices	Bundled % Difference	Distribution 1/25 Prices
MGS-S Customer 4398	4.46%	\$ 3,897.03	\$ 3,971.04	1.90%	\$ 13,279.91	\$ 13,353.92	0.56%	\$ 1,733.43
MGS-S Customer 4399	3.60%	\$ 7,986.63	\$ 8,093.03	1.33%	\$ 29,838.19	\$ 29,944.59	0.36%	\$ 3,064.89
MGS-S Customer 4400	3.17%	\$ 13,954.55	\$ 14,112.55	1.13%	\$ 53,041.87	\$ 53,199.87	0.30%	\$ 5,147.67
MGS-S Customer 4401	3.80%	\$ 4,705.52	\$ 4,784.74	1.68%	\$ 11,628.87	\$ 11,708.09	0.68%	\$ 2,163.16
MGS-S Customer 4402	4.28%	\$ 31,082.27	\$ 31,533.83	1.45%	\$ 87,939.87	\$ 88,391.43	0.51%	\$ 11,001.69
MGS-S Customer 4403	3.36%	\$ 8,210.11	\$ 8,317.19	1.30%	\$ 27,781.19	\$ 27,888.27	0.39%	\$ 3,290.35
MGS-S Customer 4404	4.22%	\$ 4,163.67	\$ 4,237.54	1.77%	\$ 13,799.41	\$ 13,873.28	0.54%	\$ 1,823.69
MGS-S Customer 4405	4.34%	\$ 2,881.13	\$ 2,945.64	2.24%	\$ 7,030.84	\$ 7,095.35	0.92%	\$ 1,549.49
MGS-S Customer 4406	3.95%	\$ 5,101.00	\$ 5,182.36	1.59%	\$ 15,451.35	\$ 15,532.71	0.53%	\$ 2,143.97
MGS-S Customer 4407	4.71%	\$ 3,956.19	\$ 4,035.79	2.01%	\$ 11,050.82	\$ 11,130.42	0.72%	\$ 1,771.22
MGS-S Customer 4408	3.65%	\$ 5,423.26	\$ 5,506.95	1.54%	\$ 17,228.07	\$ 17,311.76	0.49%	\$ 2,377.59
MGS-S Customer 4409	3.87%	\$ 4,683.09	\$ 4,763.23	1.71%	\$ 12,187.93	\$ 12,268.07	0.66%	\$ 2,151.52
MGS-S Customer 4410	2.87%	\$ 5,159.42	\$ 5,225.27	1.28%	\$ 6,393.12	\$ 6,458.97	1.03%	\$ 2,357.00
MGS-S Customer 4411	4.07%	\$ 5,907.88	\$ 6,005.70	1.66%	\$ 25,287.00	\$ 25,384.82	0.39%	\$ 2,501.83
MGS-S Customer 4412	3.84%	\$ 7,148.88	\$ 7,252.01	1.44%	\$ 26,989.51	\$ 27,092.64	0.38%	\$ 2,789.06
MGS-S Customer 4413	2.43%	\$ 18,140.57	\$ 18,297.76	0.87%	\$ 51,011.94	\$ 51,169.13	0.31%	\$ 6,636.66
MGS-S Customer 4414	3.71%	\$ 6,139.29	\$ 6,227.31	1.43%	\$ 22,443.69	\$ 22,531.71	0.39%	\$ 2,462.01
MGS-S Customer 4415	3.15%	\$ 33,599.78	\$ 33,952.12	1.05%	\$ 134,544.87	\$ 134,897.21	0.26%	\$ 11,538.37
MGS-S Customer 4416	4.31%	\$ 2,132.92	\$ 2,180.97	2.25%	\$ 5,349.90	\$ 5,397.95	0.90%	\$ 1,161.97
MGS-S Customer 4417	4.04%	\$ 4,970.93	\$ 5,057.16	1.73%	\$ 16,814.36	\$ 16,900.59	0.51%	\$ 2,221.70
MGS-S Customer 4418	4.42%	\$ 11,087.66	\$ 11,271.09	1.65%	\$ 26,398.99	\$ 26,582.42	0.69%	\$ 4,330.89
MGS-S Customer 4419	3.92%	\$ 2,962.35	\$ 3,021.74	2.00%	\$ 7,147.26	\$ 7,206.65	0.83%	\$ 1,576.15
MGS-S Customer 4420	3.91%	\$ 4,284.16	\$ 4,359.90	1.77%	\$ 11,781.23	\$ 11,856.97	0.64%	\$ 2,012.86
MGS-S Customer 4421	4.02%	\$ 3,209.82	\$ 3,273.72	1.99%	\$ 8,405.85	\$ 8,469.75	0.76%	\$ 1,655.48
MGS-S Customer 4422	1.66%	\$ 11,263.62	\$ 11,338.24	0.66%	\$ 26,373.85	\$ 26,448.47	0.28%	\$ 4,562.83
MGS-S Customer 4423	3.51%	\$ 15,495.16	\$ 15,686.43	1.23%	\$ 66,630.44	\$ 66,821.71	0.29%	\$ 5,646.82
MGS-S Customer 4424	4.64%	\$ 12,515.39	\$ 12,718.96	1.63%	\$ 43,109.26	\$ 43,312.83	0.47%	\$ 4,588.61
MGS-S Customer 4425	4.39%	\$ 12,126.69	\$ 12,324.74	1.63%	\$ 25,609.80	\$ 25,807.85	0.77%	\$ 4,705.78
MGS-S Customer 4426	3.78%	\$ 3,455.81	\$ 3,518.28	1.81%	\$ 12,066.72	\$ 12,129.19	0.52%	\$ 1,716.04
MGS-S Customer 4427	3.53%	\$ 58,308.36	\$ 58,977.11	1.15%	\$ 235,353.06	\$ 236,021.81	0.28%	\$ 19,604.18
MGS-S Customer 4428	1.26%	\$ 11,388.49	\$ 11,443.74	0.49%	\$ 21,672.22	\$ 21,727.47	0.25%	\$ 4,441.72
MGS-S Customer 4429	3.90%	\$ 8,617.86	\$ 8,745.10	1.48%	\$ 34,482.58	\$ 34,609.82	0.37%	\$ 3,391.28
MGS-S Customer 4430	3.19%	\$ 4,254.07	\$ 4,311.92	1.36%	\$ 11,149.20	\$ 11,207.05	0.52%	\$ 1,870.65
MGS-S Customer 4431	3.71%	\$ 11,332.13	\$ 11,481.48	1.32%	\$ 41,464.60	\$ 41,613.95	0.36%	\$ 4,171.26
MGS-S Customer 4432	3.39%	\$ 3,559.20	\$ 3,614.24	1.55%	\$ 3,559.20	\$ 3,614.24	1.55%	\$ 1,678.66
MGS-S Customer 4433	3.69%	\$ 5,395.29	\$ 5,473.68	1.45%	\$ 22,009.11	\$ 22,087.50	0.36%	\$ 2,200.80
MGS-S Customer 4434	5.10%	\$ 3,045.76	\$ 3,116.71	2.33%	\$ 9,033.98	\$ 9,104.93	0.79%	\$ 1,462.73
MGS-S Customer 4435	5.66%	\$ 2,221.88	\$ 2,293.67	3.23%	\$ 3,968.97	\$ 4,040.76	1.81%	\$ 1,340.40
MGS-S Customer 4436	3.51%	\$ 17,021.30	\$ 17,237.44	1.27%	\$ 34,243.12	\$ 34,459.26	0.63%	\$ 6,373.52
MGS-S Customer 4437	4.33%	\$ 5,690.79	\$ 5,794.28	1.82%	\$ 14,643.35	\$ 14,746.84	0.71%	\$ 2,494.46

Customer	Distribution % Difference	Delivery 8/24 Prices	Delivery 1/25 Prices	Delivery % Difference	Bundled 8/24 Prices	Bundled 1/25 Prices	Bundled % Difference	Distribution 1/25 Prices
MGS-S Customer 4438	4.05%	\$ 6,880.29	\$ 6,991.98	1.62%	\$ 21,446.17	\$ 21,557.86	0.52%	\$ 2,867.46
MGS-S Customer 4439	5.93%	\$ 3,911.37	\$ 4,018.97	2.75%	\$ 6,858.46	\$ 6,966.06	1.57%	\$ 1,923.26
MGS-S Customer 4440	4.30%	\$ 15,115.74	\$ 15,350.12	1.55%	\$ 36,542.46	\$ 36,776.84	0.64%	\$ 5,689.98
MGS-S Customer 4441	4.41%	\$ 2,503.15	\$ 2,556.76	2.14%	\$ 8,715.21	\$ 8,768.82	0.62%	\$ 1,269.95
MGS-S Customer 4442	5.43%	\$ 1,417.12	\$ 1,471.77	3.86%	\$ 2,757.09	\$ 2,811.74	1.98%	\$ 1,061.59
MGS-S Customer 4443	3.21%	\$ 5,331.69	\$ 5,405.80	1.39%	\$ 11,319.11	\$ 11,393.22	0.65%	\$ 2,384.83
MGS-S Customer 4444	4.29%	\$ 5,129.90	\$ 5,218.99	1.74%	\$ 14,107.82	\$ 14,196.91	0.63%	\$ 2,165.33
MGS-S Customer 4445	4.17%	\$ 8,566.43	\$ 8,705.05	1.62%	\$ 22,671.14	\$ 22,809.76	0.61%	\$ 3,458.89
MGS-S Customer 4446	3.58%	\$ 6,300.04	\$ 6,391.90	1.46%	\$ 21,852.12	\$ 21,943.98	0.42%	\$ 2,655.75
MGS-S Customer 4447	3.87%	\$ 6,497.72	\$ 6,602.00	1.60%	\$ 11,749.62	\$ 11,853.90	0.89%	\$ 2,799.32
MGS-S Customer 4448	3.30%	\$ 43,496.56	\$ 43,967.30	1.08%	\$ 179,502.32	\$ 179,973.06	0.26%	\$ 14,734.94
MGS-S Customer 4449	4.13%	\$ 20,970.72	\$ 21,278.66	1.47%	\$ 37,433.83	\$ 37,741.77	0.82%	\$ 7,762.93
MGS-S Customer 4450	3.61%	\$ 10,683.50	\$ 10,827.56	1.35%	\$ 33,225.44	\$ 33,369.50	0.43%	\$ 4,131.67
MGS-S Customer 4451	3.54%	\$ 6,811.87	\$ 6,905.51	1.37%	\$ 16,620.15	\$ 16,713.79	0.56%	\$ 2,741.25
MGS-S Customer 4452	3.68%	\$ 28,288.88	\$ 28,635.25	1.22%	\$ 120,385.40	\$ 120,731.77	0.29%	\$ 9,765.58
MGS-S Customer 4453	3.61%	\$ 5,318.75	\$ 5,401.44	1.55%	\$ 12,891.35	\$ 12,974.04	0.64%	\$ 2,371.10
MGS-S Customer 4454	2.33%	\$ 34,396.77	\$ 34,677.92	0.82%	\$ 110,002.75	\$ 110,283.90	0.26%	\$ 12,343.56
MGS-S Customer 4455	3.73%	\$ 4,065.79	\$ 4,136.79	1.75%	\$ 5,903.15	\$ 5,974.15	1.20%	\$ 1,976.27
MGS-S Customer 4456	3.69%	\$ 10,778.13	\$ 10,924.12	1.35%	\$ 41,780.49	\$ 41,926.48	0.35%	\$ 4,105.18
MGS-S Customer 4457	3.23%	\$ 12,090.33	\$ 12,235.18	1.20%	\$ 33,123.99	\$ 33,268.84	0.44%	\$ 4,628.23
MGS-S Customer 4458	3.85%	\$ 4,630.11	\$ 4,704.08	1.60%	\$ 12,767.17	\$ 12,841.14	0.58%	\$ 1,995.32
MGS-S Customer 4459	3.62%	\$ 24,745.07	\$ 25,048.89	1.23%	\$ 94,605.88	\$ 94,909.70	0.32%	\$ 8,689.13
MGS-S Customer 4460	4.18%	\$ 2,973.83	\$ 3,031.62	1.94%	\$ 8,417.69	\$ 8,475.48	0.69%	\$ 1,438.81
MGS-S Customer 4461	3.16%	\$ 14,279.48	\$ 14,440.26	1.13%	\$ 54,372.32	\$ 54,533.10	0.30%	\$ 5,253.40
MGS-S Customer 4462	4.18%	\$ 4,460.00	\$ 4,543.06	1.86%	\$ 12,496.62	\$ 12,579.68	0.66%	\$ 2,071.39
MGS-S Customer 4463	2.62%	\$ 11,879.91	\$ 11,995.49	0.97%	\$ 35,916.41	\$ 36,031.99	0.32%	\$ 4,527.92
MGS-S Customer 4464	3.66%	\$ 5,445.04	\$ 5,528.91	1.54%	\$ 18,791.04	\$ 18,874.91	0.45%	\$ 2,374.30
MGS-S Customer 4465	3.86%	\$ 3,707.53	\$ 3,775.62	1.84%	\$ 8,666.57	\$ 8,734.66	0.79%	\$ 1,829.93
MGS-S Customer 4466	4.47%	\$ 3,768.27	\$ 3,847.40	2.10%	\$ 9,047.25	\$ 9,126.38	0.87%	\$ 1,851.10
MGS-S Customer 4467	3.22%	\$ 7,586.49	\$ 7,685.53	1.31%	\$ 18,162.73	\$ 18,261.77	0.55%	\$ 3,174.26
MGS-S Customer 4468	0.97%	\$ 9,817.60	\$ 9,855.39	0.38%	\$ 17,039.06	\$ 17,076.85	0.22%	\$ 3,917.00
MGS-S Customer 4469	3.83%	\$ 4,036.54	\$ 4,108.28	1.78%	\$ 9,025.98	\$ 9,097.72	0.79%	\$ 1,944.13
MGS-S Customer 4470	3.66%	\$ 4,040.94	\$ 4,109.42	1.69%	\$ 9,850.10	\$ 9,918.58	0.70%	\$ 1,939.15
MGS-S Customer 4471	3.89%	\$ 5,150.16	\$ 5,231.10	1.57%	\$ 15,402.70	\$ 15,483.64	0.53%	\$ 2,161.54
MGS-S Customer 4472	3.98%	\$ 17,191.50	\$ 17,434.56	1.41%	\$ 46,854.35	\$ 47,097.41	0.52%	\$ 6,350.63
MGS-S Customer 4473	3.77%	\$ 4,572.51	\$ 4,649.48	1.68%	\$ 11,014.01	\$ 11,090.98	0.70%	\$ 2,120.13
MGS-S Customer 4474	3.58%	\$ 29,186.45	\$ 29,533.52	1.19%	\$ 108,458.01	\$ 108,805.08	0.32%	\$ 10,033.91
MGS-S Customer 4475	4.25%	\$ 6,262.59	\$ 6,373.04	1.76%	\$ 13,018.20	\$ 13,128.65	0.85%	\$ 2,708.91
MGS-S Customer 4476	4.29%	\$ 9,864.20	\$ 10,019.17	1.57%	\$ 26,089.64	\$ 26,244.61	0.59%	\$ 3,763.60
MGS-S Customer 4477	2.80%	\$ 43,137.79	\$ 43,549.42	0.95%	\$ 170,244.69	\$ 170,656.32	0.24%	\$ 15,115.78

Internal Use

Customer	Distribution % Difference	Delivery 8/24 Prices	Delivery 1/25 Prices	Delivery % Difference	Bundled 8/24 Prices	Bundled 1/25 Prices	Bundled % Difference	Distribution 1/25 Prices
MGS-S Customer 4478	3.51%	\$ 7,706.34	\$ 7,812.78	1.38%	\$ 23,675.83	\$ 23,782.27	0.45%	\$ 3,141.63
MGS-S Customer 4479	4.29%	\$ 4,517.66	\$ 4,603.09	1.89%	\$ 14,755.68	\$ 14,841.11	0.58%	\$ 2,076.32
MGS-S Customer 4480	3.99%	\$ 4,125.14	\$ 4,195.21	1.70%	\$ 11,481.32	\$ 11,551.39	0.61%	\$ 1,825.60
MGS-S Customer 4481	4.72%	\$ 5,345.15	\$ 5,453.01	2.02%	\$ 12,045.57	\$ 12,153.43	0.90%	\$ 2,391.95
MGS-S Customer 4482	5.44%	\$ 9,158.87	\$ 9,347.59	2.06%	\$ 25,393.45	\$ 25,582.17	0.74%	\$ 3,659.58
MGS-S Customer 4483	4.39%	\$ 9,134.25	\$ 9,290.74	1.71%	\$ 14,326.39	\$ 14,482.88	1.09%	\$ 3,721.70
MGS-S Customer 4484	3.44%	\$ 14,986.32	\$ 15,169.76	1.22%	\$ 53,506.89	\$ 53,690.33	0.34%	\$ 5,513.57
MGS-S Customer 4485	5.35%	\$ 938.63	\$ 977.70	4.16%	\$ 1,053.69	\$ 1,092.76	3.71%	\$ 769.45
MGS-S Customer 4486	4.96%	\$ 6,326.29	\$ 6,456.07	2.05%	\$ 11,500.15	\$ 11,629.93	1.13%	\$ 2,746.34
MGS-S Customer 4487	3.30%	\$ 10,766.93	\$ 10,899.51	1.23%	\$ 35,187.36	\$ 35,319.94	0.38%	\$ 4,144.69
MGS-S Customer 4488	4.90%	\$ 5,154.32	\$ 5,261.60	2.08%	\$ 16,108.32	\$ 16,215.60	0.67%	\$ 2,295.96
MGS-S Customer 4489	3.58%	\$ 18,965.05	\$ 19,195.70	1.22%	\$ 70,328.85	\$ 70,559.50	0.33%	\$ 6,675.31
MGS-S Customer 4490	4.79%	\$ 5,565.94	\$ 5,679.06	2.03%	\$ 11,581.01	\$ 11,694.13	0.98%	\$ 2,474.18
MGS-S Customer 4491	3.51%	\$ 8,767.99	\$ 8,882.87	1.31%	\$ 22,936.68	\$ 23,051.56	0.50%	\$ 3,390.68
MGS-S Customer 4492	3.33%	\$ 24,657.18	\$ 24,933.02	1.12%	\$ 108,353.03	\$ 108,628.87	0.25%	\$ 8,555.11
MGS-S Customer 4493	4.04%	\$ 7,010.56	\$ 7,117.70	1.53%	\$ 24,314.31	\$ 24,421.45	0.44%	\$ 2,760.06
MGS-S Customer 4494	4.06%	\$ 8,028.99	\$ 8,156.59	1.59%	\$ 21,891.00	\$ 22,018.60	0.58%	\$ 3,272.58
MGS-S Customer 4495	2.56%	\$ 4,060.29	\$ 4,105.04	1.10%	\$ 11,736.98	\$ 11,781.73	0.38%	\$ 1,795.32
MGS-S Customer 4496	4.03%	\$ 5,863.83	\$ 5,963.89	1.71%	\$ 10,544.07	\$ 10,644.13	0.95%	\$ 2,583.54
MGS-S Customer 4497	4.00%	\$ 4,377.79	\$ 4,456.63	1.80%	\$ 11,045.87	\$ 11,124.71	0.71%	\$ 2,051.71
MGS-S Customer 4498	4.05%	\$ 3,969.53	\$ 4,038.36	1.73%	\$ 11,792.36	\$ 11,861.19	0.58%	\$ 1,768.30
MGS-S Customer 4499	3.60%	\$ 10,418.89	\$ 10,565.07	1.40%	\$ 19,953.05	\$ 20,099.23	0.73%	\$ 4,205.41
MGS-S Customer 4500	3.67%	\$ 14,139.34	\$ 14,323.73	1.30%	\$ 54,259.60	\$ 54,443.99	0.34%	\$ 5,210.06
MGS-S Customer 4501	4.06%	\$ 5,338.80	\$ 5,431.91	1.74%	\$ 11,894.22	\$ 11,987.33	0.78%	\$ 2,387.50
MGS-S Customer 4502	4.30%	\$ 4,137.51	\$ 4,214.41	1.86%	\$ 6,829.56	\$ 6,906.46	1.13%	\$ 1,864.24
MGS-S Customer 4503	4.68%	\$ 2,895.05	\$ 2,964.22	2.39%	\$ 8,160.32	\$ 8,229.49	0.85%	\$ 1,547.47
MGS-S Customer 4504	3.12%	\$ 10,723.51	\$ 10,848.43	1.16%	\$ 34,636.61	\$ 34,761.53	0.36%	\$ 4,131.57
MGS-S Customer 4505	2.77%	\$ 10,630.10	\$ 10,741.65	1.05%	\$ 28,907.72	\$ 29,019.27	0.39%	\$ 4,136.05
MGS-S Customer 4506	3.53%	\$ 9,932.62	\$ 10,060.18	1.28%	\$ 32,542.54	\$ 32,670.10	0.39%	\$ 3,736.17
MGS-S Customer 4507	4.07%	\$ 5,231.57	\$ 5,323.32	1.75%	\$ 12,489.60	\$ 12,581.35	0.73%	\$ 2,345.22
MGS-S Customer 4508	3.91%	\$ 17,963.58	\$ 18,220.23	1.43%	\$ 54,985.01	\$ 55,241.66	0.47%	\$ 6,813.14
MGS-S Customer 4509	4.27%	\$ 4,222.88	\$ 4,305.03	1.95%	\$ 10,107.46	\$ 10,189.61	0.81%	\$ 2,004.48
MGS-S Customer 4510	3.65%	\$ 4,866.16	\$ 4,939.47	1.51%	\$ 11,973.47	\$ 12,046.78	0.61%	\$ 2,083.93
MGS-S Customer 4511	4.17%	\$ 5,969.72	\$ 6,072.97	1.73%	\$ 16,920.75	\$ 17,024.00	0.61%	\$ 2,576.64
MGS-S Customer 4512	3.04%	\$ 60,125.61	\$ 60,719.58	0.99%	\$ 249,517.64	\$ 250,111.61	0.24%	\$ 20,134.39
MGS-S Customer 4513	2.92%	\$ 3,007.41	\$ 3,048.55	1.37%	\$ 7,824.42	\$ 7,865.56	0.53%	\$ 1,451.12
MGS-S Customer 4514	4.28%	\$ 7,947.40	\$ 8,080.04	1.67%	\$ 23,286.15	\$ 23,418.79	0.57%	\$ 3,235.13
MGS-S Customer 4515	3.63%	\$ 11,485.83	\$ 11,643.68	1.37%	\$ 19,792.80	\$ 19,950.65	0.80%	\$ 4,512.04
MGS-S Customer 4516	3.52%	\$ 5,804.78	\$ 5,892.18	1.51%	\$ 9,351.52	\$ 9,438.92	0.93%	\$ 2,568.32
MGS-S Customer 4517	5.17%	\$ 647.16	\$ 680.00	5.07%	\$ 663.84	\$ 696.68	4.95%	\$ 668.12

Internal Use

Customer	Distribution % Difference	Delivery 8/24 Prices	Delivery 1/25 Prices	Delivery % Difference	Bundled 8/24 Prices	Bundled 1/25 Prices	Bundled % Difference	Distribution 1/25 Prices
MGS-S Customer 4518	3.55%	\$ 40,800.50	\$ 41,278.55	1.17%	\$ 158,528.64	\$ 159,006.69	0.30%	\$ 13,934.39
MGS-S Customer 4519	3.66%	\$ 3,525.03	\$ 3,581.78	1.61%	\$ 12,005.79	\$ 12,062.54	0.47%	\$ 1,607.51
MGS-S Customer 4520	3.94%	\$ 10,525.62	\$ 10,673.12	1.40%	\$ 40,600.27	\$ 40,747.77	0.36%	\$ 3,892.77
MGS-S Customer 4521	5.49%	\$ 1,251.20	\$ 1,296.60	3.63%	\$ 2,242.78	\$ 2,288.18	2.02%	\$ 872.61
MGS-S Customer 4522	3.46%	\$ 13,257.83	\$ 13,416.27	1.20%	\$ 58,152.14	\$ 58,310.58	0.27%	\$ 4,734.21
MGS-S Customer 4523	3.85%	\$ 5,078.03	\$ 5,162.40	1.66%	\$ 14,621.33	\$ 14,705.70	0.58%	\$ 2,274.47
MGS-S Customer 4524	3.95%	\$ 5,009.44	\$ 5,089.05	1.59%	\$ 17,864.45	\$ 17,944.06	0.45%	\$ 2,094.32
MGS-S Customer 4525	4.16%	\$ 7,233.12	\$ 7,352.96	1.66%	\$ 20,528.84	\$ 20,648.68	0.58%	\$ 3,000.04
MGS-S Customer 4526	4.80%	\$ 1,573.58	\$ 1,624.10	3.21%	\$ 4,705.20	\$ 4,755.72	1.07%	\$ 1,102.07
MGS-S Customer 4527	5.41%	\$ 1,341.32	\$ 1,394.81	3.99%	\$ 1,627.55	\$ 1,681.04	3.29%	\$ 1,042.58
MGS-S Customer 4528	4.01%	\$ 3,597.35	\$ 3,661.03	1.77%	\$ 9,340.47	\$ 9,404.15	0.68%	\$ 1,653.30
MGS-S Customer 4529	3.69%	\$ 5,665.92	\$ 5,752.86	1.53%	\$ 19,730.75	\$ 19,817.69	0.44%	\$ 2,446.19
MGS-S Customer 4530	3.48%	\$ 5,330.31	\$ 5,405.21	1.41%	\$ 15,308.84	\$ 15,383.74	0.49%	\$ 2,224.33
MGS-S Customer 4531	4.51%	\$ 7,570.84	\$ 7,706.29	1.79%	\$ 18,403.04	\$ 18,538.49	0.74%	\$ 3,137.47
MGS-S Customer 4532	5.53%	\$ 4,825.50	\$ 4,941.67	2.41%	\$ 11,237.63	\$ 11,353.80	1.03%	\$ 2,216.39
MGS-S Customer 4533	3.62%	\$ 8,522.37	\$ 8,641.95	1.40%	\$ 25,188.41	\$ 25,307.99	0.47%	\$ 3,421.41
MGS-S Customer 4534	3.82%	\$ 5,365.06	\$ 5,446.47	1.52%	\$ 18,552.12	\$ 18,633.53	0.44%	\$ 2,215.17
MGS-S Customer 4535	1.39%	\$ 19,359.76	\$ 19,466.37	0.55%	\$ 39,470.17	\$ 39,576.78	0.27%	\$ 7,800.27
MGS-S Customer 4536	3.69%	\$ 8,439.02	\$ 8,557.94	1.41%	\$ 32,432.79	\$ 32,551.71	0.37%	\$ 3,340.87
MGS-S Customer 4537	3.44%	\$ 7,183.74	\$ 7,283.97	1.40%	\$ 15,003.95	\$ 15,104.18	0.67%	\$ 3,017.21
MGS-S Customer 4538	2.70%	\$ 2,006.58	\$ 2,036.06	1.47%	\$ 4,364.87	\$ 4,394.35	0.68%	\$ 1,120.27
MGS-S Customer 4539	3.68%	\$ 8,795.39	\$ 8,918.99	1.41%	\$ 30,688.31	\$ 30,811.91	0.40%	\$ 3,479.75
MGS-S Customer 4540	4.64%	\$ 9,315.68	\$ 9,480.87	1.77%	\$ 23,020.92	\$ 23,186.11	0.72%	\$ 3,726.31
MGS-S Customer 4541	6.13%	\$ 11,032.19	\$ 11,286.99	2.31%	\$ 14,702.00	\$ 14,956.80	1.73%	\$ 4,409.59
MGS-S Customer 4542	4.32%	\$ 3,268.51	\$ 3,331.58	1.93%	\$ 11,226.40	\$ 11,289.47	0.56%	\$ 1,524.02
MGS-S Customer 4543	2.04%	\$ 3,223.20	\$ 3,253.74	0.95%	\$ 6,995.73	\$ 7,026.27	0.44%	\$ 1,530.63
MGS-S Customer 4544	3.91%	\$ 10,099.33	\$ 10,250.98	1.50%	\$ 18,699.16	\$ 18,850.81	0.81%	\$ 4,029.85
MGS-S Customer 4545	2.91%	\$ 13,840.88	\$ 13,981.76	1.02%	\$ 52,114.64	\$ 52,255.52	0.27%	\$ 4,978.27
MGS-S Customer 4546	4.98%	\$ 14,113.42	\$ 14,363.16	1.77%	\$ 47,638.38	\$ 47,888.12	0.52%	\$ 5,262.08
MGS-S Customer 4547	3.71%	\$ 6,265.74	\$ 6,360.81	1.52%	\$ 19,876.26	\$ 19,971.33	0.48%	\$ 2,658.30
MGS-S Customer 4548	-0.03%	\$ 63,303.72	\$ 63,294.64	-0.01%	\$ 127,268.52	\$ 127,259.44	-0.01%	\$ 26,640.15
MGS-S Customer 4549	4.56%	\$ 4,272.92	\$ 4,362.08	2.09%	\$ 7,450.36	\$ 7,539.52	1.20%	\$ 2,042.38
MGS-S Customer 4550	3.26%	\$ 6,171.36	\$ 6,251.54	1.30%	\$ 13,280.73	\$ 13,360.91	0.60%	\$ 2,536.12
MGS-S Customer 4551	3.67%	\$ 10,894.59	\$ 11,040.96	1.34%	\$ 42,623.32	\$ 42,769.69	0.34%	\$ 4,140.36
MGS-S Customer 4552	4.37%	\$ 3,482.39	\$ 3,555.65	2.10%	\$ 8,811.65	\$ 8,884.91	0.83%	\$ 1,750.73
MGS-S Customer 4553	3.63%	\$ 9,060.78	\$ 9,182.31	1.34%	\$ 27,103.01	\$ 27,224.54	0.45%	\$ 3,465.97
MGS-S Customer 4554	5.35%	\$ 1,190.54	\$ 1,240.74	4.22%	\$ 1,559.84	\$ 1,610.04	3.22%	\$ 989.20
MGS-S Customer 4555	4.75%	\$ 7,074.00	\$ 7,208.61	1.90%	\$ 17,933.62	\$ 18,068.23	0.75%	\$ 2,965.54
MGS-S Customer 4556	3.56%	\$ 22,831.68	\$ 23,107.27	1.21%	\$ 94,516.13	\$ 94,791.72	0.29%	\$ 8,009.34
MGS-S Customer 4557	4.07%	\$ 7,767.98	\$ 7,892.67	1.61%	\$ 20,419.25	\$ 20,543.94	0.61%	\$ 3,190.34

Internal Use

Customer	Distribution % Difference	Delivery 8/24 Prices	Delivery 1/25 Prices	Delivery % Difference	Bundled 8/24 Prices	Bundled 1/25 Prices	Bundled % Difference	Distribution 1/25 Prices
MGS-S Customer 4558	4.19%	\$ 20,546.55	\$ 20,851.24	1.48%	\$ 80,566.97	\$ 80,871.66	0.38%	\$ 7,572.52
MGS-S Customer 4559	4.09%	\$ 5,377.76	\$ 5,470.66	1.73%	\$ 17,486.28	\$ 17,579.18	0.53%	\$ 2,361.79
MGS-S Customer 4560	3.39%	\$ 15,274.08	\$ 15,459.22	1.21%	\$ 49,553.18	\$ 49,738.32	0.37%	\$ 5,643.19
MGS-S Customer 4561	3.49%	\$ 5,106.13	\$ 5,184.14	1.53%	\$ 10,412.53	\$ 10,490.54	0.75%	\$ 2,312.61
MGS-S Customer 4562	4.03%	\$ 5,895.12	\$ 5,992.99	1.66%	\$ 19,878.48	\$ 19,976.35	0.49%	\$ 2,528.33
MGS-S Customer 4563	2.57%	\$ 13,746.70	\$ 13,876.46	0.94%	\$ 38,656.18	\$ 38,785.94	0.34%	\$ 5,169.50
MGS-S Customer 4564	3.04%	\$ 4,401.53	\$ 4,458.21	1.29%	\$ 11,640.02	\$ 11,696.70	0.49%	\$ 1,918.89
MGS-S Customer 4565	3.72%	\$ 6,878.16	\$ 6,979.95	1.48%	\$ 24,703.29	\$ 24,805.08	0.41%	\$ 2,841.57
MGS-S Customer 4566	3.72%	\$ 5,700.77	\$ 5,790.27	1.57%	\$ 14,751.37	\$ 14,840.87	0.61%	\$ 2,494.11
MGS-S Customer 4567	3.51%	\$ 11,313.37	\$ 11,459.77	1.29%	\$ 39,202.85	\$ 39,349.25	0.37%	\$ 4,312.01
MGS-S Customer 4568	1.47%	\$ 4,296.46	\$ 4,323.91	0.64%	\$ 9,115.99	\$ 9,143.44	0.30%	\$ 1,893.16
MGS-S Customer 4569	4.46%	\$ 3,954.59	\$ 4,035.20	2.04%	\$ 12,931.14	\$ 13,011.75	0.62%	\$ 1,889.72
MGS-S Customer 4570	4.09%	\$ 4,832.60	\$ 4,911.99	1.64%	\$ 19,170.18	\$ 19,249.57	0.41%	\$ 2,022.77
MGS-S Customer 4571	5.94%	\$ 3,229.57	\$ 3,315.36	2.66%	\$ 9,175.28	\$ 9,261.07	0.94%	\$ 1,529.79
MGS-S Customer 4572	3.88%	\$ 4,451.34	\$ 4,528.74	1.74%	\$ 11,494.55	\$ 11,571.95	0.67%	\$ 2,074.15
MGS-S Customer 4573	3.70%	\$ 13,457.17	\$ 13,633.75	1.31%	\$ 57,809.75	\$ 57,986.33	0.31%	\$ 4,942.97
MGS-S Customer 4574	4.58%	\$ 4,260.31	\$ 4,340.14	1.87%	\$ 19,196.17	\$ 19,276.00	0.42%	\$ 1,821.04
MGS-S Customer 4575	3.62%	\$ 7,909.65	\$ 8,015.68	1.34%	\$ 29,675.39	\$ 29,781.42	0.36%	\$ 3,038.83
MGS-S Customer 4576	3.84%	\$ 6,809.26	\$ 6,913.48	1.53%	\$ 24,606.97	\$ 24,711.19	0.42%	\$ 2,818.51
MGS-S Customer 4577	3.04%	\$ 23,043.43	\$ 23,285.88	1.05%	\$ 74,489.50	\$ 74,731.95	0.33%	\$ 8,217.66
MGS-S Customer 4578	2.90%	\$ 14,049.88	\$ 14,191.76	1.01%	\$ 55,038.54	\$ 55,180.42	0.26%	\$ 5,031.53
MGS-S Customer 4579	2.88%	\$ 14,064.41	\$ 14,211.74	1.05%	\$ 42,091.00	\$ 42,238.33	0.35%	\$ 5,261.15
MGS-S Customer 4580	5.26%	\$ 2,060.47	\$ 2,122.23	3.00%	\$ 10,472.79	\$ 10,534.55	0.59%	\$ 1,235.49
MGS-S Customer 4581	2.49%	\$ 6,765.08	\$ 6,831.61	0.98%	\$ 13,310.10	\$ 13,376.63	0.50%	\$ 2,742.06
MGS-S Customer 4582	3.66%	\$ 8,596.34	\$ 8,713.21	1.36%	\$ 26,404.33	\$ 26,521.20	0.44%	\$ 3,306.22
MGS-S Customer 4583	3.11%	\$ 13,232.77	\$ 13,379.90	1.11%	\$ 54,957.29	\$ 55,104.42	0.27%	\$ 4,877.46
MGS-S Customer 4584	3.88%	\$ 11,269.33	\$ 11,425.58	1.39%	\$ 36,234.80	\$ 36,391.05	0.43%	\$ 4,187.50
MGS-S Customer 4585	2.18%	\$ 3,392.58	\$ 3,426.32	0.99%	\$ 8,752.69	\$ 8,786.43	0.39%	\$ 1,578.65
MGS-S Customer 4586	3.79%	\$ 6,257.06	\$ 6,350.03	1.49%	\$ 16,955.11	\$ 17,048.08	0.55%	\$ 2,543.27
MGS-S Customer 4587	4.47%	\$ 7,015.29	\$ 7,135.97	1.72%	\$ 16,640.86	\$ 16,761.54	0.73%	\$ 2,818.78
MGS-S Customer 4588	3.77%	\$ 7,382.70	\$ 7,487.04	1.41%	\$ 26,601.85	\$ 26,706.19	0.39%	\$ 2,874.44
MGS-S Customer 4589	3.81%	\$ 4,718.39	\$ 4,798.18	1.69%	\$ 10,431.92	\$ 10,511.71	0.76%	\$ 2,176.25
MGS-S Customer 4590	3.92%	\$ 4,606.91	\$ 4,681.92	1.63%	\$ 12,268.63	\$ 12,343.64	0.61%	\$ 1,990.89
MGS-S Customer 4591	3.88%	\$ 8,311.34	\$ 8,440.70	1.56%	\$ 17,639.83	\$ 17,769.19	0.73%	\$ 3,462.96
MGS-S Customer 4592	3.45%	\$ 6,624.91	\$ 6,719.18	1.42%	\$ 14,065.76	\$ 14,160.03	0.67%	\$ 2,825.60
MGS-S Customer 4593	3.55%	\$ 5,159.12	\$ 5,233.52	1.44%	\$ 14,135.67	\$ 14,210.07	0.53%	\$ 2,172.17
MGS-S Customer 4594	3.72%	\$ 4,407.35	\$ 4,481.49	1.68%	\$ 9,922.17	\$ 9,996.31	0.75%	\$ 2,069.00
MGS-S Customer 4595	2.49%	\$ 10,341.60	\$ 10,441.62	0.97%	\$ 16,959.75	\$ 17,059.77	0.59%	\$ 4,116.00
MGS-S Customer 4596	4.42%	\$ 4,934.69	\$ 5,029.79	1.93%	\$ 11,824.67	\$ 11,919.77	0.80%	\$ 2,246.05
MGS-S Customer 4597	4.91%	\$ 3,805.91	\$ 3,892.62	2.28%	\$ 10,777.59	\$ 10,864.30	0.80%	\$ 1,853.86

Customer	Distribution % Difference	Delivery 8/24 Prices	Delivery 1/25 Prices	Delivery % Difference	Bundled 8/24 Prices	Bundled 1/25 Prices	Bundled % Difference	Distribution 1/25 Prices
MGS-S Customer 4598	3.74%	\$ 13,176.06	\$ 13,351.48	1.33%	\$ 55,496.01	\$ 55,671.43	0.32%	\$ 4,859.97
MGS-S Customer 4599	3.15%	\$ 12,869.13	\$ 13,018.01	1.16%	\$ 37,641.49	\$ 37,790.37	0.40%	\$ 4,871.70
MGS-S Customer 4600	3.57%	\$ 6,831.02	\$ 6,923.88	1.36%	\$ 24,242.06	\$ 24,334.92	0.38%	\$ 2,694.14
MGS-S Customer 4601	3.60%	\$ 8,753.95	\$ 8,873.09	1.36%	\$ 35,543.30	\$ 35,662.44	0.34%	\$ 3,429.96
MGS-S Customer 4602	3.92%	\$ 31,678.36	\$ 32,097.25	1.32%	\$ 103,390.24	\$ 103,809.13	0.41%	\$ 11,095.62
MGS-S Customer 4603	3.42%	\$ 13,156.90	\$ 13,317.88	1.22%	\$ 53,542.25	\$ 53,703.23	0.30%	\$ 4,863.77
MGS-S Customer 4604	3.46%	\$ 8,080.21	\$ 8,190.46	1.36%	\$ 21,129.12	\$ 21,239.37	0.52%	\$ 3,292.14
MGS-S Customer 4605	4.26%	\$ 6,610.44	\$ 6,719.78	1.65%	\$ 15,980.86	\$ 16,090.20	0.68%	\$ 2,678.27
MGS-S Customer 4606	3.42%	\$ 4,956.51	\$ 5,030.68	1.50%	\$ 13,077.34	\$ 13,151.51	0.57%	\$ 2,240.27
MGS-S Customer 4607	3.80%	\$ 12,323.97	\$ 12,489.16	1.34%	\$ 43,591.65	\$ 43,756.84	0.38%	\$ 4,509.25
MGS-S Customer 4608	5.15%	\$ 3,135.98	\$ 3,216.07	2.55%	\$ 8,300.13	\$ 8,380.22	0.96%	\$ 1,633.80
MGS-S Customer 4609	3.84%	\$ 5,310.40	\$ 5,392.36	1.54%	\$ 15,356.46	\$ 15,438.42	0.53%	\$ 2,218.55
MGS-S Customer 4610	3.62%	\$ 7,750.57	\$ 7,857.29	1.38%	\$ 19,167.80	\$ 19,274.52	0.56%	\$ 3,056.95
MGS-S Customer 4611	3.47%	\$ 18,033.41	\$ 18,262.24	1.27%	\$ 22,247.45	\$ 22,476.28	1.03%	\$ 6,817.43
MGS-S Customer 4612	4.21%	\$ 2,969.12	\$ 3,032.72	2.14%	\$ 8,024.14	\$ 8,087.74	0.79%	\$ 1,573.29
MGS-S Customer 4613	3.37%	\$ 3,968.49	\$ 4,026.16	1.45%	\$ 11,537.32	\$ 11,594.99	0.50%	\$ 1,767.26
MGS-S Customer 4614	4.15%	\$ 4,405.40	\$ 4,480.51	1.70%	\$ 16,994.06	\$ 17,069.17	0.44%	\$ 1,886.63
MGS-S Customer 4615	3.80%	\$ 4,976.81	\$ 5,054.85	1.57%	\$ 11,043.18	\$ 11,121.22	0.71%	\$ 2,130.52
MGS-S Customer 4616	3.77%	\$ 3,919.96	\$ 3,988.30	1.74%	\$ 12,366.33	\$ 12,434.67	0.55%	\$ 1,878.77
MGS-S Customer 4617	4.48%	\$ 2,635.34	\$ 2,698.09	2.38%	\$ 6,717.87	\$ 6,780.62	0.93%	\$ 1,464.70
MGS-S Customer 4618	4.14%	\$ 9,302.91	\$ 9,451.13	1.59%	\$ 21,925.96	\$ 22,074.18	0.68%	\$ 3,725.76
MGS-S Customer 4619	4.21%	\$ 17,446.25	\$ 17,707.11	1.50%	\$ 44,778.12	\$ 45,038.98	0.58%	\$ 6,458.96
MGS-S Customer 4620	3.89%	\$ 13,809.46	\$ 13,996.08	1.35%	\$ 51,765.11	\$ 51,951.73	0.36%	\$ 4,979.82
MGS-S Customer 4621	1.53%	\$ 3,469.94	\$ 3,494.17	0.70%	\$ 7,633.82	\$ 7,658.05	0.32%	\$ 1,611.67
MGS-S Customer 4622	4.39%	\$ 10,839.07	\$ 11,015.90	1.63%	\$ 31,625.92	\$ 31,802.75	0.56%	\$ 4,205.02
MGS-S Customer 4623	4.82%	\$ 7,770.02	\$ 7,917.14	1.89%	\$ 19,945.96	\$ 20,093.08	0.74%	\$ 3,199.37
MGS-S Customer 4624	1.93%	\$ 2,510.64	\$ 2,535.09	0.97%	\$ 5,501.95	\$ 5,526.40	0.44%	\$ 1,288.75
MGS-S Customer 4625	5.35%	\$ 1,951.80	\$ 2,006.27	2.79%	\$ 9,080.71	\$ 9,135.18	0.60%	\$ 1,073.30
MGS-S Customer 4626	4.75%	\$ 5,605.82	\$ 5,718.28	2.01%	\$ 12,534.77	\$ 12,647.23	0.90%	\$ 2,481.36
MGS-S Customer 4627	3.63%	\$ 7,453.66	\$ 7,558.98	1.41%	\$ 30,004.74	\$ 30,110.06	0.35%	\$ 3,007.77
MGS-S Customer 4628	4.16%	\$ 6,200.66	\$ 6,306.84	1.71%	\$ 17,105.98	\$ 17,212.16	0.62%	\$ 2,657.35
MGS-S Customer 4629	4.26%	\$ 5,308.31	\$ 5,401.18	1.75%	\$ 8,021.27	\$ 8,114.14	1.16%	\$ 2,271.90
MGS-S Customer 4630	3.43%	\$ 10,111.76	\$ 10,243.12	1.30%	\$ 28,010.02	\$ 28,141.38	0.47%	\$ 3,964.14
MGS-S Customer 4631	4.44%	\$ 5,233.73	\$ 5,331.46	1.87%	\$ 19,146.47	\$ 19,244.20	0.51%	\$ 2,300.42
MGS-S Customer 4632	4.43%	\$ 5,189.28	\$ 5,282.91	1.80%	\$ 11,628.04	\$ 11,721.67	0.81%	\$ 2,204.72
MGS-S Customer 4633	3.69%	\$ 3,715.11	\$ 3,775.39	1.62%	\$ 9,395.73	\$ 9,456.01	0.64%	\$ 1,693.65
MGS-S Customer 4634	4.49%	\$ 35,450.17	\$ 35,997.15	1.54%	\$ 95,541.43	\$ 96,088.41	0.57%	\$ 12,736.49
MGS-S Customer 4635	4.07%	\$ 6,699.86	\$ 6,810.74	1.65%	\$ 16,985.42	\$ 17,096.30	0.65%	\$ 2,835.13
MGS-S Customer 4636	5.87%	\$ 5,852.53	\$ 5,997.27	2.47%	\$ 7,861.29	\$ 8,006.03	1.84%	\$ 2,608.37
MGS-S Customer 4637	4.62%	\$ 4,420.29	\$ 4,505.53	1.93%	\$ 12,028.54	\$ 12,113.78	0.71%	\$ 1,929.10

Internal Use

Customer	Distribution % Difference	Delivery 8/24 Prices	Delivery 1/25 Prices	Delivery % Difference	Bundled 8/24 Prices	Bundled 1/25 Prices	Bundled % Difference	Distribution 1/25 Prices
MGS-S Customer 4638	3.71%	\$ 3,580.11	\$ 3,643.61	1.77%	\$ 9,845.64	\$ 9,909.14	0.64%	\$ 1,775.71
MGS-S Customer 4639	3.57%	\$ 4,021.15	\$ 4,087.18	1.64%	\$ 12,095.59	\$ 12,161.62	0.55%	\$ 1,915.82
MGS-S Customer 4640	3.30%	\$ 12,801.50	\$ 12,956.07	1.21%	\$ 39,402.08	\$ 39,556.65	0.39%	\$ 4,836.73
MGS-S Customer 4641	3.20%	\$ 3,828.51	\$ 3,886.25	1.51%	\$ 9,549.46	\$ 9,607.20	0.60%	\$ 1,864.04
MGS-S Customer 4642	3.81%	\$ 9,607.35	\$ 9,740.26	1.38%	\$ 33,033.92	\$ 33,166.83	0.40%	\$ 3,619.29
MGS-S Customer 4643	4.05%	\$ 5,778.20	\$ 5,875.93	1.69%	\$ 16,242.58	\$ 16,340.31	0.60%	\$ 2,512.71
MGS-S Customer 4644	4.10%	\$ 9,040.05	\$ 9,180.18	1.55%	\$ 32,907.44	\$ 33,047.57	0.43%	\$ 3,554.00
MGS-S Customer 4645	4.31%	\$ 3,187.62	\$ 3,254.89	2.11%	\$ 11,216.24	\$ 11,283.51	0.60%	\$ 1,628.61
MGS-S Customer 4646	4.05%	\$ 5,597.63	\$ 5,686.90	1.59%	\$ 19,191.01	\$ 19,280.28	0.47%	\$ 2,294.36
MGS-S Customer 4647	3.59%	\$ 7,303.36	\$ 7,403.16	1.37%	\$ 21,852.10	\$ 21,951.90	0.46%	\$ 2,878.94
MGS-S Customer 4648	3.69%	\$ 8,106.45	\$ 8,222.81	1.44%	\$ 25,913.30	\$ 26,029.66	0.45%	\$ 3,269.05
MGS-S Customer 4649	3.88%	\$ 11,681.29	\$ 11,847.57	1.42%	\$ 42,646.74	\$ 42,813.02	0.39%	\$ 4,446.71
MGS-S Customer 4650	5.73%	\$ 2,039.42	\$ 2,101.14	3.03%	\$ 4,484.89	\$ 4,546.61	1.38%	\$ 1,138.16
MGS-S Customer 4651	4.77%	\$ 2,572.74	\$ 2,638.25	2.55%	\$ 7,456.83	\$ 7,522.34	0.88%	\$ 1,438.05
MGS-S Customer 4652	3.83%	\$ 6,098.67	\$ 6,195.35	1.59%	\$ 16,672.40	\$ 16,769.08	0.58%	\$ 2,622.36
MGS-S Customer 4653	4.75%	\$ 5,793.21	\$ 5,900.76	1.86%	\$ 18,493.62	\$ 18,601.17	0.58%	\$ 2,372.24
MGS-S Customer 4654	2.32%	\$ 27,207.41	\$ 27,448.93	0.89%	\$ 38,639.49	\$ 38,881.01	0.63%	\$ 10,651.46
MGS-S Customer 4655	3.87%	\$ 7,020.40	\$ 7,128.68	1.54%	\$ 23,150.32	\$ 23,258.60	0.47%	\$ 2,904.06
MGS-S Customer 4656	3.80%	\$ 3,633.33	\$ 3,693.42	1.65%	\$ 13,005.69	\$ 13,065.78	0.46%	\$ 1,639.36
MGS-S Customer 4657	3.88%	\$ 5,938.36	\$ 6,034.01	1.61%	\$ 17,608.91	\$ 17,704.56	0.54%	\$ 2,559.06
MGS-S Customer 4658	3.57%	\$ 9,130.21	\$ 9,252.50	1.34%	\$ 37,549.87	\$ 37,672.16	0.33%	\$ 3,549.10
MGS-S Customer 4659	3.49%	\$ 64,979.48	\$ 65,723.81	1.15%	\$ 218,760.09	\$ 219,504.42	0.34%	\$ 22,088.29
MGS-S Customer 4660	4.03%	\$ 3,649.09	\$ 3,718.51	1.90%	\$ 11,350.23	\$ 11,419.65	0.61%	\$ 1,790.73
MGS-S Customer 4661	3.44%	\$ 4,370.65	\$ 4,433.47	1.44%	\$ 14,208.52	\$ 14,271.34	0.44%	\$ 1,891.28
MGS-S Customer 4662	5.30%	\$ 859.34	\$ 896.55	4.33%	\$ 1,259.26	\$ 1,296.47	2.95%	\$ 739.66
MGS-S Customer 4663	2.06%	\$ 32,461.30	\$ 32,715.51	0.78%	\$ 79,629.34	\$ 79,883.55	0.32%	\$ 12,582.91
MGS-S Customer 4664	4.01%	\$ 4,843.21	\$ 4,921.71	1.62%	\$ 17,990.84	\$ 18,069.34	0.44%	\$ 2,034.61
MGS-S Customer 4665	4.03%	\$ 4,863.24	\$ 4,949.06	1.76%	\$ 12,028.49	\$ 12,114.31	0.71%	\$ 2,217.38
MGS-S Customer 4666	3.61%	\$ 10,811.07	\$ 10,950.89	1.29%	\$ 36,940.77	\$ 37,080.59	0.38%	\$ 4,017.42
MGS-S Customer 4667	3.96%	\$ 7,992.65	\$ 8,109.60	1.46%	\$ 30,183.23	\$ 30,300.18	0.39%	\$ 3,066.92
MGS-S Customer 4668	3.05%	\$ 6,730.44	\$ 6,810.82	1.19%	\$ 16,000.88	\$ 16,081.26	0.50%	\$ 2,713.98
MGS-S Customer 4669	3.47%	\$ 9,465.46	\$ 9,589.57	1.31%	\$ 32,277.06	\$ 32,401.17	0.38%	\$ 3,704.76
MGS-S Customer 4670	4.10%	\$ 4,730.59	\$ 4,809.47	1.67%	\$ 16,621.32	\$ 16,700.20	0.47%	\$ 2,004.67
MGS-S Customer 4671	3.58%	\$ 11,804.74	\$ 11,958.24	1.30%	\$ 44,822.37	\$ 44,975.87	0.34%	\$ 4,447.13
MGS-S Customer 4672	3.72%	\$ 10,650.61	\$ 10,795.35	1.36%	\$ 45,130.81	\$ 45,275.55	0.32%	\$ 4,036.37
MGS-S Customer 4673	3.94%	\$ 7,072.14	\$ 7,179.97	1.52%	\$ 34,449.71	\$ 34,557.54	0.31%	\$ 2,842.60
MGS-S Customer 4674	3.49%	\$ 16,630.13	\$ 16,834.47	1.23%	\$ 59,026.52	\$ 59,230.86	0.35%	\$ 6,058.50
MGS-S Customer 4675	3.57%	\$ 4,327.34	\$ 4,397.58	1.62%	\$ 10,150.22	\$ 10,220.46	0.69%	\$ 2,038.34
MGS-S Customer 4676	2.85%	\$ 8,783.10	\$ 8,878.21	1.08%	\$ 17,019.23	\$ 17,114.34	0.56%	\$ 3,433.30
MGS-S Customer 4677	4.45%	\$ 3,940.46	\$ 4,015.62	1.90%	\$ 11,595.90	\$ 11,670.96	0.65%	\$ 1,760.83

Customer	Distribution % Difference	Delivery 8/24 Prices	Delivery 1/25 Prices	Delivery % Difference	Bundled 8/24 Prices	Bundled 1/25 Prices	Bundled % Difference	Distribution 1/25 Prices
MGS-S Customer 4678	3.70%	\$ 11,407.59	\$ 11,563.81	1.37%	\$ 35,403.19	\$ 35,559.41	0.44%	\$ 4,374.15
MGS-S Customer 4679	3.45%	\$ 5,940.23	\$ 6,025.54	1.44%	\$ 17,238.62	\$ 17,323.93	0.49%	\$ 2,560.02
MGS-S Customer 4680	5.07%	\$ 3,403.46	\$ 3,486.23	2.43%	\$ 10,198.61	\$ 10,281.38	0.81%	\$ 1,715.26
MGS-S Customer 4681	3.87%	\$ 4,157.33	\$ 4,224.55	1.62%	\$ 15,932.77	\$ 15,999.99	0.42%	\$ 1,804.95
MGS-S Customer 4682	3.84%	\$ 3,886.56	\$ 3,955.99	1.79%	\$ 10,666.39	\$ 10,735.82	0.65%	\$ 1,879.22
MGS-S Customer 4683	3.90%	\$ 4,424.07	\$ 4,495.17	1.61%	\$ 16,892.06	\$ 16,963.16	0.42%	\$ 1,893.03
MGS-S Customer 4684	3.48%	\$ 44,919.55	\$ 45,443.53	1.17%	\$ 135,078.15	\$ 135,602.13	0.39%	\$ 15,562.73
MGS-S Customer 4685	3.90%	\$ 4,652.65	\$ 4,728.03	1.62%	\$ 12,179.54	\$ 12,254.92	0.62%	\$ 2,007.72
MGS-S Customer 4686	3.14%	\$ 34,526.03	\$ 34,882.86	1.03%	\$ 155,718.65	\$ 156,075.48	0.23%	\$ 11,716.57
MGS-S Customer 4687	3.85%	\$ 24,512.69	\$ 24,836.72	1.32%	\$ 76,571.22	\$ 76,895.25	0.42%	\$ 8,738.77
MGS-S Customer 4688	4.17%	\$ 4,523.95	\$ 4,607.78	1.85%	\$ 12,771.39	\$ 12,855.22	0.66%	\$ 2,092.16
MGS-S Customer 4689	4.68%	\$ 2,433.07	\$ 2,494.32	2.52%	\$ 9,947.05	\$ 10,008.30	0.62%	\$ 1,370.36
MGS-S Customer 4690	2.77%	\$ 7,723.90	\$ 7,810.49	1.12%	\$ 13,527.24	\$ 13,613.83	0.64%	\$ 3,214.90
MGS-S Customer 4691	3.95%	\$ 3,964.28	\$ 4,031.71	1.70%	\$ 10,584.15	\$ 10,651.58	0.64%	\$ 1,774.65
MGS-S Customer 4692	3.72%	\$ 11,249.78	\$ 11,408.70	1.41%	\$ 20,217.19	\$ 20,376.11	0.79%	\$ 4,426.12
MGS-S Customer 4693	4.80%	\$ 20,806.71	\$ 21,149.70	1.65%	\$ 69,583.58	\$ 69,926.57	0.49%	\$ 7,486.47
MGS-S Customer 4694	2.05%	\$ 40,616.74	\$ 40,928.93	0.77%	\$ 109,942.79	\$ 110,254.98	0.28%	\$ 15,516.49
MGS-S Customer 4695	3.60%	\$ 3,925.42	\$ 3,991.40	1.68%	\$ 9,671.63	\$ 9,737.61	0.68%	\$ 1,899.15
MGS-S Customer 4696	4.50%	\$ 11,262.22	\$ 11,452.83	1.69%	\$ 21,975.58	\$ 22,166.19	0.87%	\$ 4,425.15
MGS-S Customer 4697	4.91%	\$ 3,132.12	\$ 3,202.53	2.25%	\$ 7,353.71	\$ 7,424.12	0.96%	\$ 1,504.87
MGS-S Customer 4698	4.34%	\$ 4,964.32	\$ 5,059.21	1.91%	\$ 8,497.35	\$ 8,592.24	1.12%	\$ 2,279.88
MGS-S Customer 4699	2.09%	\$ 13,820.56	\$ 13,938.33	0.85%	\$ 25,589.72	\$ 25,707.49	0.46%	\$ 5,758.99
MGS-S Customer 4700	4.17%	\$ 3,727.87	\$ 3,801.15	1.97%	\$ 9,732.08	\$ 9,805.36	0.75%	\$ 1,830.74
MGS-S Customer 4701	3.81%	\$ 3,803.84	\$ 3,871.62	1.78%	\$ 10,874.48	\$ 10,942.26	0.62%	\$ 1,848.24
MGS-S Customer 4702	3.50%	\$ 25,473.89	\$ 25,796.77	1.27%	\$ 43,536.69	\$ 43,859.57	0.74%	\$ 9,554.75
MGS-S Customer 4703	3.97%	\$ 3,919.82	\$ 3,992.59	1.86%	\$ 8,792.02	\$ 8,864.79	0.83%	\$ 1,904.88
MGS-S Customer 4704	3.98%	\$ 6,123.72	\$ 6,227.04	1.69%	\$ 7,476.60	\$ 7,579.92	1.38%	\$ 2,697.44
MGS-S Customer 4705	4.30%	\$ 6,741.14	\$ 6,858.31	1.74%	\$ 18,066.95	\$ 18,184.12	0.65%	\$ 2,843.45
MGS-S Customer 4706	3.01%	\$ 8,590.87	\$ 8,690.62	1.16%	\$ 28,724.13	\$ 28,823.88	0.35%	\$ 3,416.23
MGS-S Customer 4707	3.68%	\$ 4,102.75	\$ 4,167.76	1.58%	\$ 9,395.44	\$ 9,460.45	0.69%	\$ 1,831.28
MGS-S Customer 4708	3.94%	\$ 5,222.82	\$ 5,305.99	1.59%	\$ 14,161.67	\$ 14,244.84	0.59%	\$ 2,196.37
MGS-S Customer 4709	5.70%	\$ 6,303.68	\$ 6,452.87	2.37%	\$ 7,921.65	\$ 8,070.84	1.88%	\$ 2,767.89
MGS-S Customer 4710	4.71%	\$ 4,168.84	\$ 4,257.83	2.13%	\$ 11,118.70	\$ 11,207.69	0.80%	\$ 1,979.83
MGS-S Customer 4711	2.98%	\$ 5,311.49	\$ 5,375.24	1.20%	\$ 17,064.99	\$ 17,128.74	0.37%	\$ 2,202.85
MGS-S Customer 4712	4.37%	\$ 4,311.78	\$ 4,396.49	1.96%	\$ 11,695.27	\$ 11,779.98	0.72%	\$ 2,025.18
MGS-S Customer 4713	3.35%	\$ 15,968.51	\$ 16,158.39	1.19%	\$ 55,074.11	\$ 55,263.99	0.34%	\$ 5,850.02
MGS-S Customer 4714	3.54%	\$ 3,601.52	\$ 3,657.82	1.56%	\$ 10,183.56	\$ 10,239.86	0.55%	\$ 1,647.19
MGS-S Customer 4715	4.93%	\$ 11,874.09	\$ 12,087.29	1.80%	\$ 37,085.23	\$ 37,298.43	0.57%	\$ 4,539.32
MGS-S Customer 4716	5.15%	\$ 10,495.50	\$ 10,697.38	1.92%	\$ 26,757.51	\$ 26,959.39	0.75%	\$ 4,123.83
MGS-S Customer 4717	3.39%	\$ 18,775.04	\$ 18,997.02	1.18%	\$ 65,422.04	\$ 65,644.02	0.34%	\$ 6,773.09

Internal Use

Customer	Distribution % Difference	Delivery 8/24 Prices	Delivery 1/25 Prices	Delivery % Difference	Bundled 8/24 Prices	Bundled 1/25 Prices	Bundled % Difference	Distribution 1/25 Prices
MGS-S Customer 4718	3.63%	\$ 4,861.16	\$ 4,938.70	1.60%	\$ 12,591.44	\$ 12,668.98	0.62%	\$ 2,210.84
MGS-S Customer 4719	3.81%	\$ 15,863.10	\$ 16,079.49	1.36%	\$ 44,374.17	\$ 44,590.56	0.49%	\$ 5,894.14
MGS-S Customer 4720	3.09%	\$ 4,182.80	\$ 4,242.55	1.43%	\$ 8,578.98	\$ 8,638.73	0.70%	\$ 1,996.15
MGS-S Customer 4721	3.69%	\$ 5,549.38	\$ 5,636.37	1.57%	\$ 14,305.06	\$ 14,392.05	0.61%	\$ 2,443.35
MGS-S Customer 4722	3.94%	\$ 4,888.79	\$ 4,965.32	1.57%	\$ 22,199.85	\$ 22,276.38	0.34%	\$ 2,020.59
MGS-S Customer 4723	3.68%	\$ 8,360.38	\$ 8,471.31	1.33%	\$ 39,673.54	\$ 39,784.47	0.28%	\$ 3,128.30
MGS-S Customer 4724	4.18%	\$ 3,661.40	\$ 3,733.84	1.98%	\$ 10,159.69	\$ 10,232.13	0.71%	\$ 1,804.12
MGS-S Customer 4725	4.03%	\$ 4,844.50	\$ 4,929.79	1.76%	\$ 13,327.43	\$ 13,412.72	0.64%	\$ 2,201.51
MGS-S Customer 4726	3.05%	\$ 14,237.78	\$ 14,395.63	1.11%	\$ 39,746.00	\$ 39,903.85	0.40%	\$ 5,341.09
MGS-S Customer 4727	3.69%	\$ 13,793.07	\$ 13,973.57	1.31%	\$ 56,948.17	\$ 57,128.67	0.32%	\$ 5,068.26
MGS-S Customer 4728	4.58%	\$ 6,618.26	\$ 6,740.22	1.84%	\$ 20,220.21	\$ 20,342.17	0.60%	\$ 2,786.05
MGS-S Customer 4729	3.78%	\$ 14,246.09	\$ 14,441.35	1.37%	\$ 38,885.91	\$ 39,081.17	0.50%	\$ 5,358.38
MGS-S Customer 4730	2.97%	\$ 28,820.81	\$ 29,109.60	1.00%	\$ 108,010.10	\$ 108,298.89	0.27%	\$ 10,027.39
MGS-S Customer 4731	3.46%	\$ 6,786.89	\$ 6,881.08	1.39%	\$ 23,937.18	\$ 24,031.37	0.39%	\$ 2,813.12
MGS-S Customer 4732	5.15%	\$ 2,452.09	\$ 2,521.15	2.82%	\$ 5,400.09	\$ 5,469.15	1.28%	\$ 1,410.82
MGS-S Customer 4733	4.36%	\$ 2,649.31	\$ 2,710.57	2.31%	\$ 7,098.74	\$ 7,160.00	0.86%	\$ 1,466.61
MGS-S Customer 4734	4.29%	\$ 5,764.25	\$ 5,860.90	1.68%	\$ 19,641.69	\$ 19,738.34	0.49%	\$ 2,351.53
MGS-S Customer 4735	4.40%	\$ 3,592.81	\$ 3,662.38	1.94%	\$ 9,657.58	\$ 9,727.15	0.72%	\$ 1,650.78
MGS-S Customer 4736	4.69%	\$ 3,103.62	\$ 3,175.49	2.32%	\$ 10,544.47	\$ 10,616.34	0.68%	\$ 1,604.76
MGS-S Customer 4737	4.03%	\$ 4,534.81	\$ 4,611.26	1.69%	\$ 11,322.19	\$ 11,398.64	0.68%	\$ 1,972.48
MGS-S Customer 4738	3.71%	\$ 3,298.43	\$ 3,353.91	1.68%	\$ 8,810.62	\$ 8,866.10	0.63%	\$ 1,549.89
MGS-S Customer 4739	3.65%	\$ 5,556.44	\$ 5,636.48	1.44%	\$ 19,931.95	\$ 20,011.99	0.40%	\$ 2,272.58
MGS-S Customer 4740	3.56%	\$ 29,345.83	\$ 29,704.64	1.22%	\$ 90,122.67	\$ 90,481.48	0.40%	\$ 10,437.72
MGS-S Customer 4741	4.99%	\$ 25,733.60	\$ 26,165.90	1.68%	\$ 90,966.73	\$ 91,399.03	0.48%	\$ 9,091.58
MGS-S Customer 4742	4.14%	\$ 6,117.84	\$ 6,221.90	1.70%	\$ 18,908.97	\$ 19,013.03	0.55%	\$ 2,615.00
MGS-S Customer 4743	4.82%	\$ 5,146.04	\$ 5,250.74	2.03%	\$ 18,034.98	\$ 18,139.68	0.58%	\$ 2,278.90
MGS-S Customer 4744	2.09%	\$ 42,084.20	\$ 42,410.31	0.77%	\$ 102,369.71	\$ 102,695.82	0.32%	\$ 15,924.87
MGS-S Customer 4745	3.19%	\$ 37,274.06	\$ 37,668.16	1.06%	\$ 149,746.07	\$ 150,140.17	0.26%	\$ 12,735.14
MGS-S Customer 4746	3.15%	\$ 4,959.03	\$ 5,022.84	1.29%	\$ 15,494.37	\$ 15,558.18	0.41%	\$ 2,089.75
MGS-S Customer 4747	3.22%	\$ 9,548.10	\$ 9,660.43	1.18%	\$ 31,516.43	\$ 31,628.76	0.36%	\$ 3,604.54
MGS-S Customer 4748	6.03%	\$ 6,768.43	\$ 6,931.07	2.40%	\$ 18,409.61	\$ 18,572.25	0.88%	\$ 2,860.75
MGS-S Customer 4749	3.21%	\$ 13,284.86	\$ 13,441.87	1.18%	\$ 34,355.08	\$ 34,512.09	0.46%	\$ 5,043.13
MGS-S Customer 4750	3.47%	\$ 4,645.56	\$ 4,712.26	1.44%	\$ 14,111.16	\$ 14,177.86	0.47%	\$ 1,989.68
MGS-S Customer 4751	3.80%	\$ 7,725.46	\$ 7,834.35	1.41%	\$ 29,960.14	\$ 30,069.03	0.36%	\$ 2,972.56
MGS-S Customer 4752	4.04%	\$ 9,692.39	\$ 9,837.45	1.50%	\$ 20,990.78	\$ 21,135.84	0.69%	\$ 3,736.79
MGS-S Customer 4753	4.91%	\$ 2,349.37	\$ 2,406.52	2.43%	\$ 8,007.71	\$ 8,064.86	0.71%	\$ 1,221.53
MGS-S Customer 4754	3.82%	\$ 3,343.46	\$ 3,406.17	1.88%	\$ 8,357.81	\$ 8,420.52	0.75%	\$ 1,702.64
MGS-S Customer 4755	4.07%	\$ 6,225.51	\$ 6,328.93	1.66%	\$ 20,131.40	\$ 20,234.82	0.51%	\$ 2,644.18
MGS-S Customer 4756	3.83%	\$ 6,329.23	\$ 6,429.00	1.58%	\$ 16,439.28	\$ 16,539.05	0.61%	\$ 2,705.92
MGS-S Customer 4757	4.25%	\$ 5,145.41	\$ 5,238.67	1.81%	\$ 16,411.81	\$ 16,505.07	0.57%	\$ 2,287.57

Internal Use

Customer	Distribution % Difference	Delivery 8/24 Prices	Delivery 1/25 Prices	Delivery % Difference	Bundled 8/24 Prices	Bundled 1/25 Prices	Bundled % Difference	Distribution 1/25 Prices
MGS-S Customer 4758	4.03%	\$ 5,733.31	\$ 5,823.92	1.58%	\$ 19,299.95	\$ 19,390.56	0.47%	\$ 2,341.69
MGS-S Customer 4759	2.68%	\$ 47,717.07	\$ 48,137.79	0.88%	\$ 202,475.78	\$ 202,896.50	0.21%	\$ 16,111.84
MGS-S Customer 4760	3.70%	\$ 11,170.80	\$ 11,325.87	1.39%	\$ 27,579.06	\$ 27,734.13	0.56%	\$ 4,345.58
MGS-S Customer 4761	2.97%	\$ 6,255.32	\$ 6,332.50	1.23%	\$ 16,392.79	\$ 16,469.97	0.47%	\$ 2,675.19
MGS-S Customer 4762	3.68%	\$ 4,435.17	\$ 4,508.33	1.65%	\$ 12,474.76	\$ 12,547.92	0.59%	\$ 2,060.60
MGS-S Customer 4763	4.34%	\$ 38,276.85	\$ 38,825.62	1.43%	\$ 141,296.97	\$ 141,845.74	0.39%	\$ 13,182.31
MGS-S Customer 4764	3.43%	\$ 12,159.47	\$ 12,310.53	1.24%	\$ 47,092.16	\$ 47,243.22	0.32%	\$ 4,555.58
MGS-S Customer 4765	3.53%	\$ 25,137.40	\$ 25,445.02	1.22%	\$ 95,075.91	\$ 95,383.53	0.32%	\$ 9,014.87
MGS-S Customer 4766	3.44%	\$ 50,957.53	\$ 51,540.19	1.14%	\$ 161,409.36	\$ 161,992.02	0.36%	\$ 17,515.98
MGS-S Customer 4767	4.21%	\$ 20,902.92	\$ 21,212.36	1.48%	\$ 47,887.43	\$ 48,196.87	0.65%	\$ 7,665.74
MGS-S Customer 4768	5.15%	\$ 14,735.18	\$ 15,006.94	1.84%	\$ 38,963.65	\$ 39,235.41	0.70%	\$ 5,547.14
MGS-S Customer 4769	4.86%	\$ 18,494.22	\$ 18,806.36	1.69%	\$ 60,221.03	\$ 60,533.17	0.52%	\$ 6,730.80
MGS-S Customer 4770	3.34%	\$ 8,099.95	\$ 8,202.72	1.27%	\$ 18,552.79	\$ 18,655.56	0.55%	\$ 3,183.50
MGS-S Customer 4771	5.24%	\$ 2,657.95	\$ 2,724.86	2.52%	\$ 6,436.42	\$ 6,503.33	1.04%	\$ 1,343.49
MGS-S Customer 4772	4.07%	\$ 6,337.25	\$ 6,436.86	1.57%	\$ 20,489.03	\$ 20,588.64	0.49%	\$ 2,548.10
MGS-S Customer 4773	2.55%	\$ 14,935.24	\$ 15,072.26	0.92%	\$ 49,790.23	\$ 49,927.25	0.28%	\$ 5,511.45
MGS-S Customer 4774	1.37%	\$ 3,623.47	\$ 3,646.01	0.62%	\$ 7,626.47	\$ 7,649.01	0.30%	\$ 1,665.44
MGS-S Customer 4775	3.86%	\$ 22,071.21	\$ 22,361.04	1.31%	\$ 86,488.49	\$ 86,778.32	0.34%	\$ 7,801.11
MGS-S Customer 4776	2.09%	\$ 3,860.76	\$ 3,896.46	0.92%	\$ 8,385.60	\$ 8,421.30	0.43%	\$ 1,746.62
MGS-S Customer 4777	3.55%	\$ 2,968.42	\$ 3,022.68	1.83%	\$ 6,473.57	\$ 6,527.83	0.84%	\$ 1,581.90
MGS-S Customer 4778	3.71%	\$ 11,932.60	\$ 12,092.97	1.34%	\$ 45,818.63	\$ 45,979.00	0.35%	\$ 4,486.68
MGS-S Customer 4779	4.13%	\$ 3,514.19	\$ 3,583.84	1.98%	\$ 9,412.82	\$ 9,482.47	0.74%	\$ 1,756.90
MGS-S Customer 4780	3.75%	\$ 5,862.45	\$ 5,953.75	1.56%	\$ 18,138.94	\$ 18,230.24	0.50%	\$ 2,527.61
MGS-S Customer 4781	3.77%	\$ 7,435.49	\$ 7,546.82	1.50%	\$ 21,518.03	\$ 21,629.36	0.52%	\$ 3,062.49
MGS-S Customer 4782	4.37%	\$ 8,655.20	\$ 8,797.29	1.64%	\$ 18,085.04	\$ 18,227.13	0.79%	\$ 3,391.16
MGS-S Customer 4783	3.34%	\$ 2,733.48	\$ 2,781.68	1.76%	\$ 7,610.25	\$ 7,658.45	0.63%	\$ 1,489.77
MGS-S Customer 4784	2.68%	\$ 6,427.33	\$ 6,500.13	1.13%	\$ 8,516.07	\$ 8,588.87	0.85%	\$ 2,790.31
MGS-S Customer 4785	4.59%	\$ 14,710.06	\$ 14,953.62	1.66%	\$ 36,959.48	\$ 37,203.04	0.66%	\$ 5,546.15
MGS-S Customer 4786	3.90%	\$ 15,656.17	\$ 15,871.54	1.38%	\$ 56,050.66	\$ 56,266.03	0.38%	\$ 5,738.75
MGS-S Customer 4787	3.82%	\$ 6,223.56	\$ 6,320.76	1.56%	\$ 19,980.11	\$ 20,077.31	0.49%	\$ 2,643.18
MGS-S Customer 4788	4.28%	\$ 8,225.10	\$ 8,362.68	1.67%	\$ 20,529.01	\$ 20,666.59	0.67%	\$ 3,353.49
MGS-S Customer 4789	3.26%	\$ 6,746.61	\$ 6,831.94	1.26%	\$ 18,925.97	\$ 19,011.30	0.45%	\$ 2,700.17
MGS-S Customer 4790	3.83%	\$ 7,059.11	\$ 7,162.24	1.46%	\$ 21,758.67	\$ 21,861.80	0.47%	\$ 2,794.28
MGS-S Customer 4791	4.03%	\$ 6,197.31	\$ 6,302.29	1.69%	\$ 9,588.66	\$ 9,693.64	1.09%	\$ 2,708.86
MGS-S Customer 4792	4.03%	\$ 9,288.03	\$ 9,425.59	1.48%	\$ 26,763.86	\$ 26,901.42	0.51%	\$ 3,551.99
MGS-S Customer 4793	4.09%	\$ 4,045.18	\$ 4,116.15	1.75%	\$ 10,017.17	\$ 10,088.14	0.71%	\$ 1,807.94
MGS-S Customer 4794	3.04%	\$ 4,779.76	\$ 4,839.59	1.25%	\$ 15,372.57	\$ 15,432.40	0.39%	\$ 2,026.56
MGS-S Customer 4795	3.72%	\$ 4,766.95	\$ 4,839.44	1.52%	\$ 15,639.02	\$ 15,711.51	0.46%	\$ 2,022.98
MGS-S Customer 4796	3.08%	\$ 55,294.06	\$ 55,860.87	1.03%	\$ 174,987.54	\$ 175,554.35	0.32%	\$ 18,982.50
MGS-S Customer 4797	4.60%	\$ 8,581.95	\$ 8,733.82	1.77%	\$ 24,496.59	\$ 24,648.46	0.62%	\$ 3,454.44

Internal Use

Customer	Distribution % Difference	Delivery 8/24 Prices	Delivery 1/25 Prices	Delivery % Difference	Bundled 8/24 Prices	Bundled 1/25 Prices	Bundled % Difference	Distribution 1/25 Prices
MGS-S Customer 4798	2.85%	\$ 23,708.12	\$ 23,940.99	0.98%	\$ 80,465.17	\$ 80,698.04	0.29%	\$ 8,407.63
MGS-S Customer 4799	3.91%	\$ 21,485.90	\$ 21,777.91	1.36%	\$ 61,935.24	\$ 62,227.25	0.47%	\$ 7,768.32
MGS-S Customer 4800	4.51%	\$ 27,225.60	\$ 27,639.46	1.52%	\$ 95,578.13	\$ 95,991.99	0.43%	\$ 9,580.68
MGS-S Customer 4801	3.67%	\$ 13,072.68	\$ 13,247.83	1.34%	\$ 37,045.20	\$ 37,220.35	0.47%	\$ 4,953.45
MGS-S Customer 4802	3.97%	\$ 7,333.43	\$ 7,447.87	1.56%	\$ 26,188.08	\$ 26,302.52	0.44%	\$ 2,994.32
MGS-S Customer 4803	4.94%	\$ 2,624.89	\$ 2,693.86	2.63%	\$ 6,149.01	\$ 6,217.98	1.12%	\$ 1,466.41
MGS-S Customer 4804	3.07%	\$ 9,712.04	\$ 9,823.82	1.15%	\$ 36,998.20	\$ 37,109.98	0.30%	\$ 3,755.65
MGS-S Customer 4805	2.95%	\$ 14,569.26	\$ 14,722.74	1.05%	\$ 54,035.93	\$ 54,189.41	0.28%	\$ 5,356.25
MGS-S Customer 4806	2.03%	\$ 14,211.88	\$ 14,316.46	0.74%	\$ 48,426.99	\$ 48,531.57	0.22%	\$ 5,258.98
MGS-S Customer 4807	3.51%	\$ 11,310.95	\$ 11,456.76	1.29%	\$ 41,190.90	\$ 41,336.71	0.35%	\$ 4,297.02
MGS-S Customer 4808	5.43%	\$ 1,954.00	\$ 2,014.89	3.12%	\$ 12,731.35	\$ 12,792.24	0.48%	\$ 1,181.88
MGS-S Customer 4809	3.48%	\$ 15,184.40	\$ 15,373.38	1.24%	\$ 48,252.31	\$ 48,441.29	0.39%	\$ 5,621.61
MGS-S Customer 4810	3.09%	\$ 11,820.45	\$ 11,955.69	1.14%	\$ 35,413.61	\$ 35,548.85	0.38%	\$ 4,514.88
MGS-S Customer 4811	4.01%	\$ 6,103.23	\$ 6,204.12	1.65%	\$ 17,538.74	\$ 17,639.63	0.58%	\$ 2,618.80
MGS-S Customer 4812	2.12%	\$ 5,354.79	\$ 5,403.85	0.92%	\$ 15,333.66	\$ 15,382.72	0.32%	\$ 2,359.12
MGS-S Customer 4813	3.31%	\$ 6,184.14	\$ 6,269.02	1.37%	\$ 17,013.48	\$ 17,098.36	0.50%	\$ 2,647.45
MGS-S Customer 4814	3.33%	\$ 15,001.21	\$ 15,179.22	1.19%	\$ 53,750.30	\$ 53,928.31	0.33%	\$ 5,515.90
MGS-S Customer 4815	2.16%	\$ 2,796.91	\$ 2,826.17	1.05%	\$ 6,019.49	\$ 6,048.75	0.49%	\$ 1,387.03
MGS-S Customer 4816	2.65%	\$ 4,244.12	\$ 4,292.52	1.14%	\$ 10,039.57	\$ 10,087.97	0.48%	\$ 1,872.86
MGS-S Customer 4817	4.17%	\$ 11,818.19	\$ 11,999.35	1.53%	\$ 35,630.74	\$ 35,811.90	0.51%	\$ 4,522.75
MGS-S Customer 4818	4.26%	\$ 4,739.66	\$ 4,828.29	1.87%	\$ 12,743.03	\$ 12,831.66	0.70%	\$ 2,169.43
MGS-S Customer 4819	3.16%	\$ 11,481.06	\$ 11,616.48	1.18%	\$ 31,774.29	\$ 31,909.71	0.43%	\$ 4,420.98
MGS-S Customer 4820	2.91%	\$ 36,734.19	\$ 37,091.45	0.97%	\$ 133,922.29	\$ 134,279.55	0.27%	\$ 12,648.21
MGS-S Customer 4821	4.69%	\$ 6,116.12	\$ 6,228.71	1.84%	\$ 14,626.48	\$ 14,739.07	0.77%	\$ 2,514.37
MGS-S Customer 4822	3.87%	\$ 6,319.78	\$ 6,419.85	1.58%	\$ 18,521.08	\$ 18,621.15	0.54%	\$ 2,688.00
MGS-S Customer 4823	4.77%	\$ 2,513.75	\$ 2,572.48	2.34%	\$ 6,404.88	\$ 6,463.61	0.92%	\$ 1,291.09
MGS-S Customer 4824	3.80%	\$ 4,365.30	\$ 4,440.31	1.72%	\$ 10,476.12	\$ 10,551.13	0.72%	\$ 2,050.48
MGS-S Customer 4825	3.71%	\$ 8,704.53	\$ 8,830.35	1.45%	\$ 20,944.34	\$ 21,070.16	0.60%	\$ 3,516.87
MGS-S Customer 4826	3.88%	\$ 7,249.71	\$ 7,360.86	1.53%	\$ 24,144.96	\$ 24,256.11	0.46%	\$ 2,978.49
MGS-S Customer 4827	3.68%	\$ 4,579.29	\$ 4,648.73	1.52%	\$ 15,397.77	\$ 15,467.21	0.45%	\$ 1,957.88
MGS-S Customer 4828	3.59%	\$ 5,737.55	\$ 5,819.56	1.43%	\$ 15,803.04	\$ 15,885.05	0.52%	\$ 2,365.91
MGS-S Customer 4829	3.69%	\$ 8,711.93	\$ 8,836.26	1.43%	\$ 24,366.05	\$ 24,490.38	0.51%	\$ 3,495.04
MGS-S Customer 4830	4.17%	\$ 2,797.48	\$ 2,852.35	1.96%	\$ 9,290.06	\$ 9,344.93	0.59%	\$ 1,369.88
MGS-S Customer 4831	2.90%	\$ 41,141.33	\$ 41,545.43	0.98%	\$ 168,920.10	\$ 169,324.20	0.24%	\$ 14,334.90
MGS-S Customer 4832	3.75%	\$ 5,757.85	\$ 5,848.37	1.57%	\$ 16,000.33	\$ 16,090.85	0.57%	\$ 2,505.65
MGS-S Customer 4833	4.64%	\$ 2,468.67	\$ 2,530.66	2.51%	\$ 7,706.75	\$ 7,768.74	0.80%	\$ 1,398.84
MGS-S Customer 4834	4.05%	\$ 6,234.80	\$ 6,333.83	1.59%	\$ 16,256.41	\$ 16,355.44	0.61%	\$ 2,541.69
MGS-S Customer 4835	3.53%	\$ 10,260.69	\$ 10,398.09	1.34%	\$ 27,004.66	\$ 27,142.06	0.51%	\$ 4,025.04
MGS-S Customer 4836	3.12%	\$ 20,146.37	\$ 20,375.98	1.14%	\$ 46,637.26	\$ 46,866.87	0.49%	\$ 7,599.57
MGS-S Customer 4837	3.67%	\$ 9,443.41	\$ 9,574.85	1.39%	\$ 30,120.56	\$ 30,252.00	0.44%	\$ 3,713.81

Internal Use

Customer	Distribution % Difference	Delivery 8/24 Prices	Delivery 1/25 Prices	Delivery % Difference	Bundled 8/24 Prices	Bundled 1/25 Prices	Bundled % Difference	Distribution 1/25 Prices
MGS-S Customer 4838	3.97%	\$ 7,107.69	\$ 7,221.15	1.60%	\$ 18,479.21	\$ 18,592.67	0.61%	\$ 2,968.87
MGS-S Customer 4839	3.93%	\$ 4,132.52	\$ 4,207.62	1.82%	\$ 7,744.85	\$ 7,819.95	0.97%	\$ 1,987.72
MGS-S Customer 4840	4.21%	\$ 3,452.79	\$ 3,517.80	1.88%	\$ 8,333.56	\$ 8,398.57	0.78%	\$ 1,609.76
MGS-S Customer 4841	3.31%	\$ 4,774.34	\$ 4,844.12	1.46%	\$ 12,238.50	\$ 12,308.28	0.57%	\$ 2,181.02
MGS-S Customer 4842	4.11%	\$ 5,394.90	\$ 5,483.96	1.65%	\$ 14,413.27	\$ 14,502.33	0.62%	\$ 2,256.54
MGS-S Customer 4843	3.44%	\$ 14,248.17	\$ 14,428.26	1.26%	\$ 29,870.30	\$ 30,050.39	0.60%	\$ 5,419.25
MGS-S Customer 4844	2.68%	\$ 31,746.93	\$ 32,039.53	0.92%	\$ 103,673.62	\$ 103,966.22	0.28%	\$ 11,202.44
MGS-S Customer 4845	4.71%	\$ 2,318.14	\$ 2,379.35	2.64%	\$ 5,537.86	\$ 5,599.07	1.11%	\$ 1,360.91
MGS-S Customer 4846	4.07%	\$ 4,157.27	\$ 4,234.50	1.86%	\$ 11,196.48	\$ 11,273.71	0.69%	\$ 1,972.60
MGS-S Customer 4847	4.08%	\$ 4,218.90	\$ 4,290.97	1.71%	\$ 14,321.18	\$ 14,393.25	0.50%	\$ 1,839.07
MGS-S Customer 4848	3.54%	\$ 6,389.63	\$ 6,476.50	1.36%	\$ 23,654.98	\$ 23,741.85	0.37%	\$ 2,541.43
MGS-S Customer 4849	5.38%	\$ 1,010.75	\$ 1,051.30	4.01%	\$ 1,284.75	\$ 1,325.30	3.16%	\$ 793.57
MGS-S Customer 4850	4.46%	\$ 8,530.12	\$ 8,675.85	1.71%	\$ 27,932.09	\$ 28,077.82	0.52%	\$ 3,410.62
MGS-S Customer 4851	2.99%	\$ 5,991.65	\$ 6,066.71	1.25%	\$ 15,512.10	\$ 15,587.16	0.48%	\$ 2,588.03
MGS-S Customer 4852	5.58%	\$ 1,934.66	\$ 2,000.07	3.38%	\$ 4,137.66	\$ 4,203.07	1.58%	\$ 1,236.60
MGS-S Customer 4853	3.57%	\$ 7,410.72	\$ 7,511.00	1.35%	\$ 23,486.59	\$ 23,586.87	0.43%	\$ 2,905.36
MGS-S Customer 4854	3.92%	\$ 12,910.17	\$ 13,097.30	1.45%	\$ 27,855.86	\$ 28,042.99	0.67%	\$ 4,963.58
MGS-S Customer 4855	3.50%	\$ 5,336.67	\$ 5,416.05	1.49%	\$ 17,188.10	\$ 17,267.48	0.46%	\$ 2,346.41
MGS-S Customer 4856	4.00%	\$ 4,607.39	\$ 4,689.17	1.77%	\$ 11,951.57	\$ 12,033.35	0.68%	\$ 2,126.88
MGS-S Customer 4857	3.32%	\$ 9,356.24	\$ 9,475.61	1.28%	\$ 24,594.44	\$ 24,713.81	0.49%	\$ 3,719.35
MGS-S Customer 4858	3.44%	\$ 3,896.75	\$ 3,955.23	1.50%	\$ 9,091.52	\$ 9,150.00	0.64%	\$ 1,759.39
MGS-S Customer 4859	4.46%	\$ 22,033.47	\$ 22,371.22	1.53%	\$ 70,426.42	\$ 70,764.17	0.48%	\$ 7,911.60
MGS-S Customer 4860	4.04%	\$ 6,677.37	\$ 6,787.06	1.64%	\$ 16,940.53	\$ 17,050.22	0.65%	\$ 2,827.26
MGS-S Customer 4861	4.45%	\$ 13,268.32	\$ 13,482.06	1.61%	\$ 39,484.98	\$ 39,698.72	0.54%	\$ 5,013.76
MGS-S Customer 4862	4.03%	\$ 6,755.48	\$ 6,864.53	1.61%	\$ 22,498.61	\$ 22,607.66	0.48%	\$ 2,815.48
MGS-S Customer 4863	3.39%	\$ 10,701.69	\$ 10,838.69	1.28%	\$ 27,585.29	\$ 27,722.29	0.50%	\$ 4,176.24
MGS-S Customer 4864	4.42%	\$ 3,899.86	\$ 3,979.84	2.05%	\$ 10,033.53	\$ 10,113.51	0.80%	\$ 1,890.70
MGS-S Customer 4865	3.81%	\$ 14,401.25	\$ 14,592.00	1.32%	\$ 51,029.61	\$ 51,220.36	0.37%	\$ 5,194.42
MGS-S Customer 4866	4.18%	\$ 7,080.05	\$ 7,197.63	1.66%	\$ 23,012.75	\$ 23,130.33	0.51%	\$ 2,928.11
MGS-S Customer 4867	3.14%	\$ 4,508.33	\$ 4,568.27	1.33%	\$ 10,323.78	\$ 10,383.72	0.58%	\$ 1,966.51
MGS-S Customer 4868	4.11%	\$ 4,194.91	\$ 4,273.12	1.86%	\$ 11,833.44	\$ 11,911.65	0.66%	\$ 1,981.59
MGS-S Customer 4869	2.95%	\$ 3,389.02	\$ 3,434.94	1.35%	\$ 5,597.39	\$ 5,643.31	0.82%	\$ 1,602.32
MGS-S Customer 4870	4.63%	\$ 7,309.88	\$ 7,443.64	1.83%	\$ 21,569.99	\$ 21,703.75	0.62%	\$ 3,022.85
MGS-S Customer 4871	4.15%	\$ 4,625.55	\$ 4,709.90	1.82%	\$ 14,351.67	\$ 14,436.02	0.59%	\$ 2,116.94
MGS-S Customer 4872	2.17%	\$ 16,558.21	\$ 16,700.44	0.86%	\$ 39,438.37	\$ 39,580.60	0.36%	\$ 6,701.24
MGS-S Customer 4873	1.74%	\$ 13,858.24	\$ 13,955.43	0.70%	\$ 31,633.10	\$ 31,730.29	0.31%	\$ 5,682.00
MGS-S Customer 4874	3.52%	\$ 6,357.95	\$ 6,445.52	1.38%	\$ 16,998.18	\$ 17,085.75	0.52%	\$ 2,577.31
MGS-S Customer 4875	3.88%	\$ 4,581.69	\$ 4,660.78	1.73%	\$ 12,206.28	\$ 12,285.37	0.65%	\$ 2,115.43
MGS-S Customer 4876	4.17%	\$ 10,924.93	\$ 11,097.04	1.58%	\$ 21,825.68	\$ 21,997.79	0.79%	\$ 4,303.26
MGS-S Customer 4877	5.52%	\$ 1,697.54	\$ 1,757.94	3.56%	\$ 3,692.01	\$ 3,752.41	1.64%	\$ 1,155.08

Internal Use

Customer	Distribution % Difference	Delivery 8/24 Prices	Delivery 1/25 Prices	Delivery % Difference	Bundled 8/24 Prices	Bundled 1/25 Prices	Bundled % Difference	Distribution 1/25 Prices
MGS-S Customer 4878	3.91%	\$ 4,214.94	\$ 4,289.39	1.77%	\$ 12,824.36	\$ 12,898.81	0.58%	\$ 1,980.83
MGS-S Customer 4879	3.71%	\$ 7,673.70	\$ 7,779.38	1.38%	\$ 30,230.49	\$ 30,336.17	0.35%	\$ 2,951.71
MGS-S Customer 4880	3.98%	\$ 14,122.28	\$ 14,329.42	1.47%	\$ 25,465.01	\$ 25,672.15	0.81%	\$ 5,411.93
MGS-S Customer 4881	3.78%	\$ 4,050.27	\$ 4,115.94	1.62%	\$ 10,819.25	\$ 10,884.92	0.61%	\$ 1,802.90
MGS-S Customer 4882	4.31%	\$ 16,618.66	\$ 16,869.91	1.51%	\$ 56,126.47	\$ 56,377.72	0.45%	\$ 6,085.30
MGS-S Customer 4883	3.66%	\$ 11,121.76	\$ 11,270.05	1.33%	\$ 45,583.68	\$ 45,731.97	0.33%	\$ 4,199.97
MGS-S Customer 4884	2.84%	\$ 10,704.25	\$ 10,818.87	1.07%	\$ 30,142.78	\$ 30,257.40	0.38%	\$ 4,154.16
MGS-S Customer 4885	3.19%	\$ 7,834.18	\$ 7,933.64	1.27%	\$ 18,983.00	\$ 19,082.46	0.52%	\$ 3,218.18
MGS-S Customer 4886	4.16%	\$ 3,823.55	\$ 3,891.73	1.78%	\$ 12,881.69	\$ 12,949.87	0.53%	\$ 1,709.05
MGS-S Customer 4887	3.98%	\$ 4,557.90	\$ 4,633.25	1.65%	\$ 13,076.14	\$ 13,151.49	0.58%	\$ 1,968.01
MGS-S Customer 4888	4.22%	\$ 3,607.64	\$ 3,679.44	1.99%	\$ 11,744.58	\$ 11,816.38	0.61%	\$ 1,773.88
MGS-S Customer 4889	3.00%	\$ 34,421.18	\$ 34,763.84	1.00%	\$ 145,576.87	\$ 145,919.53	0.24%	\$ 11,747.92
MGS-S Customer 4890	5.92%	\$ 5,445.62	\$ 5,568.66	2.26%	\$ 44,807.17	\$ 44,930.21	0.27%	\$ 2,199.94
MGS-S Customer 4891	3.85%	\$ 5,014.77	\$ 5,098.34	1.67%	\$ 14,155.86	\$ 14,239.43	0.59%	\$ 2,255.28
MGS-S Customer 4892	2.24%	\$ 31,277.07	\$ 31,524.27	0.79%	\$ 136,285.38	\$ 136,532.58	0.18%	\$ 11,264.38
MGS-S Customer 4893	3.17%	\$ 26,865.75	\$ 27,151.20	1.06%	\$ 113,824.97	\$ 114,110.42	0.25%	\$ 9,296.85
MGS-S Customer 4894	3.49%	\$ 11,827.92	\$ 11,979.85	1.28%	\$ 37,345.28	\$ 37,497.21	0.41%	\$ 4,507.61
MGS-S Customer 4895	3.52%	\$ 4,328.49	\$ 4,397.77	1.60%	\$ 9,966.60	\$ 10,035.88	0.70%	\$ 2,039.82
MGS-S Customer 4896	3.75%	\$ 18,826.48	\$ 19,077.32	1.33%	\$ 45,924.11	\$ 46,174.95	0.55%	\$ 6,934.96
MGS-S Customer 4897	3.52%	\$ 7,334.44	\$ 7,432.12	1.33%	\$ 24,177.59	\$ 24,275.27	0.40%	\$ 2,873.04
MGS-S Customer 4898	3.66%	\$ 5,115.38	\$ 5,192.24	1.50%	\$ 11,381.60	\$ 11,458.46	0.68%	\$ 2,176.70
MGS-S Customer 4899	3.74%	\$ 20,082.97	\$ 20,344.21	1.30%	\$ 65,514.20	\$ 65,775.44	0.40%	\$ 7,241.98
MGS-S Customer 4900	3.57%	\$ 18,179.31	\$ 18,402.32	1.23%	\$ 77,605.56	\$ 77,828.57	0.29%	\$ 6,477.60
MGS-S Customer 4901	3.75%	\$ 6,041.81	\$ 6,135.27	1.55%	\$ 18,483.75	\$ 18,577.21	0.51%	\$ 2,588.85
MGS-S Customer 4902	2.85%	\$ 9,136.81	\$ 9,237.96	1.11%	\$ 22,999.28	\$ 23,100.43	0.44%	\$ 3,649.22
MGS-S Customer 4903	3.79%	\$ 4,649.78	\$ 4,721.61	1.54%	\$ 17,513.24	\$ 17,585.07	0.41%	\$ 1,968.35
MGS-S Customer 4904	3.95%	\$ 4,398.85	\$ 4,475.92	1.75%	\$ 15,273.89	\$ 15,350.96	0.50%	\$ 2,028.96
MGS-S Customer 4905	1.64%	\$ 17,174.50	\$ 17,289.65	0.67%	\$ 31,695.13	\$ 31,810.28	0.36%	\$ 7,125.62
MGS-S Customer 4906	3.86%	\$ 5,225.51	\$ 5,312.46	1.66%	\$ 13,071.77	\$ 13,158.72	0.67%	\$ 2,337.92
MGS-S Customer 4907	4.50%	\$ 5,672.08	\$ 5,777.83	1.86%	\$ 18,975.11	\$ 19,080.86	0.56%	\$ 2,457.86
MGS-S Customer 4908	3.67%	\$ 8,982.08	\$ 9,107.24	1.39%	\$ 13,583.71	\$ 13,708.87	0.92%	\$ 3,534.28
MGS-S Customer 4909	3.72%	\$ 5,468.10	\$ 5,547.84	1.46%	\$ 22,791.50	\$ 22,871.24	0.35%	\$ 2,221.24
MGS-S Customer 4910	3.06%	\$ 11,894.23	\$ 12,028.72	1.13%	\$ 37,178.49	\$ 37,312.98	0.36%	\$ 4,528.28
MGS-S Customer 4911	3.93%	\$ 4,833.36	\$ 4,916.33	1.72%	\$ 14,061.87	\$ 14,144.84	0.59%	\$ 2,191.90
MGS-S Customer 4912	4.20%	\$ 5,013.44	\$ 5,106.31	1.85%	\$ 7,821.47	\$ 7,914.34	1.19%	\$ 2,301.50
MGS-S Customer 4913	3.55%	\$ 3,860.48	\$ 3,924.67	1.66%	\$ 10,229.08	\$ 10,293.27	0.63%	\$ 1,871.95
MGS-S Customer 4914	3.32%	\$ 19,109.47	\$ 19,327.79	1.14%	\$ 77,772.44	\$ 77,990.76	0.28%	\$ 6,803.11
MGS-S Customer 4915	3.99%	\$ 3,716.79	\$ 3,786.55	1.88%	\$ 10,707.67	\$ 10,777.43	0.65%	\$ 1,819.19
MGS-S Customer 4916	4.46%	\$ 4,561.30	\$ 4,652.28	1.99%	\$ 9,619.41	\$ 9,710.39	0.95%	\$ 2,129.11
MGS-S Customer 4917	3.31%	\$ 5,843.48	\$ 5,925.16	1.40%	\$ 13,931.06	\$ 14,012.74	0.59%	\$ 2,548.43

Internal Use

Customer	Distribution % Difference	Delivery 8/24 Prices	Delivery 1/25 Prices	Delivery % Difference	Bundled 8/24 Prices	Bundled 1/25 Prices	Bundled % Difference	Distribution 1/25 Prices
MGS-S Customer 4918	4.37%	\$ 4,580.33	\$ 4,667.52	1.90%	\$ 16,881.96	\$ 16,969.15	0.52%	\$ 2,083.82
MGS-S Customer 4919	4.60%	\$ 11,881.81	\$ 12,083.71	1.70%	\$ 29,533.26	\$ 29,735.16	0.68%	\$ 4,592.72
MGS-S Customer 4920	3.40%	\$ 10,693.94	\$ 10,832.76	1.30%	\$ 20,309.11	\$ 20,447.93	0.68%	\$ 4,225.16
MGS-S Customer 4921	4.10%	\$ 4,600.09	\$ 4,684.50	1.83%	\$ 9,472.29	\$ 9,556.70	0.89%	\$ 2,142.36
MGS-S Customer 4922	2.95%	\$ 3,341.47	\$ 3,386.75	1.36%	\$ 6,390.14	\$ 6,435.42	0.71%	\$ 1,579.84
MGS-S Customer 4923	3.83%	\$ 11,550.93	\$ 11,717.74	1.44%	\$ 22,630.28	\$ 22,797.09	0.74%	\$ 4,516.98
MGS-S Customer 4924	3.60%	\$ 7,322.65	\$ 7,426.68	1.42%	\$ 25,705.39	\$ 25,809.42	0.40%	\$ 2,991.61
MGS-S Customer 4925	3.95%	\$ 5,678.07	\$ 5,771.82	1.65%	\$ 17,634.62	\$ 17,728.37	0.53%	\$ 2,466.74
MGS-S Customer 4926	3.35%	\$ 14,664.71	\$ 14,839.85	1.19%	\$ 53,779.45	\$ 53,954.59	0.33%	\$ 5,396.50
MGS-S Customer 4927	3.11%	\$ 30,216.47	\$ 30,530.43	1.04%	\$ 126,197.95	\$ 126,511.91	0.25%	\$ 10,396.60
MGS-S Customer 4928	3.91%	\$ 4,168.64	\$ 4,243.85	1.80%	\$ 8,339.26	\$ 8,414.47	0.90%	\$ 1,996.28
MGS-S Customer 4929	3.92%	\$ 3,842.81	\$ 3,913.33	1.84%	\$ 9,898.78	\$ 9,969.30	0.71%	\$ 1,869.45
MGS-S Customer 4930	4.31%	\$ 7,666.97	\$ 7,799.53	1.73%	\$ 13,247.61	\$ 13,380.17	1.00%	\$ 3,207.24
MGS-S Customer 4931	4.40%	\$ 3,465.25	\$ 3,538.57	2.12%	\$ 9,599.95	\$ 9,673.27	0.76%	\$ 1,739.15
MGS-S Customer 4932	2.85%	\$ 19,087.76	\$ 19,284.48	1.03%	\$ 33,553.54	\$ 33,750.26	0.59%	\$ 7,102.14
MGS-S Customer 4933	3.93%	\$ 6,236.06	\$ 6,335.15	1.59%	\$ 23,723.09	\$ 23,822.18	0.42%	\$ 2,621.64
MGS-S Customer 4934	2.00%	\$ 11,447.62	\$ 11,534.33	0.76%	\$ 27,325.70	\$ 27,412.41	0.32%	\$ 4,429.71
MGS-S Customer 4935	3.32%	\$ 32,297.09	\$ 32,658.47	1.12%	\$ 113,159.20	\$ 113,520.58	0.32%	\$ 11,232.04
MGS-S Customer 4936	4.15%	\$ 4,451.33	\$ 4,534.32	1.86%	\$ 10,493.59	\$ 10,576.58	0.79%	\$ 2,082.43
MGS-S Customer 4937	4.43%	\$ 3,993.93	\$ 4,074.81	2.03%	\$ 12,786.40	\$ 12,867.28	0.63%	\$ 1,904.66
MGS-S Customer 4938	3.47%	\$ 52,035.64	\$ 52,620.23	1.12%	\$ 226,676.23	\$ 227,260.82	0.26%	\$ 17,436.52
MGS-S Customer 4939	3.69%	\$ 4,034.43	\$ 4,103.21	1.70%	\$ 10,721.94	\$ 10,790.72	0.64%	\$ 1,930.78
MGS-S Customer 4940	2.00%	\$ 3,779.25	\$ 3,812.96	0.89%	\$ 8,249.47	\$ 8,283.18	0.41%	\$ 1,718.42
MGS-S Customer 4941	4.52%	\$ 3,174.14	\$ 3,243.48	2.18%	\$ 14,125.28	\$ 14,194.62	0.49%	\$ 1,603.83
MGS-S Customer 4942	3.63%	\$ 7,533.07	\$ 7,635.17	1.36%	\$ 28,332.26	\$ 28,434.36	0.36%	\$ 2,914.74
MGS-S Customer 4943	2.02%	\$ 25,919.61	\$ 26,098.26	0.69%	\$ 100,072.16	\$ 100,250.81	0.18%	\$ 9,036.66
MGS-S Customer 4944	3.48%	\$ 7,666.09	\$ 7,773.04	1.40%	\$ 16,510.10	\$ 16,617.05	0.65%	\$ 3,178.04
MGS-S Customer 4945	2.93%	\$ 13,367.83	\$ 13,511.39	1.07%	\$ 37,043.26	\$ 37,186.82	0.39%	\$ 5,050.44
MGS-S Customer 4946	4.01%	\$ 13,624.40	\$ 13,819.76	1.43%	\$ 48,328.56	\$ 48,523.92	0.40%	\$ 5,072.85
MGS-S Customer 4947	3.30%	\$ 9,059.96	\$ 9,173.92	1.26%	\$ 31,885.27	\$ 31,999.23	0.36%	\$ 3,562.40
MGS-S Customer 4948	3.79%	\$ 15,345.94	\$ 15,559.09	1.39%	\$ 28,993.59	\$ 29,206.74	0.74%	\$ 5,842.58
MGS-S Customer 4949	4.65%	\$ 7,860.37	\$ 7,998.03	1.75%	\$ 19,798.64	\$ 19,936.30	0.70%	\$ 3,098.06
MGS-S Customer 4950	4.61%	\$ 5,512.54	\$ 5,614.91	1.86%	\$ 11,471.62	\$ 11,573.99	0.89%	\$ 2,321.66
MGS-S Customer 4951	3.83%	\$ 9,074.27	\$ 9,208.61	1.48%	\$ 22,459.34	\$ 22,593.68	0.60%	\$ 3,638.36
MGS-S Customer 4952	3.74%	\$ 4,222.65	\$ 4,289.80	1.59%	\$ 11,152.63	\$ 11,219.78	0.60%	\$ 1,861.62
MGS-S Customer 4953	3.64%	\$ 12,420.60	\$ 12,584.58	1.32%	\$ 45,328.54	\$ 45,492.52	0.36%	\$ 4,662.87
MGS-S Customer 4954	3.56%	\$ 5,114.02	\$ 5,193.06	1.55%	\$ 13,172.58	\$ 13,251.62	0.60%	\$ 2,296.17
MGS-S Customer 4955	3.17%	\$ 12,215.82	\$ 12,357.24	1.16%	\$ 43,889.71	\$ 44,031.13	0.32%	\$ 4,595.85
MGS-S Customer 4956	3.59%	\$ 6,239.95	\$ 6,332.81	1.49%	\$ 15,179.94	\$ 15,272.80	0.61%	\$ 2,681.80
MGS-S Customer 4957	2.60%	\$ 17,338.03	\$ 17,494.72	0.90%	\$ 73,829.99	\$ 73,986.68	0.21%	\$ 6,193.06

Internal Use

Customer	Distribution % Difference	Delivery 8/24 Prices	Delivery 1/25 Prices	Delivery % Difference	Bundled 8/24 Prices	Bundled 1/25 Prices	Bundled % Difference	Distribution 1/25 Prices
MGS-S Customer 4958	4.03%	\$ 5,070.27	\$ 5,157.72	1.72%	\$ 16,579.48	\$ 16,666.93	0.53%	\$ 2,258.63
MGS-S Customer 4959	4.31%	\$ 12,423.44	\$ 12,634.51	1.70%	\$ 24,114.90	\$ 24,325.97	0.88%	\$ 5,109.37
MGS-S Customer 4960	3.24%	\$ 16,934.14	\$ 17,127.92	1.14%	\$ 56,652.19	\$ 56,845.97	0.34%	\$ 6,179.99
MGS-S Customer 4961	3.65%	\$ 20,345.44	\$ 20,607.28	1.29%	\$ 52,133.59	\$ 52,395.43	0.50%	\$ 7,428.85
MGS-S Customer 4962	4.03%	\$ 4,047.72	\$ 4,123.49	1.87%	\$ 8,099.62	\$ 8,175.39	0.94%	\$ 1,955.49
MGS-S Customer 4963	4.86%	\$ 2,276.18	\$ 2,331.71	2.44%	\$ 7,437.81	\$ 7,493.34	0.75%	\$ 1,199.40
MGS-S Customer 4964	3.65%	\$ 15,140.46	\$ 15,338.37	1.31%	\$ 45,648.86	\$ 45,846.77	0.43%	\$ 5,626.44
MGS-S Customer 4965	3.29%	\$ 19,652.39	\$ 19,877.91	1.15%	\$ 66,203.41	\$ 66,428.93	0.34%	\$ 7,077.49
MGS-S Customer 4966	3.86%	\$ 8,826.51	\$ 8,962.19	1.54%	\$ 8,826.51	\$ 8,962.19	1.54%	\$ 3,647.39
MGS-S Customer 4967	4.18%	\$ 12,992.46	\$ 13,187.56	1.50%	\$ 45,978.10	\$ 46,173.20	0.42%	\$ 4,866.69
MGS-S Customer 4968	1.09%	\$ 5,954.86	\$ 5,981.22	0.44%	\$ 13,537.40	\$ 13,563.76	0.19%	\$ 2,446.08
MGS-S Customer 4969	4.19%	\$ 3,850.59	\$ 3,925.76	1.95%	\$ 10,651.56	\$ 10,726.73	0.71%	\$ 1,867.92
MGS-S Customer 4970	3.75%	\$ 4,471.16	\$ 4,541.30	1.57%	\$ 12,235.83	\$ 12,305.97	0.57%	\$ 1,942.21
MGS-S Customer 4971	3.99%	\$ 14,587.21	\$ 14,792.42	1.41%	\$ 57,915.99	\$ 58,121.20	0.35%	\$ 5,346.73
MGS-S Customer 4972	4.14%	\$ 11,131.29	\$ 11,299.56	1.51%	\$ 42,412.11	\$ 42,580.38	0.40%	\$ 4,230.10
MGS-S Customer 4973	4.70%	\$ 5,497.10	\$ 5,607.78	2.01%	\$ 9,623.05	\$ 9,733.73	1.15%	\$ 2,463.17
MGS-S Customer 4974	4.16%	\$ 17,152.00	\$ 17,401.66	1.46%	\$ 59,606.78	\$ 59,856.44	0.42%	\$ 6,248.35
MGS-S Customer 4975	3.30%	\$ 44,173.72	\$ 44,655.72	1.09%	\$ 163,007.93	\$ 163,489.93	0.30%	\$ 15,092.21
MGS-S Customer 4976	4.32%	\$ 4,126.80	\$ 4,209.23	2.00%	\$ 7,029.90	\$ 7,112.33	1.17%	\$ 1,992.37
MGS-S Customer 4977	5.06%	\$ 4,778.78	\$ 4,885.16	2.23%	\$ 9,417.88	\$ 9,524.26	1.13%	\$ 2,210.58
MGS-S Customer 4978	3.90%	\$ 7,994.29	\$ 8,112.41	1.48%	\$ 38,034.78	\$ 38,152.90	0.31%	\$ 3,144.54
MGS-S Customer 4979	3.21%	\$ 45,817.12	\$ 46,297.98	1.05%	\$ 193,628.60	\$ 194,109.46	0.25%	\$ 15,455.29
MGS-S Customer 4980	4.06%	\$ 4,461.16	\$ 4,536.53	1.69%	\$ 13,474.39	\$ 13,549.76	0.56%	\$ 1,931.12
MGS-S Customer 4981	4.04%	\$ 4,422.57	\$ 4,503.23	1.82%	\$ 10,045.37	\$ 10,126.03	0.80%	\$ 2,074.94
MGS-S Customer 4982	4.38%	\$ 4,014.41	\$ 4,094.59	2.00%	\$ 12,983.08	\$ 13,063.26	0.62%	\$ 1,910.33
MGS-S Customer 4983	3.95%	\$ 6,618.30	\$ 6,723.72	1.59%	\$ 21,541.13	\$ 21,646.55	0.49%	\$ 2,773.09
MGS-S Customer 4984	4.18%	\$ 4,747.74	\$ 4,833.75	1.81%	\$ 16,766.11	\$ 16,852.12	0.51%	\$ 2,143.36
MGS-S Customer 4985	4.36%	\$ 6,991.64	\$ 7,114.57	1.76%	\$ 16,681.20	\$ 16,804.13	0.74%	\$ 2,942.75
MGS-S Customer 4986	3.18%	\$ 3,082.05	\$ 3,127.62	1.48%	\$ 7,643.46	\$ 7,689.03	0.60%	\$ 1,479.68
MGS-S Customer 4987	3.25%	\$ 12,258.46	\$ 12,403.50	1.18%	\$ 44,444.25	\$ 44,589.29	0.33%	\$ 4,607.77
MGS-S Customer 4988	3.64%	\$ 5,993.24	\$ 6,085.10	1.53%	\$ 12,228.72	\$ 12,320.58	0.75%	\$ 2,615.45
MGS-S Customer 4989	3.83%	\$ 4,511.37	\$ 4,583.66	1.60%	\$ 11,619.03	\$ 11,691.32	0.62%	\$ 1,961.20
MGS-S Customer 4990	3.56%	\$ 7,903.54	\$ 8,013.88	1.40%	\$ 24,389.50	\$ 24,499.84	0.45%	\$ 3,206.95
MGS-S Customer 4991	4.20%	\$ 3,300.79	\$ 3,368.87	2.06%	\$ 8,302.22	\$ 8,370.30	0.82%	\$ 1,689.19
MGS-S Customer 4992	4.86%	\$ 18,105.12	\$ 18,415.39	1.71%	\$ 46,680.18	\$ 46,990.45	0.66%	\$ 6,688.68
MGS-S Customer 4993	3.97%	\$ 3,065.46	\$ 3,127.73	2.03%	\$ 4,683.43	\$ 4,745.70	1.33%	\$ 1,630.47
MGS-S Customer 4994	3.70%	\$ 5,834.74	\$ 5,925.96	1.56%	\$ 12,306.63	\$ 12,397.85	0.74%	\$ 2,558.91
MGS-S Customer 4995	4.69%	\$ 18,163.51	\$ 18,461.45	1.64%	\$ 53,694.94	\$ 53,992.88	0.55%	\$ 6,657.10
MGS-S Customer 4996	3.58%	\$ 3,655.68	\$ 3,718.04	1.71%	\$ 9,271.40	\$ 9,333.76	0.67%	\$ 1,806.13
MGS-S Customer 4997	3.23%	\$ 11,623.76	\$ 11,762.63	1.19%	\$ 35,966.49	\$ 36,105.36	0.39%	\$ 4,442.49

Internal Use

Customer	Distribution % Difference	Delivery 8/24 Prices	Delivery 1/25 Prices	Delivery % Difference	Bundled 8/24 Prices	Bundled 1/25 Prices	Bundled % Difference	Distribution 1/25 Prices
MGS-S Customer 4998	3.40%	\$ 7,334.55	\$ 7,437.34	1.40%	\$ 7,334.55	\$ 7,437.34	1.40%	\$ 3,124.93
MGS-S Customer 4999	4.20%	\$ 5,538.05	\$ 5,636.18	1.77%	\$ 15,574.97	\$ 15,673.10	0.63%	\$ 2,432.89
MGS-S Customer 5000	3.55%	\$ 10,993.92	\$ 11,131.17	1.25%	\$ 48,435.84	\$ 48,573.09	0.28%	\$ 4,000.30
MGS-S Customer 5001	3.98%	\$ 3,380.87	\$ 3,441.23	1.79%	\$ 9,231.17	\$ 9,291.53	0.65%	\$ 1,577.06
MGS-S Customer 5002	3.48%	\$ 7,433.67	\$ 7,535.73	1.37%	\$ 25,683.86	\$ 25,785.92	0.40%	\$ 3,030.44
MGS-S Customer 5003	4.17%	\$ 7,143.90	\$ 7,259.67	1.62%	\$ 31,715.16	\$ 31,830.93	0.37%	\$ 2,888.91
MGS-S Customer 5004	3.39%	\$ 6,306.12	\$ 6,391.59	1.36%	\$ 10,242.16	\$ 10,327.63	0.83%	\$ 2,606.17
MGS-S Customer 5005	3.85%	\$ 5,832.55	\$ 5,925.20	1.59%	\$ 20,855.94	\$ 20,948.59	0.44%	\$ 2,498.24
MGS-S Customer 5006	3.64%	\$ 4,540.46	\$ 4,608.41	1.50%	\$ 16,662.12	\$ 16,730.07	0.41%	\$ 1,934.96
MGS-S Customer 5007	3.68%	\$ 32,298.42	\$ 32,701.98	1.25%	\$ 93,534.60	\$ 93,938.16	0.43%	\$ 11,380.11
MGS-S Customer 5008	2.72%	\$ 21,013.14	\$ 21,213.54	0.95%	\$ 65,557.69	\$ 65,758.09	0.31%	\$ 7,555.90
MGS-S Customer 5009	4.71%	\$ 13,759.51	\$ 13,990.00	1.68%	\$ 49,236.09	\$ 49,466.58	0.47%	\$ 5,121.86
MGS-S Customer 5010	1.99%	\$ 48,941.02	\$ 49,283.44	0.70%	\$ 127,851.51	\$ 128,193.93	0.27%	\$ 17,577.05
MGS-S Customer 5011	4.39%	\$ 3,478.29	\$ 3,550.71	2.08%	\$ 12,413.48	\$ 12,485.90	0.58%	\$ 1,723.73
MGS-S Customer 5012	3.63%	\$ 14,304.61	\$ 14,485.03	1.26%	\$ 71,132.27	\$ 71,312.69	0.25%	\$ 5,148.56
MGS-S Customer 5013	4.28%	\$ 5,116.71	\$ 5,209.63	1.82%	\$ 18,257.15	\$ 18,350.07	0.51%	\$ 2,264.39
MGS-S Customer 5014	4.43%	\$ 12,484.52	\$ 12,687.14	1.62%	\$ 33,563.88	\$ 33,766.50	0.60%	\$ 4,776.84
MGS-S Customer 5015	3.67%	\$ 5,209.82	\$ 5,287.72	1.50%	\$ 13,088.76	\$ 13,166.66	0.60%	\$ 2,198.18
MGS-S Customer 5016	3.95%	\$ 4,718.77	\$ 4,795.21	1.62%	\$ 14,900.92	\$ 14,977.36	0.51%	\$ 2,012.08
MGS-S Customer 5017	3.97%	\$ 4,840.96	\$ 4,924.54	1.73%	\$ 15,056.13	\$ 15,139.71	0.56%	\$ 2,187.71
MGS-S Customer 5018	5.49%	\$ 6,015.12	\$ 6,142.42	2.12%	\$ 19,970.60	\$ 20,097.90	0.64%	\$ 2,444.41
MGS-S Customer 5019	4.37%	\$ 4,969.72	\$ 5,063.02	1.88%	\$ 15,923.95	\$ 16,017.25	0.59%	\$ 2,229.12
MGS-S Customer 5020	2.11%	\$ 3,718.42	\$ 3,756.74	1.03%	\$ 4,508.10	\$ 4,546.42	0.85%	\$ 1,856.45
MGS-S Customer 5021	3.49%	\$ 5,717.46	\$ 5,801.18	1.46%	\$ 17,262.66	\$ 17,346.38	0.48%	\$ 2,481.01
MGS-S Customer 5022	4.82%	\$ 1,315.49	\$ 1,362.56	3.58%	\$ 2,915.75	\$ 2,962.82	1.61%	\$ 1,022.98
MGS-S Customer 5023	2.76%	\$ 4,605.17	\$ 4,662.90	1.25%	\$ 8,188.14	\$ 8,245.87	0.71%	\$ 2,147.27
MGS-S Customer 5024	4.02%	\$ 28,060.00	\$ 28,445.05	1.37%	\$ 82,933.98	\$ 83,319.03	0.46%	\$ 9,957.34
MGS-S Customer 5025	4.20%	\$ 4,115.75	\$ 4,193.66	1.89%	\$ 14,758.50	\$ 14,836.41	0.53%	\$ 1,933.03
MGS-S Customer 5026	4.52%	\$ 5,598.33	\$ 5,699.57	1.81%	\$ 13,129.33	\$ 13,230.57	0.77%	\$ 2,339.96
MGS-S Customer 5027	3.98%	\$ 5,706.31	\$ 5,797.81	1.60%	\$ 11,430.81	\$ 11,522.31	0.80%	\$ 2,387.81
MGS-S Customer 5028	3.46%	\$ 7,405.52	\$ 7,505.71	1.35%	\$ 28,809.39	\$ 28,909.58	0.35%	\$ 2,998.09
MGS-S Customer 5029	4.01%	\$ 8,186.94	\$ 8,318.97	1.61%	\$ 8,912.06	\$ 9,044.09	1.48%	\$ 3,420.64
MGS-S Customer 5030	4.07%	\$ 5,537.90	\$ 5,633.83	1.73%	\$ 12,639.84	\$ 12,735.77	0.76%	\$ 2,453.02
MGS-S Customer 5031	1.86%	\$ 13,297.14	\$ 13,389.05	0.69%	\$ 34,632.45	\$ 34,724.36	0.27%	\$ 5,031.05
MGS-S Customer 5032	3.71%	\$ 7,472.04	\$ 7,581.63	1.47%	\$ 23,121.59	\$ 23,231.18	0.47%	\$ 3,063.68
MGS-S Customer 5033	3.88%	\$ 5,590.81	\$ 5,676.59	1.53%	\$ 18,376.46	\$ 18,462.24	0.47%	\$ 2,296.92
MGS-S Customer 5034	4.61%	\$ 1,951.88	\$ 2,000.38	2.48%	\$ 5,158.69	\$ 5,207.19	0.94%	\$ 1,099.63
MGS-S Customer 5035	5.31%	\$ 1,131.66	\$ 1,180.22	4.29%	\$ 2,352.00	\$ 2,400.56	2.06%	\$ 962.51
MGS-S Customer 5036	3.69%	\$ 4,044.08	\$ 4,112.90	1.70%	\$ 10,690.00	\$ 10,758.82	0.64%	\$ 1,934.42
MGS-S Customer 5037	3.08%	\$ 32,857.51	\$ 33,208.86	1.07%	\$ 66,451.03	\$ 66,802.38	0.53%	\$ 11,756.28

Customer	Distribution % Difference	Delivery 8/24 Prices	Delivery 1/25 Prices	Delivery % Difference	Bundled 8/24 Prices	Bundled 1/25 Prices	Bundled % Difference	Distribution 1/25 Prices
MGS-S Customer 5038	3.45%	\$ 11,250.97	\$ 11,394.57	1.28%	\$ 36,905.45	\$ 37,049.05	0.39%	\$ 4,305.58
MGS-S Customer 5039	4.21%	\$ 4,619.03	\$ 4,705.72	1.88%	\$ 9,966.57	\$ 10,053.26	0.87%	\$ 2,146.05
MGS-S Customer 5040	3.38%	\$ 18,544.51	\$ 18,773.04	1.23%	\$ 24,166.28	\$ 24,394.81	0.95%	\$ 6,983.92
MGS-S Customer 5041	3.83%	\$ 4,016.40	\$ 4,086.94	1.76%	\$ 12,775.97	\$ 12,846.51	0.55%	\$ 1,910.35
MGS-S Customer 5042	3.79%	\$ 3,934.03	\$ 4,003.33	1.76%	\$ 10,426.49	\$ 10,495.79	0.66%	\$ 1,897.60
MGS-S Customer 5043	3.75%	\$ 45,517.99	\$ 46,074.52	1.22%	\$ 190,724.26	\$ 191,280.79	0.29%	\$ 15,387.16
MGS-S Customer 5044	3.44%	\$ 3,272.93	\$ 3,328.79	1.71%	\$ 7,932.15	\$ 7,988.01	0.70%	\$ 1,679.26
MGS-S Customer 5045	3.13%	\$ 21,420.10	\$ 21,653.16	1.09%	\$ 87,431.36	\$ 87,664.42	0.27%	\$ 7,686.95
MGS-S Customer 5046	3.71%	\$ 18,049.09	\$ 18,285.31	1.31%	\$ 54,494.63	\$ 54,730.85	0.43%	\$ 6,597.45
MGS-S Customer 5047	4.62%	\$ 3,353.63	\$ 3,422.67	2.06%	\$ 9,924.59	\$ 9,993.63	0.70%	\$ 1,564.51
MGS-S Customer 5048	3.35%	\$ 3,865.10	\$ 3,926.31	1.58%	\$ 8,024.30	\$ 8,085.51	0.76%	\$ 1,888.58
MGS-S Customer 5049	4.31%	\$ 5,674.03	\$ 5,772.28	1.73%	\$ 11,204.39	\$ 11,302.64	0.88%	\$ 2,379.53
MGS-S Customer 5050	4.18%	\$ 3,869.66	\$ 3,944.68	1.94%	\$ 11,527.04	\$ 11,602.06	0.65%	\$ 1,868.44
MGS-S Customer 5051	4.84%	\$ 4,311.79	\$ 4,399.71	2.04%	\$ 10,235.22	\$ 10,323.14	0.86%	\$ 1,904.10
MGS-S Customer 5052	4.04%	\$ 4,031.40	\$ 4,101.31	1.73%	\$ 10,376.80	\$ 10,446.71	0.67%	\$ 1,800.31
MGS-S Customer 5053	3.82%	\$ 4,954.42	\$ 5,037.18	1.67%	\$ 12,061.96	\$ 12,144.72	0.69%	\$ 2,248.59
MGS-S Customer 5054	4.41%	\$ 11,813.81	\$ 12,006.45	1.63%	\$ 30,466.21	\$ 30,658.85	0.63%	\$ 4,560.13
MGS-S Customer 5055	5.03%	\$ 9,333.84	\$ 9,514.12	1.93%	\$ 18,469.68	\$ 18,649.96	0.98%	\$ 3,768.12
MGS-S Customer 5056	4.45%	\$ 4,031.29	\$ 4,114.02	2.05%	\$ 9,657.52	\$ 9,740.25	0.86%	\$ 1,940.27
MGS-S Customer 5057	4.33%	\$ 4,195.70	\$ 4,273.80	1.86%	\$ 7,018.70	\$ 7,096.80	1.11%	\$ 1,883.68
MGS-S Customer 5058	4.29%	\$ 3,972.48	\$ 4,050.64	1.97%	\$ 12,187.47	\$ 12,265.63	0.64%	\$ 1,900.72
MGS-S Customer 5059	3.81%	\$ 6,159.29	\$ 6,256.29	1.57%	\$ 16,422.34	\$ 16,519.34	0.59%	\$ 2,645.55
MGS-S Customer 5060	3.95%	\$ 5,456.10	\$ 5,547.68	1.68%	\$ 14,240.69	\$ 14,332.27	0.64%	\$ 2,411.96
MGS-S Customer 5061	4.42%	\$ 4,425.91	\$ 4,514.05	1.99%	\$ 9,645.47	\$ 9,733.61	0.91%	\$ 2,080.60
MGS-S Customer 5062	3.66%	\$ 21,237.81	\$ 21,510.60	1.28%	\$ 53,920.30	\$ 54,193.09	0.51%	\$ 7,733.10
MGS-S Customer 5063	4.20%	\$ 3,204.77	\$ 3,272.07	2.10%	\$ 6,107.07	\$ 6,174.37	1.10%	\$ 1,670.65
MGS-S Customer 5064	5.52%	\$ 1,701.43	\$ 1,761.72	3.54%	\$ 4,142.10	\$ 4,202.39	1.46%	\$ 1,153.25
MGS-S Customer 5065	4.36%	\$ 4,935.19	\$ 5,024.29	1.81%	\$ 9,158.38	\$ 9,247.48	0.97%	\$ 2,131.59
MGS-S Customer 5066	3.20%	\$ 8,993.80	\$ 9,100.73	1.19%	\$ 25,100.41	\$ 25,207.34	0.43%	\$ 3,453.24
MGS-S Customer 5067	3.64%	\$ 4,411.03	\$ 4,483.66	1.65%	\$ 10,365.20	\$ 10,437.83	0.70%	\$ 2,066.84
MGS-S Customer 5068	3.97%	\$ 13,557.25	\$ 13,755.61	1.46%	\$ 27,808.21	\$ 28,006.57	0.71%	\$ 5,194.40
MGS-S Customer 5069	3.62%	\$ 5,508.40	\$ 5,592.93	1.53%	\$ 15,412.55	\$ 15,497.08	0.55%	\$ 2,420.57
MGS-S Customer 5070	0.74%	\$ 32,332.94	\$ 32,414.38	0.25%	\$ 116,723.51	\$ 116,804.95	0.07%	\$ 11,157.41
MGS-S Customer 5071	3.54%	\$ 7,131.74	\$ 7,231.46	1.40%	\$ 27,110.29	\$ 27,210.01	0.37%	\$ 2,913.50
MGS-S Customer 5072	5.45%	\$ 7,367.80	\$ 7,521.47	2.09%	\$ 13,336.93	\$ 13,490.60	1.15%	\$ 2,973.58
MGS-S Customer 5073	3.09%	\$ 3,111.60	\$ 3,156.34	1.44%	\$ 6,976.00	\$ 7,020.74	0.64%	\$ 1,494.60
MGS-S Customer 5074	3.74%	\$ 6,331.51	\$ 6,424.79	1.47%	\$ 14,118.92	\$ 14,212.20	0.66%	\$ 2,589.55
MGS-S Customer 5075	2.78%	\$ 6,818.04	\$ 6,890.08	1.06%	\$ 26,644.96	\$ 26,717.00	0.27%	\$ 2,668.02
MGS-S Customer 5076	3.83%	\$ 5,128.97	\$ 5,209.03	1.56%	\$ 12,679.51	\$ 12,759.57	0.63%	\$ 2,173.06
MGS-S Customer 5077	2.96%	\$ 7,213.14	\$ 7,298.39	1.18%	\$ 23,036.37	\$ 23,121.62	0.37%	\$ 2,967.66

Internal Use

Customer	Distribution % Difference	Delivery 8/24 Prices	Delivery 1/25 Prices	Delivery % Difference	Bundled 8/24 Prices	Bundled 1/25 Prices	Bundled % Difference	Distribution 1/25 Prices
MGS-S Customer 5078	4.41%	\$ 1,651.72	\$ 1,699.96	2.92%	\$ 2,789.33	\$ 2,837.57	1.73%	\$ 1,142.59
MGS-S Customer 5079	3.55%	\$ 5,737.70	\$ 5,823.52	1.50%	\$ 14,741.91	\$ 14,827.73	0.58%	\$ 2,506.37
MGS-S Customer 5080	5.63%	\$ 17,348.84	\$ 17,688.68	1.96%	\$ 54,438.83	\$ 54,778.67	0.62%	\$ 6,374.13
MGS-S Customer 5081	3.27%	\$ 9,385.86	\$ 9,503.52	1.25%	\$ 27,187.34	\$ 27,305.00	0.43%	\$ 3,711.14
MGS-S Customer 5082	4.87%	\$ 7,656.81	\$ 7,797.17	1.83%	\$ 20,138.97	\$ 20,279.33	0.70%	\$ 3,024.54
MGS-S Customer 5083	2.54%	\$ 7,965.55	\$ 8,043.92	0.98%	\$ 14,264.79	\$ 14,343.16	0.55%	\$ 3,160.93
MGS-S Customer 5084	3.94%	\$ 5,154.09	\$ 5,241.22	1.69%	\$ 15,216.49	\$ 15,303.62	0.57%	\$ 2,297.69
MGS-S Customer 5085	4.26%	\$ 4,344.48	\$ 4,427.29	1.91%	\$ 13,097.08	\$ 13,179.89	0.63%	\$ 2,026.41
MGS-S Customer 5086	4.66%	\$ 4,788.59	\$ 4,881.91	1.95%	\$ 7,199.55	\$ 7,292.87	1.30%	\$ 2,094.67
MGS-S Customer 5087	4.02%	\$ 6,874.69	\$ 6,981.17	1.55%	\$ 18,073.44	\$ 18,179.92	0.59%	\$ 2,756.00
MGS-S Customer 5088	3.51%	\$ 8,363.99	\$ 8,478.19	1.37%	\$ 24,479.74	\$ 24,593.94	0.47%	\$ 3,369.40
MGS-S Customer 5089	4.43%	\$ 19,937.31	\$ 20,247.04	1.55%	\$ 51,675.19	\$ 51,984.92	0.60%	\$ 7,298.91
MGS-S Customer 5090	4.30%	\$ 17,954.41	\$ 18,224.85	1.51%	\$ 55,484.54	\$ 55,754.98	0.49%	\$ 6,564.72
MGS-S Customer 5091	3.34%	\$ 19,305.50	\$ 19,532.83	1.18%	\$ 54,818.65	\$ 55,045.98	0.41%	\$ 7,035.87
MGS-S Customer 5092	4.15%	\$ 25,364.93	\$ 25,726.29	1.42%	\$ 73,252.83	\$ 73,614.19	0.49%	\$ 9,070.71
MGS-S Customer 5093	3.95%	\$ 7,357.54	\$ 7,472.41	1.56%	\$ 23,701.81	\$ 23,816.68	0.48%	\$ 3,020.43
MGS-S Customer 5094	3.52%	\$ 6,605.72	\$ 6,699.87	1.43%	\$ 21,304.60	\$ 21,398.75	0.44%	\$ 2,767.82
MGS-S Customer 5095	2.36%	\$ 32,367.80	\$ 32,645.83	0.86%	\$ 106,959.12	\$ 107,237.15	0.26%	\$ 12,047.52
MGS-S Customer 5096	3.60%	\$ 7,771.67	\$ 7,880.43	1.40%	\$ 28,713.91	\$ 28,822.67	0.38%	\$ 3,129.68
MGS-S Customer 5097	3.56%	\$ 4,798.40	\$ 4,869.30	1.48%	\$ 11,875.32	\$ 11,946.22	0.60%	\$ 2,060.22
MGS-S Customer 5098	3.87%	\$ 7,519.51	\$ 7,630.76	1.48%	\$ 17,667.61	\$ 17,778.86	0.63%	\$ 2,987.11
MGS-S Customer 5099	3.86%	\$ 8,426.48	\$ 8,554.45	1.52%	\$ 17,572.26	\$ 17,700.23	0.73%	\$ 3,443.13
MGS-S Customer 5100	3.70%	\$ 9,519.73	\$ 9,647.79	1.35%	\$ 33,265.66	\$ 33,393.72	0.38%	\$ 3,585.71
MGS-S Customer 5101	4.04%	\$ 4,490.42	\$ 4,567.48	1.72%	\$ 7,239.95	\$ 7,317.01	1.06%	\$ 1,985.72
MGS-S Customer 5102	3.82%	\$ 4,149.84	\$ 4,217.71	1.64%	\$ 9,720.08	\$ 9,787.95	0.70%	\$ 1,846.22
MGS-S Customer 5103	3.75%	\$ 4,585.50	\$ 4,657.06	1.56%	\$ 12,948.11	\$ 13,019.67	0.55%	\$ 1,977.80
MGS-S Customer 5104	2.18%	\$ 8,531.83	\$ 8,608.33	0.90%	\$ 20,346.69	\$ 20,423.19	0.38%	\$ 3,591.40
MGS-S Customer 5105	3.55%	\$ 5,492.70	\$ 5,570.23	1.41%	\$ 17,831.92	\$ 17,909.45	0.43%	\$ 2,264.36
MGS-S Customer 5106	3.69%	\$ 10,564.17	\$ 10,704.21	1.33%	\$ 36,341.02	\$ 36,481.06	0.39%	\$ 3,934.70
MGS-S Customer 5107	3.84%	\$ 15,365.10	\$ 15,573.89	1.36%	\$ 54,434.13	\$ 54,642.92	0.38%	\$ 5,646.13
MGS-S Customer 5108	3.08%	\$ 64,080.28	\$ 64,718.00	1.00%	\$ 275,445.21	\$ 276,082.93	0.23%	\$ 21,348.51
MGS-S Customer 5109	4.46%	\$ 3,965.25	\$ 4,046.23	2.04%	\$ 12,737.96	\$ 12,818.94	0.64%	\$ 1,894.92
MGS-S Customer 5110	3.28%	\$ 5,456.69	\$ 5,533.43	1.41%	\$ 13,221.02	\$ 13,297.76	0.58%	\$ 2,416.06
MGS-S Customer 5111	5.92%	\$ 3,038.69	\$ 3,120.99	2.71%	\$ 7,590.84	\$ 7,673.14	1.08%	\$ 1,472.92
MGS-S Customer 5112	3.48%	\$ 3,430.53	\$ 3,483.80	1.55%	\$ 10,199.51	\$ 10,252.78	0.52%	\$ 1,586.16
MGS-S Customer 5113	4.08%	\$ 4,529.64	\$ 4,604.98	1.66%	\$ 17,923.63	\$ 17,998.97	0.42%	\$ 1,923.91
MGS-S Customer 5114	3.95%	\$ 9,749.86	\$ 9,887.73	1.41%	\$ 38,893.04	\$ 39,030.91	0.35%	\$ 3,629.34
MGS-S Customer 5115	4.48%	\$ 4,150.74	\$ 4,229.11	1.89%	\$ 12,605.11	\$ 12,683.48	0.62%	\$ 1,828.54
MGS-S Customer 5116	3.12%	\$ 23,634.24	\$ 23,890.50	1.08%	\$ 69,865.32	\$ 70,121.58	0.37%	\$ 8,461.46
MGS-S Customer 5117	5.17%	\$ 955.83	\$ 998.21	4.43%	\$ 7,633.63	\$ 7,676.01	0.56%	\$ 861.98

Customer	Distribution % Difference	Delivery 8/24 Prices	Delivery 1/25 Prices	Delivery % Difference	Bundled 8/24 Prices	Bundled 1/25 Prices	Bundled % Difference	Distribution 1/25 Prices
MGS-S Customer 5118	4.12%	\$ 7,289.49	\$ 7,407.30	1.62%	\$ 26,823.55	\$ 26,941.36	0.44%	\$ 2,975.11
MGS-S Customer 5119	4.64%	\$ 3,422.22	\$ 3,499.39	2.25%	\$ 7,479.49	\$ 7,556.66	1.03%	\$ 1,739.79
MGS-S Customer 5120	3.65%	\$ 8,686.56	\$ 8,809.03	1.41%	\$ 25,503.09	\$ 25,625.56	0.48%	\$ 3,477.68
MGS-S Customer 5121	3.32%	\$ 24,429.35	\$ 24,698.78	1.10%	\$ 103,681.60	\$ 103,951.03	0.26%	\$ 8,374.24
MGS-S Customer 5122	2.99%	\$ 23,236.05	\$ 23,474.61	1.03%	\$ 86,986.03	\$ 87,224.59	0.27%	\$ 8,212.25
MGS-S Customer 5123	3.59%	\$ 16,650.00	\$ 16,865.19	1.29%	\$ 39,429.60	\$ 39,644.79	0.55%	\$ 6,205.95
MGS-S Customer 5124	4.02%	\$ 16,159.15	\$ 16,394.63	1.46%	\$ 52,901.77	\$ 53,137.25	0.45%	\$ 6,090.38
MGS-S Customer 5125	4.44%	\$ 13,417.79	\$ 13,627.64	1.56%	\$ 38,948.86	\$ 39,158.71	0.54%	\$ 4,937.26
MGS-S Customer 5126	3.81%	\$ 4,353.12	\$ 4,422.77	1.60%	\$ 12,688.43	\$ 12,758.08	0.55%	\$ 1,897.33
MGS-S Customer 5127	3.21%	\$ 22,420.00	\$ 22,667.71	1.10%	\$ 101,499.60	\$ 101,747.31	0.24%	\$ 7,953.70
MGS-S Customer 5128	1.89%	\$ 14,469.86	\$ 14,569.02	0.69%	\$ 46,980.16	\$ 47,079.32	0.21%	\$ 5,358.87
MGS-S Customer 5129	2.30%	\$ 5,420.94	\$ 5,474.97	1.00%	\$ 12,847.62	\$ 12,901.65	0.42%	\$ 2,401.05
MGS-S Customer 5130	4.16%	\$ 4,655.33	\$ 4,741.46	1.85%	\$ 10,291.84	\$ 10,377.97	0.84%	\$ 2,156.43
MGS-S Customer 5131	3.67%	\$ 9,608.61	\$ 9,742.27	1.39%	\$ 29,289.38	\$ 29,423.04	0.46%	\$ 3,778.36
MGS-S Customer 5132	0.30%	\$ 6,042.20	\$ 6,049.59	0.12%	\$ 15,690.62	\$ 15,698.01	0.05%	\$ 2,457.47
MGS-S Customer 5133	3.15%	\$ 58,040.59	\$ 58,637.24	1.03%	\$ 229,253.27	\$ 229,849.92	0.26%	\$ 19,555.90
MGS-S Customer 5134	3.11%	\$ 10,304.67	\$ 10,421.81	1.14%	\$ 29,199.31	\$ 29,316.45	0.40%	\$ 3,888.49
MGS-S Customer 5135	3.35%	\$ 10,547.67	\$ 10,678.11	1.24%	\$ 41,709.66	\$ 41,840.10	0.31%	\$ 4,021.02
MGS-S Customer 5136	4.14%	\$ 4,541.83	\$ 4,625.58	1.84%	\$ 11,756.10	\$ 11,839.85	0.71%	\$ 2,105.60
MGS-S Customer 5137	4.15%	\$ 4,644.14	\$ 4,727.79	1.80%	\$ 17,870.50	\$ 17,954.15	0.47%	\$ 2,098.55
MGS-S Customer 5138	3.09%	\$ 8,795.58	\$ 8,900.96	1.20%	\$ 24,701.08	\$ 24,806.46	0.43%	\$ 3,517.95
MGS-S Customer 5139	4.34%	\$ 4,851.67	\$ 4,943.22	1.89%	\$ 13,680.71	\$ 13,772.26	0.67%	\$ 2,202.94
MGS-S Customer 5140	3.98%	\$ 4,216.34	\$ 4,291.36	1.78%	\$ 16,127.98	\$ 16,203.00	0.47%	\$ 1,958.18
MGS-S Customer 5141	3.55%	\$ 10,608.78	\$ 10,749.49	1.33%	\$ 33,950.56	\$ 34,091.27	0.41%	\$ 4,099.49
MGS-S Customer 5142	3.31%	\$ 5,163.28	\$ 5,237.67	1.44%	\$ 11,918.55	\$ 11,992.94	0.62%	\$ 2,321.33
MGS-S Customer 5143	3.98%	\$ 28,577.80	\$ 28,967.63	1.36%	\$ 77,925.99	\$ 78,315.82	0.50%	\$ 10,176.11
MGS-S Customer 5144	5.52%	\$ 8,829.73	\$ 9,011.09	2.05%	\$ 17,157.27	\$ 17,338.63	1.06%	\$ 3,467.91
MGS-S Customer 5145	4.58%	\$ 12,675.45	\$ 12,881.35	1.62%	\$ 35,148.83	\$ 35,354.73	0.59%	\$ 4,701.59
MGS-S Customer 5146	3.52%	\$ 8,491.60	\$ 8,606.89	1.36%	\$ 27,447.94	\$ 27,563.23	0.42%	\$ 3,393.70
MGS-S Customer 5147	1.52%	\$ 29,957.04	\$ 30,134.72	0.59%	\$ 59,793.57	\$ 59,971.25	0.30%	\$ 11,836.42
MGS-S Customer 5148	3.04%	\$ 5,843.14	\$ 5,918.48	1.29%	\$ 13,066.20	\$ 13,141.54	0.58%	\$ 2,552.99
MGS-S Customer 5149	2.60%	\$ 11,361.40	\$ 11,479.69	1.04%	\$ 19,606.67	\$ 19,724.96	0.60%	\$ 4,673.76
MGS-S Customer 5150	4.56%	\$ 4,920.26	\$ 5,017.54	1.98%	\$ 13,311.78	\$ 13,409.06	0.73%	\$ 2,230.98
MGS-S Customer 5151	4.11%	\$ 5,886.50	\$ 5,985.89	1.69%	\$ 20,923.60	\$ 21,022.99	0.48%	\$ 2,518.26
MGS-S Customer 5152	4.09%	\$ 6,183.62	\$ 6,286.38	1.66%	\$ 21,915.44	\$ 22,018.20	0.47%	\$ 2,616.71
MGS-S Customer 5153	4.04%	\$ 4,588.01	\$ 4,664.30	1.66%	\$ 15,138.20	\$ 15,214.49	0.50%	\$ 1,964.30
MGS-S Customer 5154	3.41%	\$ 6,025.65	\$ 6,105.61	1.33%	\$ 21,580.71	\$ 21,660.67	0.37%	\$ 2,426.27
MGS-S Customer 5155	4.63%	\$ 3,726.35	\$ 3,807.46	2.18%	\$ 9,594.93	\$ 9,676.04	0.85%	\$ 1,832.91
MGS-S Customer 5156	4.24%	\$ 7,585.28	\$ 7,711.28	1.66%	\$ 24,281.49	\$ 24,407.49	0.52%	\$ 3,099.05
MGS-S Customer 5157	3.72%	\$ 5,045.51	\$ 5,126.43	1.60%	\$ 15,176.47	\$ 15,257.39	0.53%	\$ 2,258.34

Internal Use

Customer	Distribution % Difference	Delivery 8/24 Prices	Delivery 1/25 Prices	Delivery % Difference	Bundled 8/24 Prices	Bundled 1/25 Prices	Bundled % Difference	Distribution 1/25 Prices
MGS-S Customer 5158	4.37%	\$ 4,336.64	\$ 4,420.80	1.94%	\$ 15,035.03	\$ 15,119.19	0.56%	\$ 2,010.29
MGS-S Customer 5159	3.83%	\$ 7,921.30	\$ 8,038.71	1.48%	\$ 28,466.02	\$ 28,583.43	0.41%	\$ 3,186.06
MGS-S Customer 5160	3.14%	\$ 9,754.44	\$ 9,871.25	1.20%	\$ 27,396.75	\$ 27,513.56	0.43%	\$ 3,839.33
MGS-S Customer 5161	3.89%	\$ 7,682.83	\$ 7,799.53	1.52%	\$ 26,460.12	\$ 26,576.82	0.44%	\$ 3,116.01
MGS-S Customer 5162	4.29%	\$ 2,672.74	\$ 2,727.74	2.06%	\$ 7,855.17	\$ 7,910.17	0.70%	\$ 1,336.07
MGS-S Customer 5163	4.04%	\$ 4,287.26	\$ 4,367.17	1.86%	\$ 5,809.25	\$ 5,889.16	1.38%	\$ 2,056.94
MGS-S Customer 5164	4.44%	\$ 3,679.61	\$ 3,756.55	2.09%	\$ 10,160.65	\$ 10,237.59	0.76%	\$ 1,811.53
MGS-S Customer 5165	4.15%	\$ 3,530.95	\$ 3,595.81	1.84%	\$ 9,890.18	\$ 9,955.04	0.66%	\$ 1,626.30
MGS-S Customer 5166	4.02%	\$ 7,778.16	\$ 7,903.50	1.61%	\$ 13,786.49	\$ 13,911.83	0.91%	\$ 3,240.79
MGS-S Customer 5167	4.15%	\$ 4,647.57	\$ 4,732.35	1.82%	\$ 13,897.21	\$ 13,981.99	0.61%	\$ 2,128.00
MGS-S Customer 5168	2.93%	\$ 25,594.15	\$ 25,848.71	0.99%	\$ 98,023.60	\$ 98,278.16	0.26%	\$ 8,953.27
MGS-S Customer 5169	4.43%	\$ 4,202.44	\$ 4,286.53	2.00%	\$ 12,452.28	\$ 12,536.37	0.68%	\$ 1,981.19
MGS-S Customer 5170	3.20%	\$ 30,662.57	\$ 30,993.51	1.08%	\$ 121,246.23	\$ 121,577.17	0.27%	\$ 10,671.51
MGS-S Customer 5171	3.95%	\$ 3,063.04	\$ 3,118.89	1.82%	\$ 8,255.41	\$ 8,311.26	0.68%	\$ 1,470.95
MGS-S Customer 5172	3.95%	\$ 6,866.86	\$ 6,974.43	1.57%	\$ 26,009.34	\$ 26,116.91	0.41%	\$ 2,829.67
MGS-S Customer 5173	3.16%	\$ 28,861.06	\$ 29,190.68	1.14%	\$ 69,012.03	\$ 69,341.65	0.48%	\$ 10,747.47
MGS-S Customer 5174	3.68%	\$ 7,200.09	\$ 7,304.99	1.46%	\$ 25,232.27	\$ 25,337.17	0.42%	\$ 2,951.96
MGS-S Customer 5175	3.61%	\$ 4,245.08	\$ 4,315.20	1.65%	\$ 9,468.07	\$ 9,538.19	0.74%	\$ 2,014.13
MGS-S Customer 5176	2.96%	\$ 12,032.76	\$ 12,172.17	1.16%	\$ 25,698.69	\$ 25,838.10	0.54%	\$ 4,844.06
MGS-S Customer 5177	3.54%	\$ 8,816.28	\$ 8,936.02	1.36%	\$ 28,917.54	\$ 29,037.28	0.41%	\$ 3,498.73
MGS-S Customer 5178	3.86%	\$ 5,758.32	\$ 5,851.50	1.62%	\$ 15,870.08	\$ 15,963.26	0.59%	\$ 2,507.32
MGS-S Customer 5179	2.96%	\$ 30,993.33	\$ 31,302.94	1.00%	\$ 114,817.16	\$ 115,126.77	0.27%	\$ 10,766.17
MGS-S Customer 5180	4.09%	\$ 7,926.59	\$ 8,055.95	1.63%	\$ 13,702.28	\$ 13,831.64	0.94%	\$ 3,294.58
MGS-S Customer 5181	4.48%	\$ 3,451.90	\$ 3,519.68	1.96%	\$ 12,268.03	\$ 12,335.81	0.55%	\$ 1,582.34
MGS-S Customer 5182	0.89%	\$ 69,388.32	\$ 69,631.71	0.35%	\$ 156,502.94	\$ 156,746.33	0.16%	\$ 27,558.90
MGS-S Customer 5183	4.14%	\$ 3,837.75	\$ 3,912.01	1.93%	\$ 10,018.04	\$ 10,092.30	0.74%	\$ 1,867.66
MGS-S Customer 5184	3.43%	\$ 13,793.95	\$ 13,964.77	1.24%	\$ 45,262.16	\$ 45,432.98	0.38%	\$ 5,148.74
MGS-S Customer 5185	2.44%	\$ 17,737.77	\$ 17,890.34	0.86%	\$ 63,123.30	\$ 63,275.87	0.24%	\$ 6,408.40
MGS-S Customer 5186	3.80%	\$ 7,136.92	\$ 7,241.93	1.47%	\$ 14,778.87	\$ 14,883.88	0.71%	\$ 2,871.28
MGS-S Customer 5187	3.48%	\$ 4,606.20	\$ 4,672.72	1.44%	\$ 14,067.69	\$ 14,134.21	0.47%	\$ 1,976.08
MGS-S Customer 5188	4.38%	\$ 1,754.78	\$ 1,798.12	2.47%	\$ 4,592.63	\$ 4,635.97	0.94%	\$ 1,033.03
MGS-S Customer 5189	4.30%	\$ 4,126.43	\$ 4,202.32	1.84%	\$ 9,424.49	\$ 9,500.38	0.81%	\$ 1,841.83
MGS-S Customer 5190	3.98%	\$ 4,047.73	\$ 4,121.62	1.83%	\$ 11,831.37	\$ 11,905.26	0.62%	\$ 1,928.79
MGS-S Customer 5191	3.92%	\$ 5,576.94	\$ 5,669.56	1.66%	\$ 13,867.91	\$ 13,960.53	0.67%	\$ 2,457.39
MGS-S Customer 5192	3.49%	\$ 9,326.03	\$ 9,452.39	1.35%	\$ 19,804.24	\$ 19,930.60	0.64%	\$ 3,743.99
MGS-S Customer 5193	4.48%	\$ 3,370.74	\$ 3,443.79	2.17%	\$ 9,661.64	\$ 9,734.69	0.76%	\$ 1,705.36
MGS-S Customer 5194	3.04%	\$ 18,918.90	\$ 19,118.33	1.05%	\$ 73,463.80	\$ 73,663.23	0.27%	\$ 6,762.12
MGS-S Customer 5195	3.00%	\$ 10,434.11	\$ 10,550.80	1.12%	\$ 37,171.81	\$ 37,288.50	0.31%	\$ 4,009.92
MGS-S Customer 5196	3.90%	\$ 5,152.74	\$ 5,239.50	1.68%	\$ 13,029.51	\$ 13,116.27	0.67%	\$ 2,312.54
MGS-S Customer 5197	3.57%	\$ 9,960.71	\$ 10,092.92	1.33%	\$ 39,212.89	\$ 39,345.10	0.34%	\$ 3,832.20

Customer	Distribution % Difference	Delivery 8/24 Prices	Delivery 1/25 Prices	Delivery % Difference	Bundled 8/24 Prices	Bundled 1/25 Prices	Bundled % Difference	Distribution 1/25 Prices
MGS-S Customer 5198	3.51%	\$ 44,243.23	\$ 44,754.15	1.15%	\$ 171,624.37	\$ 172,135.29	0.30%	\$ 15,062.43
MGS-S Customer 5199	5.29%	\$ 27,668.02	\$ 28,163.61	1.79%	\$ 79,205.50	\$ 79,701.09	0.63%	\$ 9,870.04
MGS-S Customer 5200	3.98%	\$ 5,899.48	\$ 5,992.81	1.58%	\$ 13,650.10	\$ 13,743.43	0.68%	\$ 2,440.64
MGS-S Customer 5201	3.73%	\$ 9,172.18	\$ 9,302.28	1.42%	\$ 30,356.66	\$ 30,486.76	0.43%	\$ 3,616.29
MGS-S Customer 5202	3.67%	\$ 52,917.05	\$ 53,551.59	1.20%	\$ 202,031.14	\$ 202,665.68	0.31%	\$ 17,931.77
MGS-S Customer 5203	3.93%	\$ 5,558.69	\$ 5,650.62	1.65%	\$ 16,562.51	\$ 16,654.44	0.56%	\$ 2,431.83
MGS-S Customer 5204	4.31%	\$ 3,507.25	\$ 3,573.26	1.88%	\$ 12,989.88	\$ 13,055.89	0.51%	\$ 1,596.37
MGS-S Customer 5205	3.34%	\$ 11,661.93	\$ 11,805.97	1.24%	\$ 36,356.59	\$ 36,500.63	0.40%	\$ 4,454.34
MGS-S Customer 5206	3.98%	\$ 9,288.95	\$ 9,426.77	1.48%	\$ 38,220.17	\$ 38,357.99	0.36%	\$ 3,603.75
MGS-S Customer 5207	3.68%	\$ 9,613.30	\$ 9,749.35	1.42%	\$ 22,013.19	\$ 22,149.24	0.62%	\$ 3,831.80
MGS-S Customer 5208	3.92%	\$ 8,653.55	\$ 8,777.71	1.43%	\$ 31,340.72	\$ 31,464.88	0.40%	\$ 3,293.22
MGS-S Customer 5209	3.06%	\$ 15,934.05	\$ 16,107.43	1.09%	\$ 55,350.44	\$ 55,523.82	0.31%	\$ 5,832.27
MGS-S Customer 5210	3.93%	\$ 9,023.54	\$ 9,161.08	1.52%	\$ 19,869.45	\$ 20,006.99	0.69%	\$ 3,639.44
MGS-S Customer 5211	3.38%	\$ 5,352.16	\$ 5,429.93	1.45%	\$ 13,542.92	\$ 13,620.69	0.57%	\$ 2,377.19
MGS-S Customer 5212	4.14%	\$ 8,448.05	\$ 8,582.55	1.59%	\$ 27,182.72	\$ 27,317.22	0.49%	\$ 3,384.49
MGS-S Customer 5213	1.89%	\$ 4,154.21	\$ 4,188.33	0.82%	\$ 10,201.04	\$ 10,235.16	0.33%	\$ 1,836.87
MGS-S Customer 5214	2.98%	\$ 6,160.51	\$ 6,236.46	1.23%	\$ 18,272.46	\$ 18,348.41	0.42%	\$ 2,628.28
MGS-S Customer 5215	3.84%	\$ 4,558.97	\$ 4,636.76	1.71%	\$ 12,698.20	\$ 12,775.99	0.61%	\$ 2,103.68
MGS-S Customer 5216	4.38%	\$ 46,526.20	\$ 47,187.74	1.42%	\$ 189,092.98	\$ 189,754.52	0.35%	\$ 15,777.19
MGS-S Customer 5217	5.50%	\$ 1,645.87	\$ 1,705.27	3.61%	\$ 3,378.11	\$ 3,437.51	1.76%	\$ 1,138.86
MGS-S Customer 5218	3.64%	\$ 37,715.50	\$ 38,173.74	1.21%	\$ 127,225.09	\$ 127,683.33	0.36%	\$ 13,063.55
MGS-S Customer 5219	4.10%	\$ 4,571.48	\$ 4,655.06	1.83%	\$ 11,116.39	\$ 11,199.97	0.75%	\$ 2,120.51
MGS-S Customer 5220	2.95%	\$ 16,530.11	\$ 16,703.11	1.05%	\$ 57,349.66	\$ 57,522.66	0.30%	\$ 6,028.11
MGS-S Customer 5221	4.14%	\$ 3,199.46	\$ 3,265.38	2.06%	\$ 7,773.89	\$ 7,839.81	0.85%	\$ 1,656.73
MGS-S Customer 5222	4.07%	\$ 3,655.76	\$ 3,720.50	1.77%	\$ 12,092.87	\$ 12,157.61	0.54%	\$ 1,654.73
MGS-S Customer 5223	5.29%	\$ 1,066.22	\$ 1,113.83	4.47%	\$ 1,244.47	\$ 1,292.08	3.83%	\$ 947.05
MGS-S Customer 5224	3.75%	\$ 19,158.66	\$ 19,414.56	1.34%	\$ 42,413.60	\$ 42,669.50	0.60%	\$ 7,077.85
MGS-S Customer 5225	5.37%	\$ 7,063.08	\$ 7,213.26	2.13%	\$ 20,916.06	\$ 21,066.24	0.72%	\$ 2,944.14
MGS-S Customer 5226	3.93%	\$ 6,093.57	\$ 6,186.66	1.53%	\$ 19,927.70	\$ 20,020.79	0.47%	\$ 2,464.75
MGS-S Customer 5227	4.28%	\$ 4,538.69	\$ 4,624.87	1.90%	\$ 12,596.56	\$ 12,682.74	0.68%	\$ 2,099.11
MGS-S Customer 5228	1.86%	\$ 14,609.14	\$ 14,717.98	0.75%	\$ 47,142.29	\$ 47,251.13	0.23%	\$ 5,951.08
MGS-S Customer 5229	3.08%	\$ 52,358.89	\$ 52,882.10	1.00%	\$ 228,164.97	\$ 228,688.18	0.23%	\$ 17,526.30
MGS-S Customer 5230	4.27%	\$ 2,538.68	\$ 2,597.06	2.30%	\$ 7,435.68	\$ 7,494.06	0.79%	\$ 1,424.62
MGS-S Customer 5231	4.79%	\$ 6,913.47	\$ 7,039.94	1.83%	\$ 19,226.52	\$ 19,352.99	0.66%	\$ 2,765.98
MGS-S Customer 5232	5.22%	\$ 16,282.20	\$ 16,583.21	1.85%	\$ 45,497.13	\$ 45,798.14	0.66%	\$ 6,062.97
MGS-S Customer 5233	5.42%	\$ 1,339.28	\$ 1,381.20	3.13%	\$ 14,581.87	\$ 14,623.79	0.29%	\$ 815.96
MGS-S Customer 5234	4.72%	\$ 11,058.68	\$ 11,251.78	1.75%	\$ 32,083.19	\$ 32,276.29	0.60%	\$ 4,282.79
MGS-S Customer 5235	4.52%	\$ 6,738.05	\$ 6,855.81	1.75%	\$ 16,299.63	\$ 16,417.39	0.72%	\$ 2,722.86
MGS-S Customer 5236	3.71%	\$ 5,457.57	\$ 5,543.62	1.58%	\$ 15,179.47	\$ 15,265.52	0.57%	\$ 2,404.64
MGS-S Customer 5237	3.69%	\$ 28,312.73	\$ 28,675.61	1.28%	\$ 60,599.07	\$ 60,961.95	0.60%	\$ 10,198.78

Internal Use

Customer	Distribution % Difference	Delivery 8/24 Prices	Delivery 1/25 Prices	Delivery % Difference	Bundled 8/24 Prices	Bundled 1/25 Prices	Bundled % Difference	Distribution 1/25 Prices
MGS-S Customer 5238	3.73%	\$ 10,116.14	\$ 10,257.32	1.40%	\$ 33,489.92	\$ 33,631.10	0.42%	\$ 3,929.27
MGS-S Customer 5239	4.51%	\$ 5,543.04	\$ 5,643.01	1.80%	\$ 13,605.48	\$ 13,705.45	0.73%	\$ 2,316.84
MGS-S Customer 5240	3.19%	\$ 6,679.44	\$ 6,762.27	1.24%	\$ 18,960.50	\$ 19,043.33	0.44%	\$ 2,675.71
MGS-S Customer 5241	3.86%	\$ 5,183.93	\$ 5,270.32	1.67%	\$ 12,848.74	\$ 12,935.13	0.67%	\$ 2,324.72
MGS-S Customer 5242	4.55%	\$ 11,177.88	\$ 11,361.47	1.64%	\$ 28,317.43	\$ 28,501.02	0.65%	\$ 4,217.12
MGS-S Customer 5243	4.96%	\$ 4,057.19	\$ 4,142.95	2.11%	\$ 9,967.82	\$ 10,053.58	0.86%	\$ 1,815.80
MGS-S Customer 5244	3.96%	\$ 6,578.60	\$ 6,677.97	1.51%	\$ 23,516.59	\$ 23,615.96	0.42%	\$ 2,611.76
MGS-S Customer 5245	3.17%	\$ 32,297.86	\$ 32,641.58	1.06%	\$ 120,683.09	\$ 121,026.81	0.28%	\$ 11,175.39
MGS-S Customer 5246	4.52%	\$ 2,885.10	\$ 2,945.97	2.11%	\$ 8,461.97	\$ 8,522.84	0.72%	\$ 1,407.91
MGS-S Customer 5247	3.38%	\$ 10,033.99	\$ 10,163.22	1.29%	\$ 25,947.38	\$ 26,076.61	0.50%	\$ 3,950.80
MGS-S Customer 5248	4.30%	\$ 5,493.43	\$ 5,589.14	1.74%	\$ 10,266.79	\$ 10,362.50	0.93%	\$ 2,321.94
MGS-S Customer 5249	3.98%	\$ 4,771.62	\$ 4,847.80	1.60%	\$ 20,382.55	\$ 20,458.73	0.37%	\$ 1,992.03
MGS-S Customer 5250	4.35%	\$ 5,731.05	\$ 5,834.75	1.81%	\$ 17,640.52	\$ 17,744.22	0.59%	\$ 2,487.58
MGS-S Customer 5251	3.97%	\$ 4,640.99	\$ 4,722.19	1.75%	\$ 13,891.78	\$ 13,972.98	0.58%	\$ 2,124.92
MGS-S Customer 5252	4.08%	\$ 5,115.60	\$ 5,205.46	1.76%	\$ 14,476.08	\$ 14,565.94	0.62%	\$ 2,289.95
MGS-S Customer 5253	3.53%	\$ 6,276.76	\$ 6,367.24	1.44%	\$ 20,900.45	\$ 20,990.93	0.43%	\$ 2,653.95
MGS-S Customer 5254	5.72%	\$ 2,469.43	\$ 2,547.13	3.15%	\$ 2,853.36	\$ 2,931.06	2.72%	\$ 1,436.79
MGS-S Customer 5255	3.91%	\$ 36,495.20	\$ 36,978.29	1.32%	\$ 100,562.84	\$ 101,045.93	0.48%	\$ 12,826.92
MGS-S Customer 5256	4.11%	\$ 4,148.06	\$ 4,224.90	1.85%	\$ 14,646.61	\$ 14,723.45	0.52%	\$ 1,944.96
MGS-S Customer 5257	3.40%	\$ 5,427.11	\$ 5,505.99	1.45%	\$ 14,179.48	\$ 14,258.36	0.56%	\$ 2,399.36
MGS-S Customer 5258	3.10%	\$ 36,310.67	\$ 36,695.76	1.06%	\$ 112,200.03	\$ 112,585.12	0.34%	\$ 12,825.45
MGS-S Customer 5259	5.22%	\$ 4,163.34	\$ 4,255.14	2.20%	\$ 10,485.78	\$ 10,577.58	0.88%	\$ 1,850.89
MGS-S Customer 5260	5.38%	\$ 1,395.74	\$ 1,447.69	3.72%	\$ 7,838.50	\$ 7,890.45	0.66%	\$ 1,017.66
MGS-S Customer 5261	4.82%	\$ 8,737.28	\$ 8,892.94	1.78%	\$ 23,436.16	\$ 23,591.82	0.66%	\$ 3,385.40
MGS-S Customer 5262	3.87%	\$ 5,695.10	\$ 5,784.35	1.57%	\$ 9,397.24	\$ 9,486.49	0.95%	\$ 2,397.68
MGS-S Customer 5263	4.08%	\$ 5,032.09	\$ 5,119.65	1.74%	\$ 17,945.94	\$ 18,033.50	0.49%	\$ 2,235.57
MGS-S Customer 5264	3.69%	\$ 5,178.15	\$ 5,255.60	1.50%	\$ 14,332.27	\$ 14,409.72	0.54%	\$ 2,178.16
MGS-S Customer 5265	4.29%	\$ 5,819.98	\$ 5,921.28	1.74%	\$ 25,697.29	\$ 25,798.59	0.39%	\$ 2,461.63
MGS-S Customer 5266	2.09%	\$ 3,653.92	\$ 3,688.10	0.94%	\$ 9,241.07	\$ 9,275.25	0.37%	\$ 1,667.38
MGS-S Customer 5267	5.66%	\$ 1,745.83	\$ 1,801.82	3.21%	\$ 2,861.04	\$ 2,917.03	1.96%	\$ 1,044.88
MGS-S Customer 5268	6.05%	\$ 5,472.89	\$ 5,609.71	2.50%	\$ 18,401.82	\$ 18,538.64	0.74%	\$ 2,398.61
MGS-S Customer 5269	2.39%	\$ 5,624.02	\$ 5,677.91	0.96%	\$ 16,977.26	\$ 17,031.15	0.32%	\$ 2,311.39
MGS-S Customer 5270	4.06%	\$ 7,433.12	\$ 7,552.12	1.60%	\$ 23,635.71	\$ 23,754.71	0.50%	\$ 3,048.44
MGS-S Customer 5271	2.24%	\$ 10,474.35	\$ 10,563.53	0.85%	\$ 29,099.33	\$ 29,188.51	0.31%	\$ 4,074.86
MGS-S Customer 5272	2.08%	\$ 4,439.05	\$ 4,478.33	0.88%	\$ 11,053.43	\$ 11,092.71	0.36%	\$ 1,932.38
MGS-S Customer 5273	2.97%	\$ 5,229.80	\$ 5,296.71	1.28%	\$ 14,794.81	\$ 14,861.72	0.45%	\$ 2,322.85
MGS-S Customer 5274	2.80%	\$ 36,106.07	\$ 36,442.44	0.93%	\$ 146,539.62	\$ 146,875.99	0.23%	\$ 12,333.38
MGS-S Customer 5275	-3.21%	\$ 11,034.56	\$ 10,812.20	-2.02%	\$ 15,233.75	\$ 15,011.39	-1.46%	\$ 6,697.79
MGS-S Customer 5276	3.82%	\$ 5,733.13	\$ 5,819.48	1.51%	\$ 18,186.73	\$ 18,273.08	0.47%	\$ 2,348.53
MGS-S Customer 5277	3.12%	\$ 3,842.64	\$ 3,899.24	1.47%	\$ 9,611.70	\$ 9,668.30	0.59%	\$ 1,868.32

Internal Use

Customer	Distribution % Difference	Delivery 8/24 Prices	Delivery 1/25 Prices	Delivery % Difference	Bundled 8/24 Prices	Bundled 1/25 Prices	Bundled % Difference	Distribution 1/25 Prices
MGS-S Customer 5278	3.83%	\$ 8,978.75	\$ 9,105.25	1.41%	\$ 28,348.38	\$ 28,474.88	0.45%	\$ 3,429.40
MGS-S Customer 5279	3.05%	\$ 11,680.18	\$ 11,809.71	1.11%	\$ 29,409.33	\$ 29,538.86	0.44%	\$ 4,374.40
MGS-S Customer 5280	3.30%	\$ 4,779.49	\$ 4,846.00	1.39%	\$ 7,951.45	\$ 8,017.96	0.84%	\$ 2,080.22
MGS-S Customer 5281	3.39%	\$ 9,686.83	\$ 9,810.05	1.27%	\$ 35,153.92	\$ 35,277.14	0.35%	\$ 3,762.30
MGS-S Customer 5282	3.47%	\$ 7,152.25	\$ 7,251.20	1.38%	\$ 22,454.44	\$ 22,553.39	0.44%	\$ 2,953.35
MGS-S Customer 5283	6.09%	\$ 9,786.72	\$ 10,013.36	2.32%	\$ 17,085.88	\$ 17,312.52	1.33%	\$ 3,947.73
MGS-S Customer 5284	5.66%	\$ 2,284.46	\$ 2,356.41	3.15%	\$ 6,730.80	\$ 6,802.75	1.07%	\$ 1,343.03
MGS-S Customer 5285	4.12%	\$ 6,880.69	\$ 6,994.46	1.65%	\$ 20,715.73	\$ 20,829.50	0.55%	\$ 2,873.21
MGS-S Customer 5286	4.24%	\$ 4,260.22	\$ 4,341.83	1.92%	\$ 11,835.44	\$ 11,917.05	0.69%	\$ 2,005.34
MGS-S Customer 5287	4.14%	\$ 3,883.78	\$ 3,952.85	1.78%	\$ 11,928.28	\$ 11,997.35	0.58%	\$ 1,737.19
MGS-S Customer 5288	4.03%	\$ 25,722.44	\$ 26,078.70	1.39%	\$ 73,100.73	\$ 73,456.99	0.49%	\$ 9,196.61
MGS-S Customer 5289	4.19%	\$ 6,986.66	\$ 7,099.86	1.62%	\$ 15,944.93	\$ 16,058.13	0.71%	\$ 2,811.94
MGS-S Customer 5290	4.05%	\$ 2,179.99	\$ 2,225.86	2.10%	\$ 5,340.87	\$ 5,386.74	0.86%	\$ 1,178.14
MGS-S Customer 5291	3.60%	\$ 6,633.42	\$ 6,731.01	1.47%	\$ 17,276.05	\$ 17,373.64	0.56%	\$ 2,806.72
MGS-S Customer 5292	4.23%	\$ 3,537.98	\$ 3,604.32	1.88%	\$ 9,302.12	\$ 9,368.46	0.71%	\$ 1,633.24
MGS-S Customer 5293	3.80%	\$ 6,441.53	\$ 6,534.20	1.44%	\$ 27,421.60	\$ 27,514.27	0.34%	\$ 2,534.47
MGS-S Customer 5294	3.72%	\$ 7,756.77	\$ 7,870.23	1.46%	\$ 23,499.56	\$ 23,613.02	0.48%	\$ 3,162.20
MGS-S Customer 5295	3.94%	\$ 4,999.20	\$ 5,078.69	1.59%	\$ 16,705.06	\$ 16,784.55	0.48%	\$ 2,098.85
MGS-S Customer 5296	5.33%	\$ 2,308.46	\$ 2,378.26	3.02%	\$ 3,990.42	\$ 4,060.22	1.75%	\$ 1,379.87
MGS-S Customer 5297	3.75%	\$ 12,084.92	\$ 12,250.51	1.37%	\$ 39,489.92	\$ 39,655.51	0.42%	\$ 4,586.09
MGS-S Customer 5298	4.46%	\$ 3,717.20	\$ 3,795.89	2.12%	\$ 7,800.98	\$ 7,879.67	1.01%	\$ 1,841.79
MGS-S Customer 5299	3.83%	\$ 20,175.41	\$ 20,449.78	1.36%	\$ 42,461.40	\$ 42,735.77	0.65%	\$ 7,439.85
MGS-S Customer 5300	3.43%	\$ 6,842.57	\$ 6,937.31	1.38%	\$ 20,476.51	\$ 20,571.25	0.46%	\$ 2,857.23
MGS-S Customer 5301	2.87%	\$ 8,866.25	\$ 8,970.74	1.18%	\$ 13,875.57	\$ 13,980.06	0.75%	\$ 3,739.98
MGS-S Customer 5302	3.36%	\$ 18,946.38	\$ 19,172.48	1.19%	\$ 46,963.83	\$ 47,189.93	0.48%	\$ 6,964.39
MGS-S Customer 5303	4.36%	\$ 3,402.61	\$ 3,474.62	2.12%	\$ 8,673.02	\$ 8,745.03	0.83%	\$ 1,723.32
MGS-S Customer 5304	3.24%	\$ 14,596.43	\$ 14,765.64	1.16%	\$ 51,499.02	\$ 51,668.23	0.33%	\$ 5,387.18
MGS-S Customer 5305	4.17%	\$ 4,274.51	\$ 4,350.68	1.78%	\$ 8,256.83	\$ 8,333.00	0.92%	\$ 1,902.29
MGS-S Customer 5306	4.32%	\$ 5,598.69	\$ 5,698.98	1.79%	\$ 20,407.38	\$ 20,507.67	0.49%	\$ 2,420.70
MGS-S Customer 5307	3.66%	\$ 4,812.70	\$ 4,884.01	1.48%	\$ 18,043.75	\$ 18,115.06	0.40%	\$ 2,021.90
MGS-S Customer 5308	3.47%	\$ 5,549.74	\$ 5,632.23	1.49%	\$ 11,677.93	\$ 11,760.42	0.71%	\$ 2,460.98
MGS-S Customer 5309	3.56%	\$ 7,630.00	\$ 7,736.80	1.40%	\$ 24,659.86	\$ 24,766.66	0.43%	\$ 3,107.88
MGS-S Customer 5310	3.78%	\$ 9,958.38	\$ 10,100.47	1.43%	\$ 30,032.22	\$ 30,174.31	0.47%	\$ 3,898.24
MGS-S Customer 5311	3.08%	\$ 12,747.71	\$ 12,889.08	1.11%	\$ 31,889.16	\$ 32,030.53	0.44%	\$ 4,735.69
MGS-S Customer 5312	4.59%	\$ 3,926.98	\$ 4,010.21	2.12%	\$ 10,731.27	\$ 10,814.50	0.78%	\$ 1,896.07
MGS-S Customer 5313	3.06%	\$ 11,787.35	\$ 11,922.11	1.14%	\$ 30,645.43	\$ 30,780.19	0.44%	\$ 4,536.70
MGS-S Customer 5314	3.84%	\$ 14,048.65	\$ 14,243.14	1.38%	\$ 43,895.12	\$ 44,089.61	0.44%	\$ 5,253.36
MGS-S Customer 5315	4.73%	\$ 3,274.73	\$ 3,344.54	2.13%	\$ 8,506.29	\$ 8,576.10	0.82%	\$ 1,546.87
MGS-S Customer 5316	2.31%	\$ 20,142.28	\$ 20,314.53	0.86%	\$ 69,289.37	\$ 69,461.62	0.25%	\$ 7,616.06
MGS-S Customer 5317	2.71%	\$ 18,819.84	\$ 19,006.91	0.99%	\$ 73,830.94	\$ 74,018.01	0.25%	\$ 7,098.10

Internal Use

Customer	Distribution % Difference	Delivery 8/24 Prices	Delivery 1/25 Prices	Delivery % Difference	Bundled 8/24 Prices	Bundled 1/25 Prices	Bundled % Difference	Distribution 1/25 Prices
MGS-S Customer 5318	3.75%	\$ 5,461.27	\$ 5,543.35	1.50%	\$ 15,082.50	\$ 15,164.58	0.54%	\$ 2,273.66
MGS-S Customer 5319	4.42%	\$ 3,126.16	\$ 3,189.43	2.02%	\$ 8,474.96	\$ 8,538.23	0.75%	\$ 1,493.29
MGS-S Customer 5320	4.60%	\$ 6,642.05	\$ 6,765.27	1.86%	\$ 18,853.75	\$ 18,976.97	0.65%	\$ 2,804.34
MGS-S Customer 5321	3.81%	\$ 21,751.24	\$ 22,037.18	1.31%	\$ 72,817.96	\$ 73,103.90	0.39%	\$ 7,783.81
MGS-S Customer 5322	2.78%	\$ 4,907.43	\$ 4,963.76	1.15%	\$ 14,081.66	\$ 14,137.99	0.40%	\$ 2,079.85
MGS-S Customer 5323	3.58%	\$ 8,178.24	\$ 8,287.30	1.33%	\$ 26,413.69	\$ 26,522.75	0.41%	\$ 3,157.11
MGS-S Customer 5324	2.02%	\$ 51,225.44	\$ 51,597.63	0.73%	\$ 96,592.69	\$ 96,964.88	0.39%	\$ 18,828.65
MGS-S Customer 5325	3.29%	\$ 12,187.77	\$ 12,336.34	1.22%	\$ 33,833.88	\$ 33,982.45	0.44%	\$ 4,658.39
MGS-S Customer 5326	5.46%	\$ 1,576.33	\$ 1,633.82	3.65%	\$ 3,744.60	\$ 3,802.09	1.54%	\$ 1,111.36
MGS-S Customer 5327	3.85%	\$ 6,694.96	\$ 6,799.33	1.56%	\$ 19,021.72	\$ 19,126.09	0.55%	\$ 2,817.61
MGS-S Customer 5328	3.51%	\$ 4,205.34	\$ 4,268.58	1.50%	\$ 9,519.51	\$ 9,582.75	0.66%	\$ 1,866.16
MGS-S Customer 5329	3.84%	\$ 5,481.21	\$ 5,565.62	1.54%	\$ 14,665.27	\$ 14,749.68	0.58%	\$ 2,284.14
MGS-S Customer 5330	3.76%	\$ 3,265.92	\$ 3,321.34	1.70%	\$ 10,227.32	\$ 10,282.74	0.54%	\$ 1,528.45
MGS-S Customer 5331	1.91%	\$ 3,705.02	\$ 3,736.68	0.85%	\$ 9,105.46	\$ 9,137.12	0.35%	\$ 1,685.78
MGS-S Customer 5332	3.41%	\$ 11,729.75	\$ 11,877.44	1.26%	\$ 35,743.52	\$ 35,891.21	0.41%	\$ 4,483.37
MGS-S Customer 5333	2.59%	\$ 3,208.30	\$ 3,246.81	1.20%	\$ 7,246.61	\$ 7,285.12	0.53%	\$ 1,525.39
MGS-S Customer 5334	2.16%	\$ 3,766.82	\$ 3,802.89	0.96%	\$ 9,206.91	\$ 9,242.98	0.39%	\$ 1,707.82
MGS-S Customer 5335	3.87%	\$ 3,713.01	\$ 3,776.04	1.70%	\$ 9,728.53	\$ 9,791.56	0.65%	\$ 1,691.17
MGS-S Customer 5336	2.14%	\$ 3,637.57	\$ 3,672.37	0.96%	\$ 9,115.03	\$ 9,149.83	0.38%	\$ 1,662.65
MGS-S Customer 5337	2.51%	\$ 2,723.62	\$ 2,756.90	1.22%	\$ 6,111.99	\$ 6,145.27	0.54%	\$ 1,361.45
MGS-S Customer 5338	3.91%	\$ 4,331.94	\$ 4,403.94	1.66%	\$ 9,128.50	\$ 9,200.50	0.79%	\$ 1,915.46
MGS-S Customer 5339	3.67%	\$ 7,685.43	\$ 7,795.22	1.43%	\$ 27,969.40	\$ 28,079.19	0.39%	\$ 3,104.77
MGS-S Customer 5340	3.38%	\$ 28,484.96	\$ 28,807.02	1.13%	\$ 116,623.38	\$ 116,945.44	0.28%	\$ 9,855.77
MGS-S Customer 5341	5.32%	\$ 1,116.15	\$ 1,164.81	4.36%	\$ 1,350.39	\$ 1,399.05	3.60%	\$ 964.12
MGS-S Customer 5342	2.26%	\$ 9,667.81	\$ 9,753.44	0.89%	\$ 18,132.46	\$ 18,218.09	0.47%	\$ 3,867.15
MGS-S Customer 5343	4.24%	\$ 8,014.20	\$ 8,147.20	1.66%	\$ 22,198.78	\$ 22,331.78	0.60%	\$ 3,266.40
MGS-S Customer 5344	4.78%	\$ 12,995.37	\$ 13,222.02	1.74%	\$ 32,630.44	\$ 32,857.09	0.69%	\$ 4,968.74
MGS-S Customer 5345	4.36%	\$ 5,510.90	\$ 5,612.71	1.85%	\$ 14,469.17	\$ 14,570.98	0.70%	\$ 2,434.72
MGS-S Customer 5346	3.69%	\$ 3,942.48	\$ 4,005.41	1.60%	\$ 10,257.60	\$ 10,320.53	0.61%	\$ 1,768.27
MGS-S Customer 5347	4.81%	\$ 8,127.20	\$ 8,279.79	1.88%	\$ 19,868.93	\$ 20,021.52	0.77%	\$ 3,326.98
MGS-S Customer 5348	5.52%	\$ 3,425.81	\$ 3,509.25	2.44%	\$ 9,461.22	\$ 9,544.66	0.88%	\$ 1,596.40
MGS-S Customer 5349	3.28%	\$ 13,951.05	\$ 14,116.60	1.19%	\$ 44,900.74	\$ 45,066.29	0.37%	\$ 5,205.46
MGS-S Customer 5350	1.55%	\$ 8,356.85	\$ 8,409.87	0.63%	\$ 17,817.88	\$ 17,870.90	0.30%	\$ 3,481.34
MGS-S Customer 5351	2.64%	\$ 14,669.21	\$ 14,814.37	0.99%	\$ 33,783.24	\$ 33,928.40	0.43%	\$ 5,639.16
MGS-S Customer 5352	3.44%	\$ 5,526.09	\$ 5,606.72	1.46%	\$ 15,283.64	\$ 15,364.27	0.53%	\$ 2,426.84
MGS-S Customer 5353	3.72%	\$ 4,874.22	\$ 4,953.83	1.63%	\$ 11,938.34	\$ 12,017.95	0.67%	\$ 2,220.50
MGS-S Customer 5354	3.76%	\$ 4,948.84	\$ 5,024.28	1.52%	\$ 16,117.43	\$ 16,192.87	0.47%	\$ 2,084.35
MGS-S Customer 5355	3.45%	\$ 4,349.07	\$ 4,412.79	1.47%	\$ 10,258.79	\$ 10,322.51	0.62%	\$ 1,911.70
MGS-S Customer 5356	3.81%	\$ 5,170.99	\$ 5,256.46	1.65%	\$ 12,122.79	\$ 12,208.26	0.71%	\$ 2,330.76
MGS-S Customer 5357	3.40%	\$ 3,823.41	\$ 3,883.96	1.58%	\$ 12,396.73	\$ 12,457.28	0.49%	\$ 1,842.81

Customer	Distribution % Difference	Delivery 8/24 Prices	Delivery 1/25 Prices	Delivery % Difference	Bundled 8/24 Prices	Bundled 1/25 Prices	Bundled % Difference	Distribution 1/25 Prices
MGS-S Customer 5358	5.76%	\$ 5,857.93	\$ 5,990.13	2.26%	\$ 14,660.57	\$ 14,792.77	0.90%	\$ 2,427.52
MGS-S Customer 5359	5.74%	\$ 2,611.67	\$ 2,691.60	3.06%	\$ 4,915.23	\$ 4,995.16	1.63%	\$ 1,472.88
MGS-S Customer 5360	3.97%	\$ 2,689.27	\$ 2,740.66	1.91%	\$ 7,029.35	\$ 7,080.74	0.73%	\$ 1,346.90
MGS-S Customer 5361	2.78%	\$ 5,253.34	\$ 5,312.89	1.13%	\$ 14,544.12	\$ 14,603.67	0.41%	\$ 2,199.19
MGS-S Customer 5362	3.81%	\$ 5,455.09	\$ 5,542.35	1.60%	\$ 18,874.22	\$ 18,961.48	0.46%	\$ 2,378.01
MGS-S Customer 5363	2.67%	\$ 3,862.02	\$ 3,911.38	1.28%	\$ 6,465.29	\$ 6,514.65	0.76%	\$ 1,895.71
MGS-S Customer 5364	3.88%	\$ 5,854.94	\$ 5,949.42	1.61%	\$ 17,447.22	\$ 17,541.70	0.54%	\$ 2,530.54
MGS-S Customer 5365	3.24%	\$ 35,045.84	\$ 35,432.16	1.10%	\$ 100,057.30	\$ 100,443.62	0.39%	\$ 12,298.34
MGS-S Customer 5366	4.75%	\$ 12,313.86	\$ 12,521.31	1.68%	\$ 35,198.59	\$ 35,406.04	0.59%	\$ 4,574.19
MGS-S Customer 5367	3.87%	\$ 5,731.18	\$ 5,823.39	1.61%	\$ 19,368.55	\$ 19,460.76	0.48%	\$ 2,472.90
MGS-S Customer 5368	3.83%	\$ 4,608.81	\$ 4,687.01	1.70%	\$ 13,132.88	\$ 13,211.08	0.60%	\$ 2,118.26
MGS-S Customer 5369	3.84%	\$ 6,693.31	\$ 6,796.27	1.54%	\$ 23,330.10	\$ 23,433.06	0.44%	\$ 2,786.37
MGS-S Customer 5370	3.39%	\$ 17,228.58	\$ 17,436.01	1.20%	\$ 50,520.44	\$ 50,727.87	0.41%	\$ 6,329.96
MGS-S Customer 5371	4.50%	\$ 3,898.89	\$ 3,978.74	2.05%	\$ 14,997.78	\$ 15,077.63	0.53%	\$ 1,855.37
MGS-S Customer 5372	3.59%	\$ 4,634.43	\$ 4,708.62	1.60%	\$ 10,787.53	\$ 10,861.72	0.69%	\$ 2,142.92
MGS-S Customer 5373	3.54%	\$ 51,317.90	\$ 51,915.12	1.16%	\$ 203,379.99	\$ 203,977.21	0.29%	\$ 17,472.19
MGS-S Customer 5374	3.51%	\$ 12,420.93	\$ 12,583.25	1.31%	\$ 28,020.55	\$ 28,182.87	0.58%	\$ 4,784.54
MGS-S Customer 5375	2.46%	\$ 25,392.15	\$ 25,614.59	0.88%	\$ 91,921.03	\$ 92,143.47	0.24%	\$ 9,269.66
MGS-S Customer 5376	3.94%	\$ 5,397.61	\$ 5,486.84	1.65%	\$ 19,823.17	\$ 19,912.40	0.45%	\$ 2,351.51
MGS-S Customer 5377	4.31%	\$ 4,994.79	\$ 5,083.22	1.77%	\$ 11,206.16	\$ 11,294.59	0.79%	\$ 2,138.02
MGS-S Customer 5378	5.68%	\$ 2,349.55	\$ 2,423.70	3.16%	\$ 4,963.10	\$ 5,037.25	1.49%	\$ 1,378.90
MGS-S Customer 5379	4.21%	\$ 8,199.01	\$ 8,332.48	1.63%	\$ 25,763.28	\$ 25,896.75	0.52%	\$ 3,306.51
MGS-S Customer 5380	2.78%	\$ 3,604.45	\$ 3,652.35	1.33%	\$ 11,627.24	\$ 11,675.14	0.41%	\$ 1,768.27
MGS-S Customer 5381	2.80%	\$ 11,858.53	\$ 11,982.46	1.05%	\$ 31,539.30	\$ 31,663.23	0.39%	\$ 4,553.08
MGS-S Customer 5382	3.74%	\$ 11,447.68	\$ 11,608.94	1.41%	\$ 24,144.66	\$ 24,305.92	0.67%	\$ 4,468.70
MGS-S Customer 5383	3.34%	\$ 7,279.84	\$ 7,377.21	1.34%	\$ 20,909.21	\$ 21,006.58	0.47%	\$ 3,008.84
MGS-S Customer 5384	4.43%	\$ 3,353.62	\$ 3,425.85	2.15%	\$ 9,281.62	\$ 9,353.85	0.78%	\$ 1,701.82
MGS-S Customer 5385	3.81%	\$ 7,263.04	\$ 7,372.86	1.51%	\$ 22,575.29	\$ 22,685.11	0.49%	\$ 2,993.95
MGS-S Customer 5386	4.06%	\$ 6,476.09	\$ 6,581.66	1.63%	\$ 23,713.91	\$ 23,819.48	0.45%	\$ 2,707.71
MGS-S Customer 5387	3.20%	\$ 42,503.49	\$ 42,962.37	1.08%	\$ 130,843.02	\$ 131,301.90	0.35%	\$ 14,813.65
MGS-S Customer 5388	3.33%	\$ 4,004.81	\$ 4,062.56	1.44%	\$ 10,142.83	\$ 10,200.58	0.57%	\$ 1,789.89
MGS-S Customer 5389	3.79%	\$ 3,789.48	\$ 3,857.20	1.79%	\$ 9,104.00	\$ 9,171.72	0.74%	\$ 1,855.64
MGS-S Customer 5390	4.15%	\$ 9,608.55	\$ 9,759.97	1.58%	\$ 27,205.15	\$ 27,356.57	0.56%	\$ 3,796.97
MGS-S Customer 5391	2.11%	\$ 9,340.06	\$ 9,416.35	0.82%	\$ 27,475.99	\$ 27,552.28	0.28%	\$ 3,683.78
MGS-S Customer 5392	3.76%	\$ 18,846.87	\$ 19,100.10	1.34%	\$ 39,309.89	\$ 39,563.12	0.64%	\$ 6,989.27
MGS-S Customer 5393	4.15%	\$ 2,978.25	\$ 3,035.21	1.91%	\$ 10,155.72	\$ 10,212.68	0.56%	\$ 1,427.94
MGS-S Customer 5394	4.15%	\$ 49,438.49	\$ 50,118.80	1.38%	\$ 152,440.33	\$ 153,120.64	0.45%	\$ 17,065.64
MGS-S Customer 5395	3.80%	\$ 4,618.57	\$ 4,692.22	1.59%	\$ 9,449.18	\$ 9,522.83	0.78%	\$ 2,014.56
MGS-S Customer 5396	3.53%	\$ 35,133.29	\$ 35,565.00	1.23%	\$ 53,278.36	\$ 53,710.07	0.81%	\$ 12,668.74
MGS-S Customer 5397	4.09%	\$ 17,275.98	\$ 17,524.10	1.44%	\$ 57,204.28	\$ 57,452.40	0.43%	\$ 6,308.61

Internal Use

Customer	Distribution % Difference	Delivery 8/24 Prices	Delivery 1/25 Prices	Delivery % Difference	Bundled 8/24 Prices	Bundled 1/25 Prices	Bundled % Difference	Distribution 1/25 Prices
MGS-S Customer 5398	2.90%	\$ 4,332.76	\$ 4,390.70	1.34%	\$ 7,121.71	\$ 7,179.65	0.81%	\$ 2,058.85
MGS-S Customer 5399	3.92%	\$ 10,244.99	\$ 10,399.01	1.50%	\$ 18,573.33	\$ 18,727.35	0.83%	\$ 4,082.59
MGS-S Customer 5400	3.59%	\$ 3,538.92	\$ 3,595.71	1.60%	\$ 8,322.80	\$ 8,379.59	0.68%	\$ 1,638.35
MGS-S Customer 5401	3.48%	\$ 9,769.13	\$ 9,897.69	1.32%	\$ 31,067.88	\$ 31,196.44	0.41%	\$ 3,821.26
MGS-S Customer 5402	3.64%	\$ 3,963.76	\$ 4,025.87	1.57%	\$ 11,397.75	\$ 11,459.86	0.54%	\$ 1,767.56
MGS-S Customer 5403	5.84%	\$ 5,621.88	\$ 5,758.33	2.43%	\$ 15,152.16	\$ 15,288.61	0.90%	\$ 2,473.91
MGS-S Customer 5404	4.80%	\$ 1,982.49	\$ 2,039.63	2.88%	\$ 4,644.83	\$ 4,701.97	1.23%	\$ 1,248.04
MGS-S Customer 5405	3.95%	\$ 4,269.48	\$ 4,345.49	1.78%	\$ 12,859.59	\$ 12,935.60	0.59%	\$ 2,000.15
MGS-S Customer 5406	2.81%	\$ 10,020.18	\$ 10,128.08	1.08%	\$ 24,993.29	\$ 25,101.19	0.43%	\$ 3,947.92
MGS-S Customer 5407	2.57%	\$ 4,574.14	\$ 4,628.23	1.18%	\$ 4,919.90	\$ 4,973.99	1.10%	\$ 2,158.55
MGS-S Customer 5408	3.77%	\$ 6,614.79	\$ 6,715.04	1.52%	\$ 23,000.09	\$ 23,100.34	0.44%	\$ 2,760.43
MGS-S Customer 5409	4.34%	\$ 4,544.76	\$ 4,633.65	1.96%	\$ 7,752.14	\$ 7,841.03	1.15%	\$ 2,135.97
MGS-S Customer 5410	3.14%	\$ 4,204.81	\$ 4,261.54	1.35%	\$ 9,360.39	\$ 9,417.12	0.61%	\$ 1,865.64
MGS-S Customer 5411	3.89%	\$ 4,178.39	\$ 4,252.49	1.77%	\$ 11,130.19	\$ 11,204.29	0.67%	\$ 1,979.81
MGS-S Customer 5412	4.35%	\$ 2,897.72	\$ 2,961.79	2.21%	\$ 9,754.80	\$ 9,818.87	0.66%	\$ 1,536.05
MGS-S Customer 5413	3.69%	\$ 6,300.51	\$ 6,395.04	1.50%	\$ 21,668.97	\$ 21,763.50	0.44%	\$ 2,657.80
MGS-S Customer 5414	3.34%	\$ 16,092.36	\$ 16,281.36	1.17%	\$ 62,328.01	\$ 62,517.01	0.30%	\$ 5,842.37
MGS-S Customer 5415	2.15%	\$ 17,775.51	\$ 17,927.07	0.85%	\$ 30,828.99	\$ 30,980.55	0.49%	\$ 7,209.16
MGS-S Customer 5416	5.84%	\$ 3,306.99	\$ 3,399.79	2.81%	\$ 10,368.48	\$ 10,461.28	0.90%	\$ 1,682.31
MGS-S Customer 5417	3.59%	\$ 7,899.07	\$ 8,009.41	1.40%	\$ 27,744.38	\$ 27,854.72	0.40%	\$ 3,181.74
MGS-S Customer 5418	3.40%	\$ 8,721.90	\$ 8,836.45	1.31%	\$ 26,423.63	\$ 26,538.18	0.43%	\$ 3,481.89
MGS-S Customer 5419	3.72%	\$ 3,749.19	\$ 3,814.65	1.75%	\$ 11,244.89	\$ 11,310.35	0.58%	\$ 1,825.86
MGS-S Customer 5420	3.57%	\$ 7,950.77	\$ 8,061.07	1.39%	\$ 27,582.52	\$ 27,692.82	0.40%	\$ 3,201.09
MGS-S Customer 5421	3.65%	\$ 73,090.38	\$ 73,986.50	1.23%	\$ 156,777.09	\$ 157,673.21	0.57%	\$ 25,416.33
MGS-S Customer 5422	2.88%	\$ 26,069.99	\$ 26,324.01	0.97%	\$ 103,038.00	\$ 103,292.02	0.25%	\$ 9,085.48
MGS-S Customer 5423	2.71%	\$ 2,780.86	\$ 2,817.28	1.31%	\$ 6,705.47	\$ 6,741.89	0.54%	\$ 1,378.13
MGS-S Customer 5424	3.35%	\$ 2,747.50	\$ 2,796.72	1.79%	\$ 4,136.95	\$ 4,186.17	1.19%	\$ 1,519.40
MGS-S Customer 5425	3.34%	\$ 3,905.60	\$ 3,961.80	1.44%	\$ 12,416.53	\$ 12,472.73	0.45%	\$ 1,738.58
MGS-S Customer 5426	3.33%	\$ 10,106.36	\$ 10,228.18	1.21%	\$ 34,683.10	\$ 34,804.92	0.35%	\$ 3,781.03
MGS-S Customer 5427	3.59%	\$ 10,512.79	\$ 10,656.77	1.37%	\$ 22,214.42	\$ 22,358.40	0.65%	\$ 4,149.06
MGS-S Customer 5428	4.20%	\$ 8,011.00	\$ 8,143.32	1.65%	\$ 19,569.91	\$ 19,702.23	0.68%	\$ 3,283.64
MGS-S Customer 5429	2.84%	\$ 3,715.07	\$ 3,762.20	1.27%	\$ 6,823.04	\$ 6,870.17	0.69%	\$ 1,708.83
MGS-S Customer 5430	4.11%	\$ 5,509.54	\$ 5,603.64	1.71%	\$ 20,962.90	\$ 21,057.00	0.45%	\$ 2,384.00
MGS-S Customer 5431	2.42%	\$ 5,659.48	\$ 5,715.39	0.99%	\$ 11,372.66	\$ 11,428.57	0.49%	\$ 2,363.82
MGS-S Customer 5432	4.92%	\$ 5,600.00	\$ 5,715.31	2.06%	\$ 15,294.02	\$ 15,409.33	0.75%	\$ 2,460.51
MGS-S Customer 5433	3.92%	\$ 5,233.21	\$ 5,321.62	1.69%	\$ 12,724.68	\$ 12,813.09	0.69%	\$ 2,343.40
MGS-S Customer 5434	2.70%	\$ 16,080.90	\$ 16,234.70	0.96%	\$ 60,753.42	\$ 60,907.22	0.25%	\$ 5,841.60
MGS-S Customer 5435	3.82%	\$ 5,739.00	\$ 5,829.81	1.58%	\$ 20,310.82	\$ 20,401.63	0.45%	\$ 2,468.71
MGS-S Customer 5436	3.79%	\$ 8,768.62	\$ 8,910.94	1.62%	\$ 16,481.42	\$ 16,623.74	0.86%	\$ 3,896.12
MGS-S Customer 5437	3.63%	\$ 4,879.75	\$ 4,958.04	1.60%	\$ 10,294.82	\$ 10,373.11	0.76%	\$ 2,233.74

Internal Use

Customer	Distribution % Difference	Delivery 8/24 Prices	Delivery 1/25 Prices	Delivery % Difference	Bundled 8/24 Prices	Bundled 1/25 Prices	Bundled % Difference	Distribution 1/25 Prices
MGS-S Customer 5438	2.97%	\$ 5,185.03	\$ 5,252.41	1.30%	\$ 10,623.98	\$ 10,691.36	0.63%	\$ 2,336.55
MGS-S Customer 5439	3.86%	\$ 4,242.46	\$ 4,311.69	1.63%	\$ 12,334.16	\$ 12,403.39	0.56%	\$ 1,860.74
MGS-S Customer 5440	4.50%	\$ 5,697.20	\$ 5,803.86	1.87%	\$ 17,461.79	\$ 17,568.45	0.61%	\$ 2,477.57
MGS-S Customer 5441	3.18%	\$ 20,519.16	\$ 20,761.88	1.18%	\$ 45,771.43	\$ 46,014.15	0.53%	\$ 7,876.43
MGS-S Customer 5442	3.54%	\$ 9,405.41	\$ 9,527.07	1.29%	\$ 31,848.17	\$ 31,969.83	0.38%	\$ 3,554.00
MGS-S Customer 5443	4.06%	\$ 2,739.83	\$ 2,798.51	2.14%	\$ 6,463.45	\$ 6,522.13	0.91%	\$ 1,502.41
MGS-S Customer 5444	3.99%	\$ 7,362.58	\$ 7,477.60	1.56%	\$ 27,587.25	\$ 27,702.27	0.42%	\$ 2,994.87
MGS-S Customer 5445	4.15%	\$ 4,545.16	\$ 4,623.70	1.73%	\$ 11,930.48	\$ 12,009.02	0.66%	\$ 1,972.30
MGS-S Customer 5446	3.76%	\$ 9,837.52	\$ 9,975.84	1.41%	\$ 35,481.71	\$ 35,620.03	0.39%	\$ 3,816.44
MGS-S Customer 5447	5.41%	\$ 1,466.23	\$ 1,514.43	3.29%	\$ 3,683.40	\$ 3,731.60	1.31%	\$ 938.85
MGS-S Customer 5448	4.04%	\$ 5,676.60	\$ 5,771.46	1.67%	\$ 21,173.27	\$ 21,268.13	0.45%	\$ 2,441.54
MGS-S Customer 5449	3.96%	\$ 5,211.77	\$ 5,292.66	1.55%	\$ 23,910.10	\$ 23,990.99	0.34%	\$ 2,123.31
MGS-S Customer 5450	3.97%	\$ 4,337.61	\$ 4,409.85	1.67%	\$ 13,011.82	\$ 13,084.06	0.56%	\$ 1,890.16
MGS-S Customer 5451	4.10%	\$ 6,546.79	\$ 6,655.23	1.66%	\$ 20,777.87	\$ 20,886.31	0.52%	\$ 2,753.94
MGS-S Customer 5452	3.20%	\$ 7,903.67	\$ 8,003.52	1.26%	\$ 22,412.64	\$ 22,512.49	0.45%	\$ 3,218.59
MGS-S Customer 5453	3.24%	\$ 6,677.24	\$ 6,761.69	1.26%	\$ 16,623.44	\$ 16,707.89	0.51%	\$ 2,691.76
MGS-S Customer 5454	3.90%	\$ 4,835.70	\$ 4,916.91	1.68%	\$ 17,886.32	\$ 17,967.53	0.45%	\$ 2,165.39
MGS-S Customer 5455	3.95%	\$ 4,117.05	\$ 4,186.65	1.69%	\$ 10,201.13	\$ 10,270.73	0.68%	\$ 1,831.66
MGS-S Customer 5456	3.77%	\$ 8,467.31	\$ 8,589.85	1.45%	\$ 29,477.77	\$ 29,600.31	0.42%	\$ 3,372.45
MGS-S Customer 5457	3.47%	\$ 6,249.10	\$ 6,333.88	1.36%	\$ 17,984.66	\$ 18,069.44	0.47%	\$ 2,531.39
MGS-S Customer 5458	3.84%	\$ 4,341.45	\$ 4,411.74	1.62%	\$ 11,810.29	\$ 11,880.58	0.60%	\$ 1,899.54
MGS-S Customer 5459	4.21%	\$ 4,855.02	\$ 4,945.77	1.87%	\$ 7,647.74	\$ 7,738.49	1.19%	\$ 2,246.44
MGS-S Customer 5460	3.03%	\$ 37,315.09	\$ 37,691.67	1.01%	\$ 140,412.91	\$ 140,789.49	0.27%	\$ 12,811.45
MGS-S Customer 5461	1.60%	\$ 3,699.85	\$ 3,726.46	0.72%	\$ 7,658.63	\$ 7,685.24	0.35%	\$ 1,693.03
MGS-S Customer 5462	2.75%	\$ 24,006.44	\$ 24,232.68	0.94%	\$ 86,641.21	\$ 86,867.45	0.26%	\$ 8,467.76
MGS-S Customer 5463	3.79%	\$ 5,751.42	\$ 5,838.02	1.51%	\$ 15,684.59	\$ 15,771.19	0.55%	\$ 2,372.65
MGS-S Customer 5464	3.42%	\$ 4,139.30	\$ 4,197.23	1.40%	\$ 22,101.55	\$ 22,159.48	0.26%	\$ 1,753.08
MGS-S Customer 5465	3.61%	\$ 4,618.81	\$ 4,692.99	1.61%	\$ 12,365.32	\$ 12,439.50	0.60%	\$ 2,126.30
MGS-S Customer 5466	0.09%	\$ 5,679.57	\$ 5,681.62	0.04%	\$ 15,617.77	\$ 15,619.82	0.01%	\$ 2,329.03
MGS-S Customer 5467	5.16%	\$ 690.70	\$ 723.17	4.70%	\$ 3,683.72	\$ 3,716.19	0.88%	\$ 662.11
MGS-S Customer 5468	2.49%	\$ 9,420.86	\$ 9,513.69	0.99%	\$ 13,602.91	\$ 13,695.74	0.68%	\$ 3,813.64
MGS-S Customer 5469	4.82%	\$ 3,007.53	\$ 3,080.43	2.42%	\$ 8,528.41	\$ 8,601.31	0.85%	\$ 1,585.34
MGS-S Customer 5470	3.86%	\$ 4,717.26	\$ 4,797.91	1.71%	\$ 11,111.57	\$ 11,192.22	0.73%	\$ 2,171.26
MGS-S Customer 5471	3.61%	\$ 6,939.42	\$ 7,033.82	1.36%	\$ 27,432.38	\$ 27,526.78	0.34%	\$ 2,710.20
MGS-S Customer 5472	2.58%	\$ 5,851.17	\$ 5,911.32	1.03%	\$ 17,259.25	\$ 17,319.40	0.35%	\$ 2,390.83
MGS-S Customer 5473	5.14%	\$ 3,145.99	\$ 3,218.99	2.32%	\$ 9,963.99	\$ 10,036.99	0.73%	\$ 1,491.95
MGS-S Customer 5474	3.65%	\$ 12,258.73	\$ 12,418.56	1.30%	\$ 54,580.96	\$ 54,740.79	0.29%	\$ 4,539.75
MGS-S Customer 5475	4.73%	\$ 5,358.19	\$ 5,459.56	1.89%	\$ 14,435.30	\$ 14,536.67	0.70%	\$ 2,246.18
MGS-S Customer 5476	3.51%	\$ 9,919.98	\$ 10,049.81	1.31%	\$ 37,098.96	\$ 37,228.79	0.35%	\$ 3,832.21
MGS-S Customer 5477	3.53%	\$ 5,641.95	\$ 5,727.35	1.51%	\$ 10,637.44	\$ 10,722.84	0.80%	\$ 2,501.45

Customer	Distribution % Difference	Delivery 8/24 Prices	Delivery 1/25 Prices	Delivery % Difference	Bundled 8/24 Prices	Bundled 1/25 Prices	Bundled % Difference	Distribution 1/25 Prices
MGS-S Customer 5478	3.10%	\$ 4,059.02	\$ 4,113.85	1.35%	\$ 8,088.41	\$ 8,143.24	0.68%	\$ 1,822.82
MGS-S Customer 5479	3.25%	\$ 17,693.51	\$ 17,889.86	1.11%	\$ 67,256.52	\$ 67,452.87	0.29%	\$ 6,241.33
MGS-S Customer 5480	2.88%	\$ 7,836.22	\$ 7,927.69	1.17%	\$ 11,748.61	\$ 11,840.08	0.78%	\$ 3,268.08
MGS-S Customer 5481	3.46%	\$ 4,323.45	\$ 4,391.39	1.57%	\$ 10,809.06	\$ 10,877.00	0.63%	\$ 2,031.81
MGS-S Customer 5482	5.82%	\$ 2,440.98	\$ 2,510.86	2.86%	\$ 5,989.78	\$ 6,059.66	1.17%	\$ 1,270.85
MGS-S Customer 5483	4.61%	\$ 4,299.01	\$ 4,388.89	2.09%	\$ 8,951.83	\$ 9,041.71	1.00%	\$ 2,041.16
MGS-S Customer 5484	4.20%	\$ 2,769.12	\$ 2,824.41	2.00%	\$ 7,518.26	\$ 7,573.55	0.74%	\$ 1,372.46
MGS-S Customer 5485	3.62%	\$ 3,135.73	\$ 3,187.97	1.67%	\$ 8,450.02	\$ 8,502.26	0.62%	\$ 1,494.39
MGS-S Customer 5486	3.82%	\$ 6,002.60	\$ 6,092.78	1.50%	\$ 17,213.24	\$ 17,303.42	0.52%	\$ 2,451.18
MGS-S Customer 5487	3.48%	\$ 7,317.53	\$ 7,420.95	1.41%	\$ 14,200.77	\$ 14,304.19	0.73%	\$ 3,070.71
MGS-S Customer 5488	4.20%	\$ 5,968.06	\$ 6,072.94	1.76%	\$ 12,907.18	\$ 13,012.06	0.81%	\$ 2,604.69
MGS-S Customer 5489	3.27%	\$ 4,555.94	\$ 4,622.64	1.46%	\$ 12,054.84	\$ 12,121.54	0.55%	\$ 2,104.68
MGS-S Customer 5490	3.44%	\$ 6,355.47	\$ 6,440.60	1.34%	\$ 19,724.32	\$ 19,809.45	0.43%	\$ 2,556.70
MGS-S Customer 5491	3.31%	\$ 5,091.92	\$ 5,165.45	1.44%	\$ 11,970.14	\$ 12,043.67	0.61%	\$ 2,295.63
MGS-S Customer 5492	2.45%	\$ 16,144.03	\$ 16,294.53	0.93%	\$ 56,858.46	\$ 57,008.96	0.26%	\$ 6,306.02
MGS-S Customer 5493	3.53%	\$ 8,308.97	\$ 8,424.31	1.39%	\$ 20,005.00	\$ 20,120.34	0.58%	\$ 3,381.79
MGS-S Customer 5494	3.31%	\$ 11,346.20	\$ 11,486.65	1.24%	\$ 29,948.32	\$ 30,088.77	0.47%	\$ 4,387.44
MGS-S Customer 5495	2.60%	\$ 5,243.39	\$ 5,302.95	1.14%	\$ 11,213.78	\$ 11,273.34	0.53%	\$ 2,351.23
MGS-S Customer 5496	3.60%	\$ 30,923.72	\$ 31,297.33	1.21%	\$ 113,348.96	\$ 113,722.57	0.33%	\$ 10,749.54
MGS-S Customer 5497	3.64%	\$ 5,574.80	\$ 5,660.11	1.53%	\$ 17,375.95	\$ 17,461.26	0.49%	\$ 2,430.30
MGS-S Customer 5498	3.45%	\$ 9,915.05	\$ 10,041.23	1.27%	\$ 44,335.84	\$ 44,462.02	0.28%	\$ 3,778.69
MGS-S Customer 5499	3.49%	\$ 6,302.51	\$ 6,387.26	1.34%	\$ 23,060.42	\$ 23,145.17	0.37%	\$ 2,514.45
MGS-S Customer 5500	3.67%	\$ 5,377.85	\$ 5,456.55	1.46%	\$ 18,039.29	\$ 18,117.99	0.44%	\$ 2,222.69
MGS-S Customer 5501	4.30%	\$ 4,137.46	\$ 4,218.20	1.95%	\$ 12,268.69	\$ 12,349.43	0.66%	\$ 1,958.84
MGS-S Customer 5502	3.37%	\$ 53,625.81	\$ 54,224.10	1.12%	\$ 179,800.32	\$ 180,398.61	0.33%	\$ 18,330.03
MGS-S Customer 5503	3.63%	\$ 30,870.24	\$ 31,240.17	1.20%	\$ 137,574.22	\$ 137,944.15	0.27%	\$ 10,559.24
MGS-S Customer 5504	2.21%	\$ 23,531.34	\$ 23,719.60	0.80%	\$ 81,545.29	\$ 81,733.55	0.23%	\$ 8,713.91
MGS-S Customer 5505	3.81%	\$ 11,500.01	\$ 11,662.56	1.41%	\$ 33,191.82	\$ 33,354.37	0.49%	\$ 4,423.69
MGS-S Customer 5506	3.72%	\$ 3,559.94	\$ 3,617.95	1.63%	\$ 12,429.54	\$ 12,487.55	0.47%	\$ 1,617.10
MGS-S Customer 5507	3.28%	\$ 6,473.03	\$ 6,559.91	1.34%	\$ 19,179.15	\$ 19,266.03	0.45%	\$ 2,734.43
MGS-S Customer 5508	3.28%	\$ 4,763.49	\$ 4,833.03	1.46%	\$ 10,895.34	\$ 10,964.88	0.64%	\$ 2,186.60
MGS-S Customer 5509	2.53%	\$ 6,323.75	\$ 6,386.75	1.00%	\$ 18,175.18	\$ 18,238.18	0.35%	\$ 2,551.52
MGS-S Customer 5510	3.14%	\$ 8,198.11	\$ 8,297.49	1.21%	\$ 29,940.54	\$ 30,039.92	0.33%	\$ 3,269.20
MGS-S Customer 5511	3.90%	\$ 8,164.05	\$ 8,289.29	1.53%	\$ 19,887.50	\$ 20,012.74	0.63%	\$ 3,333.76
MGS-S Customer 5512	3.59%	\$ 6,492.88	\$ 6,583.63	1.40%	\$ 18,364.65	\$ 18,455.40	0.49%	\$ 2,615.93
MGS-S Customer 5513	4.17%	\$ 17,600.56	\$ 17,859.77	1.47%	\$ 49,438.99	\$ 49,698.20	0.52%	\$ 6,480.13
MGS-S Customer 5514	3.86%	\$ 4,888.34	\$ 4,970.61	1.68%	\$ 13,802.28	\$ 13,884.55	0.60%	\$ 2,212.94
MGS-S Customer 5515	2.49%	\$ 54,221.40	\$ 54,677.38	0.84%	\$ 277,378.34	\$ 277,834.32	0.16%	\$ 18,755.26
MGS-S Customer 5516	4.78%	\$ 15,795.92	\$ 16,065.00	1.70%	\$ 41,491.53	\$ 41,760.61	0.65%	\$ 5,902.47
MGS-S Customer 5517	4.18%	\$ 3,526.65	\$ 3,597.34	2.00%	\$ 9,548.80	\$ 9,619.49	0.74%	\$ 1,760.56

Internal Use

Customer	Distribution % Difference	Delivery 8/24 Prices	Delivery 1/25 Prices	Delivery % Difference	Bundled 8/24 Prices	Bundled 1/25 Prices	Bundled % Difference	Distribution 1/25 Prices
MGS-S Customer 5518	3.71%	\$ 6,225.77	\$ 6,314.64	1.43%	\$ 23,580.25	\$ 23,669.12	0.38%	\$ 2,484.67
MGS-S Customer 5519	3.80%	\$ 3,959.40	\$ 4,025.40	1.67%	\$ 6,385.90	\$ 6,451.90	1.03%	\$ 1,802.19
MGS-S Customer 5520	4.04%	\$ 4,285.47	\$ 4,364.19	1.84%	\$ 9,953.63	\$ 10,032.35	0.79%	\$ 2,026.85
MGS-S Customer 5521	5.50%	\$ 1,769.53	\$ 1,828.44	3.33%	\$ 10,699.24	\$ 10,758.15	0.55%	\$ 1,130.75
MGS-S Customer 5522	3.63%	\$ 10,087.59	\$ 10,219.54	1.31%	\$ 36,477.93	\$ 36,609.88	0.36%	\$ 3,764.03
MGS-S Customer 5523	3.50%	\$ 18,187.61	\$ 18,414.88	1.25%	\$ 43,380.46	\$ 43,607.73	0.52%	\$ 6,722.55
MGS-S Customer 5524	3.82%	\$ 3,771.97	\$ 3,835.57	1.69%	\$ 7,574.66	\$ 7,638.26	0.84%	\$ 1,727.24
MGS-S Customer 5525	4.13%	\$ 3,636.23	\$ 3,706.83	1.94%	\$ 12,418.54	\$ 12,489.14	0.57%	\$ 1,778.94
MGS-S Customer 5526	3.21%	\$ 4,611.83	\$ 4,678.03	1.44%	\$ 11,088.75	\$ 11,154.95	0.60%	\$ 2,131.06
MGS-S Customer 5527	4.45%	\$ 3,809.13	\$ 3,882.24	1.92%	\$ 11,514.04	\$ 11,587.15	0.63%	\$ 1,714.70
MGS-S Customer 5528	-0.95%	\$ 23,110.41	\$ 23,006.45	-0.45%	\$ 36,831.19	\$ 36,727.23	-0.28%	\$ 10,893.90
MGS-S Customer 5529	3.22%	\$ 59,046.57	\$ 59,662.11	1.04%	\$ 260,744.79	\$ 261,360.33	0.24%	\$ 19,740.50
MGS-S Customer 5530	3.44%	\$ 13,649.97	\$ 13,819.11	1.24%	\$ 47,709.68	\$ 47,878.82	0.35%	\$ 5,080.39
MGS-S Customer 5531	3.23%	\$ 20,945.24	\$ 21,179.47	1.12%	\$ 74,557.75	\$ 74,791.98	0.31%	\$ 7,476.09
MGS-S Customer 5532	4.08%	\$ 5,825.59	\$ 5,924.27	1.69%	\$ 18,298.61	\$ 18,397.29	0.54%	\$ 2,515.14
MGS-S Customer 5533	3.70%	\$ 8,111.86	\$ 8,230.81	1.47%	\$ 16,941.81	\$ 17,060.76	0.70%	\$ 3,334.72
MGS-S Customer 5534	4.47%	\$ 5,275.51	\$ 5,373.75	1.86%	\$ 21,851.97	\$ 21,950.21	0.45%	\$ 2,296.20
MGS-S Customer 5535	4.16%	\$ 5,018.12	\$ 5,102.67	1.68%	\$ 14,953.69	\$ 15,038.24	0.57%	\$ 2,118.98
MGS-S Customer 5536	3.12%	\$ 17,841.01	\$ 18,038.51	1.11%	\$ 53,738.08	\$ 53,935.58	0.37%	\$ 6,520.87
MGS-S Customer 5537	3.34%	\$ 34,369.13	\$ 34,771.38	1.17%	\$ 99,814.79	\$ 100,217.04	0.40%	\$ 12,448.99
MGS-S Customer 5538	3.89%	\$ 6,732.65	\$ 6,839.11	1.58%	\$ 17,327.18	\$ 17,433.64	0.61%	\$ 2,843.29
MGS-S Customer 5539	3.77%	\$ 11,622.43	\$ 11,785.69	1.40%	\$ 29,516.12	\$ 29,679.38	0.55%	\$ 4,492.87
MGS-S Customer 5540	3.36%	\$ 14,565.20	\$ 14,741.24	1.21%	\$ 46,047.13	\$ 46,223.17	0.38%	\$ 5,416.10
MGS-S Customer 5541	3.97%	\$ 7,678.79	\$ 7,798.93	1.56%	\$ 21,646.38	\$ 21,766.52	0.56%	\$ 3,149.26
MGS-S Customer 5542	3.73%	\$ 5,254.30	\$ 5,338.33	1.60%	\$ 14,403.51	\$ 14,487.54	0.58%	\$ 2,338.04
MGS-S Customer 5543	4.41%	\$ 28,399.35	\$ 28,823.88	1.49%	\$ 89,251.61	\$ 89,676.14	0.48%	\$ 10,041.17
MGS-S Customer 5544	3.54%	\$ 14,015.64	\$ 14,195.83	1.29%	\$ 40,177.45	\$ 40,357.64	0.45%	\$ 5,264.74
MGS-S Customer 5545	6.04%	\$ 4,018.00	\$ 4,123.29	2.62%	\$ 4,186.65	\$ 4,291.94	2.51%	\$ 1,847.05
MGS-S Customer 5546	3.71%	\$ 8,196.64	\$ 8,313.96	1.43%	\$ 29,184.59	\$ 29,301.91	0.40%	\$ 3,277.99
MGS-S Customer 5547	3.66%	\$ 7,439.38	\$ 7,542.93	1.39%	\$ 20,900.21	\$ 21,003.76	0.50%	\$ 2,934.40
MGS-S Customer 5548	3.76%	\$ 15,329.54	\$ 15,534.04	1.33%	\$ 52,405.81	\$ 52,610.31	0.39%	\$ 5,646.93
MGS-S Customer 5549	4.24%	\$ 4,266.62	\$ 4,344.05	1.81%	\$ 7,503.82	\$ 7,581.25	1.03%	\$ 1,905.10
MGS-S Customer 5550	3.10%	\$ 13,875.63	\$ 14,031.37	1.12%	\$ 43,479.86	\$ 43,635.60	0.36%	\$ 5,186.72
MGS-S Customer 5551	3.51%	\$ 5,963.01	\$ 6,050.89	1.47%	\$ 14,309.74	\$ 14,397.62	0.61%	\$ 2,589.25
MGS-S Customer 5552	4.30%	\$ 4,107.11	\$ 4,181.97	1.82%	\$ 11,953.48	\$ 12,028.34	0.63%	\$ 1,816.98
MGS-S Customer 5553	3.80%	\$ 12,078.71	\$ 12,243.27	1.36%	\$ 51,450.77	\$ 51,615.33	0.32%	\$ 4,499.42
MGS-S Customer 5554	3.41%	\$ 7,619.63	\$ 7,721.61	1.34%	\$ 26,567.40	\$ 26,669.38	0.38%	\$ 3,089.72
MGS-S Customer 5555	3.65%	\$ 4,521.00	\$ 4,593.93	1.61%	\$ 15,120.10	\$ 15,193.03	0.48%	\$ 2,072.16
MGS-S Customer 5556	3.81%	\$ 6,669.19	\$ 6,767.65	1.48%	\$ 18,409.32	\$ 18,507.78	0.53%	\$ 2,679.45
MGS-S Customer 5557	3.33%	\$ 4,389.73	\$ 4,455.70	1.50%	\$ 12,004.38	\$ 12,070.35	0.55%	\$ 2,046.31

Internal Use

Customer	Distribution % Difference	Delivery 8/24 Prices	Delivery 1/25 Prices	Delivery % Difference	Bundled 8/24 Prices	Bundled 1/25 Prices	Bundled % Difference	Distribution 1/25 Prices
MGS-S Customer 5558	4.50%	\$ 5,560.14	\$ 5,659.82	1.79%	\$ 14,505.61	\$ 14,605.29	0.69%	\$ 2,316.46
MGS-S Customer 5559	4.20%	\$ 5,678.00	\$ 5,773.21	1.68%	\$ 13,693.82	\$ 13,789.03	0.70%	\$ 2,362.72
MGS-S Customer 5560	3.40%	\$ 16,194.44	\$ 16,387.83	1.19%	\$ 60,903.53	\$ 61,096.92	0.32%	\$ 5,889.34
MGS-S Customer 5561	1.88%	\$ 51,237.86	\$ 51,572.77	0.65%	\$ 184,185.92	\$ 184,520.83	0.18%	\$ 18,133.65
MGS-S Customer 5562	0.86%	\$ 9,844.70	\$ 9,876.42	0.32%	\$ 26,572.90	\$ 26,604.62	0.12%	\$ 3,725.96
MGS-S Customer 5563	3.52%	\$ 6,133.57	\$ 6,216.66	1.35%	\$ 24,461.46	\$ 24,544.55	0.34%	\$ 2,444.69
MGS-S Customer 5564	1.91%	\$ 4,466.35	\$ 4,502.81	0.82%	\$ 9,902.67	\$ 9,939.13	0.37%	\$ 1,949.47
MGS-S Customer 5565	3.90%	\$ 5,834.12	\$ 5,928.02	1.61%	\$ 20,544.42	\$ 20,638.32	0.46%	\$ 2,501.26
MGS-S Customer 5566	3.68%	\$ 4,778.99	\$ 4,850.68	1.50%	\$ 16,788.10	\$ 16,859.79	0.43%	\$ 2,018.95
MGS-S Customer 5567	3.49%	\$ 11,926.37	\$ 12,077.14	1.26%	\$ 29,079.63	\$ 29,230.40	0.52%	\$ 4,468.18
MGS-S Customer 5568	3.71%	\$ 5,394.51	\$ 5,479.85	1.58%	\$ 15,037.91	\$ 15,123.25	0.57%	\$ 2,383.26
MGS-S Customer 5569	4.83%	\$ 8,198.36	\$ 8,350.35	1.85%	\$ 27,164.41	\$ 27,316.40	0.56%	\$ 3,300.53
MGS-S Customer 5570	4.00%	\$ 7,258.20	\$ 7,375.86	1.62%	\$ 13,227.22	\$ 13,344.88	0.89%	\$ 3,059.83
MGS-S Customer 5571	2.21%	\$ 9,305.62	\$ 9,385.64	0.86%	\$ 24,104.14	\$ 24,184.16	0.33%	\$ 3,696.23
MGS-S Customer 5572	2.25%	\$ 4,249.08	\$ 4,290.00	0.96%	\$ 12,396.88	\$ 12,437.80	0.33%	\$ 1,856.34
MGS-S Customer 5573	4.06%	\$ 9,504.91	\$ 9,649.05	1.52%	\$ 36,928.19	\$ 37,072.33	0.39%	\$ 3,690.35
MGS-S Customer 5574	3.55%	\$ 5,826.16	\$ 5,912.03	1.47%	\$ 18,953.46	\$ 19,039.33	0.45%	\$ 2,507.88
MGS-S Customer 5575	4.97%	\$ 4,432.79	\$ 4,524.74	2.07%	\$ 11,000.67	\$ 11,092.62	0.84%	\$ 1,942.24
MGS-S Customer 5576	3.75%	\$ 4,514.78	\$ 4,585.27	1.56%	\$ 13,081.01	\$ 13,151.50	0.54%	\$ 1,951.70
MGS-S Customer 5577	3.78%	\$ 3,058.88	\$ 3,118.37	1.94%	\$ 4,046.12	\$ 4,105.61	1.47%	\$ 1,633.98
MGS-S Customer 5578	3.14%	\$ 16,337.89	\$ 16,520.23	1.12%	\$ 54,355.70	\$ 54,538.04	0.34%	\$ 5,983.55
MGS-S Customer 5579	3.59%	\$ 3,924.15	\$ 3,984.30	1.53%	\$ 13,620.79	\$ 13,680.94	0.44%	\$ 1,737.51
MGS-S Customer 5580	3.69%	\$ 9,248.55	\$ 9,379.29	1.41%	\$ 25,638.53	\$ 25,769.27	0.51%	\$ 3,676.57
MGS-S Customer 5581	3.45%	\$ 9,794.57	\$ 9,928.51	1.37%	\$ 18,199.81	\$ 18,333.75	0.74%	\$ 4,020.76
MGS-S Customer 5582	3.91%	\$ 3,836.46	\$ 3,900.91	1.68%	\$ 12,793.47	\$ 12,857.92	0.50%	\$ 1,713.40
MGS-S Customer 5583	3.37%	\$ 6,500.57	\$ 6,590.51	1.38%	\$ 17,712.12	\$ 17,802.06	0.51%	\$ 2,755.14
MGS-S Customer 5584	3.95%	\$ 5,373.44	\$ 5,462.43	1.66%	\$ 19,734.10	\$ 19,823.09	0.45%	\$ 2,343.57
MGS-S Customer 5585	3.54%	\$ 2,535.58	\$ 2,584.18	1.92%	\$ 7,490.05	\$ 7,538.65	0.65%	\$ 1,420.97
MGS-S Customer 5586	3.02%	\$ 8,240.28	\$ 8,337.72	1.18%	\$ 24,317.63	\$ 24,415.07	0.40%	\$ 3,323.24
MGS-S Customer 5587	3.95%	\$ 45,067.69	\$ 45,664.09	1.32%	\$ 128,308.77	\$ 128,905.17	0.46%	\$ 15,677.01
MGS-S Customer 5588	5.17%	\$ 965.01	\$ 1,007.40	4.39%	\$ 8,093.12	\$ 8,135.51	0.52%	\$ 861.98
MGS-S Customer 5589	4.30%	\$ 4,125.15	\$ 4,199.40	1.80%	\$ 15,064.41	\$ 15,138.66	0.49%	\$ 1,801.29
MGS-S Customer 5590	3.81%	\$ 6,689.11	\$ 6,792.49	1.55%	\$ 18,347.66	\$ 18,451.04	0.56%	\$ 2,820.08
MGS-S Customer 5591	3.33%	\$ 38,628.05	\$ 39,072.90	1.15%	\$ 69,492.95	\$ 69,937.80	0.64%	\$ 13,788.76
MGS-S Customer 5592	3.41%	\$ 6,530.56	\$ 6,621.65	1.39%	\$ 17,698.23	\$ 17,789.32	0.51%	\$ 2,766.06
MGS-S Customer 5593	3.81%	\$ 4,802.56	\$ 4,883.39	1.68%	\$ 10,800.37	\$ 10,881.20	0.75%	\$ 2,203.54
MGS-S Customer 5594	3.50%	\$ 21,244.14	\$ 21,507.12	1.24%	\$ 65,057.40	\$ 65,320.38	0.40%	\$ 7,786.11
MGS-S Customer 5595	3.84%	\$ 5,333.78	\$ 5,420.07	1.62%	\$ 18,980.98	\$ 19,067.27	0.45%	\$ 2,334.30
MGS-S Customer 5596	4.30%	\$ 21,483.86	\$ 21,803.52	1.49%	\$ 65,571.99	\$ 65,891.65	0.49%	\$ 7,748.13
MGS-S Customer 5597	3.82%	\$ 8,748.91	\$ 8,875.03	1.44%	\$ 35,843.91	\$ 35,970.03	0.35%	\$ 3,427.62

Internal Use

Customer	Distribution % Difference	Delivery 8/24 Prices	Delivery 1/25 Prices	Delivery % Difference	Bundled 8/24 Prices	Bundled 1/25 Prices	Bundled % Difference	Distribution 1/25 Prices
MGS-S Customer 5598	4.02%	\$ 3,126.63	\$ 3,183.81	1.83%	\$ 10,040.84	\$ 10,098.02	0.57%	\$ 1,481.07
MGS-S Customer 5599	3.55%	\$ 13,811.51	\$ 13,987.46	1.27%	\$ 49,392.64	\$ 49,568.59	0.36%	\$ 5,126.97
MGS-S Customer 5600	3.57%	\$ 17,539.43	\$ 17,758.50	1.25%	\$ 62,211.95	\$ 62,431.02	0.35%	\$ 6,359.71
MGS-S Customer 5601	3.64%	\$ 7,188.51	\$ 7,293.31	1.46%	\$ 19,858.07	\$ 19,962.87	0.53%	\$ 2,985.71
MGS-S Customer 5602	3.00%	\$ 8,903.57	\$ 9,006.57	1.16%	\$ 27,249.74	\$ 27,352.74	0.38%	\$ 3,537.52
MGS-S Customer 5603	3.03%	\$ 6,647.96	\$ 6,727.21	1.19%	\$ 14,230.95	\$ 14,310.20	0.56%	\$ 2,697.14
MGS-S Customer 5604	4.45%	\$ 4,084.98	\$ 4,162.59	1.90%	\$ 10,073.31	\$ 10,150.92	0.77%	\$ 1,823.04
MGS-S Customer 5605	3.93%	\$ 4,529.64	\$ 4,603.39	1.63%	\$ 14,306.95	\$ 14,380.70	0.52%	\$ 1,949.03
MGS-S Customer 5606	4.12%	\$ 8,442.81	\$ 8,578.66	1.61%	\$ 19,626.94	\$ 19,762.79	0.69%	\$ 3,436.16
MGS-S Customer 5607	4.50%	\$ 2,679.46	\$ 2,743.22	2.38%	\$ 6,817.06	\$ 6,880.82	0.94%	\$ 1,479.78
MGS-S Customer 5608	3.49%	\$ 6,713.99	\$ 6,808.58	1.41%	\$ 21,092.82	\$ 21,187.41	0.45%	\$ 2,807.56
MGS-S Customer 5609	4.00%	\$ 3,739.82	\$ 3,805.19	1.75%	\$ 9,894.98	\$ 9,960.35	0.66%	\$ 1,699.97
MGS-S Customer 5610	5.75%	\$ 2,297.59	\$ 2,361.00	2.76%	\$ 13,555.76	\$ 13,619.17	0.47%	\$ 1,165.60
MGS-S Customer 5611	3.35%	\$ 21,060.96	\$ 21,308.97	1.18%	\$ 55,915.95	\$ 56,163.96	0.44%	\$ 7,651.23
MGS-S Customer 5612	4.19%	\$ 4,547.16	\$ 4,631.19	1.85%	\$ 14,106.00	\$ 14,190.03	0.60%	\$ 2,090.98
MGS-S Customer 5613	3.39%	\$ 4,929.93	\$ 5,003.28	1.49%	\$ 12,278.00	\$ 12,351.35	0.60%	\$ 2,236.35
MGS-S Customer 5614	3.17%	\$ 1,861.18	\$ 1,898.53	2.01%	\$ 2,699.30	\$ 2,736.65	1.38%	\$ 1,214.61
MGS-S Customer 5615	3.03%	\$ 7,245.64	\$ 7,334.08	1.22%	\$ 19,734.89	\$ 19,823.33	0.45%	\$ 3,003.08
MGS-S Customer 5616	2.81%	\$ 22,362.22	\$ 22,579.29	0.97%	\$ 77,249.91	\$ 77,466.98	0.28%	\$ 7,952.56
MGS-S Customer 5617	3.72%	\$ 4,161.16	\$ 4,227.27	1.59%	\$ 10,638.65	\$ 10,704.76	0.62%	\$ 1,843.34
MGS-S Customer 5618	3.59%	\$ 8,365.72	\$ 8,481.65	1.39%	\$ 27,936.80	\$ 28,052.73	0.41%	\$ 3,346.05
MGS-S Customer 5619	4.23%	\$ 8,505.48	\$ 8,643.33	1.62%	\$ 28,369.08	\$ 28,506.93	0.49%	\$ 3,397.11
MGS-S Customer 5620	3.77%	\$ 5,657.52	\$ 5,748.14	1.60%	\$ 12,144.84	\$ 12,235.46	0.75%	\$ 2,497.48
MGS-S Customer 5621	3.63%	\$ 10,919.41	\$ 11,064.38	1.33%	\$ 43,813.63	\$ 43,958.60	0.33%	\$ 4,140.40
MGS-S Customer 5622	3.81%	\$ 5,540.42	\$ 5,629.50	1.61%	\$ 16,153.23	\$ 16,242.31	0.55%	\$ 2,427.64
MGS-S Customer 5623	3.66%	\$ 5,157.55	\$ 5,233.18	1.47%	\$ 18,331.58	\$ 18,407.21	0.41%	\$ 2,142.33
MGS-S Customer 5624	4.67%	\$ 6,387.05	\$ 6,507.61	1.89%	\$ 20,912.25	\$ 21,032.81	0.58%	\$ 2,699.40
MGS-S Customer 5625	2.94%	\$ 20,559.36	\$ 20,767.99	1.01%	\$ 79,245.18	\$ 79,453.81	0.26%	\$ 7,301.43
MGS-S Customer 5626	3.81%	\$ 4,030.69	\$ 4,096.53	1.63%	\$ 11,152.86	\$ 11,218.70	0.59%	\$ 1,793.69
MGS-S Customer 5627	4.01%	\$ 11,029.02	\$ 11,189.12	1.45%	\$ 48,512.07	\$ 48,672.17	0.33%	\$ 4,149.29
MGS-S Customer 5628	5.20%	\$ 3,230.20	\$ 3,312.64	2.55%	\$ 8,068.12	\$ 8,150.56	1.02%	\$ 1,669.15
MGS-S Customer 5629	3.10%	\$ 28,838.16	\$ 29,136.42	1.03%	\$ 125,130.44	\$ 125,428.70	0.24%	\$ 9,915.01
MGS-S Customer 5630	2.75%	\$ 31,859.99	\$ 32,157.15	0.93%	\$ 105,477.79	\$ 105,774.95	0.28%	\$ 11,117.88
MGS-S Customer 5631	3.45%	\$ 63,731.92	\$ 64,444.23	1.12%	\$ 259,588.99	\$ 260,301.30	0.27%	\$ 21,354.03
MGS-S Customer 5632	3.63%	\$ 12,655.90	\$ 12,817.76	1.28%	\$ 44,268.77	\$ 44,430.63	0.37%	\$ 4,620.69
MGS-S Customer 5633	4.77%	\$ 8,500.22	\$ 8,655.60	1.83%	\$ 26,782.41	\$ 26,937.79	0.58%	\$ 3,410.32
MGS-S Customer 5634	3.69%	\$ 8,679.39	\$ 8,801.64	1.41%	\$ 31,778.93	\$ 31,901.18	0.38%	\$ 3,430.90
MGS-S Customer 5635	3.16%	\$ 5,995.82	\$ 6,075.29	1.33%	\$ 15,114.06	\$ 15,193.53	0.53%	\$ 2,593.28
MGS-S Customer 5636	3.50%	\$ 9,727.42	\$ 9,858.05	1.34%	\$ 23,827.56	\$ 23,958.19	0.55%	\$ 3,858.03
MGS-S Customer 5637	3.97%	\$ 12,787.71	\$ 12,966.24	1.40%	\$ 44,275.23	\$ 44,453.76	0.40%	\$ 4,670.79

Customer	Distribution % Difference	Delivery 8/24 Prices	Delivery 1/25 Prices	Delivery % Difference	Bundled 8/24 Prices	Bundled 1/25 Prices	Bundled % Difference	Distribution 1/25 Prices
MGS-S Customer 5638	3.34%	\$ 3,965.44	\$ 4,026.91	1.55%	\$ 11,310.31	\$ 11,371.78	0.54%	\$ 1,900.71
MGS-S Customer 5639	3.68%	\$ 8,163.25	\$ 8,279.09	1.42%	\$ 28,908.96	\$ 29,024.80	0.40%	\$ 3,267.84
MGS-S Customer 5640	3.41%	\$ 8,580.04	\$ 8,692.76	1.31%	\$ 28,722.44	\$ 28,835.16	0.39%	\$ 3,415.31
MGS-S Customer 5641	4.49%	\$ 3,929.18	\$ 4,010.40	2.07%	\$ 11,595.47	\$ 11,676.69	0.70%	\$ 1,890.31
MGS-S Customer 5642	3.69%	\$ 7,693.60	\$ 7,804.30	1.44%	\$ 27,428.31	\$ 27,539.01	0.40%	\$ 3,111.66
MGS-S Customer 5643	2.94%	\$ 5,477.95	\$ 5,544.30	1.21%	\$ 8,453.38	\$ 8,519.73	0.78%	\$ 2,322.74
MGS-S Customer 5644	3.48%	\$ 3,947.20	\$ 4,010.97	1.62%	\$ 11,149.12	\$ 11,212.89	0.57%	\$ 1,895.93
MGS-S Customer 5645	4.30%	\$ 5,764.97	\$ 5,863.52	1.71%	\$ 13,950.82	\$ 14,049.37	0.71%	\$ 2,392.29
MGS-S Customer 5646	3.70%	\$ 3,721.28	\$ 3,781.57	1.62%	\$ 10,560.87	\$ 10,621.16	0.57%	\$ 1,687.62
MGS-S Customer 5647	3.54%	\$ 11,661.66	\$ 11,812.55	1.29%	\$ 41,708.43	\$ 41,859.32	0.36%	\$ 4,418.07
MGS-S Customer 5648	3.68%	\$ 6,780.43	\$ 6,881.29	1.49%	\$ 19,282.82	\$ 19,383.68	0.52%	\$ 2,845.11
MGS-S Customer 5649	3.79%	\$ 4,993.93	\$ 5,069.88	1.52%	\$ 19,065.73	\$ 19,141.68	0.40%	\$ 2,079.58
MGS-S Customer 5650	3.69%	\$ 12,255.34	\$ 12,417.77	1.33%	\$ 51,223.82	\$ 51,386.25	0.32%	\$ 4,562.78
MGS-S Customer 5651	2.78%	\$ 3,645.00	\$ 3,690.09	1.24%	\$ 8,983.28	\$ 9,028.37	0.50%	\$ 1,668.48
MGS-S Customer 5652	3.22%	\$ 13,423.79	\$ 13,579.75	1.16%	\$ 47,967.98	\$ 48,123.94	0.33%	\$ 4,995.96
MGS-S Customer 5653	3.89%	\$ 6,260.28	\$ 6,353.97	1.50%	\$ 22,787.83	\$ 22,881.52	0.41%	\$ 2,503.48
MGS-S Customer 5654	2.97%	\$ 47,976.66	\$ 48,459.71	1.01%	\$ 171,381.42	\$ 171,864.47	0.28%	\$ 16,756.15
MGS-S Customer 5655	2.19%	\$ 5,207.64	\$ 5,254.51	0.90%	\$ 13,909.96	\$ 13,956.83	0.34%	\$ 2,184.74
MGS-S Customer 5656	3.53%	\$ 17,737.58	\$ 17,956.65	1.24%	\$ 63,054.55	\$ 63,273.62	0.35%	\$ 6,423.59
MGS-S Customer 5657	4.25%	\$ 5,844.90	\$ 5,948.24	1.77%	\$ 16,512.56	\$ 16,615.90	0.63%	\$ 2,535.55
MGS-S Customer 5658	3.20%	\$ 4,335.19	\$ 4,393.88	1.35%	\$ 12,132.31	\$ 12,191.00	0.48%	\$ 1,892.49
MGS-S Customer 5659	4.53%	\$ 2,983.11	\$ 3,051.39	2.29%	\$ 8,649.67	\$ 8,717.95	0.79%	\$ 1,574.86
MGS-S Customer 5660	3.81%	\$ 6,736.07	\$ 6,836.29	1.49%	\$ 14,083.57	\$ 14,183.79	0.71%	\$ 2,733.88
MGS-S Customer 5661	3.34%	\$ 8,524.83	\$ 8,636.30	1.31%	\$ 21,785.13	\$ 21,896.60	0.51%	\$ 3,444.45
MGS-S Customer 5662	3.55%	\$ 11,030.31	\$ 11,172.63	1.29%	\$ 47,695.24	\$ 47,837.56	0.30%	\$ 4,151.55
MGS-S Customer 5663	3.89%	\$ 6,022.33	\$ 6,119.60	1.62%	\$ 16,420.21	\$ 16,517.48	0.59%	\$ 2,597.37
MGS-S Customer 5664	4.09%	\$ 5,965.82	\$ 6,061.83	1.61%	\$ 16,268.06	\$ 16,364.07	0.59%	\$ 2,446.17
MGS-S Customer 5665	4.04%	\$ 5,411.52	\$ 5,503.20	1.69%	\$ 19,173.44	\$ 19,265.12	0.48%	\$ 2,361.53
MGS-S Customer 5666	3.53%	\$ 4,781.07	\$ 4,856.22	1.57%	\$ 9,749.25	\$ 9,824.40	0.77%	\$ 2,202.11
MGS-S Customer 5667	3.58%	\$ 6,467.49	\$ 6,556.57	1.38%	\$ 22,179.66	\$ 22,268.74	0.40%	\$ 2,579.74
MGS-S Customer 5668	3.31%	\$ 46,990.63	\$ 47,498.08	1.08%	\$ 196,561.77	\$ 197,069.22	0.26%	\$ 15,854.00
MGS-S Customer 5669	4.12%	\$ 2,774.01	\$ 2,828.67	1.97%	\$ 6,669.72	\$ 6,724.38	0.82%	\$ 1,380.02
MGS-S Customer 5670	3.69%	\$ 4,780.38	\$ 4,857.45	1.61%	\$ 14,592.32	\$ 14,669.39	0.53%	\$ 2,168.18
MGS-S Customer 5671	3.86%	\$ 3,824.45	\$ 3,888.10	1.66%	\$ 12,470.21	\$ 12,533.86	0.51%	\$ 1,711.26
MGS-S Customer 5672	4.23%	\$ 5,070.63	\$ 5,163.84	1.84%	\$ 11,180.19	\$ 11,273.40	0.83%	\$ 2,298.07
MGS-S Customer 5673	2.94%	\$ 4,181.37	\$ 4,238.37	1.36%	\$ 8,370.62	\$ 8,427.62	0.68%	\$ 1,996.50
MGS-S Customer 5674	4.87%	\$ 8,257.46	\$ 8,406.98	1.81%	\$ 22,645.54	\$ 22,795.06	0.66%	\$ 3,220.55
MGS-S Customer 5675	4.22%	\$ 8,797.33	\$ 8,943.30	1.66%	\$ 13,210.19	\$ 13,356.16	1.10%	\$ 3,608.52
MGS-S Customer 5676	4.61%	\$ 8,990.46	\$ 9,148.97	1.76%	\$ 25,019.37	\$ 25,177.88	0.63%	\$ 3,596.17
MGS-S Customer 5677	3.90%	\$ 5,439.46	\$ 5,530.40	1.67%	\$ 12,198.84	\$ 12,289.78	0.75%	\$ 2,420.34

Customer	Distribution % Difference	Delivery 8/24 Prices	Delivery 1/25 Prices	Delivery % Difference	Bundled 8/24 Prices	Bundled 1/25 Prices	Bundled % Difference	Distribution 1/25 Prices
MGS-S Customer 5678	3.81%	\$ 3,796.13	\$ 3,863.79	1.78%	\$ 10,968.12	\$ 11,035.78	0.62%	\$ 1,844.84
MGS-S Customer 5679	3.48%	\$ 9,824.02	\$ 9,951.71	1.30%	\$ 36,909.08	\$ 37,036.77	0.35%	\$ 3,799.26
MGS-S Customer 5680	3.67%	\$ 9,181.30	\$ 9,311.73	1.42%	\$ 23,866.47	\$ 23,996.90	0.55%	\$ 3,682.11
MGS-S Customer 5681	4.63%	\$ 20,463.95	\$ 20,792.56	1.61%	\$ 61,201.23	\$ 61,529.84	0.54%	\$ 7,424.76
MGS-S Customer 5682	4.93%	\$ 660.86	\$ 692.45	4.78%	\$ 705.77	\$ 737.36	4.48%	\$ 672.38
MGS-S Customer 5683	3.88%	\$ 4,602.70	\$ 4,682.83	1.74%	\$ 8,975.80	\$ 9,055.93	0.89%	\$ 2,145.82
MGS-S Customer 5684	3.70%	\$ 14,990.80	\$ 15,189.69	1.33%	\$ 45,531.19	\$ 45,730.08	0.44%	\$ 5,574.76
MGS-S Customer 5685	3.82%	\$ 4,509.65	\$ 4,585.79	1.69%	\$ 14,962.83	\$ 15,038.97	0.51%	\$ 2,069.98
MGS-S Customer 5686	3.32%	\$ 6,936.64	\$ 7,029.60	1.34%	\$ 19,587.91	\$ 19,680.87	0.47%	\$ 2,896.24
MGS-S Customer 5687	3.47%	\$ 7,719.53	\$ 7,825.47	1.37%	\$ 22,047.39	\$ 22,153.33	0.48%	\$ 3,157.64
MGS-S Customer 5688	3.30%	\$ 11,424.77	\$ 11,566.48	1.24%	\$ 27,659.35	\$ 27,801.06	0.51%	\$ 4,431.53
MGS-S Customer 5689	4.30%	\$ 4,460.15	\$ 4,545.37	1.91%	\$ 13,385.86	\$ 13,471.08	0.64%	\$ 2,065.66
MGS-S Customer 5690	3.44%	\$ 8,363.64	\$ 8,475.49	1.34%	\$ 25,096.64	\$ 25,208.49	0.45%	\$ 3,364.41
MGS-S Customer 5691	3.20%	\$ 4,765.89	\$ 4,833.65	1.42%	\$ 11,274.35	\$ 11,342.11	0.60%	\$ 2,184.38
MGS-S Customer 5692	3.72%	\$ 5,866.88	\$ 5,957.40	1.54%	\$ 18,824.15	\$ 18,914.67	0.48%	\$ 2,524.17
MGS-S Customer 5693	4.06%	\$ 3,737.36	\$ 3,808.50	1.90%	\$ 11,053.78	\$ 11,124.92	0.64%	\$ 1,824.30
MGS-S Customer 5694	3.29%	\$ 21,964.04	\$ 22,209.53	1.12%	\$ 95,065.36	\$ 95,310.85	0.26%	\$ 7,708.11
MGS-S Customer 5695	3.72%	\$ 4,462.47	\$ 4,532.60	1.57%	\$ 9,718.14	\$ 9,788.27	0.72%	\$ 1,956.88
MGS-S Customer 5696	3.94%	\$ 5,240.36	\$ 5,324.04	1.60%	\$ 13,650.17	\$ 13,733.85	0.61%	\$ 2,206.27
MGS-S Customer 5697	4.48%	\$ 12,148.54	\$ 12,346.19	1.63%	\$ 40,961.27	\$ 41,158.92	0.48%	\$ 4,605.26
MGS-S Customer 5698	4.37%	\$ 4,366.40	\$ 4,446.80	1.84%	\$ 10,308.11	\$ 10,388.51	0.78%	\$ 1,921.16
MGS-S Customer 5699	4.20%	\$ 3,756.09	\$ 3,831.71	2.01%	\$ 4,747.90	\$ 4,823.52	1.59%	\$ 1,876.31
MGS-S Customer 5700	3.97%	\$ 4,735.45	\$ 4,812.10	1.62%	\$ 16,372.06	\$ 16,448.71	0.47%	\$ 2,007.64
MGS-S Customer 5701	5.01%	\$ 3,240.54	\$ 3,310.50	2.16%	\$ 36,885.02	\$ 36,954.98	0.19%	\$ 1,467.04
MGS-S Customer 5702	4.40%	\$ 4,836.46	\$ 4,929.30	1.92%	\$ 13,118.29	\$ 13,211.13	0.71%	\$ 2,201.83
MGS-S Customer 5703	3.44%	\$ 3,217.35	\$ 3,267.72	1.57%	\$ 9,848.07	\$ 9,898.44	0.51%	\$ 1,512.88
MGS-S Customer 5704	3.61%	\$ 4,521.85	\$ 4,595.28	1.62%	\$ 10,594.96	\$ 10,668.39	0.69%	\$ 2,104.44
MGS-S Customer 5705	4.15%	\$ 4,861.24	\$ 4,943.50	1.69%	\$ 14,747.22	\$ 14,829.48	0.56%	\$ 2,064.65
MGS-S Customer 5706	2.51%	\$ 65,217.64	\$ 65,805.74	0.90%	\$ 118,418.80	\$ 119,006.90	0.50%	\$ 24,056.02
MGS-S Customer 5707	4.95%	\$ 24,304.36	\$ 24,715.99	1.69%	\$ 70,512.59	\$ 70,924.22	0.58%	\$ 8,727.50
MGS-S Customer 5708	3.84%	\$ 6,119.43	\$ 6,211.54	1.51%	\$ 17,578.02	\$ 17,670.13	0.52%	\$ 2,490.20
MGS-S Customer 5709	5.32%	\$ 1,126.58	\$ 1,175.39	4.33%	\$ 1,541.70	\$ 1,590.51	3.17%	\$ 966.49
MGS-S Customer 5710	4.33%	\$ 5,273.32	\$ 5,365.19	1.74%	\$ 14,264.39	\$ 14,356.26	0.64%	\$ 2,215.38
MGS-S Customer 5711	3.25%	\$ 2,684.68	\$ 2,731.12	1.73%	\$ 7,025.56	\$ 7,072.00	0.66%	\$ 1,476.30
MGS-S Customer 5712	4.37%	\$ 3,796.96	\$ 3,867.79	1.87%	\$ 13,888.16	\$ 13,958.99	0.51%	\$ 1,693.18
MGS-S Customer 5713	2.39%	\$ 19,141.67	\$ 19,315.38	0.91%	\$ 42,410.32	\$ 42,584.03	0.41%	\$ 7,446.01
MGS-S Customer 5714	4.05%	\$ 6,744.23	\$ 6,856.09	1.66%	\$ 14,102.81	\$ 14,214.67	0.79%	\$ 2,871.28
MGS-S Customer 5715	3.26%	\$ 5,825.74	\$ 5,905.86	1.38%	\$ 14,672.26	\$ 14,752.38	0.55%	\$ 2,536.61
MGS-S Customer 5716	4.76%	\$ 4,773.23	\$ 4,871.12	2.05%	\$ 16,589.01	\$ 16,686.90	0.59%	\$ 2,156.22
MGS-S Customer 5717	3.94%	\$ 5,905.77	\$ 5,994.32	1.50%	\$ 28,955.38	\$ 29,043.93	0.31%	\$ 2,333.99

Internal Use

Customer	Distribution % Difference	Delivery 8/24 Prices	Delivery 1/25 Prices	Delivery % Difference	Bundled 8/24 Prices	Bundled 1/25 Prices	Bundled % Difference	Distribution 1/25 Prices
MGS-S Customer 5718	4.16%	\$ 7,923.64	\$ 8,053.21	1.64%	\$ 20,615.59	\$ 20,745.16	0.63%	\$ 3,244.89
MGS-S Customer 5719	5.17%	\$ 819.60	\$ 861.98	5.17%	\$ 819.60	\$ 861.98	5.17%	\$ 861.98
MGS-S Customer 5720	3.87%	\$ 5,168.56	\$ 5,250.40	1.58%	\$ 10,992.46	\$ 11,074.30	0.74%	\$ 2,199.28
MGS-S Customer 5721	4.07%	\$ 4,075.53	\$ 4,151.58	1.87%	\$ 10,849.08	\$ 10,925.13	0.70%	\$ 1,945.98
MGS-S Customer 5722	5.16%	\$ 629.64	\$ 662.11	5.16%	\$ 629.64	\$ 662.11	5.16%	\$ 662.11
MGS-S Customer 5723	2.64%	\$ 39,389.46	\$ 39,738.83	0.89%	\$ 155,015.15	\$ 155,364.52	0.23%	\$ 13,591.99
MGS-S Customer 5724	2.20%	\$ 11,138.81	\$ 11,234.14	0.86%	\$ 13,044.73	\$ 13,140.06	0.73%	\$ 4,423.42
MGS-S Customer 5725	3.78%	\$ 11,755.11	\$ 11,918.62	1.39%	\$ 37,293.04	\$ 37,456.55	0.44%	\$ 4,484.90
MGS-S Customer 5726	2.06%	\$ 7,416.40	\$ 7,475.57	0.80%	\$ 18,623.38	\$ 18,682.55	0.32%	\$ 2,932.49
MGS-S Customer 5727	1.29%	\$ 4,667.96	\$ 4,693.65	0.55%	\$ 10,467.76	\$ 10,493.45	0.25%	\$ 2,014.13
MGS-S Customer 5728	4.13%	\$ 4,334.80	\$ 4,415.45	1.86%	\$ 11,314.71	\$ 11,395.36	0.71%	\$ 2,035.07
MGS-S Customer 5729	5.16%	\$ 12,550.31	\$ 12,788.38	1.90%	\$ 27,660.54	\$ 27,898.61	0.86%	\$ 4,849.48
MGS-S Customer 5730	4.22%	\$ 3,980.13	\$ 4,057.07	1.93%	\$ 12,792.14	\$ 12,869.08	0.60%	\$ 1,898.88
MGS-S Customer 5731	3.41%	\$ 4,126.45	\$ 4,191.30	1.57%	\$ 9,990.69	\$ 10,055.54	0.65%	\$ 1,967.48
MGS-S Customer 5732	4.18%	\$ 3,249.80	\$ 3,316.87	2.06%	\$ 8,160.97	\$ 8,228.04	0.82%	\$ 1,671.99
MGS-S Customer 5733	3.06%	\$ 6,354.86	\$ 6,434.66	1.26%	\$ 20,167.05	\$ 20,246.85	0.40%	\$ 2,684.26
MGS-S Customer 5734	3.38%	\$ 5,447.21	\$ 5,526.48	1.46%	\$ 11,351.90	\$ 11,431.17	0.70%	\$ 2,426.44
MGS-S Customer 5735	3.61%	\$ 21,274.27	\$ 21,537.94	1.24%	\$ 79,219.66	\$ 79,483.33	0.33%	\$ 7,565.72
MGS-S Customer 5736	3.06%	\$ 5,039.27	\$ 5,103.04	1.27%	\$ 11,685.87	\$ 11,749.64	0.55%	\$ 2,144.83
MGS-S Customer 5737	2.75%	\$ 25,557.40	\$ 25,800.59	0.95%	\$ 94,115.60	\$ 94,358.79	0.26%	\$ 9,087.95
MGS-S Customer 5738	3.33%	\$ 6,360.81	\$ 6,447.68	1.37%	\$ 19,442.06	\$ 19,528.93	0.45%	\$ 2,693.04
MGS-S Customer 5739	3.99%	\$ 6,022.84	\$ 6,121.36	1.64%	\$ 20,459.03	\$ 20,557.55	0.48%	\$ 2,569.38
MGS-S Customer 5740	3.97%	\$ 9,800.58	\$ 9,951.54	1.54%	\$ 14,635.65	\$ 14,786.61	1.03%	\$ 3,953.06
MGS-S Customer 5741	3.48%	\$ 13,746.95	\$ 13,921.13	1.27%	\$ 49,132.12	\$ 49,306.30	0.35%	\$ 5,180.51
MGS-S Customer 5742	4.49%	\$ 6,731.85	\$ 6,853.74	1.81%	\$ 18,926.07	\$ 19,047.96	0.64%	\$ 2,835.17
MGS-S Customer 5743	6.06%	\$ 6,047.18	\$ 6,190.79	2.37%	\$ 12,221.30	\$ 12,364.91	1.18%	\$ 2,513.91
MGS-S Customer 5744	4.09%	\$ 4,907.11	\$ 4,994.27	1.78%	\$ 14,138.93	\$ 14,226.09	0.62%	\$ 2,218.27
MGS-S Customer 5745	3.94%	\$ 4,741.18	\$ 4,823.67	1.74%	\$ 11,528.67	\$ 11,611.16	0.72%	\$ 2,177.16
MGS-S Customer 5746	3.44%	\$ 13,853.25	\$ 14,023.13	1.23%	\$ 53,324.49	\$ 53,494.37	0.32%	\$ 5,112.63
MGS-S Customer 5747	4.19%	\$ 3,797.49	\$ 3,872.27	1.97%	\$ 8,898.22	\$ 8,973.00	0.84%	\$ 1,861.48
MGS-S Customer 5748	3.49%	\$ 3,006.07	\$ 3,059.99	1.79%	\$ 5,730.12	\$ 5,784.04	0.94%	\$ 1,600.32
MGS-S Customer 5749	3.67%	\$ 5,854.69	\$ 5,945.04	1.54%	\$ 14,541.59	\$ 14,631.94	0.62%	\$ 2,550.00
MGS-S Customer 5750	5.91%	\$ 3,815.88	\$ 3,920.29	2.74%	\$ 9,353.67	\$ 9,458.08	1.12%	\$ 1,871.33
MGS-S Customer 5751	3.90%	\$ 4,429.16	\$ 4,505.68	1.73%	\$ 15,562.55	\$ 15,639.07	0.49%	\$ 2,037.48
MGS-S Customer 5752	3.26%	\$ 10,357.90	\$ 10,478.72	1.17%	\$ 40,404.67	\$ 40,525.49	0.30%	\$ 3,829.13
MGS-S Customer 5753	4.02%	\$ 4,260.12	\$ 4,331.92	1.69%	\$ 13,721.72	\$ 13,793.52	0.52%	\$ 1,857.76
MGS-S Customer 5754	4.39%	\$ 3,100.39	\$ 3,168.41	2.19%	\$ 8,292.65	\$ 8,360.67	0.82%	\$ 1,618.63
MGS-S Customer 5755	3.53%	\$ 3,971.43	\$ 4,031.92	1.52%	\$ 11,039.09	\$ 11,099.58	0.55%	\$ 1,772.43
MGS-S Customer 5756	3.61%	\$ 35,663.07	\$ 36,076.29	1.16%	\$ 195,641.34	\$ 196,054.56	0.21%	\$ 11,848.50
MGS-S Customer 5757	3.00%	\$ 9,246.93	\$ 9,353.48	1.15%	\$ 27,757.64	\$ 27,864.19	0.38%	\$ 3,655.70

Customer	Distribution % Difference	Delivery 8/24 Prices	Delivery 1/25 Prices	Delivery % Difference	Bundled 8/24 Prices	Bundled 1/25 Prices	Bundled % Difference	Distribution 1/25 Prices
MGS-S Customer 5758	4.04%	\$ 14,652.04	\$ 14,868.33	1.48%	\$ 30,664.49	\$ 30,880.78	0.71%	\$ 5,563.99
MGS-S Customer 5759	3.38%	\$ 19,070.97	\$ 19,293.40	1.17%	\$ 76,641.58	\$ 76,864.01	0.29%	\$ 6,798.43
MGS-S Customer 5760	4.12%	\$ 5,419.00	\$ 5,507.83	1.64%	\$ 17,525.81	\$ 17,614.64	0.51%	\$ 2,243.05
MGS-S Customer 5761	4.03%	\$ 4,404.52	\$ 4,479.28	1.70%	\$ 10,829.45	\$ 10,904.21	0.69%	\$ 1,929.66
MGS-S Customer 5762	3.75%	\$ 7,708.59	\$ 7,818.83	1.43%	\$ 18,398.87	\$ 18,509.11	0.60%	\$ 3,048.36
MGS-S Customer 5763	4.10%	\$ 4,008.60	\$ 4,084.63	1.90%	\$ 9,929.17	\$ 10,005.20	0.77%	\$ 1,928.88
MGS-S Customer 5764	3.73%	\$ 6,541.07	\$ 6,640.37	1.52%	\$ 19,527.36	\$ 19,626.66	0.51%	\$ 2,758.71
MGS-S Customer 5765	4.33%	\$ 4,692.01	\$ 4,781.96	1.92%	\$ 10,637.15	\$ 10,727.10	0.85%	\$ 2,167.77
MGS-S Customer 5766	4.50%	\$ 4,618.12	\$ 4,709.04	1.97%	\$ 15,226.36	\$ 15,317.28	0.60%	\$ 2,109.62
MGS-S Customer 5767	4.30%	\$ 6,488.49	\$ 6,594.68	1.64%	\$ 24,388.35	\$ 24,494.54	0.44%	\$ 2,575.38
MGS-S Customer 5768	4.35%	\$ 3,734.34	\$ 3,809.25	2.01%	\$ 14,684.68	\$ 14,759.59	0.51%	\$ 1,798.50
MGS-S Customer 5769	4.35%	\$ 3,401.21	\$ 3,472.28	2.09%	\$ 11,085.56	\$ 11,156.63	0.64%	\$ 1,705.63
MGS-S Customer 5770	3.78%	\$ 4,215.68	\$ 4,283.15	1.60%	\$ 11,809.87	\$ 11,877.34	0.57%	\$ 1,854.61
MGS-S Customer 5771	3.29%	\$ 4,616.01	\$ 4,678.90	1.36%	\$ 14,547.69	\$ 14,610.58	0.43%	\$ 1,975.35
MGS-S Customer 5772	3.45%	\$ 19,180.38	\$ 19,406.88	1.18%	\$ 82,381.90	\$ 82,608.40	0.27%	\$ 6,797.44
MGS-S Customer 5773	3.86%	\$ 4,464.72	\$ 4,542.65	1.75%	\$ 8,979.28	\$ 9,057.21	0.87%	\$ 2,096.70
MGS-S Customer 5774	4.86%	\$ 4,406.28	\$ 4,502.14	2.18%	\$ 10,501.22	\$ 10,597.08	0.91%	\$ 2,069.37
MGS-S Customer 5775	2.01%	\$ 3,118.74	\$ 3,148.10	0.94%	\$ 7,547.60	\$ 7,576.96	0.39%	\$ 1,489.68
MGS-S Customer 5776	4.09%	\$ 3,424.48	\$ 3,485.51	1.78%	\$ 14,737.15	\$ 14,798.18	0.41%	\$ 1,553.79
MGS-S Customer 5777	3.18%	\$ 16,550.00	\$ 16,735.12	1.12%	\$ 62,968.47	\$ 63,153.59	0.29%	\$ 5,998.24
MGS-S Customer 5778	2.97%	\$ 2,678.00	\$ 2,716.89	1.45%	\$ 6,077.00	\$ 6,115.89	0.64%	\$ 1,346.87
MGS-S Customer 5779	3.90%	\$ 4,634.35	\$ 4,714.13	1.72%	\$ 13,445.68	\$ 13,525.46	0.59%	\$ 2,125.41
MGS-S Customer 5780	3.86%	\$ 5,564.61	\$ 5,654.72	1.62%	\$ 17,562.07	\$ 17,652.18	0.51%	\$ 2,426.47
MGS-S Customer 5781	4.42%	\$ 1,913.01	\$ 1,958.98	2.40%	\$ 5,094.80	\$ 5,140.77	0.90%	\$ 1,085.83
MGS-S Customer 5782	2.60%	\$ 7,329.14	\$ 7,411.58	1.12%	\$ 14,029.56	\$ 14,112.00	0.59%	\$ 3,250.89
MGS-S Customer 5783	3.63%	\$ 44,754.16	\$ 45,284.87	1.19%	\$ 184,914.54	\$ 185,445.25	0.29%	\$ 15,153.23
MGS-S Customer 5784	2.03%	\$ 4,618.25	\$ 4,657.88	0.86%	\$ 11,307.59	\$ 11,347.22	0.35%	\$ 1,993.80
MGS-S Customer 5785	3.24%	\$ 9,541.16	\$ 9,657.49	1.22%	\$ 35,209.35	\$ 35,325.68	0.33%	\$ 3,709.05
MGS-S Customer 5786	4.45%	\$ 4,312.61	\$ 4,398.14	1.98%	\$ 13,974.75	\$ 14,060.28	0.61%	\$ 2,009.60
MGS-S Customer 5787	1.33%	\$ 4,062.79	\$ 4,086.62	0.59%	\$ 8,676.87	\$ 8,700.70	0.27%	\$ 1,813.12
MGS-S Customer 5788	3.90%	\$ 10,842.54	\$ 10,999.82	1.45%	\$ 33,668.31	\$ 33,825.59	0.47%	\$ 4,187.52
MGS-S Customer 5789	3.78%	\$ 4,929.98	\$ 5,011.34	1.65%	\$ 13,002.02	\$ 13,083.38	0.63%	\$ 2,233.05
MGS-S Customer 5790	4.03%	\$ 3,995.09	\$ 4,062.78	1.69%	\$ 15,703.46	\$ 15,771.15	0.43%	\$ 1,749.51
MGS-S Customer 5791	3.78%	\$ 6,252.69	\$ 6,349.65	1.55%	\$ 19,217.73	\$ 19,314.69	0.50%	\$ 2,658.76
MGS-S Customer 5792	3.50%	\$ 13,741.95	\$ 13,912.28	1.24%	\$ 57,623.77	\$ 57,794.10	0.30%	\$ 5,043.23
MGS-S Customer 5793	3.11%	\$ 13,301.45	\$ 13,450.79	1.12%	\$ 48,996.96	\$ 49,146.30	0.30%	\$ 4,944.13
MGS-S Customer 5794	3.90%	\$ 5,317.31	\$ 5,405.91	1.67%	\$ 14,536.22	\$ 14,624.82	0.61%	\$ 2,360.32
MGS-S Customer 5795	3.99%	\$ 4,253.81	\$ 4,331.21	1.82%	\$ 9,788.74	\$ 9,866.14	0.79%	\$ 2,016.56
MGS-S Customer 5796	3.75%	\$ 12,444.91	\$ 12,615.40	1.37%	\$ 38,533.59	\$ 38,704.08	0.44%	\$ 4,720.75
MGS-S Customer 5797	2.69%	\$ 13,228.22	\$ 13,357.21	0.98%	\$ 47,041.12	\$ 47,170.11	0.27%	\$ 4,927.59

Internal Use

Customer	Distribution % Difference	Delivery 8/24 Prices	Delivery 1/25 Prices	Delivery % Difference	Bundled 8/24 Prices	Bundled 1/25 Prices	Bundled % Difference	Distribution 1/25 Prices
MGS-S Customer 5798	4.11%	\$ 6,254.91	\$ 6,360.41	1.69%	\$ 18,037.32	\$ 18,142.82	0.58%	\$ 2,669.76
MGS-S Customer 5799	3.48%	\$ 3,793.83	\$ 3,851.53	1.52%	\$ 9,743.54	\$ 9,801.24	0.59%	\$ 1,718.36
MGS-S Customer 5800	4.02%	\$ 4,826.57	\$ 4,909.75	1.72%	\$ 19,672.39	\$ 19,755.57	0.42%	\$ 2,150.03
MGS-S Customer 5801	3.43%	\$ 15,251.18	\$ 15,439.92	1.24%	\$ 40,720.55	\$ 40,909.29	0.46%	\$ 5,698.14
MGS-S Customer 5802	2.06%	\$ 2,826.26	\$ 2,854.49	1.00%	\$ 5,669.14	\$ 5,697.37	0.50%	\$ 1,399.61
MGS-S Customer 5803	4.17%	\$ 3,787.11	\$ 3,855.70	1.81%	\$ 10,604.65	\$ 10,673.24	0.65%	\$ 1,712.34
MGS-S Customer 5804	4.31%	\$ 4,299.47	\$ 4,383.90	1.96%	\$ 8,348.97	\$ 8,433.40	1.01%	\$ 2,044.36
MGS-S Customer 5805	3.68%	\$ 8,437.08	\$ 8,557.34	1.43%	\$ 25,164.82	\$ 25,285.08	0.48%	\$ 3,391.68
MGS-S Customer 5806	3.88%	\$ 6,090.82	\$ 6,187.61	1.59%	\$ 20,365.21	\$ 20,462.00	0.48%	\$ 2,593.61
MGS-S Customer 5807	3.70%	\$ 6,653.57	\$ 6,755.88	1.54%	\$ 10,044.92	\$ 10,147.23	1.02%	\$ 2,865.80
MGS-S Customer 5808	3.61%	\$ 6,665.31	\$ 6,763.23	1.47%	\$ 18,489.31	\$ 18,587.23	0.53%	\$ 2,809.48
MGS-S Customer 5809	3.51%	\$ 5,317.84	\$ 5,391.90	1.39%	\$ 20,296.78	\$ 20,370.84	0.36%	\$ 2,184.61
MGS-S Customer 5810	1.14%	\$ 3,626.76	\$ 3,645.42	0.51%	\$ 8,397.73	\$ 8,416.39	0.22%	\$ 1,660.31
MGS-S Customer 5811	4.59%	\$ 4,241.22	\$ 4,328.32	2.05%	\$ 13,826.80	\$ 13,913.90	0.63%	\$ 1,985.84
MGS-S Customer 5812	3.90%	\$ 7,221.34	\$ 7,332.96	1.55%	\$ 23,748.44	\$ 23,860.06	0.47%	\$ 2,971.39
MGS-S Customer 5813	3.92%	\$ 9,614.62	\$ 9,757.90	1.49%	\$ 26,479.94	\$ 26,623.22	0.54%	\$ 3,802.41
MGS-S Customer 5814	4.09%	\$ 10,239.85	\$ 10,395.01	1.52%	\$ 37,468.88	\$ 37,624.04	0.41%	\$ 3,947.93
MGS-S Customer 5815	3.72%	\$ 8,652.67	\$ 8,777.18	1.44%	\$ 24,358.67	\$ 24,483.18	0.51%	\$ 3,474.26
MGS-S Customer 5816	4.80%	\$ 5,207.88	\$ 5,314.00	2.04%	\$ 15,966.95	\$ 16,073.07	0.66%	\$ 2,315.57
MGS-S Customer 5817	3.57%	\$ 15,952.20	\$ 16,152.21	1.25%	\$ 61,511.41	\$ 61,711.42	0.33%	\$ 5,801.18
MGS-S Customer 5818	5.00%	\$ 3,117.70	\$ 3,188.88	2.28%	\$ 8,018.93	\$ 8,090.11	0.89%	\$ 1,495.28
MGS-S Customer 5819	3.93%	\$ 22,498.87	\$ 22,803.17	1.35%	\$ 80,361.99	\$ 80,666.29	0.38%	\$ 8,049.00
MGS-S Customer 5820	4.55%	\$ 3,182.53	\$ 3,254.10	2.25%	\$ 8,644.33	\$ 8,715.90	0.83%	\$ 1,645.89
MGS-S Customer 5821	3.87%	\$ 6,096.52	\$ 6,192.11	1.57%	\$ 24,822.28	\$ 24,917.87	0.39%	\$ 2,563.96
MGS-S Customer 5822	3.98%	\$ 7,252.59	\$ 7,362.25	1.51%	\$ 21,097.80	\$ 21,207.46	0.52%	\$ 2,868.55
MGS-S Customer 5823	3.97%	\$ 5,743.93	\$ 5,840.26	1.68%	\$ 13,120.79	\$ 13,217.12	0.73%	\$ 2,522.31
MGS-S Customer 5824	3.25%	\$ 4,769.79	\$ 4,839.15	1.45%	\$ 8,894.37	\$ 8,963.73	0.78%	\$ 2,202.88
MGS-S Customer 5825	4.51%	\$ 3,745.80	\$ 3,819.21	1.96%	\$ 10,446.22	\$ 10,519.63	0.70%	\$ 1,699.98
MGS-S Customer 5826	3.43%	\$ 22,140.20	\$ 22,399.51	1.17%	\$ 87,668.13	\$ 87,927.44	0.30%	\$ 7,810.33
MGS-S Customer 5827	3.70%	\$ 7,370.72	\$ 7,478.17	1.46%	\$ 25,795.16	\$ 25,902.61	0.42%	\$ 3,008.68
MGS-S Customer 5828	4.07%	\$ 4,990.68	\$ 5,074.51	1.68%	\$ 9,837.74	\$ 9,921.57	0.85%	\$ 2,145.19
MGS-S Customer 5829	3.12%	\$ 9,483.01	\$ 9,600.45	1.24%	\$ 33,009.90	\$ 33,127.34	0.36%	\$ 3,883.98
MGS-S Customer 5830	4.21%	\$ 6,753.39	\$ 6,867.71	1.69%	\$ 20,487.88	\$ 20,602.20	0.56%	\$ 2,830.08
MGS-S Customer 5831	2.82%	\$ 20,984.68	\$ 21,189.80	0.98%	\$ 75,328.48	\$ 75,533.60	0.27%	\$ 7,478.09
MGS-S Customer 5832	3.72%	\$ 8,226.45	\$ 8,348.51	1.48%	\$ 24,337.63	\$ 24,459.69	0.50%	\$ 3,406.47
MGS-S Customer 5833	3.94%	\$ 10,007.79	\$ 10,153.80	1.46%	\$ 38,770.35	\$ 38,916.36	0.38%	\$ 3,854.97
MGS-S Customer 5834	5.69%	\$ 1,909.80	\$ 1,967.81	3.04%	\$ 6,468.69	\$ 6,526.70	0.90%	\$ 1,077.69
MGS-S Customer 5835	3.96%	\$ 9,573.67	\$ 9,719.29	1.52%	\$ 22,053.55	\$ 22,199.17	0.66%	\$ 3,819.68
MGS-S Customer 5836	1.39%	\$ 3,598.91	\$ 3,621.61	0.63%	\$ 7,494.27	\$ 7,516.97	0.30%	\$ 1,657.75
MGS-S Customer 5837	3.54%	\$ 14,432.47	\$ 14,614.90	1.26%	\$ 51,949.46	\$ 52,131.89	0.35%	\$ 5,329.18

Customer	Distribution % Difference	Delivery 8/24 Prices	Delivery 1/25 Prices	Delivery % Difference	Bundled 8/24 Prices	Bundled 1/25 Prices	Bundled % Difference	Distribution 1/25 Prices
MGS-S Customer 5838	2.98%	\$ 5,524.80	\$ 5,591.08	1.20%	\$ 15,442.89	\$ 15,509.17	0.43%	\$ 2,290.00
MGS-S Customer 5839	1.22%	\$ 5,527.13	\$ 5,554.89	0.50%	\$ 12,066.55	\$ 12,094.31	0.23%	\$ 2,306.05
MGS-S Customer 5840	4.15%	\$ 4,994.90	\$ 5,084.49	1.79%	\$ 14,322.24	\$ 14,411.83	0.63%	\$ 2,248.45
MGS-S Customer 5841	4.41%	\$ 5,323.42	\$ 5,422.96	1.87%	\$ 15,934.06	\$ 16,033.60	0.62%	\$ 2,355.05
MGS-S Customer 5842	3.93%	\$ 4,912.08	\$ 4,996.49	1.72%	\$ 12,430.63	\$ 12,515.04	0.68%	\$ 2,231.44
MGS-S Customer 5843	3.88%	\$ 4,629.85	\$ 4,703.96	1.60%	\$ 14,127.33	\$ 14,201.44	0.52%	\$ 1,985.68
MGS-S Customer 5844	2.51%	\$ 15,486.76	\$ 15,627.10	0.91%	\$ 59,683.95	\$ 59,824.29	0.24%	\$ 5,727.39
MGS-S Customer 5845	4.23%	\$ 3,410.59	\$ 3,474.99	1.89%	\$ 9,248.78	\$ 9,313.18	0.70%	\$ 1,588.30
MGS-S Customer 5846	4.61%	\$ 5,210.08	\$ 5,307.43	1.87%	\$ 12,221.87	\$ 12,319.22	0.80%	\$ 2,208.70
MGS-S Customer 5847	3.45%	\$ 7,803.89	\$ 7,909.43	1.35%	\$ 25,772.99	\$ 25,878.53	0.41%	\$ 3,161.03
MGS-S Customer 5848	4.34%	\$ 6,369.21	\$ 6,481.56	1.76%	\$ 19,664.93	\$ 19,777.28	0.57%	\$ 2,700.08
MGS-S Customer 5849	5.44%	\$ 3,098.38	\$ 3,181.39	2.68%	\$ 9,959.80	\$ 10,042.81	0.83%	\$ 1,609.51
MGS-S Customer 5850	3.34%	\$ 4,649.83	\$ 4,719.56	1.50%	\$ 9,462.96	\$ 9,532.69	0.74%	\$ 2,156.69
MGS-S Customer 5851	3.76%	\$ 9,806.32	\$ 9,942.62	1.39%	\$ 41,429.93	\$ 41,566.23	0.33%	\$ 3,763.09
MGS-S Customer 5852	4.15%	\$ 3,288.26	\$ 3,354.85	2.03%	\$ 9,948.69	\$ 10,015.28	0.67%	\$ 1,672.84
MGS-S Customer 5853	3.96%	\$ 8,121.61	\$ 8,246.63	1.54%	\$ 25,525.22	\$ 25,650.24	0.49%	\$ 3,279.04
MGS-S Customer 5854	3.47%	\$ 4,916.00	\$ 4,986.16	1.43%	\$ 13,434.36	\$ 13,504.52	0.52%	\$ 2,090.50
MGS-S Customer 5855	3.84%	\$ 4,952.54	\$ 5,034.97	1.66%	\$ 14,547.26	\$ 14,629.69	0.57%	\$ 2,230.35
MGS-S Customer 5856	3.55%	\$ 7,257.57	\$ 7,363.26	1.46%	\$ 19,392.37	\$ 19,498.06	0.55%	\$ 3,086.34
MGS-S Customer 5857	3.51%	\$ 43,861.18	\$ 44,352.71	1.12%	\$ 230,229.79	\$ 230,721.32	0.21%	\$ 14,510.70
MGS-S Customer 5858	4.14%	\$ 4,374.04	\$ 4,455.97	1.87%	\$ 9,504.14	\$ 9,586.07	0.86%	\$ 2,061.94
MGS-S Customer 5859	3.46%	\$ 10,828.78	\$ 10,968.06	1.29%	\$ 35,178.02	\$ 35,317.30	0.40%	\$ 4,168.04
MGS-S Customer 5860	4.13%	\$ 2,166.44	\$ 2,218.18	2.39%	\$ 5,557.79	\$ 5,609.53	0.93%	\$ 1,305.22
MGS-S Customer 5861	3.76%	\$ 12,540.20	\$ 12,711.67	1.37%	\$ 41,691.15	\$ 41,862.62	0.41%	\$ 4,732.30
MGS-S Customer 5862	3.39%	\$ 4,878.17	\$ 4,950.85	1.49%	\$ 12,388.15	\$ 12,460.83	0.59%	\$ 2,217.19
MGS-S Customer 5863	3.47%	\$ 14,641.55	\$ 14,823.62	1.24%	\$ 47,348.38	\$ 47,530.45	0.38%	\$ 5,435.18
MGS-S Customer 5864	3.13%	\$ 21,355.45	\$ 21,588.51	1.09%	\$ 64,839.63	\$ 65,072.69	0.36%	\$ 7,688.81
MGS-S Customer 5865	3.92%	\$ 11,036.47	\$ 11,196.53	1.45%	\$ 36,019.08	\$ 36,179.14	0.44%	\$ 4,239.90
MGS-S Customer 5866	2.50%	\$ 58,849.09	\$ 59,334.81	0.83%	\$ 235,400.17	\$ 235,885.89	0.21%	\$ 19,943.52
MGS-S Customer 5867	3.85%	\$ 5,622.21	\$ 5,706.51	1.50%	\$ 23,524.01	\$ 23,608.31	0.36%	\$ 2,271.40
MGS-S Customer 5868	3.60%	\$ 14,120.82	\$ 14,301.07	1.28%	\$ 55,621.38	\$ 55,801.63	0.32%	\$ 5,193.03
MGS-S Customer 5869	2.55%	\$ 10,419.76	\$ 10,525.69	1.02%	\$ 17,970.30	\$ 18,076.23	0.59%	\$ 4,257.58
MGS-S Customer 5870	3.43%	\$ 6,588.62	\$ 6,677.57	1.35%	\$ 13,933.49	\$ 14,022.44	0.64%	\$ 2,680.48
MGS-S Customer 5871	3.90%	\$ 3,536.01	\$ 3,596.90	1.72%	\$ 10,582.99	\$ 10,643.88	0.58%	\$ 1,622.32
MGS-S Customer 5872	3.48%	\$ 21,470.98	\$ 21,724.99	1.18%	\$ 91,519.18	\$ 91,773.19	0.28%	\$ 7,546.24
MGS-S Customer 5873	3.28%	\$ 3,112.43	\$ 3,159.71	1.52%	\$ 7,758.73	\$ 7,806.01	0.61%	\$ 1,489.95
MGS-S Customer 5874	3.53%	\$ 8,517.85	\$ 8,633.29	1.36%	\$ 30,397.06	\$ 30,512.50	0.38%	\$ 3,382.21
MGS-S Customer 5875	4.82%	\$ 6,224.31	\$ 6,349.37	2.01%	\$ 10,319.52	\$ 10,444.58	1.21%	\$ 2,717.68
MGS-S Customer 5876	3.21%	\$ 7,999.91	\$ 8,100.97	1.26%	\$ 23,247.94	\$ 23,349.00	0.43%	\$ 3,246.88
MGS-S Customer 5877	4.30%	\$ 34,888.29	\$ 35,394.41	1.45%	\$ 99,031.34	\$ 99,537.46	0.51%	\$ 12,276.66

Customer	Distribution % Difference	Delivery 8/24 Prices	Delivery 1/25 Prices	Delivery % Difference	Bundled 8/24 Prices	Bundled 1/25 Prices	Bundled % Difference	Distribution 1/25 Prices
MGS-S Customer 5878	4.47%	\$ 10,943.82	\$ 11,126.79	1.67%	\$ 26,611.65	\$ 26,794.62	0.69%	\$ 4,278.61
MGS-S Customer 5879	4.28%	\$ 5,065.20	\$ 5,158.66	1.85%	\$ 14,169.73	\$ 14,263.19	0.66%	\$ 2,275.15
MGS-S Customer 5880	3.92%	\$ 9,454.15	\$ 9,597.74	1.52%	\$ 18,177.95	\$ 18,321.54	0.79%	\$ 3,804.42
MGS-S Customer 5881	3.98%	\$ 12,222.53	\$ 12,400.72	1.46%	\$ 36,958.33	\$ 37,136.52	0.48%	\$ 4,655.20
MGS-S Customer 5882	3.69%	\$ 5,728.40	\$ 5,816.43	1.54%	\$ 18,708.75	\$ 18,796.78	0.47%	\$ 2,475.64
MGS-S Customer 5883	3.24%	\$ 16,273.57	\$ 16,459.25	1.14%	\$ 60,031.98	\$ 60,217.66	0.31%	\$ 5,921.65
MGS-S Customer 5884	3.98%	\$ 5,112.71	\$ 5,199.83	1.70%	\$ 15,899.20	\$ 15,986.32	0.55%	\$ 2,278.30
MGS-S Customer 5885	2.05%	\$ 8,725.68	\$ 8,797.52	0.82%	\$ 12,410.68	\$ 12,482.52	0.58%	\$ 3,572.44
MGS-S Customer 5886	5.75%	\$ 2,707.02	\$ 2,788.80	3.02%	\$ 5,466.14	\$ 5,547.92	1.50%	\$ 1,503.00
MGS-S Customer 5887	3.37%	\$ 12,135.40	\$ 12,290.00	1.27%	\$ 32,657.15	\$ 32,811.75	0.47%	\$ 4,747.88
MGS-S Customer 5888	3.87%	\$ 7,511.87	\$ 7,624.31	1.50%	\$ 31,372.18	\$ 31,484.62	0.36%	\$ 3,020.23
MGS-S Customer 5889	4.13%	\$ 10,468.79	\$ 10,631.40	1.55%	\$ 28,193.37	\$ 28,355.98	0.58%	\$ 4,095.58
MGS-S Customer 5890	3.63%	\$ 5,508.67	\$ 5,592.71	1.53%	\$ 18,389.96	\$ 18,474.00	0.46%	\$ 2,399.58
MGS-S Customer 5891	3.52%	\$ 8,893.91	\$ 9,014.34	1.35%	\$ 27,102.97	\$ 27,223.40	0.44%	\$ 3,539.02
MGS-S Customer 5892	4.65%	\$ 42,750.18	\$ 43,399.64	1.52%	\$ 164,701.51	\$ 165,350.97	0.39%	\$ 14,615.91
MGS-S Customer 5893	4.84%	\$ 5,093.47	\$ 5,198.96	2.07%	\$ 14,865.30	\$ 14,970.79	0.71%	\$ 2,282.88
MGS-S Customer 5894	1.33%	\$ 2,877.55	\$ 2,896.42	0.66%	\$ 3,278.16	\$ 3,297.03	0.58%	\$ 1,432.44
MGS-S Customer 5895	3.73%	\$ 7,455.71	\$ 7,564.66	1.46%	\$ 27,079.58	\$ 27,188.53	0.40%	\$ 3,029.91
MGS-S Customer 5896	3.50%	\$ 5,781.98	\$ 5,866.84	1.47%	\$ 16,229.79	\$ 16,314.65	0.52%	\$ 2,511.28
MGS-S Customer 5897	2.47%	\$ 27,231.14	\$ 27,467.30	0.87%	\$ 98,166.02	\$ 98,402.18	0.24%	\$ 9,795.65
MGS-S Customer 5898	3.55%	\$ 8,730.99	\$ 8,850.53	1.37%	\$ 25,942.53	\$ 26,062.07	0.46%	\$ 3,489.59
MGS-S Customer 5899	3.51%	\$ 5,924.38	\$ 6,006.49	1.39%	\$ 17,666.11	\$ 17,748.22	0.46%	\$ 2,418.64
MGS-S Customer 5900	-0.18%	\$ 7,067.88	\$ 7,065.53	-0.03%	\$ 288,333.04	\$ 288,330.69	0.00%	\$ 1,327.67
MGS-S Customer 5901	3.85%	\$ 7,968.86	\$ 8,087.51	1.49%	\$ 28,950.53	\$ 29,069.18	0.41%	\$ 3,199.68
MGS-S Customer 5902	3.78%	\$ 5,116.03	\$ 5,200.38	1.65%	\$ 10,906.68	\$ 10,991.03	0.77%	\$ 2,314.02
MGS-S Customer 5903	3.22%	\$ 44,120.16	\$ 44,599.90	1.09%	\$ 120,343.17	\$ 120,822.91	0.40%	\$ 15,373.37
MGS-S Customer 5904	4.23%	\$ 4,918.13	\$ 5,009.19	1.85%	\$ 10,992.39	\$ 11,083.45	0.83%	\$ 2,245.18
MGS-S Customer 5905	4.47%	\$ 6,408.00	\$ 6,525.06	1.83%	\$ 16,358.08	\$ 16,475.14	0.72%	\$ 2,738.09
MGS-S Customer 5906	4.20%	\$ 4,802.14	\$ 4,886.06	1.75%	\$ 9,427.53	\$ 9,511.45	0.89%	\$ 2,081.67
MGS-S Customer 5907	3.88%	\$ 7,316.40	\$ 7,430.21	1.56%	\$ 18,112.03	\$ 18,225.84	0.63%	\$ 3,045.07
MGS-S Customer 5908	4.02%	\$ 4,875.54	\$ 4,961.23	1.76%	\$ 12,967.58	\$ 13,053.27	0.66%	\$ 2,215.07
MGS-S Customer 5909	4.29%	\$ 9,563.72	\$ 9,718.58	1.62%	\$ 29,975.78	\$ 30,130.64	0.52%	\$ 3,762.42
MGS-S Customer 5910	3.71%	\$ 4,557.40	\$ 4,627.95	1.55%	\$ 12,555.51	\$ 12,626.06	0.56%	\$ 1,970.44
MGS-S Customer 5911	3.53%	\$ 4,096.45	\$ 4,158.66	1.52%	\$ 10,167.05	\$ 10,229.26	0.61%	\$ 1,823.00
MGS-S Customer 5912	3.59%	\$ 4,677.22	\$ 4,747.69	1.51%	\$ 9,729.85	\$ 9,800.32	0.72%	\$ 2,032.54
MGS-S Customer 5913	3.15%	\$ 9,653.33	\$ 9,762.50	1.13%	\$ 40,266.85	\$ 40,376.02	0.27%	\$ 3,579.27
MGS-S Customer 5914	3.08%	\$ 19,394.78	\$ 19,605.63	1.09%	\$ 60,977.61	\$ 61,188.46	0.35%	\$ 7,059.83
MGS-S Customer 5915	4.17%	\$ 15,928.45	\$ 16,169.39	1.51%	\$ 32,418.98	\$ 32,659.92	0.74%	\$ 6,014.20
MGS-S Customer 5916	4.03%	\$ 6,196.31	\$ 6,298.70	1.65%	\$ 19,012.12	\$ 19,114.51	0.54%	\$ 2,641.55
MGS-S Customer 5917	3.68%	\$ 4,105.10	\$ 4,168.82	1.55%	\$ 14,528.00	\$ 14,591.72	0.44%	\$ 1,795.67

Internal Use

Customer	Distribution % Difference	Delivery 8/24 Prices	Delivery 1/25 Prices	Delivery % Difference	Bundled 8/24 Prices	Bundled 1/25 Prices	Bundled % Difference	Distribution 1/25 Prices
MGS-S Customer 5918	3.55%	\$ 8,966.20	\$ 9,087.01	1.35%	\$ 32,614.78	\$ 32,735.59	0.37%	\$ 3,525.75
MGS-S Customer 5919	4.81%	\$ 5,587.13	\$ 5,699.22	2.01%	\$ 16,776.29	\$ 16,888.38	0.67%	\$ 2,444.82
MGS-S Customer 5920	2.96%	\$ 5,813.25	\$ 5,886.39	1.26%	\$ 13,016.43	\$ 13,089.57	0.56%	\$ 2,542.32
MGS-S Customer 5921	3.83%	\$ 4,125.55	\$ 4,193.78	1.65%	\$ 8,101.93	\$ 8,170.16	0.84%	\$ 1,849.14
MGS-S Customer 5922	3.58%	\$ 27,135.11	\$ 27,463.23	1.21%	\$ 101,342.51	\$ 101,670.63	0.32%	\$ 9,489.16
MGS-S Customer 5923	4.05%	\$ 4,235.08	\$ 4,306.86	1.69%	\$ 14,111.12	\$ 14,182.90	0.51%	\$ 1,846.19
MGS-S Customer 5924	5.19%	\$ 11,804.32	\$ 12,030.59	1.92%	\$ 27,878.93	\$ 28,105.20	0.81%	\$ 4,582.48
MGS-S Customer 5925	4.00%	\$ 3,032.90	\$ 3,094.16	2.02%	\$ 8,386.38	\$ 8,447.64	0.73%	\$ 1,592.69
MGS-S Customer 5926	3.74%	\$ 50,206.20	\$ 50,836.93	1.26%	\$ 130,145.06	\$ 130,775.79	0.48%	\$ 17,482.16
MGS-S Customer 5927	4.10%	\$ 3,248.94	\$ 3,314.15	2.01%	\$ 10,138.24	\$ 10,203.45	0.64%	\$ 1,657.35
MGS-S Customer 5928	3.24%	\$ 18,318.81	\$ 18,522.83	1.11%	\$ 80,176.59	\$ 80,380.61	0.25%	\$ 6,504.43
MGS-S Customer 5929	3.13%	\$ 11,035.21	\$ 11,162.50	1.15%	\$ 41,010.80	\$ 41,138.09	0.31%	\$ 4,197.02
MGS-S Customer 5930	4.18%	\$ 2,107.80	\$ 2,154.06	2.19%	\$ 5,400.76	\$ 5,447.02	0.86%	\$ 1,152.37
MGS-S Customer 5931	3.34%	\$ 5,451.42	\$ 5,529.20	1.43%	\$ 14,667.93	\$ 14,745.71	0.53%	\$ 2,404.24
MGS-S Customer 5932	3.66%	\$ 20,431.22	\$ 20,681.43	1.22%	\$ 104,161.01	\$ 104,411.22	0.24%	\$ 7,090.01
MGS-S Customer 5933	4.22%	\$ 6,156.94	\$ 6,262.70	1.72%	\$ 21,588.82	\$ 21,694.58	0.49%	\$ 2,610.28
MGS-S Customer 5934	5.71%	\$ 2,478.32	\$ 2,554.79	3.09%	\$ 6,125.62	\$ 6,202.09	1.25%	\$ 1,416.60
MGS-S Customer 5935	2.96%	\$ 3,389.10	\$ 3,438.27	1.45%	\$ 8,788.06	\$ 8,837.23	0.56%	\$ 1,712.68
MGS-S Customer 5936	3.68%	\$ 5,703.39	\$ 5,791.81	1.55%	\$ 15,205.56	\$ 15,293.98	0.58%	\$ 2,491.59
MGS-S Customer 5937	4.17%	\$ 5,220.86	\$ 5,308.86	1.69%	\$ 13,689.85	\$ 13,777.85	0.64%	\$ 2,200.08
MGS-S Customer 5938	0.70%	\$ 4,788.76	\$ 4,803.09	0.30%	\$ 11,329.21	\$ 11,343.54	0.13%	\$ 2,048.11
MGS-S Customer 5939	1.46%	\$ 4,100.16	\$ 4,126.37	0.64%	\$ 9,319.72	\$ 9,345.93	0.28%	\$ 1,822.28
MGS-S Customer 5940	1.55%	\$ 3,473.46	\$ 3,498.08	0.71%	\$ 6,937.93	\$ 6,962.55	0.35%	\$ 1,617.90
MGS-S Customer 5941	3.49%	\$ 19,096.62	\$ 19,327.55	1.21%	\$ 70,846.63	\$ 71,077.56	0.33%	\$ 6,850.17
MGS-S Customer 5942	2.33%	\$ 3,047.45	\$ 3,080.91	1.10%	\$ 6,912.08	\$ 6,945.54	0.48%	\$ 1,469.95
MGS-S Customer 5943	3.86%	\$ 4,645.59	\$ 4,725.17	1.71%	\$ 11,775.64	\$ 11,855.22	0.68%	\$ 2,141.09
MGS-S Customer 5944	3.29%	\$ 8,349.99	\$ 8,457.38	1.29%	\$ 23,259.11	\$ 23,366.50	0.46%	\$ 3,371.56
MGS-S Customer 5945	3.65%	\$ 7,289.71	\$ 7,395.22	1.45%	\$ 23,295.76	\$ 23,401.27	0.45%	\$ 2,997.31
MGS-S Customer 5946	2.85%	\$ 55,904.64	\$ 56,446.02	0.97%	\$ 168,906.84	\$ 169,448.22	0.32%	\$ 19,516.28
MGS-S Customer 5947	3.49%	\$ 13,120.63	\$ 13,289.18	1.28%	\$ 32,426.62	\$ 32,595.17	0.52%	\$ 5,001.41
MGS-S Customer 5948	3.96%	\$ 4,472.77	\$ 4,546.86	1.66%	\$ 12,361.53	\$ 12,435.62	0.60%	\$ 1,942.77
MGS-S Customer 5949	4.46%	\$ 2,964.49	\$ 3,025.20	2.05%	\$ 10,326.04	\$ 10,386.75	0.59%	\$ 1,422.72
MGS-S Customer 5950	3.34%	\$ 7,691.52	\$ 7,793.26	1.32%	\$ 21,951.63	\$ 22,053.37	0.46%	\$ 3,147.51
MGS-S Customer 5951	3.87%	\$ 14,213.06	\$ 14,409.81	1.38%	\$ 48,364.18	\$ 48,560.93	0.41%	\$ 5,280.31
MGS-S Customer 5952	4.38%	\$ 3,286.61	\$ 3,356.02	2.11%	\$ 12,868.53	\$ 12,937.94	0.54%	\$ 1,652.32
MGS-S Customer 5953	3.48%	\$ 5,404.16	\$ 5,484.12	1.48%	\$ 15,870.71	\$ 15,950.67	0.50%	\$ 2,379.60
MGS-S Customer 5954	3.47%	\$ 8,894.25	\$ 9,013.72	1.34%	\$ 24,264.88	\$ 24,384.35	0.49%	\$ 3,558.91
MGS-S Customer 5955	4.08%	\$ 4,909.99	\$ 4,997.26	1.78%	\$ 13,356.36	\$ 13,443.63	0.65%	\$ 2,224.82
MGS-S Customer 5956	2.98%	\$ 42,193.22	\$ 42,606.30	0.98%	\$ 175,360.67	\$ 175,773.75	0.24%	\$ 14,292.10
MGS-S Customer 5957	3.80%	\$ 7,623.85	\$ 7,731.22	1.41%	\$ 30,750.59	\$ 30,857.96	0.35%	\$ 2,930.86

Customer	Distribution % Difference	Delivery 8/24 Prices	Delivery 1/25 Prices	Delivery % Difference	Bundled 8/24 Prices	Bundled 1/25 Prices	Bundled % Difference	Distribution 1/25 Prices
MGS-S Customer 5958	3.08%	\$ 4,973.94	\$ 5,037.22	1.27%	\$ 12,045.03	\$ 12,108.31	0.53%	\$ 2,119.18
MGS-S Customer 5959	3.71%	\$ 2,163.97	\$ 2,205.73	1.93%	\$ 6,058.76	\$ 6,100.52	0.69%	\$ 1,166.52
MGS-S Customer 5960	4.06%	\$ 5,029.98	\$ 5,112.80	1.65%	\$ 14,721.48	\$ 14,804.30	0.56%	\$ 2,124.41
MGS-S Customer 5961	4.16%	\$ 5,577.74	\$ 5,674.49	1.73%	\$ 18,960.30	\$ 19,057.05	0.51%	\$ 2,422.72
MGS-S Customer 5962	3.96%	\$ 4,292.11	\$ 4,369.21	1.80%	\$ 10,946.83	\$ 11,023.93	0.70%	\$ 2,021.83
MGS-S Customer 5963	3.54%	\$ 9,585.21	\$ 9,712.88	1.33%	\$ 34,864.90	\$ 34,992.57	0.37%	\$ 3,729.52
MGS-S Customer 5964	3.39%	\$ 5,422.11	\$ 5,500.54	1.45%	\$ 14,535.55	\$ 14,613.98	0.54%	\$ 2,394.99
MGS-S Customer 5965	2.91%	\$ 11,228.28	\$ 11,349.55	1.08%	\$ 37,554.63	\$ 37,675.90	0.32%	\$ 4,288.06
MGS-S Customer 5966	4.20%	\$ 5,012.47	\$ 5,104.03	1.83%	\$ 12,192.80	\$ 12,284.36	0.75%	\$ 2,270.08
MGS-S Customer 5967	4.51%	\$ 3,669.77	\$ 3,743.17	2.00%	\$ 6,758.32	\$ 6,831.72	1.09%	\$ 1,699.16
MGS-S Customer 5968	3.55%	\$ 6,037.60	\$ 6,121.63	1.39%	\$ 18,482.51	\$ 18,566.54	0.45%	\$ 2,453.20
MGS-S Customer 5969	5.03%	\$ 2,542.91	\$ 2,610.86	2.67%	\$ 8,644.59	\$ 8,712.54	0.79%	\$ 1,419.72
MGS-S Customer 5970	4.13%	\$ 4,350.85	\$ 4,430.21	1.82%	\$ 17,217.05	\$ 17,296.41	0.46%	\$ 1,998.87
MGS-S Customer 5971	4.67%	\$ 5,795.44	\$ 5,908.04	1.94%	\$ 16,297.98	\$ 16,410.58	0.69%	\$ 2,521.70
MGS-S Customer 5972	4.33%	\$ 5,099.26	\$ 5,194.04	1.86%	\$ 15,040.20	\$ 15,134.98	0.63%	\$ 2,281.31
MGS-S Customer 5973	3.95%	\$ 8,810.14	\$ 8,941.52	1.49%	\$ 34,871.63	\$ 35,003.01	0.38%	\$ 3,457.21
MGS-S Customer 5974	3.89%	\$ 7,015.10	\$ 7,118.95	1.48%	\$ 22,768.63	\$ 22,872.48	0.46%	\$ 2,771.82
MGS-S Customer 5975	3.79%	\$ 11,122.49	\$ 11,279.47	1.41%	\$ 31,936.76	\$ 32,093.74	0.49%	\$ 4,298.28
MGS-S Customer 5976	3.22%	\$ 7,819.20	\$ 7,918.57	1.27%	\$ 23,187.66	\$ 23,287.03	0.43%	\$ 3,183.27
MGS-S Customer 5977	3.37%	\$ 9,370.04	\$ 9,491.45	1.30%	\$ 24,539.68	\$ 24,661.09	0.49%	\$ 3,725.05
MGS-S Customer 5978	3.77%	\$ 7,471.27	\$ 7,577.28	1.42%	\$ 25,051.99	\$ 25,158.00	0.42%	\$ 2,916.94
MGS-S Customer 5979	3.39%	\$ 9,700.35	\$ 9,825.08	1.29%	\$ 29,440.54	\$ 29,565.27	0.42%	\$ 3,807.64
MGS-S Customer 5980	4.12%	\$ 6,638.67	\$ 6,750.20	1.68%	\$ 16,191.11	\$ 16,302.64	0.69%	\$ 2,819.31
MGS-S Customer 5981	4.53%	\$ 3,568.37	\$ 3,639.68	2.00%	\$ 9,183.86	\$ 9,255.17	0.78%	\$ 1,645.89
MGS-S Customer 5982	4.00%	\$ 5,039.37	\$ 5,127.00	1.74%	\$ 12,145.08	\$ 12,232.71	0.72%	\$ 2,279.02
MGS-S Customer 5983	4.08%	\$ 5,902.24	\$ 6,003.88	1.72%	\$ 10,729.65	\$ 10,831.29	0.95%	\$ 2,596.12
MGS-S Customer 5984	5.09%	\$ 3,868.79	\$ 3,960.58	2.37%	\$ 8,057.12	\$ 8,148.91	1.14%	\$ 1,896.30
MGS-S Customer 5985	4.27%	\$ 3,810.74	\$ 3,886.60	1.99%	\$ 10,796.02	\$ 10,871.88	0.70%	\$ 1,853.02
MGS-S Customer 5986	4.06%	\$ 5,949.96	\$ 6,046.63	1.62%	\$ 11,048.40	\$ 11,145.07	0.87%	\$ 2,477.50
MGS-S Customer 5987	3.56%	\$ 5,785.88	\$ 5,867.73	1.41%	\$ 16,522.09	\$ 16,603.94	0.50%	\$ 2,377.84
MGS-S Customer 5988	3.44%	\$ 16,212.28	\$ 16,410.80	1.22%	\$ 49,463.01	\$ 49,661.53	0.40%	\$ 5,977.35
MGS-S Customer 5989	3.14%	\$ 12,296.35	\$ 12,438.98	1.16%	\$ 36,188.88	\$ 36,331.51	0.39%	\$ 4,678.73
MGS-S Customer 5990	3.31%	\$ 14,620.90	\$ 14,799.96	1.22%	\$ 38,534.00	\$ 38,713.06	0.46%	\$ 5,590.91
MGS-S Customer 5991	3.38%	\$ 15,673.22	\$ 15,861.34	1.20%	\$ 53,974.40	\$ 54,162.52	0.35%	\$ 5,753.34
MGS-S Customer 5992	3.24%	\$ 4,714.65	\$ 4,777.51	1.33%	\$ 15,862.90	\$ 15,925.76	0.40%	\$ 2,000.84
MGS-S Customer 5993	3.46%	\$ 3,168.54	\$ 3,219.11	1.60%	\$ 7,472.28	\$ 7,522.85	0.68%	\$ 1,512.47
MGS-S Customer 5994	3.59%	\$ 21,263.81	\$ 21,529.25	1.25%	\$ 66,306.55	\$ 66,571.99	0.40%	\$ 7,653.38
MGS-S Customer 5995	4.29%	\$ 3,292.79	\$ 3,356.23	1.93%	\$ 9,956.08	\$ 10,019.52	0.64%	\$ 1,541.61
MGS-S Customer 5996	3.81%	\$ 12,042.41	\$ 12,213.71	1.42%	\$ 26,005.43	\$ 26,176.73	0.66%	\$ 4,667.36
MGS-S Customer 5997	3.85%	\$ 7,397.47	\$ 7,509.85	1.52%	\$ 24,528.11	\$ 24,640.49	0.46%	\$ 3,028.12

Internal Use

Customer	Distribution % Difference	Delivery 8/24 Prices	Delivery 1/25 Prices	Delivery % Difference	Bundled 8/24 Prices	Bundled 1/25 Prices	Bundled % Difference	Distribution 1/25 Prices
MGS-S Customer 5998	3.83%	\$ 11,831.29	\$ 11,996.88	1.40%	\$ 39,821.32	\$ 39,986.91	0.42%	\$ 4,494.39
MGS-S Customer 5999	3.13%	\$ 12,741.02	\$ 12,888.03	1.15%	\$ 35,813.14	\$ 35,960.15	0.41%	\$ 4,839.03
MGS-S Customer 6000	3.43%	\$ 3,852.71	\$ 3,909.82	1.48%	\$ 12,407.29	\$ 12,464.40	0.46%	\$ 1,720.21
MGS-S Customer 6001	3.69%	\$ 9,867.91	\$ 10,005.95	1.40%	\$ 28,232.37	\$ 28,370.41	0.49%	\$ 3,878.14
MGS-S Customer 6002	3.53%	\$ 38,505.18	\$ 38,950.10	1.16%	\$ 166,256.53	\$ 166,701.45	0.27%	\$ 13,063.89
MGS-S Customer 6003	4.05%	\$ 4,836.62	\$ 4,921.75	1.76%	\$ 15,214.27	\$ 15,299.40	0.56%	\$ 2,185.41
MGS-S Customer 6004	3.97%	\$ 5,680.14	\$ 5,774.51	1.66%	\$ 16,972.48	\$ 17,066.85	0.56%	\$ 2,472.27
MGS-S Customer 6005	3.87%	\$ 7,848.84	\$ 7,966.36	1.50%	\$ 29,829.63	\$ 29,947.15	0.39%	\$ 3,150.95
MGS-S Customer 6006	2.78%	\$ 5,006.28	\$ 5,062.93	1.13%	\$ 17,101.55	\$ 17,158.20	0.33%	\$ 2,093.48
MGS-S Customer 6007	3.66%	\$ 4,488.09	\$ 4,562.40	1.66%	\$ 8,780.63	\$ 8,854.94	0.85%	\$ 2,105.52
MGS-S Customer 6008	2.45%	\$ 4,290.01	\$ 4,338.43	1.13%	\$ 9,047.95	\$ 9,096.37	0.54%	\$ 2,028.10
MGS-S Customer 6009	1.98%	\$ 3,559.16	\$ 3,591.00	0.89%	\$ 8,413.88	\$ 8,445.72	0.38%	\$ 1,639.30
MGS-S Customer 6010	3.98%	\$ 24,771.16	\$ 25,104.64	1.35%	\$ 93,690.43	\$ 94,023.91	0.36%	\$ 8,711.35
MGS-S Customer 6011	3.28%	\$ 69,832.62	\$ 70,584.35	1.08%	\$ 237,498.55	\$ 238,250.28	0.32%	\$ 23,667.86
MGS-S Customer 6012	4.82%	\$ 4,177.94	\$ 4,268.96	2.18%	\$ 11,815.32	\$ 11,906.34	0.77%	\$ 1,978.58
MGS-S Customer 6013	2.04%	\$ 2,613.85	\$ 2,640.22	1.01%	\$ 6,827.89	\$ 6,854.26	0.39%	\$ 1,316.20
MGS-S Customer 6014	3.70%	\$ 10,716.70	\$ 10,854.11	1.28%	\$ 55,107.22	\$ 55,244.63	0.25%	\$ 3,855.67
MGS-S Customer 6015	3.80%	\$ 6,261.82	\$ 6,357.99	1.54%	\$ 24,301.77	\$ 24,397.94	0.40%	\$ 2,625.99
MGS-S Customer 6016	4.41%	\$ 6,715.78	\$ 6,834.80	1.77%	\$ 20,052.64	\$ 20,171.66	0.59%	\$ 2,820.94
MGS-S Customer 6017	3.82%	\$ 5,920.23	\$ 6,010.49	1.52%	\$ 12,565.80	\$ 12,656.06	0.72%	\$ 2,454.91
MGS-S Customer 6018	3.82%	\$ 8,613.78	\$ 8,741.48	1.48%	\$ 22,892.17	\$ 23,019.87	0.56%	\$ 3,471.59
MGS-S Customer 6019	3.92%	\$ 5,668.30	\$ 5,761.37	1.64%	\$ 17,291.43	\$ 17,384.50	0.54%	\$ 2,465.57
MGS-S Customer 6020	3.52%	\$ 10,789.85	\$ 10,930.31	1.30%	\$ 38,551.35	\$ 38,691.81	0.36%	\$ 4,130.82
MGS-S Customer 6021	3.67%	\$ 8,697.91	\$ 8,820.13	1.41%	\$ 29,187.21	\$ 29,309.43	0.42%	\$ 3,455.68
MGS-S Customer 6022	4.43%	\$ 4,573.48	\$ 4,657.90	1.85%	\$ 10,936.60	\$ 11,021.02	0.77%	\$ 1,990.58
MGS-S Customer 6023	4.37%	\$ 4,498.09	\$ 4,586.74	1.97%	\$ 8,295.99	\$ 8,384.64	1.07%	\$ 2,115.65
MGS-S Customer 6024	3.46%	\$ 8,408.59	\$ 8,521.37	1.34%	\$ 26,434.71	\$ 26,547.49	0.43%	\$ 3,371.03
MGS-S Customer 6025	2.49%	\$ 4,225.64	\$ 4,273.96	1.14%	\$ 10,850.53	\$ 10,898.85	0.45%	\$ 1,992.70
MGS-S Customer 6026	3.72%	\$ 8,564.28	\$ 8,680.96	1.36%	\$ 32,655.63	\$ 32,772.31	0.36%	\$ 3,250.85
MGS-S Customer 6027	4.85%	\$ 3,166.58	\$ 3,242.71	2.40%	\$ 7,949.77	\$ 8,025.90	0.96%	\$ 1,646.17
MGS-S Customer 6028	3.58%	\$ 6,959.00	\$ 7,059.62	1.45%	\$ 18,692.16	\$ 18,792.78	0.54%	\$ 2,912.13
MGS-S Customer 6029	3.16%	\$ 13,482.83	\$ 13,634.94	1.13%	\$ 55,879.22	\$ 56,031.33	0.27%	\$ 4,960.18
MGS-S Customer 6030	4.47%	\$ 18,895.10	\$ 19,190.97	1.57%	\$ 54,015.18	\$ 54,311.05	0.55%	\$ 6,912.15
MGS-S Customer 6031	3.99%	\$ 4,351.61	\$ 4,428.76	1.77%	\$ 15,738.33	\$ 15,815.48	0.49%	\$ 2,009.06
MGS-S Customer 6032	3.37%	\$ 11,170.78	\$ 11,310.06	1.25%	\$ 37,177.19	\$ 37,316.47	0.37%	\$ 4,274.45
MGS-S Customer 6033	4.92%	\$ 4,084.02	\$ 4,175.99	2.25%	\$ 9,794.92	\$ 9,886.89	0.94%	\$ 1,959.93
MGS-S Customer 6034	3.43%	\$ 5,953.20	\$ 6,038.80	1.44%	\$ 14,850.23	\$ 14,935.83	0.58%	\$ 2,581.48
MGS-S Customer 6035	3.91%	\$ 5,819.14	\$ 5,914.43	1.64%	\$ 15,017.37	\$ 15,112.66	0.63%	\$ 2,535.22
MGS-S Customer 6036	3.64%	\$ 10,665.78	\$ 10,809.31	1.35%	\$ 39,094.58	\$ 39,238.11	0.37%	\$ 4,083.96
MGS-S Customer 6037	3.50%	\$ 16,033.97	\$ 16,235.27	1.26%	\$ 45,194.06	\$ 45,395.36	0.45%	\$ 5,945.22

Customer	Distribution % Difference	Delivery 8/24 Prices	Delivery 1/25 Prices	Delivery % Difference	Bundled 8/24 Prices	Bundled 1/25 Prices	Bundled % Difference	Distribution 1/25 Prices
MGS-S Customer 6038	3.60%	\$ 8,450.63	\$ 8,566.57	1.37%	\$ 33,078.79	\$ 33,194.73	0.35%	\$ 3,339.74
MGS-S Customer 6039	3.84%	\$ 5,167.07	\$ 5,246.38	1.53%	\$ 18,374.69	\$ 18,454.00	0.43%	\$ 2,146.20
MGS-S Customer 6040	3.13%	\$ 24,026.90	\$ 24,286.29	1.08%	\$ 79,261.96	\$ 79,521.35	0.33%	\$ 8,534.31
MGS-S Customer 6041	3.44%	\$ 14,787.75	\$ 14,972.56	1.25%	\$ 37,361.68	\$ 37,546.49	0.49%	\$ 5,557.64
MGS-S Customer 6042	2.73%	\$ 3,648.31	\$ 3,693.23	1.23%	\$ 5,668.49	\$ 5,713.41	0.79%	\$ 1,692.95
MGS-S Customer 6043	3.30%	\$ 11,973.72	\$ 12,113.72	1.17%	\$ 43,190.55	\$ 43,330.55	0.32%	\$ 4,383.08
MGS-S Customer 6044	3.82%	\$ 3,867.70	\$ 3,931.53	1.65%	\$ 11,258.16	\$ 11,321.99	0.57%	\$ 1,735.08
MGS-S Customer 6045	4.74%	\$ 12,004.43	\$ 12,215.40	1.76%	\$ 25,953.74	\$ 26,164.71	0.81%	\$ 4,663.15
MGS-S Customer 6046	5.57%	\$ 3,700.22	\$ 3,790.17	2.43%	\$ 7,934.26	\$ 8,024.21	1.13%	\$ 1,705.28
MGS-S Customer 6047	4.62%	\$ 3,747.94	\$ 3,828.50	2.15%	\$ 11,691.55	\$ 11,772.11	0.69%	\$ 1,825.63
MGS-S Customer 6048	4.38%	\$ 9,861.80	\$ 10,019.77	1.60%	\$ 25,959.27	\$ 26,117.24	0.61%	\$ 3,764.34
MGS-S Customer 6049	4.02%	\$ 5,948.94	\$ 6,048.08	1.67%	\$ 17,215.34	\$ 17,314.48	0.58%	\$ 2,566.33
MGS-S Customer 6050	3.89%	\$ 4,312.89	\$ 4,383.89	1.65%	\$ 10,785.47	\$ 10,856.47	0.66%	\$ 1,896.86
MGS-S Customer 6051	3.87%	\$ 3,459.39	\$ 3,518.59	1.71%	\$ 11,633.70	\$ 11,692.90	0.51%	\$ 1,587.54
MGS-S Customer 6052	4.07%	\$ 4,557.59	\$ 4,633.32	1.66%	\$ 17,478.41	\$ 17,554.14	0.43%	\$ 1,936.98
MGS-S Customer 6053	4.87%	\$ 3,851.30	\$ 3,938.14	2.25%	\$ 10,903.65	\$ 10,990.49	0.80%	\$ 1,868.99
MGS-S Customer 6054	2.61%	\$ 3,353.71	\$ 3,397.35	1.30%	\$ 6,456.65	\$ 6,500.29	0.68%	\$ 1,715.41
MGS-S Customer 6055	3.17%	\$ 7,895.42	\$ 7,994.69	1.26%	\$ 20,747.80	\$ 20,847.07	0.48%	\$ 3,227.28
MGS-S Customer 6056	3.89%	\$ 6,059.96	\$ 6,151.68	1.51%	\$ 20,087.08	\$ 20,178.80	0.46%	\$ 2,451.49
MGS-S Customer 6057	3.99%	\$ 21,145.49	\$ 21,429.38	1.34%	\$ 97,738.71	\$ 98,022.60	0.29%	\$ 7,394.39
MGS-S Customer 6058	4.27%	\$ 4,585.74	\$ 4,671.86	1.88%	\$ 14,375.85	\$ 14,461.97	0.60%	\$ 2,103.14
MGS-S Customer 6059	4.13%	\$ 8,867.32	\$ 9,000.80	1.51%	\$ 31,533.23	\$ 31,666.71	0.42%	\$ 3,369.26
MGS-S Customer 6060	3.12%	\$ 5,837.42	\$ 5,915.05	1.33%	\$ 10,846.74	\$ 10,924.37	0.72%	\$ 2,567.12
MGS-S Customer 6061	3.67%	\$ 24,209.78	\$ 24,522.42	1.29%	\$ 48,355.98	\$ 48,668.62	0.65%	\$ 8,828.27
MGS-S Customer 6062	4.10%	\$ 3,412.64	\$ 3,474.79	1.82%	\$ 10,978.95	\$ 11,041.10	0.57%	\$ 1,576.34
MGS-S Customer 6063	3.84%	\$ 5,950.36	\$ 6,044.81	1.59%	\$ 18,755.66	\$ 18,850.11	0.50%	\$ 2,554.94
MGS-S Customer 6064	4.15%	\$ 6,346.71	\$ 6,455.35	1.71%	\$ 14,930.20	\$ 15,038.84	0.73%	\$ 2,724.68
MGS-S Customer 6065	2.66%	\$ 4,082.82	\$ 4,129.66	1.15%	\$ 11,080.90	\$ 11,127.74	0.42%	\$ 1,808.35
MGS-S Customer 6066	4.21%	\$ 3,538.65	\$ 3,604.64	1.86%	\$ 9,523.55	\$ 9,589.54	0.69%	\$ 1,631.84
MGS-S Customer 6067	3.81%	\$ 7,972.00	\$ 8,089.42	1.47%	\$ 29,375.07	\$ 29,492.49	0.40%	\$ 3,197.52
MGS-S Customer 6068	3.99%	\$ 9,244.93	\$ 9,380.35	1.46%	\$ 46,883.04	\$ 47,018.46	0.29%	\$ 3,526.69
MGS-S Customer 6069	3.40%	\$ 3,154.70	\$ 3,203.81	1.56%	\$ 9,455.31	\$ 9,504.42	0.52%	\$ 1,493.30
MGS-S Customer 6070	3.93%	\$ 9,269.23	\$ 9,407.82	1.50%	\$ 28,579.79	\$ 28,718.38	0.48%	\$ 3,664.88
MGS-S Customer 6071	2.21%	\$ 51,024.83	\$ 51,419.64	0.77%	\$ 225,196.94	\$ 225,591.75	0.18%	\$ 18,269.45
MGS-S Customer 6072	2.93%	\$ 2,087.50	\$ 2,120.03	1.56%	\$ 5,474.96	\$ 5,507.49	0.59%	\$ 1,141.64
MGS-S Customer 6073	3.96%	\$ 3,465.38	\$ 3,531.33	1.90%	\$ 10,650.28	\$ 10,716.23	0.62%	\$ 1,730.16
MGS-S Customer 6074	3.41%	\$ 3,920.24	\$ 3,977.81	1.47%	\$ 12,094.78	\$ 12,152.35	0.48%	\$ 1,746.31
MGS-S Customer 6075	2.31%	\$ 3,857.80	\$ 3,896.56	1.00%	\$ 12,349.08	\$ 12,387.84	0.31%	\$ 1,718.34
MGS-S Customer 6076	4.15%	\$ 2,137.52	\$ 2,183.89	2.17%	\$ 5,158.19	\$ 5,204.56	0.90%	\$ 1,164.57
MGS-S Customer 6077	3.06%	\$ 17,982.49	\$ 18,177.87	1.08%	\$ 53,906.99	\$ 54,101.87	0.36%	\$ 6,568.94

Internal Use

Customer	Distribution % Difference	Delivery 8/24 Prices	Delivery 1/25 Prices	Delivery % Difference	Bundled 8/24 Prices	Bundled 1/25 Prices	Bundled % Difference	Distribution 1/25 Prices
MGS-S Customer 6078	5.34%	\$ 1,176.23	\$ 1,226.04	4.23%	\$ 1,738.98	\$ 1,788.79	2.86%	\$ 982.81
MGS-S Customer 6079	3.18%	\$ 13,615.54	\$ 13,766.27	1.11%	\$ 52,730.28	\$ 52,881.01	0.29%	\$ 4,896.73
MGS-S Customer 6080	4.28%	\$ 3,724.56	\$ 3,794.17	1.87%	\$ 9,625.48	\$ 9,695.09	0.72%	\$ 1,697.43
MGS-S Customer 6081	4.60%	\$ 3,017.05	\$ 3,085.73	2.28%	\$ 12,043.88	\$ 12,112.56	0.57%	\$ 1,562.99
MGS-S Customer 6082	2.78%	\$ 3,064.17	\$ 3,104.61	1.32%	\$ 4,599.87	\$ 4,640.31	0.88%	\$ 1,493.68
MGS-S Customer 6083	4.56%	\$ 30,451.41	\$ 30,917.97	1.53%	\$ 100,906.39	\$ 101,372.95	0.46%	\$ 10,691.41
MGS-S Customer 6084	3.65%	\$ 4,329.53	\$ 4,401.04	1.65%	\$ 11,259.39	\$ 11,330.90	0.64%	\$ 2,031.58
MGS-S Customer 6085	2.59%	\$ 3,802.51	\$ 3,849.30	1.23%	\$ 9,369.44	\$ 9,416.23	0.50%	\$ 1,853.71
MGS-S Customer 6086	3.83%	\$ 10,949.74	\$ 11,099.98	1.37%	\$ 36,818.58	\$ 36,968.82	0.41%	\$ 4,069.45
MGS-S Customer 6087	3.78%	\$ 4,435.58	\$ 4,511.21	1.71%	\$ 10,348.95	\$ 10,424.58	0.73%	\$ 2,076.27
MGS-S Customer 6088	3.51%	\$ 11,794.23	\$ 11,947.53	1.30%	\$ 33,650.24	\$ 33,803.54	0.46%	\$ 4,522.07
MGS-S Customer 6089	1.59%	\$ 3,455.28	\$ 3,480.26	0.72%	\$ 8,702.27	\$ 8,727.25	0.29%	\$ 1,599.15
MGS-S Customer 6090	2.98%	\$ 5,666.24	\$ 5,734.65	1.21%	\$ 12,245.88	\$ 12,314.29	0.56%	\$ 2,362.82
MGS-S Customer 6091	5.93%	\$ 4,085.06	\$ 4,194.05	2.67%	\$ 12,380.60	\$ 12,489.59	0.88%	\$ 1,945.87
MGS-S Customer 6092	4.28%	\$ 3,812.67	\$ 3,889.12	2.01%	\$ 9,823.97	\$ 9,900.42	0.78%	\$ 1,860.68
MGS-S Customer 6093	3.28%	\$ 5,776.52	\$ 5,852.55	1.32%	\$ 13,047.12	\$ 13,123.15	0.58%	\$ 2,397.73
MGS-S Customer 6094	3.94%	\$ 6,801.52	\$ 6,911.43	1.62%	\$ 13,168.29	\$ 13,278.20	0.83%	\$ 2,897.62
MGS-S Customer 6095	3.78%	\$ 5,219.42	\$ 5,304.31	1.63%	\$ 13,364.13	\$ 13,449.02	0.64%	\$ 2,333.26
MGS-S Customer 6096	4.81%	\$ 21,479.48	\$ 21,836.10	1.66%	\$ 64,328.36	\$ 64,684.98	0.55%	\$ 7,763.55
MGS-S Customer 6097	3.55%	\$ 10,035.55	\$ 10,168.96	1.33%	\$ 34,373.71	\$ 34,507.12	0.39%	\$ 3,892.92
MGS-S Customer 6098	4.50%	\$ 8,043.93	\$ 8,182.28	1.72%	\$ 31,477.92	\$ 31,616.27	0.44%	\$ 3,212.70
MGS-S Customer 6099	4.01%	\$ 7,310.88	\$ 7,427.33	1.59%	\$ 21,598.41	\$ 21,714.86	0.54%	\$ 3,019.15
MGS-S Customer 6100	3.93%	\$ 8,517.95	\$ 8,649.09	1.54%	\$ 18,769.46	\$ 18,900.60	0.70%	\$ 3,467.63
MGS-S Customer 6101	5.16%	\$ 728.80	\$ 761.27	4.46%	\$ 5,589.46	\$ 5,621.93	0.58%	\$ 662.11
MGS-S Customer 6102	3.45%	\$ 5,035.18	\$ 5,110.95	1.50%	\$ 12,933.08	\$ 13,008.85	0.59%	\$ 2,269.36
MGS-S Customer 6103	4.55%	\$ 9,268.52	\$ 9,429.68	1.74%	\$ 24,214.21	\$ 24,375.37	0.67%	\$ 3,700.40
MGS-S Customer 6104	4.36%	\$ 22,608.53	\$ 22,944.30	1.49%	\$ 82,016.50	\$ 82,352.27	0.41%	\$ 8,032.13
MGS-S Customer 6105	3.73%	\$ 3,514.10	\$ 3,572.56	1.66%	\$ 8,820.85	\$ 8,879.31	0.66%	\$ 1,626.47
MGS-S Customer 6106	4.60%	\$ 4,750.73	\$ 4,847.51	2.04%	\$ 9,152.17	\$ 9,248.95	1.06%	\$ 2,200.43
MGS-S Customer 6107	1.77%	\$ 5,513.47	\$ 5,553.20	0.72%	\$ 14,170.09	\$ 14,209.82	0.28%	\$ 2,289.07
MGS-S Customer 6108	4.77%	\$ 3,815.60	\$ 3,894.00	2.05%	\$ 11,081.74	\$ 11,160.14	0.71%	\$ 1,721.20
MGS-S Customer 6109	5.38%	\$ 1,263.80	\$ 1,315.50	4.09%	\$ 1,818.21	\$ 1,869.91	2.84%	\$ 1,013.53
MGS-S Customer 6110	3.19%	\$ 39,523.47	\$ 39,940.52	1.06%	\$ 156,186.67	\$ 156,603.72	0.27%	\$ 13,487.40
MGS-S Customer 6111	5.34%	\$ 7,005.93	\$ 7,157.68	2.17%	\$ 11,393.65	\$ 11,545.40	1.33%	\$ 2,991.43
MGS-S Customer 6112	5.18%	\$ 12,731.76	\$ 12,966.23	1.84%	\$ 49,081.32	\$ 49,315.79	0.48%	\$ 4,761.72
MGS-S Customer 6113	3.81%	\$ 5,983.35	\$ 6,072.02	1.48%	\$ 21,213.67	\$ 21,302.34	0.42%	\$ 2,415.88
MGS-S Customer 6114	2.67%	\$ 3,413.66	\$ 3,455.22	1.22%	\$ 6,969.55	\$ 7,011.11	0.60%	\$ 1,600.37
MGS-S Customer 6115	4.21%	\$ 4,356.60	\$ 4,438.98	1.89%	\$ 11,765.46	\$ 11,847.84	0.70%	\$ 2,039.96
MGS-S Customer 6116	4.89%	\$ 5,826.36	\$ 5,945.23	2.04%	\$ 14,014.61	\$ 14,133.48	0.85%	\$ 2,550.07
MGS-S Customer 6117	3.74%	\$ 6,782.07	\$ 6,884.33	1.51%	\$ 21,097.02	\$ 21,199.28	0.48%	\$ 2,833.22

Internal Use

Customer	Distribution % Difference	Delivery 8/24 Prices	Delivery 1/25 Prices	Delivery % Difference	Bundled 8/24 Prices	Bundled 1/25 Prices	Bundled % Difference	Distribution 1/25 Prices
MGS-S Customer 6118	3.69%	\$ 14,290.65	\$ 14,474.64	1.29%	\$ 48,990.24	\$ 49,174.23	0.38%	\$ 5,168.32
MGS-S Customer 6119	3.91%	\$ 3,873.03	\$ 3,938.51	1.69%	\$ 10,927.21	\$ 10,992.69	0.60%	\$ 1,739.65
MGS-S Customer 6120	3.67%	\$ 4,617.12	\$ 4,693.29	1.65%	\$ 8,942.00	\$ 9,018.17	0.85%	\$ 2,150.26
MGS-S Customer 6121	4.04%	\$ 4,154.91	\$ 4,225.99	1.71%	\$ 12,527.69	\$ 12,598.77	0.57%	\$ 1,828.94
MGS-S Customer 6122	4.62%	\$ 2,590.69	\$ 2,653.79	2.44%	\$ 9,409.83	\$ 9,472.93	0.67%	\$ 1,430.09
MGS-S Customer 6123	4.43%	\$ 24,255.60	\$ 24,615.39	1.48%	\$ 101,793.28	\$ 102,153.07	0.35%	\$ 8,478.47
MGS-S Customer 6124	5.87%	\$ 2,761.79	\$ 2,837.23	2.73%	\$ 9,343.38	\$ 9,418.82	0.81%	\$ 1,361.50
MGS-S Customer 6125	5.02%	\$ 5,176.46	\$ 5,288.13	2.16%	\$ 11,387.26	\$ 11,498.93	0.98%	\$ 2,337.99
MGS-S Customer 6126	4.65%	\$ 3,227.52	\$ 3,301.85	2.30%	\$ 7,322.73	\$ 7,397.06	1.02%	\$ 1,671.66
MGS-S Customer 6127	3.48%	\$ 8,450.70	\$ 8,564.57	1.35%	\$ 27,039.11	\$ 27,152.98	0.42%	\$ 3,381.85
MGS-S Customer 6128	4.72%	\$ 2,121.92	\$ 2,180.37	2.75%	\$ 4,708.85	\$ 4,767.30	1.24%	\$ 1,297.01
MGS-S Customer 6129	3.35%	\$ 8,945.16	\$ 9,059.39	1.28%	\$ 31,634.27	\$ 31,748.50	0.36%	\$ 3,523.78
MGS-S Customer 6130	4.74%	\$ 17,257.35	\$ 17,540.91	1.64%	\$ 63,858.64	\$ 64,142.20	0.44%	\$ 6,263.04
MGS-S Customer 6131	5.46%	\$ 1,816.51	\$ 1,877.98	3.38%	\$ 4,970.19	\$ 5,031.66	1.24%	\$ 1,188.23
MGS-S Customer 6132	4.13%	\$ 34,380.53	\$ 34,862.62	1.40%	\$ 91,667.76	\$ 92,149.85	0.53%	\$ 12,144.29
MGS-S Customer 6133	4.07%	\$ 5,616.70	\$ 5,712.06	1.70%	\$ 18,584.03	\$ 18,679.39	0.51%	\$ 2,438.79
MGS-S Customer 6134	3.53%	\$ 6,038.24	\$ 6,127.46	1.48%	\$ 14,387.14	\$ 14,476.36	0.62%	\$ 2,615.51
MGS-S Customer 6135	4.40%	\$ 5,516.32	\$ 5,619.91	1.88%	\$ 11,250.87	\$ 11,354.46	0.92%	\$ 2,456.90
MGS-S Customer 6136	5.05%	\$ 8,254.88	\$ 8,413.46	1.92%	\$ 30,437.23	\$ 30,595.81	0.52%	\$ 3,298.85
MGS-S Customer 6137	3.59%	\$ 6,858.55	\$ 6,952.29	1.37%	\$ 24,629.29	\$ 24,723.03	0.38%	\$ 2,701.31
MGS-S Customer 6138	3.73%	\$ 8,222.32	\$ 8,340.35	1.44%	\$ 29,338.25	\$ 29,456.28	0.40%	\$ 3,286.12
MGS-S Customer 6139	4.28%	\$ 4,809.80	\$ 4,899.15	1.86%	\$ 15,545.56	\$ 15,634.91	0.57%	\$ 2,174.56
MGS-S Customer 6140	3.54%	\$ 11,614.10	\$ 11,763.81	1.29%	\$ 44,412.34	\$ 44,562.05	0.34%	\$ 4,382.00
MGS-S Customer 6141	3.52%	\$ 3,849.77	\$ 3,913.86	1.66%	\$ 7,597.28	\$ 7,661.37	0.84%	\$ 1,886.69
MGS-S Customer 6142	4.34%	\$ 4,415.58	\$ 4,500.79	1.93%	\$ 13,523.31	\$ 13,608.52	0.63%	\$ 2,048.99
MGS-S Customer 6143	4.16%	\$ 2,911.66	\$ 2,973.85	2.14%	\$ 7,258.25	\$ 7,320.44	0.86%	\$ 1,558.13
MGS-S Customer 6144	3.52%	\$ 6,476.23	\$ 6,569.39	1.44%	\$ 18,864.47	\$ 18,957.63	0.49%	\$ 2,739.16
MGS-S Customer 6145	3.91%	\$ 4,671.58	\$ 4,752.22	1.73%	\$ 13,044.82	\$ 13,125.46	0.62%	\$ 2,141.54
MGS-S Customer 6146	3.18%	\$ 7,906.38	\$ 8,005.59	1.25%	\$ 21,755.14	\$ 21,854.35	0.46%	\$ 3,224.04
MGS-S Customer 6147	3.71%	\$ 21,034.79	\$ 21,302.12	1.27%	\$ 80,131.96	\$ 80,399.29	0.33%	\$ 7,475.73
MGS-S Customer 6148	3.74%	\$ 8,028.10	\$ 8,145.47	1.46%	\$ 23,348.57	\$ 23,465.94	0.50%	\$ 3,259.73
MGS-S Customer 6149	3.36%	\$ 11,003.94	\$ 11,142.02	1.25%	\$ 32,988.27	\$ 33,126.35	0.42%	\$ 4,244.91
MGS-S Customer 6150	3.77%	\$ 4,786.31	\$ 4,865.22	1.65%	\$ 14,549.00	\$ 14,627.91	0.54%	\$ 2,170.99
MGS-S Customer 6151	3.99%	\$ 4,358.24	\$ 4,436.51	1.80%	\$ 11,824.23	\$ 11,902.50	0.66%	\$ 2,039.21
MGS-S Customer 6152	4.01%	\$ 2,138.43	\$ 2,183.16	2.09%	\$ 5,756.02	\$ 5,800.75	0.78%	\$ 1,160.32
MGS-S Customer 6153	3.69%	\$ 9,689.97	\$ 9,823.75	1.38%	\$ 35,934.05	\$ 36,067.83	0.37%	\$ 3,760.25
MGS-S Customer 6154	2.94%	\$ 7,406.55	\$ 7,493.21	1.17%	\$ 22,982.97	\$ 23,069.63	0.38%	\$ 3,036.49
MGS-S Customer 6155	3.90%	\$ 5,201.16	\$ 5,288.20	1.67%	\$ 14,819.99	\$ 14,907.03	0.59%	\$ 2,317.05
MGS-S Customer 6156	2.99%	\$ 5,723.51	\$ 5,792.66	1.21%	\$ 12,693.59	\$ 12,762.74	0.54%	\$ 2,380.01
MGS-S Customer 6157	3.81%	\$ 8,828.87	\$ 8,958.51	1.47%	\$ 25,589.06	\$ 25,718.70	0.51%	\$ 3,528.81

Internal Use

Customer	Distribution % Difference	Delivery 8/24 Prices	Delivery 1/25 Prices	Delivery % Difference	Bundled 8/24 Prices	Bundled 1/25 Prices	Bundled % Difference	Distribution 1/25 Prices
MGS-S Customer 6158	4.41%	\$ 2,980.35	\$ 3,046.19	2.21%	\$ 10,713.60	\$ 10,779.44	0.61%	\$ 1,558.80
MGS-S Customer 6159	1.98%	\$ 22,467.62	\$ 22,635.34	0.75%	\$ 71,701.55	\$ 71,869.27	0.23%	\$ 8,638.54
MGS-S Customer 6160	4.92%	\$ 6,556.63	\$ 6,688.04	2.00%	\$ 15,158.40	\$ 15,289.81	0.87%	\$ 2,802.09
MGS-S Customer 6161	3.62%	\$ 7,292.48	\$ 7,397.86	1.45%	\$ 20,442.06	\$ 20,547.44	0.52%	\$ 3,018.36
MGS-S Customer 6162	0.94%	\$ 4,858.17	\$ 4,877.50	0.40%	\$ 11,066.91	\$ 11,086.24	0.17%	\$ 2,075.52
MGS-S Customer 6163	3.45%	\$ 15,618.16	\$ 15,812.29	1.24%	\$ 41,066.96	\$ 41,261.09	0.47%	\$ 5,826.19
MGS-S Customer 6164	0.94%	\$ 13,565.85	\$ 13,614.25	0.36%	\$ 24,315.78	\$ 24,364.18	0.20%	\$ 5,188.73
MGS-S Customer 6165	4.39%	\$ 2,083.45	\$ 2,137.59	2.60%	\$ 3,867.79	\$ 3,921.93	1.40%	\$ 1,288.42
MGS-S Customer 6166	3.71%	\$ 3,280.49	\$ 3,335.29	1.67%	\$ 10,303.02	\$ 10,357.82	0.53%	\$ 1,532.91
MGS-S Customer 6167	3.90%	\$ 4,073.68	\$ 4,142.32	1.68%	\$ 8,361.08	\$ 8,429.72	0.82%	\$ 1,829.13
MGS-S Customer 6168	3.68%	\$ 17,606.82	\$ 17,826.26	1.25%	\$ 90,004.28	\$ 90,223.72	0.24%	\$ 6,187.77
MGS-S Customer 6169	3.71%	\$ 6,300.46	\$ 6,395.70	1.51%	\$ 20,882.22	\$ 20,977.46	0.46%	\$ 2,663.49
MGS-S Customer 6170	1.21%	\$ 6,694.18	\$ 6,726.22	0.48%	\$ 18,088.55	\$ 18,120.59	0.18%	\$ 2,675.77
MGS-S Customer 6171	3.43%	\$ 4,909.15	\$ 4,978.10	1.40%	\$ 15,057.02	\$ 15,125.97	0.46%	\$ 2,076.39
MGS-S Customer 6172	4.06%	\$ 19,211.28	\$ 19,480.71	1.40%	\$ 70,881.31	\$ 71,150.74	0.38%	\$ 6,898.87
MGS-S Customer 6173	3.11%	\$ 42,742.39	\$ 43,181.72	1.03%	\$ 164,812.55	\$ 165,251.88	0.27%	\$ 14,565.72
MGS-S Customer 6174	4.98%	\$ 1,633.19	\$ 1,686.81	3.28%	\$ 3,656.34	\$ 3,709.96	1.47%	\$ 1,131.15
MGS-S Customer 6175	4.64%	\$ 2,739.07	\$ 2,804.64	2.39%	\$ 9,834.73	\$ 9,900.30	0.67%	\$ 1,479.92
MGS-S Customer 6176	2.62%	\$ 59,897.24	\$ 60,412.73	0.86%	\$ 261,280.10	\$ 261,795.59	0.20%	\$ 20,161.37
MGS-S Customer 6177	0.62%	\$ 7,797.60	\$ 7,817.39	0.25%	\$ 15,512.68	\$ 15,532.47	0.13%	\$ 3,212.04
MGS-S Customer 6178	3.82%	\$ 5,222.18	\$ 5,303.07	1.55%	\$ 13,757.68	\$ 13,838.57	0.59%	\$ 2,198.49
MGS-S Customer 6179	3.10%	\$ 10,998.12	\$ 11,124.36	1.15%	\$ 38,855.60	\$ 38,981.84	0.32%	\$ 4,198.90
MGS-S Customer 6180	3.54%	\$ 8,999.57	\$ 9,121.29	1.35%	\$ 28,977.43	\$ 29,099.15	0.42%	\$ 3,563.33
MGS-S Customer 6181	4.25%	\$ 6,566.83	\$ 6,683.31	1.77%	\$ 7,364.96	\$ 7,481.44	1.58%	\$ 2,857.27
MGS-S Customer 6182	1.84%	\$ 3,408.14	\$ 3,437.07	0.85%	\$ 6,736.64	\$ 6,765.57	0.43%	\$ 1,597.26
MGS-S Customer 6183	1.42%	\$ 3,236.39	\$ 3,257.86	0.66%	\$ 6,371.79	\$ 6,393.26	0.34%	\$ 1,537.66
MGS-S Customer 6184	3.70%	\$ 5,460.79	\$ 5,546.82	1.58%	\$ 14,830.41	\$ 14,916.44	0.58%	\$ 2,408.23
MGS-S Customer 6185	3.37%	\$ 4,256.77	\$ 4,322.26	1.54%	\$ 10,600.69	\$ 10,666.18	0.62%	\$ 2,009.24
MGS-S Customer 6186	3.75%	\$ 7,800.58	\$ 7,910.66	1.41%	\$ 23,244.91	\$ 23,354.99	0.47%	\$ 3,046.59
MGS-S Customer 6187	4.27%	\$ 4,274.00	\$ 4,350.12	1.78%	\$ 14,336.40	\$ 14,412.52	0.53%	\$ 1,859.28
MGS-S Customer 6188	3.68%	\$ 10,982.90	\$ 11,131.06	1.35%	\$ 41,715.26	\$ 41,863.42	0.36%	\$ 4,178.26
MGS-S Customer 6189	3.72%	\$ 3,590.36	\$ 3,654.34	1.78%	\$ 9,321.83	\$ 9,385.81	0.69%	\$ 1,783.12
MGS-S Customer 6190	5.32%	\$ 1,276.72	\$ 1,325.74	3.84%	\$ 8,577.71	\$ 8,626.73	0.57%	\$ 969.87
MGS-S Customer 6191	4.64%	\$ 5,228.05	\$ 5,331.15	1.97%	\$ 15,543.20	\$ 15,646.30	0.66%	\$ 2,324.99
MGS-S Customer 6192	4.02%	\$ 4,280.12	\$ 4,350.58	1.65%	\$ 19,502.90	\$ 19,573.36	0.36%	\$ 1,823.79
MGS-S Customer 6193	4.55%	\$ 5,759.20	\$ 5,862.31	1.79%	\$ 17,020.11	\$ 17,123.22	0.61%	\$ 2,369.65
MGS-S Customer 6194	2.89%	\$ 3,223.68	\$ 3,266.73	1.34%	\$ 6,923.19	\$ 6,966.24	0.62%	\$ 1,534.09
MGS-S Customer 6195	3.17%	\$ 17,629.09	\$ 17,827.46	1.13%	\$ 53,306.78	\$ 53,505.15	0.37%	\$ 6,449.43
MGS-S Customer 6196	4.65%	\$ 2,101.10	\$ 2,158.11	2.71%	\$ 5,465.02	\$ 5,522.03	1.04%	\$ 1,284.02
MGS-S Customer 6197	3.85%	\$ 6,156.68	\$ 6,254.57	1.59%	\$ 16,713.84	\$ 16,811.73	0.59%	\$ 2,642.78

Customer	Distribution % Difference	Delivery 8/24 Prices	Delivery 1/25 Prices	Delivery % Difference	Bundled 8/24 Prices	Bundled 1/25 Prices	Bundled % Difference	Distribution 1/25 Prices
MGS-S Customer 6198	4.80%	\$ 6,375.83	\$ 6,499.36	1.94%	\$ 20,585.66	\$ 20,709.19	0.60%	\$ 2,698.41
MGS-S Customer 6199	3.38%	\$ 4,219.04	\$ 4,279.36	1.43%	\$ 13,026.48	\$ 13,086.80	0.46%	\$ 1,845.63
MGS-S Customer 6200	1.68%	\$ 1,912.65	\$ 1,930.46	0.93%	\$ 4,863.51	\$ 4,881.32	0.37%	\$ 1,081.08
MGS-S Customer 6201	3.35%	\$ 21,433.22	\$ 21,685.56	1.18%	\$ 54,706.80	\$ 54,959.14	0.46%	\$ 7,791.87
MGS-S Customer 6202	3.12%	\$ 3,834.61	\$ 3,891.52	1.48%	\$ 7,061.30	\$ 7,118.21	0.81%	\$ 1,883.53
MGS-S Customer 6203	2.18%	\$ 6,549.72	\$ 6,609.48	0.91%	\$ 13,245.91	\$ 13,305.67	0.45%	\$ 2,797.22
MGS-S Customer 6204	2.51%	\$ 13,150.26	\$ 13,272.30	0.93%	\$ 36,258.94	\$ 36,380.98	0.34%	\$ 4,974.53
MGS-S Customer 6205	3.99%	\$ 2,684.80	\$ 2,736.35	1.92%	\$ 7,146.91	\$ 7,198.46	0.72%	\$ 1,344.54
MGS-S Customer 6206	4.32%	\$ 4,177.91	\$ 4,260.08	1.97%	\$ 10,450.19	\$ 10,532.36	0.79%	\$ 1,986.22
MGS-S Customer 6207	2.82%	\$ 11,009.81	\$ 11,126.83	1.06%	\$ 28,800.66	\$ 28,917.68	0.41%	\$ 4,271.80
MGS-S Customer 6208	4.07%	\$ 3,451.39	\$ 3,518.76	1.95%	\$ 10,773.41	\$ 10,840.78	0.63%	\$ 1,724.68
MGS-S Customer 6209	3.79%	\$ 7,989.48	\$ 8,109.86	1.51%	\$ 16,147.56	\$ 16,267.94	0.75%	\$ 3,297.51
MGS-S Customer 6210	4.57%	\$ 3,074.96	\$ 3,145.47	2.29%	\$ 7,674.42	\$ 7,744.93	0.92%	\$ 1,614.58
MGS-S Customer 6211	3.44%	\$ 4,475.36	\$ 4,544.62	1.55%	\$ 11,358.60	\$ 11,427.86	0.61%	\$ 2,081.76
MGS-S Customer 6212	4.43%	\$ 1,878.45	\$ 1,924.11	2.43%	\$ 4,805.66	\$ 4,851.32	0.95%	\$ 1,075.62
MGS-S Customer 6213	3.72%	\$ 6,666.97	\$ 6,770.82	1.56%	\$ 7,041.75	\$ 7,145.60	1.47%	\$ 2,892.02
MGS-S Customer 6214	3.55%	\$ 5,139.00	\$ 5,218.57	1.55%	\$ 10,813.22	\$ 10,892.79	0.74%	\$ 2,321.71
MGS-S Customer 6215	3.91%	\$ 4,581.16	\$ 4,661.50	1.75%	\$ 9,483.53	\$ 9,563.87	0.85%	\$ 2,134.70
MGS-S Customer 6216	3.56%	\$ 7,638.31	\$ 7,746.79	1.42%	\$ 17,986.03	\$ 18,094.51	0.60%	\$ 3,158.19
MGS-S Customer 6217	3.44%	\$ 9,336.13	\$ 9,460.94	1.34%	\$ 19,062.25	\$ 19,187.06	0.65%	\$ 3,752.44
MGS-S Customer 6218	2.97%	\$ 50,141.24	\$ 50,633.12	0.98%	\$ 227,583.57	\$ 228,075.45	0.22%	\$ 17,060.04
MGS-S Customer 6219	4.63%	\$ 3,415.46	\$ 3,491.85	2.24%	\$ 8,792.37	\$ 8,868.76	0.87%	\$ 1,727.98
MGS-S Customer 6220	2.82%	\$ 3,991.37	\$ 4,040.75	1.24%	\$ 7,733.96	\$ 7,783.34	0.64%	\$ 1,800.27
MGS-S Customer 6221	4.71%	\$ 9,837.84	\$ 10,010.69	1.76%	\$ 32,580.88	\$ 32,753.73	0.53%	\$ 3,844.65
MGS-S Customer 6222	3.62%	\$ 13,016.40	\$ 13,185.23	1.30%	\$ 51,043.35	\$ 51,212.18	0.33%	\$ 4,833.62
MGS-S Customer 6223	4.22%	\$ 10,736.72	\$ 10,901.84	1.54%	\$ 24,978.54	\$ 25,143.66	0.66%	\$ 4,081.10
MGS-S Customer 6224	4.34%	\$ 2,481.52	\$ 2,534.55	2.14%	\$ 7,013.45	\$ 7,066.48	0.76%	\$ 1,274.19
MGS-S Customer 6225	2.87%	\$ 30,328.03	\$ 30,617.76	0.96%	\$ 134,330.82	\$ 134,620.55	0.22%	\$ 10,373.24
MGS-S Customer 6226	4.16%	\$ 6,143.49	\$ 6,242.90	1.62%	\$ 18,906.06	\$ 19,005.47	0.53%	\$ 2,490.94
MGS-S Customer 6227	3.40%	\$ 8,712.80	\$ 8,826.93	1.31%	\$ 26,931.00	\$ 27,045.13	0.42%	\$ 3,475.02
MGS-S Customer 6228	3.96%	\$ 5,500.12	\$ 5,592.14	1.67%	\$ 16,314.03	\$ 16,406.05	0.56%	\$ 2,412.96
MGS-S Customer 6229	4.15%	\$ 11,367.14	\$ 11,539.07	1.51%	\$ 41,960.09	\$ 42,132.02	0.41%	\$ 4,317.20
MGS-S Customer 6230	3.75%	\$ 4,571.02	\$ 4,647.12	1.66%	\$ 12,716.65	\$ 12,792.75	0.60%	\$ 2,107.42
MGS-S Customer 6231	3.66%	\$ 4,280.98	\$ 4,352.47	1.67%	\$ 9,970.85	\$ 10,042.34	0.72%	\$ 2,023.54
MGS-S Customer 6232	2.59%	\$ 70,630.33	\$ 71,240.18	0.86%	\$ 305,739.25	\$ 306,349.10	0.20%	\$ 24,141.40
MGS-S Customer 6233	5.48%	\$ 1,743.84	\$ 1,801.87	3.33%	\$ 11,414.32	\$ 11,472.35	0.51%	\$ 1,116.47
MGS-S Customer 6234	3.65%	\$ 14,615.62	\$ 14,812.59	1.35%	\$ 24,154.35	\$ 24,351.32	0.82%	\$ 5,592.72
MGS-S Customer 6235	3.05%	\$ 19,095.55	\$ 19,301.91	1.08%	\$ 52,689.07	\$ 52,895.43	0.39%	\$ 6,972.24
MGS-S Customer 6236	3.42%	\$ 11,086.92	\$ 11,228.41	1.28%	\$ 33,203.80	\$ 33,345.29	0.43%	\$ 4,273.39
MGS-S Customer 6237	3.30%	\$ 3,107.51	\$ 3,153.09	1.47%	\$ 16,197.56	\$ 16,243.14	0.28%	\$ 1,428.39

Customer	Distribution % Difference	Delivery 8/24 Prices	Delivery 1/25 Prices	Delivery % Difference	Bundled 8/24 Prices	Bundled 1/25 Prices	Bundled % Difference	Distribution 1/25 Prices
MGS-S Customer 6238	3.92%	\$ 4,998.09	\$ 5,083.53	1.71%	\$ 11,725.93	\$ 11,811.37	0.73%	\$ 2,266.94
MGS-S Customer 6239	3.73%	\$ 8,507.14	\$ 8,630.20	1.45%	\$ 24,367.17	\$ 24,490.23	0.51%	\$ 3,422.60
MGS-S Customer 6240	3.74%	\$ 8,500.31	\$ 8,623.60	1.45%	\$ 24,802.19	\$ 24,925.48	0.50%	\$ 3,417.18
MGS-S Customer 6241	3.34%	\$ 4,971.87	\$ 5,039.78	1.37%	\$ 14,416.68	\$ 14,484.59	0.47%	\$ 2,102.77
MGS-S Customer 6242	4.66%	\$ 2,456.76	\$ 2,512.75	2.28%	\$ 8,283.52	\$ 8,339.51	0.68%	\$ 1,257.17
MGS-S Customer 6243	3.63%	\$ 4,547.14	\$ 4,615.65	1.51%	\$ 14,206.19	\$ 14,274.70	0.48%	\$ 1,954.74
MGS-S Customer 6244	3.48%	\$ 5,554.84	\$ 5,632.27	1.39%	\$ 15,967.57	\$ 16,045.00	0.48%	\$ 2,299.36
MGS-S Customer 6245	3.81%	\$ 7,182.76	\$ 7,292.70	1.53%	\$ 18,752.07	\$ 18,862.01	0.59%	\$ 2,992.62
MGS-S Customer 6246	3.97%	\$ 7,174.96	\$ 7,291.17	1.62%	\$ 11,701.63	\$ 11,817.84	0.99%	\$ 3,040.93
MGS-S Customer 6247	3.94%	\$ 5,810.35	\$ 5,905.42	1.64%	\$ 18,552.12	\$ 18,647.19	0.51%	\$ 2,507.18
MGS-S Customer 6248	3.53%	\$ 4,253.15	\$ 4,316.51	1.49%	\$ 12,758.48	\$ 12,821.84	0.50%	\$ 1,860.21
MGS-S Customer 6249	3.79%	\$ 4,589.77	\$ 4,661.06	1.55%	\$ 16,469.76	\$ 16,541.05	0.43%	\$ 1,954.43
MGS-S Customer 6250	3.83%	\$ 20,715.95	\$ 21,000.40	1.37%	\$ 64,620.62	\$ 64,905.07	0.44%	\$ 7,702.71
MGS-S Customer 6251	3.75%	\$ 25,436.01	\$ 25,759.86	1.27%	\$ 90,200.66	\$ 90,524.51	0.36%	\$ 8,968.04
MGS-S Customer 6252	3.18%	\$ 26,009.24	\$ 26,290.82	1.08%	\$ 92,967.75	\$ 93,249.33	0.30%	\$ 9,141.14
MGS-S Customer 6253	4.29%	\$ 4,441.77	\$ 4,527.25	1.92%	\$ 10,561.27	\$ 10,646.75	0.81%	\$ 2,079.14
MGS-S Customer 6254	3.66%	\$ 5,840.75	\$ 5,929.43	1.52%	\$ 19,361.34	\$ 19,450.02	0.46%	\$ 2,510.77
MGS-S Customer 6255	3.88%	\$ 3,922.80	\$ 3,988.39	1.67%	\$ 10,800.67	\$ 10,866.26	0.61%	\$ 1,758.10
MGS-S Customer 6256	3.47%	\$ 20,423.26	\$ 20,674.18	1.23%	\$ 47,755.13	\$ 48,006.05	0.53%	\$ 7,484.68
MGS-S Customer 6257	3.03%	\$ 10,177.46	\$ 10,295.22	1.16%	\$ 24,766.64	\$ 24,884.40	0.48%	\$ 4,007.12
MGS-S Customer 6258	3.54%	\$ 7,918.90	\$ 8,022.65	1.31%	\$ 30,336.86	\$ 30,440.61	0.34%	\$ 3,036.92
MGS-S Customer 6259	2.93%	\$ 5,743.01	\$ 5,814.75	1.25%	\$ 12,444.69	\$ 12,516.43	0.58%	\$ 2,521.29
MGS-S Customer 6260	4.01%	\$ 12,134.11	\$ 12,310.66	1.45%	\$ 43,545.19	\$ 43,721.74	0.41%	\$ 4,577.29
MGS-S Customer 6261	3.45%	\$ 9,212.97	\$ 9,333.25	1.31%	\$ 33,857.36	\$ 33,977.64	0.36%	\$ 3,603.87
MGS-S Customer 6262	3.27%	\$ 7,887.63	\$ 7,988.75	1.28%	\$ 25,208.17	\$ 25,309.29	0.40%	\$ 3,193.53
MGS-S Customer 6263	3.81%	\$ 9,879.18	\$ 10,020.12	1.43%	\$ 33,677.10	\$ 33,818.04	0.42%	\$ 3,844.41
MGS-S Customer 6264	3.97%	\$ 4,492.79	\$ 4,571.58	1.75%	\$ 15,222.26	\$ 15,301.05	0.52%	\$ 2,062.80
MGS-S Customer 6265	4.56%	\$ 9,349.12	\$ 9,512.27	1.75%	\$ 22,138.20	\$ 22,301.35	0.74%	\$ 3,743.86
MGS-S Customer 6266	4.07%	\$ 8,922.54	\$ 9,058.66	1.53%	\$ 37,098.82	\$ 37,234.94	0.37%	\$ 3,482.18
MGS-S Customer 6267	4.17%	\$ 3,925.73	\$ 4,001.63	1.93%	\$ 10,226.46	\$ 10,302.36	0.74%	\$ 1,897.56
MGS-S Customer 6268	3.50%	\$ 8,808.07	\$ 8,926.45	1.34%	\$ 28,226.72	\$ 28,345.10	0.42%	\$ 3,500.40
MGS-S Customer 6269	3.99%	\$ 7,332.07	\$ 7,448.31	1.59%	\$ 21,135.12	\$ 21,251.36	0.55%	\$ 3,029.84
MGS-S Customer 6270	3.57%	\$ 9,687.04	\$ 9,820.17	1.37%	\$ 21,552.18	\$ 21,685.31	0.62%	\$ 3,860.38
MGS-S Customer 6271	3.22%	\$ 11,151.00	\$ 11,283.65	1.19%	\$ 38,847.94	\$ 38,980.59	0.34%	\$ 4,254.25
MGS-S Customer 6272	3.92%	\$ 6,327.69	\$ 6,423.58	1.52%	\$ 20,673.38	\$ 20,769.27	0.46%	\$ 2,542.61
MGS-S Customer 6273	3.31%	\$ 12,094.39	\$ 12,240.07	1.20%	\$ 44,325.89	\$ 44,471.57	0.33%	\$ 4,550.94
MGS-S Customer 6274	3.68%	\$ 7,704.73	\$ 7,815.33	1.44%	\$ 26,891.88	\$ 27,002.48	0.41%	\$ 3,119.34
MGS-S Customer 6275	3.49%	\$ 11,235.92	\$ 11,374.53	1.23%	\$ 45,350.48	\$ 45,489.09	0.31%	\$ 4,107.60
MGS-S Customer 6276	4.59%	\$ 2,275.46	\$ 2,328.36	2.32%	\$ 6,384.84	\$ 6,437.74	0.83%	\$ 1,205.98
MGS-S Customer 6277	4.34%	\$ 2,995.07	\$ 3,055.46	2.02%	\$ 7,487.92	\$ 7,548.31	0.81%	\$ 1,453.42

Internal Use

Customer	Distribution % Difference	Delivery 8/24 Prices	Delivery 1/25 Prices	Delivery % Difference	Bundled 8/24 Prices	Bundled 1/25 Prices	Bundled % Difference	Distribution 1/25 Prices
MGS-S Customer 6278	3.25%	\$ 4,147.99	\$ 4,205.88	1.40%	\$ 10,688.44	\$ 10,746.33	0.54%	\$ 1,836.53
MGS-S Customer 6279	3.40%	\$ 8,052.16	\$ 8,160.49	1.35%	\$ 19,090.03	\$ 19,198.36	0.57%	\$ 3,296.20
MGS-S Customer 6280	6.32%	\$ 14,072.27	\$ 14,386.29	2.23%	\$ 44,758.92	\$ 45,072.94	0.70%	\$ 5,282.14
MGS-S Customer 6281	3.81%	\$ 4,127.77	\$ 4,194.67	1.62%	\$ 11,798.40	\$ 11,865.30	0.57%	\$ 1,823.59
MGS-S Customer 6282	3.16%	\$ 7,594.79	\$ 7,689.70	1.25%	\$ 24,442.74	\$ 24,537.65	0.39%	\$ 3,094.37
MGS-S Customer 6283	3.28%	\$ 4,632.46	\$ 4,702.59	1.51%	\$ 12,539.51	\$ 12,609.64	0.56%	\$ 2,205.66
MGS-S Customer 6284	4.03%	\$ 3,073.98	\$ 3,136.52	2.03%	\$ 7,438.85	\$ 7,501.39	0.84%	\$ 1,614.13
MGS-S Customer 6285	4.01%	\$ 11,398.81	\$ 11,566.28	1.47%	\$ 39,644.79	\$ 39,812.26	0.42%	\$ 4,343.68
MGS-S Customer 6286	3.33%	\$ 6,407.41	\$ 6,491.26	1.31%	\$ 15,730.98	\$ 15,814.83	0.53%	\$ 2,602.84
MGS-S Customer 6287	3.58%	\$ 9,393.17	\$ 9,520.10	1.35%	\$ 33,452.53	\$ 33,579.46	0.38%	\$ 3,671.64
MGS-S Customer 6288	3.12%	\$ 9,087.20	\$ 9,195.61	1.19%	\$ 30,641.90	\$ 30,750.31	0.35%	\$ 3,579.52
MGS-S Customer 6289	3.96%	\$ 4,797.98	\$ 4,880.83	1.73%	\$ 14,953.51	\$ 15,036.36	0.55%	\$ 2,173.12
MGS-S Customer 6290	2.87%	\$ 11,972.46	\$ 12,099.29	1.06%	\$ 38,115.99	\$ 38,242.82	0.33%	\$ 4,547.53
MGS-S Customer 6291	3.08%	\$ 9,457.37	\$ 9,568.09	1.17%	\$ 31,647.37	\$ 31,758.09	0.35%	\$ 3,703.37
MGS-S Customer 6292	5.13%	\$ 8,975.11	\$ 9,141.12	1.85%	\$ 33,436.68	\$ 33,602.69	0.50%	\$ 3,401.05
MGS-S Customer 6293	3.78%	\$ 5,244.14	\$ 5,330.28	1.64%	\$ 10,254.60	\$ 10,340.74	0.84%	\$ 2,364.15
MGS-S Customer 6294	4.41%	\$ 4,058.43	\$ 4,140.46	2.02%	\$ 10,681.15	\$ 10,763.18	0.77%	\$ 1,942.47
MGS-S Customer 6295	4.29%	\$ 4,391.63	\$ 4,475.38	1.91%	\$ 14,122.10	\$ 14,205.85	0.59%	\$ 2,036.01
MGS-S Customer 6296	3.05%	\$ 9,875.82	\$ 9,991.65	1.17%	\$ 22,645.93	\$ 22,761.76	0.51%	\$ 3,915.35
MGS-S Customer 6297	4.08%	\$ 3,773.07	\$ 3,840.13	1.78%	\$ 10,067.63	\$ 10,134.69	0.67%	\$ 1,710.84
MGS-S Customer 6298	1.90%	\$ 22,524.00	\$ 22,679.87	0.69%	\$ 56,652.27	\$ 56,808.14	0.28%	\$ 8,367.87
MGS-S Customer 6299	3.65%	\$ 11,088.63	\$ 11,236.01	1.33%	\$ 46,711.47	\$ 46,858.85	0.32%	\$ 4,180.15
MGS-S Customer 6300	4.10%	\$ 6,391.69	\$ 6,499.49	1.69%	\$ 15,712.63	\$ 15,820.43	0.69%	\$ 2,734.83
MGS-S Customer 6301	3.70%	\$ 6,023.10	\$ 6,115.71	1.54%	\$ 16,935.28	\$ 17,027.89	0.55%	\$ 2,592.98
MGS-S Customer 6302	4.06%	\$ 7,712.46	\$ 7,833.30	1.57%	\$ 31,113.66	\$ 31,234.50	0.39%	\$ 3,094.59
MGS-S Customer 6303	4.17%	\$ 8,333.03	\$ 8,465.54	1.59%	\$ 32,110.50	\$ 32,243.01	0.41%	\$ 3,308.81
MGS-S Customer 6304	3.18%	\$ 5,233.37	\$ 5,305.54	1.38%	\$ 12,372.45	\$ 12,444.62	0.58%	\$ 2,342.33
MGS-S Customer 6305	4.13%	\$ 5,132.16	\$ 5,223.31	1.78%	\$ 13,898.47	\$ 13,989.62	0.66%	\$ 2,300.14
MGS-S Customer 6306	3.25%	\$ 10,935.89	\$ 11,067.10	1.20%	\$ 40,319.93	\$ 40,451.14	0.33%	\$ 4,167.77
MGS-S Customer 6307	3.89%	\$ 9,319.49	\$ 9,457.46	1.48%	\$ 28,057.93	\$ 28,195.90	0.49%	\$ 3,686.13
MGS-S Customer 6308	4.29%	\$ 7,829.51	\$ 7,955.94	1.61%	\$ 21,503.33	\$ 21,629.76	0.59%	\$ 3,072.69
MGS-S Customer 6309	3.37%	\$ 4,997.05	\$ 5,070.76	1.48%	\$ 12,178.29	\$ 12,252.00	0.61%	\$ 2,260.78
MGS-S Customer 6310	3.79%	\$ 13,768.02	\$ 13,959.73	1.39%	\$ 29,819.78	\$ 30,011.49	0.64%	\$ 5,253.01
MGS-S Customer 6311	4.12%	\$ 6,032.15	\$ 6,135.33	1.71%	\$ 15,936.98	\$ 16,040.16	0.65%	\$ 2,605.55
MGS-S Customer 6312	3.86%	\$ 3,047.41	\$ 3,106.92	1.95%	\$ 7,722.85	\$ 7,782.36	0.77%	\$ 1,602.09
MGS-S Customer 6313	4.18%	\$ 17,737.88	\$ 17,995.66	1.45%	\$ 64,028.38	\$ 64,286.16	0.40%	\$ 6,425.43
MGS-S Customer 6314	3.53%	\$ 19,077.33	\$ 19,316.48	1.25%	\$ 47,117.63	\$ 47,356.78	0.51%	\$ 7,012.34
MGS-S Customer 6315	2.95%	\$ 26,923.32	\$ 27,208.20	1.06%	\$ 62,025.12	\$ 62,310.00	0.46%	\$ 9,954.43
MGS-S Customer 6316	4.29%	\$ 3,542.45	\$ 3,615.30	2.06%	\$ 9,007.57	\$ 9,080.42	0.81%	\$ 1,770.42
MGS-S Customer 6317	4.01%	\$ 13,157.66	\$ 13,349.70	1.46%	\$ 37,313.00	\$ 37,505.04	0.51%	\$ 4,985.26

Internal Use

Customer	Distribution % Difference	Delivery 8/24 Prices	Delivery 1/25 Prices	Delivery % Difference	Bundled 8/24 Prices	Bundled 1/25 Prices	Bundled % Difference	Distribution 1/25 Prices
MGS-S Customer 6318	3.55%	\$ 5,773.77	\$ 5,859.82	1.49%	\$ 16,112.35	\$ 16,198.40	0.53%	\$ 2,509.47
MGS-S Customer 6319	3.79%	\$ 10,696.64	\$ 10,847.84	1.41%	\$ 33,211.50	\$ 33,362.70	0.46%	\$ 4,137.98
MGS-S Customer 6320	4.32%	\$ 6,595.83	\$ 6,712.68	1.77%	\$ 14,126.83	\$ 14,243.68	0.83%	\$ 2,819.94
MGS-S Customer 6321	3.77%	\$ 6,020.78	\$ 6,114.76	1.56%	\$ 17,885.92	\$ 17,979.90	0.53%	\$ 2,585.77
MGS-S Customer 6322	2.80%	\$ 38,392.58	\$ 38,753.61	0.94%	\$ 130,351.98	\$ 130,713.01	0.28%	\$ 13,260.14
MGS-S Customer 6323	3.82%	\$ 8,419.66	\$ 8,542.29	1.46%	\$ 32,166.28	\$ 32,288.91	0.38%	\$ 3,336.75
MGS-S Customer 6324	3.68%	\$ 12,328.44	\$ 12,492.57	1.33%	\$ 46,233.90	\$ 46,398.03	0.35%	\$ 4,624.06
MGS-S Customer 6325	3.40%	\$ 6,294.62	\$ 6,379.04	1.34%	\$ 15,343.62	\$ 15,428.04	0.55%	\$ 2,565.96
MGS-S Customer 6326	5.79%	\$ 7,958.32	\$ 8,141.17	2.30%	\$ 10,230.57	\$ 10,413.42	1.79%	\$ 3,342.09
MGS-S Customer 6327	3.83%	\$ 8,119.32	\$ 8,240.72	1.50%	\$ 23,442.08	\$ 23,563.48	0.52%	\$ 3,292.11
MGS-S Customer 6328	3.57%	\$ 8,686.71	\$ 8,807.02	1.38%	\$ 23,764.94	\$ 23,885.25	0.51%	\$ 3,489.50
MGS-S Customer 6329	5.39%	\$ 3,323.03	\$ 3,409.61	2.61%	\$ 9,605.82	\$ 9,692.40	0.90%	\$ 1,691.95
MGS-S Customer 6330	3.16%	\$ 12,198.14	\$ 12,351.60	1.26%	\$ 22,957.21	\$ 23,110.67	0.67%	\$ 5,011.10
MGS-S Customer 6331	3.30%	\$ 3,957.25	\$ 4,013.87	1.43%	\$ 10,135.49	\$ 10,192.11	0.56%	\$ 1,772.94
MGS-S Customer 6332	3.78%	\$ 5,293.52	\$ 5,372.94	1.50%	\$ 20,125.06	\$ 20,204.48	0.39%	\$ 2,178.44
MGS-S Customer 6333	4.69%	\$ 5,208.43	\$ 5,313.31	2.01%	\$ 12,621.86	\$ 12,726.74	0.83%	\$ 2,339.06
MGS-S Customer 6334	2.39%	\$ 4,445.28	\$ 4,490.71	1.02%	\$ 9,339.99	\$ 9,385.42	0.49%	\$ 1,948.00
MGS-S Customer 6335	2.70%	\$ 7,557.34	\$ 7,634.65	1.02%	\$ 24,485.27	\$ 24,562.58	0.32%	\$ 2,944.88
MGS-S Customer 6336	3.45%	\$ 6,026.27	\$ 6,112.86	1.44%	\$ 16,797.22	\$ 16,883.81	0.52%	\$ 2,593.73
MGS-S Customer 6337	2.79%	\$ 3,446.61	\$ 3,489.78	1.25%	\$ 9,883.43	\$ 9,926.60	0.44%	\$ 1,591.81
MGS-S Customer 6338	3.39%	\$ 7,620.00	\$ 7,722.57	1.35%	\$ 21,075.69	\$ 21,178.26	0.49%	\$ 3,128.67
MGS-S Customer 6339	3.92%	\$ 3,973.43	\$ 4,040.45	1.69%	\$ 10,694.42	\$ 10,761.44	0.63%	\$ 1,777.01
MGS-S Customer 6340	3.65%	\$ 7,854.92	\$ 7,961.64	1.36%	\$ 27,965.33	\$ 28,072.05	0.38%	\$ 3,031.74
MGS-S Customer 6341	2.67%	\$ 9,395.62	\$ 9,490.60	1.01%	\$ 34,551.91	\$ 34,646.89	0.27%	\$ 3,657.66
MGS-S Customer 6342	3.30%	\$ 28,124.55	\$ 28,440.76	1.12%	\$ 92,610.39	\$ 92,926.60	0.34%	\$ 9,896.63
MGS-S Customer 6343	2.25%	\$ 1,914.16	\$ 1,938.23	1.26%	\$ 3,599.21	\$ 3,623.28	0.67%	\$ 1,091.90
MGS-S Customer 6344	3.44%	\$ 4,883.71	\$ 4,953.14	1.42%	\$ 11,769.12	\$ 11,838.55	0.59%	\$ 2,090.70
MGS-S Customer 6345	2.27%	\$ 2,634.25	\$ 2,663.63	1.12%	\$ 7,090.53	\$ 7,119.91	0.41%	\$ 1,322.20
MGS-S Customer 6346	4.58%	\$ 6,382.07	\$ 6,501.58	1.87%	\$ 16,406.54	\$ 16,526.05	0.73%	\$ 2,729.15
MGS-S Customer 6347	3.86%	\$ 4,989.91	\$ 5,068.86	1.58%	\$ 12,861.88	\$ 12,940.83	0.61%	\$ 2,122.53
MGS-S Customer 6348	2.98%	\$ 2,968.91	\$ 3,010.53	1.40%	\$ 7,484.50	\$ 7,526.12	0.56%	\$ 1,440.06
MGS-S Customer 6349	3.28%	\$ 6,538.02	\$ 6,627.49	1.37%	\$ 10,195.83	\$ 10,285.30	0.88%	\$ 2,821.18
MGS-S Customer 6350	1.44%	\$ 3,628.91	\$ 3,652.44	0.65%	\$ 9,012.67	\$ 9,036.20	0.26%	\$ 1,657.81
MGS-S Customer 6351	2.39%	\$ 3,194.54	\$ 3,230.23	1.12%	\$ 6,371.07	\$ 6,406.76	0.56%	\$ 1,526.08
MGS-S Customer 6352	4.38%	\$ 2,734.56	\$ 2,791.88	2.10%	\$ 6,817.66	\$ 6,874.98	0.84%	\$ 1,365.67
MGS-S Customer 6353	4.08%	\$ 5,045.55	\$ 5,127.74	1.63%	\$ 19,689.70	\$ 19,771.89	0.42%	\$ 2,094.76
MGS-S Customer 6354	3.03%	\$ 3,899.94	\$ 3,954.32	1.39%	\$ 15,194.45	\$ 15,248.83	0.36%	\$ 1,848.70
MGS-S Customer 6355	2.98%	\$ 15,159.51	\$ 15,322.78	1.08%	\$ 42,733.62	\$ 42,896.89	0.38%	\$ 5,646.00
MGS-S Customer 6356	4.23%	\$ 6,534.34	\$ 6,646.99	1.72%	\$ 17,269.30	\$ 17,381.95	0.65%	\$ 2,775.20
MGS-S Customer 6357	3.49%	\$ 9,239.32	\$ 9,362.72	1.34%	\$ 27,633.49	\$ 27,756.89	0.45%	\$ 3,657.64

Internal Use

Customer	Distribution % Difference	Delivery 8/24 Prices	Delivery 1/25 Prices	Delivery % Difference	Bundled 8/24 Prices	Bundled 1/25 Prices	Bundled % Difference	Distribution 1/25 Prices
MGS-S Customer 6358	4.10%	\$ 5,774.87	\$ 5,873.07	1.70%	\$ 19,157.43	\$ 19,255.63	0.51%	\$ 2,491.11
MGS-S Customer 6359	4.23%	\$ 6,903.47	\$ 7,020.49	1.70%	\$ 20,656.24	\$ 20,773.26	0.57%	\$ 2,882.37
MGS-S Customer 6360	3.53%	\$ 7,039.66	\$ 7,133.95	1.34%	\$ 24,929.01	\$ 25,023.30	0.38%	\$ 2,763.13
MGS-S Customer 6361	2.83%	\$ 13,939.19	\$ 14,081.59	1.02%	\$ 48,958.72	\$ 49,101.12	0.29%	\$ 5,167.56
MGS-S Customer 6362	3.51%	\$ 6,032.50	\$ 6,120.15	1.45%	\$ 18,226.72	\$ 18,314.37	0.48%	\$ 2,586.09
MGS-S Customer 6363	3.45%	\$ 8,075.19	\$ 8,183.23	1.34%	\$ 28,615.23	\$ 28,723.27	0.38%	\$ 3,237.15
MGS-S Customer 6364	3.72%	\$ 26,383.16	\$ 26,711.91	1.25%	\$ 108,927.23	\$ 109,255.98	0.30%	\$ 9,170.94
MGS-S Customer 6365	3.40%	\$ 7,189.44	\$ 7,287.86	1.37%	\$ 18,762.06	\$ 18,860.48	0.52%	\$ 2,992.34
MGS-S Customer 6366	-0.60%	\$ 12,856.68	\$ 12,827.45	-0.23%	\$ 32,875.67	\$ 32,846.44	-0.09%	\$ 4,861.34
MGS-S Customer 6367	0.63%	\$ 9,962.38	\$ 9,986.94	0.25%	\$ 26,471.19	\$ 26,495.75	0.09%	\$ 3,898.63
MGS-S Customer 6368	4.33%	\$ 3,847.54	\$ 3,925.28	2.02%	\$ 9,908.08	\$ 9,985.82	0.78%	\$ 1,872.66
MGS-S Customer 6369	3.23%	\$ 7,531.30	\$ 7,628.74	1.29%	\$ 18,877.23	\$ 18,974.67	0.52%	\$ 3,111.76
MGS-S Customer 6370	2.64%	\$ 5,780.55	\$ 5,847.03	1.15%	\$ 9,304.44	\$ 9,370.92	0.71%	\$ 2,585.85
MGS-S Customer 6371	3.45%	\$ 10,203.32	\$ 10,335.70	1.30%	\$ 31,538.63	\$ 31,671.01	0.42%	\$ 3,971.77
MGS-S Customer 6372	3.70%	\$ 4,447.62	\$ 4,515.99	1.54%	\$ 14,510.48	\$ 14,578.85	0.47%	\$ 1,917.50
MGS-S Customer 6373	3.73%	\$ 4,433.40	\$ 4,501.92	1.55%	\$ 15,350.15	\$ 15,418.67	0.45%	\$ 1,906.61
MGS-S Customer 6374	2.01%	\$ 3,913.26	\$ 3,948.26	0.89%	\$ 6,876.00	\$ 6,911.00	0.51%	\$ 1,775.60
MGS-S Customer 6375	3.45%	\$ 8,727.25	\$ 8,843.83	1.34%	\$ 25,236.06	\$ 25,352.64	0.46%	\$ 3,492.59
MGS-S Customer 6376	5.95%	\$ 3,273.71	\$ 3,360.74	2.66%	\$ 8,570.97	\$ 8,658.00	1.02%	\$ 1,549.88
MGS-S Customer 6377	3.77%	\$ 3,402.16	\$ 3,459.93	1.70%	\$ 8,479.47	\$ 8,537.24	0.68%	\$ 1,589.28
MGS-S Customer 6378	3.84%	\$ 8,196.86	\$ 8,316.38	1.46%	\$ 17,095.71	\$ 17,215.23	0.70%	\$ 3,231.63
MGS-S Customer 6379	4.18%	\$ 8,875.11	\$ 9,019.46	1.63%	\$ 19,042.29	\$ 19,186.64	0.76%	\$ 3,594.48
MGS-S Customer 6380	3.63%	\$ 5,538.03	\$ 5,617.61	1.44%	\$ 19,339.25	\$ 19,418.83	0.41%	\$ 2,270.16
MGS-S Customer 6381	3.89%	\$ 4,408.09	\$ 4,480.51	1.64%	\$ 10,393.91	\$ 10,466.33	0.70%	\$ 1,933.47
MGS-S Customer 6382	3.81%	\$ 6,210.49	\$ 6,303.29	1.49%	\$ 16,867.41	\$ 16,960.21	0.55%	\$ 2,527.44
MGS-S Customer 6383	2.99%	\$ 5,307.52	\$ 5,370.76	1.19%	\$ 19,921.16	\$ 19,984.40	0.32%	\$ 2,181.22
MGS-S Customer 6384	4.32%	\$ 5,871.05	\$ 5,971.81	1.72%	\$ 13,586.13	\$ 13,686.89	0.74%	\$ 2,432.73
MGS-S Customer 6385	3.63%	\$ 17,860.65	\$ 18,088.95	1.28%	\$ 56,129.04	\$ 56,357.34	0.41%	\$ 6,517.78
MGS-S Customer 6386	4.51%	\$ 2,345.67	\$ 2,404.80	2.52%	\$ 5,660.34	\$ 5,719.47	1.04%	\$ 1,369.29
MGS-S Customer 6387	5.16%	\$ 693.76	\$ 726.23	4.68%	\$ 3,837.04	\$ 3,869.51	0.85%	\$ 662.11
MGS-S Customer 6388	3.11%	\$ 6,581.50	\$ 6,660.16	1.20%	\$ 23,165.04	\$ 23,243.70	0.34%	\$ 2,610.66
MGS-S Customer 6389	4.69%	\$ 1,802.81	\$ 1,849.95	2.61%	\$ 4,509.60	\$ 4,556.74	1.05%	\$ 1,051.38
MGS-S Customer 6390	5.86%	\$ 10,687.37	\$ 10,924.52	2.22%	\$ 14,672.32	\$ 14,909.47	1.62%	\$ 4,284.39
MGS-S Customer 6391	3.98%	\$ 4,075.98	\$ 4,145.86	1.71%	\$ 8,841.57	\$ 8,911.45	0.79%	\$ 1,826.83
MGS-S Customer 6392	4.46%	\$ 4,809.62	\$ 4,904.10	1.96%	\$ 10,498.69	\$ 10,593.17	0.90%	\$ 2,211.19
MGS-S Customer 6393	3.53%	\$ 9,148.98	\$ 9,271.77	1.34%	\$ 31,608.65	\$ 31,731.44	0.39%	\$ 3,597.67
MGS-S Customer 6394	3.57%	\$ 13,079.50	\$ 13,245.76	1.27%	\$ 55,283.93	\$ 55,450.19	0.30%	\$ 4,825.41
MGS-S Customer 6395	4.55%	\$ 4,803.94	\$ 4,893.26	1.86%	\$ 13,541.57	\$ 13,630.89	0.66%	\$ 2,054.52
MGS-S Customer 6396	3.23%	\$ 4,534.38	\$ 4,599.97	1.45%	\$ 12,191.99	\$ 12,257.58	0.54%	\$ 2,095.87
MGS-S Customer 6397	3.08%	\$ 5,722.53	\$ 5,792.75	1.23%	\$ 16,501.36	\$ 16,571.58	0.43%	\$ 2,353.08

Customer	Distribution % Difference	Delivery 8/24 Prices	Delivery 1/25 Prices	Delivery % Difference	Bundled 8/24 Prices	Bundled 1/25 Prices	Bundled % Difference	Distribution 1/25 Prices
MGS-S Customer 6398	2.29%	\$ 10,036.43	\$ 10,132.19	0.95%	\$ 22,737.98	\$ 22,833.74	0.42%	\$ 4,277.29
MGS-S Customer 6399	4.26%	\$ 5,704.76	\$ 5,805.00	1.76%	\$ 21,075.51	\$ 21,175.75	0.48%	\$ 2,453.35
MGS-S Customer 6400	4.96%	\$ 12,612.27	\$ 12,837.11	1.78%	\$ 43,696.56	\$ 43,921.40	0.51%	\$ 4,758.56
MGS-S Customer 6401	5.46%	\$ 3,516.45	\$ 3,608.37	2.61%	\$ 7,722.84	\$ 7,814.76	1.19%	\$ 1,774.55
MGS-S Customer 6402	4.35%	\$ 20,461.20	\$ 20,775.11	1.53%	\$ 44,191.48	\$ 44,505.39	0.71%	\$ 7,537.14
MGS-S Customer 6403	4.08%	\$ 4,426.85	\$ 4,507.58	1.82%	\$ 12,283.62	\$ 12,364.35	0.66%	\$ 2,060.70
MGS-S Customer 6404	3.93%	\$ 40,728.94	\$ 41,245.10	1.27%	\$ 196,036.12	\$ 196,552.28	0.26%	\$ 13,653.44
MGS-S Customer 6405	4.19%	\$ 6,517.45	\$ 6,627.06	1.68%	\$ 23,164.64	\$ 23,274.25	0.47%	\$ 2,727.05
MGS-S Customer 6406	3.67%	\$ 8,121.19	\$ 8,235.99	1.41%	\$ 30,137.51	\$ 30,252.31	0.38%	\$ 3,244.14
MGS-S Customer 6407	3.78%	\$ 5,124.56	\$ 5,207.71	1.62%	\$ 15,396.86	\$ 15,480.01	0.54%	\$ 2,285.13
MGS-S Customer 6408	3.96%	\$ 4,685.51	\$ 4,767.29	1.75%	\$ 12,866.79	\$ 12,948.57	0.64%	\$ 2,147.96
MGS-S Customer 6409	3.55%	\$ 7,241.06	\$ 7,342.95	1.41%	\$ 24,723.40	\$ 24,825.29	0.41%	\$ 2,969.31
MGS-S Customer 6410	3.59%	\$ 3,737.40	\$ 3,800.92	1.70%	\$ 9,416.30	\$ 9,479.82	0.67%	\$ 1,834.16
MGS-S Customer 6411	3.93%	\$ 3,907.66	\$ 3,979.12	1.83%	\$ 10,374.98	\$ 10,446.44	0.69%	\$ 1,889.16
MGS-S Customer 6412	3.87%	\$ 4,935.75	\$ 5,018.17	1.67%	\$ 16,043.32	\$ 16,125.74	0.51%	\$ 2,213.89
MGS-S Customer 6413	3.27%	\$ 10,718.18	\$ 10,847.88	1.21%	\$ 40,262.19	\$ 40,391.89	0.32%	\$ 4,091.13
MGS-S Customer 6414	2.78%	\$ 7,589.60	\$ 7,670.60	1.07%	\$ 19,674.13	\$ 19,755.13	0.41%	\$ 2,990.96
MGS-S Customer 6415	3.64%	\$ 2,649.03	\$ 2,700.27	1.93%	\$ 7,950.86	\$ 8,002.10	0.64%	\$ 1,458.29
MGS-S Customer 6416	2.97%	\$ 14,059.46	\$ 14,210.53	1.07%	\$ 46,133.27	\$ 46,284.34	0.33%	\$ 5,231.76
MGS-S Customer 6417	4.06%	\$ 13,513.66	\$ 13,706.19	1.42%	\$ 43,313.74	\$ 43,506.27	0.44%	\$ 4,936.44
MGS-S Customer 6418	3.91%	\$ 3,952.54	\$ 4,019.17	1.69%	\$ 10,698.55	\$ 10,765.18	0.62%	\$ 1,769.53
MGS-S Customer 6419	4.78%	\$ 4,624.65	\$ 4,716.08	1.98%	\$ 11,621.70	\$ 11,713.13	0.79%	\$ 2,005.35
MGS-S Customer 6420	4.02%	\$ 5,615.33	\$ 5,710.37	1.69%	\$ 15,720.69	\$ 15,815.73	0.60%	\$ 2,458.41
MGS-S Customer 6421	3.72%	\$ 4,836.32	\$ 4,914.80	1.62%	\$ 14,981.56	\$ 15,060.04	0.52%	\$ 2,185.46
MGS-S Customer 6422	2.57%	\$ 3,609.20	\$ 3,653.92	1.24%	\$ 9,258.05	\$ 9,302.77	0.48%	\$ 1,785.93
MGS-S Customer 6423	2.78%	\$ 31,157.97	\$ 31,447.20	0.93%	\$ 128,016.99	\$ 128,306.22	0.23%	\$ 10,710.01
MGS-S Customer 6424	4.88%	\$ 1,899.00	\$ 1,955.15	2.96%	\$ 6,287.75	\$ 6,343.90	0.89%	\$ 1,206.83
MGS-S Customer 6425	3.88%	\$ 3,881.01	\$ 3,945.18	1.65%	\$ 14,303.46	\$ 14,367.63	0.45%	\$ 1,718.39
MGS-S Customer 6426	4.95%	\$ 5,159.51	\$ 5,262.94	2.00%	\$ 11,866.56	\$ 11,969.99	0.87%	\$ 2,194.73
MGS-S Customer 6427	4.11%	\$ 6,143.31	\$ 6,247.83	1.70%	\$ 15,336.39	\$ 15,440.91	0.68%	\$ 2,649.24
MGS-S Customer 6428	4.36%	\$ 6,202.06	\$ 6,311.55	1.77%	\$ 22,628.60	\$ 22,738.09	0.48%	\$ 2,619.68
MGS-S Customer 6429	4.03%	\$ 10,457.95	\$ 10,614.98	1.50%	\$ 33,063.87	\$ 33,220.90	0.47%	\$ 4,056.22
MGS-S Customer 6430	2.73%	\$ 4,356.49	\$ 4,410.84	1.25%	\$ 10,304.94	\$ 10,359.29	0.53%	\$ 2,043.99
MGS-S Customer 6431	3.86%	\$ 7,621.61	\$ 7,739.31	1.54%	\$ 16,785.56	\$ 16,903.26	0.70%	\$ 3,162.81
MGS-S Customer 6432	4.15%	\$ 4,926.38	\$ 5,009.66	1.69%	\$ 14,671.47	\$ 14,754.75	0.57%	\$ 2,088.36
MGS-S Customer 6433	3.86%	\$ 6,633.42	\$ 6,737.33	1.57%	\$ 18,754.51	\$ 18,858.42	0.55%	\$ 2,797.71
MGS-S Customer 6434	4.56%	\$ 4,087.55	\$ 4,170.83	2.04%	\$ 16,667.98	\$ 16,751.26	0.50%	\$ 1,910.83
MGS-S Customer 6435	4.05%	\$ 6,684.70	\$ 6,794.74	1.65%	\$ 17,088.18	\$ 17,198.22	0.64%	\$ 2,828.88
MGS-S Customer 6436	3.65%	\$ 5,932.03	\$ 6,022.51	1.53%	\$ 16,049.85	\$ 16,140.33	0.56%	\$ 2,566.66
MGS-S Customer 6437	1.83%	\$ 23,059.58	\$ 23,220.33	0.70%	\$ 39,623.24	\$ 39,783.99	0.41%	\$ 8,943.64

Internal Use

Customer	Distribution % Difference	Delivery 8/24 Prices	Delivery 1/25 Prices	Delivery % Difference	Bundled 8/24 Prices	Bundled 1/25 Prices	Bundled % Difference	Distribution 1/25 Prices
MGS-S Customer 6438	5.92%	\$ 9,335.30	\$ 9,547.14	2.27%	\$ 16,008.30	\$ 16,220.14	1.32%	\$ 3,792.98
MGS-S Customer 6439	2.97%	\$ 22,366.44	\$ 22,602.73	1.06%	\$ 58,857.95	\$ 59,094.24	0.40%	\$ 8,204.62
MGS-S Customer 6440	3.40%	\$ 14,776.16	\$ 14,950.91	1.18%	\$ 51,267.40	\$ 51,442.15	0.34%	\$ 5,321.29
MGS-S Customer 6441	3.46%	\$ 5,139.20	\$ 5,211.95	1.42%	\$ 12,302.50	\$ 12,375.25	0.59%	\$ 2,177.69
MGS-S Customer 6442	3.28%	\$ 5,374.37	\$ 5,451.59	1.44%	\$ 7,056.79	\$ 7,134.01	1.09%	\$ 2,430.58
MGS-S Customer 6443	3.90%	\$ 5,906.44	\$ 6,003.61	1.65%	\$ 11,681.90	\$ 11,779.07	0.83%	\$ 2,589.90
MGS-S Customer 6444	4.42%	\$ 4,759.22	\$ 4,852.07	1.95%	\$ 10,335.29	\$ 10,428.14	0.90%	\$ 2,194.22
MGS-S Customer 6445	3.38%	\$ 6,417.86	\$ 6,506.51	1.38%	\$ 19,252.75	\$ 19,341.40	0.46%	\$ 2,714.86
MGS-S Customer 6446	3.54%	\$ 6,760.04	\$ 6,856.85	1.43%	\$ 19,955.21	\$ 20,052.02	0.49%	\$ 2,832.29
MGS-S Customer 6447	4.34%	\$ 3,260.17	\$ 3,331.26	2.18%	\$ 3,708.08	\$ 3,779.17	1.92%	\$ 1,707.90
MGS-S Customer 6448	3.27%	\$ 4,999.82	\$ 5,070.89	1.42%	\$ 14,361.10	\$ 14,432.17	0.49%	\$ 2,245.80
MGS-S Customer 6449	4.23%	\$ 3,290.82	\$ 3,358.91	2.07%	\$ 9,269.55	\$ 9,337.64	0.73%	\$ 1,678.86
MGS-S Customer 6450	3.34%	\$ 17,796.27	\$ 18,003.52	1.16%	\$ 66,381.18	\$ 66,588.43	0.31%	\$ 6,418.21
MGS-S Customer 6451	3.82%	\$ 3,995.08	\$ 4,061.62	1.67%	\$ 7,075.74	\$ 7,142.28	0.94%	\$ 1,810.02
MGS-S Customer 6452	3.41%	\$ 23,753.94	\$ 24,029.94	1.16%	\$ 89,341.28	\$ 89,617.28	0.31%	\$ 8,370.83
MGS-S Customer 6453	3.15%	\$ 14,902.56	\$ 15,070.79	1.13%	\$ 49,510.74	\$ 49,678.97	0.34%	\$ 5,508.83
MGS-S Customer 6454	3.81%	\$ 7,180.48	\$ 7,283.63	1.44%	\$ 25,601.95	\$ 25,705.10	0.40%	\$ 2,809.97
MGS-S Customer 6455	4.56%	\$ 9,778.44	\$ 9,946.10	1.71%	\$ 29,523.20	\$ 29,690.86	0.57%	\$ 3,844.10
MGS-S Customer 6456	5.34%	\$ 9,433.11	\$ 9,621.83	2.00%	\$ 30,041.70	\$ 30,230.42	0.63%	\$ 3,723.46
MGS-S Customer 6457	5.48%	\$ 1,547.53	\$ 1,605.44	3.74%	\$ 1,858.33	\$ 1,916.24	3.12%	\$ 1,114.59
MGS-S Customer 6458	3.76%	\$ 6,204.85	\$ 6,300.37	1.54%	\$ 20,419.71	\$ 20,515.23	0.47%	\$ 2,633.12
MGS-S Customer 6459	4.08%	\$ 4,503.10	\$ 4,584.67	1.81%	\$ 13,293.40	\$ 13,374.97	0.61%	\$ 2,080.64
MGS-S Customer 6460	3.96%	\$ 12,355.04	\$ 12,532.54	1.44%	\$ 43,091.62	\$ 43,269.12	0.41%	\$ 4,658.54
MGS-S Customer 6461	3.39%	\$ 9,160.67	\$ 9,277.78	1.28%	\$ 36,281.27	\$ 36,398.38	0.32%	\$ 3,567.62
MGS-S Customer 6462	3.39%	\$ 3,465.69	\$ 3,523.10	1.66%	\$ 7,584.67	\$ 7,642.08	0.76%	\$ 1,749.97
MGS-S Customer 6463	3.59%	\$ 5,204.24	\$ 5,284.68	1.55%	\$ 13,972.83	\$ 14,053.27	0.58%	\$ 2,322.64
MGS-S Customer 6464	3.27%	\$ 7,530.37	\$ 7,627.09	1.28%	\$ 27,248.62	\$ 27,345.34	0.35%	\$ 3,052.31
MGS-S Customer 6465	2.96%	\$ 6,477.08	\$ 6,552.59	1.17%	\$ 15,460.49	\$ 15,536.00	0.49%	\$ 2,627.44
MGS-S Customer 6466	3.68%	\$ 16,333.38	\$ 16,541.17	1.27%	\$ 74,306.19	\$ 74,513.98	0.28%	\$ 5,847.08
MGS-S Customer 6467	3.86%	\$ 6,487.25	\$ 6,589.71	1.58%	\$ 16,880.67	\$ 16,983.13	0.61%	\$ 2,759.09
MGS-S Customer 6468	3.84%	\$ 3,872.46	\$ 3,936.53	1.65%	\$ 11,572.35	\$ 11,636.42	0.55%	\$ 1,734.60
MGS-S Customer 6469	4.05%	\$ 3,934.66	\$ 4,008.71	1.88%	\$ 9,794.10	\$ 9,868.15	0.76%	\$ 1,903.34
MGS-S Customer 6470	4.18%	\$ 3,105.36	\$ 3,170.37	2.09%	\$ 8,026.81	\$ 8,091.82	0.81%	\$ 1,621.59
MGS-S Customer 6471	3.36%	\$ 10,795.51	\$ 10,929.39	1.24%	\$ 40,887.99	\$ 41,021.87	0.33%	\$ 4,114.90
MGS-S Customer 6472	3.91%	\$ 6,483.49	\$ 6,584.22	1.55%	\$ 28,097.61	\$ 28,198.34	0.36%	\$ 2,678.37
MGS-S Customer 6473	3.09%	\$ 11,539.21	\$ 11,672.13	1.15%	\$ 33,642.37	\$ 33,775.29	0.40%	\$ 4,427.75
MGS-S Customer 6474	5.56%	\$ 1,849.96	\$ 1,913.66	3.44%	\$ 3,773.36	\$ 3,837.06	1.69%	\$ 1,208.94
MGS-S Customer 6475	0.64%	\$ 75,913.17	\$ 76,107.23	0.26%	\$ 163,283.74	\$ 163,477.80	0.12%	\$ 30,418.42
MGS-S Customer 6476	3.56%	\$ 45,818.45	\$ 46,345.66	1.15%	\$ 212,497.15	\$ 213,024.36	0.25%	\$ 15,333.14
MGS-S Customer 6477	4.31%	\$ 2,678.67	\$ 2,739.82	2.28%	\$ 6,825.53	\$ 6,886.68	0.90%	\$ 1,478.86

Customer	Distribution % Difference	Delivery 8/24 Prices	Delivery 1/25 Prices	Delivery % Difference	Bundled 8/24 Prices	Bundled 1/25 Prices	Bundled % Difference	Distribution 1/25 Prices
MGS-S Customer 6478	3.62%	\$ 11,140.16	\$ 11,292.76	1.37%	\$ 22,694.50	\$ 22,847.10	0.67%	\$ 4,368.64
MGS-S Customer 6479	3.73%	\$ 5,212.15	\$ 5,294.99	1.59%	\$ 16,983.82	\$ 17,066.66	0.49%	\$ 2,304.75
MGS-S Customer 6480	4.04%	\$ 8,554.65	\$ 8,688.72	1.57%	\$ 22,572.52	\$ 22,706.59	0.59%	\$ 3,454.42
MGS-S Customer 6481	2.13%	\$ 16,229.80	\$ 16,363.60	0.82%	\$ 40,572.53	\$ 40,706.33	0.33%	\$ 6,404.19
MGS-S Customer 6482	3.44%	\$ 9,871.14	\$ 9,997.79	1.28%	\$ 37,262.43	\$ 37,389.08	0.34%	\$ 3,813.15
MGS-S Customer 6483	2.97%	\$ 33,711.40	\$ 34,045.13	0.99%	\$ 135,835.69	\$ 136,169.42	0.25%	\$ 11,564.48
MGS-S Customer 6484	4.18%	\$ 4,165.08	\$ 4,244.43	1.91%	\$ 11,132.76	\$ 11,212.11	0.71%	\$ 1,976.27
MGS-S Customer 6485	4.99%	\$ 3,561.44	\$ 3,645.76	2.37%	\$ 9,676.83	\$ 9,761.15	0.87%	\$ 1,774.94
MGS-S Customer 6486	5.00%	\$ 3,434.66	\$ 3,511.54	2.24%	\$ 7,046.19	\$ 7,123.07	1.09%	\$ 1,615.07
MGS-S Customer 6487	4.71%	\$ 4,053.46	\$ 4,134.92	2.01%	\$ 10,109.43	\$ 10,190.89	0.81%	\$ 1,812.53
MGS-S Customer 6488	4.05%	\$ 8,166.98	\$ 8,294.92	1.57%	\$ 26,777.45	\$ 26,905.39	0.48%	\$ 3,286.86
MGS-S Customer 6489	4.36%	\$ 4,858.23	\$ 4,946.36	1.81%	\$ 8,344.99	\$ 8,433.12	1.06%	\$ 2,109.99
MGS-S Customer 6490	4.36%	\$ 5,360.76	\$ 5,461.36	1.88%	\$ 10,290.09	\$ 10,390.69	0.98%	\$ 2,408.20
MGS-S Customer 6491	3.93%	\$ 6,089.99	\$ 6,185.14	1.56%	\$ 12,735.56	\$ 12,830.71	0.75%	\$ 2,514.61
MGS-S Customer 6492	4.53%	\$ 41,458.32	\$ 42,091.75	1.53%	\$ 101,556.44	\$ 102,189.87	0.62%	\$ 14,601.98
MGS-S Customer 6493	3.79%	\$ 6,536.92	\$ 6,638.42	1.55%	\$ 16,864.64	\$ 16,966.14	0.60%	\$ 2,776.49
MGS-S Customer 6494	4.68%	\$ 5,607.70	\$ 5,719.73	2.00%	\$ 8,902.26	\$ 9,014.29	1.26%	\$ 2,507.52
MGS-S Customer 6495	4.50%	\$ 3,521.67	\$ 3,591.95	2.00%	\$ 8,924.06	\$ 8,994.34	0.79%	\$ 1,631.03
MGS-S Customer 6496	2.91%	\$ 39,003.71	\$ 39,377.94	0.96%	\$ 165,790.67	\$ 166,164.90	0.23%	\$ 13,227.12
MGS-S Customer 6497	3.39%	\$ 6,467.29	\$ 6,552.87	1.32%	\$ 17,986.32	\$ 18,071.90	0.48%	\$ 2,608.43
MGS-S Customer 6498	2.92%	\$ 6,881.18	\$ 6,958.43	1.12%	\$ 22,425.61	\$ 22,502.86	0.34%	\$ 2,721.14
MGS-S Customer 6499	4.51%	\$ 24,769.42	\$ 25,153.25	1.55%	\$ 69,853.29	\$ 70,237.12	0.55%	\$ 8,889.83
MGS-S Customer 6500	4.17%	\$ 15,464.33	\$ 15,694.99	1.49%	\$ 43,088.71	\$ 43,319.37	0.54%	\$ 5,765.86
MGS-S Customer 6501	3.33%	\$ 7,876.97	\$ 7,979.57	1.30%	\$ 25,725.30	\$ 25,827.90	0.40%	\$ 3,186.46
MGS-S Customer 6502	3.47%	\$ 4,263.70	\$ 4,330.80	1.57%	\$ 12,367.28	\$ 12,434.38	0.54%	\$ 1,999.60
MGS-S Customer 6503	5.29%	\$ 2,584.18	\$ 2,658.23	2.87%	\$ 3,352.03	\$ 3,426.08	2.21%	\$ 1,472.90
MGS-S Customer 6504	4.65%	\$ 5,192.57	\$ 5,296.11	1.99%	\$ 12,829.95	\$ 12,933.49	0.81%	\$ 2,331.70
MGS-S Customer 6505	4.04%	\$ 10,403.46	\$ 10,560.70	1.51%	\$ 31,121.75	\$ 31,278.99	0.51%	\$ 4,050.75
MGS-S Customer 6506	3.11%	\$ 6,182.28	\$ 6,261.65	1.28%	\$ 19,444.86	\$ 19,524.23	0.41%	\$ 2,628.45
MGS-S Customer 6507	2.64%	\$ 23,538.11	\$ 23,769.49	0.98%	\$ 49,864.46	\$ 50,095.84	0.46%	\$ 8,993.71
MGS-S Customer 6508	2.81%	\$ 49,916.08	\$ 50,415.40	1.00%	\$ 116,943.15	\$ 117,442.47	0.43%	\$ 18,279.88
MGS-S Customer 6509	4.19%	\$ 19,596.20	\$ 19,881.94	1.46%	\$ 60,607.72	\$ 60,893.46	0.47%	\$ 7,110.48
MGS-S Customer 6510	4.21%	\$ 16,249.97	\$ 16,490.32	1.48%	\$ 57,439.74	\$ 57,680.09	0.42%	\$ 5,943.73
MGS-S Customer 6511	3.68%	\$ 6,999.05	\$ 7,102.15	1.47%	\$ 21,880.75	\$ 21,983.85	0.47%	\$ 2,904.33
MGS-S Customer 6512	4.61%	\$ 2,268.42	\$ 2,327.39	2.60%	\$ 6,375.63	\$ 6,434.60	0.92%	\$ 1,337.00
MGS-S Customer 6513	4.07%	\$ 7,461.13	\$ 7,577.41	1.56%	\$ 35,250.17	\$ 35,366.45	0.33%	\$ 2,975.89
MGS-S Customer 6514	4.10%	\$ 6,129.39	\$ 6,234.69	1.72%	\$ 11,053.01	\$ 11,158.31	0.95%	\$ 2,674.68
MGS-S Customer 6515	3.96%	\$ 28,177.64	\$ 28,551.16	1.33%	\$ 109,384.83	\$ 109,758.35	0.34%	\$ 9,809.91
MGS-S Customer 6516	4.54%	\$ 14,637.37	\$ 14,873.76	1.61%	\$ 47,773.83	\$ 48,010.22	0.49%	\$ 5,442.77
MGS-S Customer 6517	3.74%	\$ 7,209.88	\$ 7,318.35	1.50%	\$ 17,832.52	\$ 17,940.99	0.61%	\$ 3,008.32

Internal Use

Customer	Distribution % Difference	Delivery 8/24 Prices	Delivery 1/25 Prices	Delivery % Difference	Bundled 8/24 Prices	Bundled 1/25 Prices	Bundled % Difference	Distribution 1/25 Prices
MGS-S Customer 6518	3.23%	\$ 8,485.59	\$ 8,591.73	1.25%	\$ 26,452.41	\$ 26,558.55	0.40%	\$ 3,396.56
MGS-S Customer 6519	3.58%	\$ 14,874.17	\$ 15,066.55	1.29%	\$ 40,629.20	\$ 40,821.58	0.47%	\$ 5,566.75
MGS-S Customer 6520	3.54%	\$ 9,596.32	\$ 9,725.43	1.35%	\$ 29,427.92	\$ 29,557.03	0.44%	\$ 3,772.05
MGS-S Customer 6521	3.33%	\$ 21,097.44	\$ 21,338.80	1.14%	\$ 81,999.97	\$ 82,241.33	0.29%	\$ 7,478.87
MGS-S Customer 6522	3.63%	\$ 3,465.98	\$ 3,527.18	1.77%	\$ 8,306.19	\$ 8,367.39	0.74%	\$ 1,745.83
MGS-S Customer 6523	4.72%	\$ 3,977.21	\$ 4,063.37	2.17%	\$ 11,193.30	\$ 11,279.46	0.77%	\$ 1,911.16
MGS-S Customer 6524	4.17%	\$ 5,171.58	\$ 5,264.64	1.80%	\$ 12,063.96	\$ 12,157.02	0.77%	\$ 2,327.38
MGS-S Customer 6525	3.57%	\$ 11,693.17	\$ 11,839.54	1.25%	\$ 48,415.00	\$ 48,561.37	0.30%	\$ 4,248.84
MGS-S Customer 6526	3.75%	\$ 5,688.97	\$ 5,777.36	1.55%	\$ 21,014.01	\$ 21,102.40	0.42%	\$ 2,445.59
MGS-S Customer 6527	2.32%	\$ 2,522.71	\$ 2,552.17	1.17%	\$ 4,762.28	\$ 4,791.74	0.62%	\$ 1,299.32
MGS-S Customer 6528	3.51%	\$ 28,109.71	\$ 28,449.21	1.21%	\$ 78,221.18	\$ 78,560.68	0.43%	\$ 10,010.86
MGS-S Customer 6529	2.80%	\$ 2,404.08	\$ 2,438.52	1.43%	\$ 4,177.45	\$ 4,211.89	0.82%	\$ 1,262.75
MGS-S Customer 6530	4.15%	\$ 4,269.09	\$ 4,344.03	1.76%	\$ 10,837.08	\$ 10,912.02	0.69%	\$ 1,881.93
MGS-S Customer 6531	4.19%	\$ 12,364.32	\$ 12,557.10	1.56%	\$ 25,189.27	\$ 25,382.05	0.77%	\$ 4,791.30
MGS-S Customer 6532	3.22%	\$ 9,595.91	\$ 9,714.53	1.24%	\$ 25,341.44	\$ 25,460.06	0.47%	\$ 3,798.36
MGS-S Customer 6533	4.73%	\$ 2,927.25	\$ 2,997.39	2.40%	\$ 9,056.01	\$ 9,126.15	0.77%	\$ 1,552.72
MGS-S Customer 6534	4.69%	\$ 5,735.46	\$ 5,849.91	2.00%	\$ 8,979.18	\$ 9,093.63	1.27%	\$ 2,552.53
MGS-S Customer 6535	2.98%	\$ 26,380.61	\$ 26,650.81	1.02%	\$ 93,293.41	\$ 93,563.61	0.29%	\$ 9,329.02
MGS-S Customer 6536	4.84%	\$ 2,416.41	\$ 2,480.42	2.65%	\$ 6,776.37	\$ 6,840.38	0.94%	\$ 1,387.44
MGS-S Customer 6537	4.30%	\$ 2,722.89	\$ 2,784.21	2.25%	\$ 7,574.75	\$ 7,636.07	0.81%	\$ 1,489.20
MGS-S Customer 6538	3.69%	\$ 5,252.72	\$ 5,336.10	1.59%	\$ 13,461.42	\$ 13,544.80	0.62%	\$ 2,343.97
MGS-S Customer 6539	3.62%	\$ 46,454.71	\$ 47,017.95	1.21%	\$ 135,603.22	\$ 136,166.46	0.42%	\$ 16,106.96
MGS-S Customer 6540	3.60%	\$ 4,678.78	\$ 4,753.26	1.59%	\$ 13,069.05	\$ 13,143.53	0.57%	\$ 2,142.54
MGS-S Customer 6541	3.57%	\$ 2,731.42	\$ 2,778.38	1.72%	\$ 6,705.05	\$ 6,752.01	0.70%	\$ 1,363.06
MGS-S Customer 6542	4.19%	\$ 5,304.12	\$ 5,397.51	1.76%	\$ 19,576.45	\$ 19,669.84	0.48%	\$ 2,321.23
MGS-S Customer 6543	4.63%	\$ 11,190.72	\$ 11,379.97	1.69%	\$ 21,145.37	\$ 21,334.62	0.89%	\$ 4,273.42
MGS-S Customer 6544	3.56%	\$ 19,591.57	\$ 19,837.88	1.26%	\$ 51,786.50	\$ 52,032.81	0.48%	\$ 7,162.23
MGS-S Customer 6545	4.58%	\$ 10,419.01	\$ 10,595.07	1.69%	\$ 41,206.21	\$ 41,382.27	0.43%	\$ 4,016.91
MGS-S Customer 6546	3.66%	\$ 12,152.75	\$ 12,312.03	1.31%	\$ 52,841.47	\$ 53,000.75	0.30%	\$ 4,514.54
MGS-S Customer 6547	3.77%	\$ 8,303.61	\$ 8,424.45	1.46%	\$ 27,799.51	\$ 27,920.35	0.43%	\$ 3,326.22
MGS-S Customer 6548	4.42%	\$ 5,046.48	\$ 5,136.78	1.79%	\$ 14,262.99	\$ 14,353.29	0.63%	\$ 2,135.11
MGS-S Customer 6549	2.98%	\$ 21,490.30	\$ 21,709.84	1.02%	\$ 86,035.56	\$ 86,255.10	0.26%	\$ 7,584.02
MGS-S Customer 6550	3.96%	\$ 5,190.73	\$ 5,279.36	1.71%	\$ 12,740.70	\$ 12,829.33	0.70%	\$ 2,328.37
MGS-S Customer 6551	4.11%	\$ 5,859.63	\$ 5,959.34	1.70%	\$ 18,364.65	\$ 18,464.36	0.54%	\$ 2,526.89
MGS-S Customer 6552	3.96%	\$ 7,205.40	\$ 7,320.06	1.59%	\$ 17,205.76	\$ 17,320.42	0.67%	\$ 3,012.54
MGS-S Customer 6553	4.13%	\$ 4,066.82	\$ 4,139.55	1.79%	\$ 7,693.43	\$ 7,766.16	0.95%	\$ 1,832.32
MGS-S Customer 6554	3.49%	\$ 11,783.73	\$ 11,934.70	1.28%	\$ 38,749.96	\$ 38,900.93	0.39%	\$ 4,481.93
MGS-S Customer 6555	5.72%	\$ 2,223.49	\$ 2,283.94	2.72%	\$ 16,579.23	\$ 16,639.68	0.36%	\$ 1,117.54
MGS-S Customer 6556	5.24%	\$ 6,250.67	\$ 6,384.55	2.14%	\$ 15,999.87	\$ 16,133.75	0.84%	\$ 2,688.91
MGS-S Customer 6557	5.05%	\$ 1,708.74	\$ 1,754.21	2.66%	\$ 14,837.29	\$ 14,882.76	0.31%	\$ 945.12

Internal Use

Customer	Distribution % Difference	Delivery 8/24 Prices	Delivery 1/25 Prices	Delivery % Difference	Bundled 8/24 Prices	Bundled 1/25 Prices	Bundled % Difference	Distribution 1/25 Prices
MGS-S Customer 6558	3.96%	\$ 4,677.81	\$ 4,754.85	1.65%	\$ 11,097.94	\$ 11,174.98	0.69%	\$ 2,024.57
MGS-S Customer 6559	5.13%	\$ 4,757.04	\$ 4,865.57	2.28%	\$ 6,674.61	\$ 6,783.14	1.63%	\$ 2,222.72
MGS-S Customer 6560	3.97%	\$ 7,957.35	\$ 8,079.71	1.54%	\$ 28,305.42	\$ 28,427.78	0.43%	\$ 3,200.99
MGS-S Customer 6561	4.04%	\$ 9,954.93	\$ 10,103.93	1.50%	\$ 39,238.42	\$ 39,387.42	0.38%	\$ 3,833.71
MGS-S Customer 6562	4.50%	\$ 15,547.25	\$ 15,794.93	1.59%	\$ 49,986.32	\$ 50,234.00	0.50%	\$ 5,750.27
MGS-S Customer 6563	3.92%	\$ 3,755.47	\$ 3,819.71	1.71%	\$ 10,419.10	\$ 10,483.34	0.62%	\$ 1,701.54
MGS-S Customer 6564	4.23%	\$ 4,795.51	\$ 4,878.70	1.73%	\$ 13,703.39	\$ 13,786.58	0.61%	\$ 2,049.05
MGS-S Customer 6565	3.48%	\$ 16,669.74	\$ 16,873.50	1.22%	\$ 60,419.01	\$ 60,622.77	0.34%	\$ 6,062.52
MGS-S Customer 6566	3.52%	\$ 6,730.95	\$ 6,822.80	1.36%	\$ 18,637.80	\$ 18,729.65	0.49%	\$ 2,698.13
MGS-S Customer 6567	3.59%	\$ 23,836.95	\$ 24,134.08	1.25%	\$ 63,938.93	\$ 64,236.06	0.46%	\$ 8,583.70
MGS-S Customer 6568	3.78%	\$ 5,333.94	\$ 5,419.75	1.61%	\$ 15,621.44	\$ 15,707.25	0.55%	\$ 2,357.91
MGS-S Customer 6569	3.69%	\$ 4,748.84	\$ 4,821.15	1.52%	\$ 13,542.57	\$ 13,614.88	0.53%	\$ 2,031.32
MGS-S Customer 6570	3.97%	\$ 4,762.87	\$ 4,845.19	1.73%	\$ 15,927.34	\$ 16,009.66	0.52%	\$ 2,153.78
MGS-S Customer 6571	4.09%	\$ 13,546.66	\$ 13,749.27	1.50%	\$ 32,276.76	\$ 32,479.37	0.63%	\$ 5,160.14
MGS-S Customer 6572	6.09%	\$ 5,225.18	\$ 5,355.30	2.49%	\$ 5,755.36	\$ 5,885.48	2.26%	\$ 2,266.84
MGS-S Customer 6573	3.96%	\$ 4,818.46	\$ 4,902.45	1.74%	\$ 11,810.48	\$ 11,894.47	0.71%	\$ 2,202.73
MGS-S Customer 6574	4.92%	\$ 7,083.49	\$ 7,224.09	1.98%	\$ 14,222.68	\$ 14,363.28	0.99%	\$ 2,996.35
MGS-S Customer 6575	3.99%	\$ 2,951.40	\$ 3,011.81	2.05%	\$ 7,052.21	\$ 7,112.62	0.86%	\$ 1,573.19
MGS-S Customer 6576	4.05%	\$ 25,217.03	\$ 25,565.25	1.38%	\$ 84,245.64	\$ 84,593.86	0.41%	\$ 8,938.25
MGS-S Customer 6577	3.58%	\$ 1,555.92	\$ 1,594.45	2.48%	\$ 1,766.17	\$ 1,804.70	2.18%	\$ 1,113.89
MGS-S Customer 6578	4.47%	\$ 23,391.52	\$ 23,746.13	1.52%	\$ 85,971.44	\$ 86,326.05	0.41%	\$ 8,284.33
MGS-S Customer 6579	4.33%	\$ 2,970.11	\$ 3,029.83	2.01%	\$ 8,305.31	\$ 8,365.03	0.72%	\$ 1,438.71
MGS-S Customer 6580	2.85%	\$ 20,976.17	\$ 21,188.92	1.01%	\$ 68,464.15	\$ 68,676.90	0.31%	\$ 7,665.69
MGS-S Customer 6581	3.82%	\$ 4,517.30	\$ 4,593.55	1.69%	\$ 14,835.31	\$ 14,911.56	0.51%	\$ 2,073.60
MGS-S Customer 6582	4.40%	\$ 4,053.46	\$ 4,130.33	1.90%	\$ 8,422.90	\$ 8,499.77	0.91%	\$ 1,823.39
MGS-S Customer 6583	4.26%	\$ 6,711.17	\$ 6,826.14	1.71%	\$ 20,697.04	\$ 20,812.01	0.56%	\$ 2,813.88
MGS-S Customer 6584	3.32%	\$ 8,484.39	\$ 8,595.13	1.31%	\$ 19,943.44	\$ 20,054.18	0.56%	\$ 3,443.01
MGS-S Customer 6585	3.73%	\$ 7,749.41	\$ 7,862.56	1.46%	\$ 25,542.55	\$ 25,655.70	0.44%	\$ 3,145.15
MGS-S Customer 6586	4.12%	\$ 4,604.90	\$ 4,688.66	1.82%	\$ 13,199.47	\$ 13,283.23	0.63%	\$ 2,117.65
MGS-S Customer 6587	3.54%	\$ 4,786.55	\$ 4,861.50	1.57%	\$ 11,538.96	\$ 11,613.91	0.65%	\$ 2,191.40
MGS-S Customer 6588	3.81%	\$ 10,132.19	\$ 10,275.77	1.42%	\$ 36,183.16	\$ 36,326.74	0.40%	\$ 3,916.48
MGS-S Customer 6589	6.19%	\$ 6,556.22	\$ 6,708.28	2.32%	\$ 24,564.17	\$ 24,716.23	0.62%	\$ 2,608.20
MGS-S Customer 6590	3.92%	\$ 10,022.19	\$ 10,171.33	1.49%	\$ 25,182.69	\$ 25,331.83	0.59%	\$ 3,956.45
MGS-S Customer 6591	2.31%	\$ 3,571.43	\$ 3,616.71	1.27%	\$ 7,392.41	\$ 7,437.69	0.61%	\$ 2,008.60
MGS-S Customer 6592	3.33%	\$ 9,998.64	\$ 10,124.93	1.26%	\$ 28,966.41	\$ 29,092.70	0.44%	\$ 3,916.42
MGS-S Customer 6593	4.30%	\$ 7,026.53	\$ 7,146.54	1.71%	\$ 22,913.86	\$ 23,033.87	0.52%	\$ 2,910.49
MGS-S Customer 6594	4.01%	\$ 3,656.96	\$ 3,726.74	1.91%	\$ 9,042.55	\$ 9,112.33	0.77%	\$ 1,809.84
MGS-S Customer 6595	3.52%	\$ 10,349.74	\$ 10,485.85	1.32%	\$ 35,131.24	\$ 35,267.35	0.39%	\$ 3,998.88
MGS-S Customer 6596	4.80%	\$ 1,428.95	\$ 1,471.46	2.97%	\$ 3,222.66	\$ 3,265.17	1.32%	\$ 927.69
MGS-S Customer 6597	3.38%	\$ 6,381.84	\$ 6,466.09	1.32%	\$ 18,663.01	\$ 18,747.26	0.45%	\$ 2,573.27

Internal Use

Customer	Distribution % Difference	Delivery 8/24 Prices	Delivery 1/25 Prices	Delivery % Difference	Bundled 8/24 Prices	Bundled 1/25 Prices	Bundled % Difference	Distribution 1/25 Prices
MGS-S Customer 6598	5.03%	\$ 4,508.47	\$ 4,609.90	2.25%	\$ 8,996.75	\$ 9,098.18	1.13%	\$ 2,117.21
MGS-S Customer 6599	5.16%	\$ 660.47	\$ 692.94	4.92%	\$ 2,171.95	\$ 2,204.42	1.49%	\$ 662.11
MGS-S Customer 6600	4.13%	\$ 20,570.78	\$ 20,863.43	1.42%	\$ 72,556.18	\$ 72,848.83	0.40%	\$ 7,371.23
MGS-S Customer 6601	3.12%	\$ 5,624.19	\$ 5,694.36	1.25%	\$ 16,029.27	\$ 16,099.44	0.44%	\$ 2,321.75
MGS-S Customer 6602	3.69%	\$ 15,191.42	\$ 15,390.12	1.31%	\$ 53,858.24	\$ 54,056.94	0.37%	\$ 5,586.75
MGS-S Customer 6603	2.97%	\$ 3,265.47	\$ 3,309.72	1.36%	\$ 8,867.47	\$ 8,911.72	0.50%	\$ 1,535.38
MGS-S Customer 6604	3.75%	\$ 5,529.21	\$ 5,617.54	1.60%	\$ 13,698.15	\$ 13,786.48	0.64%	\$ 2,440.82
MGS-S Customer 6605	3.41%	\$ 3,440.89	\$ 3,499.19	1.69%	\$ 4,136.76	\$ 4,195.06	1.41%	\$ 1,765.72
MGS-S Customer 6606	3.58%	\$ 20,957.70	\$ 21,217.44	1.24%	\$ 69,634.02	\$ 69,893.76	0.37%	\$ 7,520.83
MGS-S Customer 6607	3.22%	\$ 9,477.69	\$ 9,594.48	1.23%	\$ 28,372.33	\$ 28,489.12	0.41%	\$ 3,740.96
MGS-S Customer 6608	3.86%	\$ 4,809.05	\$ 4,890.18	1.69%	\$ 13,872.44	\$ 13,953.57	0.58%	\$ 2,184.26
MGS-S Customer 6609	4.23%	\$ 4,518.18	\$ 4,604.67	1.91%	\$ 7,223.83	\$ 7,310.32	1.20%	\$ 2,129.80
MGS-S Customer 6610	3.88%	\$ 3,404.22	\$ 3,468.26	1.88%	\$ 9,484.88	\$ 9,548.92	0.68%	\$ 1,716.40
MGS-S Customer 6611	4.34%	\$ 11,618.50	\$ 11,799.24	1.56%	\$ 51,313.70	\$ 51,494.44	0.35%	\$ 4,341.83
MGS-S Customer 6612	4.40%	\$ 3,501.99	\$ 3,574.02	2.06%	\$ 15,796.76	\$ 15,868.79	0.46%	\$ 1,708.16
MGS-S Customer 6613	3.72%	\$ 8,245.33	\$ 8,363.89	1.44%	\$ 27,373.87	\$ 27,492.43	0.43%	\$ 3,308.18
MGS-S Customer 6614	3.95%	\$ 5,151.01	\$ 5,238.78	1.70%	\$ 13,310.58	\$ 13,398.35	0.66%	\$ 2,310.17
MGS-S Customer 6615	4.80%	\$ 4,193.12	\$ 4,284.77	2.19%	\$ 9,233.40	\$ 9,325.05	0.99%	\$ 2,002.26
MGS-S Customer 6616	3.96%	\$ 10,362.86	\$ 10,519.44	1.51%	\$ 20,469.25	\$ 20,625.83	0.76%	\$ 4,111.33
MGS-S Customer 6617	4.66%	\$ 9,324.80	\$ 9,485.87	1.73%	\$ 38,622.00	\$ 38,783.07	0.42%	\$ 3,618.72
MGS-S Customer 6618	3.69%	\$ 3,863.85	\$ 3,930.14	1.72%	\$ 11,730.79	\$ 11,797.08	0.57%	\$ 1,863.02
MGS-S Customer 6619	4.90%	\$ 17,902.64	\$ 18,210.93	1.72%	\$ 54,992.63	\$ 55,300.92	0.56%	\$ 6,602.21
MGS-S Customer 6620	5.76%	\$ 2,807.16	\$ 2,889.81	2.94%	\$ 8,497.49	\$ 8,580.14	0.97%	\$ 1,517.12
MGS-S Customer 6621	3.50%	\$ 3,328.47	\$ 3,385.66	1.72%	\$ 9,006.35	\$ 9,063.54	0.63%	\$ 1,691.56
MGS-S Customer 6622	4.53%	\$ 6,131.39	\$ 6,238.90	1.75%	\$ 20,307.28	\$ 20,414.79	0.53%	\$ 2,478.61
MGS-S Customer 6623	3.76%	\$ 14,451.44	\$ 14,648.91	1.37%	\$ 35,466.81	\$ 35,664.28	0.56%	\$ 5,455.31
MGS-S Customer 6624	3.90%	\$ 6,139.60	\$ 6,233.28	1.53%	\$ 17,459.93	\$ 17,553.61	0.54%	\$ 2,498.48
MGS-S Customer 6625	3.54%	\$ 11,423.27	\$ 11,572.13	1.30%	\$ 38,388.24	\$ 38,537.10	0.39%	\$ 4,357.01
MGS-S Customer 6626	4.33%	\$ 4,820.87	\$ 4,911.65	1.88%	\$ 14,007.67	\$ 14,098.45	0.65%	\$ 2,189.61
MGS-S Customer 6627	4.49%	\$ 3,909.97	\$ 3,990.29	2.05%	\$ 13,489.84	\$ 13,570.16	0.60%	\$ 1,870.00
MGS-S Customer 6628	4.04%	\$ 4,208.43	\$ 4,284.96	1.82%	\$ 14,138.97	\$ 14,215.50	0.54%	\$ 1,969.74
MGS-S Customer 6629	4.12%	\$ 12,273.73	\$ 12,459.52	1.51%	\$ 34,194.07	\$ 34,379.86	0.54%	\$ 4,694.40
MGS-S Customer 6630	3.18%	\$ 4,809.24	\$ 4,873.05	1.33%	\$ 10,778.60	\$ 10,842.41	0.59%	\$ 2,070.19
MGS-S Customer 6631	4.35%	\$ 3,103.54	\$ 3,170.78	2.17%	\$ 9,160.43	\$ 9,227.67	0.73%	\$ 1,613.46
MGS-S Customer 6632	3.83%	\$ 8,378.11	\$ 8,500.79	1.46%	\$ 31,741.37	\$ 31,864.05	0.39%	\$ 3,325.11
MGS-S Customer 6633	3.50%	\$ 4,793.84	\$ 4,862.60	1.43%	\$ 15,540.34	\$ 15,609.10	0.44%	\$ 2,032.32
MGS-S Customer 6634	5.70%	\$ 1,896.27	\$ 1,955.31	3.11%	\$ 3,438.26	\$ 3,497.30	1.72%	\$ 1,094.50
MGS-S Customer 6635	3.29%	\$ 6,745.97	\$ 6,835.35	1.32%	\$ 22,674.33	\$ 22,763.71	0.39%	\$ 2,806.53
MGS-S Customer 6636	3.95%	\$ 5,127.17	\$ 5,208.52	1.59%	\$ 17,176.27	\$ 17,257.62	0.47%	\$ 2,141.03
MGS-S Customer 6637	4.57%	\$ 3,664.96	\$ 3,738.16	2.00%	\$ 9,768.13	\$ 9,841.33	0.75%	\$ 1,676.22

Customer	Distribution % Difference	Delivery 8/24 Prices	Delivery 1/25 Prices	Delivery % Difference	Bundled 8/24 Prices	Bundled 1/25 Prices	Bundled % Difference	Distribution 1/25 Prices
MGS-S Customer 6638	2.97%	\$ 30,874.19	\$ 31,179.36	0.99%	\$ 133,999.43	\$ 134,304.60	0.23%	\$ 10,571.43
MGS-S Customer 6639	3.49%	\$ 11,123.09	\$ 11,266.55	1.29%	\$ 37,348.89	\$ 37,492.35	0.38%	\$ 4,257.37
MGS-S Customer 6640	3.78%	\$ 5,388.02	\$ 5,470.07	1.52%	\$ 14,100.62	\$ 14,182.67	0.58%	\$ 2,254.76
MGS-S Customer 6641	3.06%	\$ 19,275.52	\$ 19,485.61	1.09%	\$ 64,377.67	\$ 64,587.76	0.33%	\$ 7,077.31
MGS-S Customer 6642	2.97%	\$ 6,146.59	\$ 6,222.18	1.23%	\$ 19,089.81	\$ 19,165.40	0.40%	\$ 2,617.53
MGS-S Customer 6643	3.26%	\$ 60,018.58	\$ 60,683.77	1.11%	\$ 175,539.15	\$ 176,204.34	0.38%	\$ 21,080.27
MGS-S Customer 6644	4.11%	\$ 4,696.98	\$ 4,781.82	1.81%	\$ 13,425.92	\$ 13,510.76	0.63%	\$ 2,148.74
MGS-S Customer 6645	3.44%	\$ 12,885.79	\$ 13,048.91	1.27%	\$ 34,785.11	\$ 34,948.23	0.47%	\$ 4,900.85
MGS-S Customer 6646	3.73%	\$ 7,572.26	\$ 7,683.44	1.47%	\$ 24,525.56	\$ 24,636.74	0.45%	\$ 3,089.46
MGS-S Customer 6647	5.73%	\$ 2,638.28	\$ 2,717.84	3.02%	\$ 7,073.42	\$ 7,152.98	1.12%	\$ 1,466.97
MGS-S Customer 6648	4.18%	\$ 2,463.45	\$ 2,514.57	2.08%	\$ 6,067.78	\$ 6,118.90	0.84%	\$ 1,274.06
MGS-S Customer 6649	4.44%	\$ 2,181.46	\$ 2,231.67	2.30%	\$ 5,243.50	\$ 5,293.71	0.96%	\$ 1,180.31
MGS-S Customer 6650	4.19%	\$ 2,587.66	\$ 2,640.56	2.04%	\$ 6,376.53	\$ 6,429.43	0.83%	\$ 1,316.04
MGS-S Customer 6651	3.20%	\$ 14,177.57	\$ 14,342.20	1.16%	\$ 42,249.87	\$ 42,414.50	0.39%	\$ 5,303.74
MGS-S Customer 6652	4.31%	\$ 25,268.73	\$ 25,639.38	1.47%	\$ 82,523.97	\$ 82,894.62	0.45%	\$ 8,973.58
MGS-S Customer 6653	3.76%	\$ 17,514.73	\$ 17,741.22	1.29%	\$ 75,999.45	\$ 76,225.94	0.30%	\$ 6,255.54
MGS-S Customer 6654	3.82%	\$ 4,107.24	\$ 4,173.93	1.62%	\$ 12,540.58	\$ 12,607.27	0.53%	\$ 1,811.08
MGS-S Customer 6655	4.21%	\$ 5,178.75	\$ 5,272.51	1.81%	\$ 13,350.66	\$ 13,444.42	0.70%	\$ 2,321.00
MGS-S Customer 6656	3.15%	\$ 51,056.18	\$ 51,582.50	1.03%	\$ 234,947.55	\$ 235,473.87	0.22%	\$ 17,229.37
MGS-S Customer 6657	3.75%	\$ 6,525.23	\$ 6,624.74	1.53%	\$ 19,688.40	\$ 19,787.91	0.51%	\$ 2,752.04
MGS-S Customer 6658	3.25%	\$ 13,221.57	\$ 13,376.18	1.17%	\$ 50,174.44	\$ 50,329.05	0.31%	\$ 4,908.87
MGS-S Customer 6659	5.30%	\$ 4,862.51	\$ 4,975.86	2.33%	\$ 8,205.18	\$ 8,318.53	1.38%	\$ 2,250.17
MGS-S Customer 6660	3.78%	\$ 7,739.87	\$ 7,853.89	1.47%	\$ 27,676.59	\$ 27,790.61	0.41%	\$ 3,126.95
MGS-S Customer 6661	3.95%	\$ 3,798.33	\$ 3,863.28	1.71%	\$ 11,578.43	\$ 11,643.38	0.56%	\$ 1,708.63
MGS-S Customer 6662	2.53%	\$ 49,885.32	\$ 50,305.46	0.84%	\$ 223,109.04	\$ 223,529.18	0.19%	\$ 17,008.79
MGS-S Customer 6663	3.43%	\$ 5,776.14	\$ 5,859.22	1.44%	\$ 16,489.62	\$ 16,572.70	0.50%	\$ 2,506.99
MGS-S Customer 6664	2.01%	\$ 5,878.26	\$ 5,925.80	0.81%	\$ 15,165.61	\$ 15,213.15	0.31%	\$ 2,412.32
MGS-S Customer 6665	3.86%	\$ 5,786.75	\$ 5,880.06	1.61%	\$ 16,713.90	\$ 16,807.21	0.56%	\$ 2,511.42
MGS-S Customer 6666	3.65%	\$ 4,894.30	\$ 4,966.64	1.48%	\$ 17,766.22	\$ 17,838.56	0.41%	\$ 2,052.83
MGS-S Customer 6667	5.50%	\$ 2,758.20	\$ 2,837.32	2.87%	\$ 5,966.72	\$ 6,045.84	1.33%	\$ 1,516.92
MGS-S Customer 6668	3.97%	\$ 2,603.06	\$ 2,653.40	1.93%	\$ 6,912.74	\$ 6,963.08	0.73%	\$ 1,317.12
MGS-S Customer 6669	3.93%	\$ 4,590.52	\$ 4,665.05	1.62%	\$ 14,034.98	\$ 14,109.51	0.53%	\$ 1,972.57
MGS-S Customer 6670	4.47%	\$ 3,358.40	\$ 3,431.37	2.17%	\$ 9,162.99	\$ 9,235.96	0.80%	\$ 1,704.51
MGS-S Customer 6671	3.77%	\$ 5,435.04	\$ 5,521.29	1.59%	\$ 18,675.91	\$ 18,762.16	0.46%	\$ 2,372.11
MGS-S Customer 6672	3.08%	\$ 23,287.71	\$ 23,544.17	1.10%	\$ 36,588.34	\$ 36,844.80	0.70%	\$ 8,573.81
MGS-S Customer 6673	3.88%	\$ 11,080.67	\$ 11,239.50	1.43%	\$ 35,721.29	\$ 35,880.12	0.44%	\$ 4,257.30
MGS-S Customer 6674	4.25%	\$ 30,760.09	\$ 31,204.80	1.45%	\$ 85,846.60	\$ 86,291.31	0.52%	\$ 10,901.40
MGS-S Customer 6675	4.78%	\$ 2,419.23	\$ 2,482.54	2.62%	\$ 6,683.66	\$ 6,746.97	0.95%	\$ 1,388.93
MGS-S Customer 6676	3.41%	\$ 9,702.85	\$ 9,828.29	1.29%	\$ 29,776.69	\$ 29,902.13	0.42%	\$ 3,806.31
MGS-S Customer 6677	3.24%	\$ 7,557.40	\$ 7,653.95	1.28%	\$ 24,857.95	\$ 24,954.50	0.39%	\$ 3,078.63

Internal Use

Customer	Distribution % Difference	Delivery 8/24 Prices	Delivery 1/25 Prices	Delivery % Difference	Bundled 8/24 Prices	Bundled 1/25 Prices	Bundled % Difference	Distribution 1/25 Prices
MGS-S Customer 6678	4.29%	\$ 4,561.75	\$ 4,647.70	1.88%	\$ 15,078.58	\$ 15,164.53	0.57%	\$ 2,089.70
MGS-S Customer 6679	3.19%	\$ 7,378.02	\$ 7,472.26	1.28%	\$ 20,486.35	\$ 20,580.59	0.46%	\$ 3,045.71
MGS-S Customer 6680	3.88%	\$ 3,681.99	\$ 3,744.29	1.69%	\$ 11,689.47	\$ 11,751.77	0.53%	\$ 1,666.27
MGS-S Customer 6681	3.28%	\$ 7,957.33	\$ 8,059.35	1.28%	\$ 26,086.40	\$ 26,188.42	0.39%	\$ 3,212.10
MGS-S Customer 6682	4.03%	\$ 3,906.73	\$ 3,975.84	1.77%	\$ 6,207.66	\$ 6,276.77	1.11%	\$ 1,785.58
MGS-S Customer 6683	4.29%	\$ 3,025.82	\$ 3,091.56	2.17%	\$ 7,521.98	\$ 7,587.72	0.87%	\$ 1,597.28
MGS-S Customer 6684	3.33%	\$ 7,352.40	\$ 7,450.57	1.34%	\$ 19,464.35	\$ 19,562.52	0.50%	\$ 3,044.76
MGS-S Customer 6685	2.71%	\$ 37,000.02	\$ 37,357.37	0.97%	\$ 118,028.96	\$ 118,386.31	0.30%	\$ 13,561.42
MGS-S Customer 6686	5.49%	\$ 4,468.98	\$ 4,579.75	2.48%	\$ 5,529.35	\$ 5,640.12	2.00%	\$ 2,129.79
MGS-S Customer 6687	4.09%	\$ 12,239.74	\$ 12,423.35	1.50%	\$ 34,772.54	\$ 34,956.15	0.53%	\$ 4,677.86
MGS-S Customer 6688	4.51%	\$ 4,188.57	\$ 4,268.58	1.91%	\$ 11,199.79	\$ 11,279.80	0.71%	\$ 1,852.14
MGS-S Customer 6689	4.66%	\$ 3,913.91	\$ 3,998.44	2.16%	\$ 9,983.60	\$ 10,068.13	0.85%	\$ 1,897.02
MGS-S Customer 6690	3.67%	\$ 5,847.20	\$ 5,937.83	1.55%	\$ 15,445.35	\$ 15,535.98	0.59%	\$ 2,559.32
MGS-S Customer 6691	4.55%	\$ 7,772.47	\$ 7,912.79	1.81%	\$ 16,718.63	\$ 16,858.95	0.84%	\$ 3,221.46
MGS-S Customer 6692	3.59%	\$ 9,050.45	\$ 9,173.83	1.36%	\$ 32,204.84	\$ 32,328.22	0.38%	\$ 3,558.89
MGS-S Customer 6693	3.39%	\$ 4,486.64	\$ 4,554.33	1.51%	\$ 14,083.30	\$ 14,150.99	0.48%	\$ 2,066.19
MGS-S Customer 6694	2.78%	\$ 18,486.39	\$ 18,676.90	1.03%	\$ 34,775.82	\$ 34,966.33	0.55%	\$ 7,053.32
MGS-S Customer 6695	4.68%	\$ 5,433.88	\$ 5,541.12	1.97%	\$ 15,429.67	\$ 15,536.91	0.70%	\$ 2,399.23
MGS-S Customer 6696	3.92%	\$ 8,735.59	\$ 8,865.49	1.49%	\$ 33,215.44	\$ 33,345.34	0.39%	\$ 3,442.28
MGS-S Customer 6697	3.46%	\$ 9,536.24	\$ 9,661.40	1.31%	\$ 29,909.45	\$ 30,034.61	0.42%	\$ 3,746.61
MGS-S Customer 6698	3.78%	\$ 6,743.87	\$ 6,845.46	1.51%	\$ 25,254.58	\$ 25,356.17	0.40%	\$ 2,790.32
MGS-S Customer 6699	3.92%	\$ 4,436.99	\$ 4,509.22	1.63%	\$ 14,527.39	\$ 14,599.62	0.50%	\$ 1,914.50
MGS-S Customer 6700	3.52%	\$ 11,343.44	\$ 11,488.29	1.28%	\$ 47,587.88	\$ 47,732.73	0.30%	\$ 4,263.19
MGS-S Customer 6701	3.59%	\$ 6,108.73	\$ 6,198.96	1.48%	\$ 20,030.62	\$ 20,120.85	0.45%	\$ 2,600.82
MGS-S Customer 6702	3.71%	\$ 4,940.17	\$ 5,015.60	1.53%	\$ 11,857.92	\$ 11,933.35	0.64%	\$ 2,111.30
MGS-S Customer 6703	3.87%	\$ 7,128.70	\$ 7,238.61	1.54%	\$ 21,667.61	\$ 21,777.52	0.51%	\$ 2,953.03
MGS-S Customer 6704	3.45%	\$ 4,906.18	\$ 4,974.03	1.38%	\$ 21,099.06	\$ 21,166.91	0.32%	\$ 2,032.54
MGS-S Customer 6705	3.96%	\$ 7,690.58	\$ 7,802.11	1.45%	\$ 35,132.83	\$ 35,244.36	0.32%	\$ 2,924.42
MGS-S Customer 6706	4.80%	\$ 3,645.80	\$ 3,722.80	2.11%	\$ 8,167.56	\$ 8,244.56	0.94%	\$ 1,681.59
MGS-S Customer 6707	3.65%	\$ 8,606.84	\$ 8,728.51	1.41%	\$ 25,255.17	\$ 25,376.84	0.48%	\$ 3,451.16
MGS-S Customer 6708	4.24%	\$ 4,880.81	\$ 4,969.87	1.82%	\$ 16,782.51	\$ 16,871.57	0.53%	\$ 2,190.80
MGS-S Customer 6709	5.63%	\$ 5,557.42	\$ 5,685.35	2.30%	\$ 22,112.40	\$ 22,240.33	0.58%	\$ 2,400.28
MGS-S Customer 6710	5.20%	\$ 990.67	\$ 1,034.23	4.40%	\$ 6,699.28	\$ 6,742.84	0.65%	\$ 881.10
MGS-S Customer 6711	5.72%	\$ 4,948.46	\$ 5,061.65	2.29%	\$ 16,052.83	\$ 16,166.02	0.71%	\$ 2,093.05
MGS-S Customer 6712	3.82%	\$ 5,485.18	\$ 5,566.16	1.48%	\$ 26,255.34	\$ 26,336.32	0.31%	\$ 2,203.14
MGS-S Customer 6713	2.96%	\$ 5,446.92	\$ 5,518.58	1.32%	\$ 16,443.66	\$ 16,515.32	0.44%	\$ 2,489.76
MGS-S Customer 6714	3.63%	\$ 13,089.49	\$ 13,262.74	1.32%	\$ 39,132.46	\$ 39,305.71	0.44%	\$ 4,944.25
MGS-S Customer 6715	4.93%	\$ 3,736.99	\$ 3,822.45	2.29%	\$ 12,046.24	\$ 12,131.70	0.71%	\$ 1,820.36
MGS-S Customer 6716	5.20%	\$ 12,075.73	\$ 12,304.96	1.90%	\$ 33,452.18	\$ 33,681.41	0.69%	\$ 4,639.51
MGS-S Customer 6717	3.91%	\$ 5,246.92	\$ 5,328.71	1.56%	\$ 18,934.34	\$ 19,016.13	0.43%	\$ 2,170.94

Customer	Distribution % Difference	Delivery 8/24 Prices	Delivery 1/25 Prices	Delivery % Difference	Bundled 8/24 Prices	Bundled 1/25 Prices	Bundled % Difference	Distribution 1/25 Prices
MGS-S Customer 6718	3.51%	\$ 3,447.19	\$ 3,501.32	1.57%	\$ 9,432.78	\$ 9,486.91	0.57%	\$ 1,597.62
MGS-S Customer 6719	5.63%	\$ 1,978.16	\$ 2,037.40	2.99%	\$ 5,147.26	\$ 5,206.50	1.15%	\$ 1,111.36
MGS-S Customer 6720	3.94%	\$ 4,777.97	\$ 4,860.59	1.73%	\$ 12,936.51	\$ 13,019.13	0.64%	\$ 2,180.23
MGS-S Customer 6721	3.23%	\$ 3,323.12	\$ 3,372.28	1.48%	\$ 7,024.58	\$ 7,073.74	0.70%	\$ 1,569.77
MGS-S Customer 6722	2.87%	\$ 8,174.46	\$ 8,266.40	1.12%	\$ 25,208.89	\$ 25,300.83	0.36%	\$ 3,292.55
MGS-S Customer 6723	4.18%	\$ 5,468.27	\$ 5,565.57	1.78%	\$ 12,776.57	\$ 12,873.87	0.76%	\$ 2,427.83
MGS-S Customer 6724	3.05%	\$ 34,684.35	\$ 35,035.56	1.01%	\$ 141,470.60	\$ 141,821.81	0.25%	\$ 11,871.47
MGS-S Customer 6725	4.00%	\$ 4,251.98	\$ 4,324.05	1.69%	\$ 11,171.33	\$ 11,243.40	0.65%	\$ 1,872.91
MGS-S Customer 6726	3.83%	\$ 15,940.64	\$ 16,155.47	1.35%	\$ 58,465.01	\$ 58,679.84	0.37%	\$ 5,821.86
MGS-S Customer 6727	4.13%	\$ 4,120.26	\$ 4,198.01	1.89%	\$ 11,319.21	\$ 11,396.96	0.69%	\$ 1,958.81
MGS-S Customer 6728	4.22%	\$ 5,126.48	\$ 5,219.97	1.82%	\$ 12,517.28	\$ 12,610.77	0.75%	\$ 2,308.39
MGS-S Customer 6729	4.35%	\$ 9,049.78	\$ 9,195.86	1.61%	\$ 40,650.54	\$ 40,796.62	0.36%	\$ 3,504.20
MGS-S Customer 6730	3.82%	\$ 4,108.05	\$ 4,179.38	1.74%	\$ 13,388.20	\$ 13,459.53	0.53%	\$ 1,938.51
MGS-S Customer 6731	3.52%	\$ 14,339.17	\$ 14,512.71	1.21%	\$ 59,816.11	\$ 59,989.65	0.29%	\$ 5,106.84
MGS-S Customer 6732	3.50%	\$ 32,274.61	\$ 32,652.53	1.17%	\$ 122,314.38	\$ 122,692.30	0.31%	\$ 11,163.30
MGS-S Customer 6733	5.88%	\$ 3,511.50	\$ 3,610.71	2.83%	\$ 5,979.60	\$ 6,078.81	1.66%	\$ 1,786.70
MGS-S Customer 6734	3.66%	\$ 19,398.02	\$ 19,643.87	1.27%	\$ 70,149.37	\$ 70,395.22	0.35%	\$ 6,964.59
MGS-S Customer 6735	4.33%	\$ 12,436.18	\$ 12,633.70	1.59%	\$ 33,872.04	\$ 34,069.56	0.58%	\$ 4,756.51
MGS-S Customer 6736	3.53%	\$ 5,571.93	\$ 5,651.95	1.44%	\$ 10,503.32	\$ 10,583.34	0.76%	\$ 2,344.45
MGS-S Customer 6737	4.02%	\$ 3,791.22	\$ 3,862.68	1.88%	\$ 10,380.81	\$ 10,452.27	0.69%	\$ 1,848.09
MGS-S Customer 6738	4.21%	\$ 3,682.53	\$ 3,750.38	1.84%	\$ 9,988.17	\$ 10,056.02	0.68%	\$ 1,679.67
MGS-S Customer 6739	4.60%	\$ 15,661.42	\$ 15,920.77	1.66%	\$ 35,863.24	\$ 36,122.59	0.72%	\$ 5,892.57
MGS-S Customer 6740	3.96%	\$ 4,883.43	\$ 4,967.73	1.73%	\$ 13,859.98	\$ 13,944.28	0.61%	\$ 2,211.25
MGS-S Customer 6741	4.37%	\$ 14,745.86	\$ 14,972.83	1.54%	\$ 37,863.69	\$ 38,090.66	0.60%	\$ 5,416.62
MGS-S Customer 6742	4.29%	\$ 10,663.69	\$ 10,828.54	1.55%	\$ 31,797.90	\$ 31,962.75	0.52%	\$ 4,007.28
MGS-S Customer 6743	4.13%	\$ 17,438.95	\$ 17,694.82	1.47%	\$ 46,096.28	\$ 46,352.15	0.56%	\$ 6,446.00
MGS-S Customer 6744	3.58%	\$ 6,083.92	\$ 6,174.23	1.48%	\$ 16,696.73	\$ 16,787.04	0.54%	\$ 2,615.58
MGS-S Customer 6745	4.58%	\$ 4,006.05	\$ 4,085.74	1.99%	\$ 6,616.86	\$ 6,696.55	1.20%	\$ 1,820.04
MGS-S Customer 6746	3.62%	\$ 4,844.83	\$ 4,917.38	1.50%	\$ 12,080.23	\$ 12,152.78	0.60%	\$ 2,075.50
MGS-S Customer 6747	3.58%	\$ 3,475.11	\$ 3,535.81	1.75%	\$ 7,067.56	\$ 7,128.26	0.86%	\$ 1,757.66
MGS-S Customer 6748	0.94%	\$ 56,349.70	\$ 56,555.62	0.37%	\$ 134,965.39	\$ 135,171.31	0.15%	\$ 22,181.77
MGS-S Customer 6749	4.37%	\$ 5,062.85	\$ 5,159.03	1.90%	\$ 10,724.61	\$ 10,820.79	0.90%	\$ 2,299.19
MGS-S Customer 6750	4.40%	\$ 5,333.93	\$ 5,433.82	1.87%	\$ 14,228.21	\$ 14,328.10	0.70%	\$ 2,370.85
MGS-S Customer 6751	3.98%	\$ 6,885.24	\$ 6,995.38	1.60%	\$ 20,176.39	\$ 20,286.53	0.55%	\$ 2,877.80
MGS-S Customer 6752	3.91%	\$ 5,407.28	\$ 5,492.51	1.58%	\$ 13,637.46	\$ 13,722.69	0.62%	\$ 2,265.51
MGS-S Customer 6753	3.21%	\$ 4,702.60	\$ 4,769.79	1.43%	\$ 11,915.84	\$ 11,983.03	0.56%	\$ 2,157.44
MGS-S Customer 6754	4.82%	\$ 3,413.43	\$ 3,492.18	2.31%	\$ 11,126.34	\$ 11,205.09	0.71%	\$ 1,711.35
MGS-S Customer 6755	4.12%	\$ 4,655.50	\$ 4,732.48	1.65%	\$ 21,060.56	\$ 21,137.54	0.37%	\$ 1,946.52
MGS-S Customer 6756	4.52%	\$ 14,518.96	\$ 14,750.04	1.59%	\$ 56,564.61	\$ 56,795.69	0.41%	\$ 5,337.95
MGS-S Customer 6757	3.55%	\$ 3,106.36	\$ 3,157.40	1.64%	\$ 7,843.96	\$ 7,895.00	0.65%	\$ 1,488.04

Customer	Distribution % Difference	Delivery 8/24 Prices	Delivery 1/25 Prices	Delivery % Difference	Bundled 8/24 Prices	Bundled 1/25 Prices	Bundled % Difference	Distribution 1/25 Prices
MGS-S Customer 6758	3.98%	\$ 5,728.50	\$ 5,822.77	1.65%	\$ 21,112.96	\$ 21,207.23	0.45%	\$ 2,460.13
MGS-S Customer 6759	3.28%	\$ 8,814.10	\$ 8,924.51	1.25%	\$ 31,657.69	\$ 31,768.10	0.35%	\$ 3,476.59
MGS-S Customer 6760	3.95%	\$ 4,675.55	\$ 4,757.41	1.75%	\$ 11,571.59	\$ 11,653.45	0.71%	\$ 2,153.59
MGS-S Customer 6761	4.27%	\$ 5,797.71	\$ 5,901.36	1.79%	\$ 14,718.05	\$ 14,821.70	0.70%	\$ 2,531.64
MGS-S Customer 6762	4.64%	\$ 5,781.69	\$ 5,892.58	1.92%	\$ 18,387.26	\$ 18,498.15	0.60%	\$ 2,501.76
MGS-S Customer 6763	4.42%	\$ 7,209.61	\$ 7,336.49	1.76%	\$ 19,700.91	\$ 19,827.79	0.64%	\$ 2,999.15
MGS-S Customer 6764	3.40%	\$ 10,059.95	\$ 10,187.25	1.27%	\$ 38,539.03	\$ 38,666.33	0.33%	\$ 3,870.82
MGS-S Customer 6765	1.44%	\$ 3,607.07	\$ 3,630.24	0.64%	\$ 11,754.98	\$ 11,778.15	0.20%	\$ 1,630.72
MGS-S Customer 6766	2.62%	\$ 5,447.04	\$ 5,508.78	1.13%	\$ 12,357.71	\$ 12,419.45	0.50%	\$ 2,415.40
MGS-S Customer 6767	3.91%	\$ 14,541.21	\$ 14,744.95	1.40%	\$ 45,380.97	\$ 45,584.71	0.45%	\$ 5,418.49
MGS-S Customer 6768	3.95%	\$ 4,360.98	\$ 4,439.11	1.79%	\$ 9,878.54	\$ 9,956.67	0.79%	\$ 2,053.85
MGS-S Customer 6769	4.24%	\$ 2,851.10	\$ 2,913.28	2.18%	\$ 8,207.78	\$ 8,269.96	0.76%	\$ 1,530.10
MGS-S Customer 6770	4.17%	\$ 11,321.30	\$ 11,496.69	1.55%	\$ 30,738.35	\$ 30,913.74	0.57%	\$ 4,380.86
MGS-S Customer 6771	3.78%	\$ 4,323.61	\$ 4,397.48	1.71%	\$ 11,786.63	\$ 11,860.50	0.63%	\$ 2,026.30
MGS-S Customer 6772	3.56%	\$ 9,647.61	\$ 9,777.54	1.35%	\$ 31,238.87	\$ 31,368.80	0.42%	\$ 3,777.55
MGS-S Customer 6773	4.43%	\$ 21,943.53	\$ 22,275.74	1.51%	\$ 76,401.59	\$ 76,733.80	0.43%	\$ 7,836.59
MGS-S Customer 6774	2.81%	\$ 17,100.68	\$ 17,276.19	1.03%	\$ 63,235.78	\$ 63,411.29	0.28%	\$ 6,418.18
MGS-S Customer 6775	4.05%	\$ 4,302.82	\$ 4,380.38	1.80%	\$ 15,789.40	\$ 15,866.96	0.49%	\$ 1,991.60
MGS-S Customer 6776	2.97%	\$ 6,035.08	\$ 6,110.15	1.24%	\$ 15,587.52	\$ 15,662.59	0.48%	\$ 2,602.80
MGS-S Customer 6777	5.36%	\$ 8,728.83	\$ 8,908.56	2.06%	\$ 21,960.56	\$ 22,140.29	0.82%	\$ 3,530.24
MGS-S Customer 6778	3.54%	\$ 9,309.71	\$ 9,433.53	1.33%	\$ 35,882.87	\$ 36,006.69	0.35%	\$ 3,624.42
MGS-S Customer 6779	3.61%	\$ 7,230.04	\$ 7,334.14	1.44%	\$ 22,079.75	\$ 22,183.85	0.47%	\$ 2,984.54
MGS-S Customer 6780	5.60%	\$ 1,976.91	\$ 2,043.32	3.36%	\$ 3,965.10	\$ 4,031.51	1.67%	\$ 1,252.92
MGS-S Customer 6781	3.77%	\$ 5,089.72	\$ 5,167.69	1.53%	\$ 14,697.01	\$ 14,774.98	0.53%	\$ 2,144.55
MGS-S Customer 6782	3.90%	\$ 8,447.82	\$ 8,574.10	1.49%	\$ 29,746.57	\$ 29,872.85	0.42%	\$ 3,364.52
MGS-S Customer 6783	5.10%	\$ 9,665.39	\$ 9,852.67	1.94%	\$ 21,896.17	\$ 22,083.45	0.86%	\$ 3,862.36
MGS-S Customer 6784	4.06%	\$ 3,361.20	\$ 3,427.37	1.97%	\$ 10,480.28	\$ 10,546.45	0.63%	\$ 1,694.71
MGS-S Customer 6785	1.06%	\$ 5,056.42	\$ 5,078.85	0.44%	\$ 12,387.92	\$ 12,410.35	0.18%	\$ 2,136.75
MGS-S Customer 6786	1.84%	\$ 4,005.13	\$ 4,037.36	0.80%	\$ 9,729.28	\$ 9,761.51	0.33%	\$ 1,787.25
MGS-S Customer 6787	3.85%	\$ 12,007.59	\$ 12,174.43	1.39%	\$ 47,077.39	\$ 47,244.23	0.35%	\$ 4,505.67
MGS-S Customer 6788	3.99%	\$ 5,091.46	\$ 5,177.25	1.68%	\$ 21,028.50	\$ 21,114.29	0.41%	\$ 2,234.39
MGS-S Customer 6789	4.19%	\$ 3,381.01	\$ 3,444.07	1.87%	\$ 10,375.20	\$ 10,438.26	0.61%	\$ 1,569.65
MGS-S Customer 6790	4.33%	\$ 3,971.64	\$ 4,050.15	1.98%	\$ 13,384.45	\$ 13,462.96	0.59%	\$ 1,892.07
MGS-S Customer 6791	4.77%	\$ 1,579.72	\$ 1,630.38	3.21%	\$ 3,393.31	\$ 3,443.97	1.49%	\$ 1,113.51
MGS-S Customer 6792	3.40%	\$ 12,086.46	\$ 12,251.08	1.36%	\$ 18,448.66	\$ 18,613.28	0.89%	\$ 5,004.40
MGS-S Customer 6793	3.96%	\$ 6,402.39	\$ 6,505.84	1.62%	\$ 18,624.15	\$ 18,727.60	0.56%	\$ 2,717.13
MGS-S Customer 6794	3.53%	\$ 24,392.50	\$ 24,688.36	1.21%	\$ 78,635.75	\$ 78,931.61	0.38%	\$ 8,675.63
MGS-S Customer 6795	2.71%	\$ 11,492.55	\$ 11,605.40	0.98%	\$ 32,841.57	\$ 32,954.42	0.34%	\$ 4,280.41
MGS-S Customer 6796	4.60%	\$ 33,337.02	\$ 33,841.41	1.51%	\$ 134,391.81	\$ 134,896.20	0.38%	\$ 11,480.64
MGS-S Customer 6797	3.35%	\$ 15,005.97	\$ 15,188.49	1.22%	\$ 38,704.25	\$ 38,886.77	0.47%	\$ 5,624.56

Customer	Distribution % Difference	Delivery 8/24 Prices	Delivery 1/25 Prices	Delivery % Difference	Bundled 8/24 Prices	Bundled 1/25 Prices	Bundled % Difference	Distribution 1/25 Prices
MGS-S Customer 6798	4.41%	\$ 13,389.39	\$ 13,602.40	1.59%	\$ 44,725.06	\$ 44,938.07	0.48%	\$ 5,037.92
MGS-S Customer 6799	4.17%	\$ 7,501.42	\$ 7,626.89	1.67%	\$ 15,452.23	\$ 15,577.70	0.81%	\$ 3,131.58
MGS-S Customer 6800	3.76%	\$ 3,911.38	\$ 3,980.07	1.76%	\$ 9,497.39	\$ 9,566.08	0.72%	\$ 1,896.03
MGS-S Customer 6801	3.43%	\$ 9,391.61	\$ 9,514.02	1.30%	\$ 29,995.63	\$ 30,118.04	0.41%	\$ 3,694.44
MGS-S Customer 6802	4.54%	\$ 2,470.29	\$ 2,531.61	2.48%	\$ 5,875.35	\$ 5,936.67	1.04%	\$ 1,412.17
MGS-S Customer 6803	3.80%	\$ 3,745.56	\$ 3,807.69	1.66%	\$ 10,772.09	\$ 10,834.22	0.58%	\$ 1,695.09
MGS-S Customer 6804	3.67%	\$ 5,100.34	\$ 5,184.11	1.64%	\$ 11,188.31	\$ 11,272.08	0.75%	\$ 2,366.67
MGS-S Customer 6805	3.56%	\$ 3,620.87	\$ 3,682.88	1.71%	\$ 8,095.89	\$ 8,157.90	0.77%	\$ 1,802.07
MGS-S Customer 6806	3.50%	\$ 4,121.54	\$ 4,188.37	1.62%	\$ 8,911.47	\$ 8,978.30	0.75%	\$ 1,973.79
MGS-S Customer 6807	3.78%	\$ 4,144.71	\$ 4,217.06	1.75%	\$ 8,649.10	\$ 8,721.45	0.84%	\$ 1,985.03
MGS-S Customer 6808	3.89%	\$ 4,419.40	\$ 4,496.62	1.75%	\$ 11,861.05	\$ 11,938.27	0.65%	\$ 2,060.27
MGS-S Customer 6809	3.87%	\$ 2,968.32	\$ 3,027.24	1.98%	\$ 6,940.24	\$ 6,999.16	0.85%	\$ 1,579.61
MGS-S Customer 6810	3.89%	\$ 5,132.14	\$ 5,218.26	1.68%	\$ 13,820.75	\$ 13,906.87	0.62%	\$ 2,299.56
MGS-S Customer 6811	3.87%	\$ 6,706.57	\$ 6,814.00	1.60%	\$ 16,638.37	\$ 16,745.80	0.65%	\$ 2,884.85
MGS-S Customer 6812	2.84%	\$ 3,903.33	\$ 3,956.02	1.35%	\$ 7,322.10	\$ 7,374.79	0.72%	\$ 1,904.97
MGS-S Customer 6813	3.89%	\$ 3,508.05	\$ 3,568.85	1.73%	\$ 9,071.09	\$ 9,131.89	0.67%	\$ 1,623.09
MGS-S Customer 6814	3.84%	\$ 4,083.86	\$ 4,156.83	1.79%	\$ 7,539.19	\$ 7,612.16	0.97%	\$ 1,971.55
MGS-S Customer 6815	4.10%	\$ 5,606.93	\$ 5,702.07	1.70%	\$ 21,236.60	\$ 21,331.74	0.45%	\$ 2,416.61
MGS-S Customer 6816	6.10%	\$ 6,597.02	\$ 6,755.38	2.40%	\$ 25,007.18	\$ 25,165.54	0.63%	\$ 2,754.21
MGS-S Customer 6817	4.49%	\$ 7,605.35	\$ 7,739.63	1.77%	\$ 21,819.75	\$ 21,954.03	0.62%	\$ 3,125.31
MGS-S Customer 6818	4.62%	\$ 8,948.94	\$ 9,107.40	1.77%	\$ 23,757.51	\$ 23,915.97	0.67%	\$ 3,590.42
MGS-S Customer 6819	3.19%	\$ 6,440.96	\$ 6,526.00	1.32%	\$ 15,424.60	\$ 15,509.64	0.55%	\$ 2,749.17
MGS-S Customer 6820	4.15%	\$ 3,726.20	\$ 3,799.10	1.96%	\$ 9,510.80	\$ 9,583.70	0.77%	\$ 1,831.63
MGS-S Customer 6821	3.33%	\$ 4,979.57	\$ 5,051.82	1.45%	\$ 13,625.22	\$ 13,697.47	0.53%	\$ 2,244.11
MGS-S Customer 6822	3.22%	\$ 5,930.99	\$ 6,010.99	1.35%	\$ 15,757.67	\$ 15,837.67	0.51%	\$ 2,566.02
MGS-S Customer 6823	3.81%	\$ 3,948.38	\$ 4,018.29	1.77%	\$ 9,969.05	\$ 10,038.96	0.70%	\$ 1,906.02
MGS-S Customer 6824	3.35%	\$ 8,838.90	\$ 8,956.65	1.33%	\$ 10,283.19	\$ 10,400.94	1.15%	\$ 3,637.52
MGS-S Customer 6825	3.84%	\$ 5,411.59	\$ 5,501.23	1.66%	\$ 10,544.31	\$ 10,633.95	0.85%	\$ 2,421.88
MGS-S Customer 6826	3.94%	\$ 11,465.65	\$ 11,632.53	1.46%	\$ 34,501.21	\$ 34,668.09	0.48%	\$ 4,403.32
MGS-S Customer 6827	2.56%	\$ 14,134.27	\$ 14,268.35	0.95%	\$ 57,508.76	\$ 57,642.84	0.23%	\$ 5,373.39
MGS-S Customer 6828	3.93%	\$ 4,323.06	\$ 4,399.88	1.78%	\$ 10,813.24	\$ 10,890.06	0.71%	\$ 2,033.62
MGS-S Customer 6829	3.42%	\$ 8,467.73	\$ 8,579.93	1.33%	\$ 26,128.32	\$ 26,240.52	0.43%	\$ 3,393.90
MGS-S Customer 6830	3.84%	\$ 5,441.14	\$ 5,529.45	1.62%	\$ 16,440.62	\$ 16,528.93	0.54%	\$ 2,390.47
MGS-S Customer 6831	3.74%	\$ 4,503.61	\$ 4,578.93	1.67%	\$ 11,882.99	\$ 11,958.31	0.63%	\$ 2,089.36
MGS-S Customer 6832	3.97%	\$ 4,278.79	\$ 4,349.35	1.65%	\$ 16,187.69	\$ 16,258.25	0.44%	\$ 1,846.69
MGS-S Customer 6833	3.71%	\$ 6,818.14	\$ 6,914.81	1.42%	\$ 22,732.44	\$ 22,829.11	0.43%	\$ 2,701.08
MGS-S Customer 6834	3.91%	\$ 5,709.48	\$ 5,803.14	1.64%	\$ 15,707.44	\$ 15,801.10	0.60%	\$ 2,491.36
MGS-S Customer 6835	2.38%	\$ 2,906.08	\$ 2,939.21	1.14%	\$ 6,507.67	\$ 6,540.80	0.51%	\$ 1,422.91
MGS-S Customer 6836	1.61%	\$ 4,019.86	\$ 4,048.35	0.71%	\$ 8,119.64	\$ 8,148.13	0.35%	\$ 1,802.95
MGS-S Customer 6837	1.36%	\$ 4,156.45	\$ 4,181.17	0.59%	\$ 9,179.48	\$ 9,204.20	0.27%	\$ 1,842.77

Customer	Distribution % Difference	Delivery 8/24 Prices	Delivery 1/25 Prices	Delivery % Difference	Bundled 8/24 Prices	Bundled 1/25 Prices	Bundled % Difference	Distribution 1/25 Prices
MGS-S Customer 6838	1.35%	\$ 4,314.39	\$ 4,339.64	0.59%	\$ 9,090.61	\$ 9,115.86	0.28%	\$ 1,899.16
MGS-S Customer 6839	4.33%	\$ 4,524.86	\$ 4,611.76	1.92%	\$ 12,733.56	\$ 12,820.46	0.68%	\$ 2,093.43
MGS-S Customer 6840	5.37%	\$ 1,239.67	\$ 1,290.89	4.13%	\$ 1,693.64	\$ 1,744.86	3.02%	\$ 1,005.79
MGS-S Customer 6841	3.80%	\$ 5,950.01	\$ 6,044.16	1.58%	\$ 16,746.44	\$ 16,840.59	0.56%	\$ 2,568.90
MGS-S Customer 6842	2.30%	\$ 9,085.76	\$ 9,170.44	0.93%	\$ 26,207.03	\$ 26,291.71	0.32%	\$ 3,758.92
MGS-S Customer 6843	4.38%	\$ 4,552.07	\$ 4,639.92	1.93%	\$ 13,964.77	\$ 14,052.62	0.63%	\$ 2,094.56
MGS-S Customer 6844	3.86%	\$ 6,622.66	\$ 6,727.28	1.58%	\$ 16,060.27	\$ 16,164.89	0.65%	\$ 2,813.06
MGS-S Customer 6845	3.90%	\$ 3,581.16	\$ 3,647.77	1.86%	\$ 10,133.38	\$ 10,199.99	0.66%	\$ 1,774.75
MGS-S Customer 6846	4.20%	\$ 8,161.05	\$ 8,292.06	1.61%	\$ 31,248.14	\$ 31,379.15	0.42%	\$ 3,253.96
MGS-S Customer 6847	3.96%	\$ 18,315.07	\$ 18,564.68	1.36%	\$ 75,117.82	\$ 75,367.43	0.33%	\$ 6,548.86
MGS-S Customer 6848	2.18%	\$ 3,319.21	\$ 3,352.72	1.01%	\$ 6,619.14	\$ 6,652.65	0.51%	\$ 1,567.77
MGS-S Customer 6849	3.56%	\$ 4,949.43	\$ 5,025.77	1.54%	\$ 15,278.87	\$ 15,355.21	0.50%	\$ 2,222.75
MGS-S Customer 6850	4.19%	\$ 15,538.86	\$ 15,770.84	1.49%	\$ 46,801.40	\$ 47,033.38	0.50%	\$ 5,766.26
MGS-S Customer 6851	3.51%	\$ 8,575.27	\$ 8,687.18	1.31%	\$ 26,665.49	\$ 26,777.40	0.42%	\$ 3,295.85
MGS-S Customer 6852	2.97%	\$ 10,759.63	\$ 10,879.88	1.12%	\$ 31,359.08	\$ 31,479.33	0.38%	\$ 4,166.35
MGS-S Customer 6853	4.43%	\$ 4,866.11	\$ 4,955.23	1.83%	\$ 9,722.20	\$ 9,811.32	0.92%	\$ 2,103.29
MGS-S Customer 6854	3.66%	\$ 8,151.92	\$ 8,267.83	1.42%	\$ 26,187.30	\$ 26,303.21	0.44%	\$ 3,283.04
MGS-S Customer 6855	3.03%	\$ 6,372.06	\$ 6,447.69	1.19%	\$ 18,273.31	\$ 18,348.94	0.41%	\$ 2,570.65
MGS-S Customer 6856	5.47%	\$ 1,205.55	\$ 1,250.06	3.69%	\$ 1,997.28	\$ 2,041.79	2.23%	\$ 858.06
MGS-S Customer 6857	3.14%	\$ 13,890.62	\$ 14,048.54	1.14%	\$ 45,089.17	\$ 45,247.09	0.35%	\$ 5,181.15
MGS-S Customer 6858	4.13%	\$ 7,886.97	\$ 8,016.78	1.65%	\$ 14,353.49	\$ 14,483.30	0.90%	\$ 3,276.13
MGS-S Customer 6859	3.96%	\$ 4,356.36	\$ 4,428.81	1.66%	\$ 12,604.48	\$ 12,676.93	0.57%	\$ 1,899.68
MGS-S Customer 6860	4.47%	\$ 10,446.37	\$ 10,620.66	1.67%	\$ 30,990.98	\$ 31,165.27	0.56%	\$ 4,070.57
MGS-S Customer 6861	3.36%	\$ 17,761.80	\$ 17,969.86	1.17%	\$ 68,220.64	\$ 68,428.70	0.30%	\$ 6,393.29
MGS-S Customer 6862	3.77%	\$ 5,869.95	\$ 5,957.72	1.50%	\$ 15,727.82	\$ 15,815.59	0.56%	\$ 2,414.37
MGS-S Customer 6863	3.58%	\$ 17,144.57	\$ 17,359.94	1.26%	\$ 59,458.69	\$ 59,674.06	0.36%	\$ 6,239.16
MGS-S Customer 6864	4.27%	\$ 5,264.42	\$ 5,360.45	1.82%	\$ 14,629.36	\$ 14,725.39	0.66%	\$ 2,342.68
MGS-S Customer 6865	3.08%	\$ 28,384.19	\$ 28,677.32	1.03%	\$ 125,389.47	\$ 125,682.60	0.23%	\$ 9,798.16
MGS-S Customer 6866	3.87%	\$ 5,010.36	\$ 5,089.51	1.58%	\$ 13,889.10	\$ 13,968.25	0.57%	\$ 2,122.54
MGS-S Customer 6867	3.94%	\$ 6,371.28	\$ 6,476.39	1.65%	\$ 8,974.78	\$ 9,079.89	1.17%	\$ 2,774.51
MGS-S Customer 6868	4.10%	\$ 6,097.54	\$ 6,191.44	1.54%	\$ 31,656.61	\$ 31,750.51	0.30%	\$ 2,383.71
MGS-S Customer 6869	5.56%	\$ 9,663.20	\$ 9,868.90	2.13%	\$ 15,810.59	\$ 16,016.29	1.30%	\$ 3,908.54
MGS-S Customer 6870	3.67%	\$ 24,830.32	\$ 25,139.13	1.24%	\$ 94,965.36	\$ 95,274.17	0.33%	\$ 8,717.74
MGS-S Customer 6871	2.91%	\$ 10,156.79	\$ 10,270.23	1.12%	\$ 23,265.12	\$ 23,378.56	0.49%	\$ 4,009.45
MGS-S Customer 6872	3.63%	\$ 7,141.14	\$ 7,246.11	1.47%	\$ 15,802.33	\$ 15,907.30	0.66%	\$ 2,997.63
MGS-S Customer 6873	3.05%	\$ 12,152.66	\$ 12,288.31	1.12%	\$ 43,232.38	\$ 43,368.03	0.31%	\$ 4,576.95
MGS-S Customer 6874	3.84%	\$ 7,448.75	\$ 7,561.30	1.51%	\$ 25,129.22	\$ 25,241.77	0.45%	\$ 3,041.99
MGS-S Customer 6875	3.15%	\$ 9,166.32	\$ 9,272.48	1.16%	\$ 31,031.82	\$ 31,137.98	0.34%	\$ 3,472.07
MGS-S Customer 6876	3.23%	\$ 3,171.42	\$ 3,223.17	1.63%	\$ 6,224.55	\$ 6,276.30	0.83%	\$ 1,654.62
MGS-S Customer 6877	4.52%	\$ 8,990.58	\$ 9,146.32	1.73%	\$ 24,740.68	\$ 24,896.42	0.63%	\$ 3,597.56

Internal Use

Customer	Distribution % Difference	Delivery 8/24 Prices	Delivery 1/25 Prices	Delivery % Difference	Bundled 8/24 Prices	Bundled 1/25 Prices	Bundled % Difference	Distribution 1/25 Prices
MGS-S Customer 6878	3.01%	\$ 6,247.43	\$ 6,321.43	1.18%	\$ 17,280.73	\$ 17,354.73	0.43%	\$ 2,533.37
MGS-S Customer 6879	6.15%	\$ 8,865.35	\$ 9,068.83	2.30%	\$ 31,846.06	\$ 32,049.54	0.64%	\$ 3,513.99
MGS-S Customer 6880	4.32%	\$ 31,055.75	\$ 31,509.83	1.46%	\$ 92,003.99	\$ 92,458.07	0.49%	\$ 10,964.28
MGS-S Customer 6881	3.81%	\$ 13,523.29	\$ 13,712.69	1.40%	\$ 31,325.57	\$ 31,514.97	0.60%	\$ 5,155.67
MGS-S Customer 6882	4.99%	\$ 8,925.78	\$ 9,097.30	1.92%	\$ 20,105.34	\$ 20,276.86	0.85%	\$ 3,610.88
MGS-S Customer 6883	4.23%	\$ 2,962.46	\$ 3,020.60	1.96%	\$ 8,594.06	\$ 8,652.20	0.68%	\$ 1,433.63
MGS-S Customer 6884	4.50%	\$ 61,142.18	\$ 62,059.87	1.50%	\$ 144,783.18	\$ 145,700.87	0.63%	\$ 21,316.58
MGS-S Customer 6885	4.66%	\$ 6,437.37	\$ 6,560.85	1.92%	\$ 12,687.14	\$ 12,810.62	0.97%	\$ 2,775.72
MGS-S Customer 6886	4.65%	\$ 6,736.27	\$ 6,861.43	1.86%	\$ 21,743.89	\$ 21,869.05	0.58%	\$ 2,817.61
MGS-S Customer 6887	3.95%	\$ 4,349.83	\$ 4,427.58	1.79%	\$ 10,602.34	\$ 10,680.09	0.73%	\$ 2,044.74
MGS-S Customer 6888	4.10%	\$ 5,543.70	\$ 5,636.43	1.67%	\$ 27,218.49	\$ 27,311.22	0.34%	\$ 2,351.66
MGS-S Customer 6889	4.16%	\$ 6,505.10	\$ 6,611.06	1.63%	\$ 32,945.60	\$ 33,051.56	0.32%	\$ 2,652.99
MGS-S Customer 6890	4.26%	\$ 7,951.61	\$ 8,083.96	1.66%	\$ 22,615.98	\$ 22,748.33	0.59%	\$ 3,241.27
MGS-S Customer 6891	5.51%	\$ 1,634.15	\$ 1,693.86	3.65%	\$ 2,100.35	\$ 2,160.06	2.84%	\$ 1,143.80
MGS-S Customer 6892	4.61%	\$ 11,836.96	\$ 12,040.13	1.72%	\$ 24,556.79	\$ 24,759.96	0.83%	\$ 4,612.26
MGS-S Customer 6893	4.23%	\$ 6,634.90	\$ 6,745.27	1.66%	\$ 29,816.71	\$ 29,927.08	0.37%	\$ 2,721.75
MGS-S Customer 6894	3.96%	\$ 3,840.85	\$ 3,905.42	1.68%	\$ 15,834.99	\$ 15,899.56	0.41%	\$ 1,693.55
MGS-S Customer 6895	3.42%	\$ 7,247.16	\$ 7,347.20	1.38%	\$ 17,270.37	\$ 17,370.41	0.58%	\$ 3,023.55
MGS-S Customer 6896	5.06%	\$ 6,447.39	\$ 6,581.82	2.09%	\$ 11,566.40	\$ 11,700.83	1.16%	\$ 2,789.57
MGS-S Customer 6897	4.28%	\$ 7,191.43	\$ 7,314.67	1.71%	\$ 18,078.36	\$ 18,201.60	0.68%	\$ 3,003.37
MGS-S Customer 6898	3.83%	\$ 6,425.99	\$ 6,519.61	1.46%	\$ 25,997.64	\$ 26,091.26	0.36%	\$ 2,539.24
MGS-S Customer 6899	3.65%	\$ 9,720.97	\$ 9,854.75	1.38%	\$ 32,171.50	\$ 32,305.28	0.42%	\$ 3,797.68
MGS-S Customer 6900	3.66%	\$ 8,491.27	\$ 8,610.62	1.41%	\$ 28,894.19	\$ 29,013.54	0.41%	\$ 3,384.30
MGS-S Customer 6901	3.58%	\$ 5,246.40	\$ 5,321.45	1.43%	\$ 18,176.93	\$ 18,251.98	0.41%	\$ 2,174.60
MGS-S Customer 6902	1.12%	\$ 35,790.61	\$ 35,953.16	0.45%	\$ 64,996.40	\$ 65,158.95	0.25%	\$ 14,648.17
MGS-S Customer 6903	2.04%	\$ 3,722.21	\$ 3,756.29	0.92%	\$ 7,438.06	\$ 7,472.14	0.46%	\$ 1,704.12
MGS-S Customer 6904	3.52%	\$ 8,792.27	\$ 8,911.55	1.36%	\$ 26,910.72	\$ 27,030.00	0.44%	\$ 3,504.31
MGS-S Customer 6905	3.76%	\$ 4,993.57	\$ 5,074.88	1.63%	\$ 14,752.94	\$ 14,834.25	0.55%	\$ 2,243.11
MGS-S Customer 6906	4.49%	\$ 3,372.21	\$ 3,445.68	2.18%	\$ 9,304.44	\$ 9,377.91	0.79%	\$ 1,708.49
MGS-S Customer 6907	4.13%	\$ 4,339.98	\$ 4,420.91	1.86%	\$ 10,580.26	\$ 10,661.19	0.76%	\$ 2,042.13
MGS-S Customer 6908	3.83%	\$ 8,460.51	\$ 8,586.08	1.48%	\$ 24,448.28	\$ 24,573.85	0.51%	\$ 3,406.16
MGS-S Customer 6909	3.67%	\$ 11,200.64	\$ 11,352.70	1.36%	\$ 36,238.09	\$ 36,390.15	0.42%	\$ 4,294.43
MGS-S Customer 6910	4.64%	\$ 6,460.07	\$ 6,582.74	1.90%	\$ 15,433.65	\$ 15,556.32	0.79%	\$ 2,764.19
MGS-S Customer 6911	3.86%	\$ 6,545.23	\$ 6,648.49	1.58%	\$ 17,081.60	\$ 17,184.86	0.60%	\$ 2,778.28
MGS-S Customer 6912	3.34%	\$ 6,500.14	\$ 6,583.97	1.29%	\$ 21,131.83	\$ 21,215.66	0.40%	\$ 2,597.46
MGS-S Customer 6913	3.35%	\$ 10,667.85	\$ 10,801.12	1.25%	\$ 35,577.33	\$ 35,710.60	0.37%	\$ 4,107.19
MGS-S Customer 6914	3.59%	\$ 10,736.11	\$ 10,882.28	1.36%	\$ 23,579.35	\$ 23,725.52	0.62%	\$ 4,218.62
MGS-S Customer 6915	4.14%	\$ 5,867.78	\$ 5,968.17	1.71%	\$ 19,066.03	\$ 19,166.42	0.53%	\$ 2,524.97
MGS-S Customer 6916	4.85%	\$ 1,532.32	\$ 1,583.05	3.31%	\$ 3,308.89	\$ 3,359.62	1.53%	\$ 1,097.42
MGS-S Customer 6917	3.70%	\$ 5,473.71	\$ 5,560.48	1.59%	\$ 11,718.11	\$ 11,804.88	0.74%	\$ 2,434.86

Internal Use

Customer	Distribution % Difference	Delivery 8/24 Prices	Delivery 1/25 Prices	Delivery % Difference	Bundled 8/24 Prices	Bundled 1/25 Prices	Bundled % Difference	Distribution 1/25 Prices
MGS-S Customer 6918	3.82%	\$ 5,408.98	\$ 5,497.14	1.63%	\$ 13,820.61	\$ 13,908.77	0.64%	\$ 2,397.56
MGS-S Customer 6919	3.66%	\$ 5,318.64	\$ 5,396.36	1.46%	\$ 18,166.68	\$ 18,244.40	0.43%	\$ 2,200.71
MGS-S Customer 6920	3.70%	\$ 6,066.40	\$ 6,158.08	1.51%	\$ 22,771.63	\$ 22,863.31	0.40%	\$ 2,566.92
MGS-S Customer 6921	4.55%	\$ 2,191.92	\$ 2,249.27	2.62%	\$ 5,392.79	\$ 5,450.14	1.06%	\$ 1,316.61
MGS-S Customer 6922	3.69%	\$ 3,111.72	\$ 3,164.87	1.71%	\$ 7,625.71	\$ 7,678.86	0.70%	\$ 1,491.94
MGS-S Customer 6923	3.80%	\$ 6,162.02	\$ 6,258.04	1.56%	\$ 19,887.37	\$ 19,983.39	0.48%	\$ 2,621.89
MGS-S Customer 6924	5.89%	\$ 3,649.92	\$ 3,745.25	2.61%	\$ 4,274.14	\$ 4,369.47	2.23%	\$ 1,714.54
MGS-S Customer 6925	4.46%	\$ 10,296.92	\$ 10,469.17	1.67%	\$ 28,702.51	\$ 28,874.76	0.60%	\$ 4,033.58
MGS-S Customer 6926	4.32%	\$ 7,260.10	\$ 7,384.44	1.71%	\$ 21,430.62	\$ 21,554.96	0.58%	\$ 3,004.20
MGS-S Customer 6927	3.22%	\$ 20,991.75	\$ 21,222.38	1.10%	\$ 88,658.69	\$ 88,889.32	0.26%	\$ 7,392.35
MGS-S Customer 6928	3.13%	\$ 25,721.59	\$ 25,993.00	1.06%	\$ 106,675.11	\$ 106,946.52	0.25%	\$ 8,940.98
MGS-S Customer 6929	4.43%	\$ 3,278.36	\$ 3,348.75	2.15%	\$ 11,363.66	\$ 11,434.05	0.62%	\$ 1,660.23
MGS-S Customer 6930	5.39%	\$ 1,300.23	\$ 1,352.55	4.02%	\$ 2,226.57	\$ 2,278.89	2.35%	\$ 1,023.62
MGS-S Customer 6931	3.18%	\$ 20,182.19	\$ 20,400.71	1.08%	\$ 89,334.56	\$ 89,553.08	0.24%	\$ 7,099.67
MGS-S Customer 6932	2.32%	\$ 20,321.68	\$ 20,493.09	0.84%	\$ 31,565.22	\$ 31,736.63	0.54%	\$ 7,545.28
MGS-S Customer 6933	5.44%	\$ 1,815.48	\$ 1,869.62	2.98%	\$ 5,558.76	\$ 5,612.90	0.97%	\$ 1,050.01
MGS-S Customer 6934	4.99%	\$ 16,286.22	\$ 16,573.37	1.76%	\$ 46,031.34	\$ 46,318.49	0.62%	\$ 6,047.26
MGS-S Customer 6935	3.69%	\$ 5,067.45	\$ 5,148.80	1.61%	\$ 12,805.39	\$ 12,886.74	0.64%	\$ 2,282.86
MGS-S Customer 6936	3.59%	\$ 3,935.68	\$ 4,002.04	1.69%	\$ 8,286.84	\$ 8,353.20	0.80%	\$ 1,912.61
MGS-S Customer 6937	4.38%	\$ 16,738.35	\$ 16,996.65	1.54%	\$ 53,115.33	\$ 53,373.63	0.49%	\$ 6,150.25
MGS-S Customer 6938	5.29%	\$ 10,558.94	\$ 10,767.25	1.97%	\$ 27,405.98	\$ 27,614.29	0.76%	\$ 4,143.04
MGS-S Customer 6939	3.27%	\$ 26,572.70	\$ 26,866.04	1.10%	\$ 104,994.14	\$ 105,287.48	0.28%	\$ 9,257.56
MGS-S Customer 6940	3.57%	\$ 3,507.20	\$ 3,562.57	1.58%	\$ 11,310.95	\$ 11,366.32	0.49%	\$ 1,605.81
MGS-S Customer 6941	4.00%	\$ 3,732.46	\$ 3,797.19	1.73%	\$ 11,887.80	\$ 11,952.53	0.54%	\$ 1,683.19
MGS-S Customer 6942	3.98%	\$ 3,604.34	\$ 3,667.36	1.75%	\$ 10,600.70	\$ 10,663.72	0.59%	\$ 1,646.74
MGS-S Customer 6943	3.63%	\$ 7,606.86	\$ 7,714.14	1.41%	\$ 29,853.77	\$ 29,961.05	0.36%	\$ 3,063.25
MGS-S Customer 6944	3.70%	\$ 3,681.60	\$ 3,741.33	1.62%	\$ 10,594.55	\$ 10,654.28	0.56%	\$ 1,673.27
MGS-S Customer 6945	5.26%	\$ 6,993.33	\$ 7,133.97	2.01%	\$ 17,167.37	\$ 17,308.01	0.82%	\$ 2,811.77
MGS-S Customer 6946	4.28%	\$ 6,076.58	\$ 6,183.59	1.76%	\$ 17,958.17	\$ 18,065.18	0.60%	\$ 2,607.82
MGS-S Customer 6947	4.44%	\$ 5,113.04	\$ 5,209.87	1.89%	\$ 16,511.98	\$ 16,608.81	0.59%	\$ 2,276.26
MGS-S Customer 6948	2.34%	\$ 9,872.43	\$ 9,960.53	0.89%	\$ 30,778.11	\$ 30,866.21	0.29%	\$ 3,850.71
MGS-S Customer 6949	3.71%	\$ 4,615.66	\$ 4,691.60	1.65%	\$ 12,703.93	\$ 12,779.87	0.60%	\$ 2,123.20
MGS-S Customer 6950	3.81%	\$ 7,838.35	\$ 7,949.16	1.41%	\$ 28,824.36	\$ 28,935.17	0.38%	\$ 3,020.76
MGS-S Customer 6951	4.21%	\$ 4,178.74	\$ 4,254.16	1.80%	\$ 8,751.69	\$ 8,827.11	0.86%	\$ 1,864.90
MGS-S Customer 6952	3.19%	\$ 3,052.93	\$ 3,098.19	1.48%	\$ 8,544.10	\$ 8,589.36	0.53%	\$ 1,463.00
MGS-S Customer 6953	4.66%	\$ 3,348.82	\$ 3,419.21	2.10%	\$ 7,333.54	\$ 7,403.93	0.96%	\$ 1,581.36
MGS-S Customer 6954	3.52%	\$ 4,451.30	\$ 4,517.29	1.48%	\$ 11,617.92	\$ 11,683.91	0.57%	\$ 1,938.65
MGS-S Customer 6955	3.03%	\$ 12,076.80	\$ 12,211.79	1.12%	\$ 37,918.67	\$ 38,053.66	0.36%	\$ 4,587.50
MGS-S Customer 6956	3.96%	\$ 5,638.00	\$ 5,732.81	1.68%	\$ 12,753.88	\$ 12,848.69	0.74%	\$ 2,487.24
MGS-S Customer 6957	3.16%	\$ 7,111.29	\$ 7,201.62	1.27%	\$ 20,365.88	\$ 20,456.21	0.44%	\$ 2,951.71

Customer	Distribution % Difference	Delivery 8/24 Prices	Delivery 1/25 Prices	Delivery % Difference	Bundled 8/24 Prices	Bundled 1/25 Prices	Bundled % Difference	Distribution 1/25 Prices
MGS-S Customer 6958	4.74%	\$ 10,055.26	\$ 10,236.43	1.80%	\$ 20,928.59	\$ 21,109.76	0.87%	\$ 4,005.18
MGS-S Customer 6959	3.42%	\$ 7,754.49	\$ 7,859.47	1.35%	\$ 21,534.69	\$ 21,639.67	0.49%	\$ 3,173.36
MGS-S Customer 6960	4.33%	\$ 5,604.88	\$ 5,706.18	1.81%	\$ 17,968.89	\$ 18,070.19	0.56%	\$ 2,440.28
MGS-S Customer 6961	3.98%	\$ 32,697.20	\$ 33,137.69	1.35%	\$ 98,307.40	\$ 98,747.89	0.45%	\$ 11,509.05
MGS-S Customer 6962	1.85%	\$ 2,936.53	\$ 2,962.42	0.88%	\$ 7,300.60	\$ 7,326.49	0.35%	\$ 1,426.45
MGS-S Customer 6963	3.43%	\$ 8,596.73	\$ 8,711.19	1.33%	\$ 24,013.18	\$ 24,127.64	0.48%	\$ 3,454.75
MGS-S Customer 6964	4.04%	\$ 4,100.44	\$ 4,170.63	1.71%	\$ 12,882.63	\$ 12,952.82	0.54%	\$ 1,807.05
MGS-S Customer 6965	4.01%	\$ 5,194.51	\$ 5,282.88	1.70%	\$ 18,398.02	\$ 18,486.39	0.48%	\$ 2,289.80
MGS-S Customer 6966	5.16%	\$ 758.31	\$ 790.78	4.28%	\$ 7,065.66	\$ 7,098.13	0.46%	\$ 662.11
MGS-S Customer 6967	4.52%	\$ 7,788.04	\$ 7,920.43	1.70%	\$ 21,673.36	\$ 21,805.75	0.61%	\$ 3,058.20
MGS-S Customer 6968	2.72%	\$ 13,500.20	\$ 13,634.13	0.99%	\$ 42,239.80	\$ 42,373.73	0.32%	\$ 5,058.34
MGS-S Customer 6969	3.44%	\$ 5,699.02	\$ 5,781.95	1.46%	\$ 14,227.66	\$ 14,310.59	0.58%	\$ 2,495.72
MGS-S Customer 6970	3.58%	\$ 2,058.70	\$ 2,104.78	2.24%	\$ 5,578.02	\$ 5,624.10	0.83%	\$ 1,332.59
MGS-S Customer 6971	3.53%	\$ 4,613.79	\$ 4,685.59	1.56%	\$ 15,083.66	\$ 15,155.46	0.48%	\$ 2,104.86
MGS-S Customer 6972	4.78%	\$ 3,365.32	\$ 3,437.29	2.14%	\$ 8,752.05	\$ 8,824.02	0.82%	\$ 1,577.53
MGS-S Customer 6973	4.09%	\$ 6,090.42	\$ 6,185.10	1.55%	\$ 27,428.25	\$ 27,522.93	0.35%	\$ 2,411.16
MGS-S Customer 6974	3.92%	\$ 4,376.27	\$ 4,448.42	1.65%	\$ 11,994.80	\$ 12,066.95	0.60%	\$ 1,910.92
MGS-S Customer 6975	2.98%	\$ 15,219.90	\$ 15,381.22	1.06%	\$ 55,696.66	\$ 55,857.98	0.29%	\$ 5,575.54
MGS-S Customer 6976	2.07%	\$ 9,282.06	\$ 9,358.54	0.82%	\$ 11,368.17	\$ 11,444.65	0.67%	\$ 3,776.85
MGS-S Customer 6977	4.31%	\$ 2,320.10	\$ 2,370.43	2.17%	\$ 6,755.59	\$ 6,805.92	0.75%	\$ 1,218.53
MGS-S Customer 6978	5.06%	\$ 3,460.45	\$ 3,537.52	2.23%	\$ 10,630.15	\$ 10,707.22	0.73%	\$ 1,598.95
MGS-S Customer 6979	3.66%	\$ 6,282.36	\$ 6,376.50	1.50%	\$ 19,951.38	\$ 20,045.52	0.47%	\$ 2,663.42
MGS-S Customer 6980	3.70%	\$ 4,153.36	\$ 4,219.65	1.60%	\$ 8,392.54	\$ 8,458.83	0.79%	\$ 1,856.46
MGS-S Customer 6981	3.18%	\$ 12,902.93	\$ 13,050.82	1.15%	\$ 50,564.23	\$ 50,712.12	0.29%	\$ 4,792.36
MGS-S Customer 6982	3.78%	\$ 13,360.23	\$ 13,542.45	1.36%	\$ 44,714.18	\$ 44,896.40	0.41%	\$ 5,002.31
MGS-S Customer 6983	3.68%	\$ 3,625.25	\$ 3,688.96	1.76%	\$ 9,447.44	\$ 9,511.15	0.67%	\$ 1,794.47
MGS-S Customer 6984	3.81%	\$ 6,773.59	\$ 6,873.32	1.47%	\$ 17,890.64	\$ 17,990.37	0.56%	\$ 2,720.17
MGS-S Customer 6985	4.03%	\$ 5,282.97	\$ 5,373.46	1.71%	\$ 16,252.28	\$ 16,342.77	0.56%	\$ 2,336.55
MGS-S Customer 6986	3.64%	\$ 5,740.44	\$ 5,828.35	1.53%	\$ 15,162.74	\$ 15,250.65	0.58%	\$ 2,504.83
MGS-S Customer 6987	4.47%	\$ 5,300.38	\$ 5,401.18	1.90%	\$ 15,062.72	\$ 15,163.52	0.67%	\$ 2,353.35
MGS-S Customer 6988	4.20%	\$ 4,638.02	\$ 4,724.23	1.86%	\$ 11,852.63	\$ 11,938.84	0.73%	\$ 2,139.35
MGS-S Customer 6989	3.66%	\$ 11,888.90	\$ 12,048.72	1.34%	\$ 37,246.29	\$ 37,406.11	0.43%	\$ 4,531.55
MGS-S Customer 6990	4.60%	\$ 17,234.42	\$ 17,514.72	1.63%	\$ 47,098.37	\$ 47,378.67	0.60%	\$ 6,372.30
MGS-S Customer 6991	3.83%	\$ 5,006.12	\$ 5,089.41	1.66%	\$ 13,028.46	\$ 13,111.75	0.64%	\$ 2,260.12
MGS-S Customer 6992	3.99%	\$ 5,194.87	\$ 5,279.42	1.63%	\$ 11,803.19	\$ 11,887.74	0.72%	\$ 2,203.45
MGS-S Customer 6993	3.98%	\$ 5,402.16	\$ 5,487.45	1.58%	\$ 18,289.50	\$ 18,374.79	0.47%	\$ 2,230.96
MGS-S Customer 6994	4.59%	\$ 3,538.98	\$ 3,616.36	2.19%	\$ 9,923.01	\$ 10,000.39	0.78%	\$ 1,763.76
MGS-S Customer 6995	3.55%	\$ 5,832.80	\$ 5,914.22	1.40%	\$ 19,306.89	\$ 19,388.31	0.42%	\$ 2,374.66
MGS-S Customer 6996	3.26%	\$ 9,172.38	\$ 9,286.77	1.25%	\$ 28,094.44	\$ 28,208.83	0.41%	\$ 3,628.81
MGS-S Customer 6997	4.15%	\$ 7,840.47	\$ 7,962.00	1.55%	\$ 25,020.70	\$ 25,142.23	0.49%	\$ 3,050.68

Internal Use

Customer	Distribution % Difference	Delivery 8/24 Prices	Delivery 1/25 Prices	Delivery % Difference	Bundled 8/24 Prices	Bundled 1/25 Prices	Bundled % Difference	Distribution 1/25 Prices
MGS-S Customer 6998	3.58%	\$ 11,792.29	\$ 11,947.90	1.32%	\$ 37,103.98	\$ 37,259.59	0.42%	\$ 4,497.57
MGS-S Customer 6999	3.97%	\$ 4,201.45	\$ 4,277.30	1.81%	\$ 11,174.39	\$ 11,250.24	0.68%	\$ 1,988.01
MGS-S Customer 7000	4.00%	\$ 5,189.84	\$ 5,279.17	1.72%	\$ 13,423.57	\$ 13,512.90	0.67%	\$ 2,323.41
MGS-S Customer 7001	3.81%	\$ 4,306.10	\$ 4,381.23	1.74%	\$ 8,200.32	\$ 8,275.45	0.92%	\$ 2,045.67
MGS-S Customer 7002	3.56%	\$ 7,610.52	\$ 7,716.95	1.40%	\$ 25,075.26	\$ 25,181.69	0.42%	\$ 3,098.01
MGS-S Customer 7003	4.11%	\$ 5,143.53	\$ 5,229.86	1.68%	\$ 11,621.25	\$ 11,707.58	0.74%	\$ 2,187.03
MGS-S Customer 7004	3.78%	\$ 6,298.02	\$ 6,395.61	1.55%	\$ 18,583.54	\$ 18,681.13	0.53%	\$ 2,679.34
MGS-S Customer 7005	4.10%	\$ 4,494.99	\$ 4,576.75	1.82%	\$ 13,901.18	\$ 13,982.94	0.59%	\$ 2,073.54
MGS-S Customer 7006	3.50%	\$ 7,502.66	\$ 7,605.91	1.38%	\$ 25,540.67	\$ 25,643.92	0.40%	\$ 3,056.02
MGS-S Customer 7007	4.45%	\$ 9,783.75	\$ 9,947.07	1.67%	\$ 31,402.44	\$ 31,565.76	0.52%	\$ 3,831.77
MGS-S Customer 7008	4.07%	\$ 11,396.23	\$ 11,566.19	1.49%	\$ 39,837.83	\$ 40,007.79	0.43%	\$ 4,341.96
MGS-S Customer 7009	3.59%	\$ 5,332.85	\$ 5,414.48	1.53%	\$ 15,747.64	\$ 15,829.27	0.52%	\$ 2,355.71
MGS-S Customer 7010	3.70%	\$ 6,684.69	\$ 6,783.65	1.48%	\$ 24,084.76	\$ 24,183.72	0.41%	\$ 2,777.13
MGS-S Customer 7011	2.73%	\$ 7,535.47	\$ 7,613.36	1.03%	\$ 25,484.01	\$ 25,561.90	0.31%	\$ 2,930.27
MGS-S Customer 7012	4.86%	\$ 8,296.42	\$ 8,455.93	1.92%	\$ 12,387.06	\$ 12,546.57	1.29%	\$ 3,440.84
MGS-S Customer 7013	3.43%	\$ 39,948.04	\$ 39,943.48	1.13%	\$ 161,928.09	\$ 162,373.53	0.28%	\$ 13,444.31
MGS-S Customer 7014	3.99%	\$ 5,778.34	\$ 5,875.43	1.68%	\$ 13,991.61	\$ 14,088.70	0.69%	\$ 2,528.47
MGS-S Customer 7015	3.89%	\$ 6,728.01	\$ 6,835.95	1.60%	\$ 11,621.24	\$ 11,729.18	0.93%	\$ 2,882.18
MGS-S Customer 7016	0.88%	\$ 9,054.58	\$ 9,085.02	0.34%	\$ 22,574.26	\$ 22,604.70	0.13%	\$ 3,475.46
MGS-S Customer 7017	3.18%	\$ 7,645.73	\$ 7,741.97	1.26%	\$ 22,518.29	\$ 22,614.53	0.43%	\$ 3,126.17
MGS-S Customer 7018	4.00%	\$ 5,239.83	\$ 5,329.39	1.71%	\$ 14,888.48	\$ 14,978.04	0.60%	\$ 2,330.75
MGS-S Customer 7019	3.35%	\$ 7,381.15	\$ 7,480.08	1.34%	\$ 19,497.10	\$ 19,596.03	0.51%	\$ 3,054.83
MGS-S Customer 7020	4.25%	\$ 4,169.94	\$ 4,250.84	1.94%	\$ 10,440.50	\$ 10,521.40	0.77%	\$ 1,983.20
MGS-S Customer 7021	2.92%	\$ 4,782.24	\$ 4,844.39	1.30%	\$ 11,186.83	\$ 11,248.98	0.56%	\$ 2,189.51
MGS-S Customer 7022	5.24%	\$ 14,026.30	\$ 14,287.78	1.86%	\$ 53,872.33	\$ 54,133.81	0.49%	\$ 5,250.98
MGS-S Customer 7023	3.87%	\$ 7,101.53	\$ 7,212.31	1.56%	\$ 16,951.06	\$ 17,061.84	0.65%	\$ 2,976.87
MGS-S Customer 7024	3.70%	\$ 43,624.75	\$ 44,172.81	1.26%	\$ 131,255.84	\$ 131,803.90	0.42%	\$ 15,346.38
MGS-S Customer 7025	3.19%	\$ 2,965.01	\$ 3,012.89	1.61%	\$ 10,820.29	\$ 10,868.17	0.44%	\$ 1,548.66
MGS-S Customer 7026	4.62%	\$ 9,836.46	\$ 10,008.14	1.75%	\$ 26,582.94	\$ 26,754.62	0.65%	\$ 3,886.15
MGS-S Customer 7027	3.47%	\$ 17,748.61	\$ 17,958.59	1.18%	\$ 85,749.20	\$ 85,959.18	0.24%	\$ 6,265.60
MGS-S Customer 7028	2.45%	\$ 49,263.45	\$ 49,670.39	0.83%	\$ 139,417.48	\$ 139,824.42	0.29%	\$ 17,048.65
MGS-S Customer 7029	4.76%	\$ 6,260.81	\$ 6,382.50	1.94%	\$ 17,771.73	\$ 17,893.42	0.68%	\$ 2,677.30
MGS-S Customer 7030	4.61%	\$ 10,858.50	\$ 11,046.26	1.73%	\$ 25,259.95	\$ 25,447.71	0.74%	\$ 4,259.14
MGS-S Customer 7031	4.56%	\$ 4,966.01	\$ 5,064.19	1.98%	\$ 12,706.46	\$ 12,804.64	0.77%	\$ 2,251.56
MGS-S Customer 7032	3.54%	\$ 9,259.86	\$ 9,384.55	1.35%	\$ 30,787.13	\$ 30,911.82	0.41%	\$ 3,642.95
MGS-S Customer 7033	3.70%	\$ 7,702.96	\$ 7,815.05	1.46%	\$ 24,051.81	\$ 24,163.90	0.47%	\$ 3,139.05
MGS-S Customer 7034	3.62%	\$ 4,366.46	\$ 4,432.51	1.51%	\$ 14,325.80	\$ 14,391.85	0.46%	\$ 1,889.69
MGS-S Customer 7035	4.77%	\$ 9,457.62	\$ 9,625.42	1.77%	\$ 35,863.95	\$ 36,031.75	0.47%	\$ 3,686.44
MGS-S Customer 7036	3.45%	\$ 3,656.14	\$ 3,711.50	1.51%	\$ 10,878.86	\$ 10,934.22	0.51%	\$ 1,661.33
MGS-S Customer 7037	4.16%	\$ 4,347.47	\$ 4,428.88	1.87%	\$ 11,283.27	\$ 11,364.68	0.72%	\$ 2,039.93

Customer	Distribution % Difference	Delivery 8/24 Prices	Delivery 1/25 Prices	Delivery % Difference	Bundled 8/24 Prices	Bundled 1/25 Prices	Bundled % Difference	Distribution 1/25 Prices
MGS-S Customer 7038	2.00%	\$ 12,283.82	\$ 12,382.14	0.80%	\$ 29,012.02	\$ 29,110.34	0.34%	\$ 5,017.32
MGS-S Customer 7039	4.71%	\$ 6,064.67	\$ 6,181.01	1.92%	\$ 20,774.40	\$ 20,890.74	0.56%	\$ 2,585.85
MGS-S Customer 7040	5.04%	\$ 5,622.86	\$ 5,742.08	2.12%	\$ 13,357.14	\$ 13,476.36	0.89%	\$ 2,483.08
MGS-S Customer 7041	3.36%	\$ 11,033.52	\$ 11,170.28	1.24%	\$ 39,580.81	\$ 39,717.57	0.35%	\$ 4,208.60
MGS-S Customer 7042	3.45%	\$ 41,882.23	\$ 42,351.30	1.12%	\$ 191,476.22	\$ 191,945.29	0.24%	\$ 14,081.45
MGS-S Customer 7043	2.50%	\$ 9,608.19	\$ 9,701.06	0.97%	\$ 22,913.05	\$ 23,005.92	0.41%	\$ 3,814.07
MGS-S Customer 7044	4.65%	\$ 7,832.58	\$ 7,976.12	1.83%	\$ 18,116.31	\$ 18,259.85	0.79%	\$ 3,233.51
MGS-S Customer 7045	3.51%	\$ 6,784.96	\$ 6,875.04	1.33%	\$ 26,673.47	\$ 26,763.55	0.34%	\$ 2,660.17
MGS-S Customer 7046	4.90%	\$ 4,144.05	\$ 4,235.76	2.21%	\$ 12,288.76	\$ 12,380.47	0.75%	\$ 1,963.46
MGS-S Customer 7047	5.03%	\$ 2,270.56	\$ 2,328.45	2.55%	\$ 5,813.30	\$ 5,871.19	1.00%	\$ 1,209.39
MGS-S Customer 7048	3.83%	\$ 4,689.97	\$ 4,769.54	1.70%	\$ 12,066.83	\$ 12,146.40	0.66%	\$ 2,154.67
MGS-S Customer 7049	3.25%	\$ 7,594.92	\$ 7,689.69	1.25%	\$ 17,819.46	\$ 17,914.23	0.53%	\$ 3,008.95
MGS-S Customer 7050	4.48%	\$ 3,326.71	\$ 3,398.57	2.16%	\$ 11,685.44	\$ 11,757.30	0.61%	\$ 1,675.33
MGS-S Customer 7051	3.15%	\$ 11,330.47	\$ 11,463.10	1.17%	\$ 34,659.68	\$ 34,792.31	0.38%	\$ 4,346.98
MGS-S Customer 7052	4.09%	\$ 4,424.91	\$ 4,500.74	1.71%	\$ 11,673.11	\$ 11,748.94	0.65%	\$ 1,931.14
MGS-S Customer 7053	3.63%	\$ 21,056.71	\$ 21,319.47	1.25%	\$ 78,741.58	\$ 79,004.34	0.33%	\$ 7,492.23
MGS-S Customer 7054	3.78%	\$ 8,846.08	\$ 8,972.83	1.43%	\$ 32,936.86	\$ 33,063.61	0.38%	\$ 3,482.47
MGS-S Customer 7055	3.55%	\$ 8,130.40	\$ 8,243.66	1.39%	\$ 21,933.45	\$ 22,046.71	0.52%	\$ 3,304.83
MGS-S Customer 7056	4.06%	\$ 7,973.95	\$ 8,101.97	1.61%	\$ 17,681.79	\$ 17,809.81	0.72%	\$ 3,282.93
MGS-S Customer 7057	5.53%	\$ 1,728.67	\$ 1,789.96	3.55%	\$ 3,218.67	\$ 3,279.96	1.90%	\$ 1,169.58
MGS-S Customer 7058	3.67%	\$ 30,726.37	\$ 31,116.15	1.27%	\$ 120,948.96	\$ 121,338.74	0.32%	\$ 11,024.82
MGS-S Customer 7059	3.60%	\$ 53,443.07	\$ 54,077.35	1.19%	\$ 181,454.94	\$ 182,089.22	0.35%	\$ 18,261.98
MGS-S Customer 7060	3.85%	\$ 7,110.91	\$ 7,220.91	1.55%	\$ 18,253.90	\$ 18,363.90	0.60%	\$ 2,970.82
MGS-S Customer 7061	4.68%	\$ 4,483.88	\$ 4,575.85	2.05%	\$ 15,898.82	\$ 15,990.79	0.58%	\$ 2,057.82
MGS-S Customer 7062	3.42%	\$ 8,587.24	\$ 8,696.33	1.27%	\$ 26,390.32	\$ 26,499.41	0.41%	\$ 3,301.38
MGS-S Customer 7063	3.66%	\$ 5,531.48	\$ 5,612.14	1.46%	\$ 16,838.10	\$ 16,918.76	0.48%	\$ 2,285.71
MGS-S Customer 7064	3.91%	\$ 8,738.48	\$ 8,867.34	1.47%	\$ 17,277.18	\$ 17,406.04	0.75%	\$ 3,423.25
MGS-S Customer 7065	4.10%	\$ 30,942.88	\$ 31,362.31	1.36%	\$ 130,672.21	\$ 131,091.64	0.32%	\$ 10,644.44
MGS-S Customer 7066	3.77%	\$ 6,911.62	\$ 7,010.80	1.43%	\$ 23,189.62	\$ 23,288.80	0.43%	\$ 2,731.35
MGS-S Customer 7067	3.03%	\$ 7,236.52	\$ 7,321.01	1.17%	\$ 18,626.89	\$ 18,711.38	0.45%	\$ 2,874.70
MGS-S Customer 7068	3.43%	\$ 7,102.58	\$ 7,200.61	1.38%	\$ 19,607.60	\$ 19,705.63	0.50%	\$ 2,955.70
MGS-S Customer 7069	4.01%	\$ 5,360.57	\$ 5,452.64	1.72%	\$ 13,254.13	\$ 13,346.20	0.69%	\$ 2,385.36
MGS-S Customer 7070	3.92%	\$ 15,919.46	\$ 16,142.28	1.40%	\$ 45,408.63	\$ 45,631.45	0.49%	\$ 5,908.14
MGS-S Customer 7071	5.67%	\$ 2,177.82	\$ 2,241.65	2.93%	\$ 4,081.11	\$ 4,144.94	1.56%	\$ 1,190.23
MGS-S Customer 7072	4.03%	\$ 4,532.32	\$ 4,607.69	1.66%	\$ 14,743.84	\$ 14,819.21	0.51%	\$ 1,947.26
MGS-S Customer 7073	4.39%	\$ 3,505.20	\$ 3,578.18	2.08%	\$ 11,956.48	\$ 12,029.46	0.61%	\$ 1,736.55
MGS-S Customer 7074	2.87%	\$ 43,294.47	\$ 43,701.64	0.94%	\$ 189,104.05	\$ 189,511.22	0.22%	\$ 14,581.99
MGS-S Customer 7075	4.09%	\$ 38,687.93	\$ 39,216.52	1.37%	\$ 127,594.20	\$ 128,122.79	0.41%	\$ 13,449.14
MGS-S Customer 7076	4.55%	\$ 19,061.27	\$ 19,364.64	1.59%	\$ 54,126.50	\$ 54,429.87	0.56%	\$ 6,971.58
MGS-S Customer 7077	4.25%	\$ 16,460.33	\$ 16,708.92	1.51%	\$ 46,324.28	\$ 46,572.87	0.54%	\$ 6,097.97

Internal Use

Customer	Distribution % Difference	Delivery 8/24 Prices	Delivery 1/25 Prices	Delivery % Difference	Bundled 8/24 Prices	Bundled 1/25 Prices	Bundled % Difference	Distribution 1/25 Prices
MGS-S Customer 7078	3.63%	\$ 9,484.25	\$ 9,616.62	1.40%	\$ 23,086.20	\$ 23,218.57	0.57%	\$ 3,777.96
MGS-S Customer 7079	3.77%	\$ 4,610.08	\$ 4,681.03	1.54%	\$ 17,419.15	\$ 17,490.10	0.41%	\$ 1,954.83
MGS-S Customer 7080	3.39%	\$ 4,807.50	\$ 4,879.00	1.49%	\$ 14,421.87	\$ 14,493.37	0.50%	\$ 2,177.70
MGS-S Customer 7081	3.64%	\$ 4,702.28	\$ 4,777.80	1.61%	\$ 13,048.10	\$ 13,123.62	0.58%	\$ 2,151.20
MGS-S Customer 7082	4.40%	\$ 6,672.14	\$ 6,791.96	1.80%	\$ 14,615.75	\$ 14,735.57	0.82%	\$ 2,844.04
MGS-S Customer 7083	3.81%	\$ 6,162.57	\$ 6,259.17	1.57%	\$ 18,753.40	\$ 18,850.00	0.52%	\$ 2,630.20
MGS-S Customer 7084	3.65%	\$ 3,523.80	\$ 3,581.56	1.64%	\$ 7,160.13	\$ 7,217.89	0.81%	\$ 1,641.43
MGS-S Customer 7085	3.95%	\$ 11,460.07	\$ 11,626.66	1.45%	\$ 39,445.53	\$ 39,612.12	0.42%	\$ 4,381.35
MGS-S Customer 7086	4.19%	\$ 6,608.57	\$ 6,715.76	1.62%	\$ 17,805.95	\$ 17,913.14	0.60%	\$ 2,664.28
MGS-S Customer 7087	5.68%	\$ 1,855.51	\$ 1,912.96	3.10%	\$ 5,008.50	\$ 5,065.95	1.15%	\$ 1,068.72
MGS-S Customer 7088	4.97%	\$ 3,311.31	\$ 3,391.48	2.42%	\$ 8,807.74	\$ 8,887.91	0.91%	\$ 1,692.02
MGS-S Customer 7089	4.66%	\$ 3,430.71	\$ 3,502.41	2.09%	\$ 7,480.21	\$ 7,551.91	0.96%	\$ 1,609.47
MGS-S Customer 7090	3.59%	\$ 8,172.93	\$ 8,284.79	1.37%	\$ 16,038.84	\$ 16,150.70	0.70%	\$ 3,228.94
MGS-S Customer 7091	3.96%	\$ 3,886.04	\$ 3,951.72	1.69%	\$ 13,725.40	\$ 13,791.08	0.48%	\$ 1,724.57
MGS-S Customer 7092	3.23%	\$ 8,587.20	\$ 8,693.23	1.23%	\$ 32,376.90	\$ 32,482.93	0.33%	\$ 3,390.61
MGS-S Customer 7093	1.64%	\$ 25,461.28	\$ 25,613.42	0.60%	\$ 78,491.05	\$ 78,643.19	0.19%	\$ 9,430.77
MGS-S Customer 7094	1.99%	\$ 2,777.45	\$ 2,804.42	0.97%	\$ 6,123.20	\$ 6,150.17	0.44%	\$ 1,378.93
MGS-S Customer 7095	3.21%	\$ 4,329.96	\$ 4,393.30	1.46%	\$ 9,941.11	\$ 10,004.45	0.64%	\$ 2,039.20
MGS-S Customer 7096	3.75%	\$ 5,816.99	\$ 5,903.10	1.48%	\$ 17,254.44	\$ 17,340.55	0.50%	\$ 2,384.58
MGS-S Customer 7097	4.00%	\$ 5,555.31	\$ 5,644.73	1.61%	\$ 12,532.82	\$ 12,622.24	0.71%	\$ 2,326.38
MGS-S Customer 7098	4.39%	\$ 8,596.69	\$ 8,739.86	1.67%	\$ 32,253.84	\$ 32,397.01	0.44%	\$ 3,403.06
MGS-S Customer 7099	3.94%	\$ 6,107.46	\$ 6,205.48	1.60%	\$ 22,032.96	\$ 22,130.98	0.44%	\$ 2,588.00
MGS-S Customer 7100	3.67%	\$ 9,195.11	\$ 9,318.65	1.34%	\$ 29,859.58	\$ 29,983.12	0.41%	\$ 3,494.33
MGS-S Customer 7101	3.26%	\$ 3,624.87	\$ 3,677.42	1.45%	\$ 8,897.00	\$ 8,949.55	0.59%	\$ 1,663.65
MGS-S Customer 7102	3.91%	\$ 4,536.37	\$ 4,610.13	1.63%	\$ 12,878.30	\$ 12,952.06	0.57%	\$ 1,961.47
MGS-S Customer 7103	6.01%	\$ 4,984.69	\$ 5,111.60	2.55%	\$ 16,555.94	\$ 16,682.85	0.77%	\$ 2,237.40
MGS-S Customer 7104	3.46%	\$ 3,679.13	\$ 3,740.18	1.66%	\$ 7,915.80	\$ 7,976.85	0.77%	\$ 1,823.65
MGS-S Customer 7105	3.80%	\$ 8,942.58	\$ 9,075.04	1.48%	\$ 18,169.26	\$ 18,301.72	0.73%	\$ 3,621.76
MGS-S Customer 7106	4.37%	\$ 2,911.16	\$ 2,969.97	2.02%	\$ 10,185.30	\$ 10,244.11	0.58%	\$ 1,404.50
MGS-S Customer 7107	2.59%	\$ 10,673.89	\$ 10,776.16	0.96%	\$ 41,909.01	\$ 42,011.28	0.24%	\$ 4,057.83
MGS-S Customer 7108	4.45%	\$ 5,180.10	\$ 5,272.21	1.78%	\$ 17,450.42	\$ 17,542.53	0.53%	\$ 2,160.14
MGS-S Customer 7109	3.62%	\$ 4,118.83	\$ 4,187.27	1.66%	\$ 11,013.61	\$ 11,082.05	0.62%	\$ 1,958.39
MGS-S Customer 7110	4.54%	\$ 4,282.47	\$ 4,364.77	1.92%	\$ 10,045.70	\$ 10,128.00	0.82%	\$ 1,893.86
MGS-S Customer 7111	3.51%	\$ 8,800.72	\$ 8,915.13	1.30%	\$ 26,975.50	\$ 27,089.91	0.42%	\$ 3,373.66
MGS-S Customer 7112	3.80%	\$ 8,715.08	\$ 8,843.43	1.47%	\$ 23,176.86	\$ 23,305.21	0.55%	\$ 3,505.42
MGS-S Customer 7113	3.83%	\$ 6,190.77	\$ 6,284.05	1.51%	\$ 15,924.55	\$ 16,017.83	0.59%	\$ 2,527.24
MGS-S Customer 7114	4.04%	\$ 7,112.47	\$ 7,224.88	1.58%	\$ 29,283.85	\$ 29,396.26	0.38%	\$ 2,894.21
MGS-S Customer 7115	2.98%	\$ 21,857.00	\$ 22,082.56	1.03%	\$ 73,572.74	\$ 73,798.30	0.31%	\$ 7,802.34
MGS-S Customer 7116	4.75%	\$ 7,622.15	\$ 7,756.12	1.76%	\$ 28,235.66	\$ 28,369.63	0.47%	\$ 2,953.88
MGS-S Customer 7117	5.48%	\$ 1,575.72	\$ 1,633.71	3.68%	\$ 3,072.57	\$ 3,130.56	1.89%	\$ 1,115.99

Customer	Distribution % Difference	Delivery 8/24 Prices	Delivery 1/25 Prices	Delivery % Difference	Bundled 8/24 Prices	Bundled 1/25 Prices	Bundled % Difference	Distribution 1/25 Prices
MGS-S Customer 7118	3.84%	\$ 5,965.73	\$ 6,061.11	1.60%	\$ 15,892.96	\$ 15,988.34	0.60%	\$ 2,580.73
MGS-S Customer 7119	3.88%	\$ 5,824.08	\$ 5,913.77	1.54%	\$ 15,396.29	\$ 15,485.98	0.58%	\$ 2,400.97
MGS-S Customer 7120	4.40%	\$ 6,754.43	\$ 6,867.99	1.68%	\$ 20,822.57	\$ 20,936.13	0.55%	\$ 2,695.84
MGS-S Customer 7121	0.70%	\$ 3,695.78	\$ 3,707.56	0.32%	\$ 8,025.23	\$ 8,037.01	0.15%	\$ 1,685.72
MGS-S Customer 7122	3.55%	\$ 4,251.75	\$ 4,320.62	1.62%	\$ 10,207.17	\$ 10,276.04	0.67%	\$ 2,011.00
MGS-S Customer 7123	3.85%	\$ 9,021.99	\$ 9,152.30	1.44%	\$ 37,378.00	\$ 37,508.31	0.35%	\$ 3,513.96
MGS-S Customer 7124	2.88%	\$ 67,641.14	\$ 68,272.82	0.93%	\$ 290,866.64	\$ 291,498.32	0.22%	\$ 22,539.17
MGS-S Customer 7125	3.82%	\$ 4,357.32	\$ 4,428.36	1.63%	\$ 8,383.06	\$ 8,454.10	0.85%	\$ 1,929.44
MGS-S Customer 7126	2.79%	\$ 4,243.15	\$ 4,298.40	1.30%	\$ 6,022.12	\$ 6,077.37	0.92%	\$ 2,034.42
MGS-S Customer 7127	4.10%	\$ 11,624.34	\$ 11,798.66	1.50%	\$ 38,800.81	\$ 38,975.13	0.45%	\$ 4,430.60
MGS-S Customer 7128	3.72%	\$ 12,085.53	\$ 12,252.07	1.38%	\$ 31,293.37	\$ 31,459.91	0.53%	\$ 4,644.25
MGS-S Customer 7129	4.28%	\$ 6,686.33	\$ 6,804.84	1.77%	\$ 9,010.80	\$ 9,129.31	1.32%	\$ 2,888.23
MGS-S Customer 7130	4.56%	\$ 4,873.27	\$ 4,970.02	1.99%	\$ 12,565.50	\$ 12,662.25	0.77%	\$ 2,219.56
MGS-S Customer 7131	1.48%	\$ 3,291.15	\$ 3,313.69	0.68%	\$ 7,430.12	\$ 7,452.66	0.30%	\$ 1,549.74
MGS-S Customer 7132	4.30%	\$ 4,507.67	\$ 4,588.82	1.80%	\$ 10,762.46	\$ 10,843.61	0.75%	\$ 1,967.90
MGS-S Customer 7133	2.86%	\$ 21,418.68	\$ 21,628.50	0.98%	\$ 85,897.67	\$ 86,107.49	0.24%	\$ 7,557.60
MGS-S Customer 7134	4.35%	\$ 3,642.77	\$ 3,717.55	2.05%	\$ 10,528.76	\$ 10,603.54	0.71%	\$ 1,795.48
MGS-S Customer 7135	3.09%	\$ 36,373.88	\$ 36,756.40	1.05%	\$ 99,356.01	\$ 99,738.53	0.38%	\$ 12,770.35
MGS-S Customer 7136	3.41%	\$ 8,472.71	\$ 8,583.46	1.31%	\$ 12,275.40	\$ 12,386.15	0.90%	\$ 3,360.82
MGS-S Customer 7137	3.84%	\$ 7,007.63	\$ 7,115.38	1.54%	\$ 21,208.43	\$ 21,316.18	0.51%	\$ 2,913.12
MGS-S Customer 7138	3.53%	\$ 17,810.51	\$ 18,031.30	1.24%	\$ 59,923.53	\$ 60,144.32	0.37%	\$ 6,471.72
MGS-S Customer 7139	4.01%	\$ 6,609.38	\$ 6,715.38	1.60%	\$ 24,907.34	\$ 25,013.34	0.43%	\$ 2,746.36
MGS-S Customer 7140	3.89%	\$ 6,386.15	\$ 6,487.65	1.59%	\$ 18,662.30	\$ 18,763.80	0.54%	\$ 2,710.70
MGS-S Customer 7141	4.13%	\$ 3,964.15	\$ 4,039.45	1.90%	\$ 11,712.14	\$ 11,787.44	0.64%	\$ 1,900.49
MGS-S Customer 7142	4.84%	\$ 18,830.45	\$ 19,142.10	1.66%	\$ 73,786.70	\$ 74,098.35	0.42%	\$ 6,753.60
MGS-S Customer 7143	3.65%	\$ 14,241.47	\$ 14,432.01	1.34%	\$ 31,778.66	\$ 31,969.20	0.60%	\$ 5,405.77
MGS-S Customer 7144	3.08%	\$ 5,388.57	\$ 5,456.36	1.26%	\$ 11,292.35	\$ 11,360.14	0.60%	\$ 2,271.57
MGS-S Customer 7145	5.46%	\$ 1,503.17	\$ 1,559.63	3.76%	\$ 2,932.84	\$ 2,989.30	1.93%	\$ 1,091.07
MGS-S Customer 7146	3.01%	\$ 2,650.30	\$ 2,689.41	1.48%	\$ 5,652.69	\$ 5,691.80	0.69%	\$ 1,340.15
MGS-S Customer 7147	3.20%	\$ 25,405.07	\$ 25,683.46	1.10%	\$ 84,154.88	\$ 84,433.27	0.33%	\$ 8,989.64
MGS-S Customer 7148	4.55%	\$ 5,092.07	\$ 5,192.35	1.97%	\$ 11,877.85	\$ 11,978.13	0.84%	\$ 2,302.28
MGS-S Customer 7149	3.48%	\$ 9,844.73	\$ 9,973.34	1.31%	\$ 34,173.75	\$ 34,302.36	0.38%	\$ 3,826.03
MGS-S Customer 7150	3.67%	\$ 24,958.08	\$ 25,272.54	1.26%	\$ 81,893.38	\$ 82,207.84	0.38%	\$ 8,876.11
MGS-S Customer 7151	2.36%	\$ 37,571.78	\$ 37,876.06	0.81%	\$ 139,037.92	\$ 139,342.20	0.22%	\$ 13,216.17
MGS-S Customer 7152	2.67%	\$ 5,144.85	\$ 5,204.33	1.16%	\$ 15,094.93	\$ 15,154.41	0.39%	\$ 2,289.15
MGS-S Customer 7153	3.32%	\$ 4,249.75	\$ 4,314.48	1.52%	\$ 9,217.93	\$ 9,282.66	0.70%	\$ 2,016.34
MGS-S Customer 7154	3.66%	\$ 7,775.92	\$ 7,887.68	1.44%	\$ 23,672.28	\$ 23,784.04	0.47%	\$ 3,167.35
MGS-S Customer 7155	4.04%	\$ 4,444.54	\$ 4,525.01	1.81%	\$ 11,611.16	\$ 11,691.63	0.69%	\$ 2,071.61
MGS-S Customer 7156	3.65%	\$ 16,216.90	\$ 16,424.38	1.28%	\$ 62,662.80	\$ 62,870.28	0.33%	\$ 5,887.99
MGS-S Customer 7157	1.18%	\$ 4,245.22	\$ 4,267.04	0.51%	\$ 10,065.58	\$ 10,087.40	0.22%	\$ 1,867.16

Internal Use

Customer	Distribution % Difference	Delivery 8/24 Prices	Delivery 1/25 Prices	Delivery % Difference	Bundled 8/24 Prices	Bundled 1/25 Prices	Bundled % Difference	Distribution 1/25 Prices
MGS-S Customer 7158	4.37%	\$ 5,436.19	\$ 5,536.88	1.85%	\$ 14,299.97	\$ 14,400.66	0.70%	\$ 2,406.55
MGS-S Customer 7159	4.03%	\$ 5,442.67	\$ 5,535.87	1.71%	\$ 14,781.78	\$ 14,874.98	0.63%	\$ 2,403.78
MGS-S Customer 7160	4.62%	\$ 19,411.93	\$ 19,722.98	1.60%	\$ 62,119.12	\$ 62,430.17	0.50%	\$ 7,040.53
MGS-S Customer 7161	2.74%	\$ 6,732.15	\$ 6,808.00	1.13%	\$ 15,627.35	\$ 15,703.20	0.49%	\$ 2,848.29
MGS-S Customer 7162	4.38%	\$ 5,339.49	\$ 5,439.98	1.88%	\$ 11,163.17	\$ 11,263.66	0.90%	\$ 2,394.53
MGS-S Customer 7163	3.61%	\$ 5,355.33	\$ 5,432.33	1.44%	\$ 18,533.13	\$ 18,610.13	0.42%	\$ 2,210.90
MGS-S Customer 7164	3.37%	\$ 10,230.79	\$ 10,359.53	1.26%	\$ 35,693.31	\$ 35,822.05	0.36%	\$ 3,951.38
MGS-S Customer 7165	3.68%	\$ 7,598.94	\$ 7,702.84	1.37%	\$ 29,464.44	\$ 29,568.34	0.35%	\$ 2,930.37
MGS-S Customer 7166	3.70%	\$ 10,970.73	\$ 11,121.00	1.37%	\$ 37,095.97	\$ 37,246.24	0.41%	\$ 4,206.98
MGS-S Customer 7167	4.31%	\$ 4,912.18	\$ 5,004.30	1.88%	\$ 13,162.02	\$ 13,254.14	0.70%	\$ 2,228.04
MGS-S Customer 7168	3.90%	\$ 6,188.84	\$ 6,282.01	1.51%	\$ 22,415.19	\$ 22,508.36	0.42%	\$ 2,480.82
MGS-S Customer 7169	3.75%	\$ 2,834.29	\$ 2,889.79	1.96%	\$ 6,175.36	\$ 6,230.86	0.90%	\$ 1,537.01
MGS-S Customer 7170	3.06%	\$ 28,358.00	\$ 28,647.31	1.02%	\$ 125,948.31	\$ 126,237.62	0.23%	\$ 9,738.08
MGS-S Customer 7171	3.21%	\$ 7,061.79	\$ 7,152.86	1.29%	\$ 20,779.03	\$ 20,870.10	0.44%	\$ 2,931.53
MGS-S Customer 7172	3.17%	\$ 6,262.84	\$ 6,345.40	1.32%	\$ 15,632.46	\$ 15,715.02	0.53%	\$ 2,684.39
MGS-S Customer 7173	2.65%	\$ 4,355.83	\$ 4,405.73	1.15%	\$ 7,616.92	\$ 7,666.82	0.66%	\$ 1,929.62
MGS-S Customer 7174	3.97%	\$ 6,146.10	\$ 6,246.58	1.63%	\$ 17,430.67	\$ 17,531.15	0.58%	\$ 2,634.58
MGS-S Customer 7175	3.77%	\$ 16,714.58	\$ 16,941.46	1.36%	\$ 41,852.59	\$ 42,079.47	0.54%	\$ 6,244.00
MGS-S Customer 7176	3.92%	\$ 3,806.07	\$ 3,876.21	1.84%	\$ 9,596.95	\$ 9,667.09	0.73%	\$ 1,858.55
MGS-S Customer 7177	3.19%	\$ 20,400.49	\$ 20,627.29	1.11%	\$ 66,172.23	\$ 66,399.03	0.34%	\$ 7,341.58
MGS-S Customer 7178	3.65%	\$ 6,757.01	\$ 6,856.89	1.48%	\$ 19,419.14	\$ 19,519.02	0.51%	\$ 2,835.68
MGS-S Customer 7179	4.68%	\$ 4,819.28	\$ 4,917.10	2.03%	\$ 14,346.01	\$ 14,443.83	0.68%	\$ 2,188.23
MGS-S Customer 7180	3.91%	\$ 4,728.03	\$ 4,803.75	1.60%	\$ 15,191.38	\$ 15,267.10	0.50%	\$ 2,013.14
MGS-S Customer 7181	3.92%	\$ 1,737.06	\$ 1,775.72	2.23%	\$ 4,582.80	\$ 4,621.46	0.84%	\$ 1,025.82
MGS-S Customer 7182	3.77%	\$ 5,424.50	\$ 5,511.14	1.60%	\$ 16,351.65	\$ 16,438.29	0.53%	\$ 2,384.86
MGS-S Customer 7183	5.48%	\$ 2,163.22	\$ 2,231.26	3.15%	\$ 5,166.07	\$ 5,234.11	1.32%	\$ 1,310.47
MGS-S Customer 7184	4.05%	\$ 6,159.14	\$ 6,260.69	1.65%	\$ 21,492.07	\$ 21,593.62	0.47%	\$ 2,610.80
MGS-S Customer 7185	4.65%	\$ 2,013.18	\$ 2,068.95	2.77%	\$ 5,074.76	\$ 5,130.53	1.10%	\$ 1,255.52
MGS-S Customer 7186	4.44%	\$ 2,381.02	\$ 2,433.31	2.20%	\$ 8,382.26	\$ 8,434.55	0.62%	\$ 1,228.97
MGS-S Customer 7187	0.21%	\$ 51,019.08	\$ 51,064.73	0.09%	\$ 73,848.96	\$ 73,894.61	0.06%	\$ 21,764.35
MGS-S Customer 7188	3.89%	\$ 5,789.77	\$ 5,883.72	1.62%	\$ 17,495.85	\$ 17,589.80	0.54%	\$ 2,507.12
MGS-S Customer 7189	5.02%	\$ 4,956.17	\$ 5,062.41	2.14%	\$ 16,655.28	\$ 16,761.52	0.64%	\$ 2,222.07
MGS-S Customer 7190	2.33%	\$ 28,264.01	\$ 28,518.61	0.90%	\$ 33,721.24	\$ 33,975.84	0.76%	\$ 11,166.73
MGS-S Customer 7191	3.67%	\$ 6,902.64	\$ 7,003.86	1.47%	\$ 23,743.16	\$ 23,844.38	0.43%	\$ 2,856.83
MGS-S Customer 7192	4.82%	\$ 2,736.59	\$ 2,799.36	2.29%	\$ 7,267.37	\$ 7,330.14	0.86%	\$ 1,364.43
MGS-S Customer 7193	4.62%	\$ 4,181.79	\$ 4,263.35	1.95%	\$ 11,907.04	\$ 11,988.60	0.68%	\$ 1,845.11
MGS-S Customer 7194	3.75%	\$ 16,398.31	\$ 16,614.62	1.32%	\$ 58,369.64	\$ 58,585.95	0.37%	\$ 5,984.11
MGS-S Customer 7195	4.32%	\$ 21,952.11	\$ 22,280.88	1.50%	\$ 62,995.62	\$ 63,324.39	0.52%	\$ 7,933.28
MGS-S Customer 7196	3.20%	\$ 3,741.12	\$ 3,794.46	1.43%	\$ 6,753.00	\$ 6,806.34	0.79%	\$ 1,719.89
MGS-S Customer 7197	3.98%	\$ 16,150.29	\$ 16,379.78	1.42%	\$ 44,140.32	\$ 44,369.81	0.52%	\$ 5,999.88

Internal Use

Customer	Distribution % Difference	Delivery 8/24 Prices	Delivery 1/25 Prices	Delivery % Difference	Bundled 8/24 Prices	Bundled 1/25 Prices	Bundled % Difference	Distribution 1/25 Prices
MGS-S Customer 7198	3.97%	\$ 7,112.52	\$ 7,225.23	1.58%	\$ 21,114.05	\$ 21,226.76	0.53%	\$ 2,951.85
MGS-S Customer 7199	4.01%	\$ 5,856.00	\$ 5,948.44	1.58%	\$ 17,831.63	\$ 17,924.07	0.52%	\$ 2,395.67
MGS-S Customer 7200	4.67%	\$ 6,827.66	\$ 6,951.36	1.81%	\$ 13,601.21	\$ 13,724.91	0.91%	\$ 2,774.76
MGS-S Customer 7201	3.12%	\$ 4,064.05	\$ 4,118.51	1.34%	\$ 11,271.92	\$ 11,326.38	0.48%	\$ 1,802.08
MGS-S Customer 7202	3.40%	\$ 15,804.90	\$ 15,994.32	1.20%	\$ 59,695.86	\$ 59,885.28	0.32%	\$ 5,759.72
MGS-S Customer 7203	3.60%	\$ 10,370.08	\$ 10,512.01	1.37%	\$ 23,501.26	\$ 23,643.19	0.60%	\$ 4,089.26
MGS-S Customer 7204	1.64%	\$ 7,435.55	\$ 7,482.83	0.64%	\$ 20,353.74	\$ 20,401.02	0.23%	\$ 2,924.40
MGS-S Customer 7205	4.61%	\$ 6,414.06	\$ 6,534.30	1.87%	\$ 18,481.56	\$ 18,601.80	0.65%	\$ 2,725.97
MGS-S Customer 7206	4.73%	\$ 12,359.88	\$ 12,575.59	1.75%	\$ 28,338.51	\$ 28,554.22	0.76%	\$ 4,772.64
MGS-S Customer 7207	2.34%	\$ 7,031.73	\$ 7,099.62	0.97%	\$ 13,814.42	\$ 13,882.31	0.49%	\$ 2,964.85
MGS-S Customer 7208	2.99%	\$ 15,148.33	\$ 15,317.13	1.11%	\$ 48,216.24	\$ 48,385.04	0.35%	\$ 5,810.29
MGS-S Customer 7209	2.80%	\$ 46,166.77	\$ 46,591.29	0.92%	\$ 191,857.52	\$ 192,282.04	0.22%	\$ 15,578.45
MGS-S Customer 7210	3.58%	\$ 17,273.73	\$ 17,485.81	1.23%	\$ 81,236.13	\$ 81,448.21	0.26%	\$ 6,130.54
MGS-S Customer 7211	5.29%	\$ 829.46	\$ 866.18	4.43%	\$ 939.15	\$ 975.87	3.91%	\$ 731.27
MGS-S Customer 7212	3.87%	\$ 7,721.12	\$ 7,839.37	1.53%	\$ 20,445.52	\$ 20,563.77	0.58%	\$ 3,172.22
MGS-S Customer 7213	4.39%	\$ 5,247.19	\$ 5,345.74	1.88%	\$ 13,574.73	\$ 13,673.28	0.73%	\$ 2,344.59
MGS-S Customer 7214	4.18%	\$ 4,643.25	\$ 4,728.03	1.83%	\$ 15,817.21	\$ 15,901.99	0.54%	\$ 2,112.95
MGS-S Customer 7215	3.36%	\$ 13,499.37	\$ 13,664.48	1.22%	\$ 40,127.37	\$ 40,292.48	0.41%	\$ 5,079.85
MGS-S Customer 7216	2.62%	\$ 14,879.26	\$ 15,020.88	0.95%	\$ 40,780.55	\$ 40,922.17	0.35%	\$ 5,556.21
MGS-S Customer 7217	5.31%	\$ 1,114.02	\$ 1,162.45	4.35%	\$ 1,770.58	\$ 1,819.01	2.74%	\$ 960.36
MGS-S Customer 7218	3.21%	\$ 8,967.32	\$ 9,078.26	1.24%	\$ 26,335.40	\$ 26,446.34	0.42%	\$ 3,568.18
MGS-S Customer 7219	3.58%	\$ 6,995.09	\$ 7,095.58	1.44%	\$ 21,407.62	\$ 21,508.11	0.47%	\$ 2,905.69
MGS-S Customer 7220	3.53%	\$ 3,481.54	\$ 3,536.48	1.58%	\$ 8,992.48	\$ 9,047.42	0.61%	\$ 1,613.01
MGS-S Customer 7221	3.63%	\$ 4,094.46	\$ 4,163.10	1.68%	\$ 9,505.53	\$ 9,574.17	0.72%	\$ 1,960.47
MGS-S Customer 7222	2.60%	\$ 3,418.09	\$ 3,458.10	1.17%	\$ 9,923.23	\$ 9,963.24	0.40%	\$ 1,580.78
MGS-S Customer 7223	4.61%	\$ 7,866.08	\$ 8,017.10	1.92%	\$ 21,257.78	\$ 21,408.80	0.71%	\$ 3,424.09
MGS-S Customer 7224	2.53%	\$ 7,058.86	\$ 7,131.83	1.03%	\$ 16,053.70	\$ 16,126.67	0.45%	\$ 2,959.76
MGS-S Customer 7225	4.38%	\$ 18,594.92	\$ 18,880.70	1.54%	\$ 53,404.20	\$ 53,689.98	0.54%	\$ 6,808.45
MGS-S Customer 7226	2.26%	\$ 7,855.65	\$ 7,923.05	0.86%	\$ 24,323.33	\$ 24,390.73	0.28%	\$ 3,048.92
MGS-S Customer 7227	2.54%	\$ 33,936.31	\$ 34,239.45	0.89%	\$ 79,321.84	\$ 79,624.98	0.38%	\$ 12,248.02
MGS-S Customer 7228	3.95%	\$ 5,322.74	\$ 5,412.55	1.69%	\$ 14,800.80	\$ 14,890.61	0.61%	\$ 2,360.63
MGS-S Customer 7229	4.32%	\$ 41,655.51	\$ 42,250.58	1.43%	\$ 141,636.22	\$ 142,231.29	0.42%	\$ 14,380.61
MGS-S Customer 7230	3.03%	\$ 5,016.27	\$ 5,080.72	1.28%	\$ 22,332.93	\$ 22,397.38	0.29%	\$ 2,193.97
MGS-S Customer 7231	4.00%	\$ 5,333.64	\$ 5,418.87	1.60%	\$ 16,740.35	\$ 16,825.58	0.51%	\$ 2,217.71
MGS-S Customer 7232	3.67%	\$ 10,033.85	\$ 10,171.81	1.37%	\$ 34,553.46	\$ 34,691.42	0.40%	\$ 3,892.06
MGS-S Customer 7233	3.56%	\$ 69,453.55	\$ 70,241.13	1.13%	\$ 324,672.88	\$ 325,460.46	0.24%	\$ 22,928.21
MGS-S Customer 7234	4.12%	\$ 3,765.13	\$ 3,838.26	1.94%	\$ 9,358.34	\$ 9,431.47	0.78%	\$ 1,846.47
MGS-S Customer 7235	4.71%	\$ 3,188.20	\$ 3,262.58	2.33%	\$ 7,772.92	\$ 7,847.30	0.96%	\$ 1,654.65
MGS-S Customer 7236	3.70%	\$ 8,535.86	\$ 8,658.01	1.43%	\$ 25,519.10	\$ 25,641.25	0.48%	\$ 3,424.40
MGS-S Customer 7237	3.61%	\$ 7,686.27	\$ 7,796.99	1.44%	\$ 17,446.22	\$ 17,556.94	0.63%	\$ 3,179.39

Internal Use

Customer	Distribution % Difference	Delivery 8/24 Prices	Delivery 1/25 Prices	Delivery % Difference	Bundled 8/24 Prices	Bundled 1/25 Prices	Bundled % Difference	Distribution 1/25 Prices
MGS-S Customer 7238	4.18%	\$ 4,747.26	\$ 4,829.66	1.74%	\$ 10,449.93	\$ 10,532.33	0.79%	\$ 2,054.79
MGS-S Customer 7239	2.64%	\$ 4,564.01	\$ 4,618.91	1.20%	\$ 7,699.29	\$ 7,754.19	0.71%	\$ 2,135.58
MGS-S Customer 7240	3.61%	\$ 19,172.73	\$ 19,415.57	1.27%	\$ 57,163.11	\$ 57,405.95	0.42%	\$ 6,976.02
MGS-S Customer 7241	3.53%	\$ 6,963.03	\$ 7,061.52	1.41%	\$ 21,661.91	\$ 21,760.40	0.45%	\$ 2,892.16
MGS-S Customer 7242	3.67%	\$ 11,477.27	\$ 11,634.28	1.37%	\$ 31,468.84	\$ 31,625.85	0.50%	\$ 4,437.51
MGS-S Customer 7243	3.33%	\$ 3,936.74	\$ 3,993.58	1.44%	\$ 10,556.72	\$ 10,613.56	0.54%	\$ 1,762.79
MGS-S Customer 7244	3.80%	\$ 7,248.43	\$ 7,357.64	1.51%	\$ 23,798.38	\$ 23,907.59	0.46%	\$ 2,980.05
MGS-S Customer 7245	4.39%	\$ 3,000.62	\$ 3,067.33	2.22%	\$ 7,806.89	\$ 7,873.60	0.85%	\$ 1,586.61
MGS-S Customer 7246	4.20%	\$ 13,333.64	\$ 13,534.79	1.51%	\$ 45,226.91	\$ 45,428.06	0.44%	\$ 4,993.54
MGS-S Customer 7247	5.85%	\$ 3,390.80	\$ 3,485.48	2.79%	\$ 10,274.27	\$ 10,368.95	0.92%	\$ 1,712.92
MGS-S Customer 7248	4.10%	\$ 4,173.75	\$ 4,251.40	1.86%	\$ 11,937.28	\$ 12,014.93	0.65%	\$ 1,973.28
MGS-S Customer 7249	4.98%	\$ 7,680.33	\$ 7,831.13	1.96%	\$ 18,111.00	\$ 18,261.80	0.83%	\$ 3,181.52
MGS-S Customer 7250	4.60%	\$ 4,304.49	\$ 4,394.04	2.08%	\$ 9,684.59	\$ 9,774.14	0.92%	\$ 2,037.85
MGS-S Customer 7251	3.80%	\$ 6,578.69	\$ 6,679.12	1.53%	\$ 23,888.49	\$ 23,988.92	0.42%	\$ 2,741.49
MGS-S Customer 7252	3.86%	\$ 3,473.57	\$ 3,533.14	1.71%	\$ 10,236.38	\$ 10,295.95	0.58%	\$ 1,602.47
MGS-S Customer 7253	3.77%	\$ 6,160.21	\$ 6,256.37	1.56%	\$ 16,095.66	\$ 16,191.82	0.60%	\$ 2,647.99
MGS-S Customer 7254	5.15%	\$ 3,233.34	\$ 3,315.25	2.53%	\$ 7,955.17	\$ 8,037.08	1.03%	\$ 1,670.94
MGS-S Customer 7255	2.84%	\$ 9,397.44	\$ 9,496.09	1.05%	\$ 27,286.56	\$ 27,385.21	0.36%	\$ 3,578.21
MGS-S Customer 7256	3.55%	\$ 16,432.31	\$ 16,636.14	1.24%	\$ 64,587.59	\$ 64,791.42	0.32%	\$ 5,949.52
MGS-S Customer 7257	3.91%	\$ 3,843.09	\$ 3,908.25	1.70%	\$ 10,552.31	\$ 10,617.47	0.62%	\$ 1,731.68
MGS-S Customer 7258	4.12%	\$ 4,852.80	\$ 4,939.83	1.79%	\$ 14,330.17	\$ 14,417.20	0.61%	\$ 2,197.76
MGS-S Customer 7259	5.01%	\$ 3,872.21	\$ 3,961.36	2.30%	\$ 12,300.30	\$ 12,389.45	0.72%	\$ 1,867.03
MGS-S Customer 7260	3.10%	\$ 50,290.92	\$ 50,803.88	1.02%	\$ 187,736.40	\$ 188,249.36	0.27%	\$ 17,080.19
MGS-S Customer 7261	3.66%	\$ 2,990.30	\$ 3,046.15	1.87%	\$ 7,629.86	\$ 7,685.71	0.73%	\$ 1,581.81
MGS-S Customer 7262	2.06%	\$ 3,250.32	\$ 3,281.43	0.96%	\$ 6,797.06	\$ 6,828.17	0.46%	\$ 1,541.71
MGS-S Customer 7263	5.51%	\$ 1,707.80	\$ 1,767.73	3.51%	\$ 5,280.48	\$ 5,340.41	1.13%	\$ 1,147.40
MGS-S Customer 7264	3.65%	\$ 13,220.36	\$ 13,398.33	1.35%	\$ 29,681.18	\$ 29,859.15	0.60%	\$ 5,057.98
MGS-S Customer 7265	4.40%	\$ 2,268.08	\$ 2,321.81	2.37%	\$ 14,859.94	\$ 14,913.67	0.36%	\$ 1,275.95
MGS-S Customer 7266	3.67%	\$ 8,293.45	\$ 8,411.22	1.42%	\$ 27,637.15	\$ 27,754.92	0.43%	\$ 3,323.10
MGS-S Customer 7267	4.55%	\$ 6,217.71	\$ 6,334.06	1.87%	\$ 16,021.53	\$ 16,137.88	0.73%	\$ 2,673.26
MGS-S Customer 7268	3.40%	\$ 6,543.73	\$ 6,634.35	1.38%	\$ 19,925.72	\$ 20,016.34	0.45%	\$ 2,754.91
MGS-S Customer 7269	3.02%	\$ 15,241.26	\$ 15,405.66	1.08%	\$ 51,330.30	\$ 51,494.70	0.32%	\$ 5,614.50
MGS-S Customer 7270	3.07%	\$ 4,262.42	\$ 4,323.31	1.43%	\$ 6,057.84	\$ 6,118.73	1.01%	\$ 2,042.21
MGS-S Customer 7271	4.64%	\$ 13,281.84	\$ 13,503.55	1.67%	\$ 42,661.31	\$ 42,883.02	0.52%	\$ 4,997.92
MGS-S Customer 7272	3.14%	\$ 12,776.63	\$ 12,925.55	1.17%	\$ 30,857.71	\$ 31,006.63	0.48%	\$ 4,886.90
MGS-S Customer 7273	4.12%	\$ 2,744.91	\$ 2,804.31	2.16%	\$ 6,867.54	\$ 6,926.94	0.86%	\$ 1,501.51
MGS-S Customer 7274	3.77%	\$ 19,029.78	\$ 19,275.97	1.29%	\$ 77,569.34	\$ 77,815.53	0.32%	\$ 6,782.65
MGS-S Customer 7275	4.23%	\$ 7,415.31	\$ 7,543.00	1.72%	\$ 9,153.95	\$ 9,281.64	1.39%	\$ 3,146.10
MGS-S Customer 7276	4.10%	\$ 3,796.83	\$ 3,864.10	1.77%	\$ 11,630.98	\$ 11,698.25	0.58%	\$ 1,708.25
MGS-S Customer 7277	3.20%	\$ 12,702.30	\$ 12,850.62	1.17%	\$ 41,757.27	\$ 41,905.59	0.36%	\$ 4,783.80

Internal Use

Customer	Distribution % Difference	Delivery 8/24 Prices	Delivery 1/25 Prices	Delivery % Difference	Bundled 8/24 Prices	Bundled 1/25 Prices	Bundled % Difference	Distribution 1/25 Prices
MGS-S Customer 7278	4.01%	\$ 5,962.18	\$ 6,057.34	1.60%	\$ 13,306.48	\$ 13,401.64	0.72%	\$ 2,465.56
MGS-S Customer 7279	2.98%	\$ 40,617.69	\$ 41,020.87	0.99%	\$ 150,345.09	\$ 150,748.27	0.27%	\$ 13,911.00
MGS-S Customer 7280	2.20%	\$ 6,984.86	\$ 7,049.03	0.92%	\$ 9,279.27	\$ 9,343.44	0.69%	\$ 2,979.45
MGS-S Customer 7281	3.66%	\$ 11,836.41	\$ 11,992.65	1.32%	\$ 49,936.03	\$ 50,092.27	0.31%	\$ 4,422.87
MGS-S Customer 7282	2.97%	\$ 45,814.51	\$ 46,269.52	0.99%	\$ 143,624.21	\$ 144,079.22	0.32%	\$ 15,800.86
MGS-S Customer 7283	2.97%	\$ 24,653.05	\$ 24,902.73	1.01%	\$ 92,032.05	\$ 92,281.73	0.27%	\$ 8,662.81
MGS-S Customer 7284	2.10%	\$ 11,447.24	\$ 11,537.96	0.79%	\$ 30,872.06	\$ 30,962.78	0.29%	\$ 4,405.49
MGS-S Customer 7285	4.18%	\$ 5,552.43	\$ 5,651.59	1.79%	\$ 10,616.60	\$ 10,715.76	0.93%	\$ 2,473.11
MGS-S Customer 7286	4.55%	\$ 5,250.70	\$ 5,352.38	1.94%	\$ 14,734.58	\$ 14,836.26	0.69%	\$ 2,338.36
MGS-S Customer 7287	3.78%	\$ 32,408.30	\$ 32,816.49	1.26%	\$ 122,342.95	\$ 122,751.14	0.33%	\$ 11,216.93
MGS-S Customer 7288	4.19%	\$ 3,075.08	\$ 3,134.24	1.92%	\$ 8,888.82	\$ 8,947.98	0.67%	\$ 1,471.47
MGS-S Customer 7289	4.35%	\$ 4,961.24	\$ 5,049.44	1.78%	\$ 12,352.50	\$ 12,440.70	0.71%	\$ 2,118.07
MGS-S Customer 7290	3.47%	\$ 6,582.38	\$ 6,671.24	1.35%	\$ 17,656.81	\$ 17,745.67	0.50%	\$ 2,652.03
MGS-S Customer 7291	5.74%	\$ 2,665.97	\$ 2,746.70	3.03%	\$ 5,788.68	\$ 5,869.41	1.39%	\$ 1,486.03
MGS-S Customer 7292	4.28%	\$ 24,320.23	\$ 24,675.39	1.46%	\$ 81,250.96	\$ 81,606.12	0.44%	\$ 8,644.91
MGS-S Customer 7293	4.98%	\$ 2,624.61	\$ 2,693.98	2.64%	\$ 6,528.54	\$ 6,597.91	1.06%	\$ 1,463.73
MGS-S Customer 7294	3.95%	\$ 8,282.51	\$ 8,407.29	1.51%	\$ 33,012.25	\$ 33,137.03	0.38%	\$ 3,282.94
MGS-S Customer 7295	4.89%	\$ 3,878.19	\$ 3,959.93	2.11%	\$ 9,687.58	\$ 9,769.32	0.84%	\$ 1,753.81
MGS-S Customer 7296	3.46%	\$ 8,182.19	\$ 8,292.26	1.35%	\$ 25,664.53	\$ 25,774.60	0.43%	\$ 3,296.09
MGS-S Customer 7297	4.44%	\$ 6,882.81	\$ 7,005.46	1.78%	\$ 19,488.38	\$ 19,611.03	0.63%	\$ 2,884.57
MGS-S Customer 7298	3.70%	\$ 9,315.78	\$ 9,442.29	1.36%	\$ 28,718.89	\$ 28,845.40	0.44%	\$ 3,545.54
MGS-S Customer 7299	3.93%	\$ 3,661.02	\$ 3,724.31	1.73%	\$ 9,711.28	\$ 9,774.57	0.65%	\$ 1,673.04
MGS-S Customer 7300	4.14%	\$ 3,659.68	\$ 3,726.29	1.82%	\$ 9,513.41	\$ 9,580.02	0.70%	\$ 1,674.69
MGS-S Customer 7301	3.39%	\$ 14,462.77	\$ 14,633.14	1.18%	\$ 54,153.40	\$ 54,323.77	0.31%	\$ 5,189.57
MGS-S Customer 7302	3.34%	\$ 5,772.89	\$ 5,850.33	1.34%	\$ 13,116.96	\$ 13,194.40	0.59%	\$ 2,396.27
MGS-S Customer 7303	3.55%	\$ 19,884.69	\$ 20,126.12	1.21%	\$ 84,548.78	\$ 84,790.21	0.29%	\$ 7,033.65
MGS-S Customer 7304	3.56%	\$ 5,786.89	\$ 5,872.83	1.49%	\$ 17,656.60	\$ 17,742.54	0.49%	\$ 2,503.19
MGS-S Customer 7305	3.72%	\$ 9,662.63	\$ 9,798.85	1.41%	\$ 29,726.99	\$ 29,863.21	0.46%	\$ 3,794.88
MGS-S Customer 7306	2.47%	\$ 18,448.24	\$ 18,623.90	0.95%	\$ 44,911.71	\$ 45,087.37	0.39%	\$ 7,296.85
MGS-S Customer 7307	3.63%	\$ 10,766.10	\$ 10,906.21	1.30%	\$ 36,921.40	\$ 37,061.51	0.38%	\$ 4,001.77
MGS-S Customer 7308	3.96%	\$ 4,957.18	\$ 5,042.72	1.73%	\$ 12,878.51	\$ 12,964.05	0.66%	\$ 2,244.43
MGS-S Customer 7309	3.96%	\$ 5,493.86	\$ 5,579.41	1.56%	\$ 20,662.70	\$ 20,748.25	0.41%	\$ 2,246.61
MGS-S Customer 7310	4.40%	\$ 3,429.91	\$ 3,502.52	2.12%	\$ 10,119.82	\$ 10,192.43	0.72%	\$ 1,722.88
MGS-S Customer 7311	3.59%	\$ 8,566.12	\$ 8,679.54	1.32%	\$ 29,133.58	\$ 29,247.00	0.39%	\$ 3,275.58
MGS-S Customer 7312	4.82%	\$ 9,076.07	\$ 9,243.49	1.84%	\$ 23,528.14	\$ 23,695.56	0.71%	\$ 3,638.81
MGS-S Customer 7313	3.36%	\$ 13,565.59	\$ 13,728.86	1.20%	\$ 51,290.88	\$ 51,454.15	0.32%	\$ 5,024.13
MGS-S Customer 7314	4.19%	\$ 3,484.68	\$ 3,555.06	2.02%	\$ 8,981.79	\$ 9,052.17	0.78%	\$ 1,749.70
MGS-S Customer 7315	4.00%	\$ 9,764.95	\$ 9,908.20	1.47%	\$ 26,858.79	\$ 27,002.04	0.53%	\$ 3,720.62
MGS-S Customer 7316	3.48%	\$ 25,741.89	\$ 26,040.14	1.16%	\$ 117,582.45	\$ 117,880.70	0.25%	\$ 8,877.26
MGS-S Customer 7317	3.41%	\$ 6,698.97	\$ 6,791.30	1.38%	\$ 21,397.39	\$ 21,489.72	0.43%	\$ 2,799.62

Customer	Distribution % Difference	Delivery 8/24 Prices	Delivery 1/25 Prices	Delivery % Difference	Bundled 8/24 Prices	Bundled 1/25 Prices	Bundled % Difference	Distribution 1/25 Prices
MGS-S Customer 7318	-0.21%	\$ 36,379.41	\$ 36,348.04	-0.09%	\$ 80,439.48	\$ 80,408.11	-0.04%	\$ 14,925.02
MGS-S Customer 7319	6.25%	\$ 11,076.35	\$ 11,337.72	2.36%	\$ 12,790.31	\$ 13,051.68	2.04%	\$ 4,440.07
MGS-S Customer 7320	3.65%	\$ 4,913.41	\$ 4,986.25	1.48%	\$ 16,152.38	\$ 16,225.22	0.45%	\$ 2,071.04
MGS-S Customer 7321	3.97%	\$ 3,617.48	\$ 3,680.63	1.75%	\$ 10,162.27	\$ 10,225.42	0.62%	\$ 1,654.49
MGS-S Customer 7322	3.84%	\$ 6,596.79	\$ 6,698.30	1.54%	\$ 24,733.40	\$ 24,834.91	0.41%	\$ 2,742.16
MGS-S Customer 7323	3.71%	\$ 15,162.47	\$ 15,361.65	1.31%	\$ 54,597.15	\$ 54,796.33	0.36%	\$ 5,571.45
MGS-S Customer 7324	4.10%	\$ 3,935.03	\$ 4,009.77	1.90%	\$ 10,400.64	\$ 10,475.38	0.72%	\$ 1,899.35
MGS-S Customer 7325	3.44%	\$ 5,983.04	\$ 6,071.37	1.48%	\$ 5,983.04	\$ 6,071.37	1.48%	\$ 2,655.06
MGS-S Customer 7326	2.94%	\$ 9,384.55	\$ 9,490.46	1.13%	\$ 26,583.52	\$ 26,689.43	0.40%	\$ 3,712.32
MGS-S Customer 7327	3.91%	\$ 6,781.78	\$ 6,889.61	1.59%	\$ 16,448.14	\$ 16,555.97	0.66%	\$ 2,867.10
MGS-S Customer 7328	5.55%	\$ 1,808.41	\$ 1,870.84	3.45%	\$ 4,597.70	\$ 4,660.13	1.36%	\$ 1,188.21
MGS-S Customer 7329	5.97%	\$ 4,478.94	\$ 4,595.10	2.59%	\$ 15,749.91	\$ 15,866.07	0.74%	\$ 2,062.50
MGS-S Customer 7330	4.16%	\$ 4,897.01	\$ 4,981.75	1.73%	\$ 8,483.18	\$ 8,567.92	1.00%	\$ 2,121.93
MGS-S Customer 7331	3.98%	\$ 4,425.05	\$ 4,504.95	1.81%	\$ 8,235.40	\$ 8,315.30	0.97%	\$ 2,088.39
MGS-S Customer 7332	4.85%	\$ 21,510.44	\$ 21,869.78	1.67%	\$ 65,881.31	\$ 66,240.65	0.55%	\$ 7,764.13
MGS-S Customer 7333	5.16%	\$ 907.92	\$ 940.39	3.58%	\$ 14,548.95	\$ 14,581.42	0.22%	\$ 662.11
MGS-S Customer 7334	3.93%	\$ 13,412.06	\$ 13,601.64	1.41%	\$ 45,236.78	\$ 45,426.36	0.42%	\$ 5,018.53
MGS-S Customer 7335	2.63%	\$ 7,402.62	\$ 7,482.58	1.08%	\$ 10,458.60	\$ 10,538.56	0.76%	\$ 3,121.84
MGS-S Customer 7336	1.68%	\$ 33,679.17	\$ 33,885.25	0.61%	\$ 95,175.88	\$ 95,381.96	0.22%	\$ 12,502.45
MGS-S Customer 7337	1.70%	\$ 12,361.43	\$ 12,442.13	0.65%	\$ 31,157.80	\$ 31,238.50	0.26%	\$ 4,820.87
MGS-S Customer 7338	3.88%	\$ 9,377.00	\$ 9,515.70	1.48%	\$ 26,936.01	\$ 27,074.71	0.51%	\$ 3,714.46
MGS-S Customer 7339	3.80%	\$ 4,622.47	\$ 4,695.10	1.57%	\$ 13,802.76	\$ 13,875.39	0.53%	\$ 1,985.04
MGS-S Customer 7340	4.62%	\$ 19,270.58	\$ 19,583.03	1.62%	\$ 49,948.09	\$ 50,260.54	0.63%	\$ 7,076.77
MGS-S Customer 7341	3.81%	\$ 9,240.81	\$ 9,373.26	1.43%	\$ 34,543.36	\$ 34,675.81	0.38%	\$ 3,611.50
MGS-S Customer 7342	4.51%	\$ 9,958.13	\$ 10,128.62	1.71%	\$ 23,468.67	\$ 23,639.16	0.73%	\$ 3,950.69
MGS-S Customer 7343	2.08%	\$ 2,984.93	\$ 3,014.57	0.99%	\$ 6,276.52	\$ 6,306.16	0.47%	\$ 1,451.55
MGS-S Customer 7344	3.99%	\$ 5,081.50	\$ 5,164.23	1.63%	\$ 13,113.32	\$ 13,196.05	0.63%	\$ 2,153.87
MGS-S Customer 7345	4.51%	\$ 3,741.82	\$ 3,815.29	1.96%	\$ 10,019.58	\$ 10,093.05	0.73%	\$ 1,701.59
MGS-S Customer 7346	3.48%	\$ 15,468.58	\$ 15,660.30	1.24%	\$ 52,261.48	\$ 52,453.20	0.37%	\$ 5,694.10
MGS-S Customer 7347	2.80%	\$ 13,361.72	\$ 13,497.42	1.02%	\$ 45,904.01	\$ 46,039.71	0.30%	\$ 4,984.13
MGS-S Customer 7348	3.00%	\$ 15,650.50	\$ 15,817.91	1.07%	\$ 54,207.63	\$ 54,375.04	0.31%	\$ 5,739.09
MGS-S Customer 7349	3.00%	\$ 3,270.89	\$ 3,316.14	1.38%	\$ 6,736.96	\$ 6,782.21	0.67%	\$ 1,552.52
MGS-S Customer 7350	5.63%	\$ 3,999.00	\$ 4,095.55	2.41%	\$ 7,801.69	\$ 7,898.24	1.24%	\$ 1,812.95
MGS-S Customer 7351	3.69%	\$ 6,035.28	\$ 6,126.66	1.51%	\$ 20,912.41	\$ 21,003.79	0.44%	\$ 2,568.98
MGS-S Customer 7352	3.45%	\$ 8,012.33	\$ 8,114.77	1.28%	\$ 29,752.02	\$ 29,854.46	0.34%	\$ 3,073.67
MGS-S Customer 7353	3.65%	\$ 4,297.79	\$ 4,368.97	1.66%	\$ 11,094.54	\$ 11,165.72	0.64%	\$ 2,021.48
MGS-S Customer 7354	5.59%	\$ 4,410.55	\$ 4,511.31	2.28%	\$ 15,692.03	\$ 15,792.79	0.64%	\$ 1,903.31
MGS-S Customer 7355	2.89%	\$ 15,323.77	\$ 15,483.02	1.04%	\$ 48,432.81	\$ 48,592.06	0.33%	\$ 5,662.84
MGS-S Customer 7356	3.14%	\$ 7,157.18	\$ 7,247.33	1.26%	\$ 20,676.86	\$ 20,767.01	0.44%	\$ 2,965.65
MGS-S Customer 7357	0.15%	\$ 6,156.85	\$ 6,160.55	0.06%	\$ 15,133.40	\$ 15,137.10	0.02%	\$ 2,500.97

Internal Use

Customer	Distribution % Difference	Delivery 8/24 Prices	Delivery 1/25 Prices	Delivery % Difference	Bundled 8/24 Prices	Bundled 1/25 Prices	Bundled % Difference	Distribution 1/25 Prices
MGS-S Customer 7358	3.78%	\$ 3,382.33	\$ 3,439.93	1.70%	\$ 8,834.99	\$ 8,892.59	0.65%	\$ 1,579.75
MGS-S Customer 7359	3.60%	\$ 6,219.43	\$ 6,307.26	1.41%	\$ 17,048.65	\$ 17,136.48	0.52%	\$ 2,528.21
MGS-S Customer 7360	3.72%	\$ 3,764.60	\$ 3,830.89	1.76%	\$ 9,103.00	\$ 9,169.29	0.73%	\$ 1,846.56
MGS-S Customer 7361	4.19%	\$ 4,604.24	\$ 4,690.41	1.87%	\$ 9,535.86	\$ 9,622.03	0.90%	\$ 2,143.76
MGS-S Customer 7362	3.77%	\$ 4,146.77	\$ 4,213.66	1.61%	\$ 10,380.54	\$ 10,447.43	0.64%	\$ 1,840.26
MGS-S Customer 7363	1.28%	\$ 3,803.86	\$ 3,825.73	0.57%	\$ 8,196.84	\$ 8,218.71	0.27%	\$ 1,724.83
MGS-S Customer 7364	3.15%	\$ 5,850.23	\$ 5,927.68	1.32%	\$ 15,548.93	\$ 15,626.38	0.50%	\$ 2,538.47
MGS-S Customer 7365	3.78%	\$ 15,746.22	\$ 15,956.73	1.34%	\$ 55,583.10	\$ 55,793.61	0.38%	\$ 5,772.70
MGS-S Customer 7366	3.82%	\$ 6,712.49	\$ 6,809.31	1.44%	\$ 27,065.36	\$ 27,162.18	0.36%	\$ 2,633.37
MGS-S Customer 7367	3.48%	\$ 7,258.56	\$ 7,360.07	1.40%	\$ 18,296.43	\$ 18,397.94	0.55%	\$ 3,020.66
MGS-S Customer 7368	4.66%	\$ 10,556.38	\$ 10,739.39	1.73%	\$ 30,739.91	\$ 30,922.92	0.60%	\$ 4,113.04
MGS-S Customer 7369	4.47%	\$ 15,240.95	\$ 15,483.04	1.59%	\$ 47,326.19	\$ 47,568.28	0.51%	\$ 5,659.85
MGS-S Customer 7370	3.20%	\$ 53,995.31	\$ 54,558.56	1.04%	\$ 217,186.68	\$ 217,749.93	0.26%	\$ 18,189.09
MGS-S Customer 7371	3.87%	\$ 10,642.00	\$ 10,796.98	1.46%	\$ 31,392.28	\$ 31,547.26	0.49%	\$ 4,157.42
MGS-S Customer 7372	3.86%	\$ 5,350.16	\$ 5,432.07	1.53%	\$ 19,594.38	\$ 19,676.29	0.42%	\$ 2,202.69
MGS-S Customer 7373	2.60%	\$ 3,200.68	\$ 3,242.75	1.31%	\$ 6,692.58	\$ 6,734.65	0.63%	\$ 1,659.48
MGS-S Customer 7374	3.77%	\$ 8,983.44	\$ 9,110.00	1.41%	\$ 20,998.04	\$ 21,124.60	0.60%	\$ 3,482.84
MGS-S Customer 7375	3.77%	\$ 8,403.16	\$ 8,526.08	1.46%	\$ 24,694.87	\$ 24,817.79	0.50%	\$ 3,383.62
MGS-S Customer 7376	3.72%	\$ 5,735.78	\$ 5,825.97	1.57%	\$ 13,697.44	\$ 13,787.63	0.66%	\$ 2,514.02
MGS-S Customer 7377	4.85%	\$ 13,925.40	\$ 14,164.57	1.72%	\$ 50,636.03	\$ 50,875.20	0.47%	\$ 5,172.38
MGS-S Customer 7378	2.83%	\$ 35,623.95	\$ 35,958.57	0.94%	\$ 146,660.81	\$ 146,995.43	0.23%	\$ 12,162.27
MGS-S Customer 7379	4.05%	\$ 6,431.33	\$ 6,535.74	1.62%	\$ 24,685.07	\$ 24,789.48	0.42%	\$ 2,684.84
MGS-S Customer 7380	3.92%	\$ 5,582.15	\$ 5,670.07	1.58%	\$ 13,425.55	\$ 13,513.47	0.65%	\$ 2,329.22
MGS-S Customer 7381	4.87%	\$ 3,870.45	\$ 3,951.46	2.09%	\$ 10,808.20	\$ 10,889.21	0.75%	\$ 1,743.03
MGS-S Customer 7382	3.67%	\$ 3,734.03	\$ 3,798.85	1.74%	\$ 10,056.12	\$ 10,120.94	0.64%	\$ 1,828.75
MGS-S Customer 7383	0.76%	\$ 3,318.92	\$ 3,330.71	0.36%	\$ 6,203.39	\$ 6,215.18	0.19%	\$ 1,565.78
MGS-S Customer 7384	3.98%	\$ 3,526.55	\$ 3,594.18	1.92%	\$ 8,833.87	\$ 8,901.50	0.77%	\$ 1,764.89
MGS-S Customer 7385	4.03%	\$ 3,248.66	\$ 3,309.19	1.86%	\$ 4,756.94	\$ 4,817.47	1.27%	\$ 1,562.03
MGS-S Customer 7386	4.20%	\$ 4,633.04	\$ 4,718.92	1.85%	\$ 12,501.92	\$ 12,587.80	0.69%	\$ 2,132.95
MGS-S Customer 7387	2.09%	\$ 53,016.82	\$ 53,394.62	0.71%	\$ 220,691.90	\$ 221,069.70	0.17%	\$ 18,446.95
MGS-S Customer 7388	5.84%	\$ 2,558.71	\$ 2,630.99	2.82%	\$ 6,404.48	\$ 6,476.76	1.13%	\$ 1,309.94
MGS-S Customer 7389	4.79%	\$ 2,719.33	\$ 2,787.33	2.50%	\$ 7,716.19	\$ 7,784.19	0.88%	\$ 1,488.43
MGS-S Customer 7390	2.07%	\$ 6,763.06	\$ 6,824.86	0.91%	\$ 18,171.14	\$ 18,232.94	0.34%	\$ 3,048.11
MGS-S Customer 7391	5.10%	\$ 3,528.83	\$ 3,614.45	2.43%	\$ 9,355.71	\$ 9,441.33	0.92%	\$ 1,766.01
MGS-S Customer 7392	4.50%	\$ 5,351.88	\$ 5,454.18	1.91%	\$ 14,310.15	\$ 14,412.45	0.71%	\$ 2,377.13
MGS-S Customer 7393	4.56%	\$ 3,030.11	\$ 3,098.83	2.27%	\$ 10,972.23	\$ 11,040.95	0.63%	\$ 1,575.15
MGS-S Customer 7394	3.61%	\$ 3,618.03	\$ 3,680.34	1.72%	\$ 9,837.74	\$ 9,900.05	0.63%	\$ 1,788.86
MGS-S Customer 7395	4.50%	\$ 5,079.56	\$ 5,176.88	1.92%	\$ 17,325.88	\$ 17,423.20	0.56%	\$ 2,258.84
MGS-S Customer 7396	3.68%	\$ 4,343.72	\$ 4,415.79	1.66%	\$ 12,155.81	\$ 12,227.88	0.59%	\$ 2,030.39
MGS-S Customer 7397	3.45%	\$ 4,484.79	\$ 4,554.50	1.55%	\$ 10,244.48	\$ 10,314.19	0.68%	\$ 2,093.03

Customer	Distribution % Difference	Delivery 8/24 Prices	Delivery 1/25 Prices	Delivery % Difference	Bundled 8/24 Prices	Bundled 1/25 Prices	Bundled % Difference	Distribution 1/25 Prices
MGS-S Customer 7398	4.36%	\$ 6,987.44	\$ 7,109.15	1.74%	\$ 20,996.17	\$ 21,117.88	0.58%	\$ 2,910.61
MGS-S Customer 7399	3.93%	\$ 6,562.94	\$ 6,667.92	1.60%	\$ 18,099.00	\$ 18,203.98	0.58%	\$ 2,777.73
MGS-S Customer 7400	4.90%	\$ 9,912.96	\$ 10,088.20	1.77%	\$ 30,480.42	\$ 30,655.66	0.57%	\$ 3,754.36
MGS-S Customer 7401	2.46%	\$ 6,141.23	\$ 6,204.65	1.03%	\$ 14,334.16	\$ 14,397.58	0.44%	\$ 2,646.44
MGS-S Customer 7402	4.14%	\$ 7,023.32	\$ 7,138.93	1.65%	\$ 23,422.44	\$ 23,538.05	0.49%	\$ 2,904.80
MGS-S Customer 7403	4.96%	\$ 7,024.87	\$ 7,165.16	2.00%	\$ 15,251.85	\$ 15,392.14	0.92%	\$ 2,968.38
MGS-S Customer 7404	4.61%	\$ 18,202.12	\$ 18,496.73	1.62%	\$ 51,452.85	\$ 51,747.46	0.57%	\$ 6,685.76
MGS-S Customer 7405	5.61%	\$ 1,730.12	\$ 1,782.57	3.03%	\$ 10,143.93	\$ 10,196.38	0.52%	\$ 987.26
MGS-S Customer 7406	3.95%	\$ 4,325.02	\$ 4,402.07	1.78%	\$ 11,680.06	\$ 11,757.11	0.66%	\$ 2,028.25
MGS-S Customer 7407	1.64%	\$ 3,498.45	\$ 3,524.84	0.75%	\$ 6,131.66	\$ 6,158.05	0.43%	\$ 1,632.78
MGS-S Customer 7408	1.10%	\$ 4,508.16	\$ 4,529.52	0.47%	\$ 9,679.51	\$ 9,700.87	0.22%	\$ 1,962.42
MGS-S Customer 7409	2.55%	\$ 3,943.62	\$ 3,988.36	1.13%	\$ 4,951.65	\$ 4,996.39	0.90%	\$ 1,802.01
MGS-S Customer 7410	4.50%	\$ 4,380.87	\$ 4,464.39	1.91%	\$ 8,352.45	\$ 8,435.97	1.00%	\$ 1,940.73
MGS-S Customer 7411	3.70%	\$ 9,029.19	\$ 9,156.10	1.41%	\$ 31,632.60	\$ 31,759.51	0.40%	\$ 3,556.21
MGS-S Customer 7412	3.31%	\$ 7,640.05	\$ 7,738.87	1.29%	\$ 28,399.47	\$ 28,498.29	0.35%	\$ 3,083.31
MGS-S Customer 7413	4.56%	\$ 8,724.73	\$ 8,872.94	1.70%	\$ 21,202.32	\$ 21,350.53	0.70%	\$ 3,395.06
MGS-S Customer 7414	3.54%	\$ 5,579.68	\$ 5,657.51	1.39%	\$ 20,757.44	\$ 20,835.27	0.37%	\$ 2,274.46
MGS-S Customer 7415	2.77%	\$ 59,365.44	\$ 59,897.89	0.90%	\$ 262,242.87	\$ 262,775.32	0.20%	\$ 19,756.94
MGS-S Customer 7416	3.84%	\$ 5,748.39	\$ 5,835.30	1.51%	\$ 19,037.03	\$ 19,123.94	0.46%	\$ 2,348.04
MGS-S Customer 7417	4.95%	\$ 2,297.70	\$ 2,361.44	2.77%	\$ 5,958.71	\$ 6,022.45	1.07%	\$ 1,351.31
MGS-S Customer 7418	3.76%	\$ 12,644.04	\$ 12,820.43	1.40%	\$ 27,182.95	\$ 27,359.34	0.65%	\$ 4,872.17
MGS-S Customer 7419	4.38%	\$ 9,120.07	\$ 9,271.26	1.66%	\$ 30,219.88	\$ 30,371.07	0.50%	\$ 3,603.57
MGS-S Customer 7420	4.04%	\$ 2,863.53	\$ 2,919.33	1.95%	\$ 3,116.17	\$ 3,171.97	1.79%	\$ 1,436.85
MGS-S Customer 7421	3.70%	\$ 3,052.31	\$ 3,105.89	1.76%	\$ 3,052.31	\$ 3,105.89	1.76%	\$ 1,503.32
MGS-S Customer 7422	2.53%	\$ 6,337.10	\$ 6,402.12	1.03%	\$ 7,377.13	\$ 7,442.15	0.88%	\$ 2,632.73
MGS-S Customer 7423	5.41%	\$ 3,162.39	\$ 3,245.89	2.64%	\$ 10,768.58	\$ 10,852.08	0.78%	\$ 1,626.48
MGS-S Customer 7424	3.92%	\$ 4,213.84	\$ 4,285.51	1.70%	\$ 5,207.25	\$ 5,278.92	1.38%	\$ 1,901.40
MGS-S Customer 7425	4.50%	\$ 5,553.47	\$ 5,653.43	1.80%	\$ 13,371.28	\$ 13,471.24	0.75%	\$ 2,322.17
MGS-S Customer 7426	3.81%	\$ 7,345.62	\$ 7,455.83	1.50%	\$ 25,548.85	\$ 25,659.06	0.43%	\$ 3,002.18
MGS-S Customer 7427	4.38%	\$ 14,023.86	\$ 14,249.30	1.61%	\$ 31,209.12	\$ 31,434.56	0.72%	\$ 5,376.90
MGS-S Customer 7428	4.10%	\$ 4,479.87	\$ 4,557.75	1.74%	\$ 8,225.20	\$ 8,303.08	0.95%	\$ 1,975.25
MGS-S Customer 7429	4.51%	\$ 21,318.24	\$ 21,651.34	1.56%	\$ 63,870.03	\$ 64,203.13	0.52%	\$ 7,716.70
MGS-S Customer 7430	4.58%	\$ 4,722.69	\$ 4,817.91	2.02%	\$ 11,260.17	\$ 11,355.39	0.85%	\$ 2,175.36
MGS-S Customer 7431	3.56%	\$ 7,816.83	\$ 7,925.75	1.39%	\$ 25,367.73	\$ 25,476.65	0.43%	\$ 3,169.19
MGS-S Customer 7432	4.10%	\$ 6,037.40	\$ 6,139.65	1.69%	\$ 17,649.22	\$ 17,751.47	0.58%	\$ 2,595.13
MGS-S Customer 7433	4.05%	\$ 5,416.66	\$ 5,504.61	1.62%	\$ 15,282.76	\$ 15,370.71	0.58%	\$ 2,257.83
MGS-S Customer 7434	3.51%	\$ 4,413.86	\$ 4,484.03	1.59%	\$ 9,738.66	\$ 9,808.83	0.72%	\$ 2,071.70
MGS-S Customer 7435	3.67%	\$ 5,473.62	\$ 5,558.46	1.55%	\$ 17,192.50	\$ 17,277.34	0.49%	\$ 2,395.84
MGS-S Customer 7436	3.67%	\$ 5,014.49	\$ 5,094.38	1.59%	\$ 13,449.09	\$ 13,528.98	0.59%	\$ 2,259.35
MGS-S Customer 7437	5.73%	\$ 4,089.81	\$ 4,196.26	2.60%	\$ 9,709.30	\$ 9,815.75	1.10%	\$ 1,965.79

Internal Use

Customer	Distribution % Difference	Delivery 8/24 Prices	Delivery 1/25 Prices	Delivery % Difference	Bundled 8/24 Prices	Bundled 1/25 Prices	Bundled % Difference	Distribution 1/25 Prices
MGS-S Customer 7438	3.66%	\$ 7,799.26	\$ 7,905.63	1.36%	\$ 27,667.20	\$ 27,773.57	0.38%	\$ 3,014.16
MGS-S Customer 7439	3.97%	\$ 2,963.78	\$ 3,023.82	2.03%	\$ 7,626.65	\$ 7,686.69	0.79%	\$ 1,573.42
MGS-S Customer 7440	2.91%	\$ 32,558.97	\$ 32,876.24	0.97%	\$ 125,231.37	\$ 125,548.64	0.25%	\$ 11,229.48
MGS-S Customer 7441	4.30%	\$ 7,561.79	\$ 7,697.46	1.79%	\$ 8,567.31	\$ 8,702.98	1.58%	\$ 3,287.50
MGS-S Customer 7442	5.19%	\$ 2,939.97	\$ 3,017.33	2.63%	\$ 7,953.86	\$ 8,031.22	0.97%	\$ 1,566.57
MGS-S Customer 7443	3.09%	\$ 15,923.80	\$ 16,093.67	1.07%	\$ 77,292.53	\$ 77,462.40	0.22%	\$ 5,673.50
MGS-S Customer 7444	5.88%	\$ 2,839.04	\$ 2,916.39	2.72%	\$ 8,876.16	\$ 8,953.51	0.87%	\$ 1,392.43
MGS-S Customer 7445	3.75%	\$ 5,612.95	\$ 5,702.60	1.60%	\$ 12,017.77	\$ 12,107.42	0.75%	\$ 2,482.45
MGS-S Customer 7446	3.08%	\$ 25,829.09	\$ 26,105.49	1.07%	\$ 78,445.22	\$ 78,721.62	0.35%	\$ 9,250.04
MGS-S Customer 7447	4.03%	\$ 8,132.22	\$ 8,259.94	1.57%	\$ 23,082.48	\$ 23,210.20	0.55%	\$ 3,300.59
MGS-S Customer 7448	3.89%	\$ 24,779.46	\$ 25,120.33	1.38%	\$ 39,226.96	\$ 39,567.83	0.87%	\$ 9,099.56
MGS-S Customer 7449	3.74%	\$ 3,988.21	\$ 4,052.80	1.62%	\$ 9,256.11	\$ 9,320.70	0.70%	\$ 1,791.81
MGS-S Customer 7450	3.39%	\$ 3,769.62	\$ 3,833.57	1.70%	\$ 8,011.09	\$ 8,075.04	0.80%	\$ 1,950.72
MGS-S Customer 7451	3.89%	\$ 4,146.49	\$ 4,219.68	1.77%	\$ 12,774.31	\$ 12,847.50	0.57%	\$ 1,956.79
MGS-S Customer 7452	3.06%	\$ 16,071.49	\$ 16,246.29	1.09%	\$ 53,732.79	\$ 53,907.59	0.33%	\$ 5,892.40
MGS-S Customer 7453	4.50%	\$ 3,980.57	\$ 4,055.73	1.89%	\$ 16,052.30	\$ 16,127.46	0.47%	\$ 1,743.59
MGS-S Customer 7454	3.35%	\$ 11,053.14	\$ 11,190.93	1.25%	\$ 34,692.01	\$ 34,829.80	0.40%	\$ 4,250.18
MGS-S Customer 7455	4.73%	\$ 3,469.02	\$ 3,540.78	2.07%	\$ 12,492.54	\$ 12,564.30	0.57%	\$ 1,587.68
MGS-S Customer 7456	5.00%	\$ 2,138.71	\$ 2,200.59	2.89%	\$ 5,193.21	\$ 5,255.09	1.19%	\$ 1,300.27
MGS-S Customer 7457	3.62%	\$ 7,089.58	\$ 7,191.41	1.44%	\$ 25,355.66	\$ 25,457.49	0.40%	\$ 2,911.47
MGS-S Customer 7458	4.34%	\$ 4,663.14	\$ 4,752.24	1.91%	\$ 12,899.27	\$ 12,988.37	0.69%	\$ 2,141.47
MGS-S Customer 7459	4.71%	\$ 7,654.54	\$ 7,795.29	1.84%	\$ 24,163.35	\$ 24,304.10	0.58%	\$ 3,127.57
MGS-S Customer 7460	2.54%	\$ 37,612.29	\$ 37,938.94	0.87%	\$ 144,124.31	\$ 144,450.96	0.23%	\$ 13,189.30
MGS-S Customer 7461	3.76%	\$ 13,684.31	\$ 13,870.75	1.36%	\$ 40,070.76	\$ 40,257.20	0.47%	\$ 5,150.14
MGS-S Customer 7462	1.62%	\$ 8,015.99	\$ 8,073.84	0.72%	\$ 27,207.72	\$ 27,265.57	0.21%	\$ 3,626.18
MGS-S Customer 7463	3.57%	\$ 7,056.28	\$ 7,152.40	1.36%	\$ 22,257.92	\$ 22,354.04	0.43%	\$ 2,788.21
MGS-S Customer 7464	3.60%	\$ 20,959.04	\$ 21,217.41	1.23%	\$ 80,787.50	\$ 81,045.87	0.32%	\$ 7,442.43
MGS-S Customer 7465	3.64%	\$ 4,096.81	\$ 4,160.18	1.55%	\$ 12,743.26	\$ 12,806.63	0.50%	\$ 1,805.24
MGS-S Customer 7466	3.90%	\$ 8,480.80	\$ 8,606.99	1.49%	\$ 31,444.94	\$ 31,571.13	0.40%	\$ 3,364.16
MGS-S Customer 7467	4.12%	\$ 8,402.78	\$ 8,535.56	1.58%	\$ 28,605.05	\$ 28,737.83	0.46%	\$ 3,358.14
MGS-S Customer 7468	3.96%	\$ 5,939.87	\$ 6,037.88	1.65%	\$ 16,109.45	\$ 16,207.46	0.61%	\$ 2,570.67
MGS-S Customer 7469	3.89%	\$ 8,995.99	\$ 9,123.31	1.42%	\$ 33,175.90	\$ 33,303.22	0.38%	\$ 3,401.65
MGS-S Customer 7470	3.74%	\$ 6,279.25	\$ 6,374.36	1.51%	\$ 23,037.73	\$ 23,132.84	0.41%	\$ 2,640.80
MGS-S Customer 7471	3.43%	\$ 3,800.09	\$ 3,862.36	1.64%	\$ 6,387.02	\$ 6,449.29	0.97%	\$ 1,877.31
MGS-S Customer 7472	3.69%	\$ 9,104.80	\$ 9,237.05	1.45%	\$ 13,184.01	\$ 13,316.26	1.00%	\$ 3,713.99
MGS-S Customer 7473	4.11%	\$ 4,520.24	\$ 4,602.22	1.81%	\$ 15,045.87	\$ 15,127.85	0.54%	\$ 2,074.42
MGS-S Customer 7474	3.65%	\$ 10,225.48	\$ 10,365.95	1.37%	\$ 30,815.79	\$ 30,956.26	0.46%	\$ 3,992.09
MGS-S Customer 7475	3.09%	\$ 21,043.31	\$ 21,268.26	1.07%	\$ 75,313.98	\$ 75,538.93	0.30%	\$ 7,503.26
MGS-S Customer 7476	2.96%	\$ 13,562.16	\$ 13,707.29	1.07%	\$ 48,618.25	\$ 48,763.38	0.30%	\$ 5,042.18
MGS-S Customer 7477	4.72%	\$ 11,207.76	\$ 11,401.96	1.73%	\$ 36,087.30	\$ 36,281.50	0.54%	\$ 4,307.36

Customer	Distribution % Difference	Delivery 8/24 Prices	Delivery 1/25 Prices	Delivery % Difference	Bundled 8/24 Prices	Bundled 1/25 Prices	Bundled % Difference	Distribution 1/25 Prices
MGS-S Customer 7478	4.49%	\$ 2,340.38	\$ 2,393.35	2.26%	\$ 5,972.71	\$ 6,025.68	0.89%	\$ 1,231.77
MGS-S Customer 7479	1.87%	\$ 3,755.85	\$ 3,787.26	0.84%	\$ 8,070.45	\$ 8,101.86	0.39%	\$ 1,710.92
MGS-S Customer 7480	4.64%	\$ 3,255.10	\$ 3,328.81	2.26%	\$ 9,869.25	\$ 9,942.96	0.75%	\$ 1,663.30
MGS-S Customer 7481	3.73%	\$ 18,475.11	\$ 18,714.45	1.30%	\$ 68,705.42	\$ 68,944.76	0.35%	\$ 6,648.14
MGS-S Customer 7482	4.39%	\$ 13,034.16	\$ 13,240.32	1.58%	\$ 43,309.46	\$ 43,515.62	0.48%	\$ 4,902.64
MGS-S Customer 7483	4.21%	\$ 4,243.53	\$ 4,318.60	1.77%	\$ 13,113.59	\$ 13,188.66	0.57%	\$ 1,856.92
MGS-S Customer 7484	3.70%	\$ 9,834.84	\$ 9,971.34	1.39%	\$ 33,583.40	\$ 33,719.90	0.41%	\$ 3,828.46
MGS-S Customer 7485	3.43%	\$ 6,066.21	\$ 6,147.92	1.35%	\$ 18,043.10	\$ 18,124.81	0.45%	\$ 2,465.86
MGS-S Customer 7486	3.97%	\$ 6,509.84	\$ 6,614.97	1.61%	\$ 19,307.37	\$ 19,412.50	0.54%	\$ 2,750.55
MGS-S Customer 7487	4.06%	\$ 5,615.87	\$ 5,710.40	1.68%	\$ 20,584.41	\$ 20,678.94	0.46%	\$ 2,424.22
MGS-S Customer 7488	3.75%	\$ 4,548.85	\$ 4,625.39	1.68%	\$ 10,407.38	\$ 10,483.92	0.74%	\$ 2,115.97
MGS-S Customer 7489	3.53%	\$ 16,231.50	\$ 16,432.81	1.24%	\$ 61,553.04	\$ 61,754.35	0.33%	\$ 5,899.58
MGS-S Customer 7490	4.45%	\$ 2,155.95	\$ 2,205.76	2.31%	\$ 5,386.30	\$ 5,436.11	0.92%	\$ 1,170.22
MGS-S Customer 7491	4.35%	\$ 4,904.95	\$ 4,996.45	1.87%	\$ 17,383.91	\$ 17,475.41	0.53%	\$ 2,195.61
MGS-S Customer 7492	3.20%	\$ 19,420.97	\$ 19,636.81	1.11%	\$ 70,382.57	\$ 70,598.41	0.31%	\$ 6,964.37
MGS-S Customer 7493	3.65%	\$ 5,100.28	\$ 5,181.32	1.59%	\$ 11,499.05	\$ 11,580.09	0.70%	\$ 2,303.56
MGS-S Customer 7494	3.40%	\$ 16,346.80	\$ 16,543.76	1.20%	\$ 54,666.26	\$ 54,863.22	0.36%	\$ 5,987.75
MGS-S Customer 7495	2.53%	\$ 19,228.28	\$ 19,402.78	0.91%	\$ 45,920.27	\$ 46,094.77	0.38%	\$ 7,059.61
MGS-S Customer 7496	3.94%	\$ 5,686.88	\$ 5,780.49	1.65%	\$ 18,082.55	\$ 18,176.16	0.52%	\$ 2,466.66
MGS-S Customer 7497	3.63%	\$ 10,997.54	\$ 11,149.00	1.38%	\$ 24,910.28	\$ 25,061.74	0.61%	\$ 4,320.14
MGS-S Customer 7498	3.88%	\$ 10,812.76	\$ 10,970.86	1.46%	\$ 26,419.23	\$ 26,577.33	0.60%	\$ 4,228.27
MGS-S Customer 7499	3.90%	\$ 5,008.96	\$ 5,088.61	1.59%	\$ 14,287.40	\$ 14,367.05	0.56%	\$ 2,119.36
MGS-S Customer 7500	4.10%	\$ 8,691.84	\$ 8,827.38	1.56%	\$ 31,572.00	\$ 31,707.54	0.43%	\$ 3,439.70
MGS-S Customer 7501	3.78%	\$ 5,692.28	\$ 5,778.33	1.51%	\$ 14,530.00	\$ 14,616.05	0.59%	\$ 2,359.83
MGS-S Customer 7502	3.58%	\$ 16,033.94	\$ 16,243.86	1.31%	\$ 28,420.12	\$ 28,630.04	0.74%	\$ 6,065.27
MGS-S Customer 7503	4.05%	\$ 5,462.70	\$ 5,552.15	1.64%	\$ 12,182.66	\$ 12,272.11	0.73%	\$ 2,296.23
MGS-S Customer 7504	3.07%	\$ 4,760.04	\$ 4,824.55	1.36%	\$ 13,453.11	\$ 13,517.62	0.48%	\$ 2,166.25
MGS-S Customer 7505	3.81%	\$ 7,611.11	\$ 7,723.52	1.48%	\$ 30,303.87	\$ 30,416.28	0.37%	\$ 3,062.72
MGS-S Customer 7506	3.96%	\$ 5,137.95	\$ 5,225.77	1.71%	\$ 13,030.26	\$ 13,118.08	0.67%	\$ 2,307.56
MGS-S Customer 7507	2.19%	\$ 2,322.98	\$ 2,349.23	1.13%	\$ 5,080.62	\$ 5,106.87	0.52%	\$ 1,225.99
MGS-S Customer 7508	3.56%	\$ 7,352.39	\$ 7,455.74	1.41%	\$ 24,917.00	\$ 25,020.35	0.41%	\$ 3,007.49
MGS-S Customer 7509	3.94%	\$ 4,591.81	\$ 4,666.27	1.62%	\$ 15,337.17	\$ 15,411.63	0.49%	\$ 1,963.83
MGS-S Customer 7510	4.12%	\$ 9,344.92	\$ 9,489.65	1.55%	\$ 33,710.50	\$ 33,855.23	0.43%	\$ 3,656.77
MGS-S Customer 7511	3.62%	\$ 3,736.44	\$ 3,795.71	1.59%	\$ 10,195.77	\$ 10,255.04	0.58%	\$ 1,695.30
MGS-S Customer 7512	3.61%	\$ 4,908.50	\$ 4,986.33	1.59%	\$ 11,467.01	\$ 11,544.84	0.68%	\$ 2,235.51
MGS-S Customer 7513	2.47%	\$ 20,479.92	\$ 20,657.63	0.87%	\$ 63,260.24	\$ 63,437.95	0.28%	\$ 7,379.17
MGS-S Customer 7514	-0.35%	\$ 18,305.89	\$ 18,276.27	-0.16%	\$ 26,231.22	\$ 26,201.60	-0.11%	\$ 8,487.80
MGS-S Customer 7515	3.83%	\$ 4,217.18	\$ 4,285.71	1.63%	\$ 11,136.87	\$ 11,205.40	0.62%	\$ 1,860.11
MGS-S Customer 7516	4.95%	\$ 3,430.56	\$ 3,511.05	2.35%	\$ 12,963.35	\$ 13,043.84	0.62%	\$ 1,704.83
MGS-S Customer 7517	3.94%	\$ 10,206.67	\$ 10,355.84	1.46%	\$ 38,082.43	\$ 38,231.60	0.39%	\$ 3,930.59

Internal Use

Customer	Distribution % Difference	Delivery 8/24 Prices	Delivery 1/25 Prices	Delivery % Difference	Bundled 8/24 Prices	Bundled 1/25 Prices	Bundled % Difference	Distribution 1/25 Prices
MGS-S Customer 7518	3.64%	\$ 6,041.07	\$ 6,131.03	1.49%	\$ 22,298.96	\$ 22,388.92	0.40%	\$ 2,560.94
MGS-S Customer 7519	3.62%	\$ 9,820.82	\$ 9,948.03	1.30%	\$ 40,132.69	\$ 40,259.90	0.32%	\$ 3,643.24
MGS-S Customer 7520	4.91%	\$ 5,560.27	\$ 5,675.90	2.08%	\$ 11,844.77	\$ 11,960.40	0.98%	\$ 2,470.88
MGS-S Customer 7521	2.76%	\$ 15,607.44	\$ 15,764.54	1.01%	\$ 36,924.47	\$ 37,081.57	0.43%	\$ 5,843.37
MGS-S Customer 7522	5.73%	\$ 2,569.54	\$ 2,648.35	3.07%	\$ 5,341.92	\$ 5,420.73	1.48%	\$ 1,454.78
MGS-S Customer 7523	3.81%	\$ 4,309.49	\$ 4,377.89	1.59%	\$ 15,530.41	\$ 15,598.81	0.44%	\$ 1,861.66
MGS-S Customer 7524	3.37%	\$ 23,441.06	\$ 23,713.58	1.16%	\$ 74,475.78	\$ 74,748.30	0.37%	\$ 8,364.53
MGS-S Customer 7525	4.44%	\$ 5,516.02	\$ 5,620.36	1.89%	\$ 11,750.25	\$ 11,854.59	0.89%	\$ 2,453.45
MGS-S Customer 7526	3.49%	\$ 13,496.76	\$ 13,671.95	1.30%	\$ 38,579.92	\$ 38,755.11	0.45%	\$ 5,197.12
MGS-S Customer 7527	1.65%	\$ 3,940.64	\$ 3,969.18	0.72%	\$ 9,843.62	\$ 9,872.16	0.29%	\$ 1,762.91
MGS-S Customer 7528	3.67%	\$ 5,800.94	\$ 5,888.85	1.52%	\$ 21,651.60	\$ 21,739.51	0.41%	\$ 2,480.44
MGS-S Customer 7529	4.09%	\$ 5,867.59	\$ 5,967.11	1.70%	\$ 17,517.91	\$ 17,617.43	0.57%	\$ 2,535.62
MGS-S Customer 7530	4.61%	\$ 4,198.38	\$ 4,287.00	2.11%	\$ 8,225.03	\$ 8,313.65	1.08%	\$ 2,010.54
MGS-S Customer 7531	5.60%	\$ 2,325.73	\$ 2,398.53	3.13%	\$ 4,433.67	\$ 4,506.47	1.64%	\$ 1,373.94
MGS-S Customer 7532	3.88%	\$ 8,779.18	\$ 8,907.12	1.46%	\$ 37,934.70	\$ 38,062.64	0.34%	\$ 3,423.96
MGS-S Customer 7533	4.53%	\$ 13,702.69	\$ 13,924.55	1.62%	\$ 46,692.90	\$ 46,914.76	0.48%	\$ 5,117.84
MGS-S Customer 7534	4.10%	\$ 25,636.52	\$ 25,991.97	1.39%	\$ 93,372.02	\$ 93,727.47	0.38%	\$ 9,023.37
MGS-S Customer 7535	4.10%	\$ 1,898.97	\$ 1,947.09	2.53%	\$ 3,913.78	\$ 3,961.90	1.23%	\$ 1,221.76
MGS-S Customer 7536	4.00%	\$ 3,991.23	\$ 4,059.00	1.70%	\$ 13,718.27	\$ 13,786.04	0.49%	\$ 1,762.15
MGS-S Customer 7537	4.13%	\$ 6,802.01	\$ 6,916.99	1.69%	\$ 13,426.90	\$ 13,541.88	0.86%	\$ 2,897.10
MGS-S Customer 7538	3.00%	\$ 6,753.75	\$ 6,837.31	1.24%	\$ 14,395.70	\$ 14,479.26	0.58%	\$ 2,866.29
MGS-S Customer 7539	3.46%	\$ 3,715.60	\$ 3,772.08	1.52%	\$ 9,707.59	\$ 9,764.07	0.58%	\$ 1,690.78
MGS-S Customer 7540	3.78%	\$ 7,378.37	\$ 7,484.20	1.43%	\$ 22,083.65	\$ 22,189.48	0.48%	\$ 2,905.07
MGS-S Customer 7541	2.46%	\$ 4,351.22	\$ 4,397.16	1.06%	\$ 9,639.34	\$ 9,685.28	0.48%	\$ 1,912.87
MGS-S Customer 7542	3.83%	\$ 4,017.07	\$ 4,083.66	1.66%	\$ 8,649.43	\$ 8,716.02	0.77%	\$ 1,806.70
MGS-S Customer 7543	3.91%	\$ 5,560.86	\$ 5,652.97	1.66%	\$ 14,398.81	\$ 14,490.92	0.64%	\$ 2,447.87
MGS-S Customer 7544	3.92%	\$ 4,533.06	\$ 4,607.86	1.65%	\$ 9,603.85	\$ 9,678.65	0.78%	\$ 1,983.60
MGS-S Customer 7545	2.90%	\$ 4,909.72	\$ 4,969.22	1.21%	\$ 9,507.00	\$ 9,566.50	0.63%	\$ 2,113.59
MGS-S Customer 7546	3.90%	\$ 3,921.03	\$ 3,987.64	1.70%	\$ 8,327.04	\$ 8,393.65	0.80%	\$ 1,775.13
MGS-S Customer 7547	3.71%	\$ 7,862.59	\$ 7,976.60	1.45%	\$ 25,647.73	\$ 25,761.74	0.44%	\$ 3,184.47
MGS-S Customer 7548	3.74%	\$ 6,104.61	\$ 6,193.84	1.46%	\$ 19,291.21	\$ 19,380.44	0.46%	\$ 2,472.27
MGS-S Customer 7549	2.66%	\$ 29,655.90	\$ 29,939.58	0.96%	\$ 92,802.57	\$ 93,086.25	0.31%	\$ 10,935.37
MGS-S Customer 7550	5.02%	\$ 4,697.65	\$ 4,794.61	2.06%	\$ 12,124.67	\$ 12,221.63	0.80%	\$ 2,028.75
MGS-S Customer 7551	3.31%	\$ 35,701.59	\$ 36,093.11	1.10%	\$ 152,753.29	\$ 153,144.81	0.26%	\$ 12,218.61
MGS-S Customer 7552	4.49%	\$ 9,080.70	\$ 9,235.22	1.70%	\$ 28,930.58	\$ 29,085.10	0.53%	\$ 3,599.52
MGS-S Customer 7553	4.78%	\$ 8,652.52	\$ 8,812.34	1.85%	\$ 21,395.20	\$ 21,555.02	0.75%	\$ 3,502.92
MGS-S Customer 7554	4.18%	\$ 5,244.66	\$ 5,339.71	1.81%	\$ 10,120.98	\$ 10,216.03	0.94%	\$ 2,367.25
MGS-S Customer 7555	4.04%	\$ 9,252.88	\$ 9,395.28	1.54%	\$ 27,891.57	\$ 28,033.97	0.51%	\$ 3,664.82
MGS-S Customer 7556	2.67%	\$ 7,348.20	\$ 7,427.81	1.08%	\$ 16,260.77	\$ 16,340.38	0.49%	\$ 3,061.72
MGS-S Customer 7557	3.07%	\$ 23,104.34	\$ 23,347.87	1.05%	\$ 84,294.82	\$ 84,537.85	0.29%	\$ 8,170.18

Customer	Distribution % Difference	Delivery 8/24 Prices	Delivery 1/25 Prices	Delivery % Difference	Bundled 8/24 Prices	Bundled 1/25 Prices	Bundled % Difference	Distribution 1/25 Prices
MGS-S Customer 7558	4.84%	\$ 4,537.63	\$ 4,635.82	2.16%	\$ 8,770.53	\$ 8,868.72	1.12%	\$ 2,128.35
MGS-S Customer 7559	3.99%	\$ 6,441.44	\$ 6,546.58	1.63%	\$ 17,305.63	\$ 17,410.77	0.61%	\$ 2,740.55
MGS-S Customer 7560	3.70%	\$ 5,815.99	\$ 5,906.52	1.56%	\$ 14,289.78	\$ 14,380.31	0.63%	\$ 2,538.18
MGS-S Customer 7561	3.62%	\$ 20,139.79	\$ 20,404.11	1.31%	\$ 22,882.12	\$ 23,146.44	1.16%	\$ 7,562.99
MGS-S Customer 7562	4.45%	\$ 1,252.46	\$ 1,296.85	3.54%	\$ 2,312.83	\$ 2,357.22	1.92%	\$ 1,041.20
MGS-S Customer 7563	3.18%	\$ 29,544.33	\$ 29,865.13	1.09%	\$ 90,817.08	\$ 91,137.88	0.35%	\$ 10,410.52
MGS-S Customer 7564	3.00%	\$ 21,266.31	\$ 21,486.66	1.04%	\$ 79,074.58	\$ 79,294.93	0.28%	\$ 7,554.32
MGS-S Customer 7565	3.98%	\$ 11,638.82	\$ 11,812.56	1.49%	\$ 23,859.55	\$ 24,033.29	0.73%	\$ 4,540.82
MGS-S Customer 7566	3.17%	\$ 9,463.50	\$ 9,581.78	1.25%	\$ 12,189.83	\$ 12,308.11	0.97%	\$ 3,844.27
MGS-S Customer 7567	3.60%	\$ 6,741.95	\$ 6,840.21	1.46%	\$ 20,075.61	\$ 20,173.87	0.49%	\$ 2,825.39
MGS-S Customer 7568	4.63%	\$ 2,518.63	\$ 2,575.73	2.27%	\$ 6,661.83	\$ 6,718.93	0.86%	\$ 1,290.64
MGS-S Customer 7569	3.74%	\$ 20,670.53	\$ 20,933.28	1.27%	\$ 88,451.74	\$ 88,714.49	0.30%	\$ 7,287.77
MGS-S Customer 7570	4.66%	\$ 5,153.62	\$ 5,251.09	1.89%	\$ 12,474.15	\$ 12,571.62	0.78%	\$ 2,187.05
MGS-S Customer 7571	4.36%	\$ 7,617.03	\$ 7,746.94	1.71%	\$ 24,185.26	\$ 24,315.17	0.54%	\$ 3,111.79
MGS-S Customer 7572	4.18%	\$ 7,059.32	\$ 7,171.50	1.59%	\$ 21,810.30	\$ 21,922.48	0.51%	\$ 2,796.00
MGS-S Customer 7573	2.61%	\$ 3,424.26	\$ 3,465.12	1.19%	\$ 6,911.36	\$ 6,952.22	0.59%	\$ 1,604.36
MGS-S Customer 7574	3.54%	\$ 5,239.70	\$ 5,314.83	1.43%	\$ 14,876.93	\$ 14,952.06	0.51%	\$ 2,195.50
MGS-S Customer 7575	4.00%	\$ 9,598.96	\$ 9,741.74	1.49%	\$ 19,855.27	\$ 19,998.05	0.72%	\$ 3,711.36
MGS-S Customer 7576	3.86%	\$ 5,955.53	\$ 6,051.39	1.61%	\$ 15,502.94	\$ 15,598.80	0.62%	\$ 2,579.98
MGS-S Customer 7577	4.94%	\$ 5,193.13	\$ 5,297.06	2.00%	\$ 11,788.43	\$ 11,892.36	0.88%	\$ 2,207.24
MGS-S Customer 7578	3.31%	\$ 7,139.28	\$ 7,234.56	1.33%	\$ 18,259.99	\$ 18,355.27	0.52%	\$ 2,977.51
MGS-S Customer 7579	5.38%	\$ 1,029.05	\$ 1,069.58	3.94%	\$ 2,222.42	\$ 2,262.95	1.82%	\$ 793.40
MGS-S Customer 7580	3.75%	\$ 7,007.09	\$ 7,114.54	1.53%	\$ 12,657.77	\$ 12,765.22	0.85%	\$ 2,973.10
MGS-S Customer 7581	4.17%	\$ 5,338.02	\$ 5,432.65	1.77%	\$ 15,545.42	\$ 15,640.05	0.61%	\$ 2,361.84
MGS-S Customer 7582	3.51%	\$ 9,818.38	\$ 9,942.55	1.26%	\$ 37,913.19	\$ 38,037.36	0.33%	\$ 3,657.34
MGS-S Customer 7583	4.40%	\$ 26,754.25	\$ 27,149.74	1.48%	\$ 97,999.93	\$ 98,395.42	0.40%	\$ 9,393.47
MGS-S Customer 7584	4.06%	\$ 3,748.17	\$ 3,819.88	1.91%	\$ 9,622.47	\$ 9,694.18	0.75%	\$ 1,838.32
MGS-S Customer 7585	5.26%	\$ 990.71	\$ 1,036.67	4.64%	\$ 1,234.89	\$ 1,280.85	3.72%	\$ 920.14
MGS-S Customer 7586	3.68%	\$ 13,960.45	\$ 14,150.85	1.36%	\$ 28,609.05	\$ 28,799.45	0.67%	\$ 5,358.63
MGS-S Customer 7587	2.98%	\$ 18,492.92	\$ 18,687.43	1.05%	\$ 58,594.90	\$ 58,789.41	0.33%	\$ 6,715.68
MGS-S Customer 7588	4.40%	\$ 4,463.87	\$ 4,545.63	1.83%	\$ 12,432.50	\$ 12,514.26	0.66%	\$ 1,940.84
MGS-S Customer 7589	5.17%	\$ 979.65	\$ 1,022.03	4.33%	\$ 8,824.99	\$ 8,867.37	0.48%	\$ 861.98
MGS-S Customer 7590	3.15%	\$ 10,059.73	\$ 10,178.83	1.18%	\$ 34,256.20	\$ 34,375.30	0.35%	\$ 3,899.09
MGS-S Customer 7591	3.67%	\$ 4,516.47	\$ 4,585.37	1.53%	\$ 14,059.77	\$ 14,128.67	0.49%	\$ 1,945.05
MGS-S Customer 7592	3.64%	\$ 11,728.11	\$ 11,881.64	1.31%	\$ 51,725.88	\$ 51,879.41	0.30%	\$ 4,371.50
MGS-S Customer 7593	1.91%	\$ 5,649.70	\$ 5,693.68	0.78%	\$ 13,520.18	\$ 13,564.16	0.33%	\$ 2,342.59
MGS-S Customer 7594	4.00%	\$ 3,676.29	\$ 3,740.61	1.75%	\$ 10,696.65	\$ 10,760.97	0.60%	\$ 1,671.70
MGS-S Customer 7595	3.45%	\$ 6,724.97	\$ 6,818.18	1.39%	\$ 23,389.18	\$ 23,482.39	0.40%	\$ 2,794.94
MGS-S Customer 7596	2.63%	\$ 15,903.34	\$ 16,055.44	0.96%	\$ 19,093.58	\$ 19,245.68	0.80%	\$ 5,940.03
MGS-S Customer 7597	3.81%	\$ 4,076.53	\$ 4,143.47	1.64%	\$ 9,337.91	\$ 9,404.85	0.72%	\$ 1,822.87

Internal Use

Customer	Distribution % Difference	Delivery 8/24 Prices	Delivery 1/25 Prices	Delivery % Difference	Bundled 8/24 Prices	Bundled 1/25 Prices	Bundled % Difference	Distribution 1/25 Prices
MGS-S Customer 7598	4.75%	\$ 2,584.97	\$ 2,644.66	2.31%	\$ 6,544.89	\$ 6,604.58	0.91%	\$ 1,315.41
MGS-S Customer 7599	4.28%	\$ 30,064.28	\$ 30,506.81	1.47%	\$ 68,575.71	\$ 69,018.24	0.65%	\$ 10,777.41
MGS-S Customer 7600	2.93%	\$ 51,797.21	\$ 52,300.79	0.97%	\$ 175,914.98	\$ 176,418.56	0.29%	\$ 17,692.09
MGS-S Customer 7601	4.24%	\$ 5,123.02	\$ 5,215.53	1.81%	\$ 17,006.44	\$ 17,098.95	0.54%	\$ 2,275.33
MGS-S Customer 7602	3.82%	\$ 4,662.75	\$ 4,737.15	1.60%	\$ 10,769.46	\$ 10,843.86	0.69%	\$ 2,020.99
MGS-S Customer 7603	3.97%	\$ 7,651.66	\$ 7,773.73	1.60%	\$ 13,870.12	\$ 13,992.19	0.88%	\$ 3,194.91
MGS-S Customer 7604	4.56%	\$ 3,438.61	\$ 3,513.77	2.19%	\$ 10,618.94	\$ 10,694.10	0.71%	\$ 1,723.00
MGS-S Customer 7605	3.93%	\$ 10,745.20	\$ 10,903.33	1.47%	\$ 29,666.01	\$ 29,824.14	0.53%	\$ 4,181.60
MGS-S Customer 7606	4.55%	\$ 3,894.44	\$ 3,977.41	2.13%	\$ 7,469.06	\$ 7,552.03	1.11%	\$ 1,907.52
MGS-S Customer 7607	2.84%	\$ 11,313.66	\$ 11,435.51	1.08%	\$ 24,784.89	\$ 24,906.74	0.49%	\$ 4,408.22
MGS-S Customer 7608	4.00%	\$ 14,414.15	\$ 14,622.76	1.45%	\$ 37,504.55	\$ 37,713.16	0.56%	\$ 5,430.29
MGS-S Customer 7609	3.60%	\$ 3,808.22	\$ 3,867.61	1.56%	\$ 11,918.77	\$ 11,978.16	0.50%	\$ 1,708.48
MGS-S Customer 7610	2.74%	\$ 8,837.93	\$ 8,933.68	1.08%	\$ 15,755.11	\$ 15,850.86	0.61%	\$ 3,593.75
MGS-S Customer 7611	3.75%	\$ 5,945.04	\$ 6,036.35	1.54%	\$ 22,147.63	\$ 22,238.94	0.41%	\$ 2,528.47
MGS-S Customer 7612	2.94%	\$ 2,549.84	\$ 2,591.19	1.62%	\$ 3,933.00	\$ 3,974.35	1.05%	\$ 1,449.44
MGS-S Customer 7613	3.73%	\$ 9,719.92	\$ 9,850.79	1.35%	\$ 36,101.12	\$ 36,231.99	0.36%	\$ 3,636.90
MGS-S Customer 7614	4.06%	\$ 3,539.96	\$ 3,608.70	1.94%	\$ 10,085.78	\$ 10,154.52	0.68%	\$ 1,761.04
MGS-S Customer 7615	4.02%	\$ 11,046.52	\$ 11,208.26	1.46%	\$ 24,977.55	\$ 25,139.29	0.65%	\$ 4,189.51
MGS-S Customer 7616	4.05%	\$ 12,142.38	\$ 12,325.43	1.51%	\$ 27,124.63	\$ 27,307.68	0.67%	\$ 4,697.31
MGS-S Customer 7617	3.80%	\$ 7,011.42	\$ 7,119.77	1.55%	\$ 15,302.28	\$ 15,410.63	0.71%	\$ 2,956.20
MGS-S Customer 7618	3.00%	\$ 3,849.19	\$ 3,900.81	1.34%	\$ 5,009.88	\$ 5,061.50	1.03%	\$ 1,769.86
MGS-S Customer 7619	5.45%	\$ 1,236.03	\$ 1,279.42	3.51%	\$ 6,086.29	\$ 6,129.68	0.71%	\$ 839.75
MGS-S Customer 7620	3.78%	\$ 5,264.66	\$ 5,349.61	1.61%	\$ 16,124.28	\$ 16,209.23	0.53%	\$ 2,329.77
MGS-S Customer 7621	4.02%	\$ 4,659.17	\$ 4,736.61	1.66%	\$ 13,196.72	\$ 13,274.16	0.59%	\$ 2,003.31
MGS-S Customer 7622	4.14%	\$ 6,970.15	\$ 7,086.31	1.67%	\$ 18,566.31	\$ 18,682.47	0.63%	\$ 2,920.40
MGS-S Customer 7623	3.63%	\$ 4,076.34	\$ 4,144.90	1.68%	\$ 9,065.32	\$ 9,133.88	0.76%	\$ 1,957.17
MGS-S Customer 7624	3.54%	\$ 4,289.50	\$ 4,353.42	1.49%	\$ 13,028.39	\$ 13,092.31	0.49%	\$ 1,871.24
MGS-S Customer 7625	4.16%	\$ 5,058.72	\$ 5,145.32	1.71%	\$ 10,178.76	\$ 10,265.36	0.85%	\$ 2,167.37
MGS-S Customer 7626	4.68%	\$ 6,313.46	\$ 6,428.40	1.82%	\$ 16,536.52	\$ 16,651.46	0.70%	\$ 2,570.97
MGS-S Customer 7627	3.70%	\$ 4,433.79	\$ 4,502.41	1.55%	\$ 12,977.28	\$ 13,045.90	0.53%	\$ 1,923.48
MGS-S Customer 7628	4.27%	\$ 4,865.95	\$ 4,950.59	1.74%	\$ 14,635.72	\$ 14,720.36	0.58%	\$ 2,067.62
MGS-S Customer 7629	3.99%	\$ 7,887.53	\$ 8,010.57	1.56%	\$ 24,436.68	\$ 24,559.72	0.50%	\$ 3,203.80
MGS-S Customer 7630	4.72%	\$ 3,390.88	\$ 3,461.97	2.10%	\$ 9,848.26	\$ 9,919.35	0.72%	\$ 1,578.62
MGS-S Customer 7631	3.62%	\$ 3,492.23	\$ 3,553.79	1.76%	\$ 7,125.93	\$ 7,187.49	0.86%	\$ 1,763.48
MGS-S Customer 7632	3.98%	\$ 6,629.02	\$ 6,726.80	1.48%	\$ 34,228.38	\$ 34,326.16	0.29%	\$ 2,553.72
MGS-S Customer 7633	3.90%	\$ 8,446.87	\$ 8,574.12	1.51%	\$ 26,092.38	\$ 26,219.63	0.49%	\$ 3,390.14
MGS-S Customer 7634	4.55%	\$ 5,185.09	\$ 5,280.90	1.85%	\$ 12,178.03	\$ 12,273.84	0.79%	\$ 2,199.86
MGS-S Customer 7635	3.42%	\$ 6,010.80	\$ 6,090.24	1.32%	\$ 24,069.49	\$ 24,148.93	0.33%	\$ 2,403.39
MGS-S Customer 7636	4.33%	\$ 9,150.46	\$ 9,302.24	1.66%	\$ 23,808.20	\$ 23,959.98	0.64%	\$ 3,659.58
MGS-S Customer 7637	1.55%	\$ 4,939.12	\$ 4,970.75	0.64%	\$ 15,323.40	\$ 15,355.03	0.21%	\$ 2,076.79

Internal Use

Customer	Distribution % Difference	Delivery 8/24 Prices	Delivery 1/25 Prices	Delivery % Difference	Bundled 8/24 Prices	Bundled 1/25 Prices	Bundled % Difference	Distribution 1/25 Prices
MGS-S Customer 7638	3.87%	\$ 3,467.55	\$ 3,527.31	1.72%	\$ 9,830.44	\$ 9,890.20	0.61%	\$ 1,603.25
MGS-S Customer 7639	4.56%	\$ 4,646.99	\$ 4,734.61	1.89%	\$ 11,954.15	\$ 12,041.77	0.73%	\$ 2,010.03
MGS-S Customer 7640	1.97%	\$ 3,485.05	\$ 3,516.00	0.89%	\$ 9,922.55	\$ 9,953.50	0.31%	\$ 1,602.37
MGS-S Customer 7641	4.20%	\$ 7,684.37	\$ 7,812.01	1.66%	\$ 19,462.67	\$ 19,590.31	0.66%	\$ 3,168.28
MGS-S Customer 7642	3.15%	\$ 9,561.16	\$ 9,676.55	1.21%	\$ 26,993.22	\$ 27,108.61	0.43%	\$ 3,773.76
MGS-S Customer 7643	4.50%	\$ 7,563.66	\$ 7,696.98	1.76%	\$ 23,441.74	\$ 23,575.06	0.57%	\$ 3,098.98
MGS-S Customer 7644	3.85%	\$ 3,754.83	\$ 3,822.79	1.81%	\$ 10,669.95	\$ 10,737.91	0.64%	\$ 1,832.45
MGS-S Customer 7645	3.70%	\$ 13,193.03	\$ 13,375.97	1.39%	\$ 17,699.59	\$ 17,882.53	1.03%	\$ 5,133.85
MGS-S Customer 7646	3.86%	\$ 8,797.02	\$ 8,926.49	1.47%	\$ 30,433.42	\$ 30,562.89	0.43%	\$ 3,483.43
MGS-S Customer 7647	2.93%	\$ 13,858.52	\$ 14,005.27	1.06%	\$ 45,824.92	\$ 45,971.67	0.32%	\$ 5,162.18
MGS-S Customer 7648	3.76%	\$ 5,882.95	\$ 5,971.77	1.51%	\$ 11,203.07	\$ 11,291.89	0.79%	\$ 2,451.05
MGS-S Customer 7649	3.34%	\$ 9,960.46	\$ 10,085.47	1.26%	\$ 33,151.41	\$ 33,276.42	0.38%	\$ 3,873.21
MGS-S Customer 7650	3.09%	\$ 6,930.83	\$ 7,016.70	1.24%	\$ 23,757.87	\$ 23,843.74	0.36%	\$ 2,863.25
MGS-S Customer 7651	3.74%	\$ 7,494.68	\$ 7,606.44	1.49%	\$ 18,997.60	\$ 19,109.36	0.59%	\$ 3,101.19
MGS-S Customer 7652	4.46%	\$ 5,047.28	\$ 5,143.59	1.91%	\$ 16,300.54	\$ 16,396.85	0.59%	\$ 2,254.46
MGS-S Customer 7653	4.31%	\$ 2,795.19	\$ 2,852.38	2.05%	\$ 7,459.55	\$ 7,516.74	0.77%	\$ 1,382.48
MGS-S Customer 7654	4.00%	\$ 6,559.85	\$ 6,666.55	1.63%	\$ 18,823.31	\$ 18,930.01	0.57%	\$ 2,771.92
MGS-S Customer 7655	3.40%	\$ 5,991.58	\$ 6,076.39	1.42%	\$ 17,125.43	\$ 17,210.24	0.50%	\$ 2,578.80
MGS-S Customer 7656	5.54%	\$ 1,375.41	\$ 1,423.34	3.48%	\$ 2,703.61	\$ 2,751.54	1.77%	\$ 913.69
MGS-S Customer 7657	4.42%	\$ 3,676.64	\$ 3,747.60	1.93%	\$ 10,445.85	\$ 10,516.81	0.68%	\$ 1,675.07
MGS-S Customer 7658	1.77%	\$ 2,230.19	\$ 2,251.07	0.94%	\$ 4,321.79	\$ 4,342.67	0.48%	\$ 1,197.45
MGS-S Customer 7659	2.38%	\$ 3,993.61	\$ 4,035.11	1.04%	\$ 9,816.14	\$ 9,857.64	0.42%	\$ 1,784.64
MGS-S Customer 7660	4.22%	\$ 5,205.45	\$ 5,298.77	1.79%	\$ 17,043.17	\$ 17,136.49	0.55%	\$ 2,304.29
MGS-S Customer 7661	3.34%	\$ 24,330.36	\$ 24,607.62	1.14%	\$ 89,250.40	\$ 89,527.66	0.31%	\$ 8,574.84
MGS-S Customer 7662	3.91%	\$ 4,159.85	\$ 4,230.01	1.69%	\$ 7,416.02	\$ 7,486.18	0.95%	\$ 1,866.48
MGS-S Customer 7663	2.92%	\$ 2,492.17	\$ 2,528.52	1.46%	\$ 5,888.09	\$ 5,924.44	0.62%	\$ 1,282.16
MGS-S Customer 7664	2.86%	\$ 53,421.22	\$ 53,916.40	0.93%	\$ 239,259.65	\$ 239,754.83	0.21%	\$ 17,816.22
MGS-S Customer 7665	1.26%	\$ 4,391.14	\$ 4,414.98	0.54%	\$ 9,793.53	\$ 9,817.37	0.24%	\$ 1,920.94
MGS-S Customer 7666	3.22%	\$ 4,677.45	\$ 4,744.49	1.43%	\$ 12,222.05	\$ 12,289.09	0.55%	\$ 2,146.39
MGS-S Customer 7667	3.06%	\$ 13,643.31	\$ 13,796.87	1.13%	\$ 32,958.44	\$ 33,112.00	0.47%	\$ 5,178.49
MGS-S Customer 7668	3.61%	\$ 7,874.23	\$ 7,987.19	1.43%	\$ 17,431.24	\$ 17,544.20	0.65%	\$ 3,246.22
MGS-S Customer 7669	3.79%	\$ 5,000.75	\$ 5,083.89	1.66%	\$ 10,321.44	\$ 10,404.58	0.81%	\$ 2,277.26
MGS-S Customer 7670	3.64%	\$ 4,350.39	\$ 4,416.12	1.51%	\$ 15,940.27	\$ 16,006.00	0.41%	\$ 1,872.59
MGS-S Customer 7671	3.89%	\$ 6,665.78	\$ 6,772.24	1.60%	\$ 13,573.82	\$ 13,680.28	0.78%	\$ 2,846.17
MGS-S Customer 7672	3.15%	\$ 14,890.23	\$ 15,056.96	1.12%	\$ 54,914.51	\$ 55,081.24	0.30%	\$ 5,466.09
MGS-S Customer 7673	4.44%	\$ 4,442.05	\$ 4,530.15	1.98%	\$ 11,745.78	\$ 11,833.88	0.75%	\$ 2,071.48
MGS-S Customer 7674	4.71%	\$ 4,890.63	\$ 4,990.49	2.04%	\$ 13,583.81	\$ 13,683.67	0.74%	\$ 2,219.19
MGS-S Customer 7675	3.46%	\$ 13,757.24	\$ 13,928.89	1.25%	\$ 45,911.04	\$ 46,082.69	0.37%	\$ 5,131.42
MGS-S Customer 7676	3.69%	\$ 3,937.29	\$ 4,005.56	1.73%	\$ 7,722.50	\$ 7,790.77	0.88%	\$ 1,917.57
MGS-S Customer 7677	3.88%	\$ 5,075.88	\$ 5,155.36	1.57%	\$ 16,429.80	\$ 16,509.28	0.48%	\$ 2,127.81

Internal Use

Customer	Distribution % Difference	Delivery 8/24 Prices	Delivery 1/25 Prices	Delivery % Difference	Bundled 8/24 Prices	Bundled 1/25 Prices	Bundled % Difference	Distribution 1/25 Prices
MGS-S Customer 7678	3.11%	\$ 66,947.22	\$ 67,611.74	0.99%	\$ 322,006.58	\$ 322,671.10	0.21%	\$ 22,036.60
MGS-S Customer 7679	5.16%	\$ 808.08	\$ 840.55	4.02%	\$ 9,555.08	\$ 9,587.55	0.34%	\$ 662.11
MGS-S Customer 7680	3.54%	\$ 6,994.47	\$ 7,094.08	1.42%	\$ 20,592.76	\$ 20,692.37	0.48%	\$ 2,911.02
MGS-S Customer 7681	6.08%	\$ 6,920.50	\$ 7,084.16	2.36%	\$ 8,017.43	\$ 8,181.09	2.04%	\$ 2,855.67
MGS-S Customer 7682	4.25%	\$ 6,446.98	\$ 6,560.36	1.76%	\$ 12,340.70	\$ 12,454.08	0.92%	\$ 2,779.30
MGS-S Customer 7683	3.47%	\$ 11,652.91	\$ 11,800.57	1.27%	\$ 44,167.78	\$ 44,315.44	0.33%	\$ 4,396.94
MGS-S Customer 7684	4.49%	\$ 5,073.79	\$ 5,169.27	1.88%	\$ 21,997.04	\$ 22,092.52	0.43%	\$ 2,223.49
MGS-S Customer 7685	4.08%	\$ 6,174.26	\$ 6,278.49	1.69%	\$ 15,733.90	\$ 15,838.13	0.66%	\$ 2,657.28
MGS-S Customer 7686	4.52%	\$ 4,421.12	\$ 4,510.32	2.02%	\$ 11,904.70	\$ 11,993.90	0.75%	\$ 2,063.23
MGS-S Customer 7687	5.04%	\$ 20,162.11	\$ 20,508.48	1.72%	\$ 75,973.06	\$ 76,319.43	0.46%	\$ 7,215.10
MGS-S Customer 7688	5.50%	\$ 1,460.84	\$ 1,507.03	3.16%	\$ 10,946.90	\$ 10,993.09	0.42%	\$ 885.34
MGS-S Customer 7689	3.67%	\$ 17,772.03	\$ 17,999.98	1.28%	\$ 62,179.46	\$ 62,407.41	0.37%	\$ 6,443.86
MGS-S Customer 7690	4.73%	\$ 2,411.08	\$ 2,467.41	2.34%	\$ 7,422.23	\$ 7,478.56	0.76%	\$ 1,247.22
MGS-S Customer 7691	4.18%	\$ 3,886.94	\$ 3,956.35	1.79%	\$ 12,877.21	\$ 12,946.62	0.54%	\$ 1,731.69
MGS-S Customer 7692	3.96%	\$ 7,064.78	\$ 7,171.27	1.51%	\$ 21,821.59	\$ 21,928.08	0.49%	\$ 2,796.58
MGS-S Customer 7693	3.13%	\$ 16,821.13	\$ 17,001.53	1.07%	\$ 65,661.99	\$ 65,842.39	0.27%	\$ 5,941.66
MGS-S Customer 7694	2.07%	\$ 11,009.94	\$ 11,096.51	0.79%	\$ 27,820.41	\$ 27,906.98	0.31%	\$ 4,271.99
MGS-S Customer 7695	2.57%	\$ 6,245.98	\$ 6,313.42	1.08%	\$ 12,859.56	\$ 12,927.00	0.52%	\$ 2,694.63
MGS-S Customer 7696	4.33%	\$ 7,570.03	\$ 7,696.90	1.68%	\$ 29,638.91	\$ 29,765.78	0.43%	\$ 3,056.14
MGS-S Customer 7697	4.83%	\$ 3,834.22	\$ 3,920.46	2.25%	\$ 9,714.00	\$ 9,800.24	0.89%	\$ 1,871.22
MGS-S Customer 7698	3.20%	\$ 13,886.60	\$ 14,048.54	1.17%	\$ 39,477.09	\$ 39,639.03	0.41%	\$ 5,220.16
MGS-S Customer 7699	3.30%	\$ 12,168.10	\$ 12,316.65	1.22%	\$ 33,342.64	\$ 33,491.19	0.45%	\$ 4,654.91
MGS-S Customer 7700	3.73%	\$ 4,551.64	\$ 4,626.91	1.65%	\$ 14,143.39	\$ 14,218.66	0.53%	\$ 2,090.35
MGS-S Customer 7701	2.95%	\$ 3,026.10	\$ 3,068.14	1.39%	\$ 6,737.38	\$ 6,779.42	0.62%	\$ 1,465.56
MGS-S Customer 7702	3.32%	\$ 16,940.07	\$ 17,136.90	1.16%	\$ 64,066.98	\$ 64,263.81	0.31%	\$ 6,130.53
MGS-S Customer 7703	2.03%	\$ 4,005.91	\$ 4,041.57	0.89%	\$ 8,911.36	\$ 8,947.02	0.40%	\$ 1,794.05
MGS-S Customer 7704	4.11%	\$ 5,144.58	\$ 5,230.25	1.67%	\$ 14,196.09	\$ 14,281.76	0.60%	\$ 2,169.12
MGS-S Customer 7705	4.59%	\$ 4,283.69	\$ 4,366.29	1.93%	\$ 11,543.09	\$ 11,625.69	0.72%	\$ 1,883.81
MGS-S Customer 7706	4.01%	\$ 3,387.89	\$ 3,454.09	1.95%	\$ 8,762.85	\$ 8,829.05	0.76%	\$ 1,716.21
MGS-S Customer 7707	3.84%	\$ 5,199.37	\$ 5,284.47	1.64%	\$ 16,808.10	\$ 16,893.20	0.51%	\$ 2,301.98
MGS-S Customer 7708	1.78%	\$ 2,741.37	\$ 2,765.16	0.87%	\$ 6,354.39	\$ 6,378.18	0.37%	\$ 1,363.89
MGS-S Customer 7709	3.20%	\$ 13,758.61	\$ 13,917.64	1.16%	\$ 46,940.78	\$ 47,099.81	0.34%	\$ 5,121.84
MGS-S Customer 7710	4.22%	\$ 2,463.42	\$ 2,520.47	2.32%	\$ 5,953.83	\$ 6,010.88	0.96%	\$ 1,408.25
MGS-S Customer 7711	4.70%	\$ 2,438.24	\$ 2,501.15	2.58%	\$ 5,960.76	\$ 6,023.67	1.06%	\$ 1,400.63
MGS-S Customer 7712	2.67%	\$ 2,971.05	\$ 3,012.28	1.39%	\$ 5,452.74	\$ 5,493.97	0.76%	\$ 1,587.12
MGS-S Customer 7713	3.64%	\$ 8,405.18	\$ 8,524.20	1.42%	\$ 24,329.88	\$ 24,448.90	0.49%	\$ 3,386.04
MGS-S Customer 7714	3.31%	\$ 6,600.20	\$ 6,689.64	1.36%	\$ 17,499.58	\$ 17,589.02	0.51%	\$ 2,791.63
MGS-S Customer 7715	4.02%	\$ 4,807.97	\$ 4,892.85	1.77%	\$ 12,587.04	\$ 12,671.92	0.67%	\$ 2,193.76
MGS-S Customer 7716	3.01%	\$ 3,359.81	\$ 3,409.04	1.47%	\$ 11,166.76	\$ 11,215.99	0.44%	\$ 1,685.62
MGS-S Customer 7717	5.58%	\$ 1,481.75	\$ 1,531.98	3.39%	\$ 2,766.07	\$ 2,816.30	1.82%	\$ 951.23

Internal Use

Customer	Distribution % Difference	Delivery 8/24 Prices	Delivery 1/25 Prices	Delivery % Difference	Bundled 8/24 Prices	Bundled 1/25 Prices	Bundled % Difference	Distribution 1/25 Prices
MGS-S Customer 7718	2.69%	\$ 3,993.16	\$ 4,040.10	1.18%	\$ 8,691.68	\$ 8,738.62	0.54%	\$ 1,793.61
MGS-S Customer 7719	5.75%	\$ 2,702.40	\$ 2,783.80	3.01%	\$ 6,084.60	\$ 6,166.00	1.34%	\$ 1,496.93
MGS-S Customer 7720	4.98%	\$ 9,553.60	\$ 9,733.96	1.89%	\$ 25,093.46	\$ 25,273.82	0.72%	\$ 3,798.91
MGS-S Customer 7721	5.39%	\$ 1,029.02	\$ 1,069.95	3.98%	\$ 1,326.11	\$ 1,367.04	3.09%	\$ 799.79
MGS-S Customer 7722	3.32%	\$ 5,395.54	\$ 5,471.39	1.41%	\$ 17,583.13	\$ 17,658.98	0.43%	\$ 2,363.59
MGS-S Customer 7723	2.66%	\$ 6,286.03	\$ 6,357.04	1.13%	\$ 8,199.49	\$ 8,270.50	0.87%	\$ 2,742.36
MGS-S Customer 7724	3.91%	\$ 4,295.10	\$ 4,371.41	1.78%	\$ 10,286.74	\$ 10,363.05	0.74%	\$ 2,027.36
MGS-S Customer 7725	3.61%	\$ 21,664.92	\$ 21,931.60	1.23%	\$ 86,164.47	\$ 86,431.15	0.31%	\$ 7,655.11
MGS-S Customer 7726	4.59%	\$ 7,644.72	\$ 7,784.38	1.83%	\$ 15,395.45	\$ 15,535.11	0.91%	\$ 3,185.62
MGS-S Customer 7727	4.25%	\$ 5,714.77	\$ 5,815.76	1.77%	\$ 18,018.00	\$ 18,118.99	0.56%	\$ 2,478.58
MGS-S Customer 7728	4.49%	\$ 4,337.55	\$ 4,424.27	2.00%	\$ 13,780.30	\$ 13,867.02	0.63%	\$ 2,020.02
MGS-S Customer 7729	3.68%	\$ 6,871.51	\$ 6,966.69	1.39%	\$ 28,214.48	\$ 28,309.66	0.34%	\$ 2,680.94
MGS-S Customer 7730	3.97%	\$ 4,326.85	\$ 4,404.85	1.80%	\$ 9,883.49	\$ 9,961.49	0.79%	\$ 2,041.76
MGS-S Customer 7731	3.66%	\$ 17,815.26	\$ 18,048.18	1.31%	\$ 52,062.37	\$ 52,295.29	0.45%	\$ 6,602.10
MGS-S Customer 7732	3.76%	\$ 3,912.13	\$ 3,980.22	1.74%	\$ 11,928.87	\$ 11,996.96	0.57%	\$ 1,879.04
MGS-S Customer 7733	4.11%	\$ 6,091.37	\$ 6,193.97	1.68%	\$ 20,191.51	\$ 20,294.11	0.51%	\$ 2,596.32
MGS-S Customer 7734	3.11%	\$ 59,412.67	\$ 60,013.02	1.01%	\$ 247,646.06	\$ 248,246.41	0.24%	\$ 19,891.48
MGS-S Customer 7735	3.96%	\$ 6,233.20	\$ 6,333.41	1.61%	\$ 21,956.79	\$ 22,057.00	0.46%	\$ 2,633.32
MGS-S Customer 7736	3.52%	\$ 6,944.72	\$ 7,042.54	1.41%	\$ 22,681.11	\$ 22,778.93	0.43%	\$ 2,878.38
MGS-S Customer 7737	4.16%	\$ 6,941.33	\$ 7,051.85	1.59%	\$ 19,629.17	\$ 19,739.69	0.56%	\$ 2,769.42
MGS-S Customer 7738	3.28%	\$ 7,343.35	\$ 7,434.23	1.24%	\$ 26,301.75	\$ 26,392.63	0.35%	\$ 2,859.70
MGS-S Customer 7739	4.16%	\$ 3,408.53	\$ 3,477.39	2.02%	\$ 8,485.26	\$ 8,554.12	0.81%	\$ 1,726.03
MGS-S Customer 7740	3.61%	\$ 8,931.14	\$ 9,056.46	1.40%	\$ 20,474.06	\$ 20,599.38	0.61%	\$ 3,599.91
MGS-S Customer 7741	3.97%	\$ 8,791.03	\$ 8,922.70	1.50%	\$ 34,642.04	\$ 34,773.71	0.38%	\$ 3,452.16
MGS-S Customer 7742	2.95%	\$ 9,946.79	\$ 10,059.20	1.13%	\$ 24,947.32	\$ 25,059.73	0.45%	\$ 3,923.38
MGS-S Customer 7743	4.17%	\$ 20,573.19	\$ 20,867.70	1.43%	\$ 74,944.41	\$ 75,238.92	0.39%	\$ 7,355.66
MGS-S Customer 7744	3.69%	\$ 6,743.39	\$ 6,844.56	1.50%	\$ 17,432.98	\$ 17,534.15	0.58%	\$ 2,845.16
MGS-S Customer 7745	4.65%	\$ 9,708.43	\$ 9,878.22	1.75%	\$ 29,261.23	\$ 29,431.02	0.58%	\$ 3,821.76
MGS-S Customer 7746	2.83%	\$ 10,542.34	\$ 10,654.16	1.06%	\$ 34,412.25	\$ 34,524.07	0.32%	\$ 4,066.41
MGS-S Customer 7747	2.00%	\$ 3,688.07	\$ 3,721.09	0.90%	\$ 8,784.23	\$ 8,817.25	0.38%	\$ 1,682.37
MGS-S Customer 7748	3.69%	\$ 5,425.73	\$ 5,509.88	1.55%	\$ 19,245.12	\$ 19,329.27	0.44%	\$ 2,364.36
MGS-S Customer 7749	3.01%	\$ 6,371.86	\$ 6,450.82	1.24%	\$ 17,853.07	\$ 17,932.03	0.44%	\$ 2,706.37
MGS-S Customer 7750	3.52%	\$ 8,708.18	\$ 8,825.73	1.35%	\$ 29,860.67	\$ 29,978.22	0.39%	\$ 3,453.51
MGS-S Customer 7751	3.89%	\$ 18,509.09	\$ 18,757.19	1.34%	\$ 73,629.88	\$ 73,877.98	0.34%	\$ 6,627.37
MGS-S Customer 7752	4.51%	\$ 4,369.80	\$ 4,458.56	2.03%	\$ 10,422.12	\$ 10,510.88	0.85%	\$ 2,055.49
MGS-S Customer 7753	5.17%	\$ 819.60	\$ 861.98	5.17%	\$ 819.60	\$ 861.98	5.17%	\$ 861.98
MGS-S Customer 7754	2.96%	\$ 8,654.42	\$ 8,756.98	1.19%	\$ 28,326.05	\$ 28,428.61	0.36%	\$ 3,566.58
MGS-S Customer 7755	3.51%	\$ 4,769.78	\$ 4,838.56	1.44%	\$ 15,124.58	\$ 15,193.36	0.45%	\$ 2,026.77
MGS-S Customer 7756	4.49%	\$ 5,742.71	\$ 5,851.57	1.90%	\$ 11,938.66	\$ 12,047.52	0.91%	\$ 2,532.99
MGS-S Customer 7757	3.86%	\$ 10,206.03	\$ 10,351.93	1.43%	\$ 38,392.02	\$ 38,537.92	0.38%	\$ 3,927.45

Customer	Distribution % Difference	Delivery 8/24 Prices	Delivery 1/25 Prices	Delivery % Difference	Bundled 8/24 Prices	Bundled 1/25 Prices	Bundled % Difference	Distribution 1/25 Prices
MGS-S Customer 7758	5.43%	\$ 1,426.69	\$ 1,481.62	3.85%	\$ 2,604.06	\$ 2,658.99	2.11%	\$ 1,066.10
MGS-S Customer 7759	3.47%	\$ 6,798.60	\$ 6,895.27	1.42%	\$ 14,757.75	\$ 14,854.42	0.66%	\$ 2,882.46
MGS-S Customer 7760	4.16%	\$ 3,748.59	\$ 3,820.72	1.92%	\$ 14,472.24	\$ 14,544.37	0.50%	\$ 1,804.40
MGS-S Customer 7761	3.81%	\$ 4,392.56	\$ 4,462.35	1.59%	\$ 14,106.46	\$ 14,176.25	0.49%	\$ 1,901.26
MGS-S Customer 7762	4.37%	\$ 8,718.30	\$ 8,860.60	1.63%	\$ 20,482.43	\$ 20,624.73	0.69%	\$ 3,396.55
MGS-S Customer 7763	4.89%	\$ 4,112.45	\$ 4,197.51	2.07%	\$ 11,310.72	\$ 11,395.78	0.75%	\$ 1,825.66
MGS-S Customer 7764	3.40%	\$ 9,876.69	\$ 10,002.22	1.27%	\$ 36,518.41	\$ 36,643.94	0.34%	\$ 3,820.09
MGS-S Customer 7765	2.73%	\$ 2,490.48	\$ 2,524.64	1.37%	\$ 5,390.72	\$ 5,424.88	0.63%	\$ 1,284.58
MGS-S Customer 7766	4.32%	\$ 10,421.42	\$ 10,587.32	1.59%	\$ 39,156.45	\$ 39,322.35	0.42%	\$ 4,002.40
MGS-S Customer 7767	1.82%	\$ 11,848.21	\$ 11,935.35	0.74%	\$ 37,226.17	\$ 37,313.31	0.23%	\$ 4,863.95
MGS-S Customer 7768	1.26%	\$ 31,306.99	\$ 31,466.48	0.51%	\$ 51,216.29	\$ 51,375.78	0.31%	\$ 12,795.55
MGS-S Customer 7769	3.98%	\$ 3,507.48	\$ 3,574.60	1.91%	\$ 9,701.14	\$ 9,768.26	0.69%	\$ 1,751.94
MGS-S Customer 7770	3.56%	\$ 3,706.93	\$ 3,769.60	1.69%	\$ 9,593.11	\$ 9,655.78	0.65%	\$ 1,821.99
MGS-S Customer 7771	3.51%	\$ 43,808.85	\$ 44,327.82	1.18%	\$ 162,373.40	\$ 162,892.37	0.32%	\$ 15,293.06
MGS-S Customer 7772	4.30%	\$ 15,712.24	\$ 15,952.72	1.53%	\$ 46,467.45	\$ 46,707.93	0.52%	\$ 5,831.59
MGS-S Customer 7773	4.31%	\$ 18,437.64	\$ 18,718.66	1.52%	\$ 46,062.02	\$ 46,343.04	0.61%	\$ 6,803.69
MGS-S Customer 7774	3.42%	\$ 5,531.95	\$ 5,611.71	1.44%	\$ 17,916.65	\$ 17,996.41	0.45%	\$ 2,410.17
MGS-S Customer 7775	4.60%	\$ 17,793.70	\$ 18,083.35	1.63%	\$ 47,273.73	\$ 47,563.38	0.61%	\$ 6,580.43
MGS-S Customer 7776	4.43%	\$ 30,104.24	\$ 30,548.40	1.48%	\$ 115,335.79	\$ 115,779.95	0.39%	\$ 10,462.48
MGS-S Customer 7777	2.25%	\$ 2,593.67	\$ 2,622.68	1.12%	\$ 5,224.02	\$ 5,253.03	0.56%	\$ 1,320.97
MGS-S Customer 7778	4.78%	\$ 1,749.78	\$ 1,802.76	3.03%	\$ 5,086.28	\$ 5,139.26	1.04%	\$ 1,162.02
MGS-S Customer 7779	3.75%	\$ 7,264.40	\$ 7,367.59	1.42%	\$ 23,671.29	\$ 23,774.48	0.44%	\$ 2,853.15
MGS-S Customer 7780	4.00%	\$ 4,984.09	\$ 5,065.73	1.64%	\$ 12,951.47	\$ 13,033.11	0.63%	\$ 2,120.45
MGS-S Customer 7781	4.13%	\$ 7,946.21	\$ 8,077.06	1.65%	\$ 13,714.24	\$ 13,845.09	0.95%	\$ 3,301.74
MGS-S Customer 7782	4.52%	\$ 5,652.21	\$ 5,753.46	1.79%	\$ 15,593.15	\$ 15,694.40	0.65%	\$ 2,341.59
MGS-S Customer 7783	4.01%	\$ 4,767.25	\$ 4,851.48	1.77%	\$ 11,823.49	\$ 11,907.72	0.71%	\$ 2,184.65
MGS-S Customer 7784	3.47%	\$ 14,561.97	\$ 14,747.38	1.27%	\$ 29,557.93	\$ 29,743.34	0.63%	\$ 5,533.19
MGS-S Customer 7785	4.93%	\$ 4,737.09	\$ 4,837.44	2.12%	\$ 17,562.04	\$ 17,662.39	0.57%	\$ 2,137.18
MGS-S Customer 7786	3.78%	\$ 6,535.94	\$ 6,631.23	1.46%	\$ 20,960.47	\$ 21,055.76	0.45%	\$ 2,613.83
MGS-S Customer 7787	2.72%	\$ 31,683.91	\$ 31,977.11	0.93%	\$ 123,976.96	\$ 124,270.16	0.24%	\$ 11,071.04
MGS-S Customer 7788	3.68%	\$ 4,664.95	\$ 4,736.81	1.54%	\$ 10,245.59	\$ 10,317.45	0.70%	\$ 2,024.89
MGS-S Customer 7789	2.84%	\$ 9,655.21	\$ 9,758.40	1.07%	\$ 36,785.98	\$ 36,889.17	0.28%	\$ 3,735.21
MGS-S Customer 7790	3.63%	\$ 10,289.43	\$ 10,429.53	1.36%	\$ 32,802.23	\$ 32,942.33	0.43%	\$ 3,994.93
MGS-S Customer 7791	3.67%	\$ 6,180.68	\$ 6,274.52	1.52%	\$ 16,807.20	\$ 16,901.04	0.56%	\$ 2,649.68
MGS-S Customer 7792	4.68%	\$ 3,754.84	\$ 3,837.56	2.20%	\$ 8,677.32	\$ 8,760.04	0.95%	\$ 1,849.77
MGS-S Customer 7793	3.41%	\$ 22,614.85	\$ 22,877.97	1.16%	\$ 87,448.05	\$ 87,711.17	0.30%	\$ 7,979.96
MGS-S Customer 7794	4.03%	\$ 4,385.78	\$ 4,465.22	1.81%	\$ 11,781.72	\$ 11,861.16	0.67%	\$ 2,049.48
MGS-S Customer 7795	3.90%	\$ 3,994.54	\$ 4,060.90	1.66%	\$ 13,061.25	\$ 13,127.61	0.51%	\$ 1,767.63
MGS-S Customer 7796	4.16%	\$ 6,528.92	\$ 6,638.34	1.68%	\$ 21,992.56	\$ 22,101.98	0.50%	\$ 2,739.31
MGS-S Customer 7797	3.70%	\$ 8,051.16	\$ 8,167.26	1.44%	\$ 25,122.15	\$ 25,238.25	0.46%	\$ 3,255.08

Internal Use

Customer	Distribution % Difference	Delivery 8/24 Prices	Delivery 1/25 Prices	Delivery % Difference	Bundled 8/24 Prices	Bundled 1/25 Prices	Bundled % Difference	Distribution 1/25 Prices
MGS-S Customer 7798	2.99%	\$ 9,802.61	\$ 9,912.32	1.12%	\$ 38,724.23	\$ 38,833.94	0.28%	\$ 3,774.94
MGS-S Customer 7799	3.14%	\$ 15,391.03	\$ 15,562.81	1.12%	\$ 54,871.41	\$ 55,043.19	0.31%	\$ 5,643.97
MGS-S Customer 7800	3.66%	\$ 8,844.23	\$ 8,962.42	1.34%	\$ 32,726.71	\$ 32,844.90	0.36%	\$ 3,349.32
MGS-S Customer 7801	4.05%	\$ 3,040.70	\$ 3,097.77	1.88%	\$ 8,042.02	\$ 8,099.09	0.71%	\$ 1,464.85
MGS-S Customer 7802	3.14%	\$ 21,004.59	\$ 21,231.87	1.08%	\$ 77,615.38	\$ 77,842.66	0.29%	\$ 7,473.92
MGS-S Customer 7803	4.75%	\$ 10,121.90	\$ 10,299.68	1.76%	\$ 36,187.73	\$ 36,365.51	0.49%	\$ 3,920.42
MGS-S Customer 7804	4.15%	\$ 4,823.88	\$ 4,906.52	1.71%	\$ 11,851.55	\$ 11,934.19	0.70%	\$ 2,071.97
MGS-S Customer 7805	3.52%	\$ 7,535.69	\$ 7,635.05	1.32%	\$ 26,977.31	\$ 27,076.67	0.37%	\$ 2,924.60
MGS-S Customer 7806	5.92%	\$ 3,951.62	\$ 4,058.47	2.70%	\$ 10,578.91	\$ 10,685.76	1.01%	\$ 1,911.07
MGS-S Customer 7807	3.24%	\$ 6,501.01	\$ 6,587.51	1.33%	\$ 17,124.79	\$ 17,211.29	0.51%	\$ 2,758.67
MGS-S Customer 7808	3.53%	\$ 22,890.41	\$ 23,174.18	1.24%	\$ 51,968.23	\$ 52,252.00	0.55%	\$ 8,331.56
MGS-S Customer 7809	3.66%	\$ 4,590.57	\$ 4,664.93	1.62%	\$ 14,055.83	\$ 14,130.19	0.53%	\$ 2,104.48
MGS-S Customer 7810	3.94%	\$ 4,694.60	\$ 4,770.28	1.61%	\$ 16,238.77	\$ 16,314.45	0.47%	\$ 1,993.97
MGS-S Customer 7811	3.53%	\$ 9,012.92	\$ 9,133.08	1.33%	\$ 35,623.67	\$ 35,743.83	0.34%	\$ 3,520.87
MGS-S Customer 7812	3.94%	\$ 4,512.84	\$ 4,591.55	1.74%	\$ 14,415.84	\$ 14,494.55	0.55%	\$ 2,075.53
MGS-S Customer 7813	3.42%	\$ 6,040.73	\$ 6,126.35	1.42%	\$ 17,772.18	\$ 17,857.80	0.48%	\$ 2,591.75
MGS-S Customer 7814	5.12%	\$ 4,454.87	\$ 4,549.22	2.12%	\$ 13,155.25	\$ 13,249.60	0.72%	\$ 1,935.37
MGS-S Customer 7815	4.10%	\$ 7,494.59	\$ 7,615.43	1.61%	\$ 24,195.37	\$ 24,316.21	0.50%	\$ 3,066.56
MGS-S Customer 7816	3.44%	\$ 8,698.22	\$ 8,813.43	1.32%	\$ 27,313.60	\$ 27,428.81	0.42%	\$ 3,467.43
MGS-S Customer 7817	4.15%	\$ 8,365.94	\$ 8,498.92	1.59%	\$ 29,311.16	\$ 29,444.14	0.45%	\$ 3,340.23
MGS-S Customer 7818	3.97%	\$ 5,364.65	\$ 5,451.30	1.62%	\$ 10,893.75	\$ 10,980.40	0.80%	\$ 2,270.14
MGS-S Customer 7819	4.01%	\$ 3,814.50	\$ 3,880.82	1.74%	\$ 11,009.68	\$ 11,076.00	0.60%	\$ 1,718.64
MGS-S Customer 7820	4.35%	\$ 4,889.08	\$ 4,982.67	1.91%	\$ 9,941.02	\$ 10,034.61	0.94%	\$ 2,242.91
MGS-S Customer 7821	4.02%	\$ 6,783.96	\$ 6,894.18	1.62%	\$ 18,500.78	\$ 18,611.00	0.60%	\$ 2,853.94
MGS-S Customer 7822	3.67%	\$ 2,827.65	\$ 2,881.95	1.92%	\$ 6,166.66	\$ 6,220.96	0.88%	\$ 1,534.47
MGS-S Customer 7823	4.45%	\$ 6,441.18	\$ 6,559.10	1.83%	\$ 13,934.59	\$ 14,052.51	0.85%	\$ 2,767.04
MGS-S Customer 7824	3.72%	\$ 3,942.04	\$ 4,005.36	1.61%	\$ 10,844.48	\$ 10,907.80	0.58%	\$ 1,764.07
MGS-S Customer 7825	4.47%	\$ 3,602.44	\$ 3,679.28	2.13%	\$ 8,677.69	\$ 8,754.53	0.89%	\$ 1,794.77
MGS-S Customer 7826	4.21%	\$ 7,627.42	\$ 7,755.39	1.68%	\$ 17,810.60	\$ 17,938.57	0.72%	\$ 3,171.39
MGS-S Customer 7827	4.92%	\$ 5,144.68	\$ 5,245.18	1.95%	\$ 18,473.31	\$ 18,573.81	0.54%	\$ 2,142.32
MGS-S Customer 7828	3.87%	\$ 3,627.06	\$ 3,687.49	1.67%	\$ 15,010.12	\$ 15,070.55	0.40%	\$ 1,623.11
MGS-S Customer 7829	3.06%	\$ 4,012.31	\$ 4,065.58	1.33%	\$ 9,771.20	\$ 9,824.47	0.55%	\$ 1,794.16
MGS-S Customer 7830	3.24%	\$ 9,299.65	\$ 9,414.31	1.23%	\$ 30,836.07	\$ 30,950.73	0.37%	\$ 3,654.40
MGS-S Customer 7831	4.76%	\$ 13,746.36	\$ 13,978.43	1.69%	\$ 51,014.60	\$ 51,246.67	0.45%	\$ 5,105.05
MGS-S Customer 7832	3.30%	\$ 6,028.24	\$ 6,113.09	1.41%	\$ 7,972.32	\$ 8,057.17	1.06%	\$ 2,656.20
MGS-S Customer 7833	3.73%	\$ 3,732.23	\$ 3,797.75	1.76%	\$ 11,263.92	\$ 11,329.44	0.58%	\$ 1,819.77
MGS-S Customer 7834	4.09%	\$ 3,740.54	\$ 3,812.35	1.92%	\$ 10,966.57	\$ 11,038.38	0.65%	\$ 1,826.19
MGS-S Customer 7835	3.60%	\$ 41,426.13	\$ 41,916.68	1.18%	\$ 161,677.21	\$ 162,167.76	0.30%	\$ 14,135.42
MGS-S Customer 7836	3.41%	\$ 4,101.41	\$ 4,160.06	1.43%	\$ 16,284.20	\$ 16,342.85	0.36%	\$ 1,780.87
MGS-S Customer 7837	4.65%	\$ 16,996.06	\$ 17,270.91	1.62%	\$ 63,611.07	\$ 63,885.92	0.43%	\$ 6,187.22

Internal Use

Customer	Distribution % Difference	Delivery 8/24 Prices	Delivery 1/25 Prices	Delivery % Difference	Bundled 8/24 Prices	Bundled 1/25 Prices	Bundled % Difference	Distribution 1/25 Prices
MGS-S Customer 7838	4.11%	\$ 6,326.71	\$ 6,433.43	1.69%	\$ 17,157.53	\$ 17,264.25	0.62%	\$ 2,701.52
MGS-S Customer 7839	3.73%	\$ 10,759.60	\$ 10,907.10	1.37%	\$ 40,887.73	\$ 41,035.23	0.36%	\$ 4,105.27
MGS-S Customer 7840	3.63%	\$ 4,581.23	\$ 4,654.29	1.59%	\$ 16,065.53	\$ 16,138.59	0.45%	\$ 2,086.75
MGS-S Customer 7841	2.97%	\$ 10,103.90	\$ 10,216.66	1.12%	\$ 34,862.55	\$ 34,975.31	0.32%	\$ 3,908.98
MGS-S Customer 7842	3.58%	\$ 8,499.77	\$ 8,617.89	1.39%	\$ 25,013.73	\$ 25,131.85	0.47%	\$ 3,414.35
MGS-S Customer 7843	5.16%	\$ 629.64	\$ 662.11	5.16%	\$ 629.64	\$ 662.11	5.16%	\$ 662.11
MGS-S Customer 7844	3.59%	\$ 5,414.42	\$ 5,496.06	1.51%	\$ 19,674.53	\$ 19,756.17	0.41%	\$ 2,356.79
MGS-S Customer 7845	3.92%	\$ 2,902.82	\$ 2,961.31	2.01%	\$ 7,494.85	\$ 7,553.34	0.78%	\$ 1,552.53
MGS-S Customer 7846	4.20%	\$ 4,882.16	\$ 4,972.20	1.84%	\$ 11,030.35	\$ 11,120.39	0.82%	\$ 2,232.01
MGS-S Customer 7847	4.05%	\$ 7,275.61	\$ 7,382.93	1.48%	\$ 37,844.80	\$ 37,952.12	0.28%	\$ 2,758.18
MGS-S Customer 7848	4.09%	\$ 6,414.30	\$ 6,520.12	1.65%	\$ 22,696.87	\$ 22,802.69	0.47%	\$ 2,693.16
MGS-S Customer 7849	3.84%	\$ 20,868.51	\$ 21,146.46	1.33%	\$ 66,418.58	\$ 66,696.53	0.42%	\$ 7,516.10
MGS-S Customer 7850	5.17%	\$ 20,118.73	\$ 20,472.15	1.76%	\$ 77,853.88	\$ 78,207.30	0.45%	\$ 7,188.13
MGS-S Customer 7851	2.90%	\$ 15,375.78	\$ 15,534.90	1.03%	\$ 54,604.78	\$ 54,763.90	0.29%	\$ 5,637.66
MGS-S Customer 7852	3.18%	\$ 49,923.17	\$ 50,451.26	1.06%	\$ 216,583.58	\$ 217,111.67	0.24%	\$ 17,109.67
MGS-S Customer 7853	3.77%	\$ 13,503.90	\$ 13,686.16	1.35%	\$ 30,328.08	\$ 30,510.34	0.60%	\$ 5,022.19
MGS-S Customer 7854	3.05%	\$ 12,276.62	\$ 12,415.50	1.13%	\$ 33,826.75	\$ 33,965.63	0.41%	\$ 4,687.59
MGS-S Customer 7855	3.80%	\$ 3,922.40	\$ 3,991.51	1.76%	\$ 11,052.45	\$ 11,121.56	0.63%	\$ 1,889.06
MGS-S Customer 7856	3.29%	\$ 8,574.24	\$ 8,678.03	1.21%	\$ 32,341.08	\$ 32,444.87	0.32%	\$ 3,253.71
MGS-S Customer 7857	3.86%	\$ 44,516.27	\$ 45,084.63	1.28%	\$ 151,796.14	\$ 152,364.50	0.37%	\$ 15,311.06
MGS-S Customer 7858	4.30%	\$ 10,421.48	\$ 10,588.18	1.60%	\$ 33,036.54	\$ 33,203.24	0.50%	\$ 4,045.71
MGS-S Customer 7859	4.95%	\$ 5,304.60	\$ 5,415.71	2.09%	\$ 15,427.22	\$ 15,538.33	0.72%	\$ 2,354.56
MGS-S Customer 7860	4.51%	\$ 4,572.01	\$ 4,663.24	2.00%	\$ 12,359.42	\$ 12,450.65	0.74%	\$ 2,113.64
MGS-S Customer 7861	1.49%	\$ 4,817.93	\$ 4,848.21	0.63%	\$ 11,774.30	\$ 11,804.58	0.26%	\$ 2,058.79
MGS-S Customer 7862	4.18%	\$ 14,338.81	\$ 14,551.48	1.48%	\$ 53,051.34	\$ 53,264.01	0.40%	\$ 5,295.13
MGS-S Customer 7863	4.15%	\$ 6,093.80	\$ 6,196.69	1.69%	\$ 22,026.73	\$ 22,129.62	0.47%	\$ 2,584.31
MGS-S Customer 7864	3.36%	\$ 16,333.57	\$ 16,530.78	1.21%	\$ 44,085.93	\$ 44,283.14	0.45%	\$ 6,057.67
MGS-S Customer 7865	1.50%	\$ 2,069.30	\$ 2,086.05	0.81%	\$ 4,856.31	\$ 4,873.06	0.34%	\$ 1,136.08
MGS-S Customer 7866	3.68%	\$ 14,381.40	\$ 14,570.90	1.32%	\$ 48,372.56	\$ 48,562.06	0.39%	\$ 5,337.95
MGS-S Customer 7867	3.46%	\$ 26,652.93	\$ 26,978.89	1.22%	\$ 39,619.57	\$ 39,945.53	0.82%	\$ 9,753.57
MGS-S Customer 7868	4.08%	\$ 3,113.95	\$ 3,177.29	2.03%	\$ 9,214.94	\$ 9,278.28	0.69%	\$ 1,615.88
MGS-S Customer 7869	3.75%	\$ 6,896.65	\$ 7,000.56	1.51%	\$ 21,417.73	\$ 21,521.64	0.49%	\$ 2,871.69
MGS-S Customer 7870	4.73%	\$ 8,135.90	\$ 8,278.50	1.75%	\$ 25,100.17	\$ 25,242.77	0.57%	\$ 3,158.89
MGS-S Customer 7871	4.99%	\$ 6,013.55	\$ 6,131.09	1.95%	\$ 15,305.81	\$ 15,423.35	0.77%	\$ 2,474.55
MGS-S Customer 7872	3.67%	\$ 3,366.06	\$ 3,421.94	1.66%	\$ 7,897.76	\$ 7,953.64	0.71%	\$ 1,580.24
MGS-S Customer 7873	3.86%	\$ 4,006.24	\$ 4,072.57	1.66%	\$ 11,215.48	\$ 11,281.81	0.59%	\$ 1,784.75
MGS-S Customer 7874	4.03%	\$ 6,402.01	\$ 6,505.73	1.62%	\$ 24,350.55	\$ 24,454.27	0.43%	\$ 2,676.72
MGS-S Customer 7875	4.19%	\$ 4,159.38	\$ 4,233.08	1.77%	\$ 12,163.66	\$ 12,237.36	0.61%	\$ 1,833.66
MGS-S Customer 7876	3.66%	\$ 6,502.74	\$ 6,595.66	1.43%	\$ 16,809.32	\$ 16,902.24	0.55%	\$ 2,630.84
MGS-S Customer 7877	2.80%	\$ 8,066.29	\$ 8,155.77	1.11%	\$ 20,703.85	\$ 20,793.33	0.43%	\$ 3,285.62

Internal Use

Customer	Distribution % Difference	Delivery 8/24 Prices	Delivery 1/25 Prices	Delivery % Difference	Bundled 8/24 Prices	Bundled 1/25 Prices	Bundled % Difference	Distribution 1/25 Prices
MGS-S Customer 7878	4.56%	\$ 3,340.89	\$ 3,415.80	2.24%	\$ 8,071.41	\$ 8,146.32	0.93%	\$ 1,718.68
MGS-S Customer 7879	3.07%	\$ 31,323.79	\$ 31,647.15	1.03%	\$ 118,328.72	\$ 118,652.08	0.27%	\$ 10,847.72
MGS-S Customer 7880	3.14%	\$ 10,988.63	\$ 11,116.76	1.17%	\$ 36,462.57	\$ 36,590.70	0.35%	\$ 4,212.84
MGS-S Customer 7881	3.51%	\$ 3,291.31	\$ 3,348.59	1.74%	\$ 7,245.40	\$ 7,302.68	0.79%	\$ 1,690.89
MGS-S Customer 7882	3.76%	\$ 4,510.57	\$ 4,581.54	1.57%	\$ 11,771.91	\$ 11,842.88	0.60%	\$ 1,959.55
MGS-S Customer 7883	3.72%	\$ 40,786.04	\$ 41,290.11	1.24%	\$ 141,429.48	\$ 141,933.55	0.36%	\$ 14,055.52
MGS-S Customer 7884	4.08%	\$ 5,914.37	\$ 6,008.34	1.59%	\$ 20,824.98	\$ 20,918.95	0.45%	\$ 2,395.49
MGS-S Customer 7885	4.40%	\$ 2,669.21	\$ 2,724.60	2.08%	\$ 10,978.46	\$ 11,033.85	0.50%	\$ 1,312.91
MGS-S Customer 7886	3.95%	\$ 4,109.69	\$ 4,184.14	1.81%	\$ 10,490.17	\$ 10,564.62	0.71%	\$ 1,960.19
MGS-S Customer 7887	3.63%	\$ 9,946.96	\$ 10,076.63	1.30%	\$ 38,750.55	\$ 38,880.22	0.33%	\$ 3,697.96
MGS-S Customer 7888	3.72%	\$ 3,555.68	\$ 3,619.47	1.79%	\$ 8,524.78	\$ 8,588.57	0.75%	\$ 1,776.47
MGS-S Customer 7889	4.38%	\$ 5,366.99	\$ 5,466.83	1.86%	\$ 14,398.39	\$ 14,498.23	0.69%	\$ 2,381.29
MGS-S Customer 7890	3.62%	\$ 7,989.13	\$ 8,094.09	1.31%	\$ 39,064.05	\$ 39,169.01	0.27%	\$ 3,000.46
MGS-S Customer 7891	2.21%	\$ 6,116.81	\$ 6,170.84	0.88%	\$ 15,267.62	\$ 15,321.65	0.35%	\$ 2,497.09
MGS-S Customer 7892	4.17%	\$ 5,966.85	\$ 6,071.03	1.75%	\$ 13,384.50	\$ 13,488.68	0.78%	\$ 2,600.74
MGS-S Customer 7893	3.14%	\$ 1,920.92	\$ 1,953.82	1.71%	\$ 5,924.72	\$ 5,957.62	0.56%	\$ 1,079.87
MGS-S Customer 7894	3.72%	\$ 11,681.82	\$ 11,838.82	1.34%	\$ 48,255.33	\$ 48,412.33	0.33%	\$ 4,380.41
MGS-S Customer 7895	3.52%	\$ 3,722.17	\$ 3,784.85	1.68%	\$ 7,618.33	\$ 7,681.01	0.82%	\$ 1,841.27
MGS-S Customer 7896	3.22%	\$ 9,631.49	\$ 9,749.12	1.22%	\$ 30,572.25	\$ 30,689.88	0.38%	\$ 3,773.83
MGS-S Customer 7897	4.28%	\$ 4,825.08	\$ 4,915.76	1.88%	\$ 11,498.08	\$ 11,588.76	0.79%	\$ 2,208.75
MGS-S Customer 7898	3.53%	\$ 25,236.72	\$ 25,536.73	1.19%	\$ 105,020.18	\$ 105,320.19	0.29%	\$ 8,789.56
MGS-S Customer 7899	3.34%	\$ 11,467.45	\$ 11,609.82	1.24%	\$ 34,397.88	\$ 34,540.25	0.41%	\$ 4,399.24
MGS-S Customer 7900	3.25%	\$ 3,594.38	\$ 3,646.11	1.44%	\$ 9,999.77	\$ 10,051.50	0.52%	\$ 1,644.96
MGS-S Customer 7901	3.23%	\$ 2,848.59	\$ 2,892.53	1.54%	\$ 6,521.25	\$ 6,565.19	0.67%	\$ 1,404.96
MGS-S Customer 7902	3.89%	\$ 4,647.73	\$ 4,728.51	1.74%	\$ 9,623.46	\$ 9,704.24	0.84%	\$ 2,157.27
MGS-S Customer 7903	5.30%	\$ 3,368.00	\$ 3,453.59	2.54%	\$ 10,393.50	\$ 10,479.09	0.82%	\$ 1,702.02
MGS-S Customer 7904	3.00%	\$ 4,036.98	\$ 4,093.53	1.40%	\$ 8,910.78	\$ 8,967.33	0.63%	\$ 1,941.72
MGS-S Customer 7905	3.07%	\$ 29,539.22	\$ 29,841.84	1.02%	\$ 126,087.45	\$ 126,390.07	0.24%	\$ 10,156.24
MGS-S Customer 7906	3.08%	\$ 16,941.83	\$ 17,126.20	1.09%	\$ 57,043.81	\$ 57,228.18	0.32%	\$ 6,177.86
MGS-S Customer 7907	3.98%	\$ 10,551.15	\$ 10,702.91	1.44%	\$ 50,073.35	\$ 50,225.11	0.30%	\$ 3,968.07
MGS-S Customer 7908	4.61%	\$ 4,906.27	\$ 4,999.69	1.90%	\$ 9,783.27	\$ 9,876.69	0.95%	\$ 2,117.96
MGS-S Customer 7909	2.46%	\$ 4,343.89	\$ 4,395.75	1.19%	\$ 13,119.34	\$ 13,171.20	0.40%	\$ 2,163.32
MGS-S Customer 7910	3.90%	\$ 3,965.86	\$ 4,032.45	1.68%	\$ 10,876.87	\$ 10,943.46	0.61%	\$ 1,772.96
MGS-S Customer 7911	3.41%	\$ 3,337.90	\$ 3,389.56	1.55%	\$ 8,456.91	\$ 8,508.57	0.61%	\$ 1,565.44
MGS-S Customer 7912	3.42%	\$ 3,473.18	\$ 3,530.55	1.65%	\$ 9,838.69	\$ 9,896.06	0.58%	\$ 1,736.72
MGS-S Customer 7913	3.94%	\$ 5,214.93	\$ 5,299.41	1.62%	\$ 9,409.21	\$ 9,493.69	0.90%	\$ 2,227.36
MGS-S Customer 7914	3.85%	\$ 5,764.69	\$ 5,852.36	1.52%	\$ 17,644.80	\$ 17,732.47	0.50%	\$ 2,363.76
MGS-S Customer 7915	4.24%	\$ 4,377.87	\$ 4,455.95	1.78%	\$ 10,931.35	\$ 11,009.43	0.71%	\$ 1,920.29
MGS-S Customer 7916	2.47%	\$ 2,629.77	\$ 2,661.96	1.22%	\$ 5,001.88	\$ 5,034.07	0.64%	\$ 1,335.96
MGS-S Customer 7917	4.30%	\$ 3,445.87	\$ 3,518.34	2.10%	\$ 6,105.93	\$ 6,178.40	1.19%	\$ 1,756.75

Internal Use

Customer	Distribution % Difference	Delivery 8/24 Prices	Delivery 1/25 Prices	Delivery % Difference	Bundled 8/24 Prices	Bundled 1/25 Prices	Bundled % Difference	Distribution 1/25 Prices
MGS-S Customer 7918	3.40%	\$ 11,097.81	\$ 11,237.30	1.26%	\$ 37,734.96	\$ 37,874.45	0.37%	\$ 4,244.86
MGS-S Customer 7919	4.34%	\$ 4,433.58	\$ 4,519.31	1.93%	\$ 12,418.33	\$ 12,504.06	0.69%	\$ 2,063.23
MGS-S Customer 7920	-0.22%	\$ 6,419.77	\$ 6,414.04	-0.09%	\$ 14,655.90	\$ 14,650.17	-0.04%	\$ 2,594.88
MGS-S Customer 7921	3.72%	\$ 6,723.42	\$ 6,824.63	1.51%	\$ 19,698.29	\$ 19,799.50	0.51%	\$ 2,822.17
MGS-S Customer 7922	3.27%	\$ 7,531.03	\$ 7,628.45	1.29%	\$ 23,489.21	\$ 23,586.63	0.41%	\$ 3,079.17
MGS-S Customer 7923	3.67%	\$ 7,133.27	\$ 7,234.25	1.42%	\$ 17,052.84	\$ 17,153.82	0.59%	\$ 2,853.08
MGS-S Customer 7924	3.64%	\$ 14,016.49	\$ 14,196.48	1.28%	\$ 60,421.02	\$ 60,601.01	0.30%	\$ 5,122.40
MGS-S Customer 7925	4.19%	\$ 4,987.22	\$ 5,076.53	1.79%	\$ 17,985.85	\$ 18,075.16	0.50%	\$ 2,219.87
MGS-S Customer 7926	3.57%	\$ 7,170.62	\$ 7,269.12	1.37%	\$ 17,719.90	\$ 17,818.40	0.56%	\$ 2,860.99
MGS-S Customer 7927	5.87%	\$ 5,201.86	\$ 5,333.45	2.53%	\$ 8,172.72	\$ 8,304.31	1.61%	\$ 2,374.01
MGS-S Customer 7928	5.27%	\$ 803.79	\$ 839.90	4.49%	\$ 1,046.60	\$ 1,082.71	3.45%	\$ 721.34
MGS-S Customer 7929	3.83%	\$ 8,948.11	\$ 9,079.66	1.47%	\$ 26,112.23	\$ 26,243.78	0.50%	\$ 3,567.56
MGS-S Customer 7930	3.50%	\$ 8,795.31	\$ 8,913.46	1.34%	\$ 28,238.42	\$ 28,356.57	0.42%	\$ 3,495.77
MGS-S Customer 7931	3.58%	\$ 9,070.22	\$ 9,192.03	1.34%	\$ 37,544.73	\$ 37,666.54	0.32%	\$ 3,527.89
MGS-S Customer 7932	4.24%	\$ 12,635.71	\$ 12,827.75	1.52%	\$ 48,221.99	\$ 48,414.03	0.40%	\$ 4,724.51
MGS-S Customer 7933	4.09%	\$ 5,594.38	\$ 5,691.05	1.73%	\$ 14,174.21	\$ 14,270.88	0.68%	\$ 2,462.28
MGS-S Customer 7934	3.87%	\$ 6,913.88	\$ 7,021.45	1.56%	\$ 20,287.30	\$ 20,394.87	0.53%	\$ 2,886.54
MGS-S Customer 7935	4.69%	\$ 2,347.60	\$ 2,408.56	2.60%	\$ 6,843.08	\$ 6,904.04	0.89%	\$ 1,362.04
MGS-S Customer 7936	3.51%	\$ 4,841.42	\$ 4,911.49	1.45%	\$ 13,308.01	\$ 13,378.08	0.53%	\$ 2,065.10
MGS-S Customer 7937	4.35%	\$ 10,359.01	\$ 10,525.45	1.61%	\$ 37,978.82	\$ 38,145.26	0.44%	\$ 3,988.83
MGS-S Customer 7938	4.72%	\$ 16,870.45	\$ 17,149.95	1.66%	\$ 52,968.63	\$ 53,248.13	0.53%	\$ 6,202.54
MGS-S Customer 7939	4.25%	\$ 4,645.06	\$ 4,732.64	1.89%	\$ 10,780.68	\$ 10,868.26	0.81%	\$ 2,149.69
MGS-S Customer 7940	3.01%	\$ 2,503.30	\$ 2,541.30	1.52%	\$ 4,119.56	\$ 4,157.56	0.92%	\$ 1,298.90
MGS-S Customer 7941	3.81%	\$ 7,646.55	\$ 7,759.91	1.48%	\$ 27,882.53	\$ 27,995.89	0.41%	\$ 3,092.47
MGS-S Customer 7942	3.97%	\$ 7,514.34	\$ 7,634.01	1.59%	\$ 15,259.36	\$ 15,379.03	0.78%	\$ 3,136.21
MGS-S Customer 7943	3.21%	\$ 6,283.43	\$ 6,367.53	1.34%	\$ 14,091.52	\$ 14,175.62	0.60%	\$ 2,702.85
MGS-S Customer 7944	4.47%	\$ 2,058.92	\$ 2,113.34	2.64%	\$ 4,993.33	\$ 5,047.75	1.09%	\$ 1,271.91
MGS-S Customer 7945	3.42%	\$ 3,359.09	\$ 3,410.18	1.52%	\$ 12,483.27	\$ 12,534.36	0.41%	\$ 1,544.42
MGS-S Customer 7946	5.43%	\$ 4,091.42	\$ 4,192.22	2.46%	\$ 10,625.36	\$ 10,726.16	0.95%	\$ 1,958.65
MGS-S Customer 7947	2.44%	\$ 5,034.23	\$ 5,084.67	1.00%	\$ 15,022.47	\$ 15,072.91	0.34%	\$ 2,116.60
MGS-S Customer 7948	2.65%	\$ 26,763.12	\$ 27,003.75	0.90%	\$ 108,393.08	\$ 108,633.71	0.22%	\$ 9,305.50
MGS-S Customer 7949	3.95%	\$ 5,777.18	\$ 5,871.65	1.64%	\$ 19,942.68	\$ 20,037.15	0.47%	\$ 2,485.56
MGS-S Customer 7950	4.47%	\$ 5,131.68	\$ 5,230.23	1.92%	\$ 13,349.52	\$ 13,448.07	0.74%	\$ 2,305.48
MGS-S Customer 7951	3.82%	\$ 4,919.84	\$ 4,997.04	1.57%	\$ 12,818.20	\$ 12,895.40	0.60%	\$ 2,097.76
MGS-S Customer 7952	5.13%	\$ 1,441.53	\$ 1,486.97	3.15%	\$ 3,498.28	\$ 3,543.72	1.30%	\$ 930.84
MGS-S Customer 7953	3.58%	\$ 60,666.67	\$ 61,413.39	1.23%	\$ 103,748.64	\$ 104,495.36	0.72%	\$ 21,584.44
MGS-S Customer 7954	3.71%	\$ 3,273.76	\$ 3,328.68	1.68%	\$ 9,819.01	\$ 9,873.93	0.56%	\$ 1,533.97
MGS-S Customer 7955	3.70%	\$ 13,889.52	\$ 14,063.21	1.25%	\$ 71,288.62	\$ 71,462.31	0.24%	\$ 4,867.63
MGS-S Customer 7956	4.78%	\$ 5,253.94	\$ 5,353.80	1.90%	\$ 17,338.47	\$ 17,438.33	0.58%	\$ 2,188.67
MGS-S Customer 7957	3.40%	\$ 9,776.32	\$ 9,900.41	1.27%	\$ 37,953.74	\$ 38,077.83	0.33%	\$ 3,774.30

Internal Use

Customer	Distribution % Difference	Delivery 8/24 Prices	Delivery 1/25 Prices	Delivery % Difference	Bundled 8/24 Prices	Bundled 1/25 Prices	Bundled % Difference	Distribution 1/25 Prices
MGS-S Customer 7958	5.38%	\$ 1,012.61	\$ 1,053.06	3.99%	\$ 1,610.89	\$ 1,651.34	2.51%	\$ 791.90
MGS-S Customer 7959	4.11%	\$ 6,026.16	\$ 6,125.25	1.64%	\$ 10,227.41	\$ 10,326.50	0.97%	\$ 2,510.66
MGS-S Customer 7960	5.52%	\$ 3,134.78	\$ 3,213.01	2.50%	\$ 8,890.36	\$ 8,968.59	0.88%	\$ 1,496.72
MGS-S Customer 7961	3.82%	\$ 4,735.81	\$ 4,816.44	1.70%	\$ 8,969.16	\$ 9,049.79	0.90%	\$ 2,192.88
MGS-S Customer 7962	4.35%	\$ 4,295.43	\$ 4,374.13	1.83%	\$ 11,478.96	\$ 11,557.66	0.69%	\$ 1,887.53
MGS-S Customer 7963	4.18%	\$ 4,403.96	\$ 4,485.81	1.86%	\$ 14,250.40	\$ 14,332.25	0.57%	\$ 2,039.03
MGS-S Customer 7964	3.70%	\$ 12,296.87	\$ 12,466.25	1.38%	\$ 35,890.03	\$ 36,059.41	0.47%	\$ 4,751.05
MGS-S Customer 7965	4.30%	\$ 20,385.55	\$ 20,688.50	1.49%	\$ 82,019.37	\$ 82,322.32	0.37%	\$ 7,345.14
MGS-S Customer 7966	2.08%	\$ 3,218.24	\$ 3,249.31	0.97%	\$ 7,935.04	\$ 7,966.11	0.39%	\$ 1,522.39
MGS-S Customer 7967	4.65%	\$ 5,259.62	\$ 5,364.24	1.99%	\$ 12,668.48	\$ 12,773.10	0.83%	\$ 2,356.70
MGS-S Customer 7968	4.19%	\$ 6,280.90	\$ 6,388.40	1.71%	\$ 19,353.35	\$ 19,460.85	0.56%	\$ 2,670.09
MGS-S Customer 7969	4.52%	\$ 5,306.20	\$ 5,408.81	1.93%	\$ 12,907.02	\$ 13,009.63	0.79%	\$ 2,370.99
MGS-S Customer 7970	3.71%	\$ 3,595.40	\$ 3,659.57	1.78%	\$ 7,872.97	\$ 7,937.14	0.82%	\$ 1,795.14
MGS-S Customer 7971	3.85%	\$ 5,552.01	\$ 5,637.24	1.54%	\$ 15,940.86	\$ 16,026.09	0.53%	\$ 2,300.28
MGS-S Customer 7972	4.76%	\$ 6,618.13	\$ 6,740.13	1.84%	\$ 15,576.40	\$ 15,698.40	0.78%	\$ 2,686.64
MGS-S Customer 7973	3.76%	\$ 4,130.42	\$ 4,201.33	1.72%	\$ 12,192.29	\$ 12,263.20	0.58%	\$ 1,954.72
MGS-S Customer 7974	3.92%	\$ 3,719.48	\$ 3,788.35	1.85%	\$ 9,672.27	\$ 9,741.14	0.71%	\$ 1,827.23
MGS-S Customer 7975	4.92%	\$ 2,287.07	\$ 2,349.55	2.73%	\$ 8,152.80	\$ 8,215.28	0.77%	\$ 1,331.83
MGS-S Customer 7976	4.48%	\$ 4,834.99	\$ 4,924.34	1.85%	\$ 11,086.13	\$ 11,175.48	0.81%	\$ 2,082.76
MGS-S Customer 7977	4.21%	\$ 7,286.01	\$ 7,408.98	1.69%	\$ 16,847.59	\$ 16,970.56	0.73%	\$ 3,045.30
MGS-S Customer 7978	4.29%	\$ 5,263.66	\$ 5,354.04	1.72%	\$ 16,501.03	\$ 16,591.41	0.55%	\$ 2,195.88
MGS-S Customer 7979	3.95%	\$ 4,906.00	\$ 4,989.83	1.71%	\$ 15,963.75	\$ 16,047.58	0.53%	\$ 2,204.28
MGS-S Customer 7980	3.28%	\$ 6,470.45	\$ 6,557.58	1.35%	\$ 17,329.84	\$ 17,416.97	0.50%	\$ 2,746.60
MGS-S Customer 7981	4.93%	\$ 11,695.02	\$ 11,906.67	1.81%	\$ 33,405.12	\$ 33,616.77	0.63%	\$ 4,501.80
MGS-S Customer 7982	3.36%	\$ 24,347.76	\$ 24,633.03	1.17%	\$ 96,973.75	\$ 97,259.02	0.29%	\$ 8,777.59
MGS-S Customer 7983	4.14%	\$ 4,887.74	\$ 4,975.54	1.80%	\$ 14,549.53	\$ 14,637.33	0.60%	\$ 2,208.70
MGS-S Customer 7984	4.02%	\$ 6,420.73	\$ 6,524.70	1.62%	\$ 23,697.40	\$ 23,801.37	0.44%	\$ 2,687.97
MGS-S Customer 7985	3.69%	\$ 5,815.25	\$ 5,900.28	1.46%	\$ 16,410.58	\$ 16,495.61	0.52%	\$ 2,389.68
MGS-S Customer 7986	3.24%	\$ 20,028.75	\$ 20,254.73	1.13%	\$ 80,652.48	\$ 80,878.46	0.28%	\$ 7,202.25
MGS-S Customer 7987	2.94%	\$ 7,254.68	\$ 7,339.46	1.17%	\$ 25,395.18	\$ 25,479.96	0.33%	\$ 2,965.58
MGS-S Customer 7988	3.48%	\$ 9,262.08	\$ 9,384.72	1.32%	\$ 29,760.98	\$ 29,883.62	0.41%	\$ 3,650.50
MGS-S Customer 7989	3.99%	\$ 5,658.05	\$ 5,753.07	1.68%	\$ 15,642.87	\$ 15,737.89	0.61%	\$ 2,474.00
MGS-S Customer 7990	3.17%	\$ 15,576.12	\$ 15,754.55	1.15%	\$ 40,394.19	\$ 40,572.62	0.44%	\$ 5,812.63
MGS-S Customer 7991	4.61%	\$ 10,786.95	\$ 10,963.68	1.64%	\$ 38,246.79	\$ 38,423.52	0.46%	\$ 4,007.92
MGS-S Customer 7992	5.09%	\$ 1,782.93	\$ 1,833.26	2.82%	\$ 5,451.25	\$ 5,501.58	0.92%	\$ 1,038.45
MGS-S Customer 7993	2.53%	\$ 16,242.52	\$ 16,389.35	0.90%	\$ 53,254.81	\$ 53,401.64	0.28%	\$ 5,949.82
MGS-S Customer 7994	4.15%	\$ 6,639.42	\$ 6,751.95	1.69%	\$ 16,025.04	\$ 16,137.57	0.70%	\$ 2,820.97
MGS-S Customer 7995	3.48%	\$ 6,931.38	\$ 7,029.43	1.41%	\$ 16,721.49	\$ 16,819.54	0.59%	\$ 2,915.71
MGS-S Customer 7996	2.92%	\$ 7,607.72	\$ 7,695.92	1.16%	\$ 22,708.81	\$ 22,797.01	0.39%	\$ 3,109.65
MGS-S Customer 7997	3.19%	\$ 4,924.64	\$ 4,989.15	1.31%	\$ 14,138.86	\$ 14,203.37	0.46%	\$ 2,087.33

Internal Use

Customer	Distribution % Difference	Delivery 8/24 Prices	Delivery 1/25 Prices	Delivery % Difference	Bundled 8/24 Prices	Bundled 1/25 Prices	Bundled % Difference	Distribution 1/25 Prices
MGS-S Customer 7998	5.07%	\$ 4,686.86	\$ 4,790.17	2.20%	\$ 14,358.14	\$ 14,461.45	0.72%	\$ 2,142.71
MGS-S Customer 7999	3.91%	\$ 10,374.32	\$ 10,519.44	1.40%	\$ 37,953.00	\$ 38,098.12	0.38%	\$ 3,857.58
MGS-S Customer 8000	3.74%	\$ 4,017.14	\$ 4,081.05	1.59%	\$ 13,115.73	\$ 13,179.64	0.49%	\$ 1,774.66
MGS-S Customer 8001	3.58%	\$ 7,349.21	\$ 7,451.82	1.40%	\$ 29,835.61	\$ 29,938.22	0.34%	\$ 2,971.56
MGS-S Customer 8002	3.03%	\$ 5,760.43	\$ 5,833.45	1.27%	\$ 18,356.86	\$ 18,429.88	0.40%	\$ 2,486.07
MGS-S Customer 8003	4.27%	\$ 5,872.96	\$ 5,974.34	1.73%	\$ 7,478.94	\$ 7,580.32	1.36%	\$ 2,476.55
MGS-S Customer 8004	4.44%	\$ 19,830.68	\$ 20,136.11	1.54%	\$ 62,748.11	\$ 63,053.54	0.49%	\$ 7,182.39
MGS-S Customer 8005	4.03%	\$ 3,983.98	\$ 4,058.73	1.88%	\$ 8,407.13	\$ 8,481.88	0.89%	\$ 1,930.64
MGS-S Customer 8006	5.35%	\$ 1,192.08	\$ 1,242.47	4.23%	\$ 1,193.11	\$ 1,243.50	4.22%	\$ 992.37
MGS-S Customer 8007	3.33%	\$ 5,751.58	\$ 5,831.36	1.39%	\$ 19,819.15	\$ 19,898.93	0.40%	\$ 2,474.15
MGS-S Customer 8008	3.92%	\$ 4,382.09	\$ 4,455.81	1.68%	\$ 6,153.41	\$ 6,227.13	1.20%	\$ 1,954.47
MGS-S Customer 8009	0.53%	\$ 6,199.83	\$ 6,212.97	0.21%	\$ 17,215.99	\$ 17,229.13	0.08%	\$ 2,503.54
MGS-S Customer 8010	2.26%	\$ 9,012.29	\$ 9,092.68	0.89%	\$ 17,088.45	\$ 17,168.84	0.47%	\$ 3,642.38
MGS-S Customer 8011	3.45%	\$ 6,133.11	\$ 6,220.45	1.42%	\$ 18,213.06	\$ 18,300.40	0.48%	\$ 2,621.57
MGS-S Customer 8012	3.55%	\$ 3,465.96	\$ 3,520.55	1.58%	\$ 10,876.30	\$ 10,930.89	0.50%	\$ 1,594.17
MGS-S Customer 8013	1.46%	\$ 4,692.85	\$ 4,721.96	0.62%	\$ 10,578.00	\$ 10,607.11	0.28%	\$ 2,022.89
MGS-S Customer 8014	2.86%	\$ 2,766.07	\$ 2,804.64	1.39%	\$ 5,057.40	\$ 5,095.97	0.76%	\$ 1,385.01
MGS-S Customer 8015	3.66%	\$ 13,202.53	\$ 13,388.01	1.40%	\$ 44,099.43	\$ 44,284.91	0.42%	\$ 5,259.31
MGS-S Customer 8016	1.94%	\$ 3,959.84	\$ 3,993.69	0.85%	\$ 8,822.90	\$ 8,856.75	0.38%	\$ 1,778.04
MGS-S Customer 8017	3.81%	\$ 4,187.55	\$ 4,260.96	1.75%	\$ 8,648.40	\$ 8,721.81	0.85%	\$ 2,000.37
MGS-S Customer 8018	1.08%	\$ 3,794.54	\$ 3,812.91	0.48%	\$ 8,058.97	\$ 8,077.34	0.23%	\$ 1,721.74
MGS-S Customer 8019	3.13%	\$ 43,618.46	\$ 44,076.38	1.05%	\$ 136,053.20	\$ 136,511.12	0.34%	\$ 15,081.10
MGS-S Customer 8020	3.81%	\$ 8,073.65	\$ 8,191.49	1.46%	\$ 32,016.57	\$ 32,134.41	0.37%	\$ 3,214.83
MGS-S Customer 8021	4.66%	\$ 13,124.30	\$ 13,349.01	1.71%	\$ 28,508.76	\$ 28,733.47	0.79%	\$ 5,042.77
MGS-S Customer 8022	4.48%	\$ 12,426.88	\$ 12,630.50	1.64%	\$ 34,749.43	\$ 34,953.05	0.59%	\$ 4,748.41
MGS-S Customer 8023	3.04%	\$ 8,632.41	\$ 8,734.47	1.18%	\$ 24,181.41	\$ 24,283.47	0.42%	\$ 3,463.38
MGS-S Customer 8024	3.28%	\$ 64,123.26	\$ 64,810.32	1.07%	\$ 238,023.42	\$ 238,710.48	0.29%	\$ 21,638.21
MGS-S Customer 8025	4.00%	\$ 4,431.18	\$ 4,503.72	1.64%	\$ 18,550.40	\$ 18,622.94	0.39%	\$ 1,884.18
MGS-S Customer 8026	3.39%	\$ 11,648.15	\$ 11,802.93	1.33%	\$ 18,906.18	\$ 19,060.96	0.82%	\$ 4,714.73
MGS-S Customer 8027	4.06%	\$ 7,652.90	\$ 7,773.64	1.58%	\$ 28,406.61	\$ 28,527.35	0.43%	\$ 3,092.66
MGS-S Customer 8028	4.26%	\$ 3,764.04	\$ 3,838.21	1.97%	\$ 14,006.64	\$ 14,080.81	0.53%	\$ 1,813.57
MGS-S Customer 8029	3.90%	\$ 5,843.13	\$ 5,938.83	1.64%	\$ 14,591.16	\$ 14,686.86	0.66%	\$ 2,546.77
MGS-S Customer 8030	3.21%	\$ 35,087.24	\$ 35,466.16	1.08%	\$ 116,534.38	\$ 116,913.30	0.33%	\$ 12,195.22
MGS-S Customer 8031	2.38%	\$ 20,769.18	\$ 20,954.82	0.89%	\$ 58,997.23	\$ 59,182.87	0.31%	\$ 7,997.89
MGS-S Customer 8032	3.43%	\$ 30,827.78	\$ 31,183.52	1.15%	\$ 113,200.46	\$ 113,556.20	0.31%	\$ 10,712.81
MGS-S Customer 8033	2.86%	\$ 10,803.55	\$ 10,920.88	1.09%	\$ 26,475.95	\$ 26,593.28	0.44%	\$ 4,215.57
MGS-S Customer 8034	3.82%	\$ 10,678.55	\$ 10,828.48	1.40%	\$ 41,278.36	\$ 41,428.29	0.36%	\$ 4,074.50
MGS-S Customer 8035	5.46%	\$ 1,524.12	\$ 1,580.65	3.71%	\$ 3,784.14	\$ 3,840.67	1.49%	\$ 1,092.47
MGS-S Customer 8036	3.23%	\$ 13,827.84	\$ 13,988.28	1.16%	\$ 49,560.37	\$ 49,720.81	0.32%	\$ 5,128.09
MGS-S Customer 8037	3.63%	\$ 11,574.67	\$ 11,727.65	1.32%	\$ 45,067.64	\$ 45,220.62	0.34%	\$ 4,364.22

Internal Use

Customer	Distribution % Difference	Delivery 8/24 Prices	Delivery 1/25 Prices	Delivery % Difference	Bundled 8/24 Prices	Bundled 1/25 Prices	Bundled % Difference	Distribution 1/25 Prices
MGS-S Customer 8038	3.60%	\$ 36,667.99	\$ 37,114.40	1.22%	\$ 106,067.17	\$ 106,513.58	0.42%	\$ 12,840.89
MGS-S Customer 8039	3.48%	\$ 5,558.57	\$ 5,635.72	1.39%	\$ 16,785.55	\$ 16,862.70	0.46%	\$ 2,294.85
MGS-S Customer 8040	3.43%	\$ 5,643.48	\$ 5,721.44	1.38%	\$ 13,406.55	\$ 13,484.51	0.58%	\$ 2,348.75
MGS-S Customer 8041	3.31%	\$ 17,109.48	\$ 17,308.95	1.17%	\$ 59,615.56	\$ 59,815.03	0.33%	\$ 6,222.16
MGS-S Customer 8042	4.45%	\$ 7,701.02	\$ 7,835.37	1.74%	\$ 22,807.02	\$ 22,941.37	0.59%	\$ 3,152.08
MGS-S Customer 8043	3.62%	\$ 9,186.42	\$ 9,304.62	1.29%	\$ 45,516.78	\$ 45,634.98	0.26%	\$ 3,379.79
MGS-S Customer 8044	3.31%	\$ 7,806.74	\$ 7,908.92	1.31%	\$ 22,249.67	\$ 22,351.85	0.46%	\$ 3,186.10
MGS-S Customer 8045	3.72%	\$ 9,494.64	\$ 9,628.72	1.41%	\$ 28,610.49	\$ 28,744.57	0.47%	\$ 3,743.09
MGS-S Customer 8046	3.47%	\$ 9,781.11	\$ 9,909.16	1.31%	\$ 32,748.11	\$ 32,876.16	0.39%	\$ 3,813.53
MGS-S Customer 8047	3.59%	\$ 6,729.52	\$ 6,828.88	1.48%	\$ 14,042.39	\$ 14,141.75	0.71%	\$ 2,863.75
MGS-S Customer 8048	4.28%	\$ 4,364.51	\$ 4,444.54	1.83%	\$ 6,421.03	\$ 6,501.06	1.25%	\$ 1,947.79
MGS-S Customer 8049	4.64%	\$ 3,937.11	\$ 4,021.24	2.14%	\$ 10,973.92	\$ 11,058.05	0.77%	\$ 1,898.13
MGS-S Customer 8050	3.47%	\$ 5,671.78	\$ 5,749.90	1.38%	\$ 17,654.27	\$ 17,732.39	0.44%	\$ 2,328.83
MGS-S Customer 8051	4.34%	\$ 6,290.41	\$ 6,402.90	1.79%	\$ 14,883.61	\$ 14,996.10	0.76%	\$ 2,706.03
MGS-S Customer 8052	4.37%	\$ 9,774.80	\$ 9,937.44	1.66%	\$ 29,117.35	\$ 29,279.99	0.56%	\$ 3,884.44
MGS-S Customer 8053	2.57%	\$ 15,540.10	\$ 15,683.95	0.93%	\$ 46,665.52	\$ 46,809.37	0.31%	\$ 5,748.09
MGS-S Customer 8054	4.60%	\$ 14,897.96	\$ 15,143.08	1.65%	\$ 42,408.08	\$ 42,653.20	0.58%	\$ 5,574.32
MGS-S Customer 8055	3.81%	\$ 36,044.96	\$ 36,517.31	1.31%	\$ 70,461.18	\$ 70,933.53	0.67%	\$ 12,877.94
MGS-S Customer 8056	4.07%	\$ 15,566.02	\$ 15,789.55	1.44%	\$ 55,841.68	\$ 56,065.21	0.40%	\$ 5,710.28
MGS-S Customer 8057	4.06%	\$ 4,652.83	\$ 4,736.97	1.81%	\$ 10,074.41	\$ 10,158.55	0.84%	\$ 2,156.64
MGS-S Customer 8058	1.60%	\$ 4,193.33	\$ 4,222.47	0.69%	\$ 10,032.66	\$ 10,061.80	0.29%	\$ 1,850.74
MGS-S Customer 8059	4.16%	\$ 3,497.18	\$ 3,562.02	1.85%	\$ 8,662.58	\$ 8,727.42	0.75%	\$ 1,623.04
MGS-S Customer 8060	5.97%	\$ 4,491.70	\$ 4,608.91	2.61%	\$ 14,012.15	\$ 14,129.36	0.84%	\$ 2,079.47
MGS-S Customer 8061	2.92%	\$ 3,874.40	\$ 3,924.07	1.28%	\$ 8,763.63	\$ 8,813.30	0.57%	\$ 1,751.87
MGS-S Customer 8062	3.38%	\$ 28,186.98	\$ 28,507.98	1.14%	\$ 107,147.74	\$ 107,468.74	0.30%	\$ 9,817.29
MGS-S Customer 8063	3.33%	\$ 16,842.87	\$ 17,039.76	1.17%	\$ 61,213.74	\$ 61,410.63	0.32%	\$ 6,116.40
MGS-S Customer 8064	3.19%	\$ 4,252.47	\$ 4,310.25	1.36%	\$ 11,458.62	\$ 11,516.40	0.50%	\$ 1,867.89
MGS-S Customer 8065	4.05%	\$ 6,061.29	\$ 6,160.40	1.64%	\$ 25,609.52	\$ 25,708.63	0.39%	\$ 2,546.78
MGS-S Customer 8066	4.22%	\$ 4,536.65	\$ 4,615.64	1.74%	\$ 14,422.74	\$ 14,501.73	0.55%	\$ 1,951.85
MGS-S Customer 8067	3.78%	\$ 8,322.58	\$ 8,443.57	1.45%	\$ 29,736.96	\$ 29,857.95	0.41%	\$ 3,319.29
MGS-S Customer 8068	3.73%	\$ 7,210.07	\$ 7,312.82	1.43%	\$ 20,048.85	\$ 20,151.60	0.51%	\$ 2,859.42
MGS-S Customer 8069	4.52%	\$ 5,204.29	\$ 5,306.14	1.96%	\$ 10,140.48	\$ 10,242.33	1.00%	\$ 2,354.40
MGS-S Customer 8070	3.76%	\$ 17,491.73	\$ 17,721.66	1.31%	\$ 62,895.54	\$ 63,125.47	0.37%	\$ 6,340.50
MGS-S Customer 8071	2.62%	\$ 24,847.11	\$ 25,071.24	0.90%	\$ 82,637.10	\$ 82,861.23	0.27%	\$ 8,791.69
MGS-S Customer 8072	3.69%	\$ 8,791.95	\$ 8,915.11	1.40%	\$ 32,773.61	\$ 32,896.77	0.38%	\$ 3,463.76
MGS-S Customer 8073	2.73%	\$ 2,520.31	\$ 2,554.85	1.37%	\$ 5,061.53	\$ 5,096.07	0.68%	\$ 1,297.49
MGS-S Customer 8074	3.94%	\$ 4,402.35	\$ 4,474.79	1.65%	\$ 13,200.54	\$ 13,272.98	0.55%	\$ 1,911.68
MGS-S Customer 8075	4.38%	\$ 1,937.23	\$ 1,982.79	2.35%	\$ 6,421.28	\$ 6,466.84	0.71%	\$ 1,084.93
MGS-S Customer 8076	3.89%	\$ 4,189.72	\$ 4,259.73	1.67%	\$ 8,207.23	\$ 8,277.24	0.85%	\$ 1,871.40
MGS-S Customer 8077	3.85%	\$ 10,764.67	\$ 10,921.63	1.46%	\$ 22,875.59	\$ 23,032.55	0.69%	\$ 4,236.03

Internal Use

Customer	Distribution % Difference	Delivery 8/24 Prices	Delivery 1/25 Prices	Delivery % Difference	Bundled 8/24 Prices	Bundled 1/25 Prices	Bundled % Difference	Distribution 1/25 Prices
MGS-S Customer 8078	4.16%	\$ 3,974.97	\$ 4,052.18	1.94%	\$ 7,822.34	\$ 7,899.55	0.99%	\$ 1,932.13
MGS-S Customer 8079	4.30%	\$ 5,906.98	\$ 6,013.28	1.80%	\$ 13,536.37	\$ 13,642.67	0.79%	\$ 2,579.05
MGS-S Customer 8080	3.74%	\$ 8,436.10	\$ 8,559.01	1.46%	\$ 23,349.79	\$ 23,472.70	0.53%	\$ 3,404.70
MGS-S Customer 8081	2.61%	\$ 2,532.18	\$ 2,564.57	1.28%	\$ 9,108.74	\$ 9,141.13	0.36%	\$ 1,272.69
MGS-S Customer 8082	3.34%	\$ 19,437.93	\$ 19,673.44	1.21%	\$ 52,035.07	\$ 52,270.58	0.45%	\$ 7,288.70
MGS-S Customer 8083	3.08%	\$ 61,591.88	\$ 62,205.52	1.00%	\$ 281,092.38	\$ 281,706.02	0.22%	\$ 20,540.55
MGS-S Customer 8084	4.21%	\$ 4,329.49	\$ 4,411.90	1.90%	\$ 10,619.82	\$ 10,702.23	0.78%	\$ 2,038.49
MGS-S Customer 8085	5.70%	\$ 34,041.64	\$ 34,682.07	1.88%	\$ 116,914.79	\$ 117,555.22	0.55%	\$ 11,882.21
MGS-S Customer 8086	2.52%	\$ 20,759.65	\$ 20,941.95	0.88%	\$ 71,565.85	\$ 71,748.15	0.25%	\$ 7,420.24
MGS-S Customer 8087	3.85%	\$ 6,910.02	\$ 7,013.33	1.50%	\$ 15,167.86	\$ 15,271.17	0.68%	\$ 2,788.21
MGS-S Customer 8088	4.13%	\$ 16,393.34	\$ 16,634.83	1.47%	\$ 46,924.59	\$ 47,166.08	0.51%	\$ 6,095.15
MGS-S Customer 8089	4.96%	\$ 5,427.14	\$ 5,533.00	1.95%	\$ 18,893.80	\$ 18,999.66	0.56%	\$ 2,240.07
MGS-S Customer 8090	4.26%	\$ 5,865.76	\$ 5,970.83	1.79%	\$ 12,721.58	\$ 12,826.65	0.83%	\$ 2,569.99
MGS-S Customer 8091	3.75%	\$ 6,088.83	\$ 6,176.96	1.45%	\$ 23,666.58	\$ 23,754.71	0.37%	\$ 2,435.65
MGS-S Customer 8092	3.43%	\$ 32,155.59	\$ 32,519.24	1.13%	\$ 143,014.20	\$ 143,377.85	0.25%	\$ 10,972.39
MGS-S Customer 8093	3.38%	\$ 3,781.41	\$ 3,837.15	1.47%	\$ 10,982.31	\$ 11,038.05	0.51%	\$ 1,704.82
MGS-S Customer 8094	3.38%	\$ 17,678.21	\$ 17,888.34	1.19%	\$ 60,211.72	\$ 60,421.85	0.35%	\$ 6,420.71
MGS-S Customer 8095	3.89%	\$ 13,597.96	\$ 13,788.92	1.40%	\$ 42,246.15	\$ 42,437.11	0.45%	\$ 5,105.40
MGS-S Customer 8096	2.25%	\$ 22,975.03	\$ 23,154.89	0.78%	\$ 76,861.78	\$ 77,041.64	0.23%	\$ 8,162.95
MGS-S Customer 8097	4.94%	\$ 4,265.80	\$ 4,360.92	2.23%	\$ 10,125.24	\$ 10,220.36	0.94%	\$ 2,022.35
MGS-S Customer 8098	4.00%	\$ 8,972.67	\$ 9,114.34	1.58%	\$ 10,833.34	\$ 10,975.01	1.31%	\$ 3,686.09
MGS-S Customer 8099	3.75%	\$ 6,761.77	\$ 6,863.31	1.50%	\$ 23,000.92	\$ 23,102.46	0.44%	\$ 2,812.50
MGS-S Customer 8100	5.38%	\$ 1,559.11	\$ 1,616.18	3.66%	\$ 2,532.64	\$ 2,589.71	2.25%	\$ 1,117.99
MGS-S Customer 8101	3.02%	\$ 26,319.99	\$ 26,602.15	1.07%	\$ 74,813.49	\$ 75,095.65	0.38%	\$ 9,625.21
MGS-S Customer 8102	4.77%	\$ 8,915.17	\$ 9,077.22	1.82%	\$ 26,456.93	\$ 26,618.98	0.61%	\$ 3,560.30
MGS-S Customer 8103	3.12%	\$ 5,375.72	\$ 5,443.93	1.27%	\$ 13,566.14	\$ 13,634.35	0.50%	\$ 2,251.12
MGS-S Customer 8104	3.47%	\$ 3,355.76	\$ 3,408.06	1.56%	\$ 9,989.34	\$ 10,041.64	0.52%	\$ 1,561.08
MGS-S Customer 8105	3.30%	\$ 8,502.49	\$ 8,612.62	1.30%	\$ 24,261.73	\$ 24,371.86	0.45%	\$ 3,445.19
MGS-S Customer 8106	5.81%	\$ 4,254.33	\$ 4,357.95	2.44%	\$ 10,303.91	\$ 10,407.53	1.01%	\$ 1,886.86
MGS-S Customer 8107	4.11%	\$ 5,164.71	\$ 5,256.55	1.78%	\$ 11,688.02	\$ 11,779.86	0.79%	\$ 2,327.33
MGS-S Customer 8108	4.12%	\$ 4,739.26	\$ 4,825.34	1.82%	\$ 12,042.77	\$ 12,128.85	0.71%	\$ 2,173.65
MGS-S Customer 8109	4.10%	\$ 5,319.75	\$ 5,407.49	1.65%	\$ 14,803.63	\$ 14,891.37	0.59%	\$ 2,227.02
MGS-S Customer 8110	3.67%	\$ 7,577.62	\$ 7,689.05	1.47%	\$ 17,050.08	\$ 17,161.51	0.65%	\$ 3,144.06
MGS-S Customer 8111	2.99%	\$ 5,919.93	\$ 5,994.43	1.26%	\$ 17,849.06	\$ 17,923.56	0.42%	\$ 2,562.19
MGS-S Customer 8112	2.81%	\$ 6,911.99	\$ 6,990.82	1.14%	\$ 18,950.81	\$ 19,029.64	0.42%	\$ 2,888.91
MGS-S Customer 8113	3.27%	\$ 16,149.19	\$ 16,337.37	1.17%	\$ 50,501.42	\$ 50,689.60	0.37%	\$ 5,945.51
MGS-S Customer 8114	3.95%	\$ 3,265.53	\$ 3,329.18	1.95%	\$ 8,124.02	\$ 8,187.67	0.78%	\$ 1,677.04
MGS-S Customer 8115	4.62%	\$ 3,682.26	\$ 3,762.63	2.18%	\$ 9,623.97	\$ 9,704.34	0.84%	\$ 1,820.38
MGS-S Customer 8116	3.61%	\$ 4,462.17	\$ 4,529.79	1.52%	\$ 12,186.62	\$ 12,254.24	0.55%	\$ 1,938.83
MGS-S Customer 8117	3.66%	\$ 51,143.05	\$ 51,780.23	1.25%	\$ 93,786.25	\$ 94,423.43	0.68%	\$ 18,069.79

Internal Use

Customer	Distribution % Difference	Delivery 8/24 Prices	Delivery 1/25 Prices	Delivery % Difference	Bundled 8/24 Prices	Bundled 1/25 Prices	Bundled % Difference	Distribution 1/25 Prices
MGS-S Customer 8118	3.62%	\$ 6,812.30	\$ 6,910.90	1.45%	\$ 23,567.92	\$ 23,666.52	0.42%	\$ 2,825.65
MGS-S Customer 8119	3.28%	\$ 7,861.02	\$ 7,967.61	1.36%	\$ 18,738.92	\$ 18,845.51	0.57%	\$ 3,354.61
MGS-S Customer 8120	4.13%	\$ 3,109.26	\$ 3,167.90	1.89%	\$ 9,665.59	\$ 9,724.23	0.61%	\$ 1,477.92
MGS-S Customer 8121	0.80%	\$ 4,804.42	\$ 4,820.69	0.34%	\$ 10,775.72	\$ 10,791.99	0.15%	\$ 2,057.95
MGS-S Customer 8122	3.37%	\$ 9,089.36	\$ 9,201.89	1.24%	\$ 29,743.66	\$ 29,856.19	0.38%	\$ 3,455.44
MGS-S Customer 8123	3.68%	\$ 11,238.77	\$ 11,388.90	1.34%	\$ 48,050.30	\$ 48,200.43	0.31%	\$ 4,224.23
MGS-S Customer 8124	3.84%	\$ 5,624.36	\$ 5,714.50	1.60%	\$ 18,940.88	\$ 19,031.02	0.48%	\$ 2,437.82
MGS-S Customer 8125	4.19%	\$ 4,460.36	\$ 4,538.43	1.75%	\$ 11,941.55	\$ 12,019.62	0.65%	\$ 1,942.24
MGS-S Customer 8126	4.37%	\$ 8,290.30	\$ 8,430.51	1.69%	\$ 24,159.24	\$ 24,299.45	0.58%	\$ 3,351.47
MGS-S Customer 8127	3.65%	\$ 11,271.20	\$ 11,422.34	1.34%	\$ 39,343.50	\$ 39,494.64	0.38%	\$ 4,297.21
MGS-S Customer 8128	3.05%	\$ 4,469.38	\$ 4,527.02	1.29%	\$ 10,740.17	\$ 10,797.81	0.54%	\$ 1,949.34
MGS-S Customer 8129	3.77%	\$ 18,905.83	\$ 19,158.85	1.34%	\$ 46,411.04	\$ 46,664.06	0.55%	\$ 6,959.98
MGS-S Customer 8130	4.02%	\$ 8,859.57	\$ 8,997.33	1.55%	\$ 22,477.29	\$ 22,615.05	0.61%	\$ 3,563.35
MGS-S Customer 8131	4.59%	\$ 5,105.58	\$ 5,207.02	1.99%	\$ 17,074.07	\$ 17,175.51	0.59%	\$ 2,310.40
MGS-S Customer 8132	5.03%	\$ 5,101.18	\$ 5,212.35	2.18%	\$ 9,813.76	\$ 9,924.93	1.13%	\$ 2,322.44
MGS-S Customer 8133	3.74%	\$ 6,347.08	\$ 6,440.73	1.48%	\$ 14,101.93	\$ 14,195.58	0.66%	\$ 2,595.23
MGS-S Customer 8134	3.37%	\$ 6,982.79	\$ 7,077.35	1.35%	\$ 21,542.04	\$ 21,636.60	0.44%	\$ 2,899.09
MGS-S Customer 8135	3.43%	\$ 8,612.24	\$ 8,725.00	1.31%	\$ 32,401.94	\$ 32,514.70	0.35%	\$ 3,400.75
MGS-S Customer 8136	3.06%	\$ 16,235.55	\$ 16,444.57	1.29%	\$ 24,773.33	\$ 24,982.35	0.84%	\$ 7,028.41
MGS-S Customer 8137	3.24%	\$ 3,799.60	\$ 3,853.77	1.43%	\$ 8,962.83	\$ 9,017.00	0.60%	\$ 1,725.11
MGS-S Customer 8138	3.53%	\$ 18,006.66	\$ 18,225.06	1.21%	\$ 78,356.16	\$ 78,574.56	0.28%	\$ 6,410.46
MGS-S Customer 8139	4.20%	\$ 6,732.35	\$ 6,847.95	1.72%	\$ 13,818.98	\$ 13,934.58	0.84%	\$ 2,869.93
MGS-S Customer 8140	3.39%	\$ 5,088.16	\$ 5,162.34	1.46%	\$ 16,485.62	\$ 16,559.80	0.45%	\$ 2,262.65
MGS-S Customer 8141	4.49%	\$ 15,077.18	\$ 15,318.92	1.60%	\$ 43,432.85	\$ 43,674.59	0.56%	\$ 5,629.49
MGS-S Customer 8142	3.62%	\$ 10,482.69	\$ 10,622.56	1.33%	\$ 40,920.70	\$ 41,060.57	0.34%	\$ 4,005.78
MGS-S Customer 8143	4.70%	\$ 24,939.48	\$ 25,341.53	1.61%	\$ 70,379.85	\$ 70,781.90	0.57%	\$ 8,955.89
MGS-S Customer 8144	4.64%	\$ 5,224.23	\$ 5,322.77	1.89%	\$ 10,755.28	\$ 10,853.82	0.92%	\$ 2,224.28
MGS-S Customer 8145	3.33%	\$ 3,980.83	\$ 4,038.14	1.44%	\$ 10,629.72	\$ 10,687.03	0.54%	\$ 1,777.92
MGS-S Customer 8146	3.62%	\$ 17,781.67	\$ 18,004.16	1.25%	\$ 72,399.70	\$ 72,622.19	0.31%	\$ 6,374.06
MGS-S Customer 8147	3.61%	\$ 4,987.20	\$ 5,064.94	1.56%	\$ 16,023.13	\$ 16,100.87	0.49%	\$ 2,231.12
MGS-S Customer 8148	3.75%	\$ 3,504.27	\$ 3,562.40	1.66%	\$ 11,032.65	\$ 11,090.78	0.53%	\$ 1,607.35
MGS-S Customer 8149	1.12%	\$ 4,800.79	\$ 4,823.54	0.47%	\$ 10,455.13	\$ 10,477.88	0.22%	\$ 2,060.37
MGS-S Customer 8150	3.16%	\$ 3,265.85	\$ 3,313.28	1.45%	\$ 7,120.76	\$ 7,168.19	0.67%	\$ 1,548.53
MGS-S Customer 8151	4.11%	\$ 4,052.77	\$ 4,124.15	1.76%	\$ 10,598.36	\$ 10,669.74	0.67%	\$ 1,806.61
MGS-S Customer 8152	5.52%	\$ 1,322.91	\$ 1,369.86	3.55%	\$ 2,295.64	\$ 2,342.59	2.05%	\$ 897.85
MGS-S Customer 8153	3.51%	\$ 14,229.47	\$ 14,405.46	1.24%	\$ 61,077.57	\$ 61,253.56	0.29%	\$ 5,191.93
MGS-S Customer 8154	3.72%	\$ 3,093.91	\$ 3,147.56	1.73%	\$ 6,023.74	\$ 6,077.39	0.89%	\$ 1,497.06
MGS-S Customer 8155	2.64%	\$ 2,337.44	\$ 2,369.29	1.36%	\$ 4,179.37	\$ 4,211.22	0.76%	\$ 1,238.68
MGS-S Customer 8156	3.97%	\$ 9,340.64	\$ 9,476.33	1.45%	\$ 48,339.29	\$ 48,474.98	0.28%	\$ 3,550.21
MGS-S Customer 8157	4.42%	\$ 3,414.04	\$ 3,486.69	2.13%	\$ 10,100.06	\$ 10,172.71	0.72%	\$ 1,717.44

Customer	Distribution % Difference	Delivery 8/24 Prices	Delivery 1/25 Prices	Delivery % Difference	Bundled 8/24 Prices	Bundled 1/25 Prices	Bundled % Difference	Distribution 1/25 Prices
MGS-S Customer 8158	4.20%	\$ 4,312.86	\$ 4,395.19	1.91%	\$ 8,988.53	\$ 9,070.86	0.92%	\$ 2,044.10
MGS-S Customer 8159	3.70%	\$ 4,689.83	\$ 4,766.96	1.64%	\$ 11,161.72	\$ 11,238.85	0.69%	\$ 2,160.46
MGS-S Customer 8160	2.03%	\$ 3,660.29	\$ 3,693.48	0.91%	\$ 9,294.29	\$ 9,327.48	0.36%	\$ 1,669.03
MGS-S Customer 8161	3.19%	\$ 2,835.66	\$ 2,879.02	1.53%	\$ 6,364.81	\$ 6,408.17	0.68%	\$ 1,401.38
MGS-S Customer 8162	5.17%	\$ 4,776.36	\$ 4,876.11	2.09%	\$ 15,985.28	\$ 16,085.03	0.62%	\$ 2,029.91
MGS-S Customer 8163	3.34%	\$ 7,591.01	\$ 7,687.80	1.28%	\$ 19,445.87	\$ 19,542.66	0.50%	\$ 2,996.57
MGS-S Customer 8164	3.72%	\$ 11,978.69	\$ 12,139.82	1.35%	\$ 47,181.04	\$ 47,342.17	0.34%	\$ 4,493.49
MGS-S Customer 8165	2.89%	\$ 2,761.40	\$ 2,800.54	1.42%	\$ 3,900.95	\$ 3,940.09	1.00%	\$ 1,391.64
MGS-S Customer 8166	3.89%	\$ 3,997.67	\$ 4,065.06	1.69%	\$ 8,573.70	\$ 8,641.09	0.79%	\$ 1,800.57
MGS-S Customer 8167	3.80%	\$ 4,805.27	\$ 4,885.56	1.67%	\$ 12,739.74	\$ 12,820.03	0.63%	\$ 2,190.72
MGS-S Customer 8168	4.20%	\$ 3,540.84	\$ 3,611.99	2.01%	\$ 9,884.76	\$ 9,955.91	0.72%	\$ 1,763.30
MGS-S Customer 8169	3.94%	\$ 5,040.75	\$ 5,127.30	1.72%	\$ 11,526.36	\$ 11,612.91	0.75%	\$ 2,283.62
MGS-S Customer 8170	3.92%	\$ 45,855.73	\$ 46,441.81	1.28%	\$ 185,092.86	\$ 185,678.94	0.32%	\$ 15,552.38
MGS-S Customer 8171	4.43%	\$ 6,577.83	\$ 6,696.37	1.80%	\$ 17,103.80	\$ 17,222.34	0.69%	\$ 2,793.00
MGS-S Customer 8172	4.34%	\$ 25,585.19	\$ 25,962.58	1.48%	\$ 84,833.19	\$ 85,210.58	0.44%	\$ 9,070.30
MGS-S Customer 8173	4.27%	\$ 3,440.55	\$ 3,510.69	2.04%	\$ 11,788.42	\$ 11,858.56	0.59%	\$ 1,714.33
MGS-S Customer 8174	2.99%	\$ 32,150.31	\$ 32,470.42	1.00%	\$ 135,865.15	\$ 136,185.26	0.24%	\$ 11,011.22
MGS-S Customer 8175	4.15%	\$ 6,312.42	\$ 6,420.86	1.72%	\$ 14,036.64	\$ 14,145.08	0.77%	\$ 2,718.85
MGS-S Customer 8176	3.97%	\$ 4,662.54	\$ 4,744.42	1.76%	\$ 12,101.79	\$ 12,183.67	0.68%	\$ 2,145.28
MGS-S Customer 8177	3.61%	\$ 5,609.64	\$ 5,693.59	1.50%	\$ 21,908.21	\$ 21,992.16	0.38%	\$ 2,410.35
MGS-S Customer 8178	3.85%	\$ 3,779.71	\$ 3,842.38	1.66%	\$ 13,251.71	\$ 13,314.38	0.47%	\$ 1,689.78
MGS-S Customer 8179	2.99%	\$ 10,169.62	\$ 10,285.91	1.14%	\$ 23,826.41	\$ 23,942.70	0.49%	\$ 4,010.65
MGS-S Customer 8180	3.70%	\$ 10,296.16	\$ 10,433.67	1.34%	\$ 34,455.96	\$ 34,593.47	0.40%	\$ 3,852.99
MGS-S Customer 8181	5.23%	\$ 1,810.12	\$ 1,870.08	3.31%	\$ 1,878.68	\$ 1,938.64	3.19%	\$ 1,207.42
MGS-S Customer 8182	4.01%	\$ 6,020.39	\$ 6,114.60	1.56%	\$ 19,239.90	\$ 19,334.11	0.49%	\$ 2,444.06
MGS-S Customer 8183	4.38%	\$ 6,118.96	\$ 6,225.15	1.74%	\$ 11,874.08	\$ 11,980.27	0.89%	\$ 2,533.34
MGS-S Customer 8184	5.94%	\$ 3,229.38	\$ 3,314.40	2.63%	\$ 10,933.04	\$ 11,018.06	0.78%	\$ 1,517.17
MGS-S Customer 8185	4.10%	\$ 7,123.10	\$ 7,238.62	1.62%	\$ 24,159.01	\$ 24,274.53	0.48%	\$ 2,934.75
MGS-S Customer 8186	1.94%	\$ 3,305.24	\$ 3,334.87	0.90%	\$ 7,776.38	\$ 7,806.01	0.38%	\$ 1,553.84
MGS-S Customer 8187	3.45%	\$ 6,081.25	\$ 6,164.58	1.37%	\$ 14,015.72	\$ 14,099.05	0.59%	\$ 2,499.89
MGS-S Customer 8188	2.44%	\$ 2,596.94	\$ 2,628.28	1.21%	\$ 6,071.01	\$ 6,102.35	0.52%	\$ 1,316.67
MGS-S Customer 8189	3.58%	\$ 5,899.74	\$ 5,982.14	1.40%	\$ 21,717.26	\$ 21,799.66	0.38%	\$ 2,381.48
MGS-S Customer 8190	3.13%	\$ 10,115.47	\$ 10,235.43	1.19%	\$ 29,197.50	\$ 29,317.46	0.41%	\$ 3,954.55
MGS-S Customer 8191	3.58%	\$ 10,109.27	\$ 10,247.52	1.37%	\$ 23,382.14	\$ 23,520.39	0.59%	\$ 3,997.39
MGS-S Customer 8192	3.14%	\$ 13,209.86	\$ 13,367.47	1.19%	\$ 26,359.32	\$ 26,516.93	0.60%	\$ 5,176.05
MGS-S Customer 8193	3.71%	\$ 16,696.16	\$ 16,914.99	1.31%	\$ 53,525.85	\$ 53,744.68	0.41%	\$ 6,123.73
MGS-S Customer 8194	4.01%	\$ 7,676.90	\$ 7,797.59	1.57%	\$ 23,866.46	\$ 23,987.15	0.51%	\$ 3,133.08
MGS-S Customer 8195	3.73%	\$ 5,772.18	\$ 5,861.52	1.55%	\$ 19,717.60	\$ 19,806.94	0.45%	\$ 2,484.25
MGS-S Customer 8196	4.97%	\$ 6,206.91	\$ 6,335.78	2.08%	\$ 9,177.77	\$ 9,306.64	1.40%	\$ 2,720.44
MGS-S Customer 8197	3.40%	\$ 26,247.46	\$ 26,547.77	1.14%	\$ 108,133.37	\$ 108,433.68	0.28%	\$ 9,122.40

Customer	Distribution % Difference	Delivery 8/24 Prices	Delivery 1/25 Prices	Delivery % Difference	Bundled 8/24 Prices	Bundled 1/25 Prices	Bundled % Difference	Distribution 1/25 Prices
MGS-S Customer 8198	3.62%	\$ 5,251.01	\$ 5,327.93	1.46%	\$ 14,760.60	\$ 14,837.52	0.52%	\$ 2,200.70
MGS-S Customer 8199	4.00%	\$ 4,298.21	\$ 4,369.69	1.66%	\$ 15,269.46	\$ 15,340.94	0.47%	\$ 1,860.20
MGS-S Customer 8200	3.65%	\$ 5,362.37	\$ 5,440.08	1.45%	\$ 19,089.09	\$ 19,166.80	0.41%	\$ 2,209.62
MGS-S Customer 8201	3.99%	\$ 7,201.98	\$ 7,318.22	1.61%	\$ 14,195.72	\$ 14,311.96	0.82%	\$ 3,032.88
MGS-S Customer 8202	4.07%	\$ 6,784.56	\$ 6,892.14	1.59%	\$ 14,269.74	\$ 14,377.32	0.75%	\$ 2,751.28
MGS-S Customer 8203	4.07%	\$ 5,736.20	\$ 5,835.93	1.74%	\$ 8,814.35	\$ 8,914.08	1.13%	\$ 2,550.68
MGS-S Customer 8204	4.50%	\$ 6,345.15	\$ 6,462.63	1.85%	\$ 14,935.72	\$ 15,053.20	0.79%	\$ 2,726.06
MGS-S Customer 8205	2.55%	\$ 38,943.51	\$ 39,277.49	0.86%	\$ 162,457.96	\$ 162,791.94	0.21%	\$ 13,451.76
MGS-S Customer 8206	3.50%	\$ 3,924.06	\$ 3,983.85	1.52%	\$ 9,222.92	\$ 9,282.71	0.65%	\$ 1,768.38
MGS-S Customer 8207	5.11%	\$ 4,241.40	\$ 4,332.05	2.14%	\$ 12,217.69	\$ 12,308.34	0.74%	\$ 1,865.94
MGS-S Customer 8208	4.21%	\$ 4,783.03	\$ 4,867.22	1.76%	\$ 7,916.83	\$ 8,001.02	1.06%	\$ 2,085.64
MGS-S Customer 8209	3.12%	\$ 41,343.12	\$ 41,767.23	1.03%	\$ 169,341.28	\$ 169,765.39	0.25%	\$ 14,037.44
MGS-S Customer 8210	3.05%	\$ 45,279.57	\$ 45,733.19	1.00%	\$ 181,024.81	\$ 181,478.43	0.25%	\$ 15,348.63
MGS-S Customer 8211	3.48%	\$ 7,870.40	\$ 7,977.43	1.36%	\$ 25,530.99	\$ 25,638.02	0.42%	\$ 3,186.50
MGS-S Customer 8212	2.84%	\$ 65,789.76	\$ 66,398.45	0.93%	\$ 295,377.46	\$ 295,986.15	0.21%	\$ 22,067.23
MGS-S Customer 8213	2.53%	\$ 2,933.39	\$ 2,968.57	1.20%	\$ 7,692.13	\$ 7,727.31	0.46%	\$ 1,424.65
MGS-S Customer 8214	2.28%	\$ 6,755.61	\$ 6,819.33	0.94%	\$ 15,739.36	\$ 15,803.08	0.40%	\$ 2,853.08
MGS-S Customer 8215	4.27%	\$ 6,967.39	\$ 7,087.46	1.72%	\$ 17,152.40	\$ 17,272.47	0.70%	\$ 2,930.25
MGS-S Customer 8216	5.23%	\$ 12,599.99	\$ 12,842.09	1.92%	\$ 27,079.48	\$ 27,321.58	0.89%	\$ 4,871.97
MGS-S Customer 8217	2.66%	\$ 11,687.53	\$ 11,806.97	1.02%	\$ 37,282.59	\$ 37,402.03	0.32%	\$ 4,606.31
MGS-S Customer 8218	4.06%	\$ 6,564.87	\$ 6,673.15	1.65%	\$ 18,850.50	\$ 18,958.78	0.57%	\$ 2,773.85
MGS-S Customer 8219	3.29%	\$ 5,293.61	\$ 5,370.59	1.45%	\$ 5,293.61	\$ 5,370.59	1.45%	\$ 2,414.49
MGS-S Customer 8220	4.24%	\$ 4,489.20	\$ 4,574.33	1.90%	\$ 10,769.36	\$ 10,854.49	0.79%	\$ 2,094.31
MGS-S Customer 8221	2.75%	\$ 6,894.21	\$ 6,973.08	1.14%	\$ 9,549.70	\$ 9,628.57	0.83%	\$ 2,948.87
MGS-S Customer 8222	4.38%	\$ 5,491.14	\$ 5,592.54	1.85%	\$ 15,948.55	\$ 16,049.95	0.64%	\$ 2,414.46
MGS-S Customer 8223	3.91%	\$ 6,450.35	\$ 6,555.22	1.63%	\$ 11,535.31	\$ 11,640.18	0.91%	\$ 2,784.27
MGS-S Customer 8224	4.04%	\$ 3,418.52	\$ 3,485.36	1.96%	\$ 9,537.91	\$ 9,604.75	0.70%	\$ 1,721.69
MGS-S Customer 8225	3.88%	\$ 5,707.96	\$ 5,797.06	1.56%	\$ 11,728.28	\$ 11,817.38	0.76%	\$ 2,385.76
MGS-S Customer 8226	3.76%	\$ 7,047.18	\$ 7,152.47	1.49%	\$ 23,652.78	\$ 23,758.07	0.45%	\$ 2,909.30
MGS-S Customer 8227	3.46%	\$ 4,844.82	\$ 4,913.22	1.41%	\$ 15,887.15	\$ 15,955.55	0.43%	\$ 2,047.76
MGS-S Customer 8228	4.28%	\$ 2,735.26	\$ 2,796.48	2.24%	\$ 7,655.22	\$ 7,716.44	0.80%	\$ 1,492.97
MGS-S Customer 8229	4.44%	\$ 3,834.43	\$ 3,907.27	1.90%	\$ 12,733.28	\$ 12,806.12	0.57%	\$ 1,714.97
MGS-S Customer 8230	3.69%	\$ 4,553.00	\$ 4,622.85	1.53%	\$ 13,312.68	\$ 13,382.53	0.52%	\$ 1,963.40
MGS-S Customer 8231	4.81%	\$ 6,913.30	\$ 7,048.18	1.95%	\$ 13,651.66	\$ 13,786.54	0.99%	\$ 2,939.14
MGS-S Customer 8232	4.33%	\$ 4,062.66	\$ 4,137.71	1.85%	\$ 11,144.95	\$ 11,220.00	0.67%	\$ 1,807.06
MGS-S Customer 8233	4.98%	\$ 5,942.23	\$ 6,057.95	1.95%	\$ 16,568.07	\$ 16,683.79	0.70%	\$ 2,440.12
MGS-S Customer 8234	3.88%	\$ 4,710.95	\$ 4,790.74	1.69%	\$ 15,380.78	\$ 15,460.57	0.52%	\$ 2,138.77
MGS-S Customer 8235	5.25%	\$ 770.21	\$ 805.68	4.61%	\$ 833.28	\$ 868.75	4.26%	\$ 710.87
MGS-S Customer 8236	3.48%	\$ 3,983.70	\$ 4,047.85	1.61%	\$ 11,708.72	\$ 11,772.87	0.55%	\$ 1,904.93
MGS-S Customer 8237	5.46%	\$ 1,180.73	\$ 1,224.85	3.74%	\$ 1,650.70	\$ 1,694.82	2.67%	\$ 851.67

Internal Use

Customer	Distribution % Difference	Delivery 8/24 Prices	Delivery 1/25 Prices	Delivery % Difference	Bundled 8/24 Prices	Bundled 1/25 Prices	Bundled % Difference	Distribution 1/25 Prices
MGS-S Customer 8238	3.45%	\$ 5,472.37	\$ 5,553.95	1.49%	\$ 9,860.32	\$ 9,941.90	0.83%	\$ 2,446.33
MGS-S Customer 8239	3.95%	\$ 5,514.29	\$ 5,605.87	1.66%	\$ 17,822.54	\$ 17,914.12	0.51%	\$ 2,407.23
MGS-S Customer 8240	3.99%	\$ 4,594.98	\$ 4,676.44	1.77%	\$ 12,114.10	\$ 12,195.56	0.67%	\$ 2,121.29
MGS-S Customer 8241	3.26%	\$ 7,712.19	\$ 7,810.20	1.27%	\$ 28,937.81	\$ 29,035.82	0.34%	\$ 3,104.76
MGS-S Customer 8242	5.51%	\$ 1,662.88	\$ 1,723.08	3.62%	\$ 2,394.17	\$ 2,454.37	2.51%	\$ 1,151.96
MGS-S Customer 8243	3.00%	\$ 20,044.50	\$ 20,259.41	1.07%	\$ 41,580.92	\$ 41,795.83	0.52%	\$ 7,386.73
MGS-S Customer 8244	2.69%	\$ 5,070.60	\$ 5,130.56	1.18%	\$ 11,871.57	\$ 11,931.53	0.51%	\$ 2,285.80
MGS-S Customer 8245	3.21%	\$ 5,378.44	\$ 5,453.46	1.39%	\$ 10,131.81	\$ 10,206.83	0.74%	\$ 2,409.86
MGS-S Customer 8246	3.88%	\$ 5,314.97	\$ 5,402.17	1.64%	\$ 17,899.97	\$ 17,987.17	0.49%	\$ 2,335.49
MGS-S Customer 8247	3.23%	\$ 10,782.85	\$ 10,912.27	1.20%	\$ 37,218.89	\$ 37,348.31	0.35%	\$ 4,135.29
MGS-S Customer 8248	3.65%	\$ 5,442.69	\$ 5,527.24	1.55%	\$ 15,350.38	\$ 15,434.93	0.55%	\$ 2,397.86
MGS-S Customer 8249	4.28%	\$ 4,557.96	\$ 4,639.30	1.78%	\$ 11,392.30	\$ 11,473.64	0.71%	\$ 1,981.22
MGS-S Customer 8250	0.66%	\$ 2,914.91	\$ 2,925.95	0.38%	\$ 34,960.16	\$ 34,971.20	0.03%	\$ 1,679.35
MGS-S Customer 8251	3.92%	\$ 4,389.92	\$ 4,462.45	1.65%	\$ 10,825.48	\$ 10,898.01	0.67%	\$ 1,924.05
MGS-S Customer 8252	3.78%	\$ 5,479.47	\$ 5,562.01	1.51%	\$ 17,276.85	\$ 17,359.39	0.48%	\$ 2,264.72
MGS-S Customer 8253	4.71%	\$ 8,016.04	\$ 8,163.52	1.84%	\$ 21,352.90	\$ 21,500.38	0.69%	\$ 3,276.23
MGS-S Customer 8254	3.92%	\$ 15,925.03	\$ 16,148.53	1.40%	\$ 43,814.51	\$ 44,038.01	0.51%	\$ 5,921.48
MGS-S Customer 8255	3.90%	\$ 4,388.44	\$ 4,469.77	1.85%	\$ 7,258.74	\$ 7,340.07	1.12%	\$ 2,164.17
MGS-S Customer 8256	3.47%	\$ 11,072.60	\$ 11,215.78	1.29%	\$ 33,696.81	\$ 33,839.99	0.42%	\$ 4,265.24
MGS-S Customer 8257	4.08%	\$ 3,178.34	\$ 3,242.96	2.03%	\$ 7,867.49	\$ 7,932.11	0.82%	\$ 1,648.34
MGS-S Customer 8258	4.14%	\$ 12,230.94	\$ 12,417.59	1.53%	\$ 31,363.25	\$ 31,549.90	0.60%	\$ 4,699.45
MGS-S Customer 8259	4.82%	\$ 5,045.93	\$ 5,144.66	1.96%	\$ 12,852.42	\$ 12,951.15	0.77%	\$ 2,146.73
MGS-S Customer 8260	5.00%	\$ 4,996.42	\$ 5,097.86	2.03%	\$ 12,940.03	\$ 13,041.47	0.78%	\$ 2,129.27
MGS-S Customer 8261	3.89%	\$ 4,892.32	\$ 4,975.04	1.69%	\$ 14,243.66	\$ 14,326.38	0.58%	\$ 2,211.33
MGS-S Customer 8262	3.93%	\$ 4,814.18	\$ 4,896.78	1.72%	\$ 14,060.74	\$ 14,143.34	0.59%	\$ 2,185.06
MGS-S Customer 8263	3.44%	\$ 4,730.83	\$ 4,798.08	1.42%	\$ 13,627.40	\$ 13,694.65	0.49%	\$ 2,023.26
MGS-S Customer 8264	3.42%	\$ 8,592.29	\$ 8,706.70	1.33%	\$ 22,893.53	\$ 23,007.94	0.50%	\$ 3,461.06
MGS-S Customer 8265	3.31%	\$ 6,855.63	\$ 6,947.51	1.34%	\$ 20,069.08	\$ 20,160.96	0.46%	\$ 2,864.07
MGS-S Customer 8266	4.65%	\$ 3,153.88	\$ 3,226.11	2.29%	\$ 9,964.22	\$ 10,036.45	0.72%	\$ 1,626.64
MGS-S Customer 8267	3.82%	\$ 10,865.70	\$ 11,016.86	1.39%	\$ 46,022.34	\$ 46,173.50	0.33%	\$ 4,107.30
MGS-S Customer 8268	3.39%	\$ 8,249.94	\$ 8,360.28	1.34%	\$ 19,915.00	\$ 20,025.34	0.55%	\$ 3,360.52
MGS-S Customer 8269	4.81%	\$ 11,652.48	\$ 11,859.08	1.77%	\$ 31,168.71	\$ 31,375.31	0.66%	\$ 4,501.45
MGS-S Customer 8270	3.19%	\$ 26,014.62	\$ 26,295.79	1.08%	\$ 97,932.17	\$ 98,213.34	0.29%	\$ 9,107.97
MGS-S Customer 8271	4.64%	\$ 4,641.26	\$ 4,733.96	2.00%	\$ 18,924.22	\$ 19,016.92	0.49%	\$ 2,092.12
MGS-S Customer 8272	5.01%	\$ 3,651.99	\$ 3,731.93	2.19%	\$ 9,465.73	\$ 9,545.67	0.84%	\$ 1,675.28
MGS-S Customer 8273	3.53%	\$ 2,750.60	\$ 2,797.54	1.71%	\$ 5,503.90	\$ 5,550.84	0.85%	\$ 1,378.27
MGS-S Customer 8274	3.66%	\$ 5,368.86	\$ 5,447.43	1.46%	\$ 17,396.60	\$ 17,475.17	0.45%	\$ 2,224.02
MGS-S Customer 8275	3.24%	\$ 31,128.66	\$ 31,464.97	1.08%	\$ 126,918.18	\$ 127,254.49	0.26%	\$ 10,717.88
MGS-S Customer 8276	3.57%	\$ 3,158.72	\$ 3,211.07	1.66%	\$ 5,881.51	\$ 5,933.86	0.89%	\$ 1,520.61
MGS-S Customer 8277	3.98%	\$ 5,513.06	\$ 5,607.24	1.71%	\$ 13,134.45	\$ 13,228.63	0.72%	\$ 2,462.09

Customer	Distribution % Difference	Delivery 8/24 Prices	Delivery 1/25 Prices	Delivery % Difference	Bundled 8/24 Prices	Bundled 1/25 Prices	Bundled % Difference	Distribution 1/25 Prices
MGS-S Customer 8278	3.57%	\$ 4,136.63	\$ 4,204.36	1.64%	\$ 10,929.49	\$ 10,997.22	0.62%	\$ 1,965.10
MGS-S Customer 8279	3.25%	\$ 4,007.99	\$ 4,068.65	1.51%	\$ 9,481.79	\$ 9,542.45	0.64%	\$ 1,928.40
MGS-S Customer 8280	3.51%	\$ 7,241.98	\$ 7,342.75	1.39%	\$ 24,141.23	\$ 24,242.00	0.42%	\$ 2,973.49
MGS-S Customer 8281	3.61%	\$ 9,229.43	\$ 9,355.59	1.37%	\$ 33,910.38	\$ 34,036.54	0.37%	\$ 3,620.52
MGS-S Customer 8282	3.75%	\$ 10,633.32	\$ 10,783.35	1.41%	\$ 27,978.54	\$ 28,128.57	0.54%	\$ 4,152.27
MGS-S Customer 8283	2.94%	\$ 9,442.09	\$ 9,548.51	1.13%	\$ 27,262.54	\$ 27,368.96	0.39%	\$ 3,727.92
MGS-S Customer 8284	3.96%	\$ 8,074.86	\$ 8,199.76	1.55%	\$ 23,326.89	\$ 23,451.79	0.54%	\$ 3,278.03
MGS-S Customer 8285	4.12%	\$ 6,953.10	\$ 7,068.09	1.65%	\$ 19,527.36	\$ 19,642.35	0.59%	\$ 2,907.36
MGS-S Customer 8286	3.29%	\$ 17,269.27	\$ 17,469.55	1.16%	\$ 57,529.50	\$ 57,729.78	0.35%	\$ 6,293.34
MGS-S Customer 8287	5.14%	\$ 1,288.81	\$ 1,338.46	3.85%	\$ 2,671.74	\$ 2,721.39	1.86%	\$ 1,015.87
MGS-S Customer 8288	3.72%	\$ 5,005.43	\$ 5,086.05	1.61%	\$ 14,750.52	\$ 14,831.14	0.55%	\$ 2,247.15
MGS-S Customer 8289	4.87%	\$ 4,991.88	\$ 5,095.88	2.08%	\$ 15,835.62	\$ 15,939.62	0.66%	\$ 2,239.92
MGS-S Customer 8290	4.03%	\$ 4,330.40	\$ 4,403.31	1.68%	\$ 13,901.12	\$ 13,974.03	0.52%	\$ 1,881.50
MGS-S Customer 8291	4.24%	\$ 5,120.51	\$ 5,207.39	1.70%	\$ 17,604.39	\$ 17,691.27	0.49%	\$ 2,136.90
MGS-S Customer 8292	3.53%	\$ 4,275.29	\$ 4,340.44	1.52%	\$ 6,558.96	\$ 6,624.11	0.99%	\$ 1,912.08
MGS-S Customer 8293	3.89%	\$ 4,385.56	\$ 4,456.54	1.62%	\$ 14,303.42	\$ 14,374.40	0.50%	\$ 1,897.67
MGS-S Customer 8294	5.53%	\$ 2,596.48	\$ 2,673.20	2.95%	\$ 5,418.56	\$ 5,495.28	1.42%	\$ 1,463.27
MGS-S Customer 8295	3.65%	\$ 5,191.30	\$ 5,272.59	1.57%	\$ 15,141.38	\$ 15,222.67	0.54%	\$ 2,310.03
MGS-S Customer 8296	4.27%	\$ 6,056.27	\$ 6,163.18	1.77%	\$ 16,897.61	\$ 17,004.52	0.63%	\$ 2,608.11
MGS-S Customer 8297	3.99%	\$ 6,186.77	\$ 6,282.72	1.55%	\$ 19,689.54	\$ 19,785.49	0.49%	\$ 2,499.90
MGS-S Customer 8298	4.97%	\$ 2,042.79	\$ 2,104.45	3.02%	\$ 4,748.55	\$ 4,810.21	1.30%	\$ 1,301.06
MGS-S Customer 8299	4.62%	\$ 5,378.30	\$ 5,484.01	1.97%	\$ 13,470.11	\$ 13,575.82	0.78%	\$ 2,393.11
MGS-S Customer 8300	4.30%	\$ 5,309.71	\$ 5,406.03	1.81%	\$ 17,936.87	\$ 18,033.19	0.54%	\$ 2,335.40
MGS-S Customer 8301	3.75%	\$ 4,249.29	\$ 4,321.99	1.71%	\$ 10,268.47	\$ 10,341.17	0.71%	\$ 2,010.55
MGS-S Customer 8302	3.61%	\$ 3,001.34	\$ 3,051.94	1.69%	\$ 7,678.38	\$ 7,728.98	0.66%	\$ 1,452.11
MGS-S Customer 8303	4.13%	\$ 3,732.03	\$ 3,799.04	1.80%	\$ 11,343.36	\$ 11,410.37	0.59%	\$ 1,687.38
MGS-S Customer 8304	4.17%	\$ 9,161.88	\$ 9,311.72	1.64%	\$ 12,991.88	\$ 13,141.72	1.15%	\$ 3,739.36
MGS-S Customer 8305	5.05%	\$ 3,001.84	\$ 3,078.86	2.57%	\$ 6,016.12	\$ 6,093.14	1.28%	\$ 1,601.95
MGS-S Customer 8306	3.40%	\$ 4,627.09	\$ 4,692.69	1.42%	\$ 12,105.53	\$ 12,171.13	0.54%	\$ 1,997.06
MGS-S Customer 8307	4.77%	\$ 5,278.15	\$ 5,385.41	2.03%	\$ 13,903.00	\$ 14,010.26	0.77%	\$ 2,355.12
MGS-S Customer 8308	4.00%	\$ 6,183.96	\$ 6,287.64	1.68%	\$ 10,603.68	\$ 10,707.36	0.98%	\$ 2,696.71
MGS-S Customer 8309	4.18%	\$ 5,884.47	\$ 5,988.56	1.77%	\$ 10,423.02	\$ 10,527.11	1.00%	\$ 2,592.56
MGS-S Customer 8310	3.95%	\$ 25,475.40	\$ 25,815.64	1.34%	\$ 95,747.56	\$ 96,087.80	0.36%	\$ 8,946.49
MGS-S Customer 8311	3.87%	\$ 11,677.80	\$ 11,852.22	1.49%	\$ 18,396.50	\$ 18,570.92	0.95%	\$ 4,676.14
MGS-S Customer 8312	4.35%	\$ 5,800.31	\$ 5,905.75	1.82%	\$ 15,430.57	\$ 15,536.01	0.68%	\$ 2,527.93
MGS-S Customer 8313	2.09%	\$ 7,590.69	\$ 7,662.11	0.94%	\$ 14,789.30	\$ 14,860.72	0.48%	\$ 3,490.01
MGS-S Customer 8314	3.34%	\$ 31,550.89	\$ 31,898.11	1.10%	\$ 144,169.16	\$ 144,516.38	0.24%	\$ 10,747.55
MGS-S Customer 8315	3.75%	\$ 5,320.74	\$ 5,406.62	1.61%	\$ 12,752.45	\$ 12,838.33	0.67%	\$ 2,373.49
MGS-S Customer 8316	3.98%	\$ 4,508.00	\$ 4,588.32	1.78%	\$ 11,167.63	\$ 11,247.95	0.72%	\$ 2,097.06
MGS-S Customer 8317	4.10%	\$ 12,723.56	\$ 12,912.64	1.49%	\$ 42,295.00	\$ 42,484.08	0.45%	\$ 4,796.56

Customer	Distribution % Difference	Delivery 8/24 Prices	Delivery 1/25 Prices	Delivery % Difference	Bundled 8/24 Prices	Bundled 1/25 Prices	Bundled % Difference	Distribution 1/25 Prices
MGS-S Customer 8318	3.84%	\$ 7,348.65	\$ 7,453.58	1.43%	\$ 30,493.10	\$ 30,598.03	0.34%	\$ 2,835.17
MGS-S Customer 8319	4.22%	\$ 4,031.70	\$ 4,105.54	1.83%	\$ 7,096.59	\$ 7,170.43	1.04%	\$ 1,824.40
MGS-S Customer 8320	4.23%	\$ 7,699.45	\$ 7,827.51	1.66%	\$ 21,968.70	\$ 22,096.76	0.58%	\$ 3,156.03
MGS-S Customer 8321	4.93%	\$ 10,066.66	\$ 10,250.85	1.83%	\$ 33,828.93	\$ 34,013.12	0.54%	\$ 3,919.00
MGS-S Customer 8322	3.91%	\$ 5,653.02	\$ 5,745.59	1.64%	\$ 17,308.03	\$ 17,400.60	0.53%	\$ 2,459.96
MGS-S Customer 8323	3.55%	\$ 7,084.66	\$ 7,184.54	1.41%	\$ 25,142.89	\$ 25,242.77	0.40%	\$ 2,910.80
MGS-S Customer 8324	4.18%	\$ 6,100.46	\$ 6,206.96	1.75%	\$ 12,814.94	\$ 12,921.44	0.83%	\$ 2,652.35
MGS-S Customer 8325	3.25%	\$ 15,120.39	\$ 15,289.75	1.12%	\$ 58,979.36	\$ 59,148.72	0.29%	\$ 5,387.05
MGS-S Customer 8326	3.93%	\$ 4,629.71	\$ 4,705.40	1.63%	\$ 12,230.53	\$ 12,306.22	0.62%	\$ 1,999.34
MGS-S Customer 8327	3.28%	\$ 9,262.17	\$ 9,378.12	1.25%	\$ 30,208.99	\$ 30,324.94	0.38%	\$ 3,645.89
MGS-S Customer 8328	4.29%	\$ 2,654.69	\$ 2,709.36	2.06%	\$ 8,020.51	\$ 8,075.18	0.68%	\$ 1,328.47
MGS-S Customer 8329	2.07%	\$ 2,761.02	\$ 2,787.94	0.98%	\$ 12,431.84	\$ 12,458.76	0.22%	\$ 1,328.70
MGS-S Customer 8330	3.51%	\$ 9,466.61	\$ 9,592.64	1.33%	\$ 30,202.04	\$ 30,328.07	0.42%	\$ 3,720.21
MGS-S Customer 8331	4.16%	\$ 3,977.18	\$ 4,053.52	1.92%	\$ 10,843.40	\$ 10,919.74	0.70%	\$ 1,911.44
MGS-S Customer 8332	3.99%	\$ 13,114.09	\$ 13,302.91	1.44%	\$ 24,723.28	\$ 24,912.10	0.76%	\$ 4,925.79
MGS-S Customer 8333	2.95%	\$ 6,268.07	\$ 6,344.56	1.22%	\$ 17,344.90	\$ 17,421.39	0.44%	\$ 2,672.83
MGS-S Customer 8334	3.91%	\$ 5,146.50	\$ 5,231.98	1.66%	\$ 18,295.96	\$ 18,381.44	0.47%	\$ 2,272.96
MGS-S Customer 8335	4.09%	\$ 3,397.69	\$ 3,460.00	1.83%	\$ 8,767.17	\$ 8,829.48	0.71%	\$ 1,586.69
MGS-S Customer 8336	2.93%	\$ 15,103.71	\$ 15,263.61	1.06%	\$ 43,879.87	\$ 44,039.77	0.36%	\$ 5,617.52
MGS-S Customer 8337	3.95%	\$ 4,914.57	\$ 4,999.79	1.73%	\$ 10,774.81	\$ 10,860.03	0.79%	\$ 2,244.16
MGS-S Customer 8338	4.05%	\$ 2,960.77	\$ 3,022.10	2.07%	\$ 7,157.79	\$ 7,219.12	0.86%	\$ 1,575.95
MGS-S Customer 8339	3.26%	\$ 15,408.65	\$ 15,586.83	1.16%	\$ 55,323.23	\$ 55,501.41	0.32%	\$ 5,648.41
MGS-S Customer 8340	4.09%	\$ 6,212.05	\$ 6,317.41	1.70%	\$ 14,003.23	\$ 14,108.59	0.75%	\$ 2,683.04
MGS-S Customer 8341	3.88%	\$ 6,352.89	\$ 6,453.76	1.59%	\$ 18,481.06	\$ 18,581.93	0.55%	\$ 2,700.12
MGS-S Customer 8342	4.47%	\$ 5,243.38	\$ 5,344.21	1.92%	\$ 11,743.04	\$ 11,843.87	0.86%	\$ 2,356.66
MGS-S Customer 8343	4.53%	\$ 5,693.00	\$ 5,802.58	1.92%	\$ 9,748.90	\$ 9,858.48	1.12%	\$ 2,531.07
MGS-S Customer 8344	2.16%	\$ 19,003.71	\$ 19,163.65	0.84%	\$ 42,176.38	\$ 42,336.32	0.38%	\$ 7,574.34
MGS-S Customer 8345	3.65%	\$ 6,061.14	\$ 6,152.94	1.51%	\$ 16,354.01	\$ 16,445.81	0.56%	\$ 2,610.30
MGS-S Customer 8346	5.60%	\$ 15,684.26	\$ 15,997.03	1.99%	\$ 38,358.74	\$ 38,671.51	0.82%	\$ 5,894.90
MGS-S Customer 8347	5.62%	\$ 2,062.01	\$ 2,130.34	3.31%	\$ 3,830.13	\$ 3,898.46	1.78%	\$ 1,284.28
MGS-S Customer 8348	5.42%	\$ 1,403.95	\$ 1,458.12	3.86%	\$ 3,188.52	\$ 3,242.69	1.70%	\$ 1,053.80
MGS-S Customer 8349	4.67%	\$ 7,913.83	\$ 8,057.78	1.82%	\$ 23,499.39	\$ 23,643.34	0.61%	\$ 3,224.31
MGS-S Customer 8350	0.78%	\$ 49,644.57	\$ 49,800.81	0.31%	\$ 84,129.34	\$ 84,285.58	0.19%	\$ 20,236.72
MGS-S Customer 8351	3.95%	\$ 4,334.46	\$ 4,406.07	1.65%	\$ 13,704.42	\$ 13,776.03	0.52%	\$ 1,884.03
MGS-S Customer 8352	3.64%	\$ 20,983.89	\$ 21,244.15	1.24%	\$ 87,878.41	\$ 88,138.67	0.30%	\$ 7,401.66
MGS-S Customer 8353	2.56%	\$ 19,767.45	\$ 19,945.82	0.90%	\$ 59,650.04	\$ 59,828.41	0.30%	\$ 7,153.72
MGS-S Customer 8354	3.44%	\$ 7,735.88	\$ 7,843.25	1.39%	\$ 12,807.36	\$ 12,914.73	0.84%	\$ 3,228.80
MGS-S Customer 8355	3.76%	\$ 7,735.68	\$ 7,850.70	1.49%	\$ 20,530.35	\$ 20,645.37	0.56%	\$ 3,176.03
MGS-S Customer 8356	3.19%	\$ 5,137.03	\$ 5,203.78	1.30%	\$ 14,250.70	\$ 14,317.45	0.47%	\$ 2,161.87
MGS-S Customer 8357	4.09%	\$ 2,475.03	\$ 2,524.39	1.99%	\$ 9,297.60	\$ 9,346.96	0.53%	\$ 1,254.99

Internal Use

Customer	Distribution % Difference	Delivery 8/24 Prices	Delivery 1/25 Prices	Delivery % Difference	Bundled 8/24 Prices	Bundled 1/25 Prices	Bundled % Difference	Distribution 1/25 Prices
MGS-S Customer 8358	3.29%	\$ 20,673.78	\$ 20,908.08	1.13%	\$ 78,134.69	\$ 78,368.99	0.30%	\$ 7,355.27
MGS-S Customer 8359	3.92%	\$ 4,544.06	\$ 4,624.00	1.76%	\$ 9,455.91	\$ 9,535.85	0.85%	\$ 2,121.74
MGS-S Customer 8360	4.24%	\$ 15,882.57	\$ 16,124.26	1.52%	\$ 38,863.28	\$ 39,104.97	0.62%	\$ 5,945.43
MGS-S Customer 8361	3.62%	\$ 9,948.54	\$ 10,084.75	1.37%	\$ 29,752.72	\$ 29,888.93	0.46%	\$ 3,895.44
MGS-S Customer 8362	3.85%	\$ 3,908.50	\$ 3,974.01	1.68%	\$ 9,016.43	\$ 9,081.94	0.73%	\$ 1,765.62
MGS-S Customer 8363	3.39%	\$ 13,208.09	\$ 13,366.92	1.20%	\$ 57,982.76	\$ 58,141.59	0.27%	\$ 4,850.05
MGS-S Customer 8364	3.99%	\$ 4,542.85	\$ 4,623.40	1.77%	\$ 12,947.29	\$ 13,027.84	0.62%	\$ 2,096.85
MGS-S Customer 8365	3.93%	\$ 5,041.04	\$ 5,127.66	1.72%	\$ 10,688.64	\$ 10,775.26	0.81%	\$ 2,289.64
MGS-S Customer 8366	3.72%	\$ 8,943.73	\$ 9,065.26	1.36%	\$ 31,928.78	\$ 32,050.31	0.38%	\$ 3,390.74
MGS-S Customer 8367	3.94%	\$ 8,661.09	\$ 8,788.05	1.47%	\$ 23,999.84	\$ 24,126.80	0.53%	\$ 3,348.21
MGS-S Customer 8368	3.93%	\$ 4,130.47	\$ 4,199.22	1.66%	\$ 13,074.23	\$ 13,142.98	0.53%	\$ 1,815.96
MGS-S Customer 8369	3.92%	\$ 10,592.21	\$ 10,749.15	1.48%	\$ 24,875.17	\$ 25,032.11	0.63%	\$ 4,161.18
MGS-S Customer 8370	3.75%	\$ 3,922.58	\$ 3,990.87	1.74%	\$ 10,705.39	\$ 10,773.68	0.64%	\$ 1,891.38
MGS-S Customer 8371	3.32%	\$ 4,277.29	\$ 4,341.83	1.51%	\$ 11,325.07	\$ 11,389.61	0.57%	\$ 2,011.16
MGS-S Customer 8372	4.01%	\$ 4,675.00	\$ 4,758.48	1.79%	\$ 9,594.62	\$ 9,678.10	0.87%	\$ 2,167.68
MGS-S Customer 8373	3.25%	\$ 7,836.93	\$ 7,936.78	1.27%	\$ 25,104.46	\$ 25,204.31	0.40%	\$ 3,176.11
MGS-S Customer 8374	3.49%	\$ 7,212.85	\$ 7,307.92	1.32%	\$ 25,817.60	\$ 25,912.67	0.37%	\$ 2,818.07
MGS-S Customer 8375	4.37%	\$ 15,779.89	\$ 16,028.28	1.57%	\$ 36,585.02	\$ 36,833.41	0.68%	\$ 5,926.79
MGS-S Customer 8376	3.49%	\$ 11,741.47	\$ 11,891.39	1.28%	\$ 41,788.24	\$ 41,938.16	0.36%	\$ 4,445.41
MGS-S Customer 8377	3.39%	\$ 5,750.95	\$ 5,833.30	1.43%	\$ 14,315.93	\$ 14,398.28	0.58%	\$ 2,513.27
MGS-S Customer 8378	3.48%	\$ 4,405.26	\$ 4,474.11	1.56%	\$ 12,362.58	\$ 12,431.43	0.56%	\$ 2,049.90
MGS-S Customer 8379	2.39%	\$ 41,222.81	\$ 41,561.98	0.82%	\$ 172,945.96	\$ 173,285.13	0.20%	\$ 14,515.30
MGS-S Customer 8380	3.37%	\$ 9,841.88	\$ 9,969.29	1.29%	\$ 22,548.00	\$ 22,675.41	0.57%	\$ 3,906.65
MGS-S Customer 8381	2.70%	\$ 8,545.20	\$ 8,637.82	1.08%	\$ 11,241.37	\$ 11,333.99	0.82%	\$ 3,521.71
MGS-S Customer 8382	3.82%	\$ 8,514.96	\$ 8,641.23	1.48%	\$ 23,310.39	\$ 23,436.66	0.54%	\$ 3,433.51
MGS-S Customer 8383	4.10%	\$ 4,811.36	\$ 4,899.13	1.82%	\$ 8,244.07	\$ 8,331.84	1.06%	\$ 2,226.19
MGS-S Customer 8384	3.68%	\$ 4,060.24	\$ 4,123.74	1.56%	\$ 13,320.17	\$ 13,383.67	0.48%	\$ 1,788.32
MGS-S Customer 8385	0.95%	\$ 5,372.49	\$ 5,399.13	0.50%	\$ 7,950.28	\$ 7,976.92	0.34%	\$ 2,844.88
MGS-S Customer 8386	3.87%	\$ 5,670.25	\$ 5,762.23	1.62%	\$ 17,271.44	\$ 17,363.42	0.53%	\$ 2,466.15
MGS-S Customer 8387	3.62%	\$ 3,747.11	\$ 3,811.49	1.72%	\$ 8,672.10	\$ 8,736.48	0.74%	\$ 1,843.01
MGS-S Customer 8388	3.82%	\$ 4,110.74	\$ 4,183.45	1.77%	\$ 8,251.08	\$ 8,323.79	0.88%	\$ 1,975.95
MGS-S Customer 8389	6.11%	\$ 6,489.34	\$ 6,645.16	2.40%	\$ 7,248.05	\$ 7,403.87	2.15%	\$ 2,707.44
MGS-S Customer 8390	5.17%	\$ 975.42	\$ 1,017.81	4.35%	\$ 8,613.72	\$ 8,656.11	0.49%	\$ 861.98
MGS-S Customer 8391	3.77%	\$ 3,032.99	\$ 3,085.84	1.74%	\$ 8,868.21	\$ 8,921.06	0.60%	\$ 1,455.38
MGS-S Customer 8392	3.46%	\$ 6,539.37	\$ 6,631.52	1.41%	\$ 19,804.92	\$ 19,897.07	0.47%	\$ 2,754.56
MGS-S Customer 8393	4.26%	\$ 5,464.58	\$ 5,563.05	1.80%	\$ 14,788.50	\$ 14,886.97	0.67%	\$ 2,412.62
MGS-S Customer 8394	4.29%	\$ 5,525.72	\$ 5,624.94	1.80%	\$ 18,291.26	\$ 18,390.48	0.54%	\$ 2,409.65
MGS-S Customer 8395	3.93%	\$ 5,960.60	\$ 6,052.65	1.54%	\$ 17,241.85	\$ 17,333.90	0.53%	\$ 2,436.59
MGS-S Customer 8396	3.45%	\$ 7,088.32	\$ 7,187.00	1.39%	\$ 18,222.51	\$ 18,321.19	0.54%	\$ 2,960.57
MGS-S Customer 8397	3.56%	\$ 5,069.06	\$ 5,147.14	1.54%	\$ 14,831.63	\$ 14,909.71	0.53%	\$ 2,268.43

Internal Use

Customer	Distribution % Difference	Delivery 8/24 Prices	Delivery 1/25 Prices	Delivery % Difference	Bundled 8/24 Prices	Bundled 1/25 Prices	Bundled % Difference	Distribution 1/25 Prices
MGS-S Customer 8398	3.74%	\$ 6,698.72	\$ 6,798.75	1.49%	\$ 24,787.34	\$ 24,887.37	0.40%	\$ 2,777.36
MGS-S Customer 8399	4.92%	\$ 38,175.46	\$ 38,790.45	1.61%	\$ 147,023.03	\$ 147,638.02	0.42%	\$ 13,120.96
MGS-S Customer 8400	3.28%	\$ 4,900.06	\$ 4,971.80	1.46%	\$ 17,642.74	\$ 17,714.48	0.41%	\$ 2,262.10
MGS-S Customer 8401	3.02%	\$ 19,961.54	\$ 20,172.38	1.06%	\$ 66,005.23	\$ 66,216.07	0.32%	\$ 7,184.55
MGS-S Customer 8402	5.67%	\$ 1,946.18	\$ 2,002.51	2.89%	\$ 12,123.30	\$ 12,179.63	0.46%	\$ 1,050.31
MGS-S Customer 8403	4.25%	\$ 5,913.66	\$ 6,018.97	1.78%	\$ 13,249.39	\$ 13,354.70	0.79%	\$ 2,583.20
MGS-S Customer 8404	3.20%	\$ 14,443.19	\$ 14,608.15	1.14%	\$ 65,066.56	\$ 65,231.52	0.25%	\$ 5,320.18
MGS-S Customer 8405	4.71%	\$ 2,107.83	\$ 2,165.43	2.73%	\$ 6,422.43	\$ 6,480.03	0.90%	\$ 1,279.78
MGS-S Customer 8406	3.80%	\$ 11,196.45	\$ 11,356.60	1.43%	\$ 24,592.72	\$ 24,752.87	0.65%	\$ 4,376.78
MGS-S Customer 8407	3.23%	\$ 11,353.38	\$ 11,490.80	1.21%	\$ 30,193.17	\$ 30,330.59	0.46%	\$ 4,387.57
MGS-S Customer 8408	4.67%	\$ 4,552.53	\$ 4,647.35	2.08%	\$ 10,013.19	\$ 10,108.01	0.95%	\$ 2,124.10
MGS-S Customer 8409	3.46%	\$ 17,182.74	\$ 17,391.59	1.22%	\$ 61,142.26	\$ 61,351.11	0.34%	\$ 6,239.30
MGS-S Customer 8410	3.37%	\$ 9,263.46	\$ 9,383.47	1.30%	\$ 25,057.67	\$ 25,177.68	0.48%	\$ 3,683.53
MGS-S Customer 8411	3.75%	\$ 10,894.91	\$ 11,049.59	1.42%	\$ 24,135.78	\$ 24,290.46	0.64%	\$ 4,278.53
MGS-S Customer 8412	4.09%	\$ 13,917.42	\$ 14,129.79	1.53%	\$ 15,576.53	\$ 15,788.90	1.36%	\$ 5,410.57
MGS-S Customer 8413	5.21%	\$ 900.68	\$ 944.71	4.89%	\$ 1,122.81	\$ 1,166.84	3.92%	\$ 888.78
MGS-S Customer 8414	3.82%	\$ 4,630.10	\$ 4,702.99	1.57%	\$ 14,724.04	\$ 14,796.93	0.50%	\$ 1,981.29
MGS-S Customer 8415	4.16%	\$ 3,674.74	\$ 3,747.11	1.97%	\$ 9,835.84	\$ 9,908.21	0.74%	\$ 1,811.09
MGS-S Customer 8416	3.25%	\$ 12,214.49	\$ 12,360.23	1.19%	\$ 61,085.06	\$ 61,230.80	0.24%	\$ 4,628.09
MGS-S Customer 8417	3.63%	\$ 4,991.28	\$ 5,070.68	1.59%	\$ 10,887.29	\$ 10,966.69	0.73%	\$ 2,269.11
MGS-S Customer 8418	4.17%	\$ 3,836.45	\$ 3,904.63	1.78%	\$ 14,398.41	\$ 14,466.59	0.47%	\$ 1,702.91
MGS-S Customer 8419	4.19%	\$ 6,399.79	\$ 6,507.90	1.69%	\$ 22,420.70	\$ 22,528.81	0.48%	\$ 2,690.50
MGS-S Customer 8420	4.06%	\$ 3,950.22	\$ 4,024.15	1.87%	\$ 12,015.06	\$ 12,088.99	0.62%	\$ 1,893.15
MGS-S Customer 8421	4.18%	\$ 4,053.76	\$ 4,130.44	1.89%	\$ 14,585.78	\$ 14,662.46	0.53%	\$ 1,912.13
MGS-S Customer 8422	2.73%	\$ 30,252.48	\$ 30,539.29	0.95%	\$ 87,841.37	\$ 88,128.18	0.33%	\$ 10,799.74
MGS-S Customer 8423	3.30%	\$ 56,326.12	\$ 56,970.37	1.14%	\$ 117,297.21	\$ 117,941.46	0.55%	\$ 20,194.85
MGS-S Customer 8424	4.69%	\$ 2,348.82	\$ 2,403.98	2.35%	\$ 6,538.18	\$ 6,593.34	0.84%	\$ 1,231.25
MGS-S Customer 8425	5.20%	\$ 4,039.48	\$ 4,128.80	2.21%	\$ 10,453.90	\$ 10,543.22	0.85%	\$ 1,806.93
MGS-S Customer 8426	4.65%	\$ 9,687.84	\$ 9,851.23	1.69%	\$ 29,542.29	\$ 29,705.68	0.55%	\$ 3,679.02
MGS-S Customer 8427	3.06%	\$ 8,543.98	\$ 8,645.81	1.19%	\$ 24,495.19	\$ 24,597.02	0.42%	\$ 3,429.96
MGS-S Customer 8428	4.36%	\$ 8,160.28	\$ 8,298.03	1.69%	\$ 25,162.71	\$ 25,300.46	0.55%	\$ 3,298.05
MGS-S Customer 8429	4.13%	\$ 3,467.42	\$ 3,531.24	1.84%	\$ 9,250.65	\$ 9,314.47	0.69%	\$ 1,608.18
MGS-S Customer 8430	4.59%	\$ 4,088.30	\$ 4,168.35	1.96%	\$ 10,312.36	\$ 10,392.41	0.78%	\$ 1,823.07
MGS-S Customer 8431	4.53%	\$ 9,037.58	\$ 9,187.90	1.66%	\$ 26,794.15	\$ 26,944.47	0.56%	\$ 3,466.36
MGS-S Customer 8432	4.54%	\$ 10,508.13	\$ 10,680.05	1.64%	\$ 31,276.69	\$ 31,448.61	0.55%	\$ 3,957.71
MGS-S Customer 8433	2.11%	\$ 6,117.80	\$ 6,172.64	0.90%	\$ 12,546.85	\$ 12,601.69	0.44%	\$ 2,648.87
MGS-S Customer 8434	3.56%	\$ 4,454.72	\$ 4,521.49	1.50%	\$ 11,040.08	\$ 11,106.85	0.60%	\$ 1,944.10
MGS-S Customer 8435	4.72%	\$ 3,670.14	\$ 3,752.32	2.24%	\$ 8,326.50	\$ 8,408.68	0.99%	\$ 1,822.28
MGS-S Customer 8436	3.60%	\$ 10,428.67	\$ 10,563.59	1.29%	\$ 36,329.39	\$ 36,464.31	0.37%	\$ 3,885.91
MGS-S Customer 8437	4.16%	\$ 8,973.80	\$ 9,118.46	1.61%	\$ 20,086.74	\$ 20,231.40	0.72%	\$ 3,621.97

Customer	Distribution % Difference	Delivery 8/24 Prices	Delivery 1/25 Prices	Delivery % Difference	Bundled 8/24 Prices	Bundled 1/25 Prices	Bundled % Difference	Distribution 1/25 Prices
MGS-S Customer 8438	3.97%	\$ 3,659.95	\$ 3,723.36	1.73%	\$ 11,322.47	\$ 11,385.88	0.56%	\$ 1,661.33
MGS-S Customer 8439	0.99%	\$ 2,999.17	\$ 3,013.51	0.48%	\$ 5,550.22	\$ 5,564.56	0.26%	\$ 1,458.28
MGS-S Customer 8440	2.91%	\$ 5,430.07	\$ 5,493.61	1.17%	\$ 17,069.08	\$ 17,132.62	0.37%	\$ 2,244.56
MGS-S Customer 8441	3.92%	\$ 6,723.72	\$ 6,829.35	1.57%	\$ 22,554.38	\$ 22,660.01	0.47%	\$ 2,803.14
MGS-S Customer 8442	3.97%	\$ 4,200.79	\$ 4,272.56	1.71%	\$ 7,397.89	\$ 7,469.66	0.97%	\$ 1,881.39
MGS-S Customer 8443	4.65%	\$ 2,065.66	\$ 2,122.19	2.74%	\$ 5,507.51	\$ 5,564.04	1.03%	\$ 1,271.13
MGS-S Customer 8444	5.57%	\$ 4,905.99	\$ 5,018.13	2.29%	\$ 9,270.98	\$ 9,383.12	1.21%	\$ 2,125.63
MGS-S Customer 8445	3.30%	\$ 9,959.06	\$ 10,082.66	1.24%	\$ 33,122.59	\$ 33,246.19	0.37%	\$ 3,872.60
MGS-S Customer 8446	4.30%	\$ 5,071.22	\$ 5,165.00	1.85%	\$ 14,234.82	\$ 14,328.60	0.66%	\$ 2,276.88
MGS-S Customer 8447	4.24%	\$ 4,658.46	\$ 4,746.66	1.89%	\$ 8,941.98	\$ 9,030.18	0.99%	\$ 2,167.50
MGS-S Customer 8448	3.62%	\$ 6,348.99	\$ 6,446.30	1.53%	\$ 6,348.99	\$ 6,446.30	1.53%	\$ 2,783.41
MGS-S Customer 8449	3.45%	\$ 9,184.71	\$ 9,306.45	1.33%	\$ 26,440.35	\$ 26,562.09	0.46%	\$ 3,646.43
MGS-S Customer 8450	3.90%	\$ 6,846.17	\$ 6,953.32	1.57%	\$ 20,893.97	\$ 21,001.12	0.51%	\$ 2,858.32
MGS-S Customer 8451	4.17%	\$ 5,283.08	\$ 5,376.07	1.76%	\$ 18,501.10	\$ 18,594.09	0.50%	\$ 2,321.30
MGS-S Customer 8452	3.33%	\$ 18,796.52	\$ 19,015.91	1.17%	\$ 62,705.76	\$ 62,925.15	0.35%	\$ 6,799.22
MGS-S Customer 8453	4.69%	\$ 5,511.77	\$ 5,615.98	1.89%	\$ 11,023.85	\$ 11,128.06	0.95%	\$ 2,324.95
MGS-S Customer 8454	5.38%	\$ 1,003.99	\$ 1,044.19	4.00%	\$ 1,735.85	\$ 1,776.05	2.32%	\$ 787.93
MGS-S Customer 8455	0.55%	\$ 17,167.27	\$ 17,208.73	0.24%	\$ 32,510.60	\$ 32,552.06	0.13%	\$ 7,563.92
MGS-S Customer 8456	3.26%	\$ 3,524.51	\$ 3,580.27	1.58%	\$ 8,387.57	\$ 8,443.33	0.66%	\$ 1,764.68
MGS-S Customer 8457	3.63%	\$ 9,038.50	\$ 9,164.41	1.39%	\$ 27,343.54	\$ 27,469.45	0.46%	\$ 3,589.48
MGS-S Customer 8458	2.55%	\$ 2,956.98	\$ 2,992.64	1.21%	\$ 7,465.94	\$ 7,501.60	0.48%	\$ 1,434.66
MGS-S Customer 8459	3.45%	\$ 4,892.32	\$ 4,966.46	1.52%	\$ 12,702.70	\$ 12,776.84	0.58%	\$ 2,220.28
MGS-S Customer 8460	3.73%	\$ 4,711.55	\$ 4,788.63	1.64%	\$ 14,497.09	\$ 14,574.17	0.53%	\$ 2,144.60
MGS-S Customer 8461	5.12%	\$ 4,064.63	\$ 4,160.42	2.36%	\$ 7,767.34	\$ 7,863.13	1.23%	\$ 1,968.23
MGS-S Customer 8462	4.10%	\$ 2,980.02	\$ 3,042.02	2.08%	\$ 8,414.40	\$ 8,476.40	0.74%	\$ 1,574.03
MGS-S Customer 8463	3.53%	\$ 5,233.71	\$ 5,308.48	1.43%	\$ 15,266.06	\$ 15,340.83	0.49%	\$ 2,190.57
MGS-S Customer 8464	4.27%	\$ 4,958.30	\$ 5,048.59	1.82%	\$ 18,601.38	\$ 18,691.67	0.49%	\$ 2,205.57
MGS-S Customer 8465	5.90%	\$ 3,733.96	\$ 3,837.49	2.77%	\$ 7,271.56	\$ 7,375.09	1.42%	\$ 1,856.94
MGS-S Customer 8466	4.01%	\$ 5,349.81	\$ 5,437.48	1.64%	\$ 10,017.94	\$ 10,105.61	0.88%	\$ 2,271.30
MGS-S Customer 8467	2.50%	\$ 13,981.33	\$ 14,108.15	0.91%	\$ 47,012.67	\$ 47,139.49	0.27%	\$ 5,192.66
MGS-S Customer 8468	3.41%	\$ 26,273.17	\$ 26,585.75	1.19%	\$ 94,913.64	\$ 95,226.22	0.33%	\$ 9,472.20
MGS-S Customer 8469	3.95%	\$ 4,609.00	\$ 4,683.91	1.63%	\$ 14,865.76	\$ 14,940.67	0.50%	\$ 1,973.31
MGS-S Customer 8470	3.00%	\$ 9,460.40	\$ 9,565.61	1.11%	\$ 26,375.99	\$ 26,481.20	0.40%	\$ 3,608.27
MGS-S Customer 8471	4.24%	\$ 5,614.38	\$ 5,716.03	1.81%	\$ 10,498.35	\$ 10,600.00	0.97%	\$ 2,496.32
MGS-S Customer 8472	3.59%	\$ 4,175.01	\$ 4,238.64	1.52%	\$ 12,104.68	\$ 12,168.31	0.53%	\$ 1,837.35
MGS-S Customer 8473	3.49%	\$ 8,160.03	\$ 8,270.40	1.35%	\$ 28,136.52	\$ 28,246.89	0.39%	\$ 3,270.93
MGS-S Customer 8474	3.85%	\$ 7,679.29	\$ 7,796.87	1.53%	\$ 18,915.64	\$ 19,033.22	0.62%	\$ 3,168.11
MGS-S Customer 8475	3.87%	\$ 11,833.79	\$ 12,001.74	1.42%	\$ 37,739.65	\$ 37,907.60	0.45%	\$ 4,510.46
MGS-S Customer 8476	3.66%	\$ 6,083.91	\$ 6,170.70	1.43%	\$ 20,334.53	\$ 20,421.32	0.43%	\$ 2,457.08
MGS-S Customer 8477	4.32%	\$ 3,802.84	\$ 3,879.52	2.02%	\$ 10,455.96	\$ 10,532.64	0.73%	\$ 1,852.81

Internal Use

Customer	Distribution % Difference	Delivery 8/24 Prices	Delivery 1/25 Prices	Delivery % Difference	Bundled 8/24 Prices	Bundled 1/25 Prices	Bundled % Difference	Distribution 1/25 Prices
MGS-S Customer 8478	3.78%	\$ 15,657.58	\$ 15,864.13	1.32%	\$ 66,034.15	\$ 66,240.70	0.31%	\$ 5,666.97
MGS-S Customer 8479	3.81%	\$ 4,861.52	\$ 4,941.71	1.65%	\$ 16,442.14	\$ 16,522.33	0.49%	\$ 2,184.43
MGS-S Customer 8480	3.73%	\$ 5,577.49	\$ 5,664.13	1.55%	\$ 20,518.61	\$ 20,605.25	0.42%	\$ 2,409.41
MGS-S Customer 8481	3.41%	\$ 3,193.04	\$ 3,242.95	1.56%	\$ 8,728.54	\$ 8,778.45	0.57%	\$ 1,512.10
MGS-S Customer 8482	4.02%	\$ 8,273.39	\$ 8,403.81	1.58%	\$ 23,273.92	\$ 23,404.34	0.56%	\$ 3,375.04
MGS-S Customer 8483	1.35%	\$ 12,770.10	\$ 12,844.17	0.58%	\$ 27,596.95	\$ 27,671.02	0.27%	\$ 5,542.64
MGS-S Customer 8484	1.74%	\$ 44,597.40	\$ 44,889.17	0.65%	\$ 108,859.29	\$ 109,151.06	0.27%	\$ 17,035.53
MGS-S Customer 8485	3.87%	\$ 5,689.75	\$ 5,777.01	1.53%	\$ 16,887.25	\$ 16,974.51	0.52%	\$ 2,342.60
MGS-S Customer 8486	2.25%	\$ 19,412.12	\$ 19,582.31	0.88%	\$ 42,893.30	\$ 43,063.49	0.40%	\$ 7,738.27
MGS-S Customer 8487	4.69%	\$ 7,178.53	\$ 7,311.91	1.86%	\$ 21,671.73	\$ 21,805.11	0.62%	\$ 2,975.77
MGS-S Customer 8488	4.03%	\$ 7,589.14	\$ 7,703.55	1.51%	\$ 26,092.77	\$ 26,207.18	0.44%	\$ 2,953.00
MGS-S Customer 8489	0.14%	\$ 8,029.03	\$ 8,033.34	0.05%	\$ 20,159.26	\$ 20,163.57	0.02%	\$ 3,125.33
MGS-S Customer 8490	3.44%	\$ 35,694.90	\$ 36,117.66	1.18%	\$ 76,189.94	\$ 76,612.70	0.55%	\$ 12,703.24
MGS-S Customer 8491	4.30%	\$ 30,240.83	\$ 30,675.39	1.44%	\$ 109,254.16	\$ 109,688.72	0.40%	\$ 10,551.31
MGS-S Customer 8492	4.16%	\$ 20,989.86	\$ 21,295.00	1.45%	\$ 54,638.22	\$ 54,943.36	0.56%	\$ 7,647.87
MGS-S Customer 8493	3.48%	\$ 3,095.36	\$ 3,149.96	1.76%	\$ 6,927.65	\$ 6,982.25	0.79%	\$ 1,623.50
MGS-S Customer 8494	-0.35%	\$ 2,850.98	\$ 2,846.03	-0.17%	\$ 6,106.58	\$ 6,101.63	-0.08%	\$ 1,397.87
MGS-S Customer 8495	3.88%	\$ 3,679.86	\$ 3,741.75	1.68%	\$ 12,993.26	\$ 13,055.15	0.48%	\$ 1,656.24
MGS-S Customer 8496	4.27%	\$ 7,178.19	\$ 7,302.32	1.73%	\$ 13,234.16	\$ 13,358.29	0.94%	\$ 3,033.03
MGS-S Customer 8497	3.12%	\$ 23,554.65	\$ 23,807.58	1.07%	\$ 80,311.70	\$ 80,564.63	0.31%	\$ 8,359.09
MGS-S Customer 8498	4.04%	\$ 4,163.55	\$ 4,240.33	1.84%	\$ 11,037.65	\$ 11,114.43	0.70%	\$ 1,975.83
MGS-S Customer 8499	3.85%	\$ 8,053.81	\$ 8,171.31	1.46%	\$ 19,169.38	\$ 19,286.88	0.61%	\$ 3,166.17
MGS-S Customer 8500	2.78%	\$ 7,695.84	\$ 7,780.61	1.10%	\$ 23,647.05	\$ 23,731.82	0.36%	\$ 3,133.32
MGS-S Customer 8501	2.96%	\$ 12,063.08	\$ 12,196.58	1.11%	\$ 31,551.89	\$ 31,685.39	0.42%	\$ 4,643.38
MGS-S Customer 8502	3.59%	\$ 14,237.00	\$ 14,415.17	1.25%	\$ 69,085.16	\$ 69,263.33	0.26%	\$ 5,138.66
MGS-S Customer 8503	3.61%	\$ 5,565.23	\$ 5,645.00	1.43%	\$ 17,672.61	\$ 17,752.38	0.45%	\$ 2,291.53
MGS-S Customer 8504	4.05%	\$ 8,551.83	\$ 8,684.01	1.55%	\$ 30,156.92	\$ 30,289.10	0.44%	\$ 3,399.59
MGS-S Customer 8505	3.53%	\$ 21,717.12	\$ 21,996.54	1.29%	\$ 50,648.68	\$ 50,928.10	0.55%	\$ 8,205.85
MGS-S Customer 8506	5.17%	\$ 895.57	\$ 937.95	4.73%	\$ 4,619.54	\$ 4,661.92	0.92%	\$ 861.98
MGS-S Customer 8507	1.02%	\$ 5,615.02	\$ 5,638.56	0.42%	\$ 13,085.81	\$ 13,109.35	0.18%	\$ 2,328.90
MGS-S Customer 8508	3.66%	\$ 7,018.74	\$ 7,121.77	1.47%	\$ 20,517.51	\$ 20,620.54	0.50%	\$ 2,920.86
MGS-S Customer 8509	2.90%	\$ 29,593.03	\$ 29,884.89	0.99%	\$ 100,235.40	\$ 100,527.26	0.29%	\$ 10,354.91
MGS-S Customer 8510	4.30%	\$ 2,106.38	\$ 2,153.50	2.24%	\$ 6,667.79	\$ 6,714.91	0.71%	\$ 1,143.13
MGS-S Customer 8511	1.58%	\$ 3,685.75	\$ 3,711.90	0.71%	\$ 8,600.00	\$ 8,626.15	0.30%	\$ 1,681.33
MGS-S Customer 8512	4.11%	\$ 3,725.08	\$ 3,796.49	1.92%	\$ 12,390.49	\$ 12,461.90	0.58%	\$ 1,810.62
MGS-S Customer 8513	3.70%	\$ 16,642.65	\$ 16,860.79	1.31%	\$ 51,634.76	\$ 51,852.90	0.42%	\$ 6,118.04
MGS-S Customer 8514	1.43%	\$ 4,732.22	\$ 4,760.67	0.60%	\$ 12,878.76	\$ 12,907.21	0.22%	\$ 2,020.40
MGS-S Customer 8515	3.76%	\$ 11,860.80	\$ 12,022.34	1.36%	\$ 45,842.81	\$ 46,004.35	0.35%	\$ 4,461.47
MGS-S Customer 8516	3.50%	\$ 10,418.77	\$ 10,553.71	1.30%	\$ 40,551.93	\$ 40,686.87	0.33%	\$ 3,984.76
MGS-S Customer 8517	4.22%	\$ 4,972.92	\$ 5,062.34	1.80%	\$ 19,004.50	\$ 19,093.92	0.47%	\$ 2,207.68

Customer	Distribution % Difference	Delivery 8/24 Prices	Delivery 1/25 Prices	Delivery % Difference	Bundled 8/24 Prices	Bundled 1/25 Prices	Bundled % Difference	Distribution 1/25 Prices
MGS-S Customer 8518	4.22%	\$ 5,292.28	\$ 5,387.31	1.80%	\$ 15,686.73	\$ 15,781.76	0.61%	\$ 2,344.82
MGS-S Customer 8519	3.91%	\$ 17,718.53	\$ 17,966.92	1.40%	\$ 38,761.33	\$ 39,009.72	0.64%	\$ 6,594.51
MGS-S Customer 8520	4.09%	\$ 2,569.37	\$ 2,620.61	1.99%	\$ 7,146.77	\$ 7,198.01	0.72%	\$ 1,303.80
MGS-S Customer 8521	4.73%	\$ 2,073.34	\$ 2,130.96	2.78%	\$ 5,322.88	\$ 5,380.50	1.08%	\$ 1,275.38
MGS-S Customer 8522	3.82%	\$ 5,117.47	\$ 5,196.24	1.54%	\$ 16,864.35	\$ 16,943.12	0.47%	\$ 2,139.24
MGS-S Customer 8523	5.46%	\$ 1,532.74	\$ 1,589.65	3.71%	\$ 3,404.49	\$ 3,461.40	1.67%	\$ 1,098.26
MGS-S Customer 8524	3.49%	\$ 16,482.37	\$ 16,683.56	1.22%	\$ 64,377.13	\$ 64,578.32	0.31%	\$ 5,968.05
MGS-S Customer 8525	4.82%	\$ 5,385.28	\$ 5,488.92	1.92%	\$ 14,711.71	\$ 14,815.35	0.70%	\$ 2,254.28
MGS-S Customer 8526	4.35%	\$ 4,266.17	\$ 4,344.36	1.83%	\$ 11,682.11	\$ 11,760.30	0.67%	\$ 1,875.67
MGS-S Customer 8527	5.50%	\$ 1,808.40	\$ 1,864.29	3.09%	\$ 2,175.30	\$ 2,231.19	2.57%	\$ 1,071.74
MGS-S Customer 8528	3.68%	\$ 32,828.00	\$ 33,227.03	1.22%	\$ 144,632.71	\$ 145,031.74	0.28%	\$ 11,240.65
MGS-S Customer 8529	3.79%	\$ 6,149.52	\$ 6,245.43	1.56%	\$ 18,468.86	\$ 18,564.77	0.52%	\$ 2,627.45
MGS-S Customer 8530	3.34%	\$ 7,852.99	\$ 7,955.14	1.30%	\$ 28,239.91	\$ 28,342.06	0.36%	\$ 3,160.20
MGS-S Customer 8531	5.11%	\$ 25,468.43	\$ 25,911.24	1.74%	\$ 75,616.47	\$ 76,059.28	0.59%	\$ 9,108.61
MGS-S Customer 8532	4.11%	\$ 4,328.05	\$ 4,407.85	1.84%	\$ 12,948.22	\$ 13,028.02	0.62%	\$ 2,021.00
MGS-S Customer 8533	4.70%	\$ 15,676.77	\$ 15,940.35	1.68%	\$ 38,913.43	\$ 39,177.01	0.68%	\$ 5,877.43
MGS-S Customer 8534	3.54%	\$ 3,120.19	\$ 3,171.64	1.65%	\$ 6,161.55	\$ 6,213.00	0.84%	\$ 1,504.86
MGS-S Customer 8535	4.60%	\$ 11,045.39	\$ 11,231.02	1.68%	\$ 39,373.64	\$ 39,559.27	0.47%	\$ 4,225.10
MGS-S Customer 8536	3.56%	\$ 7,774.83	\$ 7,883.98	1.40%	\$ 22,108.06	\$ 22,217.21	0.49%	\$ 3,177.41
MGS-S Customer 8537	3.91%	\$ 3,322.06	\$ 3,380.79	1.77%	\$ 8,685.48	\$ 8,744.21	0.68%	\$ 1,559.82
MGS-S Customer 8538	4.04%	\$ 4,370.04	\$ 4,449.22	1.81%	\$ 12,429.06	\$ 12,508.24	0.64%	\$ 2,039.31
MGS-S Customer 8539	3.67%	\$ 5,184.84	\$ 5,266.94	1.58%	\$ 13,993.54	\$ 14,075.64	0.59%	\$ 2,316.02
MGS-S Customer 8540	4.08%	\$ 7,338.69	\$ 7,459.61	1.65%	\$ 13,540.81	\$ 13,661.73	0.89%	\$ 3,086.70
MGS-S Customer 8541	4.08%	\$ 7,491.04	\$ 7,615.23	1.66%	\$ 10,107.91	\$ 10,232.10	1.23%	\$ 3,165.29
MGS-S Customer 8542	3.05%	\$ 6,319.40	\$ 6,400.05	1.28%	\$ 12,196.21	\$ 12,276.86	0.66%	\$ 2,728.10
MGS-S Customer 8543	3.41%	\$ 10,117.46	\$ 10,241.54	1.23%	\$ 38,130.45	\$ 38,254.53	0.33%	\$ 3,761.16
MGS-S Customer 8544	3.12%	\$ 6,302.75	\$ 6,385.10	1.31%	\$ 12,866.06	\$ 12,948.41	0.64%	\$ 2,717.90
MGS-S Customer 8545	3.61%	\$ 9,476.91	\$ 9,602.99	1.33%	\$ 26,397.07	\$ 26,523.15	0.48%	\$ 3,618.57
MGS-S Customer 8546	3.65%	\$ 8,039.31	\$ 8,153.45	1.42%	\$ 26,805.97	\$ 26,920.11	0.43%	\$ 3,238.61
MGS-S Customer 8547	5.00%	\$ 5,989.39	\$ 6,111.56	2.04%	\$ 20,240.35	\$ 20,362.52	0.60%	\$ 2,564.38
MGS-S Customer 8548	3.65%	\$ 10,335.87	\$ 10,477.71	1.37%	\$ 29,774.40	\$ 29,916.24	0.48%	\$ 4,033.00
MGS-S Customer 8549	4.00%	\$ 6,797.28	\$ 6,907.96	1.63%	\$ 15,777.49	\$ 15,888.17	0.70%	\$ 2,877.92
MGS-S Customer 8550	2.73%	\$ 5,980.13	\$ 6,044.54	1.08%	\$ 18,798.80	\$ 18,863.21	0.34%	\$ 2,426.37
MGS-S Customer 8551	3.73%	\$ 10,953.72	\$ 11,106.68	1.40%	\$ 29,491.86	\$ 29,644.82	0.52%	\$ 4,255.15
MGS-S Customer 8552	4.39%	\$ 4,518.22	\$ 4,607.22	1.97%	\$ 9,084.20	\$ 9,173.20	0.98%	\$ 2,117.26
MGS-S Customer 8553	4.06%	\$ 4,824.27	\$ 4,902.36	1.62%	\$ 21,808.88	\$ 21,886.97	0.36%	\$ 2,000.96
MGS-S Customer 8554	0.61%	\$ 6,169.61	\$ 6,184.88	0.25%	\$ 15,373.89	\$ 15,389.16	0.10%	\$ 2,506.34
MGS-S Customer 8555	1.40%	\$ 5,031.88	\$ 5,061.48	0.59%	\$ 11,469.84	\$ 11,499.44	0.26%	\$ 2,136.16
MGS-S Customer 8556	3.30%	\$ 10,192.86	\$ 10,317.70	1.22%	\$ 20,846.80	\$ 20,971.64	0.60%	\$ 3,909.64
MGS-S Customer 8557	2.73%	\$ 3,594.17	\$ 3,641.91	1.33%	\$ 6,761.90	\$ 6,809.64	0.71%	\$ 1,798.89

Internal Use

Customer	Distribution % Difference	Delivery 8/24 Prices	Delivery 1/25 Prices	Delivery % Difference	Bundled 8/24 Prices	Bundled 1/25 Prices	Bundled % Difference	Distribution 1/25 Prices
MGS-S Customer 8558	3.78%	\$ 5,281.93	\$ 5,362.84	1.53%	\$ 13,470.41	\$ 13,551.32	0.60%	\$ 2,221.57
MGS-S Customer 8559	3.93%	\$ 6,416.63	\$ 6,519.92	1.61%	\$ 17,344.81	\$ 17,448.10	0.60%	\$ 2,731.12
MGS-S Customer 8560	3.93%	\$ 27,574.09	\$ 27,938.09	1.32%	\$ 105,154.55	\$ 105,518.55	0.35%	\$ 9,624.94
MGS-S Customer 8561	3.95%	\$ 4,082.63	\$ 4,156.40	1.81%	\$ 11,749.84	\$ 11,823.61	0.63%	\$ 1,941.63
MGS-S Customer 8562	3.40%	\$ 11,187.88	\$ 11,331.26	1.28%	\$ 26,549.49	\$ 26,692.87	0.54%	\$ 4,356.25
MGS-S Customer 8563	4.37%	\$ 4,423.11	\$ 4,509.70	1.96%	\$ 10,919.00	\$ 11,005.59	0.79%	\$ 2,070.29
MGS-S Customer 8564	3.45%	\$ 55,824.30	\$ 56,451.29	1.12%	\$ 224,312.93	\$ 224,939.92	0.28%	\$ 18,806.56
MGS-S Customer 8565	5.48%	\$ 1,238.19	\$ 1,283.15	3.63%	\$ 2,599.87	\$ 2,644.83	1.73%	\$ 865.42
MGS-S Customer 8566	3.04%	\$ 11,168.36	\$ 11,301.08	1.19%	\$ 23,810.49	\$ 23,943.21	0.56%	\$ 4,492.38
MGS-S Customer 8567	5.95%	\$ 4,094.12	\$ 4,206.16	2.74%	\$ 5,885.77	\$ 5,997.81	1.90%	\$ 1,995.48
MGS-S Customer 8568	3.91%	\$ 5,917.31	\$ 6,012.71	1.61%	\$ 20,088.29	\$ 20,183.69	0.47%	\$ 2,534.12
MGS-S Customer 8569	3.38%	\$ 6,834.79	\$ 6,930.86	1.41%	\$ 8,975.18	\$ 9,071.25	1.07%	\$ 2,935.80
MGS-S Customer 8570	4.10%	\$ 22,417.06	\$ 22,733.04	1.41%	\$ 72,181.17	\$ 72,497.15	0.44%	\$ 8,029.55
MGS-S Customer 8571	3.73%	\$ 21,055.02	\$ 21,330.74	1.31%	\$ 54,703.38	\$ 54,979.10	0.50%	\$ 7,663.84
MGS-S Customer 8572	3.68%	\$ 4,247.42	\$ 4,314.03	1.57%	\$ 10,007.91	\$ 10,074.52	0.67%	\$ 1,878.29
MGS-S Customer 8573	3.94%	\$ 6,253.91	\$ 6,355.32	1.62%	\$ 17,031.94	\$ 17,133.35	0.60%	\$ 2,675.58
MGS-S Customer 8574	3.66%	\$ 9,321.03	\$ 9,450.10	1.38%	\$ 12,959.19	\$ 13,088.26	1.00%	\$ 3,658.97
MGS-S Customer 8575	3.92%	\$ 4,138.84	\$ 4,207.51	1.66%	\$ 12,717.18	\$ 12,785.85	0.54%	\$ 1,821.41
MGS-S Customer 8576	3.92%	\$ 4,421.18	\$ 4,493.01	1.62%	\$ 14,924.30	\$ 14,996.13	0.48%	\$ 1,906.04
MGS-S Customer 8577	4.31%	\$ 4,589.06	\$ 4,670.09	1.77%	\$ 15,466.96	\$ 15,547.99	0.52%	\$ 1,963.41
MGS-S Customer 8578	3.81%	\$ 7,767.07	\$ 7,881.49	1.47%	\$ 30,594.89	\$ 30,709.31	0.37%	\$ 3,116.06
MGS-S Customer 8579	2.89%	\$ 7,071.97	\$ 7,154.87	1.17%	\$ 18,514.33	\$ 18,597.23	0.45%	\$ 2,949.25
MGS-S Customer 8580	4.04%	\$ 4,158.23	\$ 4,227.59	1.67%	\$ 18,809.46	\$ 18,878.82	0.37%	\$ 1,785.48
MGS-S Customer 8581	4.56%	\$ 2,588.26	\$ 2,651.60	2.45%	\$ 6,286.75	\$ 6,350.09	1.01%	\$ 1,451.28
MGS-S Customer 8582	3.61%	\$ 14,248.57	\$ 14,433.79	1.30%	\$ 45,273.44	\$ 45,458.66	0.41%	\$ 5,312.03
MGS-S Customer 8583	0.80%	\$ 5,705.76	\$ 5,725.68	0.35%	\$ 8,657.88	\$ 8,677.80	0.23%	\$ 2,523.34
MGS-S Customer 8584	3.20%	\$ 11,809.19	\$ 11,949.50	1.19%	\$ 33,587.84	\$ 33,728.15	0.42%	\$ 4,524.90
MGS-S Customer 8585	5.52%	\$ 12,442.78	\$ 12,689.68	1.98%	\$ 40,533.36	\$ 40,780.26	0.61%	\$ 4,722.88
MGS-S Customer 8586	3.55%	\$ 18,519.52	\$ 18,753.13	1.26%	\$ 45,915.38	\$ 46,148.99	0.51%	\$ 6,823.05
MGS-S Customer 8587	3.82%	\$ 8,035.22	\$ 8,153.99	1.48%	\$ 28,474.70	\$ 28,593.47	0.42%	\$ 3,226.44
MGS-S Customer 8588	4.31%	\$ 7,952.64	\$ 8,085.74	1.67%	\$ 25,055.63	\$ 25,188.73	0.53%	\$ 3,224.61
MGS-S Customer 8589	5.17%	\$ 986.02	\$ 1,028.41	4.30%	\$ 9,143.87	\$ 9,186.26	0.46%	\$ 861.98
MGS-S Customer 8590	3.48%	\$ 6,343.49	\$ 6,434.07	1.43%	\$ 18,313.75	\$ 18,404.33	0.49%	\$ 2,695.70
MGS-S Customer 8591	3.59%	\$ 8,601.38	\$ 8,722.39	1.41%	\$ 19,259.89	\$ 19,380.90	0.63%	\$ 3,491.32
MGS-S Customer 8592	4.02%	\$ 9,806.73	\$ 9,953.19	1.49%	\$ 38,093.84	\$ 38,240.30	0.38%	\$ 3,788.99
MGS-S Customer 8593	3.59%	\$ 17,524.95	\$ 17,750.64	1.29%	\$ 40,126.30	\$ 40,351.99	0.56%	\$ 6,511.65
MGS-S Customer 8594	3.16%	\$ 12,681.03	\$ 12,828.57	1.16%	\$ 35,974.25	\$ 36,121.79	0.41%	\$ 4,816.87
MGS-S Customer 8595	4.84%	\$ 4,083.56	\$ 4,173.78	2.21%	\$ 10,572.02	\$ 10,662.24	0.85%	\$ 1,953.91
MGS-S Customer 8596	3.82%	\$ 21,161.08	\$ 21,443.93	1.34%	\$ 56,537.11	\$ 56,819.96	0.50%	\$ 7,689.87
MGS-S Customer 8597	5.06%	\$ 3,786.65	\$ 3,875.57	2.35%	\$ 11,176.65	\$ 11,265.57	0.80%	\$ 1,844.75

Customer	Distribution % Difference	Delivery 8/24 Prices	Delivery 1/25 Prices	Delivery % Difference	Bundled 8/24 Prices	Bundled 1/25 Prices	Bundled % Difference	Distribution 1/25 Prices
MGS-S Customer 8598	3.64%	\$ 5,837.21	\$ 5,927.23	1.54%	\$ 12,205.58	\$ 12,295.60	0.74%	\$ 2,560.23
MGS-S Customer 8599	5.11%	\$ 10,545.14	\$ 10,749.62	1.94%	\$ 17,794.03	\$ 17,998.51	1.15%	\$ 4,205.03
MGS-S Customer 8600	2.09%	\$ 2,898.49	\$ 2,927.55	1.00%	\$ 6,353.82	\$ 6,382.88	0.46%	\$ 1,420.42
MGS-S Customer 8601	3.56%	\$ 8,139.43	\$ 8,246.02	1.31%	\$ 31,824.23	\$ 31,930.82	0.33%	\$ 3,104.78
MGS-S Customer 8602	4.84%	\$ 7,087.94	\$ 7,223.37	1.91%	\$ 23,459.64	\$ 23,595.07	0.58%	\$ 2,931.71
MGS-S Customer 8603	3.78%	\$ 8,439.77	\$ 8,562.63	1.46%	\$ 28,427.34	\$ 28,550.20	0.43%	\$ 3,370.22
MGS-S Customer 8604	3.96%	\$ 3,173.02	\$ 3,229.99	1.80%	\$ 10,398.03	\$ 10,455.00	0.55%	\$ 1,494.86
MGS-S Customer 8605	3.57%	\$ 6,617.63	\$ 6,713.34	1.45%	\$ 20,687.72	\$ 20,783.43	0.46%	\$ 2,776.71
MGS-S Customer 8606	3.93%	\$ 25,670.05	\$ 26,009.22	1.32%	\$ 101,280.60	\$ 101,619.77	0.33%	\$ 8,977.61
MGS-S Customer 8607	3.88%	\$ 5,578.01	\$ 5,665.24	1.56%	\$ 12,453.37	\$ 12,540.60	0.70%	\$ 2,334.45
MGS-S Customer 8608	3.88%	\$ 4,543.49	\$ 4,621.43	1.72%	\$ 14,315.55	\$ 14,393.49	0.54%	\$ 2,086.86
MGS-S Customer 8609	3.85%	\$ 8,991.59	\$ 9,123.53	1.47%	\$ 29,937.26	\$ 30,069.20	0.44%	\$ 3,556.02
MGS-S Customer 8610	3.80%	\$ 6,256.85	\$ 6,354.37	1.56%	\$ 19,065.12	\$ 19,162.64	0.51%	\$ 2,661.43
MGS-S Customer 8611	4.12%	\$ 4,640.45	\$ 4,724.87	1.82%	\$ 12,478.94	\$ 12,563.36	0.68%	\$ 2,135.40
MGS-S Customer 8612	1.38%	\$ 4,253.07	\$ 4,278.41	0.60%	\$ 10,439.88	\$ 10,465.22	0.24%	\$ 1,868.07
MGS-S Customer 8613	3.67%	\$ 16,507.52	\$ 16,726.14	1.32%	\$ 37,129.83	\$ 37,348.45	0.59%	\$ 6,172.71
MGS-S Customer 8614	4.18%	\$ 3,394.00	\$ 3,457.41	1.87%	\$ 9,579.89	\$ 9,643.30	0.66%	\$ 1,579.91
MGS-S Customer 8615	3.80%	\$ 3,342.40	\$ 3,404.79	1.87%	\$ 8,178.04	\$ 8,240.43	0.76%	\$ 1,703.46
MGS-S Customer 8616	3.81%	\$ 5,206.62	\$ 5,291.68	1.63%	\$ 15,194.06	\$ 15,279.12	0.56%	\$ 2,315.90
MGS-S Customer 8617	4.55%	\$ 4,409.33	\$ 4,492.62	1.89%	\$ 13,834.60	\$ 13,917.89	0.60%	\$ 1,912.09
MGS-S Customer 8618	3.65%	\$ 3,986.92	\$ 4,055.12	1.71%	\$ 7,871.88	\$ 7,940.08	0.87%	\$ 1,933.99
MGS-S Customer 8619	3.64%	\$ 6,991.87	\$ 7,089.66	1.40%	\$ 19,187.23	\$ 19,285.02	0.51%	\$ 2,787.51
MGS-S Customer 8620	2.84%	\$ 4,804.10	\$ 4,864.05	1.25%	\$ 14,365.68	\$ 14,425.63	0.42%	\$ 2,174.34
MGS-S Customer 8621	3.99%	\$ 4,310.30	\$ 4,388.89	1.82%	\$ 8,149.67	\$ 8,228.26	0.96%	\$ 2,048.28
MGS-S Customer 8622	4.28%	\$ 2,848.39	\$ 2,905.74	2.01%	\$ 7,808.92	\$ 7,866.27	0.73%	\$ 1,398.80
MGS-S Customer 8623	4.49%	\$ 20,275.39	\$ 20,588.35	1.54%	\$ 70,130.91	\$ 70,443.87	0.45%	\$ 7,288.74
MGS-S Customer 8624	3.26%	\$ 7,804.61	\$ 7,904.88	1.28%	\$ 23,728.39	\$ 23,828.66	0.42%	\$ 3,174.51
MGS-S Customer 8625	4.17%	\$ 6,673.92	\$ 6,789.04	1.72%	\$ 10,135.88	\$ 10,251.00	1.14%	\$ 2,875.18
MGS-S Customer 8626	3.46%	\$ 6,368.56	\$ 6,460.43	1.44%	\$ 12,671.34	\$ 12,763.21	0.73%	\$ 2,744.57
MGS-S Customer 8627	4.09%	\$ 3,972.24	\$ 4,047.54	1.90%	\$ 9,772.26	\$ 9,847.56	0.77%	\$ 1,917.01
MGS-S Customer 8628	3.91%	\$ 5,509.09	\$ 5,600.90	1.67%	\$ 12,516.77	\$ 12,608.58	0.73%	\$ 2,442.83
MGS-S Customer 8629	3.82%	\$ 8,084.65	\$ 8,205.04	1.49%	\$ 25,126.62	\$ 25,247.01	0.48%	\$ 3,267.80
MGS-S Customer 8630	3.99%	\$ 5,396.15	\$ 5,481.08	1.57%	\$ 20,497.24	\$ 20,582.17	0.41%	\$ 2,213.21
MGS-S Customer 8631	3.30%	\$ 8,768.78	\$ 8,879.82	1.27%	\$ 30,168.08	\$ 30,279.12	0.37%	\$ 3,471.25
MGS-S Customer 8632	3.94%	\$ 9,853.12	\$ 9,997.08	1.46%	\$ 38,633.85	\$ 38,777.81	0.37%	\$ 3,800.98
MGS-S Customer 8633	3.62%	\$ 18,787.43	\$ 19,033.43	1.31%	\$ 28,604.96	\$ 28,850.96	0.86%	\$ 7,042.13
MGS-S Customer 8634	3.42%	\$ 7,411.51	\$ 7,512.38	1.36%	\$ 21,807.02	\$ 21,907.89	0.46%	\$ 3,049.68
MGS-S Customer 8635	4.01%	\$ 5,986.29	\$ 6,085.00	1.65%	\$ 19,798.71	\$ 19,897.42	0.50%	\$ 2,561.20
MGS-S Customer 8636	4.33%	\$ 4,093.54	\$ 4,170.11	1.87%	\$ 7,526.02	\$ 7,602.59	1.02%	\$ 1,843.77
MGS-S Customer 8637	3.52%	\$ 8,516.45	\$ 8,631.03	1.35%	\$ 32,235.53	\$ 32,350.11	0.36%	\$ 3,368.57

Internal Use

Customer	Distribution % Difference	Delivery 8/24 Prices	Delivery 1/25 Prices	Delivery % Difference	Bundled 8/24 Prices	Bundled 1/25 Prices	Bundled % Difference	Distribution 1/25 Prices
MGS-S Customer 8638	0.98%	\$ 2,023.68	\$ 2,034.44	0.53%	\$ 5,757.36	\$ 5,768.12	0.19%	\$ 1,112.33
MGS-S Customer 8639	1.61%	\$ 3,685.79	\$ 3,712.32	0.72%	\$ 9,063.61	\$ 9,090.14	0.29%	\$ 1,678.16
MGS-S Customer 8640	4.91%	\$ 5,802.07	\$ 5,922.10	2.07%	\$ 10,592.00	\$ 10,712.03	1.13%	\$ 2,565.87
MGS-S Customer 8641	3.99%	\$ 3,989.80	\$ 4,063.71	1.85%	\$ 9,405.10	\$ 9,479.01	0.79%	\$ 1,925.47
MGS-S Customer 8642	4.04%	\$ 5,308.59	\$ 5,398.58	1.70%	\$ 20,272.90	\$ 20,362.89	0.44%	\$ 2,317.14
MGS-S Customer 8643	3.43%	\$ 5,107.15	\$ 5,184.06	1.51%	\$ 9,659.07	\$ 9,735.98	0.80%	\$ 2,318.03
MGS-S Customer 8644	3.50%	\$ 4,545.44	\$ 4,617.52	1.59%	\$ 8,010.49	\$ 8,082.57	0.90%	\$ 2,130.66
MGS-S Customer 8645	3.96%	\$ 4,762.67	\$ 4,840.36	1.63%	\$ 13,329.13	\$ 13,406.82	0.58%	\$ 2,038.90
MGS-S Customer 8646	4.20%	\$ 4,312.94	\$ 4,394.09	1.88%	\$ 13,335.20	\$ 13,416.35	0.61%	\$ 2,013.25
MGS-S Customer 8647	3.70%	\$ 8,882.44	\$ 9,001.33	1.34%	\$ 36,945.60	\$ 37,064.49	0.32%	\$ 3,333.22
MGS-S Customer 8648	3.46%	\$ 20,834.88	\$ 21,074.78	1.15%	\$ 92,089.70	\$ 92,329.60	0.26%	\$ 7,182.89
MGS-S Customer 8649	3.42%	\$ 6,467.81	\$ 6,557.20	1.38%	\$ 23,861.03	\$ 23,950.42	0.37%	\$ 2,700.17
MGS-S Customer 8650	1.65%	\$ 62,172.79	\$ 62,556.98	0.62%	\$ 146,216.00	\$ 146,600.19	0.26%	\$ 23,688.32
MGS-S Customer 8651	3.35%	\$ 15,710.10	\$ 15,895.59	1.18%	\$ 60,894.52	\$ 61,080.01	0.30%	\$ 5,717.00
MGS-S Customer 8652	5.25%	\$ 15,538.96	\$ 15,823.14	1.83%	\$ 40,055.37	\$ 40,339.55	0.71%	\$ 5,693.32
MGS-S Customer 8653	4.00%	\$ 25,348.91	\$ 25,692.44	1.36%	\$ 92,874.17	\$ 93,217.70	0.37%	\$ 8,928.36
MGS-S Customer 8654	3.50%	\$ 6,417.15	\$ 6,504.22	1.36%	\$ 20,215.74	\$ 20,302.81	0.43%	\$ 2,575.40
MGS-S Customer 8655	3.10%	\$ 10,390.00	\$ 10,514.13	1.19%	\$ 29,803.40	\$ 29,927.53	0.42%	\$ 4,123.49
MGS-S Customer 8656	4.02%	\$ 4,563.68	\$ 4,638.86	1.65%	\$ 16,709.91	\$ 16,785.09	0.45%	\$ 1,944.41
MGS-S Customer 8657	3.79%	\$ 5,819.55	\$ 5,905.65	1.48%	\$ 21,184.24	\$ 21,270.34	0.41%	\$ 2,357.81
MGS-S Customer 8658	4.08%	\$ 7,948.22	\$ 8,076.12	1.61%	\$ 19,657.96	\$ 19,785.86	0.65%	\$ 3,259.92
MGS-S Customer 8659	3.25%	\$ 13,721.66	\$ 13,887.29	1.21%	\$ 24,316.19	\$ 24,481.82	0.68%	\$ 5,269.66
MGS-S Customer 8660	3.90%	\$ 7,783.58	\$ 7,903.49	1.54%	\$ 20,836.26	\$ 20,956.17	0.58%	\$ 3,191.84
MGS-S Customer 8661	3.73%	\$ 16,982.75	\$ 17,208.35	1.33%	\$ 46,407.93	\$ 46,633.53	0.49%	\$ 6,276.35
MGS-S Customer 8662	3.47%	\$ 5,584.21	\$ 5,661.13	1.38%	\$ 18,247.37	\$ 18,324.29	0.42%	\$ 2,293.53
MGS-S Customer 8663	3.79%	\$ 7,414.45	\$ 7,519.63	1.42%	\$ 27,051.00	\$ 27,156.18	0.39%	\$ 2,882.65
MGS-S Customer 8664	4.40%	\$ 26,767.08	\$ 27,176.44	1.53%	\$ 54,875.94	\$ 55,285.30	0.75%	\$ 9,704.84
MGS-S Customer 8665	4.07%	\$ 7,050.42	\$ 7,159.18	1.54%	\$ 23,063.10	\$ 23,171.86	0.47%	\$ 2,783.28
MGS-S Customer 8666	2.33%	\$ 7,837.30	\$ 7,910.00	0.93%	\$ 22,801.27	\$ 22,873.97	0.32%	\$ 3,186.44
MGS-S Customer 8667	4.23%	\$ 7,815.05	\$ 7,946.82	1.69%	\$ 15,319.89	\$ 15,451.66	0.86%	\$ 3,244.42
MGS-S Customer 8668	3.84%	\$ 4,980.22	\$ 5,058.96	1.58%	\$ 11,586.03	\$ 11,664.77	0.68%	\$ 2,128.06
MGS-S Customer 8669	3.91%	\$ 7,691.14	\$ 7,809.71	1.54%	\$ 21,841.21	\$ 21,959.78	0.54%	\$ 3,151.89
MGS-S Customer 8670	4.53%	\$ 5,082.86	\$ 5,183.01	1.97%	\$ 10,275.92	\$ 10,376.07	0.97%	\$ 2,310.29
MGS-S Customer 8671	3.73%	\$ 9,415.56	\$ 9,549.64	1.42%	\$ 26,536.83	\$ 26,670.91	0.51%	\$ 3,729.83
MGS-S Customer 8672	3.43%	\$ 24,733.72	\$ 25,020.91	1.16%	\$ 96,802.10	\$ 97,089.29	0.30%	\$ 8,665.97
MGS-S Customer 8673	3.77%	\$ 17,729.24	\$ 17,959.58	1.30%	\$ 75,107.88	\$ 75,338.22	0.31%	\$ 6,338.25
MGS-S Customer 8674	4.29%	\$ 5,012.99	\$ 5,108.01	1.90%	\$ 7,006.66	\$ 7,101.68	1.36%	\$ 2,307.56
MGS-S Customer 8675	4.20%	\$ 6,054.22	\$ 6,160.68	1.76%	\$ 11,733.01	\$ 11,839.47	0.91%	\$ 2,643.66
MGS-S Customer 8676	3.94%	\$ 9,045.95	\$ 9,177.90	1.46%	\$ 25,125.13	\$ 25,257.08	0.53%	\$ 3,476.99
MGS-S Customer 8677	2.02%	\$ 6,176.48	\$ 6,226.65	0.81%	\$ 13,331.10	\$ 13,381.27	0.38%	\$ 2,530.90

Internal Use

Customer	Distribution % Difference	Delivery 8/24 Prices	Delivery 1/25 Prices	Delivery % Difference	Bundled 8/24 Prices	Bundled 1/25 Prices	Bundled % Difference	Distribution 1/25 Prices
MGS-S Customer 8678	4.13%	\$ 7,492.39	\$ 7,614.14	1.62%	\$ 23,328.76	\$ 23,450.51	0.52%	\$ 3,072.09
MGS-S Customer 8679	4.48%	\$ 9,423.27	\$ 9,578.36	1.65%	\$ 24,400.95	\$ 24,556.04	0.64%	\$ 3,620.17
MGS-S Customer 8680	4.25%	\$ 1,079.20	\$ 1,112.47	3.08%	\$ 1,392.97	\$ 1,426.24	2.39%	\$ 815.30
MGS-S Customer 8681	5.22%	\$ 3,724.01	\$ 3,816.10	2.47%	\$ 6,547.01	\$ 6,639.10	1.41%	\$ 1,856.00
MGS-S Customer 8682	2.22%	\$ 2,149.50	\$ 2,174.89	1.18%	\$ 4,265.66	\$ 4,291.05	0.60%	\$ 1,170.42
MGS-S Customer 8683	3.72%	\$ 6,776.78	\$ 6,873.92	1.43%	\$ 20,081.98	\$ 20,179.12	0.48%	\$ 2,705.28
MGS-S Customer 8684	2.67%	\$ 1,955.39	\$ 1,984.11	1.47%	\$ 3,911.93	\$ 3,940.65	0.73%	\$ 1,105.26
MGS-S Customer 8685	3.82%	\$ 5,736.47	\$ 5,823.73	1.52%	\$ 14,805.81	\$ 14,893.07	0.59%	\$ 2,373.72
MGS-S Customer 8686	4.07%	\$ 4,835.52	\$ 4,921.27	1.77%	\$ 13,830.36	\$ 13,916.11	0.62%	\$ 2,194.90
MGS-S Customer 8687	2.90%	\$ 53,514.89	\$ 54,024.61	0.95%	\$ 206,695.57	\$ 207,205.29	0.25%	\$ 18,081.83
MGS-S Customer 8688	4.30%	\$ 6,848.30	\$ 6,967.90	1.75%	\$ 15,293.76	\$ 15,413.36	0.78%	\$ 2,901.28
MGS-S Customer 8689	3.13%	\$ 45,122.52	\$ 45,619.51	1.10%	\$ 109,772.90	\$ 110,269.89	0.45%	\$ 16,389.69
MGS-S Customer 8690	1.62%	\$ 2,877.60	\$ 2,900.15	0.78%	\$ 5,422.94	\$ 5,445.49	0.42%	\$ 1,418.17
MGS-S Customer 8691	3.42%	\$ 3,400.62	\$ 3,452.97	1.54%	\$ 8,919.78	\$ 8,972.13	0.59%	\$ 1,584.43
MGS-S Customer 8692	4.84%	\$ 5,177.96	\$ 5,285.54	2.08%	\$ 12,426.85	\$ 12,534.43	0.87%	\$ 2,330.29
MGS-S Customer 8693	4.26%	\$ 4,574.33	\$ 4,660.55	1.88%	\$ 12,453.95	\$ 12,540.17	0.69%	\$ 2,112.68
MGS-S Customer 8694	1.69%	\$ 6,001.63	\$ 6,042.44	0.68%	\$ 15,453.52	\$ 15,494.33	0.26%	\$ 2,452.27
MGS-S Customer 8695	2.19%	\$ 4,603.36	\$ 4,649.14	0.99%	\$ 9,406.66	\$ 9,452.44	0.49%	\$ 2,135.39
MGS-S Customer 8696	3.90%	\$ 7,114.34	\$ 7,224.53	1.55%	\$ 23,001.56	\$ 23,111.75	0.48%	\$ 2,938.63
MGS-S Customer 8697	3.17%	\$ 7,522.48	\$ 7,612.21	1.19%	\$ 26,735.00	\$ 26,824.73	0.34%	\$ 2,919.51
MGS-S Customer 8698	3.38%	\$ 8,382.75	\$ 8,492.79	1.31%	\$ 25,846.92	\$ 25,956.96	0.43%	\$ 3,365.46
MGS-S Customer 8699	4.16%	\$ 22,229.27	\$ 22,552.33	1.45%	\$ 53,638.07	\$ 53,961.13	0.60%	\$ 8,095.58
MGS-S Customer 8700	5.61%	\$ 1,705.28	\$ 1,757.90	3.09%	\$ 8,502.83	\$ 8,555.45	0.62%	\$ 990.11
MGS-S Customer 8701	3.90%	\$ 3,818.70	\$ 3,883.27	1.69%	\$ 11,048.16	\$ 11,112.73	0.58%	\$ 1,719.46
MGS-S Customer 8702	3.31%	\$ 5,231.17	\$ 5,305.19	1.41%	\$ 17,328.95	\$ 17,402.97	0.43%	\$ 2,307.06
MGS-S Customer 8703	3.82%	\$ 4,619.58	\$ 4,692.23	1.57%	\$ 15,256.04	\$ 15,328.69	0.48%	\$ 1,973.79
MGS-S Customer 8704	3.20%	\$ 5,826.83	\$ 5,905.00	1.34%	\$ 17,042.38	\$ 17,120.55	0.46%	\$ 2,519.87
MGS-S Customer 8705	3.97%	\$ 7,571.10	\$ 7,683.38	1.48%	\$ 26,948.50	\$ 27,060.78	0.42%	\$ 2,940.14
MGS-S Customer 8706	3.88%	\$ 4,925.49	\$ 5,002.59	1.57%	\$ 17,791.58	\$ 17,868.68	0.43%	\$ 2,064.70
MGS-S Customer 8707	3.82%	\$ 7,340.57	\$ 7,450.21	1.49%	\$ 28,370.80	\$ 28,480.44	0.39%	\$ 2,980.40
MGS-S Customer 8708	4.05%	\$ 3,434.33	\$ 3,501.66	1.96%	\$ 9,193.22	\$ 9,260.55	0.73%	\$ 1,729.80
MGS-S Customer 8709	4.10%	\$ 3,701.26	\$ 3,772.67	1.93%	\$ 10,643.92	\$ 10,715.33	0.67%	\$ 1,814.53
MGS-S Customer 8710	4.67%	\$ 7,853.87	\$ 7,997.90	1.83%	\$ 19,517.91	\$ 19,661.94	0.74%	\$ 3,231.25
MGS-S Customer 8711	3.35%	\$ 6,240.62	\$ 6,321.08	1.29%	\$ 24,812.12	\$ 24,892.58	0.32%	\$ 2,479.35
MGS-S Customer 8712	2.19%	\$ 30,288.35	\$ 30,535.66	0.82%	\$ 67,328.06	\$ 67,575.37	0.37%	\$ 11,542.45
MGS-S Customer 8713	3.85%	\$ 8,982.20	\$ 9,114.26	1.47%	\$ 28,278.71	\$ 28,410.77	0.47%	\$ 3,564.42
MGS-S Customer 8714	3.87%	\$ 16,202.47	\$ 16,430.07	1.40%	\$ 31,833.74	\$ 32,061.34	0.71%	\$ 6,104.53
MGS-S Customer 8715	4.67%	\$ 3,344.45	\$ 3,420.15	2.26%	\$ 9,842.40	\$ 9,918.10	0.77%	\$ 1,695.41
MGS-S Customer 8716	4.01%	\$ 2,563.89	\$ 2,614.22	1.96%	\$ 6,634.30	\$ 6,684.63	0.76%	\$ 1,305.28
MGS-S Customer 8717	4.15%	\$ 5,715.88	\$ 5,814.92	1.73%	\$ 16,995.99	\$ 17,095.03	0.58%	\$ 2,485.74

Internal Use

Customer	Distribution % Difference	Delivery 8/24 Prices	Delivery 1/25 Prices	Delivery % Difference	Bundled 8/24 Prices	Bundled 1/25 Prices	Bundled % Difference	Distribution 1/25 Prices
MGS-S Customer 8718	3.90%	\$ 4,948.54	\$ 5,033.08	1.71%	\$ 11,324.00	\$ 11,408.54	0.75%	\$ 2,252.11
MGS-S Customer 8719	3.58%	\$ 8,032.19	\$ 8,143.81	1.39%	\$ 27,552.42	\$ 27,664.04	0.41%	\$ 3,230.28
MGS-S Customer 8720	3.49%	\$ 7,805.51	\$ 7,912.75	1.37%	\$ 22,899.17	\$ 23,006.41	0.47%	\$ 3,182.22
MGS-S Customer 8721	2.78%	\$ 8,203.81	\$ 8,293.97	1.10%	\$ 20,372.89	\$ 20,463.05	0.44%	\$ 3,336.56
MGS-S Customer 8722	3.90%	\$ 4,912.83	\$ 4,991.74	1.61%	\$ 12,135.21	\$ 12,214.12	0.65%	\$ 2,100.48
MGS-S Customer 8723	4.33%	\$ 2,550.45	\$ 2,609.80	2.33%	\$ 7,286.68	\$ 7,346.03	0.81%	\$ 1,430.03
MGS-S Customer 8724	1.99%	\$ 4,513.69	\$ 4,551.70	0.84%	\$ 11,936.26	\$ 11,974.27	0.32%	\$ 1,952.17
MGS-S Customer 8725	3.17%	\$ 3,231.40	\$ 3,278.13	1.45%	\$ 9,444.03	\$ 9,490.76	0.49%	\$ 1,519.87
MGS-S Customer 8726	4.62%	\$ 5,931.55	\$ 6,045.19	1.92%	\$ 15,447.31	\$ 15,560.95	0.74%	\$ 2,575.88
MGS-S Customer 8727	0.03%	\$ 32,390.55	\$ 32,394.86	0.01%	\$ 57,071.50	\$ 57,075.81	0.01%	\$ 14,168.78
MGS-S Customer 8728	3.34%	\$ 8,819.25	\$ 8,928.65	1.24%	\$ 26,869.94	\$ 26,979.34	0.41%	\$ 3,379.82
MGS-S Customer 8729	3.66%	\$ 3,870.63	\$ 3,936.80	1.71%	\$ 10,550.94	\$ 10,617.11	0.63%	\$ 1,873.69
MGS-S Customer 8730	3.66%	\$ 12,001.75	\$ 12,159.90	1.32%	\$ 50,759.87	\$ 50,918.02	0.31%	\$ 4,475.75
MGS-S Customer 8731	4.10%	\$ 4,279.96	\$ 4,358.62	1.84%	\$ 13,560.80	\$ 13,639.46	0.58%	\$ 1,999.49
MGS-S Customer 8732	4.81%	\$ 7,394.64	\$ 7,534.35	1.89%	\$ 22,578.00	\$ 22,717.71	0.62%	\$ 3,046.93
MGS-S Customer 8733	3.21%	\$ 17,900.76	\$ 18,098.74	1.11%	\$ 78,371.03	\$ 78,569.01	0.25%	\$ 6,368.51
MGS-S Customer 8734	4.10%	\$ 4,894.96	\$ 4,976.51	1.67%	\$ 15,474.40	\$ 15,555.95	0.53%	\$ 2,071.25
MGS-S Customer 8735	3.49%	\$ 11,486.77	\$ 11,633.56	1.28%	\$ 42,677.67	\$ 42,824.46	0.34%	\$ 4,348.71
MGS-S Customer 8736	2.96%	\$ 4,966.35	\$ 5,031.60	1.31%	\$ 9,463.77	\$ 9,529.02	0.69%	\$ 2,267.21
MGS-S Customer 8737	4.04%	\$ 3,475.69	\$ 3,543.25	1.94%	\$ 10,025.74	\$ 10,093.30	0.67%	\$ 1,738.55
MGS-S Customer 8738	3.62%	\$ 8,106.05	\$ 8,219.85	1.40%	\$ 26,846.66	\$ 26,960.46	0.42%	\$ 3,261.76
MGS-S Customer 8739	3.87%	\$ 3,873.92	\$ 3,943.29	1.79%	\$ 12,251.73	\$ 12,321.10	0.57%	\$ 1,863.59
MGS-S Customer 8740	3.15%	\$ 23,777.19	\$ 24,035.33	1.09%	\$ 79,099.09	\$ 79,357.23	0.33%	\$ 8,447.20
MGS-S Customer 8741	3.33%	\$ 12,052.97	\$ 12,200.62	1.23%	\$ 38,790.67	\$ 38,938.32	0.38%	\$ 4,575.77
MGS-S Customer 8742	4.59%	\$ 10,574.13	\$ 10,755.00	1.71%	\$ 29,921.94	\$ 30,102.81	0.60%	\$ 4,124.58
MGS-S Customer 8743	3.20%	\$ 6,588.67	\$ 6,674.63	1.30%	\$ 19,272.62	\$ 19,358.58	0.45%	\$ 2,774.31
MGS-S Customer 8744	2.67%	\$ 3,231.00	\$ 3,270.70	1.23%	\$ 7,934.89	\$ 7,974.59	0.50%	\$ 1,528.80
MGS-S Customer 8745	6.07%	\$ 5,556.26	\$ 5,698.02	2.55%	\$ 11,315.15	\$ 11,456.91	1.25%	\$ 2,479.00
MGS-S Customer 8746	3.53%	\$ 27,692.96	\$ 28,018.20	1.17%	\$ 123,464.19	\$ 123,789.43	0.26%	\$ 9,529.24
MGS-S Customer 8747	5.86%	\$ 3,470.66	\$ 3,566.28	2.76%	\$ 12,118.13	\$ 12,213.75	0.79%	\$ 1,728.27
MGS-S Customer 8748	4.91%	\$ 3,359.11	\$ 3,433.47	2.21%	\$ 6,922.54	\$ 6,996.90	1.07%	\$ 1,588.76
MGS-S Customer 8749	4.31%	\$ 7,347.02	\$ 7,471.46	1.69%	\$ 25,044.18	\$ 25,168.62	0.50%	\$ 3,009.39
MGS-S Customer 8750	3.84%	\$ 10,960.91	\$ 11,117.70	1.43%	\$ 31,378.46	\$ 31,535.25	0.50%	\$ 4,245.25
MGS-S Customer 8751	4.15%	\$ 5,583.88	\$ 5,681.65	1.75%	\$ 15,239.50	\$ 15,337.27	0.64%	\$ 2,451.32
MGS-S Customer 8752	3.51%	\$ 11,443.23	\$ 11,585.10	1.24%	\$ 44,959.05	\$ 45,100.92	0.32%	\$ 4,184.12
MGS-S Customer 8753	4.11%	\$ 4,437.16	\$ 4,517.96	1.82%	\$ 14,839.72	\$ 14,920.52	0.54%	\$ 2,046.34
MGS-S Customer 8754	3.82%	\$ 4,017.42	\$ 4,083.58	1.65%	\$ 10,029.97	\$ 10,096.13	0.66%	\$ 1,797.00
MGS-S Customer 8755	3.72%	\$ 2,957.93	\$ 3,009.53	1.74%	\$ 7,701.47	\$ 7,753.07	0.67%	\$ 1,436.87
MGS-S Customer 8756	3.47%	\$ 5,478.42	\$ 5,559.06	1.47%	\$ 15,768.55	\$ 15,849.19	0.51%	\$ 2,406.63
MGS-S Customer 8757	3.05%	\$ 28,863.87	\$ 29,158.25	1.02%	\$ 121,563.70	\$ 121,858.08	0.24%	\$ 9,948.33

Customer	Distribution % Difference	Delivery 8/24 Prices	Delivery 1/25 Prices	Delivery % Difference	Bundled 8/24 Prices	Bundled 1/25 Prices	Bundled % Difference	Distribution 1/25 Prices
MGS-S Customer 8758	3.74%	\$ 6,031.23	\$ 6,124.53	1.55%	\$ 18,222.59	\$ 18,315.89	0.51%	\$ 2,586.93
MGS-S Customer 8759	3.59%	\$ 4,925.33	\$ 5,002.49	1.57%	\$ 13,627.65	\$ 13,704.81	0.57%	\$ 2,226.07
MGS-S Customer 8760	4.11%	\$ 4,727.46	\$ 4,807.83	1.70%	\$ 11,894.08	\$ 11,974.45	0.68%	\$ 2,037.19
MGS-S Customer 8761	5.70%	\$ 2,430.29	\$ 2,506.07	3.12%	\$ 5,302.31	\$ 5,378.09	1.43%	\$ 1,405.32
MGS-S Customer 8762	3.79%	\$ 5,851.01	\$ 5,939.04	1.50%	\$ 14,942.17	\$ 15,030.20	0.59%	\$ 2,413.29
MGS-S Customer 8763	4.02%	\$ 5,181.23	\$ 5,269.38	1.70%	\$ 18,877.67	\$ 18,965.82	0.47%	\$ 2,281.69
MGS-S Customer 8764	3.43%	\$ 19,602.65	\$ 19,834.55	1.18%	\$ 76,734.48	\$ 76,966.38	0.30%	\$ 6,987.20
MGS-S Customer 8765	3.66%	\$ 7,077.94	\$ 7,180.25	1.45%	\$ 26,521.05	\$ 26,623.36	0.39%	\$ 2,899.27
MGS-S Customer 8766	4.00%	\$ 7,093.02	\$ 7,205.37	1.58%	\$ 24,274.62	\$ 24,386.97	0.46%	\$ 2,922.63
MGS-S Customer 8767	3.93%	\$ 4,028.52	\$ 4,101.83	1.82%	\$ 9,764.56	\$ 9,837.87	0.75%	\$ 1,936.45
MGS-S Customer 8768	3.64%	\$ 5,263.25	\$ 5,341.44	1.49%	\$ 12,068.79	\$ 12,146.98	0.65%	\$ 2,224.25
MGS-S Customer 8769	1.21%	\$ 2,362.32	\$ 2,377.05	0.62%	\$ 5,059.17	\$ 5,073.90	0.29%	\$ 1,237.45
MGS-S Customer 8770	3.40%	\$ 8,952.31	\$ 9,069.90	1.31%	\$ 25,385.71	\$ 25,503.30	0.46%	\$ 3,571.06
MGS-S Customer 8771	4.19%	\$ 7,189.16	\$ 7,302.43	1.58%	\$ 25,237.33	\$ 25,350.60	0.45%	\$ 2,817.84
MGS-S Customer 8772	3.68%	\$ 4,687.88	\$ 4,763.95	1.62%	\$ 13,161.67	\$ 13,237.74	0.58%	\$ 2,145.45
MGS-S Customer 8773	3.18%	\$ 7,163.56	\$ 7,251.29	1.22%	\$ 19,176.60	\$ 19,264.33	0.46%	\$ 2,845.85
MGS-S Customer 8774	1.64%	\$ 2,666.93	\$ 2,688.55	0.81%	\$ 5,974.75	\$ 5,996.37	0.36%	\$ 1,339.85
MGS-S Customer 8775	3.21%	\$ 3,246.58	\$ 3,294.81	1.49%	\$ 5,949.26	\$ 5,997.49	0.81%	\$ 1,550.17
MGS-S Customer 8776	3.59%	\$ 4,526.71	\$ 4,599.38	1.61%	\$ 11,565.35	\$ 11,638.02	0.63%	\$ 2,099.15
MGS-S Customer 8777	2.45%	\$ 7,790.31	\$ 7,866.55	0.98%	\$ 20,071.37	\$ 20,147.61	0.38%	\$ 3,189.90
MGS-S Customer 8778	2.92%	\$ 4,763.42	\$ 4,821.39	1.22%	\$ 11,747.90	\$ 11,805.87	0.49%	\$ 2,045.92
MGS-S Customer 8779	3.85%	\$ 5,477.13	\$ 5,566.75	1.64%	\$ 14,600.06	\$ 14,689.68	0.61%	\$ 2,416.40
MGS-S Customer 8780	4.21%	\$ 4,955.15	\$ 5,046.03	1.83%	\$ 12,309.16	\$ 12,400.04	0.74%	\$ 2,248.91
MGS-S Customer 8781	4.23%	\$ 5,116.26	\$ 5,208.83	1.81%	\$ 15,561.44	\$ 15,654.01	0.59%	\$ 2,283.14
MGS-S Customer 8782	4.84%	\$ 2,006.72	\$ 2,064.91	2.90%	\$ 4,237.15	\$ 4,295.34	1.37%	\$ 1,259.68
MGS-S Customer 8783	4.25%	\$ 3,808.69	\$ 3,884.22	1.98%	\$ 10,751.12	\$ 10,826.65	0.70%	\$ 1,852.54
MGS-S Customer 8784	4.16%	\$ 4,077.73	\$ 4,151.00	1.80%	\$ 8,131.80	\$ 8,205.07	0.90%	\$ 1,833.20
MGS-S Customer 8785	4.05%	\$ 4,429.10	\$ 4,509.62	1.82%	\$ 11,242.87	\$ 11,323.39	0.72%	\$ 2,068.78
MGS-S Customer 8786	3.82%	\$ 17,901.06	\$ 18,137.46	1.32%	\$ 70,668.02	\$ 70,904.42	0.33%	\$ 6,431.41
MGS-S Customer 8787	2.86%	\$ 35,415.47	\$ 35,769.62	1.00%	\$ 53,898.76	\$ 54,252.91	0.66%	\$ 12,746.57
MGS-S Customer 8788	3.92%	\$ 7,074.37	\$ 7,184.64	1.56%	\$ 23,151.27	\$ 23,261.54	0.48%	\$ 2,923.51
MGS-S Customer 8789	4.09%	\$ 7,847.41	\$ 7,970.76	1.57%	\$ 31,177.54	\$ 31,300.89	0.40%	\$ 3,142.25
MGS-S Customer 8790	2.38%	\$ 34,182.62	\$ 34,466.22	0.83%	\$ 132,906.43	\$ 133,190.03	0.21%	\$ 12,175.66
MGS-S Customer 8791	6.01%	\$ 3,760.56	\$ 3,857.84	2.59%	\$ 9,559.33	\$ 9,656.61	1.02%	\$ 1,716.72
MGS-S Customer 8792	3.55%	\$ 7,939.77	\$ 8,044.18	1.32%	\$ 29,769.04	\$ 29,873.45	0.35%	\$ 3,048.42
MGS-S Customer 8793	3.92%	\$ 3,840.70	\$ 3,904.59	1.66%	\$ 15,532.96	\$ 15,596.85	0.41%	\$ 1,695.47
MGS-S Customer 8794	3.71%	\$ 7,193.70	\$ 7,300.24	1.48%	\$ 21,676.85	\$ 21,783.39	0.49%	\$ 2,975.12
MGS-S Customer 8795	1.88%	\$ 6,271.47	\$ 6,318.12	0.74%	\$ 18,031.49	\$ 18,078.14	0.26%	\$ 2,530.48
MGS-S Customer 8796	4.07%	\$ 4,979.41	\$ 5,060.99	1.64%	\$ 17,633.77	\$ 17,715.35	0.46%	\$ 2,085.80
MGS-S Customer 8797	3.71%	\$ 8,821.87	\$ 8,943.72	1.38%	\$ 24,032.19	\$ 24,154.04	0.51%	\$ 3,403.50

Customer	Distribution % Difference	Delivery 8/24 Prices	Delivery 1/25 Prices	Delivery % Difference	Bundled 8/24 Prices	Bundled 1/25 Prices	Bundled % Difference	Distribution 1/25 Prices
MGS-S Customer 8798	3.70%	\$ 7,079.21	\$ 7,184.61	1.49%	\$ 18,528.43	\$ 18,633.83	0.57%	\$ 2,956.70
MGS-S Customer 8799	3.92%	\$ 8,178.57	\$ 8,303.17	1.52%	\$ 25,435.35	\$ 25,559.95	0.49%	\$ 3,299.65
MGS-S Customer 8800	3.64%	\$ 5,748.54	\$ 5,835.98	1.52%	\$ 17,676.52	\$ 17,763.96	0.49%	\$ 2,489.88
MGS-S Customer 8801	3.74%	\$ 13,553.89	\$ 13,735.94	1.34%	\$ 48,591.70	\$ 48,773.75	0.37%	\$ 5,043.20
MGS-S Customer 8802	3.62%	\$ 10,628.89	\$ 10,773.40	1.36%	\$ 30,273.10	\$ 30,417.61	0.48%	\$ 4,133.32
MGS-S Customer 8803	4.12%	\$ 4,689.59	\$ 4,773.78	1.80%	\$ 16,342.43	\$ 16,426.62	0.52%	\$ 2,125.45
MGS-S Customer 8804	3.64%	\$ 4,406.90	\$ 4,473.94	1.52%	\$ 13,691.74	\$ 13,758.78	0.49%	\$ 1,908.63
MGS-S Customer 8805	3.32%	\$ 3,975.52	\$ 4,032.71	1.44%	\$ 10,434.62	\$ 10,491.81	0.55%	\$ 1,777.39
MGS-S Customer 8806	4.02%	\$ 4,649.62	\$ 4,732.38	1.78%	\$ 12,354.76	\$ 12,437.52	0.67%	\$ 2,139.14
MGS-S Customer 8807	2.93%	\$ 9,297.60	\$ 9,401.19	1.11%	\$ 31,869.93	\$ 31,973.52	0.33%	\$ 3,643.93
MGS-S Customer 8808	3.94%	\$ 12,150.40	\$ 12,320.12	1.40%	\$ 39,245.74	\$ 39,415.46	0.43%	\$ 4,479.71
MGS-S Customer 8809	5.66%	\$ 2,688.58	\$ 2,757.62	2.57%	\$ 15,881.12	\$ 15,950.16	0.43%	\$ 1,288.23
MGS-S Customer 8810	3.70%	\$ 7,746.10	\$ 7,858.40	1.45%	\$ 24,679.98	\$ 24,792.28	0.46%	\$ 3,149.87
MGS-S Customer 8811	2.67%	\$ 3,131.35	\$ 3,170.78	1.26%	\$ 4,793.43	\$ 4,832.86	0.82%	\$ 1,515.76
MGS-S Customer 8812	3.71%	\$ 6,167.49	\$ 6,262.70	1.54%	\$ 14,623.00	\$ 14,718.21	0.65%	\$ 2,660.72
MGS-S Customer 8813	3.60%	\$ 10,886.93	\$ 11,029.60	1.31%	\$ 47,021.67	\$ 47,164.34	0.30%	\$ 4,105.85
MGS-S Customer 8814	4.48%	\$ 3,853.33	\$ 3,933.71	2.09%	\$ 9,827.03	\$ 9,907.41	0.82%	\$ 1,875.85
MGS-S Customer 8815	3.74%	\$ 10,438.67	\$ 10,585.63	1.41%	\$ 28,181.53	\$ 28,328.49	0.52%	\$ 4,081.58
MGS-S Customer 8816	3.30%	\$ 16,523.67	\$ 16,716.27	1.17%	\$ 56,781.05	\$ 56,973.65	0.34%	\$ 6,034.20
MGS-S Customer 8817	3.99%	\$ 4,437.62	\$ 4,516.25	1.77%	\$ 14,620.23	\$ 14,698.86	0.54%	\$ 2,047.57
MGS-S Customer 8818	4.11%	\$ 3,904.11	\$ 3,978.67	1.91%	\$ 10,362.29	\$ 10,436.85	0.72%	\$ 1,888.68
MGS-S Customer 8819	5.16%	\$ 717.69	\$ 750.16	4.52%	\$ 5,033.89	\$ 5,066.36	0.65%	\$ 662.11
MGS-S Customer 8820	3.31%	\$ 33,200.29	\$ 33,567.88	1.11%	\$ 125,260.24	\$ 125,627.83	0.29%	\$ 11,466.41
MGS-S Customer 8821	3.05%	\$ 16,159.04	\$ 16,333.88	1.08%	\$ 57,065.43	\$ 57,240.27	0.31%	\$ 5,899.78
MGS-S Customer 8822	3.96%	\$ 4,455.22	\$ 4,536.14	1.82%	\$ 14,546.99	\$ 14,627.91	0.56%	\$ 2,126.89
MGS-S Customer 8823	3.10%	\$ 17,175.43	\$ 17,363.12	1.09%	\$ 59,932.89	\$ 60,120.58	0.31%	\$ 6,244.41
MGS-S Customer 8824	3.73%	\$ 5,151.60	\$ 5,230.76	1.54%	\$ 9,833.67	\$ 9,912.83	0.80%	\$ 2,200.88
MGS-S Customer 8825	3.36%	\$ 6,691.64	\$ 6,782.81	1.36%	\$ 19,937.43	\$ 20,028.60	0.46%	\$ 2,807.06
MGS-S Customer 8826	2.97%	\$ 21,246.37	\$ 21,468.35	1.04%	\$ 70,078.09	\$ 70,300.07	0.32%	\$ 7,695.23
MGS-S Customer 8827	1.64%	\$ 26,423.45	\$ 26,587.90	0.62%	\$ 75,643.67	\$ 75,808.12	0.22%	\$ 10,170.88
MGS-S Customer 8828	3.78%	\$ 6,182.25	\$ 6,279.89	1.58%	\$ 12,765.21	\$ 12,862.85	0.76%	\$ 2,679.55
MGS-S Customer 8829	3.74%	\$ 2,637.80	\$ 2,684.93	1.79%	\$ 10,090.99	\$ 10,138.12	0.47%	\$ 1,306.26
MGS-S Customer 8830	4.01%	\$ 3,876.01	\$ 3,948.56	1.87%	\$ 9,950.27	\$ 10,022.82	0.73%	\$ 1,881.24
MGS-S Customer 8831	3.79%	\$ 4,448.98	\$ 4,524.26	1.69%	\$ 12,780.29	\$ 12,855.57	0.59%	\$ 2,063.79
MGS-S Customer 8832	4.13%	\$ 6,579.10	\$ 6,689.86	1.68%	\$ 17,392.67	\$ 17,503.43	0.64%	\$ 2,789.69
MGS-S Customer 8833	2.02%	\$ 8,003.62	\$ 8,068.27	0.81%	\$ 20,772.81	\$ 20,837.46	0.31%	\$ 3,257.54
MGS-S Customer 8834	3.54%	\$ 4,225.33	\$ 4,289.95	1.53%	\$ 7,468.82	\$ 7,533.44	0.87%	\$ 1,887.95
MGS-S Customer 8835	5.82%	\$ 3,111.24	\$ 3,200.83	2.88%	\$ 7,885.98	\$ 7,975.57	1.14%	\$ 1,630.11
MGS-S Customer 8836	4.00%	\$ 4,142.86	\$ 4,213.58	1.71%	\$ 10,701.14	\$ 10,771.86	0.66%	\$ 1,837.48
MGS-S Customer 8837	2.52%	\$ 4,686.12	\$ 4,735.63	1.06%	\$ 12,686.52	\$ 12,736.03	0.39%	\$ 2,010.19

Internal Use

Customer	Distribution % Difference	Delivery 8/24 Prices	Delivery 1/25 Prices	Delivery % Difference	Bundled 8/24 Prices	Bundled 1/25 Prices	Bundled % Difference	Distribution 1/25 Prices
MGS-S Customer 8838	3.79%	\$ 14,601.88	\$ 14,794.01	1.32%	\$ 70,558.40	\$ 70,750.53	0.27%	\$ 5,259.94
MGS-S Customer 8839	2.92%	\$ 3,488.32	\$ 3,538.25	1.43%	\$ 6,816.02	\$ 6,865.95	0.73%	\$ 1,761.70
MGS-S Customer 8840	3.36%	\$ 63,237.17	\$ 63,938.76	1.11%	\$ 205,529.71	\$ 206,231.30	0.34%	\$ 21,558.12
MGS-S Customer 8841	2.37%	\$ 4,024.19	\$ 4,065.96	1.04%	\$ 8,585.60	\$ 8,627.37	0.49%	\$ 1,804.14
MGS-S Customer 8842	3.87%	\$ 3,699.40	\$ 3,761.14	1.67%	\$ 13,962.33	\$ 14,024.07	0.44%	\$ 1,656.27
MGS-S Customer 8843	3.93%	\$ 4,066.48	\$ 4,134.11	1.66%	\$ 14,003.53	\$ 14,071.16	0.48%	\$ 1,786.62
MGS-S Customer 8844	3.36%	\$ 3,392.35	\$ 3,444.09	1.53%	\$ 7,668.44	\$ 7,720.18	0.67%	\$ 1,590.20
MGS-S Customer 8845	3.39%	\$ 11,007.80	\$ 11,145.20	1.25%	\$ 41,100.28	\$ 41,237.68	0.33%	\$ 4,188.98
MGS-S Customer 8846	3.40%	\$ 8,263.99	\$ 8,368.62	1.27%	\$ 27,059.11	\$ 27,163.74	0.39%	\$ 3,181.79
MGS-S Customer 8847	4.28%	\$ 4,327.76	\$ 4,405.71	1.80%	\$ 11,355.66	\$ 11,433.61	0.69%	\$ 1,899.62
MGS-S Customer 8848	4.79%	\$ 6,219.05	\$ 6,333.89	1.85%	\$ 20,237.26	\$ 20,352.10	0.57%	\$ 2,511.61
MGS-S Customer 8849	3.84%	\$ 2,598.78	\$ 2,646.89	1.85%	\$ 8,921.22	\$ 8,969.33	0.54%	\$ 1,300.97
MGS-S Customer 8850	3.66%	\$ 13,702.71	\$ 13,878.36	1.28%	\$ 47,445.00	\$ 47,620.65	0.37%	\$ 4,970.20
MGS-S Customer 8851	3.96%	\$ 5,068.04	\$ 5,149.36	1.60%	\$ 14,979.84	\$ 15,061.16	0.54%	\$ 2,135.66
MGS-S Customer 8852	4.22%	\$ 2,744.98	\$ 2,805.56	2.21%	\$ 7,803.55	\$ 7,864.13	0.78%	\$ 1,495.20
MGS-S Customer 8853	3.26%	\$ 5,744.08	\$ 5,822.93	1.37%	\$ 15,781.00	\$ 15,859.85	0.50%	\$ 2,499.75
MGS-S Customer 8854	3.45%	\$ 6,154.77	\$ 6,237.74	1.35%	\$ 19,307.43	\$ 19,390.40	0.43%	\$ 2,488.44
MGS-S Customer 8855	4.30%	\$ 10,569.85	\$ 10,740.29	1.61%	\$ 27,643.13	\$ 27,813.57	0.62%	\$ 4,136.81
MGS-S Customer 8856	3.84%	\$ 7,045.70	\$ 7,155.39	1.56%	\$ 22,096.51	\$ 22,206.20	0.50%	\$ 2,964.43
MGS-S Customer 8857	3.59%	\$ 22,080.78	\$ 22,356.31	1.25%	\$ 66,392.23	\$ 66,667.76	0.42%	\$ 7,942.86
MGS-S Customer 8858	5.19%	\$ 681.23	\$ 714.74	4.92%	\$ 841.54	\$ 875.05	3.98%	\$ 679.02
MGS-S Customer 8859	4.31%	\$ 3,725.15	\$ 3,800.39	2.02%	\$ 11,144.18	\$ 11,219.42	0.68%	\$ 1,820.27
MGS-S Customer 8860	3.13%	\$ 12,991.69	\$ 13,143.67	1.17%	\$ 23,531.37	\$ 23,683.35	0.65%	\$ 5,014.96
MGS-S Customer 8861	2.92%	\$ 14,813.70	\$ 14,969.90	1.05%	\$ 45,445.50	\$ 45,601.70	0.34%	\$ 5,503.49
MGS-S Customer 8862	5.01%	\$ 5,661.04	\$ 5,778.92	2.08%	\$ 16,715.36	\$ 16,833.24	0.71%	\$ 2,472.58
MGS-S Customer 8863	5.17%	\$ 14,454.55	\$ 14,717.20	1.82%	\$ 53,176.22	\$ 53,438.87	0.49%	\$ 5,346.13
MGS-S Customer 8864	3.46%	\$ 4,579.25	\$ 4,645.67	1.45%	\$ 11,017.44	\$ 11,083.86	0.60%	\$ 1,988.05
MGS-S Customer 8865	3.48%	\$ 4,389.64	\$ 4,458.62	1.57%	\$ 11,141.82	\$ 11,210.80	0.62%	\$ 2,053.02
MGS-S Customer 8866	1.49%	\$ 28,389.99	\$ 28,537.74	0.52%	\$ 80,713.61	\$ 80,861.36	0.18%	\$ 10,036.55
MGS-S Customer 8867	3.70%	\$ 9,630.53	\$ 9,762.10	1.37%	\$ 25,007.56	\$ 25,139.13	0.53%	\$ 3,683.70
MGS-S Customer 8868	3.91%	\$ 4,415.87	\$ 4,487.94	1.63%	\$ 13,646.55	\$ 13,718.62	0.53%	\$ 1,913.22
MGS-S Customer 8869	3.84%	\$ 22,651.04	\$ 22,948.15	1.31%	\$ 81,428.27	\$ 81,725.38	0.36%	\$ 8,042.66
MGS-S Customer 8870	4.19%	\$ 3,871.77	\$ 3,947.12	1.95%	\$ 10,672.74	\$ 10,748.09	0.71%	\$ 1,875.28
MGS-S Customer 8871	3.80%	\$ 6,475.47	\$ 6,575.14	1.54%	\$ 21,072.31	\$ 21,171.98	0.47%	\$ 2,724.79
MGS-S Customer 8872	3.75%	\$ 9,030.77	\$ 9,159.01	1.42%	\$ 33,354.88	\$ 33,483.12	0.38%	\$ 3,544.93
MGS-S Customer 8873	3.51%	\$ 6,293.95	\$ 6,385.22	1.45%	\$ 15,937.80	\$ 16,029.07	0.57%	\$ 2,695.14
MGS-S Customer 8874	4.05%	\$ 3,632.42	\$ 3,696.73	1.77%	\$ 11,262.83	\$ 11,327.14	0.57%	\$ 1,652.26
MGS-S Customer 8875	4.05%	\$ 5,003.65	\$ 5,085.95	1.64%	\$ 14,530.95	\$ 14,613.25	0.57%	\$ 2,116.36
MGS-S Customer 8876	3.63%	\$ 10,554.59	\$ 10,697.93	1.36%	\$ 32,858.86	\$ 33,002.20	0.44%	\$ 4,088.67
MGS-S Customer 8877	3.23%	\$ 9,275.24	\$ 9,390.78	1.25%	\$ 24,252.92	\$ 24,368.46	0.48%	\$ 3,692.36

Internal Use

Customer	Distribution % Difference	Delivery 8/24 Prices	Delivery 1/25 Prices	Delivery % Difference	Bundled 8/24 Prices	Bundled 1/25 Prices	Bundled % Difference	Distribution 1/25 Prices
MGS-S Customer 8878	4.44%	\$ 19,923.75	\$ 20,233.60	1.56%	\$ 53,101.53	\$ 53,411.38	0.58%	\$ 7,284.11
MGS-S Customer 8879	3.39%	\$ 11,358.24	\$ 11,499.41	1.24%	\$ 42,160.53	\$ 42,301.70	0.33%	\$ 4,305.82
MGS-S Customer 8880	3.70%	\$ 4,974.92	\$ 5,055.15	1.61%	\$ 12,708.28	\$ 12,788.51	0.63%	\$ 2,250.70
MGS-S Customer 8881	3.87%	\$ 8,235.79	\$ 8,351.92	1.41%	\$ 35,572.57	\$ 35,688.70	0.33%	\$ 3,114.44
MGS-S Customer 8882	5.48%	\$ 1,223.37	\$ 1,268.21	3.67%	\$ 2,136.57	\$ 2,181.41	2.10%	\$ 863.43
MGS-S Customer 8883	3.50%	\$ 7,305.18	\$ 7,405.66	1.38%	\$ 27,832.76	\$ 27,933.24	0.36%	\$ 2,969.69
MGS-S Customer 8884	4.03%	\$ 3,581.00	\$ 3,649.65	1.92%	\$ 10,328.50	\$ 10,397.15	0.66%	\$ 1,773.77
MGS-S Customer 8885	3.88%	\$ 5,804.74	\$ 5,894.42	1.54%	\$ 14,767.92	\$ 14,857.60	0.61%	\$ 2,398.58
MGS-S Customer 8886	3.67%	\$ 7,103.63	\$ 7,202.24	1.39%	\$ 25,102.67	\$ 25,201.28	0.39%	\$ 2,785.40
MGS-S Customer 8887	5.01%	\$ 9,432.25	\$ 9,604.44	1.83%	\$ 26,494.10	\$ 26,666.29	0.65%	\$ 3,612.39
MGS-S Customer 8888	3.98%	\$ 5,020.96	\$ 5,101.91	1.61%	\$ 15,812.02	\$ 15,892.97	0.51%	\$ 2,113.14
MGS-S Customer 8889	5.58%	\$ 3,804.82	\$ 3,902.13	2.56%	\$ 12,744.35	\$ 12,841.66	0.76%	\$ 1,841.97
MGS-S Customer 8890	3.45%	\$ 23,957.24	\$ 24,233.98	1.16%	\$ 109,115.67	\$ 109,392.41	0.25%	\$ 8,303.33
MGS-S Customer 8891	1.93%	\$ 17,377.81	\$ 17,511.11	0.77%	\$ 40,193.98	\$ 40,327.28	0.33%	\$ 7,052.18
MGS-S Customer 8892	3.95%	\$ 3,855.50	\$ 3,921.41	1.71%	\$ 10,684.47	\$ 10,750.38	0.62%	\$ 1,735.28
MGS-S Customer 8893	3.80%	\$ 3,471.08	\$ 3,529.73	1.69%	\$ 10,397.51	\$ 10,456.16	0.56%	\$ 1,600.25
MGS-S Customer 8894	3.18%	\$ 20,275.86	\$ 20,514.32	1.18%	\$ 50,715.70	\$ 50,954.16	0.47%	\$ 7,739.34
MGS-S Customer 8895	4.68%	\$ 12,952.23	\$ 13,173.10	1.71%	\$ 34,762.88	\$ 34,983.75	0.64%	\$ 4,937.24
MGS-S Customer 8896	3.59%	\$ 6,301.37	\$ 6,395.39	1.49%	\$ 14,000.91	\$ 14,094.93	0.67%	\$ 2,712.01
MGS-S Customer 8897	4.30%	\$ 12,054.01	\$ 12,243.95	1.58%	\$ 35,043.86	\$ 35,233.80	0.54%	\$ 4,611.92
MGS-S Customer 8898	4.35%	\$ 4,099.34	\$ 4,179.30	1.95%	\$ 16,339.26	\$ 16,419.22	0.49%	\$ 1,916.57
MGS-S Customer 8899	3.73%	\$ 5,639.71	\$ 5,723.93	1.49%	\$ 14,647.34	\$ 14,731.56	0.57%	\$ 2,340.07
MGS-S Customer 8900	4.62%	\$ 4,014.02	\$ 4,099.82	2.14%	\$ 8,771.96	\$ 8,857.76	0.98%	\$ 1,941.11
MGS-S Customer 8901	5.52%	\$ 1,691.62	\$ 1,752.29	3.59%	\$ 2,779.07	\$ 2,839.74	2.18%	\$ 1,159.48
MGS-S Customer 8902	3.94%	\$ 4,230.46	\$ 4,305.18	1.77%	\$ 15,282.04	\$ 15,356.76	0.49%	\$ 1,969.05
MGS-S Customer 8903	4.24%	\$ 3,630.27	\$ 3,702.36	1.99%	\$ 13,302.35	\$ 13,374.44	0.54%	\$ 1,770.94
MGS-S Customer 8904	3.93%	\$ 5,540.78	\$ 5,631.10	1.63%	\$ 21,950.30	\$ 22,040.62	0.41%	\$ 2,387.21
MGS-S Customer 8905	3.95%	\$ 3,648.67	\$ 3,711.75	1.73%	\$ 10,808.32	\$ 10,871.40	0.58%	\$ 1,660.91
MGS-S Customer 8906	3.37%	\$ 7,852.48	\$ 7,955.41	1.31%	\$ 29,023.25	\$ 29,126.18	0.35%	\$ 3,154.67
MGS-S Customer 8907	3.56%	\$ 24,278.18	\$ 24,582.92	1.26%	\$ 77,753.58	\$ 78,058.32	0.39%	\$ 8,875.07
MGS-S Customer 8908	3.62%	\$ 5,326.16	\$ 5,408.56	1.55%	\$ 15,211.45	\$ 15,293.85	0.54%	\$ 2,357.30
MGS-S Customer 8909	3.62%	\$ 15,377.37	\$ 15,577.26	1.30%	\$ 44,967.09	\$ 45,166.98	0.44%	\$ 5,715.16
MGS-S Customer 8910	4.78%	\$ 3,779.97	\$ 3,857.89	2.06%	\$ 11,338.40	\$ 11,416.32	0.69%	\$ 1,706.73
MGS-S Customer 8911	2.19%	\$ 4,713.87	\$ 4,757.13	0.92%	\$ 12,653.94	\$ 12,697.20	0.34%	\$ 2,018.81
MGS-S Customer 8912	3.99%	\$ 4,344.82	\$ 4,419.08	1.71%	\$ 6,726.87	\$ 6,801.13	1.10%	\$ 1,937.42
MGS-S Customer 8913	4.57%	\$ 8,092.48	\$ 8,235.97	1.77%	\$ 24,080.25	\$ 24,223.74	0.60%	\$ 3,283.06
MGS-S Customer 8914	6.18%	\$ 8,115.46	\$ 8,302.90	2.31%	\$ 35,223.37	\$ 35,410.81	0.53%	\$ 3,222.42
MGS-S Customer 8915	3.31%	\$ 6,287.82	\$ 6,369.48	1.30%	\$ 17,889.01	\$ 17,970.67	0.46%	\$ 2,545.02
MGS-S Customer 8916	4.09%	\$ 6,669.45	\$ 6,774.93	1.58%	\$ 18,329.83	\$ 18,435.31	0.58%	\$ 2,681.66
MGS-S Customer 8917	3.97%	\$ 4,876.40	\$ 4,955.53	1.62%	\$ 14,467.24	\$ 14,546.37	0.55%	\$ 2,071.27

Internal Use

Customer	Distribution % Difference	Delivery 8/24 Prices	Delivery 1/25 Prices	Delivery % Difference	Bundled 8/24 Prices	Bundled 1/25 Prices	Bundled % Difference	Distribution 1/25 Prices
MGS-S Customer 8918	3.85%	\$ 4,229.56	\$ 4,303.76	1.75%	\$ 10,726.36	\$ 10,800.56	0.69%	\$ 2,000.71
MGS-S Customer 8919	4.48%	\$ 4,829.50	\$ 4,923.80	1.95%	\$ 12,855.38	\$ 12,949.68	0.73%	\$ 2,201.55
MGS-S Customer 8920	4.04%	\$ 3,993.84	\$ 4,062.54	1.72%	\$ 12,746.32	\$ 12,815.02	0.54%	\$ 1,770.12
MGS-S Customer 8921	4.45%	\$ 9,162.79	\$ 9,317.36	1.69%	\$ 28,435.99	\$ 28,590.56	0.54%	\$ 3,631.94
MGS-S Customer 8922	3.47%	\$ 8,753.38	\$ 8,869.96	1.33%	\$ 29,165.44	\$ 29,282.02	0.40%	\$ 3,474.12
MGS-S Customer 8923	3.89%	\$ 6,644.76	\$ 6,741.15	1.45%	\$ 32,243.48	\$ 32,339.87	0.30%	\$ 2,572.94
MGS-S Customer 8924	3.76%	\$ 5,703.62	\$ 5,787.69	1.47%	\$ 20,889.03	\$ 20,973.10	0.40%	\$ 2,318.59
MGS-S Customer 8925	5.31%	\$ 1,108.53	\$ 1,157.03	4.38%	\$ 1,345.51	\$ 1,394.01	3.60%	\$ 961.44
MGS-S Customer 8926	3.90%	\$ 4,196.49	\$ 4,266.05	1.66%	\$ 11,287.81	\$ 11,357.37	0.62%	\$ 1,851.98
MGS-S Customer 8927	5.30%	\$ 1,100.32	\$ 1,148.40	4.37%	\$ 1,882.45	\$ 1,930.53	2.55%	\$ 954.67
MGS-S Customer 8928	3.29%	\$ 16,653.36	\$ 16,842.41	1.14%	\$ 78,268.90	\$ 78,457.95	0.24%	\$ 5,927.75
MGS-S Customer 8929	2.89%	\$ 5,289.88	\$ 5,356.24	1.25%	\$ 11,745.43	\$ 11,811.79	0.56%	\$ 2,365.37
MGS-S Customer 8930	3.64%	\$ 8,586.22	\$ 8,704.58	1.38%	\$ 35,066.60	\$ 35,184.96	0.34%	\$ 3,374.05
MGS-S Customer 8931	3.43%	\$ 26,550.55	\$ 26,859.84	1.16%	\$ 95,191.02	\$ 95,500.31	0.32%	\$ 9,322.35
MGS-S Customer 8932	4.06%	\$ 3,972.27	\$ 4,046.88	1.88%	\$ 10,165.36	\$ 10,239.97	0.73%	\$ 1,914.10
MGS-S Customer 8933	3.99%	\$ 4,338.94	\$ 4,416.41	1.79%	\$ 13,689.02	\$ 13,766.49	0.57%	\$ 2,019.10
MGS-S Customer 8934	4.35%	\$ 6,674.02	\$ 6,788.75	1.72%	\$ 27,184.35	\$ 27,299.08	0.42%	\$ 2,755.04
MGS-S Customer 8935	3.46%	\$ 52,904.98	\$ 53,486.04	1.10%	\$ 280,257.68	\$ 280,838.74	0.21%	\$ 17,364.62
MGS-S Customer 8936	3.88%	\$ 35,976.36	\$ 36,460.44	1.35%	\$ 72,211.65	\$ 72,695.73	0.67%	\$ 12,952.46
MGS-S Customer 8937	5.93%	\$ 3,934.28	\$ 4,041.98	2.74%	\$ 7,771.37	\$ 7,879.07	1.39%	\$ 1,924.92
MGS-S Customer 8938	3.34%	\$ 5,846.64	\$ 5,924.80	1.34%	\$ 13,501.28	\$ 13,579.44	0.58%	\$ 2,419.71
MGS-S Customer 8939	4.66%	\$ 3,237.52	\$ 3,305.86	2.11%	\$ 8,425.43	\$ 8,493.77	0.81%	\$ 1,534.00
MGS-S Customer 8940	3.72%	\$ 34,182.07	\$ 34,604.43	1.24%	\$ 132,028.33	\$ 132,450.69	0.32%	\$ 11,776.81
MGS-S Customer 8941	4.77%	\$ 2,419.79	\$ 2,476.99	2.36%	\$ 6,451.24	\$ 6,508.44	0.89%	\$ 1,257.32
MGS-S Customer 8942	4.07%	\$ 7,458.97	\$ 7,580.69	1.63%	\$ 16,226.31	\$ 16,348.03	0.75%	\$ 3,110.34
MGS-S Customer 8943	3.75%	\$ 5,496.84	\$ 5,579.19	1.50%	\$ 16,291.10	\$ 16,373.45	0.51%	\$ 2,277.74
MGS-S Customer 8944	4.50%	\$ 4,796.58	\$ 4,885.54	1.85%	\$ 11,393.82	\$ 11,482.78	0.78%	\$ 2,066.98
MGS-S Customer 8945	4.21%	\$ 10,675.11	\$ 10,844.61	1.59%	\$ 24,724.97	\$ 24,894.47	0.69%	\$ 4,194.24
MGS-S Customer 8946	4.87%	\$ 11,328.77	\$ 11,527.62	1.76%	\$ 27,005.75	\$ 27,204.60	0.74%	\$ 4,282.91
MGS-S Customer 8947	3.54%	\$ 7,117.44	\$ 7,219.58	1.44%	\$ 15,778.40	\$ 15,880.54	0.65%	\$ 2,988.82
MGS-S Customer 8948	5.46%	\$ 24,088.33	\$ 24,540.96	1.88%	\$ 59,226.69	\$ 59,679.32	0.76%	\$ 8,739.99
MGS-S Customer 8949	5.84%	\$ 2,544.27	\$ 2,616.26	2.83%	\$ 6,343.65	\$ 6,415.64	1.13%	\$ 1,305.22
MGS-S Customer 8950	3.02%	\$ 15,193.40	\$ 15,365.05	1.13%	\$ 42,854.35	\$ 43,026.00	0.40%	\$ 5,859.54
MGS-S Customer 8951	3.65%	\$ 11,395.15	\$ 11,548.94	1.35%	\$ 36,135.52	\$ 36,289.31	0.43%	\$ 4,364.07
MGS-S Customer 8952	4.40%	\$ 9,085.56	\$ 9,238.88	1.69%	\$ 24,044.96	\$ 24,198.28	0.64%	\$ 3,635.38
MGS-S Customer 8953	4.09%	\$ 6,460.33	\$ 6,570.52	1.71%	\$ 9,290.30	\$ 9,400.49	1.19%	\$ 2,804.78
MGS-S Customer 8954	3.91%	\$ 16,655.94	\$ 16,888.34	1.40%	\$ 43,567.32	\$ 43,799.72	0.53%	\$ 6,182.72
MGS-S Customer 8955	0.75%	\$ 2,779.56	\$ 2,789.82	0.37%	\$ 6,165.42	\$ 6,175.68	0.17%	\$ 1,375.67
MGS-S Customer 8956	3.48%	\$ 45,476.89	\$ 46,002.61	1.16%	\$ 155,101.45	\$ 155,627.17	0.34%	\$ 15,616.76
MGS-S Customer 8957	3.95%	\$ 12,490.27	\$ 12,671.42	1.45%	\$ 33,834.72	\$ 34,015.87	0.54%	\$ 4,772.19

Customer	Distribution % Difference	Delivery 8/24 Prices	Delivery 1/25 Prices	Delivery % Difference	Bundled 8/24 Prices	Bundled 1/25 Prices	Bundled % Difference	Distribution 1/25 Prices
MGS-S Customer 8958	4.02%	\$ 8,044.59	\$ 8,173.61	1.60%	\$ 13,153.20	\$ 13,282.22	0.98%	\$ 3,339.94
MGS-S Customer 8959	4.78%	\$ 14,852.64	\$ 15,106.00	1.71%	\$ 42,934.08	\$ 43,187.44	0.59%	\$ 5,556.47
MGS-S Customer 8960	4.96%	\$ 4,617.00	\$ 4,712.67	2.07%	\$ 8,431.81	\$ 8,527.48	1.13%	\$ 2,026.06
MGS-S Customer 8961	4.30%	\$ 6,674.02	\$ 6,789.19	1.73%	\$ 21,564.86	\$ 21,680.03	0.53%	\$ 2,794.72
MGS-S Customer 8962	5.18%	\$ 664.69	\$ 697.90	5.00%	\$ 690.97	\$ 724.18	4.81%	\$ 674.19
MGS-S Customer 8963	4.88%	\$ 1,232.88	\$ 1,272.85	3.24%	\$ 2,984.08	\$ 3,024.05	1.34%	\$ 859.73
MGS-S Customer 8964	3.98%	\$ 5,179.50	\$ 5,261.60	1.59%	\$ 19,189.71	\$ 19,271.81	0.43%	\$ 2,145.46
MGS-S Customer 8965	3.83%	\$ 6,018.18	\$ 6,107.11	1.48%	\$ 23,749.62	\$ 23,838.55	0.37%	\$ 2,410.35
MGS-S Customer 8966	4.36%	\$ 5,440.23	\$ 5,540.74	1.85%	\$ 14,591.72	\$ 14,692.23	0.69%	\$ 2,405.88
MGS-S Customer 8967	4.43%	\$ 5,631.05	\$ 5,730.29	1.76%	\$ 14,587.49	\$ 14,686.73	0.68%	\$ 2,340.78
MGS-S Customer 8968	3.39%	\$ 7,110.07	\$ 7,206.57	1.36%	\$ 22,206.59	\$ 22,303.09	0.43%	\$ 2,939.69
MGS-S Customer 8969	3.01%	\$ 39,773.33	\$ 40,178.30	1.02%	\$ 164,055.63	\$ 164,460.60	0.25%	\$ 13,872.17
MGS-S Customer 8970	3.60%	\$ 8,848.36	\$ 8,970.66	1.38%	\$ 28,048.88	\$ 28,171.18	0.44%	\$ 3,516.72
MGS-S Customer 8971	4.12%	\$ 7,370.32	\$ 7,490.30	1.63%	\$ 22,988.45	\$ 23,108.43	0.52%	\$ 3,031.09
MGS-S Customer 8972	4.07%	\$ 18,414.62	\$ 18,678.74	1.43%	\$ 50,774.09	\$ 51,038.21	0.52%	\$ 6,758.64
MGS-S Customer 8973	3.71%	\$ 16,074.88	\$ 16,292.28	1.35%	\$ 29,073.51	\$ 29,290.91	0.75%	\$ 6,077.30
MGS-S Customer 8974	5.54%	\$ 17,131.48	\$ 17,457.23	1.90%	\$ 66,621.36	\$ 66,947.11	0.49%	\$ 6,208.60
MGS-S Customer 8975	3.89%	\$ 6,865.68	\$ 6,968.07	1.49%	\$ 20,870.52	\$ 20,972.91	0.49%	\$ 2,732.22
MGS-S Customer 8976	4.06%	\$ 5,867.65	\$ 5,967.45	1.70%	\$ 14,112.92	\$ 14,212.72	0.71%	\$ 2,559.69
MGS-S Customer 8977	3.42%	\$ 4,705.15	\$ 4,777.52	1.54%	\$ 7,671.43	\$ 7,743.80	0.94%	\$ 2,189.38
MGS-S Customer 8978	3.44%	\$ 4,719.72	\$ 4,788.91	1.47%	\$ 5,048.80	\$ 5,117.99	1.37%	\$ 2,080.20
MGS-S Customer 8979	3.39%	\$ 23,989.95	\$ 24,262.62	1.14%	\$ 108,417.09	\$ 108,689.76	0.25%	\$ 8,318.87
MGS-S Customer 8980	3.77%	\$ 3,690.18	\$ 3,752.42	1.69%	\$ 5,548.56	\$ 5,610.80	1.12%	\$ 1,712.40
MGS-S Customer 8981	3.71%	\$ 5,365.10	\$ 5,449.50	1.57%	\$ 16,635.38	\$ 16,719.78	0.51%	\$ 2,361.43
MGS-S Customer 8982	3.88%	\$ 9,078.22	\$ 9,210.21	1.45%	\$ 36,995.12	\$ 37,127.11	0.36%	\$ 3,536.84
MGS-S Customer 8983	2.67%	\$ 15,071.33	\$ 15,217.15	0.97%	\$ 42,334.64	\$ 42,480.46	0.34%	\$ 5,613.87
MGS-S Customer 8984	3.65%	\$ 10,569.75	\$ 10,712.15	1.35%	\$ 40,656.86	\$ 40,799.26	0.35%	\$ 4,038.87
MGS-S Customer 8985	3.77%	\$ 5,902.56	\$ 5,989.82	1.48%	\$ 18,763.96	\$ 18,851.22	0.47%	\$ 2,404.36
MGS-S Customer 8986	4.12%	\$ 6,327.49	\$ 6,436.11	1.72%	\$ 10,782.86	\$ 10,891.48	1.01%	\$ 2,747.12
MGS-S Customer 8987	2.78%	\$ 4,754.38	\$ 4,810.65	1.18%	\$ 5,968.20	\$ 6,024.47	0.94%	\$ 2,083.07
MGS-S Customer 8988	5.10%	\$ 7,667.73	\$ 7,826.08	2.07%	\$ 18,947.84	\$ 19,106.19	0.84%	\$ 3,265.85
MGS-S Customer 8989	5.61%	\$ 3,209.24	\$ 3,290.12	2.52%	\$ 9,113.70	\$ 9,194.58	0.89%	\$ 1,521.97
MGS-S Customer 8990	3.58%	\$ 6,614.60	\$ 6,709.31	1.43%	\$ 25,467.19	\$ 25,561.90	0.37%	\$ 2,741.75
MGS-S Customer 8991	3.78%	\$ 9,402.67	\$ 9,536.24	1.42%	\$ 34,129.33	\$ 34,262.90	0.39%	\$ 3,671.69
MGS-S Customer 8992	3.47%	\$ 14,605.06	\$ 14,785.76	1.24%	\$ 51,736.18	\$ 51,916.88	0.35%	\$ 5,391.11
MGS-S Customer 8993	0.88%	\$ 5,449.96	\$ 5,469.55	0.36%	\$ 15,249.21	\$ 15,268.80	0.13%	\$ 2,254.62
MGS-S Customer 8994	3.59%	\$ 8,448.83	\$ 8,565.71	1.38%	\$ 28,941.33	\$ 29,058.21	0.40%	\$ 3,368.46
MGS-S Customer 8995	3.55%	\$ 6,780.77	\$ 6,878.90	1.45%	\$ 17,182.19	\$ 17,280.32	0.57%	\$ 2,859.42
MGS-S Customer 8996	3.16%	\$ 8,183.06	\$ 8,280.45	1.19%	\$ 22,982.49	\$ 23,079.88	0.42%	\$ 3,180.39
MGS-S Customer 8997	4.43%	\$ 11,372.37	\$ 11,557.14	1.62%	\$ 36,862.31	\$ 37,047.08	0.50%	\$ 4,357.80

Customer	Distribution % Difference	Delivery 8/24 Prices	Delivery 1/25 Prices	Delivery % Difference	Bundled 8/24 Prices	Bundled 1/25 Prices	Bundled % Difference	Distribution 1/25 Prices
MGS-S Customer 8998	3.67%	\$ 11,393.78	\$ 11,546.78	1.34%	\$ 41,696.50	\$ 41,849.50	0.37%	\$ 4,324.24
MGS-S Customer 8999	4.02%	\$ 13,232.82	\$ 13,428.25	1.48%	\$ 31,460.16	\$ 31,655.59	0.62%	\$ 5,053.72
MGS-S Customer 9000	4.21%	\$ 4,646.01	\$ 4,726.52	1.73%	\$ 14,027.86	\$ 14,108.37	0.57%	\$ 1,993.50
MGS-S Customer 9001	2.48%	\$ 8,329.10	\$ 8,410.23	0.97%	\$ 23,183.38	\$ 23,264.51	0.35%	\$ 3,358.90
MGS-S Customer 9002	5.60%	\$ 1,588.69	\$ 1,640.57	3.27%	\$ 4,385.86	\$ 4,437.74	1.18%	\$ 977.86
MGS-S Customer 9003	3.18%	\$ 7,971.47	\$ 8,073.15	1.28%	\$ 14,712.68	\$ 14,814.36	0.69%	\$ 3,297.12
MGS-S Customer 9004	5.46%	\$ 1,177.13	\$ 1,221.15	3.74%	\$ 1,696.34	\$ 1,740.36	2.59%	\$ 850.06
MGS-S Customer 9005	3.27%	\$ 20,781.34	\$ 21,020.45	1.15%	\$ 81,807.28	\$ 82,046.39	0.29%	\$ 7,544.05
MGS-S Customer 9006	4.19%	\$ 3,516.91	\$ 3,587.74	2.01%	\$ 8,946.72	\$ 9,017.55	0.79%	\$ 1,761.40
MGS-S Customer 9007	3.37%	\$ 5,659.09	\$ 5,739.85	1.43%	\$ 14,324.85	\$ 14,405.61	0.56%	\$ 2,480.48
MGS-S Customer 9008	4.13%	\$ 6,111.06	\$ 6,215.95	1.72%	\$ 14,461.68	\$ 14,566.57	0.73%	\$ 2,644.12
MGS-S Customer 9009	4.74%	\$ 3,898.54	\$ 3,984.05	2.19%	\$ 10,274.45	\$ 10,359.96	0.83%	\$ 1,889.77
MGS-S Customer 9010	4.31%	\$ 7,118.11	\$ 7,241.25	1.73%	\$ 17,420.58	\$ 17,543.72	0.71%	\$ 2,982.15
MGS-S Customer 9011	4.25%	\$ 4,963.03	\$ 5,054.78	1.85%	\$ 12,283.45	\$ 12,375.20	0.75%	\$ 2,252.06
MGS-S Customer 9012	4.14%	\$ 4,967.18	\$ 5,057.46	1.82%	\$ 9,953.19	\$ 10,043.47	0.91%	\$ 2,269.61
MGS-S Customer 9013	3.25%	\$ 28,920.53	\$ 29,234.80	1.09%	\$ 120,651.40	\$ 120,965.67	0.26%	\$ 9,979.13
MGS-S Customer 9014	3.74%	\$ 8,328.25	\$ 8,443.01	1.38%	\$ 31,009.82	\$ 31,124.58	0.37%	\$ 3,178.85
MGS-S Customer 9015	3.93%	\$ 3,883.14	\$ 3,948.77	1.69%	\$ 11,934.96	\$ 12,000.59	0.55%	\$ 1,736.15
MGS-S Customer 9016	4.49%	\$ 4,066.36	\$ 4,150.43	2.07%	\$ 9,330.72	\$ 9,414.79	0.90%	\$ 1,955.23
MGS-S Customer 9017	5.23%	\$ 6,966.09	\$ 7,112.84	2.11%	\$ 15,024.65	\$ 15,171.40	0.98%	\$ 2,950.71
MGS-S Customer 9018	3.51%	\$ 8,651.28	\$ 8,767.86	1.35%	\$ 28,931.94	\$ 29,048.52	0.40%	\$ 3,439.79
MGS-S Customer 9019	4.44%	\$ 6,554.84	\$ 6,672.04	1.79%	\$ 21,459.39	\$ 21,576.59	0.55%	\$ 2,753.92
MGS-S Customer 9020	3.59%	\$ 43,448.11	\$ 43,971.40	1.20%	\$ 124,461.05	\$ 124,984.34	0.42%	\$ 15,117.25
MGS-S Customer 9021	3.57%	\$ 6,804.93	\$ 6,903.55	1.45%	\$ 17,940.84	\$ 18,039.46	0.55%	\$ 2,862.70
MGS-S Customer 9022	4.18%	\$ 4,880.46	\$ 4,969.11	1.82%	\$ 13,764.35	\$ 13,853.00	0.64%	\$ 2,211.85
MGS-S Customer 9023	3.71%	\$ 22,675.64	\$ 22,965.81	1.28%	\$ 83,198.82	\$ 83,488.99	0.35%	\$ 8,104.23
MGS-S Customer 9024	3.78%	\$ 11,695.13	\$ 11,856.91	1.38%	\$ 40,546.71	\$ 40,708.49	0.40%	\$ 4,440.46
MGS-S Customer 9025	4.68%	\$ 5,703.39	\$ 5,815.73	1.97%	\$ 13,251.42	\$ 13,363.76	0.85%	\$ 2,510.67
MGS-S Customer 9026	4.17%	\$ 4,424.71	\$ 4,507.55	1.87%	\$ 10,942.31	\$ 11,025.15	0.76%	\$ 2,069.86
MGS-S Customer 9027	4.17%	\$ 7,468.59	\$ 7,591.40	1.64%	\$ 22,300.01	\$ 22,422.82	0.55%	\$ 3,071.19
MGS-S Customer 9028	4.52%	\$ 4,222.07	\$ 4,309.09	2.06%	\$ 8,916.02	\$ 9,003.04	0.98%	\$ 2,013.67
MGS-S Customer 9029	4.56%	\$ 5,302.01	\$ 5,403.82	1.92%	\$ 17,871.93	\$ 17,973.74	0.57%	\$ 2,334.36
MGS-S Customer 9030	4.47%	\$ 2,950.41	\$ 3,017.48	2.27%	\$ 8,192.60	\$ 8,259.67	0.82%	\$ 1,566.28
MGS-S Customer 9031	4.59%	\$ 4,000.17	\$ 4,083.40	2.08%	\$ 14,407.30	\$ 14,490.53	0.58%	\$ 1,895.96
MGS-S Customer 9032	3.79%	\$ 3,910.30	\$ 3,979.39	1.77%	\$ 9,705.75	\$ 9,774.84	0.71%	\$ 1,894.28
MGS-S Customer 9033	4.19%	\$ 4,666.88	\$ 4,746.80	1.71%	\$ 16,255.96	\$ 16,335.88	0.49%	\$ 1,985.02
MGS-S Customer 9034	5.33%	\$ 3,805.31	\$ 3,898.90	2.46%	\$ 11,803.77	\$ 11,897.36	0.79%	\$ 1,847.95
MGS-S Customer 9035	3.56%	\$ 4,480.04	\$ 4,551.91	1.60%	\$ 10,318.11	\$ 10,389.98	0.70%	\$ 2,091.32
MGS-S Customer 9036	5.18%	\$ 8,914.28	\$ 9,093.27	2.01%	\$ 16,201.79	\$ 16,380.78	1.10%	\$ 3,635.98
MGS-S Customer 9037	3.88%	\$ 3,297.35	\$ 3,355.27	1.76%	\$ 8,844.51	\$ 8,902.43	0.65%	\$ 1,549.82

Internal Use

Customer	Distribution % Difference	Delivery 8/24 Prices	Delivery 1/25 Prices	Delivery % Difference	Bundled 8/24 Prices	Bundled 1/25 Prices	Bundled % Difference	Distribution 1/25 Prices
MGS-S Customer 9038	4.37%	\$ 4,529.91	\$ 4,617.43	1.93%	\$ 13,230.52	\$ 13,318.04	0.66%	\$ 2,091.85
MGS-S Customer 9039	3.89%	\$ 4,509.12	\$ 4,587.22	1.73%	\$ 12,474.44	\$ 12,552.54	0.63%	\$ 2,087.76
MGS-S Customer 9040	4.49%	\$ 4,708.56	\$ 4,800.62	1.96%	\$ 15,428.21	\$ 15,520.27	0.60%	\$ 2,140.32
MGS-S Customer 9041	3.57%	\$ 6,953.29	\$ 7,052.67	1.43%	\$ 22,738.02	\$ 22,837.40	0.44%	\$ 2,881.35
MGS-S Customer 9042	4.00%	\$ 10,107.80	\$ 10,262.49	1.53%	\$ 19,824.33	\$ 19,979.02	0.78%	\$ 4,025.59
MGS-S Customer 9043	4.40%	\$ 1,641.88	\$ 1,683.89	2.56%	\$ 4,188.82	\$ 4,230.83	1.00%	\$ 995.80
MGS-S Customer 9044	3.50%	\$ 7,142.39	\$ 7,241.84	1.39%	\$ 23,678.74	\$ 23,778.19	0.42%	\$ 2,941.36
MGS-S Customer 9045	2.54%	\$ 10,316.35	\$ 10,415.95	0.97%	\$ 28,836.21	\$ 28,935.81	0.35%	\$ 4,023.35
MGS-S Customer 9046	3.79%	\$ 4,750.04	\$ 4,829.03	1.66%	\$ 13,973.29	\$ 14,052.28	0.57%	\$ 2,162.28
MGS-S Customer 9047	5.69%	\$ 2,422.18	\$ 2,497.33	3.10%	\$ 6,325.43	\$ 6,400.58	1.19%	\$ 1,395.12
MGS-S Customer 9048	3.82%	\$ 4,314.57	\$ 4,384.57	1.62%	\$ 9,916.92	\$ 9,986.92	0.71%	\$ 1,903.34
MGS-S Customer 9049	4.60%	\$ 2,996.19	\$ 3,065.36	2.31%	\$ 9,679.36	\$ 9,748.53	0.71%	\$ 1,572.41
MGS-S Customer 9050	2.83%	\$ 4,433.88	\$ 4,488.20	1.23%	\$ 4,946.24	\$ 5,000.56	1.10%	\$ 1,976.91
MGS-S Customer 9051	3.74%	\$ 5,095.41	\$ 5,178.30	1.63%	\$ 11,957.17	\$ 12,040.06	0.69%	\$ 2,299.03
MGS-S Customer 9052	3.82%	\$ 5,119.95	\$ 5,198.21	1.53%	\$ 18,979.33	\$ 19,057.59	0.41%	\$ 2,125.10
MGS-S Customer 9053	3.51%	\$ 10,281.13	\$ 10,413.35	1.29%	\$ 27,334.41	\$ 27,466.63	0.48%	\$ 3,896.68
MGS-S Customer 9054	1.66%	\$ 20,548.96	\$ 20,684.88	0.66%	\$ 39,987.72	\$ 40,123.64	0.34%	\$ 8,329.20
MGS-S Customer 9055	4.03%	\$ 5,194.22	\$ 5,278.39	1.62%	\$ 15,758.47	\$ 15,842.64	0.53%	\$ 2,175.27
MGS-S Customer 9056	3.85%	\$ 4,270.55	\$ 4,344.02	1.72%	\$ 15,309.79	\$ 15,383.26	0.48%	\$ 1,982.70
MGS-S Customer 9057	3.07%	\$ 8,961.54	\$ 9,067.31	1.18%	\$ 27,595.66	\$ 27,701.43	0.38%	\$ 3,556.12
MGS-S Customer 9058	3.43%	\$ 8,016.49	\$ 8,122.47	1.32%	\$ 31,728.49	\$ 31,834.47	0.33%	\$ 3,194.08
MGS-S Customer 9059	4.26%	\$ 5,068.79	\$ 5,163.39	1.87%	\$ 8,917.30	\$ 9,011.90	1.06%	\$ 2,313.67
MGS-S Customer 9060	4.28%	\$ 3,619.43	\$ 3,687.91	1.89%	\$ 8,218.66	\$ 8,287.14	0.83%	\$ 1,670.05
MGS-S Customer 9061	3.79%	\$ 7,062.38	\$ 7,163.69	1.43%	\$ 25,163.12	\$ 25,264.43	0.40%	\$ 2,771.04
MGS-S Customer 9062	4.94%	\$ 14,205.77	\$ 14,447.25	1.70%	\$ 52,689.54	\$ 52,931.02	0.46%	\$ 5,125.12
MGS-S Customer 9063	3.53%	\$ 6,299.20	\$ 6,385.24	1.37%	\$ 21,396.63	\$ 21,482.67	0.40%	\$ 2,525.29
MGS-S Customer 9064	4.12%	\$ 4,642.47	\$ 4,725.71	1.79%	\$ 17,123.03	\$ 17,206.27	0.49%	\$ 2,103.14
MGS-S Customer 9065	2.45%	\$ 43,361.01	\$ 43,719.90	0.83%	\$ 183,334.00	\$ 183,692.89	0.20%	\$ 15,011.43
MGS-S Customer 9066	4.58%	\$ 4,316.18	\$ 4,404.88	2.06%	\$ 11,924.31	\$ 12,013.01	0.74%	\$ 2,026.01
MGS-S Customer 9067	3.26%	\$ 12,641.81	\$ 12,790.67	1.18%	\$ 48,973.09	\$ 49,121.95	0.30%	\$ 4,711.78
MGS-S Customer 9068	4.54%	\$ 2,553.71	\$ 2,615.78	2.43%	\$ 7,662.10	\$ 7,724.17	0.81%	\$ 1,429.14
MGS-S Customer 9069	4.14%	\$ 5,595.11	\$ 5,690.78	1.71%	\$ 21,802.27	\$ 21,897.94	0.44%	\$ 2,408.58
MGS-S Customer 9070	3.94%	\$ 4,834.63	\$ 4,913.82	1.64%	\$ 9,959.47	\$ 10,038.66	0.80%	\$ 2,088.32
MGS-S Customer 9071	3.74%	\$ 7,262.14	\$ 7,368.30	1.46%	\$ 29,782.02	\$ 29,888.18	0.36%	\$ 2,942.05
MGS-S Customer 9072	4.78%	\$ 3,782.99	\$ 3,867.15	2.22%	\$ 10,693.66	\$ 10,777.82	0.79%	\$ 1,845.81
MGS-S Customer 9073	3.37%	\$ 9,469.87	\$ 9,590.27	1.27%	\$ 33,638.92	\$ 33,759.32	0.36%	\$ 3,695.90
MGS-S Customer 9074	3.60%	\$ 4,819.03	\$ 4,895.07	1.58%	\$ 13,342.41	\$ 13,418.45	0.57%	\$ 2,190.38
MGS-S Customer 9075	4.22%	\$ 12,355.05	\$ 12,546.41	1.55%	\$ 34,298.24	\$ 34,489.60	0.56%	\$ 4,723.55
MGS-S Customer 9076	4.11%	\$ 3,513.84	\$ 3,583.15	1.97%	\$ 9,452.81	\$ 9,522.12	0.73%	\$ 1,756.42
MGS-S Customer 9077	3.42%	\$ 7,791.77	\$ 7,890.83	1.27%	\$ 29,543.00	\$ 29,642.06	0.34%	\$ 2,996.68

Internal Use

Customer	Distribution % Difference	Delivery 8/24 Prices	Delivery 1/25 Prices	Delivery % Difference	Bundled 8/24 Prices	Bundled 1/25 Prices	Bundled % Difference	Distribution 1/25 Prices
MGS-S Customer 9078	3.16%	\$ 55,655.07	\$ 56,224.30	1.02%	\$ 244,875.70	\$ 245,444.93	0.23%	\$ 18,580.16
MGS-S Customer 9079	3.88%	\$ 5,686.14	\$ 5,777.64	1.61%	\$ 20,652.62	\$ 20,744.12	0.44%	\$ 2,447.83
MGS-S Customer 9080	5.46%	\$ 7,305.88	\$ 7,464.67	2.17%	\$ 15,995.29	\$ 16,154.08	0.99%	\$ 3,066.26
MGS-S Customer 9081	4.65%	\$ 5,050.94	\$ 5,152.56	2.01%	\$ 11,818.89	\$ 11,920.51	0.86%	\$ 2,288.50
MGS-S Customer 9082	3.49%	\$ 3,842.97	\$ 3,906.29	1.65%	\$ 8,253.78	\$ 8,317.10	0.77%	\$ 1,879.50
MGS-S Customer 9083	3.00%	\$ 5,993.87	\$ 6,065.26	1.19%	\$ 16,329.82	\$ 16,401.21	0.44%	\$ 2,450.15
MGS-S Customer 9084	3.96%	\$ 16,092.14	\$ 16,316.81	1.40%	\$ 55,078.90	\$ 55,303.57	0.41%	\$ 5,901.27
MGS-S Customer 9085	5.75%	\$ 2,124.63	\$ 2,188.00	2.98%	\$ 4,979.74	\$ 5,043.11	1.27%	\$ 1,165.06
MGS-S Customer 9086	3.51%	\$ 10,945.86	\$ 11,087.57	1.29%	\$ 39,795.15	\$ 39,936.86	0.36%	\$ 4,177.31
MGS-S Customer 9087	3.83%	\$ 19,590.35	\$ 19,846.87	1.31%	\$ 80,915.66	\$ 81,172.18	0.32%	\$ 6,958.88
MGS-S Customer 9088	3.55%	\$ 4,540.54	\$ 4,607.64	1.48%	\$ 13,153.74	\$ 13,220.84	0.51%	\$ 1,959.51
MGS-S Customer 9089	1.97%	\$ 27,445.39	\$ 27,652.62	0.76%	\$ 59,855.14	\$ 60,062.37	0.35%	\$ 10,719.93
MGS-S Customer 9090	3.95%	\$ 7,339.31	\$ 7,456.37	1.59%	\$ 14,542.49	\$ 14,659.55	0.80%	\$ 3,079.01
MGS-S Customer 9091	2.86%	\$ 3,902.98	\$ 3,951.49	1.24%	\$ 11,598.30	\$ 11,646.81	0.42%	\$ 1,741.71
MGS-S Customer 9092	4.62%	\$ 13,871.85	\$ 14,100.30	1.65%	\$ 46,962.61	\$ 47,191.06	0.49%	\$ 5,177.00
MGS-S Customer 9093	5.68%	\$ 1,974.34	\$ 2,031.95	2.92%	\$ 10,606.62	\$ 10,664.23	0.54%	\$ 1,071.19
MGS-S Customer 9094	4.45%	\$ 5,797.17	\$ 5,905.36	1.87%	\$ 14,037.87	\$ 14,146.06	0.77%	\$ 2,537.25
MGS-S Customer 9095	4.15%	\$ 7,721.32	\$ 7,841.61	1.56%	\$ 23,299.00	\$ 23,419.29	0.52%	\$ 3,020.55
MGS-S Customer 9096	3.97%	\$ 7,347.83	\$ 7,457.44	1.49%	\$ 25,897.17	\$ 26,006.78	0.42%	\$ 2,868.29
MGS-S Customer 9097	1.41%	\$ 17,062.18	\$ 17,158.05	0.56%	\$ 51,615.51	\$ 51,711.38	0.19%	\$ 6,909.17
MGS-S Customer 9098	3.38%	\$ 51,708.43	\$ 52,290.80	1.13%	\$ 156,876.71	\$ 157,459.08	0.37%	\$ 17,812.41
MGS-S Customer 9099	4.13%	\$ 8,497.16	\$ 8,631.68	1.58%	\$ 29,023.49	\$ 29,158.01	0.46%	\$ 3,388.83
MGS-S Customer 9100	3.60%	\$ 5,682.87	\$ 5,763.64	1.42%	\$ 18,594.44	\$ 18,675.21	0.43%	\$ 2,326.71
MGS-S Customer 9101	3.59%	\$ 4,989.81	\$ 5,068.37	1.57%	\$ 11,443.42	\$ 11,521.98	0.69%	\$ 2,264.48
MGS-S Customer 9102	3.65%	\$ 4,114.51	\$ 4,183.65	1.68%	\$ 10,021.26	\$ 10,090.40	0.69%	\$ 1,964.01
MGS-S Customer 9103	4.70%	\$ 13,150.91	\$ 13,375.69	1.71%	\$ 34,193.71	\$ 34,418.49	0.66%	\$ 5,012.12
MGS-S Customer 9104	5.65%	\$ 2,186.05	\$ 2,256.85	3.24%	\$ 4,409.96	\$ 4,480.76	1.61%	\$ 1,324.45
MGS-S Customer 9105	5.26%	\$ 5,809.53	\$ 5,935.33	2.17%	\$ 17,941.25	\$ 18,067.05	0.70%	\$ 2,518.02
MGS-S Customer 9106	4.45%	\$ 3,523.87	\$ 3,599.00	2.13%	\$ 8,982.13	\$ 9,057.26	0.84%	\$ 1,764.56
MGS-S Customer 9107	4.51%	\$ 8,144.30	\$ 8,284.45	1.72%	\$ 31,289.55	\$ 31,429.70	0.45%	\$ 3,249.79
MGS-S Customer 9108	3.95%	\$ 6,644.02	\$ 6,750.50	1.60%	\$ 18,979.70	\$ 19,086.18	0.56%	\$ 2,800.43
MGS-S Customer 9109	4.78%	\$ 6,189.22	\$ 6,310.34	1.96%	\$ 17,604.39	\$ 17,725.51	0.69%	\$ 2,653.13
MGS-S Customer 9110	3.91%	\$ 3,290.91	\$ 3,360.09	2.10%	\$ 5,791.00	\$ 5,860.18	1.19%	\$ 1,839.48
MGS-S Customer 9111	3.65%	\$ 7,029.75	\$ 7,127.86	1.40%	\$ 21,547.98	\$ 21,646.09	0.46%	\$ 2,784.30
MGS-S Customer 9112	4.59%	\$ 4,207.93	\$ 4,296.63	2.11%	\$ 6,902.84	\$ 6,991.54	1.28%	\$ 2,023.24
MGS-S Customer 9113	5.02%	\$ 6,206.59	\$ 6,334.41	2.06%	\$ 16,010.41	\$ 16,138.23	0.80%	\$ 2,671.96
MGS-S Customer 9114	3.41%	\$ 7,581.13	\$ 7,683.34	1.35%	\$ 22,912.34	\$ 23,014.55	0.45%	\$ 3,101.96
MGS-S Customer 9115	2.59%	\$ 2,462.12	\$ 2,494.30	1.31%	\$ 5,067.33	\$ 5,099.51	0.64%	\$ 1,276.43
MGS-S Customer 9116	4.24%	\$ 3,313.10	\$ 3,381.59	2.07%	\$ 9,859.72	\$ 9,928.21	0.69%	\$ 1,682.64
MGS-S Customer 9117	3.77%	\$ 5,992.84	\$ 6,087.92	1.59%	\$ 11,678.60	\$ 11,773.68	0.81%	\$ 2,619.90

Customer	Distribution % Difference	Delivery 8/24 Prices	Delivery 1/25 Prices	Delivery % Difference	Bundled 8/24 Prices	Bundled 1/25 Prices	Bundled % Difference	Distribution 1/25 Prices
MGS-S Customer 9118	3.54%	\$ 10,750.90	\$ 10,892.14	1.31%	\$ 36,556.21	\$ 36,697.45	0.39%	\$ 4,131.33
MGS-S Customer 9119	4.11%	\$ 7,044.28	\$ 7,158.84	1.63%	\$ 25,173.01	\$ 25,287.57	0.46%	\$ 2,899.62
MGS-S Customer 9120	4.38%	\$ 5,920.53	\$ 6,028.45	1.82%	\$ 15,503.48	\$ 15,611.40	0.70%	\$ 2,570.33
MGS-S Customer 9121	3.78%	\$ 5,177.61	\$ 5,261.61	1.62%	\$ 14,922.59	\$ 15,006.59	0.56%	\$ 2,307.35
MGS-S Customer 9122	3.75%	\$ 5,124.34	\$ 5,202.02	1.52%	\$ 15,340.20	\$ 15,417.88	0.51%	\$ 2,152.16
MGS-S Customer 9123	2.67%	\$ 2,711.51	\$ 2,746.84	1.30%	\$ 6,041.84	\$ 6,077.17	0.58%	\$ 1,358.13
MGS-S Customer 9124	3.90%	\$ 4,238.60	\$ 4,309.11	1.66%	\$ 9,393.26	\$ 9,463.77	0.75%	\$ 1,880.38
MGS-S Customer 9125	6.12%	\$ 6,516.51	\$ 6,676.32	2.45%	\$ 18,198.83	\$ 18,358.64	0.88%	\$ 2,772.85
MGS-S Customer 9126	3.82%	\$ 4,614.32	\$ 4,686.42	1.56%	\$ 16,927.14	\$ 16,999.24	0.43%	\$ 1,960.04
MGS-S Customer 9127	5.02%	\$ 4,903.75	\$ 5,002.38	2.01%	\$ 17,564.62	\$ 17,663.25	0.56%	\$ 2,063.42
MGS-S Customer 9128	3.95%	\$ 4,170.60	\$ 4,245.79	1.80%	\$ 10,587.65	\$ 10,662.84	0.71%	\$ 1,981.13
MGS-S Customer 9129	4.24%	\$ 5,306.21	\$ 5,400.61	1.78%	\$ 19,693.72	\$ 19,788.12	0.48%	\$ 2,321.36
MGS-S Customer 9130	4.31%	\$ 4,826.44	\$ 4,911.65	1.77%	\$ 13,440.55	\$ 13,525.76	0.63%	\$ 2,062.25
MGS-S Customer 9131	4.20%	\$ 3,238.34	\$ 3,299.79	1.90%	\$ 9,808.16	\$ 9,869.61	0.63%	\$ 1,523.02
MGS-S Customer 9132	3.59%	\$ 8,047.88	\$ 8,160.29	1.40%	\$ 26,871.45	\$ 26,983.86	0.42%	\$ 3,240.78
MGS-S Customer 9133	4.06%	\$ 5,025.19	\$ 5,107.62	1.64%	\$ 16,341.06	\$ 16,423.49	0.50%	\$ 2,111.23
MGS-S Customer 9134	4.27%	\$ 5,497.05	\$ 5,590.52	1.70%	\$ 15,653.72	\$ 15,747.19	0.60%	\$ 2,284.77
MGS-S Customer 9135	4.97%	\$ 5,906.99	\$ 6,029.20	2.07%	\$ 13,452.96	\$ 13,575.17	0.91%	\$ 2,583.17
MGS-S Customer 9136	4.40%	\$ 11,622.33	\$ 11,809.17	1.61%	\$ 38,935.92	\$ 39,122.76	0.48%	\$ 4,431.72
MGS-S Customer 9137	3.14%	\$ 29,514.40	\$ 29,827.26	1.06%	\$ 109,864.61	\$ 110,177.47	0.28%	\$ 10,264.04
MGS-S Customer 9138	3.14%	\$ 7,150.34	\$ 7,240.52	1.26%	\$ 20,336.37	\$ 20,426.55	0.44%	\$ 2,965.65
MGS-S Customer 9139	4.88%	\$ 5,484.53	\$ 5,591.34	1.95%	\$ 14,007.80	\$ 14,114.61	0.76%	\$ 2,294.92
MGS-S Customer 9140	3.50%	\$ 62,812.63	\$ 63,526.94	1.14%	\$ 243,614.32	\$ 244,328.63	0.29%	\$ 21,143.10
MGS-S Customer 9141	2.77%	\$ 26,445.60	\$ 26,693.85	0.94%	\$ 101,932.75	\$ 102,181.00	0.24%	\$ 9,224.33
MGS-S Customer 9142	3.70%	\$ 6,122.19	\$ 6,211.60	1.46%	\$ 15,330.36	\$ 15,419.77	0.58%	\$ 2,506.40
MGS-S Customer 9143	3.61%	\$ 7,121.56	\$ 7,223.38	1.43%	\$ 25,952.44	\$ 26,054.26	0.39%	\$ 2,918.53
MGS-S Customer 9144	3.13%	\$ 37,063.35	\$ 37,469.59	1.10%	\$ 114,088.49	\$ 114,494.73	0.36%	\$ 13,378.34
MGS-S Customer 9145	3.28%	\$ 9,598.69	\$ 9,718.91	1.25%	\$ 26,900.04	\$ 27,020.26	0.45%	\$ 3,788.72
MGS-S Customer 9146	3.69%	\$ 4,524.96	\$ 4,599.99	1.66%	\$ 10,566.42	\$ 10,641.45	0.71%	\$ 2,106.10
MGS-S Customer 9147	5.24%	\$ 25,709.04	\$ 26,167.70	1.78%	\$ 73,151.31	\$ 73,609.97	0.63%	\$ 9,214.27
MGS-S Customer 9148	3.92%	\$ 5,513.92	\$ 5,600.19	1.56%	\$ 15,769.77	\$ 15,856.04	0.55%	\$ 2,288.30
MGS-S Customer 9149	3.92%	\$ 3,985.61	\$ 4,058.21	1.82%	\$ 9,296.59	\$ 9,369.19	0.78%	\$ 1,924.47
MGS-S Customer 9150	4.75%	\$ 17,530.49	\$ 17,819.71	1.65%	\$ 60,822.71	\$ 61,111.93	0.48%	\$ 6,381.92
MGS-S Customer 9151	3.19%	\$ 8,851.25	\$ 8,959.62	1.22%	\$ 29,564.62	\$ 29,672.99	0.37%	\$ 3,503.97
MGS-S Customer 9152	3.47%	\$ 9,555.02	\$ 9,679.91	1.31%	\$ 34,272.54	\$ 34,397.43	0.36%	\$ 3,722.43
MGS-S Customer 9153	2.50%	\$ 24,500.77	\$ 24,716.12	0.88%	\$ 58,231.40	\$ 58,446.75	0.37%	\$ 8,839.63
MGS-S Customer 9154	3.32%	\$ 6,877.25	\$ 6,963.95	1.26%	\$ 25,347.17	\$ 25,433.87	0.34%	\$ 2,701.28
MGS-S Customer 9155	3.89%	\$ 4,285.29	\$ 4,356.43	1.66%	\$ 9,012.38	\$ 9,083.52	0.79%	\$ 1,899.65
MGS-S Customer 9156	4.53%	\$ 5,508.27	\$ 5,607.61	1.80%	\$ 15,145.72	\$ 15,245.06	0.66%	\$ 2,293.61
MGS-S Customer 9157	3.22%	\$ 5,786.56	\$ 5,869.78	1.44%	\$ 8,090.12	\$ 8,173.34	1.03%	\$ 2,671.82

Internal Use

Customer	Distribution % Difference	Delivery 8/24 Prices	Delivery 1/25 Prices	Delivery % Difference	Bundled 8/24 Prices	Bundled 1/25 Prices	Bundled % Difference	Distribution 1/25 Prices
MGS-S Customer 9158	4.25%	\$ 4,615.86	\$ 4,696.73	1.75%	\$ 13,867.79	\$ 13,948.66	0.58%	\$ 1,984.08
MGS-S Customer 9159	0.45%	\$ 14,990.71	\$ 15,020.76	0.20%	\$ 20,927.85	\$ 20,957.90	0.14%	\$ 6,725.97
MGS-S Customer 9160	3.71%	\$ 14,938.85	\$ 15,135.14	1.31%	\$ 55,397.33	\$ 55,593.62	0.35%	\$ 5,486.38
MGS-S Customer 9161	4.10%	\$ 7,933.30	\$ 8,055.80	1.54%	\$ 40,128.23	\$ 40,250.73	0.31%	\$ 3,109.27
MGS-S Customer 9162	4.29%	\$ 29,443.00	\$ 29,873.18	1.46%	\$ 81,693.49	\$ 82,123.67	0.53%	\$ 10,463.37
MGS-S Customer 9163	3.99%	\$ 5,167.73	\$ 5,256.52	1.72%	\$ 13,326.84	\$ 13,415.63	0.67%	\$ 2,316.17
MGS-S Customer 9164	3.44%	\$ 6,471.68	\$ 6,562.60	1.40%	\$ 19,840.53	\$ 19,931.45	0.46%	\$ 2,730.19
MGS-S Customer 9165	2.46%	\$ 4,259.91	\$ 4,305.18	1.06%	\$ 8,981.28	\$ 9,026.55	0.50%	\$ 1,885.18
MGS-S Customer 9166	3.50%	\$ 3,845.29	\$ 3,904.47	1.54%	\$ 7,553.26	\$ 7,612.44	0.78%	\$ 1,752.25
MGS-S Customer 9167	3.94%	\$ 9,179.82	\$ 9,320.17	1.53%	\$ 18,827.10	\$ 18,967.45	0.75%	\$ 3,702.47
MGS-S Customer 9168	3.99%	\$ 7,980.73	\$ 8,100.53	1.50%	\$ 21,339.18	\$ 21,458.98	0.56%	\$ 3,125.65
MGS-S Customer 9169	4.02%	\$ 3,856.75	\$ 3,923.29	1.73%	\$ 12,626.49	\$ 12,693.03	0.53%	\$ 1,722.18
MGS-S Customer 9170	4.19%	\$ 10,633.10	\$ 10,798.78	1.56%	\$ 33,074.48	\$ 33,240.16	0.50%	\$ 4,119.78
MGS-S Customer 9171	3.58%	\$ 16,775.06	\$ 16,983.30	1.24%	\$ 71,685.61	\$ 71,893.85	0.29%	\$ 6,021.26
MGS-S Customer 9172	4.05%	\$ 14,193.96	\$ 14,400.04	1.45%	\$ 45,730.73	\$ 45,936.81	0.45%	\$ 5,294.20
MGS-S Customer 9173	3.72%	\$ 7,188.67	\$ 7,295.76	1.49%	\$ 19,382.89	\$ 19,489.98	0.55%	\$ 2,989.62
MGS-S Customer 9174	4.61%	\$ 6,595.40	\$ 6,719.74	1.89%	\$ 14,310.48	\$ 14,434.82	0.87%	\$ 2,820.16
MGS-S Customer 9175	3.89%	\$ 3,730.94	\$ 3,799.34	1.83%	\$ 10,210.38	\$ 10,278.78	0.67%	\$ 1,827.37
MGS-S Customer 9176	3.04%	\$ 4,470.66	\$ 4,532.78	1.39%	\$ 7,499.33	\$ 7,561.45	0.83%	\$ 2,105.70
MGS-S Customer 9177	3.47%	\$ 5,290.64	\$ 5,364.42	1.39%	\$ 16,636.91	\$ 16,710.69	0.44%	\$ 2,200.75
MGS-S Customer 9178	3.41%	\$ 11,789.60	\$ 11,938.23	1.26%	\$ 34,989.69	\$ 35,138.32	0.42%	\$ 4,509.97
MGS-S Customer 9179	3.10%	\$ 5,172.77	\$ 5,238.77	1.28%	\$ 11,598.96	\$ 11,664.96	0.57%	\$ 2,192.98
MGS-S Customer 9180	3.94%	\$ 5,493.01	\$ 5,580.42	1.59%	\$ 12,268.50	\$ 12,355.91	0.71%	\$ 2,305.85
MGS-S Customer 9181	4.99%	\$ 4,803.70	\$ 4,899.99	2.00%	\$ 18,053.71	\$ 18,150.00	0.53%	\$ 2,024.20
MGS-S Customer 9182	4.21%	\$ 7,215.42	\$ 7,339.56	1.72%	\$ 9,652.66	\$ 9,776.80	1.29%	\$ 3,071.37
MGS-S Customer 9183	3.29%	\$ 15,247.70	\$ 15,426.73	1.17%	\$ 51,208.76	\$ 51,387.79	0.35%	\$ 5,620.87
MGS-S Customer 9184	3.96%	\$ 4,438.79	\$ 4,512.14	1.65%	\$ 13,402.43	\$ 13,475.78	0.55%	\$ 1,923.30
MGS-S Customer 9185	3.94%	\$ 5,589.11	\$ 5,682.49	1.67%	\$ 13,996.52	\$ 14,089.90	0.67%	\$ 2,460.94
MGS-S Customer 9186	4.36%	\$ 5,829.10	\$ 5,935.76	1.83%	\$ 12,977.66	\$ 13,084.32	0.82%	\$ 2,555.63
MGS-S Customer 9187	4.62%	\$ 3,637.79	\$ 3,716.51	2.16%	\$ 12,367.53	\$ 12,446.25	0.64%	\$ 1,781.65
MGS-S Customer 9188	3.14%	\$ 32,479.56	\$ 32,821.57	1.05%	\$ 122,839.27	\$ 123,181.28	0.28%	\$ 11,223.84
MGS-S Customer 9189	2.86%	\$ 63,552.17	\$ 64,142.55	0.93%	\$ 289,282.33	\$ 289,872.71	0.20%	\$ 21,250.45
MGS-S Customer 9190	3.75%	\$ 12,088.38	\$ 12,251.20	1.35%	\$ 51,532.20	\$ 51,695.02	0.32%	\$ 4,501.87
MGS-S Customer 9191	1.25%	\$ 3,471.72	\$ 3,491.53	0.57%	\$ 7,804.60	\$ 7,824.41	0.25%	\$ 1,610.11
MGS-S Customer 9192	4.75%	\$ 3,239.44	\$ 3,315.43	2.35%	\$ 7,151.83	\$ 7,227.82	1.06%	\$ 1,677.43
MGS-S Customer 9193	4.18%	\$ 7,654.09	\$ 7,780.95	1.66%	\$ 19,167.30	\$ 19,294.16	0.66%	\$ 3,159.51
MGS-S Customer 9194	3.41%	\$ 7,658.74	\$ 7,761.57	1.34%	\$ 24,470.47	\$ 24,573.30	0.42%	\$ 3,118.46
MGS-S Customer 9195	4.20%	\$ 4,774.91	\$ 4,857.91	1.74%	\$ 11,150.82	\$ 11,233.82	0.74%	\$ 2,059.73
MGS-S Customer 9196	3.73%	\$ 7,921.73	\$ 8,037.33	1.46%	\$ 24,510.99	\$ 24,626.59	0.47%	\$ 3,213.67
MGS-S Customer 9197	4.09%	\$ 4,605.90	\$ 4,683.16	1.68%	\$ 15,518.88	\$ 15,596.14	0.50%	\$ 1,968.14

Customer	Distribution % Difference	Delivery 8/24 Prices	Delivery 1/25 Prices	Delivery % Difference	Bundled 8/24 Prices	Bundled 1/25 Prices	Bundled % Difference	Distribution 1/25 Prices
MGS-S Customer 9198	4.02%	\$ 7,307.71	\$ 7,417.83	1.51%	\$ 26,626.50	\$ 26,736.62	0.41%	\$ 2,849.13
MGS-S Customer 9199	3.72%	\$ 5,445.77	\$ 5,527.27	1.50%	\$ 14,543.10	\$ 14,624.60	0.56%	\$ 2,271.87
MGS-S Customer 9200	3.28%	\$ 9,575.77	\$ 9,695.50	1.25%	\$ 28,717.22	\$ 28,836.95	0.42%	\$ 3,767.73
MGS-S Customer 9201	3.92%	\$ 7,406.07	\$ 7,519.82	1.54%	\$ 26,642.24	\$ 26,755.99	0.43%	\$ 3,016.56
MGS-S Customer 9202	-0.95%	\$ 42,691.21	\$ 42,533.44	-0.37%	\$ 78,958.50	\$ 78,800.73	-0.20%	\$ 16,507.08
MGS-S Customer 9203	3.11%	\$ 15,892.92	\$ 16,068.54	1.11%	\$ 54,843.12	\$ 55,018.74	0.32%	\$ 5,821.85
MGS-S Customer 9204	3.71%	\$ 4,593.93	\$ 4,669.08	1.64%	\$ 14,470.42	\$ 14,545.57	0.52%	\$ 2,102.92
MGS-S Customer 9205	3.77%	\$ 4,592.45	\$ 4,670.44	1.70%	\$ 8,114.97	\$ 8,192.96	0.96%	\$ 2,147.80
MGS-S Customer 9206	4.19%	\$ 4,286.11	\$ 4,366.94	1.89%	\$ 12,730.19	\$ 12,811.02	0.63%	\$ 2,007.99
MGS-S Customer 9207	3.76%	\$ 5,313.96	\$ 5,399.57	1.61%	\$ 13,538.89	\$ 13,624.50	0.63%	\$ 2,365.50
MGS-S Customer 9208	4.42%	\$ 2,817.32	\$ 2,881.51	2.28%	\$ 8,393.39	\$ 8,457.58	0.76%	\$ 1,517.34
MGS-S Customer 9209	3.71%	\$ 4,486.08	\$ 4,560.98	1.67%	\$ 10,063.98	\$ 10,138.88	0.74%	\$ 2,095.91
MGS-S Customer 9210	4.44%	\$ 32,028.49	\$ 32,505.72	1.49%	\$ 104,992.70	\$ 105,469.93	0.45%	\$ 11,223.11
MGS-S Customer 9211	4.76%	\$ 5,668.23	\$ 5,780.87	1.99%	\$ 15,929.11	\$ 16,041.75	0.71%	\$ 2,479.48
MGS-S Customer 9212	3.56%	\$ 9,891.17	\$ 10,022.44	1.33%	\$ 37,021.94	\$ 37,153.21	0.35%	\$ 3,822.92
MGS-S Customer 9213	5.73%	\$ 5,173.66	\$ 5,302.53	2.49%	\$ 5,986.76	\$ 6,115.63	2.15%	\$ 2,378.87
MGS-S Customer 9214	4.65%	\$ 4,184.84	\$ 4,273.50	2.12%	\$ 9,531.92	\$ 9,620.58	0.93%	\$ 1,996.57
MGS-S Customer 9215	5.43%	\$ 1,113.31	\$ 1,155.68	3.81%	\$ 2,263.95	\$ 2,306.32	1.87%	\$ 823.21
MGS-S Customer 9216	4.40%	\$ 3,771.81	\$ 3,849.79	2.07%	\$ 9,311.31	\$ 9,389.29	0.84%	\$ 1,850.23
MGS-S Customer 9217	3.06%	\$ 12,216.29	\$ 12,358.74	1.17%	\$ 29,022.19	\$ 29,164.64	0.49%	\$ 4,795.19
MGS-S Customer 9218	4.39%	\$ 6,354.02	\$ 6,465.82	1.76%	\$ 24,919.58	\$ 25,031.38	0.45%	\$ 2,657.60
MGS-S Customer 9219	3.79%	\$ 8,911.47	\$ 9,038.60	1.43%	\$ 36,700.39	\$ 36,827.52	0.35%	\$ 3,479.09
MGS-S Customer 9220	4.33%	\$ 17,891.86	\$ 18,160.52	1.50%	\$ 65,855.18	\$ 66,123.84	0.41%	\$ 6,469.23
MGS-S Customer 9221	1.40%	\$ 46,797.25	\$ 47,050.67	0.54%	\$ 106,314.91	\$ 106,568.33	0.24%	\$ 18,356.09
MGS-S Customer 9222	3.74%	\$ 5,213.17	\$ 5,293.13	1.53%	\$ 10,839.51	\$ 10,919.47	0.74%	\$ 2,215.66
MGS-S Customer 9223	3.03%	\$ 10,094.73	\$ 10,210.14	1.14%	\$ 31,535.16	\$ 31,650.57	0.37%	\$ 3,929.77
MGS-S Customer 9224	5.23%	\$ 4,527.55	\$ 4,632.34	2.31%	\$ 11,203.40	\$ 11,308.19	0.94%	\$ 2,109.13
MGS-S Customer 9225	4.00%	\$ 12,382.69	\$ 12,562.67	1.45%	\$ 41,588.48	\$ 41,768.46	0.43%	\$ 4,679.42
MGS-S Customer 9226	3.16%	\$ 96,752.66	\$ 97,787.33	1.07%	\$ 257,270.26	\$ 258,304.93	0.40%	\$ 33,807.01
MGS-S Customer 9227	3.51%	\$ 45,931.69	\$ 46,471.57	1.18%	\$ 132,095.64	\$ 132,635.52	0.41%	\$ 15,942.20
MGS-S Customer 9228	3.53%	\$ 6,779.18	\$ 6,875.83	1.43%	\$ 20,093.18	\$ 20,189.83	0.48%	\$ 2,838.02
MGS-S Customer 9229	3.59%	\$ 8,988.17	\$ 9,113.75	1.40%	\$ 19,501.00	\$ 19,626.58	0.64%	\$ 3,626.92
MGS-S Customer 9230	4.27%	\$ 11,635.66	\$ 11,819.74	1.58%	\$ 30,804.53	\$ 30,988.61	0.60%	\$ 4,493.08
MGS-S Customer 9231	3.53%	\$ 12,770.33	\$ 12,934.55	1.29%	\$ 40,386.83	\$ 40,551.05	0.41%	\$ 4,820.96
MGS-S Customer 9232	3.73%	\$ 9,441.38	\$ 9,574.07	1.41%	\$ 33,546.44	\$ 33,679.13	0.40%	\$ 3,689.24
MGS-S Customer 9233	4.51%	\$ 4,314.38	\$ 4,401.80	2.03%	\$ 12,106.59	\$ 12,194.01	0.72%	\$ 2,023.80
MGS-S Customer 9234	2.68%	\$ 22,816.28	\$ 23,029.04	0.93%	\$ 70,930.42	\$ 71,143.18	0.30%	\$ 8,156.10
MGS-S Customer 9235	3.73%	\$ 6,188.91	\$ 6,283.76	1.53%	\$ 18,958.79	\$ 19,053.64	0.50%	\$ 2,637.65
MGS-S Customer 9236	4.28%	\$ 12,879.41	\$ 13,080.50	1.56%	\$ 35,736.71	\$ 35,937.80	0.56%	\$ 4,900.33
MGS-S Customer 9237	3.12%	\$ 7,619.59	\$ 7,712.93	1.23%	\$ 26,886.96	\$ 26,980.30	0.35%	\$ 3,085.54

Internal Use

Customer	Distribution % Difference	Delivery 8/24 Prices	Delivery 1/25 Prices	Delivery % Difference	Bundled 8/24 Prices	Bundled 1/25 Prices	Bundled % Difference	Distribution 1/25 Prices
MGS-S Customer 9238	5.17%	\$ 7,841.35	\$ 7,998.34	2.00%	\$ 24,798.08	\$ 24,955.07	0.63%	\$ 3,192.52
MGS-S Customer 9239	4.12%	\$ 5,327.54	\$ 5,416.26	1.67%	\$ 12,759.25	\$ 12,847.97	0.70%	\$ 2,244.38
MGS-S Customer 9240	4.32%	\$ 2,775.53	\$ 2,837.70	2.24%	\$ 8,544.93	\$ 8,607.10	0.73%	\$ 1,501.10
MGS-S Customer 9241	3.94%	\$ 4,887.77	\$ 4,967.12	1.62%	\$ 11,771.01	\$ 11,850.36	0.67%	\$ 2,094.32
MGS-S Customer 9242	3.09%	\$ 37,768.06	\$ 38,155.58	1.03%	\$ 148,777.50	\$ 149,165.02	0.26%	\$ 12,914.55
MGS-S Customer 9243	4.84%	\$ 3,861.76	\$ 3,949.07	2.26%	\$ 8,184.81	\$ 8,272.12	1.07%	\$ 1,891.93
MGS-S Customer 9244	3.64%	\$ 3,124.14	\$ 3,176.79	1.69%	\$ 7,099.83	\$ 7,152.48	0.74%	\$ 1,499.91
MGS-S Customer 9245	2.53%	\$ 3,874.61	\$ 3,917.92	1.12%	\$ 7,779.11	\$ 7,822.42	0.56%	\$ 1,757.46
MGS-S Customer 9246	2.68%	\$ 3,569.41	\$ 3,612.61	1.21%	\$ 6,811.76	\$ 6,854.96	0.63%	\$ 1,656.72
MGS-S Customer 9247	3.65%	\$ 21,462.77	\$ 21,732.63	1.26%	\$ 73,585.28	\$ 73,855.14	0.37%	\$ 7,673.19
MGS-S Customer 9248	3.24%	\$ 5,732.96	\$ 5,811.65	1.37%	\$ 14,074.21	\$ 14,152.90	0.56%	\$ 2,507.82
MGS-S Customer 9249	3.21%	\$ 15,071.78	\$ 15,244.22	1.14%	\$ 54,241.36	\$ 54,413.80	0.32%	\$ 5,536.07
MGS-S Customer 9250	3.92%	\$ 6,332.96	\$ 6,427.68	1.50%	\$ 25,179.61	\$ 25,274.33	0.38%	\$ 2,512.47
MGS-S Customer 9251	4.94%	\$ 7,284.02	\$ 7,421.14	1.88%	\$ 17,467.20	\$ 17,604.32	0.79%	\$ 2,911.30
MGS-S Customer 9252	4.44%	\$ 6,957.67	\$ 7,076.77	1.71%	\$ 15,979.93	\$ 16,099.03	0.75%	\$ 2,802.79
MGS-S Customer 9253	3.37%	\$ 8,115.64	\$ 8,223.13	1.32%	\$ 22,231.32	\$ 22,338.81	0.48%	\$ 3,296.25
MGS-S Customer 9254	3.30%	\$ 10,461.65	\$ 10,590.66	1.23%	\$ 34,639.84	\$ 34,768.85	0.37%	\$ 4,040.20
MGS-S Customer 9255	3.18%	\$ 5,048.20	\$ 5,118.19	1.39%	\$ 13,448.86	\$ 13,518.85	0.52%	\$ 2,273.76
MGS-S Customer 9256	3.32%	\$ 9,990.37	\$ 10,116.01	1.26%	\$ 29,872.25	\$ 29,997.89	0.42%	\$ 3,906.99
MGS-S Customer 9257	3.57%	\$ 8,540.47	\$ 8,657.27	1.37%	\$ 30,250.57	\$ 30,367.37	0.39%	\$ 3,391.51
MGS-S Customer 9258	4.67%	\$ 2,589.77	\$ 2,649.71	2.31%	\$ 2,935.99	\$ 2,995.93	2.04%	\$ 1,342.58
MGS-S Customer 9259	2.76%	\$ 3,070.00	\$ 3,109.47	1.29%	\$ 8,243.63	\$ 8,283.10	0.48%	\$ 1,469.85
MGS-S Customer 9260	3.81%	\$ 8,201.47	\$ 8,322.86	1.48%	\$ 25,807.22	\$ 25,928.61	0.47%	\$ 3,304.39
MGS-S Customer 9261	4.37%	\$ 5,700.35	\$ 5,799.43	1.74%	\$ 14,759.17	\$ 14,858.25	0.67%	\$ 2,363.95
MGS-S Customer 9262	3.67%	\$ 4,628.79	\$ 4,698.93	1.52%	\$ 14,498.31	\$ 14,568.45	0.48%	\$ 1,981.81
MGS-S Customer 9263	5.16%	\$ 994.90	\$ 1,027.36	3.26%	\$ 18,899.45	\$ 18,931.91	0.17%	\$ 662.11
MGS-S Customer 9264	4.84%	\$ 6,856.03	\$ 6,990.34	1.96%	\$ 14,694.52	\$ 14,828.83	0.91%	\$ 2,911.49
MGS-S Customer 9265	2.85%	\$ 2,706.37	\$ 2,742.90	1.35%	\$ 11,206.79	\$ 11,243.32	0.33%	\$ 1,320.21
MGS-S Customer 9266	3.76%	\$ 6,232.20	\$ 6,322.60	1.45%	\$ 22,695.19	\$ 22,785.59	0.40%	\$ 2,493.51
MGS-S Customer 9267	3.17%	\$ 5,273.01	\$ 5,341.51	1.30%	\$ 11,653.49	\$ 11,721.99	0.59%	\$ 2,228.47
MGS-S Customer 9268	4.90%	\$ 13,663.90	\$ 13,893.86	1.68%	\$ 53,509.93	\$ 53,739.89	0.43%	\$ 4,925.87
MGS-S Customer 9269	3.15%	\$ 4,392.37	\$ 4,451.05	1.34%	\$ 10,503.99	\$ 10,562.67	0.56%	\$ 1,924.11
MGS-S Customer 9270	4.51%	\$ 3,388.17	\$ 3,461.92	2.18%	\$ 9,810.59	\$ 9,884.34	0.75%	\$ 1,710.61
MGS-S Customer 9271	4.73%	\$ 13,902.56	\$ 14,137.97	1.69%	\$ 43,752.80	\$ 43,988.21	0.54%	\$ 5,211.98
MGS-S Customer 9272	3.91%	\$ 4,832.46	\$ 4,914.69	1.70%	\$ 15,231.02	\$ 15,313.25	0.54%	\$ 2,183.18
MGS-S Customer 9273	4.86%	\$ 3,301.36	\$ 3,379.31	2.36%	\$ 9,684.47	\$ 9,762.42	0.80%	\$ 1,681.84
MGS-S Customer 9274	4.44%	\$ 4,811.00	\$ 4,899.52	1.84%	\$ 9,868.65	\$ 9,957.17	0.90%	\$ 2,082.70
MGS-S Customer 9275	5.27%	\$ 2,884.90	\$ 2,962.18	2.68%	\$ 8,625.96	\$ 8,703.24	0.90%	\$ 1,542.42
MGS-S Customer 9276	3.63%	\$ 18,078.94	\$ 18,301.19	1.23%	\$ 71,510.33	\$ 71,732.58	0.31%	\$ 6,352.92
MGS-S Customer 9277	4.01%	\$ 6,983.13	\$ 7,094.13	1.59%	\$ 24,922.53	\$ 25,033.53	0.45%	\$ 2,879.05

Customer	Distribution % Difference	Delivery 8/24 Prices	Delivery 1/25 Prices	Delivery % Difference	Bundled 8/24 Prices	Bundled 1/25 Prices	Bundled % Difference	Distribution 1/25 Prices
MGS-S Customer 9278	4.19%	\$ 2,109.11	\$ 2,155.43	2.20%	\$ 5,615.98	\$ 5,662.30	0.82%	\$ 1,151.33
MGS-S Customer 9279	4.37%	\$ 4,425.56	\$ 4,513.52	1.99%	\$ 7,026.20	\$ 7,114.16	1.25%	\$ 2,098.88
MGS-S Customer 9280	1.95%	\$ 13,209.66	\$ 13,301.39	0.69%	\$ 64,363.22	\$ 64,454.95	0.14%	\$ 4,790.76
MGS-S Customer 9281	3.48%	\$ 8,040.40	\$ 8,148.77	1.35%	\$ 28,744.98	\$ 28,853.35	0.38%	\$ 3,224.05
MGS-S Customer 9282	3.72%	\$ 4,070.87	\$ 4,135.79	1.59%	\$ 10,795.74	\$ 10,860.66	0.60%	\$ 1,810.16
MGS-S Customer 9283	3.92%	\$ 4,164.45	\$ 4,238.97	1.79%	\$ 10,919.72	\$ 10,994.24	0.68%	\$ 1,976.47
MGS-S Customer 9284	2.85%	\$ 10,644.75	\$ 10,756.22	1.05%	\$ 27,008.91	\$ 27,120.38	0.41%	\$ 4,022.48
MGS-S Customer 9285	4.19%	\$ 7,981.61	\$ 8,112.84	1.64%	\$ 21,460.15	\$ 21,591.38	0.61%	\$ 3,259.73
MGS-S Customer 9286	3.42%	\$ 13,581.95	\$ 13,746.45	1.21%	\$ 59,461.10	\$ 59,625.60	0.28%	\$ 4,972.62
MGS-S Customer 9287	3.33%	\$ 9,997.46	\$ 10,121.98	1.25%	\$ 36,762.58	\$ 36,887.10	0.34%	\$ 3,860.70
MGS-S Customer 9288	3.99%	\$ 7,014.61	\$ 7,126.14	1.59%	\$ 22,710.90	\$ 22,822.43	0.49%	\$ 2,905.84
MGS-S Customer 9289	4.54%	\$ 4,676.12	\$ 4,763.08	1.86%	\$ 14,213.37	\$ 14,300.33	0.61%	\$ 2,004.23
MGS-S Customer 9290	3.68%	\$ 8,178.84	\$ 8,290.40	1.36%	\$ 29,087.38	\$ 29,198.94	0.38%	\$ 3,139.04
MGS-S Customer 9291	3.75%	\$ 6,163.91	\$ 6,254.65	1.47%	\$ 17,224.63	\$ 17,315.37	0.53%	\$ 2,508.05
MGS-S Customer 9292	4.84%	\$ 4,787.58	\$ 4,889.33	2.13%	\$ 10,876.46	\$ 10,978.21	0.94%	\$ 2,202.37
MGS-S Customer 9293	4.06%	\$ 61,721.63	\$ 62,547.78	1.34%	\$ 191,211.99	\$ 192,038.14	0.43%	\$ 21,157.55
MGS-S Customer 9294	4.23%	\$ 6,723.36	\$ 6,832.93	1.63%	\$ 18,172.58	\$ 18,282.15	0.60%	\$ 2,702.67
MGS-S Customer 9295	3.73%	\$ 6,078.59	\$ 6,172.37	1.54%	\$ 17,905.22	\$ 17,999.00	0.52%	\$ 2,605.96
MGS-S Customer 9296	3.81%	\$ 5,127.88	\$ 5,205.51	1.51%	\$ 20,534.39	\$ 20,612.02	0.38%	\$ 2,116.80
MGS-S Customer 9297	3.57%	\$ 10,303.18	\$ 10,439.70	1.33%	\$ 38,594.86	\$ 38,731.38	0.35%	\$ 3,958.17
MGS-S Customer 9298	3.95%	\$ 32,171.93	\$ 32,599.24	1.33%	\$ 105,803.44	\$ 106,230.75	0.40%	\$ 11,254.40
MGS-S Customer 9299	4.64%	\$ 3,010.83	\$ 3,074.68	2.12%	\$ 10,305.42	\$ 10,369.27	0.62%	\$ 1,439.89
MGS-S Customer 9300	3.38%	\$ 4,585.04	\$ 4,649.25	1.40%	\$ 14,609.73	\$ 14,673.94	0.44%	\$ 1,964.30
MGS-S Customer 9301	3.02%	\$ 39,093.46	\$ 39,484.90	1.00%	\$ 153,699.92	\$ 154,091.36	0.25%	\$ 13,347.73
MGS-S Customer 9302	3.25%	\$ 56,731.35	\$ 57,331.63	1.06%	\$ 226,362.62	\$ 226,962.90	0.27%	\$ 19,096.67
MGS-S Customer 9303	4.01%	\$ 6,691.34	\$ 6,800.40	1.63%	\$ 17,139.61	\$ 17,248.67	0.64%	\$ 2,830.64
MGS-S Customer 9304	4.10%	\$ 5,083.91	\$ 5,173.98	1.77%	\$ 13,180.63	\$ 13,270.70	0.68%	\$ 2,287.96
MGS-S Customer 9305	3.45%	\$ 45,042.35	\$ 45,556.63	1.14%	\$ 159,104.91	\$ 159,619.19	0.32%	\$ 15,432.92
MGS-S Customer 9306	3.90%	\$ 5,900.30	\$ 5,996.12	1.62%	\$ 16,694.10	\$ 16,789.92	0.57%	\$ 2,552.13
MGS-S Customer 9307	3.39%	\$ 16,984.49	\$ 17,187.31	1.19%	\$ 58,016.12	\$ 58,218.94	0.35%	\$ 6,190.13
MGS-S Customer 9308	3.45%	\$ 13,531.24	\$ 13,697.46	1.23%	\$ 55,420.30	\$ 55,586.52	0.30%	\$ 4,983.60
MGS-S Customer 9309	3.59%	\$ 14,272.18	\$ 14,453.58	1.27%	\$ 38,075.59	\$ 38,256.99	0.48%	\$ 5,238.12
MGS-S Customer 9310	3.19%	\$ 21,212.22	\$ 21,452.83	1.13%	\$ 55,820.40	\$ 56,061.01	0.43%	\$ 7,786.12
MGS-S Customer 9311	4.30%	\$ 3,141.46	\$ 3,207.56	2.10%	\$ 12,263.13	\$ 12,329.23	0.54%	\$ 1,604.71
MGS-S Customer 9312	3.55%	\$ 8,554.03	\$ 8,670.07	1.36%	\$ 31,385.51	\$ 31,501.55	0.37%	\$ 3,388.12
MGS-S Customer 9313	4.70%	\$ 3,465.87	\$ 3,544.49	2.27%	\$ 8,050.13	\$ 8,128.75	0.98%	\$ 1,751.47
MGS-S Customer 9314	2.75%	\$ 7,648.43	\$ 7,737.49	1.16%	\$ 16,350.75	\$ 16,439.81	0.54%	\$ 3,329.54
MGS-S Customer 9315	3.66%	\$ 6,115.11	\$ 6,203.26	1.44%	\$ 16,352.68	\$ 16,440.83	0.54%	\$ 2,496.43
MGS-S Customer 9316	3.46%	\$ 7,612.62	\$ 7,713.36	1.32%	\$ 17,857.27	\$ 17,958.01	0.56%	\$ 3,016.25
MGS-S Customer 9317	3.74%	\$ 7,202.13	\$ 7,303.21	1.40%	\$ 27,474.33	\$ 27,575.41	0.37%	\$ 2,803.95

Internal Use

Customer	Distribution % Difference	Delivery 8/24 Prices	Delivery 1/25 Prices	Delivery % Difference	Bundled 8/24 Prices	Bundled 1/25 Prices	Bundled % Difference	Distribution 1/25 Prices
MGS-S Customer 9318	3.23%	\$ 12,421.57	\$ 12,568.01	1.18%	\$ 42,258.10	\$ 42,404.54	0.35%	\$ 4,680.95
MGS-S Customer 9319	3.73%	\$ 4,281.00	\$ 4,347.44	1.55%	\$ 15,934.64	\$ 16,001.08	0.42%	\$ 1,848.33
MGS-S Customer 9320	3.89%	\$ 5,177.88	\$ 5,264.20	1.67%	\$ 15,680.77	\$ 15,767.09	0.55%	\$ 2,302.62
MGS-S Customer 9321	2.41%	\$ 2,407.09	\$ 2,439.70	1.35%	\$ 5,560.77	\$ 5,593.38	0.59%	\$ 1,385.74
MGS-S Customer 9322	4.65%	\$ 2,672.06	\$ 2,737.89	2.46%	\$ 6,266.34	\$ 6,332.17	1.05%	\$ 1,481.50
MGS-S Customer 9323	3.43%	\$ 5,006.62	\$ 5,076.47	1.40%	\$ 15,944.17	\$ 16,014.02	0.44%	\$ 2,104.69
MGS-S Customer 9324	3.20%	\$ 6,685.38	\$ 6,768.87	1.25%	\$ 16,673.97	\$ 16,757.46	0.50%	\$ 2,694.06
MGS-S Customer 9325	3.80%	\$ 4,367.17	\$ 4,440.92	1.69%	\$ 15,269.75	\$ 15,343.50	0.48%	\$ 2,017.09
MGS-S Customer 9326	3.60%	\$ 6,432.10	\$ 6,521.50	1.39%	\$ 21,114.41	\$ 21,203.81	0.42%	\$ 2,574.85
MGS-S Customer 9327	4.40%	\$ 5,356.62	\$ 5,451.15	1.76%	\$ 14,452.01	\$ 14,546.54	0.65%	\$ 2,243.99
MGS-S Customer 9328	3.13%	\$ 34,935.08	\$ 35,296.20	1.03%	\$ 151,689.69	\$ 152,050.81	0.24%	\$ 11,890.03
MGS-S Customer 9329	4.19%	\$ 4,739.54	\$ 4,822.96	1.76%	\$ 7,377.55	\$ 7,460.97	1.13%	\$ 2,073.94
MGS-S Customer 9330	5.33%	\$ 3,061.69	\$ 3,142.73	2.65%	\$ 9,143.37	\$ 9,224.41	0.89%	\$ 1,601.90
MGS-S Customer 9331	4.03%	\$ 7,203.28	\$ 7,318.97	1.61%	\$ 20,398.45	\$ 20,514.14	0.57%	\$ 2,989.53
MGS-S Customer 9332	4.26%	\$ 5,602.63	\$ 5,695.98	1.67%	\$ 21,097.58	\$ 21,190.93	0.44%	\$ 2,283.60
MGS-S Customer 9333	5.17%	\$ 827.96	\$ 870.35	5.12%	\$ 1,237.82	\$ 1,280.21	3.42%	\$ 861.98
MGS-S Customer 9334	4.11%	\$ 5,345.67	\$ 5,439.64	1.76%	\$ 12,997.45	\$ 13,091.42	0.72%	\$ 2,382.34
MGS-S Customer 9335	3.56%	\$ 7,733.98	\$ 7,841.52	1.39%	\$ 26,927.53	\$ 27,035.07	0.40%	\$ 3,128.71
MGS-S Customer 9336	3.68%	\$ 7,615.93	\$ 7,720.03	1.37%	\$ 30,032.52	\$ 30,136.62	0.35%	\$ 2,932.40
MGS-S Customer 9337	3.65%	\$ 7,175.05	\$ 7,274.74	1.39%	\$ 22,514.49	\$ 22,614.18	0.44%	\$ 2,829.04
MGS-S Customer 9338	2.86%	\$ 13,322.72	\$ 13,473.18	1.13%	\$ 21,218.34	\$ 21,368.80	0.71%	\$ 5,419.22
MGS-S Customer 9339	3.62%	\$ 4,010.68	\$ 4,078.18	1.68%	\$ 9,413.07	\$ 9,480.57	0.72%	\$ 1,931.35
MGS-S Customer 9340	4.71%	\$ 9,600.26	\$ 9,770.05	1.77%	\$ 31,950.23	\$ 32,120.02	0.53%	\$ 3,777.65
MGS-S Customer 9341	1.95%	\$ 4,779.57	\$ 4,818.73	0.82%	\$ 11,806.79	\$ 11,845.95	0.33%	\$ 2,047.02
MGS-S Customer 9342	3.55%	\$ 8,821.90	\$ 8,947.06	1.42%	\$ 22,954.03	\$ 23,079.19	0.55%	\$ 3,648.01
MGS-S Customer 9343	4.41%	\$ 14,438.87	\$ 14,668.74	1.59%	\$ 36,971.67	\$ 37,201.54	0.62%	\$ 5,447.47
MGS-S Customer 9344	3.74%	\$ 6,731.32	\$ 6,834.29	1.53%	\$ 14,990.30	\$ 15,093.27	0.69%	\$ 2,858.51
MGS-S Customer 9345	4.56%	\$ 17,661.40	\$ 17,945.49	1.61%	\$ 53,585.90	\$ 53,869.99	0.53%	\$ 6,519.57
MGS-S Customer 9346	3.73%	\$ 6,829.04	\$ 6,932.98	1.52%	\$ 15,377.10	\$ 15,481.04	0.68%	\$ 2,890.43
MGS-S Customer 9347	3.96%	\$ 1,761.04	\$ 1,800.51	2.24%	\$ 4,271.30	\$ 4,310.77	0.92%	\$ 1,036.64
MGS-S Customer 9348	3.65%	\$ 4,002.54	\$ 4,065.54	1.57%	\$ 10,435.58	\$ 10,498.58	0.60%	\$ 1,788.20
MGS-S Customer 9349	3.61%	\$ 20,530.91	\$ 20,791.90	1.27%	\$ 51,628.91	\$ 51,889.90	0.51%	\$ 7,497.56
MGS-S Customer 9350	2.95%	\$ 7,959.39	\$ 8,052.48	1.17%	\$ 21,450.84	\$ 21,543.93	0.43%	\$ 3,243.50
MGS-S Customer 9351	4.18%	\$ 21,927.69	\$ 22,245.70	1.45%	\$ 62,751.81	\$ 63,069.82	0.51%	\$ 7,924.00
MGS-S Customer 9352	3.62%	\$ 3,572.89	\$ 3,635.29	1.75%	\$ 7,924.05	\$ 7,986.45	0.79%	\$ 1,786.46
MGS-S Customer 9353	3.26%	\$ 4,190.28	\$ 4,253.18	1.50%	\$ 10,000.36	\$ 10,063.26	0.63%	\$ 1,989.47
MGS-S Customer 9354	4.01%	\$ 7,112.73	\$ 7,220.40	1.51%	\$ 24,573.82	\$ 24,681.49	0.44%	\$ 2,794.35
MGS-S Customer 9355	4.16%	\$ 4,300.10	\$ 4,375.37	1.75%	\$ 11,852.13	\$ 11,927.40	0.64%	\$ 1,885.78
MGS-S Customer 9356	4.35%	\$ 5,454.79	\$ 5,553.70	1.81%	\$ 20,239.37	\$ 20,338.28	0.49%	\$ 2,370.87
MGS-S Customer 9357	4.25%	\$ 5,947.05	\$ 6,052.72	1.78%	\$ 13,614.48	\$ 13,720.15	0.78%	\$ 2,592.48

Internal Use

Customer	Distribution % Difference	Delivery 8/24 Prices	Delivery 1/25 Prices	Delivery % Difference	Bundled 8/24 Prices	Bundled 1/25 Prices	Bundled % Difference	Distribution 1/25 Prices
MGS-S Customer 9358	3.35%	\$ 3,961.98	\$ 4,019.15	1.44%	\$ 11,853.60	\$ 11,910.77	0.48%	\$ 1,762.62
MGS-S Customer 9359	1.64%	\$ 7,084.38	\$ 7,132.94	0.69%	\$ 9,662.17	\$ 9,710.73	0.50%	\$ 3,008.35
MGS-S Customer 9360	3.69%	\$ 4,793.38	\$ 4,870.76	1.61%	\$ 14,150.66	\$ 14,228.04	0.55%	\$ 2,175.94
MGS-S Customer 9361	3.20%	\$ 13,172.78	\$ 13,324.16	1.15%	\$ 52,049.85	\$ 52,201.23	0.29%	\$ 4,877.75
MGS-S Customer 9362	3.31%	\$ 8,078.62	\$ 8,182.71	1.29%	\$ 26,890.99	\$ 26,995.08	0.39%	\$ 3,249.63
MGS-S Customer 9363	3.48%	\$ 13,399.69	\$ 13,569.37	1.27%	\$ 40,466.47	\$ 40,636.15	0.42%	\$ 5,043.35
MGS-S Customer 9364	4.06%	\$ 8,894.21	\$ 9,027.11	1.49%	\$ 46,144.28	\$ 46,277.18	0.29%	\$ 3,407.77
MGS-S Customer 9365	3.86%	\$ 9,719.29	\$ 9,858.85	1.44%	\$ 38,454.55	\$ 38,594.11	0.36%	\$ 3,754.11
MGS-S Customer 9366	4.54%	\$ 4,066.04	\$ 4,149.77	2.06%	\$ 12,965.47	\$ 13,049.20	0.65%	\$ 1,929.44
MGS-S Customer 9367	3.60%	\$ 25,018.95	\$ 25,320.65	1.21%	\$ 110,433.33	\$ 110,735.03	0.27%	\$ 8,673.66
MGS-S Customer 9368	3.56%	\$ 6,753.38	\$ 6,844.93	1.36%	\$ 24,963.12	\$ 25,054.67	0.37%	\$ 2,661.41
MGS-S Customer 9369	3.89%	\$ 4,371.71	\$ 4,443.24	1.64%	\$ 11,668.70	\$ 11,740.23	0.61%	\$ 1,911.48
MGS-S Customer 9370	3.60%	\$ 3,960.54	\$ 4,022.13	1.56%	\$ 10,681.99	\$ 10,743.58	0.58%	\$ 1,771.35
MGS-S Customer 9371	2.69%	\$ 29,931.83	\$ 30,206.70	0.92%	\$ 96,296.17	\$ 96,571.04	0.29%	\$ 10,498.26
MGS-S Customer 9372	2.19%	\$ 7,279.58	\$ 7,347.91	0.94%	\$ 17,627.30	\$ 17,695.63	0.39%	\$ 3,191.50
MGS-S Customer 9373	2.89%	\$ 10,654.66	\$ 10,772.46	1.11%	\$ 22,017.04	\$ 22,134.84	0.54%	\$ 4,194.63
MGS-S Customer 9374	4.01%	\$ 4,022.51	\$ 4,097.17	1.86%	\$ 9,350.17	\$ 9,424.83	0.80%	\$ 1,937.55
MGS-S Customer 9375	3.52%	\$ 8,182.22	\$ 8,288.59	1.30%	\$ 30,481.00	\$ 30,587.37	0.35%	\$ 3,129.26
MGS-S Customer 9376	3.66%	\$ 58,393.48	\$ 59,102.19	1.21%	\$ 198,560.72	\$ 199,269.43	0.36%	\$ 20,065.04
MGS-S Customer 9377	4.81%	\$ 12,137.22	\$ 12,351.20	1.76%	\$ 32,585.85	\$ 32,799.83	0.66%	\$ 4,663.89
MGS-S Customer 9378	1.78%	\$ 33,329.44	\$ 33,546.75	0.65%	\$ 104,876.78	\$ 105,094.09	0.21%	\$ 12,416.64
MGS-S Customer 9379	3.97%	\$ 8,412.33	\$ 8,539.06	1.51%	\$ 16,178.49	\$ 16,305.22	0.78%	\$ 3,315.61
MGS-S Customer 9380	5.38%	\$ 1,286.65	\$ 1,338.76	4.05%	\$ 2,013.37	\$ 2,065.48	2.59%	\$ 1,020.29
MGS-S Customer 9381	3.48%	\$ 20,225.72	\$ 20,473.79	1.23%	\$ 57,850.46	\$ 58,098.53	0.43%	\$ 7,372.60
MGS-S Customer 9382	4.74%	\$ 5,140.25	\$ 5,242.81	2.00%	\$ 19,356.02	\$ 19,458.58	0.53%	\$ 2,267.08
MGS-S Customer 9383	3.84%	\$ 3,873.69	\$ 3,938.27	1.67%	\$ 9,927.84	\$ 9,992.42	0.65%	\$ 1,746.73
MGS-S Customer 9384	3.45%	\$ 15,695.98	\$ 15,888.58	1.23%	\$ 53,014.49	\$ 53,207.09	0.36%	\$ 5,769.11
MGS-S Customer 9385	4.50%	\$ 6,557.59	\$ 6,670.80	1.73%	\$ 20,549.98	\$ 20,663.19	0.55%	\$ 2,628.33
MGS-S Customer 9386	4.13%	\$ 5,757.43	\$ 5,850.31	1.61%	\$ 20,399.86	\$ 20,492.74	0.46%	\$ 2,342.95
MGS-S Customer 9387	4.12%	\$ 4,678.60	\$ 4,758.44	1.71%	\$ 12,511.26	\$ 12,591.10	0.64%	\$ 2,015.51
MGS-S Customer 9388	3.92%	\$ 7,181.62	\$ 7,288.04	1.48%	\$ 24,345.85	\$ 24,452.27	0.44%	\$ 2,819.95
MGS-S Customer 9389	2.86%	\$ 8,055.62	\$ 8,146.73	1.13%	\$ 21,375.56	\$ 21,466.67	0.43%	\$ 3,277.49
MGS-S Customer 9390	3.76%	\$ 7,462.50	\$ 7,572.12	1.47%	\$ 28,599.79	\$ 28,709.41	0.38%	\$ 3,021.74
MGS-S Customer 9391	3.86%	\$ 44,778.93	\$ 45,364.90	1.31%	\$ 102,568.92	\$ 103,154.89	0.57%	\$ 15,754.26
MGS-S Customer 9392	3.53%	\$ 36,089.18	\$ 36,522.61	1.20%	\$ 96,379.26	\$ 96,812.69	0.45%	\$ 12,702.31
MGS-S Customer 9393	4.16%	\$ 3,531.83	\$ 3,602.44	2.00%	\$ 8,739.17	\$ 8,809.78	0.81%	\$ 1,768.07
MGS-S Customer 9394	5.71%	\$ 2,471.48	\$ 2,548.09	3.10%	\$ 5,467.59	\$ 5,544.20	1.40%	\$ 1,418.85
MGS-S Customer 9395	2.70%	\$ 60,695.86	\$ 61,232.81	0.88%	\$ 267,467.39	\$ 268,004.34	0.20%	\$ 20,396.90
MGS-S Customer 9396	4.48%	\$ 3,749.89	\$ 3,828.17	2.09%	\$ 11,625.74	\$ 11,704.02	0.67%	\$ 1,826.27
MGS-S Customer 9397	2.96%	\$ 12,620.21	\$ 12,755.51	1.07%	\$ 49,138.88	\$ 49,274.18	0.28%	\$ 4,699.99

Internal Use

Customer	Distribution % Difference	Delivery 8/24 Prices	Delivery 1/25 Prices	Delivery % Difference	Bundled 8/24 Prices	Bundled 1/25 Prices	Bundled % Difference	Distribution 1/25 Prices
MGS-S Customer 9398	4.33%	\$ 3,102.56	\$ 3,162.29	1.93%	\$ 14,684.44	\$ 14,744.17	0.41%	\$ 1,440.45
MGS-S Customer 9399	4.58%	\$ 5,063.68	\$ 5,162.95	1.96%	\$ 15,388.54	\$ 15,487.81	0.65%	\$ 2,267.32
MGS-S Customer 9400	3.50%	\$ 6,241.32	\$ 6,331.98	1.45%	\$ 15,020.20	\$ 15,110.86	0.60%	\$ 2,682.92
MGS-S Customer 9401	4.78%	\$ 4,741.70	\$ 4,840.68	2.09%	\$ 13,093.23	\$ 13,192.21	0.76%	\$ 2,169.98
MGS-S Customer 9402	4.00%	\$ 5,988.56	\$ 6,090.22	1.70%	\$ 8,469.91	\$ 8,571.57	1.20%	\$ 2,642.45
MGS-S Customer 9403	3.66%	\$ 7,374.55	\$ 7,482.24	1.46%	\$ 19,869.62	\$ 19,977.31	0.54%	\$ 3,051.82
MGS-S Customer 9404	3.91%	\$ 5,964.12	\$ 6,055.27	1.53%	\$ 19,262.35	\$ 19,353.50	0.47%	\$ 2,423.40
MGS-S Customer 9405	3.51%	\$ 9,491.07	\$ 9,612.52	1.28%	\$ 31,570.47	\$ 31,691.92	0.38%	\$ 3,586.09
MGS-S Customer 9406	6.00%	\$ 3,860.47	\$ 3,956.74	2.49%	\$ 16,857.73	\$ 16,954.00	0.57%	\$ 1,700.29
MGS-S Customer 9407	3.76%	\$ 4,029.07	\$ 4,098.93	1.73%	\$ 11,010.58	\$ 11,080.44	0.63%	\$ 1,927.10
MGS-S Customer 9408	3.16%	\$ 20,050.78	\$ 20,272.77	1.11%	\$ 61,432.51	\$ 61,654.50	0.36%	\$ 7,250.68
MGS-S Customer 9409	3.89%	\$ 6,302.56	\$ 6,398.44	1.52%	\$ 17,179.32	\$ 17,275.20	0.56%	\$ 2,558.37
MGS-S Customer 9410	4.25%	\$ 7,624.23	\$ 7,750.34	1.65%	\$ 8,239.77	\$ 8,365.88	1.53%	\$ 3,093.71
MGS-S Customer 9411	4.15%	\$ 3,601.17	\$ 3,667.18	1.83%	\$ 9,312.75	\$ 9,378.76	0.71%	\$ 1,655.36
MGS-S Customer 9412	3.23%	\$ 4,206.91	\$ 4,269.75	1.49%	\$ 8,260.98	\$ 8,323.82	0.76%	\$ 2,007.57
MGS-S Customer 9413	3.11%	\$ 10,125.17	\$ 10,252.41	1.26%	\$ 28,327.37	\$ 28,454.61	0.45%	\$ 4,221.23
MGS-S Customer 9414	4.29%	\$ 6,286.76	\$ 6,397.78	1.77%	\$ 15,263.31	\$ 15,374.33	0.73%	\$ 2,701.74
MGS-S Customer 9415	1.94%	\$ 4,039.55	\$ 4,073.92	0.85%	\$ 8,691.11	\$ 8,725.48	0.40%	\$ 1,807.17
MGS-S Customer 9416	3.40%	\$ 11,323.66	\$ 11,461.43	1.22%	\$ 38,654.50	\$ 38,792.27	0.36%	\$ 4,185.49
MGS-S Customer 9417	3.69%	\$ 4,844.21	\$ 4,916.63	1.49%	\$ 17,555.70	\$ 17,628.12	0.41%	\$ 2,036.68
MGS-S Customer 9418	4.78%	\$ 30,661.59	\$ 31,145.28	1.58%	\$ 124,787.43	\$ 125,271.12	0.39%	\$ 10,601.05
MGS-S Customer 9419	3.63%	\$ 8,823.85	\$ 8,945.78	1.38%	\$ 32,014.80	\$ 32,136.73	0.38%	\$ 3,480.07
MGS-S Customer 9420	2.25%	\$ 2,693.49	\$ 2,726.03	1.21%	\$ 6,509.78	\$ 6,542.32	0.50%	\$ 1,479.95
MGS-S Customer 9421	3.22%	\$ 5,721.70	\$ 5,800.26	1.37%	\$ 11,937.87	\$ 12,016.43	0.66%	\$ 2,518.87
MGS-S Customer 9422	3.26%	\$ 9,150.36	\$ 9,260.41	1.20%	\$ 28,054.14	\$ 28,164.19	0.39%	\$ 3,488.28
MGS-S Customer 9423	3.84%	\$ 7,575.68	\$ 7,691.62	1.53%	\$ 18,279.90	\$ 18,395.84	0.63%	\$ 3,135.71
MGS-S Customer 9424	3.35%	\$ 9,554.69	\$ 9,678.84	1.30%	\$ 19,097.99	\$ 19,222.14	0.65%	\$ 3,829.04
MGS-S Customer 9425	2.96%	\$ 10,096.83	\$ 10,209.87	1.12%	\$ 30,792.27	\$ 30,905.31	0.37%	\$ 3,935.22
MGS-S Customer 9426	3.00%	\$ 7,059.90	\$ 7,145.79	1.22%	\$ 18,678.23	\$ 18,764.12	0.46%	\$ 2,944.51
MGS-S Customer 9427	3.49%	\$ 11,382.93	\$ 11,532.16	1.31%	\$ 26,867.94	\$ 27,017.17	0.56%	\$ 4,424.03
MGS-S Customer 9428	4.98%	\$ 23,645.67	\$ 24,050.89	1.71%	\$ 64,561.20	\$ 64,966.42	0.63%	\$ 8,535.92
MGS-S Customer 9429	5.43%	\$ 9,904.77	\$ 10,105.74	2.03%	\$ 28,250.94	\$ 28,451.91	0.71%	\$ 3,904.97
MGS-S Customer 9430	2.56%	\$ 10,005.52	\$ 10,111.04	1.05%	\$ 22,825.90	\$ 22,931.42	0.46%	\$ 4,223.64
MGS-S Customer 9431	3.14%	\$ 19,039.03	\$ 19,247.78	1.10%	\$ 67,614.80	\$ 67,823.55	0.31%	\$ 6,847.72
MGS-S Customer 9432	2.47%	\$ 14,904.30	\$ 15,038.81	0.90%	\$ 39,027.65	\$ 39,162.16	0.34%	\$ 5,575.80
MGS-S Customer 9433	3.93%	\$ 4,920.94	\$ 5,005.95	1.73%	\$ 10,780.38	\$ 10,865.39	0.79%	\$ 2,246.32
MGS-S Customer 9434	5.02%	\$ 11,837.20	\$ 12,050.54	1.80%	\$ 45,581.55	\$ 45,794.89	0.47%	\$ 4,466.50
MGS-S Customer 9435	2.56%	\$ 50,164.85	\$ 50,593.78	0.86%	\$ 160,433.86	\$ 160,862.79	0.27%	\$ 17,209.43
MGS-S Customer 9436	3.35%	\$ 6,399.92	\$ 6,487.09	1.36%	\$ 21,523.86	\$ 21,611.03	0.40%	\$ 2,692.22
MGS-S Customer 9437	3.19%	\$ 59,493.21	\$ 60,105.12	1.03%	\$ 267,293.11	\$ 267,905.02	0.23%	\$ 19,784.03

Customer	Distribution % Difference	Delivery 8/24 Prices	Delivery 1/25 Prices	Delivery % Difference	Bundled 8/24 Prices	Bundled 1/25 Prices	Bundled % Difference	Distribution 1/25 Prices
MGS-S Customer 9438	3.02%	\$ 18,950.84	\$ 19,161.36	1.11%	\$ 49,276.42	\$ 49,486.94	0.43%	\$ 7,171.52
MGS-S Customer 9439	5.15%	\$ 3,020.95	\$ 3,098.86	2.58%	\$ 8,581.36	\$ 8,659.27	0.91%	\$ 1,590.81
MGS-S Customer 9440	3.15%	\$ 9,214.53	\$ 9,332.17	1.28%	\$ 15,540.17	\$ 15,657.81	0.76%	\$ 3,857.84
MGS-S Customer 9441	3.75%	\$ 17,777.88	\$ 18,016.22	1.34%	\$ 41,823.53	\$ 42,061.87	0.57%	\$ 6,591.62
MGS-S Customer 9442	3.95%	\$ 7,264.49	\$ 7,378.24	1.57%	\$ 22,445.10	\$ 22,558.85	0.51%	\$ 2,996.25
MGS-S Customer 9443	3.51%	\$ 3,388.54	\$ 3,446.38	1.71%	\$ 9,997.66	\$ 10,055.50	0.58%	\$ 1,705.89
MGS-S Customer 9444	4.59%	\$ 2,550.48	\$ 2,613.11	2.46%	\$ 7,671.78	\$ 7,734.41	0.82%	\$ 1,428.06
MGS-S Customer 9445	4.17%	\$ 7,290.57	\$ 7,411.42	1.66%	\$ 20,445.75	\$ 20,566.60	0.59%	\$ 3,021.09
MGS-S Customer 9446	4.31%	\$ 4,578.52	\$ 4,665.78	1.91%	\$ 12,924.34	\$ 13,011.60	0.68%	\$ 2,111.07
MGS-S Customer 9447	4.26%	\$ 4,449.11	\$ 4,533.83	1.90%	\$ 12,002.28	\$ 12,087.00	0.71%	\$ 2,071.41
MGS-S Customer 9448	3.85%	\$ 7,625.10	\$ 7,739.87	1.51%	\$ 26,359.77	\$ 26,474.54	0.44%	\$ 3,095.95
MGS-S Customer 9449	4.35%	\$ 4,066.73	\$ 4,147.67	1.99%	\$ 11,033.16	\$ 11,114.10	0.73%	\$ 1,942.67
MGS-S Customer 9450	4.27%	\$ 4,196.33	\$ 4,277.47	1.93%	\$ 12,244.95	\$ 12,326.09	0.66%	\$ 1,979.84
MGS-S Customer 9451	3.84%	\$ 4,290.22	\$ 4,359.49	1.61%	\$ 13,275.46	\$ 13,344.73	0.52%	\$ 1,870.94
MGS-S Customer 9452	4.40%	\$ 3,824.72	\$ 3,902.99	2.05%	\$ 10,756.18	\$ 10,834.45	0.73%	\$ 1,858.76
MGS-S Customer 9453	5.01%	\$ 7,654.53	\$ 7,804.85	1.96%	\$ 20,772.00	\$ 20,922.32	0.72%	\$ 3,153.58
MGS-S Customer 9454	3.44%	\$ 21,276.80	\$ 21,524.46	1.16%	\$ 96,366.31	\$ 96,613.97	0.26%	\$ 7,442.27
MGS-S Customer 9455	3.85%	\$ 7,602.51	\$ 7,720.16	1.55%	\$ 13,899.12	\$ 14,016.77	0.85%	\$ 3,176.40
MGS-S Customer 9456	3.38%	\$ 8,973.86	\$ 9,085.79	1.25%	\$ 28,867.05	\$ 28,978.98	0.39%	\$ 3,420.79
MGS-S Customer 9457	3.78%	\$ 2,713.11	\$ 2,762.34	1.81%	\$ 7,301.71	\$ 7,350.94	0.67%	\$ 1,352.91
MGS-S Customer 9458	3.84%	\$ 5,115.06	\$ 5,193.91	1.54%	\$ 17,859.12	\$ 17,937.97	0.44%	\$ 2,131.40
MGS-S Customer 9459	3.53%	\$ 11,433.64	\$ 11,585.11	1.32%	\$ 27,622.52	\$ 27,773.99	0.55%	\$ 4,437.08
MGS-S Customer 9460	3.09%	\$ 35,459.68	\$ 35,819.58	1.01%	\$ 162,589.44	\$ 162,949.34	0.22%	\$ 11,997.81
MGS-S Customer 9461	2.25%	\$ 69,456.12	\$ 70,016.20	0.81%	\$ 148,008.99	\$ 148,569.07	0.38%	\$ 25,463.54
MGS-S Customer 9462	3.42%	\$ 5,508.10	\$ 5,583.46	1.37%	\$ 16,123.31	\$ 16,198.67	0.47%	\$ 2,281.34
MGS-S Customer 9463	2.08%	\$ 27,842.68	\$ 28,045.25	0.73%	\$ 104,902.10	\$ 105,104.67	0.19%	\$ 9,938.63
MGS-S Customer 9464	3.28%	\$ 10,354.99	\$ 10,483.73	1.24%	\$ 27,330.23	\$ 27,458.97	0.47%	\$ 4,054.05
MGS-S Customer 9465	3.31%	\$ 9,311.05	\$ 9,428.90	1.27%	\$ 28,260.54	\$ 28,378.39	0.42%	\$ 3,677.26
MGS-S Customer 9466	3.30%	\$ 12,724.16	\$ 12,881.12	1.23%	\$ 43,723.89	\$ 43,880.85	0.36%	\$ 4,920.27
MGS-S Customer 9467	3.95%	\$ 5,316.43	\$ 5,405.89	1.68%	\$ 15,529.09	\$ 15,618.55	0.58%	\$ 2,353.20
MGS-S Customer 9468	4.43%	\$ 5,747.37	\$ 5,855.39	1.88%	\$ 10,487.83	\$ 10,595.85	1.03%	\$ 2,544.67
MGS-S Customer 9469	3.59%	\$ 3,685.82	\$ 3,749.05	1.72%	\$ 8,269.39	\$ 8,332.62	0.76%	\$ 1,824.00
MGS-S Customer 9470	3.63%	\$ 5,323.90	\$ 5,402.34	1.47%	\$ 13,227.86	\$ 13,306.30	0.59%	\$ 2,237.51
MGS-S Customer 9471	4.32%	\$ 9,095.52	\$ 9,243.27	1.62%	\$ 33,434.02	\$ 33,581.77	0.44%	\$ 3,571.52
MGS-S Customer 9472	3.16%	\$ 7,006.16	\$ 7,093.51	1.25%	\$ 10,579.64	\$ 10,666.99	0.83%	\$ 2,850.86
MGS-S Customer 9473	3.99%	\$ 3,039.13	\$ 3,095.19	1.84%	\$ 8,513.96	\$ 8,570.02	0.66%	\$ 1,460.75
MGS-S Customer 9474	2.97%	\$ 34,384.80	\$ 34,732.95	1.01%	\$ 109,707.41	\$ 110,055.56	0.32%	\$ 12,085.48
MGS-S Customer 9475	3.76%	\$ 5,686.32	\$ 5,770.01	1.47%	\$ 21,705.74	\$ 21,789.43	0.39%	\$ 2,306.65
MGS-S Customer 9476	4.31%	\$ 14,048.25	\$ 14,267.76	1.56%	\$ 37,065.52	\$ 37,285.03	0.59%	\$ 5,306.88
MGS-S Customer 9477	4.44%	\$ 18,553.65	\$ 18,843.55	1.56%	\$ 49,729.35	\$ 50,019.25	0.58%	\$ 6,820.71

Internal Use

Customer	Distribution % Difference	Delivery 8/24 Prices	Delivery 1/25 Prices	Delivery % Difference	Bundled 8/24 Prices	Bundled 1/25 Prices	Bundled % Difference	Distribution 1/25 Prices
MGS-S Customer 9478	4.41%	\$ 3,093.94	\$ 3,156.28	2.01%	\$ 9,431.12	\$ 9,493.46	0.66%	\$ 1,475.00
MGS-S Customer 9479	3.35%	\$ 11,734.61	\$ 11,882.34	1.26%	\$ 31,559.36	\$ 31,707.09	0.47%	\$ 4,557.34
MGS-S Customer 9480	4.52%	\$ 4,169.08	\$ 4,248.78	1.91%	\$ 11,386.77	\$ 11,466.47	0.70%	\$ 1,843.88
MGS-S Customer 9481	3.29%	\$ 8,694.04	\$ 8,804.09	1.27%	\$ 29,302.63	\$ 29,412.68	0.38%	\$ 3,450.80
MGS-S Customer 9482	3.92%	\$ 8,764.68	\$ 8,897.95	1.52%	\$ 22,420.10	\$ 22,553.37	0.59%	\$ 3,529.32
MGS-S Customer 9483	3.71%	\$ 6,563.76	\$ 6,656.22	1.41%	\$ 26,397.76	\$ 26,490.22	0.35%	\$ 2,584.70
MGS-S Customer 9484	3.61%	\$ 3,517.11	\$ 3,573.61	1.61%	\$ 9,798.41	\$ 9,854.91	0.58%	\$ 1,620.21
MGS-S Customer 9485	3.88%	\$ 5,977.46	\$ 6,073.39	1.60%	\$ 18,655.36	\$ 18,751.29	0.51%	\$ 2,565.52
MGS-S Customer 9486	3.80%	\$ 20,300.43	\$ 20,564.53	1.30%	\$ 80,074.04	\$ 80,338.14	0.33%	\$ 7,216.68
MGS-S Customer 9487	2.92%	\$ 6,580.19	\$ 6,664.18	1.28%	\$ 12,352.79	\$ 12,436.78	0.68%	\$ 2,962.43
MGS-S Customer 9488	4.05%	\$ 10,020.74	\$ 10,175.31	1.54%	\$ 22,780.91	\$ 22,935.48	0.68%	\$ 3,974.06
MGS-S Customer 9489	3.98%	\$ 4,671.66	\$ 4,754.75	1.78%	\$ 8,911.41	\$ 8,994.50	0.93%	\$ 2,171.23
MGS-S Customer 9490	4.29%	\$ 5,346.58	\$ 5,443.03	1.80%	\$ 18,269.34	\$ 18,365.79	0.53%	\$ 2,346.07
MGS-S Customer 9491	4.08%	\$ 21,366.25	\$ 21,670.59	1.42%	\$ 58,010.61	\$ 58,314.95	0.52%	\$ 7,756.55
MGS-S Customer 9492	3.69%	\$ 4,669.27	\$ 4,745.34	1.63%	\$ 13,056.22	\$ 13,132.29	0.58%	\$ 2,139.63
MGS-S Customer 9493	3.43%	\$ 10,193.42	\$ 10,324.60	1.29%	\$ 33,996.83	\$ 34,128.01	0.39%	\$ 3,950.70
MGS-S Customer 9494	4.30%	\$ 4,316.23	\$ 4,394.83	1.82%	\$ 9,853.10	\$ 9,931.70	0.80%	\$ 1,906.29
MGS-S Customer 9495	3.88%	\$ 3,638.45	\$ 3,700.48	1.70%	\$ 10,028.07	\$ 10,090.10	0.62%	\$ 1,662.57
MGS-S Customer 9496	5.27%	\$ 2,583.40	\$ 2,657.40	2.86%	\$ 6,143.86	\$ 6,217.86	1.20%	\$ 1,478.55
MGS-S Customer 9497	4.11%	\$ 4,538.17	\$ 4,614.56	1.68%	\$ 16,576.53	\$ 16,652.92	0.46%	\$ 1,936.63
MGS-S Customer 9498	4.20%	\$ 13,683.94	\$ 13,892.86	1.53%	\$ 35,608.85	\$ 35,817.77	0.59%	\$ 5,186.43
MGS-S Customer 9499	3.51%	\$ 4,154.28	\$ 4,221.37	1.61%	\$ 9,862.78	\$ 9,929.87	0.68%	\$ 1,978.69
MGS-S Customer 9500	3.92%	\$ 4,376.67	\$ 4,448.72	1.65%	\$ 12,401.98	\$ 12,474.03	0.58%	\$ 1,908.17
MGS-S Customer 9501	3.42%	\$ 5,890.07	\$ 5,969.85	1.35%	\$ 16,585.15	\$ 16,664.93	0.48%	\$ 2,413.64
MGS-S Customer 9502	4.21%	\$ 3,873.47	\$ 3,943.94	1.82%	\$ 10,645.53	\$ 10,716.00	0.66%	\$ 1,742.90
MGS-S Customer 9503	3.65%	\$ 4,483.02	\$ 4,551.81	1.53%	\$ 11,215.66	\$ 11,284.45	0.61%	\$ 1,953.28
MGS-S Customer 9504	3.15%	\$ 4,601.01	\$ 4,663.04	1.35%	\$ 6,027.82	\$ 6,089.85	1.03%	\$ 2,029.89
MGS-S Customer 9505	3.87%	\$ 5,418.96	\$ 5,502.34	1.54%	\$ 17,745.72	\$ 17,829.10	0.47%	\$ 2,240.28
MGS-S Customer 9506	5.73%	\$ 2,018.31	\$ 2,079.73	3.04%	\$ 4,136.07	\$ 4,197.49	1.48%	\$ 1,133.11
MGS-S Customer 9507	3.64%	\$ 14,057.62	\$ 14,240.63	1.30%	\$ 49,351.38	\$ 49,534.39	0.37%	\$ 5,215.54
MGS-S Customer 9508	3.80%	\$ 33,777.11	\$ 34,208.94	1.28%	\$ 108,807.20	\$ 109,239.03	0.40%	\$ 11,799.80
MGS-S Customer 9509	3.66%	\$ 7,642.88	\$ 7,755.29	1.47%	\$ 14,680.38	\$ 14,792.79	0.77%	\$ 3,183.96
MGS-S Customer 9510	3.38%	\$ 7,648.79	\$ 7,750.25	1.33%	\$ 26,091.06	\$ 26,192.52	0.39%	\$ 3,103.24
MGS-S Customer 9511	3.64%	\$ 5,525.50	\$ 5,604.74	1.43%	\$ 20,859.57	\$ 20,938.81	0.38%	\$ 2,254.96
MGS-S Customer 9512	3.59%	\$ 5,210.68	\$ 5,291.47	1.55%	\$ 13,058.31	\$ 13,139.10	0.62%	\$ 2,331.42
MGS-S Customer 9513	3.97%	\$ 4,172.41	\$ 4,242.68	1.68%	\$ 11,813.56	\$ 11,883.83	0.59%	\$ 1,839.96
MGS-S Customer 9514	4.47%	\$ 13,613.18	\$ 13,827.53	1.57%	\$ 37,910.21	\$ 38,124.56	0.57%	\$ 5,014.41
MGS-S Customer 9515	2.45%	\$ 5,722.78	\$ 5,783.06	1.05%	\$ 17,750.17	\$ 17,810.45	0.34%	\$ 2,521.45
MGS-S Customer 9516	4.37%	\$ 5,787.21	\$ 5,891.77	1.81%	\$ 19,096.64	\$ 19,201.20	0.55%	\$ 2,497.30
MGS-S Customer 9517	4.09%	\$ 34,974.78	\$ 35,458.67	1.38%	\$ 113,103.70	\$ 113,587.59	0.43%	\$ 12,328.76

Customer	Distribution % Difference	Delivery 8/24 Prices	Delivery 1/25 Prices	Delivery % Difference	Bundled 8/24 Prices	Bundled 1/25 Prices	Bundled % Difference	Distribution 1/25 Prices
MGS-S Customer 9518	4.02%	\$ 6,001.33	\$ 6,103.10	1.70%	\$ 10,318.21	\$ 10,419.98	0.99%	\$ 2,633.95
MGS-S Customer 9519	4.20%	\$ 3,611.79	\$ 3,677.93	1.83%	\$ 11,941.27	\$ 12,007.41	0.55%	\$ 1,640.61
MGS-S Customer 9520	4.05%	\$ 7,486.48	\$ 7,607.17	1.61%	\$ 19,123.09	\$ 19,243.78	0.63%	\$ 3,099.40
MGS-S Customer 9521	4.73%	\$ 10,641.45	\$ 10,827.12	1.74%	\$ 35,057.31	\$ 35,242.98	0.53%	\$ 4,113.19
MGS-S Customer 9522	2.97%	\$ 8,795.40	\$ 8,897.38	1.16%	\$ 22,118.54	\$ 22,220.52	0.46%	\$ 3,535.32
MGS-S Customer 9523	5.47%	\$ 1,930.14	\$ 1,987.67	2.98%	\$ 2,977.71	\$ 3,035.24	1.93%	\$ 1,109.34
MGS-S Customer 9524	4.69%	\$ 5,043.41	\$ 5,139.42	1.90%	\$ 13,215.55	\$ 13,311.56	0.73%	\$ 2,142.68
MGS-S Customer 9525	3.74%	\$ 32,982.38	\$ 33,404.05	1.28%	\$ 85,306.00	\$ 85,727.67	0.49%	\$ 11,683.07
MGS-S Customer 9526	4.50%	\$ 4,329.09	\$ 4,416.98	2.03%	\$ 10,564.23	\$ 10,652.12	0.83%	\$ 2,039.96
MGS-S Customer 9527	2.20%	\$ 6,423.42	\$ 6,482.79	0.92%	\$ 12,319.43	\$ 12,378.80	0.48%	\$ 2,759.16
MGS-S Customer 9528	3.35%	\$ 13,996.00	\$ 14,166.51	1.22%	\$ 39,618.48	\$ 39,788.99	0.43%	\$ 5,259.61
MGS-S Customer 9529	3.28%	\$ 6,184.83	\$ 6,264.05	1.28%	\$ 20,106.72	\$ 20,185.94	0.39%	\$ 2,492.57
MGS-S Customer 9530	1.86%	\$ 4,099.49	\$ 4,132.61	0.81%	\$ 10,058.68	\$ 10,091.80	0.33%	\$ 1,818.37
MGS-S Customer 9531	3.20%	\$ 9,004.95	\$ 9,115.57	1.23%	\$ 28,407.03	\$ 28,517.65	0.39%	\$ 3,566.78
MGS-S Customer 9532	4.53%	\$ 4,690.66	\$ 4,778.82	1.88%	\$ 10,491.48	\$ 10,579.64	0.84%	\$ 2,035.84
MGS-S Customer 9533	3.96%	\$ 5,492.03	\$ 5,577.11	1.55%	\$ 22,132.25	\$ 22,217.33	0.38%	\$ 2,235.50
MGS-S Customer 9534	5.23%	\$ 934.58	\$ 979.36	4.79%	\$ 1,103.92	\$ 1,148.70	4.06%	\$ 901.02
MGS-S Customer 9535	3.56%	\$ 10,265.78	\$ 10,400.87	1.32%	\$ 40,157.16	\$ 40,292.25	0.34%	\$ 3,933.67
MGS-S Customer 9536	3.64%	\$ 3,638.12	\$ 3,696.81	1.61%	\$ 9,007.03	\$ 9,065.72	0.65%	\$ 1,668.90
MGS-S Customer 9537	3.52%	\$ 21,453.99	\$ 21,722.20	1.25%	\$ 62,844.86	\$ 63,113.07	0.43%	\$ 7,884.98
MGS-S Customer 9538	5.94%	\$ 4,135.48	\$ 4,246.24	2.68%	\$ 10,872.47	\$ 10,983.23	1.02%	\$ 1,974.65
MGS-S Customer 9539	3.70%	\$ 4,386.91	\$ 4,460.04	1.67%	\$ 11,886.83	\$ 11,959.96	0.62%	\$ 2,047.73
MGS-S Customer 9540	2.09%	\$ 15,461.02	\$ 15,578.58	0.76%	\$ 42,875.16	\$ 42,992.72	0.27%	\$ 5,741.09
MGS-S Customer 9541	4.14%	\$ 3,340.91	\$ 3,402.74	1.85%	\$ 10,503.19	\$ 10,565.02	0.59%	\$ 1,554.35
MGS-S Customer 9542	3.87%	\$ 6,196.10	\$ 6,289.42	1.51%	\$ 19,748.91	\$ 19,842.23	0.47%	\$ 2,502.19
MGS-S Customer 9543	4.02%	\$ 4,923.28	\$ 5,009.28	1.75%	\$ 14,000.96	\$ 14,086.96	0.61%	\$ 2,224.68
MGS-S Customer 9544	4.63%	\$ 1,682.28	\$ 1,726.98	2.66%	\$ 4,253.67	\$ 4,298.37	1.05%	\$ 1,010.18
MGS-S Customer 9545	5.54%	\$ 13,686.45	\$ 13,960.74	2.00%	\$ 32,709.07	\$ 32,983.36	0.84%	\$ 5,222.26
MGS-S Customer 9546	3.85%	\$ 14,703.25	\$ 14,910.86	1.41%	\$ 28,602.28	\$ 28,809.89	0.73%	\$ 5,594.63
MGS-S Customer 9547	4.25%	\$ 4,670.39	\$ 4,758.54	1.89%	\$ 10,607.64	\$ 10,695.79	0.83%	\$ 2,159.96
MGS-S Customer 9548	4.55%	\$ 2,623.57	\$ 2,687.39	2.43%	\$ 6,022.11	\$ 6,085.93	1.06%	\$ 1,465.70
MGS-S Customer 9549	5.04%	\$ 47,187.56	\$ 47,968.43	1.65%	\$ 154,906.20	\$ 155,687.07	0.50%	\$ 16,277.52
MGS-S Customer 9550	3.34%	\$ 7,227.13	\$ 7,318.50	1.26%	\$ 25,097.97	\$ 25,189.34	0.36%	\$ 2,827.34
MGS-S Customer 9551	5.17%	\$ 993.91	\$ 1,036.30	4.26%	\$ 9,538.66	\$ 9,581.05	0.44%	\$ 861.98
MGS-S Customer 9552	3.49%	\$ 17,566.47	\$ 17,782.70	1.23%	\$ 56,558.95	\$ 56,775.18	0.38%	\$ 6,408.43
MGS-S Customer 9553	3.82%	\$ 6,068.28	\$ 6,158.94	1.49%	\$ 18,960.99	\$ 19,051.65	0.48%	\$ 2,462.11
MGS-S Customer 9554	3.91%	\$ 5,068.76	\$ 5,154.62	1.69%	\$ 15,503.32	\$ 15,589.18	0.55%	\$ 2,284.35
MGS-S Customer 9555	5.16%	\$ 629.64	\$ 662.11	5.16%	\$ 629.64	\$ 662.11	5.16%	\$ 662.11
MGS-S Customer 9556	3.66%	\$ 6,838.34	\$ 6,940.51	1.49%	\$ 15,330.42	\$ 15,432.59	0.67%	\$ 2,893.64
MGS-S Customer 9557	3.57%	\$ 5,553.71	\$ 5,636.75	1.50%	\$ 19,620.60	\$ 19,703.64	0.42%	\$ 2,406.56

Internal Use

Customer	Distribution % Difference	Delivery 8/24 Prices	Delivery 1/25 Prices	Delivery % Difference	Bundled 8/24 Prices	Bundled 1/25 Prices	Bundled % Difference	Distribution 1/25 Prices
MGS-S Customer 9558	4.10%	\$ 3,378.36	\$ 3,445.51	1.99%	\$ 9,999.60	\$ 10,066.75	0.67%	\$ 1,704.35
MGS-S Customer 9559	3.82%	\$ 13,231.65	\$ 13,415.66	1.39%	\$ 38,726.16	\$ 38,910.17	0.48%	\$ 4,999.59
MGS-S Customer 9560	3.50%	\$ 19,562.16	\$ 19,799.37	1.21%	\$ 71,995.47	\$ 72,232.68	0.33%	\$ 7,007.50
MGS-S Customer 9561	3.90%	\$ 4,870.63	\$ 4,948.80	1.60%	\$ 12,264.06	\$ 12,342.23	0.64%	\$ 2,084.54
MGS-S Customer 9562	4.28%	\$ 2,524.72	\$ 2,577.63	2.10%	\$ 6,861.48	\$ 6,914.39	0.77%	\$ 1,290.45
MGS-S Customer 9563	3.85%	\$ 17,564.61	\$ 17,801.84	1.35%	\$ 57,588.89	\$ 57,826.12	0.41%	\$ 6,405.18
MGS-S Customer 9564	2.79%	\$ 3,115.08	\$ 3,155.67	1.30%	\$ 7,070.32	\$ 7,110.91	0.57%	\$ 1,494.25
MGS-S Customer 9565	3.53%	\$ 7,279.07	\$ 7,382.38	1.42%	\$ 17,646.10	\$ 17,749.41	0.59%	\$ 3,032.87
MGS-S Customer 9566	2.02%	\$ 30,497.80	\$ 30,727.86	0.75%	\$ 85,104.41	\$ 85,334.47	0.27%	\$ 11,593.00
MGS-S Customer 9567	3.52%	\$ 6,092.72	\$ 6,180.98	1.45%	\$ 19,886.63	\$ 19,974.89	0.44%	\$ 2,595.76
MGS-S Customer 9568	3.56%	\$ 18,493.14	\$ 18,718.22	1.22%	\$ 82,627.05	\$ 82,852.13	0.27%	\$ 6,553.26
MGS-S Customer 9569	3.85%	\$ 14,377.23	\$ 14,577.34	1.39%	\$ 39,250.14	\$ 39,450.25	0.51%	\$ 5,403.10
MGS-S Customer 9570	4.32%	\$ 5,736.26	\$ 5,839.57	1.80%	\$ 16,567.88	\$ 16,671.19	0.62%	\$ 2,496.88
MGS-S Customer 9571	4.12%	\$ 7,746.93	\$ 7,873.91	1.64%	\$ 17,093.70	\$ 17,220.68	0.74%	\$ 3,206.86
MGS-S Customer 9572	3.40%	\$ 7,624.17	\$ 7,727.12	1.35%	\$ 20,789.52	\$ 20,892.47	0.50%	\$ 3,132.24
MGS-S Customer 9573	3.56%	\$ 3,795.60	\$ 3,855.29	1.57%	\$ 7,495.46	\$ 7,555.15	0.80%	\$ 1,735.26
MGS-S Customer 9574	3.78%	\$ 9,996.65	\$ 10,136.41	1.40%	\$ 40,756.43	\$ 40,896.19	0.34%	\$ 3,835.67
MGS-S Customer 9575	3.40%	\$ 4,593.76	\$ 4,662.97	1.51%	\$ 13,799.64	\$ 13,868.85	0.50%	\$ 2,106.27
MGS-S Customer 9576	3.91%	\$ 4,029.37	\$ 4,102.74	1.82%	\$ 8,013.86	\$ 8,087.23	0.92%	\$ 1,949.09
MGS-S Customer 9577	3.58%	\$ 6,220.26	\$ 6,308.03	1.41%	\$ 15,335.64	\$ 15,423.41	0.57%	\$ 2,540.55
MGS-S Customer 9578	2.84%	\$ 3,862.93	\$ 3,915.08	1.35%	\$ 7,961.22	\$ 8,013.37	0.66%	\$ 1,886.11
MGS-S Customer 9579	2.56%	\$ 3,218.69	\$ 3,257.22	1.20%	\$ 5,392.67	\$ 5,431.20	0.71%	\$ 1,542.11
MGS-S Customer 9580	4.75%	\$ 5,071.13	\$ 5,176.42	2.08%	\$ 12,242.32	\$ 12,347.61	0.86%	\$ 2,322.05
MGS-S Customer 9581	5.65%	\$ 1,742.13	\$ 1,797.29	3.17%	\$ 4,555.87	\$ 4,611.03	1.21%	\$ 1,031.46
MGS-S Customer 9582	4.12%	\$ 5,418.06	\$ 5,508.83	1.68%	\$ 10,257.47	\$ 10,348.24	0.88%	\$ 2,294.35
MGS-S Customer 9583	2.16%	\$ 35,762.29	\$ 36,026.98	0.74%	\$ 138,051.12	\$ 138,315.81	0.19%	\$ 12,530.27
MGS-S Customer 9584	4.06%	\$ 6,089.74	\$ 6,191.57	1.67%	\$ 18,145.01	\$ 18,246.84	0.56%	\$ 2,609.99
MGS-S Customer 9585	4.02%	\$ 9,515.83	\$ 9,662.11	1.54%	\$ 24,095.99	\$ 24,242.27	0.61%	\$ 3,785.06
MGS-S Customer 9586	3.78%	\$ 5,085.07	\$ 5,168.34	1.64%	\$ 13,120.09	\$ 13,203.36	0.63%	\$ 2,287.28
MGS-S Customer 9587	3.91%	\$ 4,316.09	\$ 4,387.93	1.66%	\$ 9,421.39	\$ 9,493.23	0.76%	\$ 1,907.78
MGS-S Customer 9588	4.04%	\$ 20,559.81	\$ 20,846.54	1.39%	\$ 70,552.45	\$ 70,839.18	0.41%	\$ 7,380.16
MGS-S Customer 9589	3.53%	\$ 5,489.30	\$ 5,571.54	1.50%	\$ 15,395.85	\$ 15,478.09	0.53%	\$ 2,413.45
MGS-S Customer 9590	5.18%	\$ 2,283.96	\$ 2,351.41	2.95%	\$ 2,695.65	\$ 2,763.10	2.50%	\$ 1,370.28
MGS-S Customer 9591	2.92%	\$ 4,299.21	\$ 4,356.32	1.33%	\$ 12,019.09	\$ 12,076.20	0.48%	\$ 2,012.34
MGS-S Customer 9592	2.95%	\$ 30,310.94	\$ 30,622.84	1.03%	\$ 62,816.67	\$ 63,128.57	0.50%	\$ 10,875.88
MGS-S Customer 9593	3.32%	\$ 27,622.65	\$ 27,950.11	1.19%	\$ 59,913.56	\$ 60,241.02	0.55%	\$ 10,177.30
MGS-S Customer 9594	4.87%	\$ 4,142.60	\$ 4,227.57	2.05%	\$ 12,019.71	\$ 12,104.68	0.71%	\$ 1,831.27
MGS-S Customer 9595	4.49%	\$ 4,687.24	\$ 4,773.50	1.84%	\$ 14,111.71	\$ 14,197.97	0.61%	\$ 2,008.71
MGS-S Customer 9596	4.64%	\$ 4,027.98	\$ 4,114.67	2.15%	\$ 7,247.59	\$ 7,334.28	1.20%	\$ 1,956.96
MGS-S Customer 9597	3.61%	\$ 9,283.45	\$ 9,401.92	1.28%	\$ 46,899.96	\$ 47,018.43	0.25%	\$ 3,404.30

Customer	Distribution % Difference	Delivery 8/24 Prices	Delivery 1/25 Prices	Delivery % Difference	Bundled 8/24 Prices	Bundled 1/25 Prices	Bundled % Difference	Distribution 1/25 Prices
MGS-S Customer 9598	4.14%	\$ 6,604.78	\$ 6,718.01	1.71%	\$ 10,323.15	\$ 10,436.38	1.10%	\$ 2,849.08
MGS-S Customer 9599	4.33%	\$ 13,304.53	\$ 13,512.91	1.57%	\$ 40,490.14	\$ 40,698.52	0.51%	\$ 5,018.25
MGS-S Customer 9600	4.89%	\$ 6,626.61	\$ 6,758.20	1.99%	\$ 15,514.84	\$ 15,646.43	0.85%	\$ 2,824.28
MGS-S Customer 9601	3.23%	\$ 17,005.47	\$ 17,196.94	1.13%	\$ 68,136.18	\$ 68,327.65	0.28%	\$ 6,123.72
MGS-S Customer 9602	3.63%	\$ 19,627.55	\$ 19,877.44	1.27%	\$ 58,607.11	\$ 58,857.00	0.43%	\$ 7,127.66
MGS-S Customer 9603	3.79%	\$ 3,945.92	\$ 4,011.02	1.65%	\$ 8,458.42	\$ 8,523.52	0.77%	\$ 1,782.64
MGS-S Customer 9604	3.48%	\$ 5,675.63	\$ 5,758.49	1.46%	\$ 17,618.47	\$ 17,701.33	0.47%	\$ 2,463.58
MGS-S Customer 9605	3.98%	\$ 4,981.47	\$ 5,067.90	1.74%	\$ 12,394.90	\$ 12,481.33	0.70%	\$ 2,256.59
MGS-S Customer 9606	3.78%	\$ 3,777.45	\$ 3,840.07	1.66%	\$ 8,948.57	\$ 9,011.19	0.70%	\$ 1,719.28
MGS-S Customer 9607	3.16%	\$ 12,300.38	\$ 12,442.27	1.15%	\$ 42,840.77	\$ 42,982.66	0.33%	\$ 4,633.13
MGS-S Customer 9608	3.69%	\$ 5,710.70	\$ 5,792.99	1.44%	\$ 22,373.43	\$ 22,455.72	0.37%	\$ 2,310.23
MGS-S Customer 9609	4.12%	\$ 5,131.07	\$ 5,216.96	1.67%	\$ 13,579.15	\$ 13,665.04	0.63%	\$ 2,168.75
MGS-S Customer 9610	3.67%	\$ 6,249.51	\$ 6,343.04	1.50%	\$ 21,010.78	\$ 21,104.31	0.45%	\$ 2,644.25
MGS-S Customer 9611	4.20%	\$ 5,336.74	\$ 5,432.04	1.79%	\$ 15,450.79	\$ 15,546.09	0.62%	\$ 2,362.21
MGS-S Customer 9612	3.67%	\$ 8,765.12	\$ 8,888.67	1.41%	\$ 28,161.26	\$ 28,284.81	0.44%	\$ 3,486.88
MGS-S Customer 9613	3.14%	\$ 4,767.05	\$ 4,829.34	1.31%	\$ 12,412.43	\$ 12,474.72	0.50%	\$ 2,043.48
MGS-S Customer 9614	4.23%	\$ 3,922.41	\$ 4,000.37	1.99%	\$ 6,679.14	\$ 6,757.10	1.17%	\$ 1,921.83
MGS-S Customer 9615	4.42%	\$ 2,732.03	\$ 2,795.40	2.32%	\$ 7,010.06	\$ 7,073.43	0.90%	\$ 1,496.85
MGS-S Customer 9616	3.36%	\$ 7,096.03	\$ 7,185.94	1.27%	\$ 26,791.66	\$ 26,881.57	0.34%	\$ 2,768.90
MGS-S Customer 9617	4.12%	\$ 3,425.91	\$ 3,488.75	1.83%	\$ 10,109.31	\$ 10,172.15	0.62%	\$ 1,587.29
MGS-S Customer 9618	3.18%	\$ 7,774.77	\$ 7,872.70	1.26%	\$ 21,267.02	\$ 21,364.95	0.46%	\$ 3,180.82
MGS-S Customer 9619	3.90%	\$ 5,695.47	\$ 5,788.62	1.64%	\$ 16,372.27	\$ 16,465.42	0.57%	\$ 2,481.63
MGS-S Customer 9620	3.69%	\$ 8,030.22	\$ 8,145.58	1.44%	\$ 26,113.82	\$ 26,229.18	0.44%	\$ 3,240.55
MGS-S Customer 9621	4.10%	\$ 4,169.36	\$ 4,247.84	1.88%	\$ 9,206.10	\$ 9,284.58	0.85%	\$ 1,991.15
MGS-S Customer 9622	1.80%	\$ 2,513.25	\$ 2,536.07	0.91%	\$ 5,591.63	\$ 5,614.45	0.41%	\$ 1,288.67
MGS-S Customer 9623	3.85%	\$ 7,815.77	\$ 7,932.72	1.50%	\$ 28,127.28	\$ 28,244.23	0.42%	\$ 3,151.17
MGS-S Customer 9624	4.71%	\$ 4,823.52	\$ 4,922.77	2.06%	\$ 12,227.81	\$ 12,327.06	0.81%	\$ 2,204.96
MGS-S Customer 9625	1.74%	\$ 2,960.94	\$ 2,985.52	0.83%	\$ 6,964.74	\$ 6,989.32	0.35%	\$ 1,437.13
MGS-S Customer 9626	4.05%	\$ 4,621.53	\$ 4,704.49	1.80%	\$ 12,357.64	\$ 12,440.60	0.67%	\$ 2,129.26
MGS-S Customer 9627	5.07%	\$ 14,048.85	\$ 14,299.69	1.79%	\$ 53,264.14	\$ 53,514.98	0.47%	\$ 5,199.95
MGS-S Customer 9628	3.10%	\$ 27,235.86	\$ 27,522.02	1.05%	\$ 99,249.39	\$ 99,535.55	0.29%	\$ 9,530.08
MGS-S Customer 9629	3.40%	\$ 5,170.15	\$ 5,241.28	1.38%	\$ 15,568.94	\$ 15,640.07	0.46%	\$ 2,165.23
MGS-S Customer 9630	4.88%	\$ 3,433.50	\$ 3,508.75	2.19%	\$ 6,723.49	\$ 6,798.74	1.12%	\$ 1,616.57
MGS-S Customer 9631	4.26%	\$ 5,124.46	\$ 5,219.37	1.85%	\$ 10,177.31	\$ 10,272.22	0.93%	\$ 2,324.47
MGS-S Customer 9632	3.85%	\$ 5,530.55	\$ 5,619.48	1.61%	\$ 20,100.88	\$ 20,189.81	0.44%	\$ 2,396.32
MGS-S Customer 9633	3.92%	\$ 6,435.66	\$ 6,538.19	1.59%	\$ 20,396.51	\$ 20,499.04	0.50%	\$ 2,716.16
MGS-S Customer 9634	4.16%	\$ 3,423.07	\$ 3,486.83	1.86%	\$ 8,833.23	\$ 8,896.99	0.72%	\$ 1,595.49
MGS-S Customer 9635	4.00%	\$ 5,192.50	\$ 5,282.45	1.73%	\$ 11,248.47	\$ 11,338.42	0.80%	\$ 2,339.80
MGS-S Customer 9636	4.75%	\$ 5,658.17	\$ 5,770.56	1.99%	\$ 15,504.27	\$ 15,616.66	0.72%	\$ 2,478.88
MGS-S Customer 9637	3.89%	\$ 4,758.79	\$ 4,840.63	1.72%	\$ 10,983.53	\$ 11,065.37	0.75%	\$ 2,187.06

Internal Use

Customer	Distribution % Difference	Delivery 8/24 Prices	Delivery 1/25 Prices	Delivery % Difference	Bundled 8/24 Prices	Bundled 1/25 Prices	Bundled % Difference	Distribution 1/25 Prices
MGS-S Customer 9638	4.20%	\$ 5,521.62	\$ 5,614.37	1.68%	\$ 14,535.31	\$ 14,628.06	0.64%	\$ 2,301.15
MGS-S Customer 9639	4.99%	\$ 3,892.47	\$ 3,982.81	2.32%	\$ 8,539.92	\$ 8,630.26	1.06%	\$ 1,900.92
MGS-S Customer 9640	5.09%	\$ 5,373.56	\$ 5,481.87	2.02%	\$ 16,657.33	\$ 16,765.64	0.65%	\$ 2,237.49
MGS-S Customer 9641	3.80%	\$ 9,347.81	\$ 9,482.70	1.44%	\$ 30,043.25	\$ 30,178.14	0.45%	\$ 3,681.44
MGS-S Customer 9642	4.61%	\$ 4,076.84	\$ 4,158.00	1.99%	\$ 7,289.71	\$ 7,370.87	1.11%	\$ 1,840.57
MGS-S Customer 9643	4.67%	\$ 4,996.40	\$ 5,087.44	1.82%	\$ 25,119.37	\$ 25,210.41	0.36%	\$ 2,041.16
MGS-S Customer 9644	3.70%	\$ 3,836.89	\$ 3,903.45	1.73%	\$ 9,796.08	\$ 9,862.64	0.68%	\$ 1,867.21
MGS-S Customer 9645	4.59%	\$ 4,191.60	\$ 4,273.77	1.96%	\$ 8,608.46	\$ 8,690.63	0.95%	\$ 1,871.94
MGS-S Customer 9646	3.05%	\$ 3,878.87	\$ 3,930.90	1.34%	\$ 8,507.69	\$ 8,559.72	0.61%	\$ 1,755.77
MGS-S Customer 9647	3.84%	\$ 8,721.26	\$ 8,848.04	1.45%	\$ 34,545.99	\$ 34,672.77	0.37%	\$ 3,427.17
MGS-S Customer 9648	3.75%	\$ 8,110.42	\$ 8,225.25	1.42%	\$ 19,871.46	\$ 19,986.29	0.58%	\$ 3,180.58
MGS-S Customer 9649	3.77%	\$ 2,509.41	\$ 2,556.23	1.87%	\$ 6,172.59	\$ 6,219.41	0.76%	\$ 1,288.55
MGS-S Customer 9650	4.61%	\$ 4,097.32	\$ 4,184.63	2.13%	\$ 7,520.43	\$ 7,607.74	1.16%	\$ 1,979.61
MGS-S Customer 9651	3.36%	\$ 5,266.61	\$ 5,337.34	1.34%	\$ 19,051.38	\$ 19,122.11	0.37%	\$ 2,174.60
MGS-S Customer 9652	3.25%	\$ 5,775.46	\$ 5,849.89	1.29%	\$ 17,389.22	\$ 17,463.65	0.43%	\$ 2,366.41
MGS-S Customer 9653	4.49%	\$ 13,979.72	\$ 14,204.57	1.61%	\$ 44,282.44	\$ 44,507.29	0.51%	\$ 5,233.09
MGS-S Customer 9654	3.72%	\$ 3,729.33	\$ 3,790.21	1.63%	\$ 9,548.32	\$ 9,609.20	0.64%	\$ 1,697.72
MGS-S Customer 9655	3.92%	\$ 3,888.69	\$ 3,961.47	1.87%	\$ 3,888.69	\$ 3,961.47	1.87%	\$ 1,928.45
MGS-S Customer 9656	3.94%	\$ 5,997.90	\$ 6,098.29	1.67%	\$ 7,637.13	\$ 7,737.52	1.31%	\$ 2,651.33
MGS-S Customer 9657	4.08%	\$ 12,703.95	\$ 12,897.46	1.52%	\$ 21,120.61	\$ 21,314.12	0.92%	\$ 4,939.78
MGS-S Customer 9658	3.61%	\$ 21,358.87	\$ 21,617.89	1.21%	\$ 102,614.05	\$ 102,873.07	0.25%	\$ 7,429.70
MGS-S Customer 9659	3.79%	\$ 10,741.55	\$ 10,895.44	1.43%	\$ 24,517.18	\$ 24,671.07	0.63%	\$ 4,215.64
MGS-S Customer 9660	3.69%	\$ 6,751.59	\$ 6,853.64	1.51%	\$ 14,439.25	\$ 14,541.30	0.71%	\$ 2,869.33
MGS-S Customer 9661	3.48%	\$ 6,881.96	\$ 6,977.57	1.39%	\$ 24,039.79	\$ 24,135.40	0.40%	\$ 2,846.21
MGS-S Customer 9662	3.45%	\$ 7,546.48	\$ 7,649.60	1.37%	\$ 22,959.62	\$ 23,062.74	0.45%	\$ 3,089.62
MGS-S Customer 9663	4.00%	\$ 17,623.83	\$ 17,869.49	1.39%	\$ 63,201.32	\$ 63,446.98	0.39%	\$ 6,388.38
MGS-S Customer 9664	3.20%	\$ 34,740.69	\$ 35,115.17	1.08%	\$ 113,285.53	\$ 113,660.01	0.33%	\$ 12,095.02
MGS-S Customer 9665	3.74%	\$ 11,652.04	\$ 11,810.61	1.36%	\$ 44,929.05	\$ 45,087.62	0.35%	\$ 4,393.70
MGS-S Customer 9666	1.98%	\$ 3,640.24	\$ 3,672.73	0.89%	\$ 7,787.78	\$ 7,820.27	0.42%	\$ 1,672.42
MGS-S Customer 9667	4.01%	\$ 8,571.18	\$ 8,705.02	1.56%	\$ 20,979.76	\$ 21,113.60	0.64%	\$ 3,471.42
MGS-S Customer 9668	3.85%	\$ 3,348.57	\$ 3,406.75	1.74%	\$ 8,722.50	\$ 8,780.68	0.67%	\$ 1,568.78
MGS-S Customer 9669	4.35%	\$ 9,716.17	\$ 9,874.78	1.63%	\$ 31,280.01	\$ 31,438.62	0.51%	\$ 3,807.78
MGS-S Customer 9670	3.91%	\$ 2,730.46	\$ 2,781.53	1.87%	\$ 7,528.39	\$ 7,579.46	0.68%	\$ 1,357.83
MGS-S Customer 9671	2.33%	\$ 3,996.63	\$ 4,040.49	1.10%	\$ 8,667.73	\$ 8,711.59	0.51%	\$ 1,926.40
MGS-S Customer 9672	5.94%	\$ 3,182.05	\$ 3,266.85	2.66%	\$ 9,046.52	\$ 9,131.32	0.94%	\$ 1,513.74
MGS-S Customer 9673	3.19%	\$ 21,483.53	\$ 21,718.25	1.09%	\$ 83,496.71	\$ 83,731.43	0.28%	\$ 7,602.89
MGS-S Customer 9674	3.88%	\$ 18,480.55	\$ 18,729.00	1.34%	\$ 67,595.64	\$ 67,844.09	0.37%	\$ 6,659.90
MGS-S Customer 9675	3.92%	\$ 3,703.07	\$ 3,766.74	1.72%	\$ 9,715.74	\$ 9,779.41	0.66%	\$ 1,687.90
MGS-S Customer 9676	4.24%	\$ 4,338.31	\$ 4,414.77	1.76%	\$ 14,973.74	\$ 15,050.20	0.51%	\$ 1,877.52
MGS-S Customer 9677	6.02%	\$ 3,925.54	\$ 4,025.61	2.55%	\$ 11,450.03	\$ 11,550.10	0.87%	\$ 1,762.15

Customer	Distribution % Difference	Delivery 8/24 Prices	Delivery 1/25 Prices	Delivery % Difference	Bundled 8/24 Prices	Bundled 1/25 Prices	Bundled % Difference	Distribution 1/25 Prices
MGS-S Customer 9678	1.63%	\$ 9,508.61	\$ 9,568.93	0.63%	\$ 25,414.11	\$ 25,474.43	0.24%	\$ 3,754.14
MGS-S Customer 9679	4.47%	\$ 4,261.19	\$ 4,341.28	1.88%	\$ 12,322.72	\$ 12,402.81	0.65%	\$ 1,869.83
MGS-S Customer 9680	3.10%	\$ 4,418.84	\$ 4,476.67	1.31%	\$ 11,724.29	\$ 11,782.12	0.49%	\$ 1,924.65
MGS-S Customer 9681	2.58%	\$ 5,679.46	\$ 5,737.98	1.03%	\$ 17,567.68	\$ 17,626.20	0.33%	\$ 2,327.80
MGS-S Customer 9682	3.51%	\$ 8,131.56	\$ 8,242.90	1.37%	\$ 24,401.33	\$ 24,512.67	0.46%	\$ 3,287.43
MGS-S Customer 9683	6.04%	\$ 5,368.75	\$ 5,503.80	2.52%	\$ 17,215.61	\$ 17,350.66	0.78%	\$ 2,369.88
MGS-S Customer 9684	4.44%	\$ 5,561.94	\$ 5,665.55	1.86%	\$ 16,225.03	\$ 16,328.64	0.64%	\$ 2,437.94
MGS-S Customer 9685	3.60%	\$ 7,628.69	\$ 7,738.07	1.43%	\$ 19,192.17	\$ 19,301.55	0.57%	\$ 3,146.51
MGS-S Customer 9686	4.93%	\$ 3,082.58	\$ 3,151.74	2.24%	\$ 9,345.26	\$ 9,414.42	0.74%	\$ 1,473.11
MGS-S Customer 9687	2.81%	\$ 28,170.83	\$ 28,438.43	0.95%	\$ 110,139.01	\$ 110,406.61	0.24%	\$ 9,778.68
MGS-S Customer 9688	4.13%	\$ 2,890.22	\$ 2,951.73	2.13%	\$ 7,025.19	\$ 7,086.70	0.88%	\$ 1,552.07
MGS-S Customer 9689	3.58%	\$ 6,678.49	\$ 6,775.17	1.45%	\$ 20,688.36	\$ 20,785.04	0.47%	\$ 2,798.36
MGS-S Customer 9690	3.93%	\$ 5,948.46	\$ 6,045.06	1.62%	\$ 19,079.41	\$ 19,176.01	0.51%	\$ 2,552.47
MGS-S Customer 9691	4.06%	\$ 2,243.69	\$ 2,295.19	2.30%	\$ 7,286.83	\$ 7,338.33	0.71%	\$ 1,320.21
MGS-S Customer 9692	3.12%	\$ 4,383.50	\$ 4,445.20	1.41%	\$ 12,400.24	\$ 12,461.94	0.50%	\$ 2,040.38
MGS-S Customer 9693	4.53%	\$ 12,732.20	\$ 12,939.30	1.63%	\$ 45,905.23	\$ 46,112.33	0.45%	\$ 4,778.17
MGS-S Customer 9694	3.92%	\$ 5,289.65	\$ 5,372.52	1.57%	\$ 17,124.51	\$ 17,207.38	0.48%	\$ 2,198.98
MGS-S Customer 9695	3.37%	\$ 3,928.62	\$ 3,986.30	1.47%	\$ 9,427.90	\$ 9,485.58	0.61%	\$ 1,768.07
MGS-S Customer 9696	3.68%	\$ 3,808.91	\$ 3,870.28	1.61%	\$ 9,107.43	\$ 9,168.80	0.67%	\$ 1,728.97
MGS-S Customer 9697	3.74%	\$ 5,799.88	\$ 5,890.25	1.56%	\$ 17,800.76	\$ 17,891.13	0.51%	\$ 2,507.74
MGS-S Customer 9698	4.14%	\$ 7,254.31	\$ 7,370.23	1.60%	\$ 33,066.47	\$ 33,182.39	0.35%	\$ 2,918.32
MGS-S Customer 9699	3.79%	\$ 8,587.14	\$ 8,711.55	1.45%	\$ 30,991.96	\$ 31,116.37	0.40%	\$ 3,404.42
MGS-S Customer 9700	5.86%	\$ 3,479.43	\$ 3,576.28	2.78%	\$ 9,751.93	\$ 9,848.78	0.99%	\$ 1,748.30
MGS-S Customer 9701	4.49%	\$ 5,180.64	\$ 5,280.91	1.94%	\$ 11,772.51	\$ 11,872.78	0.85%	\$ 2,334.22
MGS-S Customer 9702	3.87%	\$ 11,607.79	\$ 11,772.68	1.42%	\$ 37,947.85	\$ 38,112.74	0.43%	\$ 4,428.69
MGS-S Customer 9703	4.24%	\$ 2,937.33	\$ 3,001.06	2.17%	\$ 7,482.97	\$ 7,546.70	0.85%	\$ 1,565.93
MGS-S Customer 9704	3.58%	\$ 3,214.22	\$ 3,266.66	1.63%	\$ 9,457.02	\$ 9,509.46	0.55%	\$ 1,514.99
MGS-S Customer 9705	4.49%	\$ 7,028.73	\$ 7,147.48	1.69%	\$ 25,498.31	\$ 25,617.06	0.47%	\$ 2,760.70
MGS-S Customer 9706	4.06%	\$ 3,792.40	\$ 3,859.50	1.77%	\$ 9,756.96	\$ 9,824.06	0.69%	\$ 1,719.85
MGS-S Customer 9707	3.20%	\$ 45,805.63	\$ 46,291.06	1.06%	\$ 185,356.92	\$ 185,842.35	0.26%	\$ 15,658.90
MGS-S Customer 9708	3.70%	\$ 7,410.64	\$ 7,515.73	1.42%	\$ 18,156.45	\$ 18,261.54	0.58%	\$ 2,943.94
MGS-S Customer 9709	3.40%	\$ 10,156.75	\$ 10,286.78	1.28%	\$ 31,848.56	\$ 31,978.59	0.41%	\$ 3,952.66
MGS-S Customer 9710	2.74%	\$ 8,946.92	\$ 9,042.65	1.07%	\$ 31,991.62	\$ 32,087.35	0.30%	\$ 3,585.68
MGS-S Customer 9711	3.62%	\$ 4,480.75	\$ 4,553.72	1.63%	\$ 10,564.15	\$ 10,637.12	0.69%	\$ 2,090.08
MGS-S Customer 9712	3.43%	\$ 10,865.40	\$ 11,005.84	1.29%	\$ 27,584.46	\$ 27,724.90	0.51%	\$ 4,234.69
MGS-S Customer 9713	3.69%	\$ 8,939.54	\$ 9,064.68	1.40%	\$ 32,651.54	\$ 32,776.68	0.38%	\$ 3,517.05
MGS-S Customer 9714	3.66%	\$ 14,058.04	\$ 14,237.57	1.28%	\$ 68,109.32	\$ 68,288.85	0.26%	\$ 5,082.78
MGS-S Customer 9715	4.56%	\$ 2,868.69	\$ 2,935.92	2.34%	\$ 7,777.46	\$ 7,844.69	0.86%	\$ 1,540.45
MGS-S Customer 9716	5.12%	\$ 4,050.79	\$ 4,139.13	2.18%	\$ 10,099.22	\$ 10,187.56	0.87%	\$ 1,813.19
MGS-S Customer 9717	3.74%	\$ 7,130.77	\$ 7,235.96	1.48%	\$ 26,555.59	\$ 26,660.78	0.40%	\$ 2,918.28

Customer	Distribution % Difference	Delivery 8/24 Prices	Delivery 1/25 Prices	Delivery % Difference	Bundled 8/24 Prices	Bundled 1/25 Prices	Bundled % Difference	Distribution 1/25 Prices
MGS-S Customer 9718	3.93%	\$ 5,147.92	\$ 5,229.64	1.59%	\$ 15,173.99	\$ 15,255.71	0.54%	\$ 2,162.53
MGS-S Customer 9719	4.33%	\$ 3,787.72	\$ 3,863.99	2.01%	\$ 12,097.43	\$ 12,173.70	0.63%	\$ 1,835.83
MGS-S Customer 9720	3.66%	\$ 30,735.23	\$ 31,099.89	1.19%	\$ 164,537.98	\$ 164,902.64	0.22%	\$ 10,320.56
MGS-S Customer 9721	3.73%	\$ 22,277.79	\$ 22,563.32	1.28%	\$ 75,533.80	\$ 75,819.33	0.38%	\$ 7,950.11
MGS-S Customer 9722	3.92%	\$ 5,421.79	\$ 5,511.78	1.66%	\$ 15,902.17	\$ 15,992.16	0.57%	\$ 2,387.82
MGS-S Customer 9723	3.19%	\$ 60,544.00	\$ 61,166.01	1.03%	\$ 273,476.63	\$ 274,098.64	0.23%	\$ 20,112.95
MGS-S Customer 9724	3.68%	\$ 5,068.14	\$ 5,148.81	1.59%	\$ 14,620.58	\$ 14,701.25	0.55%	\$ 2,270.17
MGS-S Customer 9725	3.60%	\$ 16,875.80	\$ 17,086.86	1.25%	\$ 69,053.16	\$ 69,264.22	0.31%	\$ 6,075.92
MGS-S Customer 9726	4.24%	\$ 4,650.61	\$ 4,736.87	1.85%	\$ 14,922.00	\$ 15,008.26	0.58%	\$ 2,122.18
MGS-S Customer 9727	4.63%	\$ 3,453.37	\$ 3,530.27	2.23%	\$ 9,422.50	\$ 9,499.40	0.82%	\$ 1,737.01
MGS-S Customer 9728	3.72%	\$ 11,567.81	\$ 11,723.95	1.35%	\$ 46,173.25	\$ 46,329.39	0.34%	\$ 4,354.72
MGS-S Customer 9729	3.95%	\$ 2,854.64	\$ 2,907.83	1.86%	\$ 8,010.22	\$ 8,063.41	0.66%	\$ 1,398.66
MGS-S Customer 9730	4.65%	\$ 6,659.32	\$ 6,783.45	1.86%	\$ 21,166.24	\$ 21,290.37	0.59%	\$ 2,794.34
MGS-S Customer 9731	3.70%	\$ 13,081.73	\$ 13,249.91	1.29%	\$ 53,420.00	\$ 53,588.18	0.31%	\$ 4,707.66
MGS-S Customer 9732	3.95%	\$ 5,476.29	\$ 5,566.08	1.64%	\$ 22,364.46	\$ 22,454.25	0.40%	\$ 2,361.45
MGS-S Customer 9733	4.34%	\$ 3,576.57	\$ 3,650.38	2.06%	\$ 9,968.37	\$ 10,042.18	0.74%	\$ 1,775.89
MGS-S Customer 9734	3.38%	\$ 8,029.95	\$ 8,131.79	1.27%	\$ 25,122.65	\$ 25,224.49	0.41%	\$ 3,112.35
MGS-S Customer 9735	3.77%	\$ 10,333.55	\$ 10,482.84	1.44%	\$ 18,994.74	\$ 19,144.03	0.79%	\$ 4,109.77
MGS-S Customer 9736	3.95%	\$ 5,616.32	\$ 5,709.06	1.65%	\$ 18,034.50	\$ 18,127.24	0.51%	\$ 2,441.94
MGS-S Customer 9737	3.66%	\$ 7,594.87	\$ 7,697.89	1.36%	\$ 31,121.87	\$ 31,224.89	0.33%	\$ 2,917.06
MGS-S Customer 9738	3.72%	\$ 15,121.83	\$ 15,323.60	1.33%	\$ 44,016.83	\$ 44,218.60	0.46%	\$ 5,632.24
MGS-S Customer 9739	3.38%	\$ 10,189.99	\$ 10,313.97	1.22%	\$ 37,688.91	\$ 37,812.89	0.33%	\$ 3,789.81
MGS-S Customer 9740	3.57%	\$ 5,293.45	\$ 5,374.60	1.53%	\$ 14,358.22	\$ 14,439.37	0.57%	\$ 2,351.51
MGS-S Customer 9741	3.56%	\$ 11,257.88	\$ 11,403.95	1.30%	\$ 46,055.05	\$ 46,201.12	0.32%	\$ 4,244.12
MGS-S Customer 9742	4.03%	\$ 10,082.85	\$ 10,238.56	1.54%	\$ 18,913.15	\$ 19,068.86	0.82%	\$ 4,023.44
MGS-S Customer 9743	4.33%	\$ 5,863.81	\$ 5,969.57	1.80%	\$ 15,841.31	\$ 15,947.07	0.67%	\$ 2,547.48
MGS-S Customer 9744	4.36%	\$ 13,737.55	\$ 13,956.40	1.59%	\$ 30,986.79	\$ 31,205.64	0.71%	\$ 5,240.08
MGS-S Customer 9745	3.28%	\$ 8,108.00	\$ 8,206.91	1.22%	\$ 29,087.61	\$ 29,186.52	0.34%	\$ 3,111.27
MGS-S Customer 9746	5.24%	\$ 1,412.61	\$ 1,465.33	3.73%	\$ 2,719.90	\$ 2,772.62	1.94%	\$ 1,059.83
MGS-S Customer 9747	4.58%	\$ 14,708.07	\$ 14,948.58	1.64%	\$ 45,010.79	\$ 45,251.30	0.53%	\$ 5,488.05
MGS-S Customer 9748	3.65%	\$ 5,163.44	\$ 5,241.02	1.50%	\$ 9,663.26	\$ 9,740.84	0.80%	\$ 2,205.90
MGS-S Customer 9749	3.65%	\$ 8,077.48	\$ 8,191.59	1.41%	\$ 28,466.69	\$ 28,580.80	0.40%	\$ 3,240.35
MGS-S Customer 9750	4.46%	\$ 4,761.44	\$ 4,855.16	1.97%	\$ 10,573.92	\$ 10,667.64	0.89%	\$ 2,193.51
MGS-S Customer 9751	3.56%	\$ 8,852.66	\$ 8,972.59	1.35%	\$ 32,537.23	\$ 32,657.16	0.37%	\$ 3,486.09
MGS-S Customer 9752	3.95%	\$ 5,616.86	\$ 5,710.83	1.67%	\$ 13,991.93	\$ 14,085.90	0.67%	\$ 2,470.88
MGS-S Customer 9753	2.37%	\$ 13,337.51	\$ 13,452.79	0.86%	\$ 45,477.59	\$ 45,592.87	0.25%	\$ 4,974.07
MGS-S Customer 9754	3.79%	\$ 3,951.87	\$ 4,021.04	1.75%	\$ 11,458.19	\$ 11,527.36	0.60%	\$ 1,896.60
MGS-S Customer 9755	4.93%	\$ 4,238.51	\$ 4,326.32	2.07%	\$ 11,345.14	\$ 11,432.95	0.77%	\$ 1,870.44
MGS-S Customer 9756	2.95%	\$ 4,936.14	\$ 4,995.91	1.21%	\$ 14,376.60	\$ 14,436.37	0.42%	\$ 2,088.66
MGS-S Customer 9757	5.87%	\$ 2,739.56	\$ 2,815.39	2.77%	\$ 7,359.35	\$ 7,435.18	1.03%	\$ 1,367.73

Customer	Distribution % Difference	Delivery 8/24 Prices	Delivery 1/25 Prices	Delivery % Difference	Bundled 8/24 Prices	Bundled 1/25 Prices	Bundled % Difference	Distribution 1/25 Prices
MGS-S Customer 9758	3.97%	\$ 9,496.00	\$ 9,641.07	1.53%	\$ 21,575.95	\$ 21,721.02	0.67%	\$ 3,795.56
MGS-S Customer 9759	3.67%	\$ 8,271.05	\$ 8,389.03	1.43%	\$ 24,585.50	\$ 24,703.48	0.48%	\$ 3,336.75
MGS-S Customer 9760	3.98%	\$ 2,364.29	\$ 2,416.89	2.22%	\$ 5,856.42	\$ 5,909.02	0.90%	\$ 1,373.02
MGS-S Customer 9761	3.78%	\$ 9,198.86	\$ 9,330.32	1.43%	\$ 33,250.79	\$ 33,382.25	0.40%	\$ 3,605.60
MGS-S Customer 9762	3.75%	\$ 6,642.21	\$ 6,742.49	1.51%	\$ 22,368.55	\$ 22,468.83	0.45%	\$ 2,774.55
MGS-S Customer 9763	4.26%	\$ 4,435.31	\$ 4,519.11	1.89%	\$ 14,212.05	\$ 14,295.85	0.59%	\$ 2,050.78
MGS-S Customer 9764	3.43%	\$ 21,583.54	\$ 21,842.04	1.20%	\$ 60,702.85	\$ 60,961.35	0.43%	\$ 7,803.97
MGS-S Customer 9765	4.86%	\$ 3,634.21	\$ 3,717.17	2.28%	\$ 11,340.38	\$ 11,423.34	0.73%	\$ 1,788.56
MGS-S Customer 9766	3.10%	\$ 10,224.37	\$ 10,342.50	1.16%	\$ 38,671.45	\$ 38,789.58	0.31%	\$ 3,925.78
MGS-S Customer 9767	3.48%	\$ 4,284.91	\$ 4,348.28	1.48%	\$ 10,931.51	\$ 10,994.88	0.58%	\$ 1,884.27
MGS-S Customer 9768	2.26%	\$ 8,447.44	\$ 8,528.98	0.97%	\$ 19,174.51	\$ 19,256.05	0.43%	\$ 3,689.57
MGS-S Customer 9769	3.72%	\$ 5,133.93	\$ 5,210.76	1.50%	\$ 16,942.39	\$ 17,019.22	0.45%	\$ 2,144.06
MGS-S Customer 9770	4.59%	\$ 2,119.44	\$ 2,170.31	2.40%	\$ 5,110.06	\$ 5,160.93	1.00%	\$ 1,159.54
MGS-S Customer 9771	4.44%	\$ 7,803.37	\$ 7,934.35	1.68%	\$ 19,458.26	\$ 19,589.24	0.67%	\$ 3,078.89
MGS-S Customer 9772	4.07%	\$ 4,770.22	\$ 4,855.07	1.78%	\$ 14,152.07	\$ 14,236.92	0.60%	\$ 2,169.43
MGS-S Customer 9773	3.56%	\$ 65,531.72	\$ 66,303.12	1.18%	\$ 199,869.23	\$ 200,640.63	0.39%	\$ 22,421.94
MGS-S Customer 9774	4.61%	\$ 1,370.29	\$ 1,416.10	3.34%	\$ 3,331.05	\$ 3,376.86	1.38%	\$ 1,039.08
MGS-S Customer 9775	4.49%	\$ 4,469.80	\$ 4,557.03	1.95%	\$ 18,851.71	\$ 18,938.94	0.46%	\$ 2,031.01
MGS-S Customer 9776	3.81%	\$ 9,603.74	\$ 9,739.89	1.42%	\$ 39,339.72	\$ 39,475.87	0.35%	\$ 3,706.41
MGS-S Customer 9777	3.63%	\$ 17,933.92	\$ 18,156.99	1.24%	\$ 80,449.86	\$ 80,672.93	0.28%	\$ 6,371.12
MGS-S Customer 9778	3.53%	\$ 5,222.99	\$ 5,298.24	1.44%	\$ 12,050.93	\$ 12,126.18	0.62%	\$ 2,209.54
MGS-S Customer 9779	4.72%	\$ 2,158.33	\$ 2,216.68	2.70%	\$ 6,678.60	\$ 6,736.95	0.87%	\$ 1,295.94
MGS-S Customer 9780	3.50%	\$ 10,775.00	\$ 10,915.26	1.30%	\$ 35,483.38	\$ 35,623.64	0.40%	\$ 4,147.16
MGS-S Customer 9781	5.53%	\$ 1,738.19	\$ 1,799.47	3.53%	\$ 3,725.01	\$ 3,786.29	1.65%	\$ 1,169.36
MGS-S Customer 9782	4.52%	\$ 6,177.11	\$ 6,291.24	1.85%	\$ 18,588.77	\$ 18,702.90	0.61%	\$ 2,640.37
MGS-S Customer 9783	4.49%	\$ 10,662.15	\$ 10,839.26	1.66%	\$ 34,854.05	\$ 35,031.16	0.51%	\$ 4,120.01
MGS-S Customer 9784	3.92%	\$ 3,884.33	\$ 3,954.98	1.82%	\$ 11,266.11	\$ 11,336.76	0.63%	\$ 1,874.48
MGS-S Customer 9785	1.61%	\$ 28,225.51	\$ 28,393.29	0.59%	\$ 72,980.30	\$ 73,148.08	0.23%	\$ 10,599.82
MGS-S Customer 9786	4.53%	\$ 15,321.07	\$ 15,574.68	1.66%	\$ 25,175.51	\$ 25,429.12	1.01%	\$ 5,846.66
MGS-S Customer 9787	4.34%	\$ 4,079.66	\$ 4,160.40	1.98%	\$ 11,861.13	\$ 11,941.87	0.68%	\$ 1,941.35
MGS-S Customer 9788	4.43%	\$ 4,043.14	\$ 4,125.55	2.04%	\$ 10,007.93	\$ 10,090.34	0.82%	\$ 1,941.91
MGS-S Customer 9789	3.44%	\$ 12,168.69	\$ 12,321.84	1.26%	\$ 40,549.84	\$ 40,702.99	0.38%	\$ 4,605.38
MGS-S Customer 9790	5.88%	\$ 2,819.70	\$ 2,897.35	2.75%	\$ 7,209.48	\$ 7,287.13	1.08%	\$ 1,397.42
MGS-S Customer 9791	3.89%	\$ 6,418.34	\$ 6,519.24	1.57%	\$ 22,928.53	\$ 23,029.43	0.44%	\$ 2,691.86
MGS-S Customer 9792	2.29%	\$ 2,325.93	\$ 2,353.58	1.19%	\$ 4,006.41	\$ 4,034.06	0.69%	\$ 1,234.91
MGS-S Customer 9793	4.32%	\$ 10,478.51	\$ 10,644.64	1.59%	\$ 41,315.99	\$ 41,482.12	0.40%	\$ 4,007.35
MGS-S Customer 9794	4.16%	\$ 16,835.13	\$ 17,079.49	1.45%	\$ 61,123.73	\$ 61,368.09	0.40%	\$ 6,124.84
MGS-S Customer 9795	4.14%	\$ 5,425.26	\$ 5,520.64	1.76%	\$ 14,376.90	\$ 14,472.28	0.66%	\$ 2,400.98
MGS-S Customer 9796	4.25%	\$ 4,939.89	\$ 5,025.94	1.74%	\$ 12,231.17	\$ 12,317.22	0.70%	\$ 2,110.93
MGS-S Customer 9797	4.11%	\$ 3,066.93	\$ 3,130.27	2.07%	\$ 8,420.75	\$ 8,484.09	0.75%	\$ 1,604.90

Internal Use

Customer	Distribution % Difference	Delivery 8/24 Prices	Delivery 1/25 Prices	Delivery % Difference	Bundled 8/24 Prices	Bundled 1/25 Prices	Bundled % Difference	Distribution 1/25 Prices
MGS-S Customer 9798	3.83%	\$ 6,073.33	\$ 6,171.55	1.62%	\$ 9,409.83	\$ 9,508.05	1.04%	\$ 2,664.93
MGS-S Customer 9799	4.00%	\$ 3,177.13	\$ 3,235.12	1.83%	\$ 8,989.27	\$ 9,047.26	0.65%	\$ 1,506.45
MGS-S Customer 9800	4.97%	\$ 4,340.75	\$ 4,438.41	2.25%	\$ 8,276.68	\$ 8,374.34	1.18%	\$ 2,062.35
MGS-S Customer 9801	4.20%	\$ 2,706.48	\$ 2,760.83	2.01%	\$ 7,599.71	\$ 7,654.06	0.72%	\$ 1,349.61
MGS-S Customer 9802	3.81%	\$ 4,753.12	\$ 4,827.22	1.56%	\$ 15,264.58	\$ 15,338.68	0.49%	\$ 2,021.10
MGS-S Customer 9803	4.87%	\$ 1,829.02	\$ 1,884.01	3.01%	\$ 6,097.34	\$ 6,152.33	0.90%	\$ 1,183.26
MGS-S Customer 9804	3.71%	\$ 13,526.64	\$ 13,707.57	1.34%	\$ 44,386.97	\$ 44,567.90	0.41%	\$ 5,062.96
MGS-S Customer 9805	5.87%	\$ 3,517.88	\$ 3,616.22	2.80%	\$ 8,299.13	\$ 8,397.47	1.18%	\$ 1,772.41
MGS-S Customer 9806	4.51%	\$ 3,366.84	\$ 3,435.17	2.03%	\$ 7,728.86	\$ 7,797.19	0.88%	\$ 1,584.47
MGS-S Customer 9807	3.79%	\$ 3,722.89	\$ 3,789.61	1.79%	\$ 9,632.61	\$ 9,699.33	0.69%	\$ 1,828.23
MGS-S Customer 9808	2.85%	\$ 2,741.63	\$ 2,779.45	1.38%	\$ 6,991.67	\$ 7,029.49	0.54%	\$ 1,362.60
MGS-S Customer 9809	3.84%	\$ 7,868.59	\$ 7,987.08	1.51%	\$ 23,239.34	\$ 23,357.83	0.51%	\$ 3,204.55
MGS-S Customer 9810	3.61%	\$ 8,827.62	\$ 8,943.74	1.32%	\$ 33,864.85	\$ 33,980.97	0.34%	\$ 3,334.99
MGS-S Customer 9811	5.26%	\$ 12,978.56	\$ 13,227.81	1.92%	\$ 33,125.53	\$ 33,374.78	0.75%	\$ 4,986.34
MGS-S Customer 9812	2.79%	\$ 6,429.46	\$ 6,503.72	1.15%	\$ 16,018.47	\$ 16,092.73	0.46%	\$ 2,738.54
MGS-S Customer 9813	3.40%	\$ 6,642.88	\$ 6,735.94	1.40%	\$ 14,539.30	\$ 14,632.36	0.64%	\$ 2,828.32
MGS-S Customer 9814	3.47%	\$ 14,514.37	\$ 14,695.35	1.25%	\$ 47,093.23	\$ 47,274.21	0.38%	\$ 5,391.92
MGS-S Customer 9815	3.84%	\$ 7,352.18	\$ 7,464.58	1.53%	\$ 20,405.66	\$ 20,518.06	0.55%	\$ 3,041.21
MGS-S Customer 9816	3.84%	\$ 6,825.54	\$ 6,928.84	1.51%	\$ 28,606.25	\$ 28,709.55	0.36%	\$ 2,795.87
MGS-S Customer 9817	1.79%	\$ 22,853.53	\$ 23,007.58	0.67%	\$ 57,288.03	\$ 57,442.08	0.27%	\$ 8,759.37
MGS-S Customer 9818	2.86%	\$ 19,510.10	\$ 19,713.26	1.04%	\$ 53,638.37	\$ 53,841.53	0.38%	\$ 7,297.29
MGS-S Customer 9819	3.61%	\$ 3,910.92	\$ 3,971.97	1.56%	\$ 10,597.63	\$ 10,658.68	0.58%	\$ 1,754.34
MGS-S Customer 9820	4.20%	\$ 6,879.95	\$ 6,997.62	1.71%	\$ 14,181.40	\$ 14,299.07	0.83%	\$ 2,919.84
MGS-S Customer 9821	4.65%	\$ 4,367.60	\$ 4,459.05	2.09%	\$ 9,975.66	\$ 10,067.11	0.92%	\$ 2,058.46
MGS-S Customer 9822	3.35%	\$ 4,574.11	\$ 4,638.84	1.42%	\$ 9,096.09	\$ 9,160.82	0.71%	\$ 1,999.40
MGS-S Customer 9823	5.68%	\$ 1,976.62	\$ 2,033.82	2.89%	\$ 11,660.58	\$ 11,717.78	0.49%	\$ 1,064.48
MGS-S Customer 9824	4.20%	\$ 4,864.29	\$ 4,946.33	1.69%	\$ 19,182.33	\$ 19,264.37	0.43%	\$ 2,034.44
MGS-S Customer 9825	3.47%	\$ 9,819.31	\$ 9,941.48	1.24%	\$ 39,794.78	\$ 39,916.95	0.31%	\$ 3,643.97
MGS-S Customer 9826	3.71%	\$ 4,609.60	\$ 4,685.56	1.65%	\$ 12,694.78	\$ 12,770.74	0.60%	\$ 2,121.13
MGS-S Customer 9827	5.51%	\$ 1,319.21	\$ 1,365.86	3.54%	\$ 2,810.12	\$ 2,856.77	1.66%	\$ 892.86
MGS-S Customer 9828	3.49%	\$ 10,073.39	\$ 10,214.55	1.40%	\$ 20,338.84	\$ 20,480.00	0.69%	\$ 4,183.57
MGS-S Customer 9829	3.90%	\$ 2,989.44	\$ 3,043.57	1.81%	\$ 8,383.71	\$ 8,437.84	0.65%	\$ 1,443.73
MGS-S Customer 9830	3.79%	\$ 3,769.83	\$ 3,831.62	1.64%	\$ 12,174.38	\$ 12,236.17	0.51%	\$ 1,693.69
MGS-S Customer 9831	3.50%	\$ 8,347.94	\$ 8,457.58	1.31%	\$ 22,519.61	\$ 22,629.25	0.49%	\$ 3,244.46
MGS-S Customer 9832	3.96%	\$ 3,977.14	\$ 4,049.11	1.81%	\$ 13,648.42	\$ 13,720.39	0.53%	\$ 1,890.69
MGS-S Customer 9833	3.63%	\$ 5,408.74	\$ 5,488.05	1.47%	\$ 13,612.41	\$ 13,691.72	0.58%	\$ 2,264.89
MGS-S Customer 9834	2.61%	\$ 7,795.24	\$ 7,879.19	1.08%	\$ 28,534.10	\$ 28,618.05	0.29%	\$ 3,295.95
MGS-S Customer 9835	4.82%	\$ 18,805.10	\$ 19,125.06	1.70%	\$ 43,390.07	\$ 43,710.03	0.74%	\$ 6,960.63
MGS-S Customer 9836	5.39%	\$ 1,256.66	\$ 1,297.40	3.24%	\$ 13,133.45	\$ 13,174.19	0.31%	\$ 796.79
MGS-S Customer 9837	3.96%	\$ 6,941.64	\$ 7,049.55	1.55%	\$ 29,114.28	\$ 29,222.19	0.37%	\$ 2,834.22

Internal Use

Customer	Distribution % Difference	Delivery 8/24 Prices	Delivery 1/25 Prices	Delivery % Difference	Bundled 8/24 Prices	Bundled 1/25 Prices	Bundled % Difference	Distribution 1/25 Prices
MGS-S Customer 9838	4.13%	\$ 6,047.41	\$ 6,145.53	1.62%	\$ 16,276.98	\$ 16,375.10	0.60%	\$ 2,475.32
MGS-S Customer 9839	3.58%	\$ 8,851.00	\$ 8,972.90	1.38%	\$ 27,325.15	\$ 27,447.05	0.45%	\$ 3,522.66
MGS-S Customer 9840	3.38%	\$ 4,517.34	\$ 4,581.03	1.41%	\$ 13,337.35	\$ 13,401.04	0.48%	\$ 1,949.29
MGS-S Customer 9841	4.00%	\$ 4,805.67	\$ 4,884.13	1.63%	\$ 15,440.30	\$ 15,518.76	0.51%	\$ 2,039.35
MGS-S Customer 9842	3.75%	\$ 6,626.99	\$ 6,725.41	1.49%	\$ 28,940.40	\$ 29,038.82	0.34%	\$ 2,722.48
MGS-S Customer 9843	4.01%	\$ 8,797.63	\$ 8,934.21	1.55%	\$ 22,271.60	\$ 22,408.18	0.61%	\$ 3,542.71
MGS-S Customer 9844	3.78%	\$ 9,612.51	\$ 9,749.48	1.42%	\$ 32,268.71	\$ 32,405.68	0.42%	\$ 3,759.49
MGS-S Customer 9845	4.29%	\$ 7,387.55	\$ 7,507.39	1.62%	\$ 22,102.20	\$ 22,222.04	0.54%	\$ 2,911.29
MGS-S Customer 9846	3.84%	\$ 11,783.08	\$ 11,948.10	1.40%	\$ 42,373.75	\$ 42,538.77	0.39%	\$ 4,459.30
MGS-S Customer 9847	4.70%	\$ 15,820.76	\$ 16,082.53	1.65%	\$ 52,302.86	\$ 52,564.63	0.50%	\$ 5,833.45
MGS-S Customer 9848	3.80%	\$ 7,021.95	\$ 7,128.91	1.52%	\$ 20,166.84	\$ 20,273.80	0.53%	\$ 2,925.33
MGS-S Customer 9849	4.68%	\$ 10,772.13	\$ 10,963.78	1.78%	\$ 22,792.67	\$ 22,984.32	0.84%	\$ 4,285.59
MGS-S Customer 9850	4.47%	\$ 4,817.77	\$ 4,906.98	1.85%	\$ 10,008.54	\$ 10,097.75	0.89%	\$ 2,084.26
MGS-S Customer 9851	3.70%	\$ 32,856.92	\$ 33,270.39	1.26%	\$ 94,285.07	\$ 94,698.54	0.44%	\$ 11,573.80
MGS-S Customer 9852	1.10%	\$ 10,502.82	\$ 10,550.02	0.45%	\$ 21,828.63	\$ 21,875.83	0.22%	\$ 4,339.20
MGS-S Customer 9853	4.69%	\$ 3,413.07	\$ 3,483.91	2.08%	\$ 10,773.71	\$ 10,844.55	0.66%	\$ 1,579.87
MGS-S Customer 9854	3.57%	\$ 61,699.09	\$ 62,432.95	1.19%	\$ 165,873.27	\$ 166,607.13	0.44%	\$ 21,302.71
MGS-S Customer 9855	3.99%	\$ 8,195.26	\$ 8,319.83	1.52%	\$ 33,424.68	\$ 33,549.25	0.37%	\$ 3,249.25
MGS-S Customer 9856	2.71%	\$ 16,823.67	\$ 16,985.74	0.96%	\$ 54,091.91	\$ 54,253.98	0.30%	\$ 6,152.07
MGS-S Customer 9857	3.76%	\$ 5,512.26	\$ 5,595.25	1.51%	\$ 15,480.17	\$ 15,563.16	0.54%	\$ 2,289.02
MGS-S Customer 9858	1.45%	\$ 2,980.00	\$ 3,000.71	0.69%	\$ 5,965.02	\$ 5,985.73	0.35%	\$ 1,450.02
MGS-S Customer 9859	3.96%	\$ 7,491.76	\$ 7,603.27	1.49%	\$ 25,032.49	\$ 25,144.00	0.45%	\$ 2,925.51
MGS-S Customer 9860	3.30%	\$ 21,879.24	\$ 22,133.83	1.16%	\$ 52,223.10	\$ 52,477.69	0.49%	\$ 7,967.01
MGS-S Customer 9861	3.96%	\$ 7,044.69	\$ 7,155.80	1.58%	\$ 22,602.37	\$ 22,713.48	0.49%	\$ 2,917.11
MGS-S Customer 9862	4.66%	\$ 4,682.09	\$ 4,772.93	1.94%	\$ 9,709.69	\$ 9,800.53	0.94%	\$ 2,038.92
MGS-S Customer 9863	4.53%	\$ 4,159.95	\$ 4,245.57	2.06%	\$ 11,025.37	\$ 11,110.99	0.78%	\$ 1,976.61
MGS-S Customer 9864	3.96%	\$ 6,428.08	\$ 6,530.35	1.59%	\$ 24,120.32	\$ 24,222.59	0.42%	\$ 2,687.20
MGS-S Customer 9865	4.15%	\$ 7,319.70	\$ 7,440.02	1.64%	\$ 22,095.71	\$ 22,216.03	0.54%	\$ 3,019.62
MGS-S Customer 9866	3.42%	\$ 6,244.73	\$ 6,332.65	1.41%	\$ 18,246.99	\$ 18,334.91	0.48%	\$ 2,660.79
MGS-S Customer 9867	3.63%	\$ 4,674.91	\$ 4,750.18	1.61%	\$ 12,219.97	\$ 12,295.24	0.62%	\$ 2,147.33
MGS-S Customer 9868	3.58%	\$ 5,957.90	\$ 6,046.70	1.49%	\$ 16,844.94	\$ 16,933.74	0.53%	\$ 2,569.80
MGS-S Customer 9869	4.58%	\$ 13,723.09	\$ 13,950.32	1.66%	\$ 38,340.05	\$ 38,567.28	0.59%	\$ 5,185.05
MGS-S Customer 9870	4.19%	\$ 5,289.38	\$ 5,383.95	1.79%	\$ 14,674.31	\$ 14,768.88	0.64%	\$ 2,350.83
MGS-S Customer 9871	4.81%	\$ 1,980.01	\$ 2,037.03	2.88%	\$ 5,161.57	\$ 5,218.59	1.10%	\$ 1,243.50
MGS-S Customer 9872	4.46%	\$ 9,820.61	\$ 9,986.02	1.68%	\$ 26,905.31	\$ 27,070.72	0.61%	\$ 3,876.90
MGS-S Customer 9873	4.74%	\$ 4,928.74	\$ 5,029.33	2.04%	\$ 15,085.64	\$ 15,186.23	0.67%	\$ 2,222.20
MGS-S Customer 9874	3.94%	\$ 5,093.08	\$ 5,174.39	1.60%	\$ 14,898.05	\$ 14,979.36	0.55%	\$ 2,145.06
MGS-S Customer 9875	3.86%	\$ 5,717.98	\$ 5,809.31	1.60%	\$ 21,055.71	\$ 21,147.04	0.43%	\$ 2,456.17
MGS-S Customer 9876	4.24%	\$ 3,896.62	\$ 3,973.05	1.96%	\$ 11,569.88	\$ 11,646.31	0.66%	\$ 1,877.95
MGS-S Customer 9877	3.40%	\$ 15,572.71	\$ 15,767.43	1.25%	\$ 26,304.35	\$ 26,499.07	0.74%	\$ 5,914.30

Internal Use

Customer	Distribution % Difference	Delivery 8/24 Prices	Delivery 1/25 Prices	Delivery % Difference	Bundled 8/24 Prices	Bundled 1/25 Prices	Bundled % Difference	Distribution 1/25 Prices
MGS-S Customer 9878	4.18%	\$ 4,312.40	\$ 4,393.73	1.89%	\$ 11,544.95	\$ 11,626.28	0.70%	\$ 2,025.71
MGS-S Customer 9879	3.90%	\$ 5,405.58	\$ 5,489.16	1.55%	\$ 19,108.88	\$ 19,192.46	0.44%	\$ 2,226.01
MGS-S Customer 9880	2.26%	\$ 3,844.82	\$ 3,883.30	1.00%	\$ 8,190.04	\$ 8,228.52	0.47%	\$ 1,743.00
MGS-S Customer 9881	2.63%	\$ 3,178.65	\$ 3,217.68	1.23%	\$ 6,225.95	\$ 6,264.98	0.63%	\$ 1,522.24
MGS-S Customer 9882	3.32%	\$ 9,707.42	\$ 9,831.68	1.28%	\$ 20,836.70	\$ 20,960.96	0.60%	\$ 3,870.63
MGS-S Customer 9883	2.35%	\$ 12,585.68	\$ 12,695.54	0.87%	\$ 43,231.20	\$ 43,341.06	0.25%	\$ 4,775.91
MGS-S Customer 9884	3.42%	\$ 16,317.19	\$ 16,510.56	1.19%	\$ 73,704.97	\$ 73,898.34	0.26%	\$ 5,842.41
MGS-S Customer 9885	3.98%	\$ 10,336.87	\$ 10,489.30	1.47%	\$ 37,165.98	\$ 37,318.41	0.41%	\$ 3,983.64
MGS-S Customer 9886	4.00%	\$ 4,131.43	\$ 4,201.17	1.69%	\$ 13,512.02	\$ 13,581.76	0.52%	\$ 1,813.44
MGS-S Customer 9887	3.80%	\$ 8,636.67	\$ 8,763.98	1.47%	\$ 23,582.36	\$ 23,709.67	0.54%	\$ 3,474.71
MGS-S Customer 9888	3.64%	\$ 8,740.66	\$ 8,860.92	1.38%	\$ 35,313.82	\$ 35,434.08	0.34%	\$ 3,427.15
MGS-S Customer 9889	4.11%	\$ 4,896.15	\$ 4,980.09	1.71%	\$ 7,954.07	\$ 8,038.01	1.06%	\$ 2,125.17
MGS-S Customer 9890	4.41%	\$ 28,596.67	\$ 29,026.00	1.50%	\$ 82,620.53	\$ 83,049.86	0.52%	\$ 10,158.46
MGS-S Customer 9891	5.41%	\$ 3,896.67	\$ 3,993.12	2.48%	\$ 11,920.72	\$ 12,017.17	0.81%	\$ 1,879.95
MGS-S Customer 9892	4.30%	\$ 3,188.50	\$ 3,256.36	2.13%	\$ 8,819.41	\$ 8,887.27	0.77%	\$ 1,645.93
MGS-S Customer 9893	2.66%	\$ 25,145.12	\$ 25,376.14	0.92%	\$ 80,732.11	\$ 80,963.13	0.29%	\$ 8,911.64
MGS-S Customer 9894	3.24%	\$ 5,825.72	\$ 5,905.28	1.37%	\$ 14,445.77	\$ 14,525.33	0.55%	\$ 2,538.08
MGS-S Customer 9895	3.66%	\$ 8,848.54	\$ 8,973.81	1.42%	\$ 24,328.98	\$ 24,454.25	0.51%	\$ 3,543.65
MGS-S Customer 9896	3.52%	\$ 5,602.01	\$ 5,680.04	1.39%	\$ 19,233.21	\$ 19,311.24	0.41%	\$ 2,293.11
MGS-S Customer 9897	4.65%	\$ 8,973.34	\$ 9,126.00	1.70%	\$ 28,251.91	\$ 28,404.57	0.54%	\$ 3,433.98
MGS-S Customer 9898	3.49%	\$ 6,937.31	\$ 7,030.42	1.34%	\$ 19,663.43	\$ 19,756.54	0.47%	\$ 2,763.90
MGS-S Customer 9899	3.94%	\$ 4,147.06	\$ 4,222.05	1.81%	\$ 9,768.83	\$ 9,843.82	0.77%	\$ 1,978.56
MGS-S Customer 9900	4.12%	\$ 7,059.85	\$ 7,176.54	1.65%	\$ 18,742.17	\$ 18,858.86	0.62%	\$ 2,950.88
MGS-S Customer 9901	3.46%	\$ 5,636.43	\$ 5,713.17	1.36%	\$ 21,064.77	\$ 21,141.51	0.36%	\$ 2,292.05
MGS-S Customer 9902	5.47%	\$ 1,221.35	\$ 1,265.89	3.65%	\$ 2,712.26	\$ 2,756.80	1.64%	\$ 858.60
MGS-S Customer 9903	4.01%	\$ 3,910.73	\$ 3,978.16	1.72%	\$ 11,268.17	\$ 11,335.60	0.60%	\$ 1,750.97
MGS-S Customer 9904	4.26%	\$ 6,008.14	\$ 6,113.93	1.76%	\$ 17,139.71	\$ 17,245.50	0.62%	\$ 2,589.20
MGS-S Customer 9905	3.83%	\$ 9,550.70	\$ 9,685.20	1.41%	\$ 44,988.78	\$ 45,123.28	0.30%	\$ 3,647.56
MGS-S Customer 9906	3.92%	\$ 2,949.02	\$ 3,008.22	2.01%	\$ 7,309.78	\$ 7,368.98	0.81%	\$ 1,570.27
MGS-S Customer 9907	3.86%	\$ 7,213.33	\$ 7,322.23	1.51%	\$ 29,659.17	\$ 29,768.07	0.37%	\$ 2,926.33
MGS-S Customer 9908	2.97%	\$ 3,109.02	\$ 3,152.37	1.39%	\$ 5,747.83	\$ 5,791.18	0.75%	\$ 1,502.04
MGS-S Customer 9909	4.44%	\$ 10,771.01	\$ 10,952.85	1.69%	\$ 18,032.92	\$ 18,214.76	1.01%	\$ 4,277.90
MGS-S Customer 9910	3.65%	\$ 6,724.00	\$ 6,822.85	1.47%	\$ 22,065.27	\$ 22,164.12	0.45%	\$ 2,805.18
MGS-S Customer 9911	3.48%	\$ 12,011.89	\$ 12,168.25	1.30%	\$ 25,860.65	\$ 26,017.01	0.60%	\$ 4,654.31
MGS-S Customer 9912	3.97%	\$ 6,459.82	\$ 6,557.93	1.52%	\$ 23,948.90	\$ 24,047.01	0.41%	\$ 2,566.58
MGS-S Customer 9913	3.23%	\$ 7,312.98	\$ 7,408.05	1.30%	\$ 18,268.58	\$ 18,363.65	0.52%	\$ 3,038.60
MGS-S Customer 9914	3.48%	\$ 4,824.82	\$ 4,899.20	1.54%	\$ 10,882.74	\$ 10,957.12	0.68%	\$ 2,209.37
MGS-S Customer 9915	3.71%	\$ 7,636.96	\$ 7,748.13	1.46%	\$ 25,131.76	\$ 25,242.93	0.44%	\$ 3,107.98
MGS-S Customer 9916	3.59%	\$ 6,889.75	\$ 6,988.35	1.43%	\$ 24,503.84	\$ 24,602.44	0.40%	\$ 2,846.35
MGS-S Customer 9917	3.90%	\$ 7,727.49	\$ 7,844.81	1.52%	\$ 26,933.04	\$ 27,050.36	0.44%	\$ 3,128.56

Customer	Distribution % Difference	Delivery 8/24 Prices	Delivery 1/25 Prices	Delivery % Difference	Bundled 8/24 Prices	Bundled 1/25 Prices	Bundled % Difference	Distribution 1/25 Prices
MGS-S Customer 9918	3.50%	\$ 19,143.15	\$ 19,376.74	1.22%	\$ 65,323.95	\$ 65,557.54	0.36%	\$ 6,906.05
MGS-S Customer 9919	3.00%	\$ 41,961.71	\$ 42,392.46	1.03%	\$ 146,444.41	\$ 146,875.16	0.29%	\$ 14,781.27
MGS-S Customer 9920	2.83%	\$ 45,545.92	\$ 45,983.31	0.96%	\$ 170,632.64	\$ 171,070.03	0.26%	\$ 15,918.16
MGS-S Customer 9921	4.80%	\$ 25,255.91	\$ 25,668.72	1.63%	\$ 90,262.80	\$ 90,675.61	0.46%	\$ 9,012.46
MGS-S Customer 9922	2.31%	\$ 9,452.45	\$ 9,540.84	0.94%	\$ 34,060.27	\$ 34,148.66	0.26%	\$ 3,919.74
MGS-S Customer 9923	3.86%	\$ 4,372.97	\$ 4,451.82	1.80%	\$ 10,886.00	\$ 10,964.85	0.72%	\$ 2,124.02
MGS-S Customer 9924	3.79%	\$ 22,215.76	\$ 22,507.15	1.31%	\$ 67,281.35	\$ 67,572.74	0.43%	\$ 7,987.68
MGS-S Customer 9925	3.47%	\$ 9,223.99	\$ 9,346.48	1.33%	\$ 27,600.22	\$ 27,722.71	0.44%	\$ 3,652.27
MGS-S Customer 9926	3.21%	\$ 6,306.99	\$ 6,386.77	1.26%	\$ 16,023.63	\$ 16,103.41	0.50%	\$ 2,564.49
MGS-S Customer 9927	4.21%	\$ 13,401.84	\$ 13,605.31	1.52%	\$ 42,388.25	\$ 42,591.72	0.48%	\$ 5,038.08
MGS-S Customer 9928	2.89%	\$ 3,677.99	\$ 3,729.20	1.39%	\$ 7,809.76	\$ 7,860.97	0.66%	\$ 1,821.81
MGS-S Customer 9929	1.38%	\$ 50,790.84	\$ 51,055.01	0.52%	\$ 95,216.55	\$ 95,480.72	0.28%	\$ 19,353.78
MGS-S Customer 9930	3.36%	\$ 3,809.97	\$ 3,865.49	1.46%	\$ 12,097.06	\$ 12,152.58	0.46%	\$ 1,706.98
MGS-S Customer 9931	2.47%	\$ 4,187.68	\$ 4,232.70	1.08%	\$ 7,944.67	\$ 7,989.69	0.57%	\$ 1,866.98
MGS-S Customer 9932	3.39%	\$ 15,401.44	\$ 15,590.08	1.22%	\$ 40,950.80	\$ 41,139.44	0.46%	\$ 5,749.43
MGS-S Customer 9933	3.73%	\$ 5,707.57	\$ 5,796.94	1.57%	\$ 16,387.57	\$ 16,476.94	0.55%	\$ 2,484.95
MGS-S Customer 9934	4.86%	\$ 21,264.87	\$ 21,624.02	1.69%	\$ 56,640.90	\$ 57,000.05	0.63%	\$ 7,742.65
MGS-S Customer 9935	1.03%	\$ 21,262.78	\$ 21,339.59	0.36%	\$ 81,456.88	\$ 81,533.69	0.09%	\$ 7,504.42
MGS-S Customer 9936	3.55%	\$ 4,220.43	\$ 4,283.93	1.50%	\$ 12,201.86	\$ 12,265.36	0.52%	\$ 1,852.64
MGS-S Customer 9937	6.09%	\$ 6,017.82	\$ 6,166.62	2.47%	\$ 18,340.01	\$ 18,488.81	0.81%	\$ 2,593.70
MGS-S Customer 9938	4.58%	\$ 4,798.95	\$ 4,896.39	2.03%	\$ 8,101.74	\$ 8,199.18	1.20%	\$ 2,224.97
MGS-S Customer 9939	3.65%	\$ 5,311.07	\$ 5,388.09	1.45%	\$ 19,336.02	\$ 19,413.04	0.40%	\$ 2,189.65
MGS-S Customer 9940	3.62%	\$ 6,536.12	\$ 6,626.62	1.38%	\$ 24,153.06	\$ 24,243.56	0.37%	\$ 2,590.34
MGS-S Customer 9941	3.71%	\$ 3,109.99	\$ 3,163.41	1.72%	\$ 7,501.26	\$ 7,554.68	0.71%	\$ 1,492.27
MGS-S Customer 9942	3.64%	\$ 5,960.28	\$ 6,049.67	1.50%	\$ 20,453.48	\$ 20,542.87	0.44%	\$ 2,545.35
MGS-S Customer 9943	4.19%	\$ 5,278.26	\$ 5,373.05	1.80%	\$ 13,598.94	\$ 13,693.73	0.70%	\$ 2,354.53
MGS-S Customer 9944	3.42%	\$ 8,799.15	\$ 8,915.90	1.33%	\$ 23,845.50	\$ 23,962.25	0.49%	\$ 3,527.76
MGS-S Customer 9945	4.43%	\$ 4,460.23	\$ 4,544.14	1.88%	\$ 6,961.69	\$ 7,045.60	1.21%	\$ 1,978.57
MGS-S Customer 9946	3.71%	\$ 3,876.56	\$ 3,943.68	1.73%	\$ 10,185.74	\$ 10,252.86	0.66%	\$ 1,878.57
MGS-S Customer 9947	3.27%	\$ 4,377.38	\$ 4,442.31	1.48%	\$ 11,102.14	\$ 11,167.07	0.58%	\$ 2,048.08
MGS-S Customer 9948	3.75%	\$ 15,927.56	\$ 16,137.01	1.32%	\$ 61,815.85	\$ 62,025.30	0.34%	\$ 5,792.45
MGS-S Customer 9949	3.10%	\$ 37,847.34	\$ 38,256.88	1.08%	\$ 106,117.60	\$ 106,527.14	0.39%	\$ 13,611.29
MGS-S Customer 9950	4.70%	\$ 4,638.59	\$ 4,734.58	2.07%	\$ 12,211.30	\$ 12,307.29	0.79%	\$ 2,139.20
MGS-S Customer 9951	3.03%	\$ 30,253.21	\$ 30,561.03	1.02%	\$ 119,781.08	\$ 120,088.90	0.26%	\$ 10,453.38
MGS-S Customer 9952	4.42%	\$ 4,405.60	\$ 4,492.91	1.98%	\$ 11,234.00	\$ 11,321.31	0.78%	\$ 2,062.07
MGS-S Customer 9953	3.81%	\$ 2,588.55	\$ 2,636.65	1.86%	\$ 6,943.60	\$ 6,991.70	0.69%	\$ 1,311.29
MGS-S Customer 9954	3.90%	\$ 4,783.30	\$ 4,865.65	1.72%	\$ 10,866.70	\$ 10,949.05	0.76%	\$ 2,196.63
MGS-S Customer 9955	3.04%	\$ 9,231.13	\$ 9,338.48	1.16%	\$ 29,096.21	\$ 29,203.56	0.37%	\$ 3,640.89
MGS-S Customer 9956	3.77%	\$ 7,749.34	\$ 7,863.22	1.47%	\$ 27,370.70	\$ 27,484.58	0.42%	\$ 3,132.41
MGS-S Customer 9957	6.22%	\$ 9,271.62	\$ 9,485.39	2.31%	\$ 33,047.60	\$ 33,261.37	0.65%	\$ 3,650.95

Internal Use

Customer	Distribution % Difference	Delivery 8/24 Prices	Delivery 1/25 Prices	Delivery % Difference	Bundled 8/24 Prices	Bundled 1/25 Prices	Bundled % Difference	Distribution 1/25 Prices
MGS-S Customer 9958	4.78%	\$ 6,873.43	\$ 7,004.07	1.90%	\$ 22,276.17	\$ 22,406.81	0.59%	\$ 2,863.40
MGS-S Customer 9959	4.06%	\$ 8,373.40	\$ 8,506.75	1.59%	\$ 19,140.58	\$ 19,273.93	0.70%	\$ 3,414.58
MGS-S Customer 9960	3.12%	\$ 11,727.58	\$ 11,857.96	1.11%	\$ 40,713.99	\$ 40,844.37	0.32%	\$ 4,311.66
MGS-S Customer 9961	3.60%	\$ 5,550.33	\$ 5,629.29	1.42%	\$ 20,041.82	\$ 20,120.78	0.39%	\$ 2,269.41
MGS-S Customer 9962	4.19%	\$ 2,652.39	\$ 2,711.39	2.22%	\$ 7,237.22	\$ 7,296.22	0.82%	\$ 1,466.22
MGS-S Customer 9963	3.65%	\$ 20,051.80	\$ 20,304.40	1.26%	\$ 72,613.09	\$ 72,865.69	0.35%	\$ 7,179.08
MGS-S Customer 9964	4.09%	\$ 4,226.11	\$ 4,303.83	1.84%	\$ 14,213.67	\$ 14,291.39	0.55%	\$ 1,975.71
MGS-S Customer 9965	3.29%	\$ 12,860.85	\$ 13,010.99	1.17%	\$ 40,403.65	\$ 40,553.79	0.37%	\$ 4,717.52
MGS-S Customer 9966	3.13%	\$ 6,741.57	\$ 6,826.03	1.25%	\$ 25,252.28	\$ 25,336.74	0.33%	\$ 2,785.73
MGS-S Customer 9967	3.44%	\$ 21,095.86	\$ 21,345.40	1.18%	\$ 77,770.64	\$ 78,020.18	0.32%	\$ 7,509.93
MGS-S Customer 9968	3.50%	\$ 8,145.14	\$ 8,256.42	1.37%	\$ 24,058.87	\$ 24,170.15	0.46%	\$ 3,294.61
MGS-S Customer 9969	3.75%	\$ 6,116.83	\$ 6,205.71	1.45%	\$ 22,211.10	\$ 22,299.98	0.40%	\$ 2,455.93
MGS-S Customer 9970	3.44%	\$ 10,158.05	\$ 10,282.69	1.23%	\$ 42,352.98	\$ 42,477.62	0.29%	\$ 3,745.85
MGS-S Customer 9971	3.64%	\$ 8,332.87	\$ 8,450.71	1.41%	\$ 24,924.07	\$ 25,041.91	0.47%	\$ 3,356.12
MGS-S Customer 9972	4.16%	\$ 5,671.62	\$ 5,770.62	1.75%	\$ 15,604.90	\$ 15,703.90	0.63%	\$ 2,479.93
MGS-S Customer 9973	3.93%	\$ 9,359.28	\$ 9,500.59	1.51%	\$ 22,353.34	\$ 22,494.65	0.63%	\$ 3,741.07
MGS-S Customer 9974	2.08%	\$ 8,083.36	\$ 8,149.41	0.82%	\$ 33,902.38	\$ 33,968.43	0.19%	\$ 3,243.65
MGS-S Customer 9975	5.19%	\$ 683.89	\$ 717.51	4.92%	\$ 719.08	\$ 752.70	4.68%	\$ 680.85
MGS-S Customer 9976	3.69%	\$ 5,305.40	\$ 5,389.00	1.58%	\$ 15,068.09	\$ 15,151.69	0.55%	\$ 2,351.26
MGS-S Customer 9977	4.16%	\$ 19,008.94	\$ 19,284.46	1.45%	\$ 60,847.72	\$ 61,123.24	0.45%	\$ 6,899.88
MGS-S Customer 9978	3.59%	\$ 22,242.98	\$ 22,512.16	1.21%	\$ 97,949.51	\$ 98,218.69	0.27%	\$ 7,776.32
MGS-S Customer 9979	2.19%	\$ 3,681.63	\$ 3,717.81	0.98%	\$ 7,828.60	\$ 7,864.78	0.46%	\$ 1,687.54
MGS-S Customer 9980	2.43%	\$ 5,327.15	\$ 5,379.21	0.98%	\$ 18,686.40	\$ 18,738.46	0.28%	\$ 2,194.35
MGS-S Customer 9981	4.61%	\$ 3,422.81	\$ 3,497.94	2.19%	\$ 12,186.83	\$ 12,261.96	0.62%	\$ 1,706.38
MGS-S Customer 9982	4.20%	\$ 4,068.43	\$ 4,140.59	1.77%	\$ 13,632.41	\$ 13,704.57	0.53%	\$ 1,790.93
MGS-S Customer 9983	5.21%	\$ 705.16	\$ 739.22	4.83%	\$ 775.20	\$ 809.26	4.39%	\$ 688.05
MGS-S Customer 9984	3.61%	\$ 3,850.73	\$ 3,911.53	1.58%	\$ 8,775.27	\$ 8,836.07	0.69%	\$ 1,745.91
MGS-S Customer 9985	3.47%	\$ 16,072.55	\$ 16,273.23	1.25%	\$ 42,645.71	\$ 42,846.39	0.47%	\$ 5,976.62
MGS-S Customer 9986	4.08%	\$ 4,592.42	\$ 4,675.33	1.81%	\$ 13,134.77	\$ 13,217.68	0.63%	\$ 2,113.52
MGS-S Customer 9987	4.63%	\$ 12,362.80	\$ 12,573.27	1.70%	\$ 31,202.59	\$ 31,413.06	0.67%	\$ 4,752.33
MGS-S Customer 9988	4.68%	\$ 7,654.32	\$ 7,806.23	1.98%	\$ 12,846.46	\$ 12,998.37	1.18%	\$ 3,399.02
MGS-S Customer 9989	4.20%	\$ 5,051.45	\$ 5,140.69	1.77%	\$ 21,811.64	\$ 21,900.88	0.41%	\$ 2,215.54
MGS-S Customer 9990	4.84%	\$ 3,647.80	\$ 3,731.43	2.29%	\$ 8,836.06	\$ 8,919.69	0.95%	\$ 1,811.14
MGS-S Customer 9991	3.45%	\$ 7,223.24	\$ 7,323.44	1.39%	\$ 18,242.83	\$ 18,343.03	0.55%	\$ 3,008.30
MGS-S Customer 9992	4.57%	\$ 3,639.97	\$ 3,718.61	2.16%	\$ 10,227.96	\$ 10,306.60	0.77%	\$ 1,797.47
MGS-S Customer 9993	3.80%	\$ 7,800.78	\$ 7,916.02	1.48%	\$ 27,555.48	\$ 27,670.72	0.42%	\$ 3,149.53
MGS-S Customer 9994	3.87%	\$ 8,390.47	\$ 8,510.71	1.43%	\$ 27,716.57	\$ 27,836.81	0.43%	\$ 3,225.19
MGS-S Customer 9995	4.40%	\$ 4,534.80	\$ 4,623.50	1.96%	\$ 11,870.18	\$ 11,958.88	0.75%	\$ 2,103.41
MGS-S Customer 9996	3.64%	\$ 5,990.69	\$ 6,076.49	1.43%	\$ 17,326.56	\$ 17,412.36	0.50%	\$ 2,445.21
MGS-S Customer 9997	3.82%	\$ 3,719.78	\$ 3,787.43	1.82%	\$ 8,235.48	\$ 8,303.13	0.82%	\$ 1,837.18

Internal Use

Customer	Distribution % Difference	Delivery 8/24 Prices	Delivery 1/25 Prices	Delivery % Difference	Bundled 8/24 Prices	Bundled 1/25 Prices	Bundled % Difference	Distribution 1/25 Prices
MGS-S Customer 9998	3.56%	\$ 21,392.74	\$ 21,656.76	1.23%	\$ 69,557.16	\$ 69,821.18	0.38%	\$ 7,675.60
MGS-S Customer 9999	4.21%	\$ 6,950.68	\$ 7,068.62	1.70%	\$ 18,043.40	\$ 18,161.34	0.65%	\$ 2,917.62
MGS-S Customer 10000	5.21%	\$ 713.26	\$ 747.50	4.80%	\$ 781.82	\$ 816.06	4.38%	\$ 690.89
MGS-S Customer 10001	4.49%	\$ 7,918.68	\$ 8,052.18	1.69%	\$ 21,054.43	\$ 21,187.93	0.63%	\$ 3,108.84
MGS-S Customer 10002	3.82%	\$ 18,632.39	\$ 18,880.74	1.33%	\$ 63,524.30	\$ 63,772.65	0.39%	\$ 6,742.05
MGS-S Customer 10003	4.64%	\$ 5,513.42	\$ 5,616.38	1.87%	\$ 11,311.16	\$ 11,414.12	0.91%	\$ 2,323.24
MGS-S Customer 10004	3.82%	\$ 7,262.43	\$ 7,371.39	1.50%	\$ 27,245.20	\$ 27,354.16	0.40%	\$ 2,960.65
MGS-S Customer 10005	3.20%	\$ 9,096.76	\$ 9,207.83	1.22%	\$ 30,596.61	\$ 30,707.68	0.36%	\$ 3,583.80
MGS-S Customer 10006	3.89%	\$ 9,324.46	\$ 9,461.59	1.47%	\$ 31,635.47	\$ 31,772.60	0.43%	\$ 3,662.50
MGS-S Customer 10007	3.69%	\$ 2,438.25	\$ 2,483.17	1.84%	\$ 6,088.63	\$ 6,133.55	0.74%	\$ 1,263.65
MGS-S Customer 10008	3.55%	\$ 11,451.35	\$ 11,600.23	1.30%	\$ 41,744.93	\$ 41,893.81	0.36%	\$ 4,343.27
MGS-S Customer 10009	3.35%	\$ 7,541.09	\$ 7,641.05	1.33%	\$ 23,963.18	\$ 24,063.14	0.42%	\$ 3,079.95
MGS-S Customer 10010	3.50%	\$ 33,099.45	\$ 33,489.50	1.18%	\$ 110,913.01	\$ 111,303.06	0.35%	\$ 11,536.92
MGS-S Customer 10011	3.30%	\$ 6,350.73	\$ 6,437.97	1.37%	\$ 14,116.20	\$ 14,203.44	0.62%	\$ 2,727.08
MGS-S Customer 10012	4.58%	\$ 3,517.68	\$ 3,593.82	2.16%	\$ 12,194.18	\$ 12,270.32	0.62%	\$ 1,739.98
MGS-S Customer 10013	3.47%	\$ 6,865.54	\$ 6,961.62	1.40%	\$ 21,025.09	\$ 21,121.17	0.46%	\$ 2,861.76
MGS-S Customer 10014	3.92%	\$ 7,522.26	\$ 7,636.72	1.52%	\$ 30,274.56	\$ 30,389.02	0.38%	\$ 3,032.07
MGS-S Customer 10015	3.46%	\$ 8,881.72	\$ 9,000.05	1.33%	\$ 26,185.81	\$ 26,304.14	0.45%	\$ 3,540.72
MGS-S Customer 10016	2.96%	\$ 15,340.42	\$ 15,502.77	1.06%	\$ 52,530.96	\$ 52,693.31	0.31%	\$ 5,640.53
MGS-S Customer 10017	3.46%	\$ 16,415.77	\$ 16,617.20	1.23%	\$ 52,175.73	\$ 52,377.16	0.39%	\$ 6,030.59
MGS-S Customer 10018	4.24%	\$ 4,231.51	\$ 4,312.80	1.92%	\$ 11,244.56	\$ 11,325.85	0.72%	\$ 1,999.32
MGS-S Customer 10019	3.81%	\$ 3,795.54	\$ 3,858.13	1.65%	\$ 11,818.22	\$ 11,880.81	0.53%	\$ 1,705.43
MGS-S Customer 10020	3.82%	\$ 3,012.08	\$ 3,065.71	1.78%	\$ 7,767.62	\$ 7,821.25	0.69%	\$ 1,455.94
MGS-S Customer 10021	3.61%	\$ 7,591.21	\$ 7,698.75	1.42%	\$ 25,963.09	\$ 26,070.63	0.41%	\$ 3,085.20
MGS-S Customer 10022	4.41%	\$ 2,097.03	\$ 2,144.84	2.28%	\$ 7,782.45	\$ 7,830.26	0.61%	\$ 1,132.14
MGS-S Customer 10023	4.05%	\$ 30,297.30	\$ 30,713.33	1.37%	\$ 90,409.13	\$ 90,825.16	0.46%	\$ 10,699.83
MGS-S Customer 10024	4.17%	\$ 5,765.31	\$ 5,866.93	1.76%	\$ 11,999.54	\$ 12,101.16	0.85%	\$ 2,538.92
MGS-S Customer 10025	4.44%	\$ 4,409.63	\$ 4,498.25	2.01%	\$ 8,087.66	\$ 8,176.28	1.10%	\$ 2,085.94
MGS-S Customer 10026	3.55%	\$ 3,963.96	\$ 4,025.05	1.54%	\$ 9,620.81	\$ 9,681.90	0.63%	\$ 1,779.92
MGS-S Customer 10027	4.14%	\$ 3,081.69	\$ 3,145.93	2.08%	\$ 7,669.26	\$ 7,733.50	0.84%	\$ 1,615.60
MGS-S Customer 10028	3.01%	\$ 5,884.77	\$ 5,959.63	1.27%	\$ 14,063.99	\$ 14,138.85	0.53%	\$ 2,560.53
MGS-S Customer 10029	4.06%	\$ 11,158.91	\$ 11,327.13	1.51%	\$ 32,439.38	\$ 32,607.60	0.52%	\$ 4,310.07
MGS-S Customer 10030	4.96%	\$ 14,239.35	\$ 14,491.31	1.77%	\$ 44,350.11	\$ 44,602.07	0.57%	\$ 5,330.11
MGS-S Customer 10031	3.49%	\$ 10,904.42	\$ 11,043.70	1.28%	\$ 43,765.85	\$ 43,905.13	0.32%	\$ 4,134.20
MGS-S Customer 10032	5.73%	\$ 2,052.40	\$ 2,114.16	3.01%	\$ 5,051.71	\$ 5,113.47	1.22%	\$ 1,138.75
MGS-S Customer 10033	3.73%	\$ 6,605.35	\$ 6,705.42	1.51%	\$ 19,101.22	\$ 19,201.29	0.52%	\$ 2,784.53
MGS-S Customer 10034	2.55%	\$ 11,969.68	\$ 12,092.74	1.03%	\$ 16,412.25	\$ 16,535.31	0.75%	\$ 4,954.44
MGS-S Customer 10035	4.75%	\$ 28,979.60	\$ 29,443.52	1.60%	\$ 93,917.93	\$ 94,381.85	0.49%	\$ 10,221.49
MGS-S Customer 10036	4.24%	\$ 14,590.49	\$ 14,812.90	1.52%	\$ 40,574.05	\$ 40,796.46	0.55%	\$ 5,473.86
MGS-S Customer 10037	3.90%	\$ 6,590.40	\$ 6,694.64	1.58%	\$ 19,151.52	\$ 19,255.76	0.54%	\$ 2,779.83

Customer	Distribution % Difference	Delivery 8/24 Prices	Delivery 1/25 Prices	Delivery % Difference	Bundled 8/24 Prices	Bundled 1/25 Prices	Bundled % Difference	Distribution 1/25 Prices
MGS-S Customer 10038	4.29%	\$ 2,796.78	\$ 2,853.62	2.03%	\$ 7,588.20	\$ 7,645.04	0.75%	\$ 1,382.06
MGS-S Customer 10039	4.06%	\$ 3,562.63	\$ 3,626.44	1.79%	\$ 10,364.63	\$ 10,428.44	0.62%	\$ 1,633.88
MGS-S Customer 10040	4.54%	\$ 4,650.54	\$ 4,743.75	2.00%	\$ 11,798.87	\$ 11,892.08	0.79%	\$ 2,145.70
MGS-S Customer 10041	5.81%	\$ 3,635.97	\$ 3,735.43	2.74%	\$ 9,312.59	\$ 9,412.05	1.07%	\$ 1,812.59
MGS-S Customer 10042	3.55%	\$ 6,451.43	\$ 6,539.78	1.37%	\$ 21,680.61	\$ 21,768.96	0.41%	\$ 2,577.44
MGS-S Customer 10043	4.92%	\$ 2,280.84	\$ 2,343.77	2.76%	\$ 6,255.62	\$ 6,318.55	1.01%	\$ 1,343.10
MGS-S Customer 10044	2.48%	\$ 55,852.27	\$ 56,328.87	0.85%	\$ 180,372.24	\$ 180,848.84	0.26%	\$ 19,731.89
MGS-S Customer 10045	3.79%	\$ 5,522.75	\$ 5,611.36	1.60%	\$ 15,056.91	\$ 15,145.52	0.59%	\$ 2,429.03
MGS-S Customer 10046	4.85%	\$ 2,493.56	\$ 2,559.33	2.64%	\$ 5,986.94	\$ 6,052.71	1.10%	\$ 1,420.57
MGS-S Customer 10047	3.16%	\$ 13,226.36	\$ 13,377.32	1.14%	\$ 48,227.61	\$ 48,378.57	0.31%	\$ 4,923.46
MGS-S Customer 10048	4.46%	\$ 6,277.80	\$ 6,391.48	1.81%	\$ 20,229.17	\$ 20,342.85	0.56%	\$ 2,664.20
MGS-S Customer 10049	2.86%	\$ 6,583.13	\$ 6,659.59	1.16%	\$ 21,665.93	\$ 21,742.39	0.35%	\$ 2,753.39
MGS-S Customer 10050	4.58%	\$ 14,176.51	\$ 14,412.29	1.66%	\$ 33,107.71	\$ 33,343.49	0.71%	\$ 5,383.56
MGS-S Customer 10051	4.59%	\$ 4,242.45	\$ 4,324.99	1.95%	\$ 9,631.12	\$ 9,713.66	0.86%	\$ 1,882.73
MGS-S Customer 10052	4.20%	\$ 5,004.68	\$ 5,095.29	1.81%	\$ 15,233.56	\$ 15,324.17	0.59%	\$ 2,245.70
MGS-S Customer 10053	4.13%	\$ 4,390.39	\$ 4,471.24	1.84%	\$ 13,590.21	\$ 13,671.06	0.59%	\$ 2,038.68
MGS-S Customer 10054	3.40%	\$ 8,414.85	\$ 8,525.36	1.31%	\$ 28,397.05	\$ 28,507.56	0.39%	\$ 3,358.91
MGS-S Customer 10055	5.00%	\$ 2,192.93	\$ 2,255.59	2.86%	\$ 5,760.58	\$ 5,823.24	1.09%	\$ 1,315.55
MGS-S Customer 10056	4.19%	\$ 5,779.59	\$ 5,881.15	1.76%	\$ 14,615.37	\$ 14,716.93	0.69%	\$ 2,525.51
MGS-S Customer 10057	4.99%	\$ 7,756.17	\$ 7,904.88	1.92%	\$ 10,850.43	\$ 10,999.14	1.37%	\$ 3,126.83
MGS-S Customer 10058	3.47%	\$ 3,776.78	\$ 3,834.02	1.52%	\$ 10,259.41	\$ 10,316.65	0.56%	\$ 1,708.62
MGS-S Customer 10059	2.44%	\$ 72,623.42	\$ 73,266.83	0.89%	\$ 140,061.84	\$ 140,705.25	0.46%	\$ 26,981.01
MGS-S Customer 10060	4.37%	\$ 7,978.71	\$ 8,116.94	1.73%	\$ 15,831.02	\$ 15,969.25	0.87%	\$ 3,299.91
MGS-S Customer 10061	3.91%	\$ 8,408.71	\$ 8,534.25	1.49%	\$ 31,526.08	\$ 31,651.62	0.40%	\$ 3,338.04
MGS-S Customer 10062	3.91%	\$ 5,205.48	\$ 5,293.66	1.69%	\$ 11,439.71	\$ 11,527.89	0.77%	\$ 2,342.63
MGS-S Customer 10063	6.28%	\$ 13,773.87	\$ 14,042.34	1.95%	\$ 133,602.56	\$ 133,871.03	0.20%	\$ 4,541.08
MGS-S Customer 10064	3.96%	\$ 4,056.68	\$ 4,130.64	1.82%	\$ 10,517.03	\$ 10,590.99	0.70%	\$ 1,941.22
MGS-S Customer 10065	2.63%	\$ 3,049.14	\$ 3,085.78	1.20%	\$ 13,003.79	\$ 13,040.43	0.28%	\$ 1,428.34
MGS-S Customer 10066	5.19%	\$ 20,169.76	\$ 20,528.17	1.78%	\$ 73,206.38	\$ 73,564.79	0.49%	\$ 7,260.07
MGS-S Customer 10067	2.51%	\$ 49,218.43	\$ 49,629.80	0.84%	\$ 218,209.82	\$ 218,621.19	0.19%	\$ 16,830.64
MGS-S Customer 10068	3.80%	\$ 4,633.79	\$ 4,711.53	1.68%	\$ 13,222.08	\$ 13,299.82	0.59%	\$ 2,126.34
MGS-S Customer 10069	4.49%	\$ 6,348.19	\$ 6,464.96	1.84%	\$ 16,349.46	\$ 16,466.23	0.71%	\$ 2,717.01
MGS-S Customer 10070	4.89%	\$ 6,843.36	\$ 6,970.31	1.86%	\$ 21,924.79	\$ 22,051.74	0.58%	\$ 2,722.38
MGS-S Customer 10071	4.08%	\$ 38,297.66	\$ 38,820.71	1.37%	\$ 119,123.21	\$ 119,646.26	0.44%	\$ 13,340.12
MGS-S Customer 10072	3.76%	\$ 8,682.81	\$ 8,807.03	1.43%	\$ 32,157.14	\$ 32,281.36	0.39%	\$ 3,429.88
MGS-S Customer 10073	3.78%	\$ 4,206.96	\$ 4,279.09	1.71%	\$ 12,120.63	\$ 12,192.76	0.60%	\$ 1,982.46
MGS-S Customer 10074	1.95%	\$ 3,222.99	\$ 3,252.43	0.91%	\$ 5,725.82	\$ 5,755.26	0.51%	\$ 1,539.26
MGS-S Customer 10075	5.61%	\$ 1,618.03	\$ 1,670.72	3.26%	\$ 3,988.54	\$ 4,041.23	1.32%	\$ 991.18
MGS-S Customer 10076	3.76%	\$ 4,262.33	\$ 4,335.03	1.71%	\$ 11,854.01	\$ 11,926.71	0.61%	\$ 2,003.98
MGS-S Customer 10077	3.73%	\$ 4,658.33	\$ 4,729.54	1.53%	\$ 16,254.26	\$ 16,325.47	0.44%	\$ 1,980.09

Customer	Distribution % Difference	Delivery 8/24 Prices	Delivery 1/25 Prices	Delivery % Difference	Bundled 8/24 Prices	Bundled 1/25 Prices	Bundled % Difference	Distribution 1/25 Prices
MGS-S Customer 10078	3.54%	\$ 12,568.01	\$ 12,728.72	1.28%	\$ 47,267.60	\$ 47,428.31	0.34%	\$ 4,700.43
MGS-S Customer 10079	3.03%	\$ 22,718.70	\$ 22,959.04	1.06%	\$ 65,188.22	\$ 65,428.56	0.37%	\$ 8,168.29
MGS-S Customer 10080	4.16%	\$ 3,263.48	\$ 3,330.08	2.04%	\$ 9,635.28	\$ 9,701.88	0.69%	\$ 1,666.32
MGS-S Customer 10081	3.73%	\$ 4,021.84	\$ 4,091.25	1.73%	\$ 10,182.94	\$ 10,252.35	0.68%	\$ 1,930.28
MGS-S Customer 10082	4.33%	\$ 1,988.43	\$ 2,034.10	2.30%	\$ 6,744.66	\$ 6,790.33	0.68%	\$ 1,100.71
MGS-S Customer 10083	4.37%	\$ 4,233.47	\$ 4,311.73	1.85%	\$ 10,968.17	\$ 11,046.43	0.71%	\$ 1,869.20
MGS-S Customer 10084	3.72%	\$ 4,303.93	\$ 4,371.61	1.57%	\$ 11,964.17	\$ 12,031.85	0.57%	\$ 1,884.66
MGS-S Customer 10085	4.05%	\$ 3,324.90	\$ 3,385.71	1.83%	\$ 8,794.82	\$ 8,855.63	0.69%	\$ 1,560.51
MGS-S Customer 10086	2.56%	\$ 6,071.40	\$ 6,132.83	1.01%	\$ 18,917.95	\$ 18,979.38	0.32%	\$ 2,457.02
MGS-S Customer 10087	3.46%	\$ 5,008.14	\$ 5,079.54	1.43%	\$ 12,023.36	\$ 12,094.76	0.59%	\$ 2,133.18
MGS-S Customer 10088	2.19%	\$ 16,407.50	\$ 16,537.39	0.79%	\$ 45,590.44	\$ 45,720.33	0.28%	\$ 6,058.17
MGS-S Customer 10089	3.54%	\$ 9,634.87	\$ 9,762.62	1.33%	\$ 36,543.85	\$ 36,671.60	0.35%	\$ 3,735.21
MGS-S Customer 10090	3.64%	\$ 7,631.76	\$ 7,743.62	1.47%	\$ 13,536.91	\$ 13,648.77	0.83%	\$ 3,187.98
MGS-S Customer 10091	3.71%	\$ 3,987.39	\$ 4,050.99	1.60%	\$ 11,115.96	\$ 11,179.56	0.57%	\$ 1,778.20
MGS-S Customer 10092	2.75%	\$ 52,617.07	\$ 53,093.45	0.91%	\$ 227,042.84	\$ 227,519.22	0.21%	\$ 17,798.36
MGS-S Customer 10093	3.97%	\$ 6,329.33	\$ 6,432.82	1.64%	\$ 16,229.13	\$ 16,332.62	0.64%	\$ 2,708.27
MGS-S Customer 10094	5.42%	\$ 1,395.04	\$ 1,449.28	3.89%	\$ 2,592.52	\$ 2,646.76	2.09%	\$ 1,054.88
MGS-S Customer 10095	4.26%	\$ 4,683.70	\$ 4,772.26	1.89%	\$ 10,534.00	\$ 10,622.56	0.84%	\$ 2,165.26
MGS-S Customer 10096	4.72%	\$ 14,228.98	\$ 14,467.19	1.67%	\$ 49,407.91	\$ 49,646.12	0.48%	\$ 5,287.77
MGS-S Customer 10097	4.10%	\$ 3,736.41	\$ 3,808.66	1.93%	\$ 9,775.02	\$ 9,847.27	0.74%	\$ 1,833.22
MGS-S Customer 10098	6.40%	\$ 23,819.04	\$ 24,323.85	2.12%	\$ 97,519.11	\$ 98,023.92	0.52%	\$ 8,386.97
MGS-S Customer 10099	2.60%	\$ 7,379.12	\$ 7,452.77	1.00%	\$ 20,902.68	\$ 20,976.33	0.35%	\$ 2,906.51
MGS-S Customer 10100	3.92%	\$ 18,247.36	\$ 18,495.87	1.36%	\$ 67,225.34	\$ 67,473.85	0.37%	\$ 6,580.36
MGS-S Customer 10101	3.35%	\$ 7,116.55	\$ 7,207.62	1.28%	\$ 22,633.78	\$ 22,724.85	0.40%	\$ 2,805.67
MGS-S Customer 10102	4.02%	\$ 19,429.21	\$ 19,698.59	1.39%	\$ 71,167.80	\$ 71,437.18	0.38%	\$ 6,973.63
MGS-S Customer 10103	4.58%	\$ 15,985.04	\$ 16,247.17	1.64%	\$ 45,419.36	\$ 45,681.49	0.58%	\$ 5,980.36
MGS-S Customer 10104	4.01%	\$ 7,997.91	\$ 8,123.07	1.56%	\$ 23,464.64	\$ 23,589.80	0.53%	\$ 3,250.01
MGS-S Customer 10105	3.56%	\$ 8,678.55	\$ 8,797.40	1.37%	\$ 27,559.48	\$ 27,678.33	0.43%	\$ 3,459.57
MGS-S Customer 10106	3.71%	\$ 6,937.73	\$ 7,036.73	1.43%	\$ 19,603.51	\$ 19,702.51	0.51%	\$ 2,765.77
MGS-S Customer 10107	2.50%	\$ 27,479.68	\$ 27,711.71	0.84%	\$ 113,844.73	\$ 114,076.76	0.20%	\$ 9,501.16
MGS-S Customer 10108	4.84%	\$ 3,966.63	\$ 4,055.08	2.23%	\$ 10,196.06	\$ 10,284.51	0.87%	\$ 1,914.97
MGS-S Customer 10109	4.71%	\$ 19,355.62	\$ 19,677.15	1.66%	\$ 44,735.87	\$ 45,057.40	0.72%	\$ 7,145.46
MGS-S Customer 10110	4.06%	\$ 2,939.02	\$ 2,993.82	1.86%	\$ 11,391.67	\$ 11,446.47	0.48%	\$ 1,404.93
MGS-S Customer 10111	4.90%	\$ 10,814.32	\$ 11,005.83	1.77%	\$ 27,282.00	\$ 27,473.51	0.70%	\$ 4,098.08
MGS-S Customer 10112	5.94%	\$ 3,085.62	\$ 3,170.61	2.75%	\$ 3,794.63	\$ 3,879.62	2.24%	\$ 1,516.80
MGS-S Customer 10113	4.23%	\$ 3,433.48	\$ 3,503.03	2.03%	\$ 11,331.38	\$ 11,400.93	0.61%	\$ 1,714.93
MGS-S Customer 10114	3.62%	\$ 5,263.00	\$ 5,339.77	1.46%	\$ 15,629.11	\$ 15,705.88	0.49%	\$ 2,198.77
MGS-S Customer 10115	3.73%	\$ 6,861.96	\$ 6,959.18	1.42%	\$ 24,270.03	\$ 24,367.25	0.40%	\$ 2,705.81
MGS-S Customer 10116	4.05%	\$ 4,633.54	\$ 4,710.17	1.65%	\$ 16,687.44	\$ 16,764.07	0.46%	\$ 1,969.51
MGS-S Customer 10117	4.08%	\$ 6,002.23	\$ 6,102.93	1.68%	\$ 19,454.72	\$ 19,555.42	0.52%	\$ 2,569.68

Internal Use

Customer	Distribution % Difference	Delivery 8/24 Prices	Delivery 1/25 Prices	Delivery % Difference	Bundled 8/24 Prices	Bundled 1/25 Prices	Bundled % Difference	Distribution 1/25 Prices
MGS-S Customer 10118	4.09%	\$ 2,770.63	\$ 2,829.98	2.14%	\$ 7,071.51	\$ 7,130.86	0.84%	\$ 1,509.12
MGS-S Customer 10119	3.34%	\$ 12,767.58	\$ 12,922.65	1.21%	\$ 42,361.87	\$ 42,516.94	0.37%	\$ 4,804.05
MGS-S Customer 10120	3.78%	\$ 6,936.65	\$ 7,035.61	1.43%	\$ 26,379.76	\$ 26,478.72	0.38%	\$ 2,717.65
MGS-S Customer 10121	3.65%	\$ 20,520.49	\$ 20,779.34	1.26%	\$ 79,050.91	\$ 79,309.76	0.33%	\$ 7,348.91
MGS-S Customer 10122	3.18%	\$ 3,634.84	\$ 3,685.69	1.40%	\$ 11,101.06	\$ 11,151.91	0.46%	\$ 1,651.26
MGS-S Customer 10123	3.64%	\$ 12,069.37	\$ 12,229.63	1.33%	\$ 42,381.24	\$ 42,541.50	0.38%	\$ 4,559.06
MGS-S Customer 10124	3.29%	\$ 8,407.36	\$ 8,514.68	1.28%	\$ 26,510.15	\$ 26,617.47	0.40%	\$ 3,368.85
MGS-S Customer 10125	4.29%	\$ 5,570.50	\$ 5,673.42	1.85%	\$ 7,567.37	\$ 7,670.29	1.36%	\$ 2,501.79
MGS-S Customer 10126	3.31%	\$ 9,645.61	\$ 9,761.04	1.20%	\$ 37,160.30	\$ 37,275.73	0.31%	\$ 3,599.83
MGS-S Customer 10127	4.36%	\$ 12,536.44	\$ 12,736.01	1.59%	\$ 36,353.56	\$ 36,553.13	0.55%	\$ 4,774.81
MGS-S Customer 10128	4.26%	\$ 5,320.73	\$ 5,417.96	1.83%	\$ 12,557.05	\$ 12,654.28	0.77%	\$ 2,377.38
MGS-S Customer 10129	3.23%	\$ 7,057.83	\$ 7,149.29	1.30%	\$ 22,076.65	\$ 22,168.11	0.41%	\$ 2,921.08
MGS-S Customer 10130	3.81%	\$ 3,754.83	\$ 3,816.90	1.65%	\$ 11,733.75	\$ 11,795.82	0.53%	\$ 1,691.57
MGS-S Customer 10131	3.19%	\$ 18,132.20	\$ 18,334.56	1.12%	\$ 65,748.16	\$ 65,950.52	0.31%	\$ 6,539.94
MGS-S Customer 10132	3.89%	\$ 4,214.58	\$ 4,283.96	1.65%	\$ 12,212.92	\$ 12,282.30	0.57%	\$ 1,851.80
MGS-S Customer 10133	2.53%	\$ 59,836.86	\$ 60,342.76	0.85%	\$ 207,127.30	\$ 207,633.20	0.24%	\$ 20,470.60
MGS-S Customer 10134	4.42%	\$ 15,174.58	\$ 15,412.94	1.57%	\$ 48,836.66	\$ 49,075.02	0.49%	\$ 5,634.21
MGS-S Customer 10135	3.95%	\$ 4,514.19	\$ 4,588.74	1.65%	\$ 11,861.00	\$ 11,935.55	0.63%	\$ 1,960.99
MGS-S Customer 10136	3.72%	\$ 4,292.20	\$ 4,359.10	1.56%	\$ 13,776.31	\$ 13,843.21	0.49%	\$ 1,867.59
MGS-S Customer 10137	3.34%	\$ 4,339.99	\$ 4,406.79	1.54%	\$ 7,004.62	\$ 7,071.42	0.95%	\$ 2,064.19
MGS-S Customer 10138	3.26%	\$ 8,234.86	\$ 8,334.16	1.21%	\$ 30,242.73	\$ 30,342.03	0.33%	\$ 3,147.92
MGS-S Customer 10139	4.33%	\$ 3,935.25	\$ 4,013.86	2.00%	\$ 11,438.72	\$ 11,517.33	0.69%	\$ 1,892.97
MGS-S Customer 10140	4.19%	\$ 3,466.02	\$ 3,536.06	2.02%	\$ 8,954.33	\$ 9,024.37	0.78%	\$ 1,743.24
MGS-S Customer 10141	3.48%	\$ 9,227.76	\$ 9,350.44	1.33%	\$ 28,779.30	\$ 28,901.98	0.43%	\$ 3,645.33
MGS-S Customer 10142	4.48%	\$ 3,309.35	\$ 3,380.82	2.16%	\$ 11,827.48	\$ 11,898.95	0.60%	\$ 1,668.12
MGS-S Customer 10143	4.56%	\$ 2,608.05	\$ 2,671.74	2.44%	\$ 6,148.17	\$ 6,211.86	1.04%	\$ 1,459.31
MGS-S Customer 10144	4.30%	\$ 3,993.46	\$ 4,072.72	1.98%	\$ 10,139.02	\$ 10,218.28	0.78%	\$ 1,922.78
MGS-S Customer 10145	3.33%	\$ 5,290.73	\$ 5,360.99	1.33%	\$ 19,266.78	\$ 19,337.04	0.36%	\$ 2,181.47
MGS-S Customer 10146	4.24%	\$ 6,031.63	\$ 6,137.88	1.76%	\$ 14,940.77	\$ 15,047.02	0.71%	\$ 2,613.07
MGS-S Customer 10147	3.86%	\$ 11,539.28	\$ 11,706.68	1.45%	\$ 24,117.42	\$ 24,284.82	0.69%	\$ 4,502.53
MGS-S Customer 10148	4.46%	\$ 2,657.92	\$ 2,720.27	2.35%	\$ 8,425.95	\$ 8,488.30	0.74%	\$ 1,460.54
MGS-S Customer 10149	3.76%	\$ 7,502.42	\$ 7,611.76	1.46%	\$ 30,865.68	\$ 30,975.02	0.35%	\$ 3,019.78
MGS-S Customer 10150	4.67%	\$ 5,400.42	\$ 5,501.46	1.87%	\$ 13,613.81	\$ 13,714.85	0.74%	\$ 2,266.78
MGS-S Customer 10151	2.55%	\$ 63,797.37	\$ 64,332.63	0.84%	\$ 278,658.77	\$ 279,194.03	0.19%	\$ 21,492.52
MGS-S Customer 10152	3.86%	\$ 4,423.31	\$ 4,494.88	1.62%	\$ 12,470.79	\$ 12,542.36	0.57%	\$ 1,924.02
MGS-S Customer 10153	3.98%	\$ 8,716.28	\$ 8,845.59	1.48%	\$ 23,087.68	\$ 23,216.99	0.56%	\$ 3,374.60
MGS-S Customer 10154	4.41%	\$ 4,595.21	\$ 4,677.60	1.79%	\$ 17,689.14	\$ 17,771.53	0.47%	\$ 1,950.23
MGS-S Customer 10155	3.40%	\$ 11,209.39	\$ 11,349.28	1.25%	\$ 42,567.91	\$ 42,707.80	0.33%	\$ 4,250.22
MGS-S Customer 10156	3.78%	\$ 6,612.52	\$ 6,713.34	1.52%	\$ 21,639.45	\$ 21,740.27	0.47%	\$ 2,769.34
MGS-S Customer 10157	1.18%	\$ 5,662.28	\$ 5,689.54	0.48%	\$ 13,884.69	\$ 13,911.95	0.20%	\$ 2,340.75

Customer	Distribution % Difference	Delivery 8/24 Prices	Delivery 1/25 Prices	Delivery % Difference	Bundled 8/24 Prices	Bundled 1/25 Prices	Bundled % Difference	Distribution 1/25 Prices
MGS-S Customer 10158	0.64%	\$ 7,024.50	\$ 7,042.21	0.25%	\$ 18,044.09	\$ 18,061.80	0.10%	\$ 2,789.28
MGS-S Customer 10159	3.23%	\$ 12,742.62	\$ 12,889.00	1.15%	\$ 39,452.89	\$ 39,599.27	0.37%	\$ 4,681.73
MGS-S Customer 10160	3.25%	\$ 5,307.14	\$ 5,377.76	1.33%	\$ 11,440.81	\$ 11,511.43	0.62%	\$ 2,242.46
MGS-S Customer 10161	4.76%	\$ 5,595.53	\$ 5,707.76	2.01%	\$ 13,333.47	\$ 13,445.70	0.84%	\$ 2,472.06
MGS-S Customer 10162	1.75%	\$ 3,572.82	\$ 3,601.18	0.79%	\$ 7,498.92	\$ 7,527.28	0.38%	\$ 1,649.79
MGS-S Customer 10163	1.44%	\$ 5,097.38	\$ 5,128.02	0.60%	\$ 12,076.60	\$ 12,107.24	0.25%	\$ 2,155.20
MGS-S Customer 10164	3.56%	\$ 19,693.94	\$ 19,934.99	1.22%	\$ 78,964.79	\$ 79,205.84	0.31%	\$ 7,005.69
MGS-S Customer 10165	3.56%	\$ 4,374.54	\$ 4,440.32	1.50%	\$ 11,166.72	\$ 11,232.50	0.59%	\$ 1,914.73
MGS-S Customer 10166	3.52%	\$ 11,676.89	\$ 11,825.53	1.27%	\$ 48,323.53	\$ 48,472.17	0.31%	\$ 4,376.34
MGS-S Customer 10167	4.86%	\$ 4,247.68	\$ 4,341.84	2.22%	\$ 7,674.56	\$ 7,768.72	1.23%	\$ 2,033.02
MGS-S Customer 10168	5.33%	\$ 17,042.20	\$ 17,360.24	1.87%	\$ 50,663.14	\$ 50,981.18	0.63%	\$ 6,287.84
MGS-S Customer 10169	3.34%	\$ 4,131.45	\$ 4,195.65	1.55%	\$ 7,634.77	\$ 7,698.97	0.84%	\$ 1,985.69
MGS-S Customer 10170	3.48%	\$ 12,204.99	\$ 12,362.57	1.29%	\$ 31,757.33	\$ 31,914.91	0.50%	\$ 4,681.08
MGS-S Customer 10171	2.52%	\$ 4,369.96	\$ 4,419.45	1.13%	\$ 15,052.81	\$ 15,102.30	0.33%	\$ 2,014.21
MGS-S Customer 10172	3.82%	\$ 8,529.82	\$ 8,655.29	1.47%	\$ 27,284.60	\$ 27,410.07	0.46%	\$ 3,410.58
MGS-S Customer 10173	3.56%	\$ 4,283.22	\$ 4,347.03	1.49%	\$ 14,766.91	\$ 14,830.72	0.43%	\$ 1,856.76
MGS-S Customer 10174	4.00%	\$ 6,475.19	\$ 6,580.18	1.62%	\$ 20,064.68	\$ 20,169.67	0.52%	\$ 2,732.97
MGS-S Customer 10175	5.17%	\$ 1,008.25	\$ 1,050.63	4.20%	\$ 10,255.49	\$ 10,297.87	0.41%	\$ 861.98
MGS-S Customer 10176	4.15%	\$ 5,173.36	\$ 5,266.34	1.80%	\$ 11,678.05	\$ 11,771.03	0.80%	\$ 2,330.70
MGS-S Customer 10177	3.47%	\$ 7,834.14	\$ 7,940.34	1.36%	\$ 26,075.19	\$ 26,181.39	0.41%	\$ 3,169.70
MGS-S Customer 10178	4.07%	\$ 4,839.09	\$ 4,920.35	1.68%	\$ 11,946.29	\$ 12,027.55	0.68%	\$ 2,076.35
MGS-S Customer 10179	4.05%	\$ 3,310.44	\$ 3,376.15	1.98%	\$ 8,932.21	\$ 8,997.92	0.74%	\$ 1,687.62
MGS-S Customer 10180	4.02%	\$ 4,663.33	\$ 4,745.54	1.76%	\$ 15,021.45	\$ 15,103.66	0.55%	\$ 2,125.06
MGS-S Customer 10181	3.47%	\$ 57,785.52	\$ 58,452.54	1.15%	\$ 166,747.35	\$ 167,414.37	0.40%	\$ 19,902.83
MGS-S Customer 10182	5.50%	\$ 1,274.72	\$ 1,320.82	3.62%	\$ 1,832.56	\$ 1,878.66	2.52%	\$ 883.94
MGS-S Customer 10183	4.20%	\$ 4,522.98	\$ 4,601.39	1.73%	\$ 14,916.17	\$ 14,994.58	0.53%	\$ 1,943.43
MGS-S Customer 10184	3.50%	\$ 3,902.58	\$ 3,961.98	1.52%	\$ 9,837.43	\$ 9,896.83	0.60%	\$ 1,756.39
MGS-S Customer 10185	3.34%	\$ 32,988.80	\$ 33,367.49	1.15%	\$ 107,762.94	\$ 108,141.63	0.35%	\$ 11,729.89
MGS-S Customer 10186	4.88%	\$ 4,358.72	\$ 4,454.65	2.20%	\$ 9,514.30	\$ 9,610.23	1.01%	\$ 2,059.57
MGS-S Customer 10187	4.32%	\$ 6,335.90	\$ 6,447.73	1.77%	\$ 18,099.69	\$ 18,211.52	0.62%	\$ 2,699.26
MGS-S Customer 10188	4.98%	\$ 15,855.41	\$ 16,137.84	1.78%	\$ 36,916.49	\$ 37,198.92	0.77%	\$ 5,958.62
MGS-S Customer 10189	5.16%	\$ 8,331.25	\$ 8,492.25	1.93%	\$ 18,121.36	\$ 18,282.36	0.89%	\$ 3,280.96
MGS-S Customer 10190	3.75%	\$ 6,883.25	\$ 6,981.20	1.42%	\$ 24,937.48	\$ 25,035.43	0.39%	\$ 2,708.77
MGS-S Customer 10191	3.88%	\$ 14,031.66	\$ 14,224.31	1.37%	\$ 55,662.48	\$ 55,855.13	0.35%	\$ 5,164.08
MGS-S Customer 10192	3.94%	\$ 5,296.56	\$ 5,383.84	1.65%	\$ 21,618.90	\$ 21,706.18	0.40%	\$ 2,302.82
MGS-S Customer 10193	4.25%	\$ 2,936.87	\$ 2,995.06	1.98%	\$ 8,397.07	\$ 8,455.26	0.69%	\$ 1,426.02
MGS-S Customer 10194	3.32%	\$ 8,400.80	\$ 8,508.08	1.28%	\$ 30,174.88	\$ 30,282.16	0.36%	\$ 3,340.72
MGS-S Customer 10195	3.97%	\$ 4,353.84	\$ 4,431.60	1.79%	\$ 11,913.52	\$ 11,991.28	0.65%	\$ 2,036.92
MGS-S Customer 10196	3.82%	\$ 6,128.19	\$ 6,220.67	1.51%	\$ 15,161.76	\$ 15,254.24	0.61%	\$ 2,510.39
MGS-S Customer 10197	3.76%	\$ 23,077.84	\$ 23,368.81	1.26%	\$ 103,197.69	\$ 103,488.66	0.28%	\$ 8,038.33

Internal Use

Customer	Distribution % Difference	Delivery 8/24 Prices	Delivery 1/25 Prices	Delivery % Difference	Bundled 8/24 Prices	Bundled 1/25 Prices	Bundled % Difference	Distribution 1/25 Prices
MGS-S Customer 10198	4.22%	\$ 5,907.61	\$ 6,010.31	1.74%	\$ 19,427.29	\$ 19,529.99	0.53%	\$ 2,536.98
MGS-S Customer 10199	4.37%	\$ 21,911.93	\$ 22,245.23	1.52%	\$ 56,684.65	\$ 57,017.95	0.59%	\$ 7,964.58
MGS-S Customer 10200	3.18%	\$ 5,591.17	\$ 5,667.20	1.36%	\$ 12,163.62	\$ 12,239.65	0.63%	\$ 2,470.73
MGS-S Customer 10201	4.20%	\$ 3,563.79	\$ 3,635.13	2.00%	\$ 10,110.41	\$ 10,181.75	0.71%	\$ 1,769.84
MGS-S Customer 10202	4.57%	\$ 3,744.25	\$ 3,824.12	2.13%	\$ 11,313.08	\$ 11,392.95	0.71%	\$ 1,826.84
MGS-S Customer 10203	3.75%	\$ 22,445.19	\$ 22,739.32	1.31%	\$ 58,589.07	\$ 58,883.20	0.50%	\$ 8,130.35
MGS-S Customer 10204	2.95%	\$ 6,341.26	\$ 6,412.99	1.13%	\$ 26,207.03	\$ 26,278.76	0.27%	\$ 2,503.05
MGS-S Customer 10205	3.60%	\$ 9,328.48	\$ 9,450.43	1.31%	\$ 34,949.48	\$ 35,071.43	0.35%	\$ 3,505.11
MGS-S Customer 10206	3.97%	\$ 9,545.58	\$ 9,691.55	1.53%	\$ 20,715.54	\$ 20,861.51	0.70%	\$ 3,819.29
MGS-S Customer 10207	4.21%	\$ 4,716.64	\$ 4,803.57	1.84%	\$ 14,207.38	\$ 14,294.31	0.61%	\$ 2,150.63
MGS-S Customer 10208	3.24%	\$ 10,673.09	\$ 10,799.81	1.19%	\$ 27,456.14	\$ 27,582.86	0.46%	\$ 4,032.70
MGS-S Customer 10209	4.14%	\$ 5,108.97	\$ 5,199.84	1.78%	\$ 14,789.39	\$ 14,880.26	0.61%	\$ 2,285.63
MGS-S Customer 10210	3.38%	\$ 14,664.04	\$ 14,840.92	1.21%	\$ 52,489.88	\$ 52,666.76	0.34%	\$ 5,405.73
MGS-S Customer 10211	4.42%	\$ 4,138.87	\$ 4,218.22	1.92%	\$ 5,767.93	\$ 5,847.28	1.38%	\$ 1,872.74
MGS-S Customer 10212	3.28%	\$ 4,179.06	\$ 4,237.54	1.40%	\$ 11,375.04	\$ 11,433.52	0.51%	\$ 1,842.77
MGS-S Customer 10213	4.08%	\$ 6,515.05	\$ 6,619.86	1.61%	\$ 11,578.42	\$ 11,683.23	0.91%	\$ 2,674.67
MGS-S Customer 10214	4.37%	\$ 11,624.04	\$ 11,811.55	1.61%	\$ 32,026.96	\$ 32,214.47	0.59%	\$ 4,481.14
MGS-S Customer 10215	4.72%	\$ 3,425.60	\$ 3,503.29	2.27%	\$ 9,714.67	\$ 9,792.36	0.80%	\$ 1,725.35
MGS-S Customer 10216	3.45%	\$ 10,381.65	\$ 10,514.80	1.28%	\$ 37,110.21	\$ 37,243.36	0.36%	\$ 3,995.53
MGS-S Customer 10217	3.28%	\$ 26,190.41	\$ 26,481.05	1.11%	\$ 100,151.00	\$ 100,441.64	0.29%	\$ 9,156.38
MGS-S Customer 10218	4.52%	\$ 5,105.77	\$ 5,204.18	1.93%	\$ 16,024.81	\$ 16,123.22	0.61%	\$ 2,277.48
MGS-S Customer 10219	1.96%	\$ 70,727.13	\$ 71,237.38	0.72%	\$ 196,339.46	\$ 196,849.71	0.26%	\$ 26,486.48
MGS-S Customer 10220	3.05%	\$ 24,005.48	\$ 24,260.47	1.06%	\$ 97,943.21	\$ 98,198.20	0.26%	\$ 8,603.23
MGS-S Customer 10221	3.39%	\$ 3,629.03	\$ 3,683.33	1.50%	\$ 10,078.07	\$ 10,132.37	0.54%	\$ 1,657.18
MGS-S Customer 10222	2.92%	\$ 44,639.02	\$ 45,076.71	0.98%	\$ 139,157.93	\$ 139,595.62	0.31%	\$ 15,414.31
MGS-S Customer 10223	4.72%	\$ 8,278.23	\$ 8,422.64	1.74%	\$ 26,286.18	\$ 26,430.59	0.55%	\$ 3,201.09
MGS-S Customer 10224	3.88%	\$ 5,964.18	\$ 6,060.14	1.61%	\$ 17,213.67	\$ 17,309.63	0.56%	\$ 2,571.00
MGS-S Customer 10225	3.88%	\$ 8,742.50	\$ 8,870.99	1.47%	\$ 34,350.59	\$ 34,479.08	0.37%	\$ 3,436.41
MGS-S Customer 10226	4.00%	\$ 13,846.78	\$ 14,047.88	1.45%	\$ 46,457.63	\$ 46,658.73	0.43%	\$ 5,231.19
MGS-S Customer 10227	3.28%	\$ 6,406.82	\$ 6,489.05	1.28%	\$ 17,087.73	\$ 17,169.96	0.48%	\$ 2,592.71
MGS-S Customer 10228	2.55%	\$ 15,544.94	\$ 15,687.45	0.92%	\$ 30,344.37	\$ 30,486.88	0.47%	\$ 5,732.38
MGS-S Customer 10229	3.96%	\$ 10,081.22	\$ 10,233.48	1.51%	\$ 22,262.98	\$ 22,415.24	0.68%	\$ 3,998.50
MGS-S Customer 10230	3.55%	\$ 5,126.50	\$ 5,205.08	1.53%	\$ 14,441.27	\$ 14,519.85	0.54%	\$ 2,291.53
MGS-S Customer 10231	3.69%	\$ 5,148.21	\$ 5,224.45	1.48%	\$ 17,714.93	\$ 17,791.17	0.43%	\$ 2,143.52
MGS-S Customer 10232	4.46%	\$ 4,551.36	\$ 4,640.86	1.97%	\$ 13,971.37	\$ 14,060.87	0.64%	\$ 2,094.63
MGS-S Customer 10233	2.93%	\$ 7,661.19	\$ 7,745.35	1.10%	\$ 28,189.69	\$ 28,273.85	0.30%	\$ 2,956.90
MGS-S Customer 10234	3.49%	\$ 7,554.25	\$ 7,657.79	1.37%	\$ 26,140.95	\$ 26,244.49	0.40%	\$ 3,070.04
MGS-S Customer 10235	3.14%	\$ 17,157.23	\$ 17,344.96	1.09%	\$ 69,371.16	\$ 69,558.89	0.27%	\$ 6,167.66
MGS-S Customer 10236	2.56%	\$ 7,615.98	\$ 7,697.74	1.07%	\$ 17,314.68	\$ 17,396.44	0.47%	\$ 3,276.88
MGS-S Customer 10237	1.01%	\$ 7,569.58	\$ 7,598.94	0.39%	\$ 23,191.71	\$ 23,221.07	0.13%	\$ 2,947.66

Customer	Distribution % Difference	Delivery 8/24 Prices	Delivery 1/25 Prices	Delivery % Difference	Bundled 8/24 Prices	Bundled 1/25 Prices	Bundled % Difference	Distribution 1/25 Prices
MGS-S Customer 10238	4.13%	\$ 21,796.27	\$ 22,118.11	1.48%	\$ 30,242.64	\$ 30,564.48	1.06%	\$ 8,107.54
MGS-S Customer 10239	3.51%	\$ 6,255.22	\$ 6,340.93	1.37%	\$ 19,054.69	\$ 19,140.40	0.45%	\$ 2,526.22
MGS-S Customer 10240	3.33%	\$ 17,801.04	\$ 18,010.25	1.18%	\$ 56,431.30	\$ 56,640.51	0.37%	\$ 6,490.41
MGS-S Customer 10241	3.89%	\$ 7,590.48	\$ 7,700.50	1.45%	\$ 27,901.30	\$ 28,011.32	0.39%	\$ 2,939.76
MGS-S Customer 10242	3.75%	\$ 4,701.95	\$ 4,779.06	1.64%	\$ 15,468.79	\$ 15,545.90	0.50%	\$ 2,134.39
MGS-S Customer 10243	3.12%	\$ 3,185.54	\$ 3,232.35	1.47%	\$ 3,545.81	\$ 3,592.62	1.32%	\$ 1,545.28
MGS-S Customer 10244	3.50%	\$ 18,416.32	\$ 18,637.24	1.20%	\$ 80,639.74	\$ 80,860.66	0.27%	\$ 6,539.27
MGS-S Customer 10245	5.28%	\$ 816.32	\$ 852.76	4.46%	\$ 913.56	\$ 950.00	3.99%	\$ 726.76
MGS-S Customer 10246	3.54%	\$ 7,057.86	\$ 7,158.10	1.42%	\$ 20,522.69	\$ 20,622.93	0.49%	\$ 2,933.99
MGS-S Customer 10247	3.37%	\$ 13,975.42	\$ 14,147.44	1.23%	\$ 36,764.17	\$ 36,936.19	0.47%	\$ 5,272.80
MGS-S Customer 10248	5.35%	\$ 1,209.36	\$ 1,259.69	4.16%	\$ 2,215.57	\$ 2,265.90	2.27%	\$ 991.24
MGS-S Customer 10249	1.83%	\$ 2,946.71	\$ 2,972.45	0.87%	\$ 6,528.42	\$ 6,554.16	0.39%	\$ 1,435.44
MGS-S Customer 10250	3.61%	\$ 3,287.44	\$ 3,341.23	1.64%	\$ 8,864.31	\$ 8,918.10	0.61%	\$ 1,545.27
MGS-S Customer 10251	4.40%	\$ 4,232.23	\$ 4,311.58	1.87%	\$ 9,150.14	\$ 9,229.49	0.87%	\$ 1,881.81
MGS-S Customer 10252	3.58%	\$ 4,075.01	\$ 4,137.43	1.53%	\$ 11,505.12	\$ 11,567.54	0.54%	\$ 1,806.07
MGS-S Customer 10253	3.44%	\$ 5,834.68	\$ 5,912.98	1.34%	\$ 21,825.54	\$ 21,903.84	0.36%	\$ 2,356.89
MGS-S Customer 10254	3.95%	\$ 4,822.69	\$ 4,900.36	1.61%	\$ 15,713.27	\$ 15,790.94	0.49%	\$ 2,043.24
MGS-S Customer 10255	3.64%	\$ 5,503.29	\$ 5,587.33	1.53%	\$ 19,038.51	\$ 19,122.55	0.44%	\$ 2,393.12
MGS-S Customer 10256	4.35%	\$ 5,201.10	\$ 5,292.85	1.76%	\$ 12,989.31	\$ 13,081.06	0.71%	\$ 2,198.88
MGS-S Customer 10257	3.43%	\$ 5,833.82	\$ 5,918.28	1.45%	\$ 13,987.10	\$ 14,071.56	0.60%	\$ 2,545.25
MGS-S Customer 10258	3.69%	\$ 33,816.29	\$ 34,226.53	1.21%	\$ 146,772.78	\$ 147,183.02	0.28%	\$ 11,541.38
MGS-S Customer 10259	3.39%	\$ 12,673.99	\$ 12,831.51	1.24%	\$ 38,192.95	\$ 38,350.47	0.41%	\$ 4,800.98
MGS-S Customer 10260	4.20%	\$ 11,498.20	\$ 11,676.96	1.55%	\$ 31,361.80	\$ 31,540.56	0.57%	\$ 4,439.55
MGS-S Customer 10261	3.41%	\$ 25,647.13	\$ 25,939.21	1.14%	\$ 114,827.64	\$ 115,119.72	0.25%	\$ 8,861.91
MGS-S Customer 10262	4.25%	\$ 4,253.21	\$ 4,330.15	1.81%	\$ 9,279.90	\$ 9,356.84	0.83%	\$ 1,887.75
MGS-S Customer 10263	0.62%	\$ 7,309.78	\$ 7,327.46	0.24%	\$ 18,215.10	\$ 18,232.78	0.10%	\$ 2,888.58
MGS-S Customer 10264	3.48%	\$ 25,929.98	\$ 26,240.84	1.20%	\$ 74,112.68	\$ 74,423.54	0.42%	\$ 9,252.53
MGS-S Customer 10265	3.73%	\$ 9,515.68	\$ 9,648.47	1.40%	\$ 36,088.84	\$ 36,221.63	0.37%	\$ 3,697.53
MGS-S Customer 10266	3.57%	\$ 6,690.16	\$ 6,781.15	1.36%	\$ 25,007.65	\$ 25,098.64	0.36%	\$ 2,638.70
MGS-S Customer 10267	4.14%	\$ 6,511.46	\$ 6,620.04	1.67%	\$ 22,018.52	\$ 22,127.10	0.49%	\$ 2,732.79
MGS-S Customer 10268	3.72%	\$ 8,797.83	\$ 8,924.89	1.44%	\$ 21,572.51	\$ 21,699.57	0.59%	\$ 3,545.59
MGS-S Customer 10269	3.81%	\$ 14,326.97	\$ 14,522.01	1.36%	\$ 49,874.63	\$ 50,069.67	0.39%	\$ 5,309.42
MGS-S Customer 10270	4.45%	\$ 5,920.73	\$ 6,031.04	1.86%	\$ 13,138.65	\$ 13,248.96	0.84%	\$ 2,587.59
MGS-S Customer 10271	3.59%	\$ 4,096.72	\$ 4,160.51	1.56%	\$ 8,012.65	\$ 8,076.44	0.80%	\$ 1,838.62
MGS-S Customer 10272	3.67%	\$ 10,944.20	\$ 11,091.94	1.35%	\$ 39,739.56	\$ 39,887.30	0.37%	\$ 4,178.45
MGS-S Customer 10273	5.18%	\$ 8,694.27	\$ 8,866.84	1.98%	\$ 23,855.80	\$ 24,028.37	0.72%	\$ 3,503.13
MGS-S Customer 10274	3.92%	\$ 11,401.07	\$ 11,559.69	1.39%	\$ 40,324.86	\$ 40,483.48	0.39%	\$ 4,205.63
MGS-S Customer 10275	5.14%	\$ 2,741.76	\$ 2,807.97	2.41%	\$ 9,222.34	\$ 9,288.55	0.72%	\$ 1,353.24
MGS-S Customer 10276	3.57%	\$ 5,160.91	\$ 5,235.06	1.44%	\$ 17,179.51	\$ 17,253.66	0.43%	\$ 2,151.30
MGS-S Customer 10277	3.96%	\$ 3,884.70	\$ 3,950.70	1.70%	\$ 12,651.58	\$ 12,717.58	0.52%	\$ 1,731.74

Internal Use

Customer	Distribution % Difference	Delivery 8/24 Prices	Delivery 1/25 Prices	Delivery % Difference	Bundled 8/24 Prices	Bundled 1/25 Prices	Bundled % Difference	Distribution 1/25 Prices
MGS-S Customer 10278	3.84%	\$ 13,840.77	\$ 14,031.71	1.38%	\$ 46,986.37	\$ 47,177.31	0.41%	\$ 5,157.55
MGS-S Customer 10279	2.14%	\$ 2,899.98	\$ 2,929.75	1.03%	\$ 6,677.42	\$ 6,707.19	0.45%	\$ 1,418.82
MGS-S Customer 10280	3.66%	\$ 4,231.59	\$ 4,297.39	1.55%	\$ 10,981.26	\$ 11,047.06	0.60%	\$ 1,865.68
MGS-S Customer 10281	4.35%	\$ 4,217.85	\$ 4,301.70	1.99%	\$ 8,797.54	\$ 8,881.39	0.95%	\$ 2,012.31
MGS-S Customer 10282	4.18%	\$ 3,090.37	\$ 3,149.75	1.92%	\$ 8,463.16	\$ 8,522.54	0.70%	\$ 1,479.90
MGS-S Customer 10283	4.01%	\$ 5,643.27	\$ 5,738.35	1.68%	\$ 15,940.71	\$ 16,035.79	0.60%	\$ 2,466.71
MGS-S Customer 10284	4.13%	\$ 4,931.58	\$ 5,014.56	1.68%	\$ 14,544.13	\$ 14,627.11	0.57%	\$ 2,091.02
MGS-S Customer 10285	4.03%	\$ 7,247.54	\$ 7,365.31	1.62%	\$ 15,946.78	\$ 16,064.55	0.74%	\$ 3,036.94
MGS-S Customer 10286	4.12%	\$ 3,311.95	\$ 3,378.85	2.02%	\$ 8,429.25	\$ 8,496.15	0.79%	\$ 1,691.96
MGS-S Customer 10287	4.36%	\$ 6,130.98	\$ 6,239.63	1.77%	\$ 21,414.89	\$ 21,523.54	0.51%	\$ 2,603.00
MGS-S Customer 10288	3.77%	\$ 6,867.57	\$ 6,971.18	1.51%	\$ 22,313.39	\$ 22,417.00	0.46%	\$ 2,855.07
MGS-S Customer 10289	3.82%	\$ 10,469.55	\$ 10,615.99	1.40%	\$ 43,437.82	\$ 43,584.26	0.34%	\$ 3,984.88
MGS-S Customer 10290	4.06%	\$ 26,333.25	\$ 26,702.22	1.40%	\$ 67,376.76	\$ 67,745.73	0.55%	\$ 9,454.96
MGS-S Customer 10291	2.94%	\$ 5,590.19	\$ 5,660.70	1.26%	\$ 12,301.58	\$ 12,372.09	0.57%	\$ 2,468.18
MGS-S Customer 10292	4.04%	\$ 5,515.61	\$ 5,610.08	1.71%	\$ 13,977.06	\$ 14,071.53	0.68%	\$ 2,435.43
MGS-S Customer 10293	2.97%	\$ 5,848.76	\$ 5,924.13	1.29%	\$ 15,675.44	\$ 15,750.81	0.48%	\$ 2,613.07
MGS-S Customer 10294	5.37%	\$ 1,254.16	\$ 1,305.50	4.09%	\$ 2,147.70	\$ 2,199.04	2.39%	\$ 1,007.73
MGS-S Customer 10295	3.65%	\$ 2,322.81	\$ 2,365.82	1.85%	\$ 6,079.23	\$ 6,122.24	0.71%	\$ 1,222.62
MGS-S Customer 10296	4.12%	\$ 6,847.11	\$ 6,960.54	1.66%	\$ 19,571.51	\$ 19,684.94	0.58%	\$ 2,869.36
MGS-S Customer 10297	2.77%	\$ 3,208.05	\$ 3,249.14	1.28%	\$ 7,014.63	\$ 7,055.72	0.59%	\$ 1,527.51
MGS-S Customer 10298	4.04%	\$ 4,906.51	\$ 4,991.58	1.73%	\$ 18,190.46	\$ 18,275.53	0.47%	\$ 2,189.06
MGS-S Customer 10299	4.09%	\$ 4,571.85	\$ 4,649.15	1.69%	\$ 13,933.47	\$ 14,010.77	0.55%	\$ 1,967.32
MGS-S Customer 10300	4.11%	\$ 4,558.90	\$ 4,636.22	1.70%	\$ 14,243.09	\$ 14,320.41	0.54%	\$ 1,960.58
MGS-S Customer 10301	3.85%	\$ 7,134.33	\$ 7,236.93	1.44%	\$ 29,438.60	\$ 29,541.20	0.35%	\$ 2,766.56
MGS-S Customer 10302	4.06%	\$ 7,942.52	\$ 8,066.64	1.56%	\$ 30,766.34	\$ 30,890.46	0.40%	\$ 3,178.83
MGS-S Customer 10303	3.11%	\$ 10,402.36	\$ 10,525.04	1.18%	\$ 27,048.29	\$ 27,170.97	0.45%	\$ 4,071.38
MGS-S Customer 10304	3.78%	\$ 6,889.45	\$ 6,988.56	1.44%	\$ 23,457.22	\$ 23,556.33	0.42%	\$ 2,721.64
MGS-S Customer 10305	2.83%	\$ 24,883.36	\$ 25,126.08	0.98%	\$ 88,395.68	\$ 88,638.40	0.27%	\$ 8,813.02
MGS-S Customer 10306	4.04%	\$ 4,332.09	\$ 4,411.20	1.83%	\$ 10,904.54	\$ 10,983.65	0.73%	\$ 2,036.67
MGS-S Customer 10307	2.51%	\$ 11,520.22	\$ 11,627.45	0.93%	\$ 39,802.76	\$ 39,909.99	0.27%	\$ 4,371.96
MGS-S Customer 10308	3.21%	\$ 3,923.31	\$ 3,981.77	1.49%	\$ 12,305.12	\$ 12,363.58	0.48%	\$ 1,878.19
MGS-S Customer 10309	3.85%	\$ 4,268.55	\$ 4,343.31	1.75%	\$ 10,249.11	\$ 10,323.87	0.73%	\$ 2,017.93
MGS-S Customer 10310	3.50%	\$ 3,189.17	\$ 3,245.14	1.76%	\$ 7,458.29	\$ 7,514.26	0.75%	\$ 1,653.11
MGS-S Customer 10311	4.44%	\$ 19,412.37	\$ 19,714.95	1.56%	\$ 51,899.82	\$ 52,202.40	0.58%	\$ 7,110.79
MGS-S Customer 10312	4.27%	\$ 5,275.27	\$ 5,372.87	1.85%	\$ 9,564.50	\$ 9,662.10	1.02%	\$ 2,382.52
MGS-S Customer 10313	4.01%	\$ 5,204.11	\$ 5,287.20	1.60%	\$ 19,159.59	\$ 19,242.68	0.43%	\$ 2,154.56
MGS-S Customer 10314	3.84%	\$ 8,337.87	\$ 8,463.06	1.50%	\$ 21,607.88	\$ 21,733.07	0.58%	\$ 3,382.87
MGS-S Customer 10315	3.48%	\$ 6,307.04	\$ 6,397.48	1.43%	\$ 17,130.09	\$ 17,220.53	0.53%	\$ 2,691.17
MGS-S Customer 10316	2.79%	\$ 4,629.07	\$ 4,687.19	1.26%	\$ 10,346.82	\$ 10,404.94	0.56%	\$ 2,140.57
MGS-S Customer 10317	2.74%	\$ 3,904.80	\$ 3,955.74	1.30%	\$ 6,375.87	\$ 6,426.81	0.80%	\$ 1,911.76

Internal Use

Customer	Distribution % Difference	Delivery 8/24 Prices	Delivery 1/25 Prices	Delivery % Difference	Bundled 8/24 Prices	Bundled 1/25 Prices	Bundled % Difference	Distribution 1/25 Prices
MGS-S Customer 10318	3.37%	\$ 4,428.30	\$ 4,490.74	1.41%	\$ 13,468.84	\$ 13,531.28	0.46%	\$ 1,916.72
MGS-S Customer 10319	4.44%	\$ 4,004.63	\$ 4,080.62	1.90%	\$ 11,235.23	\$ 11,311.22	0.68%	\$ 1,786.19
MGS-S Customer 10320	1.47%	\$ 58,968.49	\$ 59,281.50	0.53%	\$ 177,916.97	\$ 178,229.98	0.18%	\$ 21,556.83
MGS-S Customer 10321	3.95%	\$ 11,870.78	\$ 12,044.85	1.47%	\$ 29,458.24	\$ 29,632.31	0.59%	\$ 4,583.18
MGS-S Customer 10322	4.36%	\$ 19,921.78	\$ 20,219.76	1.50%	\$ 73,534.29	\$ 73,832.27	0.41%	\$ 7,136.86
MGS-S Customer 10323	3.46%	\$ 11,708.27	\$ 11,857.31	1.27%	\$ 38,811.61	\$ 38,960.65	0.38%	\$ 4,454.48
MGS-S Customer 10324	5.06%	\$ 3,820.79	\$ 3,905.16	2.21%	\$ 7,170.20	\$ 7,254.57	1.18%	\$ 1,751.91
MGS-S Customer 10325	4.10%	\$ 21,423.82	\$ 21,723.63	1.40%	\$ 80,383.87	\$ 80,683.68	0.37%	\$ 7,618.23
MGS-S Customer 10326	3.48%	\$ 16,651.83	\$ 16,856.75	1.23%	\$ 56,104.79	\$ 56,309.71	0.37%	\$ 6,086.86
MGS-S Customer 10327	4.57%	\$ 3,204.64	\$ 3,276.79	2.25%	\$ 8,912.34	\$ 8,984.49	0.81%	\$ 1,651.92
MGS-S Customer 10328	4.39%	\$ 5,750.50	\$ 5,856.59	1.84%	\$ 14,087.41	\$ 14,193.50	0.75%	\$ 2,519.99
MGS-S Customer 10329	6.01%	\$ 3,844.08	\$ 3,941.89	2.54%	\$ 12,503.55	\$ 12,601.36	0.78%	\$ 1,725.53
MGS-S Customer 10330	4.06%	\$ 5,865.02	\$ 5,963.08	1.67%	\$ 20,751.52	\$ 20,849.58	0.47%	\$ 2,511.61
MGS-S Customer 10331	2.06%	\$ 3,729.96	\$ 3,763.94	0.91%	\$ 10,750.32	\$ 10,784.30	0.32%	\$ 1,683.50
MGS-S Customer 10332	3.70%	\$ 8,295.82	\$ 8,414.56	1.43%	\$ 27,033.12	\$ 27,151.86	0.44%	\$ 3,328.41
MGS-S Customer 10333	2.71%	\$ 8,853.58	\$ 8,946.11	1.05%	\$ 28,118.43	\$ 28,210.96	0.33%	\$ 3,511.46
MGS-S Customer 10334	4.28%	\$ 6,598.01	\$ 6,707.06	1.65%	\$ 18,319.29	\$ 18,428.34	0.60%	\$ 2,657.36
MGS-S Customer 10335	2.64%	\$ 19,105.40	\$ 19,284.11	0.94%	\$ 55,304.13	\$ 55,482.84	0.32%	\$ 6,951.15
MGS-S Customer 10336	3.82%	\$ 6,208.32	\$ 6,299.25	1.46%	\$ 24,515.87	\$ 24,606.80	0.37%	\$ 2,472.38
MGS-S Customer 10337	3.79%	\$ 5,608.49	\$ 5,698.11	1.60%	\$ 15,548.51	\$ 15,638.13	0.58%	\$ 2,456.00
MGS-S Customer 10338	3.91%	\$ 4,680.94	\$ 4,755.68	1.60%	\$ 16,456.95	\$ 16,531.69	0.45%	\$ 1,987.41
MGS-S Customer 10339	3.82%	\$ 27,418.95	\$ 27,780.44	1.32%	\$ 68,005.40	\$ 68,366.89	0.53%	\$ 9,831.40
MGS-S Customer 10340	2.54%	\$ 15,543.98	\$ 15,689.61	0.94%	\$ 29,164.21	\$ 29,309.84	0.50%	\$ 5,873.13
MGS-S Customer 10341	1.27%	\$ 3,784.36	\$ 3,805.77	0.57%	\$ 10,533.69	\$ 10,555.10	0.20%	\$ 1,701.40
MGS-S Customer 10342	3.34%	\$ 3,795.97	\$ 3,850.84	1.45%	\$ 12,932.15	\$ 12,987.02	0.42%	\$ 1,696.02
MGS-S Customer 10343	3.65%	\$ 12,515.59	\$ 12,681.47	1.33%	\$ 44,052.36	\$ 44,218.24	0.38%	\$ 4,705.75
MGS-S Customer 10344	4.75%	\$ 4,765.79	\$ 4,865.25	2.09%	\$ 11,079.66	\$ 11,179.12	0.90%	\$ 2,192.76
MGS-S Customer 10345	3.58%	\$ 4,369.14	\$ 4,440.23	1.63%	\$ 9,876.53	\$ 9,947.62	0.72%	\$ 2,055.18
MGS-S Customer 10346	4.68%	\$ 3,048.82	\$ 3,120.37	2.35%	\$ 8,640.77	\$ 8,712.32	0.83%	\$ 1,598.79
MGS-S Customer 10347	3.39%	\$ 10,730.35	\$ 10,864.76	1.25%	\$ 39,741.89	\$ 39,876.30	0.34%	\$ 4,100.13
MGS-S Customer 10348	4.49%	\$ 4,801.64	\$ 4,897.15	1.99%	\$ 8,787.16	\$ 8,882.67	1.09%	\$ 2,220.66
MGS-S Customer 10349	3.36%	\$ 8,229.77	\$ 8,334.40	1.27%	\$ 19,887.63	\$ 19,992.26	0.53%	\$ 3,220.25
MGS-S Customer 10350	4.37%	\$ 4,284.03	\$ 4,369.65	2.00%	\$ 7,583.96	\$ 7,669.58	1.13%	\$ 2,044.57
MGS-S Customer 10351	5.16%	\$ 659.18	\$ 691.65	4.93%	\$ 2,107.13	\$ 2,139.60	1.54%	\$ 662.11
MGS-S Customer 10352	4.07%	\$ 14,686.21	\$ 14,898.22	1.44%	\$ 52,374.94	\$ 52,586.95	0.40%	\$ 5,422.15
MGS-S Customer 10353	2.58%	\$ 11,523.04	\$ 11,634.92	0.97%	\$ 29,201.91	\$ 29,313.79	0.38%	\$ 4,448.66
MGS-S Customer 10354	3.42%	\$ 48,240.12	\$ 48,799.05	1.16%	\$ 128,316.10	\$ 128,875.03	0.44%	\$ 16,917.47
MGS-S Customer 10355	3.70%	\$ 34,881.35	\$ 35,309.43	1.23%	\$ 136,676.57	\$ 137,104.65	0.31%	\$ 11,991.71
MGS-S Customer 10356	3.53%	\$ 3,368.09	\$ 3,421.20	1.58%	\$ 11,069.58	\$ 11,122.69	0.48%	\$ 1,558.00
MGS-S Customer 10357	2.29%	\$ 58,551.93	\$ 58,991.00	0.75%	\$ 243,628.48	\$ 244,067.55	0.18%	\$ 19,580.70

Internal Use

Customer	Distribution % Difference	Delivery 8/24 Prices	Delivery 1/25 Prices	Delivery % Difference	Bundled 8/24 Prices	Bundled 1/25 Prices	Bundled % Difference	Distribution 1/25 Prices
MGS-S Customer 10358	4.63%	\$ 6,909.16	\$ 7,031.43	1.77%	\$ 19,290.77	\$ 19,413.04	0.63%	\$ 2,763.08
MGS-S Customer 10359	3.49%	\$ 14,760.05	\$ 14,941.18	1.23%	\$ 62,883.79	\$ 63,064.92	0.29%	\$ 5,367.29
MGS-S Customer 10360	3.72%	\$ 15,089.78	\$ 15,287.64	1.31%	\$ 39,551.35	\$ 39,749.21	0.50%	\$ 5,519.45
MGS-S Customer 10361	2.69%	\$ 13,902.64	\$ 14,039.41	0.98%	\$ 38,350.49	\$ 38,487.26	0.36%	\$ 5,228.15
MGS-S Customer 10362	3.67%	\$ 7,763.28	\$ 7,876.95	1.46%	\$ 17,298.13	\$ 17,411.80	0.66%	\$ 3,208.22
MGS-S Customer 10363	3.72%	\$ 4,373.77	\$ 4,448.26	1.70%	\$ 6,936.59	\$ 7,011.08	1.07%	\$ 2,078.28
MGS-S Customer 10364	2.47%	\$ 3,233.98	\$ 3,270.98	1.14%	\$ 6,731.36	\$ 6,768.36	0.55%	\$ 1,537.73
MGS-S Customer 10365	3.73%	\$ 7,078.18	\$ 7,183.54	1.49%	\$ 21,890.86	\$ 21,996.22	0.48%	\$ 2,932.64
MGS-S Customer 10366	4.40%	\$ 4,412.38	\$ 4,492.94	1.83%	\$ 13,781.43	\$ 13,861.99	0.58%	\$ 1,912.93
MGS-S Customer 10367	3.86%	\$ 5,093.72	\$ 5,178.81	1.67%	\$ 13,481.47	\$ 13,566.56	0.63%	\$ 2,288.19
MGS-S Customer 10368	3.69%	\$ 4,435.28	\$ 4,504.10	1.55%	\$ 11,721.65	\$ 11,790.47	0.59%	\$ 1,932.90
MGS-S Customer 10369	4.56%	\$ 4,379.94	\$ 4,462.19	1.88%	\$ 16,082.71	\$ 16,164.96	0.51%	\$ 1,885.67
MGS-S Customer 10370	2.62%	\$ 28,089.24	\$ 28,340.35	0.89%	\$ 98,804.74	\$ 99,055.85	0.25%	\$ 9,826.10
MGS-S Customer 10371	4.11%	\$ 4,231.79	\$ 4,305.35	1.74%	\$ 11,836.72	\$ 11,910.28	0.62%	\$ 1,861.44
MGS-S Customer 10372	4.22%	\$ 5,200.59	\$ 5,295.35	1.82%	\$ 12,056.41	\$ 12,151.17	0.79%	\$ 2,338.03
MGS-S Customer 10373	4.60%	\$ 4,064.70	\$ 4,151.63	2.14%	\$ 6,452.81	\$ 6,539.74	1.35%	\$ 1,975.55
MGS-S Customer 10374	3.39%	\$ 16,275.63	\$ 16,469.81	1.19%	\$ 59,211.35	\$ 59,405.53	0.33%	\$ 5,930.04
MGS-S Customer 10375	2.83%	\$ 2,924.77	\$ 2,964.16	1.35%	\$ 6,542.59	\$ 6,581.98	0.60%	\$ 1,430.64
MGS-S Customer 10376	3.96%	\$ 12,056.94	\$ 12,235.80	1.48%	\$ 23,501.59	\$ 23,680.45	0.76%	\$ 4,691.80
MGS-S Customer 10377	5.69%	\$ 3,439.84	\$ 3,526.40	2.52%	\$ 27,284.38	\$ 27,370.94	0.32%	\$ 1,608.57
MGS-S Customer 10378	3.91%	\$ 6,893.01	\$ 7,001.65	1.58%	\$ 19,683.57	\$ 19,792.21	0.55%	\$ 2,883.68
MGS-S Customer 10379	5.45%	\$ 1,159.60	\$ 1,202.86	3.73%	\$ 2,549.05	\$ 2,592.31	1.70%	\$ 837.71
MGS-S Customer 10380	3.36%	\$ 14,693.65	\$ 14,870.20	1.20%	\$ 51,013.50	\$ 51,190.05	0.35%	\$ 5,426.49
MGS-S Customer 10381	3.19%	\$ 6,703.50	\$ 6,796.95	1.39%	\$ 10,725.58	\$ 10,819.03	0.87%	\$ 3,023.38
MGS-S Customer 10382	3.35%	\$ 7,872.57	\$ 7,976.47	1.32%	\$ 23,383.06	\$ 23,486.96	0.44%	\$ 3,201.70
MGS-S Customer 10383	4.09%	\$ 4,596.19	\$ 4,680.12	1.83%	\$ 9,943.27	\$ 10,027.20	0.84%	\$ 2,137.56
MGS-S Customer 10384	4.24%	\$ 6,726.25	\$ 6,842.80	1.73%	\$ 13,892.87	\$ 14,009.42	0.84%	\$ 2,867.47
MGS-S Customer 10385	3.80%	\$ 14,764.34	\$ 14,970.26	1.39%	\$ 27,086.65	\$ 27,292.57	0.76%	\$ 5,626.46
MGS-S Customer 10386	0.71%	\$ 3,571.52	\$ 3,583.11	0.32%	\$ 7,104.55	\$ 7,116.14	0.16%	\$ 1,648.38
MGS-S Customer 10387	3.27%	\$ 6,302.98	\$ 6,383.47	1.28%	\$ 19,265.05	\$ 19,345.54	0.42%	\$ 2,540.40
MGS-S Customer 10388	3.47%	\$ 3,444.62	\$ 3,498.22	1.56%	\$ 9,512.13	\$ 9,565.73	0.56%	\$ 1,596.04
MGS-S Customer 10389	4.19%	\$ 4,044.21	\$ 4,121.49	1.91%	\$ 13,071.04	\$ 13,148.32	0.59%	\$ 1,919.57
MGS-S Customer 10390	3.32%	\$ 14,833.50	\$ 15,002.06	1.14%	\$ 64,972.40	\$ 65,140.96	0.26%	\$ 5,243.58
MGS-S Customer 10391	3.35%	\$ 6,779.64	\$ 6,871.77	1.36%	\$ 19,151.08	\$ 19,243.21	0.48%	\$ 2,843.82
MGS-S Customer 10392	2.40%	\$ 7,036.19	\$ 7,106.69	1.00%	\$ 19,692.03	\$ 19,762.53	0.36%	\$ 3,011.96
MGS-S Customer 10393	3.52%	\$ 30,650.68	\$ 31,028.04	1.23%	\$ 87,508.28	\$ 87,885.64	0.43%	\$ 11,103.59
MGS-S Customer 10394	4.73%	\$ 30,117.45	\$ 30,595.07	1.59%	\$ 102,213.25	\$ 102,690.87	0.47%	\$ 10,567.00
MGS-S Customer 10395	3.13%	\$ 49,185.92	\$ 49,686.92	1.02%	\$ 214,685.41	\$ 215,186.41	0.23%	\$ 16,498.38
MGS-S Customer 10396	3.39%	\$ 9,943.55	\$ 10,071.52	1.29%	\$ 27,480.74	\$ 27,608.71	0.47%	\$ 3,907.85
MGS-S Customer 10397	3.00%	\$ 46,936.14	\$ 47,401.01	0.99%	\$ 187,583.29	\$ 188,048.16	0.25%	\$ 15,961.64

Internal Use

Customer	Distribution % Difference	Delivery 8/24 Prices	Delivery 1/25 Prices	Delivery % Difference	Bundled 8/24 Prices	Bundled 1/25 Prices	Bundled % Difference	Distribution 1/25 Prices
MGS-S Customer 10398	3.63%	\$ 4,329.00	\$ 4,395.43	1.53%	\$ 11,795.79	\$ 11,862.22	0.56%	\$ 1,894.40
MGS-S Customer 10399	3.77%	\$ 9,298.83	\$ 9,432.10	1.43%	\$ 29,985.12	\$ 30,118.39	0.44%	\$ 3,667.28
MGS-S Customer 10400	2.44%	\$ 10,657.67	\$ 10,758.72	0.95%	\$ 24,186.49	\$ 24,287.54	0.42%	\$ 4,245.05
MGS-S Customer 10401	4.07%	\$ 6,376.27	\$ 6,482.16	1.66%	\$ 18,840.15	\$ 18,946.04	0.56%	\$ 2,706.95
MGS-S Customer 10402	4.23%	\$ 3,186.37	\$ 3,254.71	2.14%	\$ 7,875.75	\$ 7,944.09	0.87%	\$ 1,684.50
MGS-S Customer 10403	3.56%	\$ 8,659.54	\$ 8,776.84	1.35%	\$ 33,459.33	\$ 33,576.63	0.35%	\$ 3,410.97
MGS-S Customer 10404	4.25%	\$ 12,328.14	\$ 12,520.45	1.56%	\$ 33,809.71	\$ 34,002.02	0.57%	\$ 4,717.73
MGS-S Customer 10405	3.66%	\$ 6,852.50	\$ 6,952.85	1.46%	\$ 23,027.66	\$ 23,128.01	0.44%	\$ 2,844.01
MGS-S Customer 10406	3.49%	\$ 10,287.82	\$ 10,421.61	1.30%	\$ 35,878.31	\$ 36,012.10	0.37%	\$ 3,971.29
MGS-S Customer 10407	4.00%	\$ 5,154.60	\$ 5,243.84	1.73%	\$ 12,488.27	\$ 12,577.51	0.71%	\$ 2,317.56
MGS-S Customer 10408	3.86%	\$ 20,267.33	\$ 20,540.07	1.35%	\$ 62,380.23	\$ 62,652.97	0.44%	\$ 7,331.57
MGS-S Customer 10409	4.27%	\$ 5,307.79	\$ 5,399.67	1.73%	\$ 12,171.61	\$ 12,263.49	0.75%	\$ 2,242.26
MGS-S Customer 10410	4.10%	\$ 3,606.71	\$ 3,676.91	1.95%	\$ 10,262.80	\$ 10,333.00	0.68%	\$ 1,783.63
MGS-S Customer 10411	3.54%	\$ 5,682.95	\$ 5,767.04	1.48%	\$ 18,334.22	\$ 18,418.31	0.46%	\$ 2,461.39
MGS-S Customer 10412	4.31%	\$ 4,429.69	\$ 4,514.70	1.92%	\$ 13,230.28	\$ 13,315.29	0.64%	\$ 2,055.98
MGS-S Customer 10413	3.94%	\$ 9,633.23	\$ 9,772.66	1.45%	\$ 25,785.54	\$ 25,924.97	0.54%	\$ 3,680.92
MGS-S Customer 10414	3.89%	\$ 3,784.61	\$ 3,849.44	1.71%	\$ 7,561.60	\$ 7,626.43	0.86%	\$ 1,732.06
MGS-S Customer 10415	3.27%	\$ 3,397.19	\$ 3,447.80	1.49%	\$ 6,395.24	\$ 6,445.85	0.79%	\$ 1,600.62
MGS-S Customer 10416	3.65%	\$ 10,583.49	\$ 10,725.32	1.34%	\$ 42,637.65	\$ 42,779.48	0.33%	\$ 4,029.64
MGS-S Customer 10417	4.27%	\$ 4,282.22	\$ 4,364.65	1.92%	\$ 11,718.96	\$ 11,801.39	0.70%	\$ 2,014.10
MGS-S Customer 10418	3.32%	\$ 6,236.08	\$ 6,317.31	1.30%	\$ 17,427.52	\$ 17,508.75	0.47%	\$ 2,529.94
MGS-S Customer 10419	3.23%	\$ 14,498.97	\$ 14,672.14	1.19%	\$ 26,156.83	\$ 26,330.00	0.66%	\$ 5,532.24
MGS-S Customer 10420	3.51%	\$ 3,527.64	\$ 3,582.15	1.55%	\$ 12,252.81	\$ 12,307.32	0.44%	\$ 1,606.19
MGS-S Customer 10421	5.20%	\$ 685.69	\$ 719.36	4.91%	\$ 711.29	\$ 744.96	4.73%	\$ 681.55
MGS-S Customer 10422	3.70%	\$ 8,171.99	\$ 8,290.07	1.44%	\$ 23,986.08	\$ 24,104.16	0.49%	\$ 3,306.09
MGS-S Customer 10423	3.26%	\$ 46,464.80	\$ 46,986.34	1.12%	\$ 121,536.03	\$ 122,057.57	0.43%	\$ 16,515.99
MGS-S Customer 10424	3.77%	\$ 7,889.83	\$ 8,005.61	1.47%	\$ 26,288.11	\$ 26,403.89	0.44%	\$ 3,189.96
MGS-S Customer 10425	3.20%	\$ 16,392.32	\$ 16,578.20	1.13%	\$ 55,187.12	\$ 55,373.00	0.34%	\$ 5,997.66
MGS-S Customer 10426	5.33%	\$ 4,275.09	\$ 4,371.23	2.25%	\$ 9,325.54	\$ 9,421.68	1.03%	\$ 1,899.40
MGS-S Customer 10427	3.40%	\$ 25,638.91	\$ 25,932.86	1.15%	\$ 102,926.85	\$ 103,220.80	0.29%	\$ 8,943.25
MGS-S Customer 10428	3.64%	\$ 8,337.00	\$ 8,456.43	1.43%	\$ 18,760.82	\$ 18,880.25	0.64%	\$ 3,401.34
MGS-S Customer 10429	4.25%	\$ 4,013.66	\$ 4,085.32	1.79%	\$ 15,444.60	\$ 15,516.26	0.46%	\$ 1,758.75
MGS-S Customer 10430	3.19%	\$ 3,537.97	\$ 3,587.79	1.41%	\$ 12,010.51	\$ 12,060.33	0.41%	\$ 1,610.49
MGS-S Customer 10431	3.93%	\$ 12,579.66	\$ 12,759.40	1.43%	\$ 40,784.50	\$ 40,964.24	0.44%	\$ 4,754.42
MGS-S Customer 10432	3.95%	\$ 16,166.72	\$ 16,389.99	1.38%	\$ 65,153.84	\$ 65,377.11	0.34%	\$ 5,879.21
MGS-S Customer 10433	3.76%	\$ 5,505.98	\$ 5,589.68	1.52%	\$ 12,284.67	\$ 12,368.37	0.68%	\$ 2,309.48
MGS-S Customer 10434	4.30%	\$ 5,227.85	\$ 5,324.34	1.85%	\$ 12,949.79	\$ 13,046.28	0.75%	\$ 2,341.72
MGS-S Customer 10435	2.84%	\$ 6,559.64	\$ 6,636.50	1.17%	\$ 16,450.30	\$ 16,527.16	0.47%	\$ 2,781.94
MGS-S Customer 10436	4.00%	\$ 4,526.37	\$ 4,601.88	1.67%	\$ 12,287.16	\$ 12,362.67	0.61%	\$ 1,962.49
MGS-S Customer 10437	4.34%	\$ 4,924.80	\$ 5,016.56	1.86%	\$ 16,595.12	\$ 16,686.88	0.55%	\$ 2,208.22

Customer	Distribution % Difference	Delivery 8/24 Prices	Delivery 1/25 Prices	Delivery % Difference	Bundled 8/24 Prices	Bundled 1/25 Prices	Bundled % Difference	Distribution 1/25 Prices
MGS-S Customer 10438	4.20%	\$ 2,540.61	\$ 2,591.83	2.02%	\$ 10,526.61	\$ 10,577.83	0.49%	\$ 1,269.86
MGS-S Customer 10439	3.77%	\$ 7,758.48	\$ 7,867.79	1.41%	\$ 26,037.58	\$ 26,146.89	0.42%	\$ 3,011.92
MGS-S Customer 10440	4.21%	\$ 5,799.79	\$ 5,898.24	1.70%	\$ 27,729.27	\$ 27,827.72	0.36%	\$ 2,439.57
MGS-S Customer 10441	2.94%	\$ 24,756.75	\$ 25,004.61	1.00%	\$ 95,879.03	\$ 96,126.89	0.26%	\$ 8,671.85
MGS-S Customer 10442	4.74%	\$ 17,938.32	\$ 18,234.41	1.65%	\$ 59,443.45	\$ 59,739.54	0.50%	\$ 6,536.86
MGS-S Customer 10443	4.33%	\$ 4,319.62	\$ 4,403.72	1.95%	\$ 11,820.80	\$ 11,904.90	0.71%	\$ 2,026.93
MGS-S Customer 10444	4.34%	\$ 4,715.07	\$ 4,804.00	1.89%	\$ 15,749.28	\$ 15,838.21	0.56%	\$ 2,139.66
MGS-S Customer 10445	3.80%	\$ 20,227.97	\$ 20,495.58	1.32%	\$ 62,958.01	\$ 63,225.62	0.43%	\$ 7,312.49
MGS-S Customer 10446	3.79%	\$ 4,010.57	\$ 4,080.13	1.73%	\$ 12,990.21	\$ 13,059.77	0.54%	\$ 1,906.57
MGS-S Customer 10447	4.12%	\$ 4,502.53	\$ 4,580.87	1.74%	\$ 8,606.88	\$ 8,685.22	0.91%	\$ 1,980.65
MGS-S Customer 10448	3.99%	\$ 6,965.71	\$ 7,077.51	1.61%	\$ 19,363.09	\$ 19,474.89	0.58%	\$ 2,912.25
MGS-S Customer 10449	2.78%	\$ 21,813.02	\$ 22,020.85	0.95%	\$ 86,257.73	\$ 86,465.56	0.24%	\$ 7,693.56
MGS-S Customer 10450	1.03%	\$ 42,897.12	\$ 43,067.84	0.40%	\$ 133,133.42	\$ 133,304.14	0.13%	\$ 16,689.93
MGS-S Customer 10451	3.72%	\$ 6,787.23	\$ 6,884.74	1.44%	\$ 18,844.33	\$ 18,941.84	0.52%	\$ 2,717.76
MGS-S Customer 10452	3.71%	\$ 5,650.36	\$ 5,739.03	1.57%	\$ 14,834.87	\$ 14,923.54	0.60%	\$ 2,475.57
MGS-S Customer 10453	4.77%	\$ 4,251.05	\$ 4,342.85	2.16%	\$ 10,119.63	\$ 10,211.43	0.91%	\$ 2,016.46
MGS-S Customer 10454	3.86%	\$ 7,015.24	\$ 7,118.97	1.48%	\$ 19,607.21	\$ 19,710.94	0.53%	\$ 2,794.11
MGS-S Customer 10455	3.46%	\$ 4,569.17	\$ 4,635.10	1.44%	\$ 13,252.87	\$ 13,318.80	0.50%	\$ 1,968.64
MGS-S Customer 10456	3.67%	\$ 6,243.96	\$ 6,333.77	1.44%	\$ 17,480.65	\$ 17,570.46	0.51%	\$ 2,534.25
MGS-S Customer 10457	2.28%	\$ 6,831.42	\$ 6,902.42	1.04%	\$ 13,339.88	\$ 13,410.88	0.53%	\$ 3,183.60
MGS-S Customer 10458	5.87%	\$ 2,750.21	\$ 2,826.03	2.76%	\$ 7,906.93	\$ 7,982.75	0.96%	\$ 1,367.62
MGS-S Customer 10459	3.48%	\$ 7,679.94	\$ 7,785.04	1.37%	\$ 24,837.77	\$ 24,942.87	0.42%	\$ 3,123.85
MGS-S Customer 10460	4.04%	\$ 4,934.88	\$ 5,019.99	1.72%	\$ 19,063.81	\$ 19,148.92	0.45%	\$ 2,192.91
MGS-S Customer 10461	3.06%	\$ 6,442.40	\$ 6,519.70	1.20%	\$ 16,852.96	\$ 16,930.26	0.46%	\$ 2,605.81
MGS-S Customer 10462	3.64%	\$ 5,106.51	\$ 5,186.46	1.57%	\$ 15,487.48	\$ 15,567.43	0.52%	\$ 2,277.42
MGS-S Customer 10463	4.04%	\$ 4,997.35	\$ 5,084.64	1.75%	\$ 14,164.15	\$ 14,251.44	0.62%	\$ 2,249.91
MGS-S Customer 10464	3.52%	\$ 5,511.91	\$ 5,595.27	1.51%	\$ 11,371.35	\$ 11,454.71	0.73%	\$ 2,450.01
MGS-S Customer 10465	3.12%	\$ 20,148.83	\$ 20,375.32	1.12%	\$ 32,790.96	\$ 33,017.45	0.69%	\$ 7,487.97
MGS-S Customer 10466	3.57%	\$ 6,775.40	\$ 6,871.99	1.43%	\$ 24,874.76	\$ 24,971.35	0.39%	\$ 2,803.00
MGS-S Customer 10467	3.87%	\$ 40,825.83	\$ 41,358.79	1.31%	\$ 108,579.61	\$ 109,112.57	0.49%	\$ 14,307.35
MGS-S Customer 10468	3.88%	\$ 4,735.12	\$ 4,809.90	1.58%	\$ 17,002.35	\$ 17,077.13	0.44%	\$ 2,002.67
MGS-S Customer 10469	4.41%	\$ 4,030.71	\$ 4,112.33	2.02%	\$ 10,690.00	\$ 10,771.62	0.76%	\$ 1,932.55
MGS-S Customer 10470	5.31%	\$ 9,249.27	\$ 9,438.39	2.04%	\$ 17,476.25	\$ 17,665.37	1.08%	\$ 3,747.28
MGS-S Customer 10471	4.81%	\$ 2,609.21	\$ 2,669.81	2.32%	\$ 7,170.62	\$ 7,231.22	0.85%	\$ 1,319.75
MGS-S Customer 10472	3.91%	\$ 3,737.01	\$ 3,806.20	1.85%	\$ 9,218.24	\$ 9,287.43	0.75%	\$ 1,836.67
MGS-S Customer 10473	3.91%	\$ 5,812.44	\$ 5,901.93	1.54%	\$ 17,902.45	\$ 17,991.94	0.50%	\$ 2,379.17
MGS-S Customer 10474	3.52%	\$ 7,624.11	\$ 7,730.13	1.39%	\$ 22,716.06	\$ 22,822.08	0.47%	\$ 3,119.33
MGS-S Customer 10475	3.77%	\$ 11,750.70	\$ 11,912.25	1.37%	\$ 41,801.24	\$ 41,962.79	0.39%	\$ 4,451.15
MGS-S Customer 10476	2.01%	\$ 4,541.04	\$ 4,582.35	0.91%	\$ 10,948.95	\$ 10,990.26	0.38%	\$ 2,101.58
MGS-S Customer 10477	4.29%	\$ 6,640.97	\$ 6,756.66	1.74%	\$ 17,381.75	\$ 17,497.44	0.67%	\$ 2,812.66

Customer	Distribution % Difference	Delivery 8/24 Prices	Delivery 1/25 Prices	Delivery % Difference	Bundled 8/24 Prices	Bundled 1/25 Prices	Bundled % Difference	Distribution 1/25 Prices
MGS-S Customer 10478	3.79%	\$ 4,851.30	\$ 4,931.42	1.65%	\$ 14,191.78	\$ 14,271.90	0.56%	\$ 2,196.67
MGS-S Customer 10479	2.24%	\$ 3,685.87	\$ 3,722.94	1.01%	\$ 7,838.44	\$ 7,875.51	0.47%	\$ 1,689.16
MGS-S Customer 10480	3.54%	\$ 5,010.04	\$ 5,087.45	1.55%	\$ 12,889.43	\$ 12,966.84	0.60%	\$ 2,261.17
MGS-S Customer 10481	4.84%	\$ 13,988.61	\$ 14,232.93	1.75%	\$ 36,823.06	\$ 37,067.38	0.66%	\$ 5,293.09
MGS-S Customer 10482	3.47%	\$ 25,590.26	\$ 25,888.12	1.16%	\$ 109,697.46	\$ 109,995.32	0.27%	\$ 8,879.29
MGS-S Customer 10483	3.62%	\$ 4,227.58	\$ 4,297.27	1.65%	\$ 11,652.55	\$ 11,722.24	0.60%	\$ 1,992.48
MGS-S Customer 10484	3.93%	\$ 4,103.75	\$ 4,176.54	1.77%	\$ 15,178.64	\$ 15,251.43	0.48%	\$ 1,924.70
MGS-S Customer 10485	3.94%	\$ 4,803.47	\$ 4,886.82	1.74%	\$ 11,316.50	\$ 11,399.85	0.74%	\$ 2,200.79
MGS-S Customer 10486	2.23%	\$ 20,353.61	\$ 20,531.22	0.87%	\$ 30,440.81	\$ 30,618.42	0.58%	\$ 8,153.73
MGS-S Customer 10487	3.74%	\$ 7,655.71	\$ 7,769.35	1.48%	\$ 20,020.64	\$ 20,134.28	0.57%	\$ 3,151.14
MGS-S Customer 10488	3.48%	\$ 4,226.36	\$ 4,293.95	1.60%	\$ 9,479.29	\$ 9,546.88	0.71%	\$ 2,006.89
MGS-S Customer 10489	3.88%	\$ 5,546.30	\$ 5,637.30	1.64%	\$ 14,854.90	\$ 14,945.90	0.61%	\$ 2,439.28
MGS-S Customer 10490	3.76%	\$ 5,053.64	\$ 5,136.53	1.64%	\$ 11,603.35	\$ 11,686.24	0.71%	\$ 2,286.81
MGS-S Customer 10491	3.90%	\$ 5,988.16	\$ 6,084.63	1.61%	\$ 18,573.85	\$ 18,670.32	0.52%	\$ 2,569.98
MGS-S Customer 10492	4.12%	\$ 4,254.23	\$ 4,329.83	1.78%	\$ 6,291.89	\$ 6,367.49	1.20%	\$ 1,908.86
MGS-S Customer 10493	3.80%	\$ 8,104.33	\$ 8,224.57	1.48%	\$ 24,274.92	\$ 24,395.16	0.50%	\$ 3,280.70
MGS-S Customer 10494	3.90%	\$ 5,964.01	\$ 6,053.90	1.51%	\$ 23,386.48	\$ 23,476.37	0.38%	\$ 2,394.03
MGS-S Customer 10495	1.55%	\$ 19,820.82	\$ 19,937.41	0.59%	\$ 50,324.65	\$ 50,441.24	0.23%	\$ 7,639.87
MGS-S Customer 10496	3.16%	\$ 4,898.47	\$ 4,963.00	1.32%	\$ 10,456.25	\$ 10,520.78	0.62%	\$ 2,104.06
MGS-S Customer 10497	4.60%	\$ 4,005.07	\$ 4,089.78	2.12%	\$ 10,651.79	\$ 10,736.50	0.80%	\$ 1,924.47
MGS-S Customer 10498	3.23%	\$ 9,410.31	\$ 9,525.89	1.23%	\$ 30,841.60	\$ 30,957.18	0.37%	\$ 3,693.55
MGS-S Customer 10499	3.94%	\$ 5,490.67	\$ 5,582.42	1.67%	\$ 14,869.43	\$ 14,961.18	0.62%	\$ 2,419.75
MGS-S Customer 10500	3.98%	\$ 4,530.73	\$ 4,605.49	1.65%	\$ 14,042.38	\$ 14,117.14	0.53%	\$ 1,951.50
MGS-S Customer 10501	3.19%	\$ 15,402.07	\$ 15,578.33	1.14%	\$ 46,399.52	\$ 46,575.78	0.38%	\$ 5,708.52
MGS-S Customer 10502	3.32%	\$ 7,709.22	\$ 7,809.96	1.31%	\$ 24,220.78	\$ 24,321.52	0.42%	\$ 3,137.54
MGS-S Customer 10503	4.47%	\$ 4,945.34	\$ 5,041.89	1.95%	\$ 11,092.04	\$ 11,188.59	0.87%	\$ 2,255.28
MGS-S Customer 10504	3.99%	\$ 8,811.00	\$ 8,948.18	1.56%	\$ 19,835.16	\$ 19,972.34	0.69%	\$ 3,571.64
MGS-S Customer 10505	3.50%	\$ 26,772.54	\$ 27,099.04	1.22%	\$ 102,159.14	\$ 102,485.64	0.32%	\$ 9,653.41
MGS-S Customer 10506	3.72%	\$ 11,125.46	\$ 11,276.51	1.36%	\$ 44,079.10	\$ 44,230.15	0.34%	\$ 4,212.48
MGS-S Customer 10507	4.15%	\$ 4,011.01	\$ 4,083.83	1.82%	\$ 5,616.41	\$ 5,689.23	1.30%	\$ 1,827.31
MGS-S Customer 10508	4.96%	\$ 12,562.50	\$ 12,789.93	1.81%	\$ 32,956.28	\$ 33,183.71	0.69%	\$ 4,814.11
MGS-S Customer 10509	4.10%	\$ 13,412.04	\$ 13,609.66	1.47%	\$ 44,871.11	\$ 45,068.73	0.44%	\$ 5,022.88
MGS-S Customer 10510	3.64%	\$ 4,411.70	\$ 4,478.63	1.52%	\$ 14,156.91	\$ 14,223.84	0.47%	\$ 1,907.02
MGS-S Customer 10511	3.95%	\$ 5,798.15	\$ 5,894.05	1.65%	\$ 15,560.84	\$ 15,656.74	0.62%	\$ 2,524.14
MGS-S Customer 10512	3.71%	\$ 4,781.14	\$ 4,858.06	1.61%	\$ 16,865.89	\$ 16,942.81	0.46%	\$ 2,152.40
MGS-S Customer 10513	3.83%	\$ 6,936.49	\$ 7,039.75	1.49%	\$ 14,722.76	\$ 14,826.02	0.70%	\$ 2,800.66
MGS-S Customer 10514	3.84%	\$ 4,788.63	\$ 4,864.95	1.59%	\$ 10,900.37	\$ 10,976.69	0.70%	\$ 2,064.85
MGS-S Customer 10515	3.46%	\$ 24,534.35	\$ 24,816.93	1.15%	\$ 116,621.38	\$ 116,903.96	0.24%	\$ 8,455.09
MGS-S Customer 10516	2.80%	\$ 29,185.82	\$ 29,478.59	1.00%	\$ 83,639.31	\$ 83,932.08	0.35%	\$ 10,742.37
MGS-S Customer 10517	3.80%	\$ 54,003.73	\$ 54,691.87	1.27%	\$ 138,851.36	\$ 139,539.00	0.50%	\$ 18,771.46

Internal Use

Customer	Distribution % Difference	Delivery 8/24 Prices	Delivery 1/25 Prices	Delivery % Difference	Bundled 8/24 Prices	Bundled 1/25 Prices	Bundled % Difference	Distribution 1/25 Prices
MGS-S Customer 10518	2.11%	\$ 22,966.47	\$ 23,156.29	0.83%	\$ 36,330.75	\$ 36,520.57	0.52%	\$ 9,180.53
MGS-S Customer 10519	2.49%	\$ 63,161.69	\$ 63,710.50	0.87%	\$ 203,386.06	\$ 203,934.87	0.27%	\$ 22,603.94
MGS-S Customer 10520	3.81%	\$ 9,018.95	\$ 9,145.99	1.41%	\$ 44,685.33	\$ 44,812.37	0.28%	\$ 3,460.69
MGS-S Customer 10521	2.91%	\$ 48,953.24	\$ 49,449.64	1.01%	\$ 132,000.07	\$ 132,496.47	0.38%	\$ 17,529.09
MGS-S Customer 10522	4.35%	\$ 5,931.95	\$ 6,038.12	1.79%	\$ 19,026.57	\$ 19,132.74	0.56%	\$ 2,549.14
MGS-S Customer 10523	3.16%	\$ 6,968.15	\$ 7,052.73	1.21%	\$ 20,948.20	\$ 21,032.78	0.40%	\$ 2,763.82
MGS-S Customer 10524	-2.51%	\$ 3,101.54	\$ 3,055.77	-1.48%	\$ 65,643.12	\$ 65,597.35	-0.07%	\$ 1,779.91
MGS-S Customer 10525	3.92%	\$ 4,437.93	\$ 4,510.56	1.64%	\$ 13,209.49	\$ 13,282.12	0.55%	\$ 1,924.20
MGS-S Customer 10526	3.87%	\$ 3,486.25	\$ 3,545.96	1.71%	\$ 10,739.48	\$ 10,799.19	0.56%	\$ 1,603.42
MGS-S Customer 10527	2.93%	\$ 8,088.54	\$ 8,177.06	1.09%	\$ 28,040.80	\$ 28,129.32	0.32%	\$ 3,109.48
MGS-S Customer 10528	3.83%	\$ 8,432.21	\$ 8,554.26	1.45%	\$ 36,832.22	\$ 36,954.27	0.33%	\$ 3,308.17
MGS-S Customer 10529	4.05%	\$ 3,936.21	\$ 4,006.81	1.79%	\$ 3,936.21	\$ 4,006.81	1.79%	\$ 1,812.30
MGS-S Customer 10530	5.71%	\$ 1,946.25	\$ 2,005.96	3.07%	\$ 4,396.41	\$ 4,456.12	1.36%	\$ 1,105.51
MGS-S Customer 10531	3.55%	\$ 30,671.88	\$ 31,039.11	1.20%	\$ 106,241.30	\$ 106,608.53	0.35%	\$ 10,709.45
MGS-S Customer 10532	3.03%	\$ 2,516.37	\$ 2,554.35	1.51%	\$ 6,105.96	\$ 6,143.94	0.62%	\$ 1,289.51
MGS-S Customer 10533	4.57%	\$ 4,073.26	\$ 4,153.19	1.96%	\$ 8,781.95	\$ 8,861.88	0.91%	\$ 1,828.52
MGS-S Customer 10534	4.33%	\$ 5,743.42	\$ 5,847.32	1.81%	\$ 15,996.53	\$ 16,100.43	0.65%	\$ 2,503.56
MGS-S Customer 10535	4.51%	\$ 23,192.53	\$ 23,553.48	1.56%	\$ 66,589.87	\$ 66,950.82	0.54%	\$ 8,363.52
MGS-S Customer 10536	4.71%	\$ 12,385.33	\$ 12,597.84	1.72%	\$ 36,581.80	\$ 36,794.31	0.58%	\$ 4,722.83
MGS-S Customer 10537	3.96%	\$ 7,003.55	\$ 7,113.90	1.58%	\$ 23,137.69	\$ 23,248.04	0.48%	\$ 2,898.68
MGS-S Customer 10538	5.85%	\$ 2,601.00	\$ 2,674.08	2.81%	\$ 6,692.32	\$ 6,765.40	1.09%	\$ 1,322.99
MGS-S Customer 10539	5.62%	\$ 7,138.93	\$ 7,288.87	2.10%	\$ 24,097.49	\$ 24,247.43	0.62%	\$ 2,816.32
MGS-S Customer 10540	4.10%	\$ 5,307.92	\$ 5,395.51	1.65%	\$ 14,766.21	\$ 14,853.80	0.59%	\$ 2,223.08
MGS-S Customer 10541	2.50%	\$ 50,749.76	\$ 51,176.74	0.84%	\$ 186,426.44	\$ 186,853.42	0.23%	\$ 17,475.95
MGS-S Customer 10542	2.63%	\$ 3,411.04	\$ 3,451.76	1.19%	\$ 8,439.90	\$ 8,480.62	0.48%	\$ 1,588.90
MGS-S Customer 10543	3.89%	\$ 4,585.69	\$ 4,665.71	1.74%	\$ 9,483.37	\$ 9,563.39	0.84%	\$ 2,136.23
MGS-S Customer 10544	3.60%	\$ 7,974.97	\$ 8,087.29	1.41%	\$ 24,684.32	\$ 24,796.64	0.46%	\$ 3,230.48
MGS-S Customer 10545	4.65%	\$ 5,706.78	\$ 5,816.52	1.92%	\$ 18,860.81	\$ 18,970.55	0.58%	\$ 2,471.77
MGS-S Customer 10546	4.12%	\$ 10,582.16	\$ 10,746.17	1.55%	\$ 26,542.51	\$ 26,706.52	0.62%	\$ 4,147.47
MGS-S Customer 10547	2.94%	\$ 8,406.39	\$ 8,501.97	1.14%	\$ 28,708.76	\$ 28,804.34	0.33%	\$ 3,350.42
MGS-S Customer 10548	3.64%	\$ 9,139.90	\$ 9,260.31	1.32%	\$ 36,331.68	\$ 36,452.09	0.33%	\$ 3,428.59
MGS-S Customer 10549	3.47%	\$ 7,244.47	\$ 7,340.76	1.33%	\$ 19,943.16	\$ 20,039.45	0.48%	\$ 2,870.85
MGS-S Customer 10550	3.87%	\$ 3,432.01	\$ 3,490.85	1.71%	\$ 11,531.13	\$ 11,589.97	0.51%	\$ 1,578.54
MGS-S Customer 10551	3.76%	\$ 4,134.78	\$ 4,200.19	1.58%	\$ 14,614.47	\$ 14,679.88	0.45%	\$ 1,805.89
MGS-S Customer 10552	4.02%	\$ 6,873.43	\$ 6,978.09	1.52%	\$ 24,351.66	\$ 24,456.32	0.43%	\$ 2,710.93
MGS-S Customer 10553	3.49%	\$ 6,217.73	\$ 6,303.31	1.38%	\$ 15,289.92	\$ 15,375.50	0.56%	\$ 2,539.50
MGS-S Customer 10554	3.86%	\$ 5,942.81	\$ 6,037.81	1.60%	\$ 18,579.80	\$ 18,674.80	0.51%	\$ 2,553.64
MGS-S Customer 10555	3.66%	\$ 5,324.33	\$ 5,407.57	1.56%	\$ 14,991.49	\$ 15,074.73	0.56%	\$ 2,358.39
MGS-S Customer 10556	3.16%	\$ 38,209.85	\$ 38,605.55	1.04%	\$ 171,521.27	\$ 171,916.97	0.23%	\$ 12,911.82
MGS-S Customer 10557	3.21%	\$ 7,116.62	\$ 7,207.89	1.28%	\$ 22,584.38	\$ 22,675.65	0.40%	\$ 2,938.17

Internal Use

Customer	Distribution % Difference	Delivery 8/24 Prices	Delivery 1/25 Prices	Delivery % Difference	Bundled 8/24 Prices	Bundled 1/25 Prices	Bundled % Difference	Distribution 1/25 Prices
MGS-S Customer 10558	4.47%	\$ 2,592.51	\$ 2,647.93	2.14%	\$ 9,503.86	\$ 9,559.28	0.58%	\$ 1,296.28
MGS-S Customer 10559	1.70%	\$ 31,010.72	\$ 31,213.65	0.65%	\$ 80,436.61	\$ 80,639.54	0.25%	\$ 12,136.68
MGS-S Customer 10560	4.39%	\$ 3,202.81	\$ 3,271.43	2.14%	\$ 11,337.70	\$ 11,406.32	0.61%	\$ 1,633.40
MGS-S Customer 10561	4.59%	\$ 5,836.49	\$ 5,947.63	1.90%	\$ 17,070.89	\$ 17,182.03	0.65%	\$ 2,530.39
MGS-S Customer 10562	4.73%	\$ 1,852.42	\$ 1,900.32	2.59%	\$ 5,716.47	\$ 5,764.37	0.84%	\$ 1,060.53
MGS-S Customer 10563	3.27%	\$ 21,870.85	\$ 22,116.85	1.12%	\$ 79,404.89	\$ 79,650.89	0.31%	\$ 7,770.68
MGS-S Customer 10564	3.68%	\$ 9,523.60	\$ 9,655.01	1.38%	\$ 36,288.72	\$ 36,420.13	0.36%	\$ 3,698.61
MGS-S Customer 10565	3.77%	\$ 7,623.33	\$ 7,731.73	1.42%	\$ 23,805.12	\$ 23,913.52	0.46%	\$ 2,979.82
MGS-S Customer 10566	2.63%	\$ 26,388.44	\$ 26,641.19	0.96%	\$ 53,126.14	\$ 53,378.89	0.48%	\$ 9,868.30
MGS-S Customer 10567	3.90%	\$ 4,596.14	\$ 4,675.42	1.72%	\$ 13,634.05	\$ 13,713.33	0.58%	\$ 2,110.51
MGS-S Customer 10568	2.85%	\$ 2,111.51	\$ 2,143.47	1.51%	\$ 5,154.24	\$ 5,186.20	0.62%	\$ 1,152.24
MGS-S Customer 10569	2.06%	\$ 3,928.40	\$ 3,966.49	0.97%	\$ 11,134.10	\$ 11,172.19	0.34%	\$ 1,883.71
MGS-S Customer 10570	4.17%	\$ 6,334.60	\$ 6,441.91	1.69%	\$ 20,293.05	\$ 20,400.36	0.53%	\$ 2,682.34
MGS-S Customer 10571	3.60%	\$ 30,187.44	\$ 30,545.28	1.19%	\$ 139,332.09	\$ 139,689.93	0.26%	\$ 10,303.60
MGS-S Customer 10572	2.81%	\$ 5,179.67	\$ 5,238.61	1.14%	\$ 16,499.20	\$ 16,558.14	0.36%	\$ 2,159.32
MGS-S Customer 10573	3.54%	\$ 34,691.25	\$ 35,107.32	1.20%	\$ 99,693.56	\$ 100,109.63	0.42%	\$ 12,182.58
MGS-S Customer 10574	4.11%	\$ 22,357.70	\$ 22,682.53	1.45%	\$ 41,718.54	\$ 42,043.37	0.78%	\$ 8,225.18
MGS-S Customer 10575	3.66%	\$ 14,863.88	\$ 15,060.96	1.33%	\$ 37,442.38	\$ 37,639.46	0.53%	\$ 5,586.62
MGS-S Customer 10576	3.97%	\$ 6,383.45	\$ 6,480.95	1.53%	\$ 22,384.13	\$ 22,481.63	0.44%	\$ 2,550.56
MGS-S Customer 10577	2.89%	\$ 15,938.60	\$ 16,104.50	1.04%	\$ 45,857.40	\$ 46,023.30	0.36%	\$ 5,899.08
MGS-S Customer 10578	4.13%	\$ 7,002.84	\$ 7,117.26	1.63%	\$ 24,758.04	\$ 24,872.46	0.46%	\$ 2,887.91
MGS-S Customer 10579	1.96%	\$ 10,657.34	\$ 10,736.64	0.74%	\$ 31,846.39	\$ 31,925.69	0.25%	\$ 4,117.78
MGS-S Customer 10580	4.01%	\$ 4,512.72	\$ 4,587.96	1.67%	\$ 12,938.07	\$ 13,013.31	0.58%	\$ 1,953.04
MGS-S Customer 10581	3.55%	\$ 18,951.33	\$ 19,185.96	1.24%	\$ 63,532.44	\$ 63,767.07	0.37%	\$ 6,851.32
MGS-S Customer 10582	3.59%	\$ 4,140.81	\$ 4,204.09	1.53%	\$ 11,985.01	\$ 12,048.29	0.53%	\$ 1,826.06
MGS-S Customer 10583	3.68%	\$ 4,650.32	\$ 4,726.49	1.64%	\$ 11,327.77	\$ 11,403.94	0.67%	\$ 2,145.15
MGS-S Customer 10584	3.68%	\$ 13,136.25	\$ 13,313.23	1.35%	\$ 17,183.47	\$ 17,360.45	1.03%	\$ 4,984.08
MGS-S Customer 10585	3.88%	\$ 8,024.99	\$ 8,145.57	1.50%	\$ 27,559.85	\$ 27,680.43	0.44%	\$ 3,229.68
MGS-S Customer 10586	4.05%	\$ 8,165.37	\$ 8,295.48	1.59%	\$ 18,248.00	\$ 18,378.11	0.71%	\$ 3,346.85
MGS-S Customer 10587	3.75%	\$ 15,183.55	\$ 15,387.31	1.34%	\$ 46,633.48	\$ 46,837.24	0.44%	\$ 5,635.99
MGS-S Customer 10588	3.45%	\$ 24,573.63	\$ 24,863.98	1.18%	\$ 83,487.98	\$ 83,778.33	0.35%	\$ 8,704.05
MGS-S Customer 10589	3.66%	\$ 9,341.28	\$ 9,471.00	1.39%	\$ 30,217.25	\$ 30,346.97	0.43%	\$ 3,676.76
MGS-S Customer 10590	3.36%	\$ 11,507.43	\$ 11,649.32	1.23%	\$ 41,243.41	\$ 41,385.30	0.34%	\$ 4,365.01
MGS-S Customer 10591	4.09%	\$ 5,653.75	\$ 5,749.52	1.69%	\$ 20,946.80	\$ 21,042.57	0.46%	\$ 2,435.29
MGS-S Customer 10592	3.46%	\$ 3,719.95	\$ 3,776.15	1.51%	\$ 11,559.35	\$ 11,615.55	0.49%	\$ 1,679.20
MGS-S Customer 10593	3.20%	\$ 3,478.72	\$ 3,528.76	1.44%	\$ 8,828.32	\$ 8,878.36	0.57%	\$ 1,612.08
MGS-S Customer 10594	3.49%	\$ 6,044.76	\$ 6,137.21	1.53%	\$ 12,544.08	\$ 12,636.53	0.74%	\$ 2,738.70
MGS-S Customer 10595	5.77%	\$ 2,239.04	\$ 2,304.56	2.93%	\$ 5,822.35	\$ 5,887.87	1.13%	\$ 1,199.91
MGS-S Customer 10596	5.21%	\$ 7,820.04	\$ 7,977.79	2.02%	\$ 24,547.56	\$ 24,705.31	0.64%	\$ 3,186.94
MGS-S Customer 10597	3.43%	\$ 8,272.17	\$ 8,381.67	1.32%	\$ 28,867.05	\$ 28,976.55	0.38%	\$ 3,305.10

Customer	Distribution % Difference	Delivery 8/24 Prices	Delivery 1/25 Prices	Delivery % Difference	Bundled 8/24 Prices	Bundled 1/25 Prices	Bundled % Difference	Distribution 1/25 Prices
MGS-S Customer 10598	4.09%	\$ 2,428.91	\$ 2,483.69	2.26%	\$ 6,231.26	\$ 6,286.04	0.88%	\$ 1,393.63
MGS-S Customer 10599	3.79%	\$ 13,070.16	\$ 13,250.83	1.38%	\$ 38,258.44	\$ 38,439.11	0.47%	\$ 4,945.24
MGS-S Customer 10600	3.69%	\$ 4,531.89	\$ 4,606.57	1.65%	\$ 11,948.86	\$ 12,023.54	0.62%	\$ 2,098.72
MGS-S Customer 10601	3.83%	\$ 13,546.24	\$ 13,732.84	1.38%	\$ 46,499.88	\$ 46,686.48	0.40%	\$ 5,056.25
MGS-S Customer 10602	2.95%	\$ 13,413.63	\$ 13,558.20	1.08%	\$ 40,379.86	\$ 40,524.43	0.36%	\$ 5,043.30
MGS-S Customer 10603	3.20%	\$ 11,850.76	\$ 11,990.84	1.18%	\$ 37,427.54	\$ 37,567.62	0.37%	\$ 4,512.45
MGS-S Customer 10604	3.86%	\$ 7,495.49	\$ 7,609.22	1.52%	\$ 25,183.51	\$ 25,297.24	0.45%	\$ 3,058.34
MGS-S Customer 10605	3.59%	\$ 18,725.88	\$ 18,959.52	1.25%	\$ 67,621.59	\$ 67,855.23	0.35%	\$ 6,742.86
MGS-S Customer 10606	3.77%	\$ 3,455.58	\$ 3,518.45	1.82%	\$ 9,849.77	\$ 9,912.64	0.64%	\$ 1,731.67
MGS-S Customer 10607	0.50%	\$ 4,366.29	\$ 4,376.67	0.24%	\$ 6,020.83	\$ 6,031.21	0.17%	\$ 2,067.85
MGS-S Customer 10608	3.74%	\$ 27,214.65	\$ 27,558.03	1.26%	\$ 101,984.22	\$ 102,327.60	0.34%	\$ 9,516.05
MGS-S Customer 10609	3.75%	\$ 5,949.08	\$ 6,041.86	1.56%	\$ 17,021.23	\$ 17,114.01	0.55%	\$ 2,566.33
MGS-S Customer 10610	3.52%	\$ 10,498.15	\$ 10,637.66	1.33%	\$ 27,637.70	\$ 27,777.21	0.50%	\$ 4,104.71
MGS-S Customer 10611	4.88%	\$ 1,735.92	\$ 1,783.66	2.75%	\$ 4,822.98	\$ 4,870.72	0.99%	\$ 1,025.74
MGS-S Customer 10612	4.37%	\$ 3,798.45	\$ 3,875.80	2.04%	\$ 10,992.72	\$ 11,070.07	0.70%	\$ 1,847.63
MGS-S Customer 10613	3.61%	\$ 10,660.10	\$ 10,801.63	1.33%	\$ 42,580.80	\$ 42,722.33	0.33%	\$ 4,056.96
MGS-S Customer 10614	3.71%	\$ 18,448.22	\$ 18,685.51	1.29%	\$ 68,290.03	\$ 68,527.32	0.35%	\$ 6,641.14
MGS-S Customer 10615	4.39%	\$ 19,576.90	\$ 19,874.18	1.52%	\$ 64,880.16	\$ 65,177.44	0.46%	\$ 7,076.15
MGS-S Customer 10616	3.35%	\$ 29,444.96	\$ 29,775.65	1.12%	\$ 114,000.07	\$ 114,330.76	0.29%	\$ 10,214.41
MGS-S Customer 10617	3.37%	\$ 13,897.66	\$ 14,065.63	1.21%	\$ 48,926.33	\$ 49,094.30	0.34%	\$ 5,158.83
MGS-S Customer 10618	2.00%	\$ 71,053.51	\$ 71,561.93	0.72%	\$ 182,014.96	\$ 182,523.38	0.28%	\$ 25,964.14
MGS-S Customer 10619	3.87%	\$ 4,624.66	\$ 4,698.82	1.60%	\$ 13,400.00	\$ 13,474.16	0.55%	\$ 1,988.99
MGS-S Customer 10620	4.52%	\$ 3,589.96	\$ 3,667.01	2.15%	\$ 9,685.58	\$ 9,762.63	0.80%	\$ 1,783.32
MGS-S Customer 10621	3.14%	\$ 24,541.08	\$ 24,816.32	1.12%	\$ 71,992.50	\$ 72,267.74	0.38%	\$ 9,027.43
MGS-S Customer 10622	4.64%	\$ 11,093.59	\$ 11,280.62	1.69%	\$ 42,575.52	\$ 42,762.55	0.44%	\$ 4,219.84
MGS-S Customer 10623	3.94%	\$ 3,181.81	\$ 3,243.77	1.95%	\$ 9,729.58	\$ 9,791.54	0.64%	\$ 1,635.85
MGS-S Customer 10624	4.07%	\$ 6,675.82	\$ 6,786.99	1.67%	\$ 14,573.72	\$ 14,684.89	0.76%	\$ 2,843.71
MGS-S Customer 10625	2.34%	\$ 21,866.03	\$ 22,056.60	0.87%	\$ 51,629.43	\$ 51,820.00	0.37%	\$ 8,330.51
MGS-S Customer 10626	3.73%	\$ 7,823.20	\$ 7,939.56	1.49%	\$ 16,187.30	\$ 16,303.66	0.72%	\$ 3,237.76
MGS-S Customer 10627	3.20%	\$ 9,366.70	\$ 9,481.80	1.23%	\$ 25,701.83	\$ 25,816.93	0.45%	\$ 3,714.28
MGS-S Customer 10628	5.11%	\$ 8,068.18	\$ 8,221.55	1.90%	\$ 22,286.35	\$ 22,439.72	0.69%	\$ 3,157.24
MGS-S Customer 10629	4.64%	\$ 2,771.71	\$ 2,832.61	2.20%	\$ 7,743.09	\$ 7,803.99	0.79%	\$ 1,373.03
MGS-S Customer 10630	4.57%	\$ 11,962.07	\$ 12,161.25	1.67%	\$ 37,831.36	\$ 38,030.54	0.53%	\$ 4,561.94
MGS-S Customer 10631	3.28%	\$ 51,043.28	\$ 51,619.10	1.13%	\$ 195,966.17	\$ 196,541.99	0.29%	\$ 18,105.43
MGS-S Customer 10632	3.58%	\$ 8,370.76	\$ 8,482.13	1.33%	\$ 27,085.32	\$ 27,196.69	0.41%	\$ 3,220.72
MGS-S Customer 10633	4.18%	\$ 7,377.80	\$ 7,502.54	1.69%	\$ 12,619.42	\$ 12,744.16	0.99%	\$ 3,107.82
MGS-S Customer 10634	2.90%	\$ 5,460.47	\$ 5,528.28	1.24%	\$ 14,208.61	\$ 14,276.42	0.48%	\$ 2,408.45
MGS-S Customer 10635	3.27%	\$ 5,473.03	\$ 5,545.28	1.32%	\$ 14,627.83	\$ 14,700.08	0.49%	\$ 2,278.82
MGS-S Customer 10636	2.57%	\$ 6,529.08	\$ 6,598.36	1.06%	\$ 16,639.13	\$ 16,708.41	0.42%	\$ 2,768.16
MGS-S Customer 10637	3.81%	\$ 9,462.07	\$ 9,594.55	1.40%	\$ 26,999.26	\$ 27,131.74	0.49%	\$ 3,610.52

Internal Use

Customer	Distribution % Difference	Delivery 8/24 Prices	Delivery 1/25 Prices	Delivery % Difference	Bundled 8/24 Prices	Bundled 1/25 Prices	Bundled % Difference	Distribution 1/25 Prices
MGS-S Customer 10638	3.31%	\$ 20,977.55	\$ 21,214.15	1.13%	\$ 90,609.83	\$ 90,846.43	0.26%	\$ 7,374.93
MGS-S Customer 10639	2.92%	\$ 12,707.10	\$ 12,845.55	1.09%	\$ 27,803.50	\$ 27,941.95	0.50%	\$ 4,881.59
MGS-S Customer 10640	3.94%	\$ 5,471.39	\$ 5,563.10	1.68%	\$ 13,748.65	\$ 13,840.36	0.67%	\$ 2,420.84
MGS-S Customer 10641	3.73%	\$ 3,822.06	\$ 3,888.74	1.74%	\$ 10,981.94	\$ 11,048.62	0.61%	\$ 1,853.66
MGS-S Customer 10642	3.88%	\$ 5,175.30	\$ 5,261.35	1.66%	\$ 15,111.67	\$ 15,197.72	0.57%	\$ 2,305.66
MGS-S Customer 10643	3.14%	\$ 10,280.75	\$ 10,402.80	1.19%	\$ 29,381.06	\$ 29,503.11	0.42%	\$ 4,011.96
MGS-S Customer 10644	3.89%	\$ 5,531.70	\$ 5,617.78	1.56%	\$ 14,836.19	\$ 14,922.27	0.58%	\$ 2,301.10
MGS-S Customer 10645	3.62%	\$ 8,397.50	\$ 8,508.51	1.32%	\$ 34,409.17	\$ 34,520.18	0.32%	\$ 3,178.47
MGS-S Customer 10646	3.75%	\$ 22,917.32	\$ 23,210.03	1.28%	\$ 86,347.37	\$ 86,640.08	0.34%	\$ 8,100.86
MGS-S Customer 10647	4.28%	\$ 5,420.77	\$ 5,520.32	1.84%	\$ 10,439.23	\$ 10,538.78	0.95%	\$ 2,428.06
MGS-S Customer 10648	3.93%	\$ 4,432.96	\$ 4,510.93	1.76%	\$ 12,567.50	\$ 12,645.47	0.62%	\$ 2,060.24
MGS-S Customer 10649	4.05%	\$ 5,683.03	\$ 5,781.10	1.73%	\$ 10,422.80	\$ 10,520.87	0.94%	\$ 2,520.25
MGS-S Customer 10650	4.44%	\$ 4,550.18	\$ 4,634.38	1.85%	\$ 11,315.85	\$ 11,400.05	0.74%	\$ 1,979.65
MGS-S Customer 10651	4.12%	\$ 5,305.00	\$ 5,397.58	1.75%	\$ 16,851.46	\$ 16,944.04	0.55%	\$ 2,340.56
MGS-S Customer 10652	2.61%	\$ 4,492.40	\$ 4,546.66	1.21%	\$ 4,889.92	\$ 4,944.18	1.11%	\$ 2,130.00
MGS-S Customer 10653	4.12%	\$ 5,219.85	\$ 5,306.11	1.65%	\$ 16,198.30	\$ 16,284.56	0.53%	\$ 2,181.67
MGS-S Customer 10654	3.49%	\$ 24,706.95	\$ 24,997.27	1.18%	\$ 103,603.73	\$ 103,894.05	0.28%	\$ 8,609.32
MGS-S Customer 10655	3.83%	\$ 4,179.77	\$ 4,252.63	1.74%	\$ 11,774.88	\$ 11,847.74	0.62%	\$ 1,975.48
MGS-S Customer 10656	4.16%	\$ 10,470.05	\$ 10,626.45	1.49%	\$ 34,691.89	\$ 34,848.29	0.45%	\$ 3,916.79
MGS-S Customer 10657	3.93%	\$ 28,667.85	\$ 29,062.34	1.38%	\$ 46,703.23	\$ 47,097.72	0.84%	\$ 10,428.81
MGS-S Customer 10658	4.04%	\$ 4,981.42	\$ 5,060.89	1.60%	\$ 23,572.58	\$ 23,652.05	0.34%	\$ 2,044.21
MGS-S Customer 10659	3.60%	\$ 7,547.83	\$ 7,655.85	1.43%	\$ 20,404.78	\$ 20,512.80	0.53%	\$ 3,109.17
MGS-S Customer 10660	5.23%	\$ 2,464.61	\$ 2,528.01	2.57%	\$ 6,300.78	\$ 6,364.18	1.01%	\$ 1,275.55
MGS-S Customer 10661	4.46%	\$ 30,915.50	\$ 31,383.23	1.51%	\$ 86,616.75	\$ 87,084.48	0.54%	\$ 10,955.84
MGS-S Customer 10662	3.82%	\$ 12,265.83	\$ 12,438.93	1.41%	\$ 31,270.16	\$ 31,443.26	0.55%	\$ 4,709.39
MGS-S Customer 10663	2.37%	\$ 31,498.10	\$ 31,754.80	0.81%	\$ 136,684.66	\$ 136,941.36	0.19%	\$ 11,094.52
MGS-S Customer 10664	4.50%	\$ 4,804.48	\$ 4,899.74	1.98%	\$ 10,364.44	\$ 10,459.70	0.92%	\$ 2,210.50
MGS-S Customer 10665	3.95%	\$ 5,036.50	\$ 5,117.59	1.61%	\$ 13,589.82	\$ 13,670.91	0.60%	\$ 2,134.29
MGS-S Customer 10666	4.66%	\$ 5,242.22	\$ 5,345.76	1.98%	\$ 15,930.33	\$ 16,033.87	0.65%	\$ 2,327.36
MGS-S Customer 10667	4.58%	\$ 6,141.50	\$ 6,257.37	1.89%	\$ 15,821.92	\$ 15,937.79	0.73%	\$ 2,647.70
MGS-S Customer 10668	3.37%	\$ 11,998.68	\$ 12,146.66	1.23%	\$ 41,122.20	\$ 41,270.18	0.36%	\$ 4,540.29
MGS-S Customer 10669	3.82%	\$ 11,069.72	\$ 11,223.58	1.39%	\$ 45,835.13	\$ 45,988.99	0.34%	\$ 4,181.10
MGS-S Customer 10670	2.44%	\$ 15,063.63	\$ 15,206.48	0.95%	\$ 45,722.86	\$ 45,865.71	0.31%	\$ 6,006.90
MGS-S Customer 10671	4.24%	\$ 7,021.40	\$ 7,143.16	1.73%	\$ 10,806.27	\$ 10,928.03	1.13%	\$ 2,994.36
MGS-S Customer 10672	4.00%	\$ 12,550.57	\$ 12,737.32	1.49%	\$ 24,406.57	\$ 24,593.32	0.77%	\$ 4,861.10
MGS-S Customer 10673	3.59%	\$ 41,701.45	\$ 42,212.21	1.22%	\$ 90,130.96	\$ 90,641.72	0.57%	\$ 14,740.88
MGS-S Customer 10674	4.40%	\$ 33,042.25	\$ 33,529.85	1.48%	\$ 107,286.21	\$ 107,773.81	0.45%	\$ 11,570.17
MGS-S Customer 10675	4.96%	\$ 18,687.38	\$ 19,016.27	1.76%	\$ 38,299.60	\$ 38,628.49	0.86%	\$ 6,956.99
MGS-S Customer 10676	3.62%	\$ 4,830.57	\$ 4,902.40	1.49%	\$ 14,394.67	\$ 14,466.50	0.50%	\$ 2,054.01
MGS-S Customer 10677	3.91%	\$ 6,936.14	\$ 7,042.82	1.54%	\$ 28,659.95	\$ 28,766.63	0.37%	\$ 2,835.21

Customer	Distribution % Difference	Delivery 8/24 Prices	Delivery 1/25 Prices	Delivery % Difference	Bundled 8/24 Prices	Bundled 1/25 Prices	Bundled % Difference	Distribution 1/25 Prices
MGS-S Customer 10678	3.46%	\$ 5,547.29	\$ 5,628.63	1.47%	\$ 15,652.77	\$ 15,734.11	0.52%	\$ 2,431.87
MGS-S Customer 10679	4.25%	\$ 5,482.02	\$ 5,580.19	1.79%	\$ 16,191.15	\$ 16,289.32	0.61%	\$ 2,408.82
MGS-S Customer 10680	4.70%	\$ 9,474.47	\$ 9,642.31	1.77%	\$ 29,721.99	\$ 29,889.83	0.56%	\$ 3,735.64
MGS-S Customer 10681	1.62%	\$ 3,647.08	\$ 3,673.69	0.73%	\$ 9,036.55	\$ 9,063.16	0.29%	\$ 1,664.73
MGS-S Customer 10682	3.44%	\$ 6,125.16	\$ 6,211.98	1.42%	\$ 19,844.23	\$ 19,931.05	0.44%	\$ 2,607.16
MGS-S Customer 10683	4.24%	\$ 3,349.50	\$ 3,412.66	1.89%	\$ 11,133.94	\$ 11,197.10	0.57%	\$ 1,553.23
MGS-S Customer 10684	1.93%	\$ 2,784.36	\$ 2,809.88	0.92%	\$ 10,926.90	\$ 10,952.42	0.23%	\$ 1,347.21
MGS-S Customer 10685	3.72%	\$ 12,731.52	\$ 12,903.18	1.35%	\$ 44,176.88	\$ 44,348.54	0.39%	\$ 4,782.24
MGS-S Customer 10686	5.20%	\$ 3,351.76	\$ 3,429.49	2.32%	\$ 8,863.95	\$ 8,941.68	0.88%	\$ 1,573.25
MGS-S Customer 10687	3.62%	\$ 7,585.26	\$ 7,688.42	1.36%	\$ 25,012.30	\$ 25,115.46	0.41%	\$ 2,956.74
MGS-S Customer 10688	3.72%	\$ 15,587.61	\$ 15,786.53	1.28%	\$ 61,190.24	\$ 61,389.16	0.33%	\$ 5,542.66
MGS-S Customer 10689	2.85%	\$ 5,726.07	\$ 5,797.04	1.24%	\$ 15,927.53	\$ 15,998.50	0.45%	\$ 2,561.97
MGS-S Customer 10690	4.41%	\$ 4,976.65	\$ 5,070.87	1.89%	\$ 16,008.12	\$ 16,102.34	0.59%	\$ 2,231.17
MGS-S Customer 10691	3.51%	\$ 16,146.26	\$ 16,346.65	1.24%	\$ 55,754.62	\$ 55,955.01	0.36%	\$ 5,910.19
MGS-S Customer 10692	5.63%	\$ 3,287.44	\$ 3,377.73	2.75%	\$ 7,732.64	\$ 7,822.93	1.17%	\$ 1,693.43
MGS-S Customer 10693	4.52%	\$ 5,855.50	\$ 5,964.65	1.86%	\$ 19,201.50	\$ 19,310.65	0.57%	\$ 2,521.64
MGS-S Customer 10694	3.61%	\$ 7,231.45	\$ 7,333.97	1.42%	\$ 27,765.20	\$ 27,867.72	0.37%	\$ 2,944.64
MGS-S Customer 10695	3.31%	\$ 4,676.80	\$ 4,745.79	1.48%	\$ 11,084.71	\$ 11,153.70	0.62%	\$ 2,154.60
MGS-S Customer 10696	4.46%	\$ 4,989.66	\$ 5,084.89	1.91%	\$ 17,018.20	\$ 17,113.43	0.56%	\$ 2,228.86
MGS-S Customer 10697	3.15%	\$ 4,776.76	\$ 4,843.80	1.40%	\$ 10,272.04	\$ 10,339.08	0.65%	\$ 2,195.11
MGS-S Customer 10698	3.86%	\$ 4,408.33	\$ 4,484.60	1.73%	\$ 12,146.27	\$ 12,222.54	0.63%	\$ 2,054.15
MGS-S Customer 10699	3.30%	\$ 4,362.35	\$ 4,424.27	1.42%	\$ 6,862.21	\$ 6,924.13	0.90%	\$ 1,939.90
MGS-S Customer 10700	3.31%	\$ 11,990.54	\$ 12,136.34	1.22%	\$ 38,367.16	\$ 38,512.96	0.38%	\$ 4,556.35
MGS-S Customer 10701	4.01%	\$ 5,784.48	\$ 5,875.24	1.57%	\$ 20,448.96	\$ 20,539.72	0.44%	\$ 2,351.66
MGS-S Customer 10702	3.83%	\$ 8,823.80	\$ 8,952.38	1.46%	\$ 31,643.97	\$ 31,772.55	0.41%	\$ 3,484.14
MGS-S Customer 10703	4.35%	\$ 5,671.21	\$ 5,774.41	1.82%	\$ 16,553.91	\$ 16,657.11	0.62%	\$ 2,474.04
MGS-S Customer 10704	3.56%	\$ 4,429.64	\$ 4,496.49	1.51%	\$ 10,067.87	\$ 10,134.72	0.66%	\$ 1,942.12
MGS-S Customer 10705	3.65%	\$ 4,287.46	\$ 4,359.15	1.67%	\$ 8,826.01	\$ 8,897.70	0.81%	\$ 2,033.93
MGS-S Customer 10706	3.56%	\$ 7,805.49	\$ 7,914.67	1.40%	\$ 23,797.83	\$ 23,907.01	0.46%	\$ 3,176.31
MGS-S Customer 10707	3.28%	\$ 16,299.39	\$ 16,485.83	1.14%	\$ 49,170.76	\$ 49,357.20	0.38%	\$ 5,875.34
MGS-S Customer 10708	3.31%	\$ 4,789.00	\$ 4,855.17	1.38%	\$ 10,412.60	\$ 10,478.77	0.64%	\$ 2,066.16
MGS-S Customer 10709	3.90%	\$ 5,294.85	\$ 5,383.44	1.67%	\$ 13,558.40	\$ 13,646.99	0.65%	\$ 2,359.29
MGS-S Customer 10710	4.11%	\$ 3,644.97	\$ 3,710.50	1.80%	\$ 11,028.46	\$ 11,093.99	0.59%	\$ 1,658.60
MGS-S Customer 10711	3.21%	\$ 10,586.86	\$ 10,713.32	1.19%	\$ 36,867.50	\$ 36,993.96	0.34%	\$ 4,068.06
MGS-S Customer 10712	4.27%	\$ 15,025.26	\$ 15,250.30	1.50%	\$ 58,957.35	\$ 59,182.39	0.38%	\$ 5,498.14
MGS-S Customer 10713	2.78%	\$ 7,480.26	\$ 7,563.78	1.12%	\$ 19,052.88	\$ 19,136.40	0.44%	\$ 3,089.45
MGS-S Customer 10714	4.41%	\$ 4,939.48	\$ 5,027.18	1.78%	\$ 16,856.61	\$ 16,944.31	0.52%	\$ 2,078.57
MGS-S Customer 10715	4.16%	\$ 8,022.07	\$ 8,152.12	1.62%	\$ 24,386.80	\$ 24,516.85	0.53%	\$ 3,253.11
MGS-S Customer 10716	4.21%	\$ 4,912.58	\$ 4,999.23	1.76%	\$ 6,002.88	\$ 6,089.53	1.44%	\$ 2,145.31
MGS-S Customer 10717	4.01%	\$ 12,578.46	\$ 12,766.04	1.49%	\$ 40,650.76	\$ 40,838.34	0.46%	\$ 4,862.23

Customer	Distribution % Difference	Delivery 8/24 Prices	Delivery 1/25 Prices	Delivery % Difference	Bundled 8/24 Prices	Bundled 1/25 Prices	Bundled % Difference	Distribution 1/25 Prices
MGS-S Customer 10718	3.72%	\$ 7,018.60	\$ 7,124.45	1.51%	\$ 16,726.44	\$ 16,832.29	0.63%	\$ 2,948.14
MGS-S Customer 10719	3.35%	\$ 13,457.93	\$ 13,622.66	1.22%	\$ 38,125.17	\$ 38,289.90	0.43%	\$ 5,079.27
MGS-S Customer 10720	4.35%	\$ 23,805.95	\$ 24,162.17	1.50%	\$ 68,359.64	\$ 68,715.86	0.52%	\$ 8,554.76
MGS-S Customer 10721	4.07%	\$ 6,134.75	\$ 6,238.92	1.70%	\$ 12,489.07	\$ 12,593.24	0.83%	\$ 2,666.20
MGS-S Customer 10722	5.81%	\$ 4,061.83	\$ 4,170.37	2.67%	\$ 6,750.34	\$ 6,858.88	1.61%	\$ 1,977.24
MGS-S Customer 10723	4.22%	\$ 7,286.84	\$ 7,404.99	1.62%	\$ 15,948.03	\$ 16,066.18	0.74%	\$ 2,918.78
MGS-S Customer 10724	3.36%	\$ 10,881.14	\$ 11,015.88	1.24%	\$ 41,211.29	\$ 41,346.03	0.33%	\$ 4,142.98
MGS-S Customer 10725	1.54%	\$ 2,310.30	\$ 2,329.05	0.81%	\$ 2,413.37	\$ 2,432.12	0.78%	\$ 1,238.65
MGS-S Customer 10726	3.42%	\$ 4,445.77	\$ 4,513.97	1.53%	\$ 12,577.69	\$ 12,645.89	0.54%	\$ 2,062.51
MGS-S Customer 10727	4.25%	\$ 4,791.88	\$ 4,881.04	1.86%	\$ 12,756.40	\$ 12,845.56	0.70%	\$ 2,187.85
MGS-S Customer 10728	4.45%	\$ 8,347.55	\$ 8,494.46	1.76%	\$ 13,794.38	\$ 13,941.29	1.06%	\$ 3,446.14
MGS-S Customer 10729	4.02%	\$ 14,647.08	\$ 14,860.75	1.46%	\$ 35,831.56	\$ 36,045.23	0.60%	\$ 5,525.27
MGS-S Customer 10730	4.69%	\$ 2,178.61	\$ 2,237.32	2.69%	\$ 5,677.93	\$ 5,736.64	1.03%	\$ 1,310.21
MGS-S Customer 10731	3.30%	\$ 4,804.06	\$ 4,874.29	1.46%	\$ 11,453.29	\$ 11,523.52	0.61%	\$ 2,197.12
MGS-S Customer 10732	4.83%	\$ 7,066.81	\$ 7,201.00	1.90%	\$ 24,983.35	\$ 25,117.54	0.54%	\$ 2,913.26
MGS-S Customer 10733	2.43%	\$ 42,068.47	\$ 42,409.21	0.81%	\$ 153,123.61	\$ 153,464.35	0.22%	\$ 14,388.72
MGS-S Customer 10734	5.08%	\$ 3,676.75	\$ 3,765.61	2.42%	\$ 6,385.83	\$ 6,474.69	1.39%	\$ 1,839.76
MGS-S Customer 10735	3.41%	\$ 2,529.23	\$ 2,576.46	1.87%	\$ 5,411.19	\$ 5,458.42	0.87%	\$ 1,433.07
MGS-S Customer 10736	3.85%	\$ 5,425.23	\$ 5,514.46	1.64%	\$ 13,053.47	\$ 13,142.70	0.68%	\$ 2,408.93
MGS-S Customer 10737	3.17%	\$ 11,345.23	\$ 11,478.43	1.17%	\$ 37,991.52	\$ 38,124.72	0.35%	\$ 4,328.83
MGS-S Customer 10738	3.59%	\$ 7,141.64	\$ 7,244.71	1.44%	\$ 19,541.53	\$ 19,644.60	0.53%	\$ 2,971.04
MGS-S Customer 10739	3.29%	\$ 63,874.09	\$ 64,553.11	1.06%	\$ 267,537.65	\$ 268,216.67	0.25%	\$ 21,340.74
MGS-S Customer 10740	3.86%	\$ 6,866.59	\$ 6,972.59	1.54%	\$ 23,090.09	\$ 23,196.09	0.46%	\$ 2,849.79
MGS-S Customer 10741	3.76%	\$ 10,606.53	\$ 10,753.90	1.39%	\$ 38,020.67	\$ 38,168.04	0.39%	\$ 4,071.51
MGS-S Customer 10742	2.80%	\$ 24,304.41	\$ 24,539.71	0.97%	\$ 75,421.40	\$ 75,656.70	0.31%	\$ 8,653.79
MGS-S Customer 10743	3.26%	\$ 18,365.38	\$ 18,574.93	1.14%	\$ 63,394.41	\$ 63,603.96	0.33%	\$ 6,640.28
MGS-S Customer 10744	3.53%	\$ 9,984.74	\$ 10,116.47	1.32%	\$ 35,744.34	\$ 35,876.07	0.37%	\$ 3,864.99
MGS-S Customer 10745	4.85%	\$ 14,879.43	\$ 15,138.82	1.74%	\$ 36,543.82	\$ 36,803.21	0.71%	\$ 5,612.26
MGS-S Customer 10746	4.25%	\$ 4,577.06	\$ 4,663.06	1.88%	\$ 12,978.30	\$ 13,064.30	0.66%	\$ 2,109.90
MGS-S Customer 10747	4.55%	\$ 10,606.66	\$ 10,782.61	1.66%	\$ 24,779.93	\$ 24,955.88	0.71%	\$ 4,039.08
MGS-S Customer 10748	3.52%	\$ 10,525.39	\$ 10,662.45	1.30%	\$ 40,109.17	\$ 40,246.23	0.34%	\$ 4,025.92
MGS-S Customer 10749	3.30%	\$ 15,832.43	\$ 16,018.96	1.18%	\$ 50,262.36	\$ 50,448.89	0.37%	\$ 5,835.23
MGS-S Customer 10750	4.25%	\$ 1,892.81	\$ 1,936.57	2.31%	\$ 5,722.13	\$ 5,765.89	0.76%	\$ 1,073.80
MGS-S Customer 10751	3.76%	\$ 3,999.15	\$ 4,070.05	1.77%	\$ 5,324.84	\$ 5,395.74	1.33%	\$ 1,956.84
MGS-S Customer 10752	2.56%	\$ 9,885.42	\$ 9,982.49	0.98%	\$ 25,827.49	\$ 25,924.56	0.38%	\$ 3,892.15
MGS-S Customer 10753	1.93%	\$ 50,797.88	\$ 51,131.63	0.66%	\$ 173,270.25	\$ 173,604.00	0.19%	\$ 17,609.57
MGS-S Customer 10754	3.89%	\$ 3,805.50	\$ 3,869.57	1.68%	\$ 11,508.24	\$ 11,572.31	0.56%	\$ 1,711.46
MGS-S Customer 10755	4.41%	\$ 4,245.76	\$ 4,324.95	1.87%	\$ 10,927.90	\$ 11,007.09	0.72%	\$ 1,874.02
MGS-S Customer 10756	3.88%	\$ 3,563.31	\$ 3,623.78	1.70%	\$ 12,463.54	\$ 12,524.01	0.49%	\$ 1,618.59
MGS-S Customer 10757	4.47%	\$ 4,897.88	\$ 4,988.70	1.85%	\$ 8,394.92	\$ 8,485.74	1.08%	\$ 2,124.21

Internal Use

Customer	Distribution % Difference	Delivery 8/24 Prices	Delivery 1/25 Prices	Delivery % Difference	Bundled 8/24 Prices	Bundled 1/25 Prices	Bundled % Difference	Distribution 1/25 Prices
MGS-S Customer 10758	3.99%	\$ 2,395.77	\$ 2,443.41	1.99%	\$ 7,044.70	\$ 7,092.34	0.68%	\$ 1,242.55
MGS-S Customer 10759	4.97%	\$ 2,098.67	\$ 2,159.38	2.89%	\$ 5,613.31	\$ 5,674.02	1.08%	\$ 1,282.95
MGS-S Customer 10760	3.63%	\$ 3,281.58	\$ 3,335.80	1.65%	\$ 8,071.51	\$ 8,125.73	0.67%	\$ 1,548.88
MGS-S Customer 10761	4.50%	\$ 2,180.28	\$ 2,230.58	2.31%	\$ 6,777.91	\$ 6,828.21	0.74%	\$ 1,169.10
MGS-S Customer 10762	2.84%	\$ 3,318.56	\$ 3,361.89	1.31%	\$ 6,395.45	\$ 6,438.78	0.68%	\$ 1,571.30
MGS-S Customer 10763	4.63%	\$ 1,654.04	\$ 1,698.29	2.68%	\$ 4,272.28	\$ 4,316.53	1.04%	\$ 1,000.00
MGS-S Customer 10764	4.49%	\$ 2,868.25	\$ 2,927.60	2.07%	\$ 11,378.72	\$ 11,438.07	0.52%	\$ 1,381.09
MGS-S Customer 10765	4.09%	\$ 3,120.89	\$ 3,179.51	1.88%	\$ 8,071.48	\$ 8,130.10	0.73%	\$ 1,493.24
MGS-S Customer 10766	3.94%	\$ 7,438.90	\$ 7,548.98	1.48%	\$ 25,250.89	\$ 25,360.97	0.44%	\$ 2,905.03
MGS-S Customer 10767	3.68%	\$ 21,659.40	\$ 21,932.48	1.26%	\$ 79,906.45	\$ 80,179.53	0.34%	\$ 7,698.66
MGS-S Customer 10768	3.90%	\$ 8,236.66	\$ 8,357.78	1.47%	\$ 19,580.76	\$ 19,701.88	0.62%	\$ 3,228.50
MGS-S Customer 10769	3.88%	\$ 6,565.02	\$ 6,664.48	1.51%	\$ 15,431.88	\$ 15,531.34	0.64%	\$ 2,663.94
MGS-S Customer 10770	3.71%	\$ 17,407.31	\$ 17,636.93	1.32%	\$ 47,920.28	\$ 48,149.90	0.48%	\$ 6,416.17
MGS-S Customer 10771	3.78%	\$ 8,807.13	\$ 8,932.67	1.43%	\$ 17,710.55	\$ 17,836.09	0.71%	\$ 3,443.65
MGS-S Customer 10772	3.59%	\$ 9,274.05	\$ 9,400.87	1.37%	\$ 29,747.24	\$ 29,874.06	0.43%	\$ 3,655.75
MGS-S Customer 10773	4.36%	\$ 3,288.53	\$ 3,358.31	2.12%	\$ 10,487.48	\$ 10,557.26	0.67%	\$ 1,669.85
MGS-S Customer 10774	3.33%	\$ 12,586.94	\$ 12,740.48	1.22%	\$ 38,858.90	\$ 39,012.44	0.40%	\$ 4,764.74
MGS-S Customer 10775	3.88%	\$ 9,783.71	\$ 9,919.14	1.38%	\$ 40,729.62	\$ 40,865.05	0.33%	\$ 3,627.78
MGS-S Customer 10776	2.56%	\$ 34,242.98	\$ 34,539.63	0.87%	\$ 116,585.95	\$ 116,882.60	0.25%	\$ 11,879.13
MGS-S Customer 10777	2.15%	\$ 39,222.29	\$ 39,509.36	0.73%	\$ 141,840.20	\$ 142,127.27	0.20%	\$ 13,663.31
MGS-S Customer 10778	2.85%	\$ 27,144.18	\$ 27,407.77	0.97%	\$ 98,408.14	\$ 98,671.73	0.27%	\$ 9,498.70
MGS-S Customer 10779	3.70%	\$ 6,869.70	\$ 6,970.56	1.47%	\$ 26,701.76	\$ 26,802.62	0.38%	\$ 2,824.30
MGS-S Customer 10780	4.93%	\$ 16,574.33	\$ 16,861.56	1.73%	\$ 60,508.71	\$ 60,795.94	0.47%	\$ 6,118.49
MGS-S Customer 10781	3.94%	\$ 6,275.15	\$ 6,374.59	1.58%	\$ 25,629.24	\$ 25,728.68	0.39%	\$ 2,622.06
MGS-S Customer 10782	2.20%	\$ 6,673.94	\$ 6,740.42	1.00%	\$ 14,576.42	\$ 14,642.90	0.46%	\$ 3,084.62
MGS-S Customer 10783	4.62%	\$ 7,379.29	\$ 7,513.92	1.82%	\$ 21,822.22	\$ 21,956.85	0.62%	\$ 3,045.72
MGS-S Customer 10784	4.87%	\$ 4,100.38	\$ 4,192.47	2.25%	\$ 7,119.00	\$ 7,211.09	1.29%	\$ 1,984.57
MGS-S Customer 10785	4.41%	\$ 3,554.60	\$ 3,623.98	1.95%	\$ 8,791.19	\$ 8,860.57	0.79%	\$ 1,643.37
MGS-S Customer 10786	2.10%	\$ 2,701.06	\$ 2,728.96	1.03%	\$ 5,240.46	\$ 5,268.36	0.53%	\$ 1,358.44
MGS-S Customer 10787	1.80%	\$ 12,751.33	\$ 12,847.89	0.76%	\$ 25,379.75	\$ 25,476.31	0.38%	\$ 5,472.14
MGS-S Customer 10788	4.32%	\$ 40,712.28	\$ 41,301.75	1.45%	\$ 113,178.30	\$ 113,767.77	0.52%	\$ 14,247.50
MGS-S Customer 10789	3.92%	\$ 6,587.15	\$ 6,690.29	1.57%	\$ 25,248.35	\$ 25,351.49	0.41%	\$ 2,735.49
MGS-S Customer 10790	4.15%	\$ 3,986.31	\$ 4,062.69	1.92%	\$ 10,631.88	\$ 10,708.26	0.72%	\$ 1,916.15
MGS-S Customer 10791	4.13%	\$ 5,277.33	\$ 5,365.32	1.67%	\$ 14,192.41	\$ 14,280.40	0.62%	\$ 2,216.43
MGS-S Customer 10792	3.72%	\$ 4,185.85	\$ 4,251.79	1.58%	\$ 12,372.27	\$ 12,438.21	0.53%	\$ 1,839.79
MGS-S Customer 10793	1.78%	\$ 2,658.72	\$ 2,682.22	0.88%	\$ 5,311.12	\$ 5,334.62	0.44%	\$ 1,342.05
MGS-S Customer 10794	4.59%	\$ 2,664.44	\$ 2,723.04	2.20%	\$ 7,526.36	\$ 7,584.96	0.78%	\$ 1,336.26
MGS-S Customer 10795	3.55%	\$ 8,886.05	\$ 9,007.51	1.37%	\$ 26,583.21	\$ 26,704.67	0.46%	\$ 3,544.28
MGS-S Customer 10796	3.42%	\$ 9,320.02	\$ 9,441.62	1.30%	\$ 29,544.69	\$ 29,666.29	0.41%	\$ 3,672.21
MGS-S Customer 10797	3.55%	\$ 55,338.25	\$ 55,972.54	1.15%	\$ 241,578.89	\$ 242,213.18	0.26%	\$ 18,506.20

Customer	Distribution % Difference	Delivery 8/24 Prices	Delivery 1/25 Prices	Delivery % Difference	Bundled 8/24 Prices	Bundled 1/25 Prices	Bundled % Difference	Distribution 1/25 Prices
MGS-S Customer 10798	4.16%	\$ 9,129.17	\$ 9,274.87	1.60%	\$ 24,224.77	\$ 24,370.47	0.60%	\$ 3,647.79
MGS-S Customer 10799	3.73%	\$ 10,067.93	\$ 10,209.81	1.41%	\$ 29,145.39	\$ 29,287.27	0.49%	\$ 3,943.04
MGS-S Customer 10800	3.20%	\$ 8,210.23	\$ 8,311.84	1.24%	\$ 29,134.19	\$ 29,235.80	0.35%	\$ 3,279.65
MGS-S Customer 10801	1.05%	\$ 43,274.27	\$ 43,421.40	0.34%	\$ 253,960.27	\$ 254,107.40	0.06%	\$ 14,104.66
MGS-S Customer 10802	4.74%	\$ 11,409.18	\$ 11,607.30	1.74%	\$ 36,272.95	\$ 36,471.07	0.55%	\$ 4,377.89
MGS-S Customer 10803	3.57%	\$ 20,594.05	\$ 20,847.39	1.23%	\$ 74,946.99	\$ 75,200.33	0.34%	\$ 7,353.86
MGS-S Customer 10804	5.34%	\$ 1,166.92	\$ 1,216.58	4.26%	\$ 1,611.75	\$ 1,661.41	3.08%	\$ 980.39
MGS-S Customer 10805	4.34%	\$ 3,761.38	\$ 3,832.14	1.88%	\$ 11,086.37	\$ 11,157.13	0.64%	\$ 1,700.37
MGS-S Customer 10806	4.24%	\$ 4,758.03	\$ 4,846.74	1.86%	\$ 12,332.57	\$ 12,421.28	0.72%	\$ 2,178.81
MGS-S Customer 10807	4.00%	\$ 6,936.34	\$ 7,041.01	1.51%	\$ 26,372.82	\$ 26,477.49	0.40%	\$ 2,718.86
MGS-S Customer 10808	3.95%	\$ 6,151.30	\$ 6,246.61	1.55%	\$ 16,775.42	\$ 16,870.73	0.57%	\$ 2,507.79
MGS-S Customer 10809	4.57%	\$ 9,068.29	\$ 9,221.82	1.69%	\$ 22,286.31	\$ 22,439.84	0.69%	\$ 3,509.65
MGS-S Customer 10810	4.18%	\$ 4,738.00	\$ 4,820.55	1.74%	\$ 9,640.94	\$ 9,723.49	0.86%	\$ 2,057.26
MGS-S Customer 10811	3.51%	\$ 3,797.66	\$ 3,860.93	1.67%	\$ 8,259.20	\$ 8,322.47	0.77%	\$ 1,863.48
MGS-S Customer 10812	2.43%	\$ 2,992.18	\$ 3,026.55	1.15%	\$ 7,308.15	\$ 7,342.52	0.47%	\$ 1,447.89
MGS-S Customer 10813	3.88%	\$ 4,630.98	\$ 4,709.92	1.70%	\$ 15,133.07	\$ 15,212.01	0.52%	\$ 2,112.15
MGS-S Customer 10814	4.27%	\$ 4,462.72	\$ 4,544.83	1.84%	\$ 21,847.14	\$ 21,929.25	0.38%	\$ 2,006.28
MGS-S Customer 10815	3.74%	\$ 6,717.26	\$ 6,812.40	1.42%	\$ 26,481.10	\$ 26,576.24	0.36%	\$ 2,638.79
MGS-S Customer 10816	3.51%	\$ 12,031.93	\$ 12,184.43	1.27%	\$ 49,696.32	\$ 49,848.82	0.31%	\$ 4,492.62
MGS-S Customer 10817	4.21%	\$ 2,769.48	\$ 2,824.72	1.99%	\$ 8,335.38	\$ 8,390.62	0.66%	\$ 1,366.82
MGS-S Customer 10818	1.95%	\$ 2,561.09	\$ 2,586.35	0.99%	\$ 3,668.99	\$ 3,694.25	0.69%	\$ 1,319.61
MGS-S Customer 10819	1.32%	\$ 3,870.27	\$ 3,893.04	0.59%	\$ 8,702.14	\$ 8,724.91	0.26%	\$ 1,744.87
MGS-S Customer 10820	4.02%	\$ 5,744.90	\$ 5,836.74	1.60%	\$ 14,792.30	\$ 14,884.14	0.62%	\$ 2,377.80
MGS-S Customer 10821	4.24%	\$ 2,494.15	\$ 2,546.19	2.09%	\$ 7,016.48	\$ 7,068.52	0.74%	\$ 1,278.39
MGS-S Customer 10822	3.55%	\$ 4,550.14	\$ 4,617.76	1.49%	\$ 12,090.97	\$ 12,158.59	0.56%	\$ 1,970.50
MGS-S Customer 10823	3.93%	\$ 5,647.96	\$ 5,739.60	1.62%	\$ 22,051.65	\$ 22,143.29	0.42%	\$ 2,424.55
MGS-S Customer 10824	4.07%	\$ 4,500.98	\$ 4,577.47	1.70%	\$ 12,030.27	\$ 12,106.76	0.64%	\$ 1,955.57
MGS-S Customer 10825	4.02%	\$ 6,303.06	\$ 6,401.00	1.55%	\$ 20,517.00	\$ 20,614.94	0.48%	\$ 2,535.49
MGS-S Customer 10826	3.11%	\$ 19,704.76	\$ 19,919.97	1.09%	\$ 61,251.03	\$ 61,466.24	0.35%	\$ 7,128.54
MGS-S Customer 10827	5.88%	\$ 3,639.47	\$ 3,739.39	2.75%	\$ 10,764.15	\$ 10,864.07	0.93%	\$ 1,798.24
MGS-S Customer 10828	4.02%	\$ 3,939.80	\$ 4,008.00	1.73%	\$ 10,970.56	\$ 11,038.76	0.62%	\$ 1,763.48
MGS-S Customer 10829	3.46%	\$ 6,562.31	\$ 6,654.43	1.40%	\$ 20,449.12	\$ 20,541.24	0.45%	\$ 2,758.10
MGS-S Customer 10830	3.93%	\$ 7,799.90	\$ 7,912.69	1.45%	\$ 32,106.64	\$ 32,219.43	0.35%	\$ 2,984.54
MGS-S Customer 10831	3.67%	\$ 14,807.64	\$ 14,989.97	1.23%	\$ 76,418.61	\$ 76,600.94	0.24%	\$ 5,156.90
MGS-S Customer 10832	3.67%	\$ 7,257.74	\$ 7,358.25	1.38%	\$ 25,526.22	\$ 25,626.73	0.39%	\$ 2,837.14
MGS-S Customer 10833	3.88%	\$ 3,107.98	\$ 3,163.46	1.79%	\$ 8,646.23	\$ 8,701.71	0.64%	\$ 1,483.95
MGS-S Customer 10834	3.90%	\$ 4,015.62	\$ 4,082.77	1.67%	\$ 11,408.71	\$ 11,475.86	0.59%	\$ 1,786.87
MGS-S Customer 10835	3.42%	\$ 43,879.82	\$ 44,384.87	1.15%	\$ 121,176.91	\$ 121,681.96	0.42%	\$ 15,292.99
MGS-S Customer 10836	3.35%	\$ 30,737.62	\$ 31,079.20	1.11%	\$ 131,911.24	\$ 132,252.82	0.26%	\$ 10,546.10
MGS-S Customer 10837	3.32%	\$ 4,568.96	\$ 4,631.71	1.37%	\$ 15,686.81	\$ 15,749.56	0.40%	\$ 1,950.72

Customer	Distribution % Difference	Delivery 8/24 Prices	Delivery 1/25 Prices	Delivery % Difference	Bundled 8/24 Prices	Bundled 1/25 Prices	Bundled % Difference	Distribution 1/25 Prices
MGS-S Customer 10838	4.07%	\$ 25,525.08	\$ 25,874.22	1.37%	\$ 101,373.30	\$ 101,722.44	0.34%	\$ 8,926.34
MGS-S Customer 10839	4.10%	\$ 8,302.75	\$ 8,435.86	1.60%	\$ 19,957.64	\$ 20,090.75	0.67%	\$ 3,383.88
MGS-S Customer 10840	3.57%	\$ 8,588.14	\$ 8,706.98	1.38%	\$ 24,733.48	\$ 24,852.32	0.48%	\$ 3,447.62
MGS-S Customer 10841	4.09%	\$ 3,135.22	\$ 3,199.57	2.05%	\$ 7,175.93	\$ 7,240.28	0.90%	\$ 1,637.96
MGS-S Customer 10842	3.75%	\$ 21,840.98	\$ 22,121.69	1.29%	\$ 79,685.82	\$ 79,966.53	0.35%	\$ 7,765.89
MGS-S Customer 10843	5.58%	\$ 1,935.56	\$ 2,000.92	3.38%	\$ 4,303.10	\$ 4,368.46	1.52%	\$ 1,235.74
MGS-S Customer 10844	1.25%	\$ 4,642.42	\$ 4,667.06	0.53%	\$ 11,103.46	\$ 11,128.10	0.22%	\$ 2,000.43
MGS-S Customer 10845	4.14%	\$ 14,716.07	\$ 14,930.23	1.46%	\$ 58,990.96	\$ 59,205.12	0.36%	\$ 5,386.55
MGS-S Customer 10846	4.55%	\$ 3,733.31	\$ 3,811.55	2.10%	\$ 14,958.57	\$ 15,036.81	0.52%	\$ 1,796.95
MGS-S Customer 10847	3.94%	\$ 5,416.15	\$ 5,500.64	1.56%	\$ 19,482.46	\$ 19,566.95	0.43%	\$ 2,227.30
MGS-S Customer 10848	3.71%	\$ 5,945.00	\$ 6,037.22	1.55%	\$ 14,710.28	\$ 14,802.50	0.63%	\$ 2,581.05
MGS-S Customer 10849	3.13%	\$ 52,406.90	\$ 52,938.95	1.02%	\$ 231,471.78	\$ 232,003.83	0.23%	\$ 17,529.03
MGS-S Customer 10850	4.02%	\$ 17,108.24	\$ 17,356.57	1.45%	\$ 31,953.38	\$ 32,201.71	0.78%	\$ 6,427.42
MGS-S Customer 10851	3.59%	\$ 5,154.41	\$ 5,234.98	1.56%	\$ 11,434.34	\$ 11,514.91	0.70%	\$ 2,322.99
MGS-S Customer 10852	2.97%	\$ 9,813.68	\$ 9,924.90	1.13%	\$ 28,461.51	\$ 28,572.73	0.39%	\$ 3,851.47
MGS-S Customer 10853	4.32%	\$ 3,007.49	\$ 3,073.36	2.19%	\$ 7,669.68	\$ 7,735.55	0.86%	\$ 1,589.81
MGS-S Customer 10854	3.88%	\$ 3,079.06	\$ 3,139.40	1.96%	\$ 7,379.94	\$ 7,440.28	0.82%	\$ 1,615.84
MGS-S Customer 10855	3.75%	\$ 4,954.68	\$ 5,031.32	1.55%	\$ 11,497.30	\$ 11,573.94	0.67%	\$ 2,119.22
MGS-S Customer 10856	3.48%	\$ 7,701.97	\$ 7,806.87	1.36%	\$ 26,059.46	\$ 26,164.36	0.40%	\$ 3,122.96
MGS-S Customer 10857	2.51%	\$ 2,430.20	\$ 2,464.01	1.39%	\$ 7,549.90	\$ 7,583.71	0.45%	\$ 1,380.14
MGS-S Customer 10858	1.58%	\$ 2,804.43	\$ 2,826.32	0.78%	\$ 2,804.43	\$ 2,826.32	0.78%	\$ 1,410.69
MGS-S Customer 10859	4.45%	\$ 4,306.91	\$ 4,392.85	2.00%	\$ 12,834.64	\$ 12,920.58	0.67%	\$ 2,015.72
MGS-S Customer 10860	3.39%	\$ 13,978.40	\$ 14,147.51	1.21%	\$ 52,105.90	\$ 52,275.01	0.32%	\$ 5,165.14
MGS-S Customer 10861	2.88%	\$ 10,386.53	\$ 10,499.92	1.09%	\$ 28,275.65	\$ 28,389.04	0.40%	\$ 4,055.09
MGS-S Customer 10862	0.53%	\$ 10,369.80	\$ 10,395.70	0.25%	\$ 11,878.08	\$ 11,903.98	0.22%	\$ 4,919.32
MGS-S Customer 10863	3.58%	\$ 4,884.48	\$ 4,955.95	1.46%	\$ 15,411.82	\$ 15,483.29	0.46%	\$ 2,065.76
MGS-S Customer 10864	2.57%	\$ 3,505.25	\$ 3,545.98	1.16%	\$ 7,723.75	\$ 7,764.48	0.53%	\$ 1,627.14
MGS-S Customer 10865	3.15%	\$ 2,859.58	\$ 2,902.79	1.51%	\$ 5,748.05	\$ 5,791.26	0.75%	\$ 1,414.12
MGS-S Customer 10866	4.79%	\$ 14,066.35	\$ 14,310.34	1.73%	\$ 34,738.93	\$ 34,982.92	0.70%	\$ 5,335.08
MGS-S Customer 10867	3.90%	\$ 4,039.97	\$ 4,107.39	1.67%	\$ 11,107.75	\$ 11,175.17	0.61%	\$ 1,797.63
MGS-S Customer 10868	3.79%	\$ 4,676.64	\$ 4,754.37	1.66%	\$ 15,102.29	\$ 15,180.02	0.51%	\$ 2,128.19
MGS-S Customer 10869	3.72%	\$ 40,357.44	\$ 40,852.32	1.23%	\$ 158,570.06	\$ 159,064.94	0.31%	\$ 13,781.73
MGS-S Customer 10870	4.23%	\$ 5,337.72	\$ 5,434.38	1.81%	\$ 12,633.11	\$ 12,729.77	0.77%	\$ 2,382.70
MGS-S Customer 10871	3.48%	\$ 15,577.94	\$ 15,774.33	1.26%	\$ 36,303.08	\$ 36,499.47	0.54%	\$ 5,846.08
MGS-S Customer 10872	3.27%	\$ 25,308.25	\$ 25,590.89	1.12%	\$ 88,381.79	\$ 88,664.43	0.32%	\$ 8,926.69
MGS-S Customer 10873	3.93%	\$ 3,835.44	\$ 3,901.16	1.71%	\$ 9,199.55	\$ 9,265.27	0.71%	\$ 1,738.63
MGS-S Customer 10874	4.20%	\$ 3,832.89	\$ 3,906.75	1.93%	\$ 15,018.73	\$ 15,092.59	0.49%	\$ 1,830.64
MGS-S Customer 10875	3.47%	\$ 12,436.93	\$ 12,595.61	1.28%	\$ 35,472.49	\$ 35,631.17	0.45%	\$ 4,736.88
MGS-S Customer 10876	4.18%	\$ 3,560.25	\$ 3,626.19	1.85%	\$ 8,858.20	\$ 8,924.14	0.74%	\$ 1,644.13
MGS-S Customer 10877	2.65%	\$ 23,403.60	\$ 23,617.13	0.91%	\$ 86,070.37	\$ 86,283.90	0.25%	\$ 8,256.56

Customer	Distribution % Difference	Delivery 8/24 Prices	Delivery 1/25 Prices	Delivery % Difference	Bundled 8/24 Prices	Bundled 1/25 Prices	Bundled % Difference	Distribution 1/25 Prices
MGS-S Customer 10878	3.67%	\$ 7,943.32	\$ 8,056.24	1.42%	\$ 28,881.79	\$ 28,994.71	0.39%	\$ 3,189.90
MGS-S Customer 10879	4.00%	\$ 9,982.12	\$ 10,131.35	1.49%	\$ 33,547.86	\$ 33,697.09	0.44%	\$ 3,883.42
MGS-S Customer 10880	3.02%	\$ 41,521.50	\$ 41,940.97	1.01%	\$ 139,696.84	\$ 140,116.31	0.30%	\$ 14,308.07
MGS-S Customer 10881	2.23%	\$ 59,669.19	\$ 60,118.40	0.75%	\$ 228,998.80	\$ 229,448.01	0.20%	\$ 20,590.97
MGS-S Customer 10882	3.02%	\$ 39,056.95	\$ 39,443.11	0.99%	\$ 179,482.43	\$ 179,868.59	0.22%	\$ 13,152.08
MGS-S Customer 10883	4.11%	\$ 4,328.34	\$ 4,409.22	1.87%	\$ 9,161.92	\$ 9,242.80	0.88%	\$ 2,048.01
MGS-S Customer 10884	1.65%	\$ 3,316.10	\$ 3,341.50	0.77%	\$ 6,693.16	\$ 6,718.56	0.38%	\$ 1,564.35
MGS-S Customer 10885	4.26%	\$ 5,206.90	\$ 5,301.47	1.82%	\$ 16,031.55	\$ 16,126.12	0.59%	\$ 2,312.21
MGS-S Customer 10886	3.78%	\$ 3,710.86	\$ 3,778.03	1.81%	\$ 6,843.74	\$ 6,910.91	0.98%	\$ 1,843.74
MGS-S Customer 10887	3.81%	\$ 4,337.94	\$ 4,412.61	1.72%	\$ 11,516.67	\$ 11,591.34	0.65%	\$ 2,033.43
MGS-S Customer 10888	3.54%	\$ 3,597.98	\$ 3,658.75	1.69%	\$ 10,272.12	\$ 10,332.89	0.59%	\$ 1,778.40
MGS-S Customer 10889	4.38%	\$ 12,436.66	\$ 12,627.33	1.53%	\$ 44,805.27	\$ 44,995.94	0.43%	\$ 4,546.06
MGS-S Customer 10890	5.43%	\$ 3,270.34	\$ 3,357.28	2.66%	\$ 7,731.19	\$ 7,818.13	1.12%	\$ 1,686.67
MGS-S Customer 10891	4.18%	\$ 9,852.13	\$ 10,001.61	1.52%	\$ 31,150.88	\$ 31,300.36	0.48%	\$ 3,722.48
MGS-S Customer 10892	3.61%	\$ 35,133.56	\$ 35,569.57	1.24%	\$ 75,601.18	\$ 76,037.19	0.58%	\$ 12,513.32
MGS-S Customer 10893	3.75%	\$ 9,675.65	\$ 9,813.77	1.43%	\$ 27,110.91	\$ 27,249.03	0.51%	\$ 3,818.32
MGS-S Customer 10894	3.37%	\$ 30,364.63	\$ 30,719.80	1.17%	\$ 73,254.64	\$ 73,609.81	0.48%	\$ 10,899.43
MGS-S Customer 10895	2.96%	\$ 47,259.46	\$ 47,750.49	1.04%	\$ 148,588.48	\$ 149,079.51	0.33%	\$ 17,079.23
MGS-S Customer 10896	3.69%	\$ 5,645.87	\$ 5,733.05	1.54%	\$ 18,664.16	\$ 18,751.34	0.47%	\$ 2,446.69
MGS-S Customer 10897	3.85%	\$ 5,360.82	\$ 5,443.95	1.55%	\$ 14,183.12	\$ 14,266.25	0.59%	\$ 2,244.83
MGS-S Customer 10898	3.56%	\$ 3,429.54	\$ 3,484.40	1.60%	\$ 8,769.88	\$ 8,824.74	0.63%	\$ 1,596.24
MGS-S Customer 10899	3.74%	\$ 4,544.25	\$ 4,614.93	1.56%	\$ 13,301.42	\$ 13,372.10	0.53%	\$ 1,960.58
MGS-S Customer 10900	4.76%	\$ 10,716.55	\$ 10,901.39	1.72%	\$ 44,904.24	\$ 45,089.08	0.41%	\$ 4,070.10
MGS-S Customer 10901	4.21%	\$ 3,397.96	\$ 3,467.57	2.05%	\$ 8,355.06	\$ 8,424.67	0.83%	\$ 1,723.39
MGS-S Customer 10902	2.92%	\$ 20,293.20	\$ 20,498.41	1.01%	\$ 76,282.40	\$ 76,487.61	0.27%	\$ 7,227.76
MGS-S Customer 10903	3.53%	\$ 19,247.33	\$ 19,482.81	1.22%	\$ 69,473.07	\$ 69,708.55	0.34%	\$ 6,913.95
MGS-S Customer 10904	3.76%	\$ 4,137.73	\$ 4,208.81	1.72%	\$ 11,788.83	\$ 11,859.91	0.60%	\$ 1,960.17
MGS-S Customer 10905	3.37%	\$ 12,257.66	\$ 12,407.95	1.23%	\$ 44,617.13	\$ 44,767.42	0.34%	\$ 4,607.44
MGS-S Customer 10906	4.13%	\$ 3,367.45	\$ 3,435.18	2.01%	\$ 9,094.34	\$ 9,162.07	0.74%	\$ 1,707.01
MGS-S Customer 10907	3.38%	\$ 29,897.95	\$ 30,236.59	1.13%	\$ 114,818.71	\$ 115,157.35	0.29%	\$ 10,370.01
MGS-S Customer 10908	3.84%	\$ 19,734.19	\$ 19,999.47	1.34%	\$ 57,619.45	\$ 57,884.73	0.46%	\$ 7,175.60
MGS-S Customer 10909	3.18%	\$ 50,709.05	\$ 51,238.23	1.04%	\$ 197,195.07	\$ 197,724.25	0.27%	\$ 17,164.48
MGS-S Customer 10910	3.36%	\$ 14,455.07	\$ 14,630.34	1.21%	\$ 44,195.62	\$ 44,370.89	0.40%	\$ 5,390.17
MGS-S Customer 10911	3.64%	\$ 3,720.04	\$ 3,783.71	1.71%	\$ 11,448.83	\$ 11,512.50	0.56%	\$ 1,813.76
MGS-S Customer 10912	3.44%	\$ 16,263.35	\$ 16,462.04	1.22%	\$ 52,443.80	\$ 52,642.49	0.38%	\$ 5,974.39
MGS-S Customer 10913	4.63%	\$ 13,450.08	\$ 13,675.94	1.68%	\$ 35,493.83	\$ 35,719.69	0.64%	\$ 5,108.61
MGS-S Customer 10914	4.11%	\$ 5,222.70	\$ 5,314.67	1.76%	\$ 13,933.02	\$ 14,024.99	0.66%	\$ 2,331.98
MGS-S Customer 10915	4.35%	\$ 9,210.07	\$ 9,366.01	1.69%	\$ 15,896.67	\$ 16,052.61	0.98%	\$ 3,737.23
MGS-S Customer 10916	3.97%	\$ 4,430.02	\$ 4,509.33	1.79%	\$ 10,077.04	\$ 10,156.35	0.79%	\$ 2,077.04
MGS-S Customer 10917	5.45%	\$ 15,105.62	\$ 15,402.95	1.97%	\$ 29,585.11	\$ 29,882.44	1.00%	\$ 5,749.40

Customer	Distribution % Difference	Delivery 8/24 Prices	Delivery 1/25 Prices	Delivery % Difference	Bundled 8/24 Prices	Bundled 1/25 Prices	Bundled % Difference	Distribution 1/25 Prices
MGS-S Customer 10918	4.88%	\$ 6,214.80	\$ 6,337.61	1.98%	\$ 21,249.61	\$ 21,372.42	0.58%	\$ 2,636.84
MGS-S Customer 10919	3.99%	\$ 6,558.56	\$ 6,658.46	1.52%	\$ 23,894.64	\$ 23,994.54	0.42%	\$ 2,602.15
MGS-S Customer 10920	4.09%	\$ 4,775.91	\$ 4,856.16	1.68%	\$ 13,330.72	\$ 13,410.97	0.60%	\$ 2,044.12
MGS-S Customer 10921	4.73%	\$ 4,794.14	\$ 4,887.03	1.94%	\$ 12,842.87	\$ 12,935.76	0.72%	\$ 2,056.78
MGS-S Customer 10922	3.94%	\$ 7,915.33	\$ 8,037.30	1.54%	\$ 23,960.35	\$ 24,082.32	0.51%	\$ 3,216.71
MGS-S Customer 10923	3.83%	\$ 4,521.20	\$ 4,598.95	1.72%	\$ 10,398.24	\$ 10,475.99	0.75%	\$ 2,106.56
MGS-S Customer 10924	4.48%	\$ 11,173.34	\$ 11,356.97	1.64%	\$ 37,390.00	\$ 37,573.63	0.49%	\$ 4,283.71
MGS-S Customer 10925	2.87%	\$ 9,293.36	\$ 9,395.06	1.09%	\$ 32,018.12	\$ 32,119.82	0.32%	\$ 3,640.97
MGS-S Customer 10926	2.93%	\$ 21,567.62	\$ 21,787.92	1.02%	\$ 66,843.46	\$ 67,063.76	0.33%	\$ 7,746.62
MGS-S Customer 10927	3.32%	\$ 17,847.22	\$ 18,055.28	1.17%	\$ 61,203.43	\$ 61,411.49	0.34%	\$ 6,472.81
MGS-S Customer 10928	3.54%	\$ 3,710.21	\$ 3,768.06	1.56%	\$ 8,993.76	\$ 9,051.61	0.64%	\$ 1,694.21
MGS-S Customer 10929	3.61%	\$ 5,670.02	\$ 5,755.34	1.50%	\$ 19,694.86	\$ 19,780.18	0.43%	\$ 2,447.52
MGS-S Customer 10930	3.98%	\$ 3,325.69	\$ 3,389.69	1.92%	\$ 11,638.94	\$ 11,702.94	0.55%	\$ 1,673.55
MGS-S Customer 10931	3.56%	\$ 11,320.24	\$ 11,466.84	1.30%	\$ 46,714.55	\$ 46,861.15	0.31%	\$ 4,261.56
MGS-S Customer 10932	3.84%	\$ 7,698.08	\$ 7,811.14	1.47%	\$ 16,626.19	\$ 16,739.25	0.68%	\$ 3,057.76
MGS-S Customer 10933	3.25%	\$ 21,546.47	\$ 21,786.63	1.11%	\$ 82,828.36	\$ 83,068.52	0.29%	\$ 7,630.98
MGS-S Customer 10934	4.14%	\$ 5,684.90	\$ 5,783.71	1.74%	\$ 15,148.10	\$ 15,246.91	0.65%	\$ 2,487.79
MGS-S Customer 10935	3.34%	\$ 18,798.78	\$ 19,014.86	1.15%	\$ 80,208.65	\$ 80,424.73	0.27%	\$ 6,675.99
MGS-S Customer 10936	2.92%	\$ 22,208.31	\$ 22,430.50	1.00%	\$ 88,481.24	\$ 88,703.43	0.25%	\$ 7,820.36
MGS-S Customer 10937	4.25%	\$ 10,265.14	\$ 10,423.55	1.54%	\$ 28,515.33	\$ 28,673.74	0.56%	\$ 3,888.55
MGS-S Customer 10938	3.85%	\$ 2,817.38	\$ 2,868.38	1.81%	\$ 9,404.68	\$ 9,455.68	0.54%	\$ 1,375.22
MGS-S Customer 10939	3.44%	\$ 5,642.66	\$ 5,724.97	1.46%	\$ 14,025.27	\$ 14,107.58	0.59%	\$ 2,477.15
MGS-S Customer 10940	3.40%	\$ 7,921.31	\$ 8,026.14	1.32%	\$ 27,209.02	\$ 27,313.85	0.39%	\$ 3,192.13
MGS-S Customer 10941	6.17%	\$ 6,116.98	\$ 6,266.75	2.45%	\$ 7,179.63	\$ 7,329.40	2.09%	\$ 2,575.38
MGS-S Customer 10942	3.73%	\$ 6,808.31	\$ 6,905.67	1.43%	\$ 21,093.21	\$ 21,190.57	0.46%	\$ 2,709.32
MGS-S Customer 10943	4.78%	\$ 3,970.71	\$ 4,051.28	2.03%	\$ 12,373.32	\$ 12,453.89	0.65%	\$ 1,767.24
MGS-S Customer 10944	5.13%	\$ 3,686.75	\$ 3,775.02	2.39%	\$ 11,108.63	\$ 11,196.90	0.79%	\$ 1,809.89
MGS-S Customer 10945	4.68%	\$ 7,259.63	\$ 7,389.90	1.79%	\$ 15,424.23	\$ 15,554.50	0.84%	\$ 2,915.57
MGS-S Customer 10946	2.72%	\$ 29,022.57	\$ 29,285.64	0.91%	\$ 129,035.27	\$ 129,298.34	0.20%	\$ 9,944.66
MGS-S Customer 10947	3.66%	\$ 7,366.73	\$ 7,468.59	1.38%	\$ 24,694.02	\$ 24,795.88	0.41%	\$ 2,881.70
MGS-S Customer 10948	3.55%	\$ 5,611.95	\$ 5,696.18	1.50%	\$ 15,191.82	\$ 15,276.05	0.55%	\$ 2,458.54
MGS-S Customer 10949	4.15%	\$ 3,062.26	\$ 3,120.85	1.91%	\$ 8,484.19	\$ 8,542.78	0.69%	\$ 1,469.67
MGS-S Customer 10950	3.69%	\$ 18,471.63	\$ 18,709.65	1.29%	\$ 63,272.13	\$ 63,510.15	0.38%	\$ 6,684.89
MGS-S Customer 10951	3.01%	\$ 54,395.76	\$ 54,930.36	0.98%	\$ 217,564.28	\$ 218,098.88	0.25%	\$ 18,321.16
MGS-S Customer 10952	4.63%	\$ 4,823.01	\$ 4,920.26	2.02%	\$ 13,196.25	\$ 13,293.50	0.74%	\$ 2,197.52
MGS-S Customer 10953	3.46%	\$ 18,767.21	\$ 18,988.99	1.18%	\$ 83,897.50	\$ 84,119.28	0.26%	\$ 6,640.15
MGS-S Customer 10954	3.83%	\$ 4,374.97	\$ 4,445.47	1.61%	\$ 11,941.51	\$ 12,012.01	0.59%	\$ 1,910.47
MGS-S Customer 10955	3.81%	\$ 5,334.48	\$ 5,419.76	1.60%	\$ 20,453.28	\$ 20,538.56	0.42%	\$ 2,323.95
MGS-S Customer 10956	3.37%	\$ 13,216.41	\$ 13,377.77	1.22%	\$ 43,647.11	\$ 43,808.47	0.37%	\$ 4,954.53
MGS-S Customer 10957	3.67%	\$ 5,548.70	\$ 5,630.99	1.48%	\$ 11,810.35	\$ 11,892.64	0.70%	\$ 2,327.56

Internal Use

Customer	Distribution % Difference	Delivery 8/24 Prices	Delivery 1/25 Prices	Delivery % Difference	Bundled 8/24 Prices	Bundled 1/25 Prices	Bundled % Difference	Distribution 1/25 Prices
MGS-S Customer 10958	1.14%	\$ 3,838.43	\$ 3,857.88	0.51%	\$ 9,275.90	\$ 9,295.35	0.21%	\$ 1,728.87
MGS-S Customer 10959	4.02%	\$ 5,774.64	\$ 5,871.46	1.68%	\$ 17,214.72	\$ 17,311.54	0.56%	\$ 2,504.41
MGS-S Customer 10960	3.69%	\$ 10,382.06	\$ 10,523.77	1.36%	\$ 38,678.31	\$ 38,820.02	0.37%	\$ 3,986.53
MGS-S Customer 10961	3.81%	\$ 4,688.91	\$ 4,761.96	1.56%	\$ 16,379.57	\$ 16,452.62	0.45%	\$ 1,990.39
MGS-S Customer 10962	3.69%	\$ 4,531.54	\$ 4,606.06	1.64%	\$ 12,439.04	\$ 12,513.56	0.60%	\$ 2,095.11
MGS-S Customer 10963	4.01%	\$ 6,341.45	\$ 6,446.47	1.66%	\$ 14,641.56	\$ 14,746.58	0.72%	\$ 2,724.06
MGS-S Customer 10964	2.76%	\$ 4,265.90	\$ 4,316.45	1.18%	\$ 9,858.19	\$ 9,908.74	0.51%	\$ 1,882.29
MGS-S Customer 10965	3.82%	\$ 3,528.35	\$ 3,588.13	1.69%	\$ 9,672.54	\$ 9,732.32	0.62%	\$ 1,625.79
MGS-S Customer 10966	3.00%	\$ 7,055.14	\$ 7,140.26	1.21%	\$ 21,479.79	\$ 21,564.91	0.40%	\$ 2,922.93
MGS-S Customer 10967	3.37%	\$ 5,312.45	\$ 5,389.36	1.45%	\$ 14,229.13	\$ 14,306.04	0.54%	\$ 2,358.17
MGS-S Customer 10968	3.61%	\$ 11,454.00	\$ 11,605.57	1.32%	\$ 41,448.21	\$ 41,599.78	0.37%	\$ 4,346.89
MGS-S Customer 10969	3.74%	\$ 8,621.84	\$ 8,744.37	1.42%	\$ 33,034.96	\$ 33,157.49	0.37%	\$ 3,401.84
MGS-S Customer 10970	3.17%	\$ 21,488.34	\$ 21,721.74	1.09%	\$ 85,480.56	\$ 85,713.96	0.27%	\$ 7,590.32
MGS-S Customer 10971	3.16%	\$ 6,403.66	\$ 6,486.67	1.30%	\$ 19,116.06	\$ 19,199.07	0.43%	\$ 2,709.57
MGS-S Customer 10972	4.13%	\$ 4,667.64	\$ 4,746.74	1.69%	\$ 14,750.27	\$ 14,829.37	0.54%	\$ 1,995.72
MGS-S Customer 10973	3.73%	\$ 24,607.35	\$ 24,918.68	1.27%	\$ 92,534.81	\$ 92,846.14	0.34%	\$ 8,656.86
MGS-S Customer 10974	5.24%	\$ 7,385.19	\$ 7,539.49	2.09%	\$ 15,027.14	\$ 15,181.44	1.03%	\$ 3,100.03
MGS-S Customer 10975	4.06%	\$ 5,654.90	\$ 5,751.53	1.71%	\$ 15,239.79	\$ 15,336.42	0.63%	\$ 2,476.09
MGS-S Customer 10976	3.62%	\$ 6,453.15	\$ 6,549.15	1.49%	\$ 16,664.67	\$ 16,760.67	0.58%	\$ 2,747.16
MGS-S Customer 10977	3.62%	\$ 4,091.37	\$ 4,154.40	1.54%	\$ 12,520.94	\$ 12,583.97	0.50%	\$ 1,804.81
MGS-S Customer 10978	3.31%	\$ 17,581.84	\$ 17,782.92	1.14%	\$ 76,395.63	\$ 76,596.71	0.26%	\$ 6,270.75
MGS-S Customer 10979	4.46%	\$ 3,345.35	\$ 3,412.34	2.00%	\$ 8,882.22	\$ 8,949.21	0.75%	\$ 1,568.48
MGS-S Customer 10980	4.11%	\$ 9,762.86	\$ 9,916.97	1.58%	\$ 19,263.77	\$ 19,417.88	0.80%	\$ 3,907.87
MGS-S Customer 10981	3.90%	\$ 11,252.93	\$ 11,410.72	1.40%	\$ 51,217.79	\$ 51,375.58	0.31%	\$ 4,208.61
MGS-S Customer 10982	3.46%	\$ 6,595.21	\$ 6,687.43	1.40%	\$ 21,707.27	\$ 21,799.49	0.42%	\$ 2,760.85
MGS-S Customer 10983	5.90%	\$ 6,350.21	\$ 6,483.66	2.10%	\$ 62,929.01	\$ 63,062.46	0.21%	\$ 2,393.32
MGS-S Customer 10984	3.44%	\$ 9,167.13	\$ 9,288.22	1.32%	\$ 25,769.64	\$ 25,890.73	0.47%	\$ 3,644.82
MGS-S Customer 10985	5.93%	\$ 4,001.19	\$ 4,102.47	2.53%	\$ 8,649.44	\$ 8,750.72	1.17%	\$ 1,808.80
MGS-S Customer 10986	4.35%	\$ 24,390.57	\$ 24,748.97	1.47%	\$ 91,065.70	\$ 91,424.10	0.39%	\$ 8,601.28
MGS-S Customer 10987	4.54%	\$ 4,777.30	\$ 4,872.30	1.99%	\$ 12,352.07	\$ 12,447.07	0.77%	\$ 2,186.86
MGS-S Customer 10988	5.16%	\$ 824.29	\$ 856.76	3.94%	\$ 10,365.88	\$ 10,398.35	0.31%	\$ 662.11
MGS-S Customer 10989	3.44%	\$ 4,718.00	\$ 4,789.89	1.52%	\$ 12,234.84	\$ 12,306.73	0.59%	\$ 2,161.66
MGS-S Customer 10990	4.01%	\$ 5,752.35	\$ 5,848.43	1.67%	\$ 18,216.23	\$ 18,312.31	0.53%	\$ 2,489.34
MGS-S Customer 10991	3.93%	\$ 9,779.70	\$ 9,918.77	1.42%	\$ 33,615.10	\$ 33,754.17	0.41%	\$ 3,677.29
MGS-S Customer 10992	4.87%	\$ 11,326.47	\$ 11,530.56	1.80%	\$ 30,138.84	\$ 30,342.93	0.68%	\$ 4,393.28
MGS-S Customer 10993	3.46%	\$ 9,610.34	\$ 9,735.34	1.30%	\$ 34,778.86	\$ 34,903.86	0.36%	\$ 3,738.38
MGS-S Customer 10994	4.21%	\$ 3,515.93	\$ 3,585.81	1.99%	\$ 13,114.88	\$ 13,184.76	0.53%	\$ 1,731.49
MGS-S Customer 10995	3.72%	\$ 5,887.88	\$ 5,972.75	1.44%	\$ 23,604.69	\$ 23,689.56	0.36%	\$ 2,364.56
MGS-S Customer 10996	3.58%	\$ 5,761.03	\$ 5,846.99	1.49%	\$ 18,577.76	\$ 18,663.72	0.46%	\$ 2,487.60
MGS-S Customer 10997	5.07%	\$ 2,290.47	\$ 2,356.71	2.89%	\$ 2,642.40	\$ 2,708.64	2.51%	\$ 1,372.68

Internal Use

Customer	Distribution % Difference	Delivery 8/24 Prices	Delivery 1/25 Prices	Delivery % Difference	Bundled 8/24 Prices	Bundled 1/25 Prices	Bundled % Difference	Distribution 1/25 Prices
MGS-S Customer 10998	4.27%	\$ 3,937.16	\$ 4,014.93	1.98%	\$ 10,752.99	\$ 10,830.76	0.72%	\$ 1,898.29
MGS-S Customer 10999	3.98%	\$ 7,888.42	\$ 8,009.94	1.54%	\$ 9,835.47	\$ 9,956.99	1.24%	\$ 3,174.54
MGS-S Customer 11000	3.65%	\$ 33,642.57	\$ 34,069.91	1.27%	\$ 94,586.24	\$ 95,013.58	0.45%	\$ 12,126.12
MGS-S Customer 11001	3.92%	\$ 3,653.76	\$ 3,716.65	1.72%	\$ 10,389.15	\$ 10,452.04	0.61%	\$ 1,665.61
MGS-S Customer 11002	3.71%	\$ 20,818.35	\$ 21,075.76	1.24%	\$ 89,321.70	\$ 89,579.11	0.29%	\$ 7,200.45
MGS-S Customer 11003	3.72%	\$ 9,457.68	\$ 9,588.71	1.39%	\$ 21,203.98	\$ 21,335.01	0.62%	\$ 3,649.47
MGS-S Customer 11004	5.17%	\$ 10,269.40	\$ 10,463.27	1.89%	\$ 42,927.56	\$ 43,121.43	0.45%	\$ 3,944.17
MGS-S Customer 11005	4.50%	\$ 4,537.80	\$ 4,621.58	1.85%	\$ 15,507.57	\$ 15,591.35	0.54%	\$ 1,945.67
MGS-S Customer 11006	3.75%	\$ 5,260.73	\$ 5,339.79	1.50%	\$ 17,144.95	\$ 17,224.01	0.46%	\$ 2,187.80
MGS-S Customer 11007	3.62%	\$ 10,690.69	\$ 10,833.30	1.33%	\$ 41,688.14	\$ 41,830.75	0.34%	\$ 4,076.98
MGS-S Customer 11008	3.68%	\$ 6,001.66	\$ 6,087.47	1.43%	\$ 21,592.48	\$ 21,678.29	0.40%	\$ 2,419.03
MGS-S Customer 11009	3.42%	\$ 5,416.15	\$ 5,495.86	1.47%	\$ 12,198.84	\$ 12,278.55	0.65%	\$ 2,409.63
MGS-S Customer 11010	4.49%	\$ 4,658.08	\$ 4,744.96	1.87%	\$ 10,923.50	\$ 11,010.38	0.80%	\$ 2,021.03
MGS-S Customer 11011	3.42%	\$ 19,246.65	\$ 19,477.58	1.20%	\$ 58,439.09	\$ 58,670.02	0.40%	\$ 6,990.43
MGS-S Customer 11012	1.91%	\$ 11,583.51	\$ 11,666.90	0.72%	\$ 31,986.43	\$ 32,069.82	0.26%	\$ 4,444.03
MGS-S Customer 11013	4.08%	\$ 4,533.33	\$ 4,609.27	1.68%	\$ 16,261.92	\$ 16,337.86	0.47%	\$ 1,937.05
MGS-S Customer 11014	4.14%	\$ 6,561.20	\$ 6,673.87	1.72%	\$ 10,501.01	\$ 10,613.68	1.07%	\$ 2,832.35
MGS-S Customer 11015	0.76%	\$ 14,999.71	\$ 15,046.81	0.31%	\$ 33,300.18	\$ 33,347.28	0.14%	\$ 6,281.86
MGS-S Customer 11016	2.83%	\$ 3,606.48	\$ 3,655.68	1.36%	\$ 9,097.99	\$ 9,147.19	0.54%	\$ 1,787.10
MGS-S Customer 11017	3.21%	\$ 10,050.65	\$ 10,173.00	1.22%	\$ 29,457.08	\$ 29,579.43	0.42%	\$ 3,930.42
MGS-S Customer 11018	4.04%	\$ 9,830.09	\$ 9,980.11	1.53%	\$ 29,382.89	\$ 29,532.91	0.51%	\$ 3,859.37
MGS-S Customer 11019	3.91%	\$ 4,821.98	\$ 4,903.43	1.69%	\$ 17,406.52	\$ 17,487.97	0.47%	\$ 2,163.99
MGS-S Customer 11020	3.55%	\$ 23,633.52	\$ 23,920.39	1.21%	\$ 83,827.62	\$ 84,114.49	0.34%	\$ 8,369.65
MGS-S Customer 11021	3.60%	\$ 4,651.52	\$ 4,726.75	1.62%	\$ 8,610.64	\$ 8,685.87	0.87%	\$ 2,164.51
MGS-S Customer 11022	4.54%	\$ 3,256.57	\$ 3,322.38	2.02%	\$ 11,860.74	\$ 11,926.55	0.55%	\$ 1,515.95
MGS-S Customer 11023	3.74%	\$ 4,971.86	\$ 5,048.19	1.54%	\$ 12,554.40	\$ 12,630.73	0.61%	\$ 2,117.75
MGS-S Customer 11024	3.68%	\$ 8,569.06	\$ 8,684.43	1.35%	\$ 32,340.47	\$ 32,455.84	0.36%	\$ 3,254.46
MGS-S Customer 11025	4.03%	\$ 5,477.02	\$ 5,565.47	1.61%	\$ 14,837.84	\$ 14,926.29	0.60%	\$ 2,282.35
MGS-S Customer 11026	4.52%	\$ 4,383.56	\$ 4,466.59	1.89%	\$ 11,473.62	\$ 11,556.65	0.72%	\$ 1,919.58
MGS-S Customer 11027	3.61%	\$ 5,736.12	\$ 5,823.70	1.53%	\$ 13,307.92	\$ 13,395.50	0.66%	\$ 2,516.30
MGS-S Customer 11028	3.49%	\$ 5,702.58	\$ 5,786.86	1.48%	\$ 14,206.20	\$ 14,290.48	0.59%	\$ 2,497.42
MGS-S Customer 11029	3.62%	\$ 6,020.62	\$ 6,110.52	1.49%	\$ 19,190.31	\$ 19,280.21	0.47%	\$ 2,575.62
MGS-S Customer 11030	3.18%	\$ 13,372.97	\$ 13,528.45	1.16%	\$ 38,117.91	\$ 38,273.39	0.41%	\$ 5,047.33
MGS-S Customer 11031	4.99%	\$ 4,972.27	\$ 5,078.24	2.13%	\$ 16,496.67	\$ 16,602.64	0.64%	\$ 2,228.80
MGS-S Customer 11032	4.26%	\$ 3,790.71	\$ 3,866.33	1.99%	\$ 10,350.93	\$ 10,426.55	0.73%	\$ 1,849.05
MGS-S Customer 11033	5.93%	\$ 3,908.73	\$ 4,016.58	2.76%	\$ 6,170.12	\$ 6,277.97	1.75%	\$ 1,927.23
MGS-S Customer 11034	3.67%	\$ 5,152.83	\$ 5,233.82	1.57%	\$ 15,975.88	\$ 16,056.87	0.51%	\$ 2,290.54
MGS-S Customer 11035	3.97%	\$ 8,562.90	\$ 8,693.63	1.53%	\$ 27,672.01	\$ 27,802.74	0.47%	\$ 3,420.67
MGS-S Customer 11036	3.38%	\$ 13,059.54	\$ 13,219.39	1.22%	\$ 44,102.69	\$ 44,262.54	0.36%	\$ 4,895.71
MGS-S Customer 11037	2.89%	\$ 1,877.95	\$ 1,908.23	1.61%	\$ 3,992.97	\$ 4,023.25	0.76%	\$ 1,077.75

Customer	Distribution % Difference	Delivery 8/24 Prices	Delivery 1/25 Prices	Delivery % Difference	Bundled 8/24 Prices	Bundled 1/25 Prices	Bundled % Difference	Distribution 1/25 Prices
MGS-S Customer 11038	3.32%	\$ 20,605.77	\$ 20,840.94	1.14%	\$ 79,904.04	\$ 80,139.21	0.29%	\$ 7,319.03
MGS-S Customer 11039	3.53%	\$ 17,395.80	\$ 17,611.36	1.24%	\$ 60,468.63	\$ 60,684.19	0.36%	\$ 6,320.61
MGS-S Customer 11040	4.10%	\$ 4,006.54	\$ 4,075.14	1.71%	\$ 17,154.52	\$ 17,223.12	0.40%	\$ 1,743.52
MGS-S Customer 11041	3.34%	\$ 10,429.13	\$ 10,560.24	1.26%	\$ 31,407.94	\$ 31,539.05	0.42%	\$ 4,051.97
MGS-S Customer 11042	3.75%	\$ 7,336.60	\$ 7,441.16	1.43%	\$ 21,971.60	\$ 22,076.16	0.48%	\$ 2,890.86
MGS-S Customer 11043	3.46%	\$ 7,566.51	\$ 7,668.93	1.35%	\$ 27,637.61	\$ 27,740.03	0.37%	\$ 3,063.57
MGS-S Customer 11044	3.76%	\$ 8,772.10	\$ 8,896.74	1.42%	\$ 16,438.39	\$ 16,563.03	0.76%	\$ 3,440.07
MGS-S Customer 11045	3.68%	\$ 4,859.35	\$ 4,938.11	1.62%	\$ 10,983.43	\$ 11,062.19	0.72%	\$ 2,221.80
MGS-S Customer 11046	3.94%	\$ 5,751.90	\$ 5,843.24	1.59%	\$ 10,656.10	\$ 10,747.44	0.86%	\$ 2,409.29
MGS-S Customer 11047	3.83%	\$ 11,200.32	\$ 11,358.30	1.41%	\$ 38,541.33	\$ 38,699.31	0.41%	\$ 4,279.41
MGS-S Customer 11048	1.84%	\$ 2,650.48	\$ 2,674.71	0.91%	\$ 5,442.63	\$ 5,466.86	0.45%	\$ 1,338.38
MGS-S Customer 11049	3.25%	\$ 8,278.30	\$ 8,383.27	1.27%	\$ 25,225.89	\$ 25,330.86	0.42%	\$ 3,333.32
MGS-S Customer 11050	3.81%	\$ 5,871.93	\$ 5,966.84	1.62%	\$ 15,710.03	\$ 15,804.94	0.60%	\$ 2,586.01
MGS-S Customer 11051	2.89%	\$ 49,340.18	\$ 49,809.70	0.95%	\$ 221,434.97	\$ 221,904.49	0.21%	\$ 16,720.22
MGS-S Customer 11052	0.92%	\$ 5,057.60	\$ 5,077.15	0.39%	\$ 11,924.39	\$ 11,943.94	0.16%	\$ 2,139.79
MGS-S Customer 11053	0.34%	\$ 4,459.86	\$ 4,466.42	0.15%	\$ 9,733.59	\$ 9,740.15	0.07%	\$ 1,941.74
MGS-S Customer 11054	0.12%	\$ 6,901.67	\$ 6,905.03	0.05%	\$ 13,995.16	\$ 13,998.52	0.02%	\$ 2,771.34
MGS-S Customer 11055	3.58%	\$ 5,723.58	\$ 5,804.56	1.41%	\$ 18,615.04	\$ 18,696.02	0.44%	\$ 2,340.95
MGS-S Customer 11056	2.40%	\$ 3,083.71	\$ 3,118.08	1.11%	\$ 9,603.59	\$ 9,637.96	0.36%	\$ 1,463.97
MGS-S Customer 11057	3.96%	\$ 4,933.04	\$ 5,018.13	1.72%	\$ 12,809.35	\$ 12,894.44	0.66%	\$ 2,236.31
MGS-S Customer 11058	3.47%	\$ 5,231.02	\$ 5,304.94	1.41%	\$ 13,277.24	\$ 13,351.16	0.56%	\$ 2,203.44
MGS-S Customer 11059	3.78%	\$ 9,225.54	\$ 9,358.93	1.45%	\$ 26,168.56	\$ 26,301.95	0.51%	\$ 3,665.32
MGS-S Customer 11060	3.67%	\$ 9,152.99	\$ 9,281.50	1.40%	\$ 27,206.65	\$ 27,335.16	0.47%	\$ 3,631.36
MGS-S Customer 11061	4.25%	\$ 6,542.61	\$ 6,649.07	1.63%	\$ 21,774.99	\$ 21,881.45	0.49%	\$ 2,612.92
MGS-S Customer 11062	4.66%	\$ 3,422.47	\$ 3,498.96	2.23%	\$ 10,367.30	\$ 10,443.79	0.74%	\$ 1,719.38
MGS-S Customer 11063	3.55%	\$ 26,619.08	\$ 26,937.80	1.20%	\$ 102,252.49	\$ 102,571.21	0.31%	\$ 9,298.85
MGS-S Customer 11064	3.44%	\$ 3,474.95	\$ 3,529.15	1.56%	\$ 6,514.36	\$ 6,568.56	0.83%	\$ 1,627.98
MGS-S Customer 11065	3.56%	\$ 6,333.27	\$ 6,420.43	1.38%	\$ 22,055.95	\$ 22,143.11	0.40%	\$ 2,532.90
MGS-S Customer 11066	2.94%	\$ 1,708.18	\$ 1,737.48	1.72%	\$ 2,955.48	\$ 2,984.78	0.99%	\$ 1,025.03
MGS-S Customer 11067	3.87%	\$ 10,433.07	\$ 10,577.92	1.39%	\$ 36,078.75	\$ 36,223.60	0.40%	\$ 3,891.42
MGS-S Customer 11068	3.23%	\$ 5,899.25	\$ 5,978.69	1.35%	\$ 18,186.25	\$ 18,265.69	0.44%	\$ 2,537.61
MGS-S Customer 11069	2.69%	\$ 3,082.68	\$ 3,124.99	1.37%	\$ 7,482.52	\$ 7,524.83	0.57%	\$ 1,612.39
MGS-S Customer 11070	5.96%	\$ 3,444.03	\$ 3,532.87	2.58%	\$ 12,946.77	\$ 13,035.61	0.69%	\$ 1,579.47
MGS-S Customer 11071	3.61%	\$ 22,034.86	\$ 22,309.39	1.25%	\$ 74,093.39	\$ 74,367.92	0.37%	\$ 7,872.22
MGS-S Customer 11072	4.00%	\$ 3,432.95	\$ 3,499.36	1.93%	\$ 9,424.94	\$ 9,491.35	0.70%	\$ 1,727.47
MGS-S Customer 11073	3.63%	\$ 5,667.68	\$ 5,754.15	1.53%	\$ 16,236.04	\$ 16,322.51	0.53%	\$ 2,471.32
MGS-S Customer 11074	4.10%	\$ 29,433.21	\$ 29,844.72	1.40%	\$ 83,694.74	\$ 84,106.25	0.49%	\$ 10,441.68
MGS-S Customer 11075	4.11%	\$ 4,188.67	\$ 4,261.31	1.73%	\$ 12,764.84	\$ 12,837.48	0.57%	\$ 1,839.51
MGS-S Customer 11076	4.03%	\$ 6,304.89	\$ 6,409.76	1.66%	\$ 15,372.28	\$ 15,477.15	0.68%	\$ 2,706.00
MGS-S Customer 11077	3.53%	\$ 7,086.44	\$ 7,180.92	1.33%	\$ 25,706.73	\$ 25,801.21	0.37%	\$ 2,774.18

Customer	Distribution % Difference	Delivery 8/24 Prices	Delivery 1/25 Prices	Delivery % Difference	Bundled 8/24 Prices	Bundled 1/25 Prices	Bundled % Difference	Distribution 1/25 Prices
MGS-S Customer 11078	1.75%	\$ 3,492.03	\$ 3,519.81	0.80%	\$ 8,343.89	\$ 8,371.67	0.33%	\$ 1,615.24
MGS-S Customer 11079	4.21%	\$ 7,406.43	\$ 7,526.32	1.62%	\$ 15,491.73	\$ 15,611.62	0.77%	\$ 2,964.51
MGS-S Customer 11080	3.68%	\$ 20,793.07	\$ 21,055.65	1.26%	\$ 78,029.11	\$ 78,291.69	0.34%	\$ 7,404.32
MGS-S Customer 11081	4.16%	\$ 3,972.63	\$ 4,044.44	1.81%	\$ 7,725.05	\$ 7,796.86	0.93%	\$ 1,798.71
MGS-S Customer 11082	4.19%	\$ 8,583.33	\$ 8,724.40	1.64%	\$ 16,942.52	\$ 17,083.59	0.83%	\$ 3,505.74
MGS-S Customer 11083	3.97%	\$ 5,536.08	\$ 5,625.17	1.61%	\$ 10,340.87	\$ 10,429.96	0.86%	\$ 2,334.97
MGS-S Customer 11084	4.73%	\$ 7,713.36	\$ 7,856.78	1.86%	\$ 20,721.14	\$ 20,864.56	0.69%	\$ 3,173.13
MGS-S Customer 11085	4.00%	\$ 1,892.73	\$ 1,934.34	2.20%	\$ 4,358.54	\$ 4,400.15	0.95%	\$ 1,082.90
MGS-S Customer 11086	3.45%	\$ 14,288.69	\$ 14,470.02	1.27%	\$ 29,686.86	\$ 29,868.19	0.61%	\$ 5,435.09
MGS-S Customer 11087	3.95%	\$ 4,455.28	\$ 4,534.57	1.78%	\$ 10,136.47	\$ 10,215.76	0.78%	\$ 2,085.52
MGS-S Customer 11088	4.39%	\$ 5,552.41	\$ 5,653.99	1.83%	\$ 18,884.69	\$ 18,986.27	0.54%	\$ 2,415.40
MGS-S Customer 11089	3.56%	\$ 6,766.34	\$ 6,863.64	1.44%	\$ 20,267.73	\$ 20,365.03	0.48%	\$ 2,832.42
MGS-S Customer 11090	3.66%	\$ 9,048.27	\$ 9,173.33	1.38%	\$ 35,155.23	\$ 35,280.29	0.36%	\$ 3,537.71
MGS-S Customer 11091	3.28%	\$ 7,265.00	\$ 7,360.66	1.32%	\$ 19,249.66	\$ 19,345.32	0.50%	\$ 3,014.92
MGS-S Customer 11092	4.06%	\$ 2,090.89	\$ 2,136.28	2.17%	\$ 2,830.75	\$ 2,876.14	1.60%	\$ 1,164.32
MGS-S Customer 11093	3.89%	\$ 4,896.94	\$ 4,974.47	1.58%	\$ 15,269.91	\$ 15,347.44	0.51%	\$ 2,072.50
MGS-S Customer 11094	3.15%	\$ 7,378.06	\$ 7,472.28	1.28%	\$ 15,458.79	\$ 15,553.01	0.61%	\$ 3,081.13
MGS-S Customer 11095	2.83%	\$ 7,202.19	\$ 7,284.04	1.14%	\$ 21,742.81	\$ 21,824.66	0.38%	\$ 2,972.16
MGS-S Customer 11096	4.97%	\$ 4,797.14	\$ 4,901.44	2.17%	\$ 11,102.21	\$ 11,206.51	0.94%	\$ 2,204.72
MGS-S Customer 11097	3.80%	\$ 10,661.42	\$ 10,808.65	1.38%	\$ 29,440.08	\$ 29,587.31	0.50%	\$ 4,019.17
MGS-S Customer 11098	1.41%	\$ 8,986.71	\$ 9,034.72	0.53%	\$ 22,670.93	\$ 22,718.94	0.21%	\$ 3,454.77
MGS-S Customer 11099	2.01%	\$ 4,708.04	\$ 4,747.76	0.84%	\$ 13,058.43	\$ 13,098.15	0.30%	\$ 2,013.12
MGS-S Customer 11100	3.87%	\$ 4,653.31	\$ 4,727.31	1.59%	\$ 15,510.19	\$ 15,584.19	0.48%	\$ 1,984.18
MGS-S Customer 11101	0.62%	\$ 7,529.12	\$ 7,547.22	0.24%	\$ 19,833.03	\$ 19,851.13	0.09%	\$ 2,954.56
MGS-S Customer 11102	0.96%	\$ 9,108.66	\$ 9,141.95	0.37%	\$ 23,533.31	\$ 23,566.60	0.14%	\$ 3,488.39
MGS-S Customer 11103	3.40%	\$ 12,465.19	\$ 12,618.21	1.23%	\$ 48,216.01	\$ 48,369.03	0.32%	\$ 4,655.81
MGS-S Customer 11104	1.66%	\$ 6,727.66	\$ 6,771.94	0.66%	\$ 15,818.48	\$ 15,862.76	0.28%	\$ 2,706.27
MGS-S Customer 11105	1.68%	\$ 6,736.95	\$ 6,781.67	0.66%	\$ 16,709.88	\$ 16,754.60	0.27%	\$ 2,703.36
MGS-S Customer 11106	4.03%	\$ 9,210.44	\$ 9,350.83	1.52%	\$ 31,944.34	\$ 32,084.73	0.44%	\$ 3,620.87
MGS-S Customer 11107	2.85%	\$ 3,037.61	\$ 3,078.21	1.34%	\$ 7,298.39	\$ 7,338.99	0.56%	\$ 1,465.35
MGS-S Customer 11108	4.26%	\$ 4,460.26	\$ 4,538.18	1.75%	\$ 17,125.59	\$ 17,203.51	0.45%	\$ 1,905.65
MGS-S Customer 11109	3.25%	\$ 5,296.67	\$ 5,370.39	1.39%	\$ 15,196.93	\$ 15,270.65	0.49%	\$ 2,345.09
MGS-S Customer 11110	4.15%	\$ 4,953.55	\$ 5,043.59	1.82%	\$ 10,367.82	\$ 10,457.86	0.87%	\$ 2,261.83
MGS-S Customer 11111	3.57%	\$ 18,188.17	\$ 18,415.24	1.25%	\$ 61,604.48	\$ 61,831.55	0.37%	\$ 6,594.34
MGS-S Customer 11112	3.98%	\$ 7,244.43	\$ 7,359.44	1.59%	\$ 19,795.15	\$ 19,910.16	0.58%	\$ 3,008.12
MGS-S Customer 11113	4.34%	\$ 8,777.50	\$ 8,923.64	1.66%	\$ 26,109.01	\$ 26,255.15	0.56%	\$ 3,510.71
MGS-S Customer 11114	3.99%	\$ 5,078.88	\$ 5,160.88	1.61%	\$ 15,114.43	\$ 15,196.43	0.54%	\$ 2,138.69
MGS-S Customer 11115	4.13%	\$ 6,149.51	\$ 6,252.92	1.68%	\$ 21,712.22	\$ 21,815.63	0.48%	\$ 2,606.27
MGS-S Customer 11116	3.83%	\$ 5,860.15	\$ 5,953.40	1.59%	\$ 18,284.27	\$ 18,377.52	0.51%	\$ 2,526.21
MGS-S Customer 11117	3.24%	\$ 30,552.00	\$ 30,881.80	1.08%	\$ 126,259.25	\$ 126,589.05	0.26%	\$ 10,517.90

Customer	Distribution % Difference	Delivery 8/24 Prices	Delivery 1/25 Prices	Delivery % Difference	Bundled 8/24 Prices	Bundled 1/25 Prices	Bundled % Difference	Distribution 1/25 Prices
MGS-S Customer 11118	4.20%	\$ 6,107.90	\$ 6,210.86	1.69%	\$ 27,178.12	\$ 27,281.08	0.38%	\$ 2,553.01
MGS-S Customer 11119	4.84%	\$ 9,347.21	\$ 9,519.12	1.84%	\$ 24,951.06	\$ 25,122.97	0.69%	\$ 3,725.32
MGS-S Customer 11120	4.89%	\$ 1,389.34	\$ 1,438.10	3.51%	\$ 3,468.94	\$ 3,517.70	1.41%	\$ 1,045.48
MGS-S Customer 11121	2.06%	\$ 4,260.39	\$ 4,298.36	0.89%	\$ 9,937.01	\$ 9,974.98	0.38%	\$ 1,877.00
MGS-S Customer 11122	4.11%	\$ 9,125.63	\$ 9,266.93	1.55%	\$ 34,101.73	\$ 34,243.03	0.41%	\$ 3,575.99
MGS-S Customer 11123	3.70%	\$ 3,545.83	\$ 3,603.96	1.64%	\$ 9,718.01	\$ 9,776.14	0.60%	\$ 1,631.26
MGS-S Customer 11124	3.95%	\$ 5,808.47	\$ 5,904.18	1.65%	\$ 17,037.50	\$ 17,133.21	0.56%	\$ 2,517.33
MGS-S Customer 11125	4.88%	\$ 20,042.69	\$ 20,384.62	1.71%	\$ 32,588.84	\$ 32,930.77	1.05%	\$ 7,345.55
MGS-S Customer 11126	3.65%	\$ 3,204.56	\$ 3,258.19	1.67%	\$ 8,040.66	\$ 8,094.29	0.67%	\$ 1,521.83
MGS-S Customer 11127	3.95%	\$ 3,932.71	\$ 4,005.09	1.84%	\$ 9,306.07	\$ 9,378.45	0.78%	\$ 1,905.72
MGS-S Customer 11128	3.39%	\$ 6,918.42	\$ 7,012.91	1.37%	\$ 21,233.37	\$ 21,327.86	0.45%	\$ 2,878.57
MGS-S Customer 11129	1.87%	\$ 5,765.56	\$ 5,809.07	0.75%	\$ 15,162.26	\$ 15,205.77	0.29%	\$ 2,371.74
MGS-S Customer 11130	4.24%	\$ 4,380.03	\$ 4,464.28	1.92%	\$ 8,758.61	\$ 8,842.86	0.96%	\$ 2,069.81
MGS-S Customer 11131	3.65%	\$ 5,598.38	\$ 5,680.35	1.46%	\$ 14,153.19	\$ 14,235.16	0.58%	\$ 2,328.49
MGS-S Customer 11132	4.33%	\$ 2,254.10	\$ 2,303.13	2.18%	\$ 8,599.96	\$ 8,648.99	0.57%	\$ 1,181.99
MGS-S Customer 11133	3.49%	\$ 17,801.26	\$ 18,018.97	1.22%	\$ 62,181.27	\$ 62,398.98	0.35%	\$ 6,451.88
MGS-S Customer 11134	3.92%	\$ 4,690.94	\$ 4,772.07	1.73%	\$ 12,622.55	\$ 12,703.68	0.64%	\$ 2,151.45
MGS-S Customer 11135	4.04%	\$ 3,838.96	\$ 3,905.73	1.74%	\$ 11,919.92	\$ 11,986.69	0.56%	\$ 1,720.94
MGS-S Customer 11136	4.27%	\$ 9,146.37	\$ 9,299.72	1.68%	\$ 12,158.36	\$ 12,311.71	1.26%	\$ 3,740.54
MGS-S Customer 11137	4.07%	\$ 4,174.19	\$ 4,251.98	1.86%	\$ 9,870.23	\$ 9,948.02	0.79%	\$ 1,988.03
MGS-S Customer 11138	4.66%	\$ 4,161.15	\$ 4,249.99	2.13%	\$ 8,781.97	\$ 8,870.81	1.01%	\$ 1,993.55
MGS-S Customer 11139	4.42%	\$ 3,404.38	\$ 3,476.29	2.11%	\$ 12,148.98	\$ 12,220.89	0.59%	\$ 1,699.44
MGS-S Customer 11140	3.37%	\$ 5,356.75	\$ 5,429.69	1.36%	\$ 15,136.69	\$ 15,209.63	0.48%	\$ 2,234.42
MGS-S Customer 11141	3.61%	\$ 9,100.54	\$ 9,220.71	1.32%	\$ 31,889.29	\$ 32,009.46	0.38%	\$ 3,445.96
MGS-S Customer 11142	1.08%	\$ 50,072.00	\$ 50,269.36	0.39%	\$ 207,042.85	\$ 207,240.21	0.10%	\$ 18,426.53
MGS-S Customer 11143	4.20%	\$ 7,622.52	\$ 7,746.57	1.63%	\$ 28,683.60	\$ 28,807.65	0.43%	\$ 3,080.73
MGS-S Customer 11144	2.26%	\$ 24,390.95	\$ 24,581.38	0.78%	\$ 81,486.22	\$ 81,676.65	0.23%	\$ 8,631.60
MGS-S Customer 11145	3.73%	\$ 10,595.73	\$ 10,745.98	1.42%	\$ 21,884.98	\$ 22,035.23	0.69%	\$ 4,182.00
MGS-S Customer 11146	4.87%	\$ 4,982.96	\$ 5,088.12	2.11%	\$ 12,233.79	\$ 12,338.95	0.86%	\$ 2,262.41
MGS-S Customer 11147	3.41%	\$ 5,726.94	\$ 5,804.52	1.35%	\$ 16,718.76	\$ 16,796.34	0.46%	\$ 2,354.74
MGS-S Customer 11148	3.63%	\$ 8,279.57	\$ 8,389.35	1.33%	\$ 34,238.22	\$ 34,348.00	0.32%	\$ 3,137.86
MGS-S Customer 11149	4.15%	\$ 4,471.13	\$ 4,549.06	1.74%	\$ 10,659.88	\$ 10,737.81	0.73%	\$ 1,955.03
MGS-S Customer 11150	3.72%	\$ 39,253.58	\$ 39,740.21	1.24%	\$ 134,709.45	\$ 135,196.08	0.36%	\$ 13,559.05
MGS-S Customer 11151	4.12%	\$ 3,860.28	\$ 3,934.15	1.91%	\$ 11,492.52	\$ 11,566.39	0.64%	\$ 1,865.13
MGS-S Customer 11152	2.70%	\$ 48,486.17	\$ 48,918.61	0.89%	\$ 215,960.14	\$ 216,392.58	0.20%	\$ 16,473.42
MGS-S Customer 11153	4.04%	\$ 43,285.36	\$ 43,870.48	1.35%	\$ 131,716.30	\$ 132,301.42	0.44%	\$ 15,072.23
MGS-S Customer 11154	4.27%	\$ 7,143.30	\$ 7,264.52	1.70%	\$ 21,344.56	\$ 21,465.78	0.57%	\$ 2,962.96
MGS-S Customer 11155	4.24%	\$ 5,072.16	\$ 5,165.65	1.84%	\$ 11,380.77	\$ 11,474.26	0.82%	\$ 2,297.26
MGS-S Customer 11156	3.37%	\$ 54,127.73	\$ 54,716.95	1.09%	\$ 243,291.23	\$ 243,880.45	0.24%	\$ 18,057.63
MGS-S Customer 11157	3.91%	\$ 4,557.07	\$ 4,635.28	1.72%	\$ 16,190.25	\$ 16,268.46	0.48%	\$ 2,078.50

Customer	Distribution % Difference	Delivery 8/24 Prices	Delivery 1/25 Prices	Delivery % Difference	Bundled 8/24 Prices	Bundled 1/25 Prices	Bundled % Difference	Distribution 1/25 Prices
MGS-S Customer 11158	3.76%	\$ 3,594.41	\$ 3,658.98	1.80%	\$ 9,682.38	\$ 9,746.95	0.67%	\$ 1,782.14
MGS-S Customer 11159	3.67%	\$ 4,225.46	\$ 4,291.60	1.57%	\$ 10,131.63	\$ 10,197.77	0.65%	\$ 1,869.58
MGS-S Customer 11160	3.83%	\$ 4,410.66	\$ 4,486.06	1.71%	\$ 13,901.17	\$ 13,976.57	0.54%	\$ 2,042.42
MGS-S Customer 11161	2.52%	\$ 2,660.05	\$ 2,692.66	1.23%	\$ 7,612.69	\$ 7,645.30	0.43%	\$ 1,328.33
MGS-S Customer 11162	3.84%	\$ 10,623.36	\$ 10,777.38	1.45%	\$ 26,262.97	\$ 26,416.99	0.59%	\$ 4,161.73
MGS-S Customer 11163	4.02%	\$ 5,044.33	\$ 5,131.30	1.72%	\$ 16,117.62	\$ 16,204.59	0.54%	\$ 2,252.63
MGS-S Customer 11164	3.85%	\$ 4,804.38	\$ 4,885.70	1.69%	\$ 12,439.36	\$ 12,520.68	0.65%	\$ 2,192.75
MGS-S Customer 11165	3.96%	\$ 7,583.84	\$ 7,702.28	1.56%	\$ 22,450.57	\$ 22,569.01	0.53%	\$ 3,109.77
MGS-S Customer 11166	4.77%	\$ 19,415.80	\$ 19,739.77	1.67%	\$ 51,775.27	\$ 52,099.24	0.63%	\$ 7,117.62
MGS-S Customer 11167	5.16%	\$ 794.75	\$ 827.22	4.09%	\$ 8,888.50	\$ 8,920.97	0.37%	\$ 662.11
MGS-S Customer 11168	2.21%	\$ 2,908.73	\$ 2,939.66	1.06%	\$ 5,633.12	\$ 5,664.05	0.55%	\$ 1,429.52
MGS-S Customer 11169	1.35%	\$ 3,154.48	\$ 3,174.57	0.64%	\$ 6,373.63	\$ 6,393.72	0.32%	\$ 1,508.48
MGS-S Customer 11170	4.64%	\$ 4,063.81	\$ 4,150.73	2.14%	\$ 8,312.25	\$ 8,399.17	1.05%	\$ 1,962.14
MGS-S Customer 11171	4.44%	\$ 3,128.16	\$ 3,196.72	2.19%	\$ 10,414.64	\$ 10,483.20	0.66%	\$ 1,613.59
MGS-S Customer 11172	2.49%	\$ 27,440.60	\$ 27,671.12	0.84%	\$ 114,701.48	\$ 114,932.00	0.20%	\$ 9,481.02
MGS-S Customer 11173	3.88%	\$ 3,926.87	\$ 3,993.29	1.69%	\$ 8,022.08	\$ 8,088.50	0.83%	\$ 1,779.30
MGS-S Customer 11174	5.46%	\$ 1,493.51	\$ 1,550.05	3.79%	\$ 2,284.21	\$ 2,340.75	2.48%	\$ 1,092.25
MGS-S Customer 11175	3.19%	\$ 16,213.06	\$ 16,396.61	1.13%	\$ 53,673.26	\$ 53,856.81	0.34%	\$ 5,944.64
MGS-S Customer 11176	4.69%	\$ 12,328.42	\$ 12,540.05	1.72%	\$ 33,499.19	\$ 33,710.82	0.63%	\$ 4,724.30
MGS-S Customer 11177	3.35%	\$ 21,344.88	\$ 21,589.00	1.14%	\$ 86,301.49	\$ 86,545.61	0.28%	\$ 7,536.37
MGS-S Customer 11178	4.36%	\$ 5,152.15	\$ 5,247.59	1.85%	\$ 17,184.11	\$ 17,279.55	0.56%	\$ 2,284.99
MGS-S Customer 11179	4.19%	\$ 3,917.59	\$ 3,993.66	1.94%	\$ 10,654.46	\$ 10,730.53	0.71%	\$ 1,891.71
MGS-S Customer 11180	3.69%	\$ 4,924.32	\$ 5,003.67	1.61%	\$ 13,072.23	\$ 13,151.58	0.61%	\$ 2,230.11
MGS-S Customer 11181	4.15%	\$ 2,624.92	\$ 2,678.20	2.03%	\$ 5,339.82	\$ 5,393.10	1.00%	\$ 1,336.55
MGS-S Customer 11182	3.84%	\$ 4,888.69	\$ 4,970.68	1.68%	\$ 13,124.82	\$ 13,206.81	0.62%	\$ 2,217.77
MGS-S Customer 11183	3.67%	\$ 8,856.20	\$ 8,979.99	1.40%	\$ 31,366.14	\$ 31,489.93	0.39%	\$ 3,496.45
MGS-S Customer 11184	3.24%	\$ 7,041.54	\$ 7,128.16	1.23%	\$ 25,216.09	\$ 25,302.71	0.34%	\$ 2,760.07
MGS-S Customer 11185	4.16%	\$ 4,673.51	\$ 4,759.64	1.84%	\$ 10,885.11	\$ 10,971.24	0.79%	\$ 2,158.65
MGS-S Customer 11186	3.41%	\$ 49,284.55	\$ 49,839.41	1.13%	\$ 226,425.23	\$ 226,980.09	0.25%	\$ 16,816.32
MGS-S Customer 11187	3.86%	\$ 6,040.58	\$ 6,136.21	1.58%	\$ 20,854.18	\$ 20,949.81	0.46%	\$ 2,572.21
MGS-S Customer 11188	4.05%	\$ 7,190.47	\$ 7,308.41	1.64%	\$ 13,904.60	\$ 14,022.54	0.85%	\$ 3,031.26
MGS-S Customer 11189	3.50%	\$ 4,733.27	\$ 4,801.87	1.45%	\$ 12,709.90	\$ 12,778.50	0.54%	\$ 2,030.88
MGS-S Customer 11190	4.22%	\$ 6,287.53	\$ 6,396.10	1.73%	\$ 17,919.57	\$ 18,028.14	0.61%	\$ 2,682.76
MGS-S Customer 11191	4.26%	\$ 3,695.49	\$ 3,769.14	1.99%	\$ 12,321.25	\$ 12,394.90	0.60%	\$ 1,801.18
MGS-S Customer 11192	0.97%	\$ 9,369.74	\$ 9,407.84	0.41%	\$ 27,112.60	\$ 27,150.70	0.14%	\$ 3,980.76
MGS-S Customer 11193	3.83%	\$ 14,883.64	\$ 15,084.29	1.35%	\$ 58,596.35	\$ 58,797.00	0.34%	\$ 5,445.37
MGS-S Customer 11194	4.49%	\$ 3,908.01	\$ 3,988.77	2.07%	\$ 11,975.37	\$ 12,056.13	0.67%	\$ 1,880.07
MGS-S Customer 11195	3.07%	\$ 12,506.48	\$ 12,645.73	1.11%	\$ 46,209.69	\$ 46,348.94	0.30%	\$ 4,681.43
MGS-S Customer 11196	4.31%	\$ 52,262.51	\$ 52,995.83	1.40%	\$ 201,033.80	\$ 201,767.12	0.36%	\$ 17,730.11
MGS-S Customer 11197	4.73%	\$ 1,583.60	\$ 1,633.83	3.17%	\$ 3,585.50	\$ 3,635.73	1.40%	\$ 1,113.43

Internal Use

Customer	Distribution % Difference	Delivery 8/24 Prices	Delivery 1/25 Prices	Delivery % Difference	Bundled 8/24 Prices	Bundled 1/25 Prices	Bundled % Difference	Distribution 1/25 Prices
MGS-S Customer 11198	3.93%	\$ 15,562.97	\$ 15,777.93	1.38%	\$ 58,521.54	\$ 58,736.50	0.37%	\$ 5,688.42
MGS-S Customer 11199	4.01%	\$ 8,193.28	\$ 8,322.76	1.58%	\$ 17,540.05	\$ 17,669.53	0.74%	\$ 3,361.53
MGS-S Customer 11200	4.20%	\$ 5,702.41	\$ 5,804.04	1.78%	\$ 11,321.90	\$ 11,423.53	0.90%	\$ 2,521.53
MGS-S Customer 11201	3.98%	\$ 4,067.00	\$ 4,140.89	1.82%	\$ 12,733.67	\$ 12,807.56	0.58%	\$ 1,929.22
MGS-S Customer 11202	3.30%	\$ 12,051.19	\$ 12,202.34	1.25%	\$ 38,766.04	\$ 38,917.19	0.39%	\$ 4,724.42
MGS-S Customer 11203	4.13%	\$ 4,656.77	\$ 4,742.60	1.84%	\$ 9,359.52	\$ 9,445.35	0.92%	\$ 2,163.44
MGS-S Customer 11204	3.18%	\$ 3,946.67	\$ 4,002.41	1.41%	\$ 4,179.88	\$ 4,235.62	1.33%	\$ 1,810.97
MGS-S Customer 11205	3.87%	\$ 4,656.00	\$ 4,729.02	1.57%	\$ 19,243.36	\$ 19,316.38	0.38%	\$ 1,958.62
MGS-S Customer 11206	3.73%	\$ 10,620.82	\$ 10,767.35	1.38%	\$ 38,747.96	\$ 38,894.49	0.38%	\$ 4,071.23
MGS-S Customer 11207	2.80%	\$ 4,881.65	\$ 4,937.89	1.15%	\$ 14,530.07	\$ 14,586.31	0.39%	\$ 2,067.59
MGS-S Customer 11208	3.61%	\$ 4,442.75	\$ 4,509.33	1.50%	\$ 15,234.27	\$ 15,300.85	0.44%	\$ 1,910.29
MGS-S Customer 11209	4.02%	\$ 5,041.48	\$ 5,128.92	1.73%	\$ 14,730.12	\$ 14,817.56	0.59%	\$ 2,261.51
MGS-S Customer 11210	5.02%	\$ 4,387.28	\$ 4,486.10	2.25%	\$ 10,155.31	\$ 10,254.13	0.97%	\$ 2,065.77
MGS-S Customer 11211	3.50%	\$ 5,717.19	\$ 5,801.40	1.47%	\$ 15,727.72	\$ 15,811.93	0.54%	\$ 2,491.84
MGS-S Customer 11212	3.97%	\$ 4,103.73	\$ 4,172.71	1.68%	\$ 13,184.95	\$ 13,253.93	0.52%	\$ 1,805.81
MGS-S Customer 11213	3.72%	\$ 18,907.66	\$ 19,153.86	1.30%	\$ 58,968.50	\$ 59,214.70	0.42%	\$ 6,870.65
MGS-S Customer 11214	3.66%	\$ 8,595.23	\$ 8,716.14	1.41%	\$ 29,033.80	\$ 29,154.71	0.42%	\$ 3,420.29
MGS-S Customer 11215	4.60%	\$ 2,550.69	\$ 2,613.54	2.46%	\$ 7,571.89	\$ 7,634.74	0.83%	\$ 1,428.89
MGS-S Customer 11216	3.46%	\$ 3,304.20	\$ 3,356.44	1.58%	\$ 7,028.85	\$ 7,081.09	0.74%	\$ 1,563.76
MGS-S Customer 11217	2.47%	\$ 31,927.47	\$ 32,208.16	0.88%	\$ 109,279.40	\$ 109,560.09	0.26%	\$ 11,637.79
MGS-S Customer 11218	4.08%	\$ 19,751.31	\$ 20,029.98	1.41%	\$ 68,016.28	\$ 68,294.95	0.41%	\$ 7,111.38
MGS-S Customer 11219	3.37%	\$ 9,364.56	\$ 9,484.69	1.28%	\$ 29,712.63	\$ 29,832.76	0.40%	\$ 3,686.39
MGS-S Customer 11220	3.67%	\$ 5,828.25	\$ 5,917.38	1.53%	\$ 17,720.81	\$ 17,809.94	0.50%	\$ 2,518.02
MGS-S Customer 11221	3.96%	\$ 6,112.31	\$ 6,211.68	1.63%	\$ 19,385.18	\$ 19,484.55	0.51%	\$ 2,608.66
MGS-S Customer 11222	3.09%	\$ 20,393.52	\$ 20,614.17	1.08%	\$ 62,241.45	\$ 62,462.10	0.35%	\$ 7,365.44
MGS-S Customer 11223	4.20%	\$ 4,944.07	\$ 5,035.93	1.86%	\$ 7,408.51	\$ 7,500.37	1.24%	\$ 2,279.74
MGS-S Customer 11224	4.41%	\$ 8,084.19	\$ 8,223.08	1.72%	\$ 22,719.08	\$ 22,857.97	0.61%	\$ 3,288.71
MGS-S Customer 11225	3.71%	\$ 4,638.60	\$ 4,714.59	1.64%	\$ 13,746.21	\$ 13,822.20	0.55%	\$ 2,123.95
MGS-S Customer 11226	3.69%	\$ 12,405.84	\$ 12,572.59	1.34%	\$ 40,941.93	\$ 41,108.68	0.41%	\$ 4,689.19
MGS-S Customer 11227	3.32%	\$ 5,254.61	\$ 5,330.15	1.44%	\$ 12,620.96	\$ 12,696.50	0.60%	\$ 2,348.82
MGS-S Customer 11228	2.75%	\$ 48,220.02	\$ 48,689.54	0.97%	\$ 146,121.13	\$ 146,590.65	0.32%	\$ 17,512.85
MGS-S Customer 11229	3.68%	\$ 3,969.75	\$ 4,037.40	1.70%	\$ 11,292.22	\$ 11,359.87	0.60%	\$ 1,903.73
MGS-S Customer 11230	4.15%	\$ 13,166.32	\$ 13,360.19	1.47%	\$ 54,506.91	\$ 54,700.78	0.36%	\$ 4,868.05
MGS-S Customer 11231	3.75%	\$ 6,229.59	\$ 6,325.66	1.54%	\$ 18,149.58	\$ 18,245.65	0.53%	\$ 2,657.95
MGS-S Customer 11232	3.69%	\$ 18,633.49	\$ 18,877.69	1.31%	\$ 46,001.92	\$ 46,246.12	0.53%	\$ 6,864.95
MGS-S Customer 11233	3.90%	\$ 7,047.98	\$ 7,156.76	1.54%	\$ 25,561.66	\$ 25,670.44	0.43%	\$ 2,896.91
MGS-S Customer 11234	2.97%	\$ 25,773.80	\$ 26,033.04	1.01%	\$ 100,803.89	\$ 101,063.13	0.26%	\$ 8,998.02
MGS-S Customer 11235	3.36%	\$ 12,350.37	\$ 12,501.62	1.22%	\$ 42,369.72	\$ 42,520.97	0.36%	\$ 4,656.14
MGS-S Customer 11236	3.87%	\$ 6,408.35	\$ 6,509.46	1.58%	\$ 19,186.57	\$ 19,287.68	0.53%	\$ 2,714.74
MGS-S Customer 11237	1.76%	\$ 7,761.47	\$ 7,822.75	0.79%	\$ 13,968.27	\$ 14,029.55	0.44%	\$ 3,540.70

Internal Use

Customer	Distribution % Difference	Delivery 8/24 Prices	Delivery 1/25 Prices	Delivery % Difference	Bundled 8/24 Prices	Bundled 1/25 Prices	Bundled % Difference	Distribution 1/25 Prices
MGS-S Customer 11238	3.60%	\$ 5,315.93	\$ 5,393.69	1.46%	\$ 12,974.45	\$ 13,052.21	0.60%	\$ 2,236.34
MGS-S Customer 11239	3.78%	\$ 4,177.09	\$ 4,244.24	1.61%	\$ 11,534.18	\$ 11,601.33	0.58%	\$ 1,842.88
MGS-S Customer 11240	4.56%	\$ 7,895.34	\$ 8,034.03	1.76%	\$ 28,746.17	\$ 28,884.86	0.48%	\$ 3,179.67
MGS-S Customer 11241	3.34%	\$ 12,398.08	\$ 12,548.64	1.21%	\$ 44,099.39	\$ 44,249.95	0.34%	\$ 4,660.62
MGS-S Customer 11242	3.71%	\$ 16,564.65	\$ 16,782.88	1.32%	\$ 49,527.43	\$ 49,745.66	0.44%	\$ 6,105.43
MGS-S Customer 11243	4.16%	\$ 5,782.34	\$ 5,884.20	1.76%	\$ 11,600.65	\$ 11,702.51	0.88%	\$ 2,547.78
MGS-S Customer 11244	3.86%	\$ 6,396.89	\$ 6,497.44	1.57%	\$ 20,123.38	\$ 20,223.93	0.50%	\$ 2,703.99
MGS-S Customer 11245	2.32%	\$ 10,634.93	\$ 10,725.20	0.85%	\$ 32,802.08	\$ 32,892.35	0.28%	\$ 3,973.51
MGS-S Customer 11246	3.94%	\$ 12,563.08	\$ 12,746.41	1.46%	\$ 28,843.37	\$ 29,026.70	0.64%	\$ 4,833.49
MGS-S Customer 11247	3.88%	\$ 9,697.76	\$ 9,836.78	1.43%	\$ 42,112.08	\$ 42,251.10	0.33%	\$ 3,720.64
MGS-S Customer 11248	4.51%	\$ 1,894.36	\$ 1,946.34	2.74%	\$ 6,336.93	\$ 6,388.91	0.82%	\$ 1,203.92
MGS-S Customer 11249	1.38%	\$ 4,655.82	\$ 4,683.23	0.59%	\$ 10,469.56	\$ 10,496.97	0.26%	\$ 2,010.23
MGS-S Customer 11250	1.85%	\$ 5,867.30	\$ 5,911.31	0.75%	\$ 13,363.00	\$ 13,407.01	0.33%	\$ 2,420.38
MGS-S Customer 11251	3.97%	\$ 4,231.93	\$ 4,302.16	1.66%	\$ 14,703.40	\$ 14,773.63	0.48%	\$ 1,840.56
MGS-S Customer 11252	3.71%	\$ 7,122.98	\$ 7,226.66	1.46%	\$ 28,661.00	\$ 28,764.68	0.36%	\$ 2,900.37
MGS-S Customer 11253	2.69%	\$ 3,846.43	\$ 3,891.70	1.18%	\$ 10,231.48	\$ 10,276.75	0.44%	\$ 1,730.69
MGS-S Customer 11254	3.30%	\$ 13,839.77	\$ 14,003.66	1.18%	\$ 49,124.39	\$ 49,288.28	0.33%	\$ 5,136.14
MGS-S Customer 11255	3.76%	\$ 35,673.55	\$ 36,118.84	1.25%	\$ 135,476.01	\$ 135,921.30	0.33%	\$ 12,283.11
MGS-S Customer 11256	3.45%	\$ 7,948.88	\$ 8,050.27	1.28%	\$ 31,143.60	\$ 31,244.99	0.33%	\$ 3,041.28
MGS-S Customer 11257	1.52%	\$ 3,568.79	\$ 3,593.27	0.69%	\$ 9,076.30	\$ 9,100.78	0.27%	\$ 1,636.39
MGS-S Customer 11258	4.95%	\$ 17,337.73	\$ 17,635.57	1.72%	\$ 60,227.74	\$ 60,525.58	0.49%	\$ 6,320.11
MGS-S Customer 11259	4.08%	\$ 5,573.40	\$ 5,663.83	1.62%	\$ 16,049.09	\$ 16,139.52	0.56%	\$ 2,308.21
MGS-S Customer 11260	4.48%	\$ 7,714.58	\$ 7,850.91	1.77%	\$ 20,029.80	\$ 20,166.13	0.68%	\$ 3,176.85
MGS-S Customer 11261	3.59%	\$ 27,373.74	\$ 27,704.25	1.21%	\$ 107,742.23	\$ 108,072.74	0.31%	\$ 9,528.69
MGS-S Customer 11262	4.18%	\$ 4,819.49	\$ 4,902.07	1.71%	\$ 13,795.36	\$ 13,877.94	0.60%	\$ 2,056.72
MGS-S Customer 11263	3.18%	\$ 4,932.22	\$ 4,993.77	1.25%	\$ 26,931.29	\$ 26,992.84	0.23%	\$ 1,999.24
MGS-S Customer 11264	4.06%	\$ 15,767.97	\$ 15,992.72	1.43%	\$ 58,456.88	\$ 58,681.63	0.38%	\$ 5,763.28
MGS-S Customer 11265	3.55%	\$ 5,075.88	\$ 5,149.60	1.45%	\$ 12,708.69	\$ 12,782.41	0.58%	\$ 2,152.74
MGS-S Customer 11266	3.38%	\$ 5,619.27	\$ 5,699.31	1.42%	\$ 17,157.39	\$ 17,237.43	0.47%	\$ 2,446.34
MGS-S Customer 11267	4.32%	\$ 4,815.83	\$ 4,901.34	1.78%	\$ 12,233.26	\$ 12,318.77	0.70%	\$ 2,067.08
MGS-S Customer 11268	3.40%	\$ 9,917.40	\$ 10,045.14	1.29%	\$ 29,097.81	\$ 29,225.55	0.44%	\$ 3,887.20
MGS-S Customer 11269	4.45%	\$ 11,092.88	\$ 11,275.60	1.65%	\$ 32,016.84	\$ 32,199.56	0.57%	\$ 4,293.00
MGS-S Customer 11270	2.77%	\$ 7,827.60	\$ 7,909.75	1.05%	\$ 23,563.42	\$ 23,645.57	0.35%	\$ 3,047.67
MGS-S Customer 11271	3.40%	\$ 8,291.36	\$ 8,400.99	1.32%	\$ 26,233.38	\$ 26,343.01	0.42%	\$ 3,330.45
MGS-S Customer 11272	2.58%	\$ 7,080.91	\$ 7,151.15	0.99%	\$ 22,383.33	\$ 22,453.57	0.31%	\$ 2,790.25
MGS-S Customer 11273	2.74%	\$ 11,036.42	\$ 11,151.67	1.04%	\$ 23,079.81	\$ 23,195.06	0.50%	\$ 4,326.86
MGS-S Customer 11274	4.59%	\$ 4,001.83	\$ 4,080.96	1.98%	\$ 8,763.88	\$ 8,843.01	0.90%	\$ 1,803.30
MGS-S Customer 11275	3.24%	\$ 24,811.63	\$ 25,096.05	1.15%	\$ 49,739.39	\$ 50,023.81	0.57%	\$ 9,052.23
MGS-S Customer 11276	4.42%	\$ 4,430.80	\$ 4,518.95	1.99%	\$ 9,327.80	\$ 9,415.95	0.95%	\$ 2,084.56
MGS-S Customer 11277	3.01%	\$ 5,162.09	\$ 5,228.42	1.28%	\$ 18,577.22	\$ 18,643.55	0.36%	\$ 2,272.22

Internal Use

Customer	Distribution % Difference	Delivery 8/24 Prices	Delivery 1/25 Prices	Delivery % Difference	Bundled 8/24 Prices	Bundled 1/25 Prices	Bundled % Difference	Distribution 1/25 Prices
MGS-S Customer 11278	2.61%	\$ 3,179.09	\$ 3,220.86	1.31%	\$ 8,371.23	\$ 8,413.00	0.50%	\$ 1,639.98
MGS-S Customer 11279	4.34%	\$ 3,376.52	\$ 3,442.40	1.95%	\$ 8,193.88	\$ 8,259.76	0.80%	\$ 1,584.06
MGS-S Customer 11280	4.09%	\$ 9,375.40	\$ 9,520.07	1.54%	\$ 31,067.21	\$ 31,211.88	0.47%	\$ 3,686.12
MGS-S Customer 11281	3.82%	\$ 10,241.74	\$ 10,385.67	1.41%	\$ 41,922.14	\$ 42,066.07	0.34%	\$ 3,914.73
MGS-S Customer 11282	3.72%	\$ 25,101.23	\$ 25,424.64	1.29%	\$ 69,394.40	\$ 69,717.81	0.47%	\$ 9,021.20
MGS-S Customer 11283	4.24%	\$ 3,766.75	\$ 3,841.34	1.98%	\$ 11,513.83	\$ 11,588.42	0.65%	\$ 1,832.18
MGS-S Customer 11284	1.41%	\$ 5,253.58	\$ 5,284.02	0.58%	\$ 14,048.00	\$ 14,078.44	0.22%	\$ 2,196.30
MGS-S Customer 11285	3.67%	\$ 4,339.17	\$ 4,410.92	1.65%	\$ 12,387.67	\$ 12,459.42	0.58%	\$ 2,027.08
MGS-S Customer 11286	3.74%	\$ 7,375.43	\$ 7,476.74	1.37%	\$ 35,238.51	\$ 35,339.82	0.29%	\$ 2,810.37
MGS-S Customer 11287	3.02%	\$ 4,609.89	\$ 4,668.42	1.27%	\$ 10,972.09	\$ 11,030.62	0.53%	\$ 1,997.41
MGS-S Customer 11288	3.96%	\$ 8,605.80	\$ 8,735.40	1.51%	\$ 32,620.94	\$ 32,750.54	0.40%	\$ 3,400.67
MGS-S Customer 11289	3.75%	\$ 6,504.50	\$ 6,603.75	1.53%	\$ 19,838.84	\$ 19,938.09	0.50%	\$ 2,743.61
MGS-S Customer 11290	2.82%	\$ 13,573.90	\$ 13,714.07	1.03%	\$ 38,593.07	\$ 38,733.24	0.36%	\$ 5,111.38
MGS-S Customer 11291	4.39%	\$ 5,050.10	\$ 5,143.22	1.84%	\$ 21,970.26	\$ 22,063.38	0.42%	\$ 2,214.81
MGS-S Customer 11292	3.82%	\$ 9,031.52	\$ 9,160.83	1.43%	\$ 38,065.92	\$ 38,195.23	0.34%	\$ 3,512.25
MGS-S Customer 11293	3.72%	\$ 8,565.31	\$ 8,685.62	1.40%	\$ 36,509.63	\$ 36,629.94	0.33%	\$ 3,356.95
MGS-S Customer 11294	3.17%	\$ 59,196.03	\$ 59,798.90	1.02%	\$ 278,890.78	\$ 279,493.65	0.22%	\$ 19,649.22
MGS-S Customer 11295	3.09%	\$ 10,591.39	\$ 10,713.76	1.16%	\$ 35,436.88	\$ 35,559.25	0.35%	\$ 4,078.82
MGS-S Customer 11296	3.48%	\$ 9,335.38	\$ 9,459.16	1.33%	\$ 29,129.16	\$ 29,252.94	0.42%	\$ 3,681.03
MGS-S Customer 11297	3.26%	\$ 9,392.10	\$ 9,507.50	1.23%	\$ 35,503.63	\$ 35,619.03	0.33%	\$ 3,654.25
MGS-S Customer 11298	3.42%	\$ 4,029.99	\$ 4,093.43	1.57%	\$ 12,124.43	\$ 12,187.87	0.52%	\$ 1,918.15
MGS-S Customer 11299	4.28%	\$ 2,652.41	\$ 2,712.62	2.27%	\$ 7,084.58	\$ 7,144.79	0.85%	\$ 1,467.57
MGS-S Customer 11300	1.65%	\$ 5,821.53	\$ 5,860.42	0.67%	\$ 14,075.94	\$ 14,114.83	0.28%	\$ 2,398.09
MGS-S Customer 11301	4.58%	\$ 5,648.29	\$ 5,749.36	1.79%	\$ 20,314.83	\$ 20,415.90	0.50%	\$ 2,306.91
MGS-S Customer 11302	3.48%	\$ 3,910.51	\$ 3,969.09	1.50%	\$ 12,068.14	\$ 12,126.72	0.49%	\$ 1,743.29
MGS-S Customer 11303	3.77%	\$ 4,727.60	\$ 4,806.75	1.67%	\$ 10,600.75	\$ 10,679.90	0.75%	\$ 2,178.17
MGS-S Customer 11304	5.39%	\$ 4,779.50	\$ 4,884.32	2.19%	\$ 13,545.81	\$ 13,650.63	0.77%	\$ 2,049.32
MGS-S Customer 11305	3.58%	\$ 9,716.16	\$ 9,849.05	1.37%	\$ 24,468.06	\$ 24,600.95	0.54%	\$ 3,850.05
MGS-S Customer 11306	3.51%	\$ 17,559.93	\$ 17,785.45	1.28%	\$ 41,468.46	\$ 41,693.98	0.54%	\$ 6,645.45
MGS-S Customer 11307	4.30%	\$ 3,947.53	\$ 4,025.32	1.97%	\$ 12,976.76	\$ 13,054.55	0.60%	\$ 1,886.28
MGS-S Customer 11308	4.03%	\$ 5,695.07	\$ 5,786.06	1.60%	\$ 16,137.06	\$ 16,228.05	0.56%	\$ 2,350.58
MGS-S Customer 11309	1.88%	\$ 4,485.94	\$ 4,521.61	0.80%	\$ 12,694.64	\$ 12,730.31	0.28%	\$ 1,936.53
MGS-S Customer 11310	4.58%	\$ 16,773.11	\$ 17,041.03	1.60%	\$ 60,504.10	\$ 60,772.02	0.44%	\$ 6,112.59
MGS-S Customer 11311	2.93%	\$ 18,132.65	\$ 18,321.92	1.04%	\$ 49,029.55	\$ 49,218.82	0.39%	\$ 6,654.96
MGS-S Customer 11312	2.13%	\$ 3,105.17	\$ 3,136.28	1.00%	\$ 6,939.86	\$ 6,970.97	0.45%	\$ 1,489.57
MGS-S Customer 11313	3.36%	\$ 2,924.42	\$ 2,970.90	1.59%	\$ 6,960.78	\$ 7,007.26	0.67%	\$ 1,429.15
MGS-S Customer 11314	3.29%	\$ 8,595.35	\$ 8,704.91	1.27%	\$ 25,972.57	\$ 26,082.13	0.42%	\$ 3,439.37
MGS-S Customer 11315	3.78%	\$ 4,501.94	\$ 4,572.85	1.58%	\$ 13,403.77	\$ 13,474.68	0.53%	\$ 1,945.00
MGS-S Customer 11316	3.58%	\$ 12,502.30	\$ 12,660.11	1.26%	\$ 43,644.86	\$ 43,802.67	0.36%	\$ 4,570.06
MGS-S Customer 11317	4.25%	\$ 3,628.28	\$ 3,701.40	2.02%	\$ 10,139.25	\$ 10,212.37	0.72%	\$ 1,792.75

Customer	Distribution % Difference	Delivery 8/24 Prices	Delivery 1/25 Prices	Delivery % Difference	Bundled 8/24 Prices	Bundled 1/25 Prices	Bundled % Difference	Distribution 1/25 Prices
MGS-S Customer 11318	3.63%	\$ 4,768.69	\$ 4,839.67	1.49%	\$ 15,483.77	\$ 15,554.75	0.46%	\$ 2,024.35
MGS-S Customer 11319	2.42%	\$ 3,181.15	\$ 3,217.00	1.13%	\$ 6,513.08	\$ 6,548.93	0.55%	\$ 1,520.40
MGS-S Customer 11320	1.41%	\$ 12,810.75	\$ 12,884.87	0.58%	\$ 34,127.78	\$ 34,201.90	0.22%	\$ 5,330.64
MGS-S Customer 11321	3.34%	\$ 18,584.95	\$ 18,797.71	1.14%	\$ 82,645.73	\$ 82,858.49	0.26%	\$ 6,582.74
MGS-S Customer 11322	4.41%	\$ 5,192.19	\$ 5,290.74	1.90%	\$ 12,620.70	\$ 12,719.25	0.78%	\$ 2,331.94
MGS-S Customer 11323	3.88%	\$ 3,172.91	\$ 3,228.84	1.76%	\$ 10,061.87	\$ 10,117.80	0.56%	\$ 1,496.95
MGS-S Customer 11324	3.76%	\$ 6,168.64	\$ 6,263.81	1.54%	\$ 19,883.37	\$ 19,978.54	0.48%	\$ 2,624.06
MGS-S Customer 11325	4.88%	\$ 4,824.41	\$ 4,928.80	2.16%	\$ 6,680.05	\$ 6,784.44	1.56%	\$ 2,245.50
MGS-S Customer 11326	5.72%	\$ 1,960.82	\$ 2,021.78	3.11%	\$ 2,128.44	\$ 2,189.40	2.86%	\$ 1,126.89
MGS-S Customer 11327	3.20%	\$ 5,912.52	\$ 5,991.90	1.34%	\$ 15,970.01	\$ 16,049.39	0.50%	\$ 2,557.88
MGS-S Customer 11328	5.16%	\$ 702.48	\$ 734.95	4.62%	\$ 4,272.99	\$ 4,305.46	0.76%	\$ 662.11
MGS-S Customer 11329	4.31%	\$ 5,088.53	\$ 5,183.09	1.86%	\$ 13,411.27	\$ 13,505.83	0.71%	\$ 2,288.96
MGS-S Customer 11330	3.02%	\$ 8,002.72	\$ 8,097.05	1.18%	\$ 26,906.50	\$ 27,000.83	0.35%	\$ 3,220.61
MGS-S Customer 11331	4.65%	\$ 4,870.04	\$ 4,963.22	1.91%	\$ 10,826.38	\$ 10,919.56	0.86%	\$ 2,097.79
MGS-S Customer 11332	3.37%	\$ 7,018.16	\$ 7,113.37	1.36%	\$ 20,711.52	\$ 20,806.73	0.46%	\$ 2,917.55
MGS-S Customer 11333	2.96%	\$ 4,077.00	\$ 4,133.09	1.38%	\$ 9,521.09	\$ 9,577.18	0.59%	\$ 1,951.42
MGS-S Customer 11334	4.18%	\$ 4,273.09	\$ 4,353.81	1.89%	\$ 11,293.56	\$ 11,374.28	0.71%	\$ 2,013.49
MGS-S Customer 11335	3.88%	\$ 8,311.98	\$ 8,438.50	1.52%	\$ 19,788.62	\$ 19,915.14	0.64%	\$ 3,386.86
MGS-S Customer 11336	2.91%	\$ 4,253.52	\$ 4,306.74	1.25%	\$ 9,710.75	\$ 9,763.97	0.55%	\$ 1,879.56
MGS-S Customer 11337	3.48%	\$ 3,068.86	\$ 3,119.01	1.63%	\$ 5,661.96	\$ 5,712.11	0.89%	\$ 1,490.00
MGS-S Customer 11338	3.23%	\$ 3,649.99	\$ 3,702.79	1.45%	\$ 6,767.10	\$ 6,819.90	0.78%	\$ 1,687.56
MGS-S Customer 11339	2.98%	\$ 5,906.10	\$ 5,977.12	1.20%	\$ 11,756.40	\$ 11,827.42	0.60%	\$ 2,451.36
MGS-S Customer 11340	2.73%	\$ 3,551.12	\$ 3,595.12	1.24%	\$ 6,398.57	\$ 6,442.57	0.69%	\$ 1,653.36
MGS-S Customer 11341	2.93%	\$ 5,117.78	\$ 5,179.97	1.22%	\$ 10,245.93	\$ 10,308.12	0.61%	\$ 2,182.29
MGS-S Customer 11342	3.94%	\$ 31,175.74	\$ 31,592.98	1.34%	\$ 89,998.68	\$ 90,415.92	0.46%	\$ 11,012.50
MGS-S Customer 11343	3.45%	\$ 7,591.08	\$ 7,694.73	1.37%	\$ 22,098.00	\$ 22,201.65	0.47%	\$ 3,111.52
MGS-S Customer 11344	2.73%	\$ 36,622.69	\$ 36,957.44	0.91%	\$ 133,573.13	\$ 133,907.88	0.25%	\$ 12,606.38
MGS-S Customer 11345	1.69%	\$ 8,589.29	\$ 8,648.05	0.68%	\$ 9,947.31	\$ 10,006.07	0.59%	\$ 3,538.84
MGS-S Customer 11346	3.83%	\$ 13,322.06	\$ 13,506.39	1.38%	\$ 44,346.93	\$ 44,531.26	0.42%	\$ 4,991.92
MGS-S Customer 11347	3.94%	\$ 4,655.71	\$ 4,736.99	1.75%	\$ 11,825.30	\$ 11,906.58	0.69%	\$ 2,144.68
MGS-S Customer 11348	2.39%	\$ 45,324.56	\$ 45,694.33	0.82%	\$ 144,002.66	\$ 144,372.43	0.26%	\$ 15,838.32
MGS-S Customer 11349	2.71%	\$ 36,492.50	\$ 36,823.71	0.91%	\$ 140,189.06	\$ 140,520.27	0.24%	\$ 12,547.62
MGS-S Customer 11350	3.20%	\$ 37,393.49	\$ 37,794.45	1.07%	\$ 130,577.80	\$ 130,978.76	0.31%	\$ 12,913.76
MGS-S Customer 11351	2.45%	\$ 42,961.52	\$ 43,313.17	0.82%	\$ 154,683.96	\$ 155,035.61	0.23%	\$ 14,702.27
MGS-S Customer 11352	3.03%	\$ 33,366.03	\$ 33,705.37	1.02%	\$ 124,100.52	\$ 124,439.86	0.27%	\$ 11,549.37
MGS-S Customer 11353	2.12%	\$ 45,491.60	\$ 45,819.91	0.72%	\$ 151,094.08	\$ 151,422.39	0.22%	\$ 15,785.56
MGS-S Customer 11354	5.45%	\$ 1,480.25	\$ 1,536.35	3.79%	\$ 2,613.75	\$ 2,669.85	2.15%	\$ 1,085.16
MGS-S Customer 11355	4.88%	\$ 2,081.62	\$ 2,141.15	2.86%	\$ 5,162.17	\$ 5,221.70	1.15%	\$ 1,279.85
MGS-S Customer 11356	3.06%	\$ 3,668.08	\$ 3,718.07	1.36%	\$ 8,140.70	\$ 8,190.69	0.61%	\$ 1,683.63
MGS-S Customer 11357	5.14%	\$ 965.28	\$ 1,009.73	4.60%	\$ 1,317.21	\$ 1,361.66	3.37%	\$ 910.27

Internal Use

Customer	Distribution % Difference	Delivery 8/24 Prices	Delivery 1/25 Prices	Delivery % Difference	Bundled 8/24 Prices	Bundled 1/25 Prices	Bundled % Difference	Distribution 1/25 Prices
MGS-S Customer 11358	4.81%	\$ 2,658.82	\$ 2,726.43	2.54%	\$ 6,648.91	\$ 6,716.52	1.02%	\$ 1,474.54
MGS-S Customer 11359	3.67%	\$ 6,088.87	\$ 6,175.55	1.42%	\$ 21,386.26	\$ 21,472.94	0.41%	\$ 2,451.40
MGS-S Customer 11360	5.03%	\$ 1,417.90	\$ 1,468.62	3.58%	\$ 3,130.03	\$ 3,180.75	1.62%	\$ 1,058.36
MGS-S Customer 11361	5.53%	\$ 1,351.26	\$ 1,398.62	3.50%	\$ 2,781.27	\$ 2,828.63	1.70%	\$ 904.51
MGS-S Customer 11362	4.63%	\$ 1,921.75	\$ 1,976.59	2.85%	\$ 2,945.78	\$ 3,000.62	1.86%	\$ 1,238.10
MGS-S Customer 11363	5.67%	\$ 2,421.21	\$ 2,493.84	3.00%	\$ 12,029.41	\$ 12,102.04	0.60%	\$ 1,354.04
MGS-S Customer 11364	3.92%	\$ 14,288.15	\$ 14,489.49	1.41%	\$ 44,636.92	\$ 44,838.26	0.45%	\$ 5,334.04
MGS-S Customer 11365	3.83%	\$ 4,449.29	\$ 4,525.89	1.72%	\$ 11,338.02	\$ 11,414.62	0.68%	\$ 2,074.35
MGS-S Customer 11366	5.16%	\$ 629.64	\$ 662.11	5.16%	\$ 629.64	\$ 662.11	5.16%	\$ 662.11
MGS-S Customer 11367	4.54%	\$ 3,803.11	\$ 3,883.06	2.10%	\$ 12,142.07	\$ 12,222.02	0.66%	\$ 1,842.87
MGS-S Customer 11368	5.18%	\$ 667.01	\$ 700.28	4.99%	\$ 679.24	\$ 712.51	4.90%	\$ 675.10
MGS-S Customer 11369	5.41%	\$ 1,375.94	\$ 1,429.73	3.91%	\$ 2,659.92	\$ 2,713.71	2.02%	\$ 1,047.57
MGS-S Customer 11370	4.96%	\$ 3,397.40	\$ 3,479.77	2.42%	\$ 6,139.73	\$ 6,222.10	1.34%	\$ 1,741.63
MGS-S Customer 11371	3.64%	\$ 9,765.13	\$ 9,902.56	1.41%	\$ 18,613.71	\$ 18,751.14	0.74%	\$ 3,909.55
MGS-S Customer 11372	4.23%	\$ 2,152.26	\$ 2,205.55	2.48%	\$ 3,781.66	\$ 3,834.95	1.41%	\$ 1,313.08
MGS-S Customer 11373	5.18%	\$ 825.12	\$ 867.63	5.15%	\$ 825.12	\$ 867.63	5.15%	\$ 863.92
MGS-S Customer 11374	3.91%	\$ 5,321.67	\$ 5,404.15	1.55%	\$ 19,675.47	\$ 19,757.95	0.42%	\$ 2,192.21
MGS-S Customer 11375	3.44%	\$ 32,233.43	\$ 32,600.78	1.14%	\$ 137,776.49	\$ 138,143.84	0.27%	\$ 11,037.53
MGS-S Customer 11376	2.37%	\$ 24,988.09	\$ 25,188.96	0.80%	\$ 106,471.80	\$ 106,672.67	0.19%	\$ 8,668.31
MGS-S Customer 11377	3.39%	\$ 24,922.24	\$ 25,207.31	1.14%	\$ 101,049.27	\$ 101,334.34	0.28%	\$ 8,702.00
MGS-S Customer 11378	3.88%	\$ 21,802.01	\$ 22,088.85	1.32%	\$ 89,290.70	\$ 89,577.54	0.32%	\$ 7,685.86
MGS-S Customer 11379	3.78%	\$ 1,712.61	\$ 1,754.77	2.46%	\$ 3,368.18	\$ 3,410.34	1.25%	\$ 1,158.62
MGS-S Customer 11380	4.81%	\$ 976.39	\$ 1,018.45	4.31%	\$ 1,016.50	\$ 1,058.56	4.14%	\$ 915.77
MGS-S Customer 11381	4.05%	\$ 3,199.66	\$ 3,264.77	2.03%	\$ 5,677.81	\$ 5,742.92	1.15%	\$ 1,671.38
MGS-S Customer 11382	2.91%	\$ 11,381.42	\$ 11,504.67	1.08%	\$ 34,965.44	\$ 35,088.69	0.35%	\$ 4,360.69
MGS-S Customer 11383	2.87%	\$ 3,160.96	\$ 3,202.90	1.33%	\$ 8,039.79	\$ 8,081.73	0.52%	\$ 1,503.88
MGS-S Customer 11384	3.62%	\$ 9,305.79	\$ 9,433.29	1.37%	\$ 31,567.32	\$ 31,694.82	0.40%	\$ 3,654.26
MGS-S Customer 11385	3.78%	\$ 13,351.77	\$ 13,530.58	1.34%	\$ 56,808.76	\$ 56,987.57	0.31%	\$ 4,913.38
MGS-S Customer 11386	3.65%	\$ 26,417.06	\$ 26,741.77	1.23%	\$ 103,917.65	\$ 104,242.36	0.31%	\$ 9,217.27
MGS-S Customer 11387	5.33%	\$ 1,142.92	\$ 1,192.01	4.30%	\$ 1,704.41	\$ 1,753.50	2.88%	\$ 971.16
MGS-S Customer 11388	5.43%	\$ 1,415.05	\$ 1,469.71	3.86%	\$ 2,638.36	\$ 2,693.02	2.07%	\$ 1,061.70
MGS-S Customer 11389	5.40%	\$ 1,341.20	\$ 1,394.23	3.95%	\$ 2,666.66	\$ 2,719.69	1.99%	\$ 1,035.11
MGS-S Customer 11390	4.59%	\$ 1,535.13	\$ 1,585.09	3.25%	\$ 3,084.55	\$ 3,134.51	1.62%	\$ 1,138.19
MGS-S Customer 11391	4.98%	\$ 1,371.05	\$ 1,420.43	3.60%	\$ 3,199.50	\$ 3,248.88	1.54%	\$ 1,041.07
MGS-S Customer 11392	4.82%	\$ 2,260.45	\$ 2,321.97	2.72%	\$ 5,770.63	\$ 5,832.15	1.07%	\$ 1,339.02
MGS-S Customer 11393	5.58%	\$ 1,883.75	\$ 1,948.43	3.43%	\$ 3,222.69	\$ 3,287.37	2.01%	\$ 1,224.94
MGS-S Customer 11394	5.33%	\$ 1,175.35	\$ 1,224.90	4.22%	\$ 2,281.42	\$ 2,330.97	2.17%	\$ 978.62
MGS-S Customer 11395	4.14%	\$ 1,155.60	\$ 1,194.37	3.35%	\$ 1,429.15	\$ 1,467.92	2.71%	\$ 975.27
MGS-S Customer 11396	4.33%	\$ 21,014.72	\$ 21,336.28	1.53%	\$ 73,658.28	\$ 73,979.84	0.44%	\$ 7,752.37
MGS-S Customer 11397	5.46%	\$ 1,502.04	\$ 1,558.77	3.78%	\$ 2,259.49	\$ 2,316.22	2.51%	\$ 1,095.47

Customer	Distribution % Difference	Delivery 8/24 Prices	Delivery 1/25 Prices	Delivery % Difference	Bundled 8/24 Prices	Bundled 1/25 Prices	Bundled % Difference	Distribution 1/25 Prices
MGS-S Customer 11398	4.60%	\$ 3,093.50	\$ 3,164.37	2.29%	\$ 9,116.34	\$ 9,187.21	0.78%	\$ 1,611.04
MGS-S Customer 11399	5.82%	\$ 3,140.92	\$ 3,230.66	2.86%	\$ 9,009.50	\$ 9,099.24	1.00%	\$ 1,632.69
MGS-S Customer 11400	5.15%	\$ 838.52	\$ 881.03	5.07%	\$ 847.66	\$ 890.17	5.01%	\$ 868.48
MGS-S Customer 11401	3.51%	\$ 1,894.85	\$ 1,936.21	2.18%	\$ 3,838.47	\$ 3,879.83	1.08%	\$ 1,219.34
MGS-S Customer 11402	5.64%	\$ 2,155.10	\$ 2,224.78	3.23%	\$ 5,418.47	\$ 5,488.15	1.29%	\$ 1,306.19
MGS-S Customer 11403	5.36%	\$ 1,210.99	\$ 1,261.64	4.18%	\$ 1,552.41	\$ 1,603.06	3.26%	\$ 996.56
MGS-S Customer 11404	5.22%	\$ 925.08	\$ 969.63	4.82%	\$ 1,162.75	\$ 1,207.30	3.83%	\$ 897.21
MGS-S Customer 11405	5.35%	\$ 1,199.90	\$ 1,250.13	4.19%	\$ 1,967.98	\$ 2,018.21	2.55%	\$ 989.63
MGS-S Customer 11406	4.42%	\$ 1,539.56	\$ 1,586.25	3.03%	\$ 2,710.88	\$ 2,757.57	1.72%	\$ 1,103.28
MGS-S Customer 11407	4.31%	\$ 2,649.76	\$ 2,710.54	2.29%	\$ 6,260.49	\$ 6,321.27	0.97%	\$ 1,472.57
MGS-S Customer 11408	5.21%	\$ 708.22	\$ 742.34	4.82%	\$ 792.89	\$ 827.01	4.30%	\$ 689.01
MGS-S Customer 11409	5.29%	\$ 1,795.02	\$ 1,854.68	3.32%	\$ 4,020.88	\$ 4,080.54	1.48%	\$ 1,186.94
MGS-S Customer 11410	3.98%	\$ 2,101.93	\$ 2,151.69	2.37%	\$ 3,171.89	\$ 3,221.65	1.57%	\$ 1,298.86
MGS-S Customer 11411	5.34%	\$ 2,619.45	\$ 2,694.96	2.88%	\$ 2,733.71	\$ 2,809.22	2.76%	\$ 1,490.00
MGS-S Customer 11412	5.07%	\$ 940.62	\$ 984.16	4.63%	\$ 1,233.36	\$ 1,276.90	3.53%	\$ 901.97
MGS-S Customer 11413	4.85%	\$ 2,543.33	\$ 2,609.98	2.62%	\$ 5,551.21	\$ 5,617.86	1.20%	\$ 1,441.37
MGS-S Customer 11414	5.40%	\$ 1,328.17	\$ 1,381.45	4.01%	\$ 1,443.46	\$ 1,496.74	3.69%	\$ 1,039.19
MGS-S Customer 11415	5.21%	\$ 1,436.35	\$ 1,489.42	3.69%	\$ 2,153.93	\$ 2,207.00	2.46%	\$ 1,072.26
MGS-S Customer 11416	5.01%	\$ 1,001.96	\$ 1,046.01	4.40%	\$ 1,246.83	\$ 1,290.88	3.53%	\$ 923.60
MGS-S Customer 11417	4.32%	\$ 1,710.98	\$ 1,759.12	2.81%	\$ 2,902.29	\$ 2,950.43	1.66%	\$ 1,162.65
MGS-S Customer 11418	4.03%	\$ 3,342.59	\$ 3,403.06	1.81%	\$ 9,767.86	\$ 9,828.33	0.62%	\$ 1,559.82
MGS-S Customer 11419	5.22%	\$ 919.73	\$ 964.23	4.84%	\$ 1,015.71	\$ 1,060.21	4.38%	\$ 896.35
MGS-S Customer 11420	2.99%	\$ 10,211.92	\$ 10,327.28	1.13%	\$ 31,332.42	\$ 31,447.78	0.37%	\$ 3,972.48
MGS-S Customer 11421	5.19%	\$ 676.48	\$ 709.94	4.95%	\$ 701.50	\$ 734.96	4.77%	\$ 678.33
MGS-S Customer 11422	3.64%	\$ 4,126.89	\$ 4,191.18	1.56%	\$ 10,653.63	\$ 10,717.92	0.60%	\$ 1,830.76
MGS-S Customer 11423	5.22%	\$ 1,137.02	\$ 1,185.48	4.26%	\$ 1,178.15	\$ 1,226.61	4.11%	\$ 976.58
MGS-S Customer 11424	3.96%	\$ 1,756.20	\$ 1,801.12	2.56%	\$ 2,894.38	\$ 2,939.30	1.55%	\$ 1,177.93
MGS-S Customer 11425	4.96%	\$ 750.74	\$ 783.98	4.43%	\$ 871.06	\$ 904.30	3.82%	\$ 703.25
MGS-S Customer 11426	3.78%	\$ 1,498.38	\$ 1,538.06	2.65%	\$ 2,409.98	\$ 2,449.66	1.65%	\$ 1,089.34
MGS-S Customer 11427	1.74%	\$ 4,023.18	\$ 4,056.58	0.83%	\$ 8,136.67	\$ 8,170.07	0.41%	\$ 1,948.10
MGS-S Customer 11428	5.82%	\$ 3,130.02	\$ 3,219.87	2.87%	\$ 8,216.24	\$ 8,306.09	1.09%	\$ 1,634.46
MGS-S Customer 11429	4.21%	\$ 2,816.35	\$ 2,877.81	2.18%	\$ 7,661.13	\$ 7,722.59	0.80%	\$ 1,521.55
MGS-S Customer 11430	-0.58%	\$ 1,875.52	\$ 1,869.21	-0.34%	\$ 3,174.47	\$ 3,168.16	-0.20%	\$ 1,074.54
MGS-S Customer 11431	4.35%	\$ 1,540.11	\$ 1,580.65	2.63%	\$ 2,344.53	\$ 2,385.07	1.73%	\$ 972.61
MGS-S Customer 11432	3.68%	\$ 1,088.56	\$ 1,122.39	3.11%	\$ 1,088.56	\$ 1,122.39	3.11%	\$ 952.95
MGS-S Customer 11433	5.27%	\$ 1,023.09	\$ 1,069.79	4.56%	\$ 1,162.38	\$ 1,209.08	4.02%	\$ 932.22
MGS-S Customer 11434	5.38%	\$ 1,269.18	\$ 1,321.02	4.08%	\$ 1,763.83	\$ 1,815.67	2.94%	\$ 1,015.84
MGS-S Customer 11435	5.25%	\$ 967.43	\$ 1,012.98	4.71%	\$ 995.20	\$ 1,040.75	4.58%	\$ 913.54
MGS-S Customer 11436	5.21%	\$ 891.59	\$ 935.50	4.92%	\$ 946.55	\$ 990.46	4.64%	\$ 886.79
MGS-S Customer 11437	5.20%	\$ 863.53	\$ 906.86	5.02%	\$ 866.27	\$ 909.60	5.00%	\$ 877.34

Customer	Distribution % Difference	Delivery 8/24 Prices	Delivery 1/25 Prices	Delivery % Difference	Bundled 8/24 Prices	Bundled 1/25 Prices	Bundled % Difference	Distribution 1/25 Prices
MGS-S Customer 11438	5.41%	\$ 1,339.01	\$ 1,392.52	4.00%	\$ 1,444.13	\$ 1,497.64	3.71%	\$ 1,043.06
MGS-S Customer 11439	5.80%	\$ 2,995.39	\$ 3,082.39	2.90%	\$ 7,986.43	\$ 8,073.43	1.09%	\$ 1,588.01
MGS-S Customer 11440	5.24%	\$ 766.00	\$ 801.26	4.60%	\$ 1,088.68	\$ 1,123.94	3.24%	\$ 707.54
MGS-S Customer 11441	5.19%	\$ 843.80	\$ 886.70	5.08%	\$ 849.51	\$ 892.41	5.05%	\$ 870.42
MGS-S Customer 11442	5.16%	\$ 630.71	\$ 663.21	5.15%	\$ 630.71	\$ 663.21	5.15%	\$ 662.48
MGS-S Customer 11443	5.20%	\$ 878.79	\$ 922.44	4.97%	\$ 892.50	\$ 936.15	4.89%	\$ 882.61
MGS-S Customer 11444	5.17%	\$ 821.19	\$ 863.57	5.16%	\$ 898.89	\$ 941.27	4.71%	\$ 861.98
MGS-S Customer 11445	3.82%	\$ 14,872.68	\$ 15,080.42	1.40%	\$ 30,421.68	\$ 30,629.42	0.68%	\$ 5,641.54

Total	11,445			11,445				
Number of customers with	11,445			10,989				
% of customers with impac	100%			96%				

MGS-S Customer 1

**Stipulation
Attachment 18
Docket No. 2022-00152**

Customer	Distribution 8/25 Prices	Distribution % Difference	Delivery 1/25 Prices	Delivery 8/25 Prices	Delivery % Difference	Bundled 1/25 Prices	Bundled 8/25 Prices	Bundled % Difference
MGS-S Customer 1	\$ 9,500.95	-3.74%	\$ 28,025.51	\$ 27,656.54	-1.32%	\$ 100,386.40	\$ 100,017.43	-0.37%
MGS-S Customer 2	\$ 3,870.50	-3.34%	\$ 10,591.27	\$ 10,457.64	-1.26%	\$ 39,879.33	\$ 39,745.70	-0.34%
MGS-S Customer 3	\$ 2,028.73	-2.83%	\$ 4,611.79	\$ 4,552.63	-1.28%	\$ 13,780.31	\$ 13,721.15	-0.43%
MGS-S Customer 4	\$ 3,149.70	-3.21%	\$ 8,271.07	\$ 8,166.62	-1.26%	\$ 30,749.02	\$ 30,644.57	-0.34%
MGS-S Customer 5	\$ 3,427.91	-3.27%	\$ 9,148.29	\$ 9,032.56	-1.27%	\$ 33,312.77	\$ 33,197.04	-0.35%
MGS-S Customer 6	\$ 4,160.29	-3.38%	\$ 11,488.07	\$ 11,342.75	-1.26%	\$ 41,845.64	\$ 41,700.32	-0.35%
MGS-S Customer 7	\$ 5,924.94	-3.62%	\$ 17,599.82	\$ 17,377.54	-1.26%	\$ 65,819.09	\$ 65,596.81	-0.34%
MGS-S Customer 8	\$ 3,768.91	-3.33%	\$ 9,951.39	\$ 9,821.64	-1.30%	\$ 22,374.14	\$ 22,244.39	-0.58%
MGS-S Customer 9	\$ 7,134.91	-3.59%	\$ 21,110.53	\$ 20,844.75	-1.26%	\$ 81,825.67	\$ 81,559.89	-0.32%
MGS-S Customer 10	\$ 2,287.29	-3.17%	\$ 5,876.65	\$ 5,801.67	-1.28%	\$ 19,156.60	\$ 19,081.62	-0.39%
MGS-S Customer 11	\$ 3,954.78	-3.35%	\$ 10,665.85	\$ 10,528.80	-1.28%	\$ 31,091.62	\$ 30,954.57	-0.44%
MGS-S Customer 12	\$ 8,791.41	-3.65%	\$ 27,010.13	\$ 26,677.20	-1.23%	\$ 130,980.93	\$ 130,648.00	-0.25%
MGS-S Customer 13	\$ 1,660.07	-2.90%	\$ 3,830.64	\$ 3,781.06	-1.29%	\$ 9,865.02	\$ 9,815.44	-0.50%
MGS-S Customer 14	\$ 2,048.23	-2.85%	\$ 4,640.10	\$ 4,580.06	-1.29%	\$ 12,076.38	\$ 12,016.34	-0.50%
MGS-S Customer 15	\$ 4,542.56	-3.51%	\$ 12,302.01	\$ 12,136.90	-1.34%	\$ 38,089.03	\$ 37,923.92	-0.43%
MGS-S Customer 16	\$ 2,140.59	-3.13%	\$ 5,252.83	\$ 5,183.77	-1.31%	\$ 9,632.44	\$ 9,563.38	-0.72%
MGS-S Customer 17	\$ 5,077.14	-3.47%	\$ 14,250.64	\$ 14,068.20	-1.28%	\$ 44,018.61	\$ 43,836.17	-0.41%
MGS-S Customer 18	\$ 4,446.98	-3.41%	\$ 12,468.96	\$ 12,311.96	-1.26%	\$ 48,210.63	\$ 48,053.63	-0.33%
MGS-S Customer 19	\$ 1,792.06	-2.69%	\$ 3,850.73	\$ 3,801.22	-1.29%	\$ 10,997.24	\$ 10,947.73	-0.45%
MGS-S Customer 20	\$ 2,337.93	-2.97%	\$ 5,488.68	\$ 5,417.03	-1.31%	\$ 11,831.23	\$ 11,759.58	-0.61%
MGS-S Customer 21	\$ 2,111.97	-2.87%	\$ 4,864.24	\$ 4,801.74	-1.28%	\$ 14,115.37	\$ 14,052.87	-0.44%
MGS-S Customer 22	\$ 3,104.81	-3.36%	\$ 8,472.12	\$ 8,364.05	-1.28%	\$ 27,706.24	\$ 27,598.17	-0.39%
MGS-S Customer 23	\$ 2,919.23	-3.33%	\$ 7,962.68	\$ 7,862.03	-1.26%	\$ 29,529.03	\$ 29,428.38	-0.34%
MGS-S Customer 24	\$ 3,452.36	-3.27%	\$ 9,298.42	\$ 9,181.59	-1.26%	\$ 36,939.60	\$ 36,822.77	-0.32%
MGS-S Customer 25	\$ 920.65	-1.54%	\$ 1,081.44	\$ 1,067.07	-1.33%	\$ 1,392.24	\$ 1,377.87	-1.03%
MGS-S Customer 26	\$ 1,627.07	-2.57%	\$ 3,337.41	\$ 3,294.50	-1.29%	\$ 9,570.84	\$ 9,527.93	-0.45%
MGS-S Customer 27	\$ 2,960.36	-3.17%	\$ 7,493.01	\$ 7,396.15	-1.29%	\$ 19,731.79	\$ 19,634.93	-0.49%
MGS-S Customer 28	\$ 2,823.82	-3.13%	\$ 7,083.49	\$ 6,992.10	-1.29%	\$ 19,366.61	\$ 19,275.22	-0.47%
MGS-S Customer 29	\$ 850.47	-1.34%	\$ 888.09	\$ 876.58	-1.30%	\$ 2,167.84	\$ 2,156.33	-0.53%
MGS-S Customer 30	\$ 2,300.51	-2.96%	\$ 5,458.72	\$ 5,388.59	-1.28%	\$ 15,906.99	\$ 15,836.86	-0.44%
MGS-S Customer 31	\$ 14,980.89	-3.75%	\$ 46,112.07	\$ 45,528.62	-1.27%	\$ 168,438.18	\$ 167,854.73	-0.35%
MGS-S Customer 32	\$ 4,044.79	-3.36%	\$ 11,264.89	\$ 11,124.20	-1.25%	\$ 47,719.57	\$ 47,578.88	-0.29%
MGS-S Customer 33	\$ 1,446.87	-2.75%	\$ 3,314.07	\$ 3,273.09	-1.24%	\$ 15,584.62	\$ 15,543.64	-0.26%
MGS-S Customer 34	\$ 4,154.14	-3.37%	\$ 11,532.73	\$ 11,387.69	-1.26%	\$ 45,075.97	\$ 44,930.93	-0.32%
MGS-S Customer 35	\$ 6,403.22	-3.64%	\$ 19,075.53	\$ 18,833.87	-1.27%	\$ 68,665.96	\$ 68,424.30	-0.35%
MGS-S Customer 36	\$ 3,520.72	-3.42%	\$ 9,781.41	\$ 9,656.74	-1.27%	\$ 32,093.10	\$ 31,968.43	-0.39%
MGS-S Customer 37	\$ 2,345.94	-2.98%	\$ 5,598.06	\$ 5,526.00	-1.29%	\$ 15,894.36	\$ 15,822.30	-0.45%

Customer	Distribution 8/25 Prices	Distribution % Difference	Delivery 1/25 Prices	Delivery 8/25 Prices	Delivery % Difference	Bundled 1/25 Prices	Bundled 8/25 Prices	Bundled % Difference
MGS-S Customer 38	\$ 1,419.39	-2.37%	\$ 2,603.95	\$ 2,569.51	-1.32%	\$ 3,847.14	\$ 3,812.70	-0.90%
MGS-S Customer 39	\$ 1,621.05	-2.56%	\$ 3,228.41	\$ 3,185.84	-1.32%	\$ 5,248.59	\$ 5,206.02	-0.81%
MGS-S Customer 40	\$ 2,738.43	-3.29%	\$ 7,097.68	\$ 7,004.51	-1.31%	\$ 13,475.76	\$ 13,382.59	-0.69%
MGS-S Customer 41	\$ 1,883.93	-2.76%	\$ 4,068.50	\$ 4,015.08	-1.31%	\$ 7,778.64	\$ 7,725.22	-0.69%
MGS-S Customer 42	\$ 1,922.56	-3.04%	\$ 4,654.18	\$ 4,593.97	-1.29%	\$ 12,116.63	\$ 12,056.42	-0.50%
MGS-S Customer 43	\$ 945.94	-2.15%	\$ 1,550.95	\$ 1,530.20	-1.34%	\$ 1,553.01	\$ 1,532.26	-1.34%
MGS-S Customer 44	\$ 1,744.64	-2.95%	\$ 4,146.38	\$ 4,093.29	-1.28%	\$ 12,903.55	\$ 12,850.46	-0.41%
MGS-S Customer 45	\$ 1,419.93	-2.73%	\$ 3,050.35	\$ 3,010.54	-1.31%	\$ 6,578.81	\$ 6,539.00	-0.61%
MGS-S Customer 46	\$ 1,508.17	-2.79%	\$ 3,281.29	\$ 3,237.98	-1.32%	\$ 5,200.92	\$ 5,157.61	-0.83%
MGS-S Customer 47	\$ 1,286.94	-2.60%	\$ 2,629.52	\$ 2,595.12	-1.31%	\$ 5,324.77	\$ 5,290.37	-0.65%
MGS-S Customer 48	\$ 2,392.86	-3.21%	\$ 6,265.78	\$ 6,186.53	-1.26%	\$ 22,956.62	\$ 22,877.37	-0.35%
MGS-S Customer 49	\$ 4,255.23	-3.39%	\$ 12,002.24	\$ 11,852.84	-1.24%	\$ 52,925.20	\$ 52,775.80	-0.28%
MGS-S Customer 50	\$ 2,447.29	-3.01%	\$ 5,988.16	\$ 5,912.32	-1.27%	\$ 21,170.49	\$ 21,094.65	-0.36%
MGS-S Customer 51	\$ 3,831.06	-3.46%	\$ 10,810.97	\$ 10,673.64	-1.27%	\$ 37,317.28	\$ 37,179.95	-0.37%
MGS-S Customer 52	\$ 4,379.01	-3.40%	\$ 11,875.77	\$ 11,721.62	-1.30%	\$ 28,878.20	\$ 28,724.05	-0.53%
MGS-S Customer 53	\$ 4,587.37	-3.53%	\$ 13,312.45	\$ 13,144.39	-1.26%	\$ 49,977.38	\$ 49,809.32	-0.34%
MGS-S Customer 54	\$ 1,160.17	-2.46%	\$ 2,230.87	\$ 2,201.64	-1.31%	\$ 4,287.62	\$ 4,258.39	-0.68%
MGS-S Customer 55	\$ 1,034.87	-2.28%	\$ 1,840.08	\$ 1,815.93	-1.31%	\$ 3,330.08	\$ 3,305.93	-0.73%
MGS-S Customer 56	\$ 1,239.50	-2.55%	\$ 2,467.71	\$ 2,435.29	-1.31%	\$ 4,414.76	\$ 4,382.34	-0.73%
MGS-S Customer 57	\$ 1,300.40	-2.61%	\$ 2,674.39	\$ 2,639.57	-1.30%	\$ 5,873.77	\$ 5,838.95	-0.59%
MGS-S Customer 58	\$ 3,057.65	-3.19%	\$ 7,907.16	\$ 7,806.36	-1.27%	\$ 26,007.44	\$ 25,906.64	-0.39%
MGS-S Customer 59	\$ 2,760.16	-3.12%	\$ 6,951.39	\$ 6,862.62	-1.28%	\$ 22,293.80	\$ 22,205.03	-0.40%
MGS-S Customer 60	\$ 4,408.02	-3.40%	\$ 12,210.91	\$ 12,055.52	-1.27%	\$ 41,169.89	\$ 41,014.50	-0.38%
MGS-S Customer 61	\$ 2,030.09	-2.84%	\$ 4,616.01	\$ 4,556.70	-1.28%	\$ 13,548.46	\$ 13,489.15	-0.44%
MGS-S Customer 62	\$ 2,697.45	-3.10%	\$ 6,773.79	\$ 6,687.42	-1.28%	\$ 22,367.47	\$ 22,281.10	-0.39%
MGS-S Customer 63	\$ 3,442.15	-3.27%	\$ 9,207.51	\$ 9,091.03	-1.27%	\$ 33,753.40	\$ 33,636.92	-0.35%
MGS-S Customer 64	\$ 2,657.13	-3.09%	\$ 6,618.40	\$ 6,533.74	-1.28%	\$ 20,770.64	\$ 20,685.98	-0.41%
MGS-S Customer 65	\$ 3,058.05	-3.36%	\$ 8,366.03	\$ 8,259.79	-1.27%	\$ 29,179.27	\$ 29,073.03	-0.36%
MGS-S Customer 66	\$ 6,160.87	-3.54%	\$ 18,093.31	\$ 17,867.27	-1.25%	\$ 76,148.39	\$ 75,922.35	-0.30%
MGS-S Customer 67	\$ 1,537.04	-2.81%	\$ 3,463.93	\$ 3,419.40	-1.29%	\$ 9,948.85	\$ 9,904.32	-0.45%
MGS-S Customer 68	\$ 2,279.19	-3.17%	\$ 5,863.36	\$ 5,788.76	-1.27%	\$ 19,796.10	\$ 19,721.50	-0.38%
MGS-S Customer 69	\$ 1,861.97	-2.74%	\$ 4,008.02	\$ 3,955.61	-1.31%	\$ 8,564.86	\$ 8,512.45	-0.61%
MGS-S Customer 70	\$ 4,374.37	-3.40%	\$ 12,172.76	\$ 12,018.66	-1.27%	\$ 44,084.32	\$ 43,930.22	-0.35%
MGS-S Customer 71	\$ 3,715.31	-3.32%	\$ 10,003.59	\$ 9,876.20	-1.27%	\$ 33,423.07	\$ 33,295.68	-0.38%
MGS-S Customer 72	\$ 3,780.41	-3.32%	\$ 10,290.57	\$ 10,160.55	-1.26%	\$ 38,116.06	\$ 37,986.04	-0.34%
MGS-S Customer 73	\$ 3,444.74	-3.27%	\$ 9,240.10	\$ 9,123.71	-1.26%	\$ 35,472.75	\$ 35,356.36	-0.33%
MGS-S Customer 74	\$ 2,272.14	-2.95%	\$ 5,381.03	\$ 5,312.05	-1.28%	\$ 16,229.68	\$ 16,160.70	-0.43%
MGS-S Customer 75	\$ 2,382.58	-2.99%	\$ 5,690.73	\$ 5,617.31	-1.29%	\$ 15,400.74	\$ 15,327.32	-0.48%
MGS-S Customer 76	\$ 1,137.20	-2.00%	\$ 1,783.98	\$ 1,760.82	-1.30%	\$ 4,361.77	\$ 4,338.61	-0.53%
MGS-S Customer 77	\$ 6,384.60	-3.63%	\$ 19,089.36	\$ 18,848.56	-1.26%	\$ 72,372.79	\$ 72,131.99	-0.33%

Internal Use

Customer	Distribution 8/25 Prices	Distribution % Difference	Delivery 1/25 Prices	Delivery 8/25 Prices	Delivery % Difference	Bundled 1/25 Prices	Bundled 8/25 Prices	Bundled % Difference
MGS-S Customer 78	\$ 2,883.04	-3.15%	\$ 7,318.12	\$ 7,224.39	-1.28%	\$ 22,465.37	\$ 22,371.64	-0.42%
MGS-S Customer 79	\$ 1,707.95	-2.93%	\$ 3,979.39	\$ 3,927.87	-1.29%	\$ 10,182.31	\$ 10,130.79	-0.51%
MGS-S Customer 80	\$ 1,975.70	-2.80%	\$ 4,436.73	\$ 4,379.76	-1.28%	\$ 12,996.79	\$ 12,939.82	-0.44%
MGS-S Customer 81	\$ 1,018.43	-1.77%	\$ 1,400.01	\$ 1,381.66	-1.31%	\$ 2,770.83	\$ 2,752.48	-0.66%
MGS-S Customer 82	\$ 3,752.30	-3.45%	\$ 10,801.15	\$ 10,666.92	-1.24%	\$ 48,291.29	\$ 48,157.06	-0.28%
MGS-S Customer 83	\$ 5,639.33	-3.60%	\$ 16,602.13	\$ 16,391.49	-1.27%	\$ 58,477.48	\$ 58,266.84	-0.36%
MGS-S Customer 84	\$ 3,189.40	-3.24%	\$ 8,183.25	\$ 8,076.55	-1.30%	\$ 18,887.47	\$ 18,780.77	-0.56%
MGS-S Customer 85	\$ 2,135.20	-2.89%	\$ 4,958.77	\$ 4,895.30	-1.28%	\$ 15,324.77	\$ 15,261.30	-0.41%
MGS-S Customer 86	\$ 4,332.82	-3.51%	\$ 12,553.86	\$ 12,396.10	-1.26%	\$ 49,776.39	\$ 49,618.63	-0.32%
MGS-S Customer 87	\$ 6,245.85	-3.55%	\$ 18,144.96	\$ 17,915.08	-1.27%	\$ 65,148.46	\$ 64,918.58	-0.35%
MGS-S Customer 88	\$ 9,073.75	-3.66%	\$ 27,079.70	\$ 26,735.31	-1.27%	\$ 92,511.65	\$ 92,167.26	-0.37%
MGS-S Customer 89	\$ 3,407.02	-3.41%	\$ 9,552.30	\$ 9,431.95	-1.26%	\$ 36,793.79	\$ 36,673.44	-0.33%
MGS-S Customer 90	\$ 2,346.64	-3.19%	\$ 5,992.65	\$ 5,915.35	-1.29%	\$ 16,331.23	\$ 16,253.93	-0.47%
MGS-S Customer 91	\$ 20,190.54	-3.79%	\$ 61,555.39	\$ 60,760.66	-1.29%	\$ 167,203.58	\$ 166,408.85	-0.48%
MGS-S Customer 92	\$ 3,606.04	-3.30%	\$ 9,581.67	\$ 9,458.69	-1.28%	\$ 28,494.59	\$ 28,371.61	-0.43%
MGS-S Customer 93	\$ 8,878.43	-3.83%	\$ 25,533.60	\$ 25,179.93	-1.39%	\$ 97,062.66	\$ 96,708.99	-0.36%
MGS-S Customer 94	\$ 2,598.82	-3.07%	\$ 6,342.44	\$ 6,260.19	-1.30%	\$ 15,739.83	\$ 15,657.58	-0.52%
MGS-S Customer 95	\$ 2,441.19	-3.20%	\$ 6,267.39	\$ 6,186.78	-1.29%	\$ 17,318.97	\$ 17,238.36	-0.47%
MGS-S Customer 96	\$ 7,149.17	-3.59%	\$ 20,369.80	\$ 20,103.33	-1.31%	\$ 42,386.12	\$ 42,119.65	-0.63%
MGS-S Customer 97	\$ 8,658.86	-3.65%	\$ 26,268.72	\$ 25,941.07	-1.25%	\$ 113,340.38	\$ 113,012.73	-0.29%
MGS-S Customer 98	\$ 8,067.14	-3.63%	\$ 23,970.52	\$ 23,666.92	-1.27%	\$ 86,407.04	\$ 86,103.44	-0.35%
MGS-S Customer 99	\$ 2,037.00	-3.08%	\$ 5,103.89	\$ 5,039.06	-1.27%	\$ 17,636.33	\$ 17,571.50	-0.37%
MGS-S Customer 100	\$ 2,801.80	-3.13%	\$ 7,069.57	\$ 6,979.07	-1.28%	\$ 21,939.04	\$ 21,848.54	-0.41%
MGS-S Customer 101	\$ 1,671.29	-2.90%	\$ 3,861.69	\$ 3,811.77	-1.29%	\$ 10,023.36	\$ 9,973.44	-0.50%
MGS-S Customer 102	\$ 2,439.05	-3.01%	\$ 5,933.12	\$ 5,857.42	-1.28%	\$ 19,171.71	\$ 19,096.01	-0.39%
MGS-S Customer 103	\$ 4,260.73	-3.51%	\$ 12,211.42	\$ 12,056.58	-1.27%	\$ 43,327.47	\$ 43,172.63	-0.36%
MGS-S Customer 104	\$ 2,459.91	-3.22%	\$ 6,447.10	\$ 6,365.20	-1.27%	\$ 22,237.20	\$ 22,155.30	-0.37%
MGS-S Customer 105	\$ 2,643.46	-3.27%	\$ 6,773.45	\$ 6,683.99	-1.32%	\$ 10,996.64	\$ 10,907.18	-0.81%
MGS-S Customer 106	\$ 2,214.44	-3.16%	\$ 5,501.46	\$ 5,429.12	-1.31%	\$ 10,401.09	\$ 10,328.75	-0.70%
MGS-S Customer 107	\$ 1,993.65	-3.07%	\$ 4,934.77	\$ 4,871.70	-1.28%	\$ 15,649.96	\$ 15,586.89	-0.40%
MGS-S Customer 108	\$ 1,621.69	-2.56%	\$ 3,302.06	\$ 3,259.38	-1.29%	\$ 8,643.20	\$ 8,600.52	-0.49%
MGS-S Customer 109	\$ 1,591.51	-2.87%	\$ 3,670.23	\$ 3,623.21	-1.28%	\$ 11,456.96	\$ 11,409.94	-0.41%
MGS-S Customer 110	\$ 3,022.42	-3.19%	\$ 7,769.32	\$ 7,669.88	-1.28%	\$ 24,173.01	\$ 24,073.57	-0.41%
MGS-S Customer 111	\$ 2,360.88	-2.99%	\$ 5,594.02	\$ 5,521.28	-1.30%	\$ 13,295.85	\$ 13,223.11	-0.55%
MGS-S Customer 112	\$ 1,423.72	-2.38%	\$ 2,684.79	\$ 2,650.10	-1.29%	\$ 7,080.74	\$ 7,046.05	-0.49%
MGS-S Customer 113	\$ 1,428.52	-2.39%	\$ 2,705.81	\$ 2,670.87	-1.29%	\$ 7,268.24	\$ 7,233.30	-0.48%
MGS-S Customer 114	\$ 2,173.21	-2.90%	\$ 5,025.22	\$ 4,960.21	-1.29%	\$ 13,014.19	\$ 12,949.18	-0.50%
MGS-S Customer 115	\$ 2,379.37	-2.99%	\$ 5,722.27	\$ 5,648.96	-1.28%	\$ 17,413.73	\$ 17,340.42	-0.42%
MGS-S Customer 116	\$ 1,814.11	-2.98%	\$ 4,342.12	\$ 4,286.41	-1.28%	\$ 12,838.65	\$ 12,782.94	-0.43%
MGS-S Customer 117	\$ 6,316.84	-3.51%	\$ 17,527.81	\$ 17,298.23	-1.31%	\$ 31,541.11	\$ 31,311.53	-0.73%

Customer	Distribution 8/25 Prices	Distribution % Difference	Delivery 1/25 Prices	Delivery 8/25 Prices	Delivery % Difference	Bundled 1/25 Prices	Bundled 8/25 Prices	Bundled % Difference
MGS-S Customer 118	\$ 2,581.16	-3.25%	\$ 6,822.94	\$ 6,736.14	-1.27%	\$ 23,058.21	\$ 22,971.41	-0.38%
MGS-S Customer 119	\$ 653.27	-1.34%	\$ 868.88	\$ 860.04	-1.02%	\$ 11,004.64	\$ 10,995.80	-0.08%
MGS-S Customer 120	\$ 2,717.31	-3.29%	\$ 7,268.36	\$ 7,175.97	-1.27%	\$ 24,975.23	\$ 24,882.84	-0.37%
MGS-S Customer 121	\$ 3,246.43	-3.39%	\$ 8,888.06	\$ 8,774.31	-1.28%	\$ 27,633.59	\$ 27,519.84	-0.41%
MGS-S Customer 122	\$ 3,472.27	-3.27%	\$ 9,128.72	\$ 9,011.20	-1.29%	\$ 25,770.08	\$ 25,652.56	-0.46%
MGS-S Customer 123	\$ 2,327.29	-2.97%	\$ 5,653.31	\$ 5,582.05	-1.26%	\$ 21,545.10	\$ 21,473.84	-0.33%
MGS-S Customer 124	\$ 3,774.14	-3.32%	\$ 10,103.90	\$ 9,974.14	-1.28%	\$ 29,725.26	\$ 29,595.50	-0.44%
MGS-S Customer 125	\$ 2,902.51	-3.15%	\$ 7,447.07	\$ 7,352.53	-1.27%	\$ 25,966.93	\$ 25,872.39	-0.36%
MGS-S Customer 126	\$ 3,390.64	-3.26%	\$ 8,790.17	\$ 8,675.94	-1.30%	\$ 20,900.40	\$ 20,786.17	-0.55%
MGS-S Customer 127	\$ 1,624.30	-2.57%	\$ 3,331.68	\$ 3,288.89	-1.28%	\$ 9,739.59	\$ 9,696.80	-0.44%
MGS-S Customer 128	\$ 1,721.01	-2.65%	\$ 3,700.82	\$ 3,654.02	-1.26%	\$ 13,632.62	\$ 13,585.82	-0.34%
MGS-S Customer 129	\$ 2,138.92	-2.89%	\$ 4,923.49	\$ 4,859.79	-1.29%	\$ 12,821.39	\$ 12,757.69	-0.50%
MGS-S Customer 130	\$ 5,181.97	-3.48%	\$ 14,578.25	\$ 14,391.25	-1.28%	\$ 44,076.56	\$ 43,889.56	-0.42%
MGS-S Customer 131	\$ 3,809.01	-3.34%	\$ 10,226.54	\$ 10,094.74	-1.29%	\$ 32,293.14	\$ 32,161.34	-0.41%
MGS-S Customer 132	\$ 2,348.47	-2.98%	\$ 5,644.77	\$ 5,572.69	-1.28%	\$ 18,071.17	\$ 17,999.09	-0.40%
MGS-S Customer 133	\$ 3,506.97	-3.28%	\$ 9,265.79	\$ 9,146.83	-1.28%	\$ 27,406.63	\$ 27,287.67	-0.43%
MGS-S Customer 134	\$ 1,002.07	-1.73%	\$ 1,426.53	\$ 1,408.85	-1.24%	\$ 6,532.40	\$ 6,514.72	-0.27%
MGS-S Customer 135	\$ 2,475.71	-3.03%	\$ 5,962.75	\$ 5,885.52	-1.30%	\$ 15,106.36	\$ 15,029.13	-0.51%
MGS-S Customer 136	\$ 1,325.06	-2.27%	\$ 2,359.03	\$ 2,328.32	-1.30%	\$ 5,385.42	\$ 5,354.71	-0.57%
MGS-S Customer 137	\$ 2,002.32	-2.82%	\$ 4,505.30	\$ 4,447.22	-1.29%	\$ 12,375.78	\$ 12,317.70	-0.47%
MGS-S Customer 138	\$ 2,337.29	-3.19%	\$ 6,055.81	\$ 5,978.86	-1.27%	\$ 20,798.91	\$ 20,721.96	-0.37%
MGS-S Customer 139	\$ 1,506.97	-2.46%	\$ 3,006.27	\$ 2,968.28	-1.26%	\$ 10,975.82	\$ 10,937.83	-0.35%
MGS-S Customer 140	\$ 1,342.78	-2.28%	\$ 2,421.82	\$ 2,390.47	-1.29%	\$ 6,096.54	\$ 6,065.19	-0.51%
MGS-S Customer 141	\$ 9,183.12	-4.20%	\$ 23,715.44	\$ 23,312.44	-1.70%	\$ 67,227.04	\$ 66,824.04	-0.60%
MGS-S Customer 142	\$ 5,834.59	-3.74%	\$ 15,787.47	\$ 15,560.63	-1.44%	\$ 47,351.67	\$ 47,124.83	-0.48%
MGS-S Customer 143	\$ 3,114.03	-3.20%	\$ 8,006.48	\$ 7,903.54	-1.29%	\$ 22,972.28	\$ 22,869.34	-0.45%
MGS-S Customer 144	\$ 2,949.67	-3.34%	\$ 7,884.08	\$ 7,782.28	-1.29%	\$ 21,266.64	\$ 21,164.84	-0.48%
MGS-S Customer 145	\$ 6,513.36	-3.64%	\$ 19,342.36	\$ 19,096.31	-1.27%	\$ 65,815.68	\$ 65,569.63	-0.37%
MGS-S Customer 146	\$ 3,675.97	-3.45%	\$ 10,227.96	\$ 10,096.73	-1.28%	\$ 30,709.04	\$ 30,577.81	-0.43%
MGS-S Customer 147	\$ 6,410.71	-3.55%	\$ 18,692.80	\$ 18,456.79	-1.26%	\$ 69,425.87	\$ 69,189.86	-0.34%
MGS-S Customer 148	\$ 2,141.02	-2.89%	\$ 4,996.32	\$ 4,932.61	-1.28%	\$ 16,340.42	\$ 16,276.71	-0.39%
MGS-S Customer 149	\$ 5,124.78	-3.48%	\$ 14,406.22	\$ 14,221.69	-1.28%	\$ 44,354.73	\$ 44,170.20	-0.42%
MGS-S Customer 150	\$ 2,549.92	-3.25%	\$ 6,692.97	\$ 6,607.44	-1.28%	\$ 21,226.05	\$ 21,140.52	-0.40%
MGS-S Customer 151	\$ 2,032.29	-3.08%	\$ 5,202.25	\$ 5,137.59	-1.24%	\$ 23,235.11	\$ 23,170.45	-0.28%
MGS-S Customer 152	\$ 3,073.89	-3.20%	\$ 7,708.51	\$ 7,607.02	-1.32%	\$ 13,570.24	\$ 13,468.75	-0.75%
MGS-S Customer 153	\$ 2,383.38	-3.20%	\$ 6,077.16	\$ 5,998.34	-1.30%	\$ 15,032.46	\$ 14,953.64	-0.52%
MGS-S Customer 154	\$ 4,377.96	-3.40%	\$ 12,033.02	\$ 11,878.77	-1.28%	\$ 36,527.61	\$ 36,373.36	-0.42%
MGS-S Customer 155	\$ 3,021.75	-3.35%	\$ 8,154.50	\$ 8,049.87	-1.28%	\$ 24,314.47	\$ 24,209.84	-0.43%
MGS-S Customer 156	\$ 4,131.21	-3.49%	\$ 11,548.74	\$ 11,399.30	-1.29%	\$ 29,790.71	\$ 29,641.27	-0.50%
MGS-S Customer 157	\$ 4,221.44	-3.39%	\$ 11,578.15	\$ 11,430.23	-1.28%	\$ 36,991.08	\$ 36,843.16	-0.40%

Customer	Distribution 8/25 Prices	Distribution % Difference	Delivery 1/25 Prices	Delivery 8/25 Prices	Delivery % Difference	Bundled 1/25 Prices	Bundled 8/25 Prices	Bundled % Difference
MGS-S Customer 158	\$ 3,120.32	-3.37%	\$ 8,508.43	\$ 8,399.66	-1.28%	\$ 27,046.57	\$ 26,937.80	-0.40%
MGS-S Customer 159	\$ 3,161.37	-3.22%	\$ 8,177.07	\$ 8,072.01	-1.28%	\$ 23,991.16	\$ 23,886.10	-0.44%
MGS-S Customer 160	\$ 4,755.69	-3.55%	\$ 13,776.25	\$ 13,601.33	-1.27%	\$ 48,104.48	\$ 47,929.56	-0.36%
MGS-S Customer 161	\$ 1,497.45	-2.78%	\$ 3,288.70	\$ 3,245.86	-1.30%	\$ 7,271.47	\$ 7,228.63	-0.59%
MGS-S Customer 162	\$ 1,428.21	-2.72%	\$ 3,117.58	\$ 3,077.63	-1.28%	\$ 9,185.09	\$ 9,145.14	-0.43%
MGS-S Customer 163	\$ 1,904.18	-3.03%	\$ 4,642.76	\$ 4,583.31	-1.28%	\$ 14,291.18	\$ 14,231.73	-0.42%
MGS-S Customer 164	\$ 2,040.86	-2.84%	\$ 4,699.77	\$ 4,640.14	-1.27%	\$ 16,411.80	\$ 16,352.17	-0.36%
MGS-S Customer 165	\$ 7,768.82	-3.62%	\$ 22,333.74	\$ 22,041.56	-1.31%	\$ 47,151.01	\$ 46,858.83	-0.62%
MGS-S Customer 166	\$ 1,409.55	-2.36%	\$ 2,795.08	\$ 2,760.97	-1.22%	\$ 14,698.27	\$ 14,664.16	-0.23%
MGS-S Customer 167	\$ 4,076.26	-3.37%	\$ 11,031.89	\$ 10,889.94	-1.29%	\$ 31,420.64	\$ 31,278.69	-0.45%
MGS-S Customer 168	\$ 1,169.62	-2.05%	\$ 2,038.88	\$ 2,014.38	-1.20%	\$ 12,220.46	\$ 12,195.96	-0.20%
MGS-S Customer 169	\$ 7,320.26	-3.60%	\$ 21,945.44	\$ 21,672.02	-1.25%	\$ 95,768.91	\$ 95,495.49	-0.29%
MGS-S Customer 170	\$ 2,166.34	-3.13%	\$ 5,387.00	\$ 5,316.93	-1.30%	\$ 12,623.89	\$ 12,553.82	-0.56%
MGS-S Customer 171	\$ 2,034.26	-3.08%	\$ 5,013.89	\$ 4,949.18	-1.29%	\$ 13,587.89	\$ 13,523.18	-0.48%
MGS-S Customer 172	\$ 2,247.47	-2.94%	\$ 5,325.38	\$ 5,257.37	-1.28%	\$ 17,030.55	\$ 16,962.54	-0.40%
MGS-S Customer 173	\$ 2,164.05	-2.91%	\$ 5,124.01	\$ 5,059.26	-1.26%	\$ 19,043.27	\$ 18,978.52	-0.34%
MGS-S Customer 174	\$ 3,856.10	-3.34%	\$ 10,466.05	\$ 10,332.89	-1.27%	\$ 35,476.08	\$ 35,342.92	-0.38%
MGS-S Customer 175	\$ 1,723.90	-2.64%	\$ 3,548.21	\$ 3,501.42	-1.32%	\$ 5,858.28	\$ 5,811.49	-0.80%
MGS-S Customer 176	\$ 2,151.42	-2.90%	\$ 4,980.32	\$ 4,916.12	-1.29%	\$ 13,839.98	\$ 13,775.78	-0.46%
MGS-S Customer 177	\$ 5,795.71	-3.52%	\$ 16,017.12	\$ 15,805.72	-1.32%	\$ 26,118.03	\$ 25,906.63	-0.81%
MGS-S Customer 178	\$ 6,572.84	-3.57%	\$ 19,001.84	\$ 18,758.49	-1.28%	\$ 58,925.57	\$ 58,682.22	-0.41%
MGS-S Customer 179	\$ 6,237.78	-3.63%	\$ 18,311.95	\$ 18,077.01	-1.28%	\$ 55,068.29	\$ 54,833.35	-0.43%
MGS-S Customer 180	\$ 1,580.75	-2.54%	\$ 3,213.53	\$ 3,172.36	-1.28%	\$ 9,941.37	\$ 9,900.20	-0.41%
MGS-S Customer 181	\$ 3,825.74	-3.46%	\$ 10,722.63	\$ 10,585.49	-1.28%	\$ 33,607.70	\$ 33,470.56	-0.41%
MGS-S Customer 182	\$ 1,507.90	-2.80%	\$ 3,325.95	\$ 3,282.57	-1.30%	\$ 7,273.19	\$ 7,229.81	-0.60%
MGS-S Customer 183	\$ 1,435.72	-2.74%	\$ 3,175.68	\$ 3,135.16	-1.28%	\$ 10,316.82	\$ 10,276.30	-0.39%
MGS-S Customer 184	\$ 6,045.22	-3.78%	\$ 16,123.67	\$ 15,886.49	-1.47%	\$ 39,259.78	\$ 39,022.60	-0.60%
MGS-S Customer 185	\$ 2,134.38	-3.12%	\$ 5,324.73	\$ 5,255.99	-1.29%	\$ 14,326.19	\$ 14,257.45	-0.48%
MGS-S Customer 186	\$ 4,037.36	-3.48%	\$ 11,654.98	\$ 11,509.27	-1.25%	\$ 48,859.92	\$ 48,714.21	-0.30%
MGS-S Customer 187	\$ 2,156.77	-3.14%	\$ 5,349.47	\$ 5,279.59	-1.31%	\$ 11,684.25	\$ 11,614.37	-0.60%
MGS-S Customer 188	\$ 1,560.53	-2.83%	\$ 3,711.23	\$ 3,665.85	-1.22%	\$ 19,080.38	\$ 19,035.00	-0.24%
MGS-S Customer 189	\$ 2,279.82	-2.95%	\$ 5,378.08	\$ 5,308.86	-1.29%	\$ 15,113.34	\$ 15,044.12	-0.46%
MGS-S Customer 190	\$ 1,055.18	-2.33%	\$ 1,956.77	\$ 1,931.57	-1.29%	\$ 5,590.47	\$ 5,565.27	-0.45%
MGS-S Customer 191	\$ 3,170.22	-3.37%	\$ 8,798.42	\$ 8,687.77	-1.26%	\$ 34,494.72	\$ 34,384.07	-0.32%
MGS-S Customer 192	\$ 2,163.48	-3.13%	\$ 5,378.41	\$ 5,308.44	-1.30%	\$ 12,581.59	\$ 12,511.62	-0.56%
MGS-S Customer 193	\$ 2,474.32	-3.23%	\$ 6,521.88	\$ 6,439.33	-1.27%	\$ 23,669.66	\$ 23,587.11	-0.35%
MGS-S Customer 194	\$ 6,330.61	-3.63%	\$ 18,589.11	\$ 18,350.39	-1.28%	\$ 55,107.78	\$ 54,869.06	-0.43%
MGS-S Customer 195	\$ 2,100.93	-2.87%	\$ 4,777.91	\$ 4,715.81	-1.30%	\$ 11,307.16	\$ 11,245.06	-0.55%
MGS-S Customer 196	\$ 6,732.56	-3.65%	\$ 20,300.23	\$ 20,045.38	-1.26%	\$ 81,426.72	\$ 81,171.87	-0.31%
MGS-S Customer 197	\$ 2,829.90	-3.13%	\$ 7,076.21	\$ 6,984.66	-1.29%	\$ 18,287.08	\$ 18,195.53	-0.50%

Customer	Distribution 8/25 Prices	Distribution % Difference	Delivery 1/25 Prices	Delivery 8/25 Prices	Delivery % Difference	Bundled 1/25 Prices	Bundled 8/25 Prices	Bundled % Difference
MGS-S Customer 198	\$ 653.83	-1.34%	\$ 663.83	\$ 654.97	-1.33%	\$ 663.94	\$ 655.08	-1.33%
MGS-S Customer 199	\$ 653.27	-1.34%	\$ 662.11	\$ 653.27	-1.34%	\$ 662.11	\$ 653.27	-1.34%
MGS-S Customer 200	\$ 1,278.11	-2.59%	\$ 2,606.95	\$ 2,573.01	-1.30%	\$ 5,741.32	\$ 5,707.38	-0.59%
MGS-S Customer 201	\$ 2,405.43	-3.00%	\$ 5,687.74	\$ 5,613.34	-1.31%	\$ 11,730.00	\$ 11,655.60	-0.63%
MGS-S Customer 202	\$ 3,704.84	-3.31%	\$ 9,915.49	\$ 9,788.61	-1.28%	\$ 30,766.32	\$ 30,639.44	-0.41%
MGS-S Customer 203	\$ 2,056.53	-3.09%	\$ 5,148.61	\$ 5,083.01	-1.27%	\$ 17,030.32	\$ 16,964.72	-0.39%
MGS-S Customer 204	\$ 4,101.97	-3.49%	\$ 11,472.95	\$ 11,324.60	-1.29%	\$ 30,107.07	\$ 29,958.72	-0.49%
MGS-S Customer 205	\$ 2,050.07	-2.85%	\$ 4,643.27	\$ 4,583.22	-1.29%	\$ 12,114.29	\$ 12,054.24	-0.50%
MGS-S Customer 206	\$ 2,280.77	-2.95%	\$ 5,359.91	\$ 5,290.54	-1.29%	\$ 13,791.77	\$ 13,722.40	-0.50%
MGS-S Customer 207	\$ 3,187.42	-3.22%	\$ 8,449.64	\$ 8,343.63	-1.25%	\$ 33,999.00	\$ 33,892.99	-0.31%
MGS-S Customer 208	\$ 2,321.07	-2.97%	\$ 5,585.51	\$ 5,514.53	-1.27%	\$ 19,149.75	\$ 19,078.77	-0.37%
MGS-S Customer 209	\$ 1,659.73	-2.90%	\$ 3,839.17	\$ 3,789.61	-1.29%	\$ 10,354.94	\$ 10,305.38	-0.48%
MGS-S Customer 210	\$ 1,915.78	-3.03%	\$ 4,652.64	\$ 4,592.68	-1.29%	\$ 12,964.86	\$ 12,904.90	-0.46%
MGS-S Customer 211	\$ 862.14	-1.97%	\$ 1,560.86	\$ 1,543.52	-1.11%	\$ 14,523.16	\$ 14,505.82	-0.12%
MGS-S Customer 212	\$ 7,802.10	-3.63%	\$ 23,137.72	\$ 22,844.20	-1.27%	\$ 82,472.56	\$ 82,179.04	-0.36%
MGS-S Customer 213	\$ 2,494.75	-3.03%	\$ 6,030.32	\$ 5,952.27	-1.29%	\$ 15,528.03	\$ 15,449.98	-0.50%
MGS-S Customer 214	\$ 5,402.21	-3.59%	\$ 15,846.86	\$ 15,645.89	-1.27%	\$ 56,063.10	\$ 55,862.13	-0.36%
MGS-S Customer 215	\$ 2,790.92	-3.13%	\$ 6,885.20	\$ 6,795.09	-1.31%	\$ 14,193.50	\$ 14,103.39	-0.63%
MGS-S Customer 216	\$ 2,535.32	-3.24%	\$ 6,700.18	\$ 6,615.19	-1.27%	\$ 23,616.34	\$ 23,531.35	-0.36%
MGS-S Customer 217	\$ 3,906.95	-3.34%	\$ 10,598.93	\$ 10,463.72	-1.28%	\$ 34,591.56	\$ 34,456.35	-0.39%
MGS-S Customer 218	\$ 3,091.84	-3.20%	\$ 7,973.36	\$ 7,871.20	-1.28%	\$ 24,299.35	\$ 24,197.19	-0.42%
MGS-S Customer 219	\$ 3,552.40	-3.30%	\$ 9,367.89	\$ 9,246.83	-1.29%	\$ 25,108.85	\$ 24,987.79	-0.48%
MGS-S Customer 220	\$ 3,902.53	-3.34%	\$ 10,436.39	\$ 10,301.48	-1.29%	\$ 27,429.68	\$ 27,294.77	-0.49%
MGS-S Customer 221	\$ 2,105.79	-2.87%	\$ 4,769.46	\$ 4,707.21	-1.31%	\$ 10,315.82	\$ 10,253.57	-0.60%
MGS-S Customer 222	\$ 10,825.39	-3.69%	\$ 32,587.32	\$ 32,172.31	-1.27%	\$ 108,865.17	\$ 108,450.16	-0.38%
MGS-S Customer 223	\$ 2,360.89	-2.98%	\$ 5,620.91	\$ 5,548.41	-1.29%	\$ 15,238.03	\$ 15,165.53	-0.48%
MGS-S Customer 224	\$ 4,366.84	-3.40%	\$ 11,782.40	\$ 11,628.53	-1.31%	\$ 25,484.90	\$ 25,331.03	-0.60%
MGS-S Customer 225	\$ 2,210.77	-2.92%	\$ 5,140.37	\$ 5,073.92	-1.29%	\$ 13,408.49	\$ 13,342.04	-0.50%
MGS-S Customer 226	\$ 2,131.91	-3.12%	\$ 5,367.94	\$ 5,299.22	-1.28%	\$ 16,680.73	\$ 16,612.01	-0.41%
MGS-S Customer 227	\$ 7,870.61	-3.62%	\$ 23,068.26	\$ 22,772.60	-1.28%	\$ 70,364.28	\$ 70,068.62	-0.42%
MGS-S Customer 228	\$ 1,551.91	-2.83%	\$ 3,566.29	\$ 3,521.09	-1.27%	\$ 12,696.30	\$ 12,651.10	-0.36%
MGS-S Customer 229	\$ 6,977.71	-3.59%	\$ 20,486.30	\$ 20,226.14	-1.27%	\$ 72,115.20	\$ 71,855.04	-0.36%
MGS-S Customer 230	\$ 678.19	-1.43%	\$ 740.08	\$ 730.22	-1.33%	\$ 852.17	\$ 842.31	-1.16%
MGS-S Customer 231	\$ 6,702.88	-3.57%	\$ 19,529.56	\$ 19,281.35	-1.27%	\$ 67,035.82	\$ 66,787.61	-0.37%
MGS-S Customer 232	\$ 2,756.16	-3.30%	\$ 7,307.61	\$ 7,213.65	-1.29%	\$ 21,165.28	\$ 21,071.32	-0.44%
MGS-S Customer 233	\$ 2,080.05	-2.86%	\$ 4,696.55	\$ 4,635.38	-1.30%	\$ 10,578.84	\$ 10,517.67	-0.58%
MGS-S Customer 234	\$ 1,273.31	-2.20%	\$ 2,202.26	\$ 2,173.57	-1.30%	\$ 5,021.60	\$ 4,992.91	-0.57%
MGS-S Customer 235	\$ 2,679.14	-3.26%	\$ 7,008.40	\$ 6,918.03	-1.29%	\$ 18,783.84	\$ 18,693.47	-0.48%
MGS-S Customer 236	\$ 20,225.23	-3.78%	\$ 63,489.57	\$ 62,695.68	-1.25%	\$ 264,310.25	\$ 263,516.36	-0.30%
MGS-S Customer 237	\$ 3,329.36	-3.24%	\$ 8,716.50	\$ 8,604.95	-1.28%	\$ 26,788.44	\$ 26,676.89	-0.42%

Internal Use

Customer	Distribution 8/25 Prices	Distribution % Difference	Delivery 1/25 Prices	Delivery 8/25 Prices	Delivery % Difference	Bundled 1/25 Prices	Bundled 8/25 Prices	Bundled % Difference
MGS-S Customer 238	\$ 3,454.39	-3.27%	\$ 8,963.75	\$ 8,846.84	-1.30%	\$ 19,873.76	\$ 19,756.85	-0.59%
MGS-S Customer 239	\$ 1,877.83	-3.01%	\$ 4,547.43	\$ 4,489.07	-1.28%	\$ 13,493.13	\$ 13,434.77	-0.43%
MGS-S Customer 240	\$ 5,851.51	-3.53%	\$ 16,281.55	\$ 16,067.65	-1.31%	\$ 30,468.53	\$ 30,254.63	-0.70%
MGS-S Customer 241	\$ 2,395.43	-2.99%	\$ 5,678.53	\$ 5,604.60	-1.30%	\$ 12,918.73	\$ 12,844.80	-0.57%
MGS-S Customer 242	\$ 22,138.47	-3.79%	\$ 68,322.61	\$ 67,449.56	-1.28%	\$ 218,062.86	\$ 217,189.81	-0.40%
MGS-S Customer 243	\$ 3,933.97	-3.35%	\$ 10,672.52	\$ 10,536.32	-1.28%	\$ 34,526.20	\$ 34,390.00	-0.39%
MGS-S Customer 244	\$ 1,302.69	-2.62%	\$ 2,725.20	\$ 2,690.11	-1.29%	\$ 7,653.73	\$ 7,618.64	-0.46%
MGS-S Customer 245	\$ 1,880.47	-3.02%	\$ 4,564.45	\$ 4,505.96	-1.28%	\$ 13,896.25	\$ 13,837.76	-0.42%
MGS-S Customer 246	\$ 1,948.93	-3.04%	\$ 4,747.77	\$ 4,686.61	-1.29%	\$ 13,166.72	\$ 13,105.56	-0.46%
MGS-S Customer 247	\$ 1,971.37	-2.80%	\$ 4,398.48	\$ 4,341.71	-1.29%	\$ 11,785.17	\$ 11,728.40	-0.48%
MGS-S Customer 248	\$ 9,617.76	-3.79%	\$ 27,376.41	\$ 26,997.10	-1.39%	\$ 64,836.61	\$ 64,457.30	-0.59%
MGS-S Customer 249	\$ 6,867.31	-3.57%	\$ 19,944.94	\$ 19,690.50	-1.28%	\$ 64,462.06	\$ 64,207.62	-0.39%
MGS-S Customer 250	\$ 2,922.73	-3.18%	\$ 7,563.45	\$ 7,467.60	-1.27%	\$ 27,582.44	\$ 27,486.59	-0.35%
MGS-S Customer 251	\$ 3,129.78	-3.21%	\$ 8,134.58	\$ 8,030.92	-1.27%	\$ 26,850.85	\$ 26,747.19	-0.39%
MGS-S Customer 252	\$ 2,170.92	-2.91%	\$ 4,972.02	\$ 4,906.94	-1.31%	\$ 10,300.25	\$ 10,235.17	-0.63%
MGS-S Customer 253	\$ 1,782.50	-2.68%	\$ 3,765.62	\$ 3,716.47	-1.31%	\$ 8,079.30	\$ 8,030.15	-0.61%
MGS-S Customer 254	\$ 7,484.71	-3.63%	\$ 21,960.46	\$ 21,678.91	-1.28%	\$ 78,306.16	\$ 78,024.61	-0.36%
MGS-S Customer 255	\$ 3,236.84	-3.25%	\$ 8,477.87	\$ 8,369.26	-1.28%	\$ 26,600.09	\$ 26,491.48	-0.41%
MGS-S Customer 256	\$ 1,328.15	-2.66%	\$ 2,808.31	\$ 2,772.00	-1.29%	\$ 7,554.25	\$ 7,517.94	-0.48%
MGS-S Customer 257	\$ 1,838.32	-3.01%	\$ 4,506.82	\$ 4,449.83	-1.26%	\$ 16,757.94	\$ 16,700.95	-0.34%
MGS-S Customer 258	\$ 4,340.63	-3.40%	\$ 11,971.16	\$ 11,818.23	-1.28%	\$ 38,498.61	\$ 38,345.68	-0.40%
MGS-S Customer 259	\$ 4,696.91	-3.54%	\$ 13,369.68	\$ 13,197.22	-1.29%	\$ 36,652.04	\$ 36,479.58	-0.47%
MGS-S Customer 260	\$ 1,097.85	-2.40%	\$ 2,056.43	\$ 2,029.49	-1.31%	\$ 4,222.87	\$ 4,195.93	-0.64%
MGS-S Customer 261	\$ 2,173.32	-3.14%	\$ 5,507.05	\$ 5,436.67	-1.28%	\$ 17,518.45	\$ 17,448.07	-0.40%
MGS-S Customer 262	\$ 3,065.98	-3.36%	\$ 8,428.83	\$ 8,322.29	-1.26%	\$ 31,190.15	\$ 31,083.61	-0.34%
MGS-S Customer 263	\$ 5,326.14	-3.49%	\$ 15,013.23	\$ 14,820.55	-1.28%	\$ 44,836.05	\$ 44,643.37	-0.43%
MGS-S Customer 264	\$ 1,027.57	-2.29%	\$ 2,683.55	\$ 2,659.48	-0.90%	\$ 46,053.01	\$ 46,028.94	-0.05%
MGS-S Customer 265	\$ 4,386.57	-3.51%	\$ 12,901.34	\$ 12,741.60	-1.24%	\$ 59,663.97	\$ 59,504.23	-0.27%
MGS-S Customer 266	\$ 1,238.67	-2.57%	\$ 2,531.51	\$ 2,498.85	-1.29%	\$ 7,023.79	\$ 6,991.13	-0.46%
MGS-S Customer 267	\$ 1,314.14	-2.25%	\$ 2,352.36	\$ 2,322.06	-1.29%	\$ 6,576.34	\$ 6,546.04	-0.46%
MGS-S Customer 268	\$ 7,626.57	-3.91%	\$ 20,124.70	\$ 19,814.58	-1.54%	\$ 35,262.35	\$ 34,952.23	-0.88%
MGS-S Customer 269	\$ 2,101.36	-2.87%	\$ 4,854.22	\$ 4,792.06	-1.28%	\$ 14,968.84	\$ 14,906.68	-0.42%
MGS-S Customer 270	\$ 1,646.82	-2.89%	\$ 3,830.91	\$ 3,781.87	-1.28%	\$ 11,847.08	\$ 11,798.04	-0.41%
MGS-S Customer 271	\$ 657.60	-1.35%	\$ 681.33	\$ 672.31	-1.32%	\$ 978.53	\$ 969.51	-0.92%
MGS-S Customer 272	\$ 2,609.01	-3.08%	\$ 6,467.86	\$ 6,384.98	-1.28%	\$ 19,978.40	\$ 19,895.52	-0.41%
MGS-S Customer 273	\$ 3,104.09	-3.36%	\$ 8,550.45	\$ 8,442.39	-1.26%	\$ 31,695.70	\$ 31,587.64	-0.34%
MGS-S Customer 274	\$ 3,670.75	-3.45%	\$ 10,182.51	\$ 10,051.50	-1.29%	\$ 29,232.55	\$ 29,101.54	-0.45%
MGS-S Customer 275	\$ 1,915.26	-2.77%	\$ 4,159.04	\$ 4,104.47	-1.31%	\$ 7,948.02	\$ 7,893.45	-0.69%
MGS-S Customer 276	\$ 1,324.86	-2.27%	\$ 2,373.19	\$ 2,342.47	-1.29%	\$ 6,072.36	\$ 6,041.64	-0.51%
MGS-S Customer 277	\$ 5,824.71	-3.53%	\$ 16,948.83	\$ 16,735.92	-1.26%	\$ 67,590.49	\$ 67,377.58	-0.31%

Customer	Distribution 8/25 Prices	Distribution % Difference	Delivery 1/25 Prices	Delivery 8/25 Prices	Delivery % Difference	Bundled 1/25 Prices	Bundled 8/25 Prices	Bundled % Difference
MGS-S Customer 278	\$ 3,516.36	-3.43%	\$ 9,724.14	\$ 9,599.42	-1.28%	\$ 29,303.22	\$ 29,178.50	-0.43%
MGS-S Customer 279	\$ 1,221.80	-2.13%	\$ 2,044.76	\$ 2,018.19	-1.30%	\$ 4,892.21	\$ 4,865.64	-0.54%
MGS-S Customer 280	\$ 3,443.23	-3.28%	\$ 8,979.82	\$ 8,863.23	-1.30%	\$ 22,033.30	\$ 21,916.71	-0.53%
MGS-S Customer 281	\$ 1,929.78	-3.04%	\$ 4,768.29	\$ 4,707.74	-1.27%	\$ 16,625.89	\$ 16,565.34	-0.36%
MGS-S Customer 282	\$ 4,751.44	-3.55%	\$ 13,671.10	\$ 13,496.42	-1.28%	\$ 43,635.60	\$ 43,460.92	-0.40%
MGS-S Customer 283	\$ 1,970.10	-3.07%	\$ 4,851.67	\$ 4,789.24	-1.29%	\$ 14,193.87	\$ 14,131.44	-0.44%
MGS-S Customer 284	\$ 2,448.84	-3.02%	\$ 5,965.87	\$ 5,889.63	-1.28%	\$ 19,001.07	\$ 18,924.83	-0.40%
MGS-S Customer 285	\$ 2,873.94	-3.15%	\$ 7,155.81	\$ 7,062.45	-1.30%	\$ 15,684.45	\$ 15,591.09	-0.60%
MGS-S Customer 286	\$ 994.60	-1.72%	\$ 1,336.01	\$ 1,318.65	-1.30%	\$ 3,164.23	\$ 3,146.87	-0.55%
MGS-S Customer 287	\$ 1,663.25	-2.59%	\$ 3,417.79	\$ 3,373.51	-1.30%	\$ 8,489.38	\$ 8,445.10	-0.52%
MGS-S Customer 288	\$ 2,456.79	-3.22%	\$ 6,343.50	\$ 6,261.77	-1.29%	\$ 17,630.69	\$ 17,548.96	-0.46%
MGS-S Customer 289	\$ 3,435.18	-3.27%	\$ 9,199.92	\$ 9,083.78	-1.26%	\$ 34,539.60	\$ 34,423.46	-0.34%
MGS-S Customer 290	\$ 2,879.24	-3.32%	\$ 7,807.20	\$ 7,708.31	-1.27%	\$ 28,014.16	\$ 27,915.27	-0.35%
MGS-S Customer 291	\$ 4,740.67	-3.55%	\$ 13,828.50	\$ 13,654.23	-1.26%	\$ 53,025.51	\$ 52,851.24	-0.33%
MGS-S Customer 292	\$ 2,021.43	-2.83%	\$ 4,605.26	\$ 4,546.38	-1.28%	\$ 14,486.78	\$ 14,427.90	-0.41%
MGS-S Customer 293	\$ 3,762.89	-3.32%	\$ 10,106.18	\$ 9,976.85	-1.28%	\$ 31,441.49	\$ 31,312.16	-0.41%
MGS-S Customer 294	\$ 1,596.28	-2.85%	\$ 3,618.85	\$ 3,572.04	-1.29%	\$ 9,193.55	\$ 9,146.74	-0.51%
MGS-S Customer 295	\$ 1,537.81	-2.81%	\$ 3,444.60	\$ 3,400.14	-1.29%	\$ 9,103.74	\$ 9,059.28	-0.49%
MGS-S Customer 296	\$ 1,995.72	-2.82%	\$ 4,491.66	\$ 4,433.80	-1.29%	\$ 12,568.50	\$ 12,510.64	-0.46%
MGS-S Customer 297	\$ 3,798.46	-3.33%	\$ 10,687.45	\$ 10,556.55	-1.22%	\$ 54,939.48	\$ 54,808.58	-0.24%
MGS-S Customer 298	\$ 2,546.35	-3.05%	\$ 6,372.63	\$ 6,292.49	-1.26%	\$ 25,004.69	\$ 24,924.55	-0.32%
MGS-S Customer 299	\$ 1,313.60	-2.64%	\$ 2,834.17	\$ 2,798.59	-1.26%	\$ 11,338.36	\$ 11,302.78	-0.31%
MGS-S Customer 300	\$ 1,990.79	-3.07%	\$ 5,127.59	\$ 5,064.65	-1.23%	\$ 25,733.67	\$ 25,670.73	-0.24%
MGS-S Customer 301	\$ 831.59	-1.90%	\$ 1,209.54	\$ 1,193.44	-1.33%	\$ 1,497.48	\$ 1,481.38	-1.08%
MGS-S Customer 302	\$ 767.82	-1.73%	\$ 1,013.34	\$ 999.83	-1.33%	\$ 1,177.88	\$ 1,164.37	-1.15%
MGS-S Customer 303	\$ 783.30	-1.77%	\$ 1,059.79	\$ 1,045.65	-1.33%	\$ 1,196.91	\$ 1,182.77	-1.18%
MGS-S Customer 304	\$ 13,276.33	-3.73%	\$ 39,251.82	\$ 38,737.92	-1.31%	\$ 79,481.77	\$ 78,967.87	-0.65%
MGS-S Customer 305	\$ 1,514.20	-2.48%	\$ 2,915.47	\$ 2,876.95	-1.32%	\$ 4,771.11	\$ 4,732.59	-0.81%
MGS-S Customer 306	\$ 2,065.55	-3.10%	\$ 5,104.16	\$ 5,038.14	-1.29%	\$ 13,344.86	\$ 13,278.84	-0.49%
MGS-S Customer 307	\$ 2,897.73	-3.32%	\$ 7,774.30	\$ 7,674.83	-1.28%	\$ 24,060.53	\$ 23,961.06	-0.41%
MGS-S Customer 308	\$ 3,838.01	-3.33%	\$ 10,432.07	\$ 10,299.82	-1.27%	\$ 36,909.25	\$ 36,777.00	-0.36%
MGS-S Customer 309	\$ 3,155.95	-3.37%	\$ 8,768.99	\$ 8,658.80	-1.26%	\$ 34,830.25	\$ 34,720.06	-0.32%
MGS-S Customer 310	\$ 2,537.44	-3.05%	\$ 6,232.45	\$ 6,152.74	-1.28%	\$ 19,476.07	\$ 19,396.36	-0.41%
MGS-S Customer 311	\$ 2,513.83	-3.24%	\$ 6,574.86	\$ 6,490.77	-1.28%	\$ 20,606.44	\$ 20,522.35	-0.41%
MGS-S Customer 312	\$ 1,835.72	-2.99%	\$ 4,315.70	\$ 4,259.04	-1.31%	\$ 8,149.70	\$ 8,093.04	-0.70%
MGS-S Customer 313	\$ 2,455.15	-3.23%	\$ 6,484.70	\$ 6,402.74	-1.26%	\$ 24,187.00	\$ 24,105.04	-0.34%
MGS-S Customer 314	\$ 1,445.60	-2.40%	\$ 2,753.17	\$ 2,717.58	-1.29%	\$ 7,223.16	\$ 7,187.57	-0.49%
MGS-S Customer 315	\$ 4,040.30	-3.49%	\$ 11,608.43	\$ 11,462.48	-1.26%	\$ 45,800.23	\$ 45,654.28	-0.32%
MGS-S Customer 316	\$ 1,959.25	-2.81%	\$ 4,376.66	\$ 4,320.02	-1.29%	\$ 11,607.26	\$ 11,550.62	-0.49%
MGS-S Customer 317	\$ 3,326.70	-3.25%	\$ 8,595.22	\$ 8,483.61	-1.30%	\$ 20,723.28	\$ 20,611.67	-0.54%

Customer	Distribution 8/25 Prices	Distribution % Difference	Delivery 1/25 Prices	Delivery 8/25 Prices	Delivery % Difference	Bundled 1/25 Prices	Bundled 8/25 Prices	Bundled % Difference
MGS-S Customer 318	\$ 1,815.55	-2.71%	\$ 3,941.02	\$ 3,890.48	-1.28%	\$ 11,827.50	\$ 11,776.96	-0.43%
MGS-S Customer 319	\$ 4,235.78	-3.39%	\$ 11,721.78	\$ 11,573.26	-1.27%	\$ 41,983.37	\$ 41,834.85	-0.35%
MGS-S Customer 320	\$ 2,261.67	-3.16%	\$ 5,805.97	\$ 5,732.05	-1.27%	\$ 19,448.37	\$ 19,374.45	-0.38%
MGS-S Customer 321	\$ 4,096.58	-3.38%	\$ 10,923.98	\$ 10,780.63	-1.31%	\$ 21,596.21	\$ 21,452.86	-0.66%
MGS-S Customer 322	\$ 3,430.51	-3.27%	\$ 8,915.16	\$ 8,799.29	-1.30%	\$ 21,184.68	\$ 21,068.81	-0.55%
MGS-S Customer 323	\$ 1,727.98	-2.65%	\$ 3,625.13	\$ 3,578.15	-1.30%	\$ 9,051.63	\$ 9,004.65	-0.52%
MGS-S Customer 324	\$ 2,988.58	-3.18%	\$ 7,499.62	\$ 7,401.59	-1.31%	\$ 15,808.99	\$ 15,710.96	-0.62%
MGS-S Customer 325	\$ 2,565.70	-3.26%	\$ 6,771.38	\$ 6,684.94	-1.28%	\$ 22,133.22	\$ 22,046.78	-0.39%
MGS-S Customer 326	\$ 2,813.39	-3.31%	\$ 7,508.29	\$ 7,412.04	-1.28%	\$ 22,782.14	\$ 22,685.89	-0.42%
MGS-S Customer 327	\$ 3,263.78	-3.24%	\$ 8,455.66	\$ 8,346.22	-1.29%	\$ 22,149.02	\$ 22,039.58	-0.49%
MGS-S Customer 328	\$ 4,331.56	-3.40%	\$ 12,140.91	\$ 11,988.59	-1.25%	\$ 48,938.38	\$ 48,786.06	-0.31%
MGS-S Customer 329	\$ 1,633.39	-2.58%	\$ 3,345.71	\$ 3,302.47	-1.29%	\$ 8,882.81	\$ 8,839.57	-0.49%
MGS-S Customer 330	\$ 1,972.36	-2.80%	\$ 4,348.54	\$ 4,291.68	-1.31%	\$ 8,991.76	\$ 8,934.90	-0.63%
MGS-S Customer 331	\$ 7,617.50	-3.61%	\$ 22,558.96	\$ 22,273.46	-1.27%	\$ 82,232.02	\$ 81,946.52	-0.35%
MGS-S Customer 332	\$ 15,786.83	-4.07%	\$ 43,814.05	\$ 43,144.62	-1.53%	\$ 91,827.64	\$ 91,158.21	-0.73%
MGS-S Customer 333	\$ 1,173.91	-2.48%	\$ 2,323.99	\$ 2,294.17	-1.28%	\$ 6,814.21	\$ 6,784.39	-0.44%
MGS-S Customer 334	\$ 3,150.18	-3.37%	\$ 8,788.00	\$ 8,678.07	-1.25%	\$ 36,723.30	\$ 36,613.37	-0.30%
MGS-S Customer 335	\$ 2,973.19	-3.17%	\$ 7,635.51	\$ 7,538.08	-1.28%	\$ 24,839.05	\$ 24,741.62	-0.39%
MGS-S Customer 336	\$ 3,097.59	-3.21%	\$ 7,969.18	\$ 7,866.59	-1.29%	\$ 22,777.75	\$ 22,675.16	-0.45%
MGS-S Customer 337	\$ 3,656.98	-3.44%	\$ 10,518.06	\$ 10,387.69	-1.24%	\$ 48,272.72	\$ 48,142.35	-0.27%
MGS-S Customer 338	\$ 3,174.05	-3.38%	\$ 8,698.19	\$ 8,587.30	-1.27%	\$ 28,701.42	\$ 28,590.53	-0.39%
MGS-S Customer 339	\$ 4,068.78	-3.49%	\$ 11,489.98	\$ 11,343.03	-1.28%	\$ 36,006.39	\$ 35,859.44	-0.41%
MGS-S Customer 340	\$ 2,320.76	-2.97%	\$ 5,466.01	\$ 5,394.97	-1.30%	\$ 13,053.12	\$ 12,982.08	-0.54%
MGS-S Customer 341	\$ 3,177.36	-3.22%	\$ 8,264.90	\$ 8,159.34	-1.28%	\$ 26,364.26	\$ 26,258.70	-0.40%
MGS-S Customer 342	\$ 1,254.97	-2.59%	\$ 2,587.38	\$ 2,554.05	-1.29%	\$ 7,391.02	\$ 7,357.69	-0.45%
MGS-S Customer 343	\$ 5,279.76	-3.50%	\$ 15,130.08	\$ 14,938.68	-1.27%	\$ 56,086.75	\$ 55,895.35	-0.34%
MGS-S Customer 344	\$ 2,032.65	-2.83%	\$ 4,556.28	\$ 4,497.01	-1.30%	\$ 10,528.16	\$ 10,468.89	-0.56%
MGS-S Customer 345	\$ 1,599.34	-2.56%	\$ 3,276.58	\$ 3,234.60	-1.28%	\$ 10,159.48	\$ 10,117.50	-0.41%
MGS-S Customer 346	\$ 7,484.98	-3.61%	\$ 22,462.85	\$ 22,182.87	-1.25%	\$ 97,475.58	\$ 97,195.60	-0.29%
MGS-S Customer 347	\$ 2,003.26	-3.07%	\$ 4,971.04	\$ 4,907.56	-1.28%	\$ 15,963.20	\$ 15,899.72	-0.40%
MGS-S Customer 348	\$ 15,947.35	-3.81%	\$ 49,090.01	\$ 48,457.51	-1.29%	\$ 206,328.24	\$ 205,695.74	-0.31%
MGS-S Customer 349	\$ 6,385.33	-3.56%	\$ 18,574.05	\$ 18,338.33	-1.27%	\$ 65,431.29	\$ 65,195.57	-0.36%
MGS-S Customer 350	\$ 3,286.46	-3.24%	\$ 8,716.16	\$ 8,606.15	-1.26%	\$ 32,665.82	\$ 32,555.81	-0.34%
MGS-S Customer 351	\$ 1,780.92	-2.68%	\$ 3,818.56	\$ 3,769.42	-1.29%	\$ 10,836.06	\$ 10,786.92	-0.45%
MGS-S Customer 352	\$ 2,937.58	-3.16%	\$ 7,457.61	\$ 7,361.71	-1.29%	\$ 21,431.83	\$ 21,335.93	-0.45%
MGS-S Customer 353	\$ 3,330.34	-3.40%	\$ 9,396.85	\$ 9,279.66	-1.25%	\$ 40,530.84	\$ 40,413.65	-0.29%
MGS-S Customer 354	\$ 970.39	-1.66%	\$ 1,234.76	\$ 1,218.37	-1.33%	\$ 1,656.51	\$ 1,640.12	-0.99%
MGS-S Customer 355	\$ 2,345.34	-3.19%	\$ 6,048.87	\$ 5,971.71	-1.28%	\$ 19,536.78	\$ 19,459.62	-0.39%
MGS-S Customer 356	\$ 1,836.93	-3.00%	\$ 4,355.14	\$ 4,298.40	-1.30%	\$ 9,847.11	\$ 9,790.37	-0.58%
MGS-S Customer 357	\$ 1,681.09	-2.91%	\$ 3,840.01	\$ 3,789.58	-1.31%	\$ 7,206.67	\$ 7,156.24	-0.70%

Customer	Distribution 8/25 Prices	Distribution % Difference	Delivery 1/25 Prices	Delivery 8/25 Prices	Delivery % Difference	Bundled 1/25 Prices	Bundled 8/25 Prices	Bundled % Difference
MGS-S Customer 358	\$ 2,603.44	-3.26%	\$ 6,900.78	\$ 6,813.06	-1.27%	\$ 23,598.02	\$ 23,510.30	-0.37%
MGS-S Customer 359	\$ 3,200.26	-3.22%	\$ 8,258.25	\$ 8,151.63	-1.29%	\$ 22,312.68	\$ 22,206.06	-0.48%
MGS-S Customer 360	\$ 3,289.18	-3.24%	\$ 8,555.31	\$ 8,445.19	-1.29%	\$ 24,203.60	\$ 24,093.48	-0.45%
MGS-S Customer 361	\$ 2,508.81	-3.02%	\$ 6,055.39	\$ 5,977.34	-1.29%	\$ 16,087.74	\$ 16,009.69	-0.49%
MGS-S Customer 362	\$ 1,067.30	-2.35%	\$ 1,982.31	\$ 1,956.62	-1.30%	\$ 5,062.86	\$ 5,037.17	-0.51%
MGS-S Customer 363	\$ 7,444.48	-3.61%	\$ 22,041.82	\$ 21,763.22	-1.26%	\$ 81,765.15	\$ 81,486.55	-0.34%
MGS-S Customer 364	\$ 2,736.92	-3.11%	\$ 6,985.88	\$ 6,897.98	-1.26%	\$ 27,291.10	\$ 27,203.20	-0.32%
MGS-S Customer 365	\$ 14,408.83	-3.74%	\$ 44,127.20	\$ 43,567.55	-1.27%	\$ 155,579.98	\$ 155,020.33	-0.36%
MGS-S Customer 366	\$ 2,993.60	-3.34%	\$ 7,850.93	\$ 7,747.34	-1.32%	\$ 13,080.66	\$ 12,977.07	-0.79%
MGS-S Customer 367	\$ 1,742.74	-2.67%	\$ 3,752.34	\$ 3,704.52	-1.27%	\$ 12,610.06	\$ 12,562.24	-0.38%
MGS-S Customer 368	\$ 4,492.21	-3.42%	\$ 12,310.19	\$ 12,151.18	-1.29%	\$ 33,106.18	\$ 32,947.17	-0.48%
MGS-S Customer 369	\$ 2,923.09	-3.16%	\$ 7,497.28	\$ 7,401.97	-1.27%	\$ 25,573.79	\$ 25,478.48	-0.37%
MGS-S Customer 370	\$ 5,414.15	-3.50%	\$ 15,623.16	\$ 15,426.87	-1.26%	\$ 62,199.32	\$ 62,003.03	-0.32%
MGS-S Customer 371	\$ 6,979.67	-3.59%	\$ 20,184.78	\$ 19,924.97	-1.29%	\$ 57,782.10	\$ 57,522.29	-0.45%
MGS-S Customer 372	\$ 722.05	-1.59%	\$ 880.60	\$ 868.96	-1.32%	\$ 1,351.71	\$ 1,340.07	-0.86%
MGS-S Customer 373	\$ 2,413.01	-3.21%	\$ 6,340.93	\$ 6,260.79	-1.26%	\$ 23,553.61	\$ 23,473.47	-0.34%
MGS-S Customer 374	\$ 6,927.54	-3.58%	\$ 20,255.36	\$ 19,997.83	-1.27%	\$ 69,452.72	\$ 69,195.19	-0.37%
MGS-S Customer 375	\$ 4,883.41	-3.46%	\$ 13,367.46	\$ 13,192.57	-1.31%	\$ 27,865.23	\$ 27,690.34	-0.63%
MGS-S Customer 376	\$ 2,857.25	-3.32%	\$ 7,726.44	\$ 7,628.39	-1.27%	\$ 27,118.01	\$ 27,019.96	-0.36%
MGS-S Customer 377	\$ 2,029.87	-3.08%	\$ 5,019.06	\$ 4,954.50	-1.29%	\$ 14,412.68	\$ 14,348.12	-0.45%
MGS-S Customer 378	\$ 2,147.89	-2.90%	\$ 4,960.24	\$ 4,896.18	-1.29%	\$ 13,333.48	\$ 13,269.42	-0.48%
MGS-S Customer 379	\$ 2,822.01	-3.13%	\$ 7,149.70	\$ 7,058.44	-1.28%	\$ 23,096.34	\$ 23,005.08	-0.40%
MGS-S Customer 380	\$ 2,025.84	-2.83%	\$ 4,527.30	\$ 4,468.26	-1.30%	\$ 9,984.53	\$ 9,925.49	-0.59%
MGS-S Customer 381	\$ 2,211.23	-3.15%	\$ 5,563.20	\$ 5,491.30	-1.29%	\$ 14,759.14	\$ 14,687.24	-0.49%
MGS-S Customer 382	\$ 2,499.22	-3.23%	\$ 6,554.42	\$ 6,470.88	-1.27%	\$ 21,639.62	\$ 21,556.08	-0.39%
MGS-S Customer 383	\$ 1,841.45	-2.73%	\$ 4,127.42	\$ 4,075.79	-1.25%	\$ 17,217.47	\$ 17,165.84	-0.30%
MGS-S Customer 384	\$ 2,972.10	-3.17%	\$ 7,586.49	\$ 7,489.09	-1.28%	\$ 22,523.04	\$ 22,425.64	-0.43%
MGS-S Customer 385	\$ 1,910.61	-3.03%	\$ 4,629.66	\$ 4,569.86	-1.29%	\$ 12,470.32	\$ 12,410.52	-0.48%
MGS-S Customer 386	\$ 2,075.24	-3.10%	\$ 5,187.29	\$ 5,120.90	-1.28%	\$ 16,131.12	\$ 16,064.73	-0.41%
MGS-S Customer 387	\$ 20,893.59	-3.79%	\$ 64,022.33	\$ 63,198.67	-1.29%	\$ 185,141.82	\$ 184,318.16	-0.44%
MGS-S Customer 388	\$ 4,259.32	-3.39%	\$ 11,754.65	\$ 11,605.12	-1.27%	\$ 40,000.63	\$ 39,851.10	-0.37%
MGS-S Customer 389	\$ 2,265.92	-2.95%	\$ 5,405.86	\$ 5,337.06	-1.27%	\$ 18,229.79	\$ 18,160.99	-0.38%
MGS-S Customer 390	\$ 2,162.57	-3.14%	\$ 5,374.86	\$ 5,304.85	-1.30%	\$ 12,340.37	\$ 12,270.36	-0.57%
MGS-S Customer 391	\$ 1,849.54	-2.73%	\$ 4,021.88	\$ 3,969.97	-1.29%	\$ 10,836.68	\$ 10,784.77	-0.48%
MGS-S Customer 392	\$ 1,571.77	-2.84%	\$ 3,588.82	\$ 3,542.87	-1.28%	\$ 10,974.82	\$ 10,928.87	-0.42%
MGS-S Customer 393	\$ 2,606.11	-3.26%	\$ 6,920.16	\$ 6,832.24	-1.27%	\$ 23,977.67	\$ 23,889.75	-0.37%
MGS-S Customer 394	\$ 1,352.66	-2.67%	\$ 2,875.11	\$ 2,838.03	-1.29%	\$ 7,797.82	\$ 7,760.74	-0.48%
MGS-S Customer 395	\$ 2,882.61	-3.31%	\$ 7,685.39	\$ 7,586.69	-1.28%	\$ 22,219.73	\$ 22,121.03	-0.44%
MGS-S Customer 396	\$ 3,953.24	-3.35%	\$ 10,608.40	\$ 10,471.41	-1.29%	\$ 28,432.05	\$ 28,295.06	-0.48%
MGS-S Customer 397	\$ 1,463.76	-2.42%	\$ 2,816.53	\$ 2,780.20	-1.29%	\$ 7,688.73	\$ 7,652.40	-0.47%

Customer	Distribution 8/25 Prices	Distribution % Difference	Delivery 1/25 Prices	Delivery 8/25 Prices	Delivery % Difference	Bundled 1/25 Prices	Bundled 8/25 Prices	Bundled % Difference
MGS-S Customer 398	\$ 1,762.54	-2.70%	\$ 3,705.69	\$ 3,656.69	-1.32%	\$ 9,258.90	\$ 9,209.90	-0.53%
MGS-S Customer 399	\$ 1,923.99	-2.78%	\$ 4,239.62	\$ 4,184.69	-1.30%	\$ 10,685.00	\$ 10,630.07	-0.51%
MGS-S Customer 400	\$ 3,089.59	-3.20%	\$ 7,747.86	\$ 7,645.69	-1.32%	\$ 13,125.11	\$ 13,022.94	-0.78%
MGS-S Customer 401	\$ 1,819.15	-2.99%	\$ 4,310.51	\$ 4,254.49	-1.30%	\$ 10,273.93	\$ 10,217.91	-0.55%
MGS-S Customer 402	\$ 1,780.62	-2.97%	\$ 4,222.92	\$ 4,168.49	-1.29%	\$ 11,676.57	\$ 11,622.14	-0.47%
MGS-S Customer 403	\$ 4,047.10	-3.37%	\$ 10,710.50	\$ 10,569.35	-1.32%	\$ 21,044.51	\$ 20,903.36	-0.67%
MGS-S Customer 404	\$ 3,621.97	-3.44%	\$ 10,074.68	\$ 9,945.70	-1.28%	\$ 31,227.51	\$ 31,098.53	-0.41%
MGS-S Customer 405	\$ 2,762.28	-3.30%	\$ 7,379.24	\$ 7,285.00	-1.28%	\$ 23,767.73	\$ 23,673.49	-0.40%
MGS-S Customer 406	\$ 1,797.12	-2.69%	\$ 3,864.60	\$ 3,814.94	-1.28%	\$ 11,061.61	\$ 11,011.95	-0.45%
MGS-S Customer 407	\$ 1,964.37	-3.06%	\$ 4,809.83	\$ 4,747.78	-1.29%	\$ 13,314.02	\$ 13,251.97	-0.47%
MGS-S Customer 408	\$ 2,171.50	-2.91%	\$ 5,028.51	\$ 4,963.50	-1.29%	\$ 13,282.92	\$ 13,217.91	-0.49%
MGS-S Customer 409	\$ 4,089.31	-3.49%	\$ 11,714.87	\$ 11,567.19	-1.26%	\$ 44,476.55	\$ 44,328.87	-0.33%
MGS-S Customer 410	\$ 2,137.94	-3.12%	\$ 5,369.75	\$ 5,300.80	-1.28%	\$ 15,888.52	\$ 15,819.57	-0.43%
MGS-S Customer 411	\$ 2,847.39	-3.14%	\$ 7,155.51	\$ 7,063.13	-1.29%	\$ 19,381.72	\$ 19,289.34	-0.48%
MGS-S Customer 412	\$ 1,613.45	-2.88%	\$ 3,643.49	\$ 3,595.58	-1.31%	\$ 6,889.84	\$ 6,841.93	-0.70%
MGS-S Customer 413	\$ 850.47	-1.34%	\$ 1,021.15	\$ 1,009.63	-1.13%	\$ 8,823.07	\$ 8,811.55	-0.13%
MGS-S Customer 414	\$ 2,263.26	-2.95%	\$ 5,375.92	\$ 5,307.24	-1.28%	\$ 17,135.82	\$ 17,067.14	-0.40%
MGS-S Customer 415	\$ 1,432.66	-2.74%	\$ 3,141.34	\$ 3,101.00	-1.28%	\$ 9,192.40	\$ 9,152.06	-0.44%
MGS-S Customer 416	\$ 4,481.51	-3.52%	\$ 12,856.19	\$ 12,692.52	-1.27%	\$ 43,101.90	\$ 42,938.23	-0.38%
MGS-S Customer 417	\$ 2,187.54	-2.91%	\$ 5,107.64	\$ 5,042.03	-1.28%	\$ 14,970.88	\$ 14,905.27	-0.44%
MGS-S Customer 418	\$ 1,875.70	-3.02%	\$ 4,555.23	\$ 4,496.88	-1.28%	\$ 14,018.66	\$ 13,960.31	-0.42%
MGS-S Customer 419	\$ 4,637.28	-3.43%	\$ 12,998.27	\$ 12,833.68	-1.27%	\$ 46,728.90	\$ 46,564.31	-0.35%
MGS-S Customer 420	\$ 8,505.06	-3.65%	\$ 25,093.70	\$ 24,771.88	-1.28%	\$ 76,402.66	\$ 76,080.84	-0.42%
MGS-S Customer 421	\$ 4,307.77	-3.40%	\$ 11,713.82	\$ 11,562.43	-1.29%	\$ 31,028.95	\$ 30,877.56	-0.49%
MGS-S Customer 422	\$ 3,364.72	-3.40%	\$ 9,414.48	\$ 9,295.93	-1.26%	\$ 36,398.99	\$ 36,280.44	-0.33%
MGS-S Customer 423	\$ 3,258.28	-3.24%	\$ 8,566.25	\$ 8,457.32	-1.27%	\$ 29,206.84	\$ 29,097.91	-0.37%
MGS-S Customer 424	\$ 2,366.59	-2.99%	\$ 5,712.22	\$ 5,639.37	-1.28%	\$ 18,675.78	\$ 18,602.93	-0.39%
MGS-S Customer 425	\$ 2,272.77	-3.17%	\$ 5,857.42	\$ 5,783.11	-1.27%	\$ 20,524.42	\$ 20,450.11	-0.36%
MGS-S Customer 426	\$ 1,724.39	-2.94%	\$ 4,062.59	\$ 4,010.44	-1.28%	\$ 12,002.54	\$ 11,950.39	-0.43%
MGS-S Customer 427	\$ 3,142.93	-3.23%	\$ 8,041.64	\$ 7,936.86	-1.30%	\$ 22,173.77	\$ 22,068.99	-0.47%
MGS-S Customer 428	\$ 6,464.04	-3.56%	\$ 19,015.89	\$ 18,777.25	-1.25%	\$ 76,522.51	\$ 76,283.87	-0.31%
MGS-S Customer 429	\$ 1,918.28	-3.03%	\$ 4,651.02	\$ 4,591.00	-1.29%	\$ 12,616.91	\$ 12,556.89	-0.48%
MGS-S Customer 430	\$ 2,136.81	-3.12%	\$ 5,354.93	\$ 5,286.09	-1.29%	\$ 15,470.81	\$ 15,401.97	-0.44%
MGS-S Customer 431	\$ 2,045.03	-3.09%	\$ 5,049.61	\$ 4,984.44	-1.29%	\$ 13,713.54	\$ 13,648.37	-0.48%
MGS-S Customer 432	\$ 653.27	-1.34%	\$ 815.75	\$ 806.90	-1.08%	\$ 8,346.98	\$ 8,338.13	-0.11%
MGS-S Customer 433	\$ 2,592.99	-3.07%	\$ 6,361.40	\$ 6,279.40	-1.29%	\$ 17,582.09	\$ 17,500.09	-0.47%
MGS-S Customer 434	\$ 2,642.21	-3.08%	\$ 6,588.58	\$ 6,504.54	-1.28%	\$ 21,534.84	\$ 21,450.80	-0.39%
MGS-S Customer 435	\$ 3,559.19	-3.43%	\$ 9,763.18	\$ 9,636.74	-1.30%	\$ 24,937.39	\$ 24,810.95	-0.51%
MGS-S Customer 436	\$ 2,769.68	-3.12%	\$ 7,023.84	\$ 6,934.72	-1.27%	\$ 24,595.99	\$ 24,506.87	-0.36%
MGS-S Customer 437	\$ 2,403.00	-3.00%	\$ 5,803.56	\$ 5,729.35	-1.28%	\$ 18,116.61	\$ 18,042.40	-0.41%

Customer	Distribution 8/25 Prices	Distribution % Difference	Delivery 1/25 Prices	Delivery 8/25 Prices	Delivery % Difference	Bundled 1/25 Prices	Bundled 8/25 Prices	Bundled % Difference
MGS-S Customer 438	\$ 1,742.56	-2.66%	\$ 3,690.88	\$ 3,643.28	-1.29%	\$ 10,080.50	\$ 10,032.90	-0.47%
MGS-S Customer 439	\$ 2,226.71	-3.16%	\$ 5,580.09	\$ 5,507.47	-1.30%	\$ 13,062.65	\$ 12,990.03	-0.56%
MGS-S Customer 440	\$ 2,916.93	-3.33%	\$ 7,874.06	\$ 7,773.57	-1.28%	\$ 25,584.93	\$ 25,484.44	-0.39%
MGS-S Customer 441	\$ 2,121.96	-2.88%	\$ 4,866.25	\$ 4,803.28	-1.29%	\$ 12,567.16	\$ 12,504.19	-0.50%
MGS-S Customer 442	\$ 1,942.55	-2.78%	\$ 4,322.14	\$ 4,266.50	-1.29%	\$ 12,151.49	\$ 12,095.85	-0.46%
MGS-S Customer 443	\$ 2,419.37	-3.01%	\$ 5,861.13	\$ 5,786.13	-1.28%	\$ 18,256.45	\$ 18,181.45	-0.41%
MGS-S Customer 444	\$ 8,409.54	-3.64%	\$ 24,888.79	\$ 24,571.38	-1.28%	\$ 81,654.41	\$ 81,337.00	-0.39%
MGS-S Customer 445	\$ 1,799.28	-2.98%	\$ 4,209.38	\$ 4,154.09	-1.31%	\$ 7,977.45	\$ 7,922.16	-0.69%
MGS-S Customer 446	\$ 3,546.72	-3.29%	\$ 9,444.40	\$ 9,323.79	-1.28%	\$ 30,327.23	\$ 30,206.62	-0.40%
MGS-S Customer 447	\$ 12,675.08	-3.74%	\$ 37,888.38	\$ 37,395.74	-1.30%	\$ 106,748.24	\$ 106,255.60	-0.46%
MGS-S Customer 448	\$ 3,138.66	-3.21%	\$ 8,132.06	\$ 8,028.00	-1.28%	\$ 25,285.32	\$ 25,181.26	-0.41%
MGS-S Customer 449	\$ 1,328.20	-2.64%	\$ 2,824.48	\$ 2,788.40	-1.28%	\$ 8,922.05	\$ 8,885.97	-0.40%
MGS-S Customer 450	\$ 10,152.51	-3.68%	\$ 30,694.45	\$ 30,306.53	-1.26%	\$ 113,649.87	\$ 113,261.95	-0.34%
MGS-S Customer 451	\$ 9,960.31	-3.68%	\$ 30,174.21	\$ 29,794.12	-1.26%	\$ 116,255.89	\$ 115,875.80	-0.33%
MGS-S Customer 452	\$ 15,518.57	-3.76%	\$ 46,321.16	\$ 45,714.61	-1.31%	\$ 103,745.51	\$ 103,138.96	-0.58%
MGS-S Customer 453	\$ 3,179.70	-3.23%	\$ 8,016.87	\$ 7,910.90	-1.32%	\$ 12,813.20	\$ 12,707.23	-0.83%
MGS-S Customer 454	\$ 2,219.38	-2.93%	\$ 5,193.31	\$ 5,126.38	-1.29%	\$ 14,464.89	\$ 14,397.96	-0.46%
MGS-S Customer 455	\$ 7,440.12	-3.61%	\$ 21,826.03	\$ 21,547.50	-1.28%	\$ 71,370.76	\$ 71,092.23	-0.39%
MGS-S Customer 456	\$ 3,806.15	-3.33%	\$ 10,176.09	\$ 10,044.90	-1.29%	\$ 28,253.40	\$ 28,122.21	-0.46%
MGS-S Customer 457	\$ 10,149.99	-3.68%	\$ 31,141.11	\$ 30,753.16	-1.25%	\$ 136,012.30	\$ 135,624.35	-0.29%
MGS-S Customer 458	\$ 1,818.26	-2.71%	\$ 3,906.82	\$ 3,856.24	-1.29%	\$ 9,875.95	\$ 9,825.37	-0.51%
MGS-S Customer 459	\$ 2,063.08	-2.85%	\$ 4,655.05	\$ 4,594.51	-1.30%	\$ 10,865.17	\$ 10,804.63	-0.56%
MGS-S Customer 460	\$ 3,620.30	-3.44%	\$ 10,174.23	\$ 10,045.31	-1.27%	\$ 36,422.54	\$ 36,293.62	-0.35%
MGS-S Customer 461	\$ 1,434.33	-2.73%	\$ 3,291.17	\$ 3,250.88	-1.22%	\$ 16,713.15	\$ 16,672.86	-0.24%
MGS-S Customer 462	\$ 2,464.49	-3.02%	\$ 5,877.46	\$ 5,800.81	-1.30%	\$ 12,817.38	\$ 12,740.73	-0.60%
MGS-S Customer 463	\$ 2,520.95	-3.04%	\$ 6,112.29	\$ 6,033.24	-1.29%	\$ 15,906.97	\$ 15,827.92	-0.50%
MGS-S Customer 464	\$ 3,783.71	-3.31%	\$ 9,822.36	\$ 9,692.79	-1.32%	\$ 15,626.95	\$ 15,497.38	-0.83%
MGS-S Customer 465	\$ 1,863.67	-2.74%	\$ 4,054.01	\$ 4,001.45	-1.30%	\$ 10,169.40	\$ 10,116.84	-0.52%
MGS-S Customer 466	\$ 4,212.80	-3.38%	\$ 11,975.49	\$ 11,827.89	-1.23%	\$ 58,087.74	\$ 57,940.14	-0.25%
MGS-S Customer 467	\$ 1,071.89	-2.35%	\$ 1,988.04	\$ 1,962.25	-1.30%	\$ 4,877.20	\$ 4,851.41	-0.53%
MGS-S Customer 468	\$ 1,283.45	-2.22%	\$ 2,506.20	\$ 2,477.06	-1.16%	\$ 18,650.28	\$ 18,621.14	-0.16%
MGS-S Customer 469	\$ 3,097.62	-3.36%	\$ 8,542.10	\$ 8,434.30	-1.26%	\$ 32,229.19	\$ 32,121.39	-0.33%
MGS-S Customer 470	\$ 1,867.17	-3.01%	\$ 4,547.71	\$ 4,489.75	-1.27%	\$ 15,019.29	\$ 14,961.33	-0.39%
MGS-S Customer 471	\$ 2,177.00	-2.91%	\$ 5,128.01	\$ 5,062.85	-1.27%	\$ 17,614.06	\$ 17,548.90	-0.37%
MGS-S Customer 472	\$ 7,083.69	-3.59%	\$ 20,964.91	\$ 20,701.21	-1.26%	\$ 82,153.10	\$ 81,889.40	-0.32%
MGS-S Customer 473	\$ 918.69	-1.53%	\$ 1,077.78	\$ 1,063.49	-1.33%	\$ 1,501.24	\$ 1,486.95	-0.95%
MGS-S Customer 474	\$ 3,207.52	-3.23%	\$ 8,530.64	\$ 8,423.74	-1.25%	\$ 34,891.04	\$ 34,784.14	-0.31%
MGS-S Customer 475	\$ 2,888.62	-3.32%	\$ 7,741.06	\$ 7,641.88	-1.28%	\$ 23,555.15	\$ 23,455.97	-0.42%
MGS-S Customer 476	\$ 2,567.60	-3.07%	\$ 6,209.88	\$ 6,128.67	-1.31%	\$ 13,205.56	\$ 13,124.35	-0.61%
MGS-S Customer 477	\$ 2,567.34	-3.06%	\$ 6,292.73	\$ 6,211.78	-1.29%	\$ 17,980.53	\$ 17,899.58	-0.45%

Customer	Distribution 8/25 Prices	Distribution % Difference	Delivery 1/25 Prices	Delivery 8/25 Prices	Delivery % Difference	Bundled 1/25 Prices	Bundled 8/25 Prices	Bundled % Difference
MGS-S Customer 478	\$ 653.27	-1.34%	\$ 792.97	\$ 784.13	-1.11%	\$ 7,207.85	\$ 7,199.01	-0.12%
MGS-S Customer 479	\$ 2,928.35	-3.17%	\$ 7,323.79	\$ 7,227.99	-1.31%	\$ 15,422.80	\$ 15,327.00	-0.62%
MGS-S Customer 480	\$ 2,427.86	-3.22%	\$ 6,379.33	\$ 6,298.65	-1.26%	\$ 23,396.62	\$ 23,315.94	-0.34%
MGS-S Customer 481	\$ 1,399.96	-2.70%	\$ 3,013.34	\$ 2,974.43	-1.29%	\$ 7,906.57	\$ 7,867.66	-0.49%
MGS-S Customer 482	\$ 5,238.22	-3.58%	\$ 15,635.67	\$ 15,441.17	-1.24%	\$ 69,426.43	\$ 69,231.93	-0.28%
MGS-S Customer 483	\$ 1,828.51	-2.99%	\$ 4,423.13	\$ 4,366.77	-1.27%	\$ 14,613.39	\$ 14,557.03	-0.39%
MGS-S Customer 484	\$ 2,680.79	-3.09%	\$ 6,715.33	\$ 6,629.76	-1.27%	\$ 22,223.19	\$ 22,137.62	-0.39%
MGS-S Customer 485	\$ 1,706.59	-2.93%	\$ 3,959.46	\$ 3,908.02	-1.30%	\$ 9,458.17	\$ 9,406.73	-0.54%
MGS-S Customer 486	\$ 3,153.51	-3.37%	\$ 8,525.91	\$ 8,415.77	-1.29%	\$ 22,940.27	\$ 22,830.13	-0.48%
MGS-S Customer 487	\$ 2,372.54	-3.20%	\$ 5,991.62	\$ 5,913.16	-1.31%	\$ 12,156.26	\$ 12,077.80	-0.65%
MGS-S Customer 488	\$ 2,636.80	-3.08%	\$ 6,479.51	\$ 6,395.77	-1.29%	\$ 17,076.21	\$ 16,992.47	-0.49%
MGS-S Customer 489	\$ 9,005.95	-3.67%	\$ 25,974.15	\$ 25,631.51	-1.32%	\$ 44,823.08	\$ 44,480.44	-0.76%
MGS-S Customer 490	\$ 3,417.32	-3.48%	\$ 8,342.04	\$ 8,218.64	-1.48%	\$ 17,949.33	\$ 17,825.93	-0.69%
MGS-S Customer 491	\$ 1,990.20	-3.07%	\$ 4,967.09	\$ 4,904.15	-1.27%	\$ 17,745.20	\$ 17,682.26	-0.35%
MGS-S Customer 492	\$ 4,272.90	-3.39%	\$ 11,407.10	\$ 11,257.16	-1.31%	\$ 20,941.26	\$ 20,791.32	-0.72%
MGS-S Customer 493	\$ 1,461.67	-2.41%	\$ 2,777.11	\$ 2,740.95	-1.30%	\$ 6,221.36	\$ 6,185.20	-0.58%
MGS-S Customer 494	\$ 1,413.64	-2.74%	\$ 3,081.65	\$ 3,041.86	-1.29%	\$ 8,493.98	\$ 8,454.19	-0.47%
MGS-S Customer 495	\$ 1,707.28	-2.93%	\$ 4,019.25	\$ 3,967.79	-1.28%	\$ 12,363.47	\$ 12,312.01	-0.42%
MGS-S Customer 496	\$ 5,036.96	-3.47%	\$ 14,005.35	\$ 13,824.20	-1.29%	\$ 36,912.70	\$ 36,731.55	-0.49%
MGS-S Customer 497	\$ 2,337.51	-2.97%	\$ 5,621.81	\$ 5,550.19	-1.27%	\$ 18,593.02	\$ 18,521.40	-0.39%
MGS-S Customer 498	\$ 2,370.05	-2.99%	\$ 5,733.75	\$ 5,660.78	-1.27%	\$ 19,294.56	\$ 19,221.59	-0.38%
MGS-S Customer 499	\$ 2,603.69	-3.07%	\$ 6,484.86	\$ 6,402.46	-1.27%	\$ 22,263.99	\$ 22,181.59	-0.37%
MGS-S Customer 500	\$ 8,592.55	-3.64%	\$ 25,573.76	\$ 25,248.83	-1.27%	\$ 88,501.05	\$ 88,176.12	-0.37%
MGS-S Customer 501	\$ 5,792.81	-3.64%	\$ 16,422.60	\$ 16,204.07	-1.33%	\$ 67,418.47	\$ 67,199.94	-0.32%
MGS-S Customer 502	\$ 3,115.67	-3.20%	\$ 7,943.49	\$ 7,840.37	-1.30%	\$ 19,303.24	\$ 19,200.12	-0.53%
MGS-S Customer 503	\$ 3,701.22	-3.32%	\$ 9,643.57	\$ 9,516.62	-1.32%	\$ 17,157.55	\$ 17,030.60	-0.74%
MGS-S Customer 504	\$ 1,745.99	-2.95%	\$ 4,109.08	\$ 4,056.05	-1.29%	\$ 11,105.79	\$ 11,052.76	-0.48%
MGS-S Customer 505	\$ 2,174.84	-3.14%	\$ 5,394.64	\$ 5,324.24	-1.30%	\$ 11,779.92	\$ 11,709.52	-0.60%
MGS-S Customer 506	\$ 1,577.00	-2.85%	\$ 3,584.10	\$ 3,537.89	-1.29%	\$ 9,884.37	\$ 9,838.16	-0.47%
MGS-S Customer 507	\$ 1,254.41	-2.58%	\$ 2,596.14	\$ 2,562.90	-1.28%	\$ 8,083.08	\$ 8,049.84	-0.41%
MGS-S Customer 508	\$ 883.86	-1.44%	\$ 978.32	\$ 965.45	-1.32%	\$ 1,711.21	\$ 1,698.34	-0.75%
MGS-S Customer 509	\$ 4,063.67	-3.37%	\$ 10,974.87	\$ 10,833.34	-1.29%	\$ 30,221.10	\$ 30,079.57	-0.47%
MGS-S Customer 510	\$ 10,194.22	-3.68%	\$ 31,002.75	\$ 30,612.77	-1.26%	\$ 121,956.63	\$ 121,566.65	-0.32%
MGS-S Customer 511	\$ 3,969.41	-3.48%	\$ 11,167.93	\$ 11,025.02	-1.28%	\$ 34,686.25	\$ 34,543.34	-0.41%
MGS-S Customer 512	\$ 653.27	-1.34%	\$ 826.31	\$ 817.47	-1.07%	\$ 8,875.27	\$ 8,866.43	-0.10%
MGS-S Customer 513	\$ 5,247.40	-3.58%	\$ 15,227.96	\$ 15,033.11	-1.28%	\$ 47,697.12	\$ 47,502.27	-0.41%
MGS-S Customer 514	\$ 1,640.91	-2.58%	\$ 3,288.22	\$ 3,244.80	-1.32%	\$ 5,190.25	\$ 5,146.83	-0.84%
MGS-S Customer 515	\$ 8,876.82	-3.62%	\$ 26,658.93	\$ 26,325.15	-1.25%	\$ 107,146.26	\$ 106,812.48	-0.31%
MGS-S Customer 516	\$ 2,672.93	-3.28%	\$ 7,206.45	\$ 7,115.89	-1.26%	\$ 28,536.05	\$ 28,445.49	-0.32%
MGS-S Customer 517	\$ 3,109.37	-3.20%	\$ 8,059.77	\$ 7,956.90	-1.28%	\$ 26,031.16	\$ 25,928.29	-0.40%

Customer	Distribution 8/25 Prices	Distribution % Difference	Delivery 1/25 Prices	Delivery 8/25 Prices	Delivery % Difference	Bundled 1/25 Prices	Bundled 8/25 Prices	Bundled % Difference
MGS-S Customer 518	\$ 1,682.71	-2.92%	\$ 3,990.76	\$ 3,940.13	-1.27%	\$ 14,188.22	\$ 14,137.59	-0.36%
MGS-S Customer 519	\$ 2,034.71	-3.08%	\$ 5,121.72	\$ 5,057.00	-1.26%	\$ 18,939.05	\$ 18,874.33	-0.34%
MGS-S Customer 520	\$ 2,166.48	-2.90%	\$ 4,927.42	\$ 4,862.75	-1.31%	\$ 9,296.86	\$ 9,232.19	-0.70%
MGS-S Customer 521	\$ 2,355.46	-2.98%	\$ 5,639.95	\$ 5,567.52	-1.28%	\$ 16,632.11	\$ 16,559.68	-0.44%
MGS-S Customer 522	\$ 742.89	-1.65%	\$ 952.45	\$ 939.96	-1.31%	\$ 1,842.45	\$ 1,829.96	-0.68%
MGS-S Customer 523	\$ 2,530.19	-3.04%	\$ 6,111.72	\$ 6,032.34	-1.30%	\$ 14,601.17	\$ 14,521.79	-0.54%
MGS-S Customer 524	\$ 3,023.37	-3.17%	\$ 7,647.49	\$ 7,548.39	-1.30%	\$ 18,877.32	\$ 18,778.22	-0.52%
MGS-S Customer 525	\$ 5,751.34	-3.52%	\$ 16,229.00	\$ 16,019.25	-1.29%	\$ 42,930.13	\$ 42,720.38	-0.49%
MGS-S Customer 526	\$ 3,887.63	-3.34%	\$ 10,270.25	\$ 10,135.82	-1.31%	\$ 21,024.75	\$ 20,890.32	-0.64%
MGS-S Customer 527	\$ 2,887.42	-3.32%	\$ 7,622.55	\$ 7,523.42	-1.30%	\$ 17,810.30	\$ 17,711.17	-0.56%
MGS-S Customer 528	\$ 2,148.59	-3.13%	\$ 5,351.97	\$ 5,282.63	-1.30%	\$ 13,523.99	\$ 13,454.65	-0.51%
MGS-S Customer 529	\$ 1,434.96	-2.39%	\$ 2,714.38	\$ 2,679.22	-1.30%	\$ 6,840.44	\$ 6,805.28	-0.51%
MGS-S Customer 530	\$ 2,172.65	-2.90%	\$ 5,020.15	\$ 4,955.19	-1.29%	\$ 12,916.45	\$ 12,851.49	-0.50%
MGS-S Customer 531	\$ 2,468.00	-3.03%	\$ 5,923.67	\$ 5,846.54	-1.30%	\$ 13,766.73	\$ 13,689.60	-0.56%
MGS-S Customer 532	\$ 2,008.84	-3.07%	\$ 4,882.36	\$ 4,818.70	-1.30%	\$ 10,820.99	\$ 10,757.33	-0.59%
MGS-S Customer 533	\$ 3,559.53	-3.29%	\$ 9,589.75	\$ 9,468.64	-1.26%	\$ 35,733.28	\$ 35,612.17	-0.34%
MGS-S Customer 534	\$ 3,951.89	-3.35%	\$ 10,866.83	\$ 10,729.89	-1.26%	\$ 41,553.48	\$ 41,416.54	-0.33%
MGS-S Customer 535	\$ 3,018.04	-3.18%	\$ 7,693.79	\$ 7,594.56	-1.29%	\$ 21,135.54	\$ 21,036.31	-0.47%
MGS-S Customer 536	\$ 3,512.09	-3.29%	\$ 9,303.45	\$ 9,184.05	-1.28%	\$ 27,942.14	\$ 27,822.74	-0.43%
MGS-S Customer 537	\$ 3,877.25	-3.34%	\$ 10,587.51	\$ 10,453.59	-1.26%	\$ 38,664.95	\$ 38,531.03	-0.35%
MGS-S Customer 538	\$ 3,180.64	-3.22%	\$ 8,387.88	\$ 8,282.07	-1.26%	\$ 31,757.09	\$ 31,651.28	-0.33%
MGS-S Customer 539	\$ 3,574.46	-3.29%	\$ 9,597.14	\$ 9,475.43	-1.27%	\$ 33,907.88	\$ 33,786.17	-0.36%
MGS-S Customer 540	\$ 3,752.51	-3.32%	\$ 10,231.05	\$ 10,102.17	-1.26%	\$ 39,308.87	\$ 39,179.99	-0.33%
MGS-S Customer 541	\$ 3,409.25	-3.26%	\$ 9,068.34	\$ 8,953.29	-1.27%	\$ 31,898.22	\$ 31,783.17	-0.36%
MGS-S Customer 542	\$ 4,192.12	-3.38%	\$ 11,601.85	\$ 11,455.20	-1.26%	\$ 42,740.98	\$ 42,594.33	-0.34%
MGS-S Customer 543	\$ 4,048.83	-3.36%	\$ 11,379.53	\$ 11,238.64	-1.24%	\$ 52,761.26	\$ 52,620.37	-0.27%
MGS-S Customer 544	\$ 4,094.67	-3.36%	\$ 11,470.20	\$ 11,327.61	-1.24%	\$ 50,886.59	\$ 50,744.00	-0.28%
MGS-S Customer 545	\$ 3,565.68	-3.29%	\$ 9,557.00	\$ 9,435.65	-1.27%	\$ 33,237.00	\$ 33,115.65	-0.37%
MGS-S Customer 546	\$ 2,831.05	-3.14%	\$ 7,241.29	\$ 7,149.66	-1.27%	\$ 26,302.41	\$ 26,210.78	-0.35%
MGS-S Customer 547	\$ 3,952.07	-3.35%	\$ 10,808.18	\$ 10,671.19	-1.27%	\$ 38,487.41	\$ 38,350.42	-0.36%
MGS-S Customer 548	\$ 3,876.52	-3.34%	\$ 10,610.77	\$ 10,476.85	-1.26%	\$ 39,859.07	\$ 39,725.15	-0.34%
MGS-S Customer 549	\$ 3,556.53	-3.29%	\$ 9,674.07	\$ 9,553.14	-1.25%	\$ 40,546.17	\$ 40,425.24	-0.30%
MGS-S Customer 550	\$ 4,273.16	-3.39%	\$ 12,005.87	\$ 11,855.95	-1.25%	\$ 50,919.50	\$ 50,769.58	-0.29%
MGS-S Customer 551	\$ 4,637.54	-3.43%	\$ 13,217.47	\$ 13,052.77	-1.25%	\$ 57,432.94	\$ 57,268.24	-0.29%
MGS-S Customer 552	\$ 2,822.48	-3.13%	\$ 7,215.14	\$ 7,123.86	-1.27%	\$ 26,284.72	\$ 26,193.44	-0.35%
MGS-S Customer 553	\$ 5,050.24	-3.47%	\$ 14,523.18	\$ 14,341.78	-1.25%	\$ 61,544.96	\$ 61,363.56	-0.29%
MGS-S Customer 554	\$ 3,790.95	-3.33%	\$ 10,417.01	\$ 10,286.48	-1.25%	\$ 42,661.53	\$ 42,531.00	-0.31%
MGS-S Customer 555	\$ 3,284.25	-3.24%	\$ 8,748.24	\$ 8,638.26	-1.26%	\$ 34,471.62	\$ 34,361.64	-0.32%
MGS-S Customer 556	\$ 3,683.63	-3.31%	\$ 9,943.77	\$ 9,817.64	-1.27%	\$ 35,055.15	\$ 34,929.02	-0.36%
MGS-S Customer 557	\$ 1,034.17	-1.80%	\$ 1,435.50	\$ 1,416.51	-1.32%	\$ 2,203.35	\$ 2,184.36	-0.86%

Internal Use

Customer	Distribution 8/25 Prices	Distribution % Difference	Delivery 1/25 Prices	Delivery 8/25 Prices	Delivery % Difference	Bundled 1/25 Prices	Bundled 8/25 Prices	Bundled % Difference
MGS-S Customer 558	\$ 3,740.33	-3.32%	\$ 10,217.05	\$ 10,088.66	-1.26%	\$ 40,400.94	\$ 40,272.55	-0.32%
MGS-S Customer 559	\$ 3,931.96	-3.35%	\$ 10,873.25	\$ 10,737.13	-1.25%	\$ 44,850.69	\$ 44,714.57	-0.30%
MGS-S Customer 560	\$ 3,767.43	-3.32%	\$ 10,216.38	\$ 10,086.85	-1.27%	\$ 36,236.50	\$ 36,106.97	-0.36%
MGS-S Customer 561	\$ 4,111.53	-3.37%	\$ 11,327.25	\$ 11,183.82	-1.27%	\$ 40,823.27	\$ 40,679.84	-0.35%
MGS-S Customer 562	\$ 3,157.92	-3.21%	\$ 8,311.21	\$ 8,206.42	-1.26%	\$ 31,529.47	\$ 31,424.68	-0.33%
MGS-S Customer 563	\$ 5,045.14	-3.47%	\$ 14,631.71	\$ 14,450.57	-1.24%	\$ 67,842.01	\$ 67,660.87	-0.27%
MGS-S Customer 564	\$ 3,975.19	-3.35%	\$ 11,139.08	\$ 11,001.18	-1.24%	\$ 51,679.83	\$ 51,541.93	-0.27%
MGS-S Customer 565	\$ 2,971.48	-3.17%	\$ 7,654.02	\$ 7,556.73	-1.27%	\$ 26,178.45	\$ 26,081.16	-0.37%
MGS-S Customer 566	\$ 3,640.10	-3.30%	\$ 10,004.70	\$ 9,880.34	-1.24%	\$ 44,579.63	\$ 44,455.27	-0.28%
MGS-S Customer 567	\$ 4,083.56	-3.37%	\$ 11,476.12	\$ 11,333.86	-1.24%	\$ 52,510.49	\$ 52,368.23	-0.27%
MGS-S Customer 568	\$ 3,669.37	-3.31%	\$ 10,031.01	\$ 9,905.54	-1.25%	\$ 41,714.84	\$ 41,589.37	-0.30%
MGS-S Customer 569	\$ 1,817.77	-2.71%	\$ 3,891.28	\$ 3,840.66	-1.30%	\$ 9,019.43	\$ 8,968.81	-0.56%
MGS-S Customer 570	\$ 3,018.46	-3.18%	\$ 7,862.24	\$ 7,763.01	-1.26%	\$ 29,545.71	\$ 29,446.48	-0.34%
MGS-S Customer 571	\$ 3,974.47	-3.35%	\$ 10,935.80	\$ 10,797.94	-1.26%	\$ 41,649.87	\$ 41,512.01	-0.33%
MGS-S Customer 572	\$ 3,533.21	-3.29%	\$ 9,531.60	\$ 9,411.53	-1.26%	\$ 36,680.30	\$ 36,560.23	-0.33%
MGS-S Customer 573	\$ 3,758.45	-3.32%	\$ 10,190.11	\$ 10,060.97	-1.27%	\$ 36,310.78	\$ 36,181.64	-0.36%
MGS-S Customer 574	\$ 3,731.70	-3.31%	\$ 10,166.69	\$ 10,038.75	-1.26%	\$ 39,418.19	\$ 39,290.25	-0.32%
MGS-S Customer 575	\$ 3,775.23	-3.33%	\$ 10,283.56	\$ 10,153.72	-1.26%	\$ 38,451.84	\$ 38,322.00	-0.34%
MGS-S Customer 576	\$ 3,349.93	-3.25%	\$ 8,877.69	\$ 8,765.10	-1.27%	\$ 31,287.08	\$ 31,174.49	-0.36%
MGS-S Customer 577	\$ 3,555.46	-3.29%	\$ 9,607.20	\$ 9,486.27	-1.26%	\$ 37,259.01	\$ 37,138.08	-0.32%
MGS-S Customer 578	\$ 1,444.63	-2.40%	\$ 2,682.45	\$ 2,646.90	-1.33%	\$ 3,815.95	\$ 3,780.40	-0.93%
MGS-S Customer 579	\$ 3,414.38	-3.26%	\$ 9,083.14	\$ 8,967.90	-1.27%	\$ 31,913.02	\$ 31,797.78	-0.36%
MGS-S Customer 580	\$ 3,114.80	-3.20%	\$ 8,142.38	\$ 8,039.25	-1.27%	\$ 29,258.31	\$ 29,155.18	-0.35%
MGS-S Customer 581	\$ 3,732.13	-3.32%	\$ 10,050.75	\$ 9,922.70	-1.27%	\$ 33,324.43	\$ 33,196.38	-0.38%
MGS-S Customer 582	\$ 3,885.05	-3.34%	\$ 10,799.86	\$ 10,665.57	-1.24%	\$ 47,986.97	\$ 47,852.68	-0.28%
MGS-S Customer 583	\$ 4,129.77	-3.37%	\$ 11,480.84	\$ 11,336.69	-1.26%	\$ 45,865.06	\$ 45,720.91	-0.31%
MGS-S Customer 584	\$ 3,347.83	-3.25%	\$ 8,837.49	\$ 8,724.97	-1.27%	\$ 29,564.92	\$ 29,452.40	-0.38%
MGS-S Customer 585	\$ 2,844.14	-3.31%	\$ 7,623.86	\$ 7,526.35	-1.28%	\$ 23,959.22	\$ 23,861.71	-0.41%
MGS-S Customer 586	\$ 2,893.35	-3.33%	\$ 7,525.65	\$ 7,426.10	-1.32%	\$ 11,616.63	\$ 11,517.08	-0.86%
MGS-S Customer 587	\$ 1,627.33	-2.88%	\$ 3,743.42	\$ 3,695.16	-1.29%	\$ 10,347.86	\$ 10,299.60	-0.47%
MGS-S Customer 588	\$ 4,239.04	-3.39%	\$ 11,719.45	\$ 11,570.82	-1.27%	\$ 41,449.60	\$ 41,300.97	-0.36%
MGS-S Customer 589	\$ 2,006.94	-2.83%	\$ 4,547.35	\$ 4,489.00	-1.28%	\$ 13,588.35	\$ 13,530.00	-0.43%
MGS-S Customer 590	\$ 4,121.26	-3.37%	\$ 11,341.21	\$ 11,197.31	-1.27%	\$ 39,916.27	\$ 39,772.37	-0.36%
MGS-S Customer 591	\$ 3,445.35	-3.27%	\$ 9,027.20	\$ 8,910.71	-1.29%	\$ 24,526.15	\$ 24,409.66	-0.47%
MGS-S Customer 592	\$ 1,508.48	-2.81%	\$ 3,360.07	\$ 3,316.43	-1.30%	\$ 8,302.20	\$ 8,258.56	-0.53%
MGS-S Customer 593	\$ 2,252.61	-2.94%	\$ 5,318.55	\$ 5,250.28	-1.28%	\$ 15,808.64	\$ 15,740.37	-0.43%
MGS-S Customer 594	\$ 1,250.65	-2.57%	\$ 2,577.39	\$ 2,544.39	-1.28%	\$ 7,927.21	\$ 7,894.21	-0.42%
MGS-S Customer 595	\$ 2,749.35	-3.30%	\$ 7,297.41	\$ 7,203.50	-1.29%	\$ 21,122.51	\$ 21,028.60	-0.44%
MGS-S Customer 596	\$ 2,708.41	-3.10%	\$ 6,778.03	\$ 6,691.38	-1.28%	\$ 21,367.21	\$ 21,280.56	-0.41%
MGS-S Customer 597	\$ 2,742.06	-3.29%	\$ 7,335.65	\$ 7,242.26	-1.27%	\$ 24,670.13	\$ 24,576.74	-0.38%

Customer	Distribution 8/25 Prices	Distribution % Difference	Delivery 1/25 Prices	Delivery 8/25 Prices	Delivery % Difference	Bundled 1/25 Prices	Bundled 8/25 Prices	Bundled % Difference
MGS-S Customer 598	\$ 1,181.39	-2.06%	\$ 1,920.53	\$ 1,895.62	-1.30%	\$ 4,718.96	\$ 4,694.05	-0.53%
MGS-S Customer 599	\$ 1,455.96	-2.77%	\$ 3,257.81	\$ 3,216.35	-1.27%	\$ 11,130.12	\$ 11,088.66	-0.37%
MGS-S Customer 600	\$ 12,377.61	-3.75%	\$ 37,168.44	\$ 36,686.46	-1.30%	\$ 118,962.94	\$ 118,480.96	-0.41%
MGS-S Customer 601	\$ 3,039.43	-3.19%	\$ 7,756.59	\$ 7,656.52	-1.29%	\$ 21,157.43	\$ 21,057.36	-0.47%
MGS-S Customer 602	\$ 5,177.24	-3.47%	\$ 14,609.43	\$ 14,423.23	-1.27%	\$ 47,846.45	\$ 47,660.25	-0.39%
MGS-S Customer 603	\$ 1,559.35	-2.83%	\$ 3,528.27	\$ 3,482.80	-1.29%	\$ 9,750.27	\$ 9,704.80	-0.47%
MGS-S Customer 604	\$ 3,221.42	-3.23%	\$ 8,331.06	\$ 8,223.60	-1.29%	\$ 22,856.26	\$ 22,748.80	-0.47%
MGS-S Customer 605	\$ 2,281.01	-2.95%	\$ 5,381.05	\$ 5,311.64	-1.29%	\$ 14,744.96	\$ 14,675.55	-0.47%
MGS-S Customer 606	\$ 653.27	-1.34%	\$ 892.58	\$ 883.74	-0.99%	\$ 12,190.29	\$ 12,181.45	-0.07%
MGS-S Customer 607	\$ 2,902.93	-3.15%	\$ 7,219.32	\$ 7,124.79	-1.31%	\$ 14,555.05	\$ 14,460.52	-0.65%
MGS-S Customer 608	\$ 1,775.81	-2.68%	\$ 3,756.27	\$ 3,707.34	-1.30%	\$ 8,485.87	\$ 8,436.94	-0.58%
MGS-S Customer 609	\$ 2,235.78	-2.93%	\$ 5,236.16	\$ 5,168.60	-1.29%	\$ 14,253.85	\$ 14,186.29	-0.47%
MGS-S Customer 610	\$ 2,040.60	-2.84%	\$ 4,581.53	\$ 4,521.89	-1.30%	\$ 10,489.76	\$ 10,430.12	-0.57%
MGS-S Customer 611	\$ 4,447.82	-3.42%	\$ 12,104.46	\$ 11,946.91	-1.30%	\$ 28,572.71	\$ 28,415.16	-0.55%
MGS-S Customer 612	\$ 2,136.88	-2.89%	\$ 4,845.50	\$ 4,781.95	-1.31%	\$ 9,380.62	\$ 9,317.07	-0.68%
MGS-S Customer 613	\$ 4,758.55	-3.44%	\$ 13,374.77	\$ 13,205.04	-1.27%	\$ 46,999.48	\$ 46,829.75	-0.36%
MGS-S Customer 614	\$ 2,719.52	-3.12%	\$ 6,997.65	\$ 6,910.10	-1.25%	\$ 29,608.14	\$ 29,520.59	-0.30%
MGS-S Customer 615	\$ 1,967.33	-3.05%	\$ 4,815.58	\$ 4,753.60	-1.29%	\$ 13,641.99	\$ 13,580.01	-0.45%
MGS-S Customer 616	\$ 854.19	-1.35%	\$ 874.20	\$ 862.54	-1.33%	\$ 919.91	\$ 908.25	-1.27%
MGS-S Customer 617	\$ 4,044.59	-3.49%	\$ 11,740.87	\$ 11,594.70	-1.24%	\$ 51,652.94	\$ 51,506.77	-0.28%
MGS-S Customer 618	\$ 2,138.32	-2.89%	\$ 5,027.32	\$ 4,963.70	-1.27%	\$ 18,249.91	\$ 18,186.29	-0.35%
MGS-S Customer 619	\$ 6,227.10	-3.55%	\$ 17,952.15	\$ 17,723.00	-1.28%	\$ 58,195.81	\$ 57,966.66	-0.39%
MGS-S Customer 620	\$ 1,243.91	-2.17%	\$ 2,068.14	\$ 2,040.57	-1.33%	\$ 2,767.43	\$ 2,739.86	-1.00%
MGS-S Customer 621	\$ 2,193.77	-2.90%	\$ 5,357.94	\$ 5,292.33	-1.22%	\$ 27,169.96	\$ 27,104.35	-0.24%
MGS-S Customer 622	\$ 850.47	-1.34%	\$ 882.05	\$ 870.54	-1.30%	\$ 1,865.86	\$ 1,854.35	-0.62%
MGS-S Customer 623	\$ 1,929.70	-2.78%	\$ 4,212.48	\$ 4,157.37	-1.31%	\$ 8,579.07	\$ 8,523.96	-0.64%
MGS-S Customer 624	\$ 3,076.10	-3.19%	\$ 8,003.14	\$ 7,901.67	-1.27%	\$ 28,250.66	\$ 28,149.19	-0.36%
MGS-S Customer 625	\$ 3,547.07	-3.28%	\$ 9,421.23	\$ 9,300.77	-1.28%	\$ 29,522.49	\$ 29,402.03	-0.41%
MGS-S Customer 626	\$ 2,416.31	-3.00%	\$ 5,927.15	\$ 5,852.31	-1.26%	\$ 22,105.51	\$ 22,030.67	-0.34%
MGS-S Customer 627	\$ 1,474.01	-2.44%	\$ 2,873.22	\$ 2,836.33	-1.28%	\$ 8,641.25	\$ 8,604.36	-0.43%
MGS-S Customer 628	\$ 1,719.70	-2.93%	\$ 4,054.29	\$ 4,002.31	-1.28%	\$ 12,214.77	\$ 12,162.79	-0.43%
MGS-S Customer 629	\$ 3,443.30	-3.59%	\$ 8,210.09	\$ 8,082.01	-1.56%	\$ 17,904.22	\$ 17,776.14	-0.72%
MGS-S Customer 630	\$ 2,330.83	-2.97%	\$ 5,652.52	\$ 5,581.15	-1.26%	\$ 21,064.40	\$ 20,993.03	-0.34%
MGS-S Customer 631	\$ 2,843.27	-3.13%	\$ 7,100.62	\$ 7,008.65	-1.30%	\$ 17,827.69	\$ 17,735.72	-0.52%
MGS-S Customer 632	\$ 20,909.72	-3.79%	\$ 64,511.41	\$ 63,687.87	-1.28%	\$ 209,123.51	\$ 208,299.97	-0.39%
MGS-S Customer 633	\$ 3,221.89	-3.38%	\$ 8,815.38	\$ 8,702.52	-1.28%	\$ 27,375.00	\$ 27,262.14	-0.41%
MGS-S Customer 634	\$ 3,511.98	-3.28%	\$ 9,149.75	\$ 9,030.68	-1.30%	\$ 21,083.45	\$ 20,964.38	-0.56%
MGS-S Customer 635	\$ 3,776.13	-3.33%	\$ 10,299.05	\$ 10,169.12	-1.26%	\$ 38,956.38	\$ 38,826.45	-0.33%
MGS-S Customer 636	\$ 4,639.72	-3.43%	\$ 12,763.11	\$ 12,598.22	-1.29%	\$ 36,831.61	\$ 36,666.72	-0.45%
MGS-S Customer 637	\$ 732.68	-1.62%	\$ 1,079.60	\$ 1,067.52	-1.12%	\$ 9,722.96	\$ 9,710.88	-0.12%

Customer	Distribution 8/25 Prices	Distribution % Difference	Delivery 1/25 Prices	Delivery 8/25 Prices	Delivery % Difference	Bundled 1/25 Prices	Bundled 8/25 Prices	Bundled % Difference
MGS-S Customer 638	\$ 2,577.43	-3.06%	\$ 6,201.00	\$ 6,119.62	-1.31%	\$ 11,857.05	\$ 11,775.67	-0.69%
MGS-S Customer 639	\$ 3,567.92	-3.30%	\$ 9,608.41	\$ 9,486.80	-1.27%	\$ 35,044.64	\$ 34,923.03	-0.35%
MGS-S Customer 640	\$ 2,007.59	-2.82%	\$ 4,474.79	\$ 4,416.53	-1.30%	\$ 10,158.84	\$ 10,100.58	-0.57%
MGS-S Customer 641	\$ 3,774.60	-3.32%	\$ 10,233.83	\$ 10,104.08	-1.27%	\$ 36,221.96	\$ 36,092.21	-0.36%
MGS-S Customer 642	\$ 7,475.77	-3.61%	\$ 22,127.85	\$ 21,848.23	-1.26%	\$ 82,061.43	\$ 81,781.81	-0.34%
MGS-S Customer 643	\$ 5,201.29	-3.48%	\$ 14,820.19	\$ 14,632.53	-1.27%	\$ 53,624.13	\$ 53,436.47	-0.35%
MGS-S Customer 644	\$ 3,716.37	-3.45%	\$ 10,397.49	\$ 10,264.71	-1.28%	\$ 33,421.28	\$ 33,288.50	-0.40%
MGS-S Customer 645	\$ 3,826.48	-3.33%	\$ 10,352.20	\$ 10,220.39	-1.27%	\$ 34,530.39	\$ 34,398.58	-0.38%
MGS-S Customer 646	\$ 3,232.34	-3.38%	\$ 8,895.06	\$ 8,781.89	-1.27%	\$ 30,116.91	\$ 30,003.74	-0.38%
MGS-S Customer 647	\$ 2,597.47	-3.24%	\$ 7,145.18	\$ 7,058.18	-1.22%	\$ 37,897.76	\$ 37,810.76	-0.23%
MGS-S Customer 648	\$ 1,716.77	-2.64%	\$ 3,556.96	\$ 3,510.49	-1.31%	\$ 7,422.84	\$ 7,376.37	-0.63%
MGS-S Customer 649	\$ 3,551.00	-3.28%	\$ 9,322.66	\$ 9,202.06	-1.29%	\$ 24,048.96	\$ 23,928.36	-0.50%
MGS-S Customer 650	\$ 8,143.92	-3.63%	\$ 23,478.34	\$ 23,171.32	-1.31%	\$ 49,617.30	\$ 49,310.28	-0.62%
MGS-S Customer 651	\$ 1,772.56	-2.68%	\$ 3,727.83	\$ 3,679.03	-1.31%	\$ 7,526.98	\$ 7,478.18	-0.65%
MGS-S Customer 652	\$ 1,840.60	-2.72%	\$ 3,993.90	\$ 3,942.47	-1.29%	\$ 11,034.48	\$ 10,983.05	-0.47%
MGS-S Customer 653	\$ 1,785.70	-2.97%	\$ 4,263.65	\$ 4,209.04	-1.28%	\$ 13,016.36	\$ 12,961.75	-0.42%
MGS-S Customer 654	\$ 1,897.52	-3.03%	\$ 4,677.99	\$ 4,618.78	-1.27%	\$ 16,982.24	\$ 16,923.03	-0.35%
MGS-S Customer 655	\$ 3,299.61	-3.25%	\$ 8,765.27	\$ 8,654.57	-1.26%	\$ 32,788.06	\$ 32,677.36	-0.34%
MGS-S Customer 656	\$ 2,253.99	-2.94%	\$ 5,278.35	\$ 5,210.13	-1.29%	\$ 13,843.55	\$ 13,775.33	-0.49%
MGS-S Customer 657	\$ 3,090.13	-3.20%	\$ 8,001.89	\$ 7,899.84	-1.28%	\$ 26,078.40	\$ 25,976.35	-0.39%
MGS-S Customer 658	\$ 8,575.84	-3.64%	\$ 25,590.31	\$ 25,266.61	-1.26%	\$ 93,177.27	\$ 92,853.57	-0.35%
MGS-S Customer 659	\$ 2,209.37	-3.15%	\$ 5,680.18	\$ 5,608.37	-1.26%	\$ 20,917.93	\$ 20,846.12	-0.34%
MGS-S Customer 660	\$ 3,123.85	-3.37%	\$ 8,645.26	\$ 8,536.42	-1.26%	\$ 33,542.97	\$ 33,434.13	-0.32%
MGS-S Customer 661	\$ 4,282.08	-3.50%	\$ 12,285.78	\$ 12,130.46	-1.26%	\$ 44,835.84	\$ 44,680.52	-0.35%
MGS-S Customer 662	\$ 2,989.54	-3.34%	\$ 8,215.00	\$ 8,111.62	-1.26%	\$ 32,005.61	\$ 31,902.23	-0.32%
MGS-S Customer 663	\$ 958.16	-1.63%	\$ 1,198.24	\$ 1,182.34	-1.33%	\$ 1,650.15	\$ 1,634.25	-0.96%
MGS-S Customer 664	\$ 2,331.68	-2.97%	\$ 5,604.92	\$ 5,533.53	-1.27%	\$ 18,600.81	\$ 18,529.42	-0.38%
MGS-S Customer 665	\$ 850.47	-1.34%	\$ 902.86	\$ 891.35	-1.27%	\$ 2,906.59	\$ 2,895.08	-0.40%
MGS-S Customer 666	\$ 1,526.32	-2.48%	\$ 3,008.19	\$ 2,969.36	-1.29%	\$ 8,067.79	\$ 8,028.96	-0.48%
MGS-S Customer 667	\$ 2,684.18	-3.09%	\$ 6,716.35	\$ 6,630.71	-1.28%	\$ 21,963.69	\$ 21,878.05	-0.39%
MGS-S Customer 668	\$ 3,411.64	-3.26%	\$ 8,977.30	\$ 8,862.38	-1.28%	\$ 27,556.57	\$ 27,441.65	-0.42%
MGS-S Customer 669	\$ 1,855.98	-2.74%	\$ 3,998.28	\$ 3,946.01	-1.31%	\$ 8,459.13	\$ 8,406.86	-0.62%
MGS-S Customer 670	\$ 850.47	-1.34%	\$ 862.14	\$ 850.62	-1.34%	\$ 869.57	\$ 858.05	-1.32%
MGS-S Customer 671	\$ 2,793.19	-3.12%	\$ 7,041.59	\$ 6,951.57	-1.28%	\$ 22,110.68	\$ 22,020.66	-0.41%
MGS-S Customer 672	\$ 3,180.37	-3.22%	\$ 8,297.09	\$ 8,191.36	-1.27%	\$ 27,404.26	\$ 27,298.53	-0.39%
MGS-S Customer 673	\$ 667.66	-1.39%	\$ 805.48	\$ 796.06	-1.17%	\$ 5,695.96	\$ 5,686.54	-0.17%
MGS-S Customer 674	\$ 14,235.61	-3.74%	\$ 43,668.96	\$ 43,115.31	-1.27%	\$ 155,885.02	\$ 155,331.37	-0.36%
MGS-S Customer 675	\$ 2,131.76	-2.89%	\$ 4,865.41	\$ 4,802.05	-1.30%	\$ 11,086.27	\$ 11,022.91	-0.57%
MGS-S Customer 676	\$ 850.47	-1.34%	\$ 1,020.08	\$ 1,008.57	-1.13%	\$ 8,769.78	\$ 8,758.27	-0.13%
MGS-S Customer 677	\$ 1,724.64	-2.94%	\$ 4,031.02	\$ 3,978.84	-1.29%	\$ 10,324.09	\$ 10,271.91	-0.51%

Customer	Distribution 8/25 Prices	Distribution % Difference	Delivery 1/25 Prices	Delivery 8/25 Prices	Delivery % Difference	Bundled 1/25 Prices	Bundled 8/25 Prices	Bundled % Difference
MGS-S Customer 678	\$ 2,329.08	-3.19%	\$ 6,024.76	\$ 5,948.11	-1.27%	\$ 20,395.13	\$ 20,318.48	-0.38%
MGS-S Customer 679	\$ 4,203.65	-3.40%	\$ 11,529.28	\$ 11,381.30	-1.28%	\$ 35,269.16	\$ 35,121.18	-0.42%
MGS-S Customer 680	\$ 1,180.41	-2.50%	\$ 2,434.89	\$ 2,404.59	-1.24%	\$ 10,862.98	\$ 10,832.68	-0.28%
MGS-S Customer 681	\$ 3,381.39	-3.26%	\$ 8,939.78	\$ 8,825.88	-1.27%	\$ 29,656.24	\$ 29,542.34	-0.38%
MGS-S Customer 682	\$ 6,802.01	-3.58%	\$ 19,949.03	\$ 19,696.37	-1.27%	\$ 72,236.08	\$ 71,983.42	-0.35%
MGS-S Customer 683	\$ 17,992.00	-4.10%	\$ 49,610.30	\$ 48,841.50	-1.55%	\$ 87,728.66	\$ 86,959.86	-0.88%
MGS-S Customer 684	\$ 2,297.52	-3.18%	\$ 5,928.34	\$ 5,852.87	-1.27%	\$ 20,014.76	\$ 19,939.29	-0.38%
MGS-S Customer 685	\$ 7,522.15	-3.61%	\$ 22,343.99	\$ 22,062.17	-1.26%	\$ 85,179.87	\$ 84,898.05	-0.33%
MGS-S Customer 686	\$ 4,629.24	-3.45%	\$ 15,783.20	\$ 15,617.90	-1.05%	\$ 184,691.26	\$ 184,525.96	-0.09%
MGS-S Customer 687	\$ 1,752.59	-2.95%	\$ 4,123.99	\$ 4,070.64	-1.29%	\$ 10,749.80	\$ 10,696.45	-0.50%
MGS-S Customer 688	\$ 3,495.72	-3.28%	\$ 9,187.62	\$ 9,069.00	-1.29%	\$ 24,887.45	\$ 24,768.83	-0.48%
MGS-S Customer 689	\$ 2,465.93	-3.03%	\$ 5,819.91	\$ 5,742.98	-1.32%	\$ 9,177.32	\$ 9,100.39	-0.84%
MGS-S Customer 690	\$ 4,606.71	-3.43%	\$ 12,732.03	\$ 12,568.60	-1.28%	\$ 37,764.46	\$ 37,601.03	-0.43%
MGS-S Customer 691	\$ 4,401.21	-3.52%	\$ 12,572.53	\$ 12,411.94	-1.28%	\$ 40,403.05	\$ 40,242.46	-0.40%
MGS-S Customer 692	\$ 2,076.32	-3.10%	\$ 5,236.01	\$ 5,169.55	-1.27%	\$ 18,324.57	\$ 18,258.11	-0.36%
MGS-S Customer 693	\$ 2,534.40	-3.24%	\$ 6,753.02	\$ 6,668.06	-1.26%	\$ 26,391.74	\$ 26,306.78	-0.32%
MGS-S Customer 694	\$ 1,066.06	-1.87%	\$ 1,678.40	\$ 1,658.11	-1.21%	\$ 9,605.90	\$ 9,585.61	-0.21%
MGS-S Customer 695	\$ 2,282.28	-2.95%	\$ 5,286.08	\$ 5,216.70	-1.31%	\$ 10,004.37	\$ 9,934.99	-0.69%
MGS-S Customer 696	\$ 653.27	-1.34%	\$ 975.36	\$ 966.51	-0.91%	\$ 16,330.57	\$ 16,321.72	-0.05%
MGS-S Customer 697	\$ 1,374.39	-2.68%	\$ 2,912.33	\$ 2,874.47	-1.30%	\$ 6,678.46	\$ 6,640.60	-0.57%
MGS-S Customer 698	\$ 1,717.46	-2.95%	\$ 4,000.00	\$ 3,947.84	-1.30%	\$ 9,201.28	\$ 9,149.12	-0.57%
MGS-S Customer 699	\$ 1,254.77	-2.57%	\$ 2,661.02	\$ 2,627.90	-1.24%	\$ 11,604.89	\$ 11,571.77	-0.29%
MGS-S Customer 700	\$ 5,305.92	-3.58%	\$ 15,649.91	\$ 15,452.80	-1.26%	\$ 60,390.99	\$ 60,193.88	-0.33%
MGS-S Customer 701	\$ 8,521.65	-3.70%	\$ 25,745.33	\$ 25,418.11	-1.27%	\$ 88,530.93	\$ 88,203.71	-0.37%
MGS-S Customer 702	\$ 2,478.04	-3.03%	\$ 5,795.70	\$ 5,718.24	-1.34%	\$ 6,069.93	\$ 5,992.47	-1.28%
MGS-S Customer 703	\$ 1,157.14	-2.47%	\$ 2,395.28	\$ 2,365.93	-1.23%	\$ 12,346.16	\$ 12,316.81	-0.24%
MGS-S Customer 704	\$ 1,205.69	-2.53%	\$ 2,440.82	\$ 2,409.50	-1.28%	\$ 7,395.86	\$ 7,364.54	-0.42%
MGS-S Customer 705	\$ 2,150.98	-3.13%	\$ 5,490.80	\$ 5,421.27	-1.27%	\$ 19,882.54	\$ 19,813.01	-0.35%
MGS-S Customer 706	\$ 5,106.50	-3.47%	\$ 14,053.69	\$ 13,870.04	-1.31%	\$ 29,780.94	\$ 29,597.29	-0.62%
MGS-S Customer 707	\$ 3,220.24	-3.38%	\$ 8,811.19	\$ 8,698.44	-1.28%	\$ 27,509.64	\$ 27,396.89	-0.41%
MGS-S Customer 708	\$ 1,377.77	-2.34%	\$ 2,762.67	\$ 2,729.70	-1.19%	\$ 17,437.32	\$ 17,404.35	-0.19%
MGS-S Customer 709	\$ 1,635.82	-2.88%	\$ 3,686.87	\$ 3,638.35	-1.32%	\$ 6,453.99	\$ 6,405.47	-0.75%
MGS-S Customer 710	\$ 2,106.99	-2.88%	\$ 4,895.26	\$ 4,832.84	-1.28%	\$ 16,106.81	\$ 16,044.39	-0.39%
MGS-S Customer 711	\$ 7,597.79	-3.61%	\$ 21,671.82	\$ 21,386.97	-1.31%	\$ 40,411.06	\$ 40,126.21	-0.70%
MGS-S Customer 712	\$ 6,590.95	-3.57%	\$ 19,073.04	\$ 18,829.18	-1.28%	\$ 60,352.39	\$ 60,108.53	-0.40%
MGS-S Customer 713	\$ 2,269.65	-2.94%	\$ 5,346.12	\$ 5,277.27	-1.29%	\$ 14,940.50	\$ 14,871.65	-0.46%
MGS-S Customer 714	\$ 1,048.20	-1.83%	\$ 1,468.05	\$ 1,448.49	-1.33%	\$ 1,742.28	\$ 1,722.72	-1.12%
MGS-S Customer 715	\$ 850.47	-1.34%	\$ 861.98	\$ 850.47	-1.34%	\$ 861.98	\$ 850.47	-1.34%
MGS-S Customer 716	\$ 2,730.07	-3.29%	\$ 7,408.15	\$ 7,315.28	-1.25%	\$ 30,141.36	\$ 30,048.49	-0.31%
MGS-S Customer 717	\$ 2,674.67	-3.09%	\$ 6,560.52	\$ 6,475.18	-1.30%	\$ 15,335.97	\$ 15,250.63	-0.56%

Internal Use

Customer	Distribution 8/25 Prices	Distribution % Difference	Delivery 1/25 Prices	Delivery 8/25 Prices	Delivery % Difference	Bundled 1/25 Prices	Bundled 8/25 Prices	Bundled % Difference
MGS-S Customer 718	\$ 10,412.09	-3.69%	\$ 31,298.86	\$ 30,900.18	-1.27%	\$ 104,738.40	\$ 104,339.72	-0.38%
MGS-S Customer 719	\$ 2,389.90	-3.00%	\$ 5,676.34	\$ 5,602.54	-1.30%	\$ 13,399.88	\$ 13,326.08	-0.55%
MGS-S Customer 720	\$ 1,572.26	-2.86%	\$ 3,636.08	\$ 3,589.83	-1.27%	\$ 12,613.55	\$ 12,567.30	-0.37%
MGS-S Customer 721	\$ 850.79	-1.95%	\$ 1,357.50	\$ 1,340.62	-1.24%	\$ 6,041.05	\$ 6,024.17	-0.28%
MGS-S Customer 722	\$ 2,566.23	-3.06%	\$ 6,273.50	\$ 6,192.53	-1.29%	\$ 17,037.25	\$ 16,956.28	-0.48%
MGS-S Customer 723	\$ 2,918.85	-3.16%	\$ 7,500.13	\$ 7,404.94	-1.27%	\$ 26,212.86	\$ 26,117.67	-0.36%
MGS-S Customer 724	\$ 1,627.14	-2.56%	\$ 3,312.62	\$ 3,269.91	-1.29%	\$ 8,842.41	\$ 8,799.70	-0.48%
MGS-S Customer 725	\$ 2,159.58	-2.90%	\$ 5,076.36	\$ 5,011.81	-1.27%	\$ 17,368.16	\$ 17,303.61	-0.37%
MGS-S Customer 726	\$ 4,643.42	-3.41%	\$ 12,866.37	\$ 12,702.31	-1.28%	\$ 41,148.91	\$ 40,984.85	-0.40%
MGS-S Customer 727	\$ 2,055.53	-2.85%	\$ 4,659.46	\$ 4,599.24	-1.29%	\$ 12,243.83	\$ 12,183.61	-0.49%
MGS-S Customer 728	\$ 3,125.11	-3.20%	\$ 8,003.92	\$ 7,900.47	-1.29%	\$ 21,043.69	\$ 20,940.24	-0.49%
MGS-S Customer 729	\$ 1,403.68	-2.71%	\$ 3,140.10	\$ 3,100.96	-1.25%	\$ 13,507.93	\$ 13,468.79	-0.29%
MGS-S Customer 730	\$ 2,123.13	-3.11%	\$ 5,269.75	\$ 5,201.52	-1.29%	\$ 13,405.32	\$ 13,337.09	-0.51%
MGS-S Customer 731	\$ 2,189.74	-2.91%	\$ 5,124.29	\$ 5,058.61	-1.28%	\$ 15,525.71	\$ 15,460.03	-0.42%
MGS-S Customer 732	\$ 2,262.47	-2.94%	\$ 5,351.17	\$ 5,282.56	-1.28%	\$ 16,116.98	\$ 16,048.37	-0.43%
MGS-S Customer 733	\$ 2,186.99	-2.91%	\$ 5,105.87	\$ 5,040.30	-1.28%	\$ 15,007.39	\$ 14,941.82	-0.44%
MGS-S Customer 734	\$ 4,316.94	-3.51%	\$ 12,459.04	\$ 12,301.86	-1.26%	\$ 47,213.48	\$ 47,056.30	-0.33%
MGS-S Customer 735	\$ 2,623.92	-3.27%	\$ 6,894.56	\$ 6,805.95	-1.29%	\$ 20,093.61	\$ 20,005.00	-0.44%
MGS-S Customer 736	\$ 1,033.46	-2.29%	\$ 2,039.54	\$ 2,015.27	-1.19%	\$ 13,082.55	\$ 13,058.28	-0.19%
MGS-S Customer 737	\$ 2,161.27	-3.13%	\$ 5,448.01	\$ 5,378.16	-1.28%	\$ 16,469.65	\$ 16,399.80	-0.42%
MGS-S Customer 738	\$ 1,436.87	-2.39%	\$ 2,897.85	\$ 2,862.70	-1.21%	\$ 15,959.56	\$ 15,924.41	-0.22%
MGS-S Customer 739	\$ 6,674.27	-3.57%	\$ 19,199.69	\$ 18,952.39	-1.29%	\$ 54,164.37	\$ 53,917.07	-0.46%
MGS-S Customer 740	\$ 2,431.07	-3.21%	\$ 6,286.09	\$ 6,205.36	-1.28%	\$ 18,462.03	\$ 18,381.30	-0.44%
MGS-S Customer 741	\$ 2,108.51	-3.11%	\$ 5,255.90	\$ 5,188.21	-1.29%	\$ 14,733.16	\$ 14,665.47	-0.46%
MGS-S Customer 742	\$ 2,619.03	-3.26%	\$ 7,002.21	\$ 6,913.82	-1.26%	\$ 26,274.03	\$ 26,185.64	-0.34%
MGS-S Customer 743	\$ 988.35	-1.70%	\$ 1,298.87	\$ 1,281.75	-1.32%	\$ 2,190.13	\$ 2,173.01	-0.78%
MGS-S Customer 744	\$ 5,684.09	-3.52%	\$ 16,046.55	\$ 15,839.20	-1.29%	\$ 42,994.49	\$ 42,787.14	-0.48%
MGS-S Customer 745	\$ 3,952.38	-3.35%	\$ 10,683.54	\$ 10,546.55	-1.28%	\$ 32,238.24	\$ 32,101.25	-0.42%
MGS-S Customer 746	\$ 1,975.67	-3.06%	\$ 4,865.01	\$ 4,802.65	-1.28%	\$ 14,773.27	\$ 14,710.91	-0.42%
MGS-S Customer 747	\$ 2,162.85	-3.13%	\$ 5,480.88	\$ 5,411.04	-1.27%	\$ 18,041.77	\$ 17,971.93	-0.39%
MGS-S Customer 748	\$ 4,882.82	-3.56%	\$ 14,273.93	\$ 14,093.85	-1.26%	\$ 54,087.50	\$ 53,907.42	-0.33%
MGS-S Customer 749	\$ 2,875.88	-3.15%	\$ 7,473.72	\$ 7,380.08	-1.25%	\$ 30,810.93	\$ 30,717.29	-0.30%
MGS-S Customer 750	\$ 1,734.06	-2.94%	\$ 4,042.38	\$ 3,989.86	-1.30%	\$ 9,600.96	\$ 9,548.44	-0.55%
MGS-S Customer 751	\$ 17,206.83	-4.04%	\$ 48,675.60	\$ 47,950.40	-1.49%	\$ 120,579.44	\$ 119,854.24	-0.60%
MGS-S Customer 752	\$ 6,279.63	-3.63%	\$ 18,438.88	\$ 18,202.47	-1.28%	\$ 55,739.11	\$ 55,502.70	-0.42%
MGS-S Customer 753	\$ 4,676.40	-3.54%	\$ 13,391.78	\$ 13,220.18	-1.28%	\$ 40,880.30	\$ 40,708.70	-0.42%
MGS-S Customer 754	\$ 1,414.50	-2.37%	\$ 2,631.99	\$ 2,597.62	-1.31%	\$ 5,664.43	\$ 5,630.06	-0.61%
MGS-S Customer 755	\$ 1,276.15	-2.21%	\$ 2,185.63	\$ 2,156.83	-1.32%	\$ 4,055.10	\$ 4,026.30	-0.71%
MGS-S Customer 756	\$ 1,307.51	-2.63%	\$ 2,751.43	\$ 2,716.08	-1.28%	\$ 8,060.12	\$ 8,024.77	-0.44%
MGS-S Customer 757	\$ 4,466.82	-3.41%	\$ 12,442.47	\$ 12,284.63	-1.27%	\$ 43,852.52	\$ 43,694.68	-0.36%

Customer	Distribution 8/25 Prices	Distribution % Difference	Delivery 1/25 Prices	Delivery 8/25 Prices	Delivery % Difference	Bundled 1/25 Prices	Bundled 8/25 Prices	Bundled % Difference
MGS-S Customer 758	\$ 4,312.02	-3.39%	\$ 11,818.76	\$ 11,667.55	-1.28%	\$ 36,517.88	\$ 36,366.67	-0.41%
MGS-S Customer 759	\$ 1,538.05	-2.82%	\$ 3,508.62	\$ 3,463.96	-1.27%	\$ 11,789.42	\$ 11,744.76	-0.38%
MGS-S Customer 760	\$ 2,000.54	-2.82%	\$ 4,463.28	\$ 4,405.16	-1.30%	\$ 10,273.59	\$ 10,215.47	-0.57%
MGS-S Customer 761	\$ 2,026.15	-3.06%	\$ 4,910.66	\$ 4,846.73	-1.30%	\$ 10,743.82	\$ 10,679.89	-0.60%
MGS-S Customer 762	\$ 1,541.99	-2.80%	\$ 3,420.60	\$ 3,376.11	-1.30%	\$ 7,616.36	\$ 7,571.87	-0.58%
MGS-S Customer 763	\$ 1,563.07	-2.82%	\$ 3,470.69	\$ 3,425.38	-1.31%	\$ 7,069.08	\$ 7,023.77	-0.64%
MGS-S Customer 764	\$ 1,527.15	-2.79%	\$ 3,351.39	\$ 3,307.50	-1.31%	\$ 6,360.64	\$ 6,316.75	-0.69%
MGS-S Customer 765	\$ 1,758.66	-2.94%	\$ 4,101.18	\$ 4,047.92	-1.30%	\$ 9,533.16	\$ 9,479.90	-0.56%
MGS-S Customer 766	\$ 1,820.19	-2.97%	\$ 4,298.97	\$ 4,243.23	-1.30%	\$ 10,341.23	\$ 10,285.49	-0.54%
MGS-S Customer 767	\$ 3,365.57	-3.26%	\$ 8,655.46	\$ 8,542.07	-1.31%	\$ 17,467.47	\$ 17,354.08	-0.65%
MGS-S Customer 768	\$ 1,494.09	-2.78%	\$ 3,252.50	\$ 3,209.74	-1.31%	\$ 5,811.55	\$ 5,768.79	-0.74%
MGS-S Customer 769	\$ 2,019.81	-3.08%	\$ 4,934.14	\$ 4,869.86	-1.30%	\$ 11,348.33	\$ 11,284.05	-0.57%
MGS-S Customer 770	\$ 2,276.65	-2.96%	\$ 5,358.63	\$ 5,289.26	-1.29%	\$ 13,935.26	\$ 13,865.89	-0.50%
MGS-S Customer 771	\$ 12,365.17	-3.73%	\$ 36,470.17	\$ 35,991.60	-1.31%	\$ 73,381.90	\$ 72,903.33	-0.65%
MGS-S Customer 772	\$ 2,175.59	-3.13%	\$ 5,560.02	\$ 5,489.62	-1.27%	\$ 20,020.66	\$ 19,950.26	-0.35%
MGS-S Customer 773	\$ 1,127.48	-2.43%	\$ 2,246.79	\$ 2,218.75	-1.25%	\$ 9,587.43	\$ 9,559.39	-0.29%
MGS-S Customer 774	\$ 1,750.13	-2.67%	\$ 3,794.07	\$ 3,746.13	-1.26%	\$ 14,057.00	\$ 14,009.06	-0.34%
MGS-S Customer 775	\$ 2,687.89	-3.10%	\$ 6,940.44	\$ 6,854.56	-1.24%	\$ 32,387.87	\$ 32,301.99	-0.27%
MGS-S Customer 776	\$ 4,799.64	-3.44%	\$ 13,366.53	\$ 13,195.51	-1.28%	\$ 41,425.12	\$ 41,254.10	-0.41%
MGS-S Customer 777	\$ 1,328.80	-2.27%	\$ 2,394.70	\$ 2,363.80	-1.29%	\$ 6,517.33	\$ 6,486.43	-0.47%
MGS-S Customer 778	\$ 2,493.71	-3.10%	\$ 5,837.50	\$ 5,757.65	-1.37%	\$ 9,516.79	\$ 9,436.94	-0.84%
MGS-S Customer 779	\$ 1,027.25	-1.79%	\$ 1,435.58	\$ 1,416.87	-1.30%	\$ 3,236.38	\$ 3,217.67	-0.58%
MGS-S Customer 780	\$ 1,670.76	-2.61%	\$ 3,525.61	\$ 3,480.82	-1.27%	\$ 12,237.07	\$ 12,192.28	-0.37%
MGS-S Customer 781	\$ 1,072.42	-1.88%	\$ 1,548.00	\$ 1,527.40	-1.33%	\$ 2,644.93	\$ 2,624.33	-0.78%
MGS-S Customer 782	\$ 1,264.33	-2.17%	\$ 2,281.70	\$ 2,253.59	-1.23%	\$ 10,857.42	\$ 10,829.31	-0.26%
MGS-S Customer 783	\$ 1,568.03	-2.84%	\$ 3,567.86	\$ 3,522.07	-1.28%	\$ 10,516.58	\$ 10,470.79	-0.44%
MGS-S Customer 784	\$ 1,852.44	-2.73%	\$ 4,015.31	\$ 3,963.32	-1.29%	\$ 10,180.06	\$ 10,128.07	-0.51%
MGS-S Customer 785	\$ 3,267.13	-3.31%	\$ 8,320.25	\$ 8,208.41	-1.34%	\$ 22,808.88	\$ 22,697.04	-0.49%
MGS-S Customer 786	\$ 2,539.51	-3.05%	\$ 6,193.98	\$ 6,114.16	-1.29%	\$ 17,197.34	\$ 17,117.52	-0.46%
MGS-S Customer 787	\$ 3,118.05	-3.20%	\$ 8,001.42	\$ 7,898.40	-1.29%	\$ 22,316.37	\$ 22,213.35	-0.46%
MGS-S Customer 788	\$ 4,728.21	-3.44%	\$ 13,422.30	\$ 13,253.91	-1.25%	\$ 54,176.49	\$ 54,008.10	-0.31%
MGS-S Customer 789	\$ 4,247.75	-3.51%	\$ 12,311.99	\$ 12,157.64	-1.25%	\$ 50,219.99	\$ 50,065.64	-0.31%
MGS-S Customer 790	\$ 1,817.92	-2.99%	\$ 4,259.61	\$ 4,203.60	-1.31%	\$ 7,803.61	\$ 7,747.60	-0.72%
MGS-S Customer 791	\$ 7,264.39	-3.60%	\$ 21,589.43	\$ 21,318.23	-1.26%	\$ 87,332.17	\$ 87,060.97	-0.31%
MGS-S Customer 792	\$ 2,752.45	-3.30%	\$ 7,377.18	\$ 7,283.35	-1.27%	\$ 25,135.92	\$ 25,042.09	-0.37%
MGS-S Customer 793	\$ 3,114.53	-3.19%	\$ 8,024.12	\$ 7,921.35	-1.28%	\$ 24,221.68	\$ 24,118.91	-0.42%
MGS-S Customer 794	\$ 1,057.40	-2.34%	\$ 1,935.94	\$ 1,910.65	-1.31%	\$ 4,218.01	\$ 4,192.72	-0.60%
MGS-S Customer 795	\$ 18,018.98	-3.77%	\$ 56,221.64	\$ 55,516.05	-1.26%	\$ 225,560.39	\$ 224,854.80	-0.31%
MGS-S Customer 796	\$ 4,960.83	-3.46%	\$ 13,949.57	\$ 13,771.96	-1.27%	\$ 46,510.14	\$ 46,332.53	-0.38%
MGS-S Customer 797	\$ 5,625.06	-3.52%	\$ 16,138.99	\$ 15,934.01	-1.27%	\$ 56,343.80	\$ 56,138.82	-0.36%

Customer	Distribution 8/25 Prices	Distribution % Difference	Delivery 1/25 Prices	Delivery 8/25 Prices	Delivery % Difference	Bundled 1/25 Prices	Bundled 8/25 Prices	Bundled % Difference
MGS-S Customer 798	\$ 4,247.91	-3.39%	\$ 11,906.58	\$ 11,757.61	-1.25%	\$ 49,540.46	\$ 49,391.49	-0.30%
MGS-S Customer 799	\$ 2,056.55	-2.85%	\$ 4,702.10	\$ 4,641.82	-1.28%	\$ 14,172.27	\$ 14,111.99	-0.43%
MGS-S Customer 800	\$ 2,003.79	-3.07%	\$ 4,902.82	\$ 4,839.35	-1.29%	\$ 12,550.14	\$ 12,486.67	-0.51%
MGS-S Customer 801	\$ 4,674.70	-3.43%	\$ 13,104.50	\$ 12,938.44	-1.27%	\$ 46,602.04	\$ 46,435.98	-0.36%
MGS-S Customer 802	\$ 2,482.35	-3.03%	\$ 5,943.20	\$ 5,865.59	-1.31%	\$ 12,885.86	\$ 12,808.25	-0.60%
MGS-S Customer 803	\$ 1,601.03	-2.86%	\$ 3,712.67	\$ 3,665.60	-1.27%	\$ 13,004.59	\$ 12,957.52	-0.36%
MGS-S Customer 804	\$ 11,355.52	-3.70%	\$ 32,782.24	\$ 32,346.26	-1.33%	\$ 41,192.05	\$ 40,756.07	-1.06%
MGS-S Customer 805	\$ 850.47	-1.34%	\$ 1,142.53	\$ 1,131.01	-1.01%	\$ 14,894.39	\$ 14,882.87	-0.08%
MGS-S Customer 806	\$ 1,269.39	-2.19%	\$ 2,180.92	\$ 2,152.44	-1.31%	\$ 4,671.87	\$ 4,643.39	-0.61%
MGS-S Customer 807	\$ 3,439.00	-3.27%	\$ 9,126.53	\$ 9,010.33	-1.27%	\$ 30,516.69	\$ 30,400.49	-0.38%
MGS-S Customer 808	\$ 3,003.81	-3.18%	\$ 7,566.63	\$ 7,467.85	-1.31%	\$ 16,575.18	\$ 16,476.40	-0.60%
MGS-S Customer 809	\$ 2,676.48	-3.09%	\$ 6,658.65	\$ 6,573.25	-1.28%	\$ 20,032.07	\$ 19,946.67	-0.43%
MGS-S Customer 810	\$ 653.27	-1.34%	\$ 989.53	\$ 980.69	-0.89%	\$ 17,039.46	\$ 17,030.62	-0.05%
MGS-S Customer 811	\$ 2,348.02	-2.98%	\$ 5,630.30	\$ 5,558.19	-1.28%	\$ 17,317.19	\$ 17,245.08	-0.42%
MGS-S Customer 812	\$ 3,388.14	-3.41%	\$ 9,360.89	\$ 9,241.31	-1.28%	\$ 30,020.68	\$ 29,901.10	-0.40%
MGS-S Customer 813	\$ 2,762.54	-3.12%	\$ 6,981.14	\$ 6,892.28	-1.27%	\$ 23,453.39	\$ 23,364.53	-0.38%
MGS-S Customer 814	\$ 10,904.92	-3.73%	\$ 32,435.92	\$ 32,013.46	-1.30%	\$ 98,361.49	\$ 97,939.03	-0.43%
MGS-S Customer 815	\$ 3,093.82	-3.20%	\$ 7,996.71	\$ 7,894.46	-1.28%	\$ 25,163.68	\$ 25,061.43	-0.41%
MGS-S Customer 816	\$ 8,014.40	-3.63%	\$ 24,169.45	\$ 23,867.97	-1.25%	\$ 104,135.73	\$ 103,834.25	-0.29%
MGS-S Customer 817	\$ 1,567.79	-2.53%	\$ 3,133.52	\$ 3,092.88	-1.30%	\$ 7,867.92	\$ 7,827.28	-0.52%
MGS-S Customer 818	\$ 1,902.09	-2.77%	\$ 4,333.60	\$ 4,279.50	-1.25%	\$ 18,479.44	\$ 18,425.34	-0.29%
MGS-S Customer 819	\$ 1,376.21	-2.33%	\$ 2,596.57	\$ 2,563.77	-1.26%	\$ 9,633.61	\$ 9,600.81	-0.34%
MGS-S Customer 820	\$ 1,279.87	-2.21%	\$ 2,273.31	\$ 2,244.38	-1.27%	\$ 7,666.56	\$ 7,637.63	-0.38%
MGS-S Customer 821	\$ 2,308.17	-3.23%	\$ 5,184.93	\$ 5,107.79	-1.49%	\$ 19,911.23	\$ 19,834.09	-0.39%
MGS-S Customer 822	\$ 2,524.57	-3.24%	\$ 6,598.55	\$ 6,513.93	-1.28%	\$ 19,961.57	\$ 19,876.95	-0.42%
MGS-S Customer 823	\$ 1,473.52	-2.43%	\$ 2,822.46	\$ 2,785.72	-1.30%	\$ 6,497.18	\$ 6,460.44	-0.57%
MGS-S Customer 824	\$ 2,171.53	-3.13%	\$ 5,434.39	\$ 5,364.18	-1.29%	\$ 14,379.06	\$ 14,308.85	-0.49%
MGS-S Customer 825	\$ 1,643.63	-2.89%	\$ 3,893.03	\$ 3,844.08	-1.26%	\$ 15,321.91	\$ 15,272.96	-0.32%
MGS-S Customer 826	\$ 1,418.49	-2.38%	\$ 2,635.98	\$ 2,601.35	-1.31%	\$ 5,040.09	\$ 5,005.46	-0.69%
MGS-S Customer 827	\$ 3,544.32	-3.43%	\$ 9,920.28	\$ 9,794.37	-1.27%	\$ 34,827.47	\$ 34,701.56	-0.36%
MGS-S Customer 828	\$ 2,838.37	-3.14%	\$ 7,251.21	\$ 7,159.22	-1.27%	\$ 25,579.10	\$ 25,487.11	-0.36%
MGS-S Customer 829	\$ 2,687.16	-3.28%	\$ 7,236.69	\$ 7,145.43	-1.26%	\$ 27,625.33	\$ 27,534.07	-0.33%
MGS-S Customer 830	\$ 2,663.70	-3.28%	\$ 7,031.32	\$ 6,941.10	-1.28%	\$ 21,048.04	\$ 20,957.82	-0.43%
MGS-S Customer 831	\$ 2,917.59	-3.16%	\$ 7,447.20	\$ 7,352.02	-1.28%	\$ 23,652.99	\$ 23,557.81	-0.40%
MGS-S Customer 832	\$ 2,501.10	-3.23%	\$ 6,533.35	\$ 6,449.74	-1.28%	\$ 20,338.69	\$ 20,255.08	-0.41%
MGS-S Customer 833	\$ 5,408.64	-3.59%	\$ 16,100.00	\$ 15,898.57	-1.25%	\$ 67,276.53	\$ 67,075.10	-0.30%
MGS-S Customer 834	\$ 3,372.77	-3.41%	\$ 9,323.74	\$ 9,204.78	-1.28%	\$ 30,466.29	\$ 30,347.33	-0.39%
MGS-S Customer 835	\$ 2,459.98	-3.02%	\$ 5,991.33	\$ 5,914.73	-1.28%	\$ 18,852.51	\$ 18,775.91	-0.41%
MGS-S Customer 836	\$ 2,078.66	-3.10%	\$ 5,220.30	\$ 5,153.77	-1.27%	\$ 17,279.80	\$ 17,213.27	-0.39%
MGS-S Customer 837	\$ 1,758.66	-2.95%	\$ 4,164.24	\$ 4,110.70	-1.29%	\$ 11,981.70	\$ 11,928.16	-0.45%

Internal Use

Customer	Distribution 8/25 Prices	Distribution % Difference	Delivery 1/25 Prices	Delivery 8/25 Prices	Delivery % Difference	Bundled 1/25 Prices	Bundled 8/25 Prices	Bundled % Difference
MGS-S Customer 838	\$ 4,265.60	-3.39%	\$ 12,050.51	\$ 11,900.77	-1.24%	\$ 53,976.13	\$ 53,826.39	-0.28%
MGS-S Customer 839	\$ 5,504.23	-3.51%	\$ 15,151.19	\$ 14,951.18	-1.32%	\$ 25,037.28	\$ 24,837.27	-0.80%
MGS-S Customer 840	\$ 2,472.24	-3.03%	\$ 5,886.84	\$ 5,809.71	-1.31%	\$ 11,716.23	\$ 11,639.10	-0.66%
MGS-S Customer 841	\$ 15,500.91	-3.77%	\$ 46,358.40	\$ 45,751.52	-1.31%	\$ 110,254.64	\$ 109,647.76	-0.55%
MGS-S Customer 842	\$ 8,295.40	-3.64%	\$ 24,261.54	\$ 23,948.39	-1.29%	\$ 66,767.62	\$ 66,454.47	-0.47%
MGS-S Customer 843	\$ 1,830.04	-2.99%	\$ 4,429.54	\$ 4,373.10	-1.27%	\$ 14,653.40	\$ 14,596.96	-0.39%
MGS-S Customer 844	\$ 4,063.94	-3.36%	\$ 11,090.70	\$ 10,949.19	-1.28%	\$ 36,068.74	\$ 35,927.23	-0.39%
MGS-S Customer 845	\$ 1,892.61	-2.76%	\$ 4,195.19	\$ 4,141.55	-1.28%	\$ 13,153.92	\$ 13,100.28	-0.41%
MGS-S Customer 846	\$ 9,391.44	-3.64%	\$ 27,516.76	\$ 27,162.29	-1.29%	\$ 74,060.92	\$ 73,706.45	-0.48%
MGS-S Customer 847	\$ 2,854.01	-3.14%	\$ 7,031.34	\$ 6,938.66	-1.32%	\$ 12,120.07	\$ 12,027.39	-0.76%
MGS-S Customer 848	\$ 2,046.13	-3.10%	\$ 5,086.05	\$ 5,020.68	-1.29%	\$ 14,997.85	\$ 14,932.48	-0.44%
MGS-S Customer 849	\$ 1,897.68	-2.76%	\$ 4,184.61	\$ 4,130.73	-1.29%	\$ 11,783.72	\$ 11,729.84	-0.46%
MGS-S Customer 850	\$ 1,875.87	-2.76%	\$ 4,132.20	\$ 4,078.95	-1.29%	\$ 11,792.44	\$ 11,739.19	-0.45%
MGS-S Customer 851	\$ 7,807.12	-3.73%	\$ 21,671.11	\$ 21,368.57	-1.40%	\$ 36,497.96	\$ 36,195.42	-0.83%
MGS-S Customer 852	\$ 2,863.74	-3.14%	\$ 7,315.47	\$ 7,222.54	-1.27%	\$ 25,251.78	\$ 25,158.85	-0.37%
MGS-S Customer 853	\$ 3,126.60	-3.36%	\$ 8,520.16	\$ 8,411.43	-1.28%	\$ 27,418.57	\$ 27,309.84	-0.40%
MGS-S Customer 854	\$ 7,127.09	-3.59%	\$ 20,494.55	\$ 20,229.24	-1.29%	\$ 52,552.36	\$ 52,287.05	-0.50%
MGS-S Customer 855	\$ 2,759.59	-3.30%	\$ 7,563.12	\$ 7,469.06	-1.24%	\$ 33,530.11	\$ 33,436.05	-0.28%
MGS-S Customer 856	\$ 3,686.48	-3.45%	\$ 10,453.69	\$ 10,322.02	-1.26%	\$ 40,418.19	\$ 40,286.52	-0.33%
MGS-S Customer 857	\$ 3,096.63	-3.19%	\$ 7,907.38	\$ 7,805.27	-1.29%	\$ 20,887.73	\$ 20,785.62	-0.49%
MGS-S Customer 858	\$ 2,501.91	-3.04%	\$ 6,064.19	\$ 5,985.78	-1.29%	\$ 16,000.56	\$ 15,922.15	-0.49%
MGS-S Customer 859	\$ 1,943.98	-3.04%	\$ 4,715.13	\$ 4,654.18	-1.29%	\$ 12,291.61	\$ 12,230.66	-0.50%
MGS-S Customer 860	\$ 2,232.89	-2.93%	\$ 5,261.14	\$ 5,193.76	-1.28%	\$ 16,082.71	\$ 16,015.33	-0.42%
MGS-S Customer 861	\$ 1,648.11	-2.89%	\$ 3,817.33	\$ 3,768.25	-1.29%	\$ 11,011.60	\$ 10,962.52	-0.45%
MGS-S Customer 862	\$ 1,891.99	-3.02%	\$ 4,610.84	\$ 4,552.00	-1.28%	\$ 14,796.30	\$ 14,737.46	-0.40%
MGS-S Customer 863	\$ 1,752.67	-2.67%	\$ 3,734.97	\$ 3,686.93	-1.29%	\$ 10,718.77	\$ 10,670.73	-0.45%
MGS-S Customer 864	\$ 1,718.26	-2.93%	\$ 4,004.47	\$ 3,952.61	-1.30%	\$ 10,117.35	\$ 10,065.49	-0.51%
MGS-S Customer 865	\$ 2,300.47	-3.17%	\$ 5,879.32	\$ 5,803.97	-1.28%	\$ 17,721.95	\$ 17,646.60	-0.43%
MGS-S Customer 866	\$ 6,476.57	-3.56%	\$ 18,884.56	\$ 18,645.44	-1.27%	\$ 68,164.19	\$ 67,925.07	-0.35%
MGS-S Customer 867	\$ 1,940.46	-3.04%	\$ 4,674.56	\$ 4,613.71	-1.30%	\$ 10,661.98	\$ 10,601.13	-0.57%
MGS-S Customer 868	\$ 6,291.85	-3.55%	\$ 17,913.56	\$ 17,681.92	-1.29%	\$ 46,991.38	\$ 46,759.74	-0.49%
MGS-S Customer 869	\$ 1,503.26	-2.79%	\$ 3,327.35	\$ 3,284.16	-1.30%	\$ 8,049.64	\$ 8,006.45	-0.54%
MGS-S Customer 870	\$ 3,349.04	-3.24%	\$ 8,877.80	\$ 8,765.52	-1.26%	\$ 32,103.95	\$ 31,991.67	-0.35%
MGS-S Customer 871	\$ 1,729.58	-2.94%	\$ 3,993.93	\$ 3,941.56	-1.31%	\$ 7,788.51	\$ 7,736.14	-0.67%
MGS-S Customer 872	\$ 1,821.56	-2.98%	\$ 4,302.01	\$ 4,246.09	-1.30%	\$ 9,967.55	\$ 9,911.63	-0.56%
MGS-S Customer 873	\$ 2,667.20	-3.27%	\$ 7,073.25	\$ 6,983.02	-1.28%	\$ 22,973.50	\$ 22,883.27	-0.39%
MGS-S Customer 874	\$ 2,916.73	-3.33%	\$ 7,945.80	\$ 7,845.36	-1.26%	\$ 29,317.22	\$ 29,216.78	-0.34%
MGS-S Customer 875	\$ 1,711.49	-2.93%	\$ 3,965.23	\$ 3,913.63	-1.30%	\$ 9,120.58	\$ 9,068.98	-0.57%
MGS-S Customer 876	\$ 3,438.06	-3.27%	\$ 9,144.84	\$ 9,028.76	-1.27%	\$ 31,782.76	\$ 31,666.68	-0.37%
MGS-S Customer 877	\$ 1,684.85	-2.62%	\$ 3,515.53	\$ 3,470.24	-1.29%	\$ 9,820.71	\$ 9,775.42	-0.46%

Customer	Distribution 8/25 Prices	Distribution % Difference	Delivery 1/25 Prices	Delivery 8/25 Prices	Delivery % Difference	Bundled 1/25 Prices	Bundled 8/25 Prices	Bundled % Difference
MGS-S Customer 878	\$ 2,827.71	-3.31%	\$ 7,571.96	\$ 7,475.10	-1.28%	\$ 23,780.72	\$ 23,683.86	-0.41%
MGS-S Customer 879	\$ 1,662.16	-2.60%	\$ 3,412.95	\$ 3,368.66	-1.30%	\$ 8,254.76	\$ 8,210.47	-0.54%
MGS-S Customer 880	\$ 1,708.75	-2.93%	\$ 4,053.41	\$ 4,001.83	-1.27%	\$ 13,721.83	\$ 13,670.25	-0.38%
MGS-S Customer 881	\$ 2,030.90	-2.83%	\$ 4,539.29	\$ 4,480.07	-1.30%	\$ 9,903.40	\$ 9,844.18	-0.60%
MGS-S Customer 882	\$ 4,398.98	-3.52%	\$ 12,610.87	\$ 12,450.37	-1.27%	\$ 42,666.78	\$ 42,506.28	-0.38%
MGS-S Customer 883	\$ 1,527.99	-2.83%	\$ 3,688.84	\$ 3,644.39	-1.20%	\$ 21,843.05	\$ 21,798.60	-0.20%
MGS-S Customer 884	\$ 5,768.40	-3.61%	\$ 17,044.64	\$ 16,828.62	-1.27%	\$ 61,095.57	\$ 60,879.55	-0.35%
MGS-S Customer 885	\$ 3,272.95	-3.39%	\$ 9,101.47	\$ 8,986.53	-1.26%	\$ 34,102.36	\$ 33,987.42	-0.34%
MGS-S Customer 886	\$ 2,004.54	-3.08%	\$ 4,956.67	\$ 4,893.07	-1.28%	\$ 14,908.12	\$ 14,844.52	-0.43%
MGS-S Customer 887	\$ 3,277.36	-3.24%	\$ 8,441.70	\$ 8,331.89	-1.30%	\$ 19,868.07	\$ 19,758.26	-0.55%
MGS-S Customer 888	\$ 1,769.58	-2.68%	\$ 3,692.47	\$ 3,643.72	-1.32%	\$ 6,027.91	\$ 5,979.16	-0.81%
MGS-S Customer 889	\$ 1,848.26	-3.00%	\$ 4,447.98	\$ 4,390.77	-1.29%	\$ 12,801.80	\$ 12,744.59	-0.45%
MGS-S Customer 890	\$ 1,013.48	-1.76%	\$ 1,382.96	\$ 1,364.82	-1.31%	\$ 2,655.63	\$ 2,637.49	-0.68%
MGS-S Customer 891	\$ 2,116.66	-2.88%	\$ 4,814.10	\$ 4,751.38	-1.30%	\$ 10,851.79	\$ 10,789.07	-0.58%
MGS-S Customer 892	\$ 1,506.28	-2.45%	\$ 2,995.50	\$ 2,957.61	-1.26%	\$ 10,698.01	\$ 10,660.12	-0.35%
MGS-S Customer 893	\$ 1,494.24	-2.79%	\$ 3,332.28	\$ 3,289.41	-1.29%	\$ 9,516.46	\$ 9,473.59	-0.45%
MGS-S Customer 894	\$ 2,656.58	-3.09%	\$ 6,669.74	\$ 6,585.12	-1.27%	\$ 23,478.61	\$ 23,393.99	-0.36%
MGS-S Customer 895	\$ 3,164.88	-3.22%	\$ 8,312.10	\$ 8,206.95	-1.27%	\$ 30,346.71	\$ 30,241.56	-0.35%
MGS-S Customer 896	\$ 2,347.18	-3.19%	\$ 6,001.44	\$ 5,923.98	-1.29%	\$ 16,378.29	\$ 16,300.83	-0.47%
MGS-S Customer 897	\$ 4,893.94	-3.43%	\$ 13,416.51	\$ 13,242.73	-1.30%	\$ 38,440.25	\$ 38,266.47	-0.45%
MGS-S Customer 898	\$ 2,580.27	-3.25%	\$ 6,918.46	\$ 6,831.65	-1.25%	\$ 27,859.11	\$ 27,772.30	-0.31%
MGS-S Customer 899	\$ 1,666.98	-2.61%	\$ 3,439.34	\$ 3,394.71	-1.30%	\$ 8,488.77	\$ 8,444.14	-0.53%
MGS-S Customer 900	\$ 2,081.08	-2.86%	\$ 4,653.68	\$ 4,592.32	-1.32%	\$ 7,905.28	\$ 7,843.92	-0.78%
MGS-S Customer 901	\$ 1,362.30	-2.68%	\$ 2,923.52	\$ 2,885.99	-1.28%	\$ 8,634.53	\$ 8,597.00	-0.43%
MGS-S Customer 902	\$ 2,808.48	-3.31%	\$ 7,391.79	\$ 7,295.66	-1.30%	\$ 17,493.84	\$ 17,397.71	-0.55%
MGS-S Customer 903	\$ 5,508.52	-3.50%	\$ 15,433.04	\$ 15,233.24	-1.29%	\$ 39,419.27	\$ 39,219.47	-0.51%
MGS-S Customer 904	\$ 6,273.77	-3.55%	\$ 18,357.51	\$ 18,126.47	-1.26%	\$ 71,572.61	\$ 71,341.57	-0.32%
MGS-S Customer 905	\$ 6,708.02	-3.64%	\$ 20,064.54	\$ 19,811.13	-1.26%	\$ 74,344.35	\$ 74,090.94	-0.34%
MGS-S Customer 906	\$ 5,990.30	-3.54%	\$ 17,373.34	\$ 17,153.74	-1.26%	\$ 64,297.77	\$ 64,078.17	-0.34%
MGS-S Customer 907	\$ 1,807.58	-2.97%	\$ 4,271.19	\$ 4,215.91	-1.29%	\$ 10,677.38	\$ 10,622.10	-0.52%
MGS-S Customer 908	\$ 2,308.11	-2.97%	\$ 5,469.15	\$ 5,398.61	-1.29%	\$ 15,061.47	\$ 14,990.93	-0.47%
MGS-S Customer 909	\$ 2,065.95	-2.85%	\$ 4,746.65	\$ 4,685.95	-1.28%	\$ 14,929.83	\$ 14,869.13	-0.41%
MGS-S Customer 910	\$ 2,165.60	-2.90%	\$ 4,977.30	\$ 4,912.58	-1.30%	\$ 11,685.61	\$ 11,620.89	-0.55%
MGS-S Customer 911	\$ 3,845.85	-3.47%	\$ 10,771.44	\$ 10,633.12	-1.28%	\$ 32,188.45	\$ 32,050.13	-0.43%
MGS-S Customer 912	\$ 2,186.58	-2.92%	\$ 5,093.85	\$ 5,028.10	-1.29%	\$ 13,982.76	\$ 13,917.01	-0.47%
MGS-S Customer 913	\$ 2,056.91	-2.84%	\$ 4,642.12	\$ 4,582.05	-1.29%	\$ 11,685.45	\$ 11,625.38	-0.51%
MGS-S Customer 914	\$ 1,737.51	-2.94%	\$ 4,094.83	\$ 4,042.13	-1.29%	\$ 11,617.72	\$ 11,565.02	-0.45%
MGS-S Customer 915	\$ 1,892.22	-3.02%	\$ 4,638.33	\$ 4,579.38	-1.27%	\$ 15,881.76	\$ 15,822.81	-0.37%
MGS-S Customer 916	\$ 3,739.93	-3.46%	\$ 10,536.74	\$ 10,402.83	-1.27%	\$ 36,470.02	\$ 36,336.11	-0.37%
MGS-S Customer 917	\$ 1,547.17	-2.82%	\$ 3,433.12	\$ 3,388.28	-1.31%	\$ 7,133.21	\$ 7,088.37	-0.63%

Customer	Distribution 8/25 Prices	Distribution % Difference	Delivery 1/25 Prices	Delivery 8/25 Prices	Delivery % Difference	Bundled 1/25 Prices	Bundled 8/25 Prices	Bundled % Difference
MGS-S Customer 918	\$ 12,378.67	-3.73%	\$ 37,052.36	\$ 36,573.26	-1.29%	\$ 98,846.15	\$ 98,367.05	-0.48%
MGS-S Customer 919	\$ 1,930.24	-3.02%	\$ 4,670.49	\$ 4,610.29	-1.29%	\$ 12,571.59	\$ 12,511.39	-0.48%
MGS-S Customer 920	\$ 3,329.58	-3.25%	\$ 8,642.25	\$ 8,530.47	-1.29%	\$ 22,527.57	\$ 22,415.79	-0.50%
MGS-S Customer 921	\$ 1,215.85	-2.54%	\$ 2,587.89	\$ 2,556.26	-1.22%	\$ 13,522.35	\$ 13,490.72	-0.23%
MGS-S Customer 922	\$ 1,088.39	-2.36%	\$ 2,007.01	\$ 1,980.67	-1.31%	\$ 3,698.11	\$ 3,671.77	-0.71%
MGS-S Customer 923	\$ 1,150.72	-2.45%	\$ 2,200.68	\$ 2,171.83	-1.31%	\$ 4,147.73	\$ 4,118.88	-0.70%
MGS-S Customer 924	\$ 1,316.20	-2.62%	\$ 2,714.68	\$ 2,679.19	-1.31%	\$ 5,466.15	\$ 5,430.66	-0.65%
MGS-S Customer 925	\$ 1,078.67	-2.35%	\$ 1,978.51	\$ 1,952.59	-1.31%	\$ 3,779.31	\$ 3,753.39	-0.69%
MGS-S Customer 926	\$ 1,156.28	-2.45%	\$ 2,220.24	\$ 2,191.22	-1.31%	\$ 4,441.53	\$ 4,412.51	-0.65%
MGS-S Customer 927	\$ 1,750.42	-2.66%	\$ 3,707.25	\$ 3,659.35	-1.29%	\$ 9,787.56	\$ 9,739.66	-0.49%
MGS-S Customer 928	\$ 1,477.85	-2.77%	\$ 3,252.41	\$ 3,210.23	-1.30%	\$ 8,024.97	\$ 7,982.79	-0.53%
MGS-S Customer 929	\$ 3,985.16	-3.35%	\$ 10,809.97	\$ 10,671.69	-1.28%	\$ 33,781.54	\$ 33,643.26	-0.41%
MGS-S Customer 930	\$ 4,089.20	-3.36%	\$ 11,109.47	\$ 10,967.09	-1.28%	\$ 33,605.70	\$ 33,463.32	-0.42%
MGS-S Customer 931	\$ 3,023.33	-3.18%	\$ 7,747.28	\$ 7,647.88	-1.28%	\$ 23,108.89	\$ 23,009.49	-0.43%
MGS-S Customer 932	\$ 1,509.76	-2.46%	\$ 3,063.55	\$ 3,025.50	-1.24%	\$ 13,549.76	\$ 13,511.71	-0.28%
MGS-S Customer 933	\$ 3,790.90	-3.32%	\$ 10,190.92	\$ 10,060.64	-1.28%	\$ 31,978.72	\$ 31,848.44	-0.41%
MGS-S Customer 934	\$ 2,787.93	-3.12%	\$ 7,033.85	\$ 6,943.98	-1.28%	\$ 22,372.60	\$ 22,282.73	-0.40%
MGS-S Customer 935	\$ 2,571.26	-3.25%	\$ 6,759.10	\$ 6,672.62	-1.28%	\$ 21,133.81	\$ 21,047.33	-0.41%
MGS-S Customer 936	\$ 5,091.96	-3.47%	\$ 13,973.79	\$ 13,790.59	-1.31%	\$ 27,589.45	\$ 27,406.25	-0.66%
MGS-S Customer 937	\$ 1,984.31	-3.06%	\$ 4,845.58	\$ 4,782.94	-1.29%	\$ 12,697.78	\$ 12,635.14	-0.49%
MGS-S Customer 938	\$ 2,266.82	-2.94%	\$ 5,334.50	\$ 5,265.74	-1.29%	\$ 14,704.12	\$ 14,635.36	-0.47%
MGS-S Customer 939	\$ 4,687.14	-3.44%	\$ 13,045.12	\$ 12,878.21	-1.28%	\$ 40,950.36	\$ 40,783.45	-0.41%
MGS-S Customer 940	\$ 2,076.19	-2.86%	\$ 4,747.19	\$ 4,686.10	-1.29%	\$ 13,486.30	\$ 13,425.21	-0.45%
MGS-S Customer 941	\$ 4,664.60	-3.43%	\$ 12,417.47	\$ 12,251.59	-1.34%	\$ 13,185.32	\$ 13,019.44	-1.26%
MGS-S Customer 942	\$ 5,160.82	-3.48%	\$ 13,918.53	\$ 13,732.59	-1.34%	\$ 14,732.09	\$ 14,546.15	-1.26%
MGS-S Customer 943	\$ 6,150.90	-3.54%	\$ 16,945.94	\$ 16,720.07	-1.33%	\$ 19,679.13	\$ 19,453.26	-1.15%
MGS-S Customer 944	\$ 2,738.54	-3.11%	\$ 6,805.06	\$ 6,717.14	-1.29%	\$ 18,130.87	\$ 18,042.95	-0.48%
MGS-S Customer 945	\$ 8,875.23	-3.65%	\$ 26,634.62	\$ 26,298.19	-1.26%	\$ 99,516.56	\$ 99,180.13	-0.34%
MGS-S Customer 946	\$ 2,635.82	-3.08%	\$ 6,611.77	\$ 6,527.98	-1.27%	\$ 23,637.06	\$ 23,553.27	-0.35%
MGS-S Customer 947	\$ 4,545.59	-3.41%	\$ 12,473.66	\$ 12,313.01	-1.29%	\$ 34,668.23	\$ 34,507.58	-0.46%
MGS-S Customer 948	\$ 2,145.00	-3.02%	\$ 4,800.49	\$ 4,733.59	-1.39%	\$ 15,221.34	\$ 15,154.44	-0.44%
MGS-S Customer 949	\$ 3,626.35	-3.44%	\$ 10,340.53	\$ 10,211.39	-1.25%	\$ 43,892.91	\$ 43,763.77	-0.29%
MGS-S Customer 950	\$ 981.70	-1.69%	\$ 1,290.69	\$ 1,273.87	-1.30%	\$ 2,838.28	\$ 2,821.46	-0.59%
MGS-S Customer 951	\$ 1,649.06	-2.90%	\$ 3,828.97	\$ 3,779.78	-1.28%	\$ 11,289.59	\$ 11,240.40	-0.44%
MGS-S Customer 952	\$ 2,836.43	-3.32%	\$ 7,613.25	\$ 7,515.98	-1.28%	\$ 24,419.04	\$ 24,321.77	-0.40%
MGS-S Customer 953	\$ 2,808.96	-3.31%	\$ 7,577.74	\$ 7,481.63	-1.27%	\$ 26,823.17	\$ 26,727.06	-0.36%
MGS-S Customer 954	\$ 2,324.28	-3.19%	\$ 6,004.78	\$ 5,928.30	-1.27%	\$ 20,053.38	\$ 19,976.90	-0.38%
MGS-S Customer 955	\$ 3,011.15	-3.35%	\$ 8,153.16	\$ 8,048.88	-1.28%	\$ 25,642.47	\$ 25,538.19	-0.41%
MGS-S Customer 956	\$ 2,752.88	-3.11%	\$ 6,898.24	\$ 6,809.78	-1.28%	\$ 20,769.85	\$ 20,681.39	-0.43%
MGS-S Customer 957	\$ 4,019.26	-3.48%	\$ 11,289.13	\$ 11,144.11	-1.28%	\$ 33,127.20	\$ 32,982.18	-0.44%

Internal Use

Customer	Distribution 8/25 Prices	Distribution % Difference	Delivery 1/25 Prices	Delivery 8/25 Prices	Delivery % Difference	Bundled 1/25 Prices	Bundled 8/25 Prices	Bundled % Difference
MGS-S Customer 958	\$ 6,189.37	-3.55%	\$ 18,139.63	\$ 17,912.00	-1.25%	\$ 73,147.64	\$ 72,920.01	-0.31%
MGS-S Customer 959	\$ 3,798.86	-3.33%	\$ 10,451.70	\$ 10,320.98	-1.25%	\$ 43,560.40	\$ 43,429.68	-0.30%
MGS-S Customer 960	\$ 3,142.17	-3.21%	\$ 7,917.57	\$ 7,813.19	-1.32%	\$ 13,621.61	\$ 13,517.23	-0.77%
MGS-S Customer 961	\$ 6,250.72	-3.55%	\$ 17,960.56	\$ 17,730.62	-1.28%	\$ 55,521.31	\$ 55,291.37	-0.41%
MGS-S Customer 962	\$ 1,366.60	-2.68%	\$ 2,978.80	\$ 2,941.23	-1.26%	\$ 11,100.89	\$ 11,063.32	-0.34%
MGS-S Customer 963	\$ 2,287.79	-2.95%	\$ 5,374.58	\$ 5,304.93	-1.30%	\$ 13,496.44	\$ 13,426.79	-0.52%
MGS-S Customer 964	\$ 1,641.37	-2.58%	\$ 3,367.61	\$ 3,324.09	-1.29%	\$ 8,896.37	\$ 8,852.85	-0.49%
MGS-S Customer 965	\$ 2,617.17	-3.07%	\$ 6,477.13	\$ 6,394.26	-1.28%	\$ 20,042.51	\$ 19,959.64	-0.41%
MGS-S Customer 966	\$ 2,150.80	-2.89%	\$ 4,952.26	\$ 4,888.14	-1.29%	\$ 12,642.66	\$ 12,578.54	-0.51%
MGS-S Customer 967	\$ 2,394.26	-3.00%	\$ 5,754.26	\$ 5,680.29	-1.29%	\$ 16,671.47	\$ 16,597.50	-0.44%
MGS-S Customer 968	\$ 2,560.71	-3.26%	\$ 6,721.86	\$ 6,635.67	-1.28%	\$ 20,499.20	\$ 20,413.01	-0.42%
MGS-S Customer 969	\$ 9,875.31	-3.69%	\$ 28,319.86	\$ 27,941.06	-1.34%	\$ 30,822.23	\$ 30,443.43	-1.23%
MGS-S Customer 970	\$ 806.00	-1.83%	\$ 1,143.02	\$ 1,127.96	-1.32%	\$ 1,980.34	\$ 1,965.28	-0.76%
MGS-S Customer 971	\$ 1,618.56	-2.86%	\$ 3,648.34	\$ 3,600.69	-1.31%	\$ 7,505.88	\$ 7,458.23	-0.63%
MGS-S Customer 972	\$ 1,607.30	-2.85%	\$ 3,612.90	\$ 3,565.70	-1.31%	\$ 7,397.31	\$ 7,350.11	-0.64%
MGS-S Customer 973	\$ 8,043.07	-3.63%	\$ 23,898.19	\$ 23,595.63	-1.27%	\$ 86,513.99	\$ 86,211.43	-0.35%
MGS-S Customer 974	\$ 1,513.07	-2.79%	\$ 3,548.35	\$ 3,504.87	-1.23%	\$ 17,896.44	\$ 17,852.96	-0.24%
MGS-S Customer 975	\$ 1,898.28	-2.76%	\$ 4,202.04	\$ 4,148.19	-1.28%	\$ 12,703.26	\$ 12,649.41	-0.42%
MGS-S Customer 976	\$ 2,693.84	-3.09%	\$ 6,804.27	\$ 6,718.25	-1.26%	\$ 24,940.20	\$ 24,854.18	-0.34%
MGS-S Customer 977	\$ 1,083.18	-1.90%	\$ 1,599.49	\$ 1,578.53	-1.31%	\$ 3,180.90	\$ 3,159.94	-0.66%
MGS-S Customer 978	\$ 6,105.85	-3.51%	\$ 17,230.01	\$ 17,007.60	-1.29%	\$ 54,018.34	\$ 53,795.93	-0.41%
MGS-S Customer 979	\$ 3,732.76	-3.32%	\$ 10,090.25	\$ 9,962.15	-1.27%	\$ 35,150.79	\$ 35,022.69	-0.36%
MGS-S Customer 980	\$ 914.77	-1.52%	\$ 1,071.76	\$ 1,057.65	-1.32%	\$ 1,809.45	\$ 1,795.34	-0.78%
MGS-S Customer 981	\$ 4,190.38	-3.38%	\$ 11,623.28	\$ 11,476.62	-1.26%	\$ 43,836.49	\$ 43,689.83	-0.33%
MGS-S Customer 982	\$ 1,451.48	-2.75%	\$ 3,179.70	\$ 3,138.68	-1.29%	\$ 8,534.90	\$ 8,493.88	-0.48%
MGS-S Customer 983	\$ 2,257.82	-2.94%	\$ 5,239.19	\$ 5,170.77	-1.31%	\$ 11,212.32	\$ 11,143.90	-0.61%
MGS-S Customer 984	\$ 1,874.31	-3.02%	\$ 4,428.56	\$ 4,370.29	-1.32%	\$ 7,926.63	\$ 7,868.36	-0.74%
MGS-S Customer 985	\$ 2,900.30	-3.33%	\$ 7,873.31	\$ 7,773.53	-1.27%	\$ 28,119.35	\$ 28,019.57	-0.35%
MGS-S Customer 986	\$ 7,425.77	-3.60%	\$ 22,280.31	\$ 22,002.63	-1.25%	\$ 96,899.05	\$ 96,621.37	-0.29%
MGS-S Customer 987	\$ 2,327.66	-3.19%	\$ 6,022.04	\$ 5,945.38	-1.27%	\$ 20,318.48	\$ 20,241.82	-0.38%
MGS-S Customer 988	\$ 3,841.16	-3.47%	\$ 10,863.42	\$ 10,725.52	-1.27%	\$ 38,044.69	\$ 37,906.79	-0.36%
MGS-S Customer 989	\$ 3,058.18	-3.19%	\$ 7,806.90	\$ 7,706.04	-1.29%	\$ 20,832.96	\$ 20,732.10	-0.48%
MGS-S Customer 990	\$ 1,800.43	-2.70%	\$ 3,904.52	\$ 3,854.59	-1.28%	\$ 12,231.48	\$ 12,181.55	-0.41%
MGS-S Customer 991	\$ 13,942.62	-4.11%	\$ 38,581.26	\$ 37,983.13	-1.55%	\$ 113,684.48	\$ 113,086.35	-0.53%
MGS-S Customer 992	\$ 2,920.74	-3.32%	\$ 7,819.73	\$ 7,719.31	-1.28%	\$ 22,865.97	\$ 22,765.55	-0.44%
MGS-S Customer 993	\$ 3,325.95	-3.40%	\$ 9,041.37	\$ 8,924.42	-1.29%	\$ 23,552.86	\$ 23,435.91	-0.50%
MGS-S Customer 994	\$ 5,617.20	-3.51%	\$ 15,879.67	\$ 15,675.53	-1.29%	\$ 45,798.47	\$ 45,594.33	-0.45%
MGS-S Customer 995	\$ 1,180.66	-2.07%	\$ 1,887.75	\$ 1,862.80	-1.32%	\$ 3,017.13	\$ 2,992.18	-0.83%
MGS-S Customer 996	\$ 1,090.27	-2.38%	\$ 2,203.54	\$ 2,176.91	-1.21%	\$ 12,710.31	\$ 12,683.68	-0.21%
MGS-S Customer 997	\$ 1,217.44	-2.12%	\$ 2,035.32	\$ 2,008.93	-1.30%	\$ 5,081.93	\$ 5,055.54	-0.52%

Customer	Distribution 8/25 Prices	Distribution % Difference	Delivery 1/25 Prices	Delivery 8/25 Prices	Delivery % Difference	Bundled 1/25 Prices	Bundled 8/25 Prices	Bundled % Difference
MGS-S Customer 998	\$ 1,719.02	-2.93%	\$ 4,103.03	\$ 4,051.07	-1.27%	\$ 14,752.40	\$ 14,700.44	-0.35%
MGS-S Customer 999	\$ 2,136.24	-3.12%	\$ 5,431.96	\$ 5,363.10	-1.27%	\$ 19,320.14	\$ 19,251.28	-0.36%
MGS-S Customer 1000	\$ 2,175.94	-3.14%	\$ 5,397.68	\$ 5,327.19	-1.31%	\$ 11,656.59	\$ 11,586.10	-0.60%
MGS-S Customer 1001	\$ 1,321.74	-2.26%	\$ 2,530.73	\$ 2,500.20	-1.21%	\$ 14,584.40	\$ 14,553.87	-0.21%
MGS-S Customer 1002	\$ 653.27	-1.34%	\$ 790.62	\$ 781.78	-1.12%	\$ 7,090.32	\$ 7,081.48	-0.12%
MGS-S Customer 1003	\$ 8,767.97	-3.65%	\$ 25,606.92	\$ 25,274.68	-1.30%	\$ 63,622.44	\$ 63,290.20	-0.52%
MGS-S Customer 1004	\$ 2,007.14	-3.07%	\$ 4,996.78	\$ 4,933.16	-1.27%	\$ 16,750.74	\$ 16,687.12	-0.38%
MGS-S Customer 1005	\$ 1,568.16	-2.84%	\$ 3,588.03	\$ 3,542.14	-1.28%	\$ 11,282.20	\$ 11,236.31	-0.41%
MGS-S Customer 1006	\$ 1,137.63	-2.00%	\$ 1,745.61	\$ 1,722.43	-1.33%	\$ 2,339.78	\$ 2,316.60	-0.99%
MGS-S Customer 1007	\$ 3,185.30	-3.22%	\$ 8,176.65	\$ 8,070.82	-1.29%	\$ 20,901.05	\$ 20,795.22	-0.51%
MGS-S Customer 1008	\$ 9,178.50	-3.66%	\$ 27,889.00	\$ 27,540.45	-1.25%	\$ 117,636.25	\$ 117,287.70	-0.30%
MGS-S Customer 1009	\$ 2,004.83	-2.82%	\$ 4,507.80	\$ 4,449.60	-1.29%	\$ 12,099.48	\$ 12,041.28	-0.48%
MGS-S Customer 1010	\$ 4,377.85	-3.52%	\$ 12,586.16	\$ 12,426.51	-1.27%	\$ 44,547.99	\$ 44,388.34	-0.36%
MGS-S Customer 1011	\$ 2,012.48	-3.08%	\$ 4,917.75	\$ 4,853.84	-1.30%	\$ 11,799.51	\$ 11,735.60	-0.54%
MGS-S Customer 1012	\$ 2,273.91	-3.17%	\$ 5,762.89	\$ 5,688.46	-1.29%	\$ 15,451.65	\$ 15,377.22	-0.48%
MGS-S Customer 1013	\$ 1,694.50	-2.92%	\$ 3,921.48	\$ 3,870.58	-1.30%	\$ 9,470.47	\$ 9,419.57	-0.54%
MGS-S Customer 1014	\$ 3,134.66	-3.21%	\$ 8,165.53	\$ 8,061.68	-1.27%	\$ 27,690.91	\$ 27,587.06	-0.38%
MGS-S Customer 1015	\$ 5,365.99	-3.51%	\$ 15,020.96	\$ 14,825.67	-1.30%	\$ 36,891.03	\$ 36,695.74	-0.53%
MGS-S Customer 1016	\$ 2,938.13	-3.17%	\$ 7,463.47	\$ 7,367.28	-1.29%	\$ 20,992.06	\$ 20,895.87	-0.46%
MGS-S Customer 1017	\$ 850.47	-1.34%	\$ 1,024.82	\$ 1,013.31	-1.12%	\$ 9,006.94	\$ 8,995.43	-0.13%
MGS-S Customer 1018	\$ 2,090.10	-3.11%	\$ 5,246.03	\$ 5,179.03	-1.28%	\$ 16,826.20	\$ 16,759.20	-0.40%
MGS-S Customer 1019	\$ 1,621.25	-2.57%	\$ 3,419.89	\$ 3,377.15	-1.25%	\$ 14,414.57	\$ 14,371.83	-0.30%
MGS-S Customer 1020	\$ 9,339.13	-3.65%	\$ 26,928.82	\$ 26,574.81	-1.31%	\$ 48,360.11	\$ 48,006.10	-0.73%
MGS-S Customer 1021	\$ 8,801.55	-3.65%	\$ 26,731.89	\$ 26,398.44	-1.25%	\$ 115,309.08	\$ 114,975.63	-0.29%
MGS-S Customer 1022	\$ 1,897.47	-2.76%	\$ 4,189.36	\$ 4,135.46	-1.29%	\$ 11,985.34	\$ 11,931.44	-0.45%
MGS-S Customer 1023	\$ 1,780.93	-2.97%	\$ 4,210.22	\$ 4,155.78	-1.29%	\$ 10,990.05	\$ 10,935.61	-0.50%
MGS-S Customer 1024	\$ 2,551.13	-3.25%	\$ 6,665.54	\$ 6,579.89	-1.28%	\$ 19,490.84	\$ 19,405.19	-0.44%
MGS-S Customer 1025	\$ 2,962.09	-3.34%	\$ 7,998.73	\$ 7,896.47	-1.28%	\$ 25,274.14	\$ 25,171.88	-0.40%
MGS-S Customer 1026	\$ 2,249.30	-2.95%	\$ 5,281.51	\$ 5,213.07	-1.30%	\$ 13,690.40	\$ 13,621.96	-0.50%
MGS-S Customer 1027	\$ 2,258.87	-2.94%	\$ 5,324.47	\$ 5,255.95	-1.29%	\$ 15,169.43	\$ 15,100.91	-0.45%
MGS-S Customer 1028	\$ 850.47	-1.34%	\$ 874.48	\$ 862.97	-1.32%	\$ 1,486.93	\$ 1,475.42	-0.77%
MGS-S Customer 1029	\$ 7,050.77	-3.66%	\$ 20,858.59	\$ 20,590.80	-1.28%	\$ 62,020.93	\$ 61,753.14	-0.43%
MGS-S Customer 1030	\$ 1,995.83	-3.07%	\$ 4,954.47	\$ 4,891.34	-1.27%	\$ 16,384.38	\$ 16,321.25	-0.39%
MGS-S Customer 1031	\$ 3,842.26	-3.47%	\$ 10,857.97	\$ 10,720.03	-1.27%	\$ 37,614.64	\$ 37,476.70	-0.37%
MGS-S Customer 1032	\$ 21,009.78	-3.79%	\$ 65,839.32	\$ 65,012.21	-1.26%	\$ 261,881.49	\$ 261,054.38	-0.32%
MGS-S Customer 1033	\$ 4,609.04	-3.43%	\$ 12,747.34	\$ 12,583.60	-1.28%	\$ 37,658.53	\$ 37,494.79	-0.43%
MGS-S Customer 1034	\$ 1,277.95	-2.61%	\$ 2,682.46	\$ 2,648.28	-1.27%	\$ 8,928.57	\$ 8,894.39	-0.38%
MGS-S Customer 1035	\$ 1,988.07	-3.05%	\$ 4,886.73	\$ 4,824.14	-1.28%	\$ 14,695.12	\$ 14,632.53	-0.43%
MGS-S Customer 1036	\$ 1,461.52	-2.76%	\$ 3,171.35	\$ 3,129.93	-1.31%	\$ 6,635.82	\$ 6,594.40	-0.62%
MGS-S Customer 1037	\$ 2,072.65	-3.09%	\$ 5,119.59	\$ 5,053.55	-1.29%	\$ 13,727.19	\$ 13,661.15	-0.48%

Customer	Distribution 8/25 Prices	Distribution % Difference	Delivery 1/25 Prices	Delivery 8/25 Prices	Delivery % Difference	Bundled 1/25 Prices	Bundled 8/25 Prices	Bundled % Difference
MGS-S Customer 1038	\$ 2,214.40	-3.14%	\$ 5,574.25	\$ 5,502.38	-1.29%	\$ 15,208.51	\$ 15,136.64	-0.47%
MGS-S Customer 1039	\$ 3,743.77	-3.45%	\$ 10,587.21	\$ 10,453.49	-1.26%	\$ 39,239.40	\$ 39,105.68	-0.34%
MGS-S Customer 1040	\$ 3,828.17	-3.46%	\$ 10,725.57	\$ 10,588.31	-1.28%	\$ 33,347.38	\$ 33,210.12	-0.41%
MGS-S Customer 1041	\$ 3,503.12	-3.42%	\$ 9,803.69	\$ 9,679.62	-1.27%	\$ 35,513.02	\$ 35,388.95	-0.35%
MGS-S Customer 1042	\$ 3,213.42	-3.23%	\$ 8,300.14	\$ 8,192.95	-1.29%	\$ 22,340.86	\$ 22,233.67	-0.48%
MGS-S Customer 1043	\$ 1,627.03	-2.58%	\$ 3,370.61	\$ 3,327.54	-1.28%	\$ 10,852.59	\$ 10,809.52	-0.40%
MGS-S Customer 1044	\$ 1,401.21	-2.35%	\$ 2,567.43	\$ 2,533.66	-1.32%	\$ 4,560.19	\$ 4,526.42	-0.74%
MGS-S Customer 1045	\$ 1,305.38	-2.24%	\$ 2,324.56	\$ 2,294.61	-1.29%	\$ 6,465.48	\$ 6,435.53	-0.46%
MGS-S Customer 1046	\$ 10,624.60	-3.69%	\$ 31,458.63	\$ 31,051.46	-1.29%	\$ 81,478.69	\$ 81,071.52	-0.50%
MGS-S Customer 1047	\$ 2,432.21	-3.26%	\$ 5,367.14	\$ 5,285.14	-1.53%	\$ 10,367.32	\$ 10,285.32	-0.79%
MGS-S Customer 1048	\$ 16,420.03	-3.76%	\$ 49,961.01	\$ 49,320.09	-1.28%	\$ 149,416.11	\$ 148,775.19	-0.43%
MGS-S Customer 1049	\$ 1,825.14	-2.99%	\$ 4,423.23	\$ 4,367.03	-1.27%	\$ 15,159.79	\$ 15,103.59	-0.37%
MGS-S Customer 1050	\$ 2,792.93	-3.12%	\$ 7,052.43	\$ 6,962.34	-1.28%	\$ 22,500.88	\$ 22,410.79	-0.40%
MGS-S Customer 1051	\$ 1,201.97	-2.10%	\$ 2,186.26	\$ 2,160.44	-1.18%	\$ 14,775.95	\$ 14,750.13	-0.17%
MGS-S Customer 1052	\$ 2,982.99	-3.34%	\$ 8,067.79	\$ 7,964.67	-1.28%	\$ 25,586.70	\$ 25,483.58	-0.40%
MGS-S Customer 1053	\$ 2,799.13	-3.30%	\$ 7,431.66	\$ 7,336.02	-1.29%	\$ 21,147.30	\$ 21,051.66	-0.45%
MGS-S Customer 1054	\$ 887.42	-1.44%	\$ 975.58	\$ 962.57	-1.33%	\$ 1,044.14	\$ 1,031.13	-1.25%
MGS-S Customer 1055	\$ 1,965.04	-3.06%	\$ 4,891.04	\$ 4,829.10	-1.27%	\$ 17,606.30	\$ 17,544.36	-0.35%
MGS-S Customer 1056	\$ 653.27	-1.34%	\$ 785.37	\$ 776.53	-1.13%	\$ 6,827.75	\$ 6,818.91	-0.13%
MGS-S Customer 1057	\$ 1,769.99	-2.96%	\$ 4,223.54	\$ 4,169.47	-1.28%	\$ 13,119.54	\$ 13,065.47	-0.41%
MGS-S Customer 1058	\$ 1,570.71	-2.85%	\$ 3,559.74	\$ 3,513.66	-1.29%	\$ 9,267.78	\$ 9,221.70	-0.50%
MGS-S Customer 1059	\$ 1,846.42	-3.00%	\$ 4,479.44	\$ 4,422.33	-1.27%	\$ 14,687.30	\$ 14,630.19	-0.39%
MGS-S Customer 1060	\$ 850.47	-1.34%	\$ 1,076.65	\$ 1,065.14	-1.07%	\$ 11,599.53	\$ 11,588.02	-0.10%
MGS-S Customer 1061	\$ 5,771.94	-3.61%	\$ 17,067.19	\$ 16,851.21	-1.27%	\$ 62,132.78	\$ 61,916.80	-0.35%
MGS-S Customer 1062	\$ 1,502.15	-2.46%	\$ 2,957.83	\$ 2,919.88	-1.28%	\$ 8,882.06	\$ 8,844.11	-0.43%
MGS-S Customer 1063	\$ 2,669.93	-3.28%	\$ 7,116.20	\$ 7,025.78	-1.27%	\$ 24,483.59	\$ 24,393.17	-0.37%
MGS-S Customer 1064	\$ 1,929.79	-2.78%	\$ 4,295.74	\$ 4,240.55	-1.28%	\$ 12,558.83	\$ 12,503.64	-0.44%
MGS-S Customer 1065	\$ 4,310.99	-3.51%	\$ 12,335.39	\$ 12,178.51	-1.27%	\$ 42,092.62	\$ 41,935.74	-0.37%
MGS-S Customer 1066	\$ 2,277.05	-2.95%	\$ 5,336.34	\$ 5,267.08	-1.30%	\$ 13,053.02	\$ 12,983.76	-0.53%
MGS-S Customer 1067	\$ 850.47	-1.34%	\$ 861.98	\$ 850.47	-1.34%	\$ 861.98	\$ 850.47	-1.34%
MGS-S Customer 1068	\$ 2,062.89	-2.86%	\$ 4,620.73	\$ 4,560.10	-1.31%	\$ 8,926.18	\$ 8,865.55	-0.68%
MGS-S Customer 1069	\$ 3,251.57	-3.39%	\$ 8,959.06	\$ 8,845.07	-1.27%	\$ 30,340.53	\$ 30,226.54	-0.38%
MGS-S Customer 1070	\$ 1,781.96	-2.68%	\$ 3,793.14	\$ 3,743.98	-1.30%	\$ 9,451.48	\$ 9,402.32	-0.52%
MGS-S Customer 1071	\$ 2,919.03	-3.33%	\$ 8,023.05	\$ 7,922.49	-1.25%	\$ 32,789.81	\$ 32,689.25	-0.31%
MGS-S Customer 1072	\$ 4,564.25	-3.42%	\$ 12,871.23	\$ 12,709.39	-1.26%	\$ 50,703.36	\$ 50,541.52	-0.32%
MGS-S Customer 1073	\$ 2,086.70	-2.88%	\$ 4,671.77	\$ 4,609.79	-1.33%	\$ 9,357.51	\$ 9,295.53	-0.66%
MGS-S Customer 1074	\$ 2,368.58	-3.20%	\$ 6,170.25	\$ 6,091.93	-1.27%	\$ 21,635.15	\$ 21,556.83	-0.36%
MGS-S Customer 1075	\$ 9,063.22	-3.66%	\$ 27,186.03	\$ 26,842.18	-1.26%	\$ 99,665.76	\$ 99,321.91	-0.35%
MGS-S Customer 1076	\$ 2,542.91	-3.25%	\$ 6,699.10	\$ 6,613.79	-1.27%	\$ 22,402.13	\$ 22,316.82	-0.38%
MGS-S Customer 1077	\$ 2,518.60	-3.04%	\$ 6,149.93	\$ 6,070.99	-1.28%	\$ 18,152.19	\$ 18,073.25	-0.43%

Customer	Distribution 8/25 Prices	Distribution % Difference	Delivery 1/25 Prices	Delivery 8/25 Prices	Delivery % Difference	Bundled 1/25 Prices	Bundled 8/25 Prices	Bundled % Difference
MGS-S Customer 1078	\$ 2,623.35	-3.07%	\$ 6,492.89	\$ 6,409.74	-1.28%	\$ 19,858.20	\$ 19,775.05	-0.42%
MGS-S Customer 1079	\$ 1,630.68	-2.57%	\$ 3,300.23	\$ 3,257.23	-1.30%	\$ 7,317.74	\$ 7,274.74	-0.59%
MGS-S Customer 1080	\$ 1,974.06	-2.80%	\$ 4,387.21	\$ 4,330.30	-1.30%	\$ 10,749.41	\$ 10,692.50	-0.53%
MGS-S Customer 1081	\$ 2,144.90	-2.89%	\$ 4,947.99	\$ 4,884.15	-1.29%	\$ 13,403.50	\$ 13,339.66	-0.48%
MGS-S Customer 1082	\$ 3,151.32	-3.38%	\$ 8,322.97	\$ 8,212.70	-1.32%	\$ 12,582.72	\$ 12,472.45	-0.88%
MGS-S Customer 1083	\$ 2,811.95	-3.31%	\$ 7,524.97	\$ 7,428.68	-1.28%	\$ 23,578.44	\$ 23,482.15	-0.41%
MGS-S Customer 1084	\$ 3,581.90	-3.29%	\$ 9,466.94	\$ 9,345.02	-1.29%	\$ 26,515.08	\$ 26,393.16	-0.46%
MGS-S Customer 1085	\$ 1,980.49	-3.06%	\$ 4,861.48	\$ 4,798.93	-1.29%	\$ 13,891.85	\$ 13,829.30	-0.45%
MGS-S Customer 1086	\$ 3,750.43	-3.32%	\$ 10,317.33	\$ 10,188.42	-1.25%	\$ 43,634.10	\$ 43,505.19	-0.30%
MGS-S Customer 1087	\$ 4,254.32	-3.50%	\$ 12,293.79	\$ 12,139.29	-1.26%	\$ 48,611.35	\$ 48,456.85	-0.32%
MGS-S Customer 1088	\$ 4,518.39	-3.42%	\$ 12,612.46	\$ 12,452.58	-1.27%	\$ 44,829.56	\$ 44,669.68	-0.36%
MGS-S Customer 1089	\$ 2,322.23	-3.19%	\$ 6,073.44	\$ 5,997.04	-1.26%	\$ 23,763.74	\$ 23,687.34	-0.32%
MGS-S Customer 1090	\$ 2,988.99	-3.34%	\$ 8,203.86	\$ 8,100.51	-1.26%	\$ 31,557.87	\$ 31,454.52	-0.33%
MGS-S Customer 1091	\$ 2,705.53	-3.29%	\$ 7,149.75	\$ 7,057.84	-1.29%	\$ 20,794.55	\$ 20,702.64	-0.44%
MGS-S Customer 1092	\$ 1,843.31	-2.99%	\$ 4,525.09	\$ 4,468.34	-1.25%	\$ 18,009.46	\$ 17,952.71	-0.32%
MGS-S Customer 1093	\$ 2,189.14	-2.91%	\$ 5,124.25	\$ 5,058.63	-1.28%	\$ 15,682.21	\$ 15,616.59	-0.42%
MGS-S Customer 1094	\$ 2,021.78	-2.94%	\$ 4,300.96	\$ 4,239.69	-1.42%	\$ 5,982.92	\$ 5,921.65	-1.02%
MGS-S Customer 1095	\$ 1,693.26	-2.91%	\$ 4,013.88	\$ 3,963.07	-1.27%	\$ 14,389.59	\$ 14,338.78	-0.35%
MGS-S Customer 1096	\$ 4,121.37	-3.37%	\$ 11,184.00	\$ 11,040.24	-1.29%	\$ 32,361.74	\$ 32,217.98	-0.44%
MGS-S Customer 1097	\$ 3,214.61	-3.22%	\$ 8,413.03	\$ 8,305.97	-1.27%	\$ 28,274.34	\$ 28,167.28	-0.38%
MGS-S Customer 1098	\$ 2,416.58	-3.01%	\$ 5,747.48	\$ 5,672.51	-1.30%	\$ 12,790.69	\$ 12,715.72	-0.59%
MGS-S Customer 1099	\$ 5,449.22	-3.50%	\$ 15,446.61	\$ 15,248.95	-1.28%	\$ 48,280.16	\$ 48,082.50	-0.41%
MGS-S Customer 1100	\$ 2,135.90	-3.12%	\$ 5,392.28	\$ 5,323.41	-1.28%	\$ 17,316.49	\$ 17,247.62	-0.40%
MGS-S Customer 1101	\$ 2,210.65	-2.92%	\$ 5,158.94	\$ 5,092.36	-1.29%	\$ 14,018.83	\$ 13,952.25	-0.47%
MGS-S Customer 1102	\$ 1,361.10	-2.70%	\$ 2,163.34	\$ 2,125.63	-1.74%	\$ 6,619.62	\$ 6,581.91	-0.57%
MGS-S Customer 1103	\$ 1,151.75	-2.00%	\$ 2,095.33	\$ 2,071.82	-1.12%	\$ 18,372.08	\$ 18,348.57	-0.13%
MGS-S Customer 1104	\$ 3,817.19	-3.46%	\$ 10,811.07	\$ 10,674.20	-1.27%	\$ 39,140.46	\$ 39,003.59	-0.35%
MGS-S Customer 1105	\$ 2,757.44	-3.30%	\$ 7,361.33	\$ 7,267.32	-1.28%	\$ 23,665.27	\$ 23,571.26	-0.40%
MGS-S Customer 1106	\$ 7,339.52	-3.59%	\$ 21,538.35	\$ 21,264.73	-1.27%	\$ 74,392.15	\$ 74,118.53	-0.37%
MGS-S Customer 1107	\$ 2,849.22	-3.13%	\$ 7,049.05	\$ 6,957.06	-1.30%	\$ 14,914.96	\$ 14,822.97	-0.62%
MGS-S Customer 1108	\$ 4,336.75	-3.51%	\$ 12,509.15	\$ 12,351.23	-1.26%	\$ 46,960.90	\$ 46,802.98	-0.34%
MGS-S Customer 1109	\$ 2,262.57	-3.16%	\$ 5,721.64	\$ 5,647.70	-1.29%	\$ 15,134.22	\$ 15,060.28	-0.49%
MGS-S Customer 1110	\$ 1,859.66	-2.74%	\$ 4,083.51	\$ 4,031.21	-1.28%	\$ 12,444.30	\$ 12,392.00	-0.42%
MGS-S Customer 1111	\$ 2,503.94	-3.04%	\$ 6,024.82	\$ 5,946.39	-1.30%	\$ 13,890.73	\$ 13,812.30	-0.56%
MGS-S Customer 1112	\$ 2,460.71	-3.24%	\$ 6,341.62	\$ 6,259.22	-1.30%	\$ 15,685.99	\$ 15,603.59	-0.53%
MGS-S Customer 1113	\$ 2,152.64	-3.13%	\$ 5,310.08	\$ 5,240.59	-1.31%	\$ 10,854.04	\$ 10,784.55	-0.64%
MGS-S Customer 1114	\$ 2,045.66	-3.09%	\$ 5,121.46	\$ 5,056.21	-1.27%	\$ 17,096.06	\$ 17,030.81	-0.38%
MGS-S Customer 1115	\$ 2,061.98	-3.09%	\$ 5,362.27	\$ 5,296.56	-1.23%	\$ 27,192.69	\$ 27,126.98	-0.24%
MGS-S Customer 1116	\$ 4,741.28	-3.45%	\$ 13,143.55	\$ 12,974.01	-1.29%	\$ 36,759.56	\$ 36,590.02	-0.46%
MGS-S Customer 1117	\$ 8,513.11	-3.89%	\$ 23,762.41	\$ 23,418.03	-1.45%	\$ 79,523.08	\$ 79,178.70	-0.43%

Customer	Distribution 8/25 Prices	Distribution % Difference	Delivery 1/25 Prices	Delivery 8/25 Prices	Delivery % Difference	Bundled 1/25 Prices	Bundled 8/25 Prices	Bundled % Difference
MGS-S Customer 1118	\$ 2,337.35	-2.97%	\$ 5,548.68	\$ 5,477.04	-1.29%	\$ 14,896.48	\$ 14,824.84	-0.48%
MGS-S Customer 1119	\$ 954.61	-2.16%	\$ 1,867.54	\$ 1,846.43	-1.13%	\$ 16,097.94	\$ 16,076.83	-0.13%
MGS-S Customer 1120	\$ 3,269.69	-3.24%	\$ 8,681.89	\$ 8,572.47	-1.26%	\$ 33,216.58	\$ 33,107.16	-0.33%
MGS-S Customer 1121	\$ 2,406.54	-3.00%	\$ 5,840.46	\$ 5,766.02	-1.27%	\$ 19,232.16	\$ 19,157.72	-0.39%
MGS-S Customer 1122	\$ 2,428.87	-3.22%	\$ 6,305.10	\$ 6,224.39	-1.28%	\$ 19,592.82	\$ 19,512.11	-0.41%
MGS-S Customer 1123	\$ 5,244.95	-3.48%	\$ 14,954.93	\$ 14,765.59	-1.27%	\$ 54,101.66	\$ 53,912.32	-0.35%
MGS-S Customer 1124	\$ 5,662.78	-3.61%	\$ 15,186.33	\$ 14,974.19	-1.40%	\$ 23,961.78	\$ 23,749.64	-0.89%
MGS-S Customer 1125	\$ 3,062.87	-3.19%	\$ 7,776.77	\$ 7,675.76	-1.30%	\$ 18,724.94	\$ 18,623.93	-0.54%
MGS-S Customer 1126	\$ 850.47	-1.34%	\$ 1,066.14	\$ 1,054.63	-1.08%	\$ 11,073.58	\$ 11,062.07	-0.10%
MGS-S Customer 1127	\$ 1,049.24	-2.32%	\$ 2,133.63	\$ 2,108.67	-1.17%	\$ 15,319.89	\$ 15,294.93	-0.16%
MGS-S Customer 1128	\$ 2,139.23	-2.89%	\$ 4,927.69	\$ 4,864.03	-1.29%	\$ 13,124.05	\$ 13,060.39	-0.49%
MGS-S Customer 1129	\$ 1,846.52	-3.00%	\$ 4,463.25	\$ 4,406.16	-1.28%	\$ 13,939.36	\$ 13,882.27	-0.41%
MGS-S Customer 1130	\$ 4,160.20	-3.50%	\$ 11,876.62	\$ 11,725.65	-1.27%	\$ 41,013.86	\$ 40,862.89	-0.37%
MGS-S Customer 1131	\$ 2,204.41	-3.15%	\$ 5,596.86	\$ 5,525.24	-1.28%	\$ 17,457.43	\$ 17,385.81	-0.41%
MGS-S Customer 1132	\$ 3,845.23	-3.33%	\$ 10,427.98	\$ 10,295.51	-1.27%	\$ 35,794.51	\$ 35,662.04	-0.37%
MGS-S Customer 1133	\$ 2,458.19	-3.23%	\$ 6,429.45	\$ 6,347.51	-1.27%	\$ 21,320.63	\$ 21,238.69	-0.38%
MGS-S Customer 1134	\$ 1,012.81	-2.27%	\$ 1,937.86	\$ 1,914.39	-1.21%	\$ 10,950.98	\$ 10,927.51	-0.21%
MGS-S Customer 1135	\$ 1,819.44	-2.99%	\$ 4,333.12	\$ 4,277.12	-1.29%	\$ 11,426.61	\$ 11,370.61	-0.49%
MGS-S Customer 1136	\$ 3,611.67	-3.30%	\$ 9,738.59	\$ 9,615.44	-1.26%	\$ 35,635.31	\$ 35,512.16	-0.35%
MGS-S Customer 1137	\$ 2,589.44	-3.06%	\$ 6,393.65	\$ 6,311.81	-1.28%	\$ 19,786.49	\$ 19,704.65	-0.41%
MGS-S Customer 1138	\$ 850.47	-1.34%	\$ 861.98	\$ 850.47	-1.34%	\$ 861.98	\$ 850.47	-1.34%
MGS-S Customer 1139	\$ 1,061.83	-1.86%	\$ 1,535.16	\$ 1,515.04	-1.31%	\$ 3,070.86	\$ 3,050.74	-0.66%
MGS-S Customer 1140	\$ 7,290.16	-3.67%	\$ 21,774.59	\$ 21,497.14	-1.27%	\$ 72,379.68	\$ 72,102.23	-0.38%
MGS-S Customer 1141	\$ 4,955.55	-3.45%	\$ 13,271.23	\$ 13,094.21	-1.33%	\$ 14,281.32	\$ 14,104.30	-1.24%
MGS-S Customer 1142	\$ 3,897.01	-3.34%	\$ 10,536.68	\$ 10,401.89	-1.28%	\$ 33,005.49	\$ 32,870.70	-0.41%
MGS-S Customer 1143	\$ 2,032.03	-3.08%	\$ 5,048.52	\$ 4,983.87	-1.28%	\$ 15,558.49	\$ 15,493.84	-0.42%
MGS-S Customer 1144	\$ 2,248.70	-3.15%	\$ 5,683.58	\$ 5,610.35	-1.29%	\$ 15,672.40	\$ 15,599.17	-0.47%
MGS-S Customer 1145	\$ 11,329.88	-3.70%	\$ 33,741.77	\$ 33,306.40	-1.29%	\$ 91,947.68	\$ 91,512.31	-0.47%
MGS-S Customer 1146	\$ 6,616.68	-3.64%	\$ 19,751.08	\$ 19,500.81	-1.27%	\$ 70,849.79	\$ 70,599.52	-0.35%
MGS-S Customer 1147	\$ 1,798.99	-2.98%	\$ 4,341.30	\$ 4,286.12	-1.27%	\$ 14,852.87	\$ 14,797.69	-0.37%
MGS-S Customer 1148	\$ 4,424.21	-3.52%	\$ 12,814.20	\$ 12,652.67	-1.26%	\$ 49,086.06	\$ 48,924.53	-0.33%
MGS-S Customer 1149	\$ 3,103.38	-3.36%	\$ 8,504.70	\$ 8,396.70	-1.27%	\$ 29,576.18	\$ 29,468.18	-0.37%
MGS-S Customer 1150	\$ 2,846.76	-3.31%	\$ 7,718.36	\$ 7,620.78	-1.26%	\$ 28,372.20	\$ 28,274.62	-0.34%
MGS-S Customer 1151	\$ 2,120.96	-2.88%	\$ 4,953.31	\$ 4,890.40	-1.27%	\$ 17,135.30	\$ 17,072.39	-0.37%
MGS-S Customer 1152	\$ 1,545.53	-2.84%	\$ 3,704.07	\$ 3,658.92	-1.22%	\$ 19,993.50	\$ 19,948.35	-0.23%
MGS-S Customer 1153	\$ 2,560.99	-3.06%	\$ 6,218.42	\$ 6,137.66	-1.30%	\$ 15,048.72	\$ 14,967.96	-0.54%
MGS-S Customer 1154	\$ 6,339.90	-3.55%	\$ 18,212.93	\$ 17,979.41	-1.28%	\$ 54,994.40	\$ 54,760.88	-0.42%
MGS-S Customer 1155	\$ 5,444.87	-3.50%	\$ 15,403.10	\$ 15,205.64	-1.28%	\$ 46,811.90	\$ 46,614.44	-0.42%
MGS-S Customer 1156	\$ 823.55	-1.88%	\$ 1,416.11	\$ 1,400.34	-1.11%	\$ 13,028.50	\$ 13,012.73	-0.12%
MGS-S Customer 1157	\$ 2,884.41	-3.16%	\$ 7,227.87	\$ 7,133.78	-1.30%	\$ 16,992.73	\$ 16,898.64	-0.55%

Customer	Distribution 8/25 Prices	Distribution % Difference	Delivery 1/25 Prices	Delivery 8/25 Prices	Delivery % Difference	Bundled 1/25 Prices	Bundled 8/25 Prices	Bundled % Difference
MGS-S Customer 1158	\$ 2,007.20	-2.82%	\$ 4,635.82	\$ 4,577.51	-1.26%	\$ 18,118.93	\$ 18,060.62	-0.32%
MGS-S Customer 1159	\$ 3,359.00	-3.52%	\$ 8,254.63	\$ 8,131.94	-1.49%	\$ 27,780.01	\$ 27,657.32	-0.44%
MGS-S Customer 1160	\$ 2,414.12	-3.01%	\$ 5,856.70	\$ 5,781.87	-1.28%	\$ 18,704.28	\$ 18,629.45	-0.40%
MGS-S Customer 1161	\$ 2,560.95	-3.24%	\$ 6,828.15	\$ 6,742.29	-1.26%	\$ 26,643.18	\$ 26,557.32	-0.32%
MGS-S Customer 1162	\$ 1,784.36	-2.69%	\$ 3,799.30	\$ 3,750.04	-1.30%	\$ 9,400.16	\$ 9,350.90	-0.52%
MGS-S Customer 1163	\$ 2,345.65	-3.19%	\$ 6,044.81	\$ 5,967.53	-1.28%	\$ 19,034.99	\$ 18,957.71	-0.41%
MGS-S Customer 1164	\$ 2,523.33	-3.24%	\$ 6,616.11	\$ 6,531.62	-1.28%	\$ 21,224.83	\$ 21,140.34	-0.40%
MGS-S Customer 1165	\$ 1,865.59	-3.01%	\$ 4,485.20	\$ 4,427.36	-1.29%	\$ 12,243.13	\$ 12,185.29	-0.47%
MGS-S Customer 1166	\$ 1,211.94	-2.11%	\$ 2,025.91	\$ 1,999.75	-1.29%	\$ 5,437.37	\$ 5,411.21	-0.48%
MGS-S Customer 1167	\$ 4,355.22	-3.40%	\$ 11,936.25	\$ 11,783.06	-1.28%	\$ 35,403.72	\$ 35,250.53	-0.43%
MGS-S Customer 1168	\$ 653.27	-1.34%	\$ 665.26	\$ 656.41	-1.33%	\$ 819.63	\$ 810.78	-1.08%
MGS-S Customer 1169	\$ 1,720.70	-2.94%	\$ 4,023.97	\$ 3,971.95	-1.29%	\$ 10,561.11	\$ 10,509.09	-0.49%
MGS-S Customer 1170	\$ 3,419.76	-3.26%	\$ 9,055.68	\$ 8,940.29	-1.27%	\$ 29,909.60	\$ 29,794.21	-0.39%
MGS-S Customer 1171	\$ 2,154.77	-3.14%	\$ 5,432.91	\$ 5,363.13	-1.28%	\$ 16,203.29	\$ 16,133.51	-0.43%
MGS-S Customer 1172	\$ 4,253.21	-3.38%	\$ 11,476.45	\$ 11,327.55	-1.30%	\$ 27,930.42	\$ 27,781.52	-0.53%
MGS-S Customer 1173	\$ 662.86	-1.37%	\$ 692.13	\$ 682.90	-1.33%	\$ 735.21	\$ 725.98	-1.26%
MGS-S Customer 1174	\$ 2,137.09	-3.12%	\$ 5,443.80	\$ 5,375.03	-1.26%	\$ 20,072.29	\$ 20,003.52	-0.34%
MGS-S Customer 1175	\$ 2,272.45	-3.16%	\$ 5,839.57	\$ 5,765.35	-1.27%	\$ 19,873.78	\$ 19,799.56	-0.37%
MGS-S Customer 1176	\$ 4,047.18	-3.37%	\$ 10,905.17	\$ 10,764.23	-1.29%	\$ 28,990.82	\$ 28,849.88	-0.49%
MGS-S Customer 1177	\$ 2,970.13	-3.17%	\$ 7,604.82	\$ 7,507.55	-1.28%	\$ 23,835.17	\$ 23,737.90	-0.41%
MGS-S Customer 1178	\$ 1,486.75	-2.45%	\$ 3,087.79	\$ 3,050.39	-1.21%	\$ 17,476.90	\$ 17,439.50	-0.21%
MGS-S Customer 1179	\$ 2,036.11	-2.84%	\$ 4,637.71	\$ 4,578.18	-1.28%	\$ 13,787.94	\$ 13,728.41	-0.43%
MGS-S Customer 1180	\$ 2,168.95	-3.13%	\$ 5,413.05	\$ 5,342.87	-1.30%	\$ 13,525.77	\$ 13,455.59	-0.52%
MGS-S Customer 1181	\$ 850.47	-1.34%	\$ 861.98	\$ 850.47	-1.34%	\$ 861.98	\$ 850.47	-1.34%
MGS-S Customer 1182	\$ 1,069.30	-2.34%	\$ 1,990.09	\$ 1,964.48	-1.29%	\$ 5,570.20	\$ 5,544.59	-0.46%
MGS-S Customer 1183	\$ 1,198.77	-2.52%	\$ 2,422.89	\$ 2,391.90	-1.28%	\$ 7,667.82	\$ 7,636.83	-0.40%
MGS-S Customer 1184	\$ 1,617.21	-2.57%	\$ 3,284.21	\$ 3,241.50	-1.30%	\$ 8,019.30	\$ 7,976.59	-0.53%
MGS-S Customer 1185	\$ 2,721.71	-3.29%	\$ 7,313.91	\$ 7,221.42	-1.26%	\$ 26,775.30	\$ 26,682.81	-0.35%
MGS-S Customer 1186	\$ 653.27	-1.34%	\$ 757.90	\$ 749.06	-1.17%	\$ 5,453.45	\$ 5,444.61	-0.16%
MGS-S Customer 1187	\$ 3,760.88	-3.46%	\$ 10,603.55	\$ 10,468.92	-1.27%	\$ 37,007.48	\$ 36,872.85	-0.36%
MGS-S Customer 1188	\$ 1,792.51	-2.97%	\$ 4,105.98	\$ 4,051.09	-1.34%	\$ 4,105.98	\$ 4,051.09	-1.34%
MGS-S Customer 1189	\$ 2,792.05	-3.30%	\$ 7,184.90	\$ 7,089.54	-1.33%	\$ 9,826.68	\$ 9,731.32	-0.97%
MGS-S Customer 1190	\$ 5,539.66	-3.50%	\$ 15,663.37	\$ 15,462.31	-1.28%	\$ 46,322.60	\$ 46,121.54	-0.43%
MGS-S Customer 1191	\$ 1,348.23	-2.41%	\$ 2,305.64	\$ 2,272.31	-1.45%	\$ 3,676.80	\$ 3,643.47	-0.91%
MGS-S Customer 1192	\$ 1,400.13	-2.71%	\$ 3,058.54	\$ 3,019.54	-1.28%	\$ 9,947.38	\$ 9,908.38	-0.39%
MGS-S Customer 1193	\$ 1,911.27	-2.98%	\$ 3,927.60	\$ 3,868.92	-1.49%	\$ 8,301.61	\$ 8,242.93	-0.71%
MGS-S Customer 1194	\$ 2,076.73	-3.10%	\$ 5,200.43	\$ 5,134.10	-1.28%	\$ 16,839.21	\$ 16,772.88	-0.39%
MGS-S Customer 1195	\$ 6,078.17	-3.53%	\$ 17,503.67	\$ 17,280.95	-1.27%	\$ 58,848.84	\$ 58,626.12	-0.38%
MGS-S Customer 1196	\$ 1,791.18	-2.70%	\$ 3,811.46	\$ 3,761.68	-1.31%	\$ 8,391.15	\$ 8,341.37	-0.59%
MGS-S Customer 1197	\$ 2,464.18	-3.23%	\$ 6,369.87	\$ 6,287.72	-1.29%	\$ 17,542.11	\$ 17,459.96	-0.47%

Internal Use

Customer	Distribution 8/25 Prices	Distribution % Difference	Delivery 1/25 Prices	Delivery 8/25 Prices	Delivery % Difference	Bundled 1/25 Prices	Bundled 8/25 Prices	Bundled % Difference
MGS-S Customer 1198	\$ 2,306.35	-2.96%	\$ 5,530.98	\$ 5,460.51	-1.27%	\$ 18,410.78	\$ 18,340.31	-0.38%
MGS-S Customer 1199	\$ 1,970.60	-2.80%	\$ 4,452.33	\$ 4,395.53	-1.28%	\$ 14,434.29	\$ 14,377.49	-0.39%
MGS-S Customer 1200	\$ 3,839.77	-3.46%	\$ 10,752.77	\$ 10,615.00	-1.28%	\$ 32,897.18	\$ 32,759.41	-0.42%
MGS-S Customer 1201	\$ 3,193.17	-3.38%	\$ 8,758.89	\$ 8,647.33	-1.27%	\$ 29,141.36	\$ 29,029.80	-0.38%
MGS-S Customer 1202	\$ 1,439.01	-2.75%	\$ 3,195.74	\$ 3,155.10	-1.27%	\$ 10,875.29	\$ 10,834.65	-0.37%
MGS-S Customer 1203	\$ 2,306.01	-2.96%	\$ 5,509.48	\$ 5,439.09	-1.28%	\$ 17,527.16	\$ 17,456.77	-0.40%
MGS-S Customer 1204	\$ 1,855.84	-3.00%	\$ 4,519.98	\$ 4,462.49	-1.27%	\$ 15,346.35	\$ 15,288.86	-0.37%
MGS-S Customer 1205	\$ 5,826.52	-3.53%	\$ 16,835.78	\$ 16,622.89	-1.26%	\$ 61,893.26	\$ 61,680.37	-0.34%
MGS-S Customer 1206	\$ 2,949.65	-3.34%	\$ 7,972.56	\$ 7,870.77	-1.28%	\$ 25,729.02	\$ 25,627.23	-0.40%
MGS-S Customer 1207	\$ 653.27	-1.34%	\$ 897.87	\$ 889.03	-0.98%	\$ 12,454.84	\$ 12,446.00	-0.07%
MGS-S Customer 1208	\$ 2,160.58	-3.13%	\$ 5,429.44	\$ 5,359.63	-1.29%	\$ 15,662.44	\$ 15,592.63	-0.45%
MGS-S Customer 1209	\$ 7,320.41	-3.59%	\$ 21,361.15	\$ 21,088.31	-1.28%	\$ 67,957.87	\$ 67,685.03	-0.40%
MGS-S Customer 1210	\$ 3,979.82	-3.48%	\$ 11,305.88	\$ 11,162.33	-1.27%	\$ 39,520.21	\$ 39,376.66	-0.36%
MGS-S Customer 1211	\$ 2,349.71	-3.19%	\$ 6,086.89	\$ 6,009.36	-1.27%	\$ 20,342.77	\$ 20,265.24	-0.38%
MGS-S Customer 1212	\$ 2,760.70	-3.12%	\$ 6,973.25	\$ 6,884.36	-1.27%	\$ 23,066.94	\$ 22,978.05	-0.39%
MGS-S Customer 1213	\$ 1,299.65	-2.62%	\$ 2,953.02	\$ 2,918.04	-1.18%	\$ 19,440.92	\$ 19,405.94	-0.18%
MGS-S Customer 1214	\$ 3,123.61	-3.21%	\$ 7,974.75	\$ 7,871.00	-1.30%	\$ 18,916.64	\$ 18,812.89	-0.55%
MGS-S Customer 1215	\$ 10,051.10	-3.67%	\$ 30,389.73	\$ 30,007.03	-1.26%	\$ 116,156.04	\$ 115,773.34	-0.33%
MGS-S Customer 1216	\$ 4,256.76	-3.39%	\$ 11,613.35	\$ 11,464.21	-1.28%	\$ 34,027.31	\$ 33,878.17	-0.44%
MGS-S Customer 1217	\$ 2,104.52	-3.11%	\$ 5,263.16	\$ 5,195.72	-1.28%	\$ 15,894.25	\$ 15,826.81	-0.42%
MGS-S Customer 1218	\$ 2,343.17	-2.96%	\$ 5,539.05	\$ 5,467.49	-1.29%	\$ 14,309.93	\$ 14,238.37	-0.50%
MGS-S Customer 1219	\$ 4,860.59	-3.45%	\$ 13,733.99	\$ 13,560.28	-1.26%	\$ 50,202.38	\$ 50,028.67	-0.35%
MGS-S Customer 1220	\$ 3,699.30	-3.31%	\$ 10,037.66	\$ 9,910.95	-1.26%	\$ 37,561.49	\$ 37,434.78	-0.34%
MGS-S Customer 1221	\$ 2,602.63	-3.07%	\$ 6,390.76	\$ 6,308.32	-1.29%	\$ 17,506.33	\$ 17,423.89	-0.47%
MGS-S Customer 1222	\$ 7,394.54	-3.60%	\$ 21,457.20	\$ 21,180.96	-1.29%	\$ 60,782.18	\$ 60,505.94	-0.45%
MGS-S Customer 1223	\$ 1,298.80	-2.23%	\$ 2,251.68	\$ 2,222.00	-1.32%	\$ 3,837.66	\$ 3,807.98	-0.77%
MGS-S Customer 1224	\$ 2,005.00	-2.82%	\$ 4,638.40	\$ 4,580.14	-1.26%	\$ 18,479.61	\$ 18,421.35	-0.32%
MGS-S Customer 1225	\$ 2,231.81	-2.93%	\$ 5,268.93	\$ 5,201.58	-1.28%	\$ 16,582.18	\$ 16,514.83	-0.41%
MGS-S Customer 1226	\$ 1,628.64	-2.57%	\$ 3,312.51	\$ 3,269.55	-1.30%	\$ 8,130.32	\$ 8,087.36	-0.53%
MGS-S Customer 1227	\$ 2,507.90	-3.04%	\$ 6,171.84	\$ 6,093.16	-1.27%	\$ 20,431.83	\$ 20,353.15	-0.39%
MGS-S Customer 1228	\$ 2,242.68	-3.16%	\$ 5,469.26	\$ 5,396.16	-1.34%	\$ 5,551.53	\$ 5,478.43	-1.32%
MGS-S Customer 1229	\$ 2,066.92	-3.09%	\$ 4,969.45	\$ 4,903.44	-1.33%	\$ 6,560.00	\$ 6,493.99	-1.01%
MGS-S Customer 1230	\$ 1,766.46	-2.67%	\$ 3,742.34	\$ 3,693.86	-1.30%	\$ 9,344.46	\$ 9,295.98	-0.52%
MGS-S Customer 1231	\$ 3,033.44	-3.18%	\$ 7,629.45	\$ 7,529.89	-1.30%	\$ 16,439.18	\$ 16,339.62	-0.61%
MGS-S Customer 1232	\$ 4,858.01	-3.47%	\$ 13,557.82	\$ 13,383.01	-1.29%	\$ 45,825.88	\$ 45,651.07	-0.38%
MGS-S Customer 1233	\$ 1,921.86	-2.77%	\$ 4,192.90	\$ 4,138.08	-1.31%	\$ 8,695.12	\$ 8,640.30	-0.63%
MGS-S Customer 1234	\$ 2,522.29	-3.04%	\$ 6,112.86	\$ 6,033.81	-1.29%	\$ 15,854.64	\$ 15,775.59	-0.50%
MGS-S Customer 1235	\$ 2,424.81	-3.01%	\$ 5,814.08	\$ 5,738.93	-1.29%	\$ 15,245.17	\$ 15,170.02	-0.49%
MGS-S Customer 1236	\$ 1,691.31	-2.91%	\$ 3,920.47	\$ 3,869.69	-1.30%	\$ 9,880.12	\$ 9,829.34	-0.51%
MGS-S Customer 1237	\$ 2,046.47	-2.84%	\$ 4,739.69	\$ 4,679.77	-1.26%	\$ 17,432.78	\$ 17,372.86	-0.34%

Internal Use

Customer	Distribution 8/25 Prices	Distribution % Difference	Delivery 1/25 Prices	Delivery 8/25 Prices	Delivery % Difference	Bundled 1/25 Prices	Bundled 8/25 Prices	Bundled % Difference
MGS-S Customer 1238	\$ 2,897.30	-3.16%	\$ 7,455.08	\$ 7,360.68	-1.27%	\$ 26,953.03	\$ 26,858.63	-0.35%
MGS-S Customer 1239	\$ 1,997.21	-2.82%	\$ 4,545.85	\$ 4,487.91	-1.27%	\$ 15,005.09	\$ 14,947.15	-0.39%
MGS-S Customer 1240	\$ 2,817.75	-3.13%	\$ 7,189.38	\$ 7,098.28	-1.27%	\$ 25,681.81	\$ 25,590.71	-0.35%
MGS-S Customer 1241	\$ 1,560.00	-2.52%	\$ 3,126.49	\$ 3,086.24	-1.29%	\$ 8,841.39	\$ 8,801.14	-0.46%
MGS-S Customer 1242	\$ 2,903.18	-3.16%	\$ 7,431.50	\$ 7,336.85	-1.27%	\$ 24,892.47	\$ 24,797.82	-0.38%
MGS-S Customer 1243	\$ 1,204.45	-2.11%	\$ 1,965.39	\$ 1,939.47	-1.32%	\$ 3,359.41	\$ 3,333.49	-0.77%
MGS-S Customer 1244	\$ 8,154.11	-3.62%	\$ 24,001.97	\$ 23,695.38	-1.28%	\$ 76,380.43	\$ 76,073.84	-0.40%
MGS-S Customer 1245	\$ 1,079.19	-2.37%	\$ 2,257.87	\$ 2,231.72	-1.16%	\$ 17,150.08	\$ 17,123.93	-0.15%
MGS-S Customer 1246	\$ 4,547.01	-3.41%	\$ 12,529.60	\$ 12,369.24	-1.28%	\$ 38,097.24	\$ 37,936.88	-0.42%
MGS-S Customer 1247	\$ 1,184.12	-2.07%	\$ 2,107.66	\$ 2,082.57	-1.19%	\$ 13,502.26	\$ 13,477.17	-0.19%
MGS-S Customer 1248	\$ 11,868.89	-3.71%	\$ 35,525.00	\$ 35,067.85	-1.29%	\$ 101,286.03	\$ 100,828.88	-0.45%
MGS-S Customer 1249	\$ 3,145.11	-3.21%	\$ 8,197.03	\$ 8,092.70	-1.27%	\$ 27,574.43	\$ 27,470.10	-0.38%
MGS-S Customer 1250	\$ 2,458.64	-3.24%	\$ 6,478.05	\$ 6,395.77	-1.27%	\$ 22,900.02	\$ 22,817.74	-0.36%
MGS-S Customer 1251	\$ 936.83	-2.13%	\$ 1,558.27	\$ 1,537.90	-1.31%	\$ 3,313.36	\$ 3,292.99	-0.61%
MGS-S Customer 1252	\$ 2,271.34	-3.17%	\$ 5,819.35	\$ 5,744.93	-1.28%	\$ 18,437.83	\$ 18,363.41	-0.40%
MGS-S Customer 1253	\$ 1,854.15	-2.73%	\$ 4,049.79	\$ 3,997.73	-1.29%	\$ 11,635.75	\$ 11,583.69	-0.45%
MGS-S Customer 1254	\$ 1,820.49	-2.71%	\$ 3,874.38	\$ 3,823.67	-1.31%	\$ 7,814.19	\$ 7,763.48	-0.65%
MGS-S Customer 1255	\$ 1,908.93	-2.76%	\$ 4,235.28	\$ 4,181.00	-1.28%	\$ 12,782.89	\$ 12,728.61	-0.42%
MGS-S Customer 1256	\$ 1,028.76	-2.29%	\$ 2,094.56	\$ 2,070.43	-1.15%	\$ 16,415.23	\$ 16,391.10	-0.15%
MGS-S Customer 1257	\$ 5,274.69	-3.48%	\$ 14,958.76	\$ 14,768.31	-1.27%	\$ 50,115.40	\$ 49,924.95	-0.38%
MGS-S Customer 1258	\$ 4,182.07	-3.39%	\$ 11,553.17	\$ 11,406.60	-1.27%	\$ 44,058.90	\$ 43,912.33	-0.33%
MGS-S Customer 1259	\$ 2,409.62	-3.21%	\$ 6,212.05	\$ 6,132.23	-1.28%	\$ 18,051.37	\$ 17,971.55	-0.44%
MGS-S Customer 1260	\$ 1,946.68	-3.05%	\$ 4,769.82	\$ 4,708.64	-1.28%	\$ 14,307.75	\$ 14,246.57	-0.43%
MGS-S Customer 1261	\$ 1,204.13	-2.53%	\$ 2,455.42	\$ 2,424.20	-1.27%	\$ 8,465.23	\$ 8,434.01	-0.37%
MGS-S Customer 1262	\$ 4,673.68	-3.54%	\$ 13,513.69	\$ 13,342.15	-1.27%	\$ 47,280.89	\$ 47,109.35	-0.36%
MGS-S Customer 1263	\$ 1,959.62	-3.05%	\$ 4,830.59	\$ 4,768.91	-1.28%	\$ 15,507.39	\$ 15,445.71	-0.40%
MGS-S Customer 1264	\$ 1,971.52	-3.05%	\$ 4,919.37	\$ 4,857.25	-1.26%	\$ 18,277.94	\$ 18,215.82	-0.34%
MGS-S Customer 1265	\$ 1,689.09	-2.91%	\$ 4,076.42	\$ 4,025.80	-1.24%	\$ 18,180.56	\$ 18,129.94	-0.28%
MGS-S Customer 1266	\$ 1,100.53	-2.40%	\$ 2,231.89	\$ 2,204.85	-1.21%	\$ 12,599.83	\$ 12,572.79	-0.21%
MGS-S Customer 1267	\$ 2,111.62	-2.87%	\$ 4,827.79	\$ 4,765.32	-1.29%	\$ 12,391.47	\$ 12,329.00	-0.50%
MGS-S Customer 1268	\$ 1,408.35	-2.73%	\$ 3,096.55	\$ 3,057.04	-1.28%	\$ 10,199.07	\$ 10,159.56	-0.39%
MGS-S Customer 1269	\$ 2,681.15	-3.09%	\$ 6,641.61	\$ 6,556.12	-1.29%	\$ 18,744.42	\$ 18,658.93	-0.46%
MGS-S Customer 1270	\$ 757.08	-1.70%	\$ 990.13	\$ 977.06	-1.32%	\$ 1,614.58	\$ 1,601.51	-0.81%
MGS-S Customer 1271	\$ 653.27	-1.34%	\$ 685.88	\$ 677.04	-1.29%	\$ 1,851.26	\$ 1,842.42	-0.48%
MGS-S Customer 1272	\$ 2,086.23	-3.10%	\$ 5,146.34	\$ 5,079.51	-1.30%	\$ 12,472.47	\$ 12,405.64	-0.54%
MGS-S Customer 1273	\$ 4,334.16	-3.51%	\$ 12,330.52	\$ 12,172.81	-1.28%	\$ 38,662.81	\$ 38,505.10	-0.41%
MGS-S Customer 1274	\$ 2,631.64	-3.77%	\$ 5,092.56	\$ 4,989.47	-2.02%	\$ 5,979.25	\$ 5,876.16	-1.72%
MGS-S Customer 1275	\$ 6,127.78	-3.63%	\$ 18,214.38	\$ 17,983.88	-1.27%	\$ 66,461.07	\$ 66,230.57	-0.35%
MGS-S Customer 1276	\$ 1,016.75	-1.76%	\$ 1,370.08	\$ 1,351.82	-1.33%	\$ 1,557.36	\$ 1,539.10	-1.17%
MGS-S Customer 1277	\$ 4,405.57	-3.52%	\$ 12,633.97	\$ 12,473.42	-1.27%	\$ 43,375.47	\$ 43,214.92	-0.37%

Customer	Distribution 8/25 Prices	Distribution % Difference	Delivery 1/25 Prices	Delivery 8/25 Prices	Delivery % Difference	Bundled 1/25 Prices	Bundled 8/25 Prices	Bundled % Difference
MGS-S Customer 1278	\$ 4,280.30	-3.51%	\$ 12,232.47	\$ 12,076.87	-1.27%	\$ 41,566.12	\$ 41,410.52	-0.37%
MGS-S Customer 1279	\$ 4,878.91	-3.56%	\$ 14,087.37	\$ 13,907.35	-1.28%	\$ 45,097.16	\$ 44,917.14	-0.40%
MGS-S Customer 1280	\$ 13,022.78	-3.72%	\$ 40,109.90	\$ 39,606.55	-1.25%	\$ 160,703.77	\$ 160,200.42	-0.31%
MGS-S Customer 1281	\$ 653.27	-1.34%	\$ 896.79	\$ 887.95	-0.99%	\$ 12,400.86	\$ 12,392.02	-0.07%
MGS-S Customer 1282	\$ 5,239.13	-3.58%	\$ 15,250.07	\$ 15,055.64	-1.27%	\$ 50,238.75	\$ 50,044.32	-0.39%
MGS-S Customer 1283	\$ 1,391.43	-2.70%	\$ 2,974.56	\$ 2,935.91	-1.30%	\$ 7,008.30	\$ 6,969.65	-0.55%
MGS-S Customer 1284	\$ 6,823.52	-3.65%	\$ 20,493.84	\$ 20,235.21	-1.26%	\$ 77,378.86	\$ 77,120.23	-0.33%
MGS-S Customer 1285	\$ 6,596.07	-3.65%	\$ 19,700.30	\$ 19,450.62	-1.27%	\$ 70,762.45	\$ 70,512.77	-0.35%
MGS-S Customer 1286	\$ 1,831.16	-2.89%	\$ 3,685.83	\$ 3,631.35	-1.48%	\$ 6,359.60	\$ 6,305.12	-0.86%
MGS-S Customer 1287	\$ 2,590.01	-3.26%	\$ 6,885.32	\$ 6,798.13	-1.27%	\$ 24,796.95	\$ 24,709.76	-0.35%
MGS-S Customer 1288	\$ 2,227.05	-2.93%	\$ 5,185.11	\$ 5,117.94	-1.30%	\$ 13,081.07	\$ 13,013.90	-0.51%
MGS-S Customer 1289	\$ 1,845.31	-3.00%	\$ 4,470.76	\$ 4,413.70	-1.28%	\$ 14,441.86	\$ 14,384.80	-0.40%
MGS-S Customer 1290	\$ 1,632.01	-2.58%	\$ 3,288.12	\$ 3,244.86	-1.32%	\$ 6,033.42	\$ 5,990.16	-0.72%
MGS-S Customer 1291	\$ 850.47	-1.34%	\$ 1,086.84	\$ 1,075.33	-1.06%	\$ 12,109.06	\$ 12,097.55	-0.10%
MGS-S Customer 1292	\$ 2,092.50	-2.87%	\$ 4,734.04	\$ 4,672.29	-1.30%	\$ 10,401.52	\$ 10,339.77	-0.59%
MGS-S Customer 1293	\$ 1,912.56	-3.03%	\$ 4,559.78	\$ 4,499.99	-1.31%	\$ 8,905.34	\$ 8,845.55	-0.67%
MGS-S Customer 1294	\$ 4,750.15	-3.44%	\$ 13,166.96	\$ 12,997.90	-1.28%	\$ 38,670.61	\$ 38,501.55	-0.44%
MGS-S Customer 1295	\$ 6,137.59	-3.62%	\$ 18,254.98	\$ 18,024.21	-1.26%	\$ 67,351.79	\$ 67,121.02	-0.34%
MGS-S Customer 1296	\$ 2,131.82	-3.12%	\$ 5,382.20	\$ 5,313.57	-1.28%	\$ 17,594.70	\$ 17,526.07	-0.39%
MGS-S Customer 1297	\$ 4,972.01	-3.46%	\$ 13,936.56	\$ 13,758.48	-1.28%	\$ 44,157.01	\$ 43,978.93	-0.40%
MGS-S Customer 1298	\$ 2,117.67	-2.87%	\$ 5,204.98	\$ 5,142.31	-1.20%	\$ 30,462.05	\$ 30,399.38	-0.21%
MGS-S Customer 1299	\$ 1,048.00	-1.83%	\$ 1,488.22	\$ 1,468.67	-1.31%	\$ 2,781.80	\$ 2,762.25	-0.70%
MGS-S Customer 1300	\$ 3,488.15	-3.28%	\$ 9,307.76	\$ 9,189.49	-1.27%	\$ 32,097.65	\$ 31,979.38	-0.37%
MGS-S Customer 1301	\$ 2,197.03	-3.14%	\$ 5,659.42	\$ 5,588.10	-1.26%	\$ 21,664.45	\$ 21,593.13	-0.33%
MGS-S Customer 1302	\$ 833.71	-1.90%	\$ 1,241.97	\$ 1,225.78	-1.30%	\$ 2,804.87	\$ 2,788.68	-0.58%
MGS-S Customer 1303	\$ 2,275.37	-3.17%	\$ 5,898.48	\$ 5,823.95	-1.26%	\$ 21,904.88	\$ 21,830.35	-0.34%
MGS-S Customer 1304	\$ 1,894.13	-3.02%	\$ 4,620.54	\$ 4,561.50	-1.28%	\$ 14,671.86	\$ 14,612.82	-0.40%
MGS-S Customer 1305	\$ 735.99	-1.63%	\$ 1,316.41	\$ 1,304.21	-0.93%	\$ 21,106.88	\$ 21,094.68	-0.06%
MGS-S Customer 1306	\$ 1,959.52	-2.79%	\$ 4,387.69	\$ 4,331.50	-1.28%	\$ 13,258.66	\$ 13,202.47	-0.42%
MGS-S Customer 1307	\$ 3,557.67	-3.46%	\$ 8,800.04	\$ 8,672.60	-1.45%	\$ 16,976.75	\$ 16,849.31	-0.75%
MGS-S Customer 1308	\$ 1,715.67	-2.90%	\$ 3,959.80	\$ 3,908.47	-1.30%	\$ 9,298.20	\$ 9,246.87	-0.55%
MGS-S Customer 1309	\$ 1,375.24	-2.68%	\$ 2,913.43	\$ 2,875.63	-1.30%	\$ 6,825.82	\$ 6,788.02	-0.55%
MGS-S Customer 1310	\$ 1,351.72	-2.65%	\$ 2,849.69	\$ 2,812.87	-1.29%	\$ 7,216.96	\$ 7,180.14	-0.51%
MGS-S Customer 1311	\$ 1,706.83	-2.91%	\$ 3,949.08	\$ 3,897.92	-1.30%	\$ 9,607.42	\$ 9,556.26	-0.53%
MGS-S Customer 1312	\$ 3,915.97	-3.74%	\$ 9,395.55	\$ 9,243.36	-1.62%	\$ 24,917.13	\$ 24,764.94	-0.61%
MGS-S Customer 1313	\$ 7,075.04	-3.64%	\$ 20,163.74	\$ 19,896.45	-1.33%	\$ 55,868.85	\$ 55,601.56	-0.48%
MGS-S Customer 1314	\$ 1,509.50	-2.79%	\$ 3,322.07	\$ 3,278.81	-1.30%	\$ 7,289.30	\$ 7,246.04	-0.59%
MGS-S Customer 1315	\$ 1,626.33	-2.87%	\$ 3,679.09	\$ 3,631.10	-1.30%	\$ 7,838.29	\$ 7,790.30	-0.61%
MGS-S Customer 1316	\$ 1,602.00	-2.85%	\$ 3,639.47	\$ 3,592.44	-1.29%	\$ 9,398.36	\$ 9,351.33	-0.50%
MGS-S Customer 1317	\$ 1,711.89	-2.92%	\$ 3,953.42	\$ 3,902.02	-1.30%	\$ 8,999.30	\$ 8,947.90	-0.57%

Customer	Distribution 8/25 Prices	Distribution % Difference	Delivery 1/25 Prices	Delivery 8/25 Prices	Delivery % Difference	Bundled 1/25 Prices	Bundled 8/25 Prices	Bundled % Difference
MGS-S Customer 1318	\$ 1,043.10	-2.30%	\$ 1,875.10	\$ 1,850.57	-1.31%	\$ 3,730.74	\$ 3,706.21	-0.66%
MGS-S Customer 1319	\$ 1,282.28	-2.60%	\$ 2,612.86	\$ 2,578.69	-1.31%	\$ 5,256.01	\$ 5,221.84	-0.65%
MGS-S Customer 1320	\$ 1,815.93	-2.98%	\$ 4,312.76	\$ 4,256.89	-1.30%	\$ 10,915.37	\$ 10,859.50	-0.51%
MGS-S Customer 1321	\$ 1,992.87	-3.08%	\$ 5,002.18	\$ 4,938.86	-1.27%	\$ 18,421.31	\$ 18,357.99	-0.34%
MGS-S Customer 1322	\$ 1,808.30	-2.98%	\$ 4,328.25	\$ 4,272.69	-1.28%	\$ 12,811.30	\$ 12,755.74	-0.43%
MGS-S Customer 1323	\$ 3,832.29	-3.33%	\$ 10,313.70	\$ 10,181.54	-1.28%	\$ 31,480.02	\$ 31,347.86	-0.42%
MGS-S Customer 1324	\$ 922.99	-2.10%	\$ 1,570.46	\$ 1,550.64	-1.26%	\$ 5,946.19	\$ 5,926.37	-0.33%
MGS-S Customer 1325	\$ 2,143.47	-3.12%	\$ 5,368.32	\$ 5,299.19	-1.29%	\$ 15,097.99	\$ 15,028.86	-0.46%
MGS-S Customer 1326	\$ 3,259.59	-3.24%	\$ 8,458.80	\$ 8,349.81	-1.29%	\$ 23,623.87	\$ 23,514.88	-0.46%
MGS-S Customer 1327	\$ 669.05	-1.40%	\$ 711.13	\$ 701.64	-1.33%	\$ 763.46	\$ 753.97	-1.24%
MGS-S Customer 1328	\$ 1,321.70	-2.27%	\$ 2,376.94	\$ 2,346.29	-1.29%	\$ 6,579.90	\$ 6,549.25	-0.47%
MGS-S Customer 1329	\$ 2,393.61	-3.00%	\$ 5,799.33	\$ 5,725.38	-1.28%	\$ 19,003.87	\$ 18,929.92	-0.39%
MGS-S Customer 1330	\$ 2,670.46	-3.58%	\$ 5,584.83	\$ 5,485.73	-1.77%	\$ 6,901.15	\$ 6,802.05	-1.44%
MGS-S Customer 1331	\$ 1,091.25	-2.38%	\$ 2,240.84	\$ 2,214.17	-1.19%	\$ 14,429.92	\$ 14,403.25	-0.18%
MGS-S Customer 1332	\$ 1,354.76	-2.31%	\$ 2,522.40	\$ 2,490.42	-1.27%	\$ 8,994.29	\$ 8,962.31	-0.36%
MGS-S Customer 1333	\$ 13,401.97	-3.91%	\$ 39,543.38	\$ 38,998.53	-1.38%	\$ 152,732.97	\$ 152,188.12	-0.36%
MGS-S Customer 1334	\$ 3,863.65	-3.47%	\$ 10,988.99	\$ 10,850.09	-1.26%	\$ 40,770.44	\$ 40,631.54	-0.34%
MGS-S Customer 1335	\$ 2,619.08	-3.27%	\$ 6,903.62	\$ 6,815.02	-1.28%	\$ 20,840.59	\$ 20,751.99	-0.43%
MGS-S Customer 1336	\$ 850.47	-1.34%	\$ 1,049.77	\$ 1,038.26	-1.10%	\$ 10,254.85	\$ 10,243.34	-0.11%
MGS-S Customer 1337	\$ 2,455.23	-3.04%	\$ 5,897.41	\$ 5,820.41	-1.31%	\$ 15,751.51	\$ 15,674.51	-0.49%
MGS-S Customer 1338	\$ 1,588.92	-2.86%	\$ 3,624.24	\$ 3,577.52	-1.29%	\$ 10,035.23	\$ 9,988.51	-0.47%
MGS-S Customer 1339	\$ 6,640.91	-3.64%	\$ 19,533.38	\$ 19,282.31	-1.29%	\$ 56,815.33	\$ 56,564.26	-0.44%
MGS-S Customer 1340	\$ 2,518.76	-3.04%	\$ 6,058.63	\$ 5,979.60	-1.30%	\$ 13,371.50	\$ 13,292.47	-0.59%
MGS-S Customer 1341	\$ 2,135.46	-3.12%	\$ 5,322.59	\$ 5,253.86	-1.29%	\$ 14,197.11	\$ 14,128.38	-0.48%
MGS-S Customer 1342	\$ 2,683.08	-3.28%	\$ 7,099.37	\$ 7,008.33	-1.28%	\$ 21,502.53	\$ 21,411.49	-0.42%
MGS-S Customer 1343	\$ 3,613.67	-3.45%	\$ 10,109.17	\$ 9,980.17	-1.28%	\$ 33,317.95	\$ 33,188.95	-0.39%
MGS-S Customer 1344	\$ 1,661.99	-2.90%	\$ 3,793.69	\$ 3,744.06	-1.31%	\$ 7,783.78	\$ 7,734.15	-0.64%
MGS-S Customer 1345	\$ 2,279.68	-3.29%	\$ 4,707.66	\$ 4,630.15	-1.65%	\$ 5,233.27	\$ 5,155.76	-1.48%
MGS-S Customer 1346	\$ 2,668.43	-3.27%	\$ 6,956.36	\$ 6,866.04	-1.30%	\$ 16,819.60	\$ 16,729.28	-0.54%
MGS-S Customer 1347	\$ 2,537.79	-3.24%	\$ 6,681.32	\$ 6,596.24	-1.27%	\$ 22,325.16	\$ 22,240.08	-0.38%
MGS-S Customer 1348	\$ 7,107.83	-3.66%	\$ 21,886.89	\$ 21,616.68	-1.23%	\$ 104,723.48	\$ 104,453.27	-0.26%
MGS-S Customer 1349	\$ 2,929.88	-3.33%	\$ 8,012.78	\$ 7,911.92	-1.26%	\$ 31,002.63	\$ 30,901.77	-0.33%
MGS-S Customer 1350	\$ 1,972.22	-2.80%	\$ 4,384.35	\$ 4,327.49	-1.30%	\$ 10,794.66	\$ 10,737.80	-0.53%
MGS-S Customer 1351	\$ 5,359.35	-3.54%	\$ 14,779.92	\$ 14,583.27	-1.33%	\$ 36,069.53	\$ 35,872.88	-0.55%
MGS-S Customer 1352	\$ 1,877.84	-2.75%	\$ 4,158.45	\$ 4,105.37	-1.28%	\$ 13,405.58	\$ 13,352.50	-0.40%
MGS-S Customer 1353	\$ 1,944.34	-3.05%	\$ 4,815.43	\$ 4,754.36	-1.27%	\$ 16,997.42	\$ 16,936.35	-0.36%
MGS-S Customer 1354	\$ 5,505.54	-3.50%	\$ 15,363.75	\$ 15,163.93	-1.30%	\$ 36,068.33	\$ 35,868.51	-0.55%
MGS-S Customer 1355	\$ 2,660.67	-3.28%	\$ 7,041.41	\$ 6,951.28	-1.28%	\$ 21,927.68	\$ 21,837.55	-0.41%
MGS-S Customer 1356	\$ 853.16	-1.34%	\$ 870.41	\$ 858.79	-1.34%	\$ 884.12	\$ 872.50	-1.31%
MGS-S Customer 1357	\$ 2,413.46	-3.00%	\$ 5,791.61	\$ 5,716.89	-1.29%	\$ 15,769.11	\$ 15,694.39	-0.47%

Customer	Distribution 8/25 Prices	Distribution % Difference	Delivery 1/25 Prices	Delivery 8/25 Prices	Delivery % Difference	Bundled 1/25 Prices	Bundled 8/25 Prices	Bundled % Difference
MGS-S Customer 1358	\$ 1,689.42	-2.62%	\$ 3,616.88	\$ 3,571.42	-1.26%	\$ 14,269.45	\$ 14,223.99	-0.32%
MGS-S Customer 1359	\$ 1,710.90	-2.64%	\$ 3,581.47	\$ 3,535.16	-1.29%	\$ 9,343.67	\$ 9,297.36	-0.50%
MGS-S Customer 1360	\$ 3,000.95	-3.35%	\$ 8,152.49	\$ 8,048.63	-1.27%	\$ 27,129.40	\$ 27,025.54	-0.38%
MGS-S Customer 1361	\$ 2,986.56	-3.17%	\$ 7,629.00	\$ 7,531.08	-1.28%	\$ 22,667.81	\$ 22,569.89	-0.43%
MGS-S Customer 1362	\$ 3,537.98	-3.43%	\$ 9,905.30	\$ 9,779.73	-1.27%	\$ 35,228.87	\$ 35,103.30	-0.36%
MGS-S Customer 1363	\$ 2,215.25	-3.15%	\$ 5,661.74	\$ 5,589.68	-1.27%	\$ 19,084.29	\$ 19,012.23	-0.38%
MGS-S Customer 1364	\$ 1,509.30	-2.80%	\$ 3,420.93	\$ 3,377.42	-1.27%	\$ 11,651.34	\$ 11,607.83	-0.37%
MGS-S Customer 1365	\$ 1,902.33	-2.77%	\$ 4,206.63	\$ 4,152.44	-1.29%	\$ 11,889.72	\$ 11,835.53	-0.46%
MGS-S Customer 1366	\$ 1,890.44	-3.02%	\$ 4,616.40	\$ 4,557.50	-1.28%	\$ 15,011.19	\$ 14,952.29	-0.39%
MGS-S Customer 1367	\$ 7,608.31	-4.09%	\$ 19,201.14	\$ 18,876.52	-1.69%	\$ 32,894.50	\$ 32,569.88	-0.99%
MGS-S Customer 1368	\$ 2,638.29	-3.23%	\$ 6,153.70	\$ 6,065.57	-1.43%	\$ 14,083.60	\$ 13,995.47	-0.63%
MGS-S Customer 1369	\$ 3,901.23	-3.47%	\$ 11,203.46	\$ 11,063.11	-1.25%	\$ 46,101.30	\$ 45,960.95	-0.30%
MGS-S Customer 1370	\$ 3,608.47	-3.44%	\$ 10,054.64	\$ 9,926.19	-1.28%	\$ 32,184.88	\$ 32,056.43	-0.40%
MGS-S Customer 1371	\$ 2,873.74	-3.14%	\$ 7,254.35	\$ 7,161.06	-1.29%	\$ 20,788.08	\$ 20,694.79	-0.45%
MGS-S Customer 1372	\$ 1,821.75	-3.00%	\$ 4,230.33	\$ 4,174.04	-1.33%	\$ 5,476.26	\$ 5,419.97	-1.03%
MGS-S Customer 1373	\$ 3,667.36	-3.31%	\$ 9,780.24	\$ 9,654.76	-1.28%	\$ 29,259.91	\$ 29,134.43	-0.43%
MGS-S Customer 1374	\$ 2,797.24	-3.12%	\$ 6,973.02	\$ 6,882.82	-1.29%	\$ 18,060.02	\$ 17,969.82	-0.50%
MGS-S Customer 1375	\$ 4,838.70	-3.45%	\$ 13,766.55	\$ 13,593.75	-1.26%	\$ 55,130.00	\$ 54,957.20	-0.31%
MGS-S Customer 1376	\$ 2,300.51	-2.95%	\$ 5,471.29	\$ 5,401.33	-1.28%	\$ 16,947.93	\$ 16,877.97	-0.41%
MGS-S Customer 1377	\$ 21,136.98	-3.79%	\$ 66,325.27	\$ 65,492.88	-1.26%	\$ 266,990.55	\$ 266,158.16	-0.31%
MGS-S Customer 1378	\$ 4,252.61	-4.29%	\$ 9,023.70	\$ 8,833.13	-2.11%	\$ 27,660.10	\$ 27,469.53	-0.69%
MGS-S Customer 1379	\$ 3,674.13	-3.31%	\$ 9,980.14	\$ 9,854.44	-1.26%	\$ 38,390.66	\$ 38,264.96	-0.33%
MGS-S Customer 1380	\$ 2,138.17	-3.12%	\$ 5,390.04	\$ 5,321.09	-1.28%	\$ 16,912.39	\$ 16,843.44	-0.41%
MGS-S Customer 1381	\$ 1,155.54	-2.03%	\$ 1,807.98	\$ 1,784.06	-1.32%	\$ 2,767.79	\$ 2,743.87	-0.86%
MGS-S Customer 1382	\$ 1,369.36	-2.33%	\$ 2,438.32	\$ 2,405.69	-1.34%	\$ 2,465.74	\$ 2,433.11	-1.32%
MGS-S Customer 1383	\$ 1,623.20	-2.88%	\$ 3,771.12	\$ 3,723.03	-1.28%	\$ 12,343.07	\$ 12,294.98	-0.39%
MGS-S Customer 1384	\$ 3,023.01	-3.18%	\$ 7,834.70	\$ 7,735.39	-1.27%	\$ 27,744.00	\$ 27,644.69	-0.36%
MGS-S Customer 1385	\$ 3,359.09	-3.25%	\$ 8,722.95	\$ 8,610.08	-1.29%	\$ 22,423.28	\$ 22,310.41	-0.50%
MGS-S Customer 1386	\$ 2,803.17	-3.31%	\$ 7,555.09	\$ 7,459.24	-1.27%	\$ 26,612.90	\$ 26,517.05	-0.36%
MGS-S Customer 1387	\$ 5,250.21	-3.58%	\$ 15,379.18	\$ 15,184.13	-1.27%	\$ 54,649.32	\$ 54,454.27	-0.36%
MGS-S Customer 1388	\$ 2,331.74	-3.18%	\$ 5,932.00	\$ 5,855.32	-1.29%	\$ 15,563.40	\$ 15,486.72	-0.49%
MGS-S Customer 1389	\$ 1,484.38	-2.78%	\$ 3,334.16	\$ 3,291.76	-1.27%	\$ 11,232.41	\$ 11,190.01	-0.38%
MGS-S Customer 1390	\$ 1,579.10	-2.84%	\$ 3,583.90	\$ 3,537.67	-1.29%	\$ 9,714.95	\$ 9,668.72	-0.48%
MGS-S Customer 1391	\$ 1,604.06	-2.87%	\$ 3,731.11	\$ 3,683.78	-1.27%	\$ 13,165.29	\$ 13,117.96	-0.36%
MGS-S Customer 1392	\$ 2,564.46	-3.06%	\$ 6,144.89	\$ 6,063.99	-1.32%	\$ 10,870.84	\$ 10,789.94	-0.74%
MGS-S Customer 1393	\$ 1,779.75	-2.68%	\$ 3,777.44	\$ 3,728.39	-1.30%	\$ 9,052.99	\$ 9,003.94	-0.54%
MGS-S Customer 1394	\$ 2,650.50	-3.28%	\$ 7,003.98	\$ 6,914.20	-1.28%	\$ 21,404.40	\$ 21,314.62	-0.42%
MGS-S Customer 1395	\$ 2,114.26	-2.88%	\$ 4,807.95	\$ 4,745.33	-1.30%	\$ 10,898.77	\$ 10,836.15	-0.57%
MGS-S Customer 1396	\$ 1,484.82	-2.45%	\$ 2,962.62	\$ 2,925.40	-1.26%	\$ 11,779.20	\$ 11,741.98	-0.32%
MGS-S Customer 1397	\$ 3,165.94	-3.21%	\$ 8,155.39	\$ 8,050.31	-1.29%	\$ 22,621.17	\$ 22,516.09	-0.46%

Internal Use

Customer	Distribution 8/25 Prices	Distribution % Difference	Delivery 1/25 Prices	Delivery 8/25 Prices	Delivery % Difference	Bundled 1/25 Prices	Bundled 8/25 Prices	Bundled % Difference
MGS-S Customer 1398	\$ 1,816.33	-2.98%	\$ 4,353.22	\$ 4,297.35	-1.28%	\$ 12,898.89	\$ 12,843.02	-0.43%
MGS-S Customer 1399	\$ 3,248.21	-3.23%	\$ 8,558.57	\$ 8,450.01	-1.27%	\$ 30,217.82	\$ 30,109.26	-0.36%
MGS-S Customer 1400	\$ 3,244.60	-3.23%	\$ 8,561.51	\$ 8,453.23	-1.26%	\$ 31,247.76	\$ 31,139.48	-0.35%
MGS-S Customer 1401	\$ 2,808.82	-3.13%	\$ 7,118.42	\$ 7,027.71	-1.27%	\$ 23,518.34	\$ 23,427.63	-0.39%
MGS-S Customer 1402	\$ 1,349.86	-2.30%	\$ 2,459.51	\$ 2,427.67	-1.29%	\$ 6,429.03	\$ 6,397.19	-0.50%
MGS-S Customer 1403	\$ 2,709.72	-3.12%	\$ 6,775.61	\$ 6,688.43	-1.29%	\$ 19,883.94	\$ 19,796.76	-0.44%
MGS-S Customer 1404	\$ 1,811.96	-2.98%	\$ 4,498.31	\$ 4,442.63	-1.24%	\$ 20,839.27	\$ 20,783.59	-0.27%
MGS-S Customer 1405	\$ 1,790.01	-2.70%	\$ 3,855.30	\$ 3,805.61	-1.29%	\$ 10,873.26	\$ 10,823.57	-0.46%
MGS-S Customer 1406	\$ 2,640.07	-3.27%	\$ 7,013.12	\$ 6,923.84	-1.27%	\$ 23,604.20	\$ 23,514.92	-0.38%
MGS-S Customer 1407	\$ 850.47	-1.34%	\$ 861.98	\$ 850.47	-1.34%	\$ 861.98	\$ 850.47	-1.34%
MGS-S Customer 1408	\$ 3,014.36	-3.18%	\$ 7,687.91	\$ 7,588.86	-1.29%	\$ 21,469.82	\$ 21,370.77	-0.46%
MGS-S Customer 1409	\$ 9,004.46	-3.65%	\$ 26,109.74	\$ 25,768.91	-1.31%	\$ 56,129.09	\$ 55,788.26	-0.61%
MGS-S Customer 1410	\$ 2,933.61	-3.16%	\$ 7,399.13	\$ 7,303.33	-1.29%	\$ 18,953.47	\$ 18,857.67	-0.51%
MGS-S Customer 1411	\$ 1,757.92	-2.96%	\$ 4,190.10	\$ 4,136.57	-1.28%	\$ 13,352.22	\$ 13,298.69	-0.40%
MGS-S Customer 1412	\$ 3,835.38	-3.46%	\$ 10,851.28	\$ 10,713.65	-1.27%	\$ 38,375.11	\$ 38,237.48	-0.36%
MGS-S Customer 1413	\$ 2,314.68	-3.18%	\$ 6,013.98	\$ 5,937.95	-1.26%	\$ 22,091.79	\$ 22,015.76	-0.34%
MGS-S Customer 1414	\$ 10,084.04	-3.68%	\$ 30,440.32	\$ 30,055.53	-1.26%	\$ 111,960.59	\$ 111,575.80	-0.34%
MGS-S Customer 1415	\$ 4,908.94	-3.46%	\$ 13,496.41	\$ 13,320.46	-1.30%	\$ 30,466.85	\$ 30,290.90	-0.58%
MGS-S Customer 1416	\$ 1,194.34	-2.09%	\$ 1,954.35	\$ 1,928.84	-1.31%	\$ 4,312.75	\$ 4,287.24	-0.59%
MGS-S Customer 1417	\$ 2,204.98	-2.92%	\$ 5,035.54	\$ 4,969.16	-1.32%	\$ 8,608.56	\$ 8,542.18	-0.77%
MGS-S Customer 1418	\$ 1,348.50	-2.29%	\$ 2,438.52	\$ 2,406.85	-1.30%	\$ 5,852.95	\$ 5,821.28	-0.54%
MGS-S Customer 1419	\$ 1,743.86	-2.94%	\$ 4,047.29	\$ 3,994.41	-1.31%	\$ 8,479.92	\$ 8,427.04	-0.62%
MGS-S Customer 1420	\$ 2,024.67	-2.82%	\$ 4,460.58	\$ 4,401.77	-1.32%	\$ 7,276.04	\$ 7,217.23	-0.81%
MGS-S Customer 1421	\$ 2,844.86	-3.14%	\$ 7,156.03	\$ 7,063.77	-1.29%	\$ 19,810.16	\$ 19,717.90	-0.47%
MGS-S Customer 1422	\$ 4,491.94	-3.52%	\$ 12,852.62	\$ 12,688.54	-1.28%	\$ 41,423.11	\$ 41,259.03	-0.40%
MGS-S Customer 1423	\$ 2,172.17	-3.14%	\$ 5,446.29	\$ 5,375.95	-1.29%	\$ 14,623.60	\$ 14,553.26	-0.48%
MGS-S Customer 1424	\$ 5,360.88	-3.49%	\$ 15,004.73	\$ 14,810.81	-1.29%	\$ 39,658.26	\$ 39,464.34	-0.49%
MGS-S Customer 1425	\$ 2,252.38	-2.94%	\$ 5,217.58	\$ 5,149.33	-1.31%	\$ 10,810.44	\$ 10,742.19	-0.63%
MGS-S Customer 1426	\$ 3,871.37	-3.34%	\$ 10,155.06	\$ 10,021.19	-1.32%	\$ 17,425.54	\$ 17,291.67	-0.77%
MGS-S Customer 1427	\$ 2,254.19	-3.16%	\$ 5,767.53	\$ 5,693.97	-1.28%	\$ 18,793.59	\$ 18,720.03	-0.39%
MGS-S Customer 1428	\$ 2,024.33	-3.07%	\$ 5,031.53	\$ 4,967.41	-1.27%	\$ 16,384.43	\$ 16,320.31	-0.39%
MGS-S Customer 1429	\$ 2,063.31	-2.85%	\$ 4,607.99	\$ 4,547.54	-1.31%	\$ 8,721.48	\$ 8,661.03	-0.69%
MGS-S Customer 1430	\$ 1,926.89	-3.03%	\$ 4,686.19	\$ 4,625.94	-1.29%	\$ 13,382.34	\$ 13,322.09	-0.45%
MGS-S Customer 1431	\$ 6,834.41	-3.58%	\$ 20,140.51	\$ 19,886.76	-1.26%	\$ 77,546.58	\$ 77,292.83	-0.33%
MGS-S Customer 1432	\$ 1,852.03	-2.73%	\$ 4,029.30	\$ 3,977.28	-1.29%	\$ 10,817.48	\$ 10,765.46	-0.48%
MGS-S Customer 1433	\$ 2,084.94	-3.10%	\$ 5,122.07	\$ 5,055.34	-1.30%	\$ 11,553.40	\$ 11,486.67	-0.58%
MGS-S Customer 1434	\$ 2,000.79	-2.84%	\$ 4,421.76	\$ 4,363.29	-1.32%	\$ 9,394.51	\$ 9,336.04	-0.62%
MGS-S Customer 1435	\$ 2,043.35	-3.08%	\$ 5,149.74	\$ 5,084.72	-1.26%	\$ 19,175.03	\$ 19,110.01	-0.34%
MGS-S Customer 1436	\$ 4,112.29	-3.37%	\$ 11,167.25	\$ 11,023.87	-1.28%	\$ 32,932.19	\$ 32,788.81	-0.44%
MGS-S Customer 1437	\$ 4,371.01	-3.52%	\$ 12,474.84	\$ 12,315.28	-1.28%	\$ 39,541.62	\$ 39,382.06	-0.40%

Internal Use

Customer	Distribution 8/25 Prices	Distribution % Difference	Delivery 1/25 Prices	Delivery 8/25 Prices	Delivery % Difference	Bundled 1/25 Prices	Bundled 8/25 Prices	Bundled % Difference
MGS-S Customer 1438	\$ 2,246.52	-2.94%	\$ 5,253.45	\$ 5,185.47	-1.29%	\$ 13,551.28	\$ 13,483.30	-0.50%
MGS-S Customer 1439	\$ 4,385.33	-3.40%	\$ 12,288.31	\$ 12,134.07	-1.26%	\$ 48,976.77	\$ 48,822.53	-0.31%
MGS-S Customer 1440	\$ 2,703.38	-3.28%	\$ 7,104.85	\$ 7,013.16	-1.29%	\$ 19,169.15	\$ 19,077.46	-0.48%
MGS-S Customer 1441	\$ 4,826.55	-3.54%	\$ 13,770.90	\$ 13,593.57	-1.29%	\$ 38,433.57	\$ 38,256.24	-0.46%
MGS-S Customer 1442	\$ 3,742.00	-3.46%	\$ 10,655.02	\$ 10,521.05	-1.26%	\$ 42,125.18	\$ 41,991.21	-0.32%
MGS-S Customer 1443	\$ 5,290.46	-3.93%	\$ 12,928.44	\$ 12,712.25	-1.67%	\$ 19,624.29	\$ 19,408.10	-1.10%
MGS-S Customer 1444	\$ 2,194.33	-3.14%	\$ 5,516.27	\$ 5,445.04	-1.29%	\$ 14,868.52	\$ 14,797.29	-0.48%
MGS-S Customer 1445	\$ 2,764.85	-3.30%	\$ 7,404.61	\$ 7,310.29	-1.27%	\$ 24,725.38	\$ 24,631.06	-0.38%
MGS-S Customer 1446	\$ 1,994.79	-3.07%	\$ 4,911.53	\$ 4,848.40	-1.29%	\$ 14,287.32	\$ 14,224.19	-0.44%
MGS-S Customer 1447	\$ 1,664.23	-2.89%	\$ 3,797.14	\$ 3,747.58	-1.31%	\$ 8,011.18	\$ 7,961.62	-0.62%
MGS-S Customer 1448	\$ 2,293.06	-2.95%	\$ 5,481.26	\$ 5,411.45	-1.27%	\$ 18,172.64	\$ 18,102.83	-0.38%
MGS-S Customer 1449	\$ 1,997.95	-2.82%	\$ 4,491.67	\$ 4,433.79	-1.29%	\$ 12,418.03	\$ 12,360.15	-0.47%
MGS-S Customer 1450	\$ 2,535.08	-3.24%	\$ 6,697.05	\$ 6,612.10	-1.27%	\$ 23,564.42	\$ 23,479.47	-0.36%
MGS-S Customer 1451	\$ 1,159.51	-2.48%	\$ 2,260.29	\$ 2,230.85	-1.30%	\$ 5,240.74	\$ 5,211.30	-0.56%
MGS-S Customer 1452	\$ 1,893.96	-3.03%	\$ 4,612.76	\$ 4,553.67	-1.28%	\$ 14,172.74	\$ 14,113.65	-0.42%
MGS-S Customer 1453	\$ 1,982.19	-3.05%	\$ 5,056.66	\$ 4,994.27	-1.23%	\$ 23,972.67	\$ 23,910.28	-0.26%
MGS-S Customer 1454	\$ 2,341.46	-2.98%	\$ 5,634.02	\$ 5,562.05	-1.28%	\$ 18,134.47	\$ 18,062.50	-0.40%
MGS-S Customer 1455	\$ 2,305.37	-2.97%	\$ 5,489.21	\$ 5,418.72	-1.28%	\$ 16,307.69	\$ 16,237.20	-0.43%
MGS-S Customer 1456	\$ 3,221.87	-3.22%	\$ 8,430.37	\$ 8,323.03	-1.27%	\$ 28,070.01	\$ 27,962.67	-0.38%
MGS-S Customer 1457	\$ 3,290.82	-3.25%	\$ 8,557.56	\$ 8,447.15	-1.29%	\$ 23,529.87	\$ 23,419.46	-0.47%
MGS-S Customer 1458	\$ 1,702.80	-2.63%	\$ 3,593.70	\$ 3,547.69	-1.28%	\$ 11,079.00	\$ 11,032.99	-0.42%
MGS-S Customer 1459	\$ 1,526.06	-2.81%	\$ 3,439.96	\$ 3,395.78	-1.28%	\$ 10,117.53	\$ 10,073.35	-0.44%
MGS-S Customer 1460	\$ 2,408.70	-3.00%	\$ 5,867.24	\$ 5,792.70	-1.27%	\$ 20,213.04	\$ 20,138.50	-0.37%
MGS-S Customer 1461	\$ 965.59	-1.65%	\$ 1,383.31	\$ 1,367.11	-1.17%	\$ 9,801.00	\$ 9,784.80	-0.17%
MGS-S Customer 1462	\$ 1,958.85	-3.06%	\$ 4,892.17	\$ 4,830.44	-1.26%	\$ 18,496.86	\$ 18,435.13	-0.33%
MGS-S Customer 1463	\$ 2,112.43	-3.12%	\$ 5,293.55	\$ 5,225.63	-1.28%	\$ 15,862.60	\$ 15,794.68	-0.43%
MGS-S Customer 1464	\$ 2,067.19	-2.85%	\$ 4,829.16	\$ 4,768.48	-1.26%	\$ 19,042.87	\$ 18,982.19	-0.32%
MGS-S Customer 1465	\$ 7,383.46	-3.61%	\$ 21,776.59	\$ 21,500.43	-1.27%	\$ 77,486.98	\$ 77,210.82	-0.36%
MGS-S Customer 1466	\$ 1,121.54	-2.43%	\$ 2,284.01	\$ 2,256.11	-1.22%	\$ 12,080.63	\$ 12,052.73	-0.23%
MGS-S Customer 1467	\$ 2,507.25	-3.03%	\$ 6,000.71	\$ 5,922.47	-1.30%	\$ 12,995.93	\$ 12,917.69	-0.60%
MGS-S Customer 1468	\$ 1,517.17	-2.80%	\$ 3,388.94	\$ 3,345.21	-1.29%	\$ 9,108.86	\$ 9,065.13	-0.48%
MGS-S Customer 1469	\$ 2,749.27	-3.11%	\$ 7,021.35	\$ 6,932.96	-1.26%	\$ 27,264.53	\$ 27,176.14	-0.32%
MGS-S Customer 1470	\$ 1,423.77	-2.73%	\$ 3,235.05	\$ 3,195.14	-1.23%	\$ 15,387.11	\$ 15,347.20	-0.26%
MGS-S Customer 1471	\$ 3,124.31	-3.37%	\$ 8,526.32	\$ 8,417.50	-1.28%	\$ 27,622.06	\$ 27,513.24	-0.39%
MGS-S Customer 1472	\$ 1,980.90	-2.82%	\$ 4,469.62	\$ 4,412.18	-1.29%	\$ 13,217.65	\$ 13,160.21	-0.43%
MGS-S Customer 1473	\$ 3,101.62	-3.20%	\$ 7,945.51	\$ 7,842.95	-1.29%	\$ 21,437.76	\$ 21,335.20	-0.48%
MGS-S Customer 1474	\$ 19,244.19	-3.78%	\$ 59,251.14	\$ 58,495.11	-1.28%	\$ 193,296.13	\$ 192,540.10	-0.39%
MGS-S Customer 1475	\$ 2,133.67	-2.89%	\$ 4,893.42	\$ 4,829.99	-1.30%	\$ 12,233.72	\$ 12,170.29	-0.52%
MGS-S Customer 1476	\$ 4,464.72	-3.52%	\$ 12,786.31	\$ 12,623.18	-1.28%	\$ 41,764.03	\$ 41,600.90	-0.39%
MGS-S Customer 1477	\$ 15,736.34	-3.80%	\$ 47,361.18	\$ 46,739.73	-1.31%	\$ 146,542.04	\$ 145,920.59	-0.42%

Internal Use

Customer	Distribution 8/25 Prices	Distribution % Difference	Delivery 1/25 Prices	Delivery 8/25 Prices	Delivery % Difference	Bundled 1/25 Prices	Bundled 8/25 Prices	Bundled % Difference
MGS-S Customer 1478	\$ 850.47	-1.34%	\$ 873.12	\$ 861.61	-1.32%	\$ 1,419.07	\$ 1,407.56	-0.81%
MGS-S Customer 1479	\$ 2,251.23	-2.94%	\$ 5,213.68	\$ 5,145.48	-1.31%	\$ 10,785.18	\$ 10,716.98	-0.63%
MGS-S Customer 1480	\$ 4,889.41	-3.46%	\$ 13,959.20	\$ 13,784.21	-1.25%	\$ 56,922.34	\$ 56,747.35	-0.31%
MGS-S Customer 1481	\$ 4,885.21	-3.56%	\$ 14,195.77	\$ 14,015.61	-1.27%	\$ 49,859.97	\$ 49,679.81	-0.36%
MGS-S Customer 1482	\$ 4,616.07	-3.54%	\$ 13,318.78	\$ 13,149.44	-1.27%	\$ 45,744.75	\$ 45,575.41	-0.37%
MGS-S Customer 1483	\$ 3,550.56	-3.29%	\$ 9,498.71	\$ 9,377.94	-1.27%	\$ 32,448.80	\$ 32,328.03	-0.37%
MGS-S Customer 1484	\$ 4,830.65	-3.51%	\$ 13,248.93	\$ 13,073.14	-1.33%	\$ 39,938.64	\$ 39,762.85	-0.44%
MGS-S Customer 1485	\$ 852.54	-1.34%	\$ 904.62	\$ 893.02	-1.28%	\$ 2,687.13	\$ 2,675.53	-0.43%
MGS-S Customer 1486	\$ 3,545.96	-3.29%	\$ 9,432.63	\$ 9,312.11	-1.28%	\$ 29,981.81	\$ 29,861.29	-0.40%
MGS-S Customer 1487	\$ 1,688.97	-2.91%	\$ 3,907.58	\$ 3,856.97	-1.30%	\$ 9,767.02	\$ 9,716.41	-0.52%
MGS-S Customer 1488	\$ 3,733.51	-3.32%	\$ 9,951.93	\$ 9,823.74	-1.29%	\$ 27,969.02	\$ 27,840.83	-0.46%
MGS-S Customer 1489	\$ 4,752.66	-3.44%	\$ 12,986.20	\$ 12,816.95	-1.30%	\$ 29,042.53	\$ 28,873.28	-0.58%
MGS-S Customer 1490	\$ 3,613.88	-3.30%	\$ 9,578.96	\$ 9,455.65	-1.29%	\$ 27,150.66	\$ 27,027.35	-0.45%
MGS-S Customer 1491	\$ 2,562.13	-3.05%	\$ 6,269.91	\$ 6,189.20	-1.29%	\$ 17,681.65	\$ 17,600.94	-0.46%
MGS-S Customer 1492	\$ 1,780.80	-2.97%	\$ 4,249.86	\$ 4,195.29	-1.28%	\$ 12,659.67	\$ 12,605.10	-0.43%
MGS-S Customer 1493	\$ 1,696.47	-2.93%	\$ 3,993.41	\$ 3,942.27	-1.28%	\$ 12,394.19	\$ 12,343.05	-0.41%
MGS-S Customer 1494	\$ 6,931.24	-3.59%	\$ 20,396.87	\$ 20,138.92	-1.26%	\$ 75,339.41	\$ 75,081.46	-0.34%
MGS-S Customer 1495	\$ 2,152.35	-2.90%	\$ 4,973.03	\$ 4,908.82	-1.29%	\$ 13,388.55	\$ 13,324.34	-0.48%
MGS-S Customer 1496	\$ 784.46	-1.77%	\$ 1,339.01	\$ 1,324.86	-1.06%	\$ 15,059.91	\$ 15,045.76	-0.09%
MGS-S Customer 1497	\$ 5,738.68	-3.52%	\$ 16,460.69	\$ 16,251.24	-1.27%	\$ 55,881.66	\$ 55,672.21	-0.37%
MGS-S Customer 1498	\$ 6,268.17	-3.55%	\$ 17,776.60	\$ 17,545.73	-1.30%	\$ 43,197.98	\$ 42,967.11	-0.53%
MGS-S Customer 1499	\$ 4,547.68	-3.53%	\$ 13,105.05	\$ 12,938.59	-1.27%	\$ 45,464.52	\$ 45,298.06	-0.37%
MGS-S Customer 1500	\$ 1,917.32	-2.77%	\$ 4,199.86	\$ 4,145.21	-1.30%	\$ 9,678.12	\$ 9,623.47	-0.56%
MGS-S Customer 1501	\$ 2,455.17	-3.22%	\$ 6,374.98	\$ 6,293.32	-1.28%	\$ 19,460.11	\$ 19,378.45	-0.42%
MGS-S Customer 1502	\$ 2,994.94	-3.34%	\$ 8,150.19	\$ 8,046.60	-1.27%	\$ 27,978.71	\$ 27,875.12	-0.37%
MGS-S Customer 1503	\$ 653.27	-1.34%	\$ 833.63	\$ 824.78	-1.06%	\$ 9,241.26	\$ 9,232.41	-0.10%
MGS-S Customer 1504	\$ 2,202.47	-2.92%	\$ 5,095.07	\$ 5,028.93	-1.30%	\$ 12,311.96	\$ 12,245.82	-0.54%
MGS-S Customer 1505	\$ 861.46	-1.37%	\$ 895.99	\$ 884.03	-1.33%	\$ 926.96	\$ 915.00	-1.29%
MGS-S Customer 1506	\$ 2,485.93	-3.23%	\$ 6,340.55	\$ 6,257.60	-1.31%	\$ 13,030.80	\$ 12,947.85	-0.64%
MGS-S Customer 1507	\$ 1,712.13	-2.63%	\$ 3,585.46	\$ 3,539.13	-1.29%	\$ 9,431.19	\$ 9,384.86	-0.49%
MGS-S Customer 1508	\$ 1,312.81	-2.26%	\$ 2,318.23	\$ 2,287.90	-1.31%	\$ 4,877.74	\$ 4,847.41	-0.62%
MGS-S Customer 1509	\$ 1,131.44	-2.44%	\$ 2,411.23	\$ 2,382.92	-1.17%	\$ 16,968.88	\$ 16,940.57	-0.17%
MGS-S Customer 1510	\$ 1,688.07	-2.91%	\$ 3,923.93	\$ 3,873.28	-1.29%	\$ 10,515.92	\$ 10,465.27	-0.48%
MGS-S Customer 1511	\$ 653.27	-1.34%	\$ 966.88	\$ 958.03	-0.92%	\$ 15,906.40	\$ 15,897.55	-0.06%
MGS-S Customer 1512	\$ 2,385.67	-3.00%	\$ 5,615.84	\$ 5,542.13	-1.31%	\$ 10,807.87	\$ 10,734.16	-0.68%
MGS-S Customer 1513	\$ 1,850.83	-3.00%	\$ 4,495.05	\$ 4,437.74	-1.27%	\$ 14,783.24	\$ 14,725.93	-0.39%
MGS-S Customer 1514	\$ 4,435.44	-3.66%	\$ 11,184.82	\$ 11,016.29	-1.51%	\$ 23,159.65	\$ 22,991.12	-0.73%
MGS-S Customer 1515	\$ 1,883.66	-2.76%	\$ 4,148.97	\$ 4,095.46	-1.29%	\$ 11,589.82	\$ 11,536.31	-0.46%
MGS-S Customer 1516	\$ 2,379.99	-3.20%	\$ 6,130.14	\$ 6,051.43	-1.28%	\$ 18,131.71	\$ 18,053.00	-0.43%
MGS-S Customer 1517	\$ 1,950.33	-2.79%	\$ 4,304.03	\$ 4,248.07	-1.30%	\$ 10,075.83	\$ 10,019.87	-0.56%

Customer	Distribution 8/25 Prices	Distribution % Difference	Delivery 1/25 Prices	Delivery 8/25 Prices	Delivery % Difference	Bundled 1/25 Prices	Bundled 8/25 Prices	Bundled % Difference
MGS-S Customer 1518	\$ 1,622.61	-2.56%	\$ 3,292.64	\$ 3,249.93	-1.30%	\$ 8,055.04	\$ 8,012.33	-0.53%
MGS-S Customer 1519	\$ 3,629.72	-3.30%	\$ 9,585.39	\$ 9,461.52	-1.29%	\$ 25,314.93	\$ 25,191.06	-0.49%
MGS-S Customer 1520	\$ 1,256.46	-2.17%	\$ 2,123.60	\$ 2,095.70	-1.31%	\$ 3,860.41	\$ 3,832.51	-0.72%
MGS-S Customer 1521	\$ 2,540.18	-3.05%	\$ 6,326.36	\$ 6,246.45	-1.26%	\$ 23,564.52	\$ 23,484.61	-0.34%
MGS-S Customer 1522	\$ 2,621.84	-3.27%	\$ 7,041.81	\$ 6,953.31	-1.26%	\$ 27,864.42	\$ 27,775.92	-0.32%
MGS-S Customer 1523	\$ 1,500.08	-2.79%	\$ 3,378.34	\$ 3,335.24	-1.28%	\$ 10,982.93	\$ 10,939.83	-0.39%
MGS-S Customer 1524	\$ 2,215.45	-2.92%	\$ 5,135.93	\$ 5,069.28	-1.30%	\$ 12,462.52	\$ 12,395.87	-0.53%
MGS-S Customer 1525	\$ 1,144.75	-2.00%	\$ 1,800.50	\$ 1,777.11	-1.30%	\$ 4,241.17	\$ 4,217.78	-0.55%
MGS-S Customer 1526	\$ 2,456.38	-3.24%	\$ 7,409.37	\$ 7,327.14	-1.11%	\$ 69,738.83	\$ 69,656.60	-0.12%
MGS-S Customer 1527	\$ 1,414.98	-2.38%	\$ 2,695.91	\$ 2,661.42	-1.28%	\$ 8,559.92	\$ 8,525.43	-0.40%
MGS-S Customer 1528	\$ 1,702.86	-2.63%	\$ 3,545.81	\$ 3,499.84	-1.30%	\$ 8,793.71	\$ 8,747.74	-0.52%
MGS-S Customer 1529	\$ 4,716.84	-3.44%	\$ 13,186.15	\$ 13,018.05	-1.27%	\$ 43,612.28	\$ 43,444.18	-0.39%
MGS-S Customer 1530	\$ 1,300.84	-2.24%	\$ 2,277.40	\$ 2,247.56	-1.31%	\$ 4,617.52	\$ 4,587.68	-0.65%
MGS-S Customer 1531	\$ 1,016.12	-2.27%	\$ 1,825.93	\$ 1,802.32	-1.29%	\$ 4,860.77	\$ 4,837.16	-0.49%
MGS-S Customer 1532	\$ 1,735.30	-2.95%	\$ 4,012.85	\$ 3,960.19	-1.31%	\$ 7,733.27	\$ 7,680.61	-0.68%
MGS-S Customer 1533	\$ 2,874.76	-3.15%	\$ 7,265.09	\$ 7,171.70	-1.29%	\$ 21,058.43	\$ 20,965.04	-0.44%
MGS-S Customer 1534	\$ 10,591.94	-3.76%	\$ 31,047.11	\$ 30,633.06	-1.33%	\$ 92,109.61	\$ 91,695.56	-0.45%
MGS-S Customer 1535	\$ 10,842.77	-3.85%	\$ 30,974.00	\$ 30,539.26	-1.40%	\$ 78,576.24	\$ 78,141.50	-0.55%
MGS-S Customer 1536	\$ 653.27	-1.34%	\$ 734.46	\$ 725.62	-1.20%	\$ 4,281.20	\$ 4,272.36	-0.21%
MGS-S Customer 1537	\$ 934.90	-2.12%	\$ 1,703.48	\$ 1,683.22	-1.19%	\$ 10,934.27	\$ 10,914.01	-0.19%
MGS-S Customer 1538	\$ 1,642.63	-2.89%	\$ 3,826.93	\$ 3,778.10	-1.28%	\$ 12,378.77	\$ 12,329.94	-0.39%
MGS-S Customer 1539	\$ 5,230.32	-3.57%	\$ 15,416.55	\$ 15,222.86	-1.26%	\$ 60,811.22	\$ 60,617.53	-0.32%
MGS-S Customer 1540	\$ 3,983.77	-3.48%	\$ 11,395.17	\$ 11,251.58	-1.26%	\$ 43,684.83	\$ 43,541.24	-0.33%
MGS-S Customer 1541	\$ 4,266.74	-3.39%	\$ 11,819.30	\$ 11,669.44	-1.27%	\$ 42,067.18	\$ 41,917.32	-0.36%
MGS-S Customer 1542	\$ 1,088.00	-2.38%	\$ 2,038.07	\$ 2,011.53	-1.30%	\$ 4,771.37	\$ 4,744.83	-0.56%
MGS-S Customer 1543	\$ 3,395.44	-3.26%	\$ 8,968.76	\$ 8,854.30	-1.28%	\$ 29,041.69	\$ 28,927.23	-0.39%
MGS-S Customer 1544	\$ 1,718.23	-2.93%	\$ 4,063.78	\$ 4,011.98	-1.27%	\$ 13,209.33	\$ 13,157.53	-0.39%
MGS-S Customer 1545	\$ 3,196.71	-3.22%	\$ 8,261.89	\$ 8,155.66	-1.29%	\$ 23,616.64	\$ 23,510.41	-0.45%
MGS-S Customer 1546	\$ 2,040.10	-2.83%	\$ 4,568.32	\$ 4,508.82	-1.30%	\$ 10,203.80	\$ 10,144.30	-0.58%
MGS-S Customer 1547	\$ 5,682.19	-3.52%	\$ 15,591.38	\$ 15,384.32	-1.33%	\$ 21,021.19	\$ 20,814.13	-0.99%
MGS-S Customer 1548	\$ 846.09	-1.94%	\$ 1,468.71	\$ 1,452.02	-1.14%	\$ 12,302.51	\$ 12,285.82	-0.14%
MGS-S Customer 1549	\$ 2,418.77	-3.21%	\$ 6,266.15	\$ 6,185.87	-1.28%	\$ 19,170.06	\$ 19,089.78	-0.42%
MGS-S Customer 1550	\$ 2,745.94	-3.28%	\$ 7,472.66	\$ 7,379.47	-1.25%	\$ 31,812.53	\$ 31,719.34	-0.29%
MGS-S Customer 1551	\$ 17,166.99	-3.77%	\$ 53,136.91	\$ 52,464.83	-1.26%	\$ 197,767.29	\$ 197,095.21	-0.34%
MGS-S Customer 1552	\$ 653.27	-1.34%	\$ 798.68	\$ 789.84	-1.11%	\$ 7,493.39	\$ 7,484.55	-0.12%
MGS-S Customer 1553	\$ 1,213.54	-2.12%	\$ 2,009.84	\$ 1,983.57	-1.31%	\$ 4,272.03	\$ 4,245.76	-0.61%
MGS-S Customer 1554	\$ 3,694.32	-3.81%	\$ 8,359.40	\$ 8,213.26	-1.75%	\$ 12,546.02	\$ 12,399.88	-1.16%
MGS-S Customer 1555	\$ 10,463.54	-4.06%	\$ 27,663.86	\$ 27,220.60	-1.60%	\$ 46,092.30	\$ 45,649.04	-0.96%
MGS-S Customer 1556	\$ 2,481.60	-3.29%	\$ 5,403.51	\$ 5,319.07	-1.56%	\$ 7,323.14	\$ 7,238.70	-1.15%
MGS-S Customer 1557	\$ 2,180.78	-3.13%	\$ 5,569.70	\$ 5,499.17	-1.27%	\$ 19,920.53	\$ 19,850.00	-0.35%

Internal Use

Customer	Distribution 8/25 Prices	Distribution % Difference	Delivery 1/25 Prices	Delivery 8/25 Prices	Delivery % Difference	Bundled 1/25 Prices	Bundled 8/25 Prices	Bundled % Difference
MGS-S Customer 1558	\$ 3,635.50	-3.60%	\$ 8,792.01	\$ 8,656.35	-1.54%	\$ 18,072.51	\$ 17,936.85	-0.75%
MGS-S Customer 1559	\$ 2,600.64	-3.07%	\$ 6,429.08	\$ 6,346.78	-1.28%	\$ 19,871.06	\$ 19,788.76	-0.41%
MGS-S Customer 1560	\$ 1,952.33	-3.05%	\$ 4,753.86	\$ 4,692.42	-1.29%	\$ 12,624.34	\$ 12,562.90	-0.49%
MGS-S Customer 1561	\$ 1,839.87	-3.00%	\$ 4,380.28	\$ 4,323.45	-1.30%	\$ 10,739.05	\$ 10,682.22	-0.53%
MGS-S Customer 1562	\$ 2,519.49	-3.05%	\$ 6,178.88	\$ 6,099.65	-1.28%	\$ 18,871.29	\$ 18,792.06	-0.42%
MGS-S Customer 1563	\$ 2,127.30	-2.89%	\$ 4,930.24	\$ 4,866.98	-1.28%	\$ 14,805.25	\$ 14,741.99	-0.43%
MGS-S Customer 1564	\$ 1,523.59	-2.80%	\$ 3,530.18	\$ 3,486.21	-1.25%	\$ 15,281.86	\$ 15,237.89	-0.29%
MGS-S Customer 1565	\$ 1,870.46	-3.02%	\$ 4,368.71	\$ 4,310.56	-1.33%	\$ 5,425.53	\$ 5,367.38	-1.07%
MGS-S Customer 1566	\$ 1,489.53	-2.78%	\$ 3,290.11	\$ 3,247.48	-1.30%	\$ 8,235.44	\$ 8,192.81	-0.52%
MGS-S Customer 1567	\$ 2,310.68	-2.97%	\$ 5,496.40	\$ 5,425.79	-1.28%	\$ 16,118.35	\$ 16,047.74	-0.44%
MGS-S Customer 1568	\$ 2,622.40	-3.07%	\$ 6,409.22	\$ 6,326.20	-1.30%	\$ 16,043.82	\$ 15,960.80	-0.52%
MGS-S Customer 1569	\$ 653.27	-1.34%	\$ 885.28	\$ 876.44	-1.00%	\$ 11,825.00	\$ 11,816.16	-0.07%
MGS-S Customer 1570	\$ 1,319.74	-2.63%	\$ 2,732.91	\$ 2,697.28	-1.30%	\$ 5,858.94	\$ 5,823.31	-0.61%
MGS-S Customer 1571	\$ 1,869.01	-3.03%	\$ 3,649.70	\$ 3,591.25	-1.60%	\$ 5,834.42	\$ 5,775.97	-1.00%
MGS-S Customer 1572	\$ 2,314.54	-2.98%	\$ 5,596.89	\$ 5,525.88	-1.27%	\$ 19,966.69	\$ 19,895.68	-0.36%
MGS-S Customer 1573	\$ 2,429.96	-3.22%	\$ 6,220.68	\$ 6,139.92	-1.30%	\$ 15,157.58	\$ 15,076.82	-0.53%
MGS-S Customer 1574	\$ 1,350.90	-2.68%	\$ 3,378.53	\$ 3,341.30	-1.10%	\$ 32,684.08	\$ 32,646.85	-0.11%
MGS-S Customer 1575	\$ 5,294.58	-3.49%	\$ 14,971.57	\$ 14,780.18	-1.28%	\$ 47,472.73	\$ 47,281.34	-0.40%
MGS-S Customer 1576	\$ 2,035.51	-2.84%	\$ 4,585.51	\$ 4,526.06	-1.30%	\$ 11,401.91	\$ 11,342.46	-0.52%
MGS-S Customer 1577	\$ 1,589.37	-2.86%	\$ 3,612.40	\$ 3,565.67	-1.29%	\$ 9,410.60	\$ 9,363.87	-0.50%
MGS-S Customer 1578	\$ 1,993.64	-3.07%	\$ 4,863.12	\$ 4,800.02	-1.30%	\$ 11,968.95	\$ 11,905.85	-0.53%
MGS-S Customer 1579	\$ 2,047.38	-2.84%	\$ 4,709.93	\$ 4,649.99	-1.27%	\$ 15,847.90	\$ 15,787.96	-0.38%
MGS-S Customer 1580	\$ 2,313.17	-2.97%	\$ 5,454.96	\$ 5,384.24	-1.30%	\$ 13,640.24	\$ 13,569.52	-0.52%
MGS-S Customer 1581	\$ 1,265.09	-2.60%	\$ 2,893.98	\$ 2,860.24	-1.17%	\$ 21,221.30	\$ 21,187.56	-0.16%
MGS-S Customer 1582	\$ 997.75	-2.24%	\$ 1,840.58	\$ 1,817.71	-1.24%	\$ 8,327.79	\$ 8,304.92	-0.27%
MGS-S Customer 1583	\$ 2,826.17	-3.30%	\$ 7,779.67	\$ 7,683.14	-1.24%	\$ 35,049.72	\$ 34,953.19	-0.28%
MGS-S Customer 1584	\$ 5,076.53	-3.47%	\$ 14,659.77	\$ 14,477.40	-1.24%	\$ 64,698.11	\$ 64,515.74	-0.28%
MGS-S Customer 1585	\$ 907.85	-1.50%	\$ 1,040.15	\$ 1,026.30	-1.33%	\$ 1,232.11	\$ 1,218.26	-1.12%
MGS-S Customer 1586	\$ 850.47	-1.34%	\$ 1,029.52	\$ 1,018.01	-1.12%	\$ 9,241.88	\$ 9,230.37	-0.12%
MGS-S Customer 1587	\$ 2,133.65	-3.12%	\$ 5,400.60	\$ 5,331.90	-1.27%	\$ 18,265.43	\$ 18,196.73	-0.38%
MGS-S Customer 1588	\$ 1,947.38	-3.05%	\$ 4,798.19	\$ 4,737.00	-1.28%	\$ 15,687.17	\$ 15,625.98	-0.39%
MGS-S Customer 1589	\$ 2,851.30	-3.14%	\$ 7,117.11	\$ 7,024.74	-1.30%	\$ 17,284.75	\$ 17,192.38	-0.53%
MGS-S Customer 1590	\$ 2,288.76	-3.17%	\$ 5,930.51	\$ 5,855.54	-1.26%	\$ 21,773.74	\$ 21,698.77	-0.34%
MGS-S Customer 1591	\$ 3,108.21	-3.21%	\$ 8,101.24	\$ 7,998.22	-1.27%	\$ 27,791.16	\$ 27,688.14	-0.37%
MGS-S Customer 1592	\$ 2,510.80	-3.04%	\$ 6,047.50	\$ 5,968.88	-1.30%	\$ 14,224.78	\$ 14,146.16	-0.55%
MGS-S Customer 1593	\$ 2,199.44	-2.92%	\$ 5,112.55	\$ 5,046.48	-1.29%	\$ 13,499.50	\$ 13,433.43	-0.49%
MGS-S Customer 1594	\$ 3,327.91	-3.40%	\$ 9,178.54	\$ 9,061.43	-1.28%	\$ 29,926.19	\$ 29,809.08	-0.39%
MGS-S Customer 1595	\$ 1,638.24	-2.56%	\$ 3,251.44	\$ 3,208.32	-1.33%	\$ 4,238.68	\$ 4,195.56	-1.02%
MGS-S Customer 1596	\$ 2,610.80	-3.08%	\$ 6,406.34	\$ 6,323.44	-1.29%	\$ 16,772.34	\$ 16,689.44	-0.49%
MGS-S Customer 1597	\$ 2,810.66	-3.13%	\$ 7,034.88	\$ 6,943.56	-1.29%	\$ 18,936.08	\$ 18,845.26	-0.48%

Customer	Distribution 8/25 Prices	Distribution % Difference	Delivery 1/25 Prices	Delivery 8/25 Prices	Delivery % Difference	Bundled 1/25 Prices	Bundled 8/25 Prices	Bundled % Difference
MGS-S Customer 1598	\$ 2,727.26	-3.11%	\$ 6,844.46	\$ 6,757.01	-1.28%	\$ 21,808.43	\$ 21,720.98	-0.40%
MGS-S Customer 1599	\$ 3,139.82	-3.20%	\$ 8,115.95	\$ 8,012.16	-1.28%	\$ 25,081.82	\$ 24,978.03	-0.41%
MGS-S Customer 1600	\$ 2,252.34	-2.94%	\$ 5,191.80	\$ 5,123.66	-1.31%	\$ 9,780.63	\$ 9,712.49	-0.70%
MGS-S Customer 1601	\$ 1,645.34	-2.62%	\$ 3,415.90	\$ 3,371.71	-1.29%	\$ 12,104.51	\$ 12,060.32	-0.37%
MGS-S Customer 1602	\$ 2,084.56	-3.10%	\$ 5,308.73	\$ 5,242.05	-1.26%	\$ 21,047.98	\$ 20,981.30	-0.32%
MGS-S Customer 1603	\$ 1,829.97	-2.71%	\$ 3,923.89	\$ 3,872.82	-1.30%	\$ 8,955.38	\$ 8,904.31	-0.57%
MGS-S Customer 1604	\$ 2,148.75	-3.13%	\$ 5,500.75	\$ 5,431.42	-1.26%	\$ 21,004.04	\$ 20,934.71	-0.33%
MGS-S Customer 1605	\$ 2,125.82	-3.12%	\$ 5,205.93	\$ 5,137.45	-1.32%	\$ 9,468.31	\$ 9,399.83	-0.72%
MGS-S Customer 1606	\$ 1,656.25	-2.90%	\$ 3,882.02	\$ 3,832.62	-1.27%	\$ 13,055.34	\$ 13,005.94	-0.38%
MGS-S Customer 1607	\$ 1,942.37	-3.04%	\$ 4,779.15	\$ 4,718.19	-1.28%	\$ 15,526.79	\$ 15,465.83	-0.39%
MGS-S Customer 1608	\$ 4,057.32	-3.36%	\$ 11,076.24	\$ 10,935.05	-1.27%	\$ 36,442.77	\$ 36,301.58	-0.39%
MGS-S Customer 1609	\$ 3,000.27	-3.18%	\$ 7,635.78	\$ 7,537.34	-1.29%	\$ 21,032.05	\$ 20,933.61	-0.47%
MGS-S Customer 1610	\$ 2,095.57	-2.87%	\$ 4,803.27	\$ 4,741.40	-1.29%	\$ 13,419.78	\$ 13,357.91	-0.46%
MGS-S Customer 1611	\$ 2,085.78	-2.86%	\$ 4,806.18	\$ 4,744.67	-1.28%	\$ 14,937.03	\$ 14,875.52	-0.41%
MGS-S Customer 1612	\$ 2,012.84	-2.83%	\$ 4,413.14	\$ 4,354.61	-1.33%	\$ 6,142.86	\$ 6,084.33	-0.95%
MGS-S Customer 1613	\$ 1,131.38	-1.99%	\$ 1,748.81	\$ 1,725.87	-1.31%	\$ 3,403.35	\$ 3,380.41	-0.67%
MGS-S Customer 1614	\$ 850.47	-1.34%	\$ 876.34	\$ 864.83	-1.31%	\$ 1,580.20	\$ 1,568.69	-0.73%
MGS-S Customer 1615	\$ 2,026.67	-3.08%	\$ 5,029.43	\$ 4,965.04	-1.28%	\$ 15,499.98	\$ 15,435.59	-0.42%
MGS-S Customer 1616	\$ 4,026.79	-3.48%	\$ 11,425.83	\$ 11,280.44	-1.27%	\$ 38,689.26	\$ 38,543.87	-0.38%
MGS-S Customer 1617	\$ 2,336.45	-3.19%	\$ 6,148.55	\$ 6,071.68	-1.25%	\$ 25,705.12	\$ 25,628.25	-0.30%
MGS-S Customer 1618	\$ 653.27	-1.34%	\$ 952.72	\$ 943.88	-0.93%	\$ 15,198.31	\$ 15,189.47	-0.06%
MGS-S Customer 1619	\$ 2,503.74	-3.05%	\$ 6,225.78	\$ 6,146.98	-1.27%	\$ 23,045.39	\$ 22,966.59	-0.34%
MGS-S Customer 1620	\$ 2,040.01	-3.09%	\$ 5,046.26	\$ 4,981.26	-1.29%	\$ 14,214.21	\$ 14,149.21	-0.46%
MGS-S Customer 1621	\$ 2,003.17	-3.06%	\$ 5,072.09	\$ 5,008.83	-1.25%	\$ 21,567.76	\$ 21,504.50	-0.29%
MGS-S Customer 1622	\$ 1,894.58	-2.76%	\$ 4,148.68	\$ 4,095.00	-1.29%	\$ 10,637.94	\$ 10,584.26	-0.50%
MGS-S Customer 1623	\$ 2,211.50	-2.92%	\$ 5,155.85	\$ 5,089.27	-1.29%	\$ 13,817.04	\$ 13,750.46	-0.48%
MGS-S Customer 1624	\$ 3,280.92	-3.39%	\$ 9,074.42	\$ 8,959.18	-1.27%	\$ 31,616.81	\$ 31,501.57	-0.36%
MGS-S Customer 1625	\$ 2,025.47	-3.08%	\$ 4,929.07	\$ 4,864.76	-1.30%	\$ 10,765.20	\$ 10,700.89	-0.60%
MGS-S Customer 1626	\$ 1,193.76	-2.51%	\$ 2,503.97	\$ 2,473.29	-1.23%	\$ 12,716.29	\$ 12,685.61	-0.24%
MGS-S Customer 1627	\$ 1,077.72	-1.89%	\$ 1,578.11	\$ 1,557.35	-1.32%	\$ 2,853.29	\$ 2,832.53	-0.73%
MGS-S Customer 1628	\$ 964.55	-2.18%	\$ 1,613.69	\$ 1,592.25	-1.33%	\$ 2,089.03	\$ 2,067.59	-1.03%
MGS-S Customer 1629	\$ 1,860.41	-2.74%	\$ 4,058.56	\$ 4,006.12	-1.29%	\$ 10,855.31	\$ 10,802.87	-0.48%
MGS-S Customer 1630	\$ 11,541.80	-3.70%	\$ 35,071.96	\$ 34,628.02	-1.27%	\$ 127,054.21	\$ 126,610.27	-0.35%
MGS-S Customer 1631	\$ 9,437.58	-3.66%	\$ 27,946.37	\$ 27,587.60	-1.28%	\$ 82,747.22	\$ 82,388.45	-0.43%
MGS-S Customer 1632	\$ 8,756.00	-3.64%	\$ 25,892.41	\$ 25,561.20	-1.28%	\$ 81,013.20	\$ 80,681.99	-0.41%
MGS-S Customer 1633	\$ 2,311.56	-2.97%	\$ 5,519.19	\$ 5,448.54	-1.28%	\$ 17,112.15	\$ 17,041.50	-0.41%
MGS-S Customer 1634	\$ 1,687.60	-2.62%	\$ 3,517.98	\$ 3,472.64	-1.29%	\$ 9,669.94	\$ 9,624.60	-0.47%
MGS-S Customer 1635	\$ 2,643.15	-3.08%	\$ 6,611.57	\$ 6,527.57	-1.27%	\$ 22,757.25	\$ 22,673.25	-0.37%
MGS-S Customer 1636	\$ 1,522.95	-2.48%	\$ 2,975.29	\$ 2,936.60	-1.30%	\$ 6,937.50	\$ 6,898.81	-0.56%
MGS-S Customer 1637	\$ 1,926.72	-3.03%	\$ 4,558.02	\$ 4,497.73	-1.32%	\$ 6,897.00	\$ 6,836.71	-0.87%

Internal Use

Customer	Distribution 8/25 Prices	Distribution % Difference	Delivery 1/25 Prices	Delivery 8/25 Prices	Delivery % Difference	Bundled 1/25 Prices	Bundled 8/25 Prices	Bundled % Difference
MGS-S Customer 1638	\$ 2,791.93	-3.34%	\$ 6,396.96	\$ 6,300.47	-1.51%	\$ 8,494.84	\$ 8,398.35	-1.14%
MGS-S Customer 1639	\$ 1,749.69	-2.95%	\$ 4,165.89	\$ 4,112.70	-1.28%	\$ 13,379.43	\$ 13,326.24	-0.40%
MGS-S Customer 1640	\$ 2,343.82	-2.98%	\$ 5,578.10	\$ 5,506.19	-1.29%	\$ 15,386.49	\$ 15,314.58	-0.47%
MGS-S Customer 1641	\$ 3,146.12	-3.37%	\$ 8,705.40	\$ 8,595.65	-1.26%	\$ 33,243.98	\$ 33,134.23	-0.33%
MGS-S Customer 1642	\$ 3,023.38	-3.35%	\$ 8,243.76	\$ 8,138.98	-1.27%	\$ 28,338.97	\$ 28,234.19	-0.37%
MGS-S Customer 1643	\$ 3,460.11	-3.42%	\$ 9,691.60	\$ 9,569.08	-1.26%	\$ 35,831.81	\$ 35,709.29	-0.34%
MGS-S Customer 1644	\$ 829.27	-1.89%	\$ 1,206.55	\$ 1,190.54	-1.33%	\$ 1,693.66	\$ 1,677.65	-0.95%
MGS-S Customer 1645	\$ 3,986.17	-3.35%	\$ 10,657.94	\$ 10,519.77	-1.30%	\$ 26,426.33	\$ 26,288.16	-0.52%
MGS-S Customer 1646	\$ 3,059.07	-3.19%	\$ 7,803.01	\$ 7,702.29	-1.29%	\$ 20,929.62	\$ 20,828.90	-0.48%
MGS-S Customer 1647	\$ 2,203.30	-3.14%	\$ 5,708.99	\$ 5,637.56	-1.25%	\$ 23,588.97	\$ 23,517.54	-0.30%
MGS-S Customer 1648	\$ 2,293.38	-2.96%	\$ 5,374.71	\$ 5,304.83	-1.30%	\$ 12,662.33	\$ 12,592.45	-0.55%
MGS-S Customer 1649	\$ 1,709.61	-2.64%	\$ 3,462.63	\$ 3,416.32	-1.34%	\$ 3,462.63	\$ 3,416.32	-1.34%
MGS-S Customer 1650	\$ 4,507.69	-3.42%	\$ 12,834.63	\$ 12,675.04	-1.24%	\$ 57,178.07	\$ 57,018.48	-0.28%
MGS-S Customer 1651	\$ 1,620.06	-2.57%	\$ 3,313.96	\$ 3,271.32	-1.29%	\$ 9,411.07	\$ 9,368.43	-0.45%
MGS-S Customer 1652	\$ 4,905.70	-3.46%	\$ 14,350.67	\$ 14,174.96	-1.22%	\$ 73,937.57	\$ 73,761.86	-0.24%
MGS-S Customer 1653	\$ 1,141.52	-2.44%	\$ 2,396.89	\$ 2,368.34	-1.19%	\$ 15,170.20	\$ 15,141.65	-0.19%
MGS-S Customer 1654	\$ 2,438.93	-3.22%	\$ 6,232.28	\$ 6,151.20	-1.30%	\$ 14,530.34	\$ 14,449.26	-0.56%
MGS-S Customer 1655	\$ 878.91	-2.01%	\$ 1,588.85	\$ 1,570.83	-1.13%	\$ 13,426.79	\$ 13,408.77	-0.13%
MGS-S Customer 1656	\$ 1,818.65	-2.71%	\$ 3,840.88	\$ 3,790.22	-1.32%	\$ 6,372.96	\$ 6,322.30	-0.79%
MGS-S Customer 1657	\$ 1,763.42	-2.96%	\$ 4,189.60	\$ 4,135.85	-1.28%	\$ 12,501.37	\$ 12,447.62	-0.43%
MGS-S Customer 1658	\$ 944.18	-2.12%	\$ 1,535.57	\$ 1,515.10	-1.33%	\$ 1,550.08	\$ 1,529.61	-1.32%
MGS-S Customer 1659	\$ 1,753.96	-2.67%	\$ 3,735.34	\$ 3,687.27	-1.29%	\$ 10,622.13	\$ 10,574.06	-0.45%
MGS-S Customer 1660	\$ 797.17	-1.81%	\$ 1,099.17	\$ 1,084.49	-1.34%	\$ 1,147.05	\$ 1,132.37	-1.28%
MGS-S Customer 1661	\$ 653.27	-1.34%	\$ 662.11	\$ 653.27	-1.34%	\$ 662.11	\$ 653.27	-1.34%
MGS-S Customer 1662	\$ 2,167.09	-2.90%	\$ 5,118.47	\$ 5,053.73	-1.26%	\$ 18,642.83	\$ 18,578.09	-0.35%
MGS-S Customer 1663	\$ 5,869.84	-3.53%	\$ 16,895.30	\$ 16,680.58	-1.27%	\$ 58,249.61	\$ 58,034.89	-0.37%
MGS-S Customer 1664	\$ 833.14	-1.90%	\$ 1,463.31	\$ 1,447.14	-1.11%	\$ 13,960.33	\$ 13,944.16	-0.12%
MGS-S Customer 1665	\$ 5,056.72	-3.48%	\$ 14,518.04	\$ 14,335.86	-1.25%	\$ 61,699.79	\$ 61,517.61	-0.30%
MGS-S Customer 1666	\$ 2,252.12	-3.16%	\$ 5,807.03	\$ 5,733.50	-1.27%	\$ 20,937.71	\$ 20,864.18	-0.35%
MGS-S Customer 1667	\$ 952.08	-2.14%	\$ 1,729.90	\$ 1,709.06	-1.20%	\$ 10,006.82	\$ 9,985.98	-0.21%
MGS-S Customer 1668	\$ 1,913.10	-3.03%	\$ 4,714.77	\$ 4,654.96	-1.27%	\$ 16,579.68	\$ 16,519.87	-0.36%
MGS-S Customer 1669	\$ 3,491.01	-3.36%	\$ 8,892.31	\$ 8,770.91	-1.37%	\$ 21,520.73	\$ 21,399.33	-0.56%
MGS-S Customer 1670	\$ 1,901.66	-2.76%	\$ 4,192.36	\$ 4,138.35	-1.29%	\$ 11,646.81	\$ 11,592.80	-0.46%
MGS-S Customer 1671	\$ 1,271.71	-2.20%	\$ 2,193.14	\$ 2,164.54	-1.30%	\$ 4,880.62	\$ 4,852.02	-0.59%
MGS-S Customer 1672	\$ 1,058.63	-2.34%	\$ 1,931.37	\$ 1,906.03	-1.31%	\$ 3,805.29	\$ 3,779.95	-0.67%
MGS-S Customer 1673	\$ 1,698.70	-2.91%	\$ 4,077.59	\$ 4,026.65	-1.25%	\$ 16,969.85	\$ 16,918.91	-0.30%
MGS-S Customer 1674	\$ 9,677.72	-3.66%	\$ 27,633.15	\$ 27,265.45	-1.33%	\$ 33,584.00	\$ 33,216.30	-1.09%
MGS-S Customer 1675	\$ 1,348.31	-2.30%	\$ 2,675.18	\$ 2,643.41	-1.19%	\$ 17,447.19	\$ 17,415.42	-0.18%
MGS-S Customer 1676	\$ 5,362.67	-3.49%	\$ 15,140.78	\$ 14,946.95	-1.28%	\$ 46,622.71	\$ 46,428.88	-0.42%
MGS-S Customer 1677	\$ 3,575.10	-3.29%	\$ 9,671.16	\$ 9,549.45	-1.26%	\$ 37,578.92	\$ 37,457.21	-0.32%

Internal Use

Customer	Distribution 8/25 Prices	Distribution % Difference	Delivery 1/25 Prices	Delivery 8/25 Prices	Delivery % Difference	Bundled 1/25 Prices	Bundled 8/25 Prices	Bundled % Difference
MGS-S Customer 1678	\$ 2,679.72	-3.10%	\$ 6,853.99	\$ 6,768.36	-1.25%	\$ 29,066.85	\$ 28,981.22	-0.29%
MGS-S Customer 1679	\$ 2,107.15	-3.13%	\$ 5,274.21	\$ 5,206.20	-1.29%	\$ 14,927.20	\$ 14,859.19	-0.46%
MGS-S Customer 1680	\$ 1,154.12	-2.46%	\$ 2,212.76	\$ 2,183.69	-1.31%	\$ 4,050.12	\$ 4,021.05	-0.72%
MGS-S Customer 1681	\$ 4,214.58	-3.50%	\$ 12,020.28	\$ 11,867.23	-1.27%	\$ 40,448.85	\$ 40,295.80	-0.38%
MGS-S Customer 1682	\$ 864.04	-1.38%	\$ 905.11	\$ 893.05	-1.33%	\$ 998.92	\$ 986.86	-1.21%
MGS-S Customer 1683	\$ 5,749.85	-3.61%	\$ 16,979.19	\$ 16,764.00	-1.27%	\$ 60,781.71	\$ 60,566.52	-0.35%
MGS-S Customer 1684	\$ 5,452.96	-3.60%	\$ 15,963.54	\$ 15,759.88	-1.28%	\$ 52,811.74	\$ 52,608.08	-0.39%
MGS-S Customer 1685	\$ 653.27	-1.34%	\$ 909.86	\$ 901.02	-0.97%	\$ 13,054.49	\$ 13,045.65	-0.07%
MGS-S Customer 1686	\$ 912.76	-2.08%	\$ 1,661.96	\$ 1,642.55	-1.17%	\$ 12,044.41	\$ 12,025.00	-0.16%
MGS-S Customer 1687	\$ 1,226.95	-2.14%	\$ 2,104.85	\$ 2,078.01	-1.28%	\$ 6,986.19	\$ 6,959.35	-0.38%
MGS-S Customer 1688	\$ 2,927.16	-3.16%	\$ 7,358.64	\$ 7,263.03	-1.30%	\$ 17,688.08	\$ 17,592.47	-0.54%
MGS-S Customer 1689	\$ 1,688.82	-2.92%	\$ 3,926.46	\$ 3,875.75	-1.29%	\$ 10,451.37	\$ 10,400.66	-0.49%
MGS-S Customer 1690	\$ 2,283.79	-2.95%	\$ 5,441.86	\$ 5,372.40	-1.28%	\$ 17,511.30	\$ 17,441.84	-0.40%
MGS-S Customer 1691	\$ 3,496.26	-3.28%	\$ 9,313.56	\$ 9,194.92	-1.27%	\$ 31,078.50	\$ 30,959.86	-0.38%
MGS-S Customer 1692	\$ 2,142.00	-3.13%	\$ 5,344.35	\$ 5,275.20	-1.29%	\$ 13,919.50	\$ 13,850.35	-0.50%
MGS-S Customer 1693	\$ 3,335.07	-3.40%	\$ 9,076.88	\$ 8,959.52	-1.29%	\$ 23,871.74	\$ 23,754.38	-0.49%
MGS-S Customer 1694	\$ 4,099.95	-3.49%	\$ 11,351.04	\$ 11,202.64	-1.31%	\$ 23,999.57	\$ 23,851.17	-0.62%
MGS-S Customer 1695	\$ 4,022.55	-3.36%	\$ 10,968.96	\$ 10,829.09	-1.28%	\$ 36,026.98	\$ 35,887.11	-0.39%
MGS-S Customer 1696	\$ 1,516.28	-2.81%	\$ 3,434.28	\$ 3,390.41	-1.28%	\$ 11,085.38	\$ 11,041.51	-0.40%
MGS-S Customer 1697	\$ 2,114.55	-2.88%	\$ 4,985.33	\$ 4,922.56	-1.26%	\$ 19,396.26	\$ 19,333.49	-0.32%
MGS-S Customer 1698	\$ 1,962.25	-3.05%	\$ 4,755.21	\$ 4,693.45	-1.30%	\$ 11,412.55	\$ 11,350.79	-0.54%
MGS-S Customer 1699	\$ 2,255.50	-2.94%	\$ 5,335.07	\$ 5,266.69	-1.28%	\$ 16,194.69	\$ 16,126.31	-0.42%
MGS-S Customer 1700	\$ 653.27	-1.34%	\$ 849.98	\$ 841.14	-1.04%	\$ 10,059.29	\$ 10,050.45	-0.09%
MGS-S Customer 1701	\$ 3,470.47	-3.28%	\$ 9,121.42	\$ 9,003.90	-1.29%	\$ 25,493.12	\$ 25,375.60	-0.46%
MGS-S Customer 1702	\$ 1,162.82	-2.48%	\$ 2,461.41	\$ 2,431.83	-1.20%	\$ 14,808.63	\$ 14,779.05	-0.20%
MGS-S Customer 1703	\$ 6,445.17	-3.56%	\$ 18,545.98	\$ 18,308.22	-1.28%	\$ 56,106.73	\$ 55,868.97	-0.42%
MGS-S Customer 1704	\$ 1,056.78	-2.33%	\$ 1,969.98	\$ 1,944.71	-1.28%	\$ 6,012.97	\$ 5,987.70	-0.42%
MGS-S Customer 1705	\$ 748.11	-1.67%	\$ 1,038.90	\$ 1,026.19	-1.22%	\$ 5,390.52	\$ 5,377.81	-0.24%
MGS-S Customer 1706	\$ 2,025.84	-2.83%	\$ 4,793.27	\$ 4,734.24	-1.23%	\$ 23,323.64	\$ 23,264.61	-0.25%
MGS-S Customer 1707	\$ 3,030.13	-3.35%	\$ 8,106.29	\$ 8,001.36	-1.29%	\$ 20,771.27	\$ 20,666.34	-0.51%
MGS-S Customer 1708	\$ 2,361.92	-3.20%	\$ 6,090.28	\$ 6,012.27	-1.28%	\$ 18,724.19	\$ 18,646.18	-0.42%
MGS-S Customer 1709	\$ 2,606.23	-3.07%	\$ 6,339.01	\$ 6,256.33	-1.30%	\$ 14,154.30	\$ 14,071.62	-0.58%
MGS-S Customer 1710	\$ 1,511.02	-2.47%	\$ 2,968.18	\$ 2,929.92	-1.29%	\$ 8,197.23	\$ 8,158.97	-0.47%
MGS-S Customer 1711	\$ 6,324.53	-3.55%	\$ 18,441.09	\$ 18,208.28	-1.26%	\$ 68,931.92	\$ 68,699.11	-0.34%
MGS-S Customer 1712	\$ 5,392.59	-3.50%	\$ 15,376.17	\$ 15,180.80	-1.27%	\$ 53,138.03	\$ 52,942.66	-0.37%
MGS-S Customer 1713	\$ 2,399.06	-3.00%	\$ 5,795.42	\$ 5,721.26	-1.28%	\$ 18,026.20	\$ 17,952.04	-0.41%
MGS-S Customer 1714	\$ 1,922.94	-2.78%	\$ 4,190.92	\$ 4,135.89	-1.31%	\$ 8,038.06	\$ 7,983.03	-0.68%
MGS-S Customer 1715	\$ 1,925.29	-3.04%	\$ 4,689.82	\$ 4,629.51	-1.29%	\$ 13,502.98	\$ 13,442.67	-0.45%
MGS-S Customer 1716	\$ 3,190.77	-3.22%	\$ 8,157.94	\$ 8,051.84	-1.30%	\$ 19,043.15	\$ 18,937.05	-0.56%
MGS-S Customer 1717	\$ 1,892.35	-3.02%	\$ 4,529.02	\$ 4,470.13	-1.30%	\$ 10,562.14	\$ 10,503.25	-0.56%

Customer	Distribution 8/25 Prices	Distribution % Difference	Delivery 1/25 Prices	Delivery 8/25 Prices	Delivery % Difference	Bundled 1/25 Prices	Bundled 8/25 Prices	Bundled % Difference
MGS-S Customer 1718	\$ 2,278.08	-2.95%	\$ 5,291.89	\$ 5,222.57	-1.31%	\$ 10,650.06	\$ 10,580.74	-0.65%
MGS-S Customer 1719	\$ 4,431.28	-3.52%	\$ 12,804.51	\$ 12,642.75	-1.26%	\$ 47,677.78	\$ 47,516.02	-0.34%
MGS-S Customer 1720	\$ 2,297.79	-3.18%	\$ 5,944.08	\$ 5,868.72	-1.27%	\$ 21,062.08	\$ 20,986.72	-0.36%
MGS-S Customer 1721	\$ 3,635.31	-3.31%	\$ 9,686.78	\$ 9,562.50	-1.28%	\$ 29,112.63	\$ 28,988.35	-0.43%
MGS-S Customer 1722	\$ 1,374.82	-2.69%	\$ 2,975.50	\$ 2,937.46	-1.28%	\$ 9,358.38	\$ 9,320.34	-0.41%
MGS-S Customer 1723	\$ 1,989.08	-3.03%	\$ 4,729.92	\$ 4,667.84	-1.31%	\$ 8,039.00	\$ 7,976.92	-0.77%
MGS-S Customer 1724	\$ 1,839.18	-3.00%	\$ 4,473.19	\$ 4,416.30	-1.27%	\$ 15,306.41	\$ 15,249.52	-0.37%
MGS-S Customer 1725	\$ 1,998.54	-2.82%	\$ 4,525.39	\$ 4,467.39	-1.28%	\$ 13,787.72	\$ 13,729.72	-0.42%
MGS-S Customer 1726	\$ 2,632.69	-3.26%	\$ 6,899.29	\$ 6,810.66	-1.28%	\$ 19,879.64	\$ 19,791.01	-0.45%
MGS-S Customer 1727	\$ 1,831.04	-2.99%	\$ 4,359.92	\$ 4,303.44	-1.30%	\$ 11,023.78	\$ 10,967.30	-0.51%
MGS-S Customer 1728	\$ 4,753.70	-3.44%	\$ 13,205.32	\$ 13,035.94	-1.28%	\$ 39,632.22	\$ 39,462.84	-0.43%
MGS-S Customer 1729	\$ 1,551.98	-2.83%	\$ 3,510.18	\$ 3,465.02	-1.29%	\$ 9,969.05	\$ 9,923.89	-0.45%
MGS-S Customer 1730	\$ 5,816.53	-3.52%	\$ 16,636.27	\$ 16,423.82	-1.28%	\$ 53,470.31	\$ 53,257.86	-0.40%
MGS-S Customer 1731	\$ 6,301.19	-3.55%	\$ 18,213.75	\$ 17,981.79	-1.27%	\$ 60,765.54	\$ 60,533.58	-0.38%
MGS-S Customer 1732	\$ 5,513.85	-3.51%	\$ 15,579.96	\$ 15,379.65	-1.29%	\$ 45,270.23	\$ 45,069.92	-0.44%
MGS-S Customer 1733	\$ 4,831.23	-3.45%	\$ 13,498.21	\$ 13,325.58	-1.28%	\$ 42,527.35	\$ 42,354.72	-0.41%
MGS-S Customer 1734	\$ 4,540.60	-3.42%	\$ 12,479.59	\$ 12,318.83	-1.29%	\$ 34,920.97	\$ 34,760.21	-0.46%
MGS-S Customer 1735	\$ 3,945.35	-3.35%	\$ 10,625.10	\$ 10,488.47	-1.29%	\$ 30,525.26	\$ 30,388.63	-0.45%
MGS-S Customer 1736	\$ 5,372.10	-3.49%	\$ 15,149.98	\$ 14,955.67	-1.28%	\$ 45,425.28	\$ 45,230.97	-0.43%
MGS-S Customer 1737	\$ 6,322.81	-3.55%	\$ 18,125.05	\$ 17,892.18	-1.28%	\$ 53,044.03	\$ 52,811.16	-0.44%
MGS-S Customer 1738	\$ 5,768.55	-3.52%	\$ 16,483.86	\$ 16,273.37	-1.28%	\$ 53,020.81	\$ 52,810.32	-0.40%
MGS-S Customer 1739	\$ 5,313.39	-3.49%	\$ 15,045.00	\$ 14,852.87	-1.28%	\$ 48,409.99	\$ 48,217.86	-0.40%
MGS-S Customer 1740	\$ 4,871.91	-3.45%	\$ 13,579.67	\$ 13,405.42	-1.28%	\$ 40,609.88	\$ 40,435.63	-0.43%
MGS-S Customer 1741	\$ 2,343.06	-2.98%	\$ 5,511.42	\$ 5,439.53	-1.30%	\$ 12,129.57	\$ 12,057.68	-0.59%
MGS-S Customer 1742	\$ 1,244.34	-2.58%	\$ 2,546.45	\$ 2,513.55	-1.29%	\$ 6,926.06	\$ 6,893.16	-0.48%
MGS-S Customer 1743	\$ 2,698.48	-3.10%	\$ 6,676.97	\$ 6,590.71	-1.29%	\$ 17,757.69	\$ 17,671.43	-0.49%
MGS-S Customer 1744	\$ 3,599.75	-3.29%	\$ 9,545.92	\$ 9,423.30	-1.28%	\$ 27,890.49	\$ 27,767.87	-0.44%
MGS-S Customer 1745	\$ 8,801.77	-3.66%	\$ 26,119.06	\$ 25,785.03	-1.28%	\$ 88,433.89	\$ 88,099.86	-0.38%
MGS-S Customer 1746	\$ 1,374.17	-2.69%	\$ 3,021.34	\$ 2,983.36	-1.26%	\$ 11,848.21	\$ 11,810.23	-0.32%
MGS-S Customer 1747	\$ 3,077.70	-3.20%	\$ 7,888.53	\$ 7,786.92	-1.29%	\$ 22,109.33	\$ 22,007.72	-0.46%
MGS-S Customer 1748	\$ 5,271.14	-3.58%	\$ 15,732.70	\$ 15,536.82	-1.25%	\$ 69,251.06	\$ 69,055.18	-0.28%
MGS-S Customer 1749	\$ 1,681.74	-2.91%	\$ 4,026.18	\$ 3,975.77	-1.25%	\$ 16,533.14	\$ 16,482.73	-0.30%
MGS-S Customer 1750	\$ 3,686.73	-3.45%	\$ 10,382.69	\$ 10,251.04	-1.27%	\$ 36,906.26	\$ 36,774.61	-0.36%
MGS-S Customer 1751	\$ 1,358.47	-2.31%	\$ 2,481.69	\$ 2,449.62	-1.29%	\$ 6,539.19	\$ 6,507.12	-0.49%
MGS-S Customer 1752	\$ 2,413.82	-3.01%	\$ 5,792.67	\$ 5,717.82	-1.29%	\$ 15,459.49	\$ 15,384.64	-0.48%
MGS-S Customer 1753	\$ 7,406.32	-3.60%	\$ 21,740.86	\$ 21,464.10	-1.27%	\$ 73,095.52	\$ 72,818.76	-0.38%
MGS-S Customer 1754	\$ 653.27	-1.34%	\$ 828.95	\$ 820.11	-1.07%	\$ 9,007.37	\$ 8,998.53	-0.10%
MGS-S Customer 1755	\$ 1,887.13	-3.01%	\$ 4,673.63	\$ 4,615.11	-1.25%	\$ 18,953.16	\$ 18,894.64	-0.31%
MGS-S Customer 1756	\$ 3,828.67	-3.33%	\$ 10,596.83	\$ 10,464.81	-1.25%	\$ 46,164.82	\$ 46,032.80	-0.29%
MGS-S Customer 1757	\$ 2,975.86	-3.34%	\$ 8,127.55	\$ 8,024.79	-1.26%	\$ 29,801.20	\$ 29,698.44	-0.34%

Internal Use

Customer	Distribution 8/25 Prices	Distribution % Difference	Delivery 1/25 Prices	Delivery 8/25 Prices	Delivery % Difference	Bundled 1/25 Prices	Bundled 8/25 Prices	Bundled % Difference
MGS-S Customer 1758	\$ 3,265.20	-3.39%	\$ 9,049.35	\$ 8,934.90	-1.26%	\$ 33,065.17	\$ 32,950.72	-0.35%
MGS-S Customer 1759	\$ 2,818.77	-3.30%	\$ 7,509.34	\$ 7,413.00	-1.28%	\$ 22,354.48	\$ 22,258.14	-0.43%
MGS-S Customer 1760	\$ 7,562.56	-3.60%	\$ 22,347.18	\$ 22,064.62	-1.26%	\$ 81,544.90	\$ 81,262.34	-0.35%
MGS-S Customer 1761	\$ 2,010.47	-3.07%	\$ 4,906.91	\$ 4,843.15	-1.30%	\$ 11,721.60	\$ 11,657.84	-0.54%
MGS-S Customer 1762	\$ 2,359.31	-3.19%	\$ 6,084.37	\$ 6,006.52	-1.28%	\$ 18,932.86	\$ 18,855.01	-0.41%
MGS-S Customer 1763	\$ 1,072.88	-2.36%	\$ 2,152.10	\$ 2,126.18	-1.20%	\$ 12,726.06	\$ 12,700.14	-0.20%
MGS-S Customer 1764	\$ 1,788.76	-2.69%	\$ 3,730.73	\$ 3,681.25	-1.33%	\$ 5,940.59	\$ 5,891.11	-0.83%
MGS-S Customer 1765	\$ 2,563.57	-3.06%	\$ 6,374.41	\$ 6,293.61	-1.27%	\$ 22,642.13	\$ 22,561.33	-0.36%
MGS-S Customer 1766	\$ 2,107.20	-3.11%	\$ 5,344.21	\$ 5,276.53	-1.27%	\$ 19,229.53	\$ 19,161.85	-0.35%
MGS-S Customer 1767	\$ 2,177.47	-2.90%	\$ 5,367.62	\$ 5,302.61	-1.21%	\$ 29,921.63	\$ 29,856.62	-0.22%
MGS-S Customer 1768	\$ 1,886.50	-3.01%	\$ 4,544.03	\$ 4,485.40	-1.29%	\$ 12,259.11	\$ 12,200.48	-0.48%
MGS-S Customer 1769	\$ 884.79	-1.44%	\$ 972.44	\$ 959.54	-1.33%	\$ 1,279.01	\$ 1,266.11	-1.01%
MGS-S Customer 1770	\$ 1,710.00	-2.93%	\$ 4,008.97	\$ 3,957.40	-1.29%	\$ 11,453.36	\$ 11,401.79	-0.45%
MGS-S Customer 1771	\$ 1,231.80	-2.56%	\$ 3,002.15	\$ 2,969.76	-1.08%	\$ 31,586.12	\$ 31,553.73	-0.10%
MGS-S Customer 1772	\$ 3,927.12	-3.35%	\$ 10,520.82	\$ 10,384.85	-1.29%	\$ 27,851.08	\$ 27,715.11	-0.49%
MGS-S Customer 1773	\$ 1,647.24	-2.88%	\$ 3,993.90	\$ 3,945.05	-1.22%	\$ 20,447.53	\$ 20,398.68	-0.24%
MGS-S Customer 1774	\$ 1,326.48	-2.28%	\$ 2,507.28	\$ 2,476.39	-1.23%	\$ 12,298.19	\$ 12,267.30	-0.25%
MGS-S Customer 1775	\$ 2,623.34	-3.07%	\$ 6,416.81	\$ 6,333.67	-1.30%	\$ 16,083.52	\$ 16,000.38	-0.52%
MGS-S Customer 1776	\$ 1,931.97	-2.78%	\$ 4,181.93	\$ 4,126.61	-1.32%	\$ 6,439.78	\$ 6,384.46	-0.86%
MGS-S Customer 1777	\$ 3,966.83	-3.36%	\$ 10,537.74	\$ 10,399.99	-1.31%	\$ 22,371.80	\$ 22,234.05	-0.62%
MGS-S Customer 1778	\$ 2,808.65	-3.13%	\$ 7,039.81	\$ 6,949.12	-1.29%	\$ 19,645.72	\$ 19,555.03	-0.46%
MGS-S Customer 1779	\$ 2,288.37	-2.96%	\$ 5,299.56	\$ 5,229.66	-1.32%	\$ 9,092.31	\$ 9,022.41	-0.77%
MGS-S Customer 1780	\$ 2,789.68	-3.13%	\$ 6,924.80	\$ 6,834.58	-1.30%	\$ 15,981.91	\$ 15,891.69	-0.56%
MGS-S Customer 1781	\$ 1,928.79	-2.78%	\$ 4,218.01	\$ 4,162.90	-1.31%	\$ 8,930.70	\$ 8,875.59	-0.62%
MGS-S Customer 1782	\$ 1,355.59	-2.66%	\$ 2,976.54	\$ 2,939.45	-1.25%	\$ 12,692.15	\$ 12,655.06	-0.29%
MGS-S Customer 1783	\$ 4,181.79	-3.37%	\$ 11,417.20	\$ 11,271.19	-1.28%	\$ 35,577.11	\$ 35,431.10	-0.41%
MGS-S Customer 1784	\$ 1,261.14	-2.18%	\$ 2,185.09	\$ 2,156.92	-1.29%	\$ 6,047.20	\$ 6,019.03	-0.47%
MGS-S Customer 1785	\$ 1,148.93	-2.02%	\$ 1,796.59	\$ 1,772.93	-1.32%	\$ 3,181.47	\$ 3,157.81	-0.74%
MGS-S Customer 1786	\$ 1,035.31	-2.30%	\$ 2,058.54	\$ 2,034.15	-1.18%	\$ 13,638.13	\$ 13,613.74	-0.18%
MGS-S Customer 1787	\$ 2,313.50	-2.97%	\$ 5,411.64	\$ 5,340.89	-1.31%	\$ 11,390.14	\$ 11,319.39	-0.62%
MGS-S Customer 1788	\$ 3,236.05	-3.23%	\$ 8,363.97	\$ 8,256.00	-1.29%	\$ 22,528.09	\$ 22,420.12	-0.48%
MGS-S Customer 1789	\$ 2,892.75	-3.15%	\$ 7,226.37	\$ 7,132.19	-1.30%	\$ 16,287.14	\$ 16,192.96	-0.58%
MGS-S Customer 1790	\$ 1,714.39	-2.64%	\$ 3,630.16	\$ 3,583.62	-1.28%	\$ 11,020.73	\$ 10,974.19	-0.42%
MGS-S Customer 1791	\$ 10,608.03	-3.69%	\$ 31,840.21	\$ 31,433.46	-1.28%	\$ 102,427.73	\$ 102,020.98	-0.40%
MGS-S Customer 1792	\$ 1,676.96	-2.89%	\$ 3,969.91	\$ 3,919.96	-1.26%	\$ 15,076.00	\$ 15,026.05	-0.33%
MGS-S Customer 1793	\$ 1,929.18	-2.78%	\$ 4,171.73	\$ 4,116.59	-1.32%	\$ 6,519.62	\$ 6,464.48	-0.85%
MGS-S Customer 1794	\$ 911.27	-2.08%	\$ 1,468.86	\$ 1,449.52	-1.32%	\$ 2,608.64	\$ 2,589.30	-0.74%
MGS-S Customer 1795	\$ 2,157.07	-2.90%	\$ 5,018.50	\$ 4,954.07	-1.28%	\$ 14,890.88	\$ 14,826.45	-0.43%
MGS-S Customer 1796	\$ 4,185.62	-3.38%	\$ 11,419.81	\$ 11,273.36	-1.28%	\$ 34,427.94	\$ 34,281.49	-0.43%
MGS-S Customer 1797	\$ 6,801.86	-3.57%	\$ 19,865.47	\$ 19,613.38	-1.27%	\$ 69,465.04	\$ 69,212.95	-0.36%

Internal Use

Customer	Distribution 8/25 Prices	Distribution % Difference	Delivery 1/25 Prices	Delivery 8/25 Prices	Delivery % Difference	Bundled 1/25 Prices	Bundled 8/25 Prices	Bundled % Difference
MGS-S Customer 1798	\$ 2,827.18	-3.21%	\$ 6,916.13	\$ 6,822.38	-1.36%	\$ 18,954.95	\$ 18,861.20	-0.49%
MGS-S Customer 1799	\$ 2,992.55	-3.34%	\$ 8,156.07	\$ 8,052.77	-1.27%	\$ 29,121.17	\$ 29,017.87	-0.35%
MGS-S Customer 1800	\$ 2,042.59	-3.10%	\$ 4,973.44	\$ 4,908.18	-1.31%	\$ 9,786.23	\$ 9,720.97	-0.67%
MGS-S Customer 1801	\$ 1,474.34	-2.79%	\$ 3,293.57	\$ 3,251.31	-1.28%	\$ 10,075.12	\$ 10,032.86	-0.42%
MGS-S Customer 1802	\$ 1,762.68	-2.96%	\$ 4,203.00	\$ 4,149.27	-1.28%	\$ 13,275.08	\$ 13,221.35	-0.40%
MGS-S Customer 1803	\$ 1,913.16	-3.03%	\$ 4,664.20	\$ 4,604.37	-1.28%	\$ 14,000.91	\$ 13,941.08	-0.43%
MGS-S Customer 1804	\$ 1,126.95	-2.43%	\$ 2,319.07	\$ 2,290.95	-1.21%	\$ 13,027.75	\$ 12,999.63	-0.22%
MGS-S Customer 1805	\$ 2,000.96	-3.07%	\$ 4,862.82	\$ 4,799.47	-1.30%	\$ 10,992.04	\$ 10,928.69	-0.58%
MGS-S Customer 1806	\$ 2,314.21	-3.18%	\$ 5,957.71	\$ 5,881.68	-1.28%	\$ 19,310.68	\$ 19,234.65	-0.39%
MGS-S Customer 1807	\$ 2,033.58	-2.84%	\$ 4,622.68	\$ 4,563.26	-1.29%	\$ 13,448.41	\$ 13,388.99	-0.44%
MGS-S Customer 1808	\$ 884.48	-1.44%	\$ 964.79	\$ 951.87	-1.34%	\$ 1,097.34	\$ 1,084.42	-1.18%
MGS-S Customer 1809	\$ 1,390.37	-2.72%	\$ 3,462.53	\$ 3,423.69	-1.12%	\$ 31,009.44	\$ 30,970.60	-0.13%
MGS-S Customer 1810	\$ 850.47	-1.34%	\$ 861.98	\$ 850.47	-1.34%	\$ 861.98	\$ 850.47	-1.34%
MGS-S Customer 1811	\$ 1,908.13	-3.03%	\$ 4,716.62	\$ 4,657.00	-1.26%	\$ 17,374.52	\$ 17,314.90	-0.34%
MGS-S Customer 1812	\$ 653.27	-1.34%	\$ 1,016.07	\$ 1,007.23	-0.87%	\$ 18,367.01	\$ 18,358.17	-0.05%
MGS-S Customer 1813	\$ 862.75	-1.37%	\$ 899.29	\$ 887.27	-1.34%	\$ 899.63	\$ 887.61	-1.34%
MGS-S Customer 1814	\$ 850.47	-1.34%	\$ 861.98	\$ 850.47	-1.34%	\$ 861.98	\$ 850.47	-1.34%
MGS-S Customer 1815	\$ 670.60	-1.40%	\$ 715.32	\$ 705.77	-1.34%	\$ 742.74	\$ 733.19	-1.29%
MGS-S Customer 1816	\$ 5,258.61	-3.47%	\$ 14,847.84	\$ 14,658.54	-1.27%	\$ 48,157.98	\$ 47,968.68	-0.39%
MGS-S Customer 1817	\$ 864.73	-1.38%	\$ 904.78	\$ 892.71	-1.33%	\$ 923.06	\$ 910.99	-1.31%
MGS-S Customer 1818	\$ 1,894.57	-3.03%	\$ 4,547.13	\$ 4,488.00	-1.30%	\$ 10,777.13	\$ 10,718.00	-0.55%
MGS-S Customer 1819	\$ 1,445.69	-2.75%	\$ 3,166.21	\$ 3,125.31	-1.29%	\$ 8,422.11	\$ 8,381.21	-0.49%
MGS-S Customer 1820	\$ 9,423.72	-3.67%	\$ 27,825.49	\$ 27,466.62	-1.29%	\$ 77,132.55	\$ 76,773.68	-0.47%
MGS-S Customer 1821	\$ 2,959.57	-3.33%	\$ 7,993.91	\$ 7,891.92	-1.28%	\$ 25,800.76	\$ 25,698.77	-0.40%
MGS-S Customer 1822	\$ 3,356.91	-3.40%	\$ 9,313.83	\$ 9,195.56	-1.27%	\$ 32,417.37	\$ 32,299.10	-0.36%
MGS-S Customer 1823	\$ 653.27	-1.34%	\$ 1,106.97	\$ 1,098.13	-0.80%	\$ 22,913.96	\$ 22,905.12	-0.04%
MGS-S Customer 1824	\$ 1,705.60	-2.63%	\$ 3,576.93	\$ 3,530.82	-1.29%	\$ 9,866.00	\$ 9,819.89	-0.47%
MGS-S Customer 1825	\$ 1,508.38	-2.47%	\$ 2,947.90	\$ 2,909.75	-1.29%	\$ 7,605.74	\$ 7,567.59	-0.50%
MGS-S Customer 1826	\$ 653.27	-1.34%	\$ 824.61	\$ 815.77	-1.07%	\$ 8,790.50	\$ 8,781.66	-0.10%
MGS-S Customer 1827	\$ 653.27	-1.34%	\$ 913.63	\$ 904.79	-0.97%	\$ 13,243.02	\$ 13,234.18	-0.07%
MGS-S Customer 1828	\$ 1,700.24	-2.92%	\$ 3,986.85	\$ 3,935.73	-1.28%	\$ 11,932.86	\$ 11,881.74	-0.43%
MGS-S Customer 1829	\$ 3,439.42	-3.27%	\$ 9,318.80	\$ 9,202.46	-1.25%	\$ 39,783.78	\$ 39,667.44	-0.29%
MGS-S Customer 1830	\$ 2,049.62	-3.09%	\$ 5,182.01	\$ 5,116.63	-1.26%	\$ 19,580.60	\$ 19,515.22	-0.33%
MGS-S Customer 1831	\$ 2,492.19	-3.04%	\$ 6,219.95	\$ 6,141.91	-1.25%	\$ 25,179.83	\$ 25,101.79	-0.31%
MGS-S Customer 1832	\$ 1,693.94	-2.92%	\$ 4,049.38	\$ 3,998.41	-1.26%	\$ 15,729.98	\$ 15,679.01	-0.32%
MGS-S Customer 1833	\$ 13,289.24	-3.73%	\$ 41,525.24	\$ 41,010.48	-1.24%	\$ 190,461.07	\$ 189,946.31	-0.27%
MGS-S Customer 1834	\$ 7,559.39	-3.61%	\$ 22,955.15	\$ 22,672.19	-1.23%	\$ 111,121.00	\$ 110,838.04	-0.25%
MGS-S Customer 1835	\$ 1,890.35	-2.76%	\$ 4,290.52	\$ 4,236.91	-1.25%	\$ 18,095.06	\$ 18,041.45	-0.30%
MGS-S Customer 1836	\$ 2,807.92	-3.13%	\$ 7,163.23	\$ 7,072.60	-1.27%	\$ 26,004.74	\$ 25,914.11	-0.35%
MGS-S Customer 1837	\$ 6,864.06	-3.58%	\$ 20,509.30	\$ 20,254.40	-1.24%	\$ 91,736.70	\$ 91,481.80	-0.28%

Internal Use

Customer	Distribution 8/25 Prices	Distribution % Difference	Delivery 1/25 Prices	Delivery 8/25 Prices	Delivery % Difference	Bundled 1/25 Prices	Bundled 8/25 Prices	Bundled % Difference
MGS-S Customer 1838	\$ 1,711.29	-2.64%	\$ 3,635.14	\$ 3,588.79	-1.28%	\$ 11,896.06	\$ 11,849.71	-0.39%
MGS-S Customer 1839	\$ 2,427.63	-3.01%	\$ 6,022.16	\$ 5,946.82	-1.25%	\$ 25,061.23	\$ 24,985.89	-0.30%
MGS-S Customer 1840	\$ 3,652.15	-3.30%	\$ 9,893.13	\$ 9,768.36	-1.26%	\$ 37,403.25	\$ 37,278.48	-0.33%
MGS-S Customer 1841	\$ 2,380.23	-2.99%	\$ 5,848.28	\$ 5,774.87	-1.26%	\$ 23,422.26	\$ 23,348.85	-0.31%
MGS-S Customer 1842	\$ 1,554.95	-2.83%	\$ 3,603.29	\$ 3,557.97	-1.26%	\$ 14,073.84	\$ 14,028.52	-0.32%
MGS-S Customer 1843	\$ 1,842.77	-3.00%	\$ 4,484.56	\$ 4,427.60	-1.27%	\$ 15,508.72	\$ 15,451.76	-0.37%
MGS-S Customer 1844	\$ 7,910.40	-3.62%	\$ 24,035.55	\$ 23,738.51	-1.24%	\$ 113,417.16	\$ 113,120.12	-0.26%
MGS-S Customer 1845	\$ 1,905.87	-2.77%	\$ 4,299.84	\$ 4,245.57	-1.26%	\$ 16,192.86	\$ 16,138.59	-0.34%
MGS-S Customer 1846	\$ 2,347.79	-2.98%	\$ 5,690.25	\$ 5,618.18	-1.27%	\$ 20,414.84	\$ 20,342.77	-0.35%
MGS-S Customer 1847	\$ 2,058.83	-3.10%	\$ 5,173.07	\$ 5,107.30	-1.27%	\$ 17,739.10	\$ 17,673.33	-0.37%
MGS-S Customer 1848	\$ 9,618.08	-3.67%	\$ 29,617.67	\$ 29,251.46	-1.24%	\$ 139,237.66	\$ 138,871.45	-0.26%
MGS-S Customer 1849	\$ 2,549.05	-3.05%	\$ 6,406.20	\$ 6,325.97	-1.25%	\$ 26,329.78	\$ 26,249.55	-0.30%
MGS-S Customer 1850	\$ 1,790.68	-2.97%	\$ 4,338.55	\$ 4,283.67	-1.26%	\$ 15,849.01	\$ 15,794.13	-0.35%
MGS-S Customer 1851	\$ 1,957.98	-3.05%	\$ 4,908.52	\$ 4,846.92	-1.25%	\$ 19,671.73	\$ 19,610.13	-0.31%
MGS-S Customer 1852	\$ 2,202.35	-2.92%	\$ 5,258.56	\$ 5,192.35	-1.26%	\$ 20,330.62	\$ 20,264.41	-0.33%
MGS-S Customer 1853	\$ 17,799.45	-3.77%	\$ 56,514.13	\$ 55,816.88	-1.23%	\$ 271,384.67	\$ 270,687.42	-0.26%
MGS-S Customer 1854	\$ 3,682.82	-3.31%	\$ 10,095.14	\$ 9,969.01	-1.25%	\$ 42,665.88	\$ 42,539.75	-0.30%
MGS-S Customer 1855	\$ 10,270.14	-3.70%	\$ 31,491.48	\$ 31,097.30	-1.25%	\$ 140,476.17	\$ 140,081.99	-0.28%
MGS-S Customer 1856	\$ 4,042.69	-3.36%	\$ 11,480.46	\$ 11,339.82	-1.23%	\$ 58,738.77	\$ 58,598.13	-0.24%
MGS-S Customer 1857	\$ 2,044.75	-3.09%	\$ 5,201.22	\$ 5,136.07	-1.25%	\$ 21,356.73	\$ 21,291.58	-0.31%
MGS-S Customer 1858	\$ 2,451.72	-3.02%	\$ 6,045.65	\$ 5,969.33	-1.26%	\$ 22,659.70	\$ 22,583.38	-0.34%
MGS-S Customer 1859	\$ 1,892.92	-2.76%	\$ 4,262.61	\$ 4,208.92	-1.26%	\$ 16,387.47	\$ 16,333.78	-0.33%
MGS-S Customer 1860	\$ 1,894.41	-2.76%	\$ 4,149.01	\$ 4,095.32	-1.29%	\$ 10,611.76	\$ 10,558.07	-0.51%
MGS-S Customer 1861	\$ 3,641.06	-3.30%	\$ 9,793.23	\$ 9,668.90	-1.27%	\$ 34,021.70	\$ 33,897.37	-0.37%
MGS-S Customer 1862	\$ 1,731.28	-2.94%	\$ 4,177.53	\$ 4,125.07	-1.26%	\$ 16,667.23	\$ 16,614.77	-0.31%
MGS-S Customer 1863	\$ 1,901.24	-2.77%	\$ 4,125.10	\$ 4,070.97	-1.31%	\$ 8,004.35	\$ 7,950.22	-0.68%
MGS-S Customer 1864	\$ 2,305.19	-2.96%	\$ 5,882.19	\$ 5,811.81	-1.20%	\$ 36,240.68	\$ 36,170.30	-0.19%
MGS-S Customer 1865	\$ 1,850.09	-2.73%	\$ 4,146.64	\$ 4,094.67	-1.25%	\$ 16,900.29	\$ 16,848.32	-0.31%
MGS-S Customer 1866	\$ 2,971.17	-3.17%	\$ 7,836.06	\$ 7,738.74	-1.24%	\$ 35,227.46	\$ 35,130.14	-0.28%
MGS-S Customer 1867	\$ 3,989.37	-3.36%	\$ 11,131.41	\$ 10,992.87	-1.24%	\$ 49,019.64	\$ 48,881.10	-0.28%
MGS-S Customer 1868	\$ 3,534.90	-3.29%	\$ 9,607.68	\$ 9,487.48	-1.25%	\$ 40,078.49	\$ 39,958.29	-0.30%
MGS-S Customer 1869	\$ 3,758.69	-3.33%	\$ 10,358.48	\$ 10,229.20	-1.25%	\$ 44,390.77	\$ 44,261.49	-0.29%
MGS-S Customer 1870	\$ 1,750.45	-2.95%	\$ 4,264.96	\$ 4,211.76	-1.25%	\$ 18,256.77	\$ 18,203.57	-0.29%
MGS-S Customer 1871	\$ 2,608.78	-3.07%	\$ 6,580.25	\$ 6,497.57	-1.26%	\$ 26,096.03	\$ 26,013.35	-0.32%
MGS-S Customer 1872	\$ 2,002.70	-2.82%	\$ 4,633.95	\$ 4,575.80	-1.25%	\$ 18,627.48	\$ 18,569.33	-0.31%
MGS-S Customer 1873	\$ 1,699.48	-2.63%	\$ 3,578.03	\$ 3,532.18	-1.28%	\$ 10,854.34	\$ 10,808.49	-0.42%
MGS-S Customer 1874	\$ 4,237.14	-3.38%	\$ 11,547.04	\$ 11,398.64	-1.29%	\$ 33,485.66	\$ 33,337.26	-0.44%
MGS-S Customer 1875	\$ 1,014.26	-2.27%	\$ 2,098.29	\$ 2,074.75	-1.12%	\$ 18,760.22	\$ 18,736.68	-0.13%
MGS-S Customer 1876	\$ 3,153.76	-3.36%	\$ 8,626.43	\$ 8,516.67	-1.27%	\$ 28,883.21	\$ 28,773.45	-0.38%
MGS-S Customer 1877	\$ 3,067.52	-3.35%	\$ 8,351.44	\$ 8,245.11	-1.27%	\$ 27,748.84	\$ 27,642.51	-0.38%

Customer	Distribution 8/25 Prices	Distribution % Difference	Delivery 1/25 Prices	Delivery 8/25 Prices	Delivery % Difference	Bundled 1/25 Prices	Bundled 8/25 Prices	Bundled % Difference
MGS-S Customer 1878	\$ 6,280.79	-3.55%	\$ 18,303.98	\$ 18,072.93	-1.26%	\$ 68,520.00	\$ 68,288.95	-0.34%
MGS-S Customer 1879	\$ 850.47	-1.34%	\$ 916.99	\$ 905.48	-1.26%	\$ 3,613.38	\$ 3,601.87	-0.32%
MGS-S Customer 1880	\$ 4,169.54	-3.49%	\$ 11,805.37	\$ 11,654.75	-1.28%	\$ 37,857.49	\$ 37,706.87	-0.40%
MGS-S Customer 1881	\$ 3,258.63	-3.23%	\$ 8,501.58	\$ 8,392.64	-1.28%	\$ 25,929.87	\$ 25,820.93	-0.42%
MGS-S Customer 1882	\$ 865.90	-1.38%	\$ 909.36	\$ 897.22	-1.34%	\$ 935.07	\$ 922.93	-1.30%
MGS-S Customer 1883	\$ 2,615.72	-3.28%	\$ 7,465.66	\$ 7,376.95	-1.19%	\$ 48,834.93	\$ 48,746.22	-0.18%
MGS-S Customer 1884	\$ 1,721.89	-2.66%	\$ 3,515.42	\$ 3,468.44	-1.34%	\$ 3,862.78	\$ 3,815.80	-1.22%
MGS-S Customer 1885	\$ 2,592.37	-3.26%	\$ 6,774.98	\$ 6,687.58	-1.29%	\$ 18,651.77	\$ 18,564.37	-0.47%
MGS-S Customer 1886	\$ 2,300.94	-3.18%	\$ 5,978.32	\$ 5,902.80	-1.26%	\$ 22,238.73	\$ 22,163.21	-0.34%
MGS-S Customer 1887	\$ 2,577.08	-3.26%	\$ 6,732.98	\$ 6,646.26	-1.29%	\$ 18,954.74	\$ 18,868.02	-0.46%
MGS-S Customer 1888	\$ 2,468.02	-3.23%	\$ 6,377.50	\$ 6,295.15	-1.29%	\$ 17,250.94	\$ 17,168.59	-0.48%
MGS-S Customer 1889	\$ 2,142.58	-2.90%	\$ 4,960.17	\$ 4,896.22	-1.29%	\$ 13,878.68	\$ 13,814.73	-0.46%
MGS-S Customer 1890	\$ 2,805.63	-3.31%	\$ 7,526.75	\$ 7,430.78	-1.28%	\$ 24,775.65	\$ 24,679.68	-0.39%
MGS-S Customer 1891	\$ 864.67	-1.98%	\$ 1,603.90	\$ 1,586.45	-1.09%	\$ 16,299.24	\$ 16,281.79	-0.11%
MGS-S Customer 1892	\$ 4,515.34	-3.41%	\$ 12,538.09	\$ 12,378.84	-1.27%	\$ 42,795.11	\$ 42,635.86	-0.37%
MGS-S Customer 1893	\$ 2,991.90	-3.18%	\$ 7,789.53	\$ 7,691.39	-1.26%	\$ 29,874.41	\$ 29,776.27	-0.33%
MGS-S Customer 1894	\$ 2,638.52	-3.08%	\$ 6,445.62	\$ 6,361.73	-1.30%	\$ 14,941.35	\$ 14,857.46	-0.56%
MGS-S Customer 1895	\$ 3,499.65	-3.42%	\$ 9,817.00	\$ 9,692.90	-1.26%	\$ 36,307.32	\$ 36,183.22	-0.34%
MGS-S Customer 1896	\$ 2,576.75	-3.06%	\$ 6,342.11	\$ 6,260.83	-1.28%	\$ 19,190.49	\$ 19,109.21	-0.42%
MGS-S Customer 1897	\$ 2,123.53	-2.88%	\$ 4,864.96	\$ 4,801.99	-1.29%	\$ 12,435.84	\$ 12,372.87	-0.51%
MGS-S Customer 1898	\$ 2,818.05	-3.30%	\$ 7,446.00	\$ 7,349.76	-1.29%	\$ 19,468.37	\$ 19,372.13	-0.49%
MGS-S Customer 1899	\$ 653.27	-1.34%	\$ 662.88	\$ 654.04	-1.33%	\$ 700.70	\$ 691.86	-1.26%
MGS-S Customer 1900	\$ 2,214.09	-3.15%	\$ 5,652.66	\$ 5,580.65	-1.27%	\$ 18,805.44	\$ 18,733.43	-0.38%
MGS-S Customer 1901	\$ 1,864.36	-2.74%	\$ 4,077.31	\$ 4,024.79	-1.29%	\$ 11,383.33	\$ 11,330.81	-0.46%
MGS-S Customer 1902	\$ 1,298.86	-2.24%	\$ 2,273.74	\$ 2,244.00	-1.31%	\$ 4,768.23	\$ 4,738.49	-0.62%
MGS-S Customer 1903	\$ 1,368.93	-2.31%	\$ 2,508.81	\$ 2,476.37	-1.29%	\$ 6,481.53	\$ 6,449.09	-0.50%
MGS-S Customer 1904	\$ 653.27	-1.34%	\$ 925.58	\$ 916.74	-0.96%	\$ 13,840.80	\$ 13,831.96	-0.06%
MGS-S Customer 1905	\$ 3,102.80	-3.36%	\$ 8,500.36	\$ 8,392.37	-1.27%	\$ 29,403.07	\$ 29,295.08	-0.37%
MGS-S Customer 1906	\$ 777.67	-1.76%	\$ 1,311.41	\$ 1,297.50	-1.06%	\$ 14,620.04	\$ 14,606.13	-0.10%
MGS-S Customer 1907	\$ 653.27	-1.34%	\$ 842.44	\$ 833.59	-1.05%	\$ 9,681.99	\$ 9,673.14	-0.09%
MGS-S Customer 1908	\$ 963.64	-2.18%	\$ 1,877.51	\$ 1,856.03	-1.14%	\$ 15,252.41	\$ 15,230.93	-0.14%
MGS-S Customer 1909	\$ 1,188.51	-2.51%	\$ 2,714.55	\$ 2,683.93	-1.13%	\$ 23,645.48	\$ 23,614.86	-0.13%
MGS-S Customer 1910	\$ 948.42	-2.15%	\$ 1,602.25	\$ 1,581.40	-1.30%	\$ 3,750.41	\$ 3,729.56	-0.56%
MGS-S Customer 1911	\$ 2,000.59	-2.82%	\$ 4,574.47	\$ 4,516.51	-1.27%	\$ 16,229.59	\$ 16,171.63	-0.36%
MGS-S Customer 1912	\$ 659.51	-1.36%	\$ 682.54	\$ 673.44	-1.33%	\$ 754.53	\$ 745.43	-1.21%
MGS-S Customer 1913	\$ 2,311.23	-2.97%	\$ 5,432.81	\$ 5,362.08	-1.30%	\$ 12,622.28	\$ 12,551.55	-0.56%
MGS-S Customer 1914	\$ 1,307.30	-2.64%	\$ 2,914.21	\$ 2,878.75	-1.22%	\$ 15,949.87	\$ 15,914.41	-0.22%
MGS-S Customer 1915	\$ 18,533.56	-3.77%	\$ 56,051.24	\$ 55,324.30	-1.30%	\$ 139,418.01	\$ 138,691.07	-0.52%
MGS-S Customer 1916	\$ 2,283.83	-3.17%	\$ 5,901.30	\$ 5,826.50	-1.27%	\$ 20,981.93	\$ 20,907.13	-0.36%
MGS-S Customer 1917	\$ 933.30	-2.12%	\$ 1,537.70	\$ 1,517.46	-1.32%	\$ 2,772.20	\$ 2,751.96	-0.73%

Customer	Distribution 8/25 Prices	Distribution % Difference	Delivery 1/25 Prices	Delivery 8/25 Prices	Delivery % Difference	Bundled 1/25 Prices	Bundled 8/25 Prices	Bundled % Difference
MGS-S Customer 1918	\$ 829.89	-1.89%	\$ 1,218.49	\$ 1,202.46	-1.32%	\$ 2,198.87	\$ 2,182.84	-0.73%
MGS-S Customer 1919	\$ 1,072.40	-1.88%	\$ 1,681.88	\$ 1,661.34	-1.22%	\$ 8,835.13	\$ 8,814.59	-0.23%
MGS-S Customer 1920	\$ 2,056.27	-2.85%	\$ 4,703.08	\$ 4,642.79	-1.28%	\$ 14,214.39	\$ 14,154.10	-0.42%
MGS-S Customer 1921	\$ 2,152.93	-2.90%	\$ 5,024.54	\$ 4,960.29	-1.28%	\$ 15,844.51	\$ 15,780.26	-0.41%
MGS-S Customer 1922	\$ 3,909.71	-3.35%	\$ 10,780.98	\$ 10,645.58	-1.26%	\$ 43,108.34	\$ 42,972.94	-0.31%
MGS-S Customer 1923	\$ 4,937.02	-3.47%	\$ 13,923.23	\$ 13,745.91	-1.27%	\$ 49,121.01	\$ 48,943.69	-0.36%
MGS-S Customer 1924	\$ 3,587.18	-3.30%	\$ 9,643.85	\$ 9,521.62	-1.27%	\$ 34,358.05	\$ 34,235.82	-0.36%
MGS-S Customer 1925	\$ 2,710.02	-3.10%	\$ 6,746.49	\$ 6,659.83	-1.28%	\$ 19,690.28	\$ 19,603.62	-0.44%
MGS-S Customer 1926	\$ 653.27	-1.34%	\$ 958.65	\$ 949.81	-0.92%	\$ 15,494.93	\$ 15,486.09	-0.06%
MGS-S Customer 1927	\$ 2,467.16	-3.06%	\$ 5,962.49	\$ 5,884.64	-1.31%	\$ 18,824.01	\$ 18,746.16	-0.41%
MGS-S Customer 1928	\$ 1,635.48	-2.58%	\$ 3,361.84	\$ 3,318.51	-1.29%	\$ 9,340.12	\$ 9,296.79	-0.46%
MGS-S Customer 1929	\$ 1,933.36	-3.04%	\$ 4,765.01	\$ 4,704.37	-1.27%	\$ 16,074.94	\$ 16,014.30	-0.38%
MGS-S Customer 1930	\$ 734.17	-1.63%	\$ 910.58	\$ 898.44	-1.33%	\$ 1,046.10	\$ 1,033.96	-1.16%
MGS-S Customer 1931	\$ 2,891.81	-3.33%	\$ 7,729.13	\$ 7,629.67	-1.29%	\$ 22,096.41	\$ 21,996.95	-0.45%
MGS-S Customer 1932	\$ 4,847.22	-3.55%	\$ 14,077.79	\$ 13,899.26	-1.27%	\$ 49,808.72	\$ 49,630.19	-0.36%
MGS-S Customer 1933	\$ 2,247.50	-3.16%	\$ 5,747.34	\$ 5,674.00	-1.28%	\$ 18,657.65	\$ 18,584.31	-0.39%
MGS-S Customer 1934	\$ 1,189.49	-2.11%	\$ 1,893.79	\$ 1,868.14	-1.35%	\$ 3,009.00	\$ 2,983.35	-0.85%
MGS-S Customer 1935	\$ 866.63	-1.98%	\$ 1,588.09	\$ 1,570.57	-1.10%	\$ 15,216.89	\$ 15,199.37	-0.12%
MGS-S Customer 1936	\$ 653.27	-1.34%	\$ 834.90	\$ 826.06	-1.06%	\$ 9,305.15	\$ 9,296.31	-0.10%
MGS-S Customer 1937	\$ 707.55	-1.54%	\$ 834.86	\$ 823.80	-1.32%	\$ 1,222.10	\$ 1,211.04	-0.90%
MGS-S Customer 1938	\$ 1,035.82	-1.81%	\$ 1,452.17	\$ 1,433.12	-1.31%	\$ 2,791.34	\$ 2,772.29	-0.68%
MGS-S Customer 1939	\$ 2,714.56	-3.11%	\$ 6,765.29	\$ 6,678.22	-1.29%	\$ 20,408.37	\$ 20,321.30	-0.43%
MGS-S Customer 1940	\$ 1,240.47	-2.17%	\$ 2,104.59	\$ 2,077.11	-1.31%	\$ 5,491.37	\$ 5,463.89	-0.50%
MGS-S Customer 1941	\$ 2,645.63	-3.27%	\$ 6,959.18	\$ 6,869.74	-1.29%	\$ 20,246.90	\$ 20,157.46	-0.44%
MGS-S Customer 1942	\$ 3,514.45	-3.42%	\$ 9,760.75	\$ 9,636.12	-1.28%	\$ 31,454.62	\$ 31,329.99	-0.40%
MGS-S Customer 1943	\$ 1,354.91	-2.31%	\$ 2,455.05	\$ 2,423.01	-1.31%	\$ 5,453.33	\$ 5,421.29	-0.59%
MGS-S Customer 1944	\$ 1,068.07	-1.87%	\$ 1,580.12	\$ 1,559.81	-1.29%	\$ 4,529.49	\$ 4,509.18	-0.45%
MGS-S Customer 1945	\$ 2,016.02	-2.82%	\$ 4,494.58	\$ 4,436.13	-1.30%	\$ 10,271.75	\$ 10,213.30	-0.57%
MGS-S Customer 1946	\$ 3,242.20	-3.23%	\$ 8,498.17	\$ 8,389.80	-1.28%	\$ 27,960.59	\$ 27,852.22	-0.39%
MGS-S Customer 1947	\$ 3,359.42	-3.25%	\$ 8,816.03	\$ 8,703.02	-1.28%	\$ 26,728.00	\$ 26,614.99	-0.42%
MGS-S Customer 1948	\$ 6,953.04	-3.59%	\$ 20,401.80	\$ 20,143.25	-1.27%	\$ 73,039.07	\$ 72,780.52	-0.35%
MGS-S Customer 1949	\$ 2,106.28	-3.12%	\$ 5,186.98	\$ 5,119.21	-1.31%	\$ 11,183.54	\$ 11,115.77	-0.61%
MGS-S Customer 1950	\$ 653.27	-1.34%	\$ 881.68	\$ 872.84	-1.00%	\$ 11,644.97	\$ 11,636.13	-0.08%
MGS-S Customer 1951	\$ 3,580.01	-3.30%	\$ 9,626.82	\$ 9,504.77	-1.27%	\$ 34,285.72	\$ 34,163.67	-0.36%
MGS-S Customer 1952	\$ 978.44	-1.68%	\$ 1,259.92	\$ 1,243.21	-1.33%	\$ 1,716.97	\$ 1,700.26	-0.97%
MGS-S Customer 1953	\$ 1,483.95	-2.78%	\$ 3,316.63	\$ 3,274.16	-1.28%	\$ 10,216.67	\$ 10,174.20	-0.42%
MGS-S Customer 1954	\$ 8,866.93	-3.65%	\$ 26,445.56	\$ 26,109.75	-1.27%	\$ 91,950.63	\$ 91,614.82	-0.37%
MGS-S Customer 1955	\$ 868.59	-1.96%	\$ 1,317.85	\$ 1,300.46	-1.32%	\$ 1,948.59	\$ 1,931.20	-0.89%
MGS-S Customer 1956	\$ 2,138.91	-2.89%	\$ 4,876.26	\$ 4,812.60	-1.31%	\$ 10,567.28	\$ 10,503.62	-0.60%
MGS-S Customer 1957	\$ 1,499.93	-2.46%	\$ 2,910.82	\$ 2,873.05	-1.30%	\$ 7,103.04	\$ 7,065.27	-0.53%

Internal Use

Customer	Distribution 8/25 Prices	Distribution % Difference	Delivery 1/25 Prices	Delivery 8/25 Prices	Delivery % Difference	Bundled 1/25 Prices	Bundled 8/25 Prices	Bundled % Difference
MGS-S Customer 1958	\$ 2,935.10	-3.33%	\$ 7,893.12	\$ 7,791.96	-1.28%	\$ 24,024.86	\$ 23,923.70	-0.42%
MGS-S Customer 1959	\$ 2,164.78	-2.90%	\$ 4,972.28	\$ 4,907.58	-1.30%	\$ 11,536.73	\$ 11,472.03	-0.56%
MGS-S Customer 1960	\$ 653.27	-1.34%	\$ 662.11	\$ 653.27	-1.34%	\$ 662.11	\$ 653.27	-1.34%
MGS-S Customer 1961	\$ 1,833.31	-2.72%	\$ 3,936.73	\$ 3,885.51	-1.30%	\$ 9,063.17	\$ 9,011.95	-0.57%
MGS-S Customer 1962	\$ 2,844.87	-3.14%	\$ 7,133.54	\$ 7,041.25	-1.29%	\$ 18,633.04	\$ 18,540.75	-0.50%
MGS-S Customer 1963	\$ 2,854.87	-3.30%	\$ 7,927.93	\$ 7,830.40	-1.23%	\$ 38,596.07	\$ 38,498.54	-0.25%
MGS-S Customer 1964	\$ 6,711.53	-3.57%	\$ 19,401.20	\$ 19,152.46	-1.28%	\$ 58,872.44	\$ 58,623.70	-0.42%
MGS-S Customer 1965	\$ 3,312.34	-3.39%	\$ 9,061.45	\$ 8,945.22	-1.28%	\$ 26,996.28	\$ 26,880.05	-0.43%
MGS-S Customer 1966	\$ 1,785.39	-2.69%	\$ 3,757.34	\$ 3,708.04	-1.31%	\$ 7,142.52	\$ 7,093.22	-0.69%
MGS-S Customer 1967	\$ 3,228.84	-3.24%	\$ 8,458.77	\$ 8,350.77	-1.28%	\$ 27,540.80	\$ 27,432.80	-0.39%
MGS-S Customer 1968	\$ 7,516.79	-3.61%	\$ 22,118.32	\$ 21,837.11	-1.27%	\$ 75,668.90	\$ 75,387.69	-0.37%
MGS-S Customer 1969	\$ 2,140.38	-3.12%	\$ 5,463.11	\$ 5,394.07	-1.26%	\$ 20,227.69	\$ 20,158.65	-0.34%
MGS-S Customer 1970	\$ 2,746.86	-3.38%	\$ 6,454.38	\$ 6,358.26	-1.49%	\$ 21,592.03	\$ 21,495.91	-0.45%
MGS-S Customer 1971	\$ 1,831.79	-2.99%	\$ 4,469.69	\$ 4,413.15	-1.26%	\$ 16,323.06	\$ 16,266.52	-0.35%
MGS-S Customer 1972	\$ 653.27	-1.34%	\$ 848.80	\$ 839.95	-1.04%	\$ 10,000.18	\$ 9,991.33	-0.09%
MGS-S Customer 1973	\$ 653.27	-1.34%	\$ 872.13	\$ 863.28	-1.01%	\$ 11,167.06	\$ 11,158.21	-0.08%
MGS-S Customer 1974	\$ 3,528.38	-3.28%	\$ 9,304.74	\$ 9,185.20	-1.28%	\$ 26,862.61	\$ 26,743.07	-0.45%
MGS-S Customer 1975	\$ 767.20	-1.73%	\$ 1,010.71	\$ 997.23	-1.33%	\$ 1,138.69	\$ 1,125.21	-1.18%
MGS-S Customer 1976	\$ 3,478.22	-3.27%	\$ 9,242.92	\$ 9,125.29	-1.27%	\$ 30,912.45	\$ 30,794.82	-0.38%
MGS-S Customer 1977	\$ 1,615.45	-2.89%	\$ 4,176.70	\$ 4,128.70	-1.15%	\$ 33,225.95	\$ 33,177.95	-0.14%
MGS-S Customer 1978	\$ 1,770.82	-2.67%	\$ 3,715.83	\$ 3,667.23	-1.31%	\$ 7,491.10	\$ 7,442.50	-0.65%
MGS-S Customer 1979	\$ 653.27	-1.34%	\$ 879.07	\$ 870.22	-1.01%	\$ 11,514.16	\$ 11,505.31	-0.08%
MGS-S Customer 1980	\$ 3,359.23	-3.40%	\$ 9,304.00	\$ 9,185.61	-1.27%	\$ 31,518.11	\$ 31,399.72	-0.38%
MGS-S Customer 1981	\$ 1,609.43	-2.87%	\$ 3,629.03	\$ 3,581.54	-1.31%	\$ 7,383.85	\$ 7,336.36	-0.64%
MGS-S Customer 1982	\$ 4,065.95	-3.49%	\$ 11,569.09	\$ 11,422.13	-1.27%	\$ 40,086.44	\$ 39,939.48	-0.37%
MGS-S Customer 1983	\$ 1,572.67	-2.85%	\$ 3,609.34	\$ 3,563.20	-1.28%	\$ 11,493.08	\$ 11,446.94	-0.40%
MGS-S Customer 1984	\$ 2,290.94	-3.18%	\$ 5,910.02	\$ 5,834.86	-1.27%	\$ 20,198.92	\$ 20,123.76	-0.37%
MGS-S Customer 1985	\$ 2,483.18	-3.23%	\$ 6,546.40	\$ 6,463.45	-1.27%	\$ 23,502.90	\$ 23,419.95	-0.35%
MGS-S Customer 1986	\$ 1,247.59	-2.17%	\$ 2,109.25	\$ 2,081.58	-1.31%	\$ 4,134.00	\$ 4,106.33	-0.67%
MGS-S Customer 1987	\$ 4,046.88	-3.36%	\$ 11,159.58	\$ 11,018.78	-1.26%	\$ 42,061.05	\$ 41,920.25	-0.33%
MGS-S Customer 1988	\$ 1,568.10	-2.52%	\$ 3,115.79	\$ 3,075.22	-1.30%	\$ 7,125.76	\$ 7,085.19	-0.57%
MGS-S Customer 1989	\$ 1,698.78	-2.64%	\$ 3,584.89	\$ 3,538.86	-1.28%	\$ 10,778.93	\$ 10,732.90	-0.43%
MGS-S Customer 1990	\$ 1,468.10	-2.76%	\$ 3,222.79	\$ 3,181.06	-1.29%	\$ 8,123.67	\$ 8,081.94	-0.51%
MGS-S Customer 1991	\$ 4,359.51	-3.52%	\$ 12,520.49	\$ 12,361.66	-1.27%	\$ 44,160.90	\$ 44,002.07	-0.36%
MGS-S Customer 1992	\$ 866.89	-1.98%	\$ 1,662.17	\$ 1,644.64	-1.05%	\$ 18,883.99	\$ 18,866.46	-0.09%
MGS-S Customer 1993	\$ 850.47	-1.34%	\$ 861.98	\$ 850.47	-1.34%	\$ 861.98	\$ 850.47	-1.34%
MGS-S Customer 1994	\$ 821.36	-1.87%	\$ 1,202.56	\$ 1,186.88	-1.30%	\$ 2,675.30	\$ 2,659.62	-0.59%
MGS-S Customer 1995	\$ 1,644.67	-2.87%	\$ 3,754.32	\$ 3,705.67	-1.30%	\$ 9,074.44	\$ 9,025.79	-0.54%
MGS-S Customer 1996	\$ 1,030.08	-1.78%	\$ 1,416.42	\$ 1,397.76	-1.32%	\$ 2,248.26	\$ 2,229.60	-0.83%
MGS-S Customer 1997	\$ 1,948.20	-2.79%	\$ 4,287.33	\$ 4,231.47	-1.30%	\$ 9,597.39	\$ 9,541.53	-0.58%

Internal Use

Customer	Distribution 8/25 Prices	Distribution % Difference	Delivery 1/25 Prices	Delivery 8/25 Prices	Delivery % Difference	Bundled 1/25 Prices	Bundled 8/25 Prices	Bundled % Difference
MGS-S Customer 1998	\$ 1,581.71	-2.85%	\$ 3,593.91	\$ 3,547.46	-1.29%	\$ 9,541.68	\$ 9,495.23	-0.49%
MGS-S Customer 1999	\$ 3,856.08	-3.34%	\$ 10,490.46	\$ 10,357.36	-1.27%	\$ 36,841.95	\$ 36,708.85	-0.36%
MGS-S Customer 2000	\$ 1,388.35	-2.35%	\$ 2,558.46	\$ 2,525.05	-1.31%	\$ 5,648.15	\$ 5,614.74	-0.59%
MGS-S Customer 2001	\$ 1,216.00	-2.54%	\$ 2,446.35	\$ 2,414.72	-1.29%	\$ 6,414.96	\$ 6,383.33	-0.49%
MGS-S Customer 2002	\$ 2,015.30	-2.82%	\$ 4,519.60	\$ 4,461.03	-1.30%	\$ 11,270.30	\$ 11,211.73	-0.52%
MGS-S Customer 2003	\$ 3,118.06	-3.21%	\$ 8,092.72	\$ 7,989.46	-1.28%	\$ 26,299.72	\$ 26,196.46	-0.39%
MGS-S Customer 2004	\$ 2,057.18	-2.84%	\$ 4,625.14	\$ 4,564.93	-1.30%	\$ 10,457.16	\$ 10,396.95	-0.58%
MGS-S Customer 2005	\$ 961.28	-1.63%	\$ 1,199.78	\$ 1,183.81	-1.33%	\$ 1,398.94	\$ 1,382.97	-1.14%
MGS-S Customer 2006	\$ 3,652.93	-3.31%	\$ 10,011.96	\$ 9,887.04	-1.25%	\$ 42,938.18	\$ 42,813.26	-0.29%
MGS-S Customer 2007	\$ 2,515.04	-3.04%	\$ 6,093.49	\$ 6,014.69	-1.29%	\$ 15,874.46	\$ 15,795.66	-0.50%
MGS-S Customer 2008	\$ 1,747.87	-2.65%	\$ 3,679.12	\$ 3,631.47	-1.30%	\$ 9,113.39	\$ 9,065.74	-0.52%
MGS-S Customer 2009	\$ 8,273.49	-3.63%	\$ 25,057.36	\$ 24,745.29	-1.25%	\$ 109,882.14	\$ 109,570.07	-0.28%
MGS-S Customer 2010	\$ 5,245.48	-3.48%	\$ 14,651.50	\$ 14,462.17	-1.29%	\$ 38,939.38	\$ 38,750.05	-0.49%
MGS-S Customer 2011	\$ 1,210.85	-2.12%	\$ 1,980.43	\$ 1,954.26	-1.32%	\$ 3,159.63	\$ 3,133.46	-0.83%
MGS-S Customer 2012	\$ 895.16	-2.04%	\$ 1,422.02	\$ 1,403.39	-1.31%	\$ 2,806.90	\$ 2,788.27	-0.66%
MGS-S Customer 2013	\$ 2,635.68	-3.08%	\$ 6,636.30	\$ 6,552.43	-1.26%	\$ 24,644.25	\$ 24,560.38	-0.34%
MGS-S Customer 2014	\$ 4,828.91	-3.45%	\$ 13,527.09	\$ 13,354.53	-1.28%	\$ 44,250.30	\$ 44,077.74	-0.39%
MGS-S Customer 2015	\$ 850.47	-1.34%	\$ 1,037.57	\$ 1,026.06	-1.11%	\$ 9,644.82	\$ 9,633.31	-0.12%
MGS-S Customer 2016	\$ 1,740.55	-2.66%	\$ 3,632.69	\$ 3,585.19	-1.31%	\$ 7,536.39	\$ 7,488.89	-0.63%
MGS-S Customer 2017	\$ 3,345.15	-3.41%	\$ 9,259.60	\$ 9,141.67	-1.27%	\$ 31,115.95	\$ 30,998.02	-0.38%
MGS-S Customer 2018	\$ 972.54	-1.66%	\$ 1,237.12	\$ 1,220.68	-1.33%	\$ 1,566.20	\$ 1,549.76	-1.05%
MGS-S Customer 2019	\$ 3,824.48	-3.33%	\$ 10,274.02	\$ 10,142.18	-1.28%	\$ 30,651.23	\$ 30,519.39	-0.43%
MGS-S Customer 2020	\$ 4,238.62	-3.50%	\$ 12,077.17	\$ 11,923.44	-1.27%	\$ 40,416.27	\$ 40,262.54	-0.38%
MGS-S Customer 2021	\$ 3,304.89	-3.24%	\$ 8,591.11	\$ 8,480.28	-1.29%	\$ 23,493.38	\$ 23,382.55	-0.47%
MGS-S Customer 2022	\$ 1,131.64	-1.98%	\$ 1,749.33	\$ 1,726.44	-1.31%	\$ 3,550.35	\$ 3,527.46	-0.64%
MGS-S Customer 2023	\$ 1,632.32	-2.55%	\$ 3,218.30	\$ 3,175.61	-1.33%	\$ 3,922.16	\$ 3,879.47	-1.09%
MGS-S Customer 2024	\$ 3,429.70	-3.26%	\$ 8,983.21	\$ 8,867.65	-1.29%	\$ 25,400.61	\$ 25,285.05	-0.45%
MGS-S Customer 2025	\$ 1,641.80	-2.88%	\$ 3,765.31	\$ 3,716.60	-1.29%	\$ 9,615.15	\$ 9,566.44	-0.51%
MGS-S Customer 2026	\$ 3,355.86	-3.25%	\$ 8,652.42	\$ 8,539.53	-1.30%	\$ 19,027.56	\$ 18,914.67	-0.59%
MGS-S Customer 2027	\$ 1,827.73	-2.72%	\$ 3,939.65	\$ 3,888.61	-1.30%	\$ 9,940.78	\$ 9,889.74	-0.51%
MGS-S Customer 2028	\$ 704.82	-1.52%	\$ 823.79	\$ 812.89	-1.32%	\$ 1,152.87	\$ 1,141.97	-0.95%
MGS-S Customer 2029	\$ 2,385.91	-3.18%	\$ 6,021.96	\$ 5,943.55	-1.30%	\$ 13,152.01	\$ 13,073.60	-0.60%
MGS-S Customer 2030	\$ 1,853.71	-2.99%	\$ 4,369.41	\$ 4,312.26	-1.31%	\$ 8,738.85	\$ 8,681.70	-0.65%
MGS-S Customer 2031	\$ 1,779.17	-2.68%	\$ 3,922.00	\$ 3,873.08	-1.25%	\$ 16,636.58	\$ 16,587.66	-0.29%
MGS-S Customer 2032	\$ 1,688.54	-2.62%	\$ 3,524.56	\$ 3,479.11	-1.29%	\$ 9,695.14	\$ 9,649.69	-0.47%
MGS-S Customer 2033	\$ 2,109.34	-2.87%	\$ 4,856.35	\$ 4,793.97	-1.28%	\$ 14,148.27	\$ 14,085.89	-0.44%
MGS-S Customer 2034	\$ 1,996.01	-2.82%	\$ 4,551.48	\$ 4,493.59	-1.27%	\$ 15,479.31	\$ 15,421.42	-0.37%
MGS-S Customer 2035	\$ 653.27	-1.34%	\$ 914.65	\$ 905.81	-0.97%	\$ 13,294.20	\$ 13,285.36	-0.07%
MGS-S Customer 2036	\$ 11,944.47	-3.73%	\$ 36,589.08	\$ 36,126.07	-1.27%	\$ 136,421.25	\$ 135,958.24	-0.34%
MGS-S Customer 2037	\$ 5,206.19	-3.57%	\$ 15,189.78	\$ 14,996.75	-1.27%	\$ 52,279.77	\$ 52,086.74	-0.37%

Customer	Distribution 8/25 Prices	Distribution % Difference	Delivery 1/25 Prices	Delivery 8/25 Prices	Delivery % Difference	Bundled 1/25 Prices	Bundled 8/25 Prices	Bundled % Difference
MGS-S Customer 2038	\$ 2,521.44	-3.05%	\$ 6,143.99	\$ 6,064.77	-1.29%	\$ 17,056.17	\$ 16,976.95	-0.46%
MGS-S Customer 2039	\$ 9,756.95	-3.67%	\$ 29,459.02	\$ 29,086.95	-1.26%	\$ 110,110.89	\$ 109,738.82	-0.34%
MGS-S Customer 2040	\$ 1,166.88	-2.05%	\$ 1,888.51	\$ 1,864.12	-1.29%	\$ 5,106.17	\$ 5,081.78	-0.48%
MGS-S Customer 2041	\$ 1,985.47	-2.82%	\$ 4,582.88	\$ 4,525.18	-1.26%	\$ 18,020.29	\$ 17,962.59	-0.32%
MGS-S Customer 2042	\$ 14,276.06	-3.75%	\$ 43,761.30	\$ 43,205.53	-1.27%	\$ 153,317.30	\$ 152,761.53	-0.36%
MGS-S Customer 2043	\$ 2,020.46	-2.83%	\$ 4,578.73	\$ 4,519.87	-1.29%	\$ 13,263.80	\$ 13,204.94	-0.44%
MGS-S Customer 2044	\$ 10,620.33	-3.67%	\$ 32,259.40	\$ 31,854.33	-1.26%	\$ 126,904.00	\$ 126,498.93	-0.32%
MGS-S Customer 2045	\$ 5,354.57	-3.48%	\$ 15,137.43	\$ 14,944.10	-1.28%	\$ 48,052.79	\$ 47,859.46	-0.40%
MGS-S Customer 2046	\$ 1,010.43	-1.74%	\$ 1,351.15	\$ 1,333.22	-1.33%	\$ 1,744.22	\$ 1,726.29	-1.03%
MGS-S Customer 2047	\$ 850.47	-1.34%	\$ 991.49	\$ 979.98	-1.16%	\$ 7,339.75	\$ 7,328.24	-0.16%
MGS-S Customer 2048	\$ 733.98	-1.62%	\$ 917.36	\$ 905.25	-1.32%	\$ 1,456.68	\$ 1,444.57	-0.83%
MGS-S Customer 2049	\$ 2,671.14	-3.10%	\$ 6,723.25	\$ 6,637.78	-1.27%	\$ 23,360.04	\$ 23,274.57	-0.37%
MGS-S Customer 2050	\$ 1,753.09	-2.67%	\$ 3,684.16	\$ 3,636.04	-1.31%	\$ 7,971.33	\$ 7,923.21	-0.60%
MGS-S Customer 2051	\$ 899.19	-1.48%	\$ 1,018.02	\$ 1,004.54	-1.32%	\$ 1,451.31	\$ 1,437.83	-0.93%
MGS-S Customer 2052	\$ 1,906.80	-3.03%	\$ 4,653.11	\$ 4,593.54	-1.28%	\$ 14,391.80	\$ 14,332.23	-0.41%
MGS-S Customer 2053	\$ 4,409.44	-3.52%	\$ 12,654.18	\$ 12,493.26	-1.27%	\$ 43,264.27	\$ 43,103.35	-0.37%
MGS-S Customer 2054	\$ 2,930.46	-3.16%	\$ 7,429.02	\$ 7,333.34	-1.29%	\$ 20,896.59	\$ 20,800.91	-0.46%
MGS-S Customer 2055	\$ 2,373.61	-2.99%	\$ 5,660.42	\$ 5,587.17	-1.29%	\$ 14,746.67	\$ 14,673.42	-0.50%
MGS-S Customer 2056	\$ 653.27	-1.34%	\$ 662.34	\$ 653.50	-1.33%	\$ 673.88	\$ 665.04	-1.31%
MGS-S Customer 2057	\$ 653.27	-1.34%	\$ 668.77	\$ 659.93	-1.32%	\$ 995.56	\$ 986.72	-0.89%
MGS-S Customer 2058	\$ 749.29	-1.67%	\$ 968.23	\$ 955.48	-1.32%	\$ 1,679.06	\$ 1,666.31	-0.76%
MGS-S Customer 2059	\$ 10,962.95	-3.70%	\$ 33,687.17	\$ 33,265.91	-1.25%	\$ 141,803.45	\$ 141,382.19	-0.30%
MGS-S Customer 2060	\$ 3,645.34	-3.31%	\$ 9,875.35	\$ 9,750.69	-1.26%	\$ 37,115.81	\$ 36,991.15	-0.34%
MGS-S Customer 2061	\$ 4,665.42	-3.44%	\$ 12,960.00	\$ 12,793.76	-1.28%	\$ 39,396.04	\$ 39,229.80	-0.42%
MGS-S Customer 2062	\$ 726.33	-1.60%	\$ 884.55	\$ 872.74	-1.34%	\$ 911.97	\$ 900.16	-1.29%
MGS-S Customer 2063	\$ 3,762.84	-3.32%	\$ 10,135.30	\$ 10,006.18	-1.27%	\$ 33,421.21	\$ 33,292.09	-0.39%
MGS-S Customer 2064	\$ 3,208.25	-3.22%	\$ 8,348.48	\$ 8,241.64	-1.28%	\$ 25,887.95	\$ 25,781.11	-0.41%
MGS-S Customer 2065	\$ 2,352.10	-3.19%	\$ 6,015.20	\$ 5,937.61	-1.29%	\$ 16,490.66	\$ 16,413.07	-0.47%
MGS-S Customer 2066	\$ 3,162.30	-3.21%	\$ 8,190.82	\$ 8,085.84	-1.28%	\$ 24,803.61	\$ 24,698.63	-0.42%
MGS-S Customer 2067	\$ 1,721.72	-2.93%	\$ 4,015.02	\$ 3,963.03	-1.29%	\$ 10,145.84	\$ 10,093.85	-0.51%
MGS-S Customer 2068	\$ 1,740.60	-2.65%	\$ 3,636.18	\$ 3,588.75	-1.30%	\$ 7,863.14	\$ 7,815.71	-0.60%
MGS-S Customer 2069	\$ 3,037.67	-3.19%	\$ 7,818.37	\$ 7,718.41	-1.28%	\$ 24,601.42	\$ 24,501.46	-0.41%
MGS-S Customer 2070	\$ 2,968.18	-3.34%	\$ 8,006.53	\$ 7,904.01	-1.28%	\$ 24,737.13	\$ 24,634.61	-0.41%
MGS-S Customer 2071	\$ 4,070.22	-3.37%	\$ 11,155.56	\$ 11,013.82	-1.27%	\$ 38,428.01	\$ 38,286.27	-0.37%
MGS-S Customer 2072	\$ 4,403.94	-3.41%	\$ 12,252.51	\$ 12,097.22	-1.27%	\$ 43,697.87	\$ 43,542.58	-0.36%
MGS-S Customer 2073	\$ 4,112.55	-3.37%	\$ 11,288.27	\$ 11,144.74	-1.27%	\$ 38,601.86	\$ 38,458.33	-0.37%
MGS-S Customer 2074	\$ 1,309.22	-2.24%	\$ 2,281.51	\$ 2,251.52	-1.31%	\$ 4,046.31	\$ 4,016.32	-0.74%
MGS-S Customer 2075	\$ 1,460.00	-2.43%	\$ 2,769.46	\$ 2,733.17	-1.31%	\$ 5,621.48	\$ 5,585.19	-0.65%
MGS-S Customer 2076	\$ 1,266.32	-2.58%	\$ 2,542.47	\$ 2,508.93	-1.32%	\$ 4,078.17	\$ 4,044.63	-0.82%
MGS-S Customer 2077	\$ 964.52	-2.18%	\$ 1,618.70	\$ 1,597.19	-1.33%	\$ 2,176.31	\$ 2,154.80	-0.99%

Customer	Distribution 8/25 Prices	Distribution % Difference	Delivery 1/25 Prices	Delivery 8/25 Prices	Delivery % Difference	Bundled 1/25 Prices	Bundled 8/25 Prices	Bundled % Difference
MGS-S Customer 2078	\$ 653.27	-1.34%	\$ 909.86	\$ 901.02	-0.97%	\$ 13,054.37	\$ 13,045.53	-0.07%
MGS-S Customer 2079	\$ 1,884.95	-3.02%	\$ 4,518.32	\$ 4,459.68	-1.30%	\$ 11,008.50	\$ 10,949.86	-0.53%
MGS-S Customer 2080	\$ 850.47	-1.34%	\$ 863.75	\$ 852.24	-1.33%	\$ 950.13	\$ 938.62	-1.21%
MGS-S Customer 2081	\$ 906.72	-2.07%	\$ 1,466.88	\$ 1,447.72	-1.31%	\$ 3,185.41	\$ 3,166.25	-0.60%
MGS-S Customer 2082	\$ 2,393.27	-3.33%	\$ 5,333.07	\$ 5,250.75	-1.54%	\$ 19,584.03	\$ 19,501.71	-0.42%
MGS-S Customer 2083	\$ 1,781.17	-2.97%	\$ 4,163.41	\$ 4,108.89	-1.31%	\$ 8,461.21	\$ 8,406.69	-0.64%
MGS-S Customer 2084	\$ 1,668.76	-2.90%	\$ 3,856.37	\$ 3,806.44	-1.29%	\$ 9,876.01	\$ 9,826.08	-0.51%
MGS-S Customer 2085	\$ 876.09	-2.00%	\$ 1,375.92	\$ 1,358.05	-1.30%	\$ 3,310.98	\$ 3,293.11	-0.54%
MGS-S Customer 2086	\$ 4,438.76	-3.40%	\$ 12,139.94	\$ 11,983.48	-1.29%	\$ 33,475.25	\$ 33,318.79	-0.47%
MGS-S Customer 2087	\$ 7,061.01	-3.58%	\$ 21,013.28	\$ 20,751.24	-1.25%	\$ 89,754.30	\$ 89,492.26	-0.29%
MGS-S Customer 2088	\$ 1,253.22	-2.59%	\$ 2,744.94	\$ 2,711.68	-1.21%	\$ 15,533.33	\$ 15,500.07	-0.21%
MGS-S Customer 2089	\$ 850.47	-1.34%	\$ 1,055.83	\$ 1,044.32	-1.09%	\$ 10,558.00	\$ 10,546.49	-0.11%
MGS-S Customer 2090	\$ 4,789.97	-3.44%	\$ 13,281.61	\$ 13,111.04	-1.28%	\$ 38,744.13	\$ 38,573.56	-0.44%
MGS-S Customer 2091	\$ 889.08	-2.03%	\$ 1,409.39	\$ 1,391.00	-1.30%	\$ 3,050.22	\$ 3,031.83	-0.60%
MGS-S Customer 2092	\$ 1,820.50	-2.71%	\$ 3,921.15	\$ 3,870.42	-1.29%	\$ 10,132.52	\$ 10,081.79	-0.50%
MGS-S Customer 2093	\$ 850.47	-1.34%	\$ 1,229.58	\$ 1,218.07	-0.94%	\$ 19,248.73	\$ 19,237.22	-0.06%
MGS-S Customer 2094	\$ 1,305.59	-2.25%	\$ 2,476.36	\$ 2,446.32	-1.21%	\$ 13,862.39	\$ 13,832.35	-0.22%
MGS-S Customer 2095	\$ 9,146.77	-3.66%	\$ 27,129.91	\$ 26,782.36	-1.28%	\$ 83,695.00	\$ 83,347.45	-0.42%
MGS-S Customer 2096	\$ 1,613.53	-2.57%	\$ 3,181.69	\$ 3,139.12	-1.34%	\$ 3,300.52	\$ 3,257.95	-1.29%
MGS-S Customer 2097	\$ 8,232.12	-3.63%	\$ 26,532.99	\$ 26,222.96	-1.17%	\$ 190,707.03	\$ 190,397.00	-0.16%
MGS-S Customer 2098	\$ 812.19	-1.85%	\$ 1,145.30	\$ 1,129.99	-1.34%	\$ 1,172.72	\$ 1,157.41	-1.31%
MGS-S Customer 2099	\$ 653.27	-1.34%	\$ 662.11	\$ 653.27	-1.34%	\$ 662.11	\$ 653.27	-1.34%
MGS-S Customer 2100	\$ 2,028.79	-2.84%	\$ 4,525.98	\$ 4,466.74	-1.31%	\$ 9,279.35	\$ 9,220.11	-0.64%
MGS-S Customer 2101	\$ 2,462.03	-3.02%	\$ 5,944.89	\$ 5,868.14	-1.29%	\$ 16,058.37	\$ 15,981.62	-0.48%
MGS-S Customer 2102	\$ 4,621.37	-3.43%	\$ 12,785.77	\$ 12,621.68	-1.28%	\$ 38,115.74	\$ 37,951.65	-0.43%
MGS-S Customer 2103	\$ 3,816.16	-3.33%	\$ 10,307.82	\$ 10,176.32	-1.28%	\$ 33,599.33	\$ 33,467.83	-0.39%
MGS-S Customer 2104	\$ 3,892.15	-3.34%	\$ 10,555.61	\$ 10,421.11	-1.27%	\$ 34,912.05	\$ 34,777.55	-0.39%
MGS-S Customer 2105	\$ 653.27	-1.34%	\$ 905.39	\$ 896.54	-0.98%	\$ 12,830.75	\$ 12,821.90	-0.07%
MGS-S Customer 2106	\$ 964.61	-1.65%	\$ 1,228.84	\$ 1,212.68	-1.32%	\$ 2,220.65	\$ 2,204.49	-0.73%
MGS-S Customer 2107	\$ 790.88	-1.79%	\$ 1,316.21	\$ 1,301.76	-1.10%	\$ 12,893.63	\$ 12,879.18	-0.11%
MGS-S Customer 2108	\$ 3,898.54	-3.47%	\$ 10,954.88	\$ 10,814.74	-1.28%	\$ 34,304.09	\$ 34,163.95	-0.41%
MGS-S Customer 2109	\$ 1,873.01	-3.00%	\$ 4,754.62	\$ 4,696.73	-1.22%	\$ 25,247.12	\$ 25,189.23	-0.23%
MGS-S Customer 2110	\$ 1,265.60	-2.60%	\$ 2,900.49	\$ 2,866.72	-1.16%	\$ 21,469.94	\$ 21,436.17	-0.16%
MGS-S Customer 2111	\$ 2,547.70	-3.25%	\$ 6,675.90	\$ 6,590.36	-1.28%	\$ 20,435.07	\$ 20,349.53	-0.42%
MGS-S Customer 2112	\$ 1,221.12	-2.13%	\$ 2,231.91	\$ 2,205.31	-1.19%	\$ 14,209.48	\$ 14,182.88	-0.19%
MGS-S Customer 2113	\$ 1,224.37	-2.13%	\$ 2,011.16	\$ 1,984.46	-1.33%	\$ 2,756.16	\$ 2,729.46	-0.97%
MGS-S Customer 2114	\$ 947.28	-2.15%	\$ 1,585.41	\$ 1,564.60	-1.31%	\$ 3,076.78	\$ 3,055.97	-0.68%
MGS-S Customer 2115	\$ 1,241.87	-2.52%	\$ 2,466.41	\$ 2,434.33	-1.30%	\$ 5,057.91	\$ 5,025.83	-0.63%
MGS-S Customer 2116	\$ 890.11	-2.03%	\$ 1,570.65	\$ 1,552.17	-1.18%	\$ 10,849.66	\$ 10,831.18	-0.17%
MGS-S Customer 2117	\$ 6,049.86	-3.54%	\$ 17,438.45	\$ 17,216.40	-1.27%	\$ 58,612.68	\$ 58,390.63	-0.38%

Customer	Distribution 8/25 Prices	Distribution % Difference	Delivery 1/25 Prices	Delivery 8/25 Prices	Delivery % Difference	Bundled 1/25 Prices	Bundled 8/25 Prices	Bundled % Difference
MGS-S Customer 2118	\$ 2,485.33	-3.03%	\$ 5,885.19	\$ 5,807.48	-1.32%	\$ 9,580.59	\$ 9,502.88	-0.81%
MGS-S Customer 2119	\$ 5,534.14	-3.51%	\$ 15,607.42	\$ 15,406.19	-1.29%	\$ 43,382.63	\$ 43,181.40	-0.46%
MGS-S Customer 2120	\$ 2,783.20	-3.14%	\$ 7,669.98	\$ 7,579.81	-1.18%	\$ 53,681.10	\$ 53,590.93	-0.17%
MGS-S Customer 2121	\$ 1,859.06	-2.73%	\$ 4,071.05	\$ 4,018.79	-1.28%	\$ 11,968.95	\$ 11,916.69	-0.44%
MGS-S Customer 2122	\$ 1,890.58	-3.02%	\$ 4,626.13	\$ 4,567.22	-1.27%	\$ 15,465.30	\$ 15,406.39	-0.38%
MGS-S Customer 2123	\$ 1,393.82	-2.35%	\$ 2,577.17	\$ 2,543.70	-1.30%	\$ 6,151.34	\$ 6,117.87	-0.54%
MGS-S Customer 2124	\$ 653.27	-1.34%	\$ 980.10	\$ 971.25	-0.90%	\$ 16,567.61	\$ 16,558.76	-0.05%
MGS-S Customer 2125	\$ 1,425.59	-2.44%	\$ 2,592.34	\$ 2,556.71	-1.37%	\$ 3,954.36	\$ 3,918.73	-0.90%
MGS-S Customer 2126	\$ 1,141.80	-2.00%	\$ 1,772.00	\$ 1,748.71	-1.31%	\$ 3,202.70	\$ 3,179.41	-0.73%
MGS-S Customer 2127	\$ 5,306.13	-3.49%	\$ 15,073.44	\$ 14,881.79	-1.27%	\$ 51,363.58	\$ 51,171.93	-0.37%
MGS-S Customer 2128	\$ 1,705.98	-2.63%	\$ 3,540.77	\$ 3,494.71	-1.30%	\$ 8,157.02	\$ 8,110.96	-0.56%
MGS-S Customer 2129	\$ 1,602.77	-2.86%	\$ 3,668.54	\$ 3,621.29	-1.29%	\$ 10,273.78	\$ 10,226.53	-0.46%
MGS-S Customer 2130	\$ 5,689.26	-3.61%	\$ 16,751.27	\$ 16,538.48	-1.27%	\$ 58,219.84	\$ 58,007.05	-0.37%
MGS-S Customer 2131	\$ 6,344.93	-3.63%	\$ 18,894.86	\$ 18,655.52	-1.27%	\$ 68,174.49	\$ 67,935.15	-0.35%
MGS-S Customer 2132	\$ 1,642.68	-2.89%	\$ 3,819.11	\$ 3,770.24	-1.28%	\$ 11,871.84	\$ 11,822.97	-0.41%
MGS-S Customer 2133	\$ 5,141.20	-3.51%	\$ 14,035.00	\$ 13,847.86	-1.33%	\$ 30,205.59	\$ 30,018.45	-0.62%
MGS-S Customer 2134	\$ 2,452.62	-3.02%	\$ 5,815.98	\$ 5,739.62	-1.31%	\$ 11,034.86	\$ 10,958.50	-0.69%
MGS-S Customer 2135	\$ 974.73	-1.67%	\$ 1,249.45	\$ 1,232.88	-1.33%	\$ 1,746.27	\$ 1,729.70	-0.95%
MGS-S Customer 2136	\$ 2,513.14	-3.24%	\$ 6,573.68	\$ 6,489.57	-1.28%	\$ 20,524.70	\$ 20,440.59	-0.41%
MGS-S Customer 2137	\$ 907.03	-2.07%	\$ 1,632.32	\$ 1,613.14	-1.18%	\$ 11,414.43	\$ 11,395.25	-0.17%
MGS-S Customer 2138	\$ 2,579.84	-3.06%	\$ 6,216.97	\$ 6,135.41	-1.31%	\$ 12,104.63	\$ 12,023.07	-0.67%
MGS-S Customer 2139	\$ 2,257.30	-2.94%	\$ 5,268.71	\$ 5,200.30	-1.30%	\$ 12,740.18	\$ 12,671.77	-0.54%
MGS-S Customer 2140	\$ 2,627.99	-3.09%	\$ 6,507.07	\$ 6,423.22	-1.29%	\$ 18,619.02	\$ 18,535.17	-0.45%
MGS-S Customer 2141	\$ 1,796.46	-2.71%	\$ 4,350.12	\$ 4,300.11	-1.15%	\$ 34,514.13	\$ 34,464.12	-0.14%
MGS-S Customer 2142	\$ 3,423.54	-3.27%	\$ 8,830.95	\$ 8,715.24	-1.31%	\$ 17,716.09	\$ 17,600.38	-0.65%
MGS-S Customer 2143	\$ 1,446.20	-2.40%	\$ 2,751.07	\$ 2,715.45	-1.29%	\$ 7,006.25	\$ 6,970.63	-0.51%
MGS-S Customer 2144	\$ 850.47	-1.34%	\$ 923.87	\$ 912.36	-1.25%	\$ 3,957.34	\$ 3,945.83	-0.29%
MGS-S Customer 2145	\$ 10,515.41	-3.69%	\$ 31,804.66	\$ 31,402.02	-1.27%	\$ 115,267.41	\$ 114,864.77	-0.35%
MGS-S Customer 2146	\$ 4,276.19	-3.40%	\$ 11,639.81	\$ 11,489.39	-1.29%	\$ 31,265.74	\$ 31,115.32	-0.48%
MGS-S Customer 2147	\$ 2,403.80	-3.21%	\$ 6,286.46	\$ 6,206.81	-1.27%	\$ 22,470.77	\$ 22,391.12	-0.35%
MGS-S Customer 2148	\$ 753.37	-1.69%	\$ 1,087.48	\$ 1,074.57	-1.19%	\$ 7,037.30	\$ 7,024.39	-0.18%
MGS-S Customer 2149	\$ 653.27	-1.34%	\$ 662.11	\$ 653.27	-1.34%	\$ 662.11	\$ 653.27	-1.34%
MGS-S Customer 2150	\$ 3,108.42	-3.20%	\$ 8,057.98	\$ 7,955.19	-1.28%	\$ 26,193.91	\$ 26,091.12	-0.39%
MGS-S Customer 2151	\$ 2,163.34	-2.90%	\$ 4,982.73	\$ 4,918.02	-1.30%	\$ 12,119.41	\$ 12,054.70	-0.53%
MGS-S Customer 2152	\$ 3,884.75	-3.34%	\$ 10,482.98	\$ 10,348.59	-1.28%	\$ 31,909.70	\$ 31,775.31	-0.42%
MGS-S Customer 2153	\$ 1,325.63	-2.64%	\$ 2,737.72	\$ 2,701.76	-1.31%	\$ 4,997.17	\$ 4,961.21	-0.72%
MGS-S Customer 2154	\$ 2,086.67	-2.86%	\$ 4,736.34	\$ 4,674.83	-1.30%	\$ 11,400.20	\$ 11,338.69	-0.54%
MGS-S Customer 2155	\$ 1,528.92	-2.48%	\$ 3,013.32	\$ 2,974.39	-1.29%	\$ 7,949.51	\$ 7,910.58	-0.49%
MGS-S Customer 2156	\$ 3,455.25	-3.27%	\$ 9,253.57	\$ 9,136.67	-1.26%	\$ 34,353.98	\$ 34,237.08	-0.34%
MGS-S Customer 2157	\$ 1,065.96	-2.35%	\$ 2,193.54	\$ 2,167.90	-1.17%	\$ 15,828.17	\$ 15,802.53	-0.16%

Customer	Distribution 8/25 Prices	Distribution % Difference	Delivery 1/25 Prices	Delivery 8/25 Prices	Delivery % Difference	Bundled 1/25 Prices	Bundled 8/25 Prices	Bundled % Difference
MGS-S Customer 2158	\$ 880.87	-2.01%	\$ 1,577.44	\$ 1,559.33	-1.15%	\$ 12,563.78	\$ 12,545.67	-0.14%
MGS-S Customer 2159	\$ 2,881.50	-3.15%	\$ 7,350.26	\$ 7,256.56	-1.27%	\$ 24,215.58	\$ 24,121.88	-0.39%
MGS-S Customer 2160	\$ 2,119.91	-2.89%	\$ 4,837.02	\$ 4,773.86	-1.31%	\$ 10,746.74	\$ 10,683.58	-0.59%
MGS-S Customer 2161	\$ 1,739.43	-2.66%	\$ 3,633.58	\$ 3,586.02	-1.31%	\$ 7,491.46	\$ 7,443.90	-0.63%
MGS-S Customer 2162	\$ 1,487.39	-2.45%	\$ 2,827.19	\$ 2,789.76	-1.32%	\$ 4,353.87	\$ 4,316.44	-0.86%
MGS-S Customer 2163	\$ 1,915.53	-2.77%	\$ 4,175.01	\$ 4,120.33	-1.31%	\$ 8,470.98	\$ 8,416.30	-0.65%
MGS-S Customer 2164	\$ 1,058.52	-1.85%	\$ 1,506.67	\$ 1,486.69	-1.33%	\$ 2,137.41	\$ 2,117.43	-0.93%
MGS-S Customer 2165	\$ 1,758.05	-2.67%	\$ 3,739.53	\$ 3,691.28	-1.29%	\$ 10,188.57	\$ 10,140.32	-0.47%
MGS-S Customer 2166	\$ 3,289.54	-3.24%	\$ 8,623.67	\$ 8,513.44	-1.28%	\$ 27,347.71	\$ 27,237.48	-0.40%
MGS-S Customer 2167	\$ 1,678.83	-2.61%	\$ 3,559.25	\$ 3,514.19	-1.27%	\$ 12,864.88	\$ 12,819.82	-0.35%
MGS-S Customer 2168	\$ 653.27	-1.34%	\$ 866.44	\$ 857.59	-1.02%	\$ 10,882.45	\$ 10,873.60	-0.08%
MGS-S Customer 2169	\$ 3,198.63	-3.22%	\$ 8,209.80	\$ 8,103.38	-1.30%	\$ 20,463.44	\$ 20,357.02	-0.52%
MGS-S Customer 2170	\$ 653.27	-1.34%	\$ 830.64	\$ 821.80	-1.06%	\$ 9,091.90	\$ 9,083.06	-0.10%
MGS-S Customer 2171	\$ 1,386.80	-2.35%	\$ 2,517.07	\$ 2,483.73	-1.32%	\$ 3,808.59	\$ 3,775.25	-0.88%
MGS-S Customer 2172	\$ 1,764.35	-2.68%	\$ 3,732.68	\$ 3,684.05	-1.30%	\$ 8,609.45	\$ 8,560.82	-0.56%
MGS-S Customer 2173	\$ 927.00	-2.11%	\$ 1,506.44	\$ 1,486.45	-1.33%	\$ 2,145.40	\$ 2,125.41	-0.93%
MGS-S Customer 2174	\$ 1,672.35	-2.61%	\$ 3,455.95	\$ 3,411.17	-1.30%	\$ 8,690.48	\$ 8,645.70	-0.52%
MGS-S Customer 2175	\$ 2,216.69	-2.92%	\$ 5,199.55	\$ 5,132.82	-1.28%	\$ 15,393.24	\$ 15,326.51	-0.43%
MGS-S Customer 2176	\$ 1,600.82	-2.55%	\$ 3,207.19	\$ 3,165.28	-1.31%	\$ 6,806.72	\$ 6,764.81	-0.62%
MGS-S Customer 2177	\$ 653.27	-1.34%	\$ 863.12	\$ 854.28	-1.02%	\$ 10,716.76	\$ 10,707.92	-0.08%
MGS-S Customer 2178	\$ 850.47	-1.34%	\$ 861.98	\$ 850.47	-1.34%	\$ 861.98	\$ 850.47	-1.34%
MGS-S Customer 2179	\$ 6,779.76	-3.58%	\$ 19,407.75	\$ 19,156.33	-1.30%	\$ 49,292.04	\$ 49,040.62	-0.51%
MGS-S Customer 2180	\$ 2,424.33	-3.01%	\$ 5,739.63	\$ 5,664.34	-1.31%	\$ 11,224.74	\$ 11,149.45	-0.67%
MGS-S Customer 2181	\$ 17,312.77	-4.01%	\$ 49,597.62	\$ 48,874.19	-1.46%	\$ 133,640.83	\$ 132,917.40	-0.54%
MGS-S Customer 2182	\$ 1,592.17	-2.55%	\$ 3,589.25	\$ 3,547.55	-1.16%	\$ 26,866.24	\$ 26,824.54	-0.16%
MGS-S Customer 2183	\$ 2,057.03	-3.09%	\$ 5,106.42	\$ 5,040.76	-1.29%	\$ 14,786.61	\$ 14,720.95	-0.44%
MGS-S Customer 2184	\$ 2,320.64	-3.18%	\$ 6,009.84	\$ 5,933.62	-1.27%	\$ 21,133.89	\$ 21,057.67	-0.36%
MGS-S Customer 2185	\$ 1,964.92	-2.79%	\$ 4,315.84	\$ 4,259.49	-1.31%	\$ 8,983.05	\$ 8,926.70	-0.63%
MGS-S Customer 2186	\$ 850.47	-1.34%	\$ 1,027.23	\$ 1,015.72	-1.12%	\$ 9,127.38	\$ 9,115.87	-0.13%
MGS-S Customer 2187	\$ 1,594.94	-2.85%	\$ 3,631.93	\$ 3,585.22	-1.29%	\$ 10,145.53	\$ 10,098.82	-0.46%
MGS-S Customer 2188	\$ 1,309.05	-2.24%	\$ 2,326.70	\$ 2,296.66	-1.29%	\$ 6,176.01	\$ 6,145.97	-0.49%
MGS-S Customer 2189	\$ 926.02	-1.55%	\$ 1,099.89	\$ 1,085.30	-1.33%	\$ 1,516.38	\$ 1,501.79	-0.96%
MGS-S Customer 2190	\$ 2,232.60	-2.92%	\$ 5,183.82	\$ 5,116.70	-1.29%	\$ 12,863.25	\$ 12,796.13	-0.52%
MGS-S Customer 2191	\$ 1,362.79	-2.68%	\$ 2,943.97	\$ 2,906.46	-1.27%	\$ 9,679.58	\$ 9,642.07	-0.39%
MGS-S Customer 2192	\$ 3,821.63	-3.35%	\$ 10,178.45	\$ 10,046.15	-1.30%	\$ 24,881.90	\$ 24,749.60	-0.53%
MGS-S Customer 2193	\$ 1,246.48	-2.56%	\$ 2,492.38	\$ 2,459.65	-1.31%	\$ 4,533.81	\$ 4,501.08	-0.72%
MGS-S Customer 2194	\$ 1,021.91	-2.27%	\$ 1,830.32	\$ 1,806.58	-1.30%	\$ 4,471.64	\$ 4,447.90	-0.53%
MGS-S Customer 2195	\$ 1,830.31	-2.99%	\$ 4,400.40	\$ 4,343.94	-1.28%	\$ 13,135.97	\$ 13,079.51	-0.43%
MGS-S Customer 2196	\$ 1,085.98	-1.90%	\$ 1,617.72	\$ 1,596.66	-1.30%	\$ 3,688.18	\$ 3,667.12	-0.57%
MGS-S Customer 2197	\$ 3,885.01	-3.34%	\$ 10,269.34	\$ 10,135.09	-1.31%	\$ 21,540.31	\$ 21,406.06	-0.62%

Customer	Distribution 8/25 Prices	Distribution % Difference	Delivery 1/25 Prices	Delivery 8/25 Prices	Delivery % Difference	Bundled 1/25 Prices	Bundled 8/25 Prices	Bundled % Difference
MGS-S Customer 2198	\$ 1,473.39	-2.44%	\$ 2,949.66	\$ 2,912.79	-1.25%	\$ 12,556.95	\$ 12,520.08	-0.29%
MGS-S Customer 2199	\$ 1,439.77	-2.40%	\$ 2,773.15	\$ 2,737.78	-1.28%	\$ 9,043.94	\$ 9,008.57	-0.39%
MGS-S Customer 2200	\$ 1,095.84	-2.38%	\$ 2,059.33	\$ 2,032.59	-1.30%	\$ 4,940.37	\$ 4,913.63	-0.54%
MGS-S Customer 2201	\$ 1,858.62	-3.01%	\$ 4,567.73	\$ 4,510.10	-1.26%	\$ 17,258.42	\$ 17,200.79	-0.33%
MGS-S Customer 2202	\$ 5,344.84	-3.58%	\$ 15,533.16	\$ 15,334.73	-1.28%	\$ 49,428.33	\$ 49,229.90	-0.40%
MGS-S Customer 2203	\$ 1,391.86	-2.35%	\$ 2,551.99	\$ 2,518.52	-1.31%	\$ 4,998.03	\$ 4,964.56	-0.67%
MGS-S Customer 2204	\$ 2,270.74	-3.16%	\$ 5,740.28	\$ 5,666.08	-1.29%	\$ 15,047.97	\$ 14,973.77	-0.49%
MGS-S Customer 2205	\$ 658.22	-1.35%	\$ 677.15	\$ 668.11	-1.34%	\$ 677.15	\$ 668.11	-1.34%
MGS-S Customer 2206	\$ 669.83	-1.40%	\$ 713.01	\$ 703.50	-1.33%	\$ 742.60	\$ 733.09	-1.28%
MGS-S Customer 2207	\$ 1,995.20	-2.81%	\$ 4,428.93	\$ 4,371.26	-1.30%	\$ 9,925.01	\$ 9,867.34	-0.58%
MGS-S Customer 2208	\$ 3,149.91	-3.21%	\$ 8,048.81	\$ 7,944.33	-1.30%	\$ 19,539.16	\$ 19,434.68	-0.53%
MGS-S Customer 2209	\$ 1,740.85	-2.66%	\$ 3,700.13	\$ 3,652.53	-1.29%	\$ 10,632.16	\$ 10,584.56	-0.45%
MGS-S Customer 2210	\$ 1,339.82	-2.29%	\$ 2,395.02	\$ 2,363.62	-1.31%	\$ 4,777.19	\$ 4,745.79	-0.66%
MGS-S Customer 2211	\$ 895.37	-2.05%	\$ 1,432.31	\$ 1,413.61	-1.31%	\$ 3,146.27	\$ 3,127.57	-0.59%
MGS-S Customer 2212	\$ 13,278.65	-4.45%	\$ 32,543.25	\$ 31,924.26	-1.90%	\$ 56,785.43	\$ 56,166.44	-1.09%
MGS-S Customer 2213	\$ 656.98	-1.35%	\$ 674.38	\$ 665.39	-1.33%	\$ 722.94	\$ 713.95	-1.24%
MGS-S Customer 2214	\$ 1,325.44	-2.65%	\$ 2,774.15	\$ 2,738.07	-1.30%	\$ 6,539.82	\$ 6,503.74	-0.55%
MGS-S Customer 2215	\$ 2,193.88	-3.14%	\$ 4,824.83	\$ 4,753.66	-1.48%	\$ 15,428.50	\$ 15,357.33	-0.46%
MGS-S Customer 2216	\$ 985.63	-1.69%	\$ 1,342.74	\$ 1,325.76	-1.26%	\$ 4,852.92	\$ 4,835.94	-0.35%
MGS-S Customer 2217	\$ 2,421.32	-3.21%	\$ 6,334.26	\$ 6,253.88	-1.27%	\$ 22,225.02	\$ 22,144.64	-0.36%
MGS-S Customer 2218	\$ 1,006.31	-1.74%	\$ 1,551.62	\$ 1,533.76	-1.15%	\$ 12,159.29	\$ 12,141.43	-0.15%
MGS-S Customer 2219	\$ 3,208.57	-3.22%	\$ 8,226.94	\$ 8,120.32	-1.30%	\$ 20,338.89	\$ 20,232.27	-0.52%
MGS-S Customer 2220	\$ 1,007.54	-1.75%	\$ 1,351.75	\$ 1,333.85	-1.32%	\$ 1,977.91	\$ 1,960.01	-0.90%
MGS-S Customer 2221	\$ 1,074.83	-1.88%	\$ 1,543.50	\$ 1,522.86	-1.34%	\$ 1,552.64	\$ 1,532.00	-1.33%
MGS-S Customer 2222	\$ 1,497.49	-2.79%	\$ 3,336.88	\$ 3,293.96	-1.29%	\$ 9,463.58	\$ 9,420.66	-0.45%
MGS-S Customer 2223	\$ 2,041.13	-3.08%	\$ 5,035.93	\$ 4,971.02	-1.29%	\$ 13,849.09	\$ 13,784.18	-0.47%
MGS-S Customer 2224	\$ 1,786.51	-2.97%	\$ 4,256.80	\$ 4,202.15	-1.28%	\$ 12,515.78	\$ 12,461.13	-0.44%
MGS-S Customer 2225	\$ 1,853.59	-2.73%	\$ 4,074.71	\$ 4,022.61	-1.28%	\$ 12,831.88	\$ 12,779.78	-0.41%
MGS-S Customer 2226	\$ 2,907.89	-3.14%	\$ 7,417.83	\$ 7,323.48	-1.27%	\$ 24,694.50	\$ 24,600.15	-0.38%
MGS-S Customer 2227	\$ 2,684.20	-3.07%	\$ 6,599.58	\$ 6,514.49	-1.29%	\$ 17,440.92	\$ 17,355.83	-0.49%
MGS-S Customer 2228	\$ 2,336.84	-3.18%	\$ 6,065.05	\$ 5,988.20	-1.27%	\$ 21,545.61	\$ 21,468.76	-0.36%
MGS-S Customer 2229	\$ 1,649.13	-2.89%	\$ 3,857.61	\$ 3,808.53	-1.27%	\$ 12,971.28	\$ 12,922.20	-0.38%
MGS-S Customer 2230	\$ 1,527.68	-2.49%	\$ 2,930.58	\$ 2,891.62	-1.33%	\$ 3,789.84	\$ 3,750.88	-1.03%
MGS-S Customer 2231	\$ 2,911.32	-3.15%	\$ 7,294.58	\$ 7,200.01	-1.30%	\$ 17,825.12	\$ 17,730.55	-0.53%
MGS-S Customer 2232	\$ 2,622.35	-3.26%	\$ 6,884.89	\$ 6,796.52	-1.28%	\$ 20,279.45	\$ 20,191.08	-0.44%
MGS-S Customer 2233	\$ 2,275.21	-2.95%	\$ 5,417.18	\$ 5,348.10	-1.28%	\$ 17,625.11	\$ 17,556.03	-0.39%
MGS-S Customer 2234	\$ 1,579.42	-2.84%	\$ 3,581.48	\$ 3,535.28	-1.29%	\$ 9,645.34	\$ 9,599.14	-0.48%
MGS-S Customer 2235	\$ 1,318.09	-2.26%	\$ 2,314.52	\$ 2,284.07	-1.32%	\$ 4,124.46	\$ 4,094.01	-0.74%
MGS-S Customer 2236	\$ 1,173.09	-2.05%	\$ 1,868.77	\$ 1,844.16	-1.32%	\$ 3,273.64	\$ 3,249.03	-0.75%
MGS-S Customer 2237	\$ 2,744.84	-3.10%	\$ 6,767.43	\$ 6,679.73	-1.30%	\$ 16,475.27	\$ 16,387.57	-0.53%

Customer	Distribution 8/25 Prices	Distribution % Difference	Delivery 1/25 Prices	Delivery 8/25 Prices	Delivery % Difference	Bundled 1/25 Prices	Bundled 8/25 Prices	Bundled % Difference
MGS-S Customer 2238	\$ 1,111.16	-1.95%	\$ 1,669.67	\$ 1,647.55	-1.32%	\$ 2,455.80	\$ 2,433.68	-0.90%
MGS-S Customer 2239	\$ 1,773.02	-2.96%	\$ 4,459.54	\$ 4,405.38	-1.21%	\$ 24,544.24	\$ 24,490.08	-0.22%
MGS-S Customer 2240	\$ 15,571.09	-3.76%	\$ 47,665.28	\$ 47,057.16	-1.28%	\$ 156,672.82	\$ 156,064.70	-0.39%
MGS-S Customer 2241	\$ 3,991.95	-3.36%	\$ 10,691.42	\$ 10,552.52	-1.30%	\$ 26,014.18	\$ 25,875.28	-0.53%
MGS-S Customer 2242	\$ 2,348.41	-2.99%	\$ 5,556.48	\$ 5,484.06	-1.30%	\$ 14,661.01	\$ 14,588.59	-0.49%
MGS-S Customer 2243	\$ 2,310.47	-2.96%	\$ 5,472.36	\$ 5,401.79	-1.29%	\$ 15,029.37	\$ 14,958.80	-0.47%
MGS-S Customer 2244	\$ 2,018.60	-2.83%	\$ 4,525.25	\$ 4,466.57	-1.30%	\$ 11,102.27	\$ 11,043.59	-0.53%
MGS-S Customer 2245	\$ 1,783.39	-2.69%	\$ 3,723.67	\$ 3,674.43	-1.32%	\$ 5,721.00	\$ 5,671.76	-0.86%
MGS-S Customer 2246	\$ 3,567.57	-3.29%	\$ 9,511.47	\$ 9,390.23	-1.27%	\$ 31,134.73	\$ 31,013.49	-0.39%
MGS-S Customer 2247	\$ 2,153.70	-3.12%	\$ 5,450.01	\$ 5,380.54	-1.27%	\$ 17,858.24	\$ 17,788.77	-0.39%
MGS-S Customer 2248	\$ 1,101.48	-1.93%	\$ 1,651.43	\$ 1,629.72	-1.31%	\$ 3,027.16	\$ 3,005.45	-0.72%
MGS-S Customer 2249	\$ 1,818.56	-2.72%	\$ 3,871.12	\$ 3,820.29	-1.31%	\$ 7,477.28	\$ 7,426.45	-0.68%
MGS-S Customer 2250	\$ 1,946.82	-2.78%	\$ 4,322.44	\$ 4,266.69	-1.29%	\$ 11,663.77	\$ 11,608.02	-0.48%
MGS-S Customer 2251	\$ 2,138.02	-2.89%	\$ 4,874.34	\$ 4,810.80	-1.30%	\$ 10,792.97	\$ 10,729.43	-0.59%
MGS-S Customer 2252	\$ 2,171.46	-3.14%	\$ 5,580.54	\$ 5,510.19	-1.26%	\$ 21,377.95	\$ 21,307.60	-0.33%
MGS-S Customer 2253	\$ 2,613.67	-3.26%	\$ 6,955.53	\$ 6,867.47	-1.27%	\$ 25,011.02	\$ 24,922.96	-0.35%
MGS-S Customer 2254	\$ 1,988.88	-3.06%	\$ 4,917.97	\$ 4,855.16	-1.28%	\$ 15,667.10	\$ 15,604.29	-0.40%
MGS-S Customer 2255	\$ 1,868.90	-3.01%	\$ 4,573.69	\$ 4,515.70	-1.27%	\$ 16,156.26	\$ 16,098.27	-0.36%
MGS-S Customer 2256	\$ 5,472.41	-3.50%	\$ 15,218.39	\$ 15,019.87	-1.30%	\$ 33,605.70	\$ 33,407.18	-0.59%
MGS-S Customer 2257	\$ 3,961.05	-3.35%	\$ 10,685.12	\$ 10,547.70	-1.29%	\$ 30,841.23	\$ 30,703.81	-0.45%
MGS-S Customer 2258	\$ 4,482.30	-3.41%	\$ 12,278.56	\$ 12,120.45	-1.29%	\$ 34,235.47	\$ 34,077.36	-0.46%
MGS-S Customer 2259	\$ 1,473.55	-2.43%	\$ 2,824.03	\$ 2,787.31	-1.30%	\$ 6,635.87	\$ 6,599.15	-0.55%
MGS-S Customer 2260	\$ 1,380.07	-2.71%	\$ 2,952.95	\$ 2,914.56	-1.30%	\$ 7,128.03	\$ 7,089.64	-0.54%
MGS-S Customer 2261	\$ 1,287.63	-2.22%	\$ 2,194.58	\$ 2,165.28	-1.34%	\$ 2,441.39	\$ 2,412.09	-1.20%
MGS-S Customer 2262	\$ 892.69	-2.04%	\$ 1,412.69	\$ 1,394.11	-1.32%	\$ 2,564.47	\$ 2,545.89	-0.72%
MGS-S Customer 2263	\$ 3,865.63	-3.34%	\$ 10,364.28	\$ 10,230.82	-1.29%	\$ 29,176.65	\$ 29,043.19	-0.46%
MGS-S Customer 2264	\$ 2,456.83	-3.22%	\$ 6,423.88	\$ 6,342.15	-1.27%	\$ 21,628.95	\$ 21,547.22	-0.38%
MGS-S Customer 2265	\$ 783.71	-1.77%	\$ 1,059.18	\$ 1,045.03	-1.34%	\$ 1,104.89	\$ 1,090.74	-1.28%
MGS-S Customer 2266	\$ 905.02	-1.49%	\$ 1,028.45	\$ 1,014.74	-1.33%	\$ 1,135.97	\$ 1,122.26	-1.21%
MGS-S Customer 2267	\$ 1,152.76	-2.46%	\$ 2,233.62	\$ 2,204.59	-1.30%	\$ 5,247.67	\$ 5,218.64	-0.55%
MGS-S Customer 2268	\$ 872.17	-1.40%	\$ 930.69	\$ 918.30	-1.33%	\$ 1,076.15	\$ 1,063.76	-1.15%
MGS-S Customer 2269	\$ 1,380.75	-2.34%	\$ 2,475.90	\$ 2,442.81	-1.34%	\$ 2,654.15	\$ 2,621.06	-1.25%
MGS-S Customer 2270	\$ 653.27	-1.34%	\$ 706.60	\$ 697.75	-1.25%	\$ 2,887.44	\$ 2,878.59	-0.31%
MGS-S Customer 2271	\$ 1,748.21	-2.68%	\$ 3,607.60	\$ 3,559.36	-1.34%	\$ 6,112.26	\$ 6,064.02	-0.79%
MGS-S Customer 2272	\$ 1,937.65	-3.04%	\$ 4,716.41	\$ 4,655.70	-1.29%	\$ 13,248.36	\$ 13,187.65	-0.46%
MGS-S Customer 2273	\$ 1,878.73	-3.01%	\$ 4,620.91	\$ 4,562.60	-1.26%	\$ 17,233.22	\$ 17,174.91	-0.34%
MGS-S Customer 2274	\$ 987.88	-1.70%	\$ 1,287.57	\$ 1,270.47	-1.33%	\$ 1,694.23	\$ 1,677.13	-1.01%
MGS-S Customer 2275	\$ 2,118.22	-2.88%	\$ 4,850.12	\$ 4,787.41	-1.29%	\$ 12,607.59	\$ 12,544.88	-0.50%
MGS-S Customer 2276	\$ 2,322.73	-3.18%	\$ 6,018.05	\$ 5,941.74	-1.27%	\$ 21,190.32	\$ 21,114.01	-0.36%
MGS-S Customer 2277	\$ 2,692.20	-3.28%	\$ 7,055.13	\$ 6,963.87	-1.29%	\$ 18,281.54	\$ 18,190.28	-0.50%

Customer	Distribution 8/25 Prices	Distribution % Difference	Delivery 1/25 Prices	Delivery 8/25 Prices	Delivery % Difference	Bundled 1/25 Prices	Bundled 8/25 Prices	Bundled % Difference
MGS-S Customer 2278	\$ 3,091.52	-3.36%	\$ 8,399.22	\$ 8,291.74	-1.28%	\$ 26,169.51	\$ 26,062.03	-0.41%
MGS-S Customer 2279	\$ 900.63	-1.48%	\$ 1,015.15	\$ 1,001.60	-1.33%	\$ 1,057.08	\$ 1,043.53	-1.28%
MGS-S Customer 2280	\$ 2,594.61	-3.25%	\$ 6,825.02	\$ 6,737.74	-1.28%	\$ 21,323.25	\$ 21,235.97	-0.41%
MGS-S Customer 2281	\$ 1,717.09	-2.93%	\$ 4,031.10	\$ 3,979.32	-1.28%	\$ 11,677.28	\$ 11,625.50	-0.44%
MGS-S Customer 2282	\$ 1,158.24	-2.45%	\$ 2,254.97	\$ 2,225.84	-1.29%	\$ 5,809.94	\$ 5,780.81	-0.50%
MGS-S Customer 2283	\$ 1,274.66	-2.58%	\$ 2,627.97	\$ 2,594.16	-1.29%	\$ 7,271.42	\$ 7,237.61	-0.46%
MGS-S Customer 2284	\$ 1,916.64	-2.76%	\$ 4,160.66	\$ 4,106.24	-1.31%	\$ 8,306.83	\$ 8,252.41	-0.66%
MGS-S Customer 2285	\$ 850.47	-1.34%	\$ 1,057.42	\$ 1,045.90	-1.09%	\$ 10,637.29	\$ 10,625.77	-0.11%
MGS-S Customer 2286	\$ 1,382.96	-2.69%	\$ 2,957.91	\$ 2,919.61	-1.29%	\$ 7,461.50	\$ 7,423.20	-0.51%
MGS-S Customer 2287	\$ 4,247.88	-3.38%	\$ 11,561.95	\$ 11,413.35	-1.29%	\$ 33,189.78	\$ 33,041.18	-0.45%
MGS-S Customer 2288	\$ 740.11	-1.65%	\$ 929.98	\$ 917.60	-1.33%	\$ 1,133.14	\$ 1,120.76	-1.09%
MGS-S Customer 2289	\$ 1,510.17	-2.46%	\$ 2,948.42	\$ 2,910.27	-1.29%	\$ 7,528.45	\$ 7,490.30	-0.51%
MGS-S Customer 2290	\$ 653.27	-1.34%	\$ 756.60	\$ 747.76	-1.17%	\$ 5,388.73	\$ 5,379.89	-0.16%
MGS-S Customer 2291	\$ 2,790.13	-3.12%	\$ 7,061.58	\$ 6,971.70	-1.27%	\$ 23,626.04	\$ 23,536.16	-0.38%
MGS-S Customer 2292	\$ 1,849.98	-2.73%	\$ 4,056.49	\$ 4,004.54	-1.28%	\$ 12,448.01	\$ 12,396.06	-0.42%
MGS-S Customer 2293	\$ 1,934.62	-2.79%	\$ 4,237.59	\$ 4,182.14	-1.31%	\$ 8,748.83	\$ 8,693.38	-0.63%
MGS-S Customer 2294	\$ 1,685.52	-2.91%	\$ 3,945.42	\$ 3,894.89	-1.28%	\$ 12,020.09	\$ 11,969.56	-0.42%
MGS-S Customer 2295	\$ 2,157.98	-2.89%	\$ 4,926.43	\$ 4,862.15	-1.30%	\$ 10,612.19	\$ 10,547.91	-0.61%
MGS-S Customer 2296	\$ 653.88	-1.34%	\$ 663.99	\$ 655.12	-1.34%	\$ 663.99	\$ 655.12	-1.34%
MGS-S Customer 2297	\$ 1,456.19	-2.75%	\$ 3,200.06	\$ 3,158.90	-1.29%	\$ 8,987.06	\$ 8,945.90	-0.46%
MGS-S Customer 2298	\$ 1,599.92	-2.87%	\$ 3,675.54	\$ 3,628.29	-1.29%	\$ 10,769.03	\$ 10,721.78	-0.44%
MGS-S Customer 2299	\$ 2,755.22	-3.11%	\$ 6,861.42	\$ 6,772.96	-1.29%	\$ 18,782.66	\$ 18,694.20	-0.47%
MGS-S Customer 2300	\$ 763.07	-1.71%	\$ 1,174.96	\$ 1,161.65	-1.13%	\$ 9,968.69	\$ 9,955.38	-0.13%
MGS-S Customer 2301	\$ 2,618.09	-3.07%	\$ 6,288.31	\$ 6,205.48	-1.32%	\$ 10,676.03	\$ 10,593.20	-0.78%
MGS-S Customer 2302	\$ 2,184.03	-3.13%	\$ 5,489.18	\$ 5,418.61	-1.29%	\$ 15,646.53	\$ 15,575.96	-0.45%
MGS-S Customer 2303	\$ 1,877.56	-3.01%	\$ 4,459.48	\$ 4,401.20	-1.31%	\$ 9,303.00	\$ 9,244.72	-0.63%
MGS-S Customer 2304	\$ 773.90	-1.74%	\$ 1,032.95	\$ 1,019.23	-1.33%	\$ 1,334.72	\$ 1,321.00	-1.03%
MGS-S Customer 2305	\$ 1,229.02	-2.14%	\$ 2,040.72	\$ 2,013.89	-1.31%	\$ 3,676.98	\$ 3,650.15	-0.73%
MGS-S Customer 2306	\$ 1,812.60	-2.98%	\$ 4,307.45	\$ 4,251.80	-1.29%	\$ 11,338.55	\$ 11,282.90	-0.49%
MGS-S Customer 2307	\$ 850.47	-1.34%	\$ 895.04	\$ 883.53	-1.29%	\$ 2,515.41	\$ 2,503.90	-0.46%
MGS-S Customer 2308	\$ 3,128.41	-3.20%	\$ 8,102.90	\$ 7,999.50	-1.28%	\$ 25,951.57	\$ 25,848.17	-0.40%
MGS-S Customer 2309	\$ 2,427.83	-3.00%	\$ 5,827.11	\$ 5,751.95	-1.29%	\$ 15,728.06	\$ 15,652.90	-0.48%
MGS-S Customer 2310	\$ 2,187.80	-2.90%	\$ 5,057.53	\$ 4,992.13	-1.29%	\$ 12,946.29	\$ 12,880.89	-0.51%
MGS-S Customer 2311	\$ 723.03	-1.59%	\$ 876.20	\$ 864.52	-1.33%	\$ 985.89	\$ 974.21	-1.18%
MGS-S Customer 2312	\$ 1,553.20	-2.83%	\$ 3,488.60	\$ 3,443.43	-1.29%	\$ 8,804.03	\$ 8,758.86	-0.51%
MGS-S Customer 2313	\$ 2,581.56	-3.05%	\$ 6,283.33	\$ 6,202.05	-1.29%	\$ 16,009.45	\$ 15,928.17	-0.51%
MGS-S Customer 2314	\$ 1,153.57	-2.02%	\$ 1,792.71	\$ 1,768.97	-1.32%	\$ 2,574.27	\$ 2,550.53	-0.92%
MGS-S Customer 2315	\$ 1,415.55	-2.44%	\$ 2,564.77	\$ 2,529.42	-1.38%	\$ 4,434.12	\$ 4,398.77	-0.80%
MGS-S Customer 2316	\$ 2,104.63	-2.88%	\$ 4,842.93	\$ 4,780.47	-1.29%	\$ 13,522.40	\$ 13,459.94	-0.46%
MGS-S Customer 2317	\$ 3,952.71	-3.34%	\$ 10,654.89	\$ 10,518.21	-1.28%	\$ 31,551.43	\$ 31,414.75	-0.43%

Internal Use

Customer	Distribution 8/25 Prices	Distribution % Difference	Delivery 1/25 Prices	Delivery 8/25 Prices	Delivery % Difference	Bundled 1/25 Prices	Bundled 8/25 Prices	Bundled % Difference
MGS-S Customer 2318	\$ 1,532.84	-2.48%	\$ 3,025.05	\$ 2,986.02	-1.29%	\$ 8,086.82	\$ 8,047.79	-0.48%
MGS-S Customer 2319	\$ 3,041.03	-3.18%	\$ 7,869.83	\$ 7,769.97	-1.27%	\$ 27,258.09	\$ 27,158.23	-0.37%
MGS-S Customer 2320	\$ 5,837.41	-3.52%	\$ 16,894.89	\$ 16,682.16	-1.26%	\$ 64,702.81	\$ 64,490.08	-0.33%
MGS-S Customer 2321	\$ 1,229.84	-2.14%	\$ 2,031.20	\$ 2,004.25	-1.33%	\$ 2,872.18	\$ 2,845.23	-0.94%
MGS-S Customer 2322	\$ 1,913.14	-2.76%	\$ 4,156.62	\$ 4,102.25	-1.31%	\$ 8,425.51	\$ 8,371.14	-0.65%
MGS-S Customer 2323	\$ 2,739.72	-3.60%	\$ 5,784.94	\$ 5,682.64	-1.77%	\$ 10,510.89	\$ 10,408.59	-0.97%
MGS-S Customer 2324	\$ 1,478.51	-2.44%	\$ 2,808.83	\$ 2,771.91	-1.31%	\$ 5,117.53	\$ 5,080.61	-0.72%
MGS-S Customer 2325	\$ 1,745.41	-2.66%	\$ 3,642.68	\$ 3,594.96	-1.31%	\$ 7,261.75	\$ 7,214.03	-0.66%
MGS-S Customer 2326	\$ 8,273.50	-3.62%	\$ 24,640.30	\$ 24,329.16	-1.26%	\$ 91,288.01	\$ 90,976.87	-0.34%
MGS-S Customer 2327	\$ 2,641.05	-3.25%	\$ 6,833.91	\$ 6,745.20	-1.30%	\$ 15,993.29	\$ 15,904.58	-0.55%
MGS-S Customer 2328	\$ 1,445.50	-2.75%	\$ 3,161.00	\$ 3,120.20	-1.29%	\$ 8,413.24	\$ 8,372.44	-0.48%
MGS-S Customer 2329	\$ 1,980.03	-2.80%	\$ 4,482.33	\$ 4,425.21	-1.27%	\$ 14,679.22	\$ 14,622.10	-0.39%
MGS-S Customer 2330	\$ 1,754.35	-2.95%	\$ 4,096.08	\$ 4,042.80	-1.30%	\$ 9,437.68	\$ 9,384.40	-0.56%
MGS-S Customer 2331	\$ 2,030.22	-2.83%	\$ 4,536.81	\$ 4,477.75	-1.30%	\$ 10,204.29	\$ 10,145.23	-0.58%
MGS-S Customer 2332	\$ 1,897.09	-2.75%	\$ 4,102.09	\$ 4,048.40	-1.31%	\$ 8,133.31	\$ 8,079.62	-0.66%
MGS-S Customer 2333	\$ 1,105.20	-1.93%	\$ 1,659.77	\$ 1,638.00	-1.31%	\$ 3,133.43	\$ 3,111.66	-0.69%
MGS-S Customer 2334	\$ 850.47	-1.34%	\$ 861.98	\$ 850.47	-1.34%	\$ 861.98	\$ 850.47	-1.34%
MGS-S Customer 2335	\$ 1,499.83	-2.46%	\$ 2,877.21	\$ 2,839.45	-1.31%	\$ 5,432.15	\$ 5,394.39	-0.70%
MGS-S Customer 2336	\$ 1,371.18	-2.32%	\$ 2,459.09	\$ 2,426.51	-1.32%	\$ 3,544.59	\$ 3,512.01	-0.92%
MGS-S Customer 2337	\$ 1,973.06	-3.05%	\$ 4,806.78	\$ 4,744.75	-1.29%	\$ 12,782.16	\$ 12,720.13	-0.49%
MGS-S Customer 2338	\$ 3,202.19	-3.22%	\$ 8,501.29	\$ 8,394.85	-1.25%	\$ 34,827.64	\$ 34,721.20	-0.31%
MGS-S Customer 2339	\$ 736.99	-1.63%	\$ 917.23	\$ 905.00	-1.33%	\$ 998.70	\$ 986.47	-1.22%
MGS-S Customer 2340	\$ 1,390.28	-2.54%	\$ 2,342.00	\$ 2,305.69	-1.55%	\$ 3,955.40	\$ 3,919.09	-0.92%
MGS-S Customer 2341	\$ 1,455.66	-2.76%	\$ 3,148.25	\$ 3,106.95	-1.31%	\$ 6,071.46	\$ 6,030.16	-0.68%
MGS-S Customer 2342	\$ 1,630.67	-2.57%	\$ 3,309.96	\$ 3,267.00	-1.30%	\$ 7,923.36	\$ 7,880.40	-0.54%
MGS-S Customer 2343	\$ 774.01	-1.75%	\$ 1,029.07	\$ 1,015.31	-1.34%	\$ 1,042.78	\$ 1,029.02	-1.32%
MGS-S Customer 2344	\$ 1,415.33	-2.36%	\$ 2,602.49	\$ 2,568.28	-1.31%	\$ 4,549.54	\$ 4,515.33	-0.75%
MGS-S Customer 2345	\$ 1,028.35	-2.29%	\$ 2,093.78	\$ 2,069.67	-1.15%	\$ 16,437.53	\$ 16,413.42	-0.15%
MGS-S Customer 2346	\$ 1,033.40	-1.80%	\$ 1,420.31	\$ 1,401.42	-1.33%	\$ 1,708.25	\$ 1,689.36	-1.11%
MGS-S Customer 2347	\$ 1,464.63	-2.42%	\$ 2,742.23	\$ 2,705.96	-1.32%	\$ 4,063.92	\$ 4,027.65	-0.89%
MGS-S Customer 2348	\$ 1,203.42	-2.53%	\$ 2,426.70	\$ 2,395.48	-1.29%	\$ 7,068.78	\$ 7,037.56	-0.44%
MGS-S Customer 2349	\$ 850.47	-1.34%	\$ 1,007.81	\$ 996.30	-1.14%	\$ 8,156.14	\$ 8,144.63	-0.14%
MGS-S Customer 2350	\$ 3,101.56	-3.20%	\$ 7,951.63	\$ 7,849.24	-1.29%	\$ 22,169.46	\$ 22,067.07	-0.46%
MGS-S Customer 2351	\$ 1,170.44	-2.47%	\$ 2,261.41	\$ 2,231.75	-1.31%	\$ 4,240.46	\$ 4,210.80	-0.70%
MGS-S Customer 2352	\$ 1,770.31	-2.67%	\$ 3,750.38	\$ 3,701.81	-1.30%	\$ 9,326.45	\$ 9,277.88	-0.52%
MGS-S Customer 2353	\$ 1,128.00	-1.97%	\$ 1,706.04	\$ 1,683.39	-1.33%	\$ 2,161.38	\$ 2,138.73	-1.05%
MGS-S Customer 2354	\$ 1,277.26	-2.21%	\$ 2,200.43	\$ 2,171.61	-1.31%	\$ 4,432.11	\$ 4,403.29	-0.65%
MGS-S Customer 2355	\$ 3,154.50	-3.36%	\$ 8,640.60	\$ 8,530.83	-1.27%	\$ 29,509.72	\$ 29,399.95	-0.37%
MGS-S Customer 2356	\$ 727.51	-1.60%	\$ 888.53	\$ 876.70	-1.33%	\$ 1,001.65	\$ 989.82	-1.18%
MGS-S Customer 2357	\$ 1,670.88	-2.90%	\$ 3,832.06	\$ 3,782.18	-1.30%	\$ 8,664.61	\$ 8,614.73	-0.58%

Customer	Distribution 8/25 Prices	Distribution % Difference	Delivery 1/25 Prices	Delivery 8/25 Prices	Delivery % Difference	Bundled 1/25 Prices	Bundled 8/25 Prices	Bundled % Difference
MGS-S Customer 2358	\$ 1,928.79	-2.80%	\$ 4,198.53	\$ 4,142.96	-1.32%	\$ 9,614.63	\$ 9,559.06	-0.58%
MGS-S Customer 2359	\$ 1,853.11	-2.99%	\$ 4,380.78	\$ 4,323.76	-1.30%	\$ 9,646.05	\$ 9,589.03	-0.59%
MGS-S Customer 2360	\$ 1,560.40	-2.82%	\$ 3,482.17	\$ 3,436.88	-1.30%	\$ 7,856.18	\$ 7,810.89	-0.58%
MGS-S Customer 2361	\$ 1,645.53	-2.88%	\$ 3,729.03	\$ 3,680.32	-1.31%	\$ 7,623.14	\$ 7,574.43	-0.64%
MGS-S Customer 2362	\$ 1,347.60	-2.66%	\$ 2,857.82	\$ 2,821.05	-1.29%	\$ 7,944.04	\$ 7,907.27	-0.46%
MGS-S Customer 2363	\$ 1,468.77	-2.76%	\$ 3,224.92	\$ 3,183.30	-1.29%	\$ 8,475.68	\$ 8,434.06	-0.49%
MGS-S Customer 2364	\$ 2,713.78	-3.10%	\$ 6,571.75	\$ 6,484.98	-1.32%	\$ 10,497.85	\$ 10,411.08	-0.83%
MGS-S Customer 2365	\$ 1,354.77	-2.67%	\$ 2,875.04	\$ 2,837.94	-1.29%	\$ 7,634.69	\$ 7,597.59	-0.49%
MGS-S Customer 2366	\$ 2,608.61	-3.07%	\$ 6,275.39	\$ 6,192.88	-1.31%	\$ 11,287.79	\$ 11,205.28	-0.73%
MGS-S Customer 2367	\$ 1,418.19	-2.72%	\$ 3,019.10	\$ 2,979.48	-1.31%	\$ 5,544.44	\$ 5,504.82	-0.71%
MGS-S Customer 2368	\$ 1,772.22	-2.67%	\$ 3,797.78	\$ 3,749.09	-1.28%	\$ 11,305.02	\$ 11,256.33	-0.43%
MGS-S Customer 2369	\$ 728.84	-1.61%	\$ 906.32	\$ 894.42	-1.31%	\$ 1,681.71	\$ 1,669.81	-0.71%
MGS-S Customer 2370	\$ 1,614.24	-2.56%	\$ 3,242.68	\$ 3,200.32	-1.31%	\$ 6,827.02	\$ 6,784.66	-0.62%
MGS-S Customer 2371	\$ 677.89	-1.43%	\$ 737.08	\$ 727.23	-1.34%	\$ 752.62	\$ 742.77	-1.31%
MGS-S Customer 2372	\$ 1,530.85	-2.48%	\$ 3,000.31	\$ 2,961.32	-1.30%	\$ 7,049.93	\$ 7,010.94	-0.55%
MGS-S Customer 2373	\$ 949.00	-1.61%	\$ 1,178.70	\$ 1,163.21	-1.31%	\$ 2,106.06	\$ 2,090.57	-0.74%
MGS-S Customer 2374	\$ 1,169.77	-2.47%	\$ 2,250.99	\$ 2,221.42	-1.31%	\$ 3,958.43	\$ 3,928.86	-0.75%
MGS-S Customer 2375	\$ 1,672.73	-2.90%	\$ 3,949.48	\$ 3,899.51	-1.27%	\$ 14,209.90	\$ 14,159.93	-0.35%
MGS-S Customer 2376	\$ 885.74	-1.44%	\$ 971.05	\$ 958.12	-1.33%	\$ 1,126.45	\$ 1,113.52	-1.15%
MGS-S Customer 2377	\$ 850.47	-1.34%	\$ 861.98	\$ 850.47	-1.34%	\$ 861.98	\$ 850.47	-1.34%
MGS-S Customer 2378	\$ 2,591.55	-3.06%	\$ 6,444.27	\$ 6,362.58	-1.27%	\$ 22,560.02	\$ 22,478.33	-0.36%
MGS-S Customer 2379	\$ 941.30	-2.14%	\$ 1,563.23	\$ 1,542.69	-1.31%	\$ 2,919.77	\$ 2,899.23	-0.70%
MGS-S Customer 2380	\$ 1,720.64	-2.92%	\$ 4,032.79	\$ 3,980.97	-1.28%	\$ 11,510.20	\$ 11,458.38	-0.45%
MGS-S Customer 2381	\$ 1,139.08	-2.45%	\$ 2,439.90	\$ 2,411.29	-1.17%	\$ 17,266.52	\$ 17,237.91	-0.17%
MGS-S Customer 2382	\$ 758.04	-1.69%	\$ 978.28	\$ 965.23	-1.33%	\$ 1,021.59	\$ 1,008.54	-1.28%
MGS-S Customer 2383	\$ 1,728.10	-2.93%	\$ 4,005.52	\$ 3,953.28	-1.30%	\$ 8,749.75	\$ 8,697.51	-0.60%
MGS-S Customer 2384	\$ 2,656.30	-3.33%	\$ 6,014.59	\$ 5,923.16	-1.52%	\$ 11,654.64	\$ 11,563.21	-0.78%
MGS-S Customer 2385	\$ 790.23	-1.79%	\$ 1,088.93	\$ 1,074.56	-1.32%	\$ 1,737.95	\$ 1,723.58	-0.83%
MGS-S Customer 2386	\$ 1,192.37	-2.08%	\$ 1,910.52	\$ 1,885.14	-1.33%	\$ 2,530.86	\$ 2,505.48	-1.00%
MGS-S Customer 2387	\$ 1,077.92	-1.89%	\$ 1,559.32	\$ 1,538.61	-1.33%	\$ 2,007.23	\$ 1,986.52	-1.03%
MGS-S Customer 2388	\$ 1,719.55	-2.64%	\$ 3,591.87	\$ 3,545.32	-1.30%	\$ 8,832.46	\$ 8,785.91	-0.53%
MGS-S Customer 2389	\$ 653.27	-1.34%	\$ 858.29	\$ 849.45	-1.03%	\$ 10,474.95	\$ 10,466.11	-0.08%
MGS-S Customer 2390	\$ 653.27	-1.34%	\$ 757.46	\$ 748.62	-1.17%	\$ 5,431.64	\$ 5,422.80	-0.16%
MGS-S Customer 2391	\$ 3,086.71	-3.48%	\$ 7,331.41	\$ 7,220.08	-1.52%	\$ 19,397.65	\$ 19,286.32	-0.57%
MGS-S Customer 2392	\$ 1,061.04	-2.33%	\$ 1,918.32	\$ 1,893.04	-1.32%	\$ 3,183.79	\$ 3,158.51	-0.79%
MGS-S Customer 2393	\$ 2,500.05	-3.03%	\$ 6,170.14	\$ 6,092.12	-1.26%	\$ 22,344.39	\$ 22,266.37	-0.35%
MGS-S Customer 2394	\$ 1,744.88	-2.94%	\$ 4,147.16	\$ 4,094.29	-1.27%	\$ 13,461.48	\$ 13,408.61	-0.39%
MGS-S Customer 2395	\$ 1,500.17	-2.79%	\$ 3,317.43	\$ 3,274.42	-1.30%	\$ 8,153.07	\$ 8,110.06	-0.53%
MGS-S Customer 2396	\$ 1,077.90	-1.87%	\$ 1,551.36	\$ 1,530.82	-1.32%	\$ 2,042.69	\$ 2,022.15	-1.01%
MGS-S Customer 2397	\$ 2,215.33	-3.14%	\$ 5,651.54	\$ 5,579.74	-1.27%	\$ 19,219.09	\$ 19,147.29	-0.37%

Customer	Distribution 8/25 Prices	Distribution % Difference	Delivery 1/25 Prices	Delivery 8/25 Prices	Delivery % Difference	Bundled 1/25 Prices	Bundled 8/25 Prices	Bundled % Difference
MGS-S Customer 2398	\$ 1,356.55	-2.65%	\$ 2,860.91	\$ 2,823.92	-1.29%	\$ 7,134.37	\$ 7,097.38	-0.52%
MGS-S Customer 2399	\$ 3,722.25	-3.30%	\$ 10,180.00	\$ 10,052.92	-1.25%	\$ 42,649.16	\$ 42,522.08	-0.30%
MGS-S Customer 2400	\$ 1,263.15	-2.58%	\$ 2,619.02	\$ 2,585.53	-1.28%	\$ 8,186.40	\$ 8,152.91	-0.41%
MGS-S Customer 2401	\$ 1,574.66	-2.52%	\$ 3,158.68	\$ 3,118.03	-1.29%	\$ 8,763.88	\$ 8,723.23	-0.46%
MGS-S Customer 2402	\$ 1,226.06	-2.13%	\$ 2,021.42	\$ 1,994.75	-1.32%	\$ 3,253.41	\$ 3,226.74	-0.82%
MGS-S Customer 2403	\$ 1,027.74	-1.78%	\$ 1,407.31	\$ 1,388.68	-1.32%	\$ 1,974.06	\$ 1,955.43	-0.94%
MGS-S Customer 2404	\$ 1,087.23	-1.90%	\$ 1,591.87	\$ 1,570.82	-1.32%	\$ 2,359.38	\$ 2,338.33	-0.89%
MGS-S Customer 2405	\$ 1,663.19	-2.89%	\$ 3,881.15	\$ 3,831.59	-1.28%	\$ 12,294.96	\$ 12,245.40	-0.40%
MGS-S Customer 2406	\$ 1,546.95	-2.81%	\$ 3,525.93	\$ 3,481.16	-1.27%	\$ 11,966.24	\$ 11,921.47	-0.37%
MGS-S Customer 2407	\$ 827.80	-1.88%	\$ 1,198.63	\$ 1,182.76	-1.32%	\$ 1,714.76	\$ 1,698.89	-0.93%
MGS-S Customer 2408	\$ 769.41	-1.73%	\$ 1,029.97	\$ 1,016.45	-1.31%	\$ 1,905.69	\$ 1,892.17	-0.71%
MGS-S Customer 2409	\$ 1,226.48	-2.13%	\$ 2,041.55	\$ 2,014.88	-1.31%	\$ 4,239.98	\$ 4,213.31	-0.63%
MGS-S Customer 2410	\$ 786.80	-1.78%	\$ 1,075.97	\$ 1,061.73	-1.32%	\$ 1,587.07	\$ 1,572.83	-0.90%
MGS-S Customer 2411	\$ 2,055.21	-3.08%	\$ 5,030.63	\$ 4,965.36	-1.30%	\$ 12,007.57	\$ 11,942.30	-0.54%
MGS-S Customer 2412	\$ 1,875.69	-3.01%	\$ 4,499.59	\$ 4,441.46	-1.29%	\$ 11,771.79	\$ 11,713.66	-0.49%
MGS-S Customer 2413	\$ 1,908.74	-3.02%	\$ 4,649.12	\$ 4,589.68	-1.28%	\$ 14,401.41	\$ 14,341.97	-0.41%
MGS-S Customer 2414	\$ 1,363.23	-2.68%	\$ 2,898.99	\$ 2,861.51	-1.29%	\$ 7,500.62	\$ 7,463.14	-0.50%
MGS-S Customer 2415	\$ 1,171.49	-2.47%	\$ 2,260.38	\$ 2,230.67	-1.31%	\$ 4,013.53	\$ 3,983.82	-0.74%
MGS-S Customer 2416	\$ 3,274.41	-3.23%	\$ 8,546.64	\$ 8,437.47	-1.28%	\$ 26,837.97	\$ 26,728.80	-0.41%
MGS-S Customer 2417	\$ 6,914.99	-3.58%	\$ 20,118.69	\$ 19,862.24	-1.27%	\$ 65,869.86	\$ 65,613.41	-0.39%
MGS-S Customer 2418	\$ 2,586.28	-3.25%	\$ 6,735.88	\$ 6,648.99	-1.29%	\$ 18,226.23	\$ 18,139.34	-0.48%
MGS-S Customer 2419	\$ 702.72	-1.52%	\$ 812.08	\$ 801.24	-1.33%	\$ 850.24	\$ 839.40	-1.27%
MGS-S Customer 2420	\$ 1,115.92	-1.95%	\$ 1,698.09	\$ 1,675.85	-1.31%	\$ 3,365.54	\$ 3,343.30	-0.66%
MGS-S Customer 2421	\$ 1,444.86	-2.40%	\$ 2,758.15	\$ 2,722.63	-1.29%	\$ 7,653.21	\$ 7,617.69	-0.46%
MGS-S Customer 2422	\$ 653.27	-1.34%	\$ 662.11	\$ 653.27	-1.34%	\$ 662.11	\$ 653.27	-1.34%
MGS-S Customer 2423	\$ 679.27	-1.44%	\$ 743.88	\$ 733.98	-1.33%	\$ 881.00	\$ 871.10	-1.12%
MGS-S Customer 2424	\$ 1,231.74	-2.55%	\$ 2,497.71	\$ 2,465.50	-1.29%	\$ 6,801.11	\$ 6,768.90	-0.47%
MGS-S Customer 2425	\$ 936.77	-1.58%	\$ 1,126.06	\$ 1,111.05	-1.33%	\$ 1,267.75	\$ 1,252.74	-1.18%
MGS-S Customer 2426	\$ 674.37	-1.42%	\$ 727.18	\$ 717.48	-1.33%	\$ 775.17	\$ 765.47	-1.25%
MGS-S Customer 2427	\$ 1,573.41	-2.84%	\$ 3,573.69	\$ 3,527.71	-1.29%	\$ 10,080.32	\$ 10,034.34	-0.46%
MGS-S Customer 2428	\$ 888.24	-1.45%	\$ 977.22	\$ 964.17	-1.34%	\$ 1,003.27	\$ 990.22	-1.30%
MGS-S Customer 2429	\$ 677.69	-1.43%	\$ 737.57	\$ 727.74	-1.33%	\$ 823.38	\$ 813.55	-1.19%
MGS-S Customer 2430	\$ 960.23	-1.64%	\$ 1,450.02	\$ 1,434.04	-1.10%	\$ 13,936.87	\$ 13,920.89	-0.11%
MGS-S Customer 2431	\$ 2,907.79	-3.31%	\$ 7,771.92	\$ 7,672.26	-1.28%	\$ 22,964.42	\$ 22,864.76	-0.43%
MGS-S Customer 2432	\$ 2,059.49	-2.84%	\$ 4,602.19	\$ 4,541.99	-1.31%	\$ 9,236.72	\$ 9,176.52	-0.65%
MGS-S Customer 2433	\$ 1,578.96	-2.53%	\$ 3,104.67	\$ 3,063.73	-1.32%	\$ 5,120.28	\$ 5,079.34	-0.80%
MGS-S Customer 2434	\$ 925.60	-1.55%	\$ 1,095.73	\$ 1,081.17	-1.33%	\$ 1,369.96	\$ 1,355.40	-1.06%
MGS-S Customer 2435	\$ 1,324.53	-2.26%	\$ 2,348.37	\$ 2,317.81	-1.30%	\$ 5,238.78	\$ 5,208.22	-0.58%
MGS-S Customer 2436	\$ 2,780.67	-3.29%	\$ 7,436.71	\$ 7,342.01	-1.27%	\$ 24,587.00	\$ 24,492.30	-0.39%
MGS-S Customer 2437	\$ 1,976.57	-3.05%	\$ 4,898.50	\$ 4,836.40	-1.27%	\$ 17,037.99	\$ 16,975.89	-0.36%

Internal Use

Customer	Distribution 8/25 Prices	Distribution % Difference	Delivery 1/25 Prices	Delivery 8/25 Prices	Delivery % Difference	Bundled 1/25 Prices	Bundled 8/25 Prices	Bundled % Difference
MGS-S Customer 2438	\$ 1,280.40	-2.20%	\$ 2,209.38	\$ 2,180.56	-1.30%	\$ 4,715.53	\$ 4,686.71	-0.61%
MGS-S Customer 2439	\$ 2,055.14	-2.83%	\$ 4,760.46	\$ 4,700.56	-1.26%	\$ 18,088.17	\$ 18,028.27	-0.33%
MGS-S Customer 2440	\$ 955.21	-2.16%	\$ 1,623.73	\$ 1,602.67	-1.30%	\$ 3,981.56	\$ 3,960.50	-0.53%
MGS-S Customer 2441	\$ 2,371.62	-2.97%	\$ 5,677.43	\$ 5,604.73	-1.28%	\$ 17,039.81	\$ 16,967.11	-0.43%
MGS-S Customer 2442	\$ 6,788.21	-3.90%	\$ 18,140.11	\$ 17,864.65	-1.52%	\$ 63,128.00	\$ 62,852.54	-0.44%
MGS-S Customer 2443	\$ 1,453.25	-2.40%	\$ 2,770.25	\$ 2,734.50	-1.29%	\$ 7,290.52	\$ 7,254.77	-0.49%
MGS-S Customer 2444	\$ 2,001.09	-2.81%	\$ 4,489.20	\$ 4,431.27	-1.29%	\$ 12,012.32	\$ 11,954.39	-0.48%
MGS-S Customer 2445	\$ 2,732.83	-3.10%	\$ 6,784.67	\$ 6,697.20	-1.29%	\$ 18,503.55	\$ 18,416.08	-0.47%
MGS-S Customer 2446	\$ 2,002.57	-2.81%	\$ 4,443.64	\$ 4,385.76	-1.30%	\$ 9,779.07	\$ 9,721.19	-0.59%
MGS-S Customer 2447	\$ 1,492.71	-2.45%	\$ 2,896.27	\$ 2,858.77	-1.29%	\$ 7,393.69	\$ 7,356.19	-0.51%
MGS-S Customer 2448	\$ 1,645.10	-2.58%	\$ 3,310.46	\$ 3,266.96	-1.31%	\$ 5,886.19	\$ 5,842.69	-0.74%
MGS-S Customer 2449	\$ 8,481.13	-3.64%	\$ 25,082.80	\$ 24,762.17	-1.28%	\$ 79,956.78	\$ 79,636.15	-0.40%
MGS-S Customer 2450	\$ 6,042.84	-3.50%	\$ 16,950.12	\$ 16,731.13	-1.29%	\$ 42,042.42	\$ 41,823.43	-0.52%
MGS-S Customer 2451	\$ 1,171.80	-2.05%	\$ 1,860.48	\$ 1,835.99	-1.32%	\$ 3,231.42	\$ 3,206.93	-0.76%
MGS-S Customer 2452	\$ 1,095.10	-1.91%	\$ 1,631.02	\$ 1,609.73	-1.31%	\$ 3,349.55	\$ 3,328.26	-0.64%
MGS-S Customer 2453	\$ 1,073.71	-2.35%	\$ 1,961.19	\$ 1,935.39	-1.32%	\$ 3,434.96	\$ 3,409.16	-0.75%
MGS-S Customer 2454	\$ 943.05	-1.59%	\$ 1,147.26	\$ 1,132.05	-1.33%	\$ 1,526.04	\$ 1,510.83	-1.00%
MGS-S Customer 2455	\$ 3,526.43	-3.27%	\$ 9,392.17	\$ 9,273.01	-1.27%	\$ 32,254.04	\$ 32,134.88	-0.37%
MGS-S Customer 2456	\$ 1,641.46	-2.57%	\$ 3,322.71	\$ 3,279.42	-1.30%	\$ 7,217.96	\$ 7,174.67	-0.60%
MGS-S Customer 2457	\$ 1,547.08	-2.50%	\$ 3,032.89	\$ 2,993.25	-1.31%	\$ 6,287.12	\$ 6,247.48	-0.63%
MGS-S Customer 2458	\$ 917.34	-1.53%	\$ 1,067.44	\$ 1,053.22	-1.33%	\$ 1,199.53	\$ 1,185.31	-1.19%
MGS-S Customer 2459	\$ 1,232.57	-2.14%	\$ 2,039.82	\$ 2,012.85	-1.32%	\$ 3,123.15	\$ 3,096.18	-0.86%
MGS-S Customer 2460	\$ 1,158.73	-2.02%	\$ 1,824.09	\$ 1,800.17	-1.31%	\$ 3,442.52	\$ 3,418.60	-0.69%
MGS-S Customer 2461	\$ 1,014.40	-1.79%	\$ 1,355.29	\$ 1,336.85	-1.36%	\$ 1,954.03	\$ 1,935.59	-0.94%
MGS-S Customer 2462	\$ 1,489.19	-2.78%	\$ 3,304.61	\$ 3,262.11	-1.29%	\$ 9,276.37	\$ 9,233.87	-0.46%
MGS-S Customer 2463	\$ 1,419.72	-2.38%	\$ 2,685.43	\$ 2,650.75	-1.29%	\$ 7,329.11	\$ 7,294.43	-0.47%
MGS-S Customer 2464	\$ 1,356.34	-2.30%	\$ 2,442.84	\$ 2,410.96	-1.31%	\$ 5,159.00	\$ 5,127.12	-0.62%
MGS-S Customer 2465	\$ 1,393.32	-2.34%	\$ 2,563.32	\$ 2,529.94	-1.30%	\$ 5,684.09	\$ 5,650.71	-0.59%
MGS-S Customer 2466	\$ 1,756.17	-2.65%	\$ 3,735.15	\$ 3,687.26	-1.28%	\$ 10,947.47	\$ 10,899.58	-0.44%
MGS-S Customer 2467	\$ 1,832.69	-2.71%	\$ 3,895.34	\$ 3,844.26	-1.31%	\$ 7,378.10	\$ 7,327.02	-0.69%
MGS-S Customer 2468	\$ 1,472.58	-2.42%	\$ 2,819.21	\$ 2,782.69	-1.30%	\$ 6,896.14	\$ 6,859.62	-0.53%
MGS-S Customer 2469	\$ 926.29	-2.10%	\$ 1,523.53	\$ 1,503.64	-1.31%	\$ 3,267.31	\$ 3,247.42	-0.61%
MGS-S Customer 2470	\$ 1,125.17	-1.97%	\$ 1,726.73	\$ 1,704.11	-1.31%	\$ 3,391.89	\$ 3,369.27	-0.67%
MGS-S Customer 2471	\$ 2,453.03	-3.00%	\$ 6,035.95	\$ 5,960.03	-1.26%	\$ 23,084.09	\$ 23,008.17	-0.33%
MGS-S Customer 2472	\$ 2,151.79	-2.88%	\$ 4,974.28	\$ 4,910.44	-1.28%	\$ 14,380.47	\$ 14,316.63	-0.44%
MGS-S Customer 2473	\$ 1,026.16	-1.78%	\$ 1,402.56	\$ 1,383.96	-1.33%	\$ 1,896.18	\$ 1,877.58	-0.98%
MGS-S Customer 2474	\$ 1,844.79	-2.72%	\$ 3,991.39	\$ 3,939.85	-1.29%	\$ 10,435.86	\$ 10,384.32	-0.49%
MGS-S Customer 2475	\$ 1,029.96	-1.80%	\$ 1,410.99	\$ 1,392.11	-1.34%	\$ 1,794.92	\$ 1,776.04	-1.05%
MGS-S Customer 2476	\$ 1,290.83	-2.21%	\$ 2,195.81	\$ 2,166.69	-1.33%	\$ 2,799.12	\$ 2,770.00	-1.04%
MGS-S Customer 2477	\$ 1,368.44	-2.68%	\$ 2,961.24	\$ 2,923.52	-1.27%	\$ 9,756.50	\$ 9,718.78	-0.39%

Customer	Distribution 8/25 Prices	Distribution % Difference	Delivery 1/25 Prices	Delivery 8/25 Prices	Delivery % Difference	Bundled 1/25 Prices	Bundled 8/25 Prices	Bundled % Difference
MGS-S Customer 2478	\$ 1,333.49	-2.33%	\$ 2,291.53	\$ 2,259.70	-1.39%	\$ 2,999.96	\$ 2,968.13	-1.06%
MGS-S Customer 2479	\$ 1,482.11	-2.44%	\$ 2,858.26	\$ 2,821.23	-1.30%	\$ 7,145.43	\$ 7,108.40	-0.52%
MGS-S Customer 2480	\$ 1,343.48	-2.28%	\$ 2,390.58	\$ 2,359.25	-1.31%	\$ 4,520.45	\$ 4,489.12	-0.69%
MGS-S Customer 2481	\$ 2,438.03	-3.01%	\$ 5,911.49	\$ 5,835.80	-1.28%	\$ 18,175.75	\$ 18,100.06	-0.42%
MGS-S Customer 2482	\$ 847.52	-1.93%	\$ 1,277.46	\$ 1,260.75	-1.31%	\$ 2,604.98	\$ 2,588.27	-0.64%
MGS-S Customer 2483	\$ 746.13	-1.66%	\$ 944.76	\$ 932.18	-1.33%	\$ 1,077.76	\$ 1,065.18	-1.17%
MGS-S Customer 2484	\$ 653.27	-1.34%	\$ 805.47	\$ 796.62	-1.10%	\$ 7,832.80	\$ 7,823.95	-0.11%
MGS-S Customer 2485	\$ 1,139.70	-2.44%	\$ 2,209.48	\$ 2,180.99	-1.29%	\$ 6,019.37	\$ 5,990.88	-0.47%
MGS-S Customer 2486	\$ 2,138.16	-2.89%	\$ 4,838.16	\$ 4,774.54	-1.31%	\$ 8,796.25	\$ 8,732.63	-0.72%
MGS-S Customer 2487	\$ 916.60	-1.52%	\$ 1,063.79	\$ 1,049.62	-1.33%	\$ 1,177.25	\$ 1,163.08	-1.20%
MGS-S Customer 2488	\$ 1,041.10	-1.81%	\$ 1,460.68	\$ 1,441.49	-1.31%	\$ 2,628.57	\$ 2,609.38	-0.73%
MGS-S Customer 2489	\$ 1,263.07	-2.18%	\$ 2,172.57	\$ 2,144.39	-1.30%	\$ 5,290.14	\$ 5,261.96	-0.53%
MGS-S Customer 2490	\$ 1,205.98	-2.10%	\$ 1,982.26	\$ 1,956.35	-1.31%	\$ 4,148.70	\$ 4,122.79	-0.62%
MGS-S Customer 2491	\$ 1,611.83	-2.87%	\$ 3,727.03	\$ 3,679.42	-1.28%	\$ 11,884.77	\$ 11,837.16	-0.40%
MGS-S Customer 2492	\$ 1,283.19	-2.60%	\$ 2,645.00	\$ 2,610.70	-1.30%	\$ 6,514.88	\$ 6,480.58	-0.53%
MGS-S Customer 2493	\$ 1,367.25	-2.31%	\$ 2,496.35	\$ 2,463.97	-1.30%	\$ 6,080.34	\$ 6,047.96	-0.53%
MGS-S Customer 2494	\$ 1,082.47	-2.37%	\$ 2,014.36	\$ 1,988.14	-1.30%	\$ 4,614.09	\$ 4,587.87	-0.57%
MGS-S Customer 2495	\$ 6,087.81	-3.68%	\$ 17,503.45	\$ 17,270.75	-1.33%	\$ 77,788.96	\$ 77,556.26	-0.30%
MGS-S Customer 2496	\$ 1,469.64	-2.75%	\$ 3,237.58	\$ 3,195.99	-1.28%	\$ 9,148.44	\$ 9,106.85	-0.45%
MGS-S Customer 2497	\$ 1,071.82	-1.87%	\$ 1,541.51	\$ 1,521.04	-1.33%	\$ 2,028.04	\$ 2,007.57	-1.01%
MGS-S Customer 2498	\$ 931.33	-1.56%	\$ 1,108.91	\$ 1,094.17	-1.33%	\$ 1,336.41	\$ 1,321.67	-1.10%
MGS-S Customer 2499	\$ 1,476.33	-2.43%	\$ 2,884.45	\$ 2,847.63	-1.28%	\$ 9,259.56	\$ 9,222.74	-0.40%
MGS-S Customer 2500	\$ 1,331.69	-2.64%	\$ 2,764.73	\$ 2,728.56	-1.31%	\$ 5,525.68	\$ 5,489.51	-0.65%
MGS-S Customer 2501	\$ 1,278.46	-2.20%	\$ 2,222.44	\$ 2,193.72	-1.29%	\$ 5,701.20	\$ 5,672.48	-0.50%
MGS-S Customer 2502	\$ 669.65	-1.40%	\$ 713.27	\$ 703.76	-1.33%	\$ 784.80	\$ 775.29	-1.21%
MGS-S Customer 2503	\$ 4,525.43	-3.44%	\$ 12,880.90	\$ 12,719.83	-1.25%	\$ 54,975.63	\$ 54,814.56	-0.29%
MGS-S Customer 2504	\$ 3,494.39	-3.28%	\$ 9,288.38	\$ 9,169.76	-1.28%	\$ 29,992.96	\$ 29,874.34	-0.40%
MGS-S Customer 2505	\$ 2,460.39	-3.04%	\$ 6,029.81	\$ 5,952.78	-1.28%	\$ 19,695.74	\$ 19,618.71	-0.39%
MGS-S Customer 2506	\$ 1,048.68	-2.31%	\$ 1,917.16	\$ 1,892.32	-1.30%	\$ 4,818.89	\$ 4,794.05	-0.52%
MGS-S Customer 2507	\$ 1,008.31	-1.74%	\$ 1,370.19	\$ 1,352.29	-1.31%	\$ 2,883.04	\$ 2,865.14	-0.62%
MGS-S Customer 2508	\$ 1,145.47	-2.45%	\$ 2,191.28	\$ 2,162.54	-1.31%	\$ 4,223.23	\$ 4,194.49	-0.68%
MGS-S Customer 2509	\$ 2,370.57	-2.99%	\$ 5,643.19	\$ 5,570.20	-1.29%	\$ 14,692.87	\$ 14,619.88	-0.50%
MGS-S Customer 2510	\$ 3,749.45	-3.45%	\$ 10,513.45	\$ 10,379.38	-1.28%	\$ 34,426.55	\$ 34,292.48	-0.39%
MGS-S Customer 2511	\$ 1,173.75	-2.05%	\$ 1,904.35	\$ 1,879.81	-1.29%	\$ 5,201.09	\$ 5,176.55	-0.47%
MGS-S Customer 2512	\$ 723.07	-1.59%	\$ 878.44	\$ 866.76	-1.33%	\$ 1,105.71	\$ 1,094.03	-1.06%
MGS-S Customer 2513	\$ 933.03	-1.57%	\$ 1,119.70	\$ 1,104.83	-1.33%	\$ 1,462.49	\$ 1,447.62	-1.02%
MGS-S Customer 2514	\$ 1,837.07	-2.74%	\$ 4,001.40	\$ 3,949.73	-1.29%	\$ 11,026.33	\$ 10,974.66	-0.47%
MGS-S Customer 2515	\$ 8,712.44	-3.65%	\$ 26,176.26	\$ 25,846.52	-1.26%	\$ 103,578.47	\$ 103,248.73	-0.32%
MGS-S Customer 2516	\$ 2,247.87	-3.16%	\$ 5,772.83	\$ 5,699.51	-1.27%	\$ 19,966.21	\$ 19,892.89	-0.37%
MGS-S Customer 2517	\$ 2,169.69	-3.13%	\$ 5,513.38	\$ 5,443.21	-1.27%	\$ 18,517.96	\$ 18,447.79	-0.38%

Customer	Distribution 8/25 Prices	Distribution % Difference	Delivery 1/25 Prices	Delivery 8/25 Prices	Delivery % Difference	Bundled 1/25 Prices	Bundled 8/25 Prices	Bundled % Difference
MGS-S Customer 2518	\$ 653.27	-1.34%	\$ 662.11	\$ 653.27	-1.34%	\$ 662.11	\$ 653.27	-1.34%
MGS-S Customer 2519	\$ 1,729.69	-2.95%	\$ 4,136.87	\$ 4,084.22	-1.27%	\$ 14,227.15	\$ 14,174.50	-0.37%
MGS-S Customer 2520	\$ 1,487.37	-2.44%	\$ 2,862.69	\$ 2,825.45	-1.30%	\$ 6,583.91	\$ 6,546.67	-0.57%
MGS-S Customer 2521	\$ 1,310.48	-2.25%	\$ 2,305.61	\$ 2,275.44	-1.31%	\$ 4,746.97	\$ 4,716.80	-0.64%
MGS-S Customer 2522	\$ 880.75	-1.43%	\$ 955.88	\$ 943.14	-1.33%	\$ 1,065.57	\$ 1,052.83	-1.20%
MGS-S Customer 2523	\$ 1,223.95	-2.14%	\$ 2,032.09	\$ 2,005.37	-1.31%	\$ 3,792.21	\$ 3,765.49	-0.70%
MGS-S Customer 2524	\$ 951.00	-1.61%	\$ 1,173.07	\$ 1,157.49	-1.33%	\$ 1,520.43	\$ 1,504.85	-1.02%
MGS-S Customer 2525	\$ 1,150.80	-2.46%	\$ 2,242.82	\$ 2,213.84	-1.29%	\$ 5,952.62	\$ 5,923.64	-0.49%
MGS-S Customer 2526	\$ 916.23	-1.52%	\$ 1,061.66	\$ 1,047.55	-1.33%	\$ 1,258.65	\$ 1,244.54	-1.12%
MGS-S Customer 2527	\$ 1,181.42	-2.48%	\$ 2,317.29	\$ 2,287.21	-1.30%	\$ 5,462.05	\$ 5,431.97	-0.55%
MGS-S Customer 2528	\$ 1,091.55	-2.37%	\$ 2,052.21	\$ 2,025.67	-1.29%	\$ 5,284.27	\$ 5,257.73	-0.50%
MGS-S Customer 2529	\$ 850.47	-1.34%	\$ 861.98	\$ 850.47	-1.34%	\$ 861.98	\$ 850.47	-1.34%
MGS-S Customer 2530	\$ 1,254.62	-2.59%	\$ 2,570.92	\$ 2,537.62	-1.30%	\$ 6,656.87	\$ 6,623.57	-0.50%
MGS-S Customer 2531	\$ 1,249.09	-2.58%	\$ 2,575.45	\$ 2,542.36	-1.28%	\$ 7,670.01	\$ 7,636.92	-0.43%
MGS-S Customer 2532	\$ 726.49	-1.60%	\$ 887.79	\$ 875.97	-1.33%	\$ 1,050.73	\$ 1,038.91	-1.12%
MGS-S Customer 2533	\$ 1,181.75	-2.07%	\$ 1,893.92	\$ 1,868.93	-1.32%	\$ 3,164.53	\$ 3,139.54	-0.79%
MGS-S Customer 2534	\$ 964.45	-1.64%	\$ 1,229.42	\$ 1,213.30	-1.31%	\$ 2,340.06	\$ 2,323.94	-0.69%
MGS-S Customer 2535	\$ 991.08	-1.71%	\$ 1,307.57	\$ 1,290.33	-1.32%	\$ 2,218.02	\$ 2,200.78	-0.78%
MGS-S Customer 2536	\$ 1,262.76	-2.19%	\$ 2,215.88	\$ 2,187.59	-1.28%	\$ 7,209.20	\$ 7,180.91	-0.39%
MGS-S Customer 2537	\$ 2,180.51	-2.92%	\$ 4,974.00	\$ 4,908.36	-1.32%	\$ 8,548.17	\$ 8,482.53	-0.77%
MGS-S Customer 2538	\$ 3,949.57	-3.37%	\$ 10,979.21	\$ 10,841.58	-1.25%	\$ 45,578.25	\$ 45,440.62	-0.30%
MGS-S Customer 2539	\$ 1,414.31	-2.38%	\$ 2,652.53	\$ 2,618.08	-1.30%	\$ 6,490.19	\$ 6,455.74	-0.53%
MGS-S Customer 2540	\$ 1,191.17	-2.38%	\$ 1,746.11	\$ 1,717.09	-1.66%	\$ 5,311.14	\$ 5,282.12	-0.55%
MGS-S Customer 2541	\$ 4,870.11	-3.47%	\$ 13,770.55	\$ 13,595.44	-1.27%	\$ 48,163.91	\$ 47,988.80	-0.36%
MGS-S Customer 2542	\$ 1,202.08	-2.10%	\$ 1,972.48	\$ 1,946.66	-1.31%	\$ 4,067.73	\$ 4,041.91	-0.63%
MGS-S Customer 2543	\$ 1,083.96	-1.90%	\$ 1,585.86	\$ 1,564.84	-1.33%	\$ 2,311.66	\$ 2,290.64	-0.91%
MGS-S Customer 2544	\$ 1,180.22	-2.07%	\$ 1,861.22	\$ 1,836.33	-1.34%	\$ 1,861.22	\$ 1,836.33	-1.34%
MGS-S Customer 2545	\$ 4,733.89	-3.46%	\$ 13,392.29	\$ 13,222.73	-1.27%	\$ 49,522.46	\$ 49,352.90	-0.34%
MGS-S Customer 2546	\$ 1,316.11	-2.26%	\$ 2,319.78	\$ 2,289.31	-1.31%	\$ 4,463.37	\$ 4,432.90	-0.68%
MGS-S Customer 2547	\$ 1,230.25	-2.15%	\$ 2,064.99	\$ 2,038.03	-1.31%	\$ 4,501.09	\$ 4,474.13	-0.60%
MGS-S Customer 2548	\$ 3,417.88	-3.28%	\$ 9,296.23	\$ 9,180.23	-1.25%	\$ 40,545.06	\$ 40,429.06	-0.29%
MGS-S Customer 2549	\$ 2,579.18	-3.08%	\$ 6,481.37	\$ 6,399.51	-1.26%	\$ 24,600.16	\$ 24,518.30	-0.33%
MGS-S Customer 2550	\$ 1,047.17	-1.83%	\$ 1,486.92	\$ 1,467.41	-1.31%	\$ 2,839.80	\$ 2,820.29	-0.69%
MGS-S Customer 2551	\$ 1,482.88	-2.45%	\$ 2,876.30	\$ 2,839.05	-1.30%	\$ 7,474.27	\$ 7,437.02	-0.50%
MGS-S Customer 2552	\$ 850.47	-1.34%	\$ 978.67	\$ 967.15	-1.18%	\$ 6,698.25	\$ 6,686.73	-0.17%
MGS-S Customer 2553	\$ 1,181.86	-2.50%	\$ 2,281.61	\$ 2,251.25	-1.33%	\$ 2,980.90	\$ 2,950.54	-1.02%
MGS-S Customer 2554	\$ 1,531.59	-2.50%	\$ 2,996.35	\$ 2,957.11	-1.31%	\$ 6,227.73	\$ 6,188.49	-0.63%
MGS-S Customer 2555	\$ 1,056.87	-1.85%	\$ 1,514.80	\$ 1,494.89	-1.31%	\$ 2,789.98	\$ 2,770.07	-0.71%
MGS-S Customer 2556	\$ 884.17	-1.44%	\$ 966.71	\$ 953.83	-1.33%	\$ 1,084.40	\$ 1,071.52	-1.19%
MGS-S Customer 2557	\$ 1,207.75	-2.11%	\$ 2,009.14	\$ 1,983.09	-1.30%	\$ 5,056.32	\$ 5,030.27	-0.52%

Customer	Distribution 8/25 Prices	Distribution % Difference	Delivery 1/25 Prices	Delivery 8/25 Prices	Delivery % Difference	Bundled 1/25 Prices	Bundled 8/25 Prices	Bundled % Difference
MGS-S Customer 2558	\$ 1,013.63	-1.76%	\$ 1,381.71	\$ 1,363.55	-1.31%	\$ 2,569.71	\$ 2,551.55	-0.71%
MGS-S Customer 2559	\$ 1,060.18	-1.86%	\$ 1,525.76	\$ 1,505.71	-1.31%	\$ 2,846.53	\$ 2,826.48	-0.70%
MGS-S Customer 2560	\$ 3,274.64	-3.25%	\$ 8,654.52	\$ 8,544.35	-1.27%	\$ 29,770.45	\$ 29,660.28	-0.37%
MGS-S Customer 2561	\$ 979.01	-1.68%	\$ 1,265.73	\$ 1,248.99	-1.32%	\$ 1,922.86	\$ 1,906.12	-0.87%
MGS-S Customer 2562	\$ 664.36	-1.38%	\$ 696.19	\$ 686.90	-1.33%	\$ 715.39	\$ 706.10	-1.30%
MGS-S Customer 2563	\$ 1,142.32	-2.01%	\$ 1,779.89	\$ 1,756.50	-1.31%	\$ 3,329.31	\$ 3,305.92	-0.70%
MGS-S Customer 2564	\$ 1,232.36	-2.15%	\$ 2,081.23	\$ 2,054.17	-1.30%	\$ 4,998.04	\$ 4,970.98	-0.54%
MGS-S Customer 2565	\$ 1,570.59	-2.68%	\$ 2,994.53	\$ 2,951.21	-1.45%	\$ 7,862.16	\$ 7,818.84	-0.55%
MGS-S Customer 2566	\$ 868.08	-1.98%	\$ 1,326.83	\$ 1,309.25	-1.32%	\$ 1,933.80	\$ 1,916.22	-0.91%
MGS-S Customer 2567	\$ 1,006.93	-2.26%	\$ 1,769.14	\$ 1,745.90	-1.31%	\$ 3,387.11	\$ 3,363.87	-0.69%
MGS-S Customer 2568	\$ 1,186.24	-2.51%	\$ 2,367.77	\$ 2,337.24	-1.29%	\$ 6,637.69	\$ 6,607.16	-0.46%
MGS-S Customer 2569	\$ 1,165.81	-2.48%	\$ 2,303.36	\$ 2,273.66	-1.29%	\$ 6,457.99	\$ 6,428.29	-0.46%
MGS-S Customer 2570	\$ 1,057.19	-2.34%	\$ 1,935.84	\$ 1,910.56	-1.31%	\$ 4,243.97	\$ 4,218.69	-0.60%
MGS-S Customer 2571	\$ 1,130.10	-2.44%	\$ 2,174.88	\$ 2,146.63	-1.30%	\$ 5,346.84	\$ 5,318.59	-0.53%
MGS-S Customer 2572	\$ 653.27	-1.34%	\$ 850.56	\$ 841.71	-1.04%	\$ 10,088.09	\$ 10,079.24	-0.09%
MGS-S Customer 2573	\$ 842.95	-1.93%	\$ 1,242.95	\$ 1,226.39	-1.33%	\$ 1,478.90	\$ 1,462.34	-1.12%
MGS-S Customer 2574	\$ 1,677.83	-2.62%	\$ 3,498.87	\$ 3,453.68	-1.29%	\$ 9,594.61	\$ 9,549.42	-0.47%
MGS-S Customer 2575	\$ 1,024.37	-2.28%	\$ 1,819.49	\$ 1,795.54	-1.32%	\$ 3,309.49	\$ 3,285.54	-0.72%
MGS-S Customer 2576	\$ 3,902.72	-3.36%	\$ 10,744.62	\$ 10,608.89	-1.26%	\$ 40,818.82	\$ 40,683.09	-0.33%
MGS-S Customer 2577	\$ 3,041.79	-3.45%	\$ 7,171.57	\$ 7,062.96	-1.51%	\$ 17,130.79	\$ 17,022.18	-0.63%
MGS-S Customer 2578	\$ 722.67	-1.59%	\$ 883.50	\$ 871.83	-1.32%	\$ 1,404.54	\$ 1,392.87	-0.83%
MGS-S Customer 2579	\$ 1,059.97	-1.86%	\$ 1,504.98	\$ 1,484.94	-1.33%	\$ 1,838.06	\$ 1,818.02	-1.09%
MGS-S Customer 2580	\$ 1,147.03	-2.46%	\$ 2,213.38	\$ 2,184.44	-1.31%	\$ 4,752.89	\$ 4,723.95	-0.61%
MGS-S Customer 2581	\$ 1,037.42	-1.81%	\$ 1,471.56	\$ 1,452.44	-1.30%	\$ 3,522.94	\$ 3,503.82	-0.54%
MGS-S Customer 2582	\$ 1,067.09	-1.87%	\$ 1,553.37	\$ 1,533.04	-1.31%	\$ 3,198.20	\$ 3,177.87	-0.64%
MGS-S Customer 2583	\$ 987.74	-2.22%	\$ 1,730.90	\$ 1,708.44	-1.30%	\$ 4,331.88	\$ 4,309.42	-0.52%
MGS-S Customer 2584	\$ 1,586.19	-2.87%	\$ 3,595.40	\$ 3,548.59	-1.30%	\$ 8,504.85	\$ 8,458.04	-0.55%
MGS-S Customer 2585	\$ 956.11	-2.17%	\$ 1,623.70	\$ 1,602.53	-1.30%	\$ 3,678.39	\$ 3,657.22	-0.58%
MGS-S Customer 2586	\$ 691.86	-1.48%	\$ 786.85	\$ 776.43	-1.32%	\$ 1,155.92	\$ 1,145.50	-0.90%
MGS-S Customer 2587	\$ 1,365.23	-2.32%	\$ 2,482.59	\$ 2,450.13	-1.31%	\$ 5,294.73	\$ 5,262.27	-0.61%
MGS-S Customer 2588	\$ 1,214.72	-2.12%	\$ 2,016.52	\$ 1,990.19	-1.31%	\$ 4,388.75	\$ 4,362.42	-0.60%
MGS-S Customer 2589	\$ 986.70	-1.70%	\$ 1,297.49	\$ 1,280.44	-1.31%	\$ 2,367.00	\$ 2,349.95	-0.72%
MGS-S Customer 2590	\$ 1,037.99	-1.81%	\$ 1,459.18	\$ 1,440.03	-1.31%	\$ 2,819.15	\$ 2,800.00	-0.68%
MGS-S Customer 2591	\$ 5,819.95	-3.70%	\$ 16,345.75	\$ 16,122.21	-1.37%	\$ 64,967.23	\$ 64,743.69	-0.34%
MGS-S Customer 2592	\$ 1,399.50	-2.36%	\$ 2,611.70	\$ 2,577.84	-1.30%	\$ 6,652.06	\$ 6,618.20	-0.51%
MGS-S Customer 2593	\$ 2,204.66	-2.93%	\$ 5,092.46	\$ 5,025.84	-1.31%	\$ 10,878.77	\$ 10,812.15	-0.61%
MGS-S Customer 2594	\$ 1,071.17	-1.88%	\$ 1,555.29	\$ 1,534.80	-1.32%	\$ 2,687.76	\$ 2,667.27	-0.76%
MGS-S Customer 2595	\$ 1,008.79	-2.26%	\$ 1,810.29	\$ 1,786.98	-1.29%	\$ 5,169.07	\$ 5,145.76	-0.45%
MGS-S Customer 2596	\$ 1,490.73	-2.46%	\$ 2,875.97	\$ 2,838.40	-1.31%	\$ 6,290.17	\$ 6,252.60	-0.60%
MGS-S Customer 2597	\$ 1,707.61	-2.94%	\$ 4,003.02	\$ 3,951.27	-1.29%	\$ 10,819.76	\$ 10,768.01	-0.48%

Internal Use

Customer	Distribution 8/25 Prices	Distribution % Difference	Delivery 1/25 Prices	Delivery 8/25 Prices	Delivery % Difference	Bundled 1/25 Prices	Bundled 8/25 Prices	Bundled % Difference
MGS-S Customer 2598	\$ 917.82	-2.09%	\$ 1,469.62	\$ 1,450.01	-1.33%	\$ 1,671.07	\$ 1,651.46	-1.17%
MGS-S Customer 2599	\$ 890.26	-1.45%	\$ 987.68	\$ 974.55	-1.33%	\$ 1,227.06	\$ 1,213.93	-1.07%
MGS-S Customer 2600	\$ 1,159.41	-2.48%	\$ 2,268.79	\$ 2,239.35	-1.30%	\$ 5,681.05	\$ 5,651.61	-0.52%
MGS-S Customer 2601	\$ 1,432.78	-2.40%	\$ 2,728.39	\$ 2,693.18	-1.29%	\$ 7,534.32	\$ 7,499.11	-0.47%
MGS-S Customer 2602	\$ 862.55	-1.97%	\$ 1,334.79	\$ 1,317.43	-1.30%	\$ 3,153.87	\$ 3,136.51	-0.55%
MGS-S Customer 2603	\$ 1,709.41	-2.65%	\$ 3,586.79	\$ 3,540.32	-1.30%	\$ 9,291.29	\$ 9,244.82	-0.50%
MGS-S Customer 2604	\$ 955.32	-1.62%	\$ 1,190.38	\$ 1,174.60	-1.33%	\$ 1,679.43	\$ 1,663.65	-0.94%
MGS-S Customer 2605	\$ 1,196.40	-2.09%	\$ 1,947.10	\$ 1,921.51	-1.31%	\$ 3,642.89	\$ 3,617.30	-0.70%
MGS-S Customer 2606	\$ 1,254.45	-2.18%	\$ 2,134.39	\$ 2,106.44	-1.31%	\$ 4,369.62	\$ 4,341.67	-0.64%
MGS-S Customer 2607	\$ 2,672.16	-3.11%	\$ 6,782.00	\$ 6,696.35	-1.26%	\$ 25,795.47	\$ 25,709.82	-0.33%
MGS-S Customer 2608	\$ 1,449.24	-2.42%	\$ 2,767.88	\$ 2,732.00	-1.30%	\$ 7,059.62	\$ 7,023.74	-0.51%
MGS-S Customer 2609	\$ 990.26	-1.71%	\$ 1,300.04	\$ 1,282.84	-1.32%	\$ 1,964.48	\$ 1,947.28	-0.88%
MGS-S Customer 2610	\$ 869.11	-1.99%	\$ 1,333.23	\$ 1,315.60	-1.32%	\$ 2,100.28	\$ 2,082.65	-0.84%
MGS-S Customer 2611	\$ 1,003.62	-1.74%	\$ 1,336.39	\$ 1,318.65	-1.33%	\$ 1,793.44	\$ 1,775.70	-0.99%
MGS-S Customer 2612	\$ 1,014.92	-1.76%	\$ 1,385.16	\$ 1,366.95	-1.31%	\$ 2,550.42	\$ 2,532.21	-0.71%
MGS-S Customer 2613	\$ 681.95	-1.45%	\$ 751.70	\$ 741.69	-1.33%	\$ 872.59	\$ 862.58	-1.15%
MGS-S Customer 2614	\$ 1,644.99	-2.61%	\$ 3,341.42	\$ 3,297.27	-1.32%	\$ 7,509.76	\$ 7,465.61	-0.59%
MGS-S Customer 2615	\$ 1,423.28	-2.39%	\$ 2,700.04	\$ 2,665.22	-1.29%	\$ 7,529.85	\$ 7,495.03	-0.46%
MGS-S Customer 2616	\$ 744.96	-1.66%	\$ 945.47	\$ 932.90	-1.33%	\$ 1,186.11	\$ 1,173.54	-1.06%
MGS-S Customer 2617	\$ 1,219.52	-2.55%	\$ 2,428.63	\$ 2,396.74	-1.31%	\$ 4,727.27	\$ 4,695.38	-0.67%
MGS-S Customer 2618	\$ 1,193.57	-2.52%	\$ 2,374.94	\$ 2,344.11	-1.30%	\$ 5,905.80	\$ 5,874.97	-0.52%
MGS-S Customer 2619	\$ 793.20	-1.80%	\$ 1,113.13	\$ 1,098.59	-1.31%	\$ 2,389.91	\$ 2,375.37	-0.61%
MGS-S Customer 2620	\$ 869.77	-1.39%	\$ 923.22	\$ 910.93	-1.33%	\$ 1,052.22	\$ 1,039.93	-1.17%
MGS-S Customer 2621	\$ 659.82	-1.36%	\$ 682.47	\$ 673.36	-1.33%	\$ 704.87	\$ 695.76	-1.29%
MGS-S Customer 2622	\$ 926.13	-2.11%	\$ 1,510.32	\$ 1,490.37	-1.32%	\$ 2,470.13	\$ 2,450.18	-0.81%
MGS-S Customer 2623	\$ 1,002.02	-1.73%	\$ 1,329.88	\$ 1,312.20	-1.33%	\$ 1,705.69	\$ 1,688.01	-1.04%
MGS-S Customer 2624	\$ 893.62	-2.04%	\$ 1,417.44	\$ 1,398.82	-1.31%	\$ 2,663.71	\$ 2,645.09	-0.70%
MGS-S Customer 2625	\$ 864.87	-1.38%	\$ 906.48	\$ 894.38	-1.33%	\$ 944.53	\$ 932.43	-1.28%
MGS-S Customer 2626	\$ 880.50	-1.43%	\$ 953.64	\$ 940.91	-1.33%	\$ 976.15	\$ 963.42	-1.30%
MGS-S Customer 2627	\$ 1,207.96	-2.11%	\$ 1,981.73	\$ 1,955.67	-1.32%	\$ 3,654.55	\$ 3,628.49	-0.71%
MGS-S Customer 2628	\$ 983.71	-2.22%	\$ 1,715.72	\$ 1,693.43	-1.30%	\$ 4,172.05	\$ 4,149.76	-0.53%
MGS-S Customer 2629	\$ 929.58	-1.56%	\$ 1,113.61	\$ 1,098.88	-1.32%	\$ 1,672.59	\$ 1,657.86	-0.88%
MGS-S Customer 2630	\$ 947.17	-1.60%	\$ 1,161.33	\$ 1,145.88	-1.33%	\$ 1,440.25	\$ 1,424.80	-1.07%
MGS-S Customer 2631	\$ 1,146.04	-2.01%	\$ 1,801.52	\$ 1,777.98	-1.31%	\$ 3,858.27	\$ 3,834.73	-0.61%
MGS-S Customer 2632	\$ 3,164.35	-3.37%	\$ 8,672.05	\$ 8,561.65	-1.27%	\$ 29,074.97	\$ 28,964.57	-0.38%
MGS-S Customer 2633	\$ 1,149.13	-2.02%	\$ 1,809.71	\$ 1,786.04	-1.31%	\$ 3,807.04	\$ 3,783.37	-0.62%
MGS-S Customer 2634	\$ 1,144.80	-2.01%	\$ 1,800.22	\$ 1,776.73	-1.30%	\$ 3,977.40	\$ 3,953.91	-0.59%
MGS-S Customer 2635	\$ 1,187.73	-2.08%	\$ 1,915.73	\$ 1,890.50	-1.32%	\$ 3,364.59	\$ 3,339.36	-0.75%
MGS-S Customer 2636	\$ 1,026.33	-1.79%	\$ 1,431.08	\$ 1,412.41	-1.30%	\$ 3,149.61	\$ 3,130.94	-0.59%
MGS-S Customer 2637	\$ 1,027.73	-1.89%	\$ 1,363.63	\$ 1,343.86	-1.45%	\$ 2,702.80	\$ 2,683.03	-0.73%

Customer	Distribution 8/25 Prices	Distribution % Difference	Delivery 1/25 Prices	Delivery 8/25 Prices	Delivery % Difference	Bundled 1/25 Prices	Bundled 8/25 Prices	Bundled % Difference
MGS-S Customer 2638	\$ 1,220.86	-2.13%	\$ 1,999.53	\$ 1,972.94	-1.33%	\$ 2,624.44	\$ 2,597.85	-1.01%
MGS-S Customer 2639	\$ 713.48	-1.56%	\$ 848.58	\$ 837.29	-1.33%	\$ 1,025.35	\$ 1,014.06	-1.10%
MGS-S Customer 2640	\$ 862.30	-1.97%	\$ 1,321.72	\$ 1,304.37	-1.31%	\$ 2,538.51	\$ 2,521.16	-0.68%
MGS-S Customer 2641	\$ 940.15	-1.59%	\$ 1,142.23	\$ 1,127.07	-1.33%	\$ 1,529.58	\$ 1,514.42	-0.99%
MGS-S Customer 2642	\$ 906.51	-1.50%	\$ 1,047.47	\$ 1,033.68	-1.32%	\$ 1,798.07	\$ 1,784.28	-0.77%
MGS-S Customer 2643	\$ 850.47	-1.34%	\$ 861.98	\$ 850.47	-1.34%	\$ 861.98	\$ 850.47	-1.34%
MGS-S Customer 2644	\$ 850.47	-1.34%	\$ 861.98	\$ 850.47	-1.34%	\$ 861.98	\$ 850.47	-1.34%
MGS-S Customer 2645	\$ 885.56	-1.44%	\$ 971.34	\$ 958.40	-1.33%	\$ 1,108.46	\$ 1,095.52	-1.17%
MGS-S Customer 2646	\$ 833.87	-1.90%	\$ 1,230.98	\$ 1,214.78	-1.32%	\$ 2,231.93	\$ 2,215.73	-0.73%
MGS-S Customer 2647	\$ 963.79	-1.65%	\$ 1,218.15	\$ 1,202.03	-1.32%	\$ 1,808.89	\$ 1,792.77	-0.89%
MGS-S Customer 2648	\$ 653.27	-1.34%	\$ 662.11	\$ 653.27	-1.34%	\$ 662.11	\$ 653.27	-1.34%
MGS-S Customer 2649	\$ 811.16	-1.85%	\$ 1,160.91	\$ 1,145.64	-1.32%	\$ 2,107.01	\$ 2,091.74	-0.72%
MGS-S Customer 2650	\$ 1,279.22	-2.21%	\$ 2,228.93	\$ 2,199.97	-1.30%	\$ 5,411.40	\$ 5,382.44	-0.54%
MGS-S Customer 2651	\$ 1,072.92	-1.88%	\$ 1,546.89	\$ 1,526.33	-1.33%	\$ 2,006.34	\$ 1,985.78	-1.02%
MGS-S Customer 2652	\$ 876.07	-2.00%	\$ 1,352.35	\$ 1,334.44	-1.32%	\$ 2,019.42	\$ 2,001.51	-0.89%
MGS-S Customer 2653	\$ 1,097.12	-1.93%	\$ 1,637.58	\$ 1,616.03	-1.32%	\$ 2,940.19	\$ 2,918.64	-0.73%
MGS-S Customer 2654	\$ 1,031.18	-1.80%	\$ 1,438.31	\$ 1,419.45	-1.31%	\$ 2,789.59	\$ 2,770.73	-0.68%
MGS-S Customer 2655	\$ 954.50	-1.62%	\$ 1,191.60	\$ 1,175.85	-1.32%	\$ 1,863.47	\$ 1,847.72	-0.85%
MGS-S Customer 2656	\$ 1,094.54	-1.92%	\$ 1,619.24	\$ 1,597.80	-1.32%	\$ 2,406.75	\$ 2,385.31	-0.89%
MGS-S Customer 2657	\$ 748.47	-1.67%	\$ 968.18	\$ 955.46	-1.31%	\$ 1,799.45	\$ 1,786.73	-0.71%
MGS-S Customer 2658	\$ 658.17	-1.35%	\$ 677.19	\$ 668.15	-1.33%	\$ 686.79	\$ 677.75	-1.32%
MGS-S Customer 2659	\$ 656.62	-1.35%	\$ 672.51	\$ 663.53	-1.34%	\$ 683.25	\$ 674.27	-1.31%
MGS-S Customer 2660	\$ 678.91	-1.44%	\$ 743.69	\$ 733.80	-1.33%	\$ 925.14	\$ 915.25	-1.07%
MGS-S Customer 2661	\$ 931.18	-1.56%	\$ 1,109.15	\$ 1,094.35	-1.33%	\$ 1,211.19	\$ 1,196.39	-1.22%
MGS-S Customer 2662	\$ 661.52	-1.37%	\$ 687.54	\$ 678.36	-1.34%	\$ 705.25	\$ 696.07	-1.30%
MGS-S Customer 2663	\$ 856.83	-1.96%	\$ 1,308.12	\$ 1,290.99	-1.31%	\$ 2,672.43	\$ 2,655.30	-0.64%
MGS-S Customer 2664	\$ 853.42	-1.95%	\$ 1,294.30	\$ 1,277.31	-1.31%	\$ 2,488.01	\$ 2,471.02	-0.68%
MGS-S Customer 2665	\$ 691.35	-1.48%	\$ 778.31	\$ 767.92	-1.33%	\$ 805.85	\$ 795.46	-1.29%
MGS-S Customer 2666	\$ 1,688.97	-2.63%	\$ 3,483.32	\$ 3,437.69	-1.31%	\$ 7,158.04	\$ 7,112.41	-0.64%
MGS-S Customer 2667	\$ 917.30	-1.53%	\$ 1,073.73	\$ 1,059.50	-1.33%	\$ 1,505.88	\$ 1,491.65	-0.94%
MGS-S Customer 2668	\$ 965.85	-1.65%	\$ 1,218.80	\$ 1,202.59	-1.33%	\$ 1,534.05	\$ 1,517.84	-1.06%
MGS-S Customer 2669	\$ 978.96	-1.68%	\$ 1,271.07	\$ 1,254.33	-1.32%	\$ 2,197.63	\$ 2,180.89	-0.76%
MGS-S Customer 2670	\$ 853.42	-1.95%	\$ 1,284.60	\$ 1,267.61	-1.32%	\$ 2,002.75	\$ 1,985.76	-0.85%
MGS-S Customer 2671	\$ 881.03	-2.01%	\$ 1,381.55	\$ 1,363.44	-1.31%	\$ 2,742.77	\$ 2,724.66	-0.66%
MGS-S Customer 2672	\$ 927.98	-1.56%	\$ 1,104.22	\$ 1,089.55	-1.33%	\$ 1,441.07	\$ 1,426.40	-1.02%
MGS-S Customer 2673	\$ 973.90	-1.67%	\$ 1,254.48	\$ 1,237.94	-1.32%	\$ 2,120.48	\$ 2,103.94	-0.78%
MGS-S Customer 2674	\$ 778.96	-1.76%	\$ 1,056.09	\$ 1,042.13	-1.32%	\$ 1,657.00	\$ 1,643.04	-0.84%
MGS-S Customer 2675	\$ 1,220.96	-2.13%	\$ 2,020.52	\$ 1,993.93	-1.32%	\$ 3,659.06	\$ 3,632.47	-0.73%
MGS-S Customer 2676	\$ 954.09	-1.62%	\$ 1,185.40	\$ 1,169.67	-1.33%	\$ 1,615.03	\$ 1,599.30	-0.97%
MGS-S Customer 2677	\$ 855.54	-1.96%	\$ 1,304.02	\$ 1,286.95	-1.31%	\$ 2,659.42	\$ 2,642.35	-0.64%

Customer	Distribution 8/25 Prices	Distribution % Difference	Delivery 1/25 Prices	Delivery 8/25 Prices	Delivery % Difference	Bundled 1/25 Prices	Bundled 8/25 Prices	Bundled % Difference
MGS-S Customer 2678	\$ 866.37	-1.38%	\$ 912.14	\$ 899.98	-1.33%	\$ 1,004.81	\$ 992.65	-1.21%
MGS-S Customer 2679	\$ 777.11	-1.75%	\$ 1,039.03	\$ 1,025.14	-1.34%	\$ 1,080.16	\$ 1,066.27	-1.29%
MGS-S Customer 2680	\$ 850.47	-1.34%	\$ 861.98	\$ 850.47	-1.34%	\$ 861.98	\$ 850.47	-1.34%
MGS-S Customer 2681	\$ 988.97	-1.70%	\$ 1,290.77	\$ 1,273.62	-1.33%	\$ 1,692.98	\$ 1,675.83	-1.01%
MGS-S Customer 2682	\$ 673.60	-1.42%	\$ 726.24	\$ 716.57	-1.33%	\$ 843.47	\$ 833.80	-1.15%
MGS-S Customer 2683	\$ 876.18	-2.00%	\$ 1,359.47	\$ 1,341.56	-1.32%	\$ 2,360.42	\$ 2,342.51	-0.76%
MGS-S Customer 2684	\$ 865.39	-1.38%	\$ 908.77	\$ 896.65	-1.33%	\$ 982.01	\$ 969.89	-1.23%
MGS-S Customer 2685	\$ 893.51	-2.04%	\$ 1,422.85	\$ 1,404.22	-1.31%	\$ 2,949.41	\$ 2,930.78	-0.63%
MGS-S Customer 2686	\$ 1,011.47	-1.75%	\$ 1,382.03	\$ 1,363.97	-1.31%	\$ 2,908.59	\$ 2,890.53	-0.62%
MGS-S Customer 2687	\$ 835.77	-1.91%	\$ 1,216.36	\$ 1,200.09	-1.34%	\$ 1,216.36	\$ 1,200.09	-1.34%
MGS-S Customer 2688	\$ 976.79	-1.68%	\$ 1,245.59	\$ 1,228.93	-1.34%	\$ 1,245.59	\$ 1,228.93	-1.34%
MGS-S Customer 2689	\$ 998.67	-1.73%	\$ 1,326.57	\$ 1,309.03	-1.32%	\$ 2,039.58	\$ 2,022.04	-0.86%
MGS-S Customer 2690	\$ 897.23	-2.05%	\$ 1,429.95	\$ 1,411.18	-1.31%	\$ 2,751.75	\$ 2,732.98	-0.68%
MGS-S Customer 2691	\$ 653.27	-1.34%	\$ 662.11	\$ 653.27	-1.34%	\$ 662.11	\$ 653.27	-1.34%
MGS-S Customer 2692	\$ 1,202.08	-2.53%	\$ 2,415.84	\$ 2,384.66	-1.29%	\$ 6,683.93	\$ 6,652.75	-0.47%
MGS-S Customer 2693	\$ 896.40	-1.47%	\$ 1,011.07	\$ 997.69	-1.32%	\$ 1,482.64	\$ 1,469.26	-0.90%
MGS-S Customer 2694	\$ 1,582.68	-2.54%	\$ 3,156.89	\$ 3,115.58	-1.31%	\$ 6,653.36	\$ 6,612.05	-0.62%
MGS-S Customer 2695	\$ 855.43	-1.35%	\$ 877.03	\$ 865.31	-1.34%	\$ 877.03	\$ 865.31	-1.34%
MGS-S Customer 2696	\$ 777.16	-1.75%	\$ 1,049.36	\$ 1,035.48	-1.32%	\$ 1,589.48	\$ 1,575.60	-0.87%
MGS-S Customer 2697	\$ 867.40	-1.39%	\$ 915.06	\$ 902.86	-1.33%	\$ 997.33	\$ 985.13	-1.22%
MGS-S Customer 2698	\$ 1,104.35	-1.94%	\$ 1,662.04	\$ 1,640.20	-1.31%	\$ 3,088.05	\$ 3,066.21	-0.71%
MGS-S Customer 2699	\$ 658.27	-1.36%	\$ 677.90	\$ 668.85	-1.34%	\$ 706.69	\$ 697.64	-1.28%
MGS-S Customer 2700	\$ 776.59	-1.75%	\$ 1,047.05	\$ 1,033.19	-1.32%	\$ 1,558.49	\$ 1,544.63	-0.89%
MGS-S Customer 2701	\$ 1,641.69	-2.70%	\$ 3,207.07	\$ 3,161.55	-1.42%	\$ 5,812.28	\$ 5,766.76	-0.78%
MGS-S Customer 2702	\$ 892.79	-1.46%	\$ 993.64	\$ 980.41	-1.33%	\$ 1,148.70	\$ 1,135.47	-1.15%
MGS-S Customer 2703	\$ 1,027.98	-1.79%	\$ 1,417.82	\$ 1,399.08	-1.32%	\$ 2,240.52	\$ 2,221.78	-0.84%
MGS-S Customer 2704	\$ 932.21	-2.12%	\$ 1,543.94	\$ 1,523.75	-1.31%	\$ 3,245.67	\$ 3,225.48	-0.62%
MGS-S Customer 2705	\$ 882.47	-1.43%	\$ 964.92	\$ 952.11	-1.33%	\$ 1,248.29	\$ 1,235.48	-1.03%
MGS-S Customer 2706	\$ 903.93	-1.49%	\$ 1,027.68	\$ 1,014.00	-1.33%	\$ 1,192.22	\$ 1,178.54	-1.15%
MGS-S Customer 2707	\$ 688.15	-1.47%	\$ 769.05	\$ 758.79	-1.33%	\$ 818.75	\$ 808.49	-1.25%
MGS-S Customer 2708	\$ 1,002.38	-1.74%	\$ 1,331.70	\$ 1,314.01	-1.33%	\$ 1,743.05	\$ 1,725.36	-1.01%
MGS-S Customer 2709	\$ 921.22	-1.54%	\$ 1,086.14	\$ 1,071.74	-1.33%	\$ 1,542.74	\$ 1,528.34	-0.93%
MGS-S Customer 2710	\$ 1,095.88	-1.92%	\$ 1,623.94	\$ 1,602.44	-1.32%	\$ 2,442.07	\$ 2,420.57	-0.88%
MGS-S Customer 2711	\$ 850.47	-1.34%	\$ 861.98	\$ 850.47	-1.34%	\$ 861.98	\$ 850.47	-1.34%
MGS-S Customer 2712	\$ 671.94	-1.41%	\$ 719.86	\$ 710.26	-1.33%	\$ 770.36	\$ 760.76	-1.25%
MGS-S Customer 2713	\$ 698.42	-1.51%	\$ 802.44	\$ 791.76	-1.33%	\$ 960.47	\$ 949.79	-1.11%
MGS-S Customer 2714	\$ 1,223.64	-2.14%	\$ 2,027.13	\$ 2,000.43	-1.32%	\$ 3,590.26	\$ 3,563.56	-0.74%
MGS-S Customer 2715	\$ 1,477.31	-2.44%	\$ 2,776.02	\$ 2,739.00	-1.33%	\$ 3,287.92	\$ 3,250.90	-1.13%
MGS-S Customer 2716	\$ 1,337.58	-2.29%	\$ 2,456.29	\$ 2,424.96	-1.28%	\$ 8,096.34	\$ 8,065.01	-0.39%
MGS-S Customer 2717	\$ 2,350.18	-2.99%	\$ 5,492.96	\$ 5,420.41	-1.32%	\$ 9,249.95	\$ 9,177.40	-0.78%

Customer	Distribution 8/25 Prices	Distribution % Difference	Delivery 1/25 Prices	Delivery 8/25 Prices	Delivery % Difference	Bundled 1/25 Prices	Bundled 8/25 Prices	Bundled % Difference
MGS-S Customer 2718	\$ 673.49	-1.42%	\$ 724.09	\$ 714.43	-1.33%	\$ 751.51	\$ 741.85	-1.29%
MGS-S Customer 2719	\$ 1,033.09	-1.80%	\$ 1,426.40	\$ 1,407.46	-1.33%	\$ 1,909.39	\$ 1,890.45	-0.99%
MGS-S Customer 2720	\$ 741.50	-1.65%	\$ 946.29	\$ 933.86	-1.31%	\$ 1,741.68	\$ 1,729.25	-0.71%
MGS-S Customer 2721	\$ 660.59	-1.36%	\$ 684.44	\$ 675.30	-1.34%	\$ 688.32	\$ 679.18	-1.33%
MGS-S Customer 2722	\$ 679.89	-1.44%	\$ 743.69	\$ 733.76	-1.34%	\$ 779.23	\$ 769.30	-1.27%
MGS-S Customer 2723	\$ 665.55	-1.38%	\$ 701.00	\$ 691.66	-1.33%	\$ 779.38	\$ 770.04	-1.20%
MGS-S Customer 2724	\$ 932.00	-1.57%	\$ 1,122.81	\$ 1,107.98	-1.32%	\$ 1,771.83	\$ 1,757.00	-0.84%
MGS-S Customer 2725	\$ 1,001.15	-1.73%	\$ 1,324.58	\$ 1,306.94	-1.33%	\$ 1,571.39	\$ 1,553.75	-1.12%
MGS-S Customer 2726	\$ 1,110.54	-1.95%	\$ 1,673.76	\$ 1,651.66	-1.32%	\$ 2,752.41	\$ 2,730.31	-0.80%
MGS-S Customer 2727	\$ 1,000.73	-1.73%	\$ 1,334.51	\$ 1,316.88	-1.32%	\$ 2,129.21	\$ 2,111.58	-0.83%
MGS-S Customer 2728	\$ 919.00	-1.53%	\$ 1,074.00	\$ 1,059.70	-1.33%	\$ 1,266.19	\$ 1,251.89	-1.13%
MGS-S Customer 2729	\$ 653.27	-1.34%	\$ 662.11	\$ 653.27	-1.34%	\$ 662.11	\$ 653.27	-1.34%
MGS-S Customer 2730	\$ 661.52	-1.37%	\$ 687.55	\$ 678.37	-1.34%	\$ 705.83	\$ 696.65	-1.30%
MGS-S Customer 2731	\$ 653.27	-1.34%	\$ 662.11	\$ 653.27	-1.34%	\$ 662.11	\$ 653.27	-1.34%
MGS-S Customer 2732	\$ 906.20	-1.50%	\$ 1,037.56	\$ 1,023.78	-1.33%	\$ 1,348.36	\$ 1,334.58	-1.02%
MGS-S Customer 2733	\$ 873.59	-1.41%	\$ 934.24	\$ 921.79	-1.33%	\$ 1,034.79	\$ 1,022.34	-1.20%
MGS-S Customer 2734	\$ 2,304.77	-2.96%	\$ 5,505.24	\$ 5,434.94	-1.28%	\$ 17,612.62	\$ 17,542.32	-0.40%
MGS-S Customer 2735	\$ 1,776.50	-2.69%	\$ 3,824.79	\$ 3,775.72	-1.28%	\$ 11,508.68	\$ 11,459.61	-0.43%
MGS-S Customer 2736	\$ 2,352.83	-2.98%	\$ 5,578.05	\$ 5,505.72	-1.30%	\$ 13,916.90	\$ 13,844.57	-0.52%
MGS-S Customer 2737	\$ 1,353.65	-2.67%	\$ 2,793.60	\$ 2,756.46	-1.33%	\$ 3,533.69	\$ 3,496.55	-1.05%
MGS-S Customer 2738	\$ 4,020.77	-3.43%	\$ 10,423.09	\$ 10,280.17	-1.37%	\$ 16,172.84	\$ 16,029.92	-0.88%
MGS-S Customer 2739	\$ 7,257.16	-3.60%	\$ 21,625.44	\$ 21,354.62	-1.25%	\$ 89,223.83	\$ 88,953.01	-0.30%
MGS-S Customer 2740	\$ 1,860.47	-2.74%	\$ 4,041.00	\$ 3,988.63	-1.30%	\$ 10,128.97	\$ 10,076.60	-0.52%
MGS-S Customer 2741	\$ 2,680.17	-3.27%	\$ 7,199.14	\$ 7,108.42	-1.26%	\$ 27,423.92	\$ 27,333.20	-0.33%
MGS-S Customer 2742	\$ 2,033.06	-3.08%	\$ 5,024.89	\$ 4,960.21	-1.29%	\$ 14,254.08	\$ 14,189.40	-0.45%
MGS-S Customer 2743	\$ 3,209.79	-3.22%	\$ 8,390.01	\$ 8,283.08	-1.27%	\$ 27,648.01	\$ 27,541.08	-0.39%
MGS-S Customer 2744	\$ 6,555.72	-3.57%	\$ 19,338.48	\$ 19,096.02	-1.25%	\$ 78,787.58	\$ 78,545.12	-0.31%
MGS-S Customer 2745	\$ 2,007.72	-3.07%	\$ 5,040.44	\$ 4,976.77	-1.26%	\$ 18,762.48	\$ 18,698.81	-0.34%
MGS-S Customer 2746	\$ 4,615.24	-3.54%	\$ 13,536.01	\$ 13,366.84	-1.25%	\$ 57,052.98	\$ 56,883.81	-0.30%
MGS-S Customer 2747	\$ 1,988.55	-3.06%	\$ 4,840.54	\$ 4,777.67	-1.30%	\$ 11,670.99	\$ 11,608.12	-0.54%
MGS-S Customer 2748	\$ 950.12	-2.15%	\$ 1,596.90	\$ 1,575.97	-1.31%	\$ 3,229.04	\$ 3,208.11	-0.65%
MGS-S Customer 2749	\$ 850.47	-1.34%	\$ 910.55	\$ 899.03	-1.27%	\$ 3,291.00	\$ 3,279.48	-0.35%
MGS-S Customer 2750	\$ 2,021.88	-2.83%	\$ 4,748.88	\$ 4,689.95	-1.24%	\$ 21,524.27	\$ 21,465.34	-0.27%
MGS-S Customer 2751	\$ 1,652.90	-2.89%	\$ 3,735.88	\$ 3,686.69	-1.32%	\$ 6,419.25	\$ 6,370.06	-0.77%
MGS-S Customer 2752	\$ 1,310.59	-2.26%	\$ 2,322.98	\$ 2,292.74	-1.30%	\$ 5,445.46	\$ 5,415.22	-0.56%
MGS-S Customer 2753	\$ 15,205.26	-3.75%	\$ 47,019.26	\$ 46,427.52	-1.26%	\$ 182,476.55	\$ 181,884.81	-0.32%
MGS-S Customer 2754	\$ 971.89	-1.66%	\$ 1,243.18	\$ 1,226.73	-1.32%	\$ 1,854.95	\$ 1,838.50	-0.89%
MGS-S Customer 2755	\$ 1,381.37	-2.70%	\$ 2,973.17	\$ 2,934.89	-1.29%	\$ 8,344.02	\$ 8,305.74	-0.46%
MGS-S Customer 2756	\$ 1,723.48	-2.94%	\$ 4,060.18	\$ 4,007.99	-1.29%	\$ 11,834.11	\$ 11,781.92	-0.44%
MGS-S Customer 2757	\$ 5,754.82	-3.61%	\$ 17,214.48	\$ 16,999.20	-1.25%	\$ 72,070.18	\$ 71,854.90	-0.30%

Customer	Distribution 8/25 Prices	Distribution % Difference	Delivery 1/25 Prices	Delivery 8/25 Prices	Delivery % Difference	Bundled 1/25 Prices	Bundled 8/25 Prices	Bundled % Difference
MGS-S Customer 2758	\$ 2,681.49	-3.10%	\$ 6,605.74	\$ 6,520.01	-1.30%	\$ 16,336.43	\$ 16,250.70	-0.52%
MGS-S Customer 2759	\$ 10,401.84	-3.68%	\$ 31,728.62	\$ 31,330.80	-1.25%	\$ 128,880.16	\$ 128,482.34	-0.31%
MGS-S Customer 2760	\$ 4,890.45	-3.45%	\$ 13,879.30	\$ 13,704.41	-1.26%	\$ 53,122.01	\$ 52,947.12	-0.33%
MGS-S Customer 2761	\$ 1,921.98	-2.78%	\$ 4,238.34	\$ 4,183.41	-1.30%	\$ 10,709.09	\$ 10,654.16	-0.51%
MGS-S Customer 2762	\$ 4,070.12	-3.37%	\$ 11,196.74	\$ 11,054.79	-1.27%	\$ 39,977.47	\$ 39,835.52	-0.36%
MGS-S Customer 2763	\$ 1,920.17	-3.04%	\$ 4,644.56	\$ 4,584.40	-1.30%	\$ 11,876.31	\$ 11,816.15	-0.51%
MGS-S Customer 2764	\$ 1,992.44	-3.07%	\$ 4,808.81	\$ 4,745.76	-1.31%	\$ 9,435.00	\$ 9,371.95	-0.67%
MGS-S Customer 2765	\$ 1,914.42	-3.04%	\$ 4,510.82	\$ 4,450.89	-1.33%	\$ 6,014.76	\$ 5,954.83	-1.00%
MGS-S Customer 2766	\$ 2,157.91	-2.90%	\$ 4,975.00	\$ 4,910.64	-1.29%	\$ 12,859.19	\$ 12,794.83	-0.50%
MGS-S Customer 2767	\$ 2,596.88	-3.07%	\$ 6,395.20	\$ 6,312.96	-1.29%	\$ 18,525.43	\$ 18,443.19	-0.44%
MGS-S Customer 2768	\$ 3,507.14	-3.28%	\$ 9,404.58	\$ 9,285.51	-1.27%	\$ 34,067.25	\$ 33,948.18	-0.35%
MGS-S Customer 2769	\$ 1,764.83	-2.69%	\$ 3,748.73	\$ 3,700.01	-1.30%	\$ 9,141.98	\$ 9,093.26	-0.53%
MGS-S Customer 2770	\$ 2,204.87	-2.93%	\$ 5,107.91	\$ 5,041.28	-1.30%	\$ 11,620.94	\$ 11,554.31	-0.57%
MGS-S Customer 2771	\$ 1,885.55	-2.75%	\$ 4,146.86	\$ 4,093.46	-1.29%	\$ 11,669.98	\$ 11,616.58	-0.46%
MGS-S Customer 2772	\$ 4,265.25	-3.49%	\$ 11,509.22	\$ 11,354.91	-1.34%	\$ 40,852.13	\$ 40,697.82	-0.38%
MGS-S Customer 2773	\$ 2,118.51	-2.89%	\$ 4,862.04	\$ 4,799.10	-1.29%	\$ 12,622.83	\$ 12,559.89	-0.50%
MGS-S Customer 2774	\$ 3,269.55	-3.24%	\$ 8,520.66	\$ 8,411.23	-1.28%	\$ 25,148.19	\$ 25,038.76	-0.44%
MGS-S Customer 2775	\$ 2,024.89	-3.08%	\$ 5,023.11	\$ 4,958.76	-1.28%	\$ 15,395.05	\$ 15,330.70	-0.42%
MGS-S Customer 2776	\$ 7,228.76	-3.59%	\$ 20,930.59	\$ 20,661.38	-1.29%	\$ 59,816.80	\$ 59,547.59	-0.45%
MGS-S Customer 2777	\$ 2,520.54	-3.03%	\$ 6,032.75	\$ 5,953.91	-1.31%	\$ 12,463.51	\$ 12,384.67	-0.63%
MGS-S Customer 2778	\$ 7,855.83	-3.62%	\$ 22,991.72	\$ 22,696.47	-1.28%	\$ 68,290.41	\$ 67,995.16	-0.43%
MGS-S Customer 2779	\$ 1,160.92	-2.47%	\$ 2,354.22	\$ 2,324.82	-1.25%	\$ 9,983.26	\$ 9,953.86	-0.29%
MGS-S Customer 2780	\$ 2,042.47	-2.84%	\$ 4,689.18	\$ 4,629.48	-1.27%	\$ 15,658.49	\$ 15,598.79	-0.38%
MGS-S Customer 2781	\$ 1,817.23	-2.71%	\$ 3,861.85	\$ 3,811.26	-1.31%	\$ 7,661.57	\$ 7,610.98	-0.66%
MGS-S Customer 2782	\$ 1,818.40	-2.71%	\$ 3,916.71	\$ 3,866.09	-1.29%	\$ 10,260.63	\$ 10,210.01	-0.49%
MGS-S Customer 2783	\$ 1,600.46	-2.87%	\$ 3,605.12	\$ 3,557.79	-1.31%	\$ 7,034.74	\$ 6,987.41	-0.67%
MGS-S Customer 2784	\$ 2,862.80	-3.32%	\$ 7,702.00	\$ 7,603.78	-1.28%	\$ 25,216.33	\$ 25,118.11	-0.39%
MGS-S Customer 2785	\$ 5,000.06	-3.56%	\$ 14,365.97	\$ 14,181.25	-1.29%	\$ 41,563.58	\$ 41,378.86	-0.44%
MGS-S Customer 2786	\$ 3,607.89	-3.30%	\$ 9,815.92	\$ 9,692.91	-1.25%	\$ 40,018.09	\$ 39,895.08	-0.31%
MGS-S Customer 2787	\$ 7,289.94	-3.60%	\$ 21,268.89	\$ 20,996.74	-1.28%	\$ 66,526.44	\$ 66,254.29	-0.41%
MGS-S Customer 2788	\$ 3,191.54	-3.38%	\$ 8,578.81	\$ 8,467.05	-1.30%	\$ 19,740.08	\$ 19,628.32	-0.57%
MGS-S Customer 2789	\$ 2,840.26	-3.14%	\$ 7,313.83	\$ 7,221.79	-1.26%	\$ 28,464.61	\$ 28,372.57	-0.32%
MGS-S Customer 2790	\$ 4,549.08	-3.43%	\$ 12,358.62	\$ 12,197.29	-1.31%	\$ 27,053.16	\$ 26,891.83	-0.60%
MGS-S Customer 2791	\$ 1,803.20	-2.70%	\$ 3,821.48	\$ 3,771.48	-1.31%	\$ 7,777.63	\$ 7,727.63	-0.64%
MGS-S Customer 2792	\$ 3,012.71	-3.18%	\$ 8,002.13	\$ 7,903.07	-1.24%	\$ 37,211.24	\$ 37,112.18	-0.27%
MGS-S Customer 2793	\$ 3,054.04	-3.37%	\$ 8,156.70	\$ 8,050.33	-1.30%	\$ 18,586.57	\$ 18,480.20	-0.57%
MGS-S Customer 2794	\$ 7,735.21	-3.72%	\$ 22,454.01	\$ 22,155.40	-1.33%	\$ 87,817.40	\$ 87,518.79	-0.34%
MGS-S Customer 2795	\$ 1,814.34	-2.71%	\$ 3,899.31	\$ 3,848.84	-1.29%	\$ 9,975.62	\$ 9,925.15	-0.51%
MGS-S Customer 2796	\$ 4,710.43	-3.44%	\$ 13,311.06	\$ 13,143.40	-1.26%	\$ 51,246.60	\$ 51,078.94	-0.33%
MGS-S Customer 2797	\$ 1,703.44	-2.92%	\$ 3,973.98	\$ 3,922.67	-1.29%	\$ 10,653.49	\$ 10,602.18	-0.48%

Internal Use

Customer	Distribution 8/25 Prices	Distribution % Difference	Delivery 1/25 Prices	Delivery 8/25 Prices	Delivery % Difference	Bundled 1/25 Prices	Bundled 8/25 Prices	Bundled % Difference
MGS-S Customer 2798	\$ 1,839.79	-3.00%	\$ 4,503.53	\$ 4,446.68	-1.26%	\$ 16,871.66	\$ 16,814.81	-0.34%
MGS-S Customer 2799	\$ 1,799.00	-2.98%	\$ 4,238.15	\$ 4,182.84	-1.31%	\$ 9,357.96	\$ 9,302.65	-0.59%
MGS-S Customer 2800	\$ 2,198.40	-3.14%	\$ 5,610.68	\$ 5,539.38	-1.27%	\$ 19,226.34	\$ 19,155.04	-0.37%
MGS-S Customer 2801	\$ 4,354.12	-3.52%	\$ 12,255.27	\$ 12,096.37	-1.30%	\$ 30,994.51	\$ 30,835.61	-0.51%
MGS-S Customer 2802	\$ 1,915.20	-3.03%	\$ 4,652.23	\$ 4,592.29	-1.29%	\$ 13,044.55	\$ 12,984.61	-0.46%
MGS-S Customer 2803	\$ 8,555.15	-3.65%	\$ 25,136.71	\$ 24,812.97	-1.29%	\$ 71,399.78	\$ 71,076.04	-0.45%
MGS-S Customer 2804	\$ 1,393.83	-2.71%	\$ 3,046.57	\$ 3,007.76	-1.27%	\$ 10,090.81	\$ 10,052.00	-0.38%
MGS-S Customer 2805	\$ 9,735.60	-3.84%	\$ 27,996.70	\$ 27,607.96	-1.39%	\$ 92,532.82	\$ 92,144.08	-0.42%
MGS-S Customer 2806	\$ 1,277.22	-2.60%	\$ 2,657.00	\$ 2,622.93	-1.28%	\$ 7,964.09	\$ 7,930.02	-0.43%
MGS-S Customer 2807	\$ 2,014.12	-3.07%	\$ 4,883.52	\$ 4,819.78	-1.31%	\$ 10,413.88	\$ 10,350.14	-0.61%
MGS-S Customer 2808	\$ 1,606.83	-2.87%	\$ 3,668.00	\$ 3,620.57	-1.29%	\$ 9,605.03	\$ 9,557.60	-0.49%
MGS-S Customer 2809	\$ 2,554.93	-3.25%	\$ 6,575.21	\$ 6,489.50	-1.30%	\$ 14,642.22	\$ 14,556.51	-0.59%
MGS-S Customer 2810	\$ 2,420.53	-3.01%	\$ 5,857.55	\$ 5,782.37	-1.28%	\$ 17,567.29	\$ 17,492.11	-0.43%
MGS-S Customer 2811	\$ 2,369.25	-2.99%	\$ 5,812.99	\$ 5,739.95	-1.26%	\$ 23,117.19	\$ 23,044.15	-0.32%
MGS-S Customer 2812	\$ 1,493.89	-2.45%	\$ 2,887.84	\$ 2,850.38	-1.30%	\$ 6,996.76	\$ 6,959.30	-0.54%
MGS-S Customer 2813	\$ 1,825.45	-2.71%	\$ 4,059.27	\$ 4,008.48	-1.25%	\$ 16,638.67	\$ 16,587.88	-0.31%
MGS-S Customer 2814	\$ 1,766.09	-2.68%	\$ 3,730.63	\$ 3,681.97	-1.30%	\$ 8,334.20	\$ 8,285.54	-0.58%
MGS-S Customer 2815	\$ 1,197.42	-2.50%	\$ 2,324.97	\$ 2,294.25	-1.32%	\$ 3,485.32	\$ 3,454.60	-0.88%
MGS-S Customer 2816	\$ 1,330.34	-2.64%	\$ 2,752.67	\$ 2,716.66	-1.31%	\$ 5,395.25	\$ 5,359.24	-0.67%
MGS-S Customer 2817	\$ 3,227.17	-3.23%	\$ 8,327.07	\$ 8,219.49	-1.29%	\$ 22,071.28	\$ 21,963.70	-0.49%
MGS-S Customer 2818	\$ 12,946.81	-3.73%	\$ 39,323.11	\$ 38,821.95	-1.27%	\$ 130,441.53	\$ 129,940.37	-0.38%
MGS-S Customer 2819	\$ 2,450.23	-3.02%	\$ 5,802.82	\$ 5,726.53	-1.31%	\$ 10,673.99	\$ 10,597.70	-0.71%
MGS-S Customer 2820	\$ 2,318.45	-3.18%	\$ 5,967.06	\$ 5,890.91	-1.28%	\$ 19,266.67	\$ 19,190.52	-0.40%
MGS-S Customer 2821	\$ 3,644.51	-3.31%	\$ 9,558.73	\$ 9,433.92	-1.31%	\$ 20,948.53	\$ 20,823.72	-0.60%
MGS-S Customer 2822	\$ 17,050.14	-3.76%	\$ 52,289.80	\$ 51,624.23	-1.27%	\$ 174,529.07	\$ 173,863.50	-0.38%
MGS-S Customer 2823	\$ 2,300.70	-3.18%	\$ 5,889.85	\$ 5,814.34	-1.28%	\$ 17,850.97	\$ 17,775.46	-0.42%
MGS-S Customer 2824	\$ 2,193.16	-3.14%	\$ 5,484.69	\$ 5,413.53	-1.30%	\$ 13,531.48	\$ 13,460.32	-0.53%
MGS-S Customer 2825	\$ 2,077.52	-3.10%	\$ 5,255.45	\$ 5,188.95	-1.27%	\$ 19,171.05	\$ 19,104.55	-0.35%
MGS-S Customer 2826	\$ 4,429.07	-3.41%	\$ 12,043.52	\$ 11,887.18	-1.30%	\$ 29,416.17	\$ 29,259.83	-0.53%
MGS-S Customer 2827	\$ 2,948.36	-3.34%	\$ 7,685.83	\$ 7,584.02	-1.32%	\$ 11,404.08	\$ 11,302.27	-0.89%
MGS-S Customer 2828	\$ 2,085.71	-2.86%	\$ 4,727.39	\$ 4,665.90	-1.30%	\$ 11,055.77	\$ 10,994.28	-0.56%
MGS-S Customer 2829	\$ 2,248.41	-2.94%	\$ 5,281.00	\$ 5,212.97	-1.29%	\$ 14,713.12	\$ 14,645.09	-0.46%
MGS-S Customer 2830	\$ 2,222.31	-3.15%	\$ 5,592.53	\$ 5,520.19	-1.29%	\$ 14,570.57	\$ 14,498.23	-0.50%
MGS-S Customer 2831	\$ 2,903.15	-3.15%	\$ 7,285.56	\$ 7,191.01	-1.30%	\$ 17,846.72	\$ 17,752.17	-0.53%
MGS-S Customer 2832	\$ 1,264.10	-2.19%	\$ 2,154.18	\$ 2,125.83	-1.32%	\$ 3,922.98	\$ 3,894.63	-0.72%
MGS-S Customer 2833	\$ 4,663.70	-3.43%	\$ 12,861.47	\$ 12,695.76	-1.29%	\$ 35,839.89	\$ 35,674.18	-0.46%
MGS-S Customer 2834	\$ 1,008.99	-1.75%	\$ 1,354.00	\$ 1,336.03	-1.33%	\$ 1,875.04	\$ 1,857.07	-0.96%
MGS-S Customer 2835	\$ 2,028.46	-2.83%	\$ 4,517.53	\$ 4,458.39	-1.31%	\$ 9,124.98	\$ 9,065.84	-0.65%
MGS-S Customer 2836	\$ 1,812.52	-2.71%	\$ 3,962.85	\$ 3,912.43	-1.27%	\$ 13,356.24	\$ 13,305.82	-0.38%
MGS-S Customer 2837	\$ 2,398.40	-3.00%	\$ 5,713.31	\$ 5,639.26	-1.30%	\$ 14,219.10	\$ 14,145.05	-0.52%

Customer	Distribution 8/25 Prices	Distribution % Difference	Delivery 1/25 Prices	Delivery 8/25 Prices	Delivery % Difference	Bundled 1/25 Prices	Bundled 8/25 Prices	Bundled % Difference
MGS-S Customer 2838	\$ 938.61	-1.58%	\$ 1,140.73	\$ 1,125.63	-1.32%	\$ 1,684.74	\$ 1,669.64	-0.90%
MGS-S Customer 2839	\$ 2,975.99	-3.17%	\$ 7,524.58	\$ 7,427.06	-1.30%	\$ 18,931.75	\$ 18,834.23	-0.52%
MGS-S Customer 2840	\$ 4,982.70	-3.47%	\$ 13,908.66	\$ 13,729.42	-1.29%	\$ 39,394.03	\$ 39,214.79	-0.45%
MGS-S Customer 2841	\$ 1,725.27	-2.94%	\$ 3,982.60	\$ 3,930.42	-1.31%	\$ 7,896.93	\$ 7,844.75	-0.66%
MGS-S Customer 2842	\$ 2,435.64	-3.01%	\$ 5,870.76	\$ 5,795.08	-1.29%	\$ 16,291.61	\$ 16,215.93	-0.46%
MGS-S Customer 2843	\$ 9,838.98	-3.76%	\$ 28,905.15	\$ 28,521.21	-1.33%	\$ 96,101.33	\$ 95,717.39	-0.40%
MGS-S Customer 2844	\$ 2,406.70	-3.00%	\$ 5,787.05	\$ 5,712.63	-1.29%	\$ 16,573.54	\$ 16,499.12	-0.45%
MGS-S Customer 2845	\$ 1,913.77	-3.03%	\$ 4,687.45	\$ 4,627.58	-1.28%	\$ 15,026.03	\$ 14,966.16	-0.40%
MGS-S Customer 2846	\$ 4,008.53	-3.36%	\$ 10,961.28	\$ 10,821.89	-1.27%	\$ 37,484.16	\$ 37,344.77	-0.37%
MGS-S Customer 2847	\$ 2,448.99	-3.02%	\$ 6,031.61	\$ 5,955.46	-1.26%	\$ 22,508.43	\$ 22,432.28	-0.34%
MGS-S Customer 2848	\$ 2,660.84	-3.09%	\$ 6,603.15	\$ 6,518.41	-1.28%	\$ 19,640.63	\$ 19,555.89	-0.43%
MGS-S Customer 2849	\$ 2,927.84	-3.17%	\$ 7,397.45	\$ 7,301.72	-1.29%	\$ 19,317.44	\$ 19,221.71	-0.50%
MGS-S Customer 2850	\$ 4,604.97	-3.43%	\$ 12,758.46	\$ 12,594.77	-1.28%	\$ 38,522.63	\$ 38,358.94	-0.42%
MGS-S Customer 2851	\$ 1,023.82	-2.28%	\$ 1,841.75	\$ 1,817.90	-1.29%	\$ 4,692.17	\$ 4,668.32	-0.51%
MGS-S Customer 2852	\$ 2,461.79	-3.03%	\$ 5,955.29	\$ 5,878.50	-1.29%	\$ 16,476.69	\$ 16,399.90	-0.47%
MGS-S Customer 2853	\$ 3,941.43	-3.48%	\$ 10,829.24	\$ 10,687.20	-1.31%	\$ 21,254.66	\$ 21,112.62	-0.67%
MGS-S Customer 2854	\$ 5,096.86	-3.48%	\$ 14,437.28	\$ 14,253.26	-1.27%	\$ 48,533.56	\$ 48,349.54	-0.38%
MGS-S Customer 2855	\$ 1,913.86	-2.77%	\$ 4,162.47	\$ 4,107.99	-1.31%	\$ 8,399.71	\$ 8,345.23	-0.65%
MGS-S Customer 2856	\$ 4,580.30	-3.42%	\$ 13,039.95	\$ 12,877.66	-1.24%	\$ 57,273.70	\$ 57,111.41	-0.28%
MGS-S Customer 2857	\$ 4,070.57	-3.37%	\$ 10,921.11	\$ 10,779.11	-1.30%	\$ 26,045.05	\$ 25,903.05	-0.55%
MGS-S Customer 2858	\$ 13,291.29	-3.73%	\$ 42,206.50	\$ 41,691.16	-1.22%	\$ 222,994.47	\$ 222,479.13	-0.23%
MGS-S Customer 2859	\$ 5,791.41	-3.53%	\$ 17,109.40	\$ 16,897.68	-1.24%	\$ 80,160.09	\$ 79,948.37	-0.26%
MGS-S Customer 2860	\$ 3,366.75	-3.26%	\$ 9,009.60	\$ 8,896.28	-1.26%	\$ 35,278.02	\$ 35,164.70	-0.32%
MGS-S Customer 2861	\$ 1,897.72	-3.02%	\$ 4,590.10	\$ 4,530.99	-1.29%	\$ 12,803.14	\$ 12,744.03	-0.46%
MGS-S Customer 2862	\$ 20,004.06	-3.79%	\$ 61,393.75	\$ 60,606.36	-1.28%	\$ 186,341.07	\$ 185,553.68	-0.42%
MGS-S Customer 2863	\$ 3,955.44	-3.35%	\$ 10,481.06	\$ 10,344.09	-1.31%	\$ 22,001.58	\$ 21,864.61	-0.62%
MGS-S Customer 2864	\$ 2,095.39	-2.87%	\$ 4,866.21	\$ 4,804.38	-1.27%	\$ 16,685.64	\$ 16,623.81	-0.37%
MGS-S Customer 2865	\$ 1,759.48	-2.96%	\$ 4,138.17	\$ 4,084.47	-1.30%	\$ 10,261.10	\$ 10,207.40	-0.52%
MGS-S Customer 2866	\$ 4,168.11	-3.38%	\$ 11,269.20	\$ 11,123.20	-1.30%	\$ 28,865.80	\$ 28,719.80	-0.51%
MGS-S Customer 2867	\$ 1,468.73	-2.77%	\$ 3,263.25	\$ 3,221.44	-1.28%	\$ 9,936.36	\$ 9,894.55	-0.42%
MGS-S Customer 2868	\$ 7,294.61	-3.59%	\$ 21,793.25	\$ 21,521.80	-1.25%	\$ 94,236.41	\$ 93,964.96	-0.29%
MGS-S Customer 2869	\$ 3,582.98	-3.29%	\$ 9,508.09	\$ 9,386.08	-1.28%	\$ 28,304.46	\$ 28,182.45	-0.43%
MGS-S Customer 2870	\$ 2,326.85	-2.97%	\$ 5,613.05	\$ 5,541.80	-1.27%	\$ 19,563.96	\$ 19,492.71	-0.36%
MGS-S Customer 2871	\$ 2,023.10	-3.07%	\$ 4,892.06	\$ 4,828.03	-1.31%	\$ 9,700.28	\$ 9,636.25	-0.66%
MGS-S Customer 2872	\$ 3,448.37	-3.27%	\$ 9,154.79	\$ 9,038.18	-1.27%	\$ 30,491.82	\$ 30,375.21	-0.38%
MGS-S Customer 2873	\$ 2,243.49	-3.14%	\$ 5,596.26	\$ 5,523.59	-1.30%	\$ 12,930.62	\$ 12,857.95	-0.56%
MGS-S Customer 2874	\$ 2,440.00	-3.02%	\$ 6,010.21	\$ 5,934.31	-1.26%	\$ 22,486.92	\$ 22,411.02	-0.34%
MGS-S Customer 2875	\$ 3,817.60	-3.33%	\$ 10,534.40	\$ 10,402.76	-1.25%	\$ 44,511.84	\$ 44,380.20	-0.30%
MGS-S Customer 2876	\$ 2,201.77	-2.92%	\$ 5,036.49	\$ 4,970.30	-1.31%	\$ 9,272.02	\$ 9,205.83	-0.71%
MGS-S Customer 2877	\$ 5,408.71	-3.49%	\$ 15,302.61	\$ 15,106.97	-1.28%	\$ 48,009.44	\$ 47,813.80	-0.41%

Customer	Distribution 8/25 Prices	Distribution % Difference	Delivery 1/25 Prices	Delivery 8/25 Prices	Delivery % Difference	Bundled 1/25 Prices	Bundled 8/25 Prices	Bundled % Difference
MGS-S Customer 2878	\$ 13,105.14	-3.72%	\$ 39,581.72	\$ 39,075.29	-1.28%	\$ 122,674.26	\$ 122,167.83	-0.41%
MGS-S Customer 2879	\$ 1,769.53	-2.96%	\$ 4,161.03	\$ 4,107.05	-1.30%	\$ 10,216.43	\$ 10,162.45	-0.53%
MGS-S Customer 2880	\$ 13,663.28	-3.77%	\$ 40,493.70	\$ 39,959.10	-1.32%	\$ 95,806.46	\$ 95,271.86	-0.56%
MGS-S Customer 2881	\$ 4,228.41	-3.38%	\$ 11,441.07	\$ 11,293.05	-1.29%	\$ 29,540.43	\$ 29,392.41	-0.50%
MGS-S Customer 2882	\$ 4,290.13	-3.39%	\$ 11,901.80	\$ 11,751.29	-1.26%	\$ 43,450.00	\$ 43,299.49	-0.35%
MGS-S Customer 2883	\$ 2,617.60	-3.07%	\$ 6,415.24	\$ 6,332.42	-1.29%	\$ 17,064.27	\$ 16,981.45	-0.49%
MGS-S Customer 2884	\$ 2,527.49	-3.24%	\$ 6,719.52	\$ 6,634.87	-1.26%	\$ 25,781.33	\$ 25,696.68	-0.33%
MGS-S Customer 2885	\$ 11,872.21	-3.72%	\$ 35,901.03	\$ 35,442.67	-1.28%	\$ 116,964.25	\$ 116,505.89	-0.39%
MGS-S Customer 2886	\$ 3,225.54	-3.23%	\$ 8,442.60	\$ 8,335.04	-1.27%	\$ 27,986.26	\$ 27,878.70	-0.38%
MGS-S Customer 2887	\$ 1,654.59	-2.60%	\$ 3,344.07	\$ 3,299.86	-1.32%	\$ 5,391.67	\$ 5,347.46	-0.82%
MGS-S Customer 2888	\$ 2,910.32	-3.33%	\$ 7,647.14	\$ 7,547.00	-1.31%	\$ 15,444.49	\$ 15,344.35	-0.65%
MGS-S Customer 2889	\$ 2,591.10	-3.26%	\$ 6,859.73	\$ 6,772.46	-1.27%	\$ 23,262.51	\$ 23,175.24	-0.38%
MGS-S Customer 2890	\$ 3,258.98	-3.23%	\$ 8,524.47	\$ 8,415.60	-1.28%	\$ 27,227.15	\$ 27,118.28	-0.40%
MGS-S Customer 2891	\$ 2,047.08	-3.09%	\$ 5,095.26	\$ 5,030.09	-1.28%	\$ 15,896.49	\$ 15,831.32	-0.41%
MGS-S Customer 2892	\$ 6,397.71	-3.56%	\$ 18,501.33	\$ 18,265.38	-1.28%	\$ 60,650.91	\$ 60,414.96	-0.39%
MGS-S Customer 2893	\$ 3,581.46	-3.29%	\$ 9,382.29	\$ 9,260.38	-1.30%	\$ 22,333.73	\$ 22,211.82	-0.55%
MGS-S Customer 2894	\$ 3,349.91	-3.25%	\$ 8,808.87	\$ 8,696.29	-1.28%	\$ 27,887.25	\$ 27,774.67	-0.40%
MGS-S Customer 2895	\$ 2,131.54	-2.88%	\$ 4,970.01	\$ 4,906.74	-1.27%	\$ 16,560.92	\$ 16,497.65	-0.38%
MGS-S Customer 2896	\$ 1,599.32	-2.55%	\$ 3,261.79	\$ 3,220.03	-1.28%	\$ 9,966.78	\$ 9,925.02	-0.42%
MGS-S Customer 2897	\$ 3,775.54	-3.32%	\$ 10,327.90	\$ 10,198.09	-1.26%	\$ 40,737.23	\$ 40,607.42	-0.32%
MGS-S Customer 2898	\$ 3,052.74	-3.19%	\$ 7,637.51	\$ 7,536.91	-1.32%	\$ 13,250.14	\$ 13,149.54	-0.76%
MGS-S Customer 2899	\$ 2,864.19	-3.15%	\$ 7,022.40	\$ 6,929.35	-1.33%	\$ 10,230.92	\$ 10,137.87	-0.91%
MGS-S Customer 2900	\$ 2,051.06	-2.85%	\$ 4,680.17	\$ 4,620.07	-1.28%	\$ 13,793.04	\$ 13,732.94	-0.44%
MGS-S Customer 2901	\$ 1,710.43	-2.93%	\$ 3,967.87	\$ 3,916.33	-1.30%	\$ 9,443.38	\$ 9,391.84	-0.55%
MGS-S Customer 2902	\$ 3,861.42	-3.34%	\$ 10,627.67	\$ 10,494.26	-1.26%	\$ 42,706.74	\$ 42,573.33	-0.31%
MGS-S Customer 2903	\$ 7,796.31	-3.62%	\$ 23,505.07	\$ 23,212.58	-1.24%	\$ 103,645.04	\$ 103,352.55	-0.28%
MGS-S Customer 2904	\$ 2,654.05	-3.09%	\$ 6,454.39	\$ 6,369.77	-1.31%	\$ 12,820.82	\$ 12,736.20	-0.66%
MGS-S Customer 2905	\$ 2,100.92	-2.87%	\$ 4,775.64	\$ 4,713.59	-1.30%	\$ 11,348.09	\$ 11,286.04	-0.55%
MGS-S Customer 2906	\$ 1,778.72	-2.68%	\$ 3,792.96	\$ 3,743.93	-1.29%	\$ 9,931.20	\$ 9,882.17	-0.49%
MGS-S Customer 2907	\$ 1,832.55	-2.72%	\$ 3,903.39	\$ 3,852.20	-1.31%	\$ 7,525.21	\$ 7,474.02	-0.68%
MGS-S Customer 2908	\$ 7,013.51	-3.58%	\$ 20,668.79	\$ 20,408.02	-1.26%	\$ 77,983.45	\$ 77,722.68	-0.33%
MGS-S Customer 2909	\$ 1,984.26	-3.07%	\$ 4,950.03	\$ 4,887.21	-1.27%	\$ 17,476.87	\$ 17,414.05	-0.36%
MGS-S Customer 2910	\$ 1,767.59	-2.68%	\$ 3,767.58	\$ 3,718.93	-1.29%	\$ 10,114.36	\$ 10,065.71	-0.48%
MGS-S Customer 2911	\$ 3,074.59	-3.20%	\$ 8,039.05	\$ 7,937.42	-1.26%	\$ 29,749.15	\$ 29,647.52	-0.34%
MGS-S Customer 2912	\$ 1,742.59	-2.66%	\$ 3,707.39	\$ 3,659.81	-1.28%	\$ 10,976.73	\$ 10,929.15	-0.43%
MGS-S Customer 2913	\$ 1,742.25	-2.95%	\$ 4,092.01	\$ 4,039.11	-1.29%	\$ 10,744.44	\$ 10,691.54	-0.49%
MGS-S Customer 2914	\$ 5,289.75	-3.48%	\$ 14,959.61	\$ 14,768.61	-1.28%	\$ 48,059.51	\$ 47,868.51	-0.40%
MGS-S Customer 2915	\$ 4,038.30	-3.36%	\$ 11,067.53	\$ 10,926.94	-1.27%	\$ 38,417.80	\$ 38,277.21	-0.37%
MGS-S Customer 2916	\$ 4,119.55	-3.37%	\$ 11,041.20	\$ 10,897.49	-1.30%	\$ 25,447.56	\$ 25,303.85	-0.56%
MGS-S Customer 2917	\$ 2,717.91	-3.27%	\$ 7,113.87	\$ 7,021.97	-1.29%	\$ 18,398.55	\$ 18,306.65	-0.50%

Internal Use

Customer	Distribution 8/25 Prices	Distribution % Difference	Delivery 1/25 Prices	Delivery 8/25 Prices	Delivery % Difference	Bundled 1/25 Prices	Bundled 8/25 Prices	Bundled % Difference
MGS-S Customer 2918	\$ 3,001.70	-3.18%	\$ 7,667.43	\$ 7,568.97	-1.28%	\$ 22,503.42	\$ 22,404.96	-0.44%
MGS-S Customer 2919	\$ 2,384.84	-2.99%	\$ 5,687.62	\$ 5,614.07	-1.29%	\$ 14,815.00	\$ 14,741.45	-0.50%
MGS-S Customer 2920	\$ 7,892.78	-3.62%	\$ 23,894.64	\$ 23,597.87	-1.24%	\$ 107,892.15	\$ 107,595.38	-0.28%
MGS-S Customer 2921	\$ 1,840.73	-3.00%	\$ 4,484.87	\$ 4,427.96	-1.27%	\$ 15,757.89	\$ 15,700.98	-0.36%
MGS-S Customer 2922	\$ 3,242.06	-3.23%	\$ 8,616.47	\$ 8,508.16	-1.26%	\$ 34,028.71	\$ 33,920.40	-0.32%
MGS-S Customer 2923	\$ 2,389.52	-3.18%	\$ 6,072.81	\$ 5,994.21	-1.29%	\$ 15,044.79	\$ 14,966.19	-0.52%
MGS-S Customer 2924	\$ 1,749.71	-2.94%	\$ 4,078.06	\$ 4,025.11	-1.30%	\$ 9,567.97	\$ 9,515.02	-0.55%
MGS-S Customer 2925	\$ 2,296.11	-2.96%	\$ 5,476.31	\$ 5,406.35	-1.28%	\$ 17,414.58	\$ 17,344.62	-0.40%
MGS-S Customer 2926	\$ 3,119.38	-3.20%	\$ 7,973.36	\$ 7,870.08	-1.30%	\$ 20,208.71	\$ 20,105.43	-0.51%
MGS-S Customer 2927	\$ 2,091.92	-3.11%	\$ 5,151.12	\$ 5,083.96	-1.30%	\$ 11,618.44	\$ 11,551.28	-0.58%
MGS-S Customer 2928	\$ 1,821.03	-2.99%	\$ 4,332.54	\$ 4,276.46	-1.29%	\$ 11,144.60	\$ 11,088.52	-0.50%
MGS-S Customer 2929	\$ 1,597.55	-2.54%	\$ 3,241.23	\$ 3,199.53	-1.29%	\$ 9,174.71	\$ 9,133.01	-0.45%
MGS-S Customer 2930	\$ 3,839.94	-3.34%	\$ 10,354.03	\$ 10,221.48	-1.28%	\$ 32,148.68	\$ 32,016.13	-0.41%
MGS-S Customer 2931	\$ 2,571.30	-3.06%	\$ 6,321.86	\$ 6,240.80	-1.28%	\$ 19,001.13	\$ 18,920.07	-0.43%
MGS-S Customer 2932	\$ 1,934.42	-3.04%	\$ 4,763.51	\$ 4,702.83	-1.27%	\$ 15,824.35	\$ 15,763.67	-0.38%
MGS-S Customer 2933	\$ 3,337.37	-3.24%	\$ 8,722.69	\$ 8,610.78	-1.28%	\$ 25,839.39	\$ 25,727.48	-0.43%
MGS-S Customer 2934	\$ 2,352.80	-2.97%	\$ 5,553.06	\$ 5,481.00	-1.30%	\$ 13,322.99	\$ 13,250.93	-0.54%
MGS-S Customer 2935	\$ 1,748.62	-2.66%	\$ 3,687.18	\$ 3,639.34	-1.30%	\$ 9,026.49	\$ 8,978.65	-0.53%
MGS-S Customer 2936	\$ 2,549.41	-3.05%	\$ 6,108.98	\$ 6,028.71	-1.31%	\$ 11,337.69	\$ 11,257.42	-0.71%
MGS-S Customer 2937	\$ 2,688.63	-3.28%	\$ 7,142.07	\$ 7,050.84	-1.28%	\$ 22,882.58	\$ 22,791.35	-0.40%
MGS-S Customer 2938	\$ 2,822.57	-3.13%	\$ 7,014.06	\$ 6,922.92	-1.30%	\$ 16,558.05	\$ 16,466.91	-0.55%
MGS-S Customer 2939	\$ 16,431.46	-3.96%	\$ 49,184.58	\$ 48,507.66	-1.38%	\$ 210,890.52	\$ 210,213.60	-0.32%
MGS-S Customer 2940	\$ 2,040.95	-3.08%	\$ 4,968.76	\$ 4,903.82	-1.31%	\$ 10,420.51	\$ 10,355.57	-0.62%
MGS-S Customer 2941	\$ 2,193.35	-2.91%	\$ 5,156.54	\$ 5,090.74	-1.28%	\$ 16,648.15	\$ 16,582.35	-0.40%
MGS-S Customer 2942	\$ 1,783.86	-2.97%	\$ 4,179.78	\$ 4,125.21	-1.31%	\$ 9,009.36	\$ 8,954.79	-0.61%
MGS-S Customer 2943	\$ 4,340.86	-3.40%	\$ 12,068.76	\$ 11,916.03	-1.27%	\$ 43,884.34	\$ 43,731.61	-0.35%
MGS-S Customer 2944	\$ 6,191.08	-3.55%	\$ 17,729.87	\$ 17,501.87	-1.29%	\$ 51,666.18	\$ 51,438.18	-0.44%
MGS-S Customer 2945	\$ 12,676.35	-3.72%	\$ 38,128.13	\$ 37,637.92	-1.29%	\$ 110,799.82	\$ 110,309.61	-0.44%
MGS-S Customer 2946	\$ 4,830.41	-3.46%	\$ 13,287.52	\$ 13,114.49	-1.30%	\$ 31,039.52	\$ 30,866.49	-0.56%
MGS-S Customer 2947	\$ 2,401.45	-3.21%	\$ 6,310.64	\$ 6,231.02	-1.26%	\$ 23,862.22	\$ 23,782.60	-0.33%
MGS-S Customer 2948	\$ 3,803.29	-3.46%	\$ 10,638.35	\$ 10,502.23	-1.28%	\$ 33,006.61	\$ 32,870.49	-0.41%
MGS-S Customer 2949	\$ 1,935.06	-3.04%	\$ 4,654.27	\$ 4,593.56	-1.30%	\$ 10,257.07	\$ 10,196.36	-0.59%
MGS-S Customer 2950	\$ 2,167.11	-3.14%	\$ 5,496.69	\$ 5,426.55	-1.28%	\$ 17,892.13	\$ 17,821.99	-0.39%
MGS-S Customer 2951	\$ 2,598.03	-3.05%	\$ 6,326.37	\$ 6,244.64	-1.29%	\$ 16,247.31	\$ 16,165.58	-0.50%
MGS-S Customer 2952	\$ 2,476.90	-3.20%	\$ 6,297.53	\$ 6,215.72	-1.30%	\$ 14,149.73	\$ 14,067.92	-0.58%
MGS-S Customer 2953	\$ 5,116.05	-3.47%	\$ 14,587.94	\$ 14,403.95	-1.26%	\$ 55,210.96	\$ 55,026.97	-0.33%
MGS-S Customer 2954	\$ 2,465.00	-3.22%	\$ 6,290.58	\$ 6,208.47	-1.31%	\$ 13,638.53	\$ 13,556.42	-0.60%
MGS-S Customer 2955	\$ 2,140.95	-3.12%	\$ 5,380.74	\$ 5,311.74	-1.28%	\$ 16,167.23	\$ 16,098.23	-0.43%
MGS-S Customer 2956	\$ 1,759.90	-2.67%	\$ 3,727.83	\$ 3,679.53	-1.30%	\$ 9,373.48	\$ 9,325.18	-0.52%
MGS-S Customer 2957	\$ 2,848.84	-3.14%	\$ 7,127.17	\$ 7,034.83	-1.30%	\$ 17,995.93	\$ 17,903.59	-0.51%

Customer	Distribution 8/25 Prices	Distribution % Difference	Delivery 1/25 Prices	Delivery 8/25 Prices	Delivery % Difference	Bundled 1/25 Prices	Bundled 8/25 Prices	Bundled % Difference
MGS-S Customer 2958	\$ 2,838.59	-3.14%	\$ 7,180.71	\$ 7,088.76	-1.28%	\$ 22,124.46	\$ 22,032.51	-0.42%
MGS-S Customer 2959	\$ 6,006.85	-3.53%	\$ 17,336.53	\$ 17,116.41	-1.27%	\$ 60,372.80	\$ 60,152.68	-0.36%
MGS-S Customer 2960	\$ 1,617.42	-2.87%	\$ 3,702.45	\$ 3,654.59	-1.29%	\$ 9,742.88	\$ 9,695.02	-0.49%
MGS-S Customer 2961	\$ 1,804.95	-2.70%	\$ 3,853.57	\$ 3,803.49	-1.30%	\$ 9,080.79	\$ 9,030.71	-0.55%
MGS-S Customer 2962	\$ 905.53	-1.50%	\$ 1,038.22	\$ 1,024.46	-1.33%	\$ 1,480.99	\$ 1,467.23	-0.93%
MGS-S Customer 2963	\$ 2,164.34	-2.90%	\$ 5,124.75	\$ 5,060.03	-1.26%	\$ 19,153.59	\$ 19,088.87	-0.34%
MGS-S Customer 2964	\$ 1,937.67	-2.78%	\$ 4,271.28	\$ 4,215.80	-1.30%	\$ 10,217.56	\$ 10,162.08	-0.54%
MGS-S Customer 2965	\$ 16,631.33	-3.76%	\$ 52,816.06	\$ 52,165.91	-1.23%	\$ 259,217.38	\$ 258,567.23	-0.25%
MGS-S Customer 2966	\$ 1,834.33	-2.97%	\$ 4,312.22	\$ 4,255.98	-1.30%	\$ 9,059.08	\$ 9,002.84	-0.62%
MGS-S Customer 2967	\$ 3,451.71	-3.42%	\$ 9,708.00	\$ 9,585.87	-1.26%	\$ 38,037.51	\$ 37,915.38	-0.32%
MGS-S Customer 2968	\$ 2,933.89	-3.16%	\$ 7,468.63	\$ 7,372.90	-1.28%	\$ 22,601.71	\$ 22,505.98	-0.42%
MGS-S Customer 2969	\$ 1,710.86	-2.92%	\$ 4,005.17	\$ 3,953.64	-1.29%	\$ 11,308.90	\$ 11,257.37	-0.46%
MGS-S Customer 2970	\$ 2,927.66	-3.16%	\$ 7,340.00	\$ 7,244.54	-1.30%	\$ 17,111.83	\$ 17,016.37	-0.56%
MGS-S Customer 2971	\$ 2,217.80	-2.92%	\$ 5,183.07	\$ 5,116.26	-1.29%	\$ 14,298.23	\$ 14,231.42	-0.47%
MGS-S Customer 2972	\$ 8,652.99	-3.64%	\$ 26,558.98	\$ 26,231.80	-1.23%	\$ 129,295.73	\$ 128,968.55	-0.25%
MGS-S Customer 2973	\$ 4,791.59	-3.45%	\$ 13,450.00	\$ 13,278.87	-1.27%	\$ 45,727.20	\$ 45,556.07	-0.37%
MGS-S Customer 2974	\$ 1,114.56	-1.95%	\$ 1,700.87	\$ 1,678.66	-1.31%	\$ 3,628.16	\$ 3,605.95	-0.61%
MGS-S Customer 2975	\$ 6,444.37	-3.64%	\$ 19,562.79	\$ 19,319.57	-1.24%	\$ 87,188.60	\$ 86,945.38	-0.28%
MGS-S Customer 2976	\$ 2,734.44	-3.10%	\$ 6,903.46	\$ 6,815.84	-1.27%	\$ 23,975.48	\$ 23,887.86	-0.37%
MGS-S Customer 2977	\$ 1,717.25	-2.93%	\$ 4,041.38	\$ 3,989.49	-1.28%	\$ 11,936.20	\$ 11,884.31	-0.43%
MGS-S Customer 2978	\$ 6,930.83	-3.74%	\$ 19,857.49	\$ 19,588.57	-1.35%	\$ 81,952.94	\$ 81,684.02	-0.33%
MGS-S Customer 2979	\$ 3,395.27	-3.23%	\$ 8,537.01	\$ 8,423.52	-1.33%	\$ 9,839.62	\$ 9,726.13	-1.15%
MGS-S Customer 2980	\$ 2,055.85	-2.85%	\$ 4,615.23	\$ 4,554.96	-1.31%	\$ 9,897.41	\$ 9,837.14	-0.61%
MGS-S Customer 2981	\$ 1,764.26	-2.67%	\$ 3,746.30	\$ 3,697.87	-1.29%	\$ 9,764.45	\$ 9,716.02	-0.50%
MGS-S Customer 2982	\$ 1,456.14	-2.42%	\$ 2,789.70	\$ 2,753.66	-1.29%	\$ 7,421.49	\$ 7,385.45	-0.49%
MGS-S Customer 2983	\$ 3,644.16	-3.31%	\$ 9,851.97	\$ 9,727.39	-1.26%	\$ 36,189.86	\$ 36,065.28	-0.34%
MGS-S Customer 2984	\$ 2,901.48	-3.25%	\$ 7,073.85	\$ 6,976.39	-1.38%	\$ 15,789.88	\$ 15,692.42	-0.62%
MGS-S Customer 2985	\$ 2,597.47	-3.07%	\$ 6,372.80	\$ 6,290.55	-1.29%	\$ 17,314.69	\$ 17,232.44	-0.48%
MGS-S Customer 2986	\$ 4,316.57	-3.39%	\$ 11,864.73	\$ 11,713.08	-1.28%	\$ 37,487.21	\$ 37,335.56	-0.40%
MGS-S Customer 2987	\$ 3,038.28	-3.20%	\$ 7,792.12	\$ 7,691.79	-1.29%	\$ 22,372.16	\$ 22,271.83	-0.45%
MGS-S Customer 2988	\$ 6,290.69	-3.74%	\$ 16,923.33	\$ 16,678.87	-1.44%	\$ 34,615.92	\$ 34,371.46	-0.71%
MGS-S Customer 2989	\$ 1,685.65	-2.91%	\$ 3,935.17	\$ 3,884.63	-1.28%	\$ 11,469.83	\$ 11,419.29	-0.44%
MGS-S Customer 2990	\$ 20,349.43	-3.78%	\$ 64,053.98	\$ 63,253.69	-1.25%	\$ 272,608.02	\$ 271,807.73	-0.29%
MGS-S Customer 2991	\$ 3,496.55	-3.27%	\$ 9,198.33	\$ 9,080.20	-1.28%	\$ 26,557.27	\$ 26,439.14	-0.44%
MGS-S Customer 2992	\$ 1,291.66	-2.60%	\$ 2,634.38	\$ 2,599.89	-1.31%	\$ 5,084.19	\$ 5,049.70	-0.68%
MGS-S Customer 2993	\$ 2,656.51	-3.08%	\$ 6,515.04	\$ 6,430.63	-1.30%	\$ 16,259.45	\$ 16,175.04	-0.52%
MGS-S Customer 2994	\$ 2,952.34	-3.17%	\$ 7,452.65	\$ 7,356.13	-1.30%	\$ 18,955.69	\$ 18,859.17	-0.51%
MGS-S Customer 2995	\$ 1,383.32	-2.69%	\$ 2,916.05	\$ 2,877.86	-1.31%	\$ 5,612.67	\$ 5,574.48	-0.68%
MGS-S Customer 2996	\$ 1,416.59	-2.71%	\$ 3,019.84	\$ 2,980.32	-1.31%	\$ 5,917.57	\$ 5,878.05	-0.67%
MGS-S Customer 2997	\$ 1,439.83	-2.75%	\$ 3,191.68	\$ 3,151.00	-1.27%	\$ 10,514.27	\$ 10,473.59	-0.39%

Customer	Distribution 8/25 Prices	Distribution % Difference	Delivery 1/25 Prices	Delivery 8/25 Prices	Delivery % Difference	Bundled 1/25 Prices	Bundled 8/25 Prices	Bundled % Difference
MGS-S Customer 2998	\$ 1,412.85	-2.71%	\$ 3,011.90	\$ 2,972.50	-1.31%	\$ 5,991.90	\$ 5,952.50	-0.66%
MGS-S Customer 2999	\$ 1,991.09	-2.81%	\$ 4,525.57	\$ 4,467.93	-1.27%	\$ 15,042.40	\$ 14,984.76	-0.38%
MGS-S Customer 3000	\$ 5,942.10	-3.54%	\$ 16,481.15	\$ 16,263.33	-1.32%	\$ 26,408.38	\$ 26,190.56	-0.82%
MGS-S Customer 3001	\$ 1,899.61	-2.76%	\$ 4,170.39	\$ 4,116.46	-1.29%	\$ 10,864.64	\$ 10,810.71	-0.50%
MGS-S Customer 3002	\$ 4,127.66	-3.37%	\$ 11,358.08	\$ 11,214.01	-1.27%	\$ 40,033.69	\$ 39,889.62	-0.36%
MGS-S Customer 3003	\$ 3,206.65	-3.22%	\$ 8,358.64	\$ 8,251.84	-1.28%	\$ 26,567.70	\$ 26,460.90	-0.40%
MGS-S Customer 3004	\$ 1,970.59	-2.80%	\$ 4,373.14	\$ 4,316.33	-1.30%	\$ 10,463.16	\$ 10,406.35	-0.54%
MGS-S Customer 3005	\$ 1,969.75	-3.06%	\$ 4,890.49	\$ 4,828.35	-1.27%	\$ 16,893.89	\$ 16,831.75	-0.37%
MGS-S Customer 3006	\$ 1,986.93	-2.82%	\$ 4,453.19	\$ 4,395.60	-1.29%	\$ 11,724.13	\$ 11,666.54	-0.49%
MGS-S Customer 3007	\$ 3,035.19	-3.19%	\$ 7,942.92	\$ 7,842.94	-1.26%	\$ 30,916.77	\$ 30,816.79	-0.32%
MGS-S Customer 3008	\$ 1,677.67	-2.91%	\$ 3,883.87	\$ 3,833.61	-1.29%	\$ 9,974.92	\$ 9,924.66	-0.50%
MGS-S Customer 3009	\$ 1,209.75	-2.53%	\$ 2,469.78	\$ 2,438.42	-1.27%	\$ 8,553.18	\$ 8,521.82	-0.37%
MGS-S Customer 3010	\$ 1,860.49	-2.99%	\$ 4,411.41	\$ 4,354.07	-1.30%	\$ 10,033.18	\$ 9,975.84	-0.57%
MGS-S Customer 3011	\$ 3,962.38	-3.36%	\$ 10,848.45	\$ 10,710.61	-1.27%	\$ 37,915.23	\$ 37,777.39	-0.36%
MGS-S Customer 3012	\$ 1,613.35	-2.87%	\$ 3,645.75	\$ 3,598.13	-1.31%	\$ 7,713.54	\$ 7,665.92	-0.62%
MGS-S Customer 3013	\$ 2,954.92	-3.13%	\$ 7,384.00	\$ 7,288.46	-1.29%	\$ 17,791.13	\$ 17,695.59	-0.54%
MGS-S Customer 3014	\$ 13,911.47	-3.74%	\$ 42,142.54	\$ 41,601.81	-1.28%	\$ 127,118.14	\$ 126,577.41	-0.43%
MGS-S Customer 3015	\$ 1,758.18	-2.67%	\$ 3,733.93	\$ 3,685.66	-1.29%	\$ 9,840.18	\$ 9,791.91	-0.49%
MGS-S Customer 3016	\$ 1,187.95	-2.08%	\$ 1,973.00	\$ 1,947.76	-1.28%	\$ 6,223.27	\$ 6,198.03	-0.41%
MGS-S Customer 3017	\$ 2,043.11	-3.09%	\$ 5,067.13	\$ 5,002.05	-1.28%	\$ 14,879.87	\$ 14,814.79	-0.44%
MGS-S Customer 3018	\$ 1,907.02	-3.03%	\$ 4,624.82	\$ 4,565.27	-1.29%	\$ 13,007.20	\$ 12,947.65	-0.46%
MGS-S Customer 3019	\$ 2,149.90	-2.89%	\$ 4,980.90	\$ 4,916.96	-1.28%	\$ 14,562.02	\$ 14,498.08	-0.44%
MGS-S Customer 3020	\$ 6,728.11	-3.57%	\$ 19,874.62	\$ 19,625.22	-1.25%	\$ 80,132.71	\$ 79,883.31	-0.31%
MGS-S Customer 3021	\$ 2,134.46	-3.12%	\$ 5,401.48	\$ 5,332.76	-1.27%	\$ 18,228.26	\$ 18,159.54	-0.38%
MGS-S Customer 3022	\$ 1,837.03	-3.00%	\$ 4,416.32	\$ 4,359.60	-1.28%	\$ 12,954.10	\$ 12,897.38	-0.44%
MGS-S Customer 3023	\$ 3,277.31	-3.39%	\$ 8,848.30	\$ 8,733.37	-1.30%	\$ 21,225.34	\$ 21,110.41	-0.54%
MGS-S Customer 3024	\$ 11,488.89	-3.81%	\$ 34,246.74	\$ 33,791.48	-1.33%	\$ 132,833.43	\$ 132,378.17	-0.34%
MGS-S Customer 3025	\$ 3,013.06	-3.18%	\$ 7,750.13	\$ 7,651.16	-1.28%	\$ 24,821.24	\$ 24,722.27	-0.40%
MGS-S Customer 3026	\$ 1,929.18	-3.05%	\$ 4,689.29	\$ 4,628.71	-1.29%	\$ 12,621.25	\$ 12,560.67	-0.48%
MGS-S Customer 3027	\$ 2,098.62	-2.87%	\$ 4,881.39	\$ 4,819.36	-1.27%	\$ 16,791.55	\$ 16,729.52	-0.37%
MGS-S Customer 3028	\$ 1,927.93	-2.78%	\$ 4,300.63	\$ 4,245.56	-1.28%	\$ 13,178.00	\$ 13,122.93	-0.42%
MGS-S Customer 3029	\$ 2,340.66	-3.19%	\$ 5,898.12	\$ 5,821.04	-1.31%	\$ 12,452.51	\$ 12,375.43	-0.62%
MGS-S Customer 3030	\$ 2,670.05	-3.09%	\$ 6,752.38	\$ 6,667.31	-1.26%	\$ 25,838.98	\$ 25,753.91	-0.33%
MGS-S Customer 3031	\$ 1,486.47	-2.78%	\$ 3,270.03	\$ 3,227.56	-1.30%	\$ 7,772.36	\$ 7,729.89	-0.55%
MGS-S Customer 3032	\$ 18,107.73	-3.96%	\$ 53,330.45	\$ 52,584.53	-1.40%	\$ 174,678.46	\$ 173,932.54	-0.43%
MGS-S Customer 3033	\$ 1,860.79	-3.01%	\$ 4,441.39	\$ 4,383.56	-1.30%	\$ 10,333.05	\$ 10,275.22	-0.56%
MGS-S Customer 3034	\$ 1,564.12	-2.83%	\$ 3,478.46	\$ 3,432.96	-1.31%	\$ 6,932.31	\$ 6,886.81	-0.66%
MGS-S Customer 3035	\$ 1,993.05	-3.07%	\$ 4,949.95	\$ 4,886.73	-1.28%	\$ 16,052.72	\$ 15,989.50	-0.39%
MGS-S Customer 3036	\$ 11,068.04	-3.70%	\$ 33,097.87	\$ 32,673.11	-1.28%	\$ 98,602.94	\$ 98,178.18	-0.43%
MGS-S Customer 3037	\$ 1,848.85	-3.00%	\$ 4,437.68	\$ 4,380.45	-1.29%	\$ 12,201.10	\$ 12,143.87	-0.47%

Customer	Distribution 8/25 Prices	Distribution % Difference	Delivery 1/25 Prices	Delivery 8/25 Prices	Delivery % Difference	Bundled 1/25 Prices	Bundled 8/25 Prices	Bundled % Difference
MGS-S Customer 3038	\$ 13,089.08	-3.73%	\$ 38,886.97	\$ 38,380.00	-1.30%	\$ 87,412.46	\$ 86,905.49	-0.58%
MGS-S Customer 3039	\$ 1,657.46	-2.59%	\$ 3,412.26	\$ 3,368.15	-1.29%	\$ 8,898.63	\$ 8,854.52	-0.50%
MGS-S Customer 3040	\$ 2,365.57	-2.98%	\$ 5,608.70	\$ 5,535.94	-1.30%	\$ 13,748.96	\$ 13,676.20	-0.53%
MGS-S Customer 3041	\$ 2,137.39	-3.12%	\$ 5,293.48	\$ 5,224.61	-1.30%	\$ 12,286.42	\$ 12,217.55	-0.56%
MGS-S Customer 3042	\$ 3,046.44	-3.19%	\$ 7,766.44	\$ 7,666.08	-1.29%	\$ 20,595.16	\$ 20,494.80	-0.49%
MGS-S Customer 3043	\$ 3,809.36	-3.33%	\$ 10,181.19	\$ 10,049.84	-1.29%	\$ 27,969.76	\$ 27,838.41	-0.47%
MGS-S Customer 3044	\$ 17,901.54	-3.78%	\$ 55,895.80	\$ 55,193.31	-1.26%	\$ 222,592.78	\$ 221,890.29	-0.32%
MGS-S Customer 3045	\$ 2,433.96	-3.01%	\$ 5,851.93	\$ 5,776.40	-1.29%	\$ 15,782.47	\$ 15,706.94	-0.48%
MGS-S Customer 3046	\$ 2,841.46	-3.14%	\$ 7,272.46	\$ 7,180.30	-1.27%	\$ 26,052.84	\$ 25,960.68	-0.35%
MGS-S Customer 3047	\$ 3,373.92	-3.27%	\$ 8,913.74	\$ 8,799.82	-1.28%	\$ 28,658.50	\$ 28,544.58	-0.40%
MGS-S Customer 3048	\$ 4,694.71	-3.43%	\$ 13,007.20	\$ 12,840.27	-1.28%	\$ 38,631.51	\$ 38,464.58	-0.43%
MGS-S Customer 3049	\$ 4,654.10	-3.43%	\$ 12,532.04	\$ 12,366.54	-1.32%	\$ 20,363.33	\$ 20,197.83	-0.81%
MGS-S Customer 3050	\$ 4,602.34	-3.43%	\$ 12,597.90	\$ 12,434.55	-1.30%	\$ 31,465.12	\$ 31,301.77	-0.52%
MGS-S Customer 3051	\$ 2,836.51	-3.47%	\$ 6,467.80	\$ 6,365.84	-1.58%	\$ 16,047.67	\$ 15,945.71	-0.64%
MGS-S Customer 3052	\$ 2,582.53	-3.13%	\$ 6,092.57	\$ 6,009.24	-1.37%	\$ 12,217.10	\$ 12,133.77	-0.68%
MGS-S Customer 3053	\$ 4,686.09	-3.63%	\$ 12,180.57	\$ 12,004.26	-1.45%	\$ 22,834.51	\$ 22,658.20	-0.77%
MGS-S Customer 3054	\$ 2,419.32	-3.01%	\$ 5,768.06	\$ 5,693.08	-1.30%	\$ 13,664.94	\$ 13,589.96	-0.55%
MGS-S Customer 3055	\$ 3,037.05	-3.20%	\$ 7,807.82	\$ 7,707.50	-1.28%	\$ 25,358.72	\$ 25,258.40	-0.40%
MGS-S Customer 3056	\$ 3,125.00	-3.21%	\$ 8,268.70	\$ 8,165.18	-1.25%	\$ 34,128.85	\$ 34,025.33	-0.30%
MGS-S Customer 3057	\$ 3,442.15	-3.28%	\$ 9,024.42	\$ 8,907.87	-1.29%	\$ 24,399.74	\$ 24,283.19	-0.48%
MGS-S Customer 3058	\$ 2,627.02	-3.08%	\$ 6,612.92	\$ 6,529.50	-1.26%	\$ 25,032.22	\$ 24,948.80	-0.33%
MGS-S Customer 3059	\$ 3,736.51	-3.32%	\$ 10,090.51	\$ 9,962.27	-1.27%	\$ 34,629.78	\$ 34,501.54	-0.37%
MGS-S Customer 3060	\$ 2,314.50	-3.17%	\$ 5,932.59	\$ 5,856.73	-1.28%	\$ 18,446.75	\$ 18,370.89	-0.41%
MGS-S Customer 3061	\$ 4,353.52	-3.40%	\$ 11,894.58	\$ 11,741.24	-1.29%	\$ 33,047.07	\$ 32,893.73	-0.46%
MGS-S Customer 3062	\$ 2,305.38	-2.94%	\$ 5,383.01	\$ 5,313.09	-1.30%	\$ 12,375.95	\$ 12,306.03	-0.56%
MGS-S Customer 3063	\$ 5,689.24	-3.52%	\$ 16,601.16	\$ 16,393.88	-1.25%	\$ 70,647.87	\$ 70,440.59	-0.29%
MGS-S Customer 3064	\$ 5,322.09	-3.49%	\$ 14,928.49	\$ 14,735.76	-1.29%	\$ 40,692.66	\$ 40,499.93	-0.47%
MGS-S Customer 3065	\$ 4,205.45	-3.39%	\$ 11,336.52	\$ 11,189.04	-1.30%	\$ 26,775.83	\$ 26,628.35	-0.55%
MGS-S Customer 3066	\$ 2,188.97	-2.91%	\$ 4,969.18	\$ 4,903.46	-1.32%	\$ 7,692.20	\$ 7,626.48	-0.85%
MGS-S Customer 3067	\$ 4,076.20	-3.37%	\$ 11,178.95	\$ 11,036.99	-1.27%	\$ 38,748.49	\$ 38,606.53	-0.37%
MGS-S Customer 3068	\$ 2,545.27	-3.05%	\$ 6,115.50	\$ 6,035.47	-1.31%	\$ 12,463.99	\$ 12,383.96	-0.64%
MGS-S Customer 3069	\$ 1,648.65	-2.88%	\$ 3,749.34	\$ 3,700.38	-1.31%	\$ 7,878.26	\$ 7,829.30	-0.62%
MGS-S Customer 3070	\$ 2,375.35	-2.99%	\$ 5,701.27	\$ 5,628.13	-1.28%	\$ 16,972.47	\$ 16,899.33	-0.43%
MGS-S Customer 3071	\$ 2,171.31	-2.90%	\$ 5,079.08	\$ 5,014.19	-1.28%	\$ 16,094.55	\$ 16,029.66	-0.40%
MGS-S Customer 3072	\$ 2,429.99	-3.22%	\$ 6,136.77	\$ 6,055.98	-1.32%	\$ 10,922.13	\$ 10,841.34	-0.74%
MGS-S Customer 3073	\$ 8,721.46	-3.82%	\$ 25,112.97	\$ 24,766.87	-1.38%	\$ 96,104.99	\$ 95,758.89	-0.36%
MGS-S Customer 3074	\$ 1,797.62	-2.98%	\$ 4,269.25	\$ 4,214.00	-1.29%	\$ 11,151.01	\$ 11,095.76	-0.50%
MGS-S Customer 3075	\$ 1,816.67	-2.99%	\$ 4,394.17	\$ 4,338.24	-1.27%	\$ 14,785.99	\$ 14,730.06	-0.38%
MGS-S Customer 3076	\$ 1,841.27	-3.00%	\$ 4,396.81	\$ 4,339.87	-1.30%	\$ 11,234.35	\$ 11,177.41	-0.51%
MGS-S Customer 3077	\$ 1,515.05	-2.47%	\$ 2,962.25	\$ 2,923.85	-1.30%	\$ 7,383.57	\$ 7,345.17	-0.52%

Customer	Distribution 8/25 Prices	Distribution % Difference	Delivery 1/25 Prices	Delivery 8/25 Prices	Delivery % Difference	Bundled 1/25 Prices	Bundled 8/25 Prices	Bundled % Difference
MGS-S Customer 3078	\$ 1,003.36	-1.74%	\$ 1,332.04	\$ 1,314.30	-1.33%	\$ 1,613.93	\$ 1,596.19	-1.10%
MGS-S Customer 3079	\$ 736.69	-1.63%	\$ 916.01	\$ 903.78	-1.34%	\$ 972.91	\$ 960.68	-1.26%
MGS-S Customer 3080	\$ 2,481.11	-3.03%	\$ 5,929.48	\$ 5,851.95	-1.31%	\$ 12,440.57	\$ 12,363.04	-0.62%
MGS-S Customer 3081	\$ 2,271.09	-2.95%	\$ 5,295.86	\$ 5,226.80	-1.30%	\$ 11,804.89	\$ 11,735.83	-0.59%
MGS-S Customer 3082	\$ 3,269.96	-3.24%	\$ 8,509.59	\$ 8,400.12	-1.29%	\$ 24,460.80	\$ 24,351.33	-0.45%
MGS-S Customer 3083	\$ 2,681.82	-3.26%	\$ 6,872.04	\$ 6,781.69	-1.31%	\$ 11,863.08	\$ 11,772.73	-0.76%
MGS-S Customer 3084	\$ 2,443.43	-3.02%	\$ 5,765.31	\$ 5,689.31	-1.32%	\$ 9,826.58	\$ 9,750.58	-0.77%
MGS-S Customer 3085	\$ 1,847.41	-2.73%	\$ 4,075.73	\$ 4,023.85	-1.27%	\$ 13,701.30	\$ 13,649.42	-0.38%
MGS-S Customer 3086	\$ 4,820.76	-3.46%	\$ 13,341.78	\$ 13,169.23	-1.29%	\$ 35,380.96	\$ 35,208.41	-0.49%
MGS-S Customer 3087	\$ 3,850.59	-3.46%	\$ 10,709.71	\$ 10,571.64	-1.29%	\$ 29,476.37	\$ 29,338.30	-0.47%
MGS-S Customer 3088	\$ 2,311.71	-3.17%	\$ 5,920.28	\$ 5,844.55	-1.28%	\$ 18,276.98	\$ 18,201.25	-0.41%
MGS-S Customer 3089	\$ 3,425.99	-3.27%	\$ 9,129.35	\$ 9,013.64	-1.27%	\$ 32,521.41	\$ 32,405.70	-0.36%
MGS-S Customer 3090	\$ 2,320.68	-2.97%	\$ 5,581.62	\$ 5,510.56	-1.27%	\$ 18,757.93	\$ 18,686.87	-0.38%
MGS-S Customer 3091	\$ 1,528.77	-2.81%	\$ 3,426.05	\$ 3,381.79	-1.29%	\$ 9,093.53	\$ 9,049.27	-0.49%
MGS-S Customer 3092	\$ 850.47	-1.34%	\$ 861.98	\$ 850.47	-1.34%	\$ 861.98	\$ 850.47	-1.34%
MGS-S Customer 3093	\$ 2,254.85	-2.94%	\$ 5,323.03	\$ 5,254.77	-1.28%	\$ 15,938.35	\$ 15,870.09	-0.43%
MGS-S Customer 3094	\$ 4,061.18	-3.36%	\$ 11,011.23	\$ 10,869.93	-1.28%	\$ 32,733.78	\$ 32,592.48	-0.43%
MGS-S Customer 3095	\$ 15,473.97	-3.85%	\$ 46,605.94	\$ 45,986.93	-1.33%	\$ 168,379.01	\$ 167,760.00	-0.37%
MGS-S Customer 3096	\$ 1,684.92	-2.92%	\$ 3,914.51	\$ 3,863.89	-1.29%	\$ 10,286.19	\$ 10,235.57	-0.49%
MGS-S Customer 3097	\$ 2,910.76	-3.16%	\$ 7,559.85	\$ 7,465.01	-1.25%	\$ 30,441.83	\$ 30,346.99	-0.31%
MGS-S Customer 3098	\$ 1,644.30	-2.58%	\$ 3,373.72	\$ 3,330.12	-1.29%	\$ 8,862.95	\$ 8,819.35	-0.49%
MGS-S Customer 3099	\$ 1,825.00	-2.71%	\$ 3,982.98	\$ 3,932.07	-1.28%	\$ 12,540.87	\$ 12,489.96	-0.41%
MGS-S Customer 3100	\$ 6,735.31	-3.57%	\$ 19,792.24	\$ 19,542.75	-1.26%	\$ 75,452.36	\$ 75,202.87	-0.33%
MGS-S Customer 3101	\$ 1,905.89	-2.77%	\$ 4,245.38	\$ 4,191.12	-1.28%	\$ 13,473.20	\$ 13,418.94	-0.40%
MGS-S Customer 3102	\$ 3,414.26	-3.27%	\$ 9,005.25	\$ 8,889.99	-1.28%	\$ 27,996.67	\$ 27,881.41	-0.41%
MGS-S Customer 3103	\$ 6,456.46	-3.56%	\$ 18,772.62	\$ 18,534.16	-1.27%	\$ 65,163.67	\$ 64,925.21	-0.37%
MGS-S Customer 3104	\$ 2,976.08	-3.17%	\$ 7,707.83	\$ 7,610.31	-1.27%	\$ 28,078.30	\$ 27,980.78	-0.35%
MGS-S Customer 3105	\$ 4,185.85	-3.59%	\$ 15,189.40	\$ 15,033.54	-1.03%	\$ 246,873.71	\$ 246,717.85	-0.06%
MGS-S Customer 3106	\$ 1,764.42	-2.96%	\$ 4,207.01	\$ 4,153.24	-1.28%	\$ 13,276.80	\$ 13,223.03	-0.40%
MGS-S Customer 3107	\$ 2,440.34	-3.22%	\$ 6,481.05	\$ 6,399.89	-1.25%	\$ 26,698.18	\$ 26,617.02	-0.30%
MGS-S Customer 3108	\$ 1,952.84	-2.79%	\$ 4,375.41	\$ 4,319.43	-1.28%	\$ 13,466.23	\$ 13,410.25	-0.42%
MGS-S Customer 3109	\$ 8,940.97	-3.83%	\$ 25,233.08	\$ 24,876.64	-1.41%	\$ 74,083.08	\$ 73,726.64	-0.48%
MGS-S Customer 3110	\$ 1,915.61	-3.03%	\$ 4,602.24	\$ 4,542.36	-1.30%	\$ 10,658.33	\$ 10,598.45	-0.56%
MGS-S Customer 3111	\$ 1,418.06	-2.73%	\$ 3,096.19	\$ 3,056.42	-1.28%	\$ 9,035.73	\$ 8,995.96	-0.44%
MGS-S Customer 3112	\$ 2,524.81	-3.04%	\$ 6,128.29	\$ 6,049.06	-1.29%	\$ 16,069.80	\$ 15,990.57	-0.49%
MGS-S Customer 3113	\$ 3,033.40	-3.18%	\$ 7,707.92	\$ 7,608.18	-1.29%	\$ 19,822.15	\$ 19,722.41	-0.50%
MGS-S Customer 3114	\$ 2,232.27	-2.93%	\$ 5,317.45	\$ 5,250.00	-1.27%	\$ 18,749.26	\$ 18,681.81	-0.36%
MGS-S Customer 3115	\$ 1,817.55	-2.71%	\$ 3,902.52	\$ 3,851.83	-1.30%	\$ 9,427.51	\$ 9,376.82	-0.54%
MGS-S Customer 3116	\$ 1,830.96	-2.72%	\$ 3,961.11	\$ 3,909.91	-1.29%	\$ 10,433.69	\$ 10,382.49	-0.49%
MGS-S Customer 3117	\$ 5,033.72	-3.46%	\$ 14,104.83	\$ 13,923.81	-1.28%	\$ 43,547.79	\$ 43,367.27	-0.41%

Customer	Distribution 8/25 Prices	Distribution % Difference	Delivery 1/25 Prices	Delivery 8/25 Prices	Delivery % Difference	Bundled 1/25 Prices	Bundled 8/25 Prices	Bundled % Difference
MGS-S Customer 3118	\$ 2,822.43	-3.13%	\$ 7,161.35	\$ 7,070.10	-1.27%	\$ 23,679.31	\$ 23,588.06	-0.39%
MGS-S Customer 3119	\$ 2,069.57	-2.84%	\$ 4,652.63	\$ 4,592.03	-1.30%	\$ 10,276.57	\$ 10,215.97	-0.59%
MGS-S Customer 3120	\$ 2,278.85	-2.94%	\$ 5,312.58	\$ 5,243.46	-1.30%	\$ 12,131.84	\$ 12,062.72	-0.57%
MGS-S Customer 3121	\$ 6,584.65	-3.55%	\$ 18,783.15	\$ 18,540.90	-1.29%	\$ 50,127.96	\$ 49,885.71	-0.48%
MGS-S Customer 3122	\$ 2,756.87	-3.33%	\$ 6,359.48	\$ 6,264.50	-1.49%	\$ 11,078.57	\$ 10,983.59	-0.86%
MGS-S Customer 3123	\$ 2,872.66	-3.15%	\$ 7,187.90	\$ 7,094.61	-1.30%	\$ 17,517.34	\$ 17,424.05	-0.53%
MGS-S Customer 3124	\$ 2,473.06	-3.02%	\$ 5,960.05	\$ 5,883.06	-1.29%	\$ 15,709.03	\$ 15,632.04	-0.49%
MGS-S Customer 3125	\$ 912.43	-2.08%	\$ 1,497.81	\$ 1,478.46	-1.29%	\$ 3,999.27	\$ 3,979.92	-0.48%
MGS-S Customer 3126	\$ 1,801.11	-2.69%	\$ 3,842.88	\$ 3,793.10	-1.30%	\$ 9,470.71	\$ 9,420.93	-0.53%
MGS-S Customer 3127	\$ 2,593.11	-3.07%	\$ 6,417.65	\$ 6,335.63	-1.28%	\$ 20,348.68	\$ 20,266.66	-0.40%
MGS-S Customer 3128	\$ 1,597.40	-2.55%	\$ 3,239.45	\$ 3,197.64	-1.29%	\$ 8,825.00	\$ 8,783.19	-0.47%
MGS-S Customer 3129	\$ 1,139.37	-2.44%	\$ 2,193.69	\$ 2,165.15	-1.30%	\$ 5,127.30	\$ 5,098.76	-0.56%
MGS-S Customer 3130	\$ 3,473.59	-3.28%	\$ 9,208.04	\$ 9,090.40	-1.28%	\$ 29,384.26	\$ 29,266.62	-0.40%
MGS-S Customer 3131	\$ 1,652.31	-2.58%	\$ 3,352.29	\$ 3,308.49	-1.31%	\$ 6,908.63	\$ 6,864.83	-0.63%
MGS-S Customer 3132	\$ 3,240.71	-3.24%	\$ 8,297.11	\$ 8,188.74	-1.31%	\$ 17,986.67	\$ 17,878.30	-0.60%
MGS-S Customer 3133	\$ 2,704.30	-3.29%	\$ 7,195.91	\$ 7,104.05	-1.28%	\$ 23,276.92	\$ 23,185.06	-0.39%
MGS-S Customer 3134	\$ 2,469.94	-3.03%	\$ 5,958.49	\$ 5,881.28	-1.30%	\$ 15,227.56	\$ 15,150.35	-0.51%
MGS-S Customer 3135	\$ 6,614.45	-3.57%	\$ 19,592.50	\$ 19,347.74	-1.25%	\$ 82,967.70	\$ 82,722.94	-0.30%
MGS-S Customer 3136	\$ 7,701.04	-3.61%	\$ 22,346.36	\$ 22,057.56	-1.29%	\$ 59,404.35	\$ 59,115.55	-0.49%
MGS-S Customer 3137	\$ 11,570.18	-3.71%	\$ 34,812.47	\$ 34,366.58	-1.28%	\$ 107,922.93	\$ 107,477.04	-0.41%
MGS-S Customer 3138	\$ 1,946.06	-2.79%	\$ 4,316.95	\$ 4,261.16	-1.29%	\$ 11,328.17	\$ 11,272.38	-0.49%
MGS-S Customer 3139	\$ 4,989.90	-3.47%	\$ 13,905.64	\$ 13,726.09	-1.29%	\$ 38,147.82	\$ 37,968.27	-0.47%
MGS-S Customer 3140	\$ 2,091.79	-3.10%	\$ 5,259.45	\$ 5,192.42	-1.27%	\$ 17,353.12	\$ 17,286.09	-0.39%
MGS-S Customer 3141	\$ 5,926.89	-3.53%	\$ 16,403.97	\$ 16,187.02	-1.32%	\$ 25,400.41	\$ 25,183.46	-0.85%
MGS-S Customer 3142	\$ 4,499.60	-3.42%	\$ 12,351.50	\$ 12,192.22	-1.29%	\$ 34,155.98	\$ 33,996.70	-0.47%
MGS-S Customer 3143	\$ 3,020.57	-3.35%	\$ 8,050.36	\$ 7,945.80	-1.30%	\$ 19,359.04	\$ 19,254.48	-0.54%
MGS-S Customer 3144	\$ 2,496.91	-3.03%	\$ 6,156.01	\$ 6,077.92	-1.27%	\$ 21,611.31	\$ 21,533.22	-0.36%
MGS-S Customer 3145	\$ 2,031.08	-3.08%	\$ 5,094.93	\$ 5,030.39	-1.27%	\$ 18,224.85	\$ 18,160.31	-0.35%
MGS-S Customer 3146	\$ 3,148.76	-3.21%	\$ 8,133.15	\$ 8,028.68	-1.28%	\$ 23,850.23	\$ 23,745.76	-0.44%
MGS-S Customer 3147	\$ 2,636.76	-3.09%	\$ 6,625.19	\$ 6,541.24	-1.27%	\$ 23,845.07	\$ 23,761.12	-0.35%
MGS-S Customer 3148	\$ 3,614.72	-3.30%	\$ 9,504.37	\$ 9,381.02	-1.30%	\$ 23,275.43	\$ 23,152.08	-0.53%
MGS-S Customer 3149	\$ 1,113.17	-2.39%	\$ 2,091.71	\$ 2,064.47	-1.30%	\$ 4,484.28	\$ 4,457.04	-0.61%
MGS-S Customer 3150	\$ 2,518.61	-3.05%	\$ 6,137.04	\$ 6,057.90	-1.29%	\$ 17,033.22	\$ 16,954.08	-0.46%
MGS-S Customer 3151	\$ 3,260.76	-3.24%	\$ 8,622.77	\$ 8,513.65	-1.27%	\$ 31,438.94	\$ 31,329.82	-0.35%
MGS-S Customer 3152	\$ 4,622.33	-3.43%	\$ 13,029.89	\$ 12,865.87	-1.26%	\$ 50,444.39	\$ 50,280.37	-0.33%
MGS-S Customer 3153	\$ 2,148.15	-2.89%	\$ 4,967.38	\$ 4,903.38	-1.29%	\$ 13,842.70	\$ 13,778.70	-0.46%
MGS-S Customer 3154	\$ 2,577.79	-3.07%	\$ 6,409.47	\$ 6,327.84	-1.27%	\$ 21,638.53	\$ 21,556.90	-0.38%
MGS-S Customer 3155	\$ 1,977.27	-3.06%	\$ 4,924.88	\$ 4,862.56	-1.27%	\$ 17,802.62	\$ 17,740.30	-0.35%
MGS-S Customer 3156	\$ 4,198.67	-3.38%	\$ 11,689.93	\$ 11,542.89	-1.26%	\$ 45,861.96	\$ 45,714.92	-0.32%
MGS-S Customer 3157	\$ 1,896.57	-2.76%	\$ 4,160.89	\$ 4,107.11	-1.29%	\$ 10,899.25	\$ 10,845.47	-0.49%

Customer	Distribution 8/25 Prices	Distribution % Difference	Delivery 1/25 Prices	Delivery 8/25 Prices	Delivery % Difference	Bundled 1/25 Prices	Bundled 8/25 Prices	Bundled % Difference
MGS-S Customer 3158	\$ 4,592.39	-3.42%	\$ 12,949.12	\$ 12,786.51	-1.26%	\$ 51,339.31	\$ 51,176.70	-0.32%
MGS-S Customer 3159	\$ 20,209.39	-3.78%	\$ 63,176.68	\$ 62,382.01	-1.26%	\$ 247,529.68	\$ 246,735.01	-0.32%
MGS-S Customer 3160	\$ 5,316.81	-3.50%	\$ 14,663.64	\$ 14,470.73	-1.32%	\$ 30,482.30	\$ 30,289.39	-0.63%
MGS-S Customer 3161	\$ 4,283.69	-3.51%	\$ 12,135.13	\$ 11,979.42	-1.28%	\$ 36,263.05	\$ 36,107.34	-0.43%
MGS-S Customer 3162	\$ 4,535.46	-3.42%	\$ 12,472.92	\$ 12,312.52	-1.29%	\$ 35,746.14	\$ 35,585.74	-0.45%
MGS-S Customer 3163	\$ 2,352.03	-2.98%	\$ 5,694.04	\$ 5,621.73	-1.27%	\$ 19,794.18	\$ 19,721.87	-0.37%
MGS-S Customer 3164	\$ 2,213.73	-2.93%	\$ 5,088.62	\$ 5,021.91	-1.31%	\$ 10,026.18	\$ 9,959.47	-0.67%
MGS-S Customer 3165	\$ 2,255.02	-3.16%	\$ 5,785.38	\$ 5,711.69	-1.27%	\$ 19,311.00	\$ 19,237.31	-0.38%
MGS-S Customer 3166	\$ 1,904.21	-3.03%	\$ 4,591.51	\$ 4,532.02	-1.30%	\$ 11,633.47	\$ 11,573.98	-0.51%
MGS-S Customer 3167	\$ 2,559.29	-3.06%	\$ 6,280.99	\$ 6,200.34	-1.28%	\$ 18,529.48	\$ 18,448.83	-0.44%
MGS-S Customer 3168	\$ 1,720.10	-2.94%	\$ 4,013.34	\$ 3,961.30	-1.30%	\$ 10,022.69	\$ 9,970.65	-0.52%
MGS-S Customer 3169	\$ 2,417.78	-3.21%	\$ 6,205.47	\$ 6,125.31	-1.29%	\$ 16,477.43	\$ 16,397.27	-0.49%
MGS-S Customer 3170	\$ 6,344.74	-3.56%	\$ 18,336.83	\$ 18,102.87	-1.28%	\$ 59,883.10	\$ 59,649.14	-0.39%
MGS-S Customer 3171	\$ 3,778.70	-3.32%	\$ 10,054.61	\$ 9,924.96	-1.29%	\$ 27,303.85	\$ 27,174.20	-0.47%
MGS-S Customer 3172	\$ 4,415.02	-3.41%	\$ 12,429.97	\$ 12,274.25	-1.25%	\$ 50,959.68	\$ 50,803.96	-0.31%
MGS-S Customer 3173	\$ 5,944.43	-3.53%	\$ 16,778.51	\$ 16,561.01	-1.30%	\$ 41,930.23	\$ 41,712.73	-0.52%
MGS-S Customer 3174	\$ 3,061.27	-3.36%	\$ 8,215.81	\$ 8,109.26	-1.30%	\$ 20,755.79	\$ 20,649.24	-0.51%
MGS-S Customer 3175	\$ 3,356.78	-3.26%	\$ 8,850.73	\$ 8,737.73	-1.28%	\$ 28,613.77	\$ 28,500.77	-0.39%
MGS-S Customer 3176	\$ 2,290.82	-2.95%	\$ 5,375.92	\$ 5,306.27	-1.30%	\$ 13,399.63	\$ 13,329.98	-0.52%
MGS-S Customer 3177	\$ 2,649.03	-3.27%	\$ 7,046.96	\$ 6,957.36	-1.27%	\$ 24,084.36	\$ 23,994.76	-0.37%
MGS-S Customer 3178	\$ 1,648.90	-2.88%	\$ 3,761.70	\$ 3,712.80	-1.30%	\$ 8,638.47	\$ 8,589.57	-0.57%
MGS-S Customer 3179	\$ 10,285.92	-3.69%	\$ 30,518.77	\$ 30,125.13	-1.29%	\$ 84,268.40	\$ 83,874.76	-0.47%
MGS-S Customer 3180	\$ 1,829.06	-2.71%	\$ 3,944.86	\$ 3,893.86	-1.29%	\$ 10,218.96	\$ 10,167.96	-0.50%
MGS-S Customer 3181	\$ 7,409.70	-3.60%	\$ 21,681.68	\$ 21,404.90	-1.28%	\$ 69,928.37	\$ 69,651.59	-0.40%
MGS-S Customer 3182	\$ 1,874.43	-3.01%	\$ 4,545.47	\$ 4,487.30	-1.28%	\$ 14,030.73	\$ 13,972.56	-0.41%
MGS-S Customer 3183	\$ 1,958.81	-2.80%	\$ 4,398.23	\$ 4,341.80	-1.28%	\$ 13,212.87	\$ 13,156.44	-0.43%
MGS-S Customer 3184	\$ 4,832.51	-3.45%	\$ 13,539.05	\$ 13,366.38	-1.28%	\$ 44,403.95	\$ 44,231.28	-0.39%
MGS-S Customer 3185	\$ 1,594.45	-2.86%	\$ 3,634.39	\$ 3,587.50	-1.29%	\$ 9,844.62	\$ 9,797.73	-0.48%
MGS-S Customer 3186	\$ 3,651.19	-3.32%	\$ 9,796.59	\$ 9,671.39	-1.28%	\$ 31,570.67	\$ 31,445.47	-0.40%
MGS-S Customer 3187	\$ 2,587.54	-3.07%	\$ 6,415.90	\$ 6,333.90	-1.28%	\$ 20,575.45	\$ 20,493.45	-0.40%
MGS-S Customer 3188	\$ 2,197.25	-3.14%	\$ 5,513.97	\$ 5,442.74	-1.29%	\$ 14,625.35	\$ 14,554.12	-0.49%
MGS-S Customer 3189	\$ 2,707.15	-3.30%	\$ 7,114.35	\$ 7,021.96	-1.30%	\$ 17,754.35	\$ 17,661.96	-0.52%
MGS-S Customer 3190	\$ 1,380.41	-2.68%	\$ 2,913.49	\$ 2,875.49	-1.30%	\$ 6,080.88	\$ 6,042.88	-0.62%
MGS-S Customer 3191	\$ 4,047.37	-3.36%	\$ 11,258.82	\$ 11,117.92	-1.25%	\$ 46,753.69	\$ 46,612.79	-0.30%
MGS-S Customer 3192	\$ 3,817.31	-3.33%	\$ 10,305.97	\$ 10,174.56	-1.28%	\$ 33,656.89	\$ 33,525.48	-0.39%
MGS-S Customer 3193	\$ 2,011.71	-2.82%	\$ 4,556.96	\$ 4,498.57	-1.28%	\$ 13,752.44	\$ 13,694.05	-0.42%
MGS-S Customer 3194	\$ 3,491.24	-3.28%	\$ 9,255.12	\$ 9,136.89	-1.28%	\$ 29,406.09	\$ 29,287.86	-0.40%
MGS-S Customer 3195	\$ 3,207.23	-3.22%	\$ 8,186.98	\$ 8,080.40	-1.30%	\$ 18,498.59	\$ 18,392.01	-0.58%
MGS-S Customer 3196	\$ 3,615.55	-3.30%	\$ 9,684.21	\$ 9,560.90	-1.27%	\$ 32,312.99	\$ 32,189.68	-0.38%
MGS-S Customer 3197	\$ 864.01	-1.38%	\$ 903.14	\$ 891.08	-1.34%	\$ 907.37	\$ 895.31	-1.33%

Customer	Distribution 8/25 Prices	Distribution % Difference	Delivery 1/25 Prices	Delivery 8/25 Prices	Delivery % Difference	Bundled 1/25 Prices	Bundled 8/25 Prices	Bundled % Difference
MGS-S Customer 3198	\$ 1,958.53	-3.05%	\$ 4,751.53	\$ 4,689.87	-1.30%	\$ 11,647.91	\$ 11,586.25	-0.53%
MGS-S Customer 3199	\$ 7,058.75	-3.59%	\$ 20,826.99	\$ 20,564.19	-1.26%	\$ 78,671.83	\$ 78,409.03	-0.33%
MGS-S Customer 3200	\$ 2,510.88	-3.03%	\$ 6,001.21	\$ 5,922.65	-1.31%	\$ 12,024.16	\$ 11,945.60	-0.65%
MGS-S Customer 3201	\$ 1,951.61	-2.79%	\$ 4,367.75	\$ 4,311.69	-1.28%	\$ 12,937.53	\$ 12,881.47	-0.43%
MGS-S Customer 3202	\$ 669.86	-1.40%	\$ 713.33	\$ 703.82	-1.33%	\$ 782.57	\$ 773.06	-1.22%
MGS-S Customer 3203	\$ 5,707.83	-3.52%	\$ 16,245.57	\$ 16,037.55	-1.28%	\$ 50,136.97	\$ 49,928.95	-0.41%
MGS-S Customer 3204	\$ 5,628.06	-3.51%	\$ 16,340.90	\$ 16,136.10	-1.25%	\$ 66,728.55	\$ 66,523.75	-0.31%
MGS-S Customer 3205	\$ 1,623.83	-2.86%	\$ 3,680.18	\$ 3,632.29	-1.30%	\$ 8,247.53	\$ 8,199.64	-0.58%
MGS-S Customer 3206	\$ 9,874.27	-3.68%	\$ 29,733.73	\$ 29,356.97	-1.27%	\$ 106,601.18	\$ 106,224.42	-0.35%
MGS-S Customer 3207	\$ 1,671.63	-2.91%	\$ 3,843.50	\$ 3,793.36	-1.30%	\$ 8,565.90	\$ 8,515.76	-0.59%
MGS-S Customer 3208	\$ 5,376.68	-3.54%	\$ 15,291.27	\$ 15,093.84	-1.29%	\$ 59,506.74	\$ 59,309.31	-0.33%
MGS-S Customer 3209	\$ 1,909.55	-3.03%	\$ 4,581.40	\$ 4,521.73	-1.30%	\$ 10,438.21	\$ 10,378.54	-0.57%
MGS-S Customer 3210	\$ 2,279.26	-2.95%	\$ 5,422.67	\$ 5,353.31	-1.28%	\$ 17,041.00	\$ 16,971.64	-0.41%
MGS-S Customer 3211	\$ 1,733.17	-2.65%	\$ 3,626.69	\$ 3,579.60	-1.30%	\$ 8,602.53	\$ 8,555.44	-0.55%
MGS-S Customer 3212	\$ 2,344.18	-2.98%	\$ 5,610.73	\$ 5,538.79	-1.28%	\$ 16,918.72	\$ 16,846.78	-0.43%
MGS-S Customer 3213	\$ 1,737.08	-2.94%	\$ 4,073.36	\$ 4,020.78	-1.29%	\$ 10,878.90	\$ 10,826.32	-0.48%
MGS-S Customer 3214	\$ 6,529.81	-3.57%	\$ 18,581.67	\$ 18,340.07	-1.30%	\$ 44,304.71	\$ 44,063.11	-0.55%
MGS-S Customer 3215	\$ 4,899.68	-3.46%	\$ 13,316.92	\$ 13,141.51	-1.32%	\$ 23,262.43	\$ 23,087.02	-0.75%
MGS-S Customer 3216	\$ 1,061.81	-2.32%	\$ 1,945.81	\$ 1,920.55	-1.30%	\$ 4,572.85	\$ 4,547.59	-0.55%
MGS-S Customer 3217	\$ 1,991.49	-2.82%	\$ 4,438.56	\$ 4,380.84	-1.30%	\$ 10,444.26	\$ 10,386.54	-0.55%
MGS-S Customer 3218	\$ 2,145.67	-3.12%	\$ 5,373.25	\$ 5,304.04	-1.29%	\$ 15,060.87	\$ 14,991.66	-0.46%
MGS-S Customer 3219	\$ 1,619.61	-2.56%	\$ 3,275.15	\$ 3,232.68	-1.30%	\$ 7,909.23	\$ 7,866.76	-0.54%
MGS-S Customer 3220	\$ 1,970.53	-2.80%	\$ 4,436.61	\$ 4,379.75	-1.28%	\$ 13,506.86	\$ 13,450.00	-0.42%
MGS-S Customer 3221	\$ 4,080.69	-3.37%	\$ 11,262.53	\$ 11,120.31	-1.26%	\$ 42,070.30	\$ 41,928.08	-0.34%
MGS-S Customer 3222	\$ 3,999.59	-3.36%	\$ 10,567.51	\$ 10,428.52	-1.32%	\$ 19,214.98	\$ 19,075.99	-0.72%
MGS-S Customer 3223	\$ 2,563.35	-3.25%	\$ 6,724.32	\$ 6,638.18	-1.28%	\$ 20,611.01	\$ 20,524.87	-0.42%
MGS-S Customer 3224	\$ 3,385.75	-3.41%	\$ 9,223.25	\$ 9,103.75	-1.30%	\$ 23,474.21	\$ 23,354.71	-0.51%
MGS-S Customer 3225	\$ 2,599.20	-3.07%	\$ 6,255.33	\$ 6,173.00	-1.32%	\$ 11,183.64	\$ 11,101.31	-0.74%
MGS-S Customer 3226	\$ 2,886.55	-3.15%	\$ 7,376.53	\$ 7,282.67	-1.27%	\$ 24,885.04	\$ 24,791.18	-0.38%
MGS-S Customer 3227	\$ 2,959.04	-3.34%	\$ 7,999.74	\$ 7,897.58	-1.28%	\$ 25,731.75	\$ 25,629.59	-0.40%
MGS-S Customer 3228	\$ 1,663.79	-2.60%	\$ 3,513.57	\$ 3,469.12	-1.27%	\$ 12,800.92	\$ 12,756.47	-0.35%
MGS-S Customer 3229	\$ 7,948.76	-4.00%	\$ 20,678.14	\$ 20,346.78	-1.60%	\$ 35,911.77	\$ 35,580.41	-0.92%
MGS-S Customer 3230	\$ 1,776.77	-2.69%	\$ 3,819.91	\$ 3,770.87	-1.28%	\$ 11,338.80	\$ 11,289.76	-0.43%
MGS-S Customer 3231	\$ 1,525.65	-2.81%	\$ 3,423.57	\$ 3,379.45	-1.29%	\$ 9,498.06	\$ 9,453.94	-0.46%
MGS-S Customer 3232	\$ 2,988.30	-3.17%	\$ 7,624.29	\$ 7,526.41	-1.28%	\$ 22,434.80	\$ 22,336.92	-0.44%
MGS-S Customer 3233	\$ 2,840.45	-3.14%	\$ 7,302.05	\$ 7,210.07	-1.26%	\$ 28,015.31	\$ 27,923.33	-0.33%
MGS-S Customer 3234	\$ 8,749.60	-3.64%	\$ 26,060.24	\$ 25,729.33	-1.27%	\$ 90,463.81	\$ 90,132.90	-0.37%
MGS-S Customer 3235	\$ 4,142.46	-3.37%	\$ 11,333.02	\$ 11,188.42	-1.28%	\$ 36,736.12	\$ 36,591.52	-0.39%
MGS-S Customer 3236	\$ 5,480.72	-3.50%	\$ 15,605.35	\$ 15,406.40	-1.27%	\$ 51,502.42	\$ 51,303.47	-0.39%
MGS-S Customer 3237	\$ 4,331.05	-3.40%	\$ 12,151.55	\$ 11,999.18	-1.25%	\$ 49,392.36	\$ 49,239.99	-0.31%

Internal Use

Customer	Distribution 8/25 Prices	Distribution % Difference	Delivery 1/25 Prices	Delivery 8/25 Prices	Delivery % Difference	Bundled 1/25 Prices	Bundled 8/25 Prices	Bundled % Difference
MGS-S Customer 3238	\$ 3,198.01	-3.22%	\$ 8,477.26	\$ 8,370.72	-1.26%	\$ 33,583.27	\$ 33,476.73	-0.32%
MGS-S Customer 3239	\$ 2,305.92	-3.18%	\$ 5,881.10	\$ 5,805.39	-1.29%	\$ 16,657.76	\$ 16,582.05	-0.45%
MGS-S Customer 3240	\$ 1,627.72	-2.88%	\$ 3,710.33	\$ 3,662.15	-1.30%	\$ 8,838.48	\$ 8,790.30	-0.55%
MGS-S Customer 3241	\$ 6,801.55	-3.58%	\$ 19,968.39	\$ 19,716.12	-1.26%	\$ 74,175.07	\$ 73,922.80	-0.34%
MGS-S Customer 3242	\$ 3,033.00	-3.18%	\$ 7,833.83	\$ 7,734.06	-1.27%	\$ 26,097.73	\$ 25,997.96	-0.38%
MGS-S Customer 3243	\$ 1,825.74	-2.99%	\$ 4,400.70	\$ 4,344.43	-1.28%	\$ 13,818.20	\$ 13,761.93	-0.41%
MGS-S Customer 3244	\$ 1,944.13	-3.04%	\$ 4,647.20	\$ 4,586.22	-1.31%	\$ 8,824.68	\$ 8,763.70	-0.69%
MGS-S Customer 3245	\$ 1,944.84	-2.79%	\$ 4,320.45	\$ 4,264.70	-1.29%	\$ 11,676.52	\$ 11,620.77	-0.48%
MGS-S Customer 3246	\$ 3,094.64	-3.20%	\$ 7,756.92	\$ 7,654.66	-1.32%	\$ 13,109.03	\$ 13,006.77	-0.78%
MGS-S Customer 3247	\$ 2,760.85	-3.11%	\$ 6,886.93	\$ 6,798.30	-1.29%	\$ 19,401.09	\$ 19,312.46	-0.46%
MGS-S Customer 3248	\$ 2,133.05	-2.89%	\$ 4,929.26	\$ 4,865.73	-1.29%	\$ 13,809.83	\$ 13,746.30	-0.46%
MGS-S Customer 3249	\$ 1,933.14	-2.79%	\$ 4,374.73	\$ 4,319.33	-1.27%	\$ 15,830.35	\$ 15,774.95	-0.35%
MGS-S Customer 3250	\$ 3,548.44	-3.29%	\$ 9,540.71	\$ 9,420.11	-1.26%	\$ 35,080.92	\$ 34,960.32	-0.34%
MGS-S Customer 3251	\$ 951.82	-2.16%	\$ 1,606.61	\$ 1,585.61	-1.31%	\$ 3,461.11	\$ 3,440.11	-0.61%
MGS-S Customer 3252	\$ 2,166.61	-2.90%	\$ 5,060.53	\$ 4,995.78	-1.28%	\$ 15,752.52	\$ 15,687.77	-0.41%
MGS-S Customer 3253	\$ 1,892.31	-2.76%	\$ 4,148.72	\$ 4,095.00	-1.29%	\$ 10,643.47	\$ 10,589.75	-0.50%
MGS-S Customer 3254	\$ 1,841.12	-3.00%	\$ 4,378.41	\$ 4,321.53	-1.30%	\$ 10,481.00	\$ 10,424.12	-0.54%
MGS-S Customer 3255	\$ 1,933.81	-3.04%	\$ 4,636.33	\$ 4,575.65	-1.31%	\$ 9,508.53	\$ 9,447.85	-0.64%
MGS-S Customer 3256	\$ 1,790.10	-2.70%	\$ 3,862.20	\$ 3,812.52	-1.29%	\$ 11,244.55	\$ 11,194.87	-0.44%
MGS-S Customer 3257	\$ 2,110.49	-2.88%	\$ 4,843.88	\$ 4,781.36	-1.29%	\$ 13,118.05	\$ 13,055.53	-0.48%
MGS-S Customer 3258	\$ 1,204.09	-2.11%	\$ 1,975.44	\$ 1,949.54	-1.31%	\$ 3,916.32	\$ 3,890.42	-0.66%
MGS-S Customer 3259	\$ 1,482.28	-2.44%	\$ 2,879.49	\$ 2,842.40	-1.29%	\$ 8,070.37	\$ 8,033.28	-0.46%
MGS-S Customer 3260	\$ 1,618.63	-2.56%	\$ 3,288.51	\$ 3,245.92	-1.30%	\$ 8,342.28	\$ 8,299.69	-0.51%
MGS-S Customer 3261	\$ 13,699.68	-3.93%	\$ 40,944.33	\$ 40,384.54	-1.37%	\$ 184,619.46	\$ 184,059.67	-0.30%
MGS-S Customer 3262	\$ 1,598.30	-2.86%	\$ 3,664.84	\$ 3,617.78	-1.28%	\$ 10,761.30	\$ 10,714.24	-0.44%
MGS-S Customer 3263	\$ 6,661.83	-3.57%	\$ 19,493.14	\$ 19,246.39	-1.27%	\$ 70,802.10	\$ 70,555.35	-0.35%
MGS-S Customer 3264	\$ 2,352.21	-2.99%	\$ 5,698.34	\$ 5,625.89	-1.27%	\$ 19,670.50	\$ 19,598.05	-0.37%
MGS-S Customer 3265	\$ 1,331.09	-2.66%	\$ 2,810.73	\$ 2,774.32	-1.30%	\$ 7,278.90	\$ 7,242.49	-0.50%
MGS-S Customer 3266	\$ 22,993.48	-3.80%	\$ 70,012.54	\$ 69,104.68	-1.30%	\$ 175,281.37	\$ 174,373.51	-0.52%
MGS-S Customer 3267	\$ 2,440.81	-3.01%	\$ 5,965.21	\$ 5,889.37	-1.27%	\$ 20,340.61	\$ 20,264.77	-0.37%
MGS-S Customer 3268	\$ 4,827.31	-3.45%	\$ 13,469.91	\$ 13,297.64	-1.28%	\$ 42,179.57	\$ 42,007.30	-0.41%
MGS-S Customer 3269	\$ 2,413.25	-3.00%	\$ 5,916.33	\$ 5,841.65	-1.26%	\$ 22,095.38	\$ 22,020.70	-0.34%
MGS-S Customer 3270	\$ 2,192.35	-2.91%	\$ 5,082.57	\$ 5,016.82	-1.29%	\$ 13,131.07	\$ 13,065.32	-0.50%
MGS-S Customer 3271	\$ 1,558.21	-2.83%	\$ 3,522.64	\$ 3,477.33	-1.29%	\$ 9,920.83	\$ 9,875.52	-0.46%
MGS-S Customer 3272	\$ 2,415.85	-3.21%	\$ 6,160.84	\$ 6,080.64	-1.30%	\$ 14,236.31	\$ 14,156.11	-0.56%
MGS-S Customer 3273	\$ 3,041.06	-3.19%	\$ 8,090.55	\$ 7,990.37	-1.24%	\$ 37,513.79	\$ 37,413.61	-0.27%
MGS-S Customer 3274	\$ 2,738.25	-3.10%	\$ 6,738.08	\$ 6,650.38	-1.30%	\$ 15,330.71	\$ 15,243.01	-0.57%
MGS-S Customer 3275	\$ 2,499.98	-3.04%	\$ 6,037.98	\$ 5,959.71	-1.30%	\$ 15,134.51	\$ 15,056.24	-0.52%
MGS-S Customer 3276	\$ 2,217.05	-3.15%	\$ 5,575.05	\$ 5,502.95	-1.29%	\$ 14,567.14	\$ 14,495.04	-0.49%
MGS-S Customer 3277	\$ 2,538.54	-3.05%	\$ 6,077.62	\$ 5,997.76	-1.31%	\$ 11,316.95	\$ 11,237.09	-0.71%

Internal Use

Customer	Distribution 8/25 Prices	Distribution % Difference	Delivery 1/25 Prices	Delivery 8/25 Prices	Delivery % Difference	Bundled 1/25 Prices	Bundled 8/25 Prices	Bundled % Difference
MGS-S Customer 3278	\$ 1,772.34	-2.96%	\$ 4,163.23	\$ 4,109.25	-1.30%	\$ 10,193.95	\$ 10,139.97	-0.53%
MGS-S Customer 3279	\$ 1,544.85	-2.82%	\$ 3,471.05	\$ 3,426.14	-1.29%	\$ 8,968.96	\$ 8,924.05	-0.50%
MGS-S Customer 3280	\$ 1,522.41	-2.81%	\$ 3,425.26	\$ 3,381.30	-1.28%	\$ 10,117.23	\$ 10,073.27	-0.43%
MGS-S Customer 3281	\$ 2,481.31	-3.03%	\$ 6,039.31	\$ 5,961.75	-1.28%	\$ 17,867.88	\$ 17,790.32	-0.43%
MGS-S Customer 3282	\$ 2,225.60	-3.15%	\$ 5,687.62	\$ 5,615.18	-1.27%	\$ 18,943.92	\$ 18,871.48	-0.38%
MGS-S Customer 3283	\$ 1,570.97	-2.52%	\$ 3,178.70	\$ 3,138.08	-1.28%	\$ 10,018.41	\$ 9,977.79	-0.41%
MGS-S Customer 3284	\$ 1,819.20	-2.99%	\$ 4,274.14	\$ 4,218.14	-1.31%	\$ 8,488.18	\$ 8,432.18	-0.66%
MGS-S Customer 3285	\$ 2,575.32	-3.25%	\$ 6,829.38	\$ 6,742.73	-1.27%	\$ 24,053.26	\$ 23,966.61	-0.36%
MGS-S Customer 3286	\$ 2,899.97	-3.15%	\$ 7,322.62	\$ 7,228.22	-1.29%	\$ 20,201.96	\$ 20,107.56	-0.47%
MGS-S Customer 3287	\$ 2,163.61	-2.90%	\$ 4,875.43	\$ 4,810.73	-1.33%	\$ 6,749.24	\$ 6,684.54	-0.96%
MGS-S Customer 3288	\$ 861.49	-1.38%	\$ 887.99	\$ 875.91	-1.36%	\$ 888.03	\$ 875.95	-1.36%
MGS-S Customer 3289	\$ 1,961.23	-2.80%	\$ 4,527.90	\$ 4,471.43	-1.25%	\$ 19,482.61	\$ 19,426.14	-0.29%
MGS-S Customer 3290	\$ 1,996.57	-2.82%	\$ 4,546.36	\$ 4,488.46	-1.27%	\$ 15,185.34	\$ 15,127.44	-0.38%
MGS-S Customer 3291	\$ 3,179.06	-3.22%	\$ 8,310.43	\$ 8,204.80	-1.27%	\$ 28,393.41	\$ 28,287.78	-0.37%
MGS-S Customer 3292	\$ 3,792.66	-3.33%	\$ 10,276.03	\$ 10,145.48	-1.27%	\$ 35,469.57	\$ 35,339.02	-0.37%
MGS-S Customer 3293	\$ 1,777.12	-2.97%	\$ 4,202.20	\$ 4,147.80	-1.29%	\$ 10,888.91	\$ 10,834.51	-0.50%
MGS-S Customer 3294	\$ 2,187.24	-2.91%	\$ 5,095.66	\$ 5,030.16	-1.29%	\$ 14,653.93	\$ 14,588.43	-0.45%
MGS-S Customer 3295	\$ 2,422.77	-3.01%	\$ 5,848.42	\$ 5,773.16	-1.29%	\$ 16,799.68	\$ 16,724.42	-0.45%
MGS-S Customer 3296	\$ 3,314.87	-3.25%	\$ 8,656.70	\$ 8,545.40	-1.29%	\$ 25,131.01	\$ 25,019.71	-0.44%
MGS-S Customer 3297	\$ 7,844.05	-3.79%	\$ 22,378.65	\$ 22,069.83	-1.38%	\$ 78,212.45	\$ 77,903.63	-0.39%
MGS-S Customer 3298	\$ 11,006.00	-3.70%	\$ 33,902.36	\$ 33,479.84	-1.25%	\$ 147,366.18	\$ 146,943.66	-0.29%
MGS-S Customer 3299	\$ 12,311.64	-3.76%	\$ 36,914.24	\$ 36,433.39	-1.30%	\$ 118,827.58	\$ 118,346.73	-0.40%
MGS-S Customer 3300	\$ 3,259.33	-3.24%	\$ 8,483.99	\$ 8,374.94	-1.29%	\$ 24,747.25	\$ 24,638.20	-0.44%
MGS-S Customer 3301	\$ 2,029.51	-2.83%	\$ 4,604.44	\$ 4,545.24	-1.29%	\$ 13,261.28	\$ 13,202.08	-0.45%
MGS-S Customer 3302	\$ 2,237.61	-3.16%	\$ 5,670.33	\$ 5,597.37	-1.29%	\$ 16,192.53	\$ 16,119.57	-0.45%
MGS-S Customer 3303	\$ 24,186.43	-3.90%	\$ 74,190.34	\$ 73,208.06	-1.32%	\$ 284,823.98	\$ 283,841.70	-0.34%
MGS-S Customer 3304	\$ 1,340.66	-2.66%	\$ 2,788.99	\$ 2,752.42	-1.31%	\$ 5,330.79	\$ 5,294.22	-0.69%
MGS-S Customer 3305	\$ 2,495.85	-3.04%	\$ 6,028.09	\$ 5,949.96	-1.30%	\$ 15,167.01	\$ 15,088.88	-0.52%
MGS-S Customer 3306	\$ 2,339.93	-3.19%	\$ 6,067.62	\$ 5,990.55	-1.27%	\$ 20,992.05	\$ 20,914.98	-0.37%
MGS-S Customer 3307	\$ 2,400.41	-3.20%	\$ 6,164.35	\$ 6,084.88	-1.29%	\$ 16,982.15	\$ 16,902.68	-0.47%
MGS-S Customer 3308	\$ 2,135.97	-2.89%	\$ 4,915.47	\$ 4,851.95	-1.29%	\$ 13,017.79	\$ 12,954.27	-0.49%
MGS-S Customer 3309	\$ 8,214.02	-3.87%	\$ 22,821.26	\$ 22,490.38	-1.45%	\$ 73,085.85	\$ 72,754.97	-0.45%
MGS-S Customer 3310	\$ 1,244.32	-2.57%	\$ 2,523.32	\$ 2,490.46	-1.30%	\$ 5,867.93	\$ 5,835.07	-0.56%
MGS-S Customer 3311	\$ 1,316.87	-2.65%	\$ 2,737.95	\$ 2,702.13	-1.31%	\$ 5,772.79	\$ 5,736.97	-0.62%
MGS-S Customer 3312	\$ 2,071.82	-2.84%	\$ 4,654.00	\$ 4,593.45	-1.30%	\$ 10,363.53	\$ 10,302.98	-0.58%
MGS-S Customer 3313	\$ 2,182.22	-3.14%	\$ 5,465.54	\$ 5,394.85	-1.29%	\$ 14,248.65	\$ 14,177.96	-0.50%
MGS-S Customer 3314	\$ 1,225.75	-2.53%	\$ 2,439.51	\$ 2,407.68	-1.30%	\$ 5,110.77	\$ 5,078.94	-0.62%
MGS-S Customer 3315	\$ 2,236.61	-2.94%	\$ 5,204.98	\$ 5,137.29	-1.30%	\$ 12,344.17	\$ 12,276.48	-0.55%
MGS-S Customer 3316	\$ 2,345.45	-3.19%	\$ 5,936.43	\$ 5,859.12	-1.30%	\$ 13,567.07	\$ 13,489.76	-0.57%
MGS-S Customer 3317	\$ 1,804.47	-2.97%	\$ 4,166.63	\$ 4,111.39	-1.33%	\$ 5,708.16	\$ 5,652.92	-0.97%

Internal Use

Customer	Distribution 8/25 Prices	Distribution % Difference	Delivery 1/25 Prices	Delivery 8/25 Prices	Delivery % Difference	Bundled 1/25 Prices	Bundled 8/25 Prices	Bundled % Difference
MGS-S Customer 3318	\$ 1,695.90	-2.92%	\$ 3,897.66	\$ 3,846.70	-1.31%	\$ 8,066.00	\$ 8,015.04	-0.63%
MGS-S Customer 3319	\$ 1,615.34	-2.87%	\$ 3,754.56	\$ 3,706.79	-1.27%	\$ 12,667.35	\$ 12,619.58	-0.38%
MGS-S Customer 3320	\$ 1,772.47	-2.68%	\$ 3,820.74	\$ 3,771.85	-1.28%	\$ 11,966.94	\$ 11,918.05	-0.41%
MGS-S Customer 3321	\$ 1,889.18	-2.76%	\$ 4,186.92	\$ 4,133.35	-1.28%	\$ 13,083.37	\$ 13,029.80	-0.41%
MGS-S Customer 3322	\$ 16,564.16	-4.06%	\$ 45,979.20	\$ 45,277.37	-1.53%	\$ 88,375.59	\$ 87,673.76	-0.79%
MGS-S Customer 3323	\$ 2,430.13	-3.22%	\$ 6,321.25	\$ 6,240.52	-1.28%	\$ 20,251.36	\$ 20,170.63	-0.40%
MGS-S Customer 3324	\$ 1,777.10	-2.96%	\$ 4,241.91	\$ 4,187.61	-1.28%	\$ 13,113.00	\$ 13,058.70	-0.41%
MGS-S Customer 3325	\$ 2,664.54	-3.09%	\$ 6,629.13	\$ 6,544.25	-1.28%	\$ 20,418.47	\$ 20,333.59	-0.42%
MGS-S Customer 3326	\$ 3,269.04	-3.40%	\$ 8,833.83	\$ 8,718.90	-1.30%	\$ 20,927.50	\$ 20,812.57	-0.55%
MGS-S Customer 3327	\$ 2,719.67	-3.29%	\$ 7,343.53	\$ 7,251.06	-1.26%	\$ 28,398.10	\$ 28,305.63	-0.33%
MGS-S Customer 3328	\$ 1,639.81	-2.86%	\$ 3,722.54	\$ 3,674.21	-1.30%	\$ 8,500.93	\$ 8,452.60	-0.57%
MGS-S Customer 3329	\$ 2,062.16	-2.85%	\$ 4,663.07	\$ 4,602.51	-1.30%	\$ 11,244.66	\$ 11,184.10	-0.54%
MGS-S Customer 3330	\$ 2,923.19	-3.16%	\$ 7,451.88	\$ 7,356.53	-1.28%	\$ 23,215.70	\$ 23,120.35	-0.41%
MGS-S Customer 3331	\$ 2,219.50	-3.15%	\$ 5,671.44	\$ 5,599.25	-1.27%	\$ 19,026.58	\$ 18,954.39	-0.38%
MGS-S Customer 3332	\$ 22,949.83	-3.80%	\$ 72,107.38	\$ 71,201.07	-1.26%	\$ 285,995.25	\$ 285,088.94	-0.32%
MGS-S Customer 3333	\$ 22,279.26	-3.80%	\$ 68,198.15	\$ 67,317.37	-1.29%	\$ 196,155.17	\$ 195,274.39	-0.45%
MGS-S Customer 3334	\$ 1,919.49	-2.77%	\$ 4,226.63	\$ 4,172.01	-1.29%	\$ 10,992.75	\$ 10,938.13	-0.50%
MGS-S Customer 3335	\$ 1,169.79	-2.04%	\$ 1,883.67	\$ 1,859.27	-1.30%	\$ 4,700.61	\$ 4,676.21	-0.52%
MGS-S Customer 3336	\$ 2,597.26	-3.25%	\$ 6,732.49	\$ 6,645.38	-1.29%	\$ 16,982.51	\$ 16,895.40	-0.51%
MGS-S Customer 3337	\$ 2,635.95	-3.08%	\$ 6,456.45	\$ 6,372.81	-1.30%	\$ 16,222.11	\$ 16,138.47	-0.52%
MGS-S Customer 3338	\$ 3,179.17	-3.22%	\$ 8,196.98	\$ 8,091.29	-1.29%	\$ 22,548.50	\$ 22,442.81	-0.47%
MGS-S Customer 3339	\$ 1,697.96	-2.90%	\$ 3,913.61	\$ 3,862.83	-1.30%	\$ 9,215.67	\$ 9,164.89	-0.55%
MGS-S Customer 3340	\$ 2,069.87	-2.85%	\$ 4,711.64	\$ 4,650.80	-1.29%	\$ 12,636.51	\$ 12,575.67	-0.48%
MGS-S Customer 3341	\$ 6,994.06	-3.64%	\$ 19,960.18	\$ 19,696.23	-1.32%	\$ 54,061.03	\$ 53,797.08	-0.49%
MGS-S Customer 3342	\$ 6,344.68	-3.62%	\$ 18,779.62	\$ 18,541.05	-1.27%	\$ 64,297.69	\$ 64,059.12	-0.37%
MGS-S Customer 3343	\$ 774.89	-1.75%	\$ 1,201.84	\$ 1,188.05	-1.15%	\$ 9,554.17	\$ 9,540.38	-0.14%
MGS-S Customer 3344	\$ 6,067.67	-3.62%	\$ 17,520.42	\$ 17,292.38	-1.30%	\$ 40,734.23	\$ 40,506.19	-0.56%
MGS-S Customer 3345	\$ 1,632.71	-2.89%	\$ 3,824.41	\$ 3,775.85	-1.27%	\$ 13,387.82	\$ 13,339.26	-0.36%
MGS-S Customer 3346	\$ 1,461.61	-2.76%	\$ 3,207.26	\$ 3,165.77	-1.29%	\$ 8,257.26	\$ 8,215.77	-0.50%
MGS-S Customer 3347	\$ 12,097.78	-3.71%	\$ 36,542.02	\$ 36,075.58	-1.28%	\$ 118,144.56	\$ 117,678.12	-0.39%
MGS-S Customer 3348	\$ 5,840.45	-3.53%	\$ 16,358.83	\$ 16,145.35	-1.30%	\$ 35,901.23	\$ 35,687.75	-0.59%
MGS-S Customer 3349	\$ 2,000.48	-2.83%	\$ 4,610.95	\$ 4,552.77	-1.26%	\$ 17,513.60	\$ 17,455.42	-0.33%
MGS-S Customer 3350	\$ 2,877.18	-3.32%	\$ 7,994.30	\$ 7,895.42	-1.24%	\$ 37,499.46	\$ 37,400.58	-0.26%
MGS-S Customer 3351	\$ 2,974.76	-3.18%	\$ 7,594.34	\$ 7,496.54	-1.29%	\$ 21,977.85	\$ 21,880.05	-0.44%
MGS-S Customer 3352	\$ 8,750.19	-4.03%	\$ 23,013.97	\$ 22,646.62	-1.60%	\$ 43,234.07	\$ 42,866.72	-0.85%
MGS-S Customer 3353	\$ 3,622.36	-3.31%	\$ 9,656.41	\$ 9,532.40	-1.28%	\$ 28,898.41	\$ 28,774.40	-0.43%
MGS-S Customer 3354	\$ 3,729.25	-3.32%	\$ 9,980.71	\$ 9,852.73	-1.28%	\$ 30,127.22	\$ 29,999.24	-0.42%
MGS-S Customer 3355	\$ 4,400.48	-3.41%	\$ 12,226.82	\$ 12,071.69	-1.27%	\$ 42,963.75	\$ 42,808.62	-0.36%
MGS-S Customer 3356	\$ 919.77	-1.53%	\$ 1,072.77	\$ 1,058.44	-1.34%	\$ 1,089.22	\$ 1,074.89	-1.32%
MGS-S Customer 3357	\$ 2,928.76	-3.16%	\$ 7,574.73	\$ 7,479.14	-1.26%	\$ 28,489.78	\$ 28,394.19	-0.34%

Internal Use

Customer	Distribution 8/25 Prices	Distribution % Difference	Delivery 1/25 Prices	Delivery 8/25 Prices	Delivery % Difference	Bundled 1/25 Prices	Bundled 8/25 Prices	Bundled % Difference
MGS-S Customer 3358	\$ 1,044.28	-1.82%	\$ 1,476.84	\$ 1,457.44	-1.31%	\$ 2,765.73	\$ 2,746.33	-0.70%
MGS-S Customer 3359	\$ 1,234.58	-2.15%	\$ 2,060.44	\$ 2,033.30	-1.32%	\$ 3,628.14	\$ 3,601.00	-0.75%
MGS-S Customer 3360	\$ 2,806.25	-3.29%	\$ 6,642.83	\$ 6,547.33	-1.44%	\$ 14,787.54	\$ 14,692.04	-0.65%
MGS-S Customer 3361	\$ 4,791.18	-3.44%	\$ 13,150.18	\$ 12,979.65	-1.30%	\$ 32,213.93	\$ 32,043.40	-0.53%
MGS-S Customer 3362	\$ 953.72	-1.62%	\$ 1,180.41	\$ 1,164.69	-1.33%	\$ 1,418.99	\$ 1,403.27	-1.11%
MGS-S Customer 3363	\$ 4,129.57	-3.38%	\$ 10,996.57	\$ 10,852.17	-1.31%	\$ 21,033.49	\$ 20,889.09	-0.69%
MGS-S Customer 3364	\$ 3,454.36	-3.27%	\$ 9,246.92	\$ 9,130.05	-1.26%	\$ 34,147.26	\$ 34,030.39	-0.34%
MGS-S Customer 3365	\$ 16,477.33	-3.77%	\$ 50,969.42	\$ 50,323.32	-1.27%	\$ 196,065.99	\$ 195,419.89	-0.33%
MGS-S Customer 3366	\$ 2,024.87	-2.83%	\$ 4,558.84	\$ 4,499.92	-1.29%	\$ 11,903.25	\$ 11,844.33	-0.49%
MGS-S Customer 3367	\$ 3,754.75	-3.32%	\$ 10,103.43	\$ 9,974.40	-1.28%	\$ 32,440.03	\$ 32,311.00	-0.40%
MGS-S Customer 3368	\$ 2,679.80	-3.28%	\$ 7,028.43	\$ 6,937.65	-1.29%	\$ 18,733.60	\$ 18,642.82	-0.48%
MGS-S Customer 3369	\$ 1,843.73	-3.00%	\$ 4,464.82	\$ 4,407.80	-1.28%	\$ 14,304.41	\$ 14,247.39	-0.40%
MGS-S Customer 3370	\$ 2,909.15	-3.15%	\$ 7,272.07	\$ 7,177.30	-1.30%	\$ 16,327.01	\$ 16,232.24	-0.58%
MGS-S Customer 3371	\$ 2,820.54	-3.14%	\$ 7,029.04	\$ 6,937.75	-1.30%	\$ 17,035.45	\$ 16,944.16	-0.54%
MGS-S Customer 3372	\$ 3,265.93	-3.25%	\$ 8,410.45	\$ 8,300.85	-1.30%	\$ 19,395.42	\$ 19,285.82	-0.57%
MGS-S Customer 3373	\$ 881.41	-2.01%	\$ 1,355.89	\$ 1,337.77	-1.34%	\$ 1,414.74	\$ 1,396.62	-1.28%
MGS-S Customer 3374	\$ 2,868.61	-3.14%	\$ 7,167.99	\$ 7,074.96	-1.30%	\$ 17,358.37	\$ 17,265.34	-0.54%
MGS-S Customer 3375	\$ 1,760.99	-2.67%	\$ 3,763.52	\$ 3,715.14	-1.29%	\$ 10,914.83	\$ 10,866.45	-0.44%
MGS-S Customer 3376	\$ 2,362.14	-2.98%	\$ 5,571.49	\$ 5,498.84	-1.30%	\$ 12,323.79	\$ 12,251.14	-0.59%
MGS-S Customer 3377	\$ 2,413.37	-3.01%	\$ 5,743.14	\$ 5,668.24	-1.30%	\$ 12,896.05	\$ 12,821.15	-0.58%
MGS-S Customer 3378	\$ 1,505.98	-2.46%	\$ 2,952.77	\$ 2,914.72	-1.29%	\$ 8,183.76	\$ 8,145.71	-0.46%
MGS-S Customer 3379	\$ 2,235.52	-2.94%	\$ 5,274.18	\$ 5,206.58	-1.28%	\$ 16,060.21	\$ 15,992.61	-0.42%
MGS-S Customer 3380	\$ 2,524.64	-3.04%	\$ 6,100.71	\$ 6,021.44	-1.30%	\$ 14,611.07	\$ 14,531.80	-0.54%
MGS-S Customer 3381	\$ 1,926.80	-3.04%	\$ 4,668.17	\$ 4,607.75	-1.29%	\$ 12,073.14	\$ 12,012.72	-0.50%
MGS-S Customer 3382	\$ 7,305.06	-3.60%	\$ 20,925.40	\$ 20,652.56	-1.30%	\$ 46,904.39	\$ 46,631.55	-0.58%
MGS-S Customer 3383	\$ 2,594.61	-3.25%	\$ 6,787.25	\$ 6,699.97	-1.29%	\$ 19,444.46	\$ 19,357.18	-0.45%
MGS-S Customer 3384	\$ 9,195.08	-3.88%	\$ 25,599.39	\$ 25,227.98	-1.45%	\$ 64,826.11	\$ 64,454.70	-0.57%
MGS-S Customer 3385	\$ 3,247.93	-3.39%	\$ 9,077.09	\$ 8,963.20	-1.25%	\$ 36,670.05	\$ 36,556.16	-0.31%
MGS-S Customer 3386	\$ 1,616.73	-2.87%	\$ 3,735.15	\$ 3,687.33	-1.28%	\$ 11,530.33	\$ 11,482.51	-0.41%
MGS-S Customer 3387	\$ 2,591.60	-3.06%	\$ 6,201.10	\$ 6,119.35	-1.32%	\$ 10,250.60	\$ 10,168.85	-0.80%
MGS-S Customer 3388	\$ 1,965.56	-3.03%	\$ 4,767.70	\$ 4,706.19	-1.29%	\$ 12,482.78	\$ 12,421.27	-0.49%
MGS-S Customer 3389	\$ 1,941.26	-2.79%	\$ 4,358.97	\$ 4,303.33	-1.28%	\$ 14,061.67	\$ 14,006.03	-0.40%
MGS-S Customer 3390	\$ 2,529.57	-3.24%	\$ 6,676.15	\$ 6,591.36	-1.27%	\$ 23,201.19	\$ 23,116.40	-0.37%
MGS-S Customer 3391	\$ 2,827.78	-3.13%	\$ 7,102.61	\$ 7,011.14	-1.29%	\$ 19,922.99	\$ 19,831.52	-0.46%
MGS-S Customer 3392	\$ 2,606.33	-3.26%	\$ 6,819.15	\$ 6,731.33	-1.29%	\$ 19,141.34	\$ 19,053.52	-0.46%
MGS-S Customer 3393	\$ 2,438.12	-3.02%	\$ 5,824.57	\$ 5,748.77	-1.30%	\$ 13,530.51	\$ 13,454.71	-0.56%
MGS-S Customer 3394	\$ 3,052.62	-3.36%	\$ 8,373.82	\$ 8,267.83	-1.27%	\$ 30,453.56	\$ 30,347.57	-0.35%
MGS-S Customer 3395	\$ 2,096.90	-3.11%	\$ 5,225.93	\$ 5,158.64	-1.29%	\$ 14,791.74	\$ 14,724.45	-0.45%
MGS-S Customer 3396	\$ 2,128.09	-2.89%	\$ 4,858.60	\$ 4,795.36	-1.30%	\$ 11,224.34	\$ 11,161.10	-0.56%
MGS-S Customer 3397	\$ 1,909.99	-3.03%	\$ 4,678.63	\$ 4,618.94	-1.28%	\$ 15,218.20	\$ 15,158.51	-0.39%

Customer	Distribution 8/25 Prices	Distribution % Difference	Delivery 1/25 Prices	Delivery 8/25 Prices	Delivery % Difference	Bundled 1/25 Prices	Bundled 8/25 Prices	Bundled % Difference
MGS-S Customer 3398	\$ 1,552.08	-2.84%	\$ 3,516.31	\$ 3,471.00	-1.29%	\$ 9,905.02	\$ 9,859.71	-0.46%
MGS-S Customer 3399	\$ 2,758.70	-3.11%	\$ 6,855.04	\$ 6,766.36	-1.29%	\$ 17,787.79	\$ 17,699.11	-0.50%
MGS-S Customer 3400	\$ 2,585.98	-3.26%	\$ 6,839.86	\$ 6,752.83	-1.27%	\$ 23,117.29	\$ 23,030.26	-0.38%
MGS-S Customer 3401	\$ 3,565.66	-3.29%	\$ 9,518.88	\$ 9,397.63	-1.27%	\$ 31,558.06	\$ 31,436.81	-0.38%
MGS-S Customer 3402	\$ 2,175.88	-3.12%	\$ 5,479.66	\$ 5,409.50	-1.28%	\$ 16,558.67	\$ 16,488.51	-0.42%
MGS-S Customer 3403	\$ 3,339.47	-3.40%	\$ 9,375.95	\$ 9,258.39	-1.25%	\$ 38,131.09	\$ 38,013.53	-0.31%
MGS-S Customer 3404	\$ 2,965.16	-3.17%	\$ 7,449.26	\$ 7,352.22	-1.30%	\$ 16,864.59	\$ 16,767.55	-0.58%
MGS-S Customer 3405	\$ 4,402.43	-3.40%	\$ 12,015.81	\$ 11,860.92	-1.29%	\$ 32,921.49	\$ 32,766.60	-0.47%
MGS-S Customer 3406	\$ 1,842.47	-2.72%	\$ 3,955.02	\$ 3,903.49	-1.30%	\$ 8,771.46	\$ 8,719.93	-0.59%
MGS-S Customer 3407	\$ 1,607.46	-2.85%	\$ 3,633.86	\$ 3,586.64	-1.30%	\$ 8,387.00	\$ 8,339.78	-0.56%
MGS-S Customer 3408	\$ 2,468.66	-3.22%	\$ 6,421.59	\$ 6,339.34	-1.28%	\$ 19,667.26	\$ 19,585.01	-0.42%
MGS-S Customer 3409	\$ 2,153.33	-3.14%	\$ 5,228.84	\$ 5,158.95	-1.34%	\$ 5,783.02	\$ 5,713.13	-1.21%
MGS-S Customer 3410	\$ 3,293.08	-3.24%	\$ 8,501.88	\$ 8,391.46	-1.30%	\$ 20,633.71	\$ 20,523.29	-0.54%
MGS-S Customer 3411	\$ 5,230.46	-3.48%	\$ 14,839.32	\$ 14,650.72	-1.27%	\$ 50,832.38	\$ 50,643.78	-0.37%
MGS-S Customer 3412	\$ 2,185.44	-2.91%	\$ 5,095.34	\$ 5,029.85	-1.29%	\$ 14,741.94	\$ 14,676.45	-0.44%
MGS-S Customer 3413	\$ 1,504.19	-2.45%	\$ 2,914.72	\$ 2,876.93	-1.30%	\$ 7,032.78	\$ 6,994.99	-0.54%
MGS-S Customer 3414	\$ 6,448.72	-3.56%	\$ 18,763.20	\$ 18,525.35	-1.27%	\$ 66,571.12	\$ 66,333.27	-0.36%
MGS-S Customer 3415	\$ 2,719.82	-3.11%	\$ 6,785.06	\$ 6,697.83	-1.29%	\$ 19,737.99	\$ 19,650.76	-0.44%
MGS-S Customer 3416	\$ 3,387.79	-3.41%	\$ 9,385.70	\$ 9,266.19	-1.27%	\$ 31,464.30	\$ 31,344.79	-0.38%
MGS-S Customer 3417	\$ 1,375.62	-2.69%	\$ 2,922.10	\$ 2,884.12	-1.30%	\$ 6,802.49	\$ 6,764.51	-0.56%
MGS-S Customer 3418	\$ 3,957.27	-3.35%	\$ 10,683.98	\$ 10,546.72	-1.28%	\$ 31,361.13	\$ 31,223.87	-0.44%
MGS-S Customer 3419	\$ 2,514.27	-3.04%	\$ 6,122.11	\$ 6,043.31	-1.29%	\$ 17,353.89	\$ 17,275.09	-0.45%
MGS-S Customer 3420	\$ 1,331.35	-2.65%	\$ 2,804.42	\$ 2,768.13	-1.29%	\$ 7,264.36	\$ 7,228.07	-0.50%
MGS-S Customer 3421	\$ 3,199.07	-3.23%	\$ 8,241.26	\$ 8,134.62	-1.29%	\$ 21,459.28	\$ 21,352.64	-0.50%
MGS-S Customer 3422	\$ 5,530.29	-3.50%	\$ 15,801.99	\$ 15,601.28	-1.27%	\$ 54,601.36	\$ 54,400.65	-0.37%
MGS-S Customer 3423	\$ 4,706.35	-3.54%	\$ 13,653.89	\$ 13,480.98	-1.27%	\$ 49,333.06	\$ 49,160.15	-0.35%
MGS-S Customer 3424	\$ 2,748.75	-3.11%	\$ 6,898.83	\$ 6,810.46	-1.28%	\$ 21,213.21	\$ 21,124.84	-0.42%
MGS-S Customer 3425	\$ 2,065.69	-2.86%	\$ 4,707.08	\$ 4,646.35	-1.29%	\$ 12,860.94	\$ 12,800.21	-0.47%
MGS-S Customer 3426	\$ 2,487.84	-3.23%	\$ 6,448.13	\$ 6,365.14	-1.29%	\$ 18,240.94	\$ 18,157.95	-0.45%
MGS-S Customer 3427	\$ 2,412.59	-3.01%	\$ 5,727.20	\$ 5,652.40	-1.31%	\$ 12,374.03	\$ 12,299.23	-0.60%
MGS-S Customer 3428	\$ 6,371.23	-3.56%	\$ 18,110.48	\$ 17,875.36	-1.30%	\$ 44,418.55	\$ 44,183.43	-0.53%
MGS-S Customer 3429	\$ 1,756.20	-2.67%	\$ 3,747.38	\$ 3,699.24	-1.28%	\$ 10,924.28	\$ 10,876.14	-0.44%
MGS-S Customer 3430	\$ 5,964.32	-3.53%	\$ 17,135.35	\$ 16,917.11	-1.27%	\$ 56,990.52	\$ 56,772.28	-0.38%
MGS-S Customer 3431	\$ 1,620.77	-2.88%	\$ 3,711.30	\$ 3,663.17	-1.30%	\$ 9,361.52	\$ 9,313.39	-0.51%
MGS-S Customer 3432	\$ 1,543.35	-2.50%	\$ 3,051.20	\$ 3,011.69	-1.29%	\$ 7,694.88	\$ 7,655.37	-0.51%
MGS-S Customer 3433	\$ 2,002.76	-3.01%	\$ 4,195.74	\$ 4,133.65	-1.48%	\$ 7,751.63	\$ 7,689.54	-0.80%
MGS-S Customer 3434	\$ 1,856.67	-2.74%	\$ 3,931.53	\$ 3,879.25	-1.33%	\$ 5,055.77	\$ 5,003.49	-1.03%
MGS-S Customer 3435	\$ 1,531.44	-2.82%	\$ 3,499.72	\$ 3,455.28	-1.27%	\$ 12,219.52	\$ 12,175.08	-0.36%
MGS-S Customer 3436	\$ 25,163.63	-3.81%	\$ 78,695.35	\$ 77,699.71	-1.27%	\$ 287,838.99	\$ 286,843.35	-0.35%
MGS-S Customer 3437	\$ 1,577.29	-2.53%	\$ 3,182.36	\$ 3,141.45	-1.29%	\$ 9,160.52	\$ 9,119.61	-0.45%

Customer	Distribution 8/25 Prices	Distribution % Difference	Delivery 1/25 Prices	Delivery 8/25 Prices	Delivery % Difference	Bundled 1/25 Prices	Bundled 8/25 Prices	Bundled % Difference
MGS-S Customer 3438	\$ 6,807.73	-3.58%	\$ 19,807.28	\$ 19,554.32	-1.28%	\$ 64,123.30	\$ 63,870.34	-0.39%
MGS-S Customer 3439	\$ 1,221.74	-2.55%	\$ 2,498.95	\$ 2,466.97	-1.28%	\$ 7,914.48	\$ 7,882.50	-0.40%
MGS-S Customer 3440	\$ 2,684.09	-3.10%	\$ 6,738.03	\$ 6,652.27	-1.27%	\$ 22,753.91	\$ 22,668.15	-0.38%
MGS-S Customer 3441	\$ 2,178.90	-3.14%	\$ 5,516.46	\$ 5,445.84	-1.28%	\$ 17,128.51	\$ 17,057.89	-0.41%
MGS-S Customer 3442	\$ 2,895.35	-3.15%	\$ 7,525.70	\$ 7,431.41	-1.25%	\$ 30,859.14	\$ 30,764.85	-0.31%
MGS-S Customer 3443	\$ 6,991.19	-3.59%	\$ 20,625.92	\$ 20,365.92	-1.26%	\$ 78,808.98	\$ 78,548.98	-0.33%
MGS-S Customer 3444	\$ 6,584.27	-3.57%	\$ 18,729.39	\$ 18,485.72	-1.30%	\$ 43,954.24	\$ 43,710.57	-0.55%
MGS-S Customer 3445	\$ 2,410.27	-3.00%	\$ 5,851.27	\$ 5,776.61	-1.28%	\$ 19,049.07	\$ 18,974.41	-0.39%
MGS-S Customer 3446	\$ 6,540.88	-3.57%	\$ 18,861.16	\$ 18,618.77	-1.29%	\$ 59,207.66	\$ 58,965.27	-0.41%
MGS-S Customer 3447	\$ 2,340.52	-2.98%	\$ 5,613.51	\$ 5,541.69	-1.28%	\$ 17,545.84	\$ 17,474.02	-0.41%
MGS-S Customer 3448	\$ 2,703.51	-3.10%	\$ 6,731.06	\$ 6,644.63	-1.28%	\$ 19,814.59	\$ 19,728.16	-0.44%
MGS-S Customer 3449	\$ 2,199.07	-3.14%	\$ 5,436.61	\$ 5,365.36	-1.31%	\$ 10,610.47	\$ 10,539.22	-0.67%
MGS-S Customer 3450	\$ 1,895.71	-3.02%	\$ 4,510.85	\$ 4,451.84	-1.31%	\$ 9,200.23	\$ 9,141.22	-0.64%
MGS-S Customer 3451	\$ 4,387.31	-3.40%	\$ 12,309.94	\$ 12,155.38	-1.26%	\$ 49,157.69	\$ 49,003.13	-0.31%
MGS-S Customer 3452	\$ 1,995.95	-2.81%	\$ 4,437.87	\$ 4,380.12	-1.30%	\$ 10,149.68	\$ 10,091.93	-0.57%
MGS-S Customer 3453	\$ 12,223.51	-3.88%	\$ 36,544.38	\$ 36,051.11	-1.35%	\$ 165,474.93	\$ 164,981.66	-0.30%
MGS-S Customer 3454	\$ 2,140.95	-2.89%	\$ 5,099.99	\$ 5,036.29	-1.25%	\$ 21,534.53	\$ 21,470.83	-0.30%
MGS-S Customer 3455	\$ 2,019.45	-3.08%	\$ 4,984.85	\$ 4,920.71	-1.29%	\$ 14,262.83	\$ 14,198.69	-0.45%
MGS-S Customer 3456	\$ 4,179.34	-3.39%	\$ 11,242.00	\$ 11,095.28	-1.31%	\$ 25,182.17	\$ 25,035.45	-0.58%
MGS-S Customer 3457	\$ 2,062.13	-2.85%	\$ 4,668.60	\$ 4,608.06	-1.30%	\$ 11,589.55	\$ 11,529.01	-0.52%
MGS-S Customer 3458	\$ 1,961.79	-2.80%	\$ 4,365.12	\$ 4,308.70	-1.29%	\$ 11,430.96	\$ 11,374.54	-0.49%
MGS-S Customer 3459	\$ 1,736.53	-2.94%	\$ 4,078.84	\$ 4,026.14	-1.29%	\$ 10,881.30	\$ 10,828.60	-0.48%
MGS-S Customer 3460	\$ 1,559.00	-2.51%	\$ 3,120.53	\$ 3,080.36	-1.29%	\$ 8,788.01	\$ 8,747.84	-0.46%
MGS-S Customer 3461	\$ 14,674.34	-3.85%	\$ 43,396.31	\$ 42,809.39	-1.35%	\$ 124,441.24	\$ 123,854.32	-0.47%
MGS-S Customer 3462	\$ 2,597.43	-3.07%	\$ 6,374.58	\$ 6,292.37	-1.29%	\$ 17,503.52	\$ 17,421.31	-0.47%
MGS-S Customer 3463	\$ 21,795.37	-3.82%	\$ 68,645.53	\$ 67,780.62	-1.26%	\$ 304,931.37	\$ 304,066.46	-0.28%
MGS-S Customer 3464	\$ 3,193.84	-3.22%	\$ 8,381.72	\$ 8,275.36	-1.27%	\$ 29,416.40	\$ 29,310.04	-0.36%
MGS-S Customer 3465	\$ 3,927.89	-3.47%	\$ 11,113.92	\$ 10,972.54	-1.27%	\$ 37,790.94	\$ 37,649.56	-0.37%
MGS-S Customer 3466	\$ 1,593.56	-2.85%	\$ 3,633.25	\$ 3,586.43	-1.29%	\$ 10,011.45	\$ 9,964.63	-0.47%
MGS-S Customer 3467	\$ 3,775.20	-3.46%	\$ 10,624.10	\$ 10,488.87	-1.27%	\$ 35,840.03	\$ 35,704.80	-0.38%
MGS-S Customer 3468	\$ 9,303.79	-3.66%	\$ 28,195.19	\$ 27,841.52	-1.25%	\$ 114,270.01	\$ 113,916.34	-0.31%
MGS-S Customer 3469	\$ 10,221.88	-3.68%	\$ 30,798.66	\$ 30,407.81	-1.27%	\$ 108,269.43	\$ 107,878.58	-0.36%
MGS-S Customer 3470	\$ 1,192.48	-2.49%	\$ 2,321.93	\$ 2,291.52	-1.31%	\$ 4,332.97	\$ 4,302.56	-0.70%
MGS-S Customer 3471	\$ 1,596.88	-2.86%	\$ 3,648.46	\$ 3,601.51	-1.29%	\$ 10,279.64	\$ 10,232.69	-0.46%
MGS-S Customer 3472	\$ 4,590.68	-3.43%	\$ 12,960.08	\$ 12,797.24	-1.26%	\$ 51,389.24	\$ 51,226.40	-0.32%
MGS-S Customer 3473	\$ 1,945.84	-2.79%	\$ 4,229.16	\$ 4,173.41	-1.32%	\$ 7,061.18	\$ 7,005.43	-0.79%
MGS-S Customer 3474	\$ 5,005.60	-3.47%	\$ 14,478.38	\$ 14,298.53	-1.24%	\$ 65,284.58	\$ 65,104.73	-0.28%
MGS-S Customer 3475	\$ 3,983.98	-3.35%	\$ 10,788.40	\$ 10,650.26	-1.28%	\$ 33,110.95	\$ 32,972.81	-0.42%
MGS-S Customer 3476	\$ 7,236.62	-3.59%	\$ 21,283.24	\$ 21,013.61	-1.27%	\$ 76,020.11	\$ 75,750.48	-0.35%
MGS-S Customer 3477	\$ 2,617.32	-3.07%	\$ 6,411.85	\$ 6,328.96	-1.29%	\$ 16,754.08	\$ 16,671.19	-0.49%

Customer	Distribution 8/25 Prices	Distribution % Difference	Delivery 1/25 Prices	Delivery 8/25 Prices	Delivery % Difference	Bundled 1/25 Prices	Bundled 8/25 Prices	Bundled % Difference
MGS-S Customer 3478	\$ 2,734.80	-3.11%	\$ 6,688.19	\$ 6,600.49	-1.31%	\$ 13,004.69	\$ 12,916.99	-0.67%
MGS-S Customer 3479	\$ 2,087.20	-3.10%	\$ 5,245.17	\$ 5,178.30	-1.27%	\$ 17,270.39	\$ 17,203.52	-0.39%
MGS-S Customer 3480	\$ 2,500.66	-3.23%	\$ 6,505.25	\$ 6,421.67	-1.28%	\$ 19,022.15	\$ 18,938.57	-0.44%
MGS-S Customer 3481	\$ 2,906.67	-3.15%	\$ 7,228.86	\$ 7,134.24	-1.31%	\$ 14,642.29	\$ 14,547.67	-0.65%
MGS-S Customer 3482	\$ 4,148.10	-3.50%	\$ 11,987.48	\$ 11,837.16	-1.25%	\$ 48,759.81	\$ 48,609.49	-0.31%
MGS-S Customer 3483	\$ 2,368.12	-2.99%	\$ 5,685.13	\$ 5,612.24	-1.28%	\$ 17,127.49	\$ 17,054.60	-0.43%
MGS-S Customer 3484	\$ 5,774.95	-3.52%	\$ 16,514.63	\$ 16,303.74	-1.28%	\$ 53,277.82	\$ 53,066.93	-0.40%
MGS-S Customer 3485	\$ 3,549.66	-3.43%	\$ 9,812.48	\$ 9,686.41	-1.28%	\$ 28,781.51	\$ 28,655.44	-0.44%
MGS-S Customer 3486	\$ 3,356.83	-3.25%	\$ 8,828.64	\$ 8,715.75	-1.28%	\$ 27,779.50	\$ 27,666.61	-0.41%
MGS-S Customer 3487	\$ 2,293.72	-2.95%	\$ 5,436.16	\$ 5,366.32	-1.28%	\$ 15,811.99	\$ 15,742.15	-0.44%
MGS-S Customer 3488	\$ 3,730.08	-3.32%	\$ 10,034.41	\$ 9,906.30	-1.28%	\$ 32,448.37	\$ 32,320.26	-0.39%
MGS-S Customer 3489	\$ 1,355.82	-2.30%	\$ 2,454.76	\$ 2,422.79	-1.30%	\$ 5,554.39	\$ 5,522.42	-0.58%
MGS-S Customer 3490	\$ 2,409.64	-3.21%	\$ 6,240.11	\$ 6,160.17	-1.28%	\$ 19,170.19	\$ 19,090.25	-0.42%
MGS-S Customer 3491	\$ 1,150.99	-2.02%	\$ 1,786.49	\$ 1,762.75	-1.33%	\$ 2,369.12	\$ 2,345.38	-1.00%
MGS-S Customer 3492	\$ 4,333.59	-3.40%	\$ 12,060.17	\$ 11,907.66	-1.26%	\$ 44,336.34	\$ 44,183.83	-0.34%
MGS-S Customer 3493	\$ 1,945.73	-3.05%	\$ 4,607.49	\$ 4,546.33	-1.33%	\$ 6,321.79	\$ 6,260.63	-0.97%
MGS-S Customer 3494	\$ 1,550.29	-2.82%	\$ 3,470.72	\$ 3,425.73	-1.30%	\$ 8,480.04	\$ 8,435.05	-0.53%
MGS-S Customer 3495	\$ 1,928.86	-3.04%	\$ 4,673.21	\$ 4,612.73	-1.29%	\$ 12,085.15	\$ 12,024.67	-0.50%
MGS-S Customer 3496	\$ 3,108.74	-3.20%	\$ 7,964.52	\$ 7,861.64	-1.29%	\$ 21,282.29	\$ 21,179.41	-0.48%
MGS-S Customer 3497	\$ 2,156.75	-2.89%	\$ 4,981.99	\$ 4,917.74	-1.29%	\$ 13,533.48	\$ 13,469.23	-0.47%
MGS-S Customer 3498	\$ 2,508.30	-3.04%	\$ 6,154.34	\$ 6,075.80	-1.28%	\$ 19,871.69	\$ 19,793.15	-0.40%
MGS-S Customer 3499	\$ 6,037.18	-3.54%	\$ 17,221.28	\$ 16,999.75	-1.29%	\$ 49,649.31	\$ 49,427.78	-0.45%
MGS-S Customer 3500	\$ 1,519.99	-2.79%	\$ 3,324.63	\$ 3,281.06	-1.31%	\$ 6,171.17	\$ 6,127.60	-0.71%
MGS-S Customer 3501	\$ 2,135.17	-3.12%	\$ 5,304.47	\$ 5,235.68	-1.30%	\$ 13,140.67	\$ 13,071.88	-0.52%
MGS-S Customer 3502	\$ 1,831.18	-2.99%	\$ 4,405.93	\$ 4,349.41	-1.28%	\$ 13,225.71	\$ 13,169.19	-0.43%
MGS-S Customer 3503	\$ 1,709.97	-2.94%	\$ 3,874.74	\$ 3,822.90	-1.34%	\$ 4,055.62	\$ 4,003.78	-1.28%
MGS-S Customer 3504	\$ 8,378.78	-3.64%	\$ 24,735.54	\$ 24,419.36	-1.28%	\$ 78,526.30	\$ 78,210.12	-0.40%
MGS-S Customer 3505	\$ 4,901.11	-3.45%	\$ 13,583.84	\$ 13,408.49	-1.29%	\$ 37,030.74	\$ 36,855.39	-0.47%
MGS-S Customer 3506	\$ 1,950.46	-2.79%	\$ 4,374.71	\$ 4,318.66	-1.28%	\$ 13,388.51	\$ 13,332.46	-0.42%
MGS-S Customer 3507	\$ 7,984.64	-3.90%	\$ 21,603.22	\$ 21,279.29	-1.50%	\$ 50,050.30	\$ 49,726.37	-0.65%
MGS-S Customer 3508	\$ 1,538.90	-2.82%	\$ 3,482.32	\$ 3,437.67	-1.28%	\$ 10,463.37	\$ 10,418.72	-0.43%
MGS-S Customer 3509	\$ 6,423.57	-3.57%	\$ 18,295.47	\$ 18,057.86	-1.30%	\$ 45,005.74	\$ 44,768.13	-0.53%
MGS-S Customer 3510	\$ 2,445.71	-3.22%	\$ 6,334.90	\$ 6,253.54	-1.28%	\$ 18,620.19	\$ 18,538.83	-0.44%
MGS-S Customer 3511	\$ 1,800.47	-2.70%	\$ 3,894.86	\$ 3,844.98	-1.28%	\$ 11,865.21	\$ 11,815.33	-0.42%
MGS-S Customer 3512	\$ 1,584.13	-2.53%	\$ 3,165.15	\$ 3,124.01	-1.30%	\$ 7,397.48	\$ 7,356.34	-0.56%
MGS-S Customer 3513	\$ 1,506.27	-2.80%	\$ 3,402.38	\$ 3,359.00	-1.27%	\$ 11,181.45	\$ 11,138.07	-0.39%
MGS-S Customer 3514	\$ 1,625.33	-2.57%	\$ 3,317.79	\$ 3,274.99	-1.29%	\$ 8,937.73	\$ 8,894.93	-0.48%
MGS-S Customer 3515	\$ 1,876.13	-2.74%	\$ 4,093.74	\$ 4,040.79	-1.29%	\$ 10,577.06	\$ 10,524.11	-0.50%
MGS-S Customer 3516	\$ 3,463.35	-3.27%	\$ 9,042.50	\$ 8,925.43	-1.29%	\$ 22,987.24	\$ 22,870.17	-0.51%
MGS-S Customer 3517	\$ 2,380.89	-3.14%	\$ 9,423.30	\$ 9,346.10	-0.82%	\$ 211,500.26	\$ 211,423.06	-0.04%

Internal Use

Customer	Distribution 8/25 Prices	Distribution % Difference	Delivery 1/25 Prices	Delivery 8/25 Prices	Delivery % Difference	Bundled 1/25 Prices	Bundled 8/25 Prices	Bundled % Difference
MGS-S Customer 3518	\$ 1,194.75	-2.09%	\$ 1,957.37	\$ 1,931.85	-1.30%	\$ 4,402.50	\$ 4,376.98	-0.58%
MGS-S Customer 3519	\$ 3,280.12	-3.24%	\$ 8,366.12	\$ 8,256.28	-1.31%	\$ 15,880.10	\$ 15,770.26	-0.69%
MGS-S Customer 3520	\$ 2,562.78	-3.25%	\$ 6,786.08	\$ 6,699.98	-1.27%	\$ 23,856.96	\$ 23,770.86	-0.36%
MGS-S Customer 3521	\$ 1,853.87	-2.73%	\$ 3,948.12	\$ 3,896.13	-1.32%	\$ 6,754.44	\$ 6,702.45	-0.77%
MGS-S Customer 3522	\$ 1,980.00	-3.06%	\$ 4,897.98	\$ 4,835.46	-1.28%	\$ 15,818.62	\$ 15,756.10	-0.40%
MGS-S Customer 3523	\$ 2,022.76	-3.08%	\$ 4,959.52	\$ 4,895.26	-1.30%	\$ 12,524.46	\$ 12,460.20	-0.51%
MGS-S Customer 3524	\$ 2,012.45	-2.82%	\$ 4,469.06	\$ 4,410.60	-1.31%	\$ 9,149.30	\$ 9,090.84	-0.64%
MGS-S Customer 3525	\$ 5,444.21	-3.50%	\$ 15,731.34	\$ 15,533.93	-1.25%	\$ 63,365.58	\$ 63,168.17	-0.31%
MGS-S Customer 3526	\$ 942.31	-1.59%	\$ 1,159.12	\$ 1,143.88	-1.31%	\$ 2,073.23	\$ 2,057.99	-0.74%
MGS-S Customer 3527	\$ 1,770.45	-2.66%	\$ 3,804.35	\$ 3,755.90	-1.27%	\$ 12,317.91	\$ 12,269.46	-0.39%
MGS-S Customer 3528	\$ 1,952.16	-3.05%	\$ 4,781.41	\$ 4,720.09	-1.28%	\$ 14,279.01	\$ 14,217.69	-0.43%
MGS-S Customer 3529	\$ 4,150.84	-3.38%	\$ 11,324.23	\$ 11,178.84	-1.28%	\$ 33,948.44	\$ 33,803.05	-0.43%
MGS-S Customer 3530	\$ 2,608.51	-3.07%	\$ 6,405.70	\$ 6,323.13	-1.29%	\$ 17,635.53	\$ 17,552.96	-0.47%
MGS-S Customer 3531	\$ 1,601.99	-2.55%	\$ 3,303.07	\$ 3,261.24	-1.27%	\$ 11,725.79	\$ 11,683.96	-0.36%
MGS-S Customer 3532	\$ 1,412.14	-2.36%	\$ 2,641.90	\$ 2,607.71	-1.29%	\$ 6,718.83	\$ 6,684.64	-0.51%
MGS-S Customer 3533	\$ 2,263.94	-3.17%	\$ 5,683.46	\$ 5,609.41	-1.30%	\$ 12,899.90	\$ 12,825.85	-0.57%
MGS-S Customer 3534	\$ 3,396.71	-3.26%	\$ 8,977.00	\$ 8,862.52	-1.28%	\$ 29,325.07	\$ 29,210.59	-0.39%
MGS-S Customer 3535	\$ 4,011.90	-3.36%	\$ 10,873.54	\$ 10,733.87	-1.28%	\$ 32,249.99	\$ 32,110.32	-0.43%
MGS-S Customer 3536	\$ 1,833.84	-2.72%	\$ 3,958.65	\$ 3,907.41	-1.29%	\$ 10,096.89	\$ 10,045.65	-0.51%
MGS-S Customer 3537	\$ 4,473.60	-3.53%	\$ 13,214.71	\$ 13,051.22	-1.24%	\$ 61,886.46	\$ 61,722.97	-0.26%
MGS-S Customer 3538	\$ 2,017.84	-2.83%	\$ 4,522.56	\$ 4,463.83	-1.30%	\$ 10,886.25	\$ 10,827.52	-0.54%
MGS-S Customer 3539	\$ 4,472.26	-3.41%	\$ 12,266.15	\$ 12,108.38	-1.29%	\$ 34,931.49	\$ 34,773.72	-0.45%
MGS-S Customer 3540	\$ 2,392.83	-3.00%	\$ 5,761.66	\$ 5,687.74	-1.28%	\$ 17,229.96	\$ 17,156.04	-0.43%
MGS-S Customer 3541	\$ 2,036.74	-3.09%	\$ 4,978.96	\$ 4,914.10	-1.30%	\$ 11,353.62	\$ 11,288.76	-0.57%
MGS-S Customer 3542	\$ 2,247.24	-2.94%	\$ 5,274.92	\$ 5,206.88	-1.29%	\$ 14,460.92	\$ 14,392.88	-0.47%
MGS-S Customer 3543	\$ 1,365.21	-2.69%	\$ 2,935.94	\$ 2,898.17	-1.29%	\$ 8,541.14	\$ 8,503.37	-0.44%
MGS-S Customer 3544	\$ 2,275.28	-2.95%	\$ 5,287.10	\$ 5,217.96	-1.31%	\$ 10,991.14	\$ 10,922.00	-0.63%
MGS-S Customer 3545	\$ 1,601.71	-2.55%	\$ 3,250.68	\$ 3,208.78	-1.29%	\$ 8,979.63	\$ 8,937.73	-0.47%
MGS-S Customer 3546	\$ 2,288.93	-2.96%	\$ 5,502.44	\$ 5,432.72	-1.27%	\$ 19,671.13	\$ 19,601.41	-0.35%
MGS-S Customer 3547	\$ 7,385.89	-3.60%	\$ 22,156.49	\$ 21,880.55	-1.25%	\$ 96,926.06	\$ 96,650.12	-0.28%
MGS-S Customer 3548	\$ 4,024.53	-3.36%	\$ 11,164.42	\$ 11,024.49	-1.25%	\$ 45,562.35	\$ 45,422.42	-0.31%
MGS-S Customer 3549	\$ 2,654.54	-3.09%	\$ 6,592.27	\$ 6,507.70	-1.28%	\$ 19,817.26	\$ 19,732.69	-0.43%
MGS-S Customer 3550	\$ 921.89	-1.54%	\$ 1,097.14	\$ 1,082.72	-1.31%	\$ 1,993.08	\$ 1,978.66	-0.72%
MGS-S Customer 3551	\$ 1,978.87	-2.81%	\$ 4,468.39	\$ 4,411.18	-1.28%	\$ 13,827.61	\$ 13,770.40	-0.41%
MGS-S Customer 3552	\$ 2,527.46	-3.04%	\$ 6,207.94	\$ 6,128.57	-1.28%	\$ 19,583.87	\$ 19,504.50	-0.41%
MGS-S Customer 3553	\$ 2,914.60	-3.33%	\$ 8,003.42	\$ 7,903.01	-1.25%	\$ 32,390.71	\$ 32,290.30	-0.31%
MGS-S Customer 3554	\$ 1,614.81	-2.87%	\$ 3,661.62	\$ 3,613.92	-1.30%	\$ 8,250.45	\$ 8,202.75	-0.58%
MGS-S Customer 3555	\$ 2,931.20	-3.17%	\$ 7,452.87	\$ 7,356.76	-1.29%	\$ 20,977.12	\$ 20,881.01	-0.46%
MGS-S Customer 3556	\$ 2,307.51	-3.17%	\$ 5,802.47	\$ 5,726.98	-1.30%	\$ 13,203.21	\$ 13,127.72	-0.57%
MGS-S Customer 3557	\$ 1,342.42	-2.65%	\$ 2,799.58	\$ 2,763.07	-1.30%	\$ 5,928.69	\$ 5,892.18	-0.62%

Customer	Distribution 8/25 Prices	Distribution % Difference	Delivery 1/25 Prices	Delivery 8/25 Prices	Delivery % Difference	Bundled 1/25 Prices	Bundled 8/25 Prices	Bundled % Difference
MGS-S Customer 3558	\$ 1,227.54	-2.55%	\$ 2,484.33	\$ 2,452.23	-1.29%	\$ 6,595.42	\$ 6,563.32	-0.49%
MGS-S Customer 3559	\$ 2,159.95	-3.11%	\$ 5,351.20	\$ 5,281.88	-1.30%	\$ 12,974.87	\$ 12,905.55	-0.53%
MGS-S Customer 3560	\$ 3,126.65	-3.22%	\$ 12,021.66	\$ 11,917.51	-0.87%	\$ 220,221.86	\$ 220,117.71	-0.05%
MGS-S Customer 3561	\$ 3,681.32	-3.45%	\$ 10,499.59	\$ 10,368.15	-1.25%	\$ 43,538.81	\$ 43,407.37	-0.30%
MGS-S Customer 3562	\$ 3,417.75	-3.27%	\$ 8,994.87	\$ 8,879.50	-1.28%	\$ 27,008.08	\$ 26,892.71	-0.43%
MGS-S Customer 3563	\$ 2,136.77	-2.88%	\$ 4,881.69	\$ 4,818.24	-1.30%	\$ 11,454.14	\$ 11,390.69	-0.55%
MGS-S Customer 3564	\$ 3,026.77	-3.19%	\$ 7,885.89	\$ 7,786.31	-1.26%	\$ 29,455.67	\$ 29,356.09	-0.34%
MGS-S Customer 3565	\$ 2,139.87	-2.89%	\$ 4,911.34	\$ 4,847.69	-1.30%	\$ 12,290.60	\$ 12,226.95	-0.52%
MGS-S Customer 3566	\$ 14,603.02	-3.75%	\$ 44,478.69	\$ 43,909.91	-1.28%	\$ 141,241.73	\$ 140,672.95	-0.40%
MGS-S Customer 3567	\$ 1,574.38	-2.85%	\$ 3,501.64	\$ 3,455.46	-1.32%	\$ 5,944.94	\$ 5,898.76	-0.78%
MGS-S Customer 3568	\$ 3,186.65	-3.22%	\$ 8,347.58	\$ 8,241.55	-1.27%	\$ 28,869.91	\$ 28,763.88	-0.37%
MGS-S Customer 3569	\$ 2,508.84	-3.04%	\$ 6,073.75	\$ 5,995.16	-1.29%	\$ 15,711.20	\$ 15,632.61	-0.50%
MGS-S Customer 3570	\$ 1,943.31	-3.05%	\$ 4,779.81	\$ 4,718.77	-1.28%	\$ 15,322.80	\$ 15,261.76	-0.40%
MGS-S Customer 3571	\$ 3,720.22	-3.32%	\$ 9,862.50	\$ 9,734.85	-1.29%	\$ 25,466.35	\$ 25,338.70	-0.50%
MGS-S Customer 3572	\$ 2,353.11	-2.98%	\$ 5,473.54	\$ 5,401.24	-1.32%	\$ 8,747.99	\$ 8,675.69	-0.83%
MGS-S Customer 3573	\$ 2,096.15	-2.87%	\$ 4,804.69	\$ 4,742.71	-1.29%	\$ 13,210.27	\$ 13,148.29	-0.47%
MGS-S Customer 3574	\$ 1,992.19	-3.06%	\$ 4,954.90	\$ 4,891.94	-1.27%	\$ 16,991.66	\$ 16,928.70	-0.37%
MGS-S Customer 3575	\$ 3,038.36	-3.35%	\$ 8,251.89	\$ 8,146.66	-1.28%	\$ 26,913.32	\$ 26,808.09	-0.39%
MGS-S Customer 3576	\$ 5,913.02	-3.53%	\$ 16,571.67	\$ 16,355.10	-1.31%	\$ 35,411.46	\$ 35,194.89	-0.61%
MGS-S Customer 3577	\$ 1,885.66	-3.02%	\$ 4,547.53	\$ 4,488.86	-1.29%	\$ 12,357.34	\$ 12,298.67	-0.47%
MGS-S Customer 3578	\$ 1,709.63	-2.64%	\$ 3,605.31	\$ 3,559.02	-1.28%	\$ 10,634.58	\$ 10,588.29	-0.44%
MGS-S Customer 3579	\$ 2,940.61	-3.33%	\$ 8,200.23	\$ 8,098.84	-1.24%	\$ 38,544.20	\$ 38,442.81	-0.26%
MGS-S Customer 3580	\$ 2,452.03	-3.02%	\$ 5,984.71	\$ 5,908.41	-1.27%	\$ 19,642.65	\$ 19,566.35	-0.39%
MGS-S Customer 3581	\$ 1,350.58	-2.31%	\$ 2,428.46	\$ 2,396.60	-1.31%	\$ 4,768.58	\$ 4,736.72	-0.67%
MGS-S Customer 3582	\$ 2,477.85	-3.23%	\$ 6,440.78	\$ 6,358.11	-1.28%	\$ 19,136.04	\$ 19,053.37	-0.43%
MGS-S Customer 3583	\$ 1,223.18	-2.53%	\$ 2,432.74	\$ 2,401.03	-1.30%	\$ 5,196.44	\$ 5,164.73	-0.61%
MGS-S Customer 3584	\$ 3,479.58	-3.28%	\$ 9,194.52	\$ 9,076.70	-1.28%	\$ 27,961.18	\$ 27,843.36	-0.42%
MGS-S Customer 3585	\$ 19,716.18	-3.82%	\$ 59,528.15	\$ 58,745.14	-1.32%	\$ 161,689.01	\$ 160,906.00	-0.48%
MGS-S Customer 3586	\$ 2,365.58	-2.99%	\$ 5,724.08	\$ 5,651.27	-1.27%	\$ 19,411.27	\$ 19,338.46	-0.38%
MGS-S Customer 3587	\$ 1,756.87	-2.95%	\$ 4,173.47	\$ 4,119.99	-1.28%	\$ 12,675.37	\$ 12,621.89	-0.42%
MGS-S Customer 3588	\$ 1,514.40	-2.79%	\$ 3,336.62	\$ 3,293.13	-1.30%	\$ 7,241.01	\$ 7,197.52	-0.60%
MGS-S Customer 3589	\$ 1,554.75	-2.83%	\$ 3,489.75	\$ 3,444.54	-1.30%	\$ 8,698.00	\$ 8,652.79	-0.52%
MGS-S Customer 3590	\$ 1,878.69	-3.02%	\$ 4,370.10	\$ 4,311.65	-1.34%	\$ 4,370.10	\$ 4,311.65	-1.34%
MGS-S Customer 3591	\$ 997.45	-2.22%	\$ 1,714.94	\$ 1,692.31	-1.32%	\$ 2,624.71	\$ 2,602.08	-0.86%
MGS-S Customer 3592	\$ 2,374.39	-3.20%	\$ 6,203.95	\$ 6,125.45	-1.27%	\$ 22,588.10	\$ 22,509.60	-0.35%
MGS-S Customer 3593	\$ 4,448.08	-3.59%	\$ 11,731.73	\$ 11,566.29	-1.41%	\$ 35,951.06	\$ 35,785.62	-0.46%
MGS-S Customer 3594	\$ 1,184.00	-2.48%	\$ 2,312.03	\$ 2,281.87	-1.30%	\$ 4,886.96	\$ 4,856.80	-0.62%
MGS-S Customer 3595	\$ 3,034.38	-3.41%	\$ 7,392.95	\$ 7,285.93	-1.45%	\$ 24,747.32	\$ 24,640.30	-0.43%
MGS-S Customer 3596	\$ 2,981.97	-3.17%	\$ 7,614.23	\$ 7,516.48	-1.28%	\$ 22,551.12	\$ 22,453.37	-0.43%
MGS-S Customer 3597	\$ 1,922.35	-3.04%	\$ 4,590.73	\$ 4,530.52	-1.31%	\$ 8,937.89	\$ 8,877.68	-0.67%

Internal Use

Customer	Distribution 8/25 Prices	Distribution % Difference	Delivery 1/25 Prices	Delivery 8/25 Prices	Delivery % Difference	Bundled 1/25 Prices	Bundled 8/25 Prices	Bundled % Difference
MGS-S Customer 3598	\$ 6,892.38	-3.59%	\$ 20,346.89	\$ 20,090.52	-1.26%	\$ 78,598.51	\$ 78,342.14	-0.33%
MGS-S Customer 3599	\$ 3,979.41	-3.36%	\$ 10,912.57	\$ 10,774.29	-1.27%	\$ 39,195.11	\$ 39,056.83	-0.35%
MGS-S Customer 3600	\$ 1,540.42	-2.83%	\$ 3,467.73	\$ 3,422.94	-1.29%	\$ 9,324.09	\$ 9,279.30	-0.48%
MGS-S Customer 3601	\$ 1,260.11	-2.56%	\$ 2,582.71	\$ 2,549.55	-1.28%	\$ 7,317.80	\$ 7,284.64	-0.45%
MGS-S Customer 3602	\$ 2,829.00	-3.31%	\$ 7,488.92	\$ 7,392.01	-1.29%	\$ 19,419.76	\$ 19,322.85	-0.50%
MGS-S Customer 3603	\$ 2,767.47	-3.30%	\$ 7,414.03	\$ 7,319.64	-1.27%	\$ 24,882.66	\$ 24,788.27	-0.38%
MGS-S Customer 3604	\$ 2,019.12	-2.83%	\$ 4,582.84	\$ 4,524.08	-1.28%	\$ 13,772.15	\$ 13,713.39	-0.43%
MGS-S Customer 3605	\$ 11,096.07	-3.69%	\$ 33,289.48	\$ 32,863.80	-1.28%	\$ 104,567.16	\$ 104,141.48	-0.41%
MGS-S Customer 3606	\$ 2,636.37	-3.08%	\$ 6,560.48	\$ 6,476.71	-1.28%	\$ 21,085.68	\$ 21,001.91	-0.40%
MGS-S Customer 3607	\$ 2,520.93	-3.22%	\$ 6,471.11	\$ 6,387.11	-1.30%	\$ 15,290.32	\$ 15,206.32	-0.55%
MGS-S Customer 3608	\$ 2,651.40	-3.26%	\$ 7,044.94	\$ 6,955.48	-1.27%	\$ 24,207.34	\$ 24,117.88	-0.37%
MGS-S Customer 3609	\$ 7,446.91	-3.60%	\$ 21,908.50	\$ 21,630.32	-1.27%	\$ 76,028.34	\$ 75,750.16	-0.37%
MGS-S Customer 3610	\$ 2,845.47	-3.14%	\$ 7,347.21	\$ 7,254.99	-1.26%	\$ 29,440.66	\$ 29,348.44	-0.31%
MGS-S Customer 3611	\$ 9,052.38	-3.65%	\$ 26,703.90	\$ 26,360.69	-1.29%	\$ 77,647.21	\$ 77,304.00	-0.44%
MGS-S Customer 3612	\$ 3,154.74	-3.22%	\$ 8,200.37	\$ 8,095.55	-1.28%	\$ 26,059.10	\$ 25,954.28	-0.40%
MGS-S Customer 3613	\$ 2,378.15	-2.99%	\$ 5,664.75	\$ 5,591.47	-1.29%	\$ 14,658.44	\$ 14,585.16	-0.50%
MGS-S Customer 3614	\$ 956.26	-2.17%	\$ 1,589.66	\$ 1,568.48	-1.33%	\$ 1,952.68	\$ 1,931.50	-1.08%
MGS-S Customer 3615	\$ 2,381.50	-2.99%	\$ 5,773.90	\$ 5,700.41	-1.27%	\$ 19,433.21	\$ 19,359.72	-0.38%
MGS-S Customer 3616	\$ 2,526.24	-3.04%	\$ 6,233.75	\$ 6,154.45	-1.27%	\$ 21,125.05	\$ 21,045.75	-0.38%
MGS-S Customer 3617	\$ 2,432.19	-3.01%	\$ 5,943.24	\$ 5,867.73	-1.27%	\$ 20,477.58	\$ 20,402.07	-0.37%
MGS-S Customer 3618	\$ 1,076.18	-2.36%	\$ 1,989.25	\$ 1,963.20	-1.31%	\$ 4,088.73	\$ 4,062.68	-0.64%
MGS-S Customer 3619	\$ 1,849.72	-3.00%	\$ 4,340.10	\$ 4,282.93	-1.32%	\$ 7,406.94	\$ 7,349.77	-0.77%
MGS-S Customer 3620	\$ 2,176.17	-2.91%	\$ 4,961.73	\$ 4,896.53	-1.31%	\$ 9,244.90	\$ 9,179.70	-0.71%
MGS-S Customer 3621	\$ 5,598.96	-3.51%	\$ 15,550.72	\$ 15,347.24	-1.31%	\$ 31,856.15	\$ 31,652.67	-0.64%
MGS-S Customer 3622	\$ 653.27	-1.34%	\$ 662.11	\$ 653.27	-1.34%	\$ 662.11	\$ 653.27	-1.34%
MGS-S Customer 3623	\$ 3,193.13	-3.23%	\$ 8,303.71	\$ 8,197.27	-1.28%	\$ 25,368.65	\$ 25,262.21	-0.42%
MGS-S Customer 3624	\$ 5,035.93	-3.57%	\$ 14,465.75	\$ 14,279.20	-1.29%	\$ 40,298.48	\$ 40,111.93	-0.46%
MGS-S Customer 3625	\$ 2,481.97	-3.03%	\$ 6,046.01	\$ 5,968.47	-1.28%	\$ 18,181.27	\$ 18,103.73	-0.43%
MGS-S Customer 3626	\$ 7,679.89	-3.68%	\$ 23,675.27	\$ 23,382.03	-1.24%	\$ 109,628.97	\$ 109,335.73	-0.27%
MGS-S Customer 3627	\$ 1,579.20	-2.85%	\$ 3,594.12	\$ 3,547.85	-1.29%	\$ 10,102.46	\$ 10,056.19	-0.46%
MGS-S Customer 3628	\$ 2,582.43	-3.07%	\$ 6,331.80	\$ 6,249.98	-1.29%	\$ 17,072.58	\$ 16,990.76	-0.48%
MGS-S Customer 3629	\$ 7,116.59	-3.59%	\$ 21,133.26	\$ 20,868.14	-1.25%	\$ 85,468.27	\$ 85,203.15	-0.31%
MGS-S Customer 3630	\$ 1,877.15	-3.00%	\$ 4,470.34	\$ 4,412.19	-1.30%	\$ 10,191.06	\$ 10,132.91	-0.57%
MGS-S Customer 3631	\$ 3,786.47	-3.62%	\$ 9,631.26	\$ 9,489.10	-1.48%	\$ 38,558.25	\$ 38,416.09	-0.37%
MGS-S Customer 3632	\$ 2,746.43	-3.30%	\$ 7,221.53	\$ 7,127.94	-1.30%	\$ 18,242.95	\$ 18,149.36	-0.51%
MGS-S Customer 3633	\$ 2,747.54	-3.11%	\$ 6,807.89	\$ 6,719.82	-1.29%	\$ 17,455.09	\$ 17,367.02	-0.50%
MGS-S Customer 3634	\$ 3,772.45	-3.46%	\$ 10,518.65	\$ 10,383.59	-1.28%	\$ 31,122.33	\$ 30,987.27	-0.43%
MGS-S Customer 3635	\$ 5,357.00	-3.49%	\$ 15,422.96	\$ 15,229.15	-1.26%	\$ 61,030.62	\$ 60,836.81	-0.32%
MGS-S Customer 3636	\$ 3,888.15	-3.34%	\$ 10,393.36	\$ 10,259.08	-1.29%	\$ 27,528.34	\$ 27,394.06	-0.49%
MGS-S Customer 3637	\$ 2,122.25	-2.88%	\$ 4,837.86	\$ 4,774.99	-1.30%	\$ 11,400.48	\$ 11,337.61	-0.55%

Customer	Distribution 8/25 Prices	Distribution % Difference	Delivery 1/25 Prices	Delivery 8/25 Prices	Delivery % Difference	Bundled 1/25 Prices	Bundled 8/25 Prices	Bundled % Difference
MGS-S Customer 3638	\$ 2,856.02	-3.14%	\$ 7,490.04	\$ 7,397.39	-1.24%	\$ 35,032.15	\$ 34,939.50	-0.26%
MGS-S Customer 3639	\$ 2,129.62	-2.88%	\$ 4,941.47	\$ 4,878.27	-1.28%	\$ 15,392.48	\$ 15,329.28	-0.41%
MGS-S Customer 3640	\$ 1,639.90	-2.58%	\$ 3,370.14	\$ 3,326.70	-1.29%	\$ 9,296.08	\$ 9,252.64	-0.47%
MGS-S Customer 3641	\$ 7,414.56	-3.60%	\$ 21,842.52	\$ 21,565.90	-1.27%	\$ 78,147.08	\$ 77,870.46	-0.35%
MGS-S Customer 3642	\$ 3,289.08	-3.24%	\$ 8,685.98	\$ 8,575.83	-1.27%	\$ 30,703.22	\$ 30,593.07	-0.36%
MGS-S Customer 3643	\$ 12,970.37	-3.72%	\$ 39,380.20	\$ 38,878.45	-1.27%	\$ 130,699.72	\$ 130,197.97	-0.38%
MGS-S Customer 3644	\$ 8,983.37	-3.67%	\$ 27,469.53	\$ 27,127.35	-1.25%	\$ 130,443.95	\$ 130,101.77	-0.26%
MGS-S Customer 3645	\$ 10,685.48	-4.19%	\$ 27,796.61	\$ 27,328.74	-1.68%	\$ 62,377.37	\$ 61,909.50	-0.75%
MGS-S Customer 3646	\$ 1,699.72	-2.92%	\$ 3,989.67	\$ 3,938.47	-1.28%	\$ 11,903.57	\$ 11,852.37	-0.43%
MGS-S Customer 3647	\$ 4,468.59	-3.41%	\$ 12,259.32	\$ 12,101.45	-1.29%	\$ 34,522.45	\$ 34,364.58	-0.46%
MGS-S Customer 3648	\$ 3,826.19	-3.33%	\$ 10,294.76	\$ 10,162.80	-1.28%	\$ 31,300.99	\$ 31,169.03	-0.42%
MGS-S Customer 3649	\$ 2,138.82	-3.12%	\$ 5,401.38	\$ 5,332.39	-1.28%	\$ 17,329.82	\$ 17,260.83	-0.40%
MGS-S Customer 3650	\$ 1,920.19	-2.77%	\$ 4,310.84	\$ 4,256.05	-1.27%	\$ 14,763.68	\$ 14,708.89	-0.37%
MGS-S Customer 3651	\$ 2,118.30	-2.88%	\$ 4,873.37	\$ 4,810.57	-1.29%	\$ 13,529.99	\$ 13,467.19	-0.46%
MGS-S Customer 3652	\$ 1,647.68	-2.59%	\$ 3,373.48	\$ 3,329.69	-1.30%	\$ 8,231.40	\$ 8,187.61	-0.53%
MGS-S Customer 3653	\$ 2,625.15	-3.08%	\$ 6,472.97	\$ 6,389.43	-1.29%	\$ 17,835.35	\$ 17,751.81	-0.47%
MGS-S Customer 3654	\$ 1,942.76	-3.04%	\$ 4,645.73	\$ 4,584.74	-1.31%	\$ 8,772.25	\$ 8,711.26	-0.70%
MGS-S Customer 3655	\$ 1,985.68	-2.81%	\$ 4,459.72	\$ 4,402.28	-1.29%	\$ 12,498.28	\$ 12,440.84	-0.46%
MGS-S Customer 3656	\$ 1,838.52	-3.00%	\$ 4,342.68	\$ 4,285.91	-1.31%	\$ 9,078.57	\$ 9,021.80	-0.63%
MGS-S Customer 3657	\$ 2,107.11	-2.87%	\$ 4,792.74	\$ 4,730.42	-1.30%	\$ 11,220.30	\$ 11,157.98	-0.56%
MGS-S Customer 3658	\$ 2,221.42	-2.92%	\$ 5,192.18	\$ 5,125.27	-1.29%	\$ 14,329.50	\$ 14,262.59	-0.47%
MGS-S Customer 3659	\$ 1,945.49	-3.05%	\$ 4,657.80	\$ 4,596.64	-1.31%	\$ 8,819.85	\$ 8,758.69	-0.69%
MGS-S Customer 3660	\$ 3,162.02	-3.38%	\$ 8,529.82	\$ 8,419.30	-1.30%	\$ 21,775.95	\$ 21,665.43	-0.51%
MGS-S Customer 3661	\$ 2,940.41	-3.33%	\$ 7,959.72	\$ 7,858.30	-1.27%	\$ 26,446.21	\$ 26,344.79	-0.38%
MGS-S Customer 3662	\$ 1,732.51	-2.94%	\$ 4,059.14	\$ 4,006.62	-1.29%	\$ 10,505.32	\$ 10,452.80	-0.50%
MGS-S Customer 3663	\$ 2,656.70	-3.08%	\$ 6,517.31	\$ 6,432.91	-1.30%	\$ 16,369.12	\$ 16,284.72	-0.52%
MGS-S Customer 3664	\$ 2,043.71	-2.85%	\$ 4,613.42	\$ 4,553.45	-1.30%	\$ 11,123.48	\$ 11,063.51	-0.54%
MGS-S Customer 3665	\$ 3,104.71	-3.20%	\$ 8,194.98	\$ 8,092.22	-1.25%	\$ 33,290.48	\$ 33,187.72	-0.31%
MGS-S Customer 3666	\$ 2,133.48	-3.12%	\$ 5,302.74	\$ 5,234.00	-1.30%	\$ 13,285.66	\$ 13,216.92	-0.52%
MGS-S Customer 3667	\$ 1,731.15	-2.94%	\$ 4,105.05	\$ 4,052.61	-1.28%	\$ 13,099.54	\$ 13,047.10	-0.40%
MGS-S Customer 3668	\$ 2,943.19	-3.16%	\$ 7,508.41	\$ 7,412.30	-1.28%	\$ 23,182.53	\$ 23,086.42	-0.41%
MGS-S Customer 3669	\$ 2,580.49	-3.06%	\$ 6,292.79	\$ 6,211.21	-1.30%	\$ 15,803.41	\$ 15,721.83	-0.52%
MGS-S Customer 3670	\$ 3,455.10	-3.27%	\$ 9,042.15	\$ 8,925.32	-1.29%	\$ 23,951.27	\$ 23,834.44	-0.49%
MGS-S Customer 3671	\$ 1,779.62	-2.97%	\$ 4,220.85	\$ 4,166.38	-1.29%	\$ 11,528.93	\$ 11,474.46	-0.47%
MGS-S Customer 3672	\$ 2,001.13	-2.81%	\$ 4,485.04	\$ 4,427.21	-1.29%	\$ 12,049.29	\$ 11,991.46	-0.48%
MGS-S Customer 3673	\$ 5,813.79	-3.53%	\$ 16,514.14	\$ 16,301.21	-1.29%	\$ 46,341.53	\$ 46,128.60	-0.46%
MGS-S Customer 3674	\$ 4,635.66	-3.43%	\$ 12,929.34	\$ 12,764.65	-1.27%	\$ 43,113.23	\$ 42,948.54	-0.38%
MGS-S Customer 3675	\$ 1,411.93	-2.38%	\$ 2,606.75	\$ 2,572.39	-1.32%	\$ 4,558.37	\$ 4,524.01	-0.75%
MGS-S Customer 3676	\$ 1,980.18	-3.06%	\$ 4,773.99	\$ 4,711.46	-1.31%	\$ 9,566.89	\$ 9,504.36	-0.65%
MGS-S Customer 3677	\$ 1,749.61	-2.66%	\$ 3,662.13	\$ 3,614.34	-1.30%	\$ 7,838.35	\$ 7,790.56	-0.61%

Customer	Distribution 8/25 Prices	Distribution % Difference	Delivery 1/25 Prices	Delivery 8/25 Prices	Delivery % Difference	Bundled 1/25 Prices	Bundled 8/25 Prices	Bundled % Difference
MGS-S Customer 3678	\$ 2,235.04	-2.93%	\$ 5,240.61	\$ 5,173.16	-1.29%	\$ 14,775.00	\$ 14,707.55	-0.46%
MGS-S Customer 3679	\$ 5,929.55	-3.54%	\$ 17,344.64	\$ 17,127.29	-1.25%	\$ 71,368.50	\$ 71,151.15	-0.30%
MGS-S Customer 3680	\$ 5,408.02	-3.50%	\$ 15,563.23	\$ 15,367.10	-1.26%	\$ 59,883.82	\$ 59,687.69	-0.33%
MGS-S Customer 3681	\$ 3,606.48	-3.29%	\$ 9,686.28	\$ 9,563.47	-1.27%	\$ 34,097.57	\$ 33,974.76	-0.36%
MGS-S Customer 3682	\$ 2,166.90	-3.14%	\$ 5,500.12	\$ 5,429.96	-1.28%	\$ 18,027.87	\$ 17,957.71	-0.39%
MGS-S Customer 3683	\$ 5,472.37	-3.51%	\$ 15,441.31	\$ 15,242.10	-1.29%	\$ 43,088.55	\$ 42,889.34	-0.46%
MGS-S Customer 3684	\$ 3,502.46	-3.28%	\$ 9,142.52	\$ 9,023.67	-1.30%	\$ 21,719.41	\$ 21,600.56	-0.55%
MGS-S Customer 3685	\$ 2,527.42	-3.25%	\$ 6,722.47	\$ 6,637.60	-1.26%	\$ 25,396.92	\$ 25,312.05	-0.33%
MGS-S Customer 3686	\$ 5,939.88	-3.53%	\$ 17,232.45	\$ 17,015.11	-1.26%	\$ 65,250.61	\$ 65,033.27	-0.33%
MGS-S Customer 3687	\$ 1,683.10	-2.91%	\$ 3,938.68	\$ 3,888.21	-1.28%	\$ 11,960.67	\$ 11,910.20	-0.42%
MGS-S Customer 3688	\$ 14,118.61	-3.74%	\$ 42,953.85	\$ 42,404.80	-1.28%	\$ 137,143.68	\$ 136,594.63	-0.40%
MGS-S Customer 3689	\$ 2,517.42	-3.24%	\$ 6,548.36	\$ 6,464.17	-1.29%	\$ 18,882.89	\$ 18,798.70	-0.45%
MGS-S Customer 3690	\$ 1,493.42	-2.45%	\$ 2,883.87	\$ 2,846.35	-1.30%	\$ 6,692.05	\$ 6,654.53	-0.56%
MGS-S Customer 3691	\$ 2,198.55	-2.91%	\$ 5,148.43	\$ 5,082.45	-1.28%	\$ 15,539.23	\$ 15,473.25	-0.42%
MGS-S Customer 3692	\$ 9,496.33	-3.68%	\$ 28,254.21	\$ 27,891.75	-1.28%	\$ 86,217.88	\$ 85,855.42	-0.42%
MGS-S Customer 3693	\$ 4,538.45	-3.53%	\$ 12,948.37	\$ 12,782.23	-1.28%	\$ 38,863.37	\$ 38,697.23	-0.43%
MGS-S Customer 3694	\$ 9,458.93	-3.67%	\$ 28,428.00	\$ 28,067.92	-1.27%	\$ 102,575.98	\$ 102,215.90	-0.35%
MGS-S Customer 3695	\$ 15,636.67	-3.75%	\$ 49,156.54	\$ 48,546.84	-1.24%	\$ 224,185.62	\$ 223,575.92	-0.27%
MGS-S Customer 3696	\$ 1,790.03	-2.69%	\$ 3,837.44	\$ 3,787.91	-1.29%	\$ 10,375.38	\$ 10,325.85	-0.48%
MGS-S Customer 3697	\$ 4,519.43	-3.42%	\$ 12,496.38	\$ 12,336.42	-1.28%	\$ 38,777.02	\$ 38,617.06	-0.41%
MGS-S Customer 3698	\$ 4,484.44	-3.42%	\$ 12,636.70	\$ 12,478.12	-1.25%	\$ 50,875.38	\$ 50,716.80	-0.31%
MGS-S Customer 3699	\$ 2,217.43	-3.15%	\$ 5,525.23	\$ 5,453.09	-1.31%	\$ 11,953.70	\$ 11,881.56	-0.60%
MGS-S Customer 3700	\$ 2,224.55	-2.94%	\$ 5,136.10	\$ 5,068.82	-1.31%	\$ 10,474.16	\$ 10,406.88	-0.64%
MGS-S Customer 3701	\$ 4,525.39	-3.42%	\$ 12,435.31	\$ 12,275.24	-1.29%	\$ 35,141.79	\$ 34,981.72	-0.46%
MGS-S Customer 3702	\$ 1,911.90	-2.77%	\$ 4,170.53	\$ 4,116.13	-1.30%	\$ 9,120.20	\$ 9,065.80	-0.60%
MGS-S Customer 3703	\$ 2,238.99	-2.93%	\$ 5,220.65	\$ 5,152.99	-1.30%	\$ 13,073.31	\$ 13,005.65	-0.52%
MGS-S Customer 3704	\$ 3,580.69	-3.30%	\$ 9,353.35	\$ 9,231.30	-1.30%	\$ 20,573.36	\$ 20,451.31	-0.59%
MGS-S Customer 3705	\$ 2,635.43	-3.08%	\$ 6,405.90	\$ 6,322.04	-1.31%	\$ 13,163.11	\$ 13,079.25	-0.64%
MGS-S Customer 3706	\$ 4,597.80	-3.42%	\$ 12,893.18	\$ 12,730.20	-1.26%	\$ 47,364.24	\$ 47,201.26	-0.34%
MGS-S Customer 3707	\$ 1,743.29	-2.95%	\$ 4,134.43	\$ 4,081.40	-1.28%	\$ 12,516.24	\$ 12,463.21	-0.42%
MGS-S Customer 3708	\$ 2,743.57	-3.11%	\$ 6,941.18	\$ 6,853.16	-1.27%	\$ 24,435.29	\$ 24,347.27	-0.36%
MGS-S Customer 3709	\$ 15,801.57	-3.75%	\$ 48,279.50	\$ 47,663.21	-1.28%	\$ 156,066.70	\$ 155,450.41	-0.39%
MGS-S Customer 3710	\$ 1,941.38	-2.79%	\$ 4,307.71	\$ 4,252.03	-1.29%	\$ 11,368.86	\$ 11,313.18	-0.49%
MGS-S Customer 3711	\$ 1,909.89	-3.03%	\$ 4,673.81	\$ 4,614.11	-1.28%	\$ 14,966.34	\$ 14,906.64	-0.40%
MGS-S Customer 3712	\$ 3,786.83	-3.33%	\$ 10,389.61	\$ 10,259.28	-1.25%	\$ 41,972.09	\$ 41,841.76	-0.31%
MGS-S Customer 3713	\$ 3,607.98	-3.32%	\$ 9,241.63	\$ 9,117.89	-1.34%	\$ 9,515.86	\$ 9,392.12	-1.30%
MGS-S Customer 3714	\$ 2,022.57	-2.82%	\$ 4,494.76	\$ 4,436.05	-1.31%	\$ 9,346.51	\$ 9,287.80	-0.63%
MGS-S Customer 3715	\$ 2,382.03	-3.00%	\$ 5,689.53	\$ 5,615.90	-1.29%	\$ 14,877.70	\$ 14,804.07	-0.49%
MGS-S Customer 3716	\$ 1,953.82	-2.79%	\$ 4,339.57	\$ 4,283.44	-1.29%	\$ 11,254.81	\$ 11,198.68	-0.50%
MGS-S Customer 3717	\$ 1,197.50	-2.50%	\$ 2,359.12	\$ 2,328.42	-1.30%	\$ 5,241.31	\$ 5,210.61	-0.59%

Internal Use

Customer	Distribution 8/25 Prices	Distribution % Difference	Delivery 1/25 Prices	Delivery 8/25 Prices	Delivery % Difference	Bundled 1/25 Prices	Bundled 8/25 Prices	Bundled % Difference
MGS-S Customer 3718	\$ 2,783.62	-3.13%	\$ 6,903.30	\$ 6,813.33	-1.30%	\$ 15,806.72	\$ 15,716.75	-0.57%
MGS-S Customer 3719	\$ 2,230.10	-2.93%	\$ 5,254.79	\$ 5,187.45	-1.28%	\$ 16,009.97	\$ 15,942.63	-0.42%
MGS-S Customer 3720	\$ 700.89	-1.51%	\$ 810.77	\$ 799.99	-1.33%	\$ 1,008.22	\$ 997.44	-1.07%
MGS-S Customer 3721	\$ 4,663.60	-3.43%	\$ 12,923.02	\$ 12,757.30	-1.28%	\$ 38,892.87	\$ 38,727.15	-0.43%
MGS-S Customer 3722	\$ 1,703.56	-2.64%	\$ 3,669.94	\$ 3,623.72	-1.26%	\$ 14,350.16	\$ 14,303.94	-0.32%
MGS-S Customer 3723	\$ 2,564.89	-3.05%	\$ 6,306.43	\$ 6,225.63	-1.28%	\$ 19,177.09	\$ 19,096.29	-0.42%
MGS-S Customer 3724	\$ 4,245.95	-3.39%	\$ 11,342.56	\$ 11,193.76	-1.31%	\$ 21,836.54	\$ 21,687.74	-0.68%
MGS-S Customer 3725	\$ 11,474.99	-3.70%	\$ 34,982.89	\$ 34,542.47	-1.26%	\$ 134,529.40	\$ 134,088.98	-0.33%
MGS-S Customer 3726	\$ 10,955.25	-3.69%	\$ 33,533.31	\$ 33,113.51	-1.25%	\$ 138,070.85	\$ 137,651.05	-0.30%
MGS-S Customer 3727	\$ 1,498.11	-2.80%	\$ 3,351.66	\$ 3,308.44	-1.29%	\$ 9,425.35	\$ 9,382.13	-0.46%
MGS-S Customer 3728	\$ 653.27	-1.34%	\$ 800.08	\$ 791.24	-1.10%	\$ 7,563.46	\$ 7,554.62	-0.12%
MGS-S Customer 3729	\$ 2,759.71	-3.30%	\$ 7,344.77	\$ 7,250.57	-1.28%	\$ 22,247.04	\$ 22,152.84	-0.42%
MGS-S Customer 3730	\$ 2,449.04	-3.22%	\$ 6,511.48	\$ 6,430.00	-1.25%	\$ 27,015.98	\$ 26,934.50	-0.30%
MGS-S Customer 3731	\$ 2,639.37	-3.08%	\$ 6,430.65	\$ 6,346.77	-1.30%	\$ 14,161.62	\$ 14,077.74	-0.59%
MGS-S Customer 3732	\$ 2,515.34	-3.04%	\$ 5,939.94	\$ 5,861.01	-1.33%	\$ 7,855.00	\$ 7,776.07	-1.00%
MGS-S Customer 3733	\$ 2,822.73	-3.13%	\$ 7,167.10	\$ 7,075.78	-1.27%	\$ 23,777.15	\$ 23,685.83	-0.38%
MGS-S Customer 3734	\$ 653.27	-1.34%	\$ 791.74	\$ 782.89	-1.12%	\$ 7,146.06	\$ 7,137.21	-0.12%
MGS-S Customer 3735	\$ 3,831.91	-3.33%	\$ 10,547.58	\$ 10,415.48	-1.25%	\$ 43,336.68	\$ 43,204.58	-0.30%
MGS-S Customer 3736	\$ 1,661.52	-2.60%	\$ 3,427.84	\$ 3,383.50	-1.29%	\$ 8,927.81	\$ 8,883.47	-0.50%
MGS-S Customer 3737	\$ 9,609.06	-3.67%	\$ 28,974.23	\$ 28,608.62	-1.26%	\$ 108,958.80	\$ 108,593.19	-0.34%
MGS-S Customer 3738	\$ 1,609.07	-2.86%	\$ 3,656.10	\$ 3,608.64	-1.30%	\$ 8,838.19	\$ 8,790.73	-0.54%
MGS-S Customer 3739	\$ 2,115.28	-3.12%	\$ 5,358.31	\$ 5,290.25	-1.27%	\$ 18,631.98	\$ 18,563.92	-0.37%
MGS-S Customer 3740	\$ 2,161.17	-3.13%	\$ 5,410.60	\$ 5,340.77	-1.29%	\$ 14,634.42	\$ 14,564.59	-0.48%
MGS-S Customer 3741	\$ 1,815.04	-2.98%	\$ 4,307.39	\$ 4,251.55	-1.30%	\$ 10,757.35	\$ 10,701.51	-0.52%
MGS-S Customer 3742	\$ 6,305.65	-3.55%	\$ 18,097.42	\$ 17,865.38	-1.28%	\$ 54,542.96	\$ 54,310.92	-0.43%
MGS-S Customer 3743	\$ 2,237.15	-2.94%	\$ 5,350.41	\$ 5,282.73	-1.26%	\$ 19,597.26	\$ 19,529.58	-0.35%
MGS-S Customer 3744	\$ 3,409.15	-3.41%	\$ 9,438.02	\$ 9,317.71	-1.27%	\$ 31,055.56	\$ 30,935.25	-0.39%
MGS-S Customer 3745	\$ 3,146.94	-3.22%	\$ 8,124.97	\$ 8,020.38	-1.29%	\$ 23,226.06	\$ 23,121.47	-0.45%
MGS-S Customer 3746	\$ 1,762.66	-2.95%	\$ 4,024.34	\$ 3,970.83	-1.33%	\$ 4,865.32	\$ 4,811.81	-1.10%
MGS-S Customer 3747	\$ 2,848.70	-3.32%	\$ 7,740.13	\$ 7,642.45	-1.26%	\$ 29,138.63	\$ 29,040.95	-0.34%
MGS-S Customer 3748	\$ 1,946.57	-3.05%	\$ 4,780.93	\$ 4,719.74	-1.28%	\$ 14,863.78	\$ 14,802.59	-0.41%
MGS-S Customer 3749	\$ 1,902.17	-3.03%	\$ 4,582.14	\$ 4,522.78	-1.30%	\$ 11,583.87	\$ 11,524.51	-0.51%
MGS-S Customer 3750	\$ 7,389.07	-3.60%	\$ 21,786.56	\$ 21,510.24	-1.27%	\$ 77,318.70	\$ 77,042.38	-0.36%
MGS-S Customer 3751	\$ 3,400.91	-3.27%	\$ 8,791.84	\$ 8,676.84	-1.31%	\$ 18,600.23	\$ 18,485.23	-0.62%
MGS-S Customer 3752	\$ 1,292.25	-2.62%	\$ 2,708.11	\$ 2,673.39	-1.28%	\$ 8,192.19	\$ 8,157.47	-0.42%
MGS-S Customer 3753	\$ 12,235.87	-3.72%	\$ 36,958.99	\$ 36,485.87	-1.28%	\$ 115,828.34	\$ 115,355.22	-0.41%
MGS-S Customer 3754	\$ 1,689.14	-2.62%	\$ 3,516.85	\$ 3,471.41	-1.29%	\$ 9,310.93	\$ 9,265.49	-0.49%
MGS-S Customer 3755	\$ 16,404.16	-4.61%	\$ 39,443.23	\$ 38,650.39	-2.01%	\$ 73,164.72	\$ 72,371.88	-1.08%
MGS-S Customer 3756	\$ 4,915.88	-3.46%	\$ 13,727.40	\$ 13,551.45	-1.28%	\$ 41,680.86	\$ 41,504.91	-0.42%
MGS-S Customer 3757	\$ 3,299.72	-3.24%	\$ 8,617.98	\$ 8,507.49	-1.28%	\$ 25,945.61	\$ 25,835.12	-0.43%

Internal Use

Customer	Distribution 8/25 Prices	Distribution % Difference	Delivery 1/25 Prices	Delivery 8/25 Prices	Delivery % Difference	Bundled 1/25 Prices	Bundled 8/25 Prices	Bundled % Difference
MGS-S Customer 3758	\$ 1,815.97	-2.72%	\$ 3,917.32	\$ 3,866.62	-1.29%	\$ 10,224.67	\$ 10,173.97	-0.50%
MGS-S Customer 3759	\$ 2,110.53	-2.87%	\$ 4,854.49	\$ 4,792.09	-1.29%	\$ 13,965.76	\$ 13,903.36	-0.45%
MGS-S Customer 3760	\$ 2,147.12	-2.89%	\$ 5,044.09	\$ 4,980.13	-1.27%	\$ 17,802.66	\$ 17,738.70	-0.36%
MGS-S Customer 3761	\$ 1,908.01	-2.77%	\$ 4,209.61	\$ 4,155.30	-1.29%	\$ 11,472.09	\$ 11,417.78	-0.47%
MGS-S Customer 3762	\$ 1,380.56	-2.69%	\$ 2,921.15	\$ 2,883.00	-1.31%	\$ 6,121.22	\$ 6,083.07	-0.62%
MGS-S Customer 3763	\$ 2,916.78	-3.16%	\$ 7,230.07	\$ 7,134.94	-1.32%	\$ 12,976.05	\$ 12,880.92	-0.73%
MGS-S Customer 3764	\$ 2,068.24	-3.10%	\$ 5,188.12	\$ 5,121.98	-1.27%	\$ 17,118.96	\$ 17,052.82	-0.39%
MGS-S Customer 3765	\$ 3,807.69	-3.33%	\$ 10,166.79	\$ 10,035.53	-1.29%	\$ 27,557.72	\$ 27,426.46	-0.48%
MGS-S Customer 3766	\$ 2,019.91	-3.08%	\$ 4,939.93	\$ 4,875.77	-1.30%	\$ 11,926.47	\$ 11,862.31	-0.54%
MGS-S Customer 3767	\$ 1,994.50	-2.82%	\$ 4,472.28	\$ 4,414.36	-1.30%	\$ 11,534.92	\$ 11,477.00	-0.50%
MGS-S Customer 3768	\$ 5,688.96	-3.52%	\$ 16,421.49	\$ 16,214.16	-1.26%	\$ 61,551.07	\$ 61,343.74	-0.34%
MGS-S Customer 3769	\$ 2,027.57	-2.83%	\$ 4,570.07	\$ 4,510.95	-1.29%	\$ 11,832.67	\$ 11,773.55	-0.50%
MGS-S Customer 3770	\$ 2,321.45	-3.18%	\$ 6,044.32	\$ 5,968.00	-1.26%	\$ 22,556.33	\$ 22,480.01	-0.34%
MGS-S Customer 3771	\$ 2,161.52	-2.90%	\$ 4,962.14	\$ 4,897.49	-1.30%	\$ 11,312.46	\$ 11,247.81	-0.57%
MGS-S Customer 3772	\$ 1,845.49	-3.00%	\$ 4,446.64	\$ 4,389.57	-1.28%	\$ 13,215.81	\$ 13,158.74	-0.43%
MGS-S Customer 3773	\$ 3,479.30	-3.28%	\$ 9,201.45	\$ 9,083.34	-1.28%	\$ 27,620.75	\$ 27,502.64	-0.43%
MGS-S Customer 3774	\$ 5,840.28	-3.52%	\$ 16,543.62	\$ 16,330.61	-1.29%	\$ 46,311.59	\$ 46,098.58	-0.46%
MGS-S Customer 3775	\$ 964.77	-2.18%	\$ 1,833.66	\$ 1,812.14	-1.17%	\$ 12,890.16	\$ 12,868.64	-0.17%
MGS-S Customer 3776	\$ 1,963.58	-3.06%	\$ 4,879.91	\$ 4,818.02	-1.27%	\$ 17,280.37	\$ 17,218.48	-0.36%
MGS-S Customer 3777	\$ 8,307.49	-3.63%	\$ 24,750.68	\$ 24,437.43	-1.27%	\$ 89,949.53	\$ 89,636.28	-0.35%
MGS-S Customer 3778	\$ 2,290.25	-2.96%	\$ 5,486.62	\$ 5,416.78	-1.27%	\$ 18,506.16	\$ 18,436.32	-0.38%
MGS-S Customer 3779	\$ 2,664.75	-3.09%	\$ 6,602.55	\$ 6,517.48	-1.29%	\$ 18,604.81	\$ 18,519.74	-0.46%
MGS-S Customer 3780	\$ 2,025.83	-3.08%	\$ 4,966.01	\$ 4,901.61	-1.30%	\$ 12,374.07	\$ 12,309.67	-0.52%
MGS-S Customer 3781	\$ 3,844.23	-3.34%	\$ 10,179.01	\$ 10,046.04	-1.31%	\$ 22,153.84	\$ 22,020.87	-0.60%
MGS-S Customer 3782	\$ 1,677.89	-2.61%	\$ 3,495.50	\$ 3,450.47	-1.29%	\$ 9,788.80	\$ 9,743.77	-0.46%
MGS-S Customer 3783	\$ 3,226.02	-3.23%	\$ 8,487.32	\$ 8,379.78	-1.27%	\$ 30,240.84	\$ 30,133.30	-0.36%
MGS-S Customer 3784	\$ 2,077.93	-3.10%	\$ 5,313.36	\$ 5,246.85	-1.25%	\$ 21,996.20	\$ 21,929.69	-0.30%
MGS-S Customer 3785	\$ 2,324.11	-2.97%	\$ 5,600.46	\$ 5,529.33	-1.27%	\$ 19,366.95	\$ 19,295.82	-0.37%
MGS-S Customer 3786	\$ 1,554.48	-2.51%	\$ 3,128.70	\$ 3,088.60	-1.28%	\$ 9,613.73	\$ 9,573.63	-0.42%
MGS-S Customer 3787	\$ 8,002.09	-3.63%	\$ 23,400.69	\$ 23,099.13	-1.29%	\$ 66,080.45	\$ 65,778.89	-0.46%
MGS-S Customer 3788	\$ 5,887.92	-3.53%	\$ 16,999.32	\$ 16,783.99	-1.27%	\$ 61,082.24	\$ 60,866.91	-0.35%
MGS-S Customer 3789	\$ 7,712.06	-3.62%	\$ 22,568.40	\$ 22,279.04	-1.28%	\$ 68,630.37	\$ 68,341.01	-0.42%
MGS-S Customer 3790	\$ 3,833.37	-3.34%	\$ 10,504.69	\$ 10,372.38	-1.26%	\$ 40,624.59	\$ 40,492.28	-0.33%
MGS-S Customer 3791	\$ 5,628.31	-3.52%	\$ 16,001.35	\$ 15,795.97	-1.28%	\$ 48,310.54	\$ 48,105.16	-0.43%
MGS-S Customer 3792	\$ 1,280.17	-2.59%	\$ 2,603.01	\$ 2,568.96	-1.31%	\$ 5,185.60	\$ 5,151.55	-0.66%
MGS-S Customer 3793	\$ 2,613.38	-3.24%	\$ 5,999.86	\$ 5,912.28	-1.46%	\$ 10,625.25	\$ 10,537.67	-0.82%
MGS-S Customer 3794	\$ 1,764.26	-2.68%	\$ 3,639.57	\$ 3,591.01	-1.33%	\$ 4,101.20	\$ 4,052.64	-1.18%
MGS-S Customer 3795	\$ 1,186.86	-2.50%	\$ 2,352.80	\$ 2,322.37	-1.29%	\$ 6,106.25	\$ 6,075.82	-0.50%
MGS-S Customer 3796	\$ 2,620.09	-3.27%	\$ 6,965.01	\$ 6,876.50	-1.27%	\$ 24,072.68	\$ 23,984.17	-0.37%
MGS-S Customer 3797	\$ 2,525.86	-3.04%	\$ 6,049.67	\$ 5,970.39	-1.31%	\$ 11,962.13	\$ 11,882.85	-0.66%

Internal Use

Customer	Distribution 8/25 Prices	Distribution % Difference	Delivery 1/25 Prices	Delivery 8/25 Prices	Delivery % Difference	Bundled 1/25 Prices	Bundled 8/25 Prices	Bundled % Difference
MGS-S Customer 3798	\$ 7,369.85	-3.60%	\$ 21,509.01	\$ 21,233.66	-1.28%	\$ 66,748.28	\$ 66,472.93	-0.41%
MGS-S Customer 3799	\$ 1,689.85	-2.90%	\$ 3,890.02	\$ 3,839.56	-1.30%	\$ 9,196.42	\$ 9,145.96	-0.55%
MGS-S Customer 3800	\$ 1,827.25	-2.97%	\$ 4,318.02	\$ 4,262.17	-1.29%	\$ 10,639.09	\$ 10,583.24	-0.52%
MGS-S Customer 3801	\$ 2,826.32	-3.14%	\$ 7,252.08	\$ 7,160.39	-1.26%	\$ 26,914.57	\$ 26,822.88	-0.34%
MGS-S Customer 3802	\$ 10,491.15	-3.69%	\$ 31,304.81	\$ 30,902.36	-1.29%	\$ 91,928.54	\$ 91,526.09	-0.44%
MGS-S Customer 3803	\$ 2,691.08	-3.10%	\$ 6,615.95	\$ 6,529.89	-1.30%	\$ 15,557.54	\$ 15,471.48	-0.55%
MGS-S Customer 3804	\$ 1,722.45	-2.93%	\$ 3,984.00	\$ 3,931.93	-1.31%	\$ 8,362.58	\$ 8,310.51	-0.62%
MGS-S Customer 3805	\$ 1,822.28	-2.71%	\$ 4,002.41	\$ 3,951.65	-1.27%	\$ 14,001.62	\$ 13,950.86	-0.36%
MGS-S Customer 3806	\$ 3,668.35	-3.31%	\$ 9,963.29	\$ 9,837.75	-1.26%	\$ 38,207.44	\$ 38,081.90	-0.33%
MGS-S Customer 3807	\$ 1,637.84	-2.58%	\$ 3,384.85	\$ 3,341.44	-1.28%	\$ 10,204.79	\$ 10,161.38	-0.43%
MGS-S Customer 3808	\$ 2,505.83	-3.24%	\$ 6,562.67	\$ 6,478.83	-1.28%	\$ 21,001.83	\$ 20,917.99	-0.40%
MGS-S Customer 3809	\$ 2,475.19	-3.03%	\$ 6,031.52	\$ 5,954.18	-1.28%	\$ 18,303.44	\$ 18,226.10	-0.42%
MGS-S Customer 3810	\$ 3,127.54	-3.21%	\$ 8,051.84	\$ 7,947.95	-1.29%	\$ 22,229.68	\$ 22,125.79	-0.47%
MGS-S Customer 3811	\$ 2,832.99	-3.14%	\$ 7,121.73	\$ 7,030.00	-1.29%	\$ 19,984.85	\$ 19,893.12	-0.46%
MGS-S Customer 3812	\$ 1,893.62	-3.02%	\$ 4,565.79	\$ 4,506.77	-1.29%	\$ 12,019.89	\$ 11,960.87	-0.49%
MGS-S Customer 3813	\$ 2,421.91	-3.22%	\$ 6,397.59	\$ 6,317.09	-1.26%	\$ 25,065.07	\$ 24,984.57	-0.32%
MGS-S Customer 3814	\$ 3,490.46	-3.28%	\$ 9,262.42	\$ 9,144.14	-1.28%	\$ 29,711.05	\$ 29,592.77	-0.40%
MGS-S Customer 3815	\$ 2,504.72	-3.24%	\$ 6,414.50	\$ 6,330.60	-1.31%	\$ 13,485.14	\$ 13,401.24	-0.62%
MGS-S Customer 3816	\$ 3,949.15	-3.48%	\$ 11,342.36	\$ 11,199.84	-1.26%	\$ 45,362.65	\$ 45,220.13	-0.31%
MGS-S Customer 3817	\$ 2,371.09	-3.00%	\$ 5,669.35	\$ 5,596.15	-1.29%	\$ 15,435.24	\$ 15,362.04	-0.47%
MGS-S Customer 3818	\$ 5,595.20	-3.51%	\$ 15,848.50	\$ 15,645.19	-1.28%	\$ 47,357.85	\$ 47,154.54	-0.43%
MGS-S Customer 3819	\$ 929.11	-1.56%	\$ 1,111.70	\$ 1,096.99	-1.32%	\$ 1,646.45	\$ 1,631.74	-0.89%
MGS-S Customer 3820	\$ 10,172.60	-3.70%	\$ 31,257.86	\$ 30,866.91	-1.25%	\$ 142,767.77	\$ 142,376.82	-0.27%
MGS-S Customer 3821	\$ 1,839.77	-3.01%	\$ 4,356.12	\$ 4,299.10	-1.31%	\$ 9,081.95	\$ 9,024.93	-0.63%
MGS-S Customer 3822	\$ 3,769.88	-3.33%	\$ 10,143.69	\$ 10,013.99	-1.28%	\$ 32,068.60	\$ 31,938.90	-0.40%
MGS-S Customer 3823	\$ 2,203.91	-3.15%	\$ 5,469.69	\$ 5,398.10	-1.31%	\$ 11,182.87	\$ 11,111.28	-0.64%
MGS-S Customer 3824	\$ 2,241.83	-3.16%	\$ 5,734.23	\$ 5,660.96	-1.28%	\$ 18,434.52	\$ 18,361.25	-0.40%
MGS-S Customer 3825	\$ 1,708.22	-2.93%	\$ 4,041.85	\$ 3,990.33	-1.27%	\$ 13,298.69	\$ 13,247.17	-0.39%
MGS-S Customer 3826	\$ 2,164.36	-2.90%	\$ 4,986.25	\$ 4,921.61	-1.30%	\$ 12,395.22	\$ 12,330.58	-0.52%
MGS-S Customer 3827	\$ 7,372.03	-3.60%	\$ 21,737.10	\$ 21,461.86	-1.27%	\$ 78,338.75	\$ 78,063.51	-0.35%
MGS-S Customer 3828	\$ 20,197.36	-4.33%	\$ 53,100.79	\$ 52,185.87	-1.72%	\$ 101,187.51	\$ 100,272.59	-0.90%
MGS-S Customer 3829	\$ 1,812.78	-2.70%	\$ 3,843.17	\$ 3,792.78	-1.31%	\$ 7,444.88	\$ 7,394.49	-0.68%
MGS-S Customer 3830	\$ 1,734.31	-2.66%	\$ 3,661.52	\$ 3,614.10	-1.30%	\$ 9,484.85	\$ 9,437.43	-0.50%
MGS-S Customer 3831	\$ 11,799.22	-3.90%	\$ 33,190.14	\$ 32,711.62	-1.44%	\$ 63,529.43	\$ 63,050.91	-0.75%
MGS-S Customer 3832	\$ 1,776.15	-2.96%	\$ 4,196.45	\$ 4,142.18	-1.29%	\$ 10,973.09	\$ 10,918.82	-0.49%
MGS-S Customer 3833	\$ 2,658.67	-3.09%	\$ 6,618.02	\$ 6,533.32	-1.28%	\$ 20,603.89	\$ 20,519.19	-0.41%
MGS-S Customer 3834	\$ 2,339.20	-3.19%	\$ 6,134.61	\$ 6,057.56	-1.26%	\$ 24,420.11	\$ 24,343.06	-0.32%
MGS-S Customer 3835	\$ 2,847.88	-3.32%	\$ 7,388.28	\$ 7,290.63	-1.32%	\$ 11,657.17	\$ 11,559.52	-0.84%
MGS-S Customer 3836	\$ 1,026.33	-1.79%	\$ 1,427.91	\$ 1,409.24	-1.31%	\$ 2,991.04	\$ 2,972.37	-0.62%
MGS-S Customer 3837	\$ 3,832.63	-3.33%	\$ 10,335.85	\$ 10,203.76	-1.28%	\$ 32,731.53	\$ 32,599.44	-0.40%

Customer	Distribution 8/25 Prices	Distribution % Difference	Delivery 1/25 Prices	Delivery 8/25 Prices	Delivery % Difference	Bundled 1/25 Prices	Bundled 8/25 Prices	Bundled % Difference
MGS-S Customer 3838	\$ 3,261.92	-3.23%	\$ 8,496.12	\$ 8,387.06	-1.28%	\$ 25,206.84	\$ 25,097.78	-0.43%
MGS-S Customer 3839	\$ 837.53	-1.91%	\$ 1,238.72	\$ 1,222.37	-1.32%	\$ 2,073.64	\$ 2,057.29	-0.79%
MGS-S Customer 3840	\$ 9,420.56	-3.67%	\$ 27,840.89	\$ 27,481.94	-1.29%	\$ 77,851.81	\$ 77,492.86	-0.46%
MGS-S Customer 3841	\$ 17,094.93	-4.16%	\$ 46,258.50	\$ 45,515.89	-1.61%	\$ 87,900.75	\$ 87,158.14	-0.84%
MGS-S Customer 3842	\$ 2,741.20	-3.11%	\$ 6,893.08	\$ 6,805.04	-1.28%	\$ 22,114.37	\$ 22,026.33	-0.40%
MGS-S Customer 3843	\$ 2,841.33	-3.13%	\$ 7,139.48	\$ 7,047.53	-1.29%	\$ 19,927.87	\$ 19,835.92	-0.46%
MGS-S Customer 3844	\$ 2,736.41	-3.30%	\$ 7,237.74	\$ 7,144.41	-1.29%	\$ 20,204.38	\$ 20,111.05	-0.46%
MGS-S Customer 3845	\$ 1,927.13	-2.78%	\$ 4,254.01	\$ 4,198.93	-1.29%	\$ 10,874.90	\$ 10,819.82	-0.51%
MGS-S Customer 3846	\$ 1,295.72	-2.61%	\$ 2,685.45	\$ 2,650.70	-1.29%	\$ 6,831.51	\$ 6,796.76	-0.51%
MGS-S Customer 3847	\$ 3,915.71	-3.35%	\$ 10,450.86	\$ 10,315.10	-1.30%	\$ 25,405.69	\$ 25,269.93	-0.53%
MGS-S Customer 3848	\$ 1,492.01	-2.78%	\$ 3,267.62	\$ 3,224.91	-1.31%	\$ 6,798.60	\$ 6,755.89	-0.63%
MGS-S Customer 3849	\$ 1,506.09	-2.80%	\$ 3,482.91	\$ 3,439.57	-1.24%	\$ 15,316.06	\$ 15,272.72	-0.28%
MGS-S Customer 3850	\$ 2,206.60	-2.92%	\$ 5,308.69	\$ 5,242.30	-1.25%	\$ 22,171.15	\$ 22,104.76	-0.30%
MGS-S Customer 3851	\$ 2,313.73	-3.18%	\$ 5,840.64	\$ 5,764.61	-1.30%	\$ 13,462.83	\$ 13,386.80	-0.56%
MGS-S Customer 3852	\$ 1,597.50	-2.55%	\$ 3,241.20	\$ 3,199.43	-1.29%	\$ 9,010.72	\$ 8,968.95	-0.46%
MGS-S Customer 3853	\$ 1,266.51	-2.58%	\$ 2,577.69	\$ 2,544.15	-1.30%	\$ 5,845.86	\$ 5,812.32	-0.57%
MGS-S Customer 3854	\$ 2,597.49	-3.26%	\$ 6,731.35	\$ 6,643.85	-1.30%	\$ 15,986.71	\$ 15,899.21	-0.55%
MGS-S Customer 3855	\$ 1,665.58	-2.60%	\$ 3,495.83	\$ 3,451.31	-1.27%	\$ 11,670.94	\$ 11,626.42	-0.38%
MGS-S Customer 3856	\$ 1,772.90	-2.68%	\$ 3,850.92	\$ 3,802.08	-1.27%	\$ 13,569.04	\$ 13,520.20	-0.36%
MGS-S Customer 3857	\$ 4,617.09	-3.43%	\$ 12,513.06	\$ 12,349.28	-1.31%	\$ 25,447.71	\$ 25,283.93	-0.64%
MGS-S Customer 3858	\$ 2,884.04	-3.15%	\$ 7,312.74	\$ 7,218.88	-1.28%	\$ 21,827.65	\$ 21,733.79	-0.43%
MGS-S Customer 3859	\$ 1,590.04	-2.54%	\$ 3,240.84	\$ 3,199.38	-1.28%	\$ 10,135.85	\$ 10,094.39	-0.41%
MGS-S Customer 3860	\$ 1,690.56	-2.62%	\$ 3,514.38	\$ 3,468.85	-1.30%	\$ 8,906.83	\$ 8,861.30	-0.51%
MGS-S Customer 3861	\$ 1,791.43	-2.69%	\$ 3,863.06	\$ 3,813.48	-1.28%	\$ 11,438.97	\$ 11,389.39	-0.43%
MGS-S Customer 3862	\$ 1,778.01	-2.69%	\$ 3,828.20	\$ 3,779.13	-1.28%	\$ 11,625.55	\$ 11,576.48	-0.42%
MGS-S Customer 3863	\$ 6,222.22	-3.69%	\$ 17,133.91	\$ 16,895.77	-1.39%	\$ 45,462.16	\$ 45,224.02	-0.52%
MGS-S Customer 3864	\$ 3,790.18	-3.33%	\$ 10,218.00	\$ 10,087.57	-1.28%	\$ 32,997.60	\$ 32,867.17	-0.40%
MGS-S Customer 3865	\$ 3,131.87	-3.20%	\$ 8,075.73	\$ 7,972.07	-1.28%	\$ 23,789.27	\$ 23,685.61	-0.44%
MGS-S Customer 3866	\$ 1,368.10	-2.67%	\$ 2,870.67	\$ 2,833.11	-1.31%	\$ 5,644.88	\$ 5,607.32	-0.67%
MGS-S Customer 3867	\$ 1,624.52	-2.58%	\$ 3,391.09	\$ 3,348.09	-1.27%	\$ 12,184.82	\$ 12,141.82	-0.35%
MGS-S Customer 3868	\$ 8,386.45	-3.81%	\$ 23,594.07	\$ 23,261.85	-1.41%	\$ 70,556.44	\$ 70,224.22	-0.47%
MGS-S Customer 3869	\$ 927.46	-2.10%	\$ 1,542.03	\$ 1,522.14	-1.29%	\$ 4,140.50	\$ 4,120.61	-0.48%
MGS-S Customer 3870	\$ 7,091.27	-3.59%	\$ 21,171.70	\$ 20,907.71	-1.25%	\$ 91,393.58	\$ 91,129.59	-0.29%
MGS-S Customer 3871	\$ 2,023.26	-2.83%	\$ 4,646.44	\$ 4,587.41	-1.27%	\$ 16,111.08	\$ 16,052.05	-0.37%
MGS-S Customer 3872	\$ 7,751.19	-3.61%	\$ 22,500.52	\$ 22,210.28	-1.29%	\$ 61,112.50	\$ 60,822.26	-0.47%
MGS-S Customer 3873	\$ 2,599.38	-3.26%	\$ 6,929.26	\$ 6,841.58	-1.27%	\$ 25,314.51	\$ 25,226.83	-0.35%
MGS-S Customer 3874	\$ 5,132.66	-3.57%	\$ 14,993.08	\$ 14,802.95	-1.27%	\$ 53,154.75	\$ 52,964.62	-0.36%
MGS-S Customer 3875	\$ 1,548.84	-2.50%	\$ 3,101.20	\$ 3,061.42	-1.28%	\$ 9,266.87	\$ 9,227.09	-0.43%
MGS-S Customer 3876	\$ 3,136.61	-3.21%	\$ 8,007.50	\$ 7,903.34	-1.30%	\$ 18,907.68	\$ 18,803.52	-0.55%
MGS-S Customer 3877	\$ 2,545.05	-3.20%	\$ 5,816.69	\$ 5,732.69	-1.44%	\$ 8,421.90	\$ 8,337.90	-1.00%

Customer	Distribution 8/25 Prices	Distribution % Difference	Delivery 1/25 Prices	Delivery 8/25 Prices	Delivery % Difference	Bundled 1/25 Prices	Bundled 8/25 Prices	Bundled % Difference
MGS-S Customer 3878	\$ 1,793.68	-2.98%	\$ 4,297.27	\$ 4,242.24	-1.28%	\$ 13,281.82	\$ 13,226.79	-0.41%
MGS-S Customer 3879	\$ 6,654.38	-3.57%	\$ 19,620.83	\$ 19,374.55	-1.26%	\$ 78,718.00	\$ 78,471.72	-0.31%
MGS-S Customer 3880	\$ 1,404.85	-2.72%	\$ 3,042.36	\$ 3,003.08	-1.29%	\$ 8,206.39	\$ 8,167.11	-0.48%
MGS-S Customer 3881	\$ 2,157.52	-3.13%	\$ 5,455.28	\$ 5,385.49	-1.28%	\$ 17,151.08	\$ 17,081.29	-0.41%
MGS-S Customer 3882	\$ 2,694.11	-3.28%	\$ 7,247.03	\$ 7,155.63	-1.26%	\$ 27,451.82	\$ 27,360.42	-0.33%
MGS-S Customer 3883	\$ 13,073.45	-3.73%	\$ 39,676.20	\$ 39,169.53	-1.28%	\$ 134,697.87	\$ 134,191.20	-0.38%
MGS-S Customer 3884	\$ 2,379.95	-3.20%	\$ 6,100.27	\$ 6,021.58	-1.29%	\$ 16,701.42	\$ 16,622.73	-0.47%
MGS-S Customer 3885	\$ 2,018.82	-3.08%	\$ 5,058.87	\$ 4,994.81	-1.27%	\$ 18,181.82	\$ 18,117.76	-0.35%
MGS-S Customer 3886	\$ 1,863.55	-2.74%	\$ 4,068.08	\$ 4,015.65	-1.29%	\$ 11,177.91	\$ 11,125.48	-0.47%
MGS-S Customer 3887	\$ 9,780.93	-3.67%	\$ 29,757.16	\$ 29,384.78	-1.25%	\$ 123,106.01	\$ 122,733.63	-0.30%
MGS-S Customer 3888	\$ 1,897.00	-3.02%	\$ 4,617.37	\$ 4,558.25	-1.28%	\$ 14,197.24	\$ 14,138.12	-0.42%
MGS-S Customer 3889	\$ 2,297.72	-2.96%	\$ 5,485.87	\$ 5,415.78	-1.28%	\$ 17,489.38	\$ 17,419.29	-0.40%
MGS-S Customer 3890	\$ 5,680.90	-3.52%	\$ 16,101.71	\$ 15,894.50	-1.29%	\$ 46,239.89	\$ 46,032.68	-0.45%
MGS-S Customer 3891	\$ 5,098.47	-3.47%	\$ 14,095.14	\$ 13,911.80	-1.30%	\$ 32,989.78	\$ 32,806.44	-0.56%
MGS-S Customer 3892	\$ 2,096.33	-3.12%	\$ 5,081.95	\$ 5,014.41	-1.33%	\$ 7,015.29	\$ 6,947.75	-0.96%
MGS-S Customer 3893	\$ 1,823.47	-2.99%	\$ 4,448.16	\$ 4,391.97	-1.26%	\$ 16,514.63	\$ 16,458.44	-0.34%
MGS-S Customer 3894	\$ 1,482.94	-2.77%	\$ 3,266.54	\$ 3,224.32	-1.29%	\$ 8,363.84	\$ 8,321.62	-0.50%
MGS-S Customer 3895	\$ 1,266.34	-2.57%	\$ 2,550.92	\$ 2,517.46	-1.31%	\$ 4,690.96	\$ 4,657.50	-0.71%
MGS-S Customer 3896	\$ 1,933.51	-3.04%	\$ 4,695.31	\$ 4,634.71	-1.29%	\$ 12,663.72	\$ 12,603.12	-0.48%
MGS-S Customer 3897	\$ 1,054.98	-2.30%	\$ 1,899.46	\$ 1,874.57	-1.31%	\$ 3,490.70	\$ 3,465.81	-0.71%
MGS-S Customer 3898	\$ 1,837.65	-3.00%	\$ 4,374.62	\$ 4,317.85	-1.30%	\$ 10,713.97	\$ 10,657.20	-0.53%
MGS-S Customer 3899	\$ 1,573.61	-2.83%	\$ 3,525.63	\$ 3,479.82	-1.30%	\$ 8,099.72	\$ 8,053.91	-0.57%
MGS-S Customer 3900	\$ 1,333.34	-2.28%	\$ 2,400.56	\$ 2,369.51	-1.29%	\$ 6,227.14	\$ 6,196.09	-0.50%
MGS-S Customer 3901	\$ 2,725.30	-3.10%	\$ 6,856.65	\$ 6,769.38	-1.27%	\$ 22,967.83	\$ 22,880.56	-0.38%
MGS-S Customer 3902	\$ 2,608.32	-3.07%	\$ 6,414.04	\$ 6,331.46	-1.29%	\$ 18,041.51	\$ 17,958.93	-0.46%
MGS-S Customer 3903	\$ 2,311.31	-3.18%	\$ 5,902.06	\$ 5,826.11	-1.29%	\$ 16,849.55	\$ 16,773.60	-0.45%
MGS-S Customer 3904	\$ 1,660.42	-2.60%	\$ 3,431.77	\$ 3,387.53	-1.29%	\$ 9,410.05	\$ 9,365.81	-0.47%
MGS-S Customer 3905	\$ 2,576.88	-3.07%	\$ 6,426.46	\$ 6,344.95	-1.27%	\$ 22,862.15	\$ 22,780.64	-0.36%
MGS-S Customer 3906	\$ 3,447.05	-3.27%	\$ 8,901.82	\$ 8,785.19	-1.31%	\$ 17,841.81	\$ 17,725.18	-0.65%
MGS-S Customer 3907	\$ 3,772.76	-3.32%	\$ 10,034.12	\$ 9,904.52	-1.29%	\$ 26,693.76	\$ 26,564.16	-0.49%
MGS-S Customer 3908	\$ 2,143.25	-3.13%	\$ 5,359.94	\$ 5,290.67	-1.29%	\$ 14,375.11	\$ 14,305.84	-0.48%
MGS-S Customer 3909	\$ 7,213.60	-3.60%	\$ 20,549.31	\$ 20,280.20	-1.31%	\$ 41,715.51	\$ 41,446.40	-0.65%
MGS-S Customer 3910	\$ 3,382.44	-3.25%	\$ 8,765.24	\$ 8,651.45	-1.30%	\$ 21,142.28	\$ 21,028.49	-0.54%
MGS-S Customer 3911	\$ 5,019.55	-3.47%	\$ 14,127.34	\$ 13,947.04	-1.28%	\$ 45,929.20	\$ 45,748.90	-0.39%
MGS-S Customer 3912	\$ 2,879.25	-3.14%	\$ 7,299.13	\$ 7,205.73	-1.28%	\$ 22,509.91	\$ 22,416.51	-0.41%
MGS-S Customer 3913	\$ 2,049.56	-2.84%	\$ 4,626.23	\$ 4,566.22	-1.30%	\$ 11,384.47	\$ 11,324.46	-0.53%
MGS-S Customer 3914	\$ 3,773.17	-3.46%	\$ 10,720.08	\$ 10,584.95	-1.26%	\$ 41,007.95	\$ 40,872.82	-0.33%
MGS-S Customer 3915	\$ 2,307.85	-3.18%	\$ 5,957.41	\$ 5,881.63	-1.27%	\$ 20,199.69	\$ 20,123.91	-0.38%
MGS-S Customer 3916	\$ 2,639.98	-3.27%	\$ 7,136.54	\$ 7,047.34	-1.25%	\$ 29,987.90	\$ 29,898.70	-0.30%
MGS-S Customer 3917	\$ 2,727.04	-3.11%	\$ 6,844.59	\$ 6,757.18	-1.28%	\$ 21,928.88	\$ 21,841.47	-0.40%

Customer	Distribution 8/25 Prices	Distribution % Difference	Delivery 1/25 Prices	Delivery 8/25 Prices	Delivery % Difference	Bundled 1/25 Prices	Bundled 8/25 Prices	Bundled % Difference
MGS-S Customer 3918	\$ 6,026.57	-3.54%	\$ 17,589.42	\$ 17,368.43	-1.26%	\$ 69,913.04	\$ 69,692.05	-0.32%
MGS-S Customer 3919	\$ 2,672.54	-3.09%	\$ 6,575.42	\$ 6,490.34	-1.29%	\$ 16,845.44	\$ 16,760.36	-0.51%
MGS-S Customer 3920	\$ 16,890.87	-3.82%	\$ 51,723.19	\$ 51,051.55	-1.30%	\$ 201,440.59	\$ 200,768.95	-0.33%
MGS-S Customer 3921	\$ 2,749.13	-3.29%	\$ 7,378.32	\$ 7,284.72	-1.27%	\$ 25,932.68	\$ 25,839.08	-0.36%
MGS-S Customer 3922	\$ 2,167.41	-3.13%	\$ 5,541.21	\$ 5,471.09	-1.27%	\$ 20,176.10	\$ 20,105.98	-0.35%
MGS-S Customer 3923	\$ 2,836.60	-3.26%	\$ 6,977.61	\$ 6,881.92	-1.37%	\$ 24,199.43	\$ 24,103.74	-0.40%
MGS-S Customer 3924	\$ 3,066.81	-3.19%	\$ 7,973.68	\$ 7,872.56	-1.27%	\$ 28,097.80	\$ 27,996.68	-0.36%
MGS-S Customer 3925	\$ 2,664.83	-3.09%	\$ 6,683.03	\$ 6,598.18	-1.27%	\$ 23,182.70	\$ 23,097.85	-0.37%
MGS-S Customer 3926	\$ 1,569.02	-2.84%	\$ 3,568.38	\$ 3,522.48	-1.29%	\$ 10,231.32	\$ 10,185.42	-0.45%
MGS-S Customer 3927	\$ 2,456.65	-3.22%	\$ 6,421.70	\$ 6,339.86	-1.27%	\$ 21,271.18	\$ 21,189.34	-0.38%
MGS-S Customer 3928	\$ 2,026.55	-2.83%	\$ 4,555.56	\$ 4,496.50	-1.30%	\$ 11,301.69	\$ 11,242.63	-0.52%
MGS-S Customer 3929	\$ 2,320.35	-2.97%	\$ 5,419.40	\$ 5,348.44	-1.31%	\$ 10,917.42	\$ 10,846.46	-0.65%
MGS-S Customer 3930	\$ 3,630.37	-3.44%	\$ 10,108.18	\$ 9,978.80	-1.28%	\$ 31,491.60	\$ 31,362.22	-0.41%
MGS-S Customer 3931	\$ 3,199.67	-3.23%	\$ 8,244.99	\$ 8,138.26	-1.29%	\$ 21,389.88	\$ 21,283.15	-0.50%
MGS-S Customer 3932	\$ 3,367.94	-3.26%	\$ 8,934.09	\$ 8,820.72	-1.27%	\$ 31,329.77	\$ 31,216.40	-0.36%
MGS-S Customer 3933	\$ 5,009.59	-3.47%	\$ 13,885.47	\$ 13,705.42	-1.30%	\$ 34,937.41	\$ 34,757.36	-0.52%
MGS-S Customer 3934	\$ 2,841.39	-3.14%	\$ 7,084.48	\$ 6,992.36	-1.30%	\$ 16,777.35	\$ 16,685.23	-0.55%
MGS-S Customer 3935	\$ 2,330.43	-2.97%	\$ 5,629.84	\$ 5,558.47	-1.27%	\$ 19,954.85	\$ 19,883.48	-0.36%
MGS-S Customer 3936	\$ 1,686.41	-2.91%	\$ 3,959.80	\$ 3,909.30	-1.28%	\$ 12,782.55	\$ 12,732.05	-0.40%
MGS-S Customer 3937	\$ 2,624.56	-3.08%	\$ 6,377.27	\$ 6,293.75	-1.31%	\$ 13,118.83	\$ 13,035.31	-0.64%
MGS-S Customer 3938	\$ 2,955.78	-3.17%	\$ 7,425.59	\$ 7,328.79	-1.30%	\$ 16,737.85	\$ 16,641.05	-0.58%
MGS-S Customer 3939	\$ 1,926.21	-2.78%	\$ 4,238.84	\$ 4,183.85	-1.30%	\$ 10,372.51	\$ 10,317.52	-0.53%
MGS-S Customer 3940	\$ 3,269.75	-3.39%	\$ 9,078.03	\$ 8,963.35	-1.26%	\$ 33,720.48	\$ 33,605.80	-0.34%
MGS-S Customer 3941	\$ 1,830.52	-2.72%	\$ 3,928.51	\$ 3,877.39	-1.30%	\$ 9,020.10	\$ 8,968.98	-0.57%
MGS-S Customer 3942	\$ 5,460.93	-3.51%	\$ 15,227.64	\$ 15,028.83	-1.31%	\$ 39,040.19	\$ 38,841.38	-0.51%
MGS-S Customer 3943	\$ 1,669.57	-2.60%	\$ 3,484.03	\$ 3,439.41	-1.28%	\$ 10,648.36	\$ 10,603.74	-0.42%
MGS-S Customer 3944	\$ 6,724.38	-3.90%	\$ 17,324.73	\$ 17,051.99	-1.57%	\$ 22,676.84	\$ 22,404.10	-1.20%
MGS-S Customer 3945	\$ 2,027.77	-2.83%	\$ 4,545.09	\$ 4,485.97	-1.30%	\$ 10,573.64	\$ 10,514.52	-0.56%
MGS-S Customer 3946	\$ 7,168.81	-3.59%	\$ 21,093.82	\$ 20,826.93	-1.27%	\$ 76,607.68	\$ 76,340.79	-0.35%
MGS-S Customer 3947	\$ 2,282.72	-3.17%	\$ 5,889.91	\$ 5,815.15	-1.27%	\$ 20,559.65	\$ 20,484.89	-0.36%
MGS-S Customer 3948	\$ 1,567.95	-2.84%	\$ 3,601.90	\$ 3,556.05	-1.27%	\$ 12,079.01	\$ 12,033.16	-0.38%
MGS-S Customer 3949	\$ 3,756.61	-3.32%	\$ 10,138.87	\$ 10,009.81	-1.27%	\$ 34,044.09	\$ 33,915.03	-0.38%
MGS-S Customer 3950	\$ 3,291.94	-3.24%	\$ 8,596.64	\$ 8,486.24	-1.28%	\$ 25,471.10	\$ 25,360.70	-0.43%
MGS-S Customer 3951	\$ 2,114.65	-3.11%	\$ 5,254.32	\$ 5,186.38	-1.29%	\$ 13,739.54	\$ 13,671.60	-0.49%
MGS-S Customer 3952	\$ 2,119.75	-2.88%	\$ 4,846.38	\$ 4,783.59	-1.30%	\$ 12,150.11	\$ 12,087.32	-0.52%
MGS-S Customer 3953	\$ 2,271.99	-3.17%	\$ 5,827.17	\$ 5,752.84	-1.28%	\$ 18,998.46	\$ 18,924.13	-0.39%
MGS-S Customer 3954	\$ 3,014.18	-3.18%	\$ 7,672.44	\$ 7,573.46	-1.29%	\$ 20,854.70	\$ 20,755.72	-0.47%
MGS-S Customer 3955	\$ 2,231.05	-2.93%	\$ 5,278.77	\$ 5,211.39	-1.28%	\$ 17,049.98	\$ 16,982.60	-0.40%
MGS-S Customer 3956	\$ 2,852.74	-3.14%	\$ 7,249.44	\$ 7,156.92	-1.28%	\$ 23,457.06	\$ 23,364.54	-0.39%
MGS-S Customer 3957	\$ 2,980.13	-3.17%	\$ 7,521.83	\$ 7,424.15	-1.30%	\$ 18,194.63	\$ 18,096.95	-0.54%

Customer	Distribution 8/25 Prices	Distribution % Difference	Delivery 1/25 Prices	Delivery 8/25 Prices	Delivery % Difference	Bundled 1/25 Prices	Bundled 8/25 Prices	Bundled % Difference
MGS-S Customer 3958	\$ 1,293.61	-2.60%	\$ 2,663.13	\$ 2,628.56	-1.30%	\$ 6,251.35	\$ 6,216.78	-0.55%
MGS-S Customer 3959	\$ 1,760.43	-2.67%	\$ 3,754.11	\$ 3,705.75	-1.29%	\$ 10,517.60	\$ 10,469.24	-0.46%
MGS-S Customer 3960	\$ 3,940.92	-3.34%	\$ 10,559.69	\$ 10,423.61	-1.29%	\$ 28,851.02	\$ 28,714.94	-0.47%
MGS-S Customer 3961	\$ 1,843.26	-3.00%	\$ 4,480.43	\$ 4,423.47	-1.27%	\$ 15,288.06	\$ 15,231.10	-0.37%
MGS-S Customer 3962	\$ 2,139.93	-2.88%	\$ 4,887.70	\$ 4,824.21	-1.30%	\$ 11,496.71	\$ 11,433.22	-0.55%
MGS-S Customer 3963	\$ 2,608.50	-3.26%	\$ 6,938.34	\$ 6,850.44	-1.27%	\$ 24,790.90	\$ 24,703.00	-0.35%
MGS-S Customer 3964	\$ 1,301.05	-2.61%	\$ 2,661.09	\$ 2,626.25	-1.31%	\$ 5,099.71	\$ 5,064.87	-0.68%
MGS-S Customer 3965	\$ 1,028.72	-2.27%	\$ 1,834.97	\$ 1,811.04	-1.30%	\$ 3,906.68	\$ 3,882.75	-0.61%
MGS-S Customer 3966	\$ 4,017.00	-3.36%	\$ 10,954.66	\$ 10,815.15	-1.27%	\$ 36,449.17	\$ 36,309.66	-0.38%
MGS-S Customer 3967	\$ 1,062.24	-2.33%	\$ 1,972.22	\$ 1,946.82	-1.29%	\$ 5,537.82	\$ 5,512.42	-0.46%
MGS-S Customer 3968	\$ 2,066.95	-3.10%	\$ 5,201.02	\$ 5,134.96	-1.27%	\$ 18,033.29	\$ 17,967.23	-0.37%
MGS-S Customer 3969	\$ 2,682.21	-3.10%	\$ 6,692.02	\$ 6,606.22	-1.28%	\$ 20,431.08	\$ 20,345.28	-0.42%
MGS-S Customer 3970	\$ 16,814.24	-3.76%	\$ 52,909.78	\$ 52,252.02	-1.24%	\$ 236,268.69	\$ 235,610.93	-0.28%
MGS-S Customer 3971	\$ 1,897.66	-3.02%	\$ 4,545.71	\$ 4,486.52	-1.30%	\$ 10,415.43	\$ 10,356.24	-0.57%
MGS-S Customer 3972	\$ 17,986.83	-3.77%	\$ 56,044.75	\$ 55,340.20	-1.26%	\$ 220,812.96	\$ 220,108.41	-0.32%
MGS-S Customer 3973	\$ 4,284.07	-3.39%	\$ 11,738.73	\$ 11,588.45	-1.28%	\$ 36,146.82	\$ 35,996.54	-0.42%
MGS-S Customer 3974	\$ 729.63	-1.61%	\$ 901.34	\$ 889.39	-1.33%	\$ 1,259.90	\$ 1,247.95	-0.95%
MGS-S Customer 3975	\$ 653.27	-1.34%	\$ 753.74	\$ 744.90	-1.17%	\$ 5,245.67	\$ 5,236.83	-0.17%
MGS-S Customer 3976	\$ 1,741.97	-2.95%	\$ 4,152.66	\$ 4,099.63	-1.28%	\$ 13,487.32	\$ 13,434.29	-0.39%
MGS-S Customer 3977	\$ 6,697.49	-3.72%	\$ 18,619.45	\$ 18,360.53	-1.39%	\$ 53,282.48	\$ 53,023.56	-0.49%
MGS-S Customer 3978	\$ 1,570.19	-2.82%	\$ 3,501.73	\$ 3,456.13	-1.30%	\$ 7,592.37	\$ 7,546.77	-0.60%
MGS-S Customer 3979	\$ 1,179.05	-2.47%	\$ 2,307.55	\$ 2,277.62	-1.30%	\$ 5,466.94	\$ 5,437.01	-0.55%
MGS-S Customer 3980	\$ 5,459.75	-3.50%	\$ 15,595.76	\$ 15,397.67	-1.27%	\$ 54,152.89	\$ 53,954.80	-0.37%
MGS-S Customer 3981	\$ 3,972.65	-3.35%	\$ 11,011.60	\$ 10,873.73	-1.25%	\$ 45,510.09	\$ 45,372.22	-0.30%
MGS-S Customer 3982	\$ 6,509.63	-3.56%	\$ 18,825.72	\$ 18,585.21	-1.28%	\$ 60,180.03	\$ 59,939.52	-0.40%
MGS-S Customer 3983	\$ 1,146.56	-2.46%	\$ 2,194.85	\$ 2,165.93	-1.32%	\$ 3,895.09	\$ 3,866.17	-0.74%
MGS-S Customer 3984	\$ 5,606.46	-3.50%	\$ 16,279.14	\$ 16,075.52	-1.25%	\$ 67,583.53	\$ 67,379.91	-0.30%
MGS-S Customer 3985	\$ 3,684.56	-3.31%	\$ 9,954.17	\$ 9,828.05	-1.27%	\$ 35,550.03	\$ 35,423.91	-0.35%
MGS-S Customer 3986	\$ 2,882.70	-3.15%	\$ 7,240.60	\$ 7,146.90	-1.29%	\$ 18,671.54	\$ 18,577.84	-0.50%
MGS-S Customer 3987	\$ 1,827.66	-2.99%	\$ 4,432.63	\$ 4,376.28	-1.27%	\$ 15,145.88	\$ 15,089.53	-0.37%
MGS-S Customer 3988	\$ 1,065.91	-2.33%	\$ 1,963.91	\$ 1,938.46	-1.30%	\$ 4,802.91	\$ 4,777.46	-0.53%
MGS-S Customer 3989	\$ 2,542.41	-3.05%	\$ 6,239.81	\$ 6,159.81	-1.28%	\$ 18,904.79	\$ 18,824.79	-0.42%
MGS-S Customer 3990	\$ 8,179.61	-3.63%	\$ 24,174.16	\$ 23,866.30	-1.27%	\$ 80,611.27	\$ 80,303.41	-0.38%
MGS-S Customer 3991	\$ 721.79	-1.59%	\$ 878.04	\$ 866.41	-1.32%	\$ 1,261.97	\$ 1,250.34	-0.92%
MGS-S Customer 3992	\$ 2,093.93	-3.11%	\$ 5,201.83	\$ 5,134.70	-1.29%	\$ 14,123.88	\$ 14,056.75	-0.48%
MGS-S Customer 3993	\$ 13,308.65	-3.73%	\$ 40,822.91	\$ 40,307.74	-1.26%	\$ 153,349.77	\$ 152,834.60	-0.34%
MGS-S Customer 3994	\$ 2,671.36	-3.09%	\$ 6,562.60	\$ 6,477.45	-1.30%	\$ 16,096.76	\$ 16,011.61	-0.53%
MGS-S Customer 3995	\$ 6,447.65	-3.57%	\$ 18,690.11	\$ 18,451.72	-1.28%	\$ 61,648.68	\$ 61,410.29	-0.39%
MGS-S Customer 3996	\$ 3,240.61	-3.38%	\$ 8,772.54	\$ 8,659.07	-1.29%	\$ 22,815.77	\$ 22,702.30	-0.50%
MGS-S Customer 3997	\$ 2,143.36	-3.13%	\$ 5,390.46	\$ 5,321.30	-1.28%	\$ 16,143.59	\$ 16,074.43	-0.43%

Internal Use

Customer	Distribution 8/25 Prices	Distribution % Difference	Delivery 1/25 Prices	Delivery 8/25 Prices	Delivery % Difference	Bundled 1/25 Prices	Bundled 8/25 Prices	Bundled % Difference
MGS-S Customer 3998	\$ 3,397.88	-3.41%	\$ 9,242.52	\$ 9,122.43	-1.30%	\$ 22,401.12	\$ 22,281.03	-0.54%
MGS-S Customer 3999	\$ 5,307.30	-3.49%	\$ 14,968.84	\$ 14,776.89	-1.28%	\$ 45,352.46	\$ 45,160.51	-0.42%
MGS-S Customer 4000	\$ 2,459.26	-3.22%	\$ 6,469.91	\$ 6,388.03	-1.27%	\$ 23,461.95	\$ 23,380.07	-0.35%
MGS-S Customer 4001	\$ 2,425.08	-3.21%	\$ 6,235.70	\$ 6,155.21	-1.29%	\$ 16,817.77	\$ 16,737.28	-0.48%
MGS-S Customer 4002	\$ 1,652.22	-2.89%	\$ 3,790.69	\$ 3,741.50	-1.30%	\$ 9,199.70	\$ 9,150.51	-0.53%
MGS-S Customer 4003	\$ 7,921.19	-3.62%	\$ 23,413.60	\$ 23,116.25	-1.27%	\$ 81,016.20	\$ 80,718.85	-0.37%
MGS-S Customer 4004	\$ 2,270.25	-2.95%	\$ 5,275.89	\$ 5,206.85	-1.31%	\$ 10,903.60	\$ 10,834.56	-0.63%
MGS-S Customer 4005	\$ 1,119.01	-2.42%	\$ 2,399.40	\$ 2,371.60	-1.16%	\$ 18,228.46	\$ 18,200.66	-0.15%
MGS-S Customer 4006	\$ 1,383.64	-2.70%	\$ 2,959.75	\$ 2,921.37	-1.30%	\$ 7,329.19	\$ 7,290.81	-0.52%
MGS-S Customer 4007	\$ 1,721.13	-2.93%	\$ 4,003.31	\$ 3,951.31	-1.30%	\$ 9,558.35	\$ 9,506.35	-0.54%
MGS-S Customer 4008	\$ 4,111.25	-3.49%	\$ 11,643.86	\$ 11,495.13	-1.28%	\$ 37,268.52	\$ 37,119.79	-0.40%
MGS-S Customer 4009	\$ 6,870.68	-3.58%	\$ 20,398.54	\$ 20,143.56	-1.25%	\$ 85,665.95	\$ 85,410.97	-0.30%
MGS-S Customer 4010	\$ 2,038.27	-3.08%	\$ 4,930.19	\$ 4,865.48	-1.31%	\$ 9,194.51	\$ 9,129.80	-0.70%
MGS-S Customer 4011	\$ 2,673.12	-3.27%	\$ 6,900.46	\$ 6,810.07	-1.31%	\$ 13,628.30	\$ 13,537.91	-0.66%
MGS-S Customer 4012	\$ 3,884.99	-3.34%	\$ 10,568.06	\$ 10,433.80	-1.27%	\$ 36,483.06	\$ 36,348.80	-0.37%
MGS-S Customer 4013	\$ 2,903.54	-3.16%	\$ 7,485.96	\$ 7,391.32	-1.26%	\$ 27,614.65	\$ 27,520.01	-0.34%
MGS-S Customer 4014	\$ 4,941.96	-3.46%	\$ 13,904.20	\$ 13,727.32	-1.27%	\$ 46,958.39	\$ 46,781.51	-0.38%
MGS-S Customer 4015	\$ 1,838.65	-3.00%	\$ 4,533.34	\$ 4,476.49	-1.25%	\$ 18,403.46	\$ 18,346.61	-0.31%
MGS-S Customer 4016	\$ 5,765.69	-3.52%	\$ 16,324.16	\$ 16,113.77	-1.29%	\$ 45,420.26	\$ 45,209.87	-0.46%
MGS-S Customer 4017	\$ 1,491.27	-2.45%	\$ 2,907.83	\$ 2,870.38	-1.29%	\$ 8,145.68	\$ 8,108.23	-0.46%
MGS-S Customer 4018	\$ 11,030.66	-3.85%	\$ 31,858.41	\$ 31,417.20	-1.38%	\$ 94,200.67	\$ 93,759.46	-0.47%
MGS-S Customer 4019	\$ 13,497.79	-3.73%	\$ 41,713.08	\$ 41,189.80	-1.25%	\$ 168,737.71	\$ 168,214.43	-0.31%
MGS-S Customer 4020	\$ 5,468.66	-3.50%	\$ 15,429.77	\$ 15,231.51	-1.28%	\$ 45,001.21	\$ 44,802.95	-0.44%
MGS-S Customer 4021	\$ 1,490.23	-2.79%	\$ 3,252.03	\$ 3,209.32	-1.31%	\$ 6,101.08	\$ 6,058.37	-0.70%
MGS-S Customer 4022	\$ 1,731.91	-2.95%	\$ 4,108.54	\$ 4,055.89	-1.28%	\$ 12,701.17	\$ 12,648.52	-0.41%
MGS-S Customer 4023	\$ 4,298.09	-3.39%	\$ 11,831.44	\$ 11,680.69	-1.27%	\$ 38,953.06	\$ 38,802.31	-0.39%
MGS-S Customer 4024	\$ 2,853.98	-3.32%	\$ 7,727.83	\$ 7,629.95	-1.27%	\$ 27,765.11	\$ 27,667.23	-0.35%
MGS-S Customer 4025	\$ 3,750.70	-3.45%	\$ 10,511.94	\$ 10,377.79	-1.28%	\$ 34,088.88	\$ 33,954.73	-0.39%
MGS-S Customer 4026	\$ 663.59	-1.38%	\$ 695.13	\$ 685.86	-1.33%	\$ 777.40	\$ 768.13	-1.19%
MGS-S Customer 4027	\$ 4,386.52	-3.40%	\$ 11,891.23	\$ 11,736.78	-1.30%	\$ 28,541.73	\$ 28,387.28	-0.54%
MGS-S Customer 4028	\$ 2,090.90	-2.86%	\$ 4,804.27	\$ 4,742.63	-1.28%	\$ 14,260.73	\$ 14,199.09	-0.43%
MGS-S Customer 4029	\$ 1,585.67	-2.84%	\$ 3,549.69	\$ 3,503.37	-1.30%	\$ 7,444.48	\$ 7,398.16	-0.62%
MGS-S Customer 4030	\$ 2,122.90	-3.11%	\$ 5,322.27	\$ 5,254.10	-1.28%	\$ 16,172.29	\$ 16,104.12	-0.42%
MGS-S Customer 4031	\$ 2,490.00	-3.03%	\$ 6,092.70	\$ 6,014.79	-1.28%	\$ 19,246.73	\$ 19,168.82	-0.40%
MGS-S Customer 4032	\$ 1,921.70	-2.78%	\$ 4,315.63	\$ 4,260.78	-1.27%	\$ 14,764.59	\$ 14,709.74	-0.37%
MGS-S Customer 4033	\$ 2,043.12	-2.84%	\$ 4,630.67	\$ 4,570.93	-1.29%	\$ 12,581.82	\$ 12,522.08	-0.47%
MGS-S Customer 4034	\$ 2,310.62	-3.18%	\$ 5,901.67	\$ 5,825.78	-1.29%	\$ 17,008.10	\$ 16,932.21	-0.45%
MGS-S Customer 4035	\$ 2,389.68	-3.20%	\$ 6,080.04	\$ 6,000.94	-1.30%	\$ 14,177.33	\$ 14,098.23	-0.56%
MGS-S Customer 4036	\$ 3,418.13	-3.27%	\$ 8,964.63	\$ 8,849.20	-1.29%	\$ 25,327.19	\$ 25,211.76	-0.46%
MGS-S Customer 4037	\$ 3,026.67	-3.35%	\$ 8,367.28	\$ 8,262.46	-1.25%	\$ 34,257.71	\$ 34,152.89	-0.31%

Internal Use

Customer	Distribution 8/25 Prices	Distribution % Difference	Delivery 1/25 Prices	Delivery 8/25 Prices	Delivery % Difference	Bundled 1/25 Prices	Bundled 8/25 Prices	Bundled % Difference
MGS-S Customer 4038	\$ 2,166.13	-2.90%	\$ 5,053.68	\$ 4,989.00	-1.28%	\$ 15,603.30	\$ 15,538.62	-0.41%
MGS-S Customer 4039	\$ 2,024.23	-2.83%	\$ 4,603.91	\$ 4,544.93	-1.28%	\$ 14,044.49	\$ 13,985.51	-0.42%
MGS-S Customer 4040	\$ 8,415.72	-3.64%	\$ 24,733.19	\$ 24,415.56	-1.28%	\$ 73,053.01	\$ 72,735.38	-0.43%
MGS-S Customer 4041	\$ 2,299.57	-3.18%	\$ 5,937.77	\$ 5,862.21	-1.27%	\$ 20,179.59	\$ 20,104.03	-0.37%
MGS-S Customer 4042	\$ 2,348.90	-2.98%	\$ 5,633.51	\$ 5,561.29	-1.28%	\$ 17,146.72	\$ 17,074.50	-0.42%
MGS-S Customer 4043	\$ 1,858.49	-2.73%	\$ 4,034.26	\$ 3,982.00	-1.30%	\$ 10,177.07	\$ 10,124.81	-0.51%
MGS-S Customer 4044	\$ 3,104.58	-3.18%	\$ 7,762.04	\$ 7,659.93	-1.32%	\$ 13,228.41	\$ 13,126.30	-0.77%
MGS-S Customer 4045	\$ 4,150.81	-3.37%	\$ 11,208.88	\$ 11,064.20	-1.29%	\$ 29,911.56	\$ 29,766.88	-0.48%
MGS-S Customer 4046	\$ 3,251.21	-3.23%	\$ 8,490.14	\$ 8,381.53	-1.28%	\$ 26,509.52	\$ 26,400.91	-0.41%
MGS-S Customer 4047	\$ 6,627.41	-3.57%	\$ 19,356.38	\$ 19,111.04	-1.27%	\$ 69,120.49	\$ 68,875.15	-0.35%
MGS-S Customer 4048	\$ 2,462.21	-3.23%	\$ 6,418.71	\$ 6,336.62	-1.28%	\$ 20,256.38	\$ 20,174.29	-0.41%
MGS-S Customer 4049	\$ 2,944.12	-3.17%	\$ 7,388.55	\$ 7,292.24	-1.30%	\$ 16,651.91	\$ 16,555.60	-0.58%
MGS-S Customer 4050	\$ 2,191.05	-2.91%	\$ 5,129.04	\$ 5,063.29	-1.28%	\$ 15,523.83	\$ 15,458.08	-0.42%
MGS-S Customer 4051	\$ 4,413.92	-3.52%	\$ 12,191.37	\$ 12,030.30	-1.32%	\$ 19,549.95	\$ 19,388.88	-0.82%
MGS-S Customer 4052	\$ 4,819.33	-3.45%	\$ 13,692.74	\$ 13,520.67	-1.26%	\$ 54,216.12	\$ 54,044.05	-0.32%
MGS-S Customer 4053	\$ 3,424.80	-3.26%	\$ 8,982.92	\$ 8,867.41	-1.29%	\$ 25,729.40	\$ 25,613.89	-0.45%
MGS-S Customer 4054	\$ 1,565.52	-2.84%	\$ 3,618.48	\$ 3,572.71	-1.26%	\$ 13,238.22	\$ 13,192.45	-0.35%
MGS-S Customer 4055	\$ 1,882.64	-2.75%	\$ 4,111.63	\$ 4,058.34	-1.30%	\$ 10,308.26	\$ 10,254.97	-0.52%
MGS-S Customer 4056	\$ 4,185.83	-3.38%	\$ 11,698.20	\$ 11,551.69	-1.25%	\$ 48,198.59	\$ 48,052.08	-0.30%
MGS-S Customer 4057	\$ 11,490.30	-3.70%	\$ 34,696.72	\$ 34,254.71	-1.27%	\$ 115,549.69	\$ 115,107.68	-0.38%
MGS-S Customer 4058	\$ 2,088.13	-2.86%	\$ 4,745.22	\$ 4,683.69	-1.30%	\$ 11,710.73	\$ 11,649.20	-0.53%
MGS-S Customer 4059	\$ 2,648.59	-3.08%	\$ 6,448.36	\$ 6,364.19	-1.31%	\$ 13,889.21	\$ 13,805.04	-0.61%
MGS-S Customer 4060	\$ 3,709.88	-3.62%	\$ 8,958.28	\$ 8,818.75	-1.56%	\$ 18,716.40	\$ 18,576.87	-0.75%
MGS-S Customer 4061	\$ 1,923.40	-2.78%	\$ 4,223.73	\$ 4,168.70	-1.30%	\$ 9,671.82	\$ 9,616.79	-0.57%
MGS-S Customer 4062	\$ 5,214.43	-3.48%	\$ 14,724.94	\$ 14,536.87	-1.28%	\$ 47,184.96	\$ 46,996.89	-0.40%
MGS-S Customer 4063	\$ 2,194.29	-2.92%	\$ 4,986.04	\$ 4,920.14	-1.32%	\$ 7,831.32	\$ 7,765.42	-0.84%
MGS-S Customer 4064	\$ 2,499.97	-3.04%	\$ 6,117.31	\$ 6,038.96	-1.28%	\$ 18,907.07	\$ 18,828.72	-0.41%
MGS-S Customer 4065	\$ 2,453.48	-3.02%	\$ 6,006.90	\$ 5,930.46	-1.27%	\$ 20,321.05	\$ 20,244.61	-0.38%
MGS-S Customer 4066	\$ 3,083.88	-3.20%	\$ 8,025.51	\$ 7,923.69	-1.27%	\$ 28,163.34	\$ 28,061.52	-0.36%
MGS-S Customer 4067	\$ 4,788.32	-3.45%	\$ 13,300.62	\$ 13,129.51	-1.29%	\$ 38,456.91	\$ 38,285.80	-0.44%
MGS-S Customer 4068	\$ 1,605.49	-2.88%	\$ 3,610.42	\$ 3,562.85	-1.32%	\$ 6,435.02	\$ 6,387.45	-0.74%
MGS-S Customer 4069	\$ 2,164.58	-3.14%	\$ 5,373.87	\$ 5,303.78	-1.30%	\$ 12,011.79	\$ 11,941.70	-0.58%
MGS-S Customer 4070	\$ 2,202.44	-2.95%	\$ 5,086.55	\$ 5,019.71	-1.31%	\$ 12,317.15	\$ 12,250.31	-0.54%
MGS-S Customer 4071	\$ 1,205.99	-2.10%	\$ 2,015.13	\$ 1,989.23	-1.29%	\$ 5,813.25	\$ 5,787.35	-0.45%
MGS-S Customer 4072	\$ 5,888.03	-3.53%	\$ 16,801.84	\$ 16,586.65	-1.28%	\$ 51,528.85	\$ 51,313.66	-0.42%
MGS-S Customer 4073	\$ 12,489.40	-3.72%	\$ 38,851.54	\$ 38,369.39	-1.24%	\$ 175,931.38	\$ 175,449.23	-0.27%
MGS-S Customer 4074	\$ 3,597.80	-3.44%	\$ 10,087.17	\$ 9,959.08	-1.27%	\$ 35,200.72	\$ 35,072.63	-0.36%
MGS-S Customer 4075	\$ 7,657.41	-3.61%	\$ 22,633.71	\$ 22,347.28	-1.27%	\$ 81,742.65	\$ 81,456.22	-0.35%
MGS-S Customer 4076	\$ 1,937.74	-3.04%	\$ 4,758.55	\$ 4,697.73	-1.28%	\$ 15,078.73	\$ 15,017.91	-0.40%
MGS-S Customer 4077	\$ 1,919.55	-3.03%	\$ 4,727.15	\$ 4,667.09	-1.27%	\$ 16,254.41	\$ 16,194.35	-0.37%

Customer	Distribution 8/25 Prices	Distribution % Difference	Delivery 1/25 Prices	Delivery 8/25 Prices	Delivery % Difference	Bundled 1/25 Prices	Bundled 8/25 Prices	Bundled % Difference
MGS-S Customer 4078	\$ 3,290.21	-3.40%	\$ 8,866.94	\$ 8,751.30	-1.30%	\$ 19,789.40	\$ 19,673.76	-0.58%
MGS-S Customer 4079	\$ 2,470.90	-3.02%	\$ 6,055.18	\$ 5,978.13	-1.27%	\$ 20,408.52	\$ 20,331.47	-0.38%
MGS-S Customer 4080	\$ 2,239.56	-3.15%	\$ 5,481.82	\$ 5,408.86	-1.33%	\$ 6,693.47	\$ 6,620.51	-1.09%
MGS-S Customer 4081	\$ 1,601.99	-2.87%	\$ 3,688.03	\$ 3,640.77	-1.28%	\$ 11,256.17	\$ 11,208.91	-0.42%
MGS-S Customer 4082	\$ 2,191.99	-2.92%	\$ 5,140.11	\$ 5,074.26	-1.28%	\$ 15,804.68	\$ 15,738.83	-0.42%
MGS-S Customer 4083	\$ 1,136.26	-2.43%	\$ 2,162.64	\$ 2,134.38	-1.31%	\$ 4,421.98	\$ 4,393.72	-0.64%
MGS-S Customer 4084	\$ 1,102.02	-2.37%	\$ 2,062.43	\$ 2,035.63	-1.30%	\$ 4,653.82	\$ 4,627.02	-0.58%
MGS-S Customer 4085	\$ 3,923.10	-3.34%	\$ 10,717.62	\$ 10,582.06	-1.26%	\$ 38,881.33	\$ 38,745.77	-0.35%
MGS-S Customer 4086	\$ 2,486.41	-3.32%	\$ 5,396.61	\$ 5,311.22	-1.58%	\$ 7,670.46	\$ 7,585.07	-1.11%
MGS-S Customer 4087	\$ 3,177.68	-3.21%	\$ 8,249.75	\$ 8,144.22	-1.28%	\$ 25,662.73	\$ 25,557.20	-0.41%
MGS-S Customer 4088	\$ 6,387.47	-3.64%	\$ 17,695.72	\$ 17,454.18	-1.36%	\$ 38,880.20	\$ 38,638.66	-0.62%
MGS-S Customer 4089	\$ 1,629.42	-2.58%	\$ 3,316.25	\$ 3,273.17	-1.30%	\$ 8,005.63	\$ 7,962.55	-0.54%
MGS-S Customer 4090	\$ 2,100.09	-2.88%	\$ 4,808.64	\$ 4,746.46	-1.29%	\$ 12,725.06	\$ 12,662.88	-0.49%
MGS-S Customer 4091	\$ 1,995.91	-3.07%	\$ 4,936.63	\$ 4,873.49	-1.28%	\$ 15,467.17	\$ 15,404.03	-0.41%
MGS-S Customer 4092	\$ 1,898.77	-2.76%	\$ 4,177.20	\$ 4,123.25	-1.29%	\$ 11,179.85	\$ 11,125.90	-0.48%
MGS-S Customer 4093	\$ 5,464.68	-3.50%	\$ 15,536.34	\$ 15,338.35	-1.27%	\$ 51,186.60	\$ 50,988.61	-0.39%
MGS-S Customer 4094	\$ 3,418.44	-3.27%	\$ 9,069.38	\$ 8,953.81	-1.27%	\$ 30,221.87	\$ 30,106.30	-0.38%
MGS-S Customer 4095	\$ 17,324.88	-3.78%	\$ 51,974.08	\$ 51,293.44	-1.31%	\$ 121,245.29	\$ 120,564.65	-0.56%
MGS-S Customer 4096	\$ 3,291.35	-3.24%	\$ 8,644.54	\$ 8,534.32	-1.28%	\$ 28,313.09	\$ 28,202.87	-0.39%
MGS-S Customer 4097	\$ 4,118.84	-3.38%	\$ 11,325.79	\$ 11,181.88	-1.27%	\$ 39,242.69	\$ 39,098.78	-0.37%
MGS-S Customer 4098	\$ 3,465.37	-3.27%	\$ 9,104.67	\$ 8,987.54	-1.29%	\$ 25,874.01	\$ 25,756.88	-0.45%
MGS-S Customer 4099	\$ 3,768.06	-3.33%	\$ 10,071.30	\$ 9,941.50	-1.29%	\$ 28,289.50	\$ 28,159.70	-0.46%
MGS-S Customer 4100	\$ 1,977.58	-2.81%	\$ 4,416.22	\$ 4,359.13	-1.29%	\$ 11,564.67	\$ 11,507.58	-0.49%
MGS-S Customer 4101	\$ 1,669.79	-2.60%	\$ 3,448.39	\$ 3,403.76	-1.29%	\$ 8,818.78	\$ 8,774.15	-0.51%
MGS-S Customer 4102	\$ 2,000.13	-2.82%	\$ 4,487.96	\$ 4,429.95	-1.29%	\$ 11,791.24	\$ 11,733.23	-0.49%
MGS-S Customer 4103	\$ 1,714.12	-2.64%	\$ 3,614.30	\$ 3,567.81	-1.29%	\$ 10,395.28	\$ 10,348.79	-0.45%
MGS-S Customer 4104	\$ 2,248.04	-2.94%	\$ 5,295.25	\$ 5,227.23	-1.28%	\$ 15,489.97	\$ 15,421.95	-0.44%
MGS-S Customer 4105	\$ 2,831.79	-3.13%	\$ 7,059.70	\$ 6,968.10	-1.30%	\$ 17,270.30	\$ 17,178.70	-0.53%
MGS-S Customer 4106	\$ 4,076.70	-3.36%	\$ 10,952.30	\$ 10,810.44	-1.30%	\$ 27,634.80	\$ 27,492.94	-0.51%
MGS-S Customer 4107	\$ 2,403.55	-3.21%	\$ 6,110.73	\$ 6,030.99	-1.30%	\$ 13,461.20	\$ 13,381.46	-0.59%
MGS-S Customer 4108	\$ 1,694.78	-2.62%	\$ 3,491.19	\$ 3,445.65	-1.30%	\$ 7,508.81	\$ 7,463.27	-0.61%
MGS-S Customer 4109	\$ 1,838.29	-2.72%	\$ 3,990.35	\$ 3,938.92	-1.29%	\$ 10,980.66	\$ 10,929.23	-0.47%
MGS-S Customer 4110	\$ 2,023.59	-2.83%	\$ 4,532.07	\$ 4,473.18	-1.30%	\$ 10,698.99	\$ 10,640.10	-0.55%
MGS-S Customer 4111	\$ 6,588.64	-3.57%	\$ 19,235.33	\$ 18,991.35	-1.27%	\$ 68,304.72	\$ 68,060.74	-0.36%
MGS-S Customer 4112	\$ 9,615.77	-3.67%	\$ 28,494.47	\$ 28,128.27	-1.29%	\$ 83,190.20	\$ 82,824.00	-0.44%
MGS-S Customer 4113	\$ 2,011.79	-3.07%	\$ 5,012.82	\$ 4,948.99	-1.27%	\$ 16,805.17	\$ 16,741.34	-0.38%
MGS-S Customer 4114	\$ 4,394.34	-3.40%	\$ 11,707.80	\$ 11,552.97	-1.32%	\$ 18,035.38	\$ 17,880.55	-0.86%
MGS-S Customer 4115	\$ 1,994.79	-3.04%	\$ 4,814.40	\$ 4,751.77	-1.30%	\$ 10,619.45	\$ 10,556.82	-0.59%
MGS-S Customer 4116	\$ 1,905.46	-2.76%	\$ 4,185.64	\$ 4,131.61	-1.29%	\$ 11,078.02	\$ 11,023.99	-0.49%
MGS-S Customer 4117	\$ 5,997.47	-3.53%	\$ 17,145.37	\$ 16,925.66	-1.28%	\$ 52,260.88	\$ 52,041.17	-0.42%

Internal Use

Customer	Distribution 8/25 Prices	Distribution % Difference	Delivery 1/25 Prices	Delivery 8/25 Prices	Delivery % Difference	Bundled 1/25 Prices	Bundled 8/25 Prices	Bundled % Difference
MGS-S Customer 4118	\$ 2,588.80	-3.06%	\$ 6,351.27	\$ 6,269.51	-1.29%	\$ 17,878.19	\$ 17,796.43	-0.46%
MGS-S Customer 4119	\$ 3,857.24	-3.47%	\$ 10,894.74	\$ 10,756.23	-1.27%	\$ 37,323.81	\$ 37,185.30	-0.37%
MGS-S Customer 4120	\$ 1,208.31	-2.52%	\$ 2,407.56	\$ 2,376.35	-1.30%	\$ 5,887.69	\$ 5,856.48	-0.53%
MGS-S Customer 4121	\$ 2,405.65	-3.00%	\$ 5,759.98	\$ 5,685.65	-1.29%	\$ 15,518.10	\$ 15,443.77	-0.48%
MGS-S Customer 4122	\$ 2,117.01	-3.12%	\$ 5,188.07	\$ 5,119.99	-1.31%	\$ 9,970.12	\$ 9,902.04	-0.68%
MGS-S Customer 4123	\$ 1,850.47	-3.00%	\$ 4,461.58	\$ 4,404.30	-1.28%	\$ 13,209.15	\$ 13,151.87	-0.43%
MGS-S Customer 4124	\$ 1,479.84	-2.45%	\$ 2,871.48	\$ 2,834.36	-1.29%	\$ 7,686.44	\$ 7,649.32	-0.48%
MGS-S Customer 4125	\$ 4,654.59	-3.43%	\$ 12,988.82	\$ 12,823.32	-1.27%	\$ 43,181.85	\$ 43,016.35	-0.38%
MGS-S Customer 4126	\$ 5,163.35	-3.48%	\$ 14,451.19	\$ 14,265.13	-1.29%	\$ 40,942.08	\$ 40,756.02	-0.45%
MGS-S Customer 4127	\$ 13,124.04	-3.74%	\$ 39,885.21	\$ 39,375.47	-1.28%	\$ 132,000.01	\$ 131,490.27	-0.39%
MGS-S Customer 4128	\$ 2,822.15	-3.13%	\$ 7,103.29	\$ 7,011.99	-1.29%	\$ 20,659.87	\$ 20,568.57	-0.44%
MGS-S Customer 4129	\$ 4,939.07	-3.46%	\$ 13,904.01	\$ 13,727.10	-1.27%	\$ 47,008.48	\$ 46,831.57	-0.38%
MGS-S Customer 4130	\$ 1,897.57	-2.75%	\$ 4,225.74	\$ 4,172.06	-1.27%	\$ 14,335.79	\$ 14,282.11	-0.37%
MGS-S Customer 4131	\$ 1,061.01	-2.34%	\$ 1,952.39	\$ 1,926.95	-1.30%	\$ 4,503.10	\$ 4,477.66	-0.56%
MGS-S Customer 4132	\$ 1,751.47	-2.68%	\$ 3,611.59	\$ 3,563.42	-1.33%	\$ 4,301.97	\$ 4,253.80	-1.12%
MGS-S Customer 4133	\$ 4,096.82	-3.43%	\$ 11,138.26	\$ 10,992.76	-1.31%	\$ 40,133.81	\$ 39,988.31	-0.36%
MGS-S Customer 4134	\$ 9,493.26	-3.75%	\$ 27,533.22	\$ 27,163.54	-1.34%	\$ 77,114.51	\$ 76,744.83	-0.48%
MGS-S Customer 4135	\$ 2,829.77	-3.13%	\$ 7,057.89	\$ 6,966.40	-1.30%	\$ 17,551.87	\$ 17,460.38	-0.52%
MGS-S Customer 4136	\$ 4,193.33	-3.38%	\$ 11,492.53	\$ 11,345.83	-1.28%	\$ 37,069.31	\$ 36,922.61	-0.40%
MGS-S Customer 4137	\$ 2,133.79	-3.15%	\$ 4,620.48	\$ 4,551.05	-1.50%	\$ 15,832.03	\$ 15,762.60	-0.44%
MGS-S Customer 4138	\$ 7,473.14	-3.61%	\$ 22,138.26	\$ 21,858.59	-1.26%	\$ 84,526.22	\$ 84,246.55	-0.33%
MGS-S Customer 4139	\$ 3,388.74	-3.26%	\$ 8,924.26	\$ 8,810.12	-1.28%	\$ 27,922.42	\$ 27,808.28	-0.41%
MGS-S Customer 4140	\$ 2,073.36	-2.85%	\$ 4,616.92	\$ 4,556.01	-1.32%	\$ 7,542.07	\$ 7,481.16	-0.81%
MGS-S Customer 4141	\$ 5,823.57	-3.52%	\$ 16,754.86	\$ 16,542.10	-1.27%	\$ 58,314.84	\$ 58,102.08	-0.36%
MGS-S Customer 4142	\$ 2,470.71	-3.23%	\$ 6,231.66	\$ 6,149.28	-1.32%	\$ 9,752.01	\$ 9,669.63	-0.84%
MGS-S Customer 4143	\$ 4,837.97	-3.45%	\$ 13,257.54	\$ 13,084.59	-1.30%	\$ 29,355.01	\$ 29,182.06	-0.59%
MGS-S Customer 4144	\$ 2,595.37	-3.06%	\$ 6,326.91	\$ 6,244.86	-1.30%	\$ 15,637.11	\$ 15,555.06	-0.52%
MGS-S Customer 4145	\$ 3,631.70	-3.31%	\$ 9,518.36	\$ 9,394.07	-1.31%	\$ 20,835.03	\$ 20,710.74	-0.60%
MGS-S Customer 4146	\$ 2,657.54	-3.09%	\$ 6,538.21	\$ 6,453.61	-1.29%	\$ 16,873.47	\$ 16,788.87	-0.50%
MGS-S Customer 4147	\$ 2,204.71	-3.14%	\$ 5,623.40	\$ 5,551.88	-1.27%	\$ 18,996.82	\$ 18,925.30	-0.38%
MGS-S Customer 4148	\$ 2,235.43	-2.94%	\$ 5,251.58	\$ 5,183.92	-1.29%	\$ 14,794.88	\$ 14,727.22	-0.46%
MGS-S Customer 4149	\$ 4,041.94	-3.36%	\$ 11,157.30	\$ 11,016.58	-1.26%	\$ 42,415.27	\$ 42,274.55	-0.33%
MGS-S Customer 4150	\$ 2,407.20	-3.21%	\$ 6,249.27	\$ 6,169.40	-1.28%	\$ 19,897.61	\$ 19,817.74	-0.40%
MGS-S Customer 4151	\$ 2,217.59	-3.15%	\$ 5,638.37	\$ 5,566.21	-1.28%	\$ 17,543.04	\$ 17,470.88	-0.41%
MGS-S Customer 4152	\$ 2,970.94	-3.17%	\$ 7,514.73	\$ 7,417.48	-1.29%	\$ 19,340.56	\$ 19,243.31	-0.50%
MGS-S Customer 4153	\$ 1,199.26	-2.09%	\$ 1,988.00	\$ 1,962.36	-1.29%	\$ 5,425.05	\$ 5,399.41	-0.47%
MGS-S Customer 4154	\$ 10,272.63	-3.68%	\$ 30,688.55	\$ 30,296.47	-1.28%	\$ 97,244.85	\$ 96,852.77	-0.40%
MGS-S Customer 4155	\$ 2,718.04	-3.11%	\$ 6,862.89	\$ 6,775.80	-1.27%	\$ 24,048.15	\$ 23,961.06	-0.36%
MGS-S Customer 4156	\$ 1,494.11	-2.45%	\$ 2,925.82	\$ 2,888.28	-1.28%	\$ 8,695.22	\$ 8,657.68	-0.43%
MGS-S Customer 4157	\$ 2,716.70	-3.10%	\$ 6,805.30	\$ 6,718.42	-1.28%	\$ 21,768.70	\$ 21,681.82	-0.40%

Internal Use

Customer	Distribution 8/25 Prices	Distribution % Difference	Delivery 1/25 Prices	Delivery 8/25 Prices	Delivery % Difference	Bundled 1/25 Prices	Bundled 8/25 Prices	Bundled % Difference
MGS-S Customer 4158	\$ 1,225.78	-2.13%	\$ 2,058.95	\$ 2,032.27	-1.30%	\$ 5,133.79	\$ 5,107.11	-0.52%
MGS-S Customer 4159	\$ 2,326.62	-2.97%	\$ 5,623.30	\$ 5,552.07	-1.27%	\$ 20,139.36	\$ 20,068.13	-0.35%
MGS-S Customer 4160	\$ 1,286.34	-2.21%	\$ 2,248.82	\$ 2,219.68	-1.30%	\$ 5,624.63	\$ 5,595.49	-0.52%
MGS-S Customer 4161	\$ 2,357.90	-2.98%	\$ 5,671.17	\$ 5,598.66	-1.28%	\$ 17,873.04	\$ 17,800.53	-0.41%
MGS-S Customer 4162	\$ 2,507.18	-3.04%	\$ 6,028.12	\$ 5,949.53	-1.30%	\$ 13,510.22	\$ 13,431.63	-0.58%
MGS-S Customer 4163	\$ 6,208.73	-3.54%	\$ 18,015.36	\$ 17,787.23	-1.27%	\$ 64,772.05	\$ 64,543.92	-0.35%
MGS-S Customer 4164	\$ 1,809.87	-2.70%	\$ 3,960.03	\$ 3,909.72	-1.27%	\$ 13,618.05	\$ 13,567.74	-0.37%
MGS-S Customer 4165	\$ 2,394.52	-3.00%	\$ 5,768.35	\$ 5,694.36	-1.28%	\$ 17,286.13	\$ 17,212.14	-0.43%
MGS-S Customer 4166	\$ 2,908.72	-3.16%	\$ 7,266.99	\$ 7,172.20	-1.30%	\$ 16,021.99	\$ 15,927.20	-0.59%
MGS-S Customer 4167	\$ 17,847.39	-3.77%	\$ 56,276.74	\$ 55,577.77	-1.24%	\$ 252,956.50	\$ 252,257.53	-0.28%
MGS-S Customer 4168	\$ 3,117.10	-3.20%	\$ 7,960.76	\$ 7,857.61	-1.30%	\$ 20,024.72	\$ 19,921.57	-0.52%
MGS-S Customer 4169	\$ 1,658.16	-2.59%	\$ 3,415.60	\$ 3,371.43	-1.29%	\$ 8,902.31	\$ 8,858.14	-0.50%
MGS-S Customer 4170	\$ 4,492.55	-3.42%	\$ 12,446.18	\$ 12,287.33	-1.28%	\$ 40,303.66	\$ 40,144.81	-0.39%
MGS-S Customer 4171	\$ 2,507.44	-3.04%	\$ 6,133.80	\$ 6,055.26	-1.28%	\$ 18,881.63	\$ 18,803.09	-0.42%
MGS-S Customer 4172	\$ 3,712.08	-3.31%	\$ 10,083.97	\$ 9,956.74	-1.26%	\$ 37,973.45	\$ 37,846.22	-0.34%
MGS-S Customer 4173	\$ 2,204.44	-2.92%	\$ 5,150.95	\$ 5,084.64	-1.29%	\$ 14,582.96	\$ 14,516.65	-0.45%
MGS-S Customer 4174	\$ 2,184.34	-2.91%	\$ 5,094.62	\$ 5,029.18	-1.28%	\$ 14,898.90	\$ 14,833.46	-0.44%
MGS-S Customer 4175	\$ 5,544.10	-3.51%	\$ 15,903.94	\$ 15,702.47	-1.27%	\$ 57,148.55	\$ 56,947.08	-0.35%
MGS-S Customer 4176	\$ 10,817.50	-3.70%	\$ 31,975.81	\$ 31,560.58	-1.30%	\$ 78,129.19	\$ 77,713.96	-0.53%
MGS-S Customer 4177	\$ 1,837.90	-2.72%	\$ 3,986.77	\$ 3,935.35	-1.29%	\$ 10,851.27	\$ 10,799.85	-0.47%
MGS-S Customer 4178	\$ 1,860.84	-3.01%	\$ 4,512.96	\$ 4,455.26	-1.28%	\$ 14,229.94	\$ 14,172.24	-0.41%
MGS-S Customer 4179	\$ 4,190.26	-3.38%	\$ 11,401.88	\$ 11,255.40	-1.28%	\$ 33,221.67	\$ 33,075.19	-0.44%
MGS-S Customer 4180	\$ 1,657.42	-2.60%	\$ 3,502.42	\$ 3,458.22	-1.26%	\$ 13,173.70	\$ 13,129.50	-0.34%
MGS-S Customer 4181	\$ 2,319.45	-3.18%	\$ 5,942.88	\$ 5,866.67	-1.28%	\$ 17,848.47	\$ 17,772.26	-0.43%
MGS-S Customer 4182	\$ 9,362.15	-3.66%	\$ 27,853.30	\$ 27,497.18	-1.28%	\$ 88,280.50	\$ 87,924.38	-0.40%
MGS-S Customer 4183	\$ 1,771.32	-2.97%	\$ 4,133.89	\$ 4,079.72	-1.31%	\$ 8,297.32	\$ 8,243.15	-0.65%
MGS-S Customer 4184	\$ 3,192.36	-3.38%	\$ 8,752.48	\$ 8,640.92	-1.27%	\$ 28,881.17	\$ 28,769.61	-0.39%
MGS-S Customer 4185	\$ 3,121.77	-3.49%	\$ 7,293.09	\$ 7,180.20	-1.55%	\$ 13,817.55	\$ 13,704.66	-0.82%
MGS-S Customer 4186	\$ 7,862.35	-3.62%	\$ 22,969.64	\$ 22,674.04	-1.29%	\$ 66,001.34	\$ 65,705.74	-0.45%
MGS-S Customer 4187	\$ 6,403.39	-3.56%	\$ 18,454.99	\$ 18,218.94	-1.28%	\$ 57,807.40	\$ 57,571.35	-0.41%
MGS-S Customer 4188	\$ 8,035.05	-3.63%	\$ 23,774.61	\$ 23,472.10	-1.27%	\$ 80,849.31	\$ 80,546.80	-0.37%
MGS-S Customer 4189	\$ 2,375.07	-2.99%	\$ 5,647.83	\$ 5,574.74	-1.29%	\$ 14,436.99	\$ 14,363.90	-0.51%
MGS-S Customer 4190	\$ 5,129.27	-3.47%	\$ 14,478.27	\$ 14,293.71	-1.27%	\$ 47,655.87	\$ 47,471.31	-0.39%
MGS-S Customer 4191	\$ 2,492.42	-3.03%	\$ 5,980.60	\$ 5,902.75	-1.30%	\$ 13,654.89	\$ 13,577.04	-0.57%
MGS-S Customer 4192	\$ 1,386.10	-2.69%	\$ 2,941.61	\$ 2,903.24	-1.30%	\$ 6,311.82	\$ 6,273.45	-0.61%
MGS-S Customer 4193	\$ 3,836.26	-3.46%	\$ 10,795.71	\$ 10,658.07	-1.27%	\$ 35,531.51	\$ 35,393.87	-0.39%
MGS-S Customer 4194	\$ 2,096.18	-2.87%	\$ 4,770.32	\$ 4,708.38	-1.30%	\$ 11,562.15	\$ 11,500.21	-0.54%
MGS-S Customer 4195	\$ 3,598.72	-3.30%	\$ 9,688.96	\$ 9,566.24	-1.27%	\$ 34,817.83	\$ 34,695.11	-0.35%
MGS-S Customer 4196	\$ 2,206.76	-3.15%	\$ 5,672.89	\$ 5,601.22	-1.26%	\$ 21,005.93	\$ 20,934.26	-0.34%
MGS-S Customer 4197	\$ 2,047.95	-2.84%	\$ 4,627.64	\$ 4,567.75	-1.29%	\$ 11,832.88	\$ 11,772.99	-0.51%

Customer	Distribution 8/25 Prices	Distribution % Difference	Delivery 1/25 Prices	Delivery 8/25 Prices	Delivery % Difference	Bundled 1/25 Prices	Bundled 8/25 Prices	Bundled % Difference
MGS-S Customer 4198	\$ 2,750.22	-3.11%	\$ 6,907.41	\$ 6,819.05	-1.28%	\$ 21,606.29	\$ 21,517.93	-0.41%
MGS-S Customer 4199	\$ 1,841.25	-3.00%	\$ 4,366.75	\$ 4,309.77	-1.30%	\$ 9,643.90	\$ 9,586.92	-0.59%
MGS-S Customer 4200	\$ 2,227.84	-2.93%	\$ 5,113.16	\$ 5,045.98	-1.31%	\$ 9,412.90	\$ 9,345.72	-0.71%
MGS-S Customer 4201	\$ 2,093.82	-2.87%	\$ 4,737.84	\$ 4,675.98	-1.31%	\$ 10,263.97	\$ 10,202.11	-0.60%
MGS-S Customer 4202	\$ 2,310.44	-2.96%	\$ 5,443.62	\$ 5,373.05	-1.30%	\$ 13,572.68	\$ 13,502.11	-0.52%
MGS-S Customer 4203	\$ 2,058.76	-2.85%	\$ 4,639.34	\$ 4,578.89	-1.30%	\$ 10,512.49	\$ 10,452.04	-0.58%
MGS-S Customer 4204	\$ 2,070.39	-3.10%	\$ 5,152.23	\$ 5,086.02	-1.29%	\$ 15,058.55	\$ 14,992.34	-0.44%
MGS-S Customer 4205	\$ 1,891.08	-2.75%	\$ 4,091.62	\$ 4,038.06	-1.31%	\$ 8,249.22	\$ 8,195.66	-0.65%
MGS-S Customer 4206	\$ 3,116.96	-3.21%	\$ 8,211.83	\$ 8,108.52	-1.26%	\$ 32,193.49	\$ 32,090.18	-0.32%
MGS-S Customer 4207	\$ 653.27	-1.34%	\$ 964.96	\$ 956.12	-0.92%	\$ 15,810.55	\$ 15,801.71	-0.06%
MGS-S Customer 4208	\$ 2,211.19	-2.92%	\$ 5,171.57	\$ 5,105.09	-1.29%	\$ 14,861.13	\$ 14,794.65	-0.45%
MGS-S Customer 4209	\$ 2,273.78	-2.95%	\$ 5,285.77	\$ 5,216.77	-1.31%	\$ 11,328.03	\$ 11,259.03	-0.61%
MGS-S Customer 4210	\$ 2,280.45	-2.95%	\$ 5,324.51	\$ 5,255.17	-1.30%	\$ 12,088.58	\$ 12,019.24	-0.57%
MGS-S Customer 4211	\$ 2,134.81	-2.88%	\$ 4,924.75	\$ 4,861.34	-1.29%	\$ 13,811.84	\$ 13,748.43	-0.46%
MGS-S Customer 4212	\$ 1,075.97	-2.36%	\$ 1,994.58	\$ 1,968.54	-1.31%	\$ 4,386.23	\$ 4,360.19	-0.59%
MGS-S Customer 4213	\$ 1,887.13	-2.76%	\$ 4,093.63	\$ 4,040.08	-1.31%	\$ 8,574.59	\$ 8,521.04	-0.62%
MGS-S Customer 4214	\$ 1,687.81	-2.91%	\$ 3,894.96	\$ 3,844.32	-1.30%	\$ 9,105.27	\$ 9,054.63	-0.56%
MGS-S Customer 4215	\$ 3,237.21	-3.39%	\$ 8,788.38	\$ 8,674.94	-1.29%	\$ 23,862.04	\$ 23,748.60	-0.48%
MGS-S Customer 4216	\$ 4,051.41	-3.37%	\$ 10,909.29	\$ 10,768.21	-1.29%	\$ 28,639.35	\$ 28,498.27	-0.49%
MGS-S Customer 4217	\$ 10,532.32	-3.69%	\$ 32,192.66	\$ 31,789.61	-1.25%	\$ 132,836.10	\$ 132,433.05	-0.30%
MGS-S Customer 4218	\$ 5,158.93	-3.48%	\$ 14,313.14	\$ 14,127.21	-1.30%	\$ 34,583.51	\$ 34,397.58	-0.54%
MGS-S Customer 4219	\$ 2,701.11	-3.09%	\$ 6,641.83	\$ 6,555.58	-1.30%	\$ 15,907.13	\$ 15,820.88	-0.54%
MGS-S Customer 4220	\$ 2,905.45	-3.15%	\$ 7,306.88	\$ 7,212.36	-1.29%	\$ 18,852.08	\$ 18,757.56	-0.50%
MGS-S Customer 4221	\$ 4,158.87	-3.38%	\$ 11,375.79	\$ 11,230.45	-1.28%	\$ 36,257.85	\$ 36,112.51	-0.40%
MGS-S Customer 4222	\$ 3,378.67	-3.25%	\$ 8,771.51	\$ 8,657.92	-1.29%	\$ 22,135.79	\$ 22,022.20	-0.51%
MGS-S Customer 4223	\$ 5,426.41	-3.50%	\$ 15,516.42	\$ 15,319.57	-1.27%	\$ 54,868.83	\$ 54,671.98	-0.36%
MGS-S Customer 4224	\$ 2,759.63	-3.20%	\$ 6,649.52	\$ 6,558.37	-1.37%	\$ 14,369.17	\$ 14,278.02	-0.63%
MGS-S Customer 4225	\$ 2,535.17	-3.24%	\$ 6,627.51	\$ 6,542.49	-1.28%	\$ 19,901.18	\$ 19,816.16	-0.43%
MGS-S Customer 4226	\$ 3,570.30	-3.29%	\$ 9,414.87	\$ 9,293.38	-1.29%	\$ 25,540.67	\$ 25,419.18	-0.48%
MGS-S Customer 4227	\$ 2,945.39	-3.16%	\$ 7,455.60	\$ 7,359.39	-1.29%	\$ 20,170.86	\$ 20,074.65	-0.48%
MGS-S Customer 4228	\$ 3,195.13	-3.23%	\$ 8,238.90	\$ 8,132.36	-1.29%	\$ 21,786.80	\$ 21,680.26	-0.49%
MGS-S Customer 4229	\$ 2,237.09	-2.93%	\$ 5,250.21	\$ 5,182.59	-1.29%	\$ 14,737.29	\$ 14,669.67	-0.46%
MGS-S Customer 4230	\$ 5,121.62	-3.48%	\$ 14,298.09	\$ 14,113.45	-1.29%	\$ 38,832.78	\$ 38,648.14	-0.48%
MGS-S Customer 4231	\$ 8,809.98	-3.65%	\$ 27,036.80	\$ 26,703.09	-1.23%	\$ 129,508.46	\$ 129,174.75	-0.26%
MGS-S Customer 4232	\$ 2,412.21	-3.00%	\$ 5,809.86	\$ 5,735.22	-1.28%	\$ 16,939.03	\$ 16,864.39	-0.44%
MGS-S Customer 4233	\$ 1,511.44	-2.47%	\$ 2,963.46	\$ 2,925.18	-1.29%	\$ 7,889.37	\$ 7,851.09	-0.49%
MGS-S Customer 4234	\$ 2,867.98	-3.32%	\$ 7,720.01	\$ 7,621.58	-1.27%	\$ 25,353.41	\$ 25,254.98	-0.39%
MGS-S Customer 4235	\$ 2,466.32	-3.23%	\$ 6,215.38	\$ 6,133.12	-1.32%	\$ 9,426.53	\$ 9,344.27	-0.87%
MGS-S Customer 4236	\$ 1,845.50	-3.00%	\$ 4,433.76	\$ 4,376.66	-1.29%	\$ 12,483.64	\$ 12,426.54	-0.46%
MGS-S Customer 4237	\$ 4,501.01	-3.42%	\$ 12,512.48	\$ 12,353.25	-1.27%	\$ 42,257.60	\$ 42,098.37	-0.38%

Customer	Distribution 8/25 Prices	Distribution % Difference	Delivery 1/25 Prices	Delivery 8/25 Prices	Delivery % Difference	Bundled 1/25 Prices	Bundled 8/25 Prices	Bundled % Difference
MGS-S Customer 4238	\$ 8,297.54	-3.64%	\$ 25,404.45	\$ 25,091.35	-1.23%	\$ 123,529.52	\$ 123,216.42	-0.25%
MGS-S Customer 4239	\$ 1,941.24	-3.03%	\$ 4,707.51	\$ 4,646.90	-1.29%	\$ 12,869.36	\$ 12,808.75	-0.47%
MGS-S Customer 4240	\$ 2,410.51	-3.21%	\$ 6,139.24	\$ 6,059.37	-1.30%	\$ 14,247.39	\$ 14,167.52	-0.56%
MGS-S Customer 4241	\$ 1,026.48	-1.79%	\$ 1,516.80	\$ 1,498.12	-1.23%	\$ 7,414.29	\$ 7,395.61	-0.25%
MGS-S Customer 4242	\$ 2,911.29	-3.33%	\$ 8,045.02	\$ 7,944.75	-1.25%	\$ 34,979.14	\$ 34,878.87	-0.29%
MGS-S Customer 4243	\$ 4,807.15	-3.44%	\$ 13,499.43	\$ 13,328.15	-1.27%	\$ 47,065.52	\$ 46,894.24	-0.36%
MGS-S Customer 4244	\$ 1,578.82	-2.86%	\$ 3,595.93	\$ 3,549.48	-1.29%	\$ 9,763.65	\$ 9,717.20	-0.48%
MGS-S Customer 4245	\$ 2,564.59	-3.05%	\$ 6,333.13	\$ 6,252.34	-1.28%	\$ 20,537.93	\$ 20,457.14	-0.39%
MGS-S Customer 4246	\$ 2,961.08	-3.17%	\$ 7,577.30	\$ 7,480.43	-1.28%	\$ 23,891.30	\$ 23,794.43	-0.41%
MGS-S Customer 4247	\$ 2,557.49	-3.25%	\$ 6,724.31	\$ 6,638.45	-1.28%	\$ 21,608.41	\$ 21,522.55	-0.40%
MGS-S Customer 4248	\$ 2,234.27	-2.94%	\$ 5,254.23	\$ 5,186.63	-1.29%	\$ 15,108.33	\$ 15,040.73	-0.45%
MGS-S Customer 4249	\$ 2,243.82	-3.16%	\$ 5,723.96	\$ 5,650.71	-1.28%	\$ 17,874.87	\$ 17,801.62	-0.41%
MGS-S Customer 4250	\$ 1,883.60	-3.02%	\$ 4,584.81	\$ 4,526.14	-1.28%	\$ 14,317.79	\$ 14,259.12	-0.41%
MGS-S Customer 4251	\$ 2,583.95	-3.06%	\$ 6,276.75	\$ 6,195.11	-1.30%	\$ 14,677.41	\$ 14,595.77	-0.56%
MGS-S Customer 4252	\$ 1,837.74	-2.98%	\$ 4,361.81	\$ 4,305.33	-1.29%	\$ 10,769.72	\$ 10,713.24	-0.52%
MGS-S Customer 4253	\$ 1,846.97	-3.00%	\$ 4,336.75	\$ 4,279.56	-1.32%	\$ 7,353.31	\$ 7,296.12	-0.78%
MGS-S Customer 4254	\$ 2,168.62	-3.13%	\$ 5,540.20	\$ 5,470.18	-1.26%	\$ 20,283.18	\$ 20,213.16	-0.35%
MGS-S Customer 4255	\$ 6,083.97	-3.81%	\$ 16,216.18	\$ 15,975.42	-1.48%	\$ 46,073.28	\$ 45,832.52	-0.52%
MGS-S Customer 4256	\$ 2,634.20	-3.27%	\$ 6,962.75	\$ 6,873.69	-1.28%	\$ 21,918.61	\$ 21,829.55	-0.41%
MGS-S Customer 4257	\$ 2,761.09	-3.10%	\$ 6,888.92	\$ 6,800.50	-1.28%	\$ 19,983.54	\$ 19,895.12	-0.44%
MGS-S Customer 4258	\$ 2,252.96	-3.16%	\$ 5,664.39	\$ 5,590.80	-1.30%	\$ 13,612.57	\$ 13,538.98	-0.54%
MGS-S Customer 4259	\$ 1,834.77	-2.99%	\$ 4,242.07	\$ 4,185.52	-1.33%	\$ 4,781.28	\$ 4,724.73	-1.18%
MGS-S Customer 4260	\$ 1,421.87	-2.73%	\$ 3,098.08	\$ 3,058.17	-1.29%	\$ 8,603.19	\$ 8,563.28	-0.46%
MGS-S Customer 4261	\$ 1,450.59	-2.75%	\$ 3,115.06	\$ 3,074.06	-1.32%	\$ 5,366.05	\$ 5,325.05	-0.76%
MGS-S Customer 4262	\$ 1,550.37	-2.50%	\$ 3,076.42	\$ 3,036.62	-1.29%	\$ 7,921.89	\$ 7,882.09	-0.50%
MGS-S Customer 4263	\$ 6,777.19	-3.58%	\$ 19,573.36	\$ 19,321.60	-1.29%	\$ 56,887.30	\$ 56,635.54	-0.44%
MGS-S Customer 4264	\$ 1,244.33	-2.57%	\$ 2,550.52	\$ 2,517.71	-1.29%	\$ 7,341.60	\$ 7,308.79	-0.45%
MGS-S Customer 4265	\$ 2,020.34	-2.83%	\$ 4,462.30	\$ 4,403.41	-1.32%	\$ 7,363.57	\$ 7,304.68	-0.80%
MGS-S Customer 4266	\$ 1,859.23	-2.74%	\$ 4,108.51	\$ 4,056.12	-1.28%	\$ 13,514.58	\$ 13,462.19	-0.39%
MGS-S Customer 4267	\$ 2,016.26	-3.07%	\$ 4,975.14	\$ 4,911.20	-1.29%	\$ 14,417.89	\$ 14,353.95	-0.44%
MGS-S Customer 4268	\$ 19,779.64	-3.78%	\$ 61,658.16	\$ 60,880.60	-1.26%	\$ 234,607.65	\$ 233,830.09	-0.33%
MGS-S Customer 4269	\$ 2,330.74	-2.97%	\$ 5,471.87	\$ 5,400.47	-1.30%	\$ 11,971.19	\$ 11,899.79	-0.60%
MGS-S Customer 4270	\$ 2,500.08	-3.23%	\$ 6,598.09	\$ 6,514.56	-1.27%	\$ 23,812.60	\$ 23,729.07	-0.35%
MGS-S Customer 4271	\$ 1,939.15	-3.04%	\$ 4,620.53	\$ 4,559.73	-1.32%	\$ 8,167.27	\$ 8,106.47	-0.74%
MGS-S Customer 4272	\$ 3,931.53	-3.35%	\$ 10,555.19	\$ 10,419.08	-1.29%	\$ 28,983.63	\$ 28,847.52	-0.47%
MGS-S Customer 4273	\$ 5,828.35	-3.56%	\$ 16,597.49	\$ 16,382.60	-1.29%	\$ 55,355.73	\$ 55,140.84	-0.39%
MGS-S Customer 4274	\$ 1,742.09	-2.66%	\$ 3,663.69	\$ 3,616.17	-1.30%	\$ 8,954.78	\$ 8,907.26	-0.53%
MGS-S Customer 4275	\$ 2,061.26	-3.09%	\$ 5,007.95	\$ 4,942.30	-1.31%	\$ 9,669.91	\$ 9,604.26	-0.68%
MGS-S Customer 4276	\$ 2,878.96	-3.32%	\$ 7,560.91	\$ 7,462.17	-1.31%	\$ 16,089.55	\$ 15,990.81	-0.61%
MGS-S Customer 4277	\$ 2,897.07	-3.32%	\$ 7,615.91	\$ 7,516.48	-1.31%	\$ 16,263.38	\$ 16,163.95	-0.61%

Internal Use

Customer	Distribution 8/25 Prices	Distribution % Difference	Delivery 1/25 Prices	Delivery 8/25 Prices	Delivery % Difference	Bundled 1/25 Prices	Bundled 8/25 Prices	Bundled % Difference
MGS-S Customer 4278	\$ 7,223.19	-3.60%	\$ 20,970.81	\$ 20,701.02	-1.29%	\$ 60,679.72	\$ 60,409.93	-0.44%
MGS-S Customer 4279	\$ 1,982.84	-3.06%	\$ 4,767.79	\$ 4,705.26	-1.31%	\$ 9,146.37	\$ 9,083.84	-0.68%
MGS-S Customer 4280	\$ 2,543.55	-3.05%	\$ 6,059.37	\$ 5,979.30	-1.32%	\$ 9,638.11	\$ 9,558.04	-0.83%
MGS-S Customer 4281	\$ 3,167.47	-3.21%	\$ 8,156.88	\$ 8,051.77	-1.29%	\$ 22,558.67	\$ 22,453.56	-0.47%
MGS-S Customer 4282	\$ 2,978.63	-3.34%	\$ 8,179.15	\$ 8,076.29	-1.26%	\$ 32,009.52	\$ 31,906.66	-0.32%
MGS-S Customer 4283	\$ 5,014.56	-3.47%	\$ 14,716.73	\$ 14,536.64	-1.22%	\$ 76,154.36	\$ 75,974.27	-0.24%
MGS-S Customer 4284	\$ 4,119.52	-3.37%	\$ 11,231.29	\$ 11,087.69	-1.28%	\$ 35,244.94	\$ 35,101.34	-0.41%
MGS-S Customer 4285	\$ 2,801.88	-3.30%	\$ 7,640.23	\$ 7,544.52	-1.25%	\$ 31,274.53	\$ 31,178.82	-0.31%
MGS-S Customer 4286	\$ 3,213.74	-3.38%	\$ 8,952.04	\$ 8,839.62	-1.26%	\$ 35,717.96	\$ 35,605.54	-0.31%
MGS-S Customer 4287	\$ 4,916.03	-3.46%	\$ 14,069.42	\$ 13,893.41	-1.25%	\$ 58,636.82	\$ 58,460.81	-0.30%
MGS-S Customer 4288	\$ 1,472.52	-2.43%	\$ 2,871.88	\$ 2,835.17	-1.28%	\$ 9,100.62	\$ 9,063.91	-0.40%
MGS-S Customer 4289	\$ 2,160.60	-2.90%	\$ 5,013.09	\$ 4,948.54	-1.29%	\$ 14,158.75	\$ 14,094.20	-0.46%
MGS-S Customer 4290	\$ 1,425.87	-2.39%	\$ 2,676.39	\$ 2,641.53	-1.30%	\$ 6,122.58	\$ 6,087.72	-0.57%
MGS-S Customer 4291	\$ 3,067.26	-3.19%	\$ 7,917.59	\$ 7,816.36	-1.28%	\$ 25,002.29	\$ 24,901.06	-0.40%
MGS-S Customer 4292	\$ 2,614.16	-3.08%	\$ 6,296.58	\$ 6,213.64	-1.32%	\$ 11,004.24	\$ 10,921.30	-0.75%
MGS-S Customer 4293	\$ 2,210.76	-3.15%	\$ 5,604.79	\$ 5,532.90	-1.28%	\$ 16,852.68	\$ 16,780.79	-0.43%
MGS-S Customer 4294	\$ 2,575.78	-3.06%	\$ 6,230.94	\$ 6,149.57	-1.31%	\$ 13,466.12	\$ 13,384.75	-0.60%
MGS-S Customer 4295	\$ 2,175.28	-2.91%	\$ 5,057.11	\$ 4,991.96	-1.29%	\$ 14,157.07	\$ 14,091.92	-0.46%
MGS-S Customer 4296	\$ 2,721.36	-3.29%	\$ 7,327.55	\$ 7,234.88	-1.26%	\$ 27,036.89	\$ 26,944.22	-0.34%
MGS-S Customer 4297	\$ 2,262.71	-2.94%	\$ 5,323.71	\$ 5,255.13	-1.29%	\$ 14,788.63	\$ 14,720.05	-0.46%
MGS-S Customer 4298	\$ 2,026.82	-2.83%	\$ 4,565.48	\$ 4,506.51	-1.29%	\$ 12,011.36	\$ 11,952.39	-0.49%
MGS-S Customer 4299	\$ 2,411.44	-3.01%	\$ 5,857.49	\$ 5,782.76	-1.28%	\$ 19,127.27	\$ 19,052.54	-0.39%
MGS-S Customer 4300	\$ 2,299.07	-3.18%	\$ 5,849.34	\$ 5,773.79	-1.29%	\$ 15,781.14	\$ 15,705.59	-0.48%
MGS-S Customer 4301	\$ 3,191.75	-3.22%	\$ 8,066.62	\$ 7,960.46	-1.32%	\$ 14,277.99	\$ 14,171.83	-0.74%
MGS-S Customer 4302	\$ 2,791.24	-3.12%	\$ 7,044.09	\$ 6,954.08	-1.28%	\$ 22,377.47	\$ 22,287.46	-0.40%
MGS-S Customer 4303	\$ 2,054.44	-3.09%	\$ 5,136.33	\$ 5,070.80	-1.28%	\$ 16,693.53	\$ 16,628.00	-0.39%
MGS-S Customer 4304	\$ 2,533.48	-3.04%	\$ 6,177.22	\$ 6,097.70	-1.29%	\$ 17,365.92	\$ 17,286.40	-0.46%
MGS-S Customer 4305	\$ 2,187.56	-2.91%	\$ 5,123.62	\$ 5,057.96	-1.28%	\$ 15,645.70	\$ 15,580.04	-0.42%
MGS-S Customer 4306	\$ 3,476.24	-3.27%	\$ 9,138.34	\$ 9,020.66	-1.29%	\$ 25,665.44	\$ 25,547.76	-0.46%
MGS-S Customer 4307	\$ 3,137.66	-3.37%	\$ 8,543.90	\$ 8,434.46	-1.28%	\$ 26,327.78	\$ 26,218.34	-0.42%
MGS-S Customer 4308	\$ 3,389.89	-3.38%	\$ 9,234.89	\$ 9,116.38	-1.28%	\$ 26,264.75	\$ 26,146.24	-0.45%
MGS-S Customer 4309	\$ 1,874.39	-3.00%	\$ 4,425.08	\$ 4,367.20	-1.31%	\$ 8,716.82	\$ 8,658.94	-0.66%
MGS-S Customer 4310	\$ 4,295.30	-3.40%	\$ 11,837.26	\$ 11,686.11	-1.28%	\$ 38,392.14	\$ 38,240.99	-0.39%
MGS-S Customer 4311	\$ 2,467.17	-3.02%	\$ 5,956.03	\$ 5,879.21	-1.29%	\$ 16,178.06	\$ 16,101.24	-0.47%
MGS-S Customer 4312	\$ 2,469.27	-3.03%	\$ 6,052.45	\$ 5,975.29	-1.27%	\$ 20,084.03	\$ 20,006.87	-0.38%
MGS-S Customer 4313	\$ 1,554.06	-2.83%	\$ 3,511.70	\$ 3,466.42	-1.29%	\$ 9,654.17	\$ 9,608.89	-0.47%
MGS-S Customer 4314	\$ 3,072.47	-3.37%	\$ 8,226.84	\$ 8,119.74	-1.30%	\$ 19,388.11	\$ 19,281.01	-0.55%
MGS-S Customer 4315	\$ 2,787.95	-3.30%	\$ 7,571.52	\$ 7,476.31	-1.26%	\$ 29,746.67	\$ 29,651.46	-0.32%
MGS-S Customer 4316	\$ 3,166.57	-3.21%	\$ 8,065.13	\$ 7,959.95	-1.30%	\$ 17,827.82	\$ 17,722.64	-0.59%
MGS-S Customer 4317	\$ 1,931.94	-2.78%	\$ 4,271.56	\$ 4,216.30	-1.29%	\$ 11,068.88	\$ 11,013.62	-0.50%

Customer	Distribution 8/25 Prices	Distribution % Difference	Delivery 1/25 Prices	Delivery 8/25 Prices	Delivery % Difference	Bundled 1/25 Prices	Bundled 8/25 Prices	Bundled % Difference
MGS-S Customer 4318	\$ 2,103.81	-2.87%	\$ 4,807.17	\$ 4,744.93	-1.29%	\$ 12,330.06	\$ 12,267.82	-0.50%
MGS-S Customer 4319	\$ 3,955.85	-3.48%	\$ 11,417.87	\$ 11,275.38	-1.25%	\$ 48,893.15	\$ 48,750.66	-0.29%
MGS-S Customer 4320	\$ 2,800.51	-3.14%	\$ 6,916.15	\$ 6,825.50	-1.31%	\$ 13,952.51	\$ 13,861.86	-0.65%
MGS-S Customer 4321	\$ 7,091.41	-3.63%	\$ 19,788.86	\$ 19,521.82	-1.35%	\$ 33,984.98	\$ 33,717.94	-0.79%
MGS-S Customer 4322	\$ 1,736.01	-2.94%	\$ 4,103.13	\$ 4,050.48	-1.28%	\$ 12,244.99	\$ 12,192.34	-0.43%
MGS-S Customer 4323	\$ 2,605.38	-3.07%	\$ 6,486.73	\$ 6,404.14	-1.27%	\$ 21,811.43	\$ 21,728.84	-0.38%
MGS-S Customer 4324	\$ 2,213.12	-2.92%	\$ 5,148.47	\$ 5,081.96	-1.29%	\$ 13,544.11	\$ 13,477.60	-0.49%
MGS-S Customer 4325	\$ 6,047.00	-3.54%	\$ 16,879.13	\$ 16,657.27	-1.31%	\$ 31,260.36	\$ 31,038.50	-0.71%
MGS-S Customer 4326	\$ 2,074.47	-3.10%	\$ 5,267.81	\$ 5,201.40	-1.26%	\$ 20,119.34	\$ 20,052.93	-0.33%
MGS-S Customer 4327	\$ 1,780.26	-2.97%	\$ 4,290.66	\$ 4,236.20	-1.27%	\$ 14,989.62	\$ 14,935.16	-0.36%
MGS-S Customer 4328	\$ 1,287.47	-2.36%	\$ 2,118.94	\$ 2,087.75	-1.47%	\$ 4,349.37	\$ 4,318.18	-0.72%
MGS-S Customer 4329	\$ 2,565.37	-3.05%	\$ 6,243.44	\$ 6,162.61	-1.29%	\$ 15,925.69	\$ 15,844.86	-0.51%
MGS-S Customer 4330	\$ 3,689.97	-3.31%	\$ 10,205.87	\$ 10,079.43	-1.24%	\$ 47,106.75	\$ 46,980.31	-0.27%
MGS-S Customer 4331	\$ 2,260.60	-3.16%	\$ 5,880.52	\$ 5,806.68	-1.26%	\$ 23,425.36	\$ 23,351.52	-0.32%
MGS-S Customer 4332	\$ 2,662.80	-3.09%	\$ 6,518.40	\$ 6,433.41	-1.30%	\$ 14,676.83	\$ 14,591.84	-0.58%
MGS-S Customer 4333	\$ 2,652.15	-3.28%	\$ 7,039.15	\$ 6,949.31	-1.28%	\$ 22,953.79	\$ 22,863.95	-0.39%
MGS-S Customer 4334	\$ 2,740.96	-3.29%	\$ 7,384.21	\$ 7,290.93	-1.26%	\$ 27,411.20	\$ 27,317.92	-0.34%
MGS-S Customer 4335	\$ 3,760.86	-3.33%	\$ 10,041.70	\$ 9,912.07	-1.29%	\$ 27,574.32	\$ 27,444.69	-0.47%
MGS-S Customer 4336	\$ 6,841.53	-3.58%	\$ 19,980.46	\$ 19,726.62	-1.27%	\$ 68,985.86	\$ 68,732.02	-0.37%
MGS-S Customer 4337	\$ 1,261.26	-2.19%	\$ 2,163.52	\$ 2,135.29	-1.30%	\$ 4,813.07	\$ 4,784.84	-0.59%
MGS-S Customer 4338	\$ 9,503.04	-3.73%	\$ 27,685.46	\$ 27,316.92	-1.33%	\$ 84,245.98	\$ 83,877.44	-0.44%
MGS-S Customer 4339	\$ 2,647.92	-3.27%	\$ 7,211.87	\$ 7,122.33	-1.24%	\$ 32,541.84	\$ 32,452.30	-0.28%
MGS-S Customer 4340	\$ 2,057.23	-2.85%	\$ 4,677.36	\$ 4,617.04	-1.29%	\$ 12,798.99	\$ 12,738.67	-0.47%
MGS-S Customer 4341	\$ 2,336.48	-2.98%	\$ 5,617.89	\$ 5,546.07	-1.28%	\$ 17,963.17	\$ 17,891.35	-0.40%
MGS-S Customer 4342	\$ 8,706.24	-3.64%	\$ 26,307.11	\$ 25,978.14	-1.25%	\$ 109,708.16	\$ 109,379.19	-0.30%
MGS-S Customer 4343	\$ 1,889.04	-2.76%	\$ 4,064.94	\$ 4,011.33	-1.32%	\$ 6,880.85	\$ 6,827.24	-0.78%
MGS-S Customer 4344	\$ 2,149.25	-2.89%	\$ 5,007.65	\$ 4,943.63	-1.28%	\$ 15,730.95	\$ 15,666.93	-0.41%
MGS-S Customer 4345	\$ 4,565.81	-3.53%	\$ 12,901.12	\$ 12,734.25	-1.29%	\$ 33,386.31	\$ 33,219.44	-0.50%
MGS-S Customer 4346	\$ 1,561.72	-2.84%	\$ 3,576.02	\$ 3,530.43	-1.27%	\$ 11,733.53	\$ 11,687.94	-0.39%
MGS-S Customer 4347	\$ 6,884.87	-3.58%	\$ 20,223.03	\$ 19,967.10	-1.27%	\$ 73,862.97	\$ 73,607.04	-0.35%
MGS-S Customer 4348	\$ 1,948.34	-2.79%	\$ 4,294.95	\$ 4,239.09	-1.30%	\$ 9,981.74	\$ 9,925.88	-0.56%
MGS-S Customer 4349	\$ 2,126.04	-2.89%	\$ 4,805.08	\$ 4,741.83	-1.32%	\$ 9,288.79	\$ 9,225.54	-0.68%
MGS-S Customer 4350	\$ 1,974.19	-3.06%	\$ 4,779.53	\$ 4,717.31	-1.30%	\$ 10,904.75	\$ 10,842.53	-0.57%
MGS-S Customer 4351	\$ 2,051.11	-3.09%	\$ 4,956.99	\$ 4,891.58	-1.32%	\$ 8,175.11	\$ 8,109.70	-0.80%
MGS-S Customer 4352	\$ 6,614.59	-3.57%	\$ 19,590.85	\$ 19,346.20	-1.25%	\$ 83,167.15	\$ 82,922.50	-0.29%
MGS-S Customer 4353	\$ 1,997.67	-2.82%	\$ 4,412.87	\$ 4,354.89	-1.31%	\$ 8,238.42	\$ 8,180.44	-0.70%
MGS-S Customer 4354	\$ 1,564.59	-2.83%	\$ 3,504.47	\$ 3,458.94	-1.30%	\$ 8,158.09	\$ 8,112.56	-0.56%
MGS-S Customer 4355	\$ 7,149.22	-3.66%	\$ 21,452.51	\$ 21,180.88	-1.27%	\$ 77,464.56	\$ 77,192.93	-0.35%
MGS-S Customer 4356	\$ 5,024.74	-3.47%	\$ 14,141.26	\$ 13,960.90	-1.28%	\$ 46,226.50	\$ 46,046.14	-0.39%
MGS-S Customer 4357	\$ 2,930.51	-3.16%	\$ 7,359.76	\$ 7,263.97	-1.30%	\$ 17,177.29	\$ 17,081.50	-0.56%

Internal Use

Customer	Distribution 8/25 Prices	Distribution % Difference	Delivery 1/25 Prices	Delivery 8/25 Prices	Delivery % Difference	Bundled 1/25 Prices	Bundled 8/25 Prices	Bundled % Difference
MGS-S Customer 4358	\$ 2,829.12	-3.13%	\$ 7,223.70	\$ 7,132.17	-1.27%	\$ 25,764.01	\$ 25,672.48	-0.36%
MGS-S Customer 4359	\$ 1,772.51	-2.95%	\$ 4,151.04	\$ 4,097.25	-1.30%	\$ 10,039.39	\$ 9,985.60	-0.54%
MGS-S Customer 4360	\$ 1,099.25	-1.93%	\$ 1,694.59	\$ 1,673.01	-1.27%	\$ 5,625.26	\$ 5,603.68	-0.38%
MGS-S Customer 4361	\$ 4,566.13	-3.42%	\$ 12,656.36	\$ 12,494.54	-1.28%	\$ 39,915.10	\$ 39,753.28	-0.41%
MGS-S Customer 4362	\$ 1,978.21	-3.06%	\$ 4,919.70	\$ 4,857.32	-1.27%	\$ 17,317.54	\$ 17,255.16	-0.36%
MGS-S Customer 4363	\$ 4,155.63	-3.38%	\$ 11,258.79	\$ 11,113.56	-1.29%	\$ 30,852.72	\$ 30,707.49	-0.47%
MGS-S Customer 4364	\$ 1,896.46	-3.03%	\$ 4,515.91	\$ 4,456.75	-1.31%	\$ 9,035.61	\$ 8,976.45	-0.65%
MGS-S Customer 4365	\$ 7,323.79	-3.60%	\$ 20,959.36	\$ 20,685.97	-1.30%	\$ 46,335.04	\$ 46,061.65	-0.59%
MGS-S Customer 4366	\$ 2,281.44	-2.95%	\$ 5,399.11	\$ 5,329.71	-1.29%	\$ 15,642.73	\$ 15,573.33	-0.44%
MGS-S Customer 4367	\$ 2,506.42	-3.04%	\$ 6,100.95	\$ 6,022.43	-1.29%	\$ 17,339.92	\$ 17,261.40	-0.45%
MGS-S Customer 4368	\$ 3,906.04	-3.47%	\$ 10,519.15	\$ 10,378.91	-1.33%	\$ 11,915.11	\$ 11,774.87	-1.18%
MGS-S Customer 4369	\$ 11,599.73	-3.99%	\$ 32,239.84	\$ 31,757.95	-1.49%	\$ 78,745.15	\$ 78,263.26	-0.61%
MGS-S Customer 4370	\$ 5,718.39	-3.52%	\$ 16,175.99	\$ 15,967.36	-1.29%	\$ 44,655.07	\$ 44,446.44	-0.47%
MGS-S Customer 4371	\$ 1,162.40	-2.03%	\$ 1,869.55	\$ 1,845.41	-1.29%	\$ 4,985.98	\$ 4,961.84	-0.48%
MGS-S Customer 4372	\$ 2,570.46	-3.06%	\$ 6,559.58	\$ 6,478.43	-1.24%	\$ 30,685.90	\$ 30,604.75	-0.26%
MGS-S Customer 4373	\$ 8,917.79	-3.66%	\$ 26,114.24	\$ 25,775.40	-1.30%	\$ 65,466.65	\$ 65,127.81	-0.52%
MGS-S Customer 4374	\$ 1,203.76	-2.51%	\$ 2,393.43	\$ 2,362.47	-1.29%	\$ 6,001.08	\$ 5,970.12	-0.52%
MGS-S Customer 4375	\$ 1,057.54	-1.85%	\$ 1,811.68	\$ 1,791.74	-1.10%	\$ 17,539.96	\$ 17,520.02	-0.11%
MGS-S Customer 4376	\$ 2,626.20	-3.27%	\$ 7,190.79	\$ 7,102.12	-1.23%	\$ 34,659.66	\$ 34,570.99	-0.26%
MGS-S Customer 4377	\$ 3,619.67	-3.44%	\$ 10,283.39	\$ 10,154.53	-1.25%	\$ 42,057.83	\$ 41,928.97	-0.31%
MGS-S Customer 4378	\$ 3,078.85	-3.20%	\$ 7,931.37	\$ 7,829.70	-1.28%	\$ 24,051.69	\$ 23,950.02	-0.42%
MGS-S Customer 4379	\$ 1,538.29	-2.50%	\$ 3,042.94	\$ 3,003.52	-1.30%	\$ 7,776.66	\$ 7,737.24	-0.51%
MGS-S Customer 4380	\$ 1,606.86	-2.87%	\$ 3,675.72	\$ 3,628.32	-1.29%	\$ 10,061.46	\$ 10,014.06	-0.47%
MGS-S Customer 4381	\$ 1,414.20	-2.72%	\$ 3,069.36	\$ 3,029.75	-1.29%	\$ 8,294.64	\$ 8,255.03	-0.48%
MGS-S Customer 4382	\$ 3,469.18	-3.28%	\$ 9,601.80	\$ 9,484.27	-1.22%	\$ 49,558.78	\$ 49,441.25	-0.24%
MGS-S Customer 4383	\$ 2,435.09	-3.21%	\$ 9,978.96	\$ 9,898.29	-0.81%	\$ 235,013.12	\$ 234,932.45	-0.03%
MGS-S Customer 4384	\$ 1,198.94	-2.50%	\$ 2,449.16	\$ 2,418.40	-1.26%	\$ 9,545.05	\$ 9,514.29	-0.32%
MGS-S Customer 4385	\$ 2,789.86	-3.31%	\$ 7,392.23	\$ 7,296.75	-1.29%	\$ 20,016.08	\$ 19,920.60	-0.48%
MGS-S Customer 4386	\$ 2,506.61	-3.04%	\$ 6,100.24	\$ 6,021.71	-1.29%	\$ 17,274.54	\$ 17,196.01	-0.45%
MGS-S Customer 4387	\$ 4,201.24	-3.38%	\$ 11,633.34	\$ 11,486.35	-1.26%	\$ 43,023.85	\$ 42,876.86	-0.34%
MGS-S Customer 4388	\$ 4,661.39	-3.43%	\$ 12,985.72	\$ 12,820.35	-1.27%	\$ 43,023.35	\$ 42,857.98	-0.38%
MGS-S Customer 4389	\$ 2,235.63	-2.93%	\$ 5,144.50	\$ 5,076.92	-1.31%	\$ 9,619.41	\$ 9,551.83	-0.70%
MGS-S Customer 4390	\$ 2,203.93	-2.92%	\$ 5,150.08	\$ 5,083.86	-1.29%	\$ 14,796.22	\$ 14,730.00	-0.45%
MGS-S Customer 4391	\$ 10,531.36	-3.69%	\$ 31,845.59	\$ 31,442.61	-1.27%	\$ 115,687.70	\$ 115,284.72	-0.35%
MGS-S Customer 4392	\$ 3,990.49	-3.36%	\$ 10,606.70	\$ 10,468.10	-1.31%	\$ 22,584.73	\$ 22,446.13	-0.61%
MGS-S Customer 4393	\$ 2,577.20	-3.25%	\$ 6,766.32	\$ 6,679.66	-1.28%	\$ 20,770.47	\$ 20,683.81	-0.42%
MGS-S Customer 4394	\$ 2,154.22	-3.13%	\$ 5,475.36	\$ 5,405.76	-1.27%	\$ 18,801.59	\$ 18,731.99	-0.37%
MGS-S Customer 4395	\$ 1,470.43	-2.42%	\$ 2,788.20	\$ 2,751.70	-1.31%	\$ 5,506.99	\$ 5,470.49	-0.66%
MGS-S Customer 4396	\$ 1,518.05	-2.80%	\$ 3,359.64	\$ 3,315.97	-1.30%	\$ 7,770.33	\$ 7,726.66	-0.56%
MGS-S Customer 4397	\$ 4,365.79	-3.40%	\$ 11,856.59	\$ 11,702.79	-1.30%	\$ 29,412.06	\$ 29,258.26	-0.52%

Customer	Distribution 8/25 Prices	Distribution % Difference	Delivery 1/25 Prices	Delivery 8/25 Prices	Delivery % Difference	Bundled 1/25 Prices	Bundled 8/25 Prices	Bundled % Difference
MGS-S Customer 4398	\$ 1,682.87	-2.92%	\$ 3,971.04	\$ 3,920.48	-1.27%	\$ 13,353.92	\$ 13,303.36	-0.38%
MGS-S Customer 4399	\$ 2,962.62	-3.34%	\$ 8,093.03	\$ 7,990.76	-1.26%	\$ 29,944.59	\$ 29,842.32	-0.34%
MGS-S Customer 4400	\$ 4,969.64	-3.46%	\$ 14,112.55	\$ 13,934.52	-1.26%	\$ 53,199.87	\$ 53,021.84	-0.33%
MGS-S Customer 4401	\$ 2,101.08	-2.87%	\$ 4,784.74	\$ 4,722.66	-1.30%	\$ 11,708.09	\$ 11,646.01	-0.53%
MGS-S Customer 4402	\$ 10,595.21	-3.69%	\$ 31,533.83	\$ 31,127.35	-1.29%	\$ 88,391.43	\$ 87,984.95	-0.46%
MGS-S Customer 4403	\$ 3,184.49	-3.22%	\$ 8,317.19	\$ 8,211.33	-1.27%	\$ 27,888.27	\$ 27,782.41	-0.38%
MGS-S Customer 4404	\$ 1,769.64	-2.96%	\$ 4,237.54	\$ 4,183.49	-1.28%	\$ 13,873.28	\$ 13,819.23	-0.39%
MGS-S Customer 4405	\$ 1,511.24	-2.47%	\$ 2,945.64	\$ 2,907.39	-1.30%	\$ 7,095.35	\$ 7,057.10	-0.54%
MGS-S Customer 4406	\$ 2,077.48	-3.10%	\$ 5,182.36	\$ 5,115.88	-1.28%	\$ 15,532.71	\$ 15,466.23	-0.43%
MGS-S Customer 4407	\$ 1,719.16	-2.94%	\$ 4,035.79	\$ 3,983.73	-1.29%	\$ 11,130.42	\$ 11,078.36	-0.47%
MGS-S Customer 4408	\$ 2,307.19	-2.96%	\$ 5,506.95	\$ 5,436.54	-1.28%	\$ 17,311.76	\$ 17,241.35	-0.41%
MGS-S Customer 4409	\$ 2,089.89	-2.86%	\$ 4,763.23	\$ 4,701.60	-1.29%	\$ 12,268.07	\$ 12,206.44	-0.50%
MGS-S Customer 4410	\$ 2,287.52	-2.95%	\$ 5,225.27	\$ 5,155.79	-1.33%	\$ 6,458.97	\$ 6,389.49	-1.08%
MGS-S Customer 4411	\$ 2,426.19	-3.02%	\$ 6,005.70	\$ 5,930.06	-1.26%	\$ 25,384.82	\$ 25,309.18	-0.30%
MGS-S Customer 4412	\$ 2,697.48	-3.28%	\$ 7,252.01	\$ 7,160.43	-1.26%	\$ 27,092.64	\$ 27,001.06	-0.34%
MGS-S Customer 4413	\$ 6,401.07	-3.55%	\$ 18,297.76	\$ 18,062.17	-1.29%	\$ 51,169.13	\$ 50,933.54	-0.46%
MGS-S Customer 4414	\$ 2,383.18	-3.20%	\$ 6,227.31	\$ 6,148.48	-1.27%	\$ 22,531.71	\$ 22,452.88	-0.35%
MGS-S Customer 4415	\$ 11,111.87	-3.70%	\$ 33,952.12	\$ 33,525.61	-1.26%	\$ 134,897.21	\$ 134,470.70	-0.32%
MGS-S Customer 4416	\$ 1,133.69	-2.43%	\$ 2,180.97	\$ 2,152.69	-1.30%	\$ 5,397.95	\$ 5,369.67	-0.52%
MGS-S Customer 4417	\$ 2,157.31	-2.90%	\$ 5,057.16	\$ 4,992.76	-1.27%	\$ 16,900.59	\$ 16,836.19	-0.38%
MGS-S Customer 4418	\$ 4,184.25	-3.39%	\$ 11,271.09	\$ 11,124.45	-1.30%	\$ 26,582.42	\$ 26,435.78	-0.55%
MGS-S Customer 4419	\$ 1,536.90	-2.49%	\$ 3,021.74	\$ 2,982.50	-1.30%	\$ 7,206.65	\$ 7,167.41	-0.54%
MGS-S Customer 4420	\$ 1,956.61	-2.79%	\$ 4,359.90	\$ 4,303.66	-1.29%	\$ 11,856.97	\$ 11,800.73	-0.47%
MGS-S Customer 4421	\$ 1,613.13	-2.56%	\$ 3,273.72	\$ 3,231.38	-1.29%	\$ 8,469.75	\$ 8,427.41	-0.50%
MGS-S Customer 4422	\$ 4,399.01	-3.59%	\$ 11,338.24	\$ 11,174.42	-1.44%	\$ 26,448.47	\$ 26,284.65	-0.62%
MGS-S Customer 4423	\$ 5,447.18	-3.54%	\$ 15,686.43	\$ 15,486.78	-1.27%	\$ 66,821.71	\$ 66,622.06	-0.30%
MGS-S Customer 4424	\$ 4,426.73	-3.53%	\$ 12,718.96	\$ 12,557.08	-1.27%	\$ 43,312.83	\$ 43,150.95	-0.37%
MGS-S Customer 4425	\$ 4,544.54	-3.43%	\$ 12,324.74	\$ 12,163.50	-1.31%	\$ 25,807.85	\$ 25,646.61	-0.62%
MGS-S Customer 4426	\$ 1,671.37	-2.60%	\$ 3,518.28	\$ 3,473.61	-1.27%	\$ 12,129.19	\$ 12,084.52	-0.37%
MGS-S Customer 4427	\$ 18,863.55	-3.78%	\$ 58,977.11	\$ 58,236.49	-1.26%	\$ 236,021.81	\$ 235,281.19	-0.31%
MGS-S Customer 4428	\$ 4,291.72	-3.38%	\$ 11,443.74	\$ 11,293.75	-1.31%	\$ 21,727.47	\$ 21,577.48	-0.69%
MGS-S Customer 4429	\$ 3,281.38	-3.24%	\$ 8,745.10	\$ 8,635.19	-1.26%	\$ 34,609.82	\$ 34,499.91	-0.32%
MGS-S Customer 4430	\$ 1,814.90	-2.98%	\$ 4,311.92	\$ 4,256.17	-1.29%	\$ 11,207.05	\$ 11,151.30	-0.50%
MGS-S Customer 4431	\$ 4,025.90	-3.48%	\$ 11,481.48	\$ 11,336.13	-1.27%	\$ 41,613.95	\$ 41,468.60	-0.35%
MGS-S Customer 4432	\$ 1,630.36	-2.88%	\$ 3,614.24	\$ 3,565.93	-1.34%	\$ 3,614.24	\$ 3,565.93	-1.34%
MGS-S Customer 4433	\$ 2,132.14	-3.12%	\$ 5,473.68	\$ 5,405.02	-1.25%	\$ 22,087.50	\$ 22,018.84	-0.31%
MGS-S Customer 4434	\$ 1,422.66	-2.74%	\$ 3,116.71	\$ 3,076.63	-1.29%	\$ 9,104.93	\$ 9,064.85	-0.44%
MGS-S Customer 4435	\$ 1,310.18	-2.25%	\$ 2,293.67	\$ 2,263.45	-1.32%	\$ 4,040.76	\$ 4,010.54	-0.75%
MGS-S Customer 4436	\$ 6,147.67	-3.54%	\$ 17,237.44	\$ 17,011.59	-1.31%	\$ 34,459.26	\$ 34,233.41	-0.66%
MGS-S Customer 4437	\$ 2,419.39	-3.01%	\$ 5,794.28	\$ 5,719.22	-1.30%	\$ 14,746.84	\$ 14,671.78	-0.51%

Internal Use

Customer	Distribution 8/25 Prices	Distribution % Difference	Delivery 1/25 Prices	Delivery 8/25 Prices	Delivery % Difference	Bundled 1/25 Prices	Bundled 8/25 Prices	Bundled % Difference
MGS-S Customer 4438	\$ 2,777.91	-3.12%	\$ 6,991.98	\$ 6,902.44	-1.28%	\$ 21,557.86	\$ 21,468.32	-0.42%
MGS-S Customer 4439	\$ 1,870.24	-2.76%	\$ 4,018.97	\$ 3,965.95	-1.32%	\$ 6,966.06	\$ 6,913.04	-0.76%
MGS-S Customer 4440	\$ 5,490.43	-3.51%	\$ 15,350.12	\$ 15,150.57	-1.30%	\$ 36,776.84	\$ 36,577.29	-0.54%
MGS-S Customer 4441	\$ 1,237.45	-2.56%	\$ 2,556.76	\$ 2,524.27	-1.27%	\$ 8,768.82	\$ 8,736.33	-0.37%
MGS-S Customer 4442	\$ 1,042.27	-1.82%	\$ 1,471.77	\$ 1,452.46	-1.31%	\$ 2,811.74	\$ 2,792.43	-0.69%
MGS-S Customer 4443	\$ 2,314.21	-2.96%	\$ 5,405.80	\$ 5,335.19	-1.31%	\$ 11,393.22	\$ 11,322.61	-0.62%
MGS-S Customer 4444	\$ 2,097.96	-3.11%	\$ 5,218.99	\$ 5,151.62	-1.29%	\$ 14,196.91	\$ 14,129.54	-0.47%
MGS-S Customer 4445	\$ 3,346.29	-3.26%	\$ 8,705.05	\$ 8,592.44	-1.29%	\$ 22,809.76	\$ 22,697.15	-0.49%
MGS-S Customer 4446	\$ 2,574.54	-3.06%	\$ 6,391.90	\$ 6,310.68	-1.27%	\$ 21,943.98	\$ 21,862.76	-0.37%
MGS-S Customer 4447	\$ 2,712.47	-3.10%	\$ 6,602.00	\$ 6,515.14	-1.32%	\$ 11,853.90	\$ 11,767.04	-0.73%
MGS-S Customer 4448	\$ 14,184.00	-3.74%	\$ 43,967.30	\$ 43,416.36	-1.25%	\$ 179,973.06	\$ 179,422.12	-0.31%
MGS-S Customer 4449	\$ 7,482.71	-3.61%	\$ 21,278.66	\$ 20,998.44	-1.32%	\$ 37,741.77	\$ 37,461.55	-0.74%
MGS-S Customer 4450	\$ 3,993.01	-3.36%	\$ 10,827.56	\$ 10,688.91	-1.28%	\$ 33,369.50	\$ 33,230.85	-0.42%
MGS-S Customer 4451	\$ 2,651.59	-3.27%	\$ 6,905.51	\$ 6,815.84	-1.30%	\$ 16,713.79	\$ 16,624.12	-0.54%
MGS-S Customer 4452	\$ 9,407.66	-3.67%	\$ 28,635.25	\$ 28,277.32	-1.25%	\$ 120,731.77	\$ 120,373.84	-0.30%
MGS-S Customer 4453	\$ 2,300.95	-2.96%	\$ 5,401.44	\$ 5,331.30	-1.30%	\$ 12,974.04	\$ 12,903.90	-0.54%
MGS-S Customer 4454	\$ 11,869.39	-3.84%	\$ 34,677.92	\$ 34,203.76	-1.37%	\$ 110,283.90	\$ 109,809.74	-0.43%
MGS-S Customer 4455	\$ 1,921.47	-2.77%	\$ 4,136.79	\$ 4,081.99	-1.32%	\$ 5,974.15	\$ 5,919.35	-0.92%
MGS-S Customer 4456	\$ 3,967.53	-3.35%	\$ 10,924.12	\$ 10,786.47	-1.26%	\$ 41,926.48	\$ 41,788.83	-0.33%
MGS-S Customer 4457	\$ 4,470.37	-3.41%	\$ 12,235.18	\$ 12,077.33	-1.29%	\$ 33,268.84	\$ 33,110.99	-0.47%
MGS-S Customer 4458	\$ 1,934.64	-3.04%	\$ 4,704.08	\$ 4,643.40	-1.29%	\$ 12,841.14	\$ 12,780.46	-0.47%
MGS-S Customer 4459	\$ 8,373.12	-3.64%	\$ 25,048.89	\$ 24,732.89	-1.26%	\$ 94,909.70	\$ 94,593.70	-0.33%
MGS-S Customer 4460	\$ 1,399.75	-2.71%	\$ 3,031.62	\$ 2,992.57	-1.29%	\$ 8,475.48	\$ 8,436.43	-0.46%
MGS-S Customer 4461	\$ 5,071.26	-3.47%	\$ 14,440.26	\$ 14,258.12	-1.26%	\$ 54,533.10	\$ 54,350.96	-0.33%
MGS-S Customer 4462	\$ 2,012.83	-2.83%	\$ 4,543.06	\$ 4,484.50	-1.29%	\$ 12,579.68	\$ 12,521.12	-0.47%
MGS-S Customer 4463	\$ 4,374.16	-3.40%	\$ 11,995.49	\$ 11,841.73	-1.28%	\$ 36,031.99	\$ 35,878.23	-0.43%
MGS-S Customer 4464	\$ 2,304.02	-2.96%	\$ 5,528.91	\$ 5,458.63	-1.27%	\$ 18,874.91	\$ 18,804.63	-0.37%
MGS-S Customer 4465	\$ 1,780.81	-2.68%	\$ 3,775.62	\$ 3,726.50	-1.30%	\$ 8,734.66	\$ 8,685.54	-0.56%
MGS-S Customer 4466	\$ 1,801.08	-2.70%	\$ 3,847.40	\$ 3,797.38	-1.30%	\$ 9,126.38	\$ 9,076.36	-0.55%
MGS-S Customer 4467	\$ 3,071.20	-3.25%	\$ 7,685.53	\$ 7,582.47	-1.34%	\$ 18,261.77	\$ 18,158.71	-0.56%
MGS-S Customer 4468	\$ 3,787.42	-3.31%	\$ 9,855.39	\$ 9,725.81	-1.31%	\$ 17,076.85	\$ 16,947.27	-0.76%
MGS-S Customer 4469	\$ 1,890.57	-2.75%	\$ 4,108.28	\$ 4,054.72	-1.30%	\$ 9,097.72	\$ 9,044.16	-0.59%
MGS-S Customer 4470	\$ 1,885.81	-2.75%	\$ 4,109.42	\$ 4,056.08	-1.30%	\$ 9,918.58	\$ 9,865.24	-0.54%
MGS-S Customer 4471	\$ 2,094.38	-3.11%	\$ 5,231.10	\$ 5,163.94	-1.28%	\$ 15,483.64	\$ 15,416.48	-0.43%
MGS-S Customer 4472	\$ 6,125.47	-3.55%	\$ 17,434.56	\$ 17,209.41	-1.29%	\$ 47,097.41	\$ 46,872.26	-0.48%
MGS-S Customer 4473	\$ 2,059.72	-2.85%	\$ 4,649.48	\$ 4,589.08	-1.30%	\$ 11,090.98	\$ 11,030.58	-0.54%
MGS-S Customer 4474	\$ 9,660.48	-3.72%	\$ 29,533.52	\$ 29,160.08	-1.26%	\$ 108,805.08	\$ 108,431.64	-0.34%
MGS-S Customer 4475	\$ 2,625.51	-3.08%	\$ 6,373.04	\$ 6,289.63	-1.31%	\$ 13,128.65	\$ 13,045.24	-0.64%
MGS-S Customer 4476	\$ 3,633.97	-3.44%	\$ 10,019.17	\$ 9,889.53	-1.29%	\$ 26,244.61	\$ 26,114.97	-0.49%
MGS-S Customer 4477	\$ 14,529.42	-3.88%	\$ 43,549.42	\$ 42,963.06	-1.35%	\$ 170,656.32	\$ 170,069.96	-0.34%

Internal Use

Customer	Distribution 8/25 Prices	Distribution % Difference	Delivery 1/25 Prices	Delivery 8/25 Prices	Delivery % Difference	Bundled 1/25 Prices	Bundled 8/25 Prices	Bundled % Difference
MGS-S Customer 4478	\$ 3,041.52	-3.19%	\$ 7,812.78	\$ 7,712.67	-1.28%	\$ 23,782.27	\$ 23,682.16	-0.42%
MGS-S Customer 4479	\$ 2,017.55	-2.83%	\$ 4,603.09	\$ 4,544.32	-1.28%	\$ 14,841.11	\$ 14,782.34	-0.40%
MGS-S Customer 4480	\$ 1,771.50	-2.96%	\$ 4,195.21	\$ 4,141.12	-1.29%	\$ 11,551.39	\$ 11,497.30	-0.47%
MGS-S Customer 4481	\$ 2,320.81	-2.97%	\$ 5,453.01	\$ 5,381.88	-1.30%	\$ 12,153.43	\$ 12,082.30	-0.59%
MGS-S Customer 4482	\$ 3,538.85	-3.30%	\$ 9,347.59	\$ 9,226.86	-1.29%	\$ 25,582.17	\$ 25,461.44	-0.47%
MGS-S Customer 4483	\$ 3,598.81	-3.30%	\$ 9,290.74	\$ 9,167.85	-1.32%	\$ 14,482.88	\$ 14,359.99	-0.85%
MGS-S Customer 4484	\$ 5,321.21	-3.49%	\$ 15,169.76	\$ 14,977.40	-1.27%	\$ 53,690.33	\$ 53,497.97	-0.36%
MGS-S Customer 4485	\$ 756.41	-1.69%	\$ 977.70	\$ 964.66	-1.33%	\$ 1,092.76	\$ 1,079.72	-1.19%
MGS-S Customer 4486	\$ 2,661.35	-3.09%	\$ 6,456.07	\$ 6,371.07	-1.32%	\$ 11,629.93	\$ 11,544.93	-0.73%
MGS-S Customer 4487	\$ 4,005.62	-3.36%	\$ 10,899.51	\$ 10,760.43	-1.28%	\$ 35,319.94	\$ 35,180.86	-0.39%
MGS-S Customer 4488	\$ 2,228.54	-2.94%	\$ 5,261.60	\$ 5,194.18	-1.28%	\$ 16,215.60	\$ 16,148.18	-0.42%
MGS-S Customer 4489	\$ 6,432.56	-3.64%	\$ 19,195.70	\$ 18,952.95	-1.26%	\$ 70,559.50	\$ 70,316.75	-0.34%
MGS-S Customer 4490	\$ 2,399.83	-3.01%	\$ 5,679.06	\$ 5,604.71	-1.31%	\$ 11,694.13	\$ 11,619.78	-0.64%
MGS-S Customer 4491	\$ 3,275.76	-3.39%	\$ 8,882.87	\$ 8,767.95	-1.29%	\$ 23,051.56	\$ 22,936.64	-0.50%
MGS-S Customer 4492	\$ 8,244.50	-3.63%	\$ 24,933.02	\$ 24,622.40	-1.25%	\$ 108,628.87	\$ 108,318.25	-0.29%
MGS-S Customer 4493	\$ 2,669.57	-3.28%	\$ 7,117.70	\$ 7,027.21	-1.27%	\$ 24,421.45	\$ 24,330.96	-0.37%
MGS-S Customer 4494	\$ 3,167.26	-3.22%	\$ 8,156.59	\$ 8,051.26	-1.29%	\$ 22,018.60	\$ 21,913.27	-0.48%
MGS-S Customer 4495	\$ 1,742.58	-2.94%	\$ 4,105.04	\$ 4,052.30	-1.28%	\$ 11,781.73	\$ 11,728.99	-0.45%
MGS-S Customer 4496	\$ 2,505.05	-3.04%	\$ 5,963.89	\$ 5,885.41	-1.32%	\$ 10,644.13	\$ 10,565.65	-0.74%
MGS-S Customer 4497	\$ 1,993.94	-2.82%	\$ 4,456.63	\$ 4,398.85	-1.30%	\$ 11,124.71	\$ 11,066.93	-0.52%
MGS-S Customer 4498	\$ 1,716.43	-2.93%	\$ 4,038.36	\$ 3,986.49	-1.28%	\$ 11,861.19	\$ 11,809.32	-0.44%
MGS-S Customer 4499	\$ 4,060.50	-3.45%	\$ 10,565.07	\$ 10,420.16	-1.37%	\$ 20,099.23	\$ 19,954.32	-0.72%
MGS-S Customer 4500	\$ 5,029.43	-3.47%	\$ 14,323.73	\$ 14,143.10	-1.26%	\$ 54,443.99	\$ 54,263.36	-0.33%
MGS-S Customer 4501	\$ 2,316.64	-2.97%	\$ 5,431.91	\$ 5,361.05	-1.30%	\$ 11,987.33	\$ 11,916.47	-0.59%
MGS-S Customer 4502	\$ 1,808.60	-2.98%	\$ 4,214.41	\$ 4,158.77	-1.32%	\$ 6,906.46	\$ 6,850.82	-0.81%
MGS-S Customer 4503	\$ 1,509.27	-2.47%	\$ 2,964.22	\$ 2,926.02	-1.29%	\$ 8,229.49	\$ 8,191.29	-0.46%
MGS-S Customer 4504	\$ 3,993.06	-3.35%	\$ 10,848.43	\$ 10,709.92	-1.28%	\$ 34,761.53	\$ 34,623.02	-0.40%
MGS-S Customer 4505	\$ 3,997.46	-3.35%	\$ 10,741.65	\$ 10,603.06	-1.29%	\$ 29,019.27	\$ 28,880.68	-0.48%
MGS-S Customer 4506	\$ 3,607.79	-3.44%	\$ 10,060.18	\$ 9,931.80	-1.28%	\$ 32,670.10	\$ 32,541.72	-0.39%
MGS-S Customer 4507	\$ 2,276.01	-2.95%	\$ 5,323.32	\$ 5,254.10	-1.30%	\$ 12,581.35	\$ 12,512.13	-0.55%
MGS-S Customer 4508	\$ 6,558.64	-3.74%	\$ 18,220.23	\$ 17,965.74	-1.40%	\$ 55,241.66	\$ 54,987.17	-0.46%
MGS-S Customer 4509	\$ 1,948.51	-2.79%	\$ 4,305.03	\$ 4,249.07	-1.30%	\$ 10,189.61	\$ 10,133.65	-0.55%
MGS-S Customer 4510	\$ 2,019.83	-3.08%	\$ 4,939.47	\$ 4,875.37	-1.30%	\$ 12,046.78	\$ 11,982.68	-0.53%
MGS-S Customer 4511	\$ 2,498.40	-3.04%	\$ 6,072.97	\$ 5,994.73	-1.29%	\$ 17,024.00	\$ 16,945.76	-0.46%
MGS-S Customer 4512	\$ 19,373.52	-3.78%	\$ 60,719.58	\$ 59,958.71	-1.25%	\$ 250,111.61	\$ 249,350.74	-0.30%
MGS-S Customer 4513	\$ 1,411.71	-2.72%	\$ 3,048.55	\$ 3,009.14	-1.29%	\$ 7,865.56	\$ 7,826.15	-0.50%
MGS-S Customer 4514	\$ 3,131.22	-3.21%	\$ 8,080.04	\$ 7,976.13	-1.29%	\$ 23,418.79	\$ 23,314.88	-0.44%
MGS-S Customer 4515	\$ 4,358.58	-3.40%	\$ 11,643.68	\$ 11,490.22	-1.32%	\$ 19,950.65	\$ 19,797.19	-0.77%
MGS-S Customer 4516	\$ 2,490.52	-3.03%	\$ 5,892.18	\$ 5,814.38	-1.32%	\$ 9,438.92	\$ 9,361.12	-0.82%
MGS-S Customer 4517	\$ 659.04	-1.36%	\$ 680.00	\$ 670.92	-1.34%	\$ 696.68	\$ 687.60	-1.30%

Customer	Distribution 8/25 Prices	Distribution % Difference	Delivery 1/25 Prices	Delivery 8/25 Prices	Delivery % Difference	Bundled 1/25 Prices	Bundled 8/25 Prices	Bundled % Difference
MGS-S Customer 4518	\$ 13,414.35	-3.73%	\$ 41,278.55	\$ 40,758.50	-1.26%	\$ 159,006.69	\$ 158,486.64	-0.33%
MGS-S Customer 4519	\$ 1,561.94	-2.83%	\$ 3,581.78	\$ 3,536.21	-1.27%	\$ 12,062.54	\$ 12,016.97	-0.38%
MGS-S Customer 4520	\$ 3,758.20	-3.46%	\$ 10,673.12	\$ 10,538.54	-1.26%	\$ 40,747.77	\$ 40,613.19	-0.33%
MGS-S Customer 4521	\$ 855.54	-1.96%	\$ 1,296.60	\$ 1,279.53	-1.32%	\$ 2,288.18	\$ 2,271.11	-0.75%
MGS-S Customer 4522	\$ 4,567.03	-3.53%	\$ 13,416.27	\$ 13,249.08	-1.25%	\$ 58,310.58	\$ 58,143.39	-0.29%
MGS-S Customer 4523	\$ 2,208.05	-2.92%	\$ 5,162.40	\$ 5,095.98	-1.29%	\$ 14,705.70	\$ 14,639.28	-0.45%
MGS-S Customer 4524	\$ 2,029.77	-3.08%	\$ 5,089.05	\$ 5,024.50	-1.27%	\$ 17,944.06	\$ 17,879.51	-0.36%
MGS-S Customer 4525	\$ 2,905.31	-3.16%	\$ 7,352.96	\$ 7,258.23	-1.29%	\$ 20,648.68	\$ 20,553.95	-0.46%
MGS-S Customer 4526	\$ 1,081.22	-1.89%	\$ 1,624.10	\$ 1,603.25	-1.28%	\$ 4,755.72	\$ 4,734.87	-0.44%
MGS-S Customer 4527	\$ 1,024.00	-1.78%	\$ 1,394.81	\$ 1,376.23	-1.33%	\$ 1,681.04	\$ 1,662.46	-1.11%
MGS-S Customer 4528	\$ 1,605.91	-2.87%	\$ 3,661.03	\$ 3,613.64	-1.29%	\$ 9,404.15	\$ 9,356.76	-0.50%
MGS-S Customer 4529	\$ 2,373.11	-2.99%	\$ 5,752.86	\$ 5,679.78	-1.27%	\$ 19,817.69	\$ 19,744.61	-0.37%
MGS-S Customer 4530	\$ 2,154.78	-3.13%	\$ 5,405.21	\$ 5,335.66	-1.29%	\$ 15,383.74	\$ 15,314.19	-0.45%
MGS-S Customer 4531	\$ 3,037.32	-3.19%	\$ 7,706.29	\$ 7,606.13	-1.30%	\$ 18,538.49	\$ 18,438.33	-0.54%
MGS-S Customer 4532	\$ 2,151.98	-2.91%	\$ 4,941.67	\$ 4,877.26	-1.30%	\$ 11,353.80	\$ 11,289.39	-0.57%
MGS-S Customer 4533	\$ 3,310.39	-3.24%	\$ 8,641.95	\$ 8,530.93	-1.28%	\$ 25,307.99	\$ 25,196.97	-0.44%
MGS-S Customer 4534	\$ 2,145.93	-3.13%	\$ 5,446.47	\$ 5,377.23	-1.27%	\$ 18,633.53	\$ 18,564.29	-0.37%
MGS-S Customer 4535	\$ 7,489.25	-3.99%	\$ 19,466.37	\$ 19,155.35	-1.60%	\$ 39,576.78	\$ 39,265.76	-0.79%
MGS-S Customer 4536	\$ 3,232.97	-3.23%	\$ 8,557.94	\$ 8,450.04	-1.26%	\$ 32,551.71	\$ 32,443.81	-0.33%
MGS-S Customer 4537	\$ 2,921.96	-3.16%	\$ 7,283.97	\$ 7,188.72	-1.31%	\$ 15,104.18	\$ 15,008.93	-0.63%
MGS-S Customer 4538	\$ 1,093.74	-2.37%	\$ 2,036.06	\$ 2,009.52	-1.30%	\$ 4,394.35	\$ 4,367.81	-0.60%
MGS-S Customer 4539	\$ 3,366.45	-3.26%	\$ 8,918.99	\$ 8,805.69	-1.27%	\$ 30,811.91	\$ 30,698.61	-0.37%
MGS-S Customer 4540	\$ 3,603.17	-3.30%	\$ 9,480.87	\$ 9,357.73	-1.30%	\$ 23,186.11	\$ 23,062.97	-0.53%
MGS-S Customer 4541	\$ 4,259.39	-3.41%	\$ 11,286.99	\$ 11,136.78	-1.33%	\$ 14,956.80	\$ 14,806.59	-1.00%
MGS-S Customer 4542	\$ 1,481.63	-2.78%	\$ 3,331.58	\$ 3,289.19	-1.27%	\$ 11,289.47	\$ 11,247.08	-0.38%
MGS-S Customer 4543	\$ 1,488.23	-2.77%	\$ 3,253.74	\$ 3,211.33	-1.30%	\$ 7,026.27	\$ 6,983.86	-0.60%
MGS-S Customer 4544	\$ 3,895.08	-3.34%	\$ 10,250.98	\$ 10,116.21	-1.31%	\$ 18,850.81	\$ 18,716.04	-0.71%
MGS-S Customer 4545	\$ 4,801.78	-3.55%	\$ 13,981.76	\$ 13,805.27	-1.26%	\$ 52,255.52	\$ 52,079.03	-0.34%
MGS-S Customer 4546	\$ 5,078.96	-3.48%	\$ 14,363.16	\$ 14,180.03	-1.27%	\$ 47,888.12	\$ 47,704.99	-0.38%
MGS-S Customer 4547	\$ 2,576.96	-3.06%	\$ 6,360.81	\$ 6,279.47	-1.28%	\$ 19,971.33	\$ 19,889.99	-0.41%
MGS-S Customer 4548	\$ 25,415.94	-4.60%	\$ 63,294.64	\$ 62,070.44	-1.93%	\$ 127,259.44	\$ 126,035.24	-0.96%
MGS-S Customer 4549	\$ 1,984.90	-2.81%	\$ 4,362.08	\$ 4,304.59	-1.32%	\$ 7,539.52	\$ 7,482.03	-0.76%
MGS-S Customer 4550	\$ 2,454.48	-3.22%	\$ 6,251.54	\$ 6,169.90	-1.31%	\$ 13,360.91	\$ 13,279.27	-0.61%
MGS-S Customer 4551	\$ 4,001.35	-3.36%	\$ 11,040.96	\$ 10,901.96	-1.26%	\$ 42,769.69	\$ 42,630.69	-0.32%
MGS-S Customer 4552	\$ 1,704.64	-2.63%	\$ 3,555.65	\$ 3,509.56	-1.30%	\$ 8,884.91	\$ 8,838.82	-0.52%
MGS-S Customer 4553	\$ 3,348.08	-3.40%	\$ 9,182.31	\$ 9,064.42	-1.28%	\$ 27,224.54	\$ 27,106.65	-0.43%
MGS-S Customer 4554	\$ 972.71	-1.67%	\$ 1,240.74	\$ 1,224.25	-1.33%	\$ 1,610.04	\$ 1,593.55	-1.02%
MGS-S Customer 4555	\$ 2,872.04	-3.15%	\$ 7,208.61	\$ 7,115.11	-1.30%	\$ 18,068.23	\$ 17,974.73	-0.52%
MGS-S Customer 4556	\$ 7,719.82	-3.61%	\$ 23,107.27	\$ 22,817.75	-1.25%	\$ 94,791.72	\$ 94,502.20	-0.31%
MGS-S Customer 4557	\$ 3,088.22	-3.20%	\$ 7,892.67	\$ 7,790.55	-1.29%	\$ 20,543.94	\$ 20,441.82	-0.50%

Customer	Distribution 8/25 Prices	Distribution % Difference	Delivery 1/25 Prices	Delivery 8/25 Prices	Delivery % Difference	Bundled 1/25 Prices	Bundled 8/25 Prices	Bundled % Difference
MGS-S Customer 4558	\$ 7,287.44	-3.76%	\$ 20,851.24	\$ 20,566.16	-1.37%	\$ 80,871.66	\$ 80,586.58	-0.35%
MGS-S Customer 4559	\$ 2,291.93	-2.96%	\$ 5,470.66	\$ 5,400.80	-1.28%	\$ 17,579.18	\$ 17,509.32	-0.40%
MGS-S Customer 4560	\$ 5,445.80	-3.50%	\$ 15,459.22	\$ 15,261.84	-1.28%	\$ 49,738.32	\$ 49,540.94	-0.40%
MGS-S Customer 4561	\$ 2,244.76	-2.93%	\$ 5,184.14	\$ 5,116.29	-1.31%	\$ 10,490.54	\$ 10,422.69	-0.65%
MGS-S Customer 4562	\$ 2,451.99	-3.02%	\$ 5,992.99	\$ 5,916.66	-1.27%	\$ 19,976.35	\$ 19,900.02	-0.38%
MGS-S Customer 4563	\$ 4,990.83	-3.46%	\$ 13,876.46	\$ 13,697.79	-1.29%	\$ 38,785.94	\$ 38,607.27	-0.46%
MGS-S Customer 4564	\$ 1,861.28	-3.00%	\$ 4,458.21	\$ 4,400.61	-1.29%	\$ 11,696.70	\$ 11,639.10	-0.49%
MGS-S Customer 4565	\$ 2,753.09	-3.11%	\$ 6,979.95	\$ 6,891.47	-1.27%	\$ 24,805.08	\$ 24,716.60	-0.36%
MGS-S Customer 4566	\$ 2,419.16	-3.01%	\$ 5,790.27	\$ 5,715.32	-1.29%	\$ 14,840.87	\$ 14,765.92	-0.51%
MGS-S Customer 4567	\$ 4,166.36	-3.38%	\$ 11,459.77	\$ 11,314.13	-1.27%	\$ 39,349.25	\$ 39,203.61	-0.37%
MGS-S Customer 4568	\$ 1,836.76	-2.98%	\$ 4,323.91	\$ 4,267.51	-1.30%	\$ 9,143.44	\$ 9,087.04	-0.62%
MGS-S Customer 4569	\$ 1,838.20	-2.73%	\$ 4,035.20	\$ 3,983.68	-1.28%	\$ 13,011.75	\$ 12,960.23	-0.40%
MGS-S Customer 4570	\$ 1,960.98	-3.05%	\$ 4,911.99	\$ 4,850.20	-1.26%	\$ 19,249.57	\$ 19,187.78	-0.32%
MGS-S Customer 4571	\$ 1,487.02	-2.80%	\$ 3,315.36	\$ 3,272.59	-1.29%	\$ 9,261.07	\$ 9,218.30	-0.46%
MGS-S Customer 4572	\$ 2,015.52	-2.83%	\$ 4,528.74	\$ 4,470.11	-1.29%	\$ 11,571.95	\$ 11,513.32	-0.51%
MGS-S Customer 4573	\$ 4,772.72	-3.44%	\$ 13,633.75	\$ 13,463.49	-1.25%	\$ 57,986.33	\$ 57,816.07	-0.29%
MGS-S Customer 4574	\$ 1,767.05	-2.96%	\$ 4,340.14	\$ 4,286.14	-1.24%	\$ 19,276.00	\$ 19,222.00	-0.28%
MGS-S Customer 4575	\$ 2,937.57	-3.33%	\$ 8,015.68	\$ 7,914.42	-1.26%	\$ 29,781.42	\$ 29,680.16	-0.34%
MGS-S Customer 4576	\$ 2,730.91	-3.11%	\$ 6,913.48	\$ 6,825.88	-1.27%	\$ 24,711.19	\$ 24,623.59	-0.35%
MGS-S Customer 4577	\$ 7,920.33	-3.62%	\$ 23,285.88	\$ 22,988.55	-1.28%	\$ 74,731.95	\$ 74,434.62	-0.40%
MGS-S Customer 4578	\$ 4,852.98	-3.55%	\$ 14,191.76	\$ 14,013.20	-1.26%	\$ 55,180.42	\$ 55,001.86	-0.32%
MGS-S Customer 4579	\$ 5,078.81	-3.47%	\$ 14,211.74	\$ 14,029.40	-1.28%	\$ 42,238.33	\$ 42,055.99	-0.43%
MGS-S Customer 4580	\$ 1,209.40	-2.11%	\$ 2,122.23	\$ 2,096.14	-1.23%	\$ 10,534.55	\$ 10,508.46	-0.25%
MGS-S Customer 4581	\$ 2,652.56	-3.26%	\$ 6,831.61	\$ 6,742.11	-1.31%	\$ 13,376.63	\$ 13,287.13	-0.67%
MGS-S Customer 4582	\$ 3,194.54	-3.38%	\$ 8,713.21	\$ 8,601.53	-1.28%	\$ 26,521.20	\$ 26,409.52	-0.42%
MGS-S Customer 4583	\$ 4,709.95	-3.43%	\$ 13,379.90	\$ 13,212.39	-1.25%	\$ 55,104.42	\$ 54,936.91	-0.30%
MGS-S Customer 4584	\$ 4,041.47	-3.49%	\$ 11,425.58	\$ 11,279.55	-1.28%	\$ 36,391.05	\$ 36,245.02	-0.40%
MGS-S Customer 4585	\$ 1,534.36	-2.81%	\$ 3,426.32	\$ 3,382.04	-1.29%	\$ 8,786.43	\$ 8,742.15	-0.50%
MGS-S Customer 4586	\$ 2,461.26	-3.22%	\$ 6,350.03	\$ 6,268.02	-1.29%	\$ 17,048.08	\$ 16,966.07	-0.48%
MGS-S Customer 4587	\$ 2,725.92	-3.29%	\$ 7,135.97	\$ 7,043.11	-1.30%	\$ 16,761.54	\$ 16,668.68	-0.55%
MGS-S Customer 4588	\$ 2,779.55	-3.30%	\$ 7,487.04	\$ 7,392.15	-1.27%	\$ 26,706.19	\$ 26,611.30	-0.36%
MGS-S Customer 4589	\$ 2,113.66	-2.88%	\$ 4,798.18	\$ 4,735.59	-1.30%	\$ 10,511.71	\$ 10,449.12	-0.60%
MGS-S Customer 4590	\$ 1,930.37	-3.04%	\$ 4,681.92	\$ 4,621.40	-1.29%	\$ 12,343.64	\$ 12,283.12	-0.49%
MGS-S Customer 4591	\$ 3,347.45	-3.34%	\$ 8,440.70	\$ 8,325.19	-1.37%	\$ 17,769.19	\$ 17,653.68	-0.65%
MGS-S Customer 4592	\$ 2,737.80	-3.11%	\$ 6,719.18	\$ 6,631.38	-1.31%	\$ 14,160.03	\$ 14,072.23	-0.62%
MGS-S Customer 4593	\$ 2,104.64	-3.11%	\$ 5,233.52	\$ 5,166.00	-1.29%	\$ 14,210.07	\$ 14,142.55	-0.48%
MGS-S Customer 4594	\$ 2,010.59	-2.82%	\$ 4,481.49	\$ 4,423.09	-1.30%	\$ 9,996.31	\$ 9,937.91	-0.58%
MGS-S Customer 4595	\$ 3,978.27	-3.35%	\$ 10,441.62	\$ 10,303.89	-1.32%	\$ 17,059.77	\$ 16,922.04	-0.81%
MGS-S Customer 4596	\$ 2,180.65	-2.91%	\$ 5,029.79	\$ 4,964.39	-1.30%	\$ 11,919.77	\$ 11,854.37	-0.55%
MGS-S Customer 4597	\$ 1,803.68	-2.71%	\$ 3,892.62	\$ 3,842.44	-1.29%	\$ 10,864.30	\$ 10,814.12	-0.46%

Internal Use

Customer	Distribution 8/25 Prices	Distribution % Difference	Delivery 1/25 Prices	Delivery 8/25 Prices	Delivery % Difference	Bundled 1/25 Prices	Bundled 8/25 Prices	Bundled % Difference
MGS-S Customer 4598	\$ 4,692.93	-3.44%	\$ 13,351.48	\$ 13,184.45	-1.25%	\$ 55,671.43	\$ 55,504.40	-0.30%
MGS-S Customer 4599	\$ 4,704.40	-3.43%	\$ 13,018.01	\$ 12,850.72	-1.29%	\$ 37,790.37	\$ 37,623.08	-0.44%
MGS-S Customer 4600	\$ 2,606.30	-3.26%	\$ 6,923.88	\$ 6,836.04	-1.27%	\$ 24,334.92	\$ 24,247.08	-0.36%
MGS-S Customer 4601	\$ 3,318.62	-3.25%	\$ 8,873.09	\$ 8,761.75	-1.25%	\$ 35,662.44	\$ 35,551.10	-0.31%
MGS-S Customer 4602	\$ 10,685.75	-3.69%	\$ 32,097.25	\$ 31,687.37	-1.28%	\$ 103,809.13	\$ 103,399.25	-0.39%
MGS-S Customer 4603	\$ 4,696.69	-3.44%	\$ 13,317.88	\$ 13,150.80	-1.25%	\$ 53,703.23	\$ 53,536.15	-0.31%
MGS-S Customer 4604	\$ 3,186.19	-3.22%	\$ 8,190.46	\$ 8,084.51	-1.29%	\$ 21,239.37	\$ 21,133.42	-0.50%
MGS-S Customer 4605	\$ 2,590.93	-3.26%	\$ 6,719.78	\$ 6,632.43	-1.30%	\$ 16,090.20	\$ 16,002.85	-0.54%
MGS-S Customer 4606	\$ 2,175.24	-2.90%	\$ 5,030.68	\$ 4,965.66	-1.29%	\$ 13,151.51	\$ 13,086.49	-0.49%
MGS-S Customer 4607	\$ 4,350.71	-3.52%	\$ 12,489.16	\$ 12,330.62	-1.27%	\$ 43,756.84	\$ 43,598.30	-0.36%
MGS-S Customer 4608	\$ 1,592.18	-2.55%	\$ 3,216.07	\$ 3,174.44	-1.29%	\$ 8,380.22	\$ 8,338.59	-0.50%
MGS-S Customer 4609	\$ 2,149.17	-3.13%	\$ 5,392.36	\$ 5,322.99	-1.29%	\$ 15,438.42	\$ 15,369.05	-0.45%
MGS-S Customer 4610	\$ 2,954.98	-3.34%	\$ 7,857.29	\$ 7,755.33	-1.30%	\$ 19,274.52	\$ 19,172.56	-0.53%
MGS-S Customer 4611	\$ 6,574.33	-3.57%	\$ 18,262.24	\$ 18,019.14	-1.33%	\$ 22,476.28	\$ 22,233.18	-1.08%
MGS-S Customer 4612	\$ 1,534.13	-2.49%	\$ 3,032.72	\$ 2,993.55	-1.29%	\$ 8,087.74	\$ 8,048.57	-0.48%
MGS-S Customer 4613	\$ 1,715.51	-2.93%	\$ 4,026.16	\$ 3,974.41	-1.29%	\$ 11,594.99	\$ 11,543.24	-0.45%
MGS-S Customer 4614	\$ 1,830.14	-2.99%	\$ 4,480.51	\$ 4,424.02	-1.26%	\$ 17,069.17	\$ 17,012.68	-0.33%
MGS-S Customer 4615	\$ 2,064.58	-3.10%	\$ 5,054.85	\$ 4,988.91	-1.30%	\$ 11,121.22	\$ 11,055.28	-0.59%
MGS-S Customer 4616	\$ 1,827.76	-2.72%	\$ 3,988.30	\$ 3,937.29	-1.28%	\$ 12,434.67	\$ 12,383.66	-0.41%
MGS-S Customer 4617	\$ 1,429.74	-2.39%	\$ 2,698.09	\$ 2,663.12	-1.30%	\$ 6,780.62	\$ 6,745.65	-0.52%
MGS-S Customer 4618	\$ 3,602.77	-3.30%	\$ 9,451.13	\$ 9,328.14	-1.30%	\$ 22,074.18	\$ 21,951.19	-0.56%
MGS-S Customer 4619	\$ 6,229.49	-3.55%	\$ 17,707.11	\$ 17,477.64	-1.30%	\$ 45,038.98	\$ 44,809.51	-0.51%
MGS-S Customer 4620	\$ 4,802.94	-3.55%	\$ 13,996.08	\$ 13,819.19	-1.26%	\$ 51,951.73	\$ 51,774.84	-0.34%
MGS-S Customer 4621	\$ 1,566.18	-2.82%	\$ 3,494.17	\$ 3,448.68	-1.30%	\$ 7,658.05	\$ 7,612.56	-0.59%
MGS-S Customer 4622	\$ 4,063.30	-3.37%	\$ 11,015.90	\$ 10,874.17	-1.29%	\$ 31,802.75	\$ 31,661.02	-0.45%
MGS-S Customer 4623	\$ 3,096.74	-3.21%	\$ 7,917.14	\$ 7,814.51	-1.30%	\$ 20,093.08	\$ 19,990.45	-0.51%
MGS-S Customer 4624	\$ 1,255.74	-2.56%	\$ 2,535.09	\$ 2,502.08	-1.30%	\$ 5,526.40	\$ 5,493.39	-0.60%
MGS-S Customer 4625	\$ 1,048.41	-2.32%	\$ 2,006.27	\$ 1,981.37	-1.24%	\$ 9,135.18	\$ 9,110.28	-0.27%
MGS-S Customer 4626	\$ 2,406.74	-3.01%	\$ 5,718.28	\$ 5,643.65	-1.31%	\$ 12,647.23	\$ 12,572.60	-0.59%
MGS-S Customer 4627	\$ 2,912.85	-3.16%	\$ 7,558.98	\$ 7,464.06	-1.26%	\$ 30,110.06	\$ 30,015.14	-0.32%
MGS-S Customer 4628	\$ 2,575.97	-3.06%	\$ 6,306.84	\$ 6,225.45	-1.29%	\$ 17,212.16	\$ 17,130.77	-0.47%
MGS-S Customer 4629	\$ 2,200.39	-3.15%	\$ 5,401.18	\$ 5,329.66	-1.32%	\$ 8,114.14	\$ 8,042.62	-0.88%
MGS-S Customer 4630	\$ 3,832.06	-3.33%	\$ 10,243.12	\$ 10,111.03	-1.29%	\$ 28,141.38	\$ 28,009.29	-0.47%
MGS-S Customer 4631	\$ 2,232.90	-2.94%	\$ 5,331.46	\$ 5,263.94	-1.27%	\$ 19,244.20	\$ 19,176.68	-0.35%
MGS-S Customer 4632	\$ 2,135.80	-3.13%	\$ 5,282.91	\$ 5,213.98	-1.30%	\$ 11,721.67	\$ 11,652.74	-0.59%
MGS-S Customer 4633	\$ 1,644.72	-2.89%	\$ 3,775.39	\$ 3,726.47	-1.30%	\$ 9,456.01	\$ 9,407.09	-0.52%
MGS-S Customer 4634	\$ 12,251.66	-3.81%	\$ 35,997.15	\$ 35,512.32	-1.35%	\$ 96,088.41	\$ 95,603.58	-0.50%
MGS-S Customer 4635	\$ 2,746.84	-3.11%	\$ 6,810.74	\$ 6,722.45	-1.30%	\$ 17,096.30	\$ 17,008.01	-0.52%
MGS-S Customer 4636	\$ 2,528.60	-3.06%	\$ 5,997.27	\$ 5,917.50	-1.33%	\$ 8,006.03	\$ 7,926.26	-1.00%
MGS-S Customer 4637	\$ 1,870.89	-3.02%	\$ 4,505.63	\$ 4,447.32	-1.29%	\$ 12,113.78	\$ 12,055.57	-0.48%

Customer	Distribution 8/25 Prices	Distribution % Difference	Delivery 1/25 Prices	Delivery 8/25 Prices	Delivery % Difference	Bundled 1/25 Prices	Bundled 8/25 Prices	Bundled % Difference
MGS-S Customer 4638	\$ 1,728.72	-2.65%	\$ 3,643.61	\$ 3,596.62	-1.29%	\$ 9,909.14	\$ 9,862.15	-0.47%
MGS-S Customer 4639	\$ 1,863.39	-2.74%	\$ 4,087.18	\$ 4,034.76	-1.28%	\$ 12,161.62	\$ 12,109.20	-0.43%
MGS-S Customer 4640	\$ 4,670.75	-3.43%	\$ 12,956.07	\$ 12,790.08	-1.28%	\$ 39,556.65	\$ 39,390.66	-0.42%
MGS-S Customer 4641	\$ 1,813.67	-2.70%	\$ 3,886.25	\$ 3,835.88	-1.30%	\$ 9,607.20	\$ 9,556.83	-0.52%
MGS-S Customer 4642	\$ 3,495.40	-3.42%	\$ 9,740.26	\$ 9,616.37	-1.27%	\$ 33,166.83	\$ 33,042.94	-0.37%
MGS-S Customer 4643	\$ 2,436.98	-3.01%	\$ 5,875.93	\$ 5,800.20	-1.29%	\$ 16,340.31	\$ 16,264.58	-0.46%
MGS-S Customer 4644	\$ 3,437.70	-3.27%	\$ 9,180.18	\$ 9,063.89	-1.27%	\$ 33,047.57	\$ 32,931.28	-0.35%
MGS-S Customer 4645	\$ 1,587.28	-2.54%	\$ 3,254.89	\$ 3,213.56	-1.27%	\$ 11,283.51	\$ 11,242.18	-0.37%
MGS-S Customer 4646	\$ 2,222.00	-3.15%	\$ 5,686.90	\$ 5,614.54	-1.27%	\$ 19,280.28	\$ 19,207.92	-0.38%
MGS-S Customer 4647	\$ 2,783.90	-3.30%	\$ 7,403.16	\$ 7,308.13	-1.28%	\$ 21,951.90	\$ 21,856.87	-0.43%
MGS-S Customer 4648	\$ 3,163.94	-3.22%	\$ 8,222.81	\$ 8,117.71	-1.28%	\$ 26,029.66	\$ 25,924.56	-0.40%
MGS-S Customer 4649	\$ 4,294.56	-3.42%	\$ 11,847.57	\$ 11,695.42	-1.28%	\$ 42,813.02	\$ 42,660.87	-0.36%
MGS-S Customer 4650	\$ 1,110.70	-2.41%	\$ 2,101.14	\$ 2,073.68	-1.31%	\$ 4,546.61	\$ 4,519.15	-0.60%
MGS-S Customer 4651	\$ 1,404.10	-2.36%	\$ 2,638.25	\$ 2,604.30	-1.29%	\$ 7,522.34	\$ 7,488.39	-0.45%
MGS-S Customer 4652	\$ 2,542.40	-3.05%	\$ 6,195.35	\$ 6,115.39	-1.29%	\$ 16,769.08	\$ 16,689.12	-0.48%
MGS-S Customer 4653	\$ 2,296.74	-3.18%	\$ 5,900.76	\$ 5,825.25	-1.28%	\$ 18,601.17	\$ 18,525.66	-0.41%
MGS-S Customer 4654	\$ 10,226.89	-3.99%	\$ 27,448.93	\$ 27,024.36	-1.55%	\$ 38,881.01	\$ 38,456.44	-1.09%
MGS-S Customer 4655	\$ 2,813.13	-3.13%	\$ 7,128.68	\$ 7,037.74	-1.28%	\$ 23,258.60	\$ 23,167.66	-0.39%
MGS-S Customer 4656	\$ 1,592.54	-2.86%	\$ 3,693.42	\$ 3,646.59	-1.27%	\$ 13,065.78	\$ 13,018.95	-0.36%
MGS-S Customer 4657	\$ 2,481.55	-3.03%	\$ 6,034.01	\$ 5,956.51	-1.28%	\$ 17,704.56	\$ 17,627.06	-0.44%
MGS-S Customer 4658	\$ 3,433.12	-3.27%	\$ 9,252.50	\$ 9,136.52	-1.25%	\$ 37,672.16	\$ 37,556.18	-0.31%
MGS-S Customer 4659	\$ 21,251.08	-3.79%	\$ 65,723.81	\$ 64,886.60	-1.27%	\$ 219,504.42	\$ 218,667.21	-0.38%
MGS-S Customer 4660	\$ 1,743.12	-2.66%	\$ 3,718.51	\$ 3,670.90	-1.28%	\$ 11,419.65	\$ 11,372.04	-0.42%
MGS-S Customer 4661	\$ 1,834.70	-2.99%	\$ 4,433.47	\$ 4,376.89	-1.28%	\$ 14,271.34	\$ 14,214.76	-0.40%
MGS-S Customer 4662	\$ 727.78	-1.61%	\$ 896.55	\$ 884.67	-1.33%	\$ 1,296.47	\$ 1,284.59	-0.92%
MGS-S Customer 4663	\$ 12,066.59	-4.10%	\$ 32,715.51	\$ 32,199.18	-1.58%	\$ 79,883.55	\$ 79,367.22	-0.65%
MGS-S Customer 4664	\$ 1,972.38	-3.06%	\$ 4,921.71	\$ 4,859.47	-1.26%	\$ 18,069.34	\$ 18,007.10	-0.34%
MGS-S Customer 4665	\$ 2,153.15	-2.90%	\$ 4,949.06	\$ 4,884.83	-1.30%	\$ 12,114.31	\$ 12,050.08	-0.53%
MGS-S Customer 4666	\$ 3,878.08	-3.47%	\$ 10,950.89	\$ 10,811.55	-1.27%	\$ 37,080.59	\$ 36,941.25	-0.38%
MGS-S Customer 4667	\$ 2,964.50	-3.34%	\$ 8,109.60	\$ 8,007.18	-1.26%	\$ 30,300.18	\$ 30,197.76	-0.34%
MGS-S Customer 4668	\$ 2,625.47	-3.26%	\$ 6,810.82	\$ 6,722.30	-1.30%	\$ 16,081.26	\$ 15,992.74	-0.55%
MGS-S Customer 4669	\$ 3,582.76	-3.29%	\$ 9,589.57	\$ 9,467.57	-1.27%	\$ 32,401.17	\$ 32,279.17	-0.38%
MGS-S Customer 4670	\$ 1,943.58	-3.05%	\$ 4,809.47	\$ 4,748.38	-1.27%	\$ 16,700.20	\$ 16,639.11	-0.37%
MGS-S Customer 4671	\$ 4,296.21	-3.39%	\$ 11,958.24	\$ 11,807.33	-1.26%	\$ 44,975.87	\$ 44,824.96	-0.34%
MGS-S Customer 4672	\$ 3,901.39	-3.34%	\$ 10,795.35	\$ 10,660.37	-1.25%	\$ 45,275.55	\$ 45,140.57	-0.30%
MGS-S Customer 4673	\$ 2,754.04	-3.12%	\$ 7,179.97	\$ 7,091.42	-1.23%	\$ 34,557.54	\$ 34,468.99	-0.26%
MGS-S Customer 4674	\$ 5,844.92	-3.53%	\$ 16,834.47	\$ 16,620.88	-1.27%	\$ 59,230.86	\$ 59,017.27	-0.36%
MGS-S Customer 4675	\$ 1,981.15	-2.81%	\$ 4,397.58	\$ 4,340.39	-1.30%	\$ 10,220.46	\$ 10,163.27	-0.56%
MGS-S Customer 4676	\$ 3,316.87	-3.39%	\$ 8,878.21	\$ 8,761.78	-1.31%	\$ 17,114.34	\$ 16,997.91	-0.68%
MGS-S Customer 4677	\$ 1,709.20	-2.93%	\$ 4,015.52	\$ 3,963.90	-1.29%	\$ 11,670.96	\$ 11,619.34	-0.44%

Internal Use

Customer	Distribution 8/25 Prices	Distribution % Difference	Delivery 1/25 Prices	Delivery 8/25 Prices	Delivery % Difference	Bundled 1/25 Prices	Bundled 8/25 Prices	Bundled % Difference
MGS-S Customer 4678	\$ 4,226.03	-3.39%	\$ 11,563.81	\$ 11,415.70	-1.28%	\$ 35,559.41	\$ 35,411.30	-0.42%
MGS-S Customer 4679	\$ 2,482.56	-3.03%	\$ 6,025.54	\$ 5,948.07	-1.29%	\$ 17,323.93	\$ 17,246.46	-0.45%
MGS-S Customer 4680	\$ 1,670.47	-2.61%	\$ 3,486.23	\$ 3,441.44	-1.28%	\$ 10,281.38	\$ 10,236.59	-0.44%
MGS-S Customer 4681	\$ 1,751.67	-2.95%	\$ 4,224.55	\$ 4,171.27	-1.26%	\$ 15,999.99	\$ 15,946.71	-0.33%
MGS-S Customer 4682	\$ 1,828.19	-2.72%	\$ 3,955.99	\$ 3,904.95	-1.29%	\$ 10,735.82	\$ 10,684.78	-0.48%
MGS-S Customer 4683	\$ 1,836.32	-3.00%	\$ 4,495.17	\$ 4,438.45	-1.26%	\$ 16,963.16	\$ 16,906.44	-0.33%
MGS-S Customer 4684	\$ 14,979.32	-3.75%	\$ 45,443.53	\$ 44,860.12	-1.28%	\$ 135,602.13	\$ 135,018.72	-0.43%
MGS-S Customer 4685	\$ 1,946.54	-3.05%	\$ 4,728.03	\$ 4,666.85	-1.29%	\$ 12,254.92	\$ 12,193.74	-0.50%
MGS-S Customer 4686	\$ 11,283.15	-3.70%	\$ 34,882.86	\$ 34,449.43	-1.24%	\$ 156,075.48	\$ 155,642.05	-0.28%
MGS-S Customer 4687	\$ 8,420.71	-3.64%	\$ 24,836.72	\$ 24,518.65	-1.28%	\$ 76,895.25	\$ 76,577.18	-0.41%
MGS-S Customer 4688	\$ 2,032.79	-2.84%	\$ 4,607.78	\$ 4,548.41	-1.29%	\$ 12,855.22	\$ 12,795.85	-0.46%
MGS-S Customer 4689	\$ 1,339.06	-2.28%	\$ 2,494.32	\$ 2,463.01	-1.26%	\$ 10,008.30	\$ 9,976.99	-0.31%
MGS-S Customer 4690	\$ 3,112.10	-3.20%	\$ 7,810.49	\$ 7,707.69	-1.32%	\$ 13,613.83	\$ 13,511.03	-0.76%
MGS-S Customer 4691	\$ 1,722.55	-2.94%	\$ 4,031.71	\$ 3,979.60	-1.29%	\$ 10,651.58	\$ 10,599.47	-0.49%
MGS-S Customer 4692	\$ 4,275.97	-3.39%	\$ 11,408.70	\$ 11,258.56	-1.32%	\$ 20,376.11	\$ 20,225.97	-0.74%
MGS-S Customer 4693	\$ 7,216.67	-3.60%	\$ 21,149.70	\$ 20,879.91	-1.28%	\$ 69,926.57	\$ 69,656.78	-0.39%
MGS-S Customer 4694	\$ 14,874.23	-4.14%	\$ 40,928.93	\$ 40,286.67	-1.57%	\$ 110,254.98	\$ 109,612.72	-0.58%
MGS-S Customer 4695	\$ 1,847.37	-2.73%	\$ 3,991.40	\$ 3,939.62	-1.30%	\$ 9,737.61	\$ 9,685.83	-0.53%
MGS-S Customer 4696	\$ 4,274.81	-3.40%	\$ 11,452.83	\$ 11,302.49	-1.31%	\$ 22,166.19	\$ 22,015.85	-0.68%
MGS-S Customer 4697	\$ 1,463.17	-2.77%	\$ 3,202.53	\$ 3,160.83	-1.30%	\$ 7,424.12	\$ 7,382.42	-0.56%
MGS-S Customer 4698	\$ 2,213.17	-2.93%	\$ 5,059.21	\$ 4,992.50	-1.32%	\$ 8,592.24	\$ 8,525.53	-0.78%
MGS-S Customer 4699	\$ 5,535.62	-3.88%	\$ 13,938.33	\$ 13,714.95	-1.60%	\$ 25,707.49	\$ 25,484.11	-0.87%
MGS-S Customer 4700	\$ 1,781.56	-2.69%	\$ 3,801.15	\$ 3,751.97	-1.29%	\$ 9,805.36	\$ 9,756.18	-0.50%
MGS-S Customer 4701	\$ 1,798.42	-2.70%	\$ 3,871.62	\$ 3,821.79	-1.29%	\$ 10,942.26	\$ 10,892.43	-0.46%
MGS-S Customer 4702	\$ 9,193.78	-3.78%	\$ 25,796.77	\$ 25,435.80	-1.40%	\$ 43,859.57	\$ 43,498.60	-0.82%
MGS-S Customer 4703	\$ 1,852.83	-2.73%	\$ 3,992.59	\$ 3,940.54	-1.30%	\$ 8,864.79	\$ 8,812.74	-0.59%
MGS-S Customer 4704	\$ 2,614.52	-3.07%	\$ 6,227.04	\$ 6,144.12	-1.33%	\$ 7,579.92	\$ 7,497.00	-1.09%
MGS-S Customer 4705	\$ 2,754.79	-3.12%	\$ 6,858.31	\$ 6,769.65	-1.29%	\$ 18,184.12	\$ 18,095.46	-0.49%
MGS-S Customer 4706	\$ 3,305.56	-3.24%	\$ 8,690.62	\$ 8,579.94	-1.27%	\$ 28,823.88	\$ 28,713.20	-0.38%
MGS-S Customer 4707	\$ 1,777.00	-2.96%	\$ 4,167.76	\$ 4,113.48	-1.30%	\$ 9,460.45	\$ 9,406.17	-0.57%
MGS-S Customer 4708	\$ 2,127.85	-3.12%	\$ 5,305.99	\$ 5,237.46	-1.29%	\$ 14,244.84	\$ 14,176.31	-0.48%
MGS-S Customer 4709	\$ 2,681.92	-3.11%	\$ 6,452.87	\$ 6,366.90	-1.33%	\$ 8,070.84	\$ 7,984.87	-1.07%
MGS-S Customer 4710	\$ 1,924.77	-2.78%	\$ 4,257.83	\$ 4,202.77	-1.29%	\$ 11,207.69	\$ 11,152.63	-0.49%
MGS-S Customer 4711	\$ 2,134.22	-3.12%	\$ 5,375.24	\$ 5,306.61	-1.28%	\$ 17,128.74	\$ 17,060.11	-0.40%
MGS-S Customer 4712	\$ 1,968.39	-2.80%	\$ 4,396.49	\$ 4,339.70	-1.29%	\$ 11,779.98	\$ 11,723.19	-0.48%
MGS-S Customer 4713	\$ 5,644.60	-3.51%	\$ 16,158.39	\$ 15,952.97	-1.27%	\$ 55,263.99	\$ 55,058.57	-0.37%
MGS-S Customer 4714	\$ 1,600.09	-2.86%	\$ 3,657.82	\$ 3,610.72	-1.29%	\$ 10,239.86	\$ 10,192.76	-0.46%
MGS-S Customer 4715	\$ 4,384.40	-3.41%	\$ 12,087.29	\$ 11,932.38	-1.28%	\$ 37,298.43	\$ 37,143.52	-0.42%
MGS-S Customer 4716	\$ 3,985.06	-3.37%	\$ 10,697.38	\$ 10,558.60	-1.30%	\$ 26,959.39	\$ 26,820.61	-0.51%
MGS-S Customer 4717	\$ 6,531.75	-3.56%	\$ 18,997.02	\$ 18,755.68	-1.27%	\$ 65,644.02	\$ 65,402.68	-0.37%

Internal Use

Customer	Distribution 8/25 Prices	Distribution % Difference	Delivery 1/25 Prices	Delivery 8/25 Prices	Delivery % Difference	Bundled 1/25 Prices	Bundled 8/25 Prices	Bundled % Difference
MGS-S Customer 4718	\$ 2,146.93	-2.89%	\$ 4,938.70	\$ 4,874.79	-1.29%	\$ 12,668.98	\$ 12,605.07	-0.50%
MGS-S Customer 4719	\$ 5,686.82	-3.52%	\$ 16,079.49	\$ 15,872.17	-1.29%	\$ 44,590.56	\$ 44,383.24	-0.46%
MGS-S Customer 4720	\$ 1,940.66	-2.78%	\$ 4,242.55	\$ 4,187.06	-1.31%	\$ 8,638.73	\$ 8,583.24	-0.64%
MGS-S Customer 4721	\$ 2,370.38	-2.99%	\$ 5,636.37	\$ 5,563.40	-1.29%	\$ 14,392.05	\$ 14,319.08	-0.51%
MGS-S Customer 4722	\$ 1,958.91	-3.05%	\$ 4,965.32	\$ 4,903.64	-1.24%	\$ 22,276.38	\$ 22,214.70	-0.28%
MGS-S Customer 4723	\$ 3,023.54	-3.35%	\$ 8,471.31	\$ 8,366.55	-1.24%	\$ 39,784.47	\$ 39,679.71	-0.26%
MGS-S Customer 4724	\$ 1,755.97	-2.67%	\$ 3,733.84	\$ 3,685.68	-1.29%	\$ 10,232.13	\$ 10,183.97	-0.47%
MGS-S Customer 4725	\$ 2,137.90	-2.89%	\$ 4,929.79	\$ 4,866.18	-1.29%	\$ 13,412.72	\$ 13,349.11	-0.47%
MGS-S Customer 4726	\$ 5,155.58	-3.47%	\$ 14,395.63	\$ 14,210.12	-1.29%	\$ 39,903.85	\$ 39,718.34	-0.46%
MGS-S Customer 4727	\$ 4,893.13	-3.46%	\$ 13,973.57	\$ 13,798.44	-1.25%	\$ 57,128.67	\$ 56,953.54	-0.31%
MGS-S Customer 4728	\$ 2,699.58	-3.10%	\$ 6,740.22	\$ 6,653.75	-1.28%	\$ 20,342.17	\$ 20,255.70	-0.43%
MGS-S Customer 4729	\$ 5,171.93	-3.48%	\$ 14,441.35	\$ 14,254.90	-1.29%	\$ 39,081.17	\$ 38,894.72	-0.48%
MGS-S Customer 4730	\$ 9,659.76	-3.67%	\$ 29,109.60	\$ 28,741.97	-1.26%	\$ 108,298.89	\$ 107,931.26	-0.34%
MGS-S Customer 4731	\$ 2,725.80	-3.10%	\$ 6,881.08	\$ 6,793.76	-1.27%	\$ 24,031.37	\$ 23,944.05	-0.36%
MGS-S Customer 4732	\$ 1,377.90	-2.33%	\$ 2,521.15	\$ 2,488.23	-1.31%	\$ 5,469.15	\$ 5,436.23	-0.60%
MGS-S Customer 4733	\$ 1,431.59	-2.39%	\$ 2,710.57	\$ 2,675.55	-1.29%	\$ 7,160.00	\$ 7,124.98	-0.49%
MGS-S Customer 4734	\$ 2,276.91	-3.17%	\$ 5,860.90	\$ 5,786.28	-1.27%	\$ 19,738.34	\$ 19,663.72	-0.38%
MGS-S Customer 4735	\$ 1,603.44	-2.87%	\$ 3,662.38	\$ 3,615.05	-1.29%	\$ 9,727.15	\$ 9,679.82	-0.49%
MGS-S Customer 4736	\$ 1,564.32	-2.52%	\$ 3,175.49	\$ 3,135.05	-1.27%	\$ 10,616.34	\$ 10,575.90	-0.38%
MGS-S Customer 4737	\$ 1,912.66	-3.03%	\$ 4,611.26	\$ 4,551.44	-1.30%	\$ 11,398.64	\$ 11,338.82	-0.52%
MGS-S Customer 4738	\$ 1,506.56	-2.80%	\$ 3,353.91	\$ 3,310.58	-1.29%	\$ 8,866.10	\$ 8,822.77	-0.49%
MGS-S Customer 4739	\$ 2,201.13	-3.14%	\$ 5,636.48	\$ 5,565.03	-1.27%	\$ 20,011.99	\$ 19,940.54	-0.36%
MGS-S Customer 4740	\$ 10,049.83	-3.72%	\$ 29,704.64	\$ 29,316.75	-1.31%	\$ 90,481.48	\$ 90,093.59	-0.43%
MGS-S Customer 4741	\$ 8,759.09	-3.66%	\$ 26,165.90	\$ 25,833.40	-1.27%	\$ 91,399.03	\$ 91,066.53	-0.36%
MGS-S Customer 4742	\$ 2,535.27	-3.05%	\$ 6,221.90	\$ 6,142.17	-1.28%	\$ 19,013.03	\$ 18,933.30	-0.42%
MGS-S Customer 4743	\$ 2,212.16	-2.93%	\$ 5,250.74	\$ 5,184.00	-1.27%	\$ 18,139.68	\$ 18,072.94	-0.37%
MGS-S Customer 4744	\$ 15,274.39	-4.08%	\$ 42,410.31	\$ 41,759.82	-1.53%	\$ 102,695.82	\$ 102,045.33	-0.63%
MGS-S Customer 4745	\$ 12,262.06	-3.71%	\$ 37,668.16	\$ 37,195.09	-1.26%	\$ 150,140.17	\$ 149,667.10	-0.32%
MGS-S Customer 4746	\$ 2,025.48	-3.08%	\$ 5,022.84	\$ 4,958.58	-1.28%	\$ 15,558.18	\$ 15,493.92	-0.41%
MGS-S Customer 4747	\$ 3,481.36	-3.42%	\$ 9,660.43	\$ 9,537.25	-1.28%	\$ 31,628.76	\$ 31,505.58	-0.39%
MGS-S Customer 4748	\$ 2,771.09	-3.13%	\$ 6,931.07	\$ 6,841.41	-1.29%	\$ 18,572.25	\$ 18,482.59	-0.48%
MGS-S Customer 4749	\$ 4,869.15	-3.45%	\$ 13,441.87	\$ 13,267.89	-1.29%	\$ 34,512.09	\$ 34,338.11	-0.50%
MGS-S Customer 4750	\$ 1,929.27	-3.04%	\$ 4,712.26	\$ 4,651.84	-1.28%	\$ 14,177.86	\$ 14,117.44	-0.43%
MGS-S Customer 4751	\$ 2,873.84	-3.32%	\$ 7,834.35	\$ 7,735.63	-1.26%	\$ 30,069.03	\$ 29,970.31	-0.33%
MGS-S Customer 4752	\$ 3,608.26	-3.44%	\$ 9,837.45	\$ 9,708.93	-1.31%	\$ 21,135.84	\$ 21,007.32	-0.61%
MGS-S Customer 4753	\$ 1,190.88	-2.51%	\$ 2,406.52	\$ 2,375.87	-1.27%	\$ 8,064.86	\$ 8,034.21	-0.38%
MGS-S Customer 4754	\$ 1,658.48	-2.59%	\$ 3,406.17	\$ 3,362.01	-1.30%	\$ 8,420.52	\$ 8,376.36	-0.52%
MGS-S Customer 4755	\$ 2,563.33	-3.06%	\$ 6,328.93	\$ 6,248.07	-1.28%	\$ 20,234.82	\$ 20,153.96	-0.40%
MGS-S Customer 4756	\$ 2,622.71	-3.08%	\$ 6,429.00	\$ 6,345.79	-1.29%	\$ 16,539.05	\$ 16,455.84	-0.50%
MGS-S Customer 4757	\$ 2,220.58	-2.93%	\$ 5,238.67	\$ 5,171.68	-1.28%	\$ 16,505.07	\$ 16,438.08	-0.41%

Customer	Distribution 8/25 Prices	Distribution % Difference	Delivery 1/25 Prices	Delivery 8/25 Prices	Delivery % Difference	Bundled 1/25 Prices	Bundled 8/25 Prices	Bundled % Difference
MGS-S Customer 4758	\$ 2,267.50	-3.17%	\$ 5,823.92	\$ 5,749.72	-1.27%	\$ 19,390.56	\$ 19,316.36	-0.38%
MGS-S Customer 4759	\$ 15,505.12	-3.77%	\$ 48,137.79	\$ 47,531.07	-1.26%	\$ 202,896.50	\$ 202,289.78	-0.30%
MGS-S Customer 4760	\$ 4,198.57	-3.38%	\$ 11,325.87	\$ 11,178.86	-1.30%	\$ 27,734.13	\$ 27,587.12	-0.53%
MGS-S Customer 4761	\$ 2,593.33	-3.06%	\$ 6,332.50	\$ 6,250.64	-1.29%	\$ 16,469.97	\$ 16,388.11	-0.50%
MGS-S Customer 4762	\$ 2,002.53	-2.82%	\$ 4,508.33	\$ 4,450.25	-1.29%	\$ 12,547.92	\$ 12,489.84	-0.46%
MGS-S Customer 4763	\$ 12,690.83	-3.73%	\$ 38,825.62	\$ 38,334.13	-1.27%	\$ 141,845.74	\$ 141,354.25	-0.35%
MGS-S Customer 4764	\$ 4,400.48	-3.40%	\$ 12,310.53	\$ 12,155.43	-1.26%	\$ 47,243.22	\$ 47,088.12	-0.33%
MGS-S Customer 4765	\$ 8,677.43	-3.74%	\$ 25,445.02	\$ 25,107.58	-1.33%	\$ 95,383.53	\$ 95,046.09	-0.35%
MGS-S Customer 4766	\$ 16,856.71	-3.76%	\$ 51,540.19	\$ 50,880.92	-1.28%	\$ 161,992.02	\$ 161,332.75	-0.41%
MGS-S Customer 4767	\$ 7,389.26	-3.61%	\$ 21,212.36	\$ 20,935.88	-1.30%	\$ 48,196.87	\$ 47,920.39	-0.57%
MGS-S Customer 4768	\$ 5,352.84	-3.50%	\$ 15,006.94	\$ 14,812.63	-1.29%	\$ 39,235.41	\$ 39,041.10	-0.50%
MGS-S Customer 4769	\$ 6,490.45	-3.57%	\$ 18,806.36	\$ 18,566.00	-1.28%	\$ 60,533.17	\$ 60,292.81	-0.40%
MGS-S Customer 4770	\$ 3,076.67	-3.36%	\$ 8,202.72	\$ 8,095.89	-1.30%	\$ 18,655.56	\$ 18,548.73	-0.57%
MGS-S Customer 4771	\$ 1,308.06	-2.64%	\$ 2,724.86	\$ 2,689.43	-1.30%	\$ 6,503.33	\$ 6,467.90	-0.54%
MGS-S Customer 4772	\$ 2,465.86	-3.23%	\$ 6,436.86	\$ 6,354.62	-1.28%	\$ 20,588.64	\$ 20,506.40	-0.40%
MGS-S Customer 4773	\$ 5,319.50	-3.48%	\$ 15,072.26	\$ 14,880.31	-1.27%	\$ 49,927.25	\$ 49,735.30	-0.38%
MGS-S Customer 4774	\$ 1,617.88	-2.86%	\$ 3,646.01	\$ 3,598.45	-1.30%	\$ 7,649.01	\$ 7,601.45	-0.62%
MGS-S Customer 4775	\$ 7,519.54	-3.61%	\$ 22,361.04	\$ 22,079.46	-1.26%	\$ 86,778.32	\$ 86,496.74	-0.32%
MGS-S Customer 4776	\$ 1,695.83	-2.91%	\$ 3,896.46	\$ 3,845.66	-1.30%	\$ 8,421.30	\$ 8,370.50	-0.60%
MGS-S Customer 4777	\$ 1,542.47	-2.49%	\$ 3,022.68	\$ 2,983.25	-1.30%	\$ 6,527.83	\$ 6,488.40	-0.60%
MGS-S Customer 4778	\$ 4,334.19	-3.40%	\$ 12,092.97	\$ 11,940.47	-1.26%	\$ 45,979.00	\$ 45,826.50	-0.33%
MGS-S Customer 4779	\$ 1,710.59	-2.64%	\$ 3,583.84	\$ 3,537.53	-1.29%	\$ 9,482.47	\$ 9,436.16	-0.49%
MGS-S Customer 4780	\$ 2,451.35	-3.02%	\$ 5,953.75	\$ 5,877.49	-1.28%	\$ 18,230.24	\$ 18,153.98	-0.42%
MGS-S Customer 4781	\$ 2,965.40	-3.17%	\$ 7,546.82	\$ 7,449.73	-1.29%	\$ 21,629.36	\$ 21,532.27	-0.45%
MGS-S Customer 4782	\$ 3,276.02	-3.40%	\$ 8,797.29	\$ 8,682.14	-1.31%	\$ 18,227.13	\$ 18,111.98	-0.63%
MGS-S Customer 4783	\$ 1,453.94	-2.41%	\$ 2,781.68	\$ 2,745.86	-1.29%	\$ 7,658.45	\$ 7,622.63	-0.47%
MGS-S Customer 4784	\$ 2,704.03	-3.09%	\$ 6,500.13	\$ 6,413.85	-1.33%	\$ 8,588.87	\$ 8,502.59	-1.00%
MGS-S Customer 4785	\$ 5,352.09	-3.50%	\$ 14,953.62	\$ 14,759.56	-1.30%	\$ 37,203.04	\$ 37,008.98	-0.52%
MGS-S Customer 4786	\$ 5,537.45	-3.51%	\$ 15,871.54	\$ 15,670.24	-1.27%	\$ 56,266.03	\$ 56,064.73	-0.36%
MGS-S Customer 4787	\$ 2,562.41	-3.06%	\$ 6,320.76	\$ 6,239.99	-1.28%	\$ 20,077.31	\$ 19,996.54	-0.40%
MGS-S Customer 4788	\$ 3,244.96	-3.24%	\$ 8,362.68	\$ 8,254.15	-1.30%	\$ 20,666.59	\$ 20,558.06	-0.53%
MGS-S Customer 4789	\$ 2,612.16	-3.26%	\$ 6,831.94	\$ 6,743.92	-1.29%	\$ 19,011.30	\$ 18,923.28	-0.46%
MGS-S Customer 4790	\$ 2,702.49	-3.28%	\$ 7,162.24	\$ 7,070.45	-1.28%	\$ 21,861.80	\$ 21,770.01	-0.42%
MGS-S Customer 4791	\$ 2,625.49	-3.08%	\$ 6,302.29	\$ 6,218.92	-1.32%	\$ 9,693.64	\$ 9,610.27	-0.86%
MGS-S Customer 4792	\$ 3,430.66	-3.42%	\$ 9,425.59	\$ 9,304.26	-1.29%	\$ 26,901.42	\$ 26,780.09	-0.45%
MGS-S Customer 4793	\$ 1,754.52	-2.95%	\$ 4,116.15	\$ 4,062.73	-1.30%	\$ 10,088.14	\$ 10,034.72	-0.53%
MGS-S Customer 4794	\$ 1,964.77	-3.05%	\$ 4,839.59	\$ 4,777.80	-1.28%	\$ 15,432.40	\$ 15,370.61	-0.40%
MGS-S Customer 4795	\$ 1,961.23	-3.05%	\$ 4,839.44	\$ 4,777.70	-1.28%	\$ 15,711.51	\$ 15,649.77	-0.39%
MGS-S Customer 4796	\$ 18,264.89	-3.78%	\$ 55,860.87	\$ 55,143.27	-1.28%	\$ 175,554.35	\$ 174,836.75	-0.41%
MGS-S Customer 4797	\$ 3,341.91	-3.26%	\$ 8,733.82	\$ 8,621.29	-1.29%	\$ 24,648.46	\$ 24,535.93	-0.46%

Internal Use

Customer	Distribution 8/25 Prices	Distribution % Difference	Delivery 1/25 Prices	Delivery 8/25 Prices	Delivery % Difference	Bundled 1/25 Prices	Bundled 8/25 Prices	Bundled % Difference
MGS-S Customer 4798	\$ 8,103.02	-3.62%	\$ 23,940.99	\$ 23,636.38	-1.27%	\$ 80,698.04	\$ 80,393.43	-0.38%
MGS-S Customer 4799	\$ 7,488.00	-3.61%	\$ 21,777.91	\$ 21,497.59	-1.29%	\$ 62,227.25	\$ 61,946.93	-0.45%
MGS-S Customer 4800	\$ 9,229.41	-3.67%	\$ 27,639.46	\$ 27,288.19	-1.27%	\$ 95,991.99	\$ 95,640.72	-0.37%
MGS-S Customer 4801	\$ 4,782.80	-3.45%	\$ 13,247.83	\$ 13,077.18	-1.29%	\$ 37,220.35	\$ 37,049.70	-0.46%
MGS-S Customer 4802	\$ 2,899.85	-3.15%	\$ 7,447.87	\$ 7,353.40	-1.27%	\$ 26,302.52	\$ 26,208.05	-0.36%
MGS-S Customer 4803	\$ 1,431.34	-2.39%	\$ 2,693.86	\$ 2,658.79	-1.30%	\$ 6,217.98	\$ 6,182.91	-0.56%
MGS-S Customer 4804	\$ 3,631.77	-3.30%	\$ 9,823.82	\$ 9,699.94	-1.26%	\$ 37,109.98	\$ 36,986.10	-0.33%
MGS-S Customer 4805	\$ 5,170.19	-3.47%	\$ 14,722.74	\$ 14,536.67	-1.26%	\$ 54,189.41	\$ 54,003.34	-0.34%
MGS-S Customer 4806	\$ 5,077.04	-3.46%	\$ 14,316.46	\$ 14,134.51	-1.27%	\$ 48,531.57	\$ 48,349.62	-0.37%
MGS-S Customer 4807	\$ 4,151.96	-3.38%	\$ 11,456.76	\$ 11,311.70	-1.27%	\$ 41,336.71	\$ 41,191.65	-0.35%
MGS-S Customer 4808	\$ 1,157.86	-2.03%	\$ 2,014.89	\$ 1,990.88	-1.19%	\$ 12,792.24	\$ 12,768.23	-0.19%
MGS-S Customer 4809	\$ 5,425.03	-3.50%	\$ 15,373.38	\$ 15,176.80	-1.28%	\$ 48,441.29	\$ 48,244.71	-0.41%
MGS-S Customer 4810	\$ 4,361.47	-3.40%	\$ 11,955.69	\$ 11,802.28	-1.28%	\$ 35,548.85	\$ 35,395.44	-0.43%
MGS-S Customer 4811	\$ 2,538.95	-3.05%	\$ 6,204.12	\$ 6,124.27	-1.29%	\$ 17,639.63	\$ 17,559.78	-0.45%
MGS-S Customer 4812	\$ 2,289.69	-2.94%	\$ 5,403.85	\$ 5,334.41	-1.29%	\$ 15,382.72	\$ 15,313.28	-0.45%
MGS-S Customer 4813	\$ 2,566.61	-3.05%	\$ 6,269.02	\$ 6,188.18	-1.29%	\$ 17,098.36	\$ 17,017.52	-0.47%
MGS-S Customer 4814	\$ 5,323.48	-3.49%	\$ 15,179.22	\$ 14,986.80	-1.27%	\$ 53,928.31	\$ 53,735.89	-0.36%
MGS-S Customer 4815	\$ 1,350.19	-2.66%	\$ 2,826.17	\$ 2,789.33	-1.30%	\$ 6,048.75	\$ 6,011.91	-0.61%
MGS-S Customer 4816	\$ 1,817.10	-2.98%	\$ 4,292.52	\$ 4,236.76	-1.30%	\$ 10,087.97	\$ 10,032.21	-0.55%
MGS-S Customer 4817	\$ 4,368.71	-3.41%	\$ 11,999.35	\$ 11,845.30	-1.28%	\$ 35,811.90	\$ 35,657.85	-0.43%
MGS-S Customer 4818	\$ 2,107.04	-2.88%	\$ 4,828.29	\$ 4,765.89	-1.29%	\$ 12,831.66	\$ 12,769.26	-0.49%
MGS-S Customer 4819	\$ 4,271.20	-3.39%	\$ 11,616.48	\$ 11,466.71	-1.29%	\$ 31,909.71	\$ 31,759.94	-0.47%
MGS-S Customer 4820	\$ 12,178.76	-3.71%	\$ 37,091.45	\$ 36,622.01	-1.27%	\$ 134,279.55	\$ 133,810.11	-0.35%
MGS-S Customer 4821	\$ 2,433.34	-3.22%	\$ 6,228.71	\$ 6,147.68	-1.30%	\$ 14,739.07	\$ 14,658.04	-0.55%
MGS-S Customer 4822	\$ 2,605.47	-3.07%	\$ 6,419.85	\$ 6,337.33	-1.29%	\$ 18,621.15	\$ 18,538.63	-0.44%
MGS-S Customer 4823	\$ 1,257.74	-2.58%	\$ 2,572.48	\$ 2,539.13	-1.30%	\$ 6,463.61	\$ 6,430.26	-0.52%
MGS-S Customer 4824	\$ 1,992.78	-2.81%	\$ 4,440.31	\$ 4,382.62	-1.30%	\$ 10,551.13	\$ 10,493.44	-0.55%
MGS-S Customer 4825	\$ 3,402.12	-3.26%	\$ 8,830.35	\$ 8,715.60	-1.30%	\$ 21,070.16	\$ 20,955.41	-0.54%
MGS-S Customer 4826	\$ 2,884.65	-3.15%	\$ 7,360.86	\$ 7,267.02	-1.27%	\$ 24,256.11	\$ 24,162.27	-0.39%
MGS-S Customer 4827	\$ 1,898.68	-3.02%	\$ 4,648.73	\$ 4,589.52	-1.27%	\$ 15,467.21	\$ 15,408.00	-0.38%
MGS-S Customer 4828	\$ 2,290.84	-3.17%	\$ 5,819.56	\$ 5,744.49	-1.29%	\$ 15,885.05	\$ 15,809.98	-0.47%
MGS-S Customer 4829	\$ 3,381.14	-3.26%	\$ 8,836.26	\$ 8,722.36	-1.29%	\$ 24,490.38	\$ 24,376.48	-0.47%
MGS-S Customer 4830	\$ 1,333.51	-2.65%	\$ 2,852.35	\$ 2,815.98	-1.28%	\$ 9,344.93	\$ 9,308.56	-0.39%
MGS-S Customer 4831	\$ 13,782.74	-3.85%	\$ 41,545.43	\$ 40,993.26	-1.33%	\$ 169,324.20	\$ 168,772.03	-0.33%
MGS-S Customer 4832	\$ 2,430.24	-3.01%	\$ 5,848.37	\$ 5,772.96	-1.29%	\$ 16,090.85	\$ 16,015.44	-0.47%
MGS-S Customer 4833	\$ 1,366.44	-2.32%	\$ 2,530.66	\$ 2,498.25	-1.28%	\$ 7,768.74	\$ 7,736.33	-0.42%
MGS-S Customer 4834	\$ 2,459.70	-3.23%	\$ 6,333.83	\$ 6,251.84	-1.29%	\$ 16,355.44	\$ 16,273.45	-0.50%
MGS-S Customer 4835	\$ 3,890.56	-3.34%	\$ 10,398.09	\$ 10,263.61	-1.29%	\$ 27,142.06	\$ 27,007.58	-0.50%
MGS-S Customer 4836	\$ 7,316.51	-3.72%	\$ 20,375.98	\$ 20,092.92	-1.39%	\$ 46,866.87	\$ 46,583.81	-0.60%
MGS-S Customer 4837	\$ 3,591.40	-3.30%	\$ 9,574.85	\$ 9,452.45	-1.28%	\$ 30,252.00	\$ 30,129.60	-0.40%

Internal Use

Customer	Distribution 8/25 Prices	Distribution % Difference	Delivery 1/25 Prices	Delivery 8/25 Prices	Delivery % Difference	Bundled 1/25 Prices	Bundled 8/25 Prices	Bundled % Difference
MGS-S Customer 4838	\$ 2,875.39	-3.15%	\$ 7,221.15	\$ 7,127.67	-1.29%	\$ 18,592.67	\$ 18,499.19	-0.50%
MGS-S Customer 4839	\$ 1,932.45	-2.78%	\$ 4,207.62	\$ 4,152.35	-1.31%	\$ 7,819.95	\$ 7,764.68	-0.71%
MGS-S Customer 4840	\$ 1,564.04	-2.84%	\$ 3,517.80	\$ 3,472.08	-1.30%	\$ 8,398.57	\$ 8,352.85	-0.54%
MGS-S Customer 4841	\$ 2,118.31	-2.88%	\$ 4,844.12	\$ 4,781.41	-1.29%	\$ 12,308.28	\$ 12,245.57	-0.51%
MGS-S Customer 4842	\$ 2,185.64	-3.14%	\$ 5,483.96	\$ 5,413.06	-1.29%	\$ 14,502.33	\$ 14,431.43	-0.49%
MGS-S Customer 4843	\$ 5,230.56	-3.48%	\$ 14,428.26	\$ 14,239.57	-1.31%	\$ 30,050.39	\$ 29,861.70	-0.63%
MGS-S Customer 4844	\$ 10,784.13	-3.73%	\$ 32,039.53	\$ 31,621.21	-1.31%	\$ 103,966.22	\$ 103,547.90	-0.40%
MGS-S Customer 4845	\$ 1,329.98	-2.27%	\$ 2,379.35	\$ 2,348.41	-1.30%	\$ 5,599.07	\$ 5,568.13	-0.55%
MGS-S Customer 4846	\$ 1,917.90	-2.77%	\$ 4,234.50	\$ 4,179.80	-1.29%	\$ 11,273.71	\$ 11,219.01	-0.49%
MGS-S Customer 4847	\$ 1,784.44	-2.97%	\$ 4,290.97	\$ 4,236.34	-1.27%	\$ 14,393.25	\$ 14,338.62	-0.38%
MGS-S Customer 4848	\$ 2,459.54	-3.22%	\$ 6,476.50	\$ 6,394.61	-1.26%	\$ 23,741.85	\$ 23,659.96	-0.34%
MGS-S Customer 4849	\$ 779.58	-1.76%	\$ 1,051.30	\$ 1,037.32	-1.33%	\$ 1,325.30	\$ 1,311.32	-1.05%
MGS-S Customer 4850	\$ 3,299.83	-3.25%	\$ 8,675.85	\$ 8,565.06	-1.28%	\$ 28,077.82	\$ 27,967.03	-0.39%
MGS-S Customer 4851	\$ 2,509.55	-3.03%	\$ 6,066.71	\$ 5,988.23	-1.29%	\$ 15,587.16	\$ 15,508.68	-0.50%
MGS-S Customer 4852	\$ 1,210.43	-2.12%	\$ 2,000.07	\$ 1,973.90	-1.31%	\$ 4,203.07	\$ 4,176.90	-0.62%
MGS-S Customer 4853	\$ 2,809.30	-3.31%	\$ 7,511.00	\$ 7,414.94	-1.28%	\$ 23,586.87	\$ 23,490.81	-0.41%
MGS-S Customer 4854	\$ 4,792.45	-3.45%	\$ 13,097.30	\$ 12,926.17	-1.31%	\$ 28,042.99	\$ 27,871.86	-0.61%
MGS-S Customer 4855	\$ 2,277.24	-2.95%	\$ 5,416.05	\$ 5,346.88	-1.28%	\$ 17,267.48	\$ 17,198.31	-0.40%
MGS-S Customer 4856	\$ 2,066.18	-2.85%	\$ 4,689.17	\$ 4,628.47	-1.29%	\$ 12,033.35	\$ 11,972.65	-0.50%
MGS-S Customer 4857	\$ 3,596.81	-3.29%	\$ 9,475.61	\$ 9,353.08	-1.29%	\$ 24,713.81	\$ 24,591.28	-0.50%
MGS-S Customer 4858	\$ 1,707.94	-2.92%	\$ 3,955.23	\$ 3,903.78	-1.30%	\$ 9,150.00	\$ 9,098.55	-0.56%
MGS-S Customer 4859	\$ 7,625.40	-3.62%	\$ 22,371.22	\$ 22,085.03	-1.28%	\$ 70,764.17	\$ 70,477.98	-0.40%
MGS-S Customer 4860	\$ 2,739.28	-3.11%	\$ 6,787.06	\$ 6,699.09	-1.30%	\$ 17,050.22	\$ 16,962.25	-0.52%
MGS-S Customer 4861	\$ 4,840.50	-3.46%	\$ 13,482.06	\$ 13,308.80	-1.29%	\$ 39,698.72	\$ 39,525.46	-0.44%
MGS-S Customer 4862	\$ 2,727.97	-3.11%	\$ 6,864.53	\$ 6,777.01	-1.27%	\$ 22,607.66	\$ 22,520.14	-0.39%
MGS-S Customer 4863	\$ 4,035.91	-3.36%	\$ 10,838.69	\$ 10,698.36	-1.29%	\$ 27,722.29	\$ 27,581.96	-0.51%
MGS-S Customer 4864	\$ 1,839.15	-2.73%	\$ 3,979.84	\$ 3,928.28	-1.30%	\$ 10,113.51	\$ 10,061.95	-0.51%
MGS-S Customer 4865	\$ 5,009.21	-3.57%	\$ 14,592.00	\$ 14,406.79	-1.27%	\$ 51,220.36	\$ 51,035.15	-0.36%
MGS-S Customer 4866	\$ 2,836.18	-3.14%	\$ 7,197.63	\$ 7,105.70	-1.28%	\$ 23,130.33	\$ 23,038.40	-0.40%
MGS-S Customer 4867	\$ 1,907.04	-3.02%	\$ 4,568.27	\$ 4,508.80	-1.30%	\$ 10,383.72	\$ 10,324.25	-0.57%
MGS-S Customer 4868	\$ 1,926.54	-2.78%	\$ 4,273.12	\$ 4,218.07	-1.29%	\$ 11,911.65	\$ 11,856.60	-0.46%
MGS-S Customer 4869	\$ 1,557.03	-2.83%	\$ 3,434.94	\$ 3,389.65	-1.32%	\$ 5,643.31	\$ 5,598.02	-0.80%
MGS-S Customer 4870	\$ 2,927.13	-3.17%	\$ 7,443.64	\$ 7,347.93	-1.29%	\$ 21,703.75	\$ 21,608.04	-0.44%
MGS-S Customer 4871	\$ 2,056.61	-2.85%	\$ 4,709.90	\$ 4,649.57	-1.28%	\$ 14,436.02	\$ 14,375.69	-0.42%
MGS-S Customer 4872	\$ 6,438.02	-3.93%	\$ 16,700.44	\$ 16,437.22	-1.58%	\$ 39,580.60	\$ 39,317.38	-0.67%
MGS-S Customer 4873	\$ 5,463.75	-3.84%	\$ 13,955.43	\$ 13,737.18	-1.56%	\$ 31,730.29	\$ 31,512.04	-0.69%
MGS-S Customer 4874	\$ 2,494.03	-3.23%	\$ 6,445.52	\$ 6,362.24	-1.29%	\$ 17,085.75	\$ 17,002.47	-0.49%
MGS-S Customer 4875	\$ 2,055.20	-2.85%	\$ 4,660.78	\$ 4,600.55	-1.29%	\$ 12,285.37	\$ 12,225.14	-0.49%
MGS-S Customer 4876	\$ 4,157.77	-3.38%	\$ 11,097.04	\$ 10,951.54	-1.31%	\$ 21,997.79	\$ 21,852.29	-0.66%
MGS-S Customer 4877	\$ 1,132.11	-1.99%	\$ 1,757.94	\$ 1,734.97	-1.31%	\$ 3,752.41	\$ 3,729.44	-0.61%

Customer	Distribution 8/25 Prices	Distribution % Difference	Delivery 1/25 Prices	Delivery 8/25 Prices	Delivery % Difference	Bundled 1/25 Prices	Bundled 8/25 Prices	Bundled % Difference
MGS-S Customer 4878	\$ 1,925.83	-2.78%	\$ 4,289.39	\$ 4,234.39	-1.28%	\$ 12,898.81	\$ 12,843.81	-0.43%
MGS-S Customer 4879	\$ 2,853.82	-3.32%	\$ 7,779.38	\$ 7,681.49	-1.26%	\$ 30,336.17	\$ 30,238.28	-0.32%
MGS-S Customer 4880	\$ 5,223.33	-3.48%	\$ 14,329.42	\$ 14,140.81	-1.32%	\$ 25,672.15	\$ 25,483.54	-0.73%
MGS-S Customer 4881	\$ 1,749.72	-2.95%	\$ 4,115.94	\$ 4,062.75	-1.29%	\$ 10,884.92	\$ 10,831.73	-0.49%
MGS-S Customer 4882	\$ 5,870.35	-3.53%	\$ 16,869.91	\$ 16,654.95	-1.27%	\$ 56,377.72	\$ 56,162.76	-0.38%
MGS-S Customer 4883	\$ 4,058.64	-3.37%	\$ 11,270.05	\$ 11,128.72	-1.25%	\$ 45,731.97	\$ 45,590.64	-0.31%
MGS-S Customer 4884	\$ 4,014.85	-3.35%	\$ 10,818.87	\$ 10,679.57	-1.29%	\$ 30,257.40	\$ 30,118.10	-0.46%
MGS-S Customer 4885	\$ 3,115.16	-3.20%	\$ 7,933.64	\$ 7,830.62	-1.30%	\$ 19,082.46	\$ 18,979.44	-0.54%
MGS-S Customer 4886	\$ 1,659.48	-2.90%	\$ 3,891.73	\$ 3,842.16	-1.27%	\$ 12,949.87	\$ 12,900.30	-0.38%
MGS-S Customer 4887	\$ 1,908.37	-3.03%	\$ 4,633.25	\$ 4,573.61	-1.29%	\$ 13,151.49	\$ 13,091.85	-0.45%
MGS-S Customer 4888	\$ 1,726.90	-2.65%	\$ 3,679.44	\$ 3,632.46	-1.28%	\$ 11,816.38	\$ 11,769.40	-0.40%
MGS-S Customer 4889	\$ 11,313.39	-3.70%	\$ 34,763.84	\$ 34,329.30	-1.25%	\$ 145,919.53	\$ 145,484.99	-0.30%
MGS-S Customer 4890	\$ 2,136.12	-2.90%	\$ 5,568.66	\$ 5,504.83	-1.15%	\$ 44,930.21	\$ 44,866.38	-0.14%
MGS-S Customer 4891	\$ 2,189.61	-2.91%	\$ 5,098.34	\$ 5,032.67	-1.29%	\$ 14,239.43	\$ 14,173.76	-0.46%
MGS-S Customer 4892	\$ 10,822.32	-3.92%	\$ 31,524.27	\$ 31,082.21	-1.40%	\$ 136,532.58	\$ 136,090.52	-0.32%
MGS-S Customer 4893	\$ 8,957.49	-3.65%	\$ 27,151.20	\$ 26,811.83	-1.25%	\$ 114,110.42	\$ 113,771.05	-0.30%
MGS-S Customer 4894	\$ 4,354.37	-3.40%	\$ 11,979.85	\$ 11,826.60	-1.28%	\$ 37,497.21	\$ 37,343.96	-0.41%
MGS-S Customer 4895	\$ 1,982.58	-2.81%	\$ 4,397.77	\$ 4,340.53	-1.30%	\$ 10,035.88	\$ 9,978.64	-0.57%
MGS-S Customer 4896	\$ 6,687.16	-3.57%	\$ 19,077.32	\$ 18,829.52	-1.30%	\$ 46,174.95	\$ 45,927.15	-0.54%
MGS-S Customer 4897	\$ 2,778.25	-3.30%	\$ 7,432.12	\$ 7,337.33	-1.28%	\$ 24,275.27	\$ 24,180.48	-0.39%
MGS-S Customer 4898	\$ 2,108.98	-3.11%	\$ 5,192.24	\$ 5,124.52	-1.30%	\$ 11,458.46	\$ 11,390.74	-0.59%
MGS-S Customer 4899	\$ 6,982.24	-3.59%	\$ 20,344.21	\$ 20,084.47	-1.28%	\$ 65,775.44	\$ 65,515.70	-0.39%
MGS-S Customer 4900	\$ 6,247.68	-3.55%	\$ 18,402.32	\$ 18,172.40	-1.25%	\$ 77,828.57	\$ 77,598.65	-0.30%
MGS-S Customer 4901	\$ 2,510.21	-3.04%	\$ 6,135.27	\$ 6,056.63	-1.28%	\$ 18,577.21	\$ 18,498.57	-0.42%
MGS-S Customer 4902	\$ 3,529.53	-3.28%	\$ 9,237.96	\$ 9,118.27	-1.30%	\$ 23,100.43	\$ 22,980.74	-0.52%
MGS-S Customer 4903	\$ 1,908.72	-3.03%	\$ 4,721.61	\$ 4,661.99	-1.26%	\$ 17,585.07	\$ 17,525.45	-0.34%
MGS-S Customer 4904	\$ 1,972.08	-2.80%	\$ 4,475.92	\$ 4,419.04	-1.27%	\$ 15,350.96	\$ 15,294.08	-0.37%
MGS-S Customer 4905	\$ 6,838.82	-4.02%	\$ 17,289.65	\$ 17,002.86	-1.66%	\$ 31,810.28	\$ 31,523.49	-0.90%
MGS-S Customer 4906	\$ 2,269.03	-2.95%	\$ 5,312.46	\$ 5,243.57	-1.30%	\$ 13,158.72	\$ 13,089.83	-0.52%
MGS-S Customer 4907	\$ 2,384.19	-3.00%	\$ 5,777.83	\$ 5,704.17	-1.27%	\$ 19,080.86	\$ 19,007.20	-0.39%
MGS-S Customer 4908	\$ 3,413.72	-3.41%	\$ 9,107.24	\$ 8,986.68	-1.32%	\$ 13,708.87	\$ 13,588.31	-0.88%
MGS-S Customer 4909	\$ 2,151.78	-3.13%	\$ 5,547.84	\$ 5,478.38	-1.25%	\$ 22,871.24	\$ 22,801.78	-0.30%
MGS-S Customer 4910	\$ 4,374.36	-3.40%	\$ 12,028.72	\$ 11,874.80	-1.28%	\$ 37,312.98	\$ 37,159.06	-0.41%
MGS-S Customer 4911	\$ 2,128.68	-2.88%	\$ 4,916.33	\$ 4,853.11	-1.29%	\$ 14,144.84	\$ 14,081.62	-0.45%
MGS-S Customer 4912	\$ 2,233.97	-2.93%	\$ 5,106.31	\$ 5,038.78	-1.32%	\$ 7,914.34	\$ 7,846.81	-0.85%
MGS-S Customer 4913	\$ 1,821.23	-2.71%	\$ 3,924.67	\$ 3,873.96	-1.29%	\$ 10,293.27	\$ 10,242.56	-0.49%
MGS-S Customer 4914	\$ 6,560.64	-3.56%	\$ 19,327.79	\$ 19,085.32	-1.25%	\$ 77,990.76	\$ 77,748.29	-0.31%
MGS-S Customer 4915	\$ 1,770.47	-2.68%	\$ 3,786.55	\$ 3,737.83	-1.29%	\$ 10,777.43	\$ 10,728.71	-0.45%
MGS-S Customer 4916	\$ 2,068.26	-2.86%	\$ 4,652.28	\$ 4,591.43	-1.31%	\$ 9,710.39	\$ 9,649.54	-0.63%
MGS-S Customer 4917	\$ 2,471.44	-3.02%	\$ 5,925.16	\$ 5,848.17	-1.30%	\$ 14,012.74	\$ 13,935.75	-0.55%

Internal Use

Customer	Distribution 8/25 Prices	Distribution % Difference	Delivery 1/25 Prices	Delivery 8/25 Prices	Delivery % Difference	Bundled 1/25 Prices	Bundled 8/25 Prices	Bundled % Difference
MGS-S Customer 4918	\$ 2,024.75	-2.83%	\$ 4,667.52	\$ 4,608.44	-1.27%	\$ 16,969.15	\$ 16,910.07	-0.35%
MGS-S Customer 4919	\$ 4,435.82	-3.42%	\$ 12,083.71	\$ 11,926.81	-1.30%	\$ 29,735.16	\$ 29,578.26	-0.53%
MGS-S Customer 4920	\$ 4,082.93	-3.37%	\$ 10,832.76	\$ 10,690.53	-1.31%	\$ 20,447.93	\$ 20,305.70	-0.70%
MGS-S Customer 4921	\$ 2,081.04	-2.86%	\$ 4,684.50	\$ 4,623.18	-1.31%	\$ 9,556.70	\$ 9,495.38	-0.64%
MGS-S Customer 4922	\$ 1,535.43	-2.81%	\$ 3,386.75	\$ 3,342.34	-1.31%	\$ 6,435.42	\$ 6,391.01	-0.69%
MGS-S Customer 4923	\$ 4,363.26	-3.40%	\$ 11,717.74	\$ 11,564.03	-1.31%	\$ 22,797.09	\$ 22,643.38	-0.67%
MGS-S Customer 4924	\$ 2,897.32	-3.15%	\$ 7,426.68	\$ 7,332.39	-1.27%	\$ 25,809.42	\$ 25,715.13	-0.37%
MGS-S Customer 4925	\$ 2,392.82	-3.00%	\$ 5,771.82	\$ 5,697.89	-1.28%	\$ 17,728.37	\$ 17,654.44	-0.42%
MGS-S Customer 4926	\$ 5,208.72	-3.48%	\$ 14,839.85	\$ 14,652.08	-1.27%	\$ 53,954.59	\$ 53,766.82	-0.35%
MGS-S Customer 4927	\$ 10,014.51	-3.68%	\$ 30,530.43	\$ 30,148.34	-1.25%	\$ 126,511.91	\$ 126,129.82	-0.30%
MGS-S Customer 4928	\$ 1,940.68	-2.79%	\$ 4,243.85	\$ 4,188.25	-1.31%	\$ 8,414.47	\$ 8,358.87	-0.66%
MGS-S Customer 4929	\$ 1,818.79	-2.71%	\$ 3,913.33	\$ 3,862.66	-1.29%	\$ 9,969.30	\$ 9,918.63	-0.51%
MGS-S Customer 4930	\$ 3,104.40	-3.21%	\$ 7,799.53	\$ 7,696.69	-1.32%	\$ 13,380.17	\$ 13,277.33	-0.77%
MGS-S Customer 4931	\$ 1,693.51	-2.62%	\$ 3,538.57	\$ 3,492.92	-1.29%	\$ 9,673.27	\$ 9,627.62	-0.47%
MGS-S Customer 4932	\$ 6,848.27	-3.57%	\$ 19,284.48	\$ 19,030.60	-1.32%	\$ 33,750.26	\$ 33,496.38	-0.75%
MGS-S Customer 4933	\$ 2,541.69	-3.05%	\$ 6,335.15	\$ 6,255.20	-1.26%	\$ 23,822.18	\$ 23,742.23	-0.34%
MGS-S Customer 4934	\$ 4,279.95	-3.38%	\$ 11,534.33	\$ 11,384.57	-1.30%	\$ 27,412.41	\$ 27,262.65	-0.55%
MGS-S Customer 4935	\$ 10,817.31	-3.69%	\$ 32,658.47	\$ 32,243.74	-1.27%	\$ 113,520.58	\$ 113,105.85	-0.37%
MGS-S Customer 4936	\$ 2,023.45	-2.83%	\$ 4,534.32	\$ 4,475.33	-1.30%	\$ 10,576.58	\$ 10,517.59	-0.56%
MGS-S Customer 4937	\$ 1,852.56	-2.74%	\$ 4,074.81	\$ 4,022.71	-1.28%	\$ 12,867.28	\$ 12,815.18	-0.40%
MGS-S Customer 4938	\$ 16,780.31	-3.76%	\$ 52,620.23	\$ 51,964.01	-1.25%	\$ 227,260.82	\$ 226,604.60	-0.29%
MGS-S Customer 4939	\$ 1,877.76	-2.75%	\$ 4,103.21	\$ 4,050.19	-1.29%	\$ 10,790.72	\$ 10,737.70	-0.49%
MGS-S Customer 4940	\$ 1,668.73	-2.89%	\$ 3,812.96	\$ 3,763.28	-1.30%	\$ 8,283.18	\$ 8,233.50	-0.60%
MGS-S Customer 4941	\$ 1,563.44	-2.52%	\$ 3,243.48	\$ 3,203.10	-1.24%	\$ 14,194.62	\$ 14,154.24	-0.28%
MGS-S Customer 4942	\$ 2,818.30	-3.31%	\$ 7,635.17	\$ 7,538.74	-1.26%	\$ 28,434.36	\$ 28,337.93	-0.34%
MGS-S Customer 4943	\$ 8,708.13	-3.64%	\$ 26,098.26	\$ 25,769.74	-1.26%	\$ 100,250.81	\$ 99,922.29	-0.33%
MGS-S Customer 4944	\$ 3,076.52	-3.19%	\$ 7,773.04	\$ 7,671.52	-1.31%	\$ 16,617.05	\$ 16,515.53	-0.61%
MGS-S Customer 4945	\$ 4,876.27	-3.45%	\$ 13,511.39	\$ 13,337.22	-1.29%	\$ 37,186.82	\$ 37,012.65	-0.47%
MGS-S Customer 4946	\$ 4,897.44	-3.46%	\$ 13,819.76	\$ 13,644.35	-1.27%	\$ 48,523.92	\$ 48,348.51	-0.36%
MGS-S Customer 4947	\$ 3,445.97	-3.27%	\$ 9,173.92	\$ 9,057.49	-1.27%	\$ 31,999.23	\$ 31,882.80	-0.36%
MGS-S Customer 4948	\$ 5,636.21	-3.53%	\$ 15,559.09	\$ 15,352.72	-1.33%	\$ 29,206.74	\$ 29,000.37	-0.71%
MGS-S Customer 4949	\$ 2,994.28	-3.35%	\$ 7,998.03	\$ 7,894.25	-1.30%	\$ 19,936.30	\$ 19,832.52	-0.52%
MGS-S Customer 4950	\$ 2,248.15	-3.17%	\$ 5,614.91	\$ 5,541.40	-1.31%	\$ 11,573.99	\$ 11,500.48	-0.64%
MGS-S Customer 4951	\$ 3,518.85	-3.28%	\$ 9,208.61	\$ 9,089.09	-1.30%	\$ 22,593.68	\$ 22,474.16	-0.53%
MGS-S Customer 4952	\$ 1,806.15	-2.98%	\$ 4,289.80	\$ 4,234.33	-1.29%	\$ 11,219.78	\$ 11,164.31	-0.49%
MGS-S Customer 4953	\$ 4,503.54	-3.42%	\$ 12,584.58	\$ 12,425.24	-1.27%	\$ 45,492.52	\$ 45,333.18	-0.35%
MGS-S Customer 4954	\$ 2,228.95	-2.93%	\$ 5,193.06	\$ 5,125.83	-1.29%	\$ 13,251.62	\$ 13,184.39	-0.51%
MGS-S Customer 4955	\$ 4,439.27	-3.41%	\$ 12,357.24	\$ 12,200.66	-1.27%	\$ 44,031.13	\$ 43,874.55	-0.36%
MGS-S Customer 4956	\$ 2,599.57	-3.07%	\$ 6,332.81	\$ 6,250.58	-1.30%	\$ 15,272.80	\$ 15,190.57	-0.54%
MGS-S Customer 4957	\$ 5,974.62	-3.53%	\$ 17,494.72	\$ 17,276.28	-1.25%	\$ 73,986.68	\$ 73,768.24	-0.30%

Internal Use

Customer	Distribution 8/25 Prices	Distribution % Difference	Delivery 1/25 Prices	Delivery 8/25 Prices	Delivery % Difference	Bundled 1/25 Prices	Bundled 8/25 Prices	Bundled % Difference
MGS-S Customer 4958	\$ 2,192.80	-2.91%	\$ 5,157.72	\$ 5,091.89	-1.28%	\$ 16,666.93	\$ 16,601.10	-0.39%
MGS-S Customer 4959	\$ 4,919.17	-3.72%	\$ 12,634.51	\$ 12,444.31	-1.51%	\$ 24,325.97	\$ 24,135.77	-0.78%
MGS-S Customer 4960	\$ 5,961.79	-3.53%	\$ 17,127.92	\$ 16,909.72	-1.27%	\$ 56,845.97	\$ 56,627.77	-0.38%
MGS-S Customer 4961	\$ 7,161.87	-3.59%	\$ 20,607.28	\$ 20,340.30	-1.30%	\$ 52,395.43	\$ 52,128.45	-0.51%
MGS-S Customer 4962	\$ 1,901.46	-2.76%	\$ 4,123.49	\$ 4,069.46	-1.31%	\$ 8,175.39	\$ 8,121.36	-0.66%
MGS-S Customer 4963	\$ 1,169.62	-2.48%	\$ 2,331.71	\$ 2,301.93	-1.28%	\$ 7,493.34	\$ 7,463.56	-0.40%
MGS-S Customer 4964	\$ 5,429.61	-3.50%	\$ 15,338.37	\$ 15,141.53	-1.28%	\$ 45,846.77	\$ 45,649.93	-0.43%
MGS-S Customer 4965	\$ 6,824.36	-3.58%	\$ 19,877.91	\$ 19,624.78	-1.27%	\$ 66,428.93	\$ 66,175.80	-0.38%
MGS-S Customer 4966	\$ 3,527.52	-3.29%	\$ 8,962.19	\$ 8,842.32	-1.34%	\$ 8,962.19	\$ 8,842.32	-1.34%
MGS-S Customer 4967	\$ 4,699.25	-3.44%	\$ 13,187.56	\$ 13,020.12	-1.27%	\$ 46,173.20	\$ 46,005.76	-0.36%
MGS-S Customer 4968	\$ 2,368.31	-3.18%	\$ 5,981.22	\$ 5,903.46	-1.30%	\$ 13,563.76	\$ 13,486.00	-0.57%
MGS-S Customer 4969	\$ 1,817.29	-2.71%	\$ 3,925.76	\$ 3,875.12	-1.29%	\$ 10,726.73	\$ 10,676.09	-0.47%
MGS-S Customer 4970	\$ 1,883.61	-3.02%	\$ 4,541.30	\$ 4,482.70	-1.29%	\$ 12,305.97	\$ 12,247.37	-0.48%
MGS-S Customer 4971	\$ 5,160.66	-3.48%	\$ 14,792.42	\$ 14,606.34	-1.26%	\$ 58,121.20	\$ 57,935.12	-0.32%
MGS-S Customer 4972	\$ 4,087.47	-3.37%	\$ 11,299.56	\$ 11,156.92	-1.26%	\$ 42,580.38	\$ 42,437.74	-0.33%
MGS-S Customer 4973	\$ 2,389.27	-3.00%	\$ 5,607.78	\$ 5,533.87	-1.32%	\$ 9,733.73	\$ 9,659.82	-0.76%
MGS-S Customer 4974	\$ 6,027.10	-3.54%	\$ 17,401.66	\$ 17,180.41	-1.27%	\$ 59,856.44	\$ 59,635.19	-0.37%
MGS-S Customer 4975	\$ 14,527.38	-3.74%	\$ 44,655.72	\$ 44,090.88	-1.26%	\$ 163,489.93	\$ 162,925.09	-0.35%
MGS-S Customer 4976	\$ 1,936.86	-2.79%	\$ 4,209.23	\$ 4,153.73	-1.32%	\$ 7,112.33	\$ 7,056.83	-0.78%
MGS-S Customer 4977	\$ 2,146.46	-2.90%	\$ 4,885.16	\$ 4,821.05	-1.31%	\$ 9,524.26	\$ 9,460.15	-0.67%
MGS-S Customer 4978	\$ 3,044.23	-3.19%	\$ 8,112.41	\$ 8,012.11	-1.24%	\$ 38,152.90	\$ 38,052.60	-0.26%
MGS-S Customer 4979	\$ 14,876.43	-3.75%	\$ 46,297.98	\$ 45,719.11	-1.25%	\$ 194,109.46	\$ 193,530.59	-0.30%
MGS-S Customer 4980	\$ 1,872.91	-3.01%	\$ 4,536.53	\$ 4,478.31	-1.28%	\$ 13,549.76	\$ 13,491.54	-0.43%
MGS-S Customer 4981	\$ 2,016.26	-2.83%	\$ 4,503.23	\$ 4,444.55	-1.30%	\$ 10,126.03	\$ 10,067.35	-0.58%
MGS-S Customer 4982	\$ 1,858.02	-2.74%	\$ 4,094.59	\$ 4,042.27	-1.28%	\$ 13,063.26	\$ 13,010.94	-0.40%
MGS-S Customer 4983	\$ 2,687.24	-3.10%	\$ 6,723.72	\$ 6,637.87	-1.28%	\$ 21,646.55	\$ 21,560.70	-0.40%
MGS-S Customer 4984	\$ 2,081.99	-2.86%	\$ 4,833.75	\$ 4,772.39	-1.27%	\$ 16,852.12	\$ 16,790.76	-0.36%
MGS-S Customer 4985	\$ 2,850.21	-3.14%	\$ 7,114.57	\$ 7,022.03	-1.30%	\$ 16,804.13	\$ 16,711.59	-0.55%
MGS-S Customer 4986	\$ 1,439.13	-2.74%	\$ 3,127.62	\$ 3,087.07	-1.30%	\$ 7,689.03	\$ 7,648.48	-0.53%
MGS-S Customer 4987	\$ 4,450.70	-3.41%	\$ 12,403.50	\$ 12,246.44	-1.27%	\$ 44,589.29	\$ 44,432.23	-0.35%
MGS-S Customer 4988	\$ 2,535.79	-3.05%	\$ 6,085.10	\$ 6,005.45	-1.31%	\$ 12,320.58	\$ 12,240.93	-0.65%
MGS-S Customer 4989	\$ 1,901.85	-3.03%	\$ 4,583.66	\$ 4,524.30	-1.30%	\$ 11,691.32	\$ 11,631.96	-0.51%
MGS-S Customer 4990	\$ 3,104.29	-3.20%	\$ 8,013.88	\$ 7,911.22	-1.28%	\$ 24,499.84	\$ 24,397.18	-0.42%
MGS-S Customer 4991	\$ 1,645.51	-2.59%	\$ 3,368.87	\$ 3,325.19	-1.30%	\$ 8,370.30	\$ 8,326.62	-0.52%
MGS-S Customer 4992	\$ 6,449.96	-3.57%	\$ 18,415.39	\$ 18,176.67	-1.30%	\$ 46,990.45	\$ 46,751.73	-0.51%
MGS-S Customer 4993	\$ 1,589.11	-2.54%	\$ 3,127.73	\$ 3,086.36	-1.32%	\$ 4,745.70	\$ 4,704.33	-0.87%
MGS-S Customer 4994	\$ 2,481.44	-3.03%	\$ 5,925.96	\$ 5,848.49	-1.31%	\$ 12,397.85	\$ 12,320.38	-0.62%
MGS-S Customer 4995	\$ 6,419.70	-3.57%	\$ 18,461.45	\$ 18,224.05	-1.29%	\$ 53,992.88	\$ 53,755.48	-0.44%
MGS-S Customer 4996	\$ 1,757.97	-2.67%	\$ 3,718.04	\$ 3,669.88	-1.30%	\$ 9,333.76	\$ 9,285.60	-0.52%
MGS-S Customer 4997	\$ 4,291.86	-3.39%	\$ 11,762.63	\$ 11,612.00	-1.28%	\$ 36,105.36	\$ 35,954.73	-0.42%

Customer	Distribution 8/25 Prices	Distribution % Difference	Delivery 1/25 Prices	Delivery 8/25 Prices	Delivery % Difference	Bundled 1/25 Prices	Bundled 8/25 Prices	Bundled % Difference
MGS-S Customer 4998	\$ 3,025.50	-3.18%	\$ 7,437.34	\$ 7,337.90	-1.34%	\$ 7,437.34	\$ 7,337.90	-1.34%
MGS-S Customer 4999	\$ 2,360.24	-2.99%	\$ 5,636.18	\$ 5,563.53	-1.29%	\$ 15,673.10	\$ 15,600.45	-0.46%
MGS-S Customer 5000	\$ 3,861.65	-3.47%	\$ 11,131.17	\$ 10,992.52	-1.25%	\$ 48,573.09	\$ 48,434.44	-0.29%
MGS-S Customer 5001	\$ 1,532.64	-2.82%	\$ 3,441.23	\$ 3,396.81	-1.29%	\$ 9,291.53	\$ 9,247.11	-0.48%
MGS-S Customer 5002	\$ 2,934.67	-3.16%	\$ 7,535.73	\$ 7,439.95	-1.27%	\$ 25,785.92	\$ 25,690.14	-0.37%
MGS-S Customer 5003	\$ 2,798.51	-3.13%	\$ 7,259.67	\$ 7,169.27	-1.25%	\$ 31,830.93	\$ 31,740.53	-0.28%
MGS-S Customer 5004	\$ 2,521.79	-3.24%	\$ 6,391.59	\$ 6,307.20	-1.32%	\$ 10,327.63	\$ 10,243.24	-0.82%
MGS-S Customer 5005	\$ 2,423.10	-3.01%	\$ 5,925.20	\$ 5,850.07	-1.27%	\$ 20,948.59	\$ 20,873.46	-0.36%
MGS-S Customer 5006	\$ 1,876.66	-3.01%	\$ 4,608.41	\$ 4,550.10	-1.27%	\$ 16,730.07	\$ 16,671.76	-0.35%
MGS-S Customer 5007	\$ 10,959.35	-3.70%	\$ 32,701.98	\$ 32,281.22	-1.29%	\$ 93,938.16	\$ 93,517.40	-0.45%
MGS-S Customer 5008	\$ 7,284.46	-3.59%	\$ 21,213.54	\$ 20,942.10	-1.28%	\$ 65,758.09	\$ 65,486.65	-0.41%
MGS-S Customer 5009	\$ 4,944.30	-3.47%	\$ 13,990.00	\$ 13,812.44	-1.27%	\$ 49,466.58	\$ 49,289.02	-0.36%
MGS-S Customer 5010	\$ 16,889.85	-3.91%	\$ 49,283.44	\$ 48,596.24	-1.39%	\$ 128,193.93	\$ 127,506.73	-0.54%
MGS-S Customer 5011	\$ 1,678.69	-2.61%	\$ 3,550.71	\$ 3,505.67	-1.27%	\$ 12,485.90	\$ 12,440.86	-0.36%
MGS-S Customer 5012	\$ 4,970.33	-3.46%	\$ 14,485.03	\$ 14,306.79	-1.23%	\$ 71,312.69	\$ 71,134.45	-0.25%
MGS-S Customer 5013	\$ 2,198.29	-2.92%	\$ 5,209.63	\$ 5,143.54	-1.27%	\$ 18,350.07	\$ 18,283.98	-0.36%
MGS-S Customer 5014	\$ 4,612.82	-3.43%	\$ 12,687.14	\$ 12,523.12	-1.29%	\$ 33,766.50	\$ 33,602.48	-0.49%
MGS-S Customer 5015	\$ 2,129.62	-3.12%	\$ 5,287.72	\$ 5,219.16	-1.30%	\$ 13,166.66	\$ 13,098.10	-0.52%
MGS-S Customer 5016	\$ 1,950.73	-3.05%	\$ 4,795.21	\$ 4,733.86	-1.28%	\$ 14,977.36	\$ 14,916.01	-0.41%
MGS-S Customer 5017	\$ 2,124.64	-2.88%	\$ 4,924.54	\$ 4,861.48	-1.28%	\$ 15,139.71	\$ 15,076.65	-0.42%
MGS-S Customer 5018	\$ 2,365.97	-3.21%	\$ 6,142.42	\$ 6,063.98	-1.28%	\$ 20,097.90	\$ 20,019.46	-0.39%
MGS-S Customer 5019	\$ 2,164.38	-2.90%	\$ 5,063.02	\$ 4,998.28	-1.28%	\$ 16,017.25	\$ 15,952.51	-0.40%
MGS-S Customer 5020	\$ 1,806.52	-2.69%	\$ 3,756.74	\$ 3,706.81	-1.33%	\$ 4,546.42	\$ 4,496.49	-1.10%
MGS-S Customer 5021	\$ 2,406.61	-3.00%	\$ 5,801.18	\$ 5,726.78	-1.28%	\$ 17,346.38	\$ 17,271.98	-0.43%
MGS-S Customer 5022	\$ 1,005.21	-1.74%	\$ 1,362.56	\$ 1,344.79	-1.30%	\$ 2,962.82	\$ 2,945.05	-0.60%
MGS-S Customer 5023	\$ 2,085.96	-2.86%	\$ 4,662.90	\$ 4,601.59	-1.31%	\$ 8,245.87	\$ 8,184.56	-0.74%
MGS-S Customer 5024	\$ 9,591.71	-3.67%	\$ 28,445.05	\$ 28,079.43	-1.29%	\$ 83,319.03	\$ 82,953.41	-0.44%
MGS-S Customer 5025	\$ 1,879.85	-2.75%	\$ 4,193.66	\$ 4,140.49	-1.27%	\$ 14,836.41	\$ 14,783.24	-0.36%
MGS-S Customer 5026	\$ 2,265.76	-3.17%	\$ 5,699.57	\$ 5,625.37	-1.30%	\$ 13,230.57	\$ 13,156.37	-0.56%
MGS-S Customer 5027	\$ 2,311.82	-3.18%	\$ 5,797.81	\$ 5,721.82	-1.31%	\$ 11,522.31	\$ 11,446.32	-0.66%
MGS-S Customer 5028	\$ 2,903.58	-3.15%	\$ 7,505.71	\$ 7,411.20	-1.26%	\$ 28,909.58	\$ 28,815.07	-0.33%
MGS-S Customer 5029	\$ 3,309.56	-3.25%	\$ 8,318.97	\$ 8,207.89	-1.34%	\$ 9,044.09	\$ 8,933.01	-1.23%
MGS-S Customer 5030	\$ 2,379.61	-2.99%	\$ 5,633.83	\$ 5,560.42	-1.30%	\$ 12,735.77	\$ 12,662.36	-0.58%
MGS-S Customer 5031	\$ 4,858.00	-3.44%	\$ 13,389.05	\$ 13,216.01	-1.29%	\$ 34,724.36	\$ 34,551.32	-0.50%
MGS-S Customer 5032	\$ 2,966.57	-3.17%	\$ 7,581.63	\$ 7,484.51	-1.28%	\$ 23,231.18	\$ 23,134.06	-0.42%
MGS-S Customer 5033	\$ 2,224.49	-3.15%	\$ 5,676.59	\$ 5,604.16	-1.28%	\$ 18,462.24	\$ 18,389.81	-0.39%
MGS-S Customer 5034	\$ 1,073.76	-2.35%	\$ 2,000.38	\$ 1,974.51	-1.29%	\$ 5,207.19	\$ 5,181.32	-0.50%
MGS-S Customer 5035	\$ 947.07	-1.60%	\$ 1,180.22	\$ 1,164.78	-1.31%	\$ 2,400.56	\$ 2,385.12	-0.64%
MGS-S Customer 5036	\$ 1,881.25	-2.75%	\$ 4,112.90	\$ 4,059.73	-1.29%	\$ 10,758.82	\$ 10,705.65	-0.49%
MGS-S Customer 5037	\$ 11,321.36	-3.70%	\$ 33,208.86	\$ 32,773.94	-1.31%	\$ 66,802.38	\$ 66,367.46	-0.65%

Internal Use

Customer	Distribution 8/25 Prices	Distribution % Difference	Delivery 1/25 Prices	Delivery 8/25 Prices	Delivery % Difference	Bundled 1/25 Prices	Bundled 8/25 Prices	Bundled % Difference
MGS-S Customer 5038	\$ 4,160.21	-3.38%	\$ 11,394.57	\$ 11,249.20	-1.28%	\$ 37,049.05	\$ 36,903.68	-0.39%
MGS-S Customer 5039	\$ 2,084.58	-2.86%	\$ 4,705.72	\$ 4,644.25	-1.31%	\$ 10,053.26	\$ 9,991.79	-0.61%
MGS-S Customer 5040	\$ 6,734.39	-3.57%	\$ 18,773.04	\$ 18,523.51	-1.33%	\$ 24,394.81	\$ 24,145.28	-1.02%
MGS-S Customer 5041	\$ 1,858.11	-2.73%	\$ 4,086.94	\$ 4,034.69	-1.28%	\$ 12,846.51	\$ 12,794.26	-0.41%
MGS-S Customer 5042	\$ 1,845.86	-2.73%	\$ 4,003.33	\$ 3,951.58	-1.29%	\$ 10,495.79	\$ 10,444.04	-0.49%
MGS-S Customer 5043	\$ 14,810.38	-3.75%	\$ 46,074.52	\$ 45,497.74	-1.25%	\$ 191,280.79	\$ 190,704.01	-0.30%
MGS-S Customer 5044	\$ 1,636.06	-2.57%	\$ 3,328.79	\$ 3,285.58	-1.30%	\$ 7,988.01	\$ 7,944.80	-0.54%
MGS-S Customer 5045	\$ 7,403.97	-3.68%	\$ 21,653.16	\$ 21,370.17	-1.31%	\$ 87,664.42	\$ 87,381.43	-0.32%
MGS-S Customer 5046	\$ 6,362.80	-3.56%	\$ 18,285.31	\$ 18,050.66	-1.28%	\$ 54,730.85	\$ 54,496.20	-0.43%
MGS-S Customer 5047	\$ 1,520.51	-2.81%	\$ 3,422.67	\$ 3,378.68	-1.29%	\$ 9,993.63	\$ 9,949.64	-0.44%
MGS-S Customer 5048	\$ 1,837.24	-2.72%	\$ 3,926.31	\$ 3,874.97	-1.31%	\$ 8,085.51	\$ 8,034.17	-0.63%
MGS-S Customer 5049	\$ 2,303.81	-3.18%	\$ 5,772.28	\$ 5,696.57	-1.31%	\$ 11,302.64	\$ 11,226.93	-0.67%
MGS-S Customer 5050	\$ 1,817.79	-2.71%	\$ 3,944.68	\$ 3,894.02	-1.28%	\$ 11,602.06	\$ 11,551.40	-0.44%
MGS-S Customer 5051	\$ 1,846.84	-3.01%	\$ 4,399.71	\$ 4,342.45	-1.30%	\$ 10,323.14	\$ 10,265.88	-0.55%
MGS-S Customer 5052	\$ 1,747.20	-2.95%	\$ 4,101.31	\$ 4,048.19	-1.30%	\$ 10,446.71	\$ 10,393.59	-0.51%
MGS-S Customer 5053	\$ 2,183.18	-2.91%	\$ 5,037.18	\$ 4,971.77	-1.30%	\$ 12,144.72	\$ 12,079.31	-0.54%
MGS-S Customer 5054	\$ 4,404.56	-3.41%	\$ 12,006.45	\$ 11,850.88	-1.30%	\$ 30,658.85	\$ 30,503.28	-0.51%
MGS-S Customer 5055	\$ 3,643.26	-3.31%	\$ 9,514.12	\$ 9,389.26	-1.31%	\$ 18,649.96	\$ 18,525.10	-0.67%
MGS-S Customer 5056	\$ 1,886.78	-2.76%	\$ 4,114.02	\$ 4,060.53	-1.30%	\$ 9,740.25	\$ 9,686.76	-0.55%
MGS-S Customer 5057	\$ 1,827.28	-2.99%	\$ 4,273.80	\$ 4,217.40	-1.32%	\$ 7,096.80	\$ 7,040.40	-0.79%
MGS-S Customer 5058	\$ 1,848.79	-2.73%	\$ 4,050.64	\$ 3,998.71	-1.28%	\$ 12,265.63	\$ 12,213.70	-0.42%
MGS-S Customer 5059	\$ 2,564.69	-3.06%	\$ 6,256.29	\$ 6,175.43	-1.29%	\$ 16,519.34	\$ 16,438.48	-0.49%
MGS-S Customer 5060	\$ 2,340.17	-2.98%	\$ 5,547.68	\$ 5,475.89	-1.29%	\$ 14,332.27	\$ 14,260.48	-0.50%
MGS-S Customer 5061	\$ 2,021.64	-2.83%	\$ 4,514.05	\$ 4,455.10	-1.31%	\$ 9,733.61	\$ 9,674.66	-0.61%
MGS-S Customer 5062	\$ 7,454.28	-3.61%	\$ 21,510.60	\$ 21,231.78	-1.30%	\$ 54,193.09	\$ 53,914.27	-0.51%
MGS-S Customer 5063	\$ 1,627.69	-2.57%	\$ 3,272.07	\$ 3,229.12	-1.31%	\$ 6,174.37	\$ 6,131.42	-0.70%
MGS-S Customer 5064	\$ 1,130.35	-1.99%	\$ 1,761.72	\$ 1,738.81	-1.30%	\$ 4,202.39	\$ 4,179.48	-0.55%
MGS-S Customer 5065	\$ 2,065.53	-3.10%	\$ 5,024.29	\$ 4,958.23	-1.31%	\$ 9,247.48	\$ 9,181.42	-0.71%
MGS-S Customer 5066	\$ 3,335.95	-3.40%	\$ 9,100.73	\$ 8,983.45	-1.29%	\$ 25,207.34	\$ 25,090.06	-0.47%
MGS-S Customer 5067	\$ 2,008.53	-2.82%	\$ 4,483.66	\$ 4,425.35	-1.30%	\$ 10,437.83	\$ 10,379.52	-0.56%
MGS-S Customer 5068	\$ 5,014.27	-3.47%	\$ 13,755.61	\$ 13,575.48	-1.31%	\$ 28,006.57	\$ 27,826.44	-0.64%
MGS-S Customer 5069	\$ 2,348.49	-2.98%	\$ 5,592.93	\$ 5,520.86	-1.29%	\$ 15,497.08	\$ 15,425.01	-0.47%
MGS-S Customer 5070	\$ 10,747.60	-3.67%	\$ 32,414.38	\$ 32,004.57	-1.26%	\$ 116,804.95	\$ 116,395.14	-0.35%
MGS-S Customer 5071	\$ 2,822.26	-3.13%	\$ 7,231.46	\$ 7,140.22	-1.26%	\$ 27,210.01	\$ 27,118.77	-0.34%
MGS-S Customer 5072	\$ 2,874.50	-3.33%	\$ 7,521.47	\$ 7,422.39	-1.32%	\$ 13,490.60	\$ 13,391.52	-0.73%
MGS-S Customer 5073	\$ 1,453.49	-2.75%	\$ 3,156.34	\$ 3,115.23	-1.30%	\$ 7,020.74	\$ 6,979.63	-0.59%
MGS-S Customer 5074	\$ 2,505.75	-3.24%	\$ 6,424.79	\$ 6,340.99	-1.30%	\$ 14,212.20	\$ 14,128.40	-0.59%
MGS-S Customer 5075	\$ 2,581.34	-3.25%	\$ 6,890.08	\$ 6,803.41	-1.26%	\$ 26,717.00	\$ 26,630.33	-0.32%
MGS-S Customer 5076	\$ 2,105.46	-3.11%	\$ 5,209.03	\$ 5,141.43	-1.30%	\$ 12,759.57	\$ 12,691.97	-0.53%
MGS-S Customer 5077	\$ 2,874.43	-3.14%	\$ 7,298.39	\$ 7,205.17	-1.28%	\$ 23,121.62	\$ 23,028.40	-0.40%

Customer	Distribution 8/25 Prices	Distribution % Difference	Delivery 1/25 Prices	Delivery 8/25 Prices	Delivery % Difference	Bundled 1/25 Prices	Bundled 8/25 Prices	Bundled % Difference
MGS-S Customer 5078	\$ 1,120.19	-1.96%	\$ 1,699.96	\$ 1,677.56	-1.32%	\$ 2,837.57	\$ 2,815.17	-0.79%
MGS-S Customer 5079	\$ 2,430.97	-3.01%	\$ 5,823.52	\$ 5,748.12	-1.29%	\$ 14,827.73	\$ 14,752.33	-0.51%
MGS-S Customer 5080	\$ 6,147.36	-3.56%	\$ 17,688.68	\$ 17,461.91	-1.28%	\$ 54,778.67	\$ 54,551.90	-0.41%
MGS-S Customer 5081	\$ 3,588.93	-3.29%	\$ 9,503.52	\$ 9,381.32	-1.29%	\$ 27,305.00	\$ 27,182.80	-0.45%
MGS-S Customer 5082	\$ 2,923.59	-3.34%	\$ 7,797.17	\$ 7,696.22	-1.29%	\$ 20,279.33	\$ 20,178.38	-0.50%
MGS-S Customer 5083	\$ 3,055.15	-3.35%	\$ 8,043.92	\$ 7,938.14	-1.32%	\$ 14,343.16	\$ 14,237.38	-0.74%
MGS-S Customer 5084	\$ 2,230.35	-2.93%	\$ 5,241.22	\$ 5,173.88	-1.28%	\$ 15,303.62	\$ 15,236.28	-0.44%
MGS-S Customer 5085	\$ 1,969.59	-2.80%	\$ 4,427.29	\$ 4,370.47	-1.28%	\$ 13,179.89	\$ 13,123.07	-0.43%
MGS-S Customer 5086	\$ 2,030.01	-3.09%	\$ 4,881.91	\$ 4,817.24	-1.32%	\$ 7,292.87	\$ 7,228.20	-0.89%
MGS-S Customer 5087	\$ 2,665.67	-3.28%	\$ 6,981.17	\$ 6,890.84	-1.29%	\$ 18,179.92	\$ 18,089.59	-0.50%
MGS-S Customer 5088	\$ 3,260.43	-3.23%	\$ 8,478.19	\$ 8,369.22	-1.29%	\$ 24,593.94	\$ 24,484.97	-0.44%
MGS-S Customer 5089	\$ 7,036.61	-3.59%	\$ 20,247.04	\$ 19,984.74	-1.30%	\$ 51,984.92	\$ 51,722.62	-0.50%
MGS-S Customer 5090	\$ 6,331.08	-3.56%	\$ 18,224.85	\$ 17,991.22	-1.28%	\$ 55,754.98	\$ 55,521.35	-0.42%
MGS-S Customer 5091	\$ 6,784.33	-3.58%	\$ 19,532.83	\$ 19,281.30	-1.29%	\$ 55,045.98	\$ 54,794.45	-0.46%
MGS-S Customer 5092	\$ 8,739.54	-3.65%	\$ 25,726.29	\$ 25,395.12	-1.29%	\$ 73,614.19	\$ 73,283.02	-0.45%
MGS-S Customer 5093	\$ 2,924.94	-3.16%	\$ 7,472.41	\$ 7,376.93	-1.28%	\$ 23,816.68	\$ 23,721.20	-0.40%
MGS-S Customer 5094	\$ 2,682.26	-3.09%	\$ 6,699.87	\$ 6,614.31	-1.28%	\$ 21,398.75	\$ 21,313.19	-0.40%
MGS-S Customer 5095	\$ 11,566.35	-3.99%	\$ 32,645.83	\$ 32,164.66	-1.47%	\$ 107,237.15	\$ 106,755.98	-0.45%
MGS-S Customer 5096	\$ 3,030.02	-3.18%	\$ 7,880.43	\$ 7,780.77	-1.26%	\$ 28,822.67	\$ 28,723.01	-0.35%
MGS-S Customer 5097	\$ 1,997.05	-3.07%	\$ 4,869.30	\$ 4,806.13	-1.30%	\$ 11,946.22	\$ 11,883.05	-0.53%
MGS-S Customer 5098	\$ 2,887.81	-3.32%	\$ 7,630.76	\$ 7,531.46	-1.30%	\$ 17,778.86	\$ 17,679.56	-0.56%
MGS-S Customer 5099	\$ 3,331.21	-3.25%	\$ 8,554.45	\$ 8,442.53	-1.31%	\$ 17,700.23	\$ 17,588.31	-0.63%
MGS-S Customer 5100	\$ 3,463.15	-3.42%	\$ 9,647.79	\$ 9,525.23	-1.27%	\$ 33,393.72	\$ 33,271.16	-0.37%
MGS-S Customer 5101	\$ 1,925.39	-3.04%	\$ 4,567.48	\$ 4,507.14	-1.32%	\$ 7,317.01	\$ 7,256.67	-0.82%
MGS-S Customer 5102	\$ 1,791.34	-2.97%	\$ 4,217.71	\$ 4,162.84	-1.30%	\$ 9,787.95	\$ 9,733.08	-0.56%
MGS-S Customer 5103	\$ 1,917.81	-3.03%	\$ 4,657.06	\$ 4,597.07	-1.29%	\$ 13,019.67	\$ 12,959.68	-0.46%
MGS-S Customer 5104	\$ 3,467.53	-3.45%	\$ 8,608.33	\$ 8,484.46	-1.44%	\$ 20,423.19	\$ 20,299.32	-0.61%
MGS-S Customer 5105	\$ 2,193.24	-3.14%	\$ 5,570.23	\$ 5,499.12	-1.28%	\$ 17,909.45	\$ 17,838.34	-0.40%
MGS-S Customer 5106	\$ 3,798.56	-3.46%	\$ 10,704.21	\$ 10,568.07	-1.27%	\$ 36,481.06	\$ 36,344.92	-0.37%
MGS-S Customer 5107	\$ 5,448.45	-3.50%	\$ 15,573.89	\$ 15,376.21	-1.27%	\$ 54,642.92	\$ 54,445.24	-0.36%
MGS-S Customer 5108	\$ 20,540.68	-3.78%	\$ 64,718.00	\$ 63,910.16	-1.25%	\$ 276,082.93	\$ 275,275.09	-0.29%
MGS-S Customer 5109	\$ 1,843.19	-2.73%	\$ 4,046.23	\$ 3,994.50	-1.28%	\$ 12,818.94	\$ 12,767.21	-0.40%
MGS-S Customer 5110	\$ 2,344.22	-2.97%	\$ 5,533.43	\$ 5,461.59	-1.30%	\$ 13,297.76	\$ 13,225.92	-0.54%
MGS-S Customer 5111	\$ 1,432.37	-2.75%	\$ 3,120.99	\$ 3,080.44	-1.30%	\$ 7,673.14	\$ 7,632.59	-0.53%
MGS-S Customer 5112	\$ 1,541.44	-2.82%	\$ 3,483.80	\$ 3,439.08	-1.28%	\$ 10,252.78	\$ 10,208.06	-0.44%
MGS-S Customer 5113	\$ 1,865.97	-3.01%	\$ 4,604.98	\$ 4,547.04	-1.26%	\$ 17,998.97	\$ 17,941.03	-0.32%
MGS-S Customer 5114	\$ 3,505.02	-3.43%	\$ 9,887.73	\$ 9,763.41	-1.26%	\$ 39,030.91	\$ 38,906.59	-0.32%
MGS-S Customer 5115	\$ 1,774.27	-2.97%	\$ 4,229.11	\$ 4,174.84	-1.28%	\$ 12,683.48	\$ 12,629.21	-0.43%
MGS-S Customer 5116	\$ 8,154.60	-3.63%	\$ 23,890.50	\$ 23,583.64	-1.28%	\$ 70,121.58	\$ 69,814.72	-0.44%
MGS-S Customer 5117	\$ 850.47	-1.34%	\$ 998.21	\$ 986.70	-1.15%	\$ 7,676.01	\$ 7,664.50	-0.15%

Customer	Distribution 8/25 Prices	Distribution % Difference	Delivery 1/25 Prices	Delivery 8/25 Prices	Delivery % Difference	Bundled 1/25 Prices	Bundled 8/25 Prices	Bundled % Difference
MGS-S Customer 5118	\$ 2,881.36	-3.15%	\$ 7,407.30	\$ 7,313.55	-1.27%	\$ 26,941.36	\$ 26,847.61	-0.35%
MGS-S Customer 5119	\$ 1,694.09	-2.63%	\$ 3,499.39	\$ 3,453.69	-1.31%	\$ 7,556.66	\$ 7,510.96	-0.60%
MGS-S Customer 5120	\$ 3,364.47	-3.26%	\$ 8,809.03	\$ 8,695.82	-1.29%	\$ 25,625.56	\$ 25,512.35	-0.44%
MGS-S Customer 5121	\$ 8,065.53	-3.69%	\$ 24,698.78	\$ 24,390.07	-1.25%	\$ 103,951.03	\$ 103,642.32	-0.30%
MGS-S Customer 5122	\$ 7,914.43	-3.63%	\$ 23,474.61	\$ 23,176.80	-1.27%	\$ 87,224.59	\$ 86,926.78	-0.34%
MGS-S Customer 5123	\$ 5,986.59	-3.53%	\$ 16,865.19	\$ 16,645.82	-1.30%	\$ 39,644.79	\$ 39,425.42	-0.55%
MGS-S Customer 5124	\$ 5,868.48	-3.64%	\$ 16,394.63	\$ 16,172.73	-1.35%	\$ 53,137.25	\$ 52,915.35	-0.42%
MGS-S Customer 5125	\$ 4,761.85	-3.55%	\$ 13,627.64	\$ 13,452.24	-1.29%	\$ 39,158.71	\$ 38,983.31	-0.45%
MGS-S Customer 5126	\$ 1,840.46	-3.00%	\$ 4,422.77	\$ 4,365.91	-1.29%	\$ 12,758.08	\$ 12,701.22	-0.45%
MGS-S Customer 5127	\$ 7,659.81	-3.70%	\$ 22,667.71	\$ 22,373.83	-1.30%	\$ 101,747.31	\$ 101,453.43	-0.29%
MGS-S Customer 5128	\$ 5,173.10	-3.47%	\$ 14,569.02	\$ 14,383.25	-1.28%	\$ 47,079.32	\$ 46,893.55	-0.39%
MGS-S Customer 5129	\$ 2,329.95	-2.96%	\$ 5,474.97	\$ 5,403.88	-1.30%	\$ 12,901.65	\$ 12,830.56	-0.55%
MGS-S Customer 5130	\$ 2,094.56	-2.87%	\$ 4,741.46	\$ 4,679.58	-1.31%	\$ 10,377.97	\$ 10,316.09	-0.60%
MGS-S Customer 5131	\$ 3,653.44	-3.31%	\$ 9,742.27	\$ 9,617.35	-1.28%	\$ 29,423.04	\$ 29,298.12	-0.42%
MGS-S Customer 5132	\$ 2,379.40	-3.18%	\$ 6,049.59	\$ 5,971.53	-1.29%	\$ 15,698.01	\$ 15,619.95	-0.50%
MGS-S Customer 5133	\$ 18,816.79	-3.78%	\$ 58,637.24	\$ 57,898.12	-1.26%	\$ 229,849.92	\$ 229,110.80	-0.32%
MGS-S Customer 5134	\$ 3,754.31	-3.45%	\$ 10,421.81	\$ 10,287.62	-1.29%	\$ 29,316.45	\$ 29,182.26	-0.46%
MGS-S Customer 5135	\$ 3,886.75	-3.34%	\$ 10,678.11	\$ 10,543.84	-1.26%	\$ 41,840.10	\$ 41,705.83	-0.32%
MGS-S Customer 5136	\$ 2,045.71	-2.84%	\$ 4,625.58	\$ 4,565.69	-1.29%	\$ 11,839.85	\$ 11,779.96	-0.51%
MGS-S Customer 5137	\$ 2,038.94	-2.84%	\$ 4,727.79	\$ 4,668.18	-1.26%	\$ 17,954.15	\$ 17,894.54	-0.33%
MGS-S Customer 5138	\$ 3,403.30	-3.26%	\$ 8,900.96	\$ 8,786.31	-1.29%	\$ 24,806.46	\$ 24,691.81	-0.46%
MGS-S Customer 5139	\$ 2,139.23	-2.89%	\$ 4,943.22	\$ 4,879.51	-1.29%	\$ 13,772.26	\$ 13,708.55	-0.46%
MGS-S Customer 5140	\$ 1,904.05	-2.76%	\$ 4,291.36	\$ 4,237.23	-1.26%	\$ 16,203.00	\$ 16,148.87	-0.33%
MGS-S Customer 5141	\$ 3,962.10	-3.35%	\$ 10,749.49	\$ 10,612.10	-1.28%	\$ 34,091.27	\$ 33,953.88	-0.40%
MGS-S Customer 5142	\$ 2,253.17	-2.94%	\$ 5,237.67	\$ 5,169.50	-1.30%	\$ 11,992.94	\$ 11,924.77	-0.57%
MGS-S Customer 5143	\$ 9,802.00	-3.68%	\$ 28,967.63	\$ 28,593.51	-1.29%	\$ 78,315.82	\$ 77,941.70	-0.48%
MGS-S Customer 5144	\$ 3,349.51	-3.41%	\$ 9,011.09	\$ 8,892.70	-1.31%	\$ 17,338.63	\$ 17,220.24	-0.68%
MGS-S Customer 5145	\$ 4,535.33	-3.54%	\$ 12,881.35	\$ 12,715.08	-1.29%	\$ 35,354.73	\$ 35,188.46	-0.47%
MGS-S Customer 5146	\$ 3,283.78	-3.24%	\$ 8,606.89	\$ 8,496.97	-1.28%	\$ 27,563.23	\$ 27,453.31	-0.40%
MGS-S Customer 5147	\$ 11,348.90	-4.12%	\$ 30,134.72	\$ 29,647.20	-1.62%	\$ 59,971.25	\$ 59,483.73	-0.81%
MGS-S Customer 5148	\$ 2,475.87	-3.02%	\$ 5,918.48	\$ 5,841.35	-1.30%	\$ 13,141.54	\$ 13,064.41	-0.59%
MGS-S Customer 5149	\$ 4,504.45	-3.62%	\$ 11,479.69	\$ 11,310.38	-1.47%	\$ 19,724.96	\$ 19,555.65	-0.86%
MGS-S Customer 5150	\$ 2,166.14	-2.91%	\$ 5,017.54	\$ 4,952.70	-1.29%	\$ 13,409.06	\$ 13,344.22	-0.48%
MGS-S Customer 5151	\$ 2,442.31	-3.02%	\$ 5,985.89	\$ 5,909.93	-1.27%	\$ 21,022.99	\$ 20,947.03	-0.36%
MGS-S Customer 5152	\$ 2,536.92	-3.05%	\$ 6,286.38	\$ 6,206.59	-1.27%	\$ 22,018.20	\$ 21,938.41	-0.36%
MGS-S Customer 5153	\$ 1,904.80	-3.03%	\$ 4,664.30	\$ 4,604.80	-1.28%	\$ 15,214.49	\$ 15,154.99	-0.39%
MGS-S Customer 5154	\$ 2,348.88	-3.19%	\$ 6,105.61	\$ 6,028.23	-1.27%	\$ 21,660.67	\$ 21,583.29	-0.36%
MGS-S Customer 5155	\$ 1,783.58	-2.69%	\$ 3,807.46	\$ 3,758.13	-1.30%	\$ 9,676.04	\$ 9,626.71	-0.51%
MGS-S Customer 5156	\$ 3,000.45	-3.18%	\$ 7,711.28	\$ 7,612.67	-1.28%	\$ 24,407.49	\$ 24,308.88	-0.40%
MGS-S Customer 5157	\$ 2,192.56	-2.91%	\$ 5,126.43	\$ 5,060.65	-1.28%	\$ 15,257.39	\$ 15,191.61	-0.43%

Customer	Distribution 8/25 Prices	Distribution % Difference	Delivery 1/25 Prices	Delivery 8/25 Prices	Delivery % Difference	Bundled 1/25 Prices	Bundled 8/25 Prices	Bundled % Difference
MGS-S Customer 5158	\$ 1,954.09	-2.80%	\$ 4,420.80	\$ 4,364.59	-1.27%	\$ 15,119.19	\$ 15,062.98	-0.37%
MGS-S Customer 5159	\$ 3,084.16	-3.20%	\$ 8,038.71	\$ 7,936.81	-1.27%	\$ 28,583.43	\$ 28,481.53	-0.36%
MGS-S Customer 5160	\$ 3,712.18	-3.31%	\$ 9,871.25	\$ 9,744.09	-1.29%	\$ 27,513.56	\$ 27,386.40	-0.46%
MGS-S Customer 5161	\$ 3,016.82	-3.18%	\$ 7,799.53	\$ 7,700.34	-1.27%	\$ 26,576.82	\$ 26,477.63	-0.37%
MGS-S Customer 5162	\$ 1,301.00	-2.62%	\$ 2,727.74	\$ 2,692.68	-1.29%	\$ 7,910.17	\$ 7,875.11	-0.44%
MGS-S Customer 5163	\$ 1,998.96	-2.82%	\$ 4,367.17	\$ 4,309.19	-1.33%	\$ 5,889.16	\$ 5,831.18	-0.98%
MGS-S Customer 5164	\$ 1,763.06	-2.68%	\$ 3,756.55	\$ 3,708.08	-1.29%	\$ 10,237.59	\$ 10,189.12	-0.47%
MGS-S Customer 5165	\$ 1,579.94	-2.85%	\$ 3,595.81	\$ 3,549.46	-1.29%	\$ 9,955.04	\$ 9,908.69	-0.47%
MGS-S Customer 5166	\$ 3,136.72	-3.21%	\$ 7,903.50	\$ 7,799.42	-1.32%	\$ 13,911.83	\$ 13,807.75	-0.75%
MGS-S Customer 5167	\$ 2,067.24	-2.86%	\$ 4,732.35	\$ 4,671.59	-1.28%	\$ 13,981.99	\$ 13,921.23	-0.43%
MGS-S Customer 5168	\$ 8,627.42	-3.64%	\$ 25,848.71	\$ 25,522.86	-1.26%	\$ 98,278.16	\$ 97,952.31	-0.33%
MGS-S Customer 5169	\$ 1,926.11	-2.78%	\$ 4,286.53	\$ 4,231.45	-1.28%	\$ 12,536.37	\$ 12,481.29	-0.44%
MGS-S Customer 5170	\$ 10,275.00	-3.72%	\$ 30,993.51	\$ 30,597.00	-1.28%	\$ 121,577.17	\$ 121,180.66	-0.33%
MGS-S Customer 5171	\$ 1,430.67	-2.74%	\$ 3,118.89	\$ 3,078.61	-1.29%	\$ 8,311.26	\$ 8,270.98	-0.48%
MGS-S Customer 5172	\$ 2,741.61	-3.11%	\$ 6,974.43	\$ 6,886.37	-1.26%	\$ 26,116.91	\$ 26,028.85	-0.34%
MGS-S Customer 5173	\$ 10,332.11	-3.86%	\$ 29,190.68	\$ 28,775.32	-1.42%	\$ 69,341.65	\$ 68,926.29	-0.60%
MGS-S Customer 5174	\$ 2,859.19	-3.14%	\$ 7,304.99	\$ 7,212.23	-1.27%	\$ 25,337.17	\$ 25,244.41	-0.37%
MGS-S Customer 5175	\$ 1,957.88	-2.79%	\$ 4,315.20	\$ 4,258.95	-1.30%	\$ 9,538.19	\$ 9,481.94	-0.59%
MGS-S Customer 5176	\$ 4,669.31	-3.61%	\$ 12,172.17	\$ 11,997.42	-1.44%	\$ 25,838.10	\$ 25,663.35	-0.68%
MGS-S Customer 5177	\$ 3,384.72	-3.26%	\$ 8,936.02	\$ 8,822.02	-1.28%	\$ 29,037.28	\$ 28,923.28	-0.39%
MGS-S Customer 5178	\$ 2,431.83	-3.01%	\$ 5,851.50	\$ 5,776.01	-1.29%	\$ 15,963.26	\$ 15,887.77	-0.47%
MGS-S Customer 5179	\$ 10,369.05	-3.69%	\$ 31,302.94	\$ 30,905.83	-1.27%	\$ 115,126.77	\$ 114,729.66	-0.34%
MGS-S Customer 5180	\$ 3,188.39	-3.22%	\$ 8,055.95	\$ 7,949.76	-1.32%	\$ 13,831.64	\$ 13,725.45	-0.77%
MGS-S Customer 5181	\$ 1,537.67	-2.82%	\$ 3,519.68	\$ 3,475.01	-1.27%	\$ 12,335.81	\$ 12,291.14	-0.36%
MGS-S Customer 5182	\$ 26,347.23	-4.40%	\$ 69,631.71	\$ 68,420.05	-1.74%	\$ 156,746.33	\$ 155,534.67	-0.77%
MGS-S Customer 5183	\$ 1,817.04	-2.71%	\$ 3,912.01	\$ 3,861.39	-1.29%	\$ 10,092.30	\$ 10,041.68	-0.50%
MGS-S Customer 5184	\$ 4,970.57	-3.46%	\$ 13,964.77	\$ 13,786.61	-1.28%	\$ 45,432.98	\$ 45,254.82	-0.39%
MGS-S Customer 5185	\$ 6,181.67	-3.54%	\$ 17,890.34	\$ 17,663.60	-1.27%	\$ 63,275.87	\$ 63,049.13	-0.36%
MGS-S Customer 5186	\$ 2,776.50	-3.30%	\$ 7,241.93	\$ 7,147.16	-1.31%	\$ 14,883.88	\$ 14,789.11	-0.64%
MGS-S Customer 5187	\$ 1,916.20	-3.03%	\$ 4,672.72	\$ 4,612.83	-1.28%	\$ 14,134.21	\$ 14,074.32	-0.42%
MGS-S Customer 5188	\$ 1,009.77	-2.25%	\$ 1,798.12	\$ 1,774.86	-1.29%	\$ 4,635.97	\$ 4,612.71	-0.50%
MGS-S Customer 5189	\$ 1,787.07	-2.97%	\$ 4,202.32	\$ 4,147.55	-1.30%	\$ 9,500.38	\$ 9,445.61	-0.58%
MGS-S Customer 5190	\$ 1,875.81	-2.75%	\$ 4,121.62	\$ 4,068.64	-1.29%	\$ 11,905.26	\$ 11,852.28	-0.45%
MGS-S Customer 5191	\$ 2,383.84	-2.99%	\$ 5,669.56	\$ 5,596.01	-1.30%	\$ 13,960.53	\$ 13,886.98	-0.53%
MGS-S Customer 5192	\$ 3,620.46	-3.30%	\$ 9,452.39	\$ 9,328.85	-1.31%	\$ 19,930.60	\$ 19,807.06	-0.62%
MGS-S Customer 5193	\$ 1,661.02	-2.60%	\$ 3,443.79	\$ 3,399.45	-1.29%	\$ 9,734.69	\$ 9,690.35	-0.46%
MGS-S Customer 5194	\$ 6,521.38	-3.56%	\$ 19,118.33	\$ 18,877.58	-1.26%	\$ 73,663.23	\$ 73,422.48	-0.33%
MGS-S Customer 5195	\$ 3,876.18	-3.34%	\$ 10,550.80	\$ 10,417.05	-1.27%	\$ 37,288.50	\$ 37,154.75	-0.36%
MGS-S Customer 5196	\$ 2,244.63	-2.94%	\$ 5,239.50	\$ 5,171.58	-1.30%	\$ 13,116.27	\$ 13,048.35	-0.52%
MGS-S Customer 5197	\$ 3,705.21	-3.31%	\$ 10,092.92	\$ 9,965.93	-1.26%	\$ 39,345.10	\$ 39,218.11	-0.32%

Customer	Distribution 8/25 Prices	Distribution % Difference	Delivery 1/25 Prices	Delivery 8/25 Prices	Delivery % Difference	Bundled 1/25 Prices	Bundled 8/25 Prices	Bundled % Difference
MGS-S Customer 5198	\$ 14,498.54	-3.74%	\$ 44,754.15	\$ 44,190.26	-1.26%	\$ 172,135.29	\$ 171,571.40	-0.33%
MGS-S Customer 5199	\$ 9,506.99	-3.68%	\$ 28,163.61	\$ 27,800.56	-1.29%	\$ 79,701.09	\$ 79,338.04	-0.46%
MGS-S Customer 5200	\$ 2,362.60	-3.20%	\$ 5,992.81	\$ 5,914.77	-1.30%	\$ 13,743.43	\$ 13,665.39	-0.57%
MGS-S Customer 5201	\$ 3,497.66	-3.28%	\$ 9,302.28	\$ 9,183.65	-1.28%	\$ 30,486.76	\$ 30,368.13	-0.39%
MGS-S Customer 5202	\$ 17,256.05	-3.77%	\$ 53,551.59	\$ 52,875.87	-1.26%	\$ 202,665.68	\$ 201,989.96	-0.33%
MGS-S Customer 5203	\$ 2,359.27	-2.98%	\$ 5,650.62	\$ 5,578.06	-1.28%	\$ 16,654.44	\$ 16,581.88	-0.44%
MGS-S Customer 5204	\$ 1,551.16	-2.83%	\$ 3,573.26	\$ 3,528.05	-1.27%	\$ 13,055.89	\$ 13,010.68	-0.35%
MGS-S Customer 5205	\$ 4,303.21	-3.39%	\$ 11,805.97	\$ 11,654.84	-1.28%	\$ 36,500.63	\$ 36,349.50	-0.41%
MGS-S Customer 5206	\$ 3,485.55	-3.28%	\$ 9,426.77	\$ 9,308.57	-1.25%	\$ 38,357.99	\$ 38,239.79	-0.31%
MGS-S Customer 5207	\$ 3,704.80	-3.31%	\$ 9,749.35	\$ 9,622.35	-1.30%	\$ 22,149.24	\$ 22,022.24	-0.57%
MGS-S Customer 5208	\$ 3,182.00	-3.38%	\$ 8,777.71	\$ 8,666.48	-1.27%	\$ 31,464.88	\$ 31,353.65	-0.35%
MGS-S Customer 5209	\$ 5,627.66	-3.51%	\$ 16,107.43	\$ 15,902.81	-1.27%	\$ 55,523.82	\$ 55,319.20	-0.37%
MGS-S Customer 5210	\$ 3,519.86	-3.29%	\$ 9,161.08	\$ 9,041.50	-1.31%	\$ 20,006.99	\$ 19,887.41	-0.60%
MGS-S Customer 5211	\$ 2,306.84	-2.96%	\$ 5,429.93	\$ 5,359.58	-1.30%	\$ 13,620.69	\$ 13,550.34	-0.52%
MGS-S Customer 5212	\$ 3,274.79	-3.24%	\$ 8,582.55	\$ 8,472.85	-1.28%	\$ 27,317.22	\$ 27,207.52	-0.40%
MGS-S Customer 5213	\$ 1,782.60	-2.95%	\$ 4,188.33	\$ 4,134.06	-1.30%	\$ 10,235.16	\$ 10,180.89	-0.53%
MGS-S Customer 5214	\$ 2,548.24	-3.05%	\$ 6,236.46	\$ 6,156.42	-1.28%	\$ 18,348.41	\$ 18,268.37	-0.44%
MGS-S Customer 5215	\$ 2,043.90	-2.84%	\$ 4,636.76	\$ 4,576.99	-1.29%	\$ 12,775.99	\$ 12,716.22	-0.47%
MGS-S Customer 5216	\$ 15,184.57	-3.76%	\$ 47,187.74	\$ 46,595.12	-1.26%	\$ 189,754.52	\$ 189,161.90	-0.31%
MGS-S Customer 5217	\$ 1,116.52	-1.96%	\$ 1,705.27	\$ 1,682.93	-1.31%	\$ 3,437.51	\$ 3,415.17	-0.65%
MGS-S Customer 5218	\$ 12,577.31	-3.72%	\$ 38,173.74	\$ 37,687.51	-1.27%	\$ 127,683.33	\$ 127,197.10	-0.38%
MGS-S Customer 5219	\$ 2,060.05	-2.85%	\$ 4,655.06	\$ 4,594.60	-1.30%	\$ 11,199.97	\$ 11,139.51	-0.54%
MGS-S Customer 5220	\$ 5,815.93	-3.52%	\$ 16,703.11	\$ 16,490.93	-1.27%	\$ 57,522.66	\$ 57,310.48	-0.37%
MGS-S Customer 5221	\$ 1,614.32	-2.56%	\$ 3,265.38	\$ 3,222.98	-1.30%	\$ 7,839.81	\$ 7,797.41	-0.54%
MGS-S Customer 5222	\$ 1,607.28	-2.87%	\$ 3,720.50	\$ 3,673.05	-1.28%	\$ 12,157.61	\$ 12,110.16	-0.39%
MGS-S Customer 5223	\$ 932.21	-1.57%	\$ 1,113.83	\$ 1,099.00	-1.33%	\$ 1,292.08	\$ 1,277.25	-1.15%
MGS-S Customer 5224	\$ 6,824.49	-3.58%	\$ 19,414.56	\$ 19,161.20	-1.30%	\$ 42,669.50	\$ 42,416.14	-0.59%
MGS-S Customer 5225	\$ 2,851.35	-3.15%	\$ 7,213.26	\$ 7,120.47	-1.29%	\$ 21,066.24	\$ 20,973.45	-0.44%
MGS-S Customer 5226	\$ 2,385.78	-3.20%	\$ 6,186.66	\$ 6,107.68	-1.28%	\$ 20,020.79	\$ 19,941.81	-0.39%
MGS-S Customer 5227	\$ 2,039.45	-2.84%	\$ 4,624.87	\$ 4,565.21	-1.29%	\$ 12,682.74	\$ 12,623.08	-0.47%
MGS-S Customer 5228	\$ 5,717.19	-3.93%	\$ 14,717.98	\$ 14,484.09	-1.59%	\$ 47,251.13	\$ 47,017.24	-0.49%
MGS-S Customer 5229	\$ 16,867.07	-3.76%	\$ 52,882.10	\$ 52,222.86	-1.25%	\$ 228,688.18	\$ 228,028.94	-0.29%
MGS-S Customer 5230	\$ 1,391.24	-2.34%	\$ 2,597.06	\$ 2,563.68	-1.29%	\$ 7,494.06	\$ 7,460.68	-0.45%
MGS-S Customer 5231	\$ 2,675.12	-3.28%	\$ 7,039.94	\$ 6,949.08	-1.29%	\$ 19,352.99	\$ 19,262.13	-0.47%
MGS-S Customer 5232	\$ 5,848.03	-3.55%	\$ 16,583.21	\$ 16,368.28	-1.30%	\$ 45,798.14	\$ 45,583.21	-0.47%
MGS-S Customer 5233	\$ 801.10	-1.82%	\$ 1,381.20	\$ 1,366.35	-1.08%	\$ 14,623.79	\$ 14,608.94	-0.10%
MGS-S Customer 5234	\$ 4,137.94	-3.38%	\$ 11,251.78	\$ 11,106.93	-1.29%	\$ 32,276.29	\$ 32,131.44	-0.45%
MGS-S Customer 5235	\$ 2,633.73	-3.27%	\$ 6,855.81	\$ 6,766.68	-1.30%	\$ 16,417.39	\$ 16,328.26	-0.54%
MGS-S Customer 5236	\$ 2,333.17	-2.97%	\$ 5,543.62	\$ 5,472.15	-1.29%	\$ 15,265.52	\$ 15,194.05	-0.47%
MGS-S Customer 5237	\$ 9,823.99	-3.67%	\$ 28,675.61	\$ 28,300.81	-1.31%	\$ 60,961.95	\$ 60,587.15	-0.61%

Customer	Distribution 8/25 Prices	Distribution % Difference	Delivery 1/25 Prices	Delivery 8/25 Prices	Delivery % Difference	Bundled 1/25 Prices	Bundled 8/25 Prices	Bundled % Difference
MGS-S Customer 5238	\$ 3,798.46	-3.33%	\$ 10,257.32	\$ 10,126.51	-1.28%	\$ 33,631.10	\$ 33,500.29	-0.39%
MGS-S Customer 5239	\$ 2,243.54	-3.16%	\$ 5,643.01	\$ 5,569.70	-1.30%	\$ 13,705.45	\$ 13,632.14	-0.53%
MGS-S Customer 5240	\$ 2,588.66	-3.25%	\$ 6,762.27	\$ 6,675.22	-1.29%	\$ 19,043.33	\$ 18,956.28	-0.46%
MGS-S Customer 5241	\$ 2,256.34	-2.94%	\$ 5,270.32	\$ 5,201.94	-1.30%	\$ 12,935.13	\$ 12,866.75	-0.53%
MGS-S Customer 5242	\$ 4,069.75	-3.49%	\$ 11,361.47	\$ 11,214.10	-1.30%	\$ 28,501.02	\$ 28,353.65	-0.52%
MGS-S Customer 5243	\$ 1,761.97	-2.96%	\$ 4,142.95	\$ 4,089.12	-1.30%	\$ 10,053.58	\$ 9,999.75	-0.54%
MGS-S Customer 5244	\$ 2,527.06	-3.24%	\$ 6,677.97	\$ 6,593.27	-1.27%	\$ 23,615.96	\$ 23,531.26	-0.36%
MGS-S Customer 5245	\$ 10,762.98	-3.69%	\$ 32,641.58	\$ 32,229.17	-1.26%	\$ 121,026.81	\$ 120,614.40	-0.34%
MGS-S Customer 5246	\$ 1,370.03	-2.69%	\$ 2,945.97	\$ 2,908.09	-1.29%	\$ 8,522.84	\$ 8,484.96	-0.44%
MGS-S Customer 5247	\$ 3,819.24	-3.33%	\$ 10,163.22	\$ 10,031.67	-1.29%	\$ 26,076.61	\$ 25,945.06	-0.50%
MGS-S Customer 5248	\$ 2,248.47	-3.16%	\$ 5,589.14	\$ 5,515.67	-1.31%	\$ 10,362.50	\$ 10,289.03	-0.71%
MGS-S Customer 5249	\$ 1,931.45	-3.04%	\$ 4,847.80	\$ 4,787.22	-1.25%	\$ 20,458.73	\$ 20,398.15	-0.30%
MGS-S Customer 5250	\$ 2,412.77	-3.01%	\$ 5,834.75	\$ 5,759.94	-1.28%	\$ 17,744.22	\$ 17,669.41	-0.42%
MGS-S Customer 5251	\$ 2,064.31	-2.85%	\$ 4,722.19	\$ 4,661.58	-1.28%	\$ 13,972.98	\$ 13,912.37	-0.43%
MGS-S Customer 5252	\$ 2,222.89	-2.93%	\$ 5,205.46	\$ 5,138.40	-1.29%	\$ 14,565.94	\$ 14,498.88	-0.46%
MGS-S Customer 5253	\$ 2,572.81	-3.06%	\$ 6,367.24	\$ 6,286.10	-1.27%	\$ 20,990.93	\$ 20,909.79	-0.39%
MGS-S Customer 5254	\$ 1,402.80	-2.37%	\$ 2,547.13	\$ 2,513.14	-1.33%	\$ 2,931.06	\$ 2,897.07	-1.16%
MGS-S Customer 5255	\$ 12,349.65	-3.72%	\$ 36,978.29	\$ 36,501.01	-1.29%	\$ 101,045.93	\$ 100,568.65	-0.47%
MGS-S Customer 5256	\$ 1,891.33	-2.76%	\$ 4,224.90	\$ 4,171.27	-1.27%	\$ 14,723.45	\$ 14,669.82	-0.36%
MGS-S Customer 5257	\$ 2,328.15	-2.97%	\$ 5,505.99	\$ 5,434.78	-1.29%	\$ 14,258.36	\$ 14,187.15	-0.50%
MGS-S Customer 5258	\$ 12,341.18	-3.78%	\$ 36,695.76	\$ 36,211.50	-1.32%	\$ 112,585.12	\$ 112,100.86	-0.43%
MGS-S Customer 5259	\$ 1,795.66	-2.98%	\$ 4,255.14	\$ 4,199.91	-1.30%	\$ 10,577.58	\$ 10,522.35	-0.52%
MGS-S Customer 5260	\$ 1,000.06	-1.73%	\$ 1,447.69	\$ 1,430.09	-1.22%	\$ 7,890.45	\$ 7,872.85	-0.22%
MGS-S Customer 5261	\$ 3,270.38	-3.40%	\$ 8,892.94	\$ 8,777.92	-1.29%	\$ 23,591.82	\$ 23,476.80	-0.49%
MGS-S Customer 5262	\$ 2,321.33	-3.18%	\$ 5,784.35	\$ 5,708.00	-1.32%	\$ 9,486.49	\$ 9,410.14	-0.80%
MGS-S Customer 5263	\$ 2,170.63	-2.90%	\$ 5,119.65	\$ 5,054.71	-1.27%	\$ 18,033.50	\$ 17,968.56	-0.36%
MGS-S Customer 5264	\$ 2,110.38	-3.11%	\$ 5,255.60	\$ 5,187.82	-1.29%	\$ 14,409.72	\$ 14,341.94	-0.47%
MGS-S Customer 5265	\$ 2,387.84	-3.00%	\$ 5,921.28	\$ 5,847.50	-1.25%	\$ 25,798.59	\$ 25,724.81	-0.29%
MGS-S Customer 5266	\$ 1,619.66	-2.86%	\$ 3,688.10	\$ 3,640.38	-1.29%	\$ 9,275.25	\$ 9,227.53	-0.51%
MGS-S Customer 5267	\$ 1,021.07	-2.28%	\$ 1,801.82	\$ 1,778.00	-1.32%	\$ 2,917.03	\$ 2,893.21	-0.82%
MGS-S Customer 5268	\$ 2,327.01	-2.99%	\$ 5,609.71	\$ 5,538.10	-1.28%	\$ 18,538.64	\$ 18,467.03	-0.39%
MGS-S Customer 5269	\$ 2,238.64	-3.15%	\$ 5,677.91	\$ 5,605.15	-1.28%	\$ 17,031.15	\$ 16,958.39	-0.43%
MGS-S Customer 5270	\$ 2,951.84	-3.17%	\$ 7,552.12	\$ 7,455.53	-1.28%	\$ 23,754.71	\$ 23,658.12	-0.41%
MGS-S Customer 5271	\$ 3,938.80	-3.34%	\$ 10,563.53	\$ 10,427.47	-1.29%	\$ 29,188.51	\$ 29,052.45	-0.47%
MGS-S Customer 5272	\$ 1,874.38	-3.00%	\$ 4,478.33	\$ 4,420.33	-1.30%	\$ 11,092.71	\$ 11,034.71	-0.52%
MGS-S Customer 5273	\$ 2,254.68	-2.93%	\$ 5,296.71	\$ 5,228.54	-1.29%	\$ 14,861.72	\$ 14,793.55	-0.46%
MGS-S Customer 5274	\$ 11,876.26	-3.71%	\$ 36,442.44	\$ 35,985.31	-1.25%	\$ 146,875.99	\$ 146,418.86	-0.31%
MGS-S Customer 5275	\$ 6,351.35	-5.17%	\$ 10,812.20	\$ 10,465.76	-3.20%	\$ 15,011.39	\$ 14,664.95	-2.31%
MGS-S Customer 5276	\$ 2,274.10	-3.17%	\$ 5,819.48	\$ 5,745.05	-1.28%	\$ 18,273.08	\$ 18,198.65	-0.41%
MGS-S Customer 5277	\$ 1,817.81	-2.70%	\$ 3,899.24	\$ 3,848.72	-1.30%	\$ 9,668.30	\$ 9,617.78	-0.52%

Customer	Distribution 8/25 Prices	Distribution % Difference	Delivery 1/25 Prices	Delivery 8/25 Prices	Delivery % Difference	Bundled 1/25 Prices	Bundled 8/25 Prices	Bundled % Difference
MGS-S Customer 5278	\$ 3,312.89	-3.40%	\$ 9,105.25	\$ 8,988.74	-1.28%	\$ 28,474.88	\$ 28,358.37	-0.41%
MGS-S Customer 5279	\$ 4,221.34	-3.50%	\$ 11,809.71	\$ 11,656.64	-1.30%	\$ 29,538.86	\$ 29,385.79	-0.52%
MGS-S Customer 5280	\$ 2,016.31	-3.07%	\$ 4,846.00	\$ 4,782.09	-1.32%	\$ 8,017.96	\$ 7,954.05	-0.80%
MGS-S Customer 5281	\$ 3,638.07	-3.30%	\$ 9,810.05	\$ 9,685.82	-1.27%	\$ 35,277.14	\$ 35,152.91	-0.35%
MGS-S Customer 5282	\$ 2,860.58	-3.14%	\$ 7,251.20	\$ 7,158.43	-1.28%	\$ 22,553.39	\$ 22,460.62	-0.41%
MGS-S Customer 5283	\$ 3,815.58	-3.35%	\$ 10,013.36	\$ 9,881.22	-1.32%	\$ 17,312.52	\$ 17,180.38	-0.76%
MGS-S Customer 5284	\$ 1,312.71	-2.26%	\$ 2,356.41	\$ 2,326.09	-1.29%	\$ 6,802.75	\$ 6,772.43	-0.45%
MGS-S Customer 5285	\$ 2,783.42	-3.13%	\$ 6,994.46	\$ 6,904.68	-1.28%	\$ 20,829.50	\$ 20,739.72	-0.43%
MGS-S Customer 5286	\$ 1,949.34	-2.79%	\$ 4,341.83	\$ 4,285.83	-1.29%	\$ 11,917.05	\$ 11,861.05	-0.47%
MGS-S Customer 5287	\$ 1,686.52	-2.92%	\$ 3,952.85	\$ 3,902.18	-1.28%	\$ 11,997.35	\$ 11,946.68	-0.42%
MGS-S Customer 5288	\$ 8,860.61	-3.65%	\$ 26,078.70	\$ 25,742.69	-1.29%	\$ 73,456.99	\$ 73,120.98	-0.46%
MGS-S Customer 5289	\$ 2,719.40	-3.29%	\$ 7,099.86	\$ 7,007.31	-1.30%	\$ 16,058.13	\$ 15,965.58	-0.58%
MGS-S Customer 5290	\$ 1,149.25	-2.45%	\$ 2,225.86	\$ 2,196.97	-1.30%	\$ 5,386.74	\$ 5,357.85	-0.54%
MGS-S Customer 5291	\$ 2,719.63	-3.10%	\$ 6,731.01	\$ 6,643.91	-1.29%	\$ 17,373.64	\$ 17,286.54	-0.50%
MGS-S Customer 5292	\$ 1,586.61	-2.86%	\$ 3,604.32	\$ 3,557.68	-1.29%	\$ 9,368.46	\$ 9,321.82	-0.50%
MGS-S Customer 5293	\$ 2,452.81	-3.22%	\$ 6,534.20	\$ 6,452.53	-1.25%	\$ 27,514.27	\$ 27,432.60	-0.30%
MGS-S Customer 5294	\$ 3,061.25	-3.19%	\$ 7,870.23	\$ 7,769.28	-1.28%	\$ 23,613.02	\$ 23,512.07	-0.43%
MGS-S Customer 5295	\$ 2,034.12	-3.08%	\$ 5,078.69	\$ 5,013.96	-1.27%	\$ 16,784.55	\$ 16,719.82	-0.39%
MGS-S Customer 5296	\$ 1,347.69	-2.33%	\$ 2,378.26	\$ 2,346.09	-1.35%	\$ 4,060.22	\$ 4,028.05	-0.79%
MGS-S Customer 5297	\$ 4,429.71	-3.41%	\$ 12,250.51	\$ 12,094.13	-1.28%	\$ 39,655.51	\$ 39,499.13	-0.39%
MGS-S Customer 5298	\$ 1,792.13	-2.70%	\$ 3,795.89	\$ 3,746.23	-1.31%	\$ 7,879.67	\$ 7,830.01	-0.63%
MGS-S Customer 5299	\$ 7,172.36	-3.60%	\$ 20,449.78	\$ 20,182.28	-1.31%	\$ 42,735.77	\$ 42,468.27	-0.63%
MGS-S Customer 5300	\$ 2,768.21	-3.12%	\$ 6,937.31	\$ 6,848.28	-1.28%	\$ 20,571.25	\$ 20,482.22	-0.43%
MGS-S Customer 5301	\$ 3,611.13	-3.45%	\$ 8,970.74	\$ 8,841.90	-1.44%	\$ 13,980.06	\$ 13,851.22	-0.92%
MGS-S Customer 5302	\$ 6,715.63	-3.57%	\$ 19,172.48	\$ 18,923.72	-1.30%	\$ 47,189.93	\$ 46,941.17	-0.53%
MGS-S Customer 5303	\$ 1,678.30	-2.61%	\$ 3,474.62	\$ 3,429.59	-1.30%	\$ 8,745.03	\$ 8,700.00	-0.51%
MGS-S Customer 5304	\$ 5,199.81	-3.48%	\$ 14,765.64	\$ 14,578.26	-1.27%	\$ 51,668.23	\$ 51,480.85	-0.36%
MGS-S Customer 5305	\$ 1,845.19	-3.00%	\$ 4,350.68	\$ 4,293.57	-1.31%	\$ 8,333.00	\$ 8,275.89	-0.69%
MGS-S Customer 5306	\$ 2,348.50	-2.98%	\$ 5,698.98	\$ 5,626.79	-1.27%	\$ 20,507.67	\$ 20,435.48	-0.35%
MGS-S Customer 5307	\$ 1,960.20	-3.05%	\$ 4,884.01	\$ 4,822.32	-1.26%	\$ 18,115.06	\$ 18,053.37	-0.34%
MGS-S Customer 5308	\$ 2,387.37	-2.99%	\$ 5,632.23	\$ 5,558.61	-1.31%	\$ 11,760.42	\$ 11,686.80	-0.63%
MGS-S Customer 5309	\$ 3,009.08	-3.18%	\$ 7,736.80	\$ 7,637.99	-1.28%	\$ 24,766.66	\$ 24,667.85	-0.40%
MGS-S Customer 5310	\$ 3,768.62	-3.33%	\$ 10,100.47	\$ 9,970.85	-1.28%	\$ 30,174.31	\$ 30,044.69	-0.43%
MGS-S Customer 5311	\$ 4,568.57	-3.53%	\$ 12,889.08	\$ 12,721.96	-1.30%	\$ 32,030.53	\$ 31,863.41	-0.52%
MGS-S Customer 5312	\$ 1,844.28	-2.73%	\$ 4,010.21	\$ 3,958.42	-1.29%	\$ 10,814.50	\$ 10,762.71	-0.48%
MGS-S Customer 5313	\$ 4,382.45	-3.40%	\$ 11,922.11	\$ 11,767.87	-1.29%	\$ 30,780.19	\$ 30,625.95	-0.50%
MGS-S Customer 5314	\$ 5,070.98	-3.47%	\$ 14,243.14	\$ 14,060.75	-1.28%	\$ 44,089.61	\$ 43,907.22	-0.41%
MGS-S Customer 5315	\$ 1,503.55	-2.80%	\$ 3,344.54	\$ 3,301.23	-1.29%	\$ 8,576.10	\$ 8,532.79	-0.51%
MGS-S Customer 5316	\$ 7,323.96	-3.84%	\$ 20,314.53	\$ 20,022.42	-1.44%	\$ 69,461.62	\$ 69,169.51	-0.42%
MGS-S Customer 5317	\$ 6,826.99	-3.82%	\$ 19,006.91	\$ 18,735.80	-1.43%	\$ 74,018.01	\$ 73,746.90	-0.37%

Customer	Distribution 8/25 Prices	Distribution % Difference	Delivery 1/25 Prices	Delivery 8/25 Prices	Delivery % Difference	Bundled 1/25 Prices	Bundled 8/25 Prices	Bundled % Difference
MGS-S Customer 5318	\$ 2,202.15	-3.15%	\$ 5,543.35	\$ 5,471.85	-1.29%	\$ 15,164.58	\$ 15,093.08	-0.47%
MGS-S Customer 5319	\$ 1,452.09	-2.76%	\$ 3,189.43	\$ 3,148.23	-1.29%	\$ 8,538.23	\$ 8,497.03	-0.48%
MGS-S Customer 5320	\$ 2,717.15	-3.11%	\$ 6,765.27	\$ 6,678.08	-1.29%	\$ 18,976.97	\$ 18,889.78	-0.46%
MGS-S Customer 5321	\$ 7,502.93	-3.61%	\$ 22,037.18	\$ 21,756.31	-1.27%	\$ 73,103.90	\$ 72,823.03	-0.38%
MGS-S Customer 5322	\$ 2,016.03	-3.07%	\$ 4,963.76	\$ 4,899.93	-1.29%	\$ 14,137.99	\$ 14,074.16	-0.45%
MGS-S Customer 5323	\$ 3,051.26	-3.35%	\$ 8,287.30	\$ 8,181.45	-1.28%	\$ 26,522.75	\$ 26,416.90	-0.40%
MGS-S Customer 5324	\$ 18,082.65	-3.96%	\$ 51,597.63	\$ 50,851.63	-1.45%	\$ 96,964.88	\$ 96,218.88	-0.77%
MGS-S Customer 5325	\$ 4,499.34	-3.41%	\$ 12,336.34	\$ 12,177.29	-1.29%	\$ 33,982.45	\$ 33,823.40	-0.47%
MGS-S Customer 5326	\$ 1,090.09	-1.91%	\$ 1,633.82	\$ 1,612.56	-1.30%	\$ 3,802.09	\$ 3,780.83	-0.56%
MGS-S Customer 5327	\$ 2,730.05	-3.11%	\$ 6,799.33	\$ 6,711.76	-1.29%	\$ 19,126.09	\$ 19,038.52	-0.46%
MGS-S Customer 5328	\$ 1,810.54	-2.98%	\$ 4,268.58	\$ 4,212.97	-1.30%	\$ 9,582.75	\$ 9,527.14	-0.58%
MGS-S Customer 5329	\$ 2,212.21	-3.15%	\$ 5,565.62	\$ 5,493.69	-1.29%	\$ 14,749.68	\$ 14,677.75	-0.49%
MGS-S Customer 5330	\$ 1,485.95	-2.78%	\$ 3,321.34	\$ 3,278.84	-1.28%	\$ 10,282.74	\$ 10,240.24	-0.41%
MGS-S Customer 5331	\$ 1,637.37	-2.87%	\$ 3,736.68	\$ 3,688.27	-1.30%	\$ 9,137.12	\$ 9,088.71	-0.53%
MGS-S Customer 5332	\$ 4,331.09	-3.40%	\$ 11,877.44	\$ 11,725.17	-1.28%	\$ 35,891.21	\$ 35,738.94	-0.42%
MGS-S Customer 5333	\$ 1,483.12	-2.77%	\$ 3,246.81	\$ 3,204.55	-1.30%	\$ 7,285.12	\$ 7,242.86	-0.58%
MGS-S Customer 5334	\$ 1,658.52	-2.89%	\$ 3,802.89	\$ 3,753.59	-1.30%	\$ 9,242.98	\$ 9,193.68	-0.53%
MGS-S Customer 5335	\$ 1,642.33	-2.89%	\$ 3,776.04	\$ 3,727.19	-1.29%	\$ 9,791.56	\$ 9,742.71	-0.50%
MGS-S Customer 5336	\$ 1,615.11	-2.86%	\$ 3,672.37	\$ 3,624.83	-1.29%	\$ 9,149.83	\$ 9,102.29	-0.52%
MGS-S Customer 5337	\$ 1,325.56	-2.64%	\$ 2,756.90	\$ 2,721.02	-1.30%	\$ 6,145.27	\$ 6,109.39	-0.58%
MGS-S Customer 5338	\$ 1,857.88	-3.01%	\$ 4,403.94	\$ 4,346.36	-1.31%	\$ 9,200.50	\$ 9,142.92	-0.63%
MGS-S Customer 5339	\$ 3,006.06	-3.18%	\$ 7,795.22	\$ 7,696.52	-1.27%	\$ 28,079.19	\$ 27,980.49	-0.35%
MGS-S Customer 5340	\$ 9,494.53	-3.67%	\$ 28,807.02	\$ 28,445.78	-1.25%	\$ 116,945.44	\$ 116,584.20	-0.31%
MGS-S Customer 5341	\$ 948.62	-1.61%	\$ 1,164.81	\$ 1,149.30	-1.33%	\$ 1,399.05	\$ 1,383.54	-1.11%
MGS-S Customer 5342	\$ 3,739.15	-3.31%	\$ 9,753.44	\$ 9,625.44	-1.31%	\$ 18,218.09	\$ 18,090.09	-0.70%
MGS-S Customer 5343	\$ 3,161.28	-3.22%	\$ 8,147.20	\$ 8,042.08	-1.29%	\$ 22,331.78	\$ 22,226.66	-0.47%
MGS-S Customer 5344	\$ 4,797.13	-3.45%	\$ 13,222.02	\$ 13,050.41	-1.30%	\$ 32,857.09	\$ 32,685.48	-0.52%
MGS-S Customer 5345	\$ 2,361.84	-2.99%	\$ 5,612.71	\$ 5,539.83	-1.30%	\$ 14,570.98	\$ 14,498.10	-0.50%
MGS-S Customer 5346	\$ 1,716.45	-2.93%	\$ 4,005.41	\$ 3,953.58	-1.29%	\$ 10,320.53	\$ 10,268.70	-0.50%
MGS-S Customer 5347	\$ 3,219.37	-3.23%	\$ 8,279.79	\$ 8,172.18	-1.30%	\$ 20,021.52	\$ 19,913.91	-0.54%
MGS-S Customer 5348	\$ 1,551.07	-2.84%	\$ 3,509.25	\$ 3,463.92	-1.29%	\$ 9,544.66	\$ 9,499.33	-0.47%
MGS-S Customer 5349	\$ 5,025.14	-3.46%	\$ 14,116.60	\$ 13,936.28	-1.28%	\$ 45,066.29	\$ 44,885.97	-0.40%
MGS-S Customer 5350	\$ 3,364.72	-3.35%	\$ 8,409.87	\$ 8,293.26	-1.39%	\$ 17,870.90	\$ 17,754.29	-0.65%
MGS-S Customer 5351	\$ 5,437.26	-3.58%	\$ 14,814.37	\$ 14,612.47	-1.36%	\$ 33,928.40	\$ 33,726.50	-0.60%
MGS-S Customer 5352	\$ 2,354.55	-2.98%	\$ 5,606.72	\$ 5,534.43	-1.29%	\$ 15,364.27	\$ 15,291.98	-0.47%
MGS-S Customer 5353	\$ 2,156.20	-2.90%	\$ 4,953.83	\$ 4,889.53	-1.30%	\$ 12,017.95	\$ 11,953.65	-0.54%
MGS-S Customer 5354	\$ 2,020.21	-3.08%	\$ 5,024.28	\$ 4,960.15	-1.28%	\$ 16,192.87	\$ 16,128.74	-0.40%
MGS-S Customer 5355	\$ 1,854.32	-3.00%	\$ 4,412.79	\$ 4,355.41	-1.30%	\$ 10,322.51	\$ 10,265.13	-0.56%
MGS-S Customer 5356	\$ 2,261.89	-2.95%	\$ 5,256.46	\$ 5,187.59	-1.31%	\$ 12,208.26	\$ 12,139.39	-0.56%
MGS-S Customer 5357	\$ 1,793.25	-2.69%	\$ 3,883.96	\$ 3,834.40	-1.28%	\$ 12,457.28	\$ 12,407.72	-0.40%

Internal Use

Customer	Distribution 8/25 Prices	Distribution % Difference	Delivery 1/25 Prices	Delivery 8/25 Prices	Delivery % Difference	Bundled 1/25 Prices	Bundled 8/25 Prices	Bundled % Difference
MGS-S Customer 5358	\$ 2,349.70	-3.21%	\$ 5,990.13	\$ 5,912.31	-1.30%	\$ 14,792.77	\$ 14,714.95	-0.53%
MGS-S Customer 5359	\$ 1,437.47	-2.40%	\$ 2,691.60	\$ 2,656.20	-1.32%	\$ 4,995.16	\$ 4,959.76	-0.71%
MGS-S Customer 5360	\$ 1,311.45	-2.63%	\$ 2,740.66	\$ 2,705.20	-1.29%	\$ 7,080.74	\$ 7,045.28	-0.50%
MGS-S Customer 5361	\$ 2,130.73	-3.11%	\$ 5,312.89	\$ 5,244.43	-1.29%	\$ 14,603.67	\$ 14,535.21	-0.47%
MGS-S Customer 5362	\$ 2,307.56	-2.96%	\$ 5,542.35	\$ 5,471.91	-1.27%	\$ 18,961.48	\$ 18,891.04	-0.37%
MGS-S Customer 5363	\$ 1,844.18	-2.72%	\$ 3,911.38	\$ 3,859.85	-1.32%	\$ 6,514.65	\$ 6,463.12	-0.79%
MGS-S Customer 5364	\$ 2,454.15	-3.02%	\$ 5,949.42	\$ 5,873.02	-1.28%	\$ 17,541.70	\$ 17,465.30	-0.44%
MGS-S Customer 5365	\$ 11,842.21	-3.71%	\$ 35,432.16	\$ 34,976.03	-1.29%	\$ 100,443.62	\$ 99,987.49	-0.45%
MGS-S Customer 5366	\$ 4,412.84	-3.53%	\$ 12,521.31	\$ 12,359.96	-1.29%	\$ 35,406.04	\$ 35,244.69	-0.46%
MGS-S Customer 5367	\$ 2,398.75	-3.00%	\$ 5,823.39	\$ 5,749.24	-1.27%	\$ 19,460.76	\$ 19,386.61	-0.38%
MGS-S Customer 5368	\$ 2,057.93	-2.85%	\$ 4,687.01	\$ 4,626.67	-1.29%	\$ 13,211.08	\$ 13,150.74	-0.46%
MGS-S Customer 5369	\$ 2,700.02	-3.10%	\$ 6,796.27	\$ 6,709.93	-1.27%	\$ 23,433.06	\$ 23,346.72	-0.37%
MGS-S Customer 5370	\$ 6,105.86	-3.54%	\$ 17,436.01	\$ 17,211.91	-1.29%	\$ 50,727.87	\$ 50,503.77	-0.44%
MGS-S Customer 5371	\$ 1,805.18	-2.71%	\$ 3,978.74	\$ 3,928.55	-1.26%	\$ 15,077.63	\$ 15,027.44	-0.33%
MGS-S Customer 5372	\$ 2,081.66	-2.86%	\$ 4,708.62	\$ 4,647.36	-1.30%	\$ 10,861.72	\$ 10,800.46	-0.56%
MGS-S Customer 5373	\$ 16,808.86	-3.80%	\$ 51,915.12	\$ 51,251.79	-1.28%	\$ 203,977.21	\$ 203,313.88	-0.33%
MGS-S Customer 5374	\$ 4,620.51	-3.43%	\$ 12,583.25	\$ 12,419.23	-1.30%	\$ 28,182.87	\$ 28,018.85	-0.58%
MGS-S Customer 5375	\$ 8,915.48	-3.82%	\$ 25,614.59	\$ 25,260.42	-1.38%	\$ 92,143.47	\$ 91,789.30	-0.38%
MGS-S Customer 5376	\$ 2,282.07	-2.95%	\$ 5,486.84	\$ 5,417.40	-1.27%	\$ 19,912.40	\$ 19,842.96	-0.35%
MGS-S Customer 5377	\$ 2,071.71	-3.10%	\$ 5,083.22	\$ 5,016.92	-1.30%	\$ 11,294.59	\$ 11,228.29	-0.59%
MGS-S Customer 5378	\$ 1,347.17	-2.30%	\$ 2,423.70	\$ 2,391.97	-1.31%	\$ 5,037.25	\$ 5,005.52	-0.63%
MGS-S Customer 5379	\$ 3,199.84	-3.23%	\$ 8,332.48	\$ 8,225.80	-1.28%	\$ 25,896.75	\$ 25,790.07	-0.41%
MGS-S Customer 5380	\$ 1,721.69	-2.63%	\$ 3,652.35	\$ 3,605.76	-1.28%	\$ 11,675.14	\$ 11,628.55	-0.40%
MGS-S Customer 5381	\$ 4,398.28	-3.40%	\$ 11,982.46	\$ 11,827.67	-1.29%	\$ 31,663.23	\$ 31,508.44	-0.49%
MGS-S Customer 5382	\$ 4,316.89	-3.40%	\$ 11,608.94	\$ 11,457.13	-1.31%	\$ 24,305.92	\$ 24,154.11	-0.62%
MGS-S Customer 5383	\$ 2,913.93	-3.15%	\$ 7,377.21	\$ 7,282.31	-1.29%	\$ 21,006.58	\$ 20,911.68	-0.45%
MGS-S Customer 5384	\$ 1,657.63	-2.60%	\$ 3,425.85	\$ 3,381.65	-1.29%	\$ 9,353.85	\$ 9,309.65	-0.47%
MGS-S Customer 5385	\$ 2,899.52	-3.15%	\$ 7,372.86	\$ 7,278.44	-1.28%	\$ 22,685.11	\$ 22,590.69	-0.42%
MGS-S Customer 5386	\$ 2,624.39	-3.08%	\$ 6,581.66	\$ 6,498.33	-1.27%	\$ 23,819.48	\$ 23,736.15	-0.35%
MGS-S Customer 5387	\$ 14,255.65	-3.77%	\$ 42,962.37	\$ 42,404.37	-1.30%	\$ 131,301.90	\$ 130,743.90	-0.42%
MGS-S Customer 5388	\$ 1,737.27	-2.94%	\$ 4,062.56	\$ 4,009.93	-1.30%	\$ 10,200.58	\$ 10,147.95	-0.52%
MGS-S Customer 5389	\$ 1,805.53	-2.70%	\$ 3,857.20	\$ 3,807.09	-1.30%	\$ 9,171.72	\$ 9,121.61	-0.55%
MGS-S Customer 5390	\$ 3,671.20	-3.31%	\$ 9,759.97	\$ 9,634.20	-1.29%	\$ 27,356.57	\$ 27,230.80	-0.46%
MGS-S Customer 5391	\$ 3,562.93	-3.28%	\$ 9,416.35	\$ 9,295.50	-1.28%	\$ 27,552.28	\$ 27,431.43	-0.44%
MGS-S Customer 5392	\$ 6,739.35	-3.58%	\$ 19,100.10	\$ 18,850.18	-1.31%	\$ 39,563.12	\$ 39,313.20	-0.63%
MGS-S Customer 5393	\$ 1,389.31	-2.71%	\$ 3,035.21	\$ 2,996.58	-1.27%	\$ 10,212.68	\$ 10,174.05	-0.38%
MGS-S Customer 5394	\$ 16,423.07	-3.77%	\$ 50,118.80	\$ 49,476.23	-1.28%	\$ 153,120.64	\$ 152,478.07	-0.42%
MGS-S Customer 5395	\$ 1,953.13	-3.05%	\$ 4,692.22	\$ 4,630.80	-1.31%	\$ 9,522.83	\$ 9,461.41	-0.64%
MGS-S Customer 5396	\$ 12,197.96	-3.72%	\$ 35,565.00	\$ 35,094.22	-1.32%	\$ 53,710.07	\$ 53,239.29	-0.88%
MGS-S Customer 5397	\$ 6,085.04	-3.54%	\$ 17,524.10	\$ 17,300.53	-1.28%	\$ 57,452.40	\$ 57,228.83	-0.39%

Internal Use

Customer	Distribution 8/25 Prices	Distribution % Difference	Delivery 1/25 Prices	Delivery 8/25 Prices	Delivery % Difference	Bundled 1/25 Prices	Bundled 8/25 Prices	Bundled % Difference
MGS-S Customer 5398	\$ 2,000.95	-2.81%	\$ 4,390.70	\$ 4,332.81	-1.32%	\$ 7,179.65	\$ 7,121.76	-0.81%
MGS-S Customer 5399	\$ 3,945.76	-3.35%	\$ 10,399.01	\$ 10,262.18	-1.32%	\$ 18,727.35	\$ 18,590.52	-0.73%
MGS-S Customer 5400	\$ 1,591.59	-2.85%	\$ 3,595.71	\$ 3,548.95	-1.30%	\$ 8,379.59	\$ 8,332.83	-0.56%
MGS-S Customer 5401	\$ 3,694.72	-3.31%	\$ 9,897.69	\$ 9,771.15	-1.28%	\$ 31,196.44	\$ 31,069.90	-0.41%
MGS-S Customer 5402	\$ 1,715.76	-2.93%	\$ 4,025.87	\$ 3,974.08	-1.29%	\$ 11,459.86	\$ 11,408.07	-0.45%
MGS-S Customer 5403	\$ 2,399.40	-3.01%	\$ 5,758.33	\$ 5,683.82	-1.29%	\$ 15,288.61	\$ 15,214.10	-0.49%
MGS-S Customer 5404	\$ 1,221.50	-2.13%	\$ 2,039.63	\$ 2,013.08	-1.30%	\$ 4,701.97	\$ 4,675.42	-0.56%
MGS-S Customer 5405	\$ 1,944.39	-2.79%	\$ 4,345.49	\$ 4,289.74	-1.28%	\$ 12,935.60	\$ 12,879.85	-0.43%
MGS-S Customer 5406	\$ 3,816.63	-3.33%	\$ 10,128.08	\$ 9,996.79	-1.30%	\$ 25,101.19	\$ 24,969.90	-0.52%
MGS-S Customer 5407	\$ 2,096.83	-2.86%	\$ 4,628.23	\$ 4,566.51	-1.33%	\$ 4,973.99	\$ 4,912.27	-1.24%
MGS-S Customer 5408	\$ 2,675.10	-3.09%	\$ 6,715.04	\$ 6,629.71	-1.27%	\$ 23,100.34	\$ 23,015.01	-0.37%
MGS-S Customer 5409	\$ 2,074.87	-2.86%	\$ 4,633.65	\$ 4,572.54	-1.32%	\$ 7,841.03	\$ 7,779.92	-0.78%
MGS-S Customer 5410	\$ 1,810.10	-2.98%	\$ 4,261.54	\$ 4,205.99	-1.30%	\$ 9,417.12	\$ 9,361.57	-0.59%
MGS-S Customer 5411	\$ 1,924.85	-2.78%	\$ 4,252.49	\$ 4,197.54	-1.29%	\$ 11,204.29	\$ 11,149.34	-0.49%
MGS-S Customer 5412	\$ 1,498.32	-2.46%	\$ 2,961.79	\$ 2,924.06	-1.27%	\$ 9,818.87	\$ 9,781.14	-0.38%
MGS-S Customer 5413	\$ 2,576.49	-3.06%	\$ 6,395.04	\$ 6,313.73	-1.27%	\$ 21,763.50	\$ 21,682.19	-0.37%
MGS-S Customer 5414	\$ 5,637.25	-3.51%	\$ 16,281.36	\$ 16,076.24	-1.26%	\$ 62,517.01	\$ 62,311.89	-0.33%
MGS-S Customer 5415	\$ 6,925.48	-3.93%	\$ 17,927.07	\$ 17,643.39	-1.58%	\$ 30,980.55	\$ 30,696.87	-0.92%
MGS-S Customer 5416	\$ 1,638.71	-2.59%	\$ 3,399.79	\$ 3,356.20	-1.28%	\$ 10,461.28	\$ 10,417.69	-0.42%
MGS-S Customer 5417	\$ 3,080.06	-3.20%	\$ 8,009.41	\$ 7,907.73	-1.27%	\$ 27,854.72	\$ 27,753.04	-0.37%
MGS-S Customer 5418	\$ 3,368.57	-3.25%	\$ 8,836.45	\$ 8,723.13	-1.28%	\$ 26,538.18	\$ 26,424.86	-0.43%
MGS-S Customer 5419	\$ 1,776.92	-2.68%	\$ 3,814.65	\$ 3,765.71	-1.28%	\$ 11,310.35	\$ 11,261.41	-0.43%
MGS-S Customer 5420	\$ 3,098.66	-3.20%	\$ 8,061.07	\$ 7,958.64	-1.27%	\$ 27,692.82	\$ 27,590.39	-0.37%
MGS-S Customer 5421	\$ 24,449.36	-3.80%	\$ 73,986.50	\$ 73,019.53	-1.31%	\$ 157,673.21	\$ 156,706.24	-0.61%
MGS-S Customer 5422	\$ 8,754.52	-3.64%	\$ 26,324.01	\$ 25,993.04	-1.26%	\$ 103,292.02	\$ 102,961.05	-0.32%
MGS-S Customer 5423	\$ 1,341.58	-2.65%	\$ 2,817.28	\$ 2,780.73	-1.30%	\$ 6,741.89	\$ 6,705.34	-0.54%
MGS-S Customer 5424	\$ 1,482.42	-2.43%	\$ 2,796.72	\$ 2,759.74	-1.32%	\$ 4,186.17	\$ 4,149.19	-0.88%
MGS-S Customer 5425	\$ 1,687.95	-2.91%	\$ 3,961.80	\$ 3,911.17	-1.28%	\$ 12,472.73	\$ 12,422.10	-0.41%
MGS-S Customer 5426	\$ 3,650.97	-3.44%	\$ 10,228.18	\$ 10,098.11	-1.27%	\$ 34,804.92	\$ 34,674.85	-0.37%
MGS-S Customer 5427	\$ 4,009.74	-3.36%	\$ 10,656.77	\$ 10,517.45	-1.31%	\$ 22,358.40	\$ 22,219.08	-0.62%
MGS-S Customer 5428	\$ 3,177.86	-3.22%	\$ 8,143.32	\$ 8,037.54	-1.30%	\$ 19,702.23	\$ 19,596.45	-0.54%
MGS-S Customer 5429	\$ 1,659.42	-2.89%	\$ 3,762.20	\$ 3,712.78	-1.31%	\$ 6,870.17	\$ 6,820.75	-0.72%
MGS-S Customer 5430	\$ 2,313.27	-2.97%	\$ 5,603.64	\$ 5,532.92	-1.26%	\$ 21,057.00	\$ 20,986.28	-0.34%
MGS-S Customer 5431	\$ 2,289.02	-3.16%	\$ 5,715.39	\$ 5,640.59	-1.31%	\$ 11,428.57	\$ 11,353.77	-0.65%
MGS-S Customer 5432	\$ 2,386.67	-3.00%	\$ 5,715.31	\$ 5,641.47	-1.29%	\$ 15,409.33	\$ 15,335.49	-0.48%
MGS-S Customer 5433	\$ 2,274.29	-2.95%	\$ 5,321.62	\$ 5,252.51	-1.30%	\$ 12,813.09	\$ 12,743.98	-0.54%
MGS-S Customer 5434	\$ 5,636.77	-3.51%	\$ 16,234.70	\$ 16,029.87	-1.26%	\$ 60,907.22	\$ 60,702.39	-0.34%
MGS-S Customer 5435	\$ 2,394.73	-3.00%	\$ 5,829.81	\$ 5,755.83	-1.27%	\$ 20,401.63	\$ 20,327.65	-0.36%
MGS-S Customer 5436	\$ 3,751.66	-3.71%	\$ 8,910.94	\$ 8,766.48	-1.62%	\$ 16,623.74	\$ 16,479.28	-0.87%
MGS-S Customer 5437	\$ 2,168.93	-2.90%	\$ 4,958.04	\$ 4,893.23	-1.31%	\$ 10,373.11	\$ 10,308.30	-0.62%

Internal Use

Customer	Distribution 8/25 Prices	Distribution % Difference	Delivery 1/25 Prices	Delivery 8/25 Prices	Delivery % Difference	Bundled 1/25 Prices	Bundled 8/25 Prices	Bundled % Difference
MGS-S Customer 5438	\$ 2,267.86	-2.94%	\$ 5,252.41	\$ 5,183.71	-1.31%	\$ 10,691.36	\$ 10,622.66	-0.64%
MGS-S Customer 5439	\$ 1,805.29	-2.98%	\$ 4,311.69	\$ 4,256.24	-1.29%	\$ 12,403.39	\$ 12,347.94	-0.45%
MGS-S Customer 5440	\$ 2,403.13	-3.00%	\$ 5,803.86	\$ 5,729.42	-1.28%	\$ 17,568.45	\$ 17,494.01	-0.42%
MGS-S Customer 5441	\$ 7,576.24	-3.81%	\$ 20,761.88	\$ 20,461.69	-1.45%	\$ 46,014.15	\$ 45,713.96	-0.65%
MGS-S Customer 5442	\$ 3,432.71	-3.41%	\$ 9,527.07	\$ 9,405.78	-1.27%	\$ 31,969.83	\$ 31,848.54	-0.38%
MGS-S Customer 5443	\$ 1,466.02	-2.42%	\$ 2,798.51	\$ 2,762.12	-1.30%	\$ 6,522.13	\$ 6,485.74	-0.56%
MGS-S Customer 5444	\$ 2,900.37	-3.16%	\$ 7,477.60	\$ 7,383.11	-1.26%	\$ 27,702.27	\$ 27,607.78	-0.34%
MGS-S Customer 5445	\$ 1,912.47	-3.03%	\$ 4,623.70	\$ 4,563.87	-1.29%	\$ 12,009.02	\$ 11,949.19	-0.50%
MGS-S Customer 5446	\$ 3,690.01	-3.31%	\$ 9,975.84	\$ 9,849.42	-1.27%	\$ 35,620.03	\$ 35,493.61	-0.35%
MGS-S Customer 5447	\$ 919.19	-2.09%	\$ 1,514.43	\$ 1,494.77	-1.30%	\$ 3,731.60	\$ 3,711.94	-0.53%
MGS-S Customer 5448	\$ 2,368.59	-2.99%	\$ 5,771.46	\$ 5,698.50	-1.26%	\$ 21,268.13	\$ 21,195.17	-0.34%
MGS-S Customer 5449	\$ 2,057.62	-3.09%	\$ 5,292.66	\$ 5,226.97	-1.24%	\$ 23,990.99	\$ 23,925.30	-0.27%
MGS-S Customer 5450	\$ 1,833.55	-2.99%	\$ 4,409.85	\$ 4,353.24	-1.28%	\$ 13,084.06	\$ 13,027.45	-0.43%
MGS-S Customer 5451	\$ 2,668.81	-3.09%	\$ 6,655.23	\$ 6,570.10	-1.28%	\$ 20,886.31	\$ 20,801.18	-0.41%
MGS-S Customer 5452	\$ 3,115.56	-3.20%	\$ 8,003.52	\$ 7,900.49	-1.29%	\$ 22,512.49	\$ 22,409.46	-0.46%
MGS-S Customer 5453	\$ 2,604.07	-3.26%	\$ 6,761.69	\$ 6,674.01	-1.30%	\$ 16,707.89	\$ 16,620.21	-0.52%
MGS-S Customer 5454	\$ 2,103.21	-2.87%	\$ 4,916.91	\$ 4,854.73	-1.26%	\$ 17,967.53	\$ 17,905.35	-0.35%
MGS-S Customer 5455	\$ 1,777.33	-2.97%	\$ 4,186.65	\$ 4,132.33	-1.30%	\$ 10,270.73	\$ 10,216.41	-0.53%
MGS-S Customer 5456	\$ 3,263.30	-3.24%	\$ 8,589.85	\$ 8,480.70	-1.27%	\$ 29,600.31	\$ 29,491.16	-0.37%
MGS-S Customer 5457	\$ 2,449.91	-3.22%	\$ 6,333.88	\$ 6,252.39	-1.29%	\$ 18,069.44	\$ 17,987.95	-0.45%
MGS-S Customer 5458	\$ 1,842.58	-3.00%	\$ 4,411.74	\$ 4,354.78	-1.29%	\$ 11,880.58	\$ 11,823.62	-0.48%
MGS-S Customer 5459	\$ 2,181.05	-2.91%	\$ 4,945.77	\$ 4,880.39	-1.32%	\$ 7,738.49	\$ 7,673.11	-0.84%
MGS-S Customer 5460	\$ 12,335.55	-3.71%	\$ 37,691.67	\$ 37,215.77	-1.26%	\$ 140,789.49	\$ 140,313.59	-0.34%
MGS-S Customer 5461	\$ 1,644.38	-2.87%	\$ 3,726.46	\$ 3,677.81	-1.31%	\$ 7,685.24	\$ 7,636.59	-0.63%
MGS-S Customer 5462	\$ 8,160.88	-3.62%	\$ 24,232.68	\$ 23,925.79	-1.27%	\$ 86,867.45	\$ 86,560.56	-0.35%
MGS-S Customer 5463	\$ 2,297.29	-3.18%	\$ 5,838.02	\$ 5,762.66	-1.29%	\$ 15,771.19	\$ 15,695.83	-0.48%
MGS-S Customer 5464	\$ 1,701.88	-2.92%	\$ 4,197.23	\$ 4,146.03	-1.22%	\$ 22,159.48	\$ 22,108.28	-0.23%
MGS-S Customer 5465	\$ 2,065.68	-2.85%	\$ 4,692.99	\$ 4,632.37	-1.29%	\$ 12,439.50	\$ 12,378.88	-0.49%
MGS-S Customer 5466	\$ 2,255.97	-3.14%	\$ 5,681.62	\$ 5,608.55	-1.29%	\$ 15,619.82	\$ 15,546.75	-0.47%
MGS-S Customer 5467	\$ 653.27	-1.34%	\$ 723.17	\$ 714.32	-1.22%	\$ 3,716.19	\$ 3,707.34	-0.24%
MGS-S Customer 5468	\$ 3,687.66	-3.30%	\$ 9,513.69	\$ 9,387.71	-1.32%	\$ 13,695.74	\$ 13,569.76	-0.92%
MGS-S Customer 5469	\$ 1,545.64	-2.50%	\$ 3,080.43	\$ 3,040.73	-1.29%	\$ 8,601.31	\$ 8,561.61	-0.46%
MGS-S Customer 5470	\$ 2,108.85	-2.87%	\$ 4,797.91	\$ 4,735.50	-1.30%	\$ 11,192.22	\$ 11,129.81	-0.56%
MGS-S Customer 5471	\$ 2,621.73	-3.26%	\$ 7,033.82	\$ 6,945.35	-1.26%	\$ 27,526.78	\$ 27,438.31	-0.32%
MGS-S Customer 5472	\$ 2,314.95	-3.17%	\$ 5,911.32	\$ 5,835.44	-1.28%	\$ 17,319.40	\$ 17,243.52	-0.44%
MGS-S Customer 5473	\$ 1,450.73	-2.76%	\$ 3,218.99	\$ 3,177.77	-1.28%	\$ 10,036.99	\$ 9,995.77	-0.41%
MGS-S Customer 5474	\$ 4,385.20	-3.40%	\$ 12,418.56	\$ 12,264.02	-1.24%	\$ 54,740.79	\$ 54,586.25	-0.28%
MGS-S Customer 5475	\$ 2,175.60	-3.14%	\$ 5,459.56	\$ 5,388.97	-1.29%	\$ 14,536.67	\$ 14,466.08	-0.49%
MGS-S Customer 5476	\$ 3,705.24	-3.31%	\$ 10,049.81	\$ 9,922.84	-1.26%	\$ 37,228.79	\$ 37,101.82	-0.34%
MGS-S Customer 5477	\$ 2,426.25	-3.01%	\$ 5,727.35	\$ 5,652.14	-1.31%	\$ 10,722.84	\$ 10,647.63	-0.70%

Customer	Distribution 8/25 Prices	Distribution % Difference	Delivery 1/25 Prices	Delivery 8/25 Prices	Delivery % Difference	Bundled 1/25 Prices	Bundled 8/25 Prices	Bundled % Difference
MGS-S Customer 5478	\$ 1,768.94	-2.96%	\$ 4,113.85	\$ 4,059.97	-1.31%	\$ 8,143.24	\$ 8,089.36	-0.66%
MGS-S Customer 5479	\$ 6,015.61	-3.62%	\$ 17,889.86	\$ 17,664.13	-1.26%	\$ 67,452.87	\$ 67,227.14	-0.33%
MGS-S Customer 5480	\$ 3,163.20	-3.21%	\$ 7,927.69	\$ 7,822.80	-1.32%	\$ 11,840.08	\$ 11,735.19	-0.89%
MGS-S Customer 5481	\$ 1,974.89	-2.80%	\$ 4,391.39	\$ 4,334.47	-1.30%	\$ 10,877.00	\$ 10,820.08	-0.52%
MGS-S Customer 5482	\$ 1,238.20	-2.57%	\$ 2,510.86	\$ 2,478.21	-1.30%	\$ 6,059.66	\$ 6,027.01	-0.54%
MGS-S Customer 5483	\$ 1,983.71	-2.81%	\$ 4,388.89	\$ 4,331.45	-1.31%	\$ 9,041.71	\$ 8,984.27	-0.64%
MGS-S Customer 5484	\$ 1,335.99	-2.66%	\$ 2,824.41	\$ 2,787.94	-1.29%	\$ 7,573.55	\$ 7,537.08	-0.48%
MGS-S Customer 5485	\$ 1,453.23	-2.75%	\$ 3,187.97	\$ 3,146.81	-1.29%	\$ 8,502.26	\$ 8,461.10	-0.48%
MGS-S Customer 5486	\$ 2,372.75	-3.20%	\$ 6,092.78	\$ 6,014.35	-1.29%	\$ 17,303.42	\$ 17,224.99	-0.45%
MGS-S Customer 5487	\$ 2,973.37	-3.17%	\$ 7,420.95	\$ 7,323.60	-1.31%	\$ 14,304.19	\$ 14,206.84	-0.68%
MGS-S Customer 5488	\$ 2,525.35	-3.05%	\$ 6,072.94	\$ 5,993.60	-1.31%	\$ 13,012.06	\$ 12,932.72	-0.61%
MGS-S Customer 5489	\$ 2,044.95	-2.84%	\$ 4,622.64	\$ 4,562.91	-1.29%	\$ 12,121.54	\$ 12,061.81	-0.49%
MGS-S Customer 5490	\$ 2,474.23	-3.23%	\$ 6,440.60	\$ 6,358.13	-1.28%	\$ 19,809.45	\$ 19,726.98	-0.42%
MGS-S Customer 5491	\$ 2,228.47	-2.93%	\$ 5,165.45	\$ 5,098.29	-1.30%	\$ 12,043.67	\$ 11,976.51	-0.56%
MGS-S Customer 5492	\$ 6,063.97	-3.84%	\$ 16,294.53	\$ 16,052.49	-1.49%	\$ 57,008.96	\$ 56,766.92	-0.42%
MGS-S Customer 5493	\$ 3,272.34	-3.24%	\$ 8,424.31	\$ 8,314.86	-1.30%	\$ 20,120.34	\$ 20,010.89	-0.54%
MGS-S Customer 5494	\$ 4,238.92	-3.39%	\$ 11,486.65	\$ 11,338.13	-1.29%	\$ 30,088.77	\$ 29,940.25	-0.49%
MGS-S Customer 5495	\$ 2,282.02	-2.94%	\$ 5,302.95	\$ 5,233.74	-1.31%	\$ 11,273.34	\$ 11,204.13	-0.61%
MGS-S Customer 5496	\$ 10,353.37	-3.69%	\$ 31,297.33	\$ 30,901.17	-1.27%	\$ 113,722.57	\$ 113,326.41	-0.35%
MGS-S Customer 5497	\$ 2,357.85	-2.98%	\$ 5,660.11	\$ 5,587.66	-1.28%	\$ 17,461.26	\$ 17,388.81	-0.41%
MGS-S Customer 5498	\$ 3,653.81	-3.30%	\$ 10,041.23	\$ 9,916.35	-1.24%	\$ 44,462.02	\$ 44,337.14	-0.28%
MGS-S Customer 5499	\$ 2,433.62	-3.21%	\$ 6,387.26	\$ 6,306.42	-1.27%	\$ 23,145.17	\$ 23,064.33	-0.35%
MGS-S Customer 5500	\$ 2,153.18	-3.13%	\$ 5,456.55	\$ 5,387.04	-1.27%	\$ 18,117.99	\$ 18,048.48	-0.38%
MGS-S Customer 5501	\$ 1,904.65	-2.77%	\$ 4,218.20	\$ 4,164.00	-1.28%	\$ 12,349.43	\$ 12,295.23	-0.44%
MGS-S Customer 5502	\$ 17,639.17	-3.77%	\$ 54,224.10	\$ 53,533.25	-1.27%	\$ 180,398.61	\$ 179,707.76	-0.38%
MGS-S Customer 5503	\$ 10,170.46	-3.68%	\$ 31,240.17	\$ 30,851.39	-1.24%	\$ 137,944.15	\$ 137,555.37	-0.28%
MGS-S Customer 5504	\$ 8,379.87	-3.83%	\$ 23,719.60	\$ 23,385.56	-1.41%	\$ 81,733.55	\$ 81,399.51	-0.41%
MGS-S Customer 5505	\$ 4,273.62	-3.39%	\$ 11,662.56	\$ 11,512.48	-1.29%	\$ 33,354.37	\$ 33,204.29	-0.45%
MGS-S Customer 5506	\$ 1,571.15	-2.84%	\$ 3,617.95	\$ 3,572.00	-1.27%	\$ 12,487.55	\$ 12,441.60	-0.37%
MGS-S Customer 5507	\$ 2,650.20	-3.08%	\$ 6,559.91	\$ 6,475.68	-1.28%	\$ 19,266.03	\$ 19,181.80	-0.44%
MGS-S Customer 5508	\$ 2,123.68	-2.88%	\$ 4,833.03	\$ 4,770.11	-1.30%	\$ 10,964.88	\$ 10,901.96	-0.57%
MGS-S Customer 5509	\$ 2,469.41	-3.22%	\$ 6,386.75	\$ 6,304.64	-1.29%	\$ 18,238.18	\$ 18,156.07	-0.45%
MGS-S Customer 5510	\$ 3,164.21	-3.21%	\$ 8,297.49	\$ 8,192.50	-1.27%	\$ 30,039.92	\$ 29,934.93	-0.35%
MGS-S Customer 5511	\$ 3,226.09	-3.23%	\$ 8,289.29	\$ 8,181.62	-1.30%	\$ 20,012.74	\$ 19,905.07	-0.54%
MGS-S Customer 5512	\$ 2,531.13	-3.24%	\$ 6,583.63	\$ 6,498.83	-1.29%	\$ 18,455.40	\$ 18,370.60	-0.46%
MGS-S Customer 5513	\$ 6,249.85	-3.55%	\$ 17,859.77	\$ 17,629.49	-1.29%	\$ 49,698.20	\$ 49,467.92	-0.46%
MGS-S Customer 5514	\$ 2,148.91	-2.89%	\$ 4,970.61	\$ 4,906.58	-1.29%	\$ 13,884.55	\$ 13,820.52	-0.46%
MGS-S Customer 5515	\$ 18,005.64	-4.00%	\$ 54,677.38	\$ 53,927.76	-1.37%	\$ 277,834.32	\$ 277,084.70	-0.27%
MGS-S Customer 5516	\$ 5,694.45	-3.52%	\$ 16,065.00	\$ 15,856.97	-1.29%	\$ 41,760.61	\$ 41,552.58	-0.50%
MGS-S Customer 5517	\$ 1,714.11	-2.64%	\$ 3,597.34	\$ 3,550.88	-1.29%	\$ 9,619.49	\$ 9,573.03	-0.48%

Internal Use

Customer	Distribution 8/25 Prices	Distribution % Difference	Delivery 1/25 Prices	Delivery 8/25 Prices	Delivery % Difference	Bundled 1/25 Prices	Bundled 8/25 Prices	Bundled % Difference
MGS-S Customer 5518	\$ 2,404.96	-3.21%	\$ 6,314.64	\$ 6,234.93	-1.26%	\$ 23,669.12	\$ 23,589.41	-0.34%
MGS-S Customer 5519	\$ 1,749.03	-2.95%	\$ 4,025.40	\$ 3,972.24	-1.32%	\$ 6,451.90	\$ 6,398.74	-0.82%
MGS-S Customer 5520	\$ 1,970.04	-2.80%	\$ 4,364.19	\$ 4,307.38	-1.30%	\$ 10,032.35	\$ 9,975.54	-0.57%
MGS-S Customer 5521	\$ 1,108.73	-1.95%	\$ 1,828.44	\$ 1,806.41	-1.20%	\$ 10,758.15	\$ 10,736.12	-0.20%
MGS-S Customer 5522	\$ 3,634.54	-3.44%	\$ 10,219.54	\$ 10,090.05	-1.27%	\$ 36,609.88	\$ 36,480.39	-0.35%
MGS-S Customer 5523	\$ 6,483.13	-3.56%	\$ 18,414.88	\$ 18,175.46	-1.30%	\$ 43,607.73	\$ 43,368.31	-0.55%
MGS-S Customer 5524	\$ 1,677.00	-2.91%	\$ 3,835.57	\$ 3,785.32	-1.31%	\$ 7,638.26	\$ 7,588.01	-0.66%
MGS-S Customer 5525	\$ 1,731.77	-2.65%	\$ 3,706.83	\$ 3,659.67	-1.27%	\$ 12,489.14	\$ 12,441.98	-0.38%
MGS-S Customer 5526	\$ 2,070.32	-2.85%	\$ 4,678.03	\$ 4,617.28	-1.30%	\$ 11,154.95	\$ 11,094.20	-0.54%
MGS-S Customer 5527	\$ 1,664.87	-2.91%	\$ 3,882.24	\$ 3,832.40	-1.28%	\$ 11,587.15	\$ 11,537.31	-0.43%
MGS-S Customer 5528	\$ 10,381.26	-4.71%	\$ 23,006.45	\$ 22,493.81	-2.23%	\$ 36,727.23	\$ 36,214.59	-1.40%
MGS-S Customer 5529	\$ 18,991.89	-3.79%	\$ 59,662.11	\$ 58,913.49	-1.25%	\$ 261,360.33	\$ 260,611.71	-0.29%
MGS-S Customer 5530	\$ 4,904.88	-3.45%	\$ 13,819.11	\$ 13,643.59	-1.27%	\$ 47,878.82	\$ 47,703.30	-0.37%
MGS-S Customer 5531	\$ 7,207.49	-3.59%	\$ 21,179.47	\$ 20,910.86	-1.27%	\$ 74,791.98	\$ 74,523.37	-0.36%
MGS-S Customer 5532	\$ 2,439.31	-3.01%	\$ 5,924.27	\$ 5,848.44	-1.28%	\$ 18,397.29	\$ 18,321.46	-0.41%
MGS-S Customer 5533	\$ 3,227.06	-3.23%	\$ 8,230.81	\$ 8,123.15	-1.31%	\$ 17,060.76	\$ 16,953.10	-0.63%
MGS-S Customer 5534	\$ 2,228.83	-2.93%	\$ 5,373.75	\$ 5,306.39	-1.25%	\$ 21,950.21	\$ 21,882.85	-0.31%
MGS-S Customer 5535	\$ 2,053.43	-3.09%	\$ 5,102.67	\$ 5,037.12	-1.28%	\$ 15,038.24	\$ 14,972.69	-0.44%
MGS-S Customer 5536	\$ 6,289.46	-3.55%	\$ 18,038.51	\$ 17,807.10	-1.28%	\$ 53,935.58	\$ 53,704.17	-0.43%
MGS-S Customer 5537	\$ 11,969.11	-3.85%	\$ 34,771.38	\$ 34,291.49	-1.38%	\$ 100,217.04	\$ 99,737.15	-0.48%
MGS-S Customer 5538	\$ 2,754.72	-3.12%	\$ 6,839.11	\$ 6,750.54	-1.30%	\$ 17,433.64	\$ 17,345.07	-0.51%
MGS-S Customer 5539	\$ 4,340.12	-3.40%	\$ 11,785.69	\$ 11,632.93	-1.30%	\$ 29,679.38	\$ 29,526.62	-0.51%
MGS-S Customer 5540	\$ 5,227.56	-3.48%	\$ 14,741.24	\$ 14,552.70	-1.28%	\$ 46,223.17	\$ 46,034.63	-0.41%
MGS-S Customer 5541	\$ 3,048.76	-3.19%	\$ 7,798.93	\$ 7,698.43	-1.29%	\$ 21,766.52	\$ 21,666.02	-0.46%
MGS-S Customer 5542	\$ 2,269.16	-2.95%	\$ 5,338.33	\$ 5,269.46	-1.29%	\$ 14,487.54	\$ 14,418.67	-0.48%
MGS-S Customer 5543	\$ 9,672.02	-3.68%	\$ 28,823.88	\$ 28,454.72	-1.28%	\$ 89,676.14	\$ 89,306.98	-0.41%
MGS-S Customer 5544	\$ 5,082.02	-3.47%	\$ 14,195.83	\$ 14,013.11	-1.29%	\$ 40,357.64	\$ 40,174.92	-0.45%
MGS-S Customer 5545	\$ 1,791.87	-2.99%	\$ 4,123.29	\$ 4,068.11	-1.34%	\$ 4,291.94	\$ 4,236.76	-1.29%
MGS-S Customer 5546	\$ 3,172.53	-3.22%	\$ 8,313.96	\$ 8,208.50	-1.27%	\$ 29,301.91	\$ 29,196.45	-0.36%
MGS-S Customer 5547	\$ 2,837.20	-3.31%	\$ 7,542.93	\$ 7,445.73	-1.29%	\$ 21,003.76	\$ 20,906.56	-0.46%
MGS-S Customer 5548	\$ 5,449.26	-3.50%	\$ 15,534.04	\$ 15,336.37	-1.27%	\$ 52,610.31	\$ 52,412.64	-0.38%
MGS-S Customer 5549	\$ 1,847.87	-3.00%	\$ 4,344.05	\$ 4,286.83	-1.32%	\$ 7,581.25	\$ 7,524.03	-0.75%
MGS-S Customer 5550	\$ 5,007.19	-3.46%	\$ 14,031.37	\$ 13,851.85	-1.28%	\$ 43,635.60	\$ 43,456.08	-0.41%
MGS-S Customer 5551	\$ 2,510.64	-3.04%	\$ 6,050.89	\$ 5,972.28	-1.30%	\$ 14,397.62	\$ 14,319.01	-0.55%
MGS-S Customer 5552	\$ 1,763.18	-2.96%	\$ 4,181.97	\$ 4,128.17	-1.29%	\$ 12,028.34	\$ 11,974.54	-0.45%
MGS-S Customer 5553	\$ 4,346.40	-3.40%	\$ 12,243.27	\$ 12,090.25	-1.25%	\$ 51,615.33	\$ 51,462.31	-0.30%
MGS-S Customer 5554	\$ 2,991.66	-3.17%	\$ 7,721.61	\$ 7,623.54	-1.27%	\$ 26,669.38	\$ 26,571.31	-0.37%
MGS-S Customer 5555	\$ 2,013.64	-2.82%	\$ 4,593.93	\$ 4,535.42	-1.27%	\$ 15,193.03	\$ 15,134.52	-0.39%
MGS-S Customer 5556	\$ 2,592.14	-3.26%	\$ 6,767.65	\$ 6,680.34	-1.29%	\$ 18,507.78	\$ 18,420.47	-0.47%
MGS-S Customer 5557	\$ 1,988.84	-2.81%	\$ 4,455.70	\$ 4,398.23	-1.29%	\$ 12,070.35	\$ 12,012.88	-0.48%

Customer	Distribution 8/25 Prices	Distribution % Difference	Delivery 1/25 Prices	Delivery 8/25 Prices	Delivery % Difference	Bundled 1/25 Prices	Bundled 8/25 Prices	Bundled % Difference
MGS-S Customer 5558	\$ 2,243.18	-3.16%	\$ 5,659.82	\$ 5,586.53	-1.29%	\$ 14,605.29	\$ 14,532.00	-0.50%
MGS-S Customer 5559	\$ 2,287.67	-3.18%	\$ 5,773.21	\$ 5,698.17	-1.30%	\$ 13,789.03	\$ 13,713.99	-0.54%
MGS-S Customer 5560	\$ 5,682.38	-3.51%	\$ 16,387.83	\$ 16,180.87	-1.26%	\$ 61,096.92	\$ 60,889.96	-0.34%
MGS-S Customer 5561	\$ 17,418.22	-3.95%	\$ 51,572.77	\$ 50,857.35	-1.39%	\$ 184,520.83	\$ 183,805.41	-0.39%
MGS-S Customer 5562	\$ 3,598.68	-3.42%	\$ 9,876.42	\$ 9,749.14	-1.29%	\$ 26,604.62	\$ 26,477.34	-0.48%
MGS-S Customer 5563	\$ 2,366.57	-3.20%	\$ 6,216.66	\$ 6,138.53	-1.26%	\$ 24,544.55	\$ 24,466.42	-0.32%
MGS-S Customer 5564	\$ 1,890.83	-3.01%	\$ 4,502.81	\$ 4,444.17	-1.30%	\$ 9,939.13	\$ 9,880.49	-0.59%
MGS-S Customer 5565	\$ 2,426.00	-3.01%	\$ 5,928.02	\$ 5,852.76	-1.27%	\$ 20,638.32	\$ 20,563.06	-0.36%
MGS-S Customer 5566	\$ 1,957.37	-3.05%	\$ 4,850.68	\$ 4,789.10	-1.27%	\$ 16,859.79	\$ 16,798.21	-0.37%
MGS-S Customer 5567	\$ 4,311.34	-3.51%	\$ 12,077.14	\$ 11,920.29	-1.30%	\$ 29,230.40	\$ 29,073.55	-0.54%
MGS-S Customer 5568	\$ 2,312.62	-2.96%	\$ 5,479.85	\$ 5,409.21	-1.29%	\$ 15,123.25	\$ 15,052.61	-0.47%
MGS-S Customer 5569	\$ 3,193.95	-3.23%	\$ 8,350.35	\$ 8,243.77	-1.28%	\$ 27,316.40	\$ 27,209.82	-0.39%
MGS-S Customer 5570	\$ 2,962.80	-3.17%	\$ 7,375.86	\$ 7,278.83	-1.32%	\$ 13,344.88	\$ 13,247.85	-0.73%
MGS-S Customer 5571	\$ 3,574.87	-3.28%	\$ 9,385.64	\$ 9,264.28	-1.29%	\$ 24,184.16	\$ 24,062.80	-0.50%
MGS-S Customer 5572	\$ 1,801.27	-2.97%	\$ 4,290.00	\$ 4,234.93	-1.28%	\$ 12,437.80	\$ 12,382.73	-0.44%
MGS-S Customer 5573	\$ 3,568.75	-3.30%	\$ 9,649.05	\$ 9,527.45	-1.26%	\$ 37,072.33	\$ 36,950.73	-0.33%
MGS-S Customer 5574	\$ 2,432.42	-3.01%	\$ 5,912.03	\$ 5,836.57	-1.28%	\$ 19,039.33	\$ 18,963.87	-0.40%
MGS-S Customer 5575	\$ 1,883.47	-3.03%	\$ 4,524.74	\$ 4,465.97	-1.30%	\$ 11,092.62	\$ 11,033.85	-0.53%
MGS-S Customer 5576	\$ 1,892.73	-3.02%	\$ 4,585.27	\$ 4,526.30	-1.29%	\$ 13,151.50	\$ 13,092.53	-0.45%
MGS-S Customer 5577	\$ 1,592.41	-2.54%	\$ 3,118.37	\$ 3,076.80	-1.33%	\$ 4,105.61	\$ 4,064.04	-1.01%
MGS-S Customer 5578	\$ 5,773.03	-3.52%	\$ 16,520.23	\$ 16,309.70	-1.27%	\$ 54,538.04	\$ 54,327.51	-0.39%
MGS-S Customer 5579	\$ 1,686.89	-2.91%	\$ 3,984.30	\$ 3,933.68	-1.27%	\$ 13,680.94	\$ 13,630.32	-0.37%
MGS-S Customer 5580	\$ 3,555.61	-3.29%	\$ 9,379.29	\$ 9,258.33	-1.29%	\$ 25,769.27	\$ 25,648.31	-0.47%
MGS-S Customer 5581	\$ 3,881.89	-3.45%	\$ 9,928.51	\$ 9,789.63	-1.40%	\$ 18,333.75	\$ 18,194.87	-0.76%
MGS-S Customer 5582	\$ 1,663.68	-2.90%	\$ 3,900.91	\$ 3,851.19	-1.27%	\$ 12,857.92	\$ 12,808.20	-0.39%
MGS-S Customer 5583	\$ 2,670.10	-3.09%	\$ 6,590.51	\$ 6,505.46	-1.29%	\$ 17,802.06	\$ 17,717.01	-0.48%
MGS-S Customer 5584	\$ 2,274.44	-2.95%	\$ 5,462.43	\$ 5,393.31	-1.27%	\$ 19,823.09	\$ 19,753.97	-0.35%
MGS-S Customer 5585	\$ 1,387.81	-2.33%	\$ 2,584.18	\$ 2,551.02	-1.28%	\$ 7,538.65	\$ 7,505.49	-0.44%
MGS-S Customer 5586	\$ 3,216.17	-3.22%	\$ 8,337.72	\$ 8,230.65	-1.28%	\$ 24,415.07	\$ 24,308.00	-0.44%
MGS-S Customer 5587	\$ 15,088.73	-3.75%	\$ 45,664.09	\$ 45,075.82	-1.29%	\$ 128,905.17	\$ 128,316.90	-0.46%
MGS-S Customer 5588	\$ 850.47	-1.34%	\$ 1,007.40	\$ 995.89	-1.14%	\$ 8,135.51	\$ 8,124.00	-0.14%
MGS-S Customer 5589	\$ 1,748.10	-2.95%	\$ 4,199.40	\$ 4,146.21	-1.27%	\$ 15,138.66	\$ 15,085.47	-0.35%
MGS-S Customer 5590	\$ 2,732.43	-3.11%	\$ 6,792.49	\$ 6,704.84	-1.29%	\$ 18,451.04	\$ 18,363.39	-0.48%
MGS-S Customer 5591	\$ 13,274.58	-3.73%	\$ 39,072.90	\$ 38,558.73	-1.32%	\$ 69,937.80	\$ 69,423.63	-0.74%
MGS-S Customer 5592	\$ 2,680.59	-3.09%	\$ 6,621.65	\$ 6,536.17	-1.29%	\$ 17,789.32	\$ 17,703.84	-0.48%
MGS-S Customer 5593	\$ 2,139.89	-2.89%	\$ 4,883.39	\$ 4,819.73	-1.30%	\$ 10,881.20	\$ 10,817.54	-0.59%
MGS-S Customer 5594	\$ 7,499.21	-3.68%	\$ 21,507.12	\$ 21,220.22	-1.33%	\$ 65,320.38	\$ 65,033.48	-0.44%
MGS-S Customer 5595	\$ 2,265.55	-2.95%	\$ 5,420.07	\$ 5,351.32	-1.27%	\$ 19,067.27	\$ 18,998.52	-0.36%
MGS-S Customer 5596	\$ 7,468.39	-3.61%	\$ 21,803.52	\$ 21,523.78	-1.28%	\$ 65,891.65	\$ 65,611.91	-0.42%
MGS-S Customer 5597	\$ 3,316.32	-3.25%	\$ 8,875.03	\$ 8,763.72	-1.25%	\$ 35,970.03	\$ 35,858.72	-0.31%

Internal Use

Customer	Distribution 8/25 Prices	Distribution % Difference	Delivery 1/25 Prices	Delivery 8/25 Prices	Delivery % Difference	Bundled 1/25 Prices	Bundled 8/25 Prices	Bundled % Difference
MGS-S Customer 5598	\$ 1,440.39	-2.75%	\$ 3,183.81	\$ 3,143.13	-1.28%	\$ 10,098.02	\$ 10,057.34	-0.40%
MGS-S Customer 5599	\$ 4,949.60	-3.46%	\$ 13,987.46	\$ 13,810.10	-1.27%	\$ 49,568.59	\$ 49,391.23	-0.36%
MGS-S Customer 5600	\$ 6,134.38	-3.54%	\$ 17,758.50	\$ 17,533.16	-1.27%	\$ 62,431.02	\$ 62,205.68	-0.36%
MGS-S Customer 5601	\$ 2,891.64	-3.15%	\$ 7,293.31	\$ 7,199.24	-1.29%	\$ 19,962.87	\$ 19,868.80	-0.47%
MGS-S Customer 5602	\$ 3,422.13	-3.26%	\$ 9,006.57	\$ 8,891.19	-1.28%	\$ 27,352.74	\$ 27,237.36	-0.42%
MGS-S Customer 5603	\$ 2,609.28	-3.26%	\$ 6,727.21	\$ 6,639.35	-1.31%	\$ 14,310.20	\$ 14,222.34	-0.61%
MGS-S Customer 5604	\$ 1,768.99	-2.96%	\$ 4,162.59	\$ 4,108.53	-1.30%	\$ 10,150.92	\$ 10,096.86	-0.53%
MGS-S Customer 5605	\$ 1,890.13	-3.02%	\$ 4,603.39	\$ 4,544.50	-1.28%	\$ 14,380.70	\$ 14,321.81	-0.41%
MGS-S Customer 5606	\$ 3,324.46	-3.25%	\$ 8,578.66	\$ 8,466.95	-1.30%	\$ 19,762.79	\$ 19,651.08	-0.57%
MGS-S Customer 5607	\$ 1,444.22	-2.40%	\$ 2,743.22	\$ 2,707.67	-1.30%	\$ 6,880.82	\$ 6,845.27	-0.52%
MGS-S Customer 5608	\$ 2,720.45	-3.10%	\$ 6,808.58	\$ 6,721.47	-1.28%	\$ 21,187.41	\$ 21,100.30	-0.41%
MGS-S Customer 5609	\$ 1,650.76	-2.89%	\$ 3,805.19	\$ 3,755.99	-1.29%	\$ 9,960.35	\$ 9,911.15	-0.49%
MGS-S Customer 5610	\$ 1,137.07	-2.45%	\$ 2,361.00	\$ 2,332.46	-1.21%	\$ 13,619.17	\$ 13,590.63	-0.21%
MGS-S Customer 5611	\$ 7,375.76	-3.60%	\$ 21,308.97	\$ 21,033.50	-1.29%	\$ 56,163.96	\$ 55,888.49	-0.49%
MGS-S Customer 5612	\$ 2,031.66	-2.84%	\$ 4,631.19	\$ 4,571.87	-1.28%	\$ 14,190.03	\$ 14,130.71	-0.42%
MGS-S Customer 5613	\$ 2,171.48	-2.90%	\$ 5,003.28	\$ 4,938.41	-1.30%	\$ 12,351.35	\$ 12,286.48	-0.53%
MGS-S Customer 5614	\$ 1,189.50	-2.07%	\$ 1,898.53	\$ 1,873.42	-1.32%	\$ 2,736.65	\$ 2,711.54	-0.92%
MGS-S Customer 5615	\$ 2,908.46	-3.15%	\$ 7,334.08	\$ 7,239.46	-1.29%	\$ 19,823.33	\$ 19,728.71	-0.48%
MGS-S Customer 5616	\$ 7,665.67	-3.61%	\$ 22,579.29	\$ 22,292.39	-1.27%	\$ 77,466.98	\$ 77,180.08	-0.37%
MGS-S Customer 5617	\$ 1,788.59	-2.97%	\$ 4,227.27	\$ 4,172.52	-1.30%	\$ 10,704.76	\$ 10,650.01	-0.51%
MGS-S Customer 5618	\$ 3,237.97	-3.23%	\$ 8,481.65	\$ 8,373.57	-1.27%	\$ 28,052.73	\$ 27,944.65	-0.39%
MGS-S Customer 5619	\$ 3,286.90	-3.24%	\$ 8,643.33	\$ 8,533.12	-1.28%	\$ 28,506.93	\$ 28,396.72	-0.39%
MGS-S Customer 5620	\$ 2,422.39	-3.01%	\$ 5,748.14	\$ 5,673.06	-1.31%	\$ 12,235.46	\$ 12,160.38	-0.61%
MGS-S Customer 5621	\$ 4,001.41	-3.36%	\$ 11,064.38	\$ 10,925.38	-1.26%	\$ 43,958.60	\$ 43,819.60	-0.32%
MGS-S Customer 5622	\$ 2,355.26	-2.98%	\$ 5,629.50	\$ 5,557.12	-1.29%	\$ 16,242.31	\$ 16,169.93	-0.45%
MGS-S Customer 5623	\$ 2,075.95	-3.10%	\$ 5,233.18	\$ 5,166.80	-1.27%	\$ 18,407.21	\$ 18,340.83	-0.36%
MGS-S Customer 5624	\$ 2,616.29	-3.08%	\$ 6,507.61	\$ 6,424.50	-1.28%	\$ 21,032.81	\$ 20,949.70	-0.40%
MGS-S Customer 5625	\$ 7,039.77	-3.58%	\$ 20,767.99	\$ 20,506.33	-1.26%	\$ 79,453.81	\$ 79,192.15	-0.33%
MGS-S Customer 5626	\$ 1,740.86	-2.95%	\$ 4,096.53	\$ 4,043.70	-1.29%	\$ 11,218.70	\$ 11,165.87	-0.47%
MGS-S Customer 5627	\$ 4,009.84	-3.36%	\$ 11,189.12	\$ 11,049.67	-1.25%	\$ 48,672.17	\$ 48,532.72	-0.29%
MGS-S Customer 5628	\$ 1,626.15	-2.58%	\$ 3,312.64	\$ 3,269.63	-1.30%	\$ 8,150.56	\$ 8,107.55	-0.53%
MGS-S Customer 5629	\$ 9,551.65	-3.66%	\$ 29,136.42	\$ 28,773.07	-1.25%	\$ 125,428.70	\$ 125,065.35	-0.29%
MGS-S Customer 5630	\$ 10,708.04	-3.69%	\$ 32,157.15	\$ 31,747.30	-1.27%	\$ 105,774.95	\$ 105,365.10	-0.39%
MGS-S Customer 5631	\$ 20,545.44	-3.79%	\$ 64,444.23	\$ 63,635.64	-1.25%	\$ 260,301.30	\$ 259,492.71	-0.31%
MGS-S Customer 5632	\$ 4,457.87	-3.52%	\$ 12,817.76	\$ 12,654.94	-1.27%	\$ 44,430.63	\$ 44,267.81	-0.37%
MGS-S Customer 5633	\$ 3,299.47	-3.25%	\$ 8,655.60	\$ 8,544.75	-1.28%	\$ 26,937.79	\$ 26,826.94	-0.41%
MGS-S Customer 5634	\$ 3,319.50	-3.25%	\$ 8,801.64	\$ 8,690.24	-1.27%	\$ 31,901.18	\$ 31,789.78	-0.35%
MGS-S Customer 5635	\$ 2,514.57	-3.04%	\$ 6,075.29	\$ 5,996.58	-1.30%	\$ 15,193.53	\$ 15,114.82	-0.52%
MGS-S Customer 5636	\$ 3,730.05	-3.32%	\$ 9,858.05	\$ 9,730.07	-1.30%	\$ 23,958.19	\$ 23,830.21	-0.53%
MGS-S Customer 5637	\$ 4,505.91	-3.53%	\$ 12,966.24	\$ 12,801.37	-1.27%	\$ 44,453.76	\$ 44,288.89	-0.37%

Customer	Distribution 8/25 Prices	Distribution % Difference	Delivery 1/25 Prices	Delivery 8/25 Prices	Delivery % Difference	Bundled 1/25 Prices	Bundled 8/25 Prices	Bundled % Difference
MGS-S Customer 5638	\$ 1,848.90	-2.73%	\$ 4,026.91	\$ 3,975.10	-1.29%	\$ 11,371.78	\$ 11,319.97	-0.46%
MGS-S Customer 5639	\$ 3,162.79	-3.21%	\$ 8,279.09	\$ 8,174.03	-1.27%	\$ 29,024.80	\$ 28,919.74	-0.36%
MGS-S Customer 5640	\$ 3,304.58	-3.24%	\$ 8,692.76	\$ 8,582.03	-1.27%	\$ 28,835.16	\$ 28,724.43	-0.38%
MGS-S Customer 5641	\$ 1,838.76	-2.73%	\$ 4,010.40	\$ 3,958.85	-1.29%	\$ 11,676.69	\$ 11,625.14	-0.44%
MGS-S Customer 5642	\$ 3,012.68	-3.18%	\$ 7,804.30	\$ 7,705.32	-1.27%	\$ 27,539.01	\$ 27,440.03	-0.36%
MGS-S Customer 5643	\$ 2,249.45	-3.16%	\$ 5,544.30	\$ 5,471.01	-1.32%	\$ 8,519.73	\$ 8,446.44	-0.86%
MGS-S Customer 5644	\$ 1,844.29	-2.72%	\$ 4,010.97	\$ 3,959.33	-1.29%	\$ 11,212.89	\$ 11,161.25	-0.46%
MGS-S Customer 5645	\$ 2,316.08	-3.19%	\$ 5,863.52	\$ 5,787.31	-1.30%	\$ 14,049.37	\$ 13,973.16	-0.54%
MGS-S Customer 5646	\$ 1,638.93	-2.89%	\$ 3,781.57	\$ 3,732.88	-1.29%	\$ 10,621.16	\$ 10,572.47	-0.46%
MGS-S Customer 5647	\$ 4,268.29	-3.39%	\$ 11,812.55	\$ 11,662.77	-1.27%	\$ 41,859.32	\$ 41,709.54	-0.36%
MGS-S Customer 5648	\$ 2,756.51	-3.11%	\$ 6,881.29	\$ 6,792.69	-1.29%	\$ 19,383.68	\$ 19,295.08	-0.46%
MGS-S Customer 5649	\$ 2,015.62	-3.08%	\$ 5,069.88	\$ 5,005.93	-1.26%	\$ 19,141.68	\$ 19,077.73	-0.33%
MGS-S Customer 5650	\$ 4,407.32	-3.41%	\$ 12,417.77	\$ 12,262.32	-1.25%	\$ 51,386.25	\$ 51,230.80	-0.30%
MGS-S Customer 5651	\$ 1,620.64	-2.87%	\$ 3,690.09	\$ 3,642.25	-1.30%	\$ 9,028.37	\$ 8,980.53	-0.53%
MGS-S Customer 5652	\$ 4,823.80	-3.45%	\$ 13,579.75	\$ 13,407.60	-1.27%	\$ 48,123.94	\$ 47,951.79	-0.36%
MGS-S Customer 5653	\$ 2,423.01	-3.21%	\$ 6,353.97	\$ 6,273.50	-1.27%	\$ 22,881.52	\$ 22,801.05	-0.35%
MGS-S Customer 5654	\$ 16,109.21	-3.86%	\$ 48,459.71	\$ 47,812.77	-1.34%	\$ 171,864.47	\$ 171,217.53	-0.38%
MGS-S Customer 5655	\$ 2,116.93	-3.10%	\$ 5,254.51	\$ 5,186.69	-1.29%	\$ 13,956.83	\$ 13,889.01	-0.49%
MGS-S Customer 5656	\$ 6,195.79	-3.55%	\$ 17,956.65	\$ 17,728.85	-1.27%	\$ 63,273.62	\$ 63,045.82	-0.36%
MGS-S Customer 5657	\$ 2,458.90	-3.02%	\$ 5,948.24	\$ 5,871.58	-1.29%	\$ 16,615.90	\$ 16,539.24	-0.46%
MGS-S Customer 5658	\$ 1,835.89	-2.99%	\$ 4,393.88	\$ 4,337.28	-1.29%	\$ 12,191.00	\$ 12,134.40	-0.46%
MGS-S Customer 5659	\$ 1,535.60	-2.49%	\$ 3,051.39	\$ 3,012.13	-1.29%	\$ 8,717.95	\$ 8,678.69	-0.45%
MGS-S Customer 5660	\$ 2,644.45	-3.27%	\$ 6,836.29	\$ 6,746.86	-1.31%	\$ 14,183.79	\$ 14,094.36	-0.63%
MGS-S Customer 5661	\$ 3,332.60	-3.25%	\$ 8,636.30	\$ 8,524.45	-1.30%	\$ 21,896.60	\$ 21,784.75	-0.51%
MGS-S Customer 5662	\$ 4,012.14	-3.36%	\$ 11,172.63	\$ 11,033.22	-1.25%	\$ 47,837.56	\$ 47,698.15	-0.29%
MGS-S Customer 5663	\$ 2,518.37	-3.04%	\$ 6,119.60	\$ 6,040.60	-1.29%	\$ 16,517.48	\$ 16,438.48	-0.48%
MGS-S Customer 5664	\$ 2,367.89	-3.20%	\$ 6,061.83	\$ 5,983.55	-1.29%	\$ 16,364.07	\$ 16,285.79	-0.48%
MGS-S Customer 5665	\$ 2,291.69	-2.96%	\$ 5,503.20	\$ 5,433.36	-1.27%	\$ 19,265.12	\$ 19,195.28	-0.36%
MGS-S Customer 5666	\$ 2,138.56	-2.89%	\$ 4,856.22	\$ 4,792.66	-1.31%	\$ 9,824.40	\$ 9,760.84	-0.65%
MGS-S Customer 5667	\$ 2,496.36	-3.23%	\$ 6,556.57	\$ 6,473.18	-1.27%	\$ 22,268.74	\$ 22,185.35	-0.37%
MGS-S Customer 5668	\$ 15,259.53	-3.75%	\$ 47,498.08	\$ 46,903.61	-1.25%	\$ 197,069.22	\$ 196,474.75	-0.30%
MGS-S Customer 5669	\$ 1,343.26	-2.66%	\$ 2,828.67	\$ 2,791.92	-1.30%	\$ 6,724.38	\$ 6,687.63	-0.55%
MGS-S Customer 5670	\$ 2,105.92	-2.87%	\$ 4,857.45	\$ 4,795.19	-1.28%	\$ 14,669.39	\$ 14,607.13	-0.42%
MGS-S Customer 5671	\$ 1,661.63	-2.90%	\$ 3,888.10	\$ 3,838.47	-1.28%	\$ 12,533.86	\$ 12,484.23	-0.40%
MGS-S Customer 5672	\$ 2,230.67	-2.93%	\$ 5,163.84	\$ 5,096.44	-1.31%	\$ 11,273.40	\$ 11,206.00	-0.60%
MGS-S Customer 5673	\$ 1,941.03	-2.78%	\$ 4,238.37	\$ 4,182.89	-1.31%	\$ 8,427.62	\$ 8,372.14	-0.66%
MGS-S Customer 5674	\$ 3,111.95	-3.37%	\$ 8,406.98	\$ 8,298.38	-1.29%	\$ 22,795.06	\$ 22,686.46	-0.48%
MGS-S Customer 5675	\$ 3,490.08	-3.28%	\$ 8,943.30	\$ 8,824.86	-1.32%	\$ 13,356.16	\$ 13,237.72	-0.89%
MGS-S Customer 5676	\$ 3,478.11	-3.28%	\$ 9,148.97	\$ 9,030.91	-1.29%	\$ 25,177.88	\$ 25,059.82	-0.47%
MGS-S Customer 5677	\$ 2,348.23	-2.98%	\$ 5,530.40	\$ 5,458.29	-1.30%	\$ 12,289.78	\$ 12,217.67	-0.59%

Customer	Distribution 8/25 Prices	Distribution % Difference	Delivery 1/25 Prices	Delivery 8/25 Prices	Delivery % Difference	Bundled 1/25 Prices	Bundled 8/25 Prices	Bundled % Difference
MGS-S Customer 5678	\$ 1,795.15	-2.69%	\$ 3,863.79	\$ 3,814.10	-1.29%	\$ 11,035.78	\$ 10,986.09	-0.45%
MGS-S Customer 5679	\$ 3,673.58	-3.31%	\$ 9,951.71	\$ 9,826.02	-1.26%	\$ 37,036.77	\$ 36,911.08	-0.34%
MGS-S Customer 5680	\$ 3,560.15	-3.31%	\$ 9,311.73	\$ 9,189.78	-1.31%	\$ 23,996.90	\$ 23,874.95	-0.51%
MGS-S Customer 5681	\$ 7,157.31	-3.60%	\$ 20,792.56	\$ 20,525.11	-1.29%	\$ 61,529.84	\$ 61,262.39	-0.43%
MGS-S Customer 5682	\$ 663.14	-1.37%	\$ 692.45	\$ 683.22	-1.33%	\$ 737.36	\$ 728.13	-1.25%
MGS-S Customer 5683	\$ 2,084.40	-2.86%	\$ 4,682.83	\$ 4,621.41	-1.31%	\$ 9,055.93	\$ 8,994.51	-0.68%
MGS-S Customer 5684	\$ 5,379.92	-3.50%	\$ 15,189.69	\$ 14,994.85	-1.28%	\$ 45,730.08	\$ 45,535.24	-0.43%
MGS-S Customer 5685	\$ 2,011.52	-2.82%	\$ 4,585.79	\$ 4,527.34	-1.27%	\$ 15,038.97	\$ 14,980.52	-0.39%
MGS-S Customer 5686	\$ 2,805.72	-3.13%	\$ 7,029.60	\$ 6,939.08	-1.29%	\$ 19,680.87	\$ 19,590.35	-0.46%
MGS-S Customer 5687	\$ 3,056.92	-3.19%	\$ 7,825.47	\$ 7,724.75	-1.29%	\$ 22,153.33	\$ 22,052.61	-0.45%
MGS-S Customer 5688	\$ 4,281.30	-3.39%	\$ 11,566.48	\$ 11,416.26	-1.30%	\$ 27,801.06	\$ 27,650.84	-0.54%
MGS-S Customer 5689	\$ 2,007.31	-2.82%	\$ 4,545.37	\$ 4,487.01	-1.28%	\$ 13,471.08	\$ 13,412.72	-0.43%
MGS-S Customer 5690	\$ 3,255.66	-3.23%	\$ 8,475.49	\$ 8,366.74	-1.28%	\$ 25,208.49	\$ 25,099.74	-0.43%
MGS-S Customer 5691	\$ 2,121.56	-2.88%	\$ 4,833.65	\$ 4,770.83	-1.30%	\$ 11,342.11	\$ 11,279.29	-0.55%
MGS-S Customer 5692	\$ 2,448.05	-3.02%	\$ 5,957.40	\$ 5,881.28	-1.28%	\$ 18,914.67	\$ 18,838.55	-0.40%
MGS-S Customer 5693	\$ 1,775.38	-2.68%	\$ 3,808.50	\$ 3,759.58	-1.28%	\$ 11,124.92	\$ 11,076.00	-0.44%
MGS-S Customer 5694	\$ 7,429.76	-3.61%	\$ 22,209.53	\$ 21,931.18	-1.25%	\$ 95,310.85	\$ 95,032.50	-0.29%
MGS-S Customer 5695	\$ 1,897.71	-3.02%	\$ 4,532.60	\$ 4,473.42	-1.31%	\$ 9,788.27	\$ 9,729.09	-0.60%
MGS-S Customer 5696	\$ 2,137.36	-3.12%	\$ 5,324.04	\$ 5,255.13	-1.29%	\$ 13,733.85	\$ 13,664.94	-0.50%
MGS-S Customer 5697	\$ 4,447.90	-3.42%	\$ 12,346.19	\$ 12,188.83	-1.27%	\$ 41,158.92	\$ 41,001.56	-0.38%
MGS-S Customer 5698	\$ 1,863.29	-3.01%	\$ 4,446.80	\$ 4,388.94	-1.30%	\$ 10,388.51	\$ 10,330.65	-0.56%
MGS-S Customer 5699	\$ 1,825.35	-2.72%	\$ 3,831.71	\$ 3,780.75	-1.33%	\$ 4,823.52	\$ 4,772.56	-1.06%
MGS-S Customer 5700	\$ 1,946.46	-3.05%	\$ 4,812.10	\$ 4,750.91	-1.27%	\$ 16,448.71	\$ 16,387.52	-0.37%
MGS-S Customer 5701	\$ 1,431.94	-2.39%	\$ 3,310.50	\$ 3,275.39	-1.06%	\$ 36,954.98	\$ 36,919.87	-0.10%
MGS-S Customer 5702	\$ 2,138.15	-2.89%	\$ 4,929.30	\$ 4,865.62	-1.29%	\$ 13,211.13	\$ 13,147.45	-0.48%
MGS-S Customer 5703	\$ 1,471.02	-2.77%	\$ 3,267.72	\$ 3,225.86	-1.28%	\$ 9,898.44	\$ 9,856.58	-0.42%
MGS-S Customer 5704	\$ 2,044.67	-2.84%	\$ 4,595.28	\$ 4,535.51	-1.30%	\$ 10,668.39	\$ 10,608.62	-0.56%
MGS-S Customer 5705	\$ 2,001.23	-3.07%	\$ 4,943.50	\$ 4,880.08	-1.28%	\$ 14,829.48	\$ 14,766.06	-0.43%
MGS-S Customer 5706	\$ 23,087.65	-4.03%	\$ 65,805.74	\$ 64,837.36	-1.47%	\$ 119,006.90	\$ 118,038.52	-0.81%
MGS-S Customer 5707	\$ 8,409.23	-3.65%	\$ 24,715.99	\$ 24,397.71	-1.29%	\$ 70,924.22	\$ 70,605.94	-0.45%
MGS-S Customer 5708	\$ 2,410.25	-3.21%	\$ 6,211.54	\$ 6,131.59	-1.29%	\$ 17,670.13	\$ 17,590.18	-0.45%
MGS-S Customer 5709	\$ 950.89	-1.61%	\$ 1,175.39	\$ 1,159.79	-1.33%	\$ 1,590.51	\$ 1,574.91	-0.98%
MGS-S Customer 5710	\$ 2,146.05	-3.13%	\$ 5,365.19	\$ 5,295.87	-1.29%	\$ 14,356.26	\$ 14,286.94	-0.48%
MGS-S Customer 5711	\$ 1,441.01	-2.39%	\$ 2,731.12	\$ 2,695.83	-1.29%	\$ 7,072.00	\$ 7,036.71	-0.50%
MGS-S Customer 5712	\$ 1,644.20	-2.89%	\$ 3,867.79	\$ 3,818.80	-1.27%	\$ 13,958.99	\$ 13,910.00	-0.35%
MGS-S Customer 5713	\$ 7,160.80	-3.83%	\$ 19,315.38	\$ 19,030.17	-1.48%	\$ 42,584.03	\$ 42,298.82	-0.67%
MGS-S Customer 5714	\$ 2,781.59	-3.12%	\$ 6,856.09	\$ 6,766.40	-1.31%	\$ 14,214.67	\$ 14,124.98	-0.63%
MGS-S Customer 5715	\$ 2,460.09	-3.02%	\$ 5,905.86	\$ 5,829.33	-1.30%	\$ 14,752.38	\$ 14,675.85	-0.52%
MGS-S Customer 5716	\$ 2,094.27	-2.87%	\$ 4,871.12	\$ 4,809.17	-1.27%	\$ 16,686.90	\$ 16,624.95	-0.37%
MGS-S Customer 5717	\$ 2,260.10	-3.17%	\$ 5,994.82	\$ 5,920.44	-1.23%	\$ 29,043.93	\$ 28,970.05	-0.25%

Customer	Distribution 8/25 Prices	Distribution % Difference	Delivery 1/25 Prices	Delivery 8/25 Prices	Delivery % Difference	Bundled 1/25 Prices	Bundled 8/25 Prices	Bundled % Difference
MGS-S Customer 5718	\$ 3,140.62	-3.21%	\$ 8,053.21	\$ 7,948.94	-1.29%	\$ 20,745.16	\$ 20,640.89	-0.50%
MGS-S Customer 5719	\$ 850.47	-1.34%	\$ 861.98	\$ 850.47	-1.34%	\$ 861.98	\$ 850.47	-1.34%
MGS-S Customer 5720	\$ 2,130.66	-3.12%	\$ 5,250.40	\$ 5,181.77	-1.31%	\$ 11,074.30	\$ 11,005.67	-0.62%
MGS-S Customer 5721	\$ 1,892.32	-2.76%	\$ 4,151.58	\$ 4,097.92	-1.29%	\$ 10,925.13	\$ 10,871.47	-0.49%
MGS-S Customer 5722	\$ 653.27	-1.34%	\$ 662.11	\$ 653.27	-1.34%	\$ 662.11	\$ 653.27	-1.34%
MGS-S Customer 5723	\$ 13,078.76	-3.78%	\$ 39,738.83	\$ 39,225.60	-1.29%	\$ 155,364.52	\$ 154,851.29	-0.33%
MGS-S Customer 5724	\$ 4,273.84	-3.38%	\$ 11,234.14	\$ 11,084.56	-1.33%	\$ 13,140.06	\$ 12,990.48	-1.14%
MGS-S Customer 5725	\$ 4,332.45	-3.40%	\$ 11,918.62	\$ 11,766.17	-1.28%	\$ 37,456.55	\$ 37,304.10	-0.41%
MGS-S Customer 5726	\$ 2,835.68	-3.30%	\$ 7,475.57	\$ 7,378.77	-1.29%	\$ 18,682.55	\$ 18,585.75	-0.52%
MGS-S Customer 5727	\$ 1,953.07	-3.03%	\$ 4,693.65	\$ 4,632.59	-1.30%	\$ 10,493.45	\$ 10,432.39	-0.58%
MGS-S Customer 5728	\$ 1,977.93	-2.81%	\$ 4,415.45	\$ 4,358.31	-1.29%	\$ 11,395.36	\$ 11,338.22	-0.50%
MGS-S Customer 5729	\$ 4,682.39	-3.45%	\$ 12,788.38	\$ 12,621.29	-1.31%	\$ 27,898.61	\$ 27,731.52	-0.60%
MGS-S Customer 5730	\$ 1,847.03	-2.73%	\$ 4,057.07	\$ 4,005.22	-1.28%	\$ 12,869.08	\$ 12,817.23	-0.40%
MGS-S Customer 5731	\$ 1,913.07	-2.77%	\$ 4,191.30	\$ 4,136.89	-1.30%	\$ 10,055.54	\$ 10,001.13	-0.54%
MGS-S Customer 5732	\$ 1,628.99	-2.57%	\$ 3,316.87	\$ 3,273.87	-1.30%	\$ 8,228.04	\$ 8,185.04	-0.52%
MGS-S Customer 5733	\$ 2,602.03	-3.06%	\$ 6,434.66	\$ 6,352.43	-1.28%	\$ 20,246.85	\$ 20,164.62	-0.41%
MGS-S Customer 5734	\$ 2,354.18	-2.98%	\$ 5,526.48	\$ 5,454.22	-1.31%	\$ 11,431.17	\$ 11,358.91	-0.63%
MGS-S Customer 5735	\$ 7,293.44	-3.60%	\$ 21,537.94	\$ 21,265.66	-1.26%	\$ 79,483.33	\$ 79,211.05	-0.34%
MGS-S Customer 5736	\$ 2,078.44	-3.10%	\$ 5,103.04	\$ 5,036.65	-1.30%	\$ 11,749.64	\$ 11,683.25	-0.57%
MGS-S Customer 5737	\$ 8,751.28	-3.70%	\$ 25,800.59	\$ 25,463.92	-1.30%	\$ 94,358.79	\$ 94,022.12	-0.36%
MGS-S Customer 5738	\$ 2,610.41	-3.07%	\$ 6,447.68	\$ 6,365.06	-1.28%	\$ 19,528.93	\$ 19,446.31	-0.42%
MGS-S Customer 5739	\$ 2,491.45	-3.03%	\$ 6,121.36	\$ 6,043.43	-1.27%	\$ 20,557.55	\$ 20,479.62	-0.38%
MGS-S Customer 5740	\$ 3,821.27	-3.33%	\$ 9,951.54	\$ 9,819.74	-1.32%	\$ 14,786.61	\$ 14,654.81	-0.89%
MGS-S Customer 5741	\$ 4,997.62	-3.53%	\$ 13,921.13	\$ 13,738.24	-1.31%	\$ 49,306.30	\$ 49,123.41	-0.37%
MGS-S Customer 5742	\$ 2,746.80	-3.12%	\$ 6,853.74	\$ 6,765.37	-1.29%	\$ 19,047.96	\$ 18,959.59	-0.46%
MGS-S Customer 5743	\$ 2,432.67	-3.23%	\$ 6,190.79	\$ 6,109.55	-1.31%	\$ 12,364.91	\$ 12,283.67	-0.66%
MGS-S Customer 5744	\$ 2,154.00	-2.90%	\$ 4,994.27	\$ 4,930.00	-1.29%	\$ 14,226.09	\$ 14,161.82	-0.45%
MGS-S Customer 5745	\$ 2,114.51	-2.88%	\$ 4,823.67	\$ 4,761.03	-1.30%	\$ 11,611.16	\$ 11,548.52	-0.54%
MGS-S Customer 5746	\$ 4,935.86	-3.46%	\$ 14,023.13	\$ 13,846.36	-1.26%	\$ 53,494.37	\$ 53,317.60	-0.33%
MGS-S Customer 5747	\$ 1,811.09	-2.71%	\$ 3,872.27	\$ 3,821.89	-1.30%	\$ 8,973.00	\$ 8,922.62	-0.56%
MGS-S Customer 5748	\$ 1,560.18	-2.51%	\$ 3,059.99	\$ 3,019.85	-1.31%	\$ 5,784.04	\$ 5,743.90	-0.69%
MGS-S Customer 5749	\$ 2,472.89	-3.02%	\$ 5,945.04	\$ 5,867.92	-1.30%	\$ 14,631.94	\$ 14,554.82	-0.53%
MGS-S Customer 5750	\$ 1,820.35	-2.72%	\$ 3,920.29	\$ 3,869.31	-1.30%	\$ 9,458.08	\$ 9,407.10	-0.54%
MGS-S Customer 5751	\$ 1,980.28	-2.81%	\$ 4,505.68	\$ 4,448.47	-1.27%	\$ 15,639.07	\$ 15,581.86	-0.37%
MGS-S Customer 5752	\$ 3,697.21	-3.45%	\$ 10,478.72	\$ 10,346.80	-1.26%	\$ 40,525.49	\$ 40,393.57	-0.33%
MGS-S Customer 5753	\$ 1,802.40	-2.98%	\$ 4,331.92	\$ 4,276.56	-1.28%	\$ 13,793.52	\$ 13,738.16	-0.40%
MGS-S Customer 5754	\$ 1,577.68	-2.53%	\$ 3,168.41	\$ 3,127.46	-1.29%	\$ 8,360.67	\$ 8,319.72	-0.49%
MGS-S Customer 5755	\$ 1,720.46	-2.93%	\$ 4,031.92	\$ 3,979.95	-1.29%	\$ 11,099.58	\$ 11,047.61	-0.47%
MGS-S Customer 5756	\$ 11,409.56	-3.70%	\$ 36,076.29	\$ 35,637.35	-1.22%	\$ 196,054.56	\$ 195,615.62	-0.22%
MGS-S Customer 5757	\$ 3,535.72	-3.28%	\$ 9,353.48	\$ 9,233.50	-1.28%	\$ 27,864.19	\$ 27,744.21	-0.43%

Customer	Distribution 8/25 Prices	Distribution % Difference	Delivery 1/25 Prices	Delivery 8/25 Prices	Delivery % Difference	Bundled 1/25 Prices	Bundled 8/25 Prices	Bundled % Difference
MGS-S Customer 5758	\$ 5,369.44	-3.50%	\$ 14,868.33	\$ 14,673.78	-1.31%	\$ 30,880.78	\$ 30,686.23	-0.63%
MGS-S Customer 5759	\$ 6,556.11	-3.56%	\$ 19,293.40	\$ 19,051.08	-1.26%	\$ 76,864.01	\$ 76,621.69	-0.32%
MGS-S Customer 5760	\$ 2,172.68	-3.14%	\$ 5,507.83	\$ 5,437.46	-1.28%	\$ 17,614.64	\$ 17,544.27	-0.40%
MGS-S Customer 5761	\$ 1,871.51	-3.01%	\$ 4,479.28	\$ 4,421.12	-1.30%	\$ 10,904.21	\$ 10,846.05	-0.53%
MGS-S Customer 5762	\$ 2,946.70	-3.33%	\$ 7,818.83	\$ 7,717.17	-1.30%	\$ 18,509.11	\$ 18,407.45	-0.55%
MGS-S Customer 5763	\$ 1,875.87	-2.75%	\$ 4,084.63	\$ 4,031.63	-1.30%	\$ 10,005.20	\$ 9,952.20	-0.53%
MGS-S Customer 5764	\$ 2,673.45	-3.09%	\$ 6,640.37	\$ 6,555.12	-1.28%	\$ 19,626.66	\$ 19,541.41	-0.43%
MGS-S Customer 5765	\$ 2,105.43	-2.88%	\$ 4,781.96	\$ 4,719.62	-1.30%	\$ 10,727.10	\$ 10,664.76	-0.58%
MGS-S Customer 5766	\$ 2,049.53	-2.85%	\$ 4,709.04	\$ 4,648.94	-1.28%	\$ 15,317.28	\$ 15,257.18	-0.39%
MGS-S Customer 5767	\$ 2,492.04	-3.24%	\$ 6,594.68	\$ 6,511.33	-1.26%	\$ 24,494.54	\$ 24,411.19	-0.34%
MGS-S Customer 5768	\$ 1,750.55	-2.67%	\$ 3,809.25	\$ 3,761.29	-1.26%	\$ 14,759.59	\$ 14,711.63	-0.32%
MGS-S Customer 5769	\$ 1,661.29	-2.60%	\$ 3,472.28	\$ 3,427.94	-1.28%	\$ 11,156.63	\$ 11,112.29	-0.40%
MGS-S Customer 5770	\$ 1,799.41	-2.98%	\$ 4,283.15	\$ 4,227.95	-1.29%	\$ 11,877.34	\$ 11,822.14	-0.46%
MGS-S Customer 5771	\$ 1,915.52	-3.03%	\$ 4,678.90	\$ 4,619.07	-1.28%	\$ 14,610.58	\$ 14,550.75	-0.41%
MGS-S Customer 5772	\$ 6,555.13	-3.56%	\$ 19,406.88	\$ 19,164.57	-1.25%	\$ 82,608.40	\$ 82,366.09	-0.29%
MGS-S Customer 5773	\$ 2,037.19	-2.84%	\$ 4,542.65	\$ 4,483.15	-1.31%	\$ 9,057.21	\$ 8,997.71	-0.66%
MGS-S Customer 5774	\$ 2,010.79	-2.83%	\$ 4,502.14	\$ 4,443.56	-1.30%	\$ 10,597.08	\$ 10,538.50	-0.55%
MGS-S Customer 5775	\$ 1,448.87	-2.74%	\$ 3,148.10	\$ 3,107.29	-1.30%	\$ 7,576.96	\$ 7,536.15	-0.54%
MGS-S Customer 5776	\$ 1,510.27	-2.80%	\$ 3,485.51	\$ 3,441.99	-1.25%	\$ 14,798.18	\$ 14,754.66	-0.29%
MGS-S Customer 5777	\$ 5,787.12	-3.52%	\$ 16,735.12	\$ 16,524.01	-1.26%	\$ 63,153.59	\$ 62,942.48	-0.33%
MGS-S Customer 5778	\$ 1,311.51	-2.63%	\$ 2,716.89	\$ 2,681.53	-1.30%	\$ 6,115.89	\$ 6,080.53	-0.58%
MGS-S Customer 5779	\$ 2,064.78	-2.85%	\$ 4,714.13	\$ 4,653.50	-1.29%	\$ 13,525.46	\$ 13,464.83	-0.45%
MGS-S Customer 5780	\$ 2,354.13	-2.98%	\$ 5,654.72	\$ 5,582.38	-1.28%	\$ 17,652.18	\$ 17,579.84	-0.41%
MGS-S Customer 5781	\$ 1,060.50	-2.33%	\$ 1,958.98	\$ 1,933.65	-1.29%	\$ 5,140.77	\$ 5,115.44	-0.49%
MGS-S Customer 5782	\$ 3,138.40	-3.46%	\$ 7,411.58	\$ 7,299.09	-1.52%	\$ 14,112.00	\$ 13,999.51	-0.80%
MGS-S Customer 5783	\$ 14,585.68	-3.75%	\$ 45,284.87	\$ 44,717.32	-1.25%	\$ 185,445.25	\$ 184,877.70	-0.31%
MGS-S Customer 5784	\$ 1,933.42	-3.03%	\$ 4,657.88	\$ 4,597.51	-1.30%	\$ 11,347.22	\$ 11,286.85	-0.53%
MGS-S Customer 5785	\$ 3,586.94	-3.29%	\$ 9,657.49	\$ 9,535.38	-1.26%	\$ 35,325.68	\$ 35,203.57	-0.35%
MGS-S Customer 5786	\$ 1,953.41	-2.80%	\$ 4,398.14	\$ 4,341.95	-1.28%	\$ 14,060.28	\$ 14,004.09	-0.40%
MGS-S Customer 5787	\$ 1,759.84	-2.94%	\$ 4,086.62	\$ 4,033.34	-1.30%	\$ 8,700.70	\$ 8,647.42	-0.61%
MGS-S Customer 5788	\$ 4,046.61	-3.36%	\$ 10,999.82	\$ 10,858.91	-1.28%	\$ 33,825.59	\$ 33,684.68	-0.42%
MGS-S Customer 5789	\$ 2,168.25	-2.90%	\$ 5,011.34	\$ 4,946.54	-1.29%	\$ 13,083.38	\$ 13,018.58	-0.50%
MGS-S Customer 5790	\$ 1,698.37	-2.92%	\$ 4,062.78	\$ 4,011.64	-1.26%	\$ 15,771.15	\$ 15,720.01	-0.32%
MGS-S Customer 5791	\$ 2,577.39	-3.06%	\$ 6,349.65	\$ 6,268.28	-1.28%	\$ 19,314.69	\$ 19,233.32	-0.42%
MGS-S Customer 5792	\$ 4,869.15	-3.45%	\$ 13,912.28	\$ 13,738.19	-1.25%	\$ 57,794.10	\$ 57,620.01	-0.30%
MGS-S Customer 5793	\$ 4,774.03	-3.44%	\$ 13,450.79	\$ 13,280.68	-1.26%	\$ 49,146.30	\$ 48,976.19	-0.35%
MGS-S Customer 5794	\$ 2,290.54	-2.96%	\$ 5,405.91	\$ 5,336.14	-1.29%	\$ 14,624.82	\$ 14,555.05	-0.48%
MGS-S Customer 5795	\$ 1,960.16	-2.80%	\$ 4,331.21	\$ 4,274.80	-1.30%	\$ 9,866.14	\$ 9,809.73	-0.57%
MGS-S Customer 5796	\$ 4,559.13	-3.42%	\$ 12,615.40	\$ 12,453.78	-1.28%	\$ 38,704.08	\$ 38,542.46	-0.42%
MGS-S Customer 5797	\$ 4,758.28	-3.44%	\$ 13,357.21	\$ 13,187.90	-1.27%	\$ 47,170.11	\$ 47,000.80	-0.36%

Customer	Distribution 8/25 Prices	Distribution % Difference	Delivery 1/25 Prices	Delivery 8/25 Prices	Delivery % Difference	Bundled 1/25 Prices	Bundled 8/25 Prices	Bundled % Difference
MGS-S Customer 5798	\$ 2,587.90	-3.07%	\$ 6,360.41	\$ 6,278.56	-1.29%	\$ 18,142.82	\$ 18,060.97	-0.45%
MGS-S Customer 5799	\$ 1,668.50	-2.90%	\$ 3,851.53	\$ 3,801.67	-1.29%	\$ 9,801.24	\$ 9,751.38	-0.51%
MGS-S Customer 5800	\$ 2,088.43	-2.87%	\$ 4,909.75	\$ 4,848.14	-1.25%	\$ 19,755.57	\$ 19,693.96	-0.31%
MGS-S Customer 5801	\$ 5,498.60	-3.50%	\$ 15,439.92	\$ 15,240.39	-1.29%	\$ 40,909.29	\$ 40,709.76	-0.49%
MGS-S Customer 5802	\$ 1,362.29	-2.67%	\$ 2,854.49	\$ 2,817.17	-1.31%	\$ 5,697.37	\$ 5,660.05	-0.66%
MGS-S Customer 5803	\$ 1,662.64	-2.90%	\$ 3,855.70	\$ 3,805.99	-1.29%	\$ 10,673.24	\$ 10,623.53	-0.47%
MGS-S Customer 5804	\$ 1,986.83	-2.81%	\$ 4,383.90	\$ 4,326.37	-1.31%	\$ 8,433.40	\$ 8,375.87	-0.68%
MGS-S Customer 5805	\$ 3,281.80	-3.24%	\$ 8,557.34	\$ 8,447.47	-1.28%	\$ 25,285.08	\$ 25,175.21	-0.43%
MGS-S Customer 5806	\$ 2,514.76	-3.04%	\$ 6,187.61	\$ 6,108.76	-1.27%	\$ 20,462.00	\$ 20,383.15	-0.39%
MGS-S Customer 5807	\$ 2,776.39	-3.12%	\$ 6,755.88	\$ 6,666.46	-1.32%	\$ 10,147.23	\$ 10,057.81	-0.88%
MGS-S Customer 5808	\$ 2,722.28	-3.10%	\$ 6,763.23	\$ 6,676.02	-1.29%	\$ 18,587.23	\$ 18,500.02	-0.47%
MGS-S Customer 5809	\$ 2,116.61	-3.11%	\$ 5,391.90	\$ 5,323.90	-1.26%	\$ 20,370.84	\$ 20,302.84	-0.33%
MGS-S Customer 5810	\$ 1,612.97	-2.85%	\$ 3,645.42	\$ 3,598.09	-1.30%	\$ 8,416.39	\$ 8,369.06	-0.56%
MGS-S Customer 5811	\$ 1,930.55	-2.78%	\$ 4,328.32	\$ 4,273.03	-1.28%	\$ 13,913.90	\$ 13,858.61	-0.40%
MGS-S Customer 5812	\$ 2,877.83	-3.15%	\$ 7,332.96	\$ 7,239.40	-1.28%	\$ 23,860.06	\$ 23,766.50	-0.39%
MGS-S Customer 5813	\$ 3,676.49	-3.31%	\$ 9,757.90	\$ 9,631.98	-1.29%	\$ 26,623.22	\$ 26,497.30	-0.47%
MGS-S Customer 5814	\$ 3,816.30	-3.33%	\$ 10,395.01	\$ 10,263.37	-1.27%	\$ 37,624.04	\$ 37,492.40	-0.35%
MGS-S Customer 5815	\$ 3,361.16	-3.26%	\$ 8,777.18	\$ 8,664.09	-1.29%	\$ 24,483.18	\$ 24,370.09	-0.46%
MGS-S Customer 5816	\$ 2,247.40	-2.94%	\$ 5,314.00	\$ 5,245.83	-1.28%	\$ 16,073.07	\$ 16,004.90	-0.42%
MGS-S Customer 5817	\$ 5,597.58	-3.51%	\$ 16,152.21	\$ 15,948.61	-1.26%	\$ 61,711.42	\$ 61,507.82	-0.33%
MGS-S Customer 5818	\$ 1,453.94	-2.76%	\$ 3,188.88	\$ 3,147.55	-1.30%	\$ 8,090.11	\$ 8,048.78	-0.51%
MGS-S Customer 5819	\$ 7,755.38	-3.65%	\$ 22,803.17	\$ 22,509.55	-1.29%	\$ 80,666.29	\$ 80,372.67	-0.36%
MGS-S Customer 5820	\$ 1,603.86	-2.55%	\$ 3,254.10	\$ 3,212.07	-1.29%	\$ 8,715.90	\$ 8,673.87	-0.48%
MGS-S Customer 5821	\$ 2,486.26	-3.03%	\$ 6,192.11	\$ 6,114.42	-1.25%	\$ 24,917.87	\$ 24,840.18	-0.31%
MGS-S Customer 5822	\$ 2,773.85	-3.30%	\$ 7,362.25	\$ 7,267.55	-1.29%	\$ 21,207.46	\$ 21,112.76	-0.45%
MGS-S Customer 5823	\$ 2,446.22	-3.02%	\$ 5,840.26	\$ 5,764.17	-1.30%	\$ 13,217.12	\$ 13,141.03	-0.58%
MGS-S Customer 5824	\$ 2,139.33	-2.88%	\$ 4,839.15	\$ 4,775.61	-1.31%	\$ 8,963.73	\$ 8,900.19	-0.71%
MGS-S Customer 5825	\$ 1,650.71	-2.90%	\$ 3,819.21	\$ 3,769.95	-1.29%	\$ 10,519.63	\$ 10,470.37	-0.47%
MGS-S Customer 5826	\$ 7,528.63	-3.61%	\$ 22,399.51	\$ 22,117.80	-1.26%	\$ 87,927.44	\$ 87,645.73	-0.32%
MGS-S Customer 5827	\$ 2,913.70	-3.16%	\$ 7,478.17	\$ 7,383.20	-1.27%	\$ 25,902.61	\$ 25,807.64	-0.37%
MGS-S Customer 5828	\$ 2,078.63	-3.10%	\$ 5,074.51	\$ 5,007.96	-1.31%	\$ 9,921.57	\$ 9,855.02	-0.67%
MGS-S Customer 5829	\$ 3,746.75	-3.53%	\$ 9,600.45	\$ 9,463.22	-1.43%	\$ 33,127.34	\$ 32,990.11	-0.41%
MGS-S Customer 5830	\$ 2,741.96	-3.11%	\$ 6,867.71	\$ 6,779.59	-1.28%	\$ 20,602.20	\$ 20,514.08	-0.43%
MGS-S Customer 5831	\$ 7,209.63	-3.59%	\$ 21,189.80	\$ 20,921.33	-1.27%	\$ 75,533.60	\$ 75,265.13	-0.36%
MGS-S Customer 5832	\$ 3,292.17	-3.36%	\$ 8,348.51	\$ 8,234.21	-1.37%	\$ 24,459.69	\$ 24,345.39	-0.47%
MGS-S Customer 5833	\$ 3,727.00	-3.32%	\$ 10,153.80	\$ 10,025.83	-1.26%	\$ 38,916.36	\$ 38,788.39	-0.33%
MGS-S Customer 5834	\$ 1,052.60	-2.33%	\$ 1,967.81	\$ 1,942.72	-1.28%	\$ 6,526.70	\$ 6,501.61	-0.38%
MGS-S Customer 5835	\$ 3,693.07	-3.31%	\$ 9,719.29	\$ 9,592.68	-1.30%	\$ 22,199.17	\$ 22,072.56	-0.57%
MGS-S Customer 5836	\$ 1,610.49	-2.85%	\$ 3,621.61	\$ 3,574.34	-1.31%	\$ 7,516.97	\$ 7,469.70	-0.63%
MGS-S Customer 5837	\$ 5,143.95	-3.48%	\$ 14,614.90	\$ 14,429.67	-1.27%	\$ 52,131.89	\$ 51,946.66	-0.36%

Customer	Distribution 8/25 Prices	Distribution % Difference	Delivery 1/25 Prices	Delivery 8/25 Prices	Delivery % Difference	Bundled 1/25 Prices	Bundled 8/25 Prices	Bundled % Difference
MGS-S Customer 5838	\$ 2,217.97	-3.15%	\$ 5,591.08	\$ 5,519.06	-1.29%	\$ 15,509.17	\$ 15,437.15	-0.46%
MGS-S Customer 5839	\$ 2,233.69	-3.14%	\$ 5,554.89	\$ 5,482.53	-1.30%	\$ 12,094.31	\$ 12,021.95	-0.60%
MGS-S Customer 5840	\$ 2,182.99	-2.91%	\$ 5,084.49	\$ 5,019.03	-1.29%	\$ 14,411.83	\$ 14,346.37	-0.45%
MGS-S Customer 5841	\$ 2,285.40	-2.96%	\$ 5,422.96	\$ 5,353.32	-1.28%	\$ 16,033.60	\$ 15,963.96	-0.43%
MGS-S Customer 5842	\$ 2,166.68	-2.90%	\$ 4,996.49	\$ 4,931.73	-1.30%	\$ 12,515.04	\$ 12,450.28	-0.52%
MGS-S Customer 5843	\$ 1,925.37	-3.04%	\$ 4,703.96	\$ 4,643.65	-1.28%	\$ 14,201.44	\$ 14,141.13	-0.42%
MGS-S Customer 5844	\$ 5,522.87	-3.57%	\$ 15,627.10	\$ 15,422.58	-1.31%	\$ 59,824.29	\$ 59,619.77	-0.34%
MGS-S Customer 5845	\$ 1,543.42	-2.83%	\$ 3,474.99	\$ 3,430.11	-1.29%	\$ 9,313.18	\$ 9,268.30	-0.48%
MGS-S Customer 5846	\$ 2,139.59	-3.13%	\$ 5,307.43	\$ 5,238.32	-1.30%	\$ 12,319.22	\$ 12,250.11	-0.56%
MGS-S Customer 5847	\$ 3,060.18	-3.19%	\$ 7,909.43	\$ 7,808.58	-1.28%	\$ 25,878.53	\$ 25,777.68	-0.39%
MGS-S Customer 5848	\$ 2,617.00	-3.08%	\$ 6,481.56	\$ 6,398.48	-1.28%	\$ 19,777.28	\$ 19,694.20	-0.42%
MGS-S Customer 5849	\$ 1,568.81	-2.53%	\$ 3,181.39	\$ 3,140.69	-1.28%	\$ 10,042.81	\$ 10,002.11	-0.41%
MGS-S Customer 5850	\$ 2,094.93	-2.86%	\$ 4,719.56	\$ 4,657.80	-1.31%	\$ 9,532.69	\$ 9,470.93	-0.65%
MGS-S Customer 5851	\$ 3,638.74	-3.30%	\$ 9,942.62	\$ 9,818.27	-1.25%	\$ 41,566.23	\$ 41,441.88	-0.30%
MGS-S Customer 5852	\$ 1,629.81	-2.57%	\$ 3,354.85	\$ 3,311.82	-1.28%	\$ 10,015.28	\$ 9,972.25	-0.43%
MGS-S Customer 5853	\$ 3,173.49	-3.22%	\$ 8,246.63	\$ 8,141.07	-1.28%	\$ 25,650.24	\$ 25,544.68	-0.41%
MGS-S Customer 5854	\$ 2,026.17	-3.08%	\$ 4,986.16	\$ 4,921.82	-1.29%	\$ 13,504.52	\$ 13,440.18	-0.48%
MGS-S Customer 5855	\$ 2,165.65	-2.90%	\$ 5,034.97	\$ 4,970.27	-1.29%	\$ 14,629.69	\$ 14,564.99	-0.44%
MGS-S Customer 5856	\$ 2,985.00	-3.28%	\$ 7,363.26	\$ 7,261.91	-1.38%	\$ 19,498.06	\$ 19,396.71	-0.52%
MGS-S Customer 5857	\$ 13,968.28	-3.74%	\$ 44,352.71	\$ 43,810.28	-1.22%	\$ 230,721.32	\$ 230,178.89	-0.24%
MGS-S Customer 5858	\$ 2,003.75	-2.82%	\$ 4,455.97	\$ 4,397.79	-1.31%	\$ 9,586.07	\$ 9,527.89	-0.61%
MGS-S Customer 5859	\$ 4,028.01	-3.36%	\$ 10,968.06	\$ 10,828.03	-1.28%	\$ 35,317.30	\$ 35,177.27	-0.40%
MGS-S Customer 5860	\$ 1,276.51	-2.20%	\$ 2,218.18	\$ 2,189.47	-1.29%	\$ 5,609.53	\$ 5,580.82	-0.51%
MGS-S Customer 5861	\$ 4,570.22	-3.42%	\$ 12,711.67	\$ 12,549.60	-1.27%	\$ 41,862.62	\$ 41,700.55	-0.39%
MGS-S Customer 5862	\$ 2,153.07	-2.89%	\$ 4,950.85	\$ 4,886.73	-1.30%	\$ 12,460.83	\$ 12,396.71	-0.51%
MGS-S Customer 5863	\$ 5,245.85	-3.48%	\$ 14,823.62	\$ 14,634.29	-1.28%	\$ 47,530.45	\$ 47,341.12	-0.40%
MGS-S Customer 5864	\$ 7,412.00	-3.60%	\$ 21,588.51	\$ 21,311.69	-1.28%	\$ 65,072.69	\$ 64,795.87	-0.43%
MGS-S Customer 5865	\$ 4,096.95	-3.37%	\$ 11,196.53	\$ 11,053.58	-1.28%	\$ 36,179.14	\$ 36,036.19	-0.40%
MGS-S Customer 5866	\$ 19,182.30	-3.82%	\$ 59,334.81	\$ 58,573.59	-1.28%	\$ 235,885.89	\$ 235,124.67	-0.32%
MGS-S Customer 5867	\$ 2,199.96	-3.15%	\$ 5,706.51	\$ 5,635.08	-1.25%	\$ 23,608.31	\$ 23,536.88	-0.30%
MGS-S Customer 5868	\$ 5,013.08	-3.47%	\$ 14,301.07	\$ 14,121.12	-1.26%	\$ 55,801.63	\$ 55,621.68	-0.32%
MGS-S Customer 5869	\$ 4,108.77	-3.50%	\$ 10,525.69	\$ 10,376.88	-1.41%	\$ 18,076.23	\$ 17,927.42	-0.82%
MGS-S Customer 5870	\$ 2,593.20	-3.26%	\$ 6,677.57	\$ 6,590.29	-1.31%	\$ 14,022.44	\$ 13,935.16	-0.62%
MGS-S Customer 5871	\$ 1,576.15	-2.85%	\$ 3,596.90	\$ 3,550.73	-1.28%	\$ 10,643.88	\$ 10,597.71	-0.43%
MGS-S Customer 5872	\$ 7,274.78	-3.60%	\$ 21,724.99	\$ 21,453.53	-1.25%	\$ 91,773.19	\$ 91,501.73	-0.30%
MGS-S Customer 5873	\$ 1,448.99	-2.75%	\$ 3,159.71	\$ 3,118.75	-1.30%	\$ 7,806.01	\$ 7,765.05	-0.52%
MGS-S Customer 5874	\$ 3,272.74	-3.24%	\$ 8,633.29	\$ 8,523.82	-1.27%	\$ 30,512.50	\$ 30,403.03	-0.36%
MGS-S Customer 5875	\$ 2,633.83	-3.09%	\$ 6,349.37	\$ 6,265.51	-1.32%	\$ 10,444.58	\$ 10,360.72	-0.80%
MGS-S Customer 5876	\$ 3,142.75	-3.21%	\$ 8,100.97	\$ 7,996.83	-1.29%	\$ 23,349.00	\$ 23,244.86	-0.45%
MGS-S Customer 5877	\$ 11,820.49	-3.72%	\$ 35,394.41	\$ 34,938.24	-1.29%	\$ 99,537.46	\$ 99,081.29	-0.46%

Internal Use

Customer	Distribution 8/25 Prices	Distribution % Difference	Delivery 1/25 Prices	Delivery 8/25 Prices	Delivery % Difference	Bundled 1/25 Prices	Bundled 8/25 Prices	Bundled % Difference
MGS-S Customer 5878	\$ 4,134.00	-3.38%	\$ 11,126.79	\$ 10,982.17	-1.30%	\$ 26,794.62	\$ 26,650.00	-0.54%
MGS-S Customer 5879	\$ 2,208.64	-2.92%	\$ 5,158.66	\$ 5,092.15	-1.29%	\$ 14,263.19	\$ 14,196.68	-0.47%
MGS-S Customer 5880	\$ 3,678.42	-3.31%	\$ 9,597.74	\$ 9,471.74	-1.31%	\$ 18,321.54	\$ 18,195.54	-0.69%
MGS-S Customer 5881	\$ 4,496.06	-3.42%	\$ 12,400.72	\$ 12,241.57	-1.28%	\$ 37,136.52	\$ 36,977.37	-0.43%
MGS-S Customer 5882	\$ 2,401.41	-3.00%	\$ 5,816.43	\$ 5,742.21	-1.28%	\$ 18,796.78	\$ 18,722.56	-0.39%
MGS-S Customer 5883	\$ 5,713.49	-3.52%	\$ 16,459.25	\$ 16,251.09	-1.26%	\$ 60,217.66	\$ 60,009.50	-0.35%
MGS-S Customer 5884	\$ 2,211.71	-2.92%	\$ 5,199.83	\$ 5,133.24	-1.28%	\$ 15,986.32	\$ 15,919.73	-0.42%
MGS-S Customer 5885	\$ 3,455.94	-3.26%	\$ 8,797.52	\$ 8,681.01	-1.32%	\$ 12,482.52	\$ 12,366.01	-0.93%
MGS-S Customer 5886	\$ 1,466.42	-2.43%	\$ 2,788.80	\$ 2,752.22	-1.31%	\$ 5,547.92	\$ 5,511.34	-0.66%
MGS-S Customer 5887	\$ 4,580.76	-3.52%	\$ 12,290.00	\$ 12,122.89	-1.36%	\$ 32,811.75	\$ 32,644.64	-0.51%
MGS-S Customer 5888	\$ 2,924.78	-3.16%	\$ 7,624.31	\$ 7,528.85	-1.25%	\$ 31,484.62	\$ 31,389.16	-0.30%
MGS-S Customer 5889	\$ 3,958.19	-3.35%	\$ 10,631.40	\$ 10,494.00	-1.29%	\$ 28,355.98	\$ 28,218.58	-0.48%
MGS-S Customer 5890	\$ 2,328.32	-2.97%	\$ 5,592.71	\$ 5,521.45	-1.27%	\$ 18,474.00	\$ 18,402.74	-0.39%
MGS-S Customer 5891	\$ 3,423.45	-3.27%	\$ 9,014.34	\$ 8,898.77	-1.28%	\$ 27,223.40	\$ 27,107.83	-0.42%
MGS-S Customer 5892	\$ 14,068.27	-3.75%	\$ 43,399.64	\$ 42,852.00	-1.26%	\$ 165,350.97	\$ 164,803.33	-0.33%
MGS-S Customer 5893	\$ 2,215.98	-2.93%	\$ 5,198.96	\$ 5,132.06	-1.29%	\$ 14,970.79	\$ 14,903.89	-0.45%
MGS-S Customer 5894	\$ 1,393.92	-2.69%	\$ 2,896.42	\$ 2,857.89	-1.33%	\$ 3,297.03	\$ 3,258.50	-1.17%
MGS-S Customer 5895	\$ 2,934.10	-3.16%	\$ 7,564.66	\$ 7,468.85	-1.27%	\$ 27,188.53	\$ 27,092.72	-0.35%
MGS-S Customer 5896	\$ 2,435.69	-3.01%	\$ 5,866.84	\$ 5,791.26	-1.29%	\$ 16,314.65	\$ 16,239.07	-0.46%
MGS-S Customer 5897	\$ 9,424.80	-3.79%	\$ 27,467.30	\$ 27,096.44	-1.35%	\$ 98,402.18	\$ 98,031.32	-0.38%
MGS-S Customer 5898	\$ 3,375.94	-3.26%	\$ 8,850.53	\$ 8,736.87	-1.28%	\$ 26,062.07	\$ 25,948.41	-0.44%
MGS-S Customer 5899	\$ 2,341.53	-3.19%	\$ 6,006.49	\$ 5,929.38	-1.28%	\$ 17,748.22	\$ 17,671.11	-0.43%
MGS-S Customer 5900	\$ 1,284.59	-3.24%	\$ 7,065.53	\$ 7,022.45	-0.61%	\$ 288,330.69	\$ 288,287.61	-0.01%
MGS-S Customer 5901	\$ 3,097.24	-3.20%	\$ 8,087.51	\$ 7,985.07	-1.27%	\$ 29,069.18	\$ 28,966.74	-0.35%
MGS-S Customer 5902	\$ 2,246.07	-2.94%	\$ 5,200.38	\$ 5,132.43	-1.31%	\$ 10,991.03	\$ 10,923.08	-0.62%
MGS-S Customer 5903	\$ 14,797.68	-3.74%	\$ 44,599.90	\$ 44,024.21	-1.29%	\$ 120,822.91	\$ 120,247.22	-0.48%
MGS-S Customer 5904	\$ 2,179.84	-2.91%	\$ 5,009.19	\$ 4,943.85	-1.30%	\$ 11,083.45	\$ 11,018.11	-0.59%
MGS-S Customer 5905	\$ 2,653.51	-3.09%	\$ 6,525.06	\$ 6,440.48	-1.30%	\$ 16,475.14	\$ 16,390.56	-0.51%
MGS-S Customer 5906	\$ 2,017.57	-3.08%	\$ 4,886.06	\$ 4,821.96	-1.31%	\$ 9,511.45	\$ 9,447.35	-0.67%
MGS-S Customer 5907	\$ 2,948.64	-3.17%	\$ 7,430.21	\$ 7,333.79	-1.30%	\$ 18,225.84	\$ 18,129.42	-0.53%
MGS-S Customer 5908	\$ 2,150.93	-2.90%	\$ 4,961.23	\$ 4,897.09	-1.29%	\$ 13,053.27	\$ 12,989.13	-0.49%
MGS-S Customer 5909	\$ 3,637.96	-3.31%	\$ 9,718.58	\$ 9,594.13	-1.28%	\$ 30,130.64	\$ 30,006.19	-0.41%
MGS-S Customer 5910	\$ 1,910.74	-3.03%	\$ 4,627.95	\$ 4,568.25	-1.29%	\$ 12,626.06	\$ 12,566.36	-0.47%
MGS-S Customer 5911	\$ 1,769.06	-2.96%	\$ 4,158.66	\$ 4,104.73	-1.30%	\$ 10,229.26	\$ 10,175.33	-0.53%
MGS-S Customer 5912	\$ 1,970.44	-3.06%	\$ 4,747.69	\$ 4,685.59	-1.31%	\$ 9,800.32	\$ 9,738.22	-0.63%
MGS-S Customer 5913	\$ 3,457.10	-3.41%	\$ 9,762.50	\$ 9,640.32	-1.25%	\$ 40,376.02	\$ 40,253.84	-0.30%
MGS-S Customer 5914	\$ 6,805.66	-3.60%	\$ 19,605.63	\$ 19,351.46	-1.30%	\$ 61,188.46	\$ 60,934.29	-0.42%
MGS-S Customer 5915	\$ 5,801.72	-3.53%	\$ 16,169.39	\$ 15,956.92	-1.31%	\$ 32,659.92	\$ 32,447.45	-0.65%
MGS-S Customer 5916	\$ 2,560.81	-3.06%	\$ 6,298.70	\$ 6,217.95	-1.28%	\$ 19,114.51	\$ 19,033.76	-0.42%
MGS-S Customer 5917	\$ 1,742.77	-2.95%	\$ 4,168.82	\$ 4,115.93	-1.27%	\$ 14,591.72	\$ 14,538.83	-0.36%

Customer	Distribution 8/25 Prices	Distribution % Difference	Delivery 1/25 Prices	Delivery 8/25 Prices	Delivery % Difference	Bundled 1/25 Prices	Bundled 8/25 Prices	Bundled % Difference
MGS-S Customer 5918	\$ 3,410.68	-3.26%	\$ 9,087.01	\$ 8,971.95	-1.27%	\$ 32,735.59	\$ 32,620.53	-0.35%
MGS-S Customer 5919	\$ 2,371.61	-2.99%	\$ 5,699.22	\$ 5,626.01	-1.28%	\$ 16,888.38	\$ 16,815.17	-0.43%
MGS-S Customer 5920	\$ 2,465.63	-3.02%	\$ 5,886.39	\$ 5,809.69	-1.30%	\$ 13,089.57	\$ 13,012.87	-0.59%
MGS-S Customer 5921	\$ 1,794.15	-2.97%	\$ 4,193.78	\$ 4,138.79	-1.31%	\$ 8,170.16	\$ 8,115.17	-0.67%
MGS-S Customer 5922	\$ 9,142.05	-3.66%	\$ 27,463.23	\$ 27,116.12	-1.26%	\$ 101,670.63	\$ 101,323.52	-0.34%
MGS-S Customer 5923	\$ 1,791.28	-2.97%	\$ 4,306.86	\$ 4,251.96	-1.27%	\$ 14,182.90	\$ 14,128.00	-0.39%
MGS-S Customer 5924	\$ 4,425.80	-3.42%	\$ 12,030.59	\$ 11,873.91	-1.30%	\$ 28,105.20	\$ 27,948.52	-0.56%
MGS-S Customer 5925	\$ 1,552.80	-2.50%	\$ 3,094.16	\$ 3,054.26	-1.29%	\$ 8,447.64	\$ 8,407.74	-0.47%
MGS-S Customer 5926	\$ 16,823.85	-3.77%	\$ 50,836.93	\$ 50,178.62	-1.29%	\$ 130,775.79	\$ 130,117.48	-0.50%
MGS-S Customer 5927	\$ 1,614.92	-2.56%	\$ 3,314.15	\$ 3,271.73	-1.28%	\$ 10,203.45	\$ 10,161.03	-0.42%
MGS-S Customer 5928	\$ 6,273.61	-3.55%	\$ 18,522.83	\$ 18,292.02	-1.25%	\$ 80,380.61	\$ 80,149.80	-0.29%
MGS-S Customer 5929	\$ 4,055.96	-3.36%	\$ 11,162.50	\$ 11,021.44	-1.26%	\$ 41,138.09	\$ 40,997.03	-0.34%
MGS-S Customer 5930	\$ 1,124.47	-2.42%	\$ 2,154.06	\$ 2,126.17	-1.29%	\$ 5,447.02	\$ 5,419.13	-0.51%
MGS-S Customer 5931	\$ 2,332.85	-2.97%	\$ 5,529.20	\$ 5,457.81	-1.29%	\$ 14,745.71	\$ 14,674.32	-0.48%
MGS-S Customer 5932	\$ 6,836.22	-3.58%	\$ 20,681.43	\$ 20,427.63	-1.23%	\$ 104,411.22	\$ 104,157.42	-0.24%
MGS-S Customer 5933	\$ 2,530.72	-3.05%	\$ 6,262.70	\$ 6,183.14	-1.27%	\$ 21,694.58	\$ 21,615.02	-0.37%
MGS-S Customer 5934	\$ 1,383.40	-2.34%	\$ 2,554.79	\$ 2,521.59	-1.30%	\$ 6,202.09	\$ 6,168.89	-0.54%
MGS-S Customer 5935	\$ 1,668.23	-2.60%	\$ 3,438.27	\$ 3,393.82	-1.29%	\$ 8,837.23	\$ 8,792.78	-0.50%
MGS-S Customer 5936	\$ 2,416.74	-3.00%	\$ 5,791.81	\$ 5,716.97	-1.29%	\$ 15,293.98	\$ 15,219.14	-0.49%
MGS-S Customer 5937	\$ 2,131.38	-3.12%	\$ 5,308.86	\$ 5,240.16	-1.29%	\$ 13,777.85	\$ 13,709.15	-0.50%
MGS-S Customer 5938	\$ 1,985.81	-3.04%	\$ 4,803.09	\$ 4,740.80	-1.30%	\$ 11,343.54	\$ 11,281.25	-0.55%
MGS-S Customer 5939	\$ 1,768.63	-2.94%	\$ 4,126.37	\$ 4,072.72	-1.30%	\$ 9,345.93	\$ 9,292.28	-0.57%
MGS-S Customer 5940	\$ 1,572.16	-2.83%	\$ 3,498.08	\$ 3,452.34	-1.31%	\$ 6,962.55	\$ 6,916.81	-0.66%
MGS-S Customer 5941	\$ 6,605.79	-3.57%	\$ 19,327.55	\$ 19,083.17	-1.26%	\$ 71,077.56	\$ 70,833.18	-0.34%
MGS-S Customer 5942	\$ 1,429.87	-2.73%	\$ 3,080.91	\$ 3,040.83	-1.30%	\$ 6,945.54	\$ 6,905.46	-0.58%
MGS-S Customer 5943	\$ 2,079.86	-2.86%	\$ 4,725.17	\$ 4,663.94	-1.30%	\$ 11,855.22	\$ 11,793.99	-0.52%
MGS-S Customer 5944	\$ 3,262.55	-3.23%	\$ 8,457.38	\$ 8,348.37	-1.29%	\$ 23,366.50	\$ 23,257.49	-0.47%
MGS-S Customer 5945	\$ 2,902.79	-3.15%	\$ 7,395.22	\$ 7,300.70	-1.28%	\$ 23,401.27	\$ 23,306.75	-0.40%
MGS-S Customer 5946	\$ 18,765.16	-3.85%	\$ 56,446.02	\$ 55,694.91	-1.33%	\$ 169,448.22	\$ 168,697.11	-0.44%
MGS-S Customer 5947	\$ 4,828.96	-3.45%	\$ 13,289.18	\$ 13,116.72	-1.30%	\$ 32,595.17	\$ 32,422.71	-0.53%
MGS-S Customer 5948	\$ 1,884.12	-3.02%	\$ 4,546.86	\$ 4,488.21	-1.29%	\$ 12,435.62	\$ 12,376.97	-0.47%
MGS-S Customer 5949	\$ 1,384.27	-2.70%	\$ 3,025.20	\$ 2,986.75	-1.27%	\$ 10,386.75	\$ 10,348.30	-0.37%
MGS-S Customer 5950	\$ 3,047.21	-3.19%	\$ 7,793.26	\$ 7,692.96	-1.29%	\$ 22,053.37	\$ 21,953.07	-0.45%
MGS-S Customer 5951	\$ 5,096.87	-3.47%	\$ 14,409.81	\$ 14,226.37	-1.27%	\$ 48,560.93	\$ 48,377.49	-0.38%
MGS-S Customer 5952	\$ 1,610.06	-2.56%	\$ 3,356.02	\$ 3,313.76	-1.26%	\$ 12,937.94	\$ 12,895.68	-0.33%
MGS-S Customer 5953	\$ 2,309.14	-2.96%	\$ 5,484.12	\$ 5,413.67	-1.28%	\$ 15,950.67	\$ 15,880.22	-0.44%
MGS-S Customer 5954	\$ 3,442.58	-3.27%	\$ 9,013.72	\$ 8,897.39	-1.29%	\$ 24,384.35	\$ 24,268.02	-0.48%
MGS-S Customer 5955	\$ 2,160.30	-2.90%	\$ 4,997.26	\$ 4,932.73	-1.29%	\$ 13,443.63	\$ 13,379.10	-0.48%
MGS-S Customer 5956	\$ 13,758.70	-3.73%	\$ 42,606.30	\$ 42,072.90	-1.25%	\$ 175,773.75	\$ 175,240.35	-0.30%
MGS-S Customer 5957	\$ 2,833.76	-3.31%	\$ 7,731.22	\$ 7,634.12	-1.26%	\$ 30,857.96	\$ 30,760.86	-0.31%

Customer	Distribution 8/25 Prices	Distribution % Difference	Delivery 1/25 Prices	Delivery 8/25 Prices	Delivery % Difference	Bundled 1/25 Prices	Bundled 8/25 Prices	Bundled % Difference
MGS-S Customer 5958	\$ 2,053.78	-3.09%	\$ 5,037.22	\$ 4,971.82	-1.30%	\$ 12,108.31	\$ 12,042.91	-0.54%
MGS-S Customer 5959	\$ 1,138.11	-2.44%	\$ 2,205.73	\$ 2,177.32	-1.29%	\$ 6,100.52	\$ 6,072.11	-0.47%
MGS-S Customer 5960	\$ 2,058.67	-3.09%	\$ 5,112.80	\$ 5,047.06	-1.29%	\$ 14,804.30	\$ 14,738.56	-0.44%
MGS-S Customer 5961	\$ 2,350.48	-2.98%	\$ 5,674.49	\$ 5,602.24	-1.27%	\$ 19,057.05	\$ 18,984.80	-0.38%
MGS-S Customer 5962	\$ 1,965.23	-2.80%	\$ 4,369.21	\$ 4,312.60	-1.30%	\$ 11,023.93	\$ 10,967.32	-0.51%
MGS-S Customer 5963	\$ 3,606.53	-3.30%	\$ 9,712.88	\$ 9,589.89	-1.27%	\$ 34,992.57	\$ 34,869.58	-0.35%
MGS-S Customer 5964	\$ 2,323.95	-2.97%	\$ 5,500.54	\$ 5,429.50	-1.29%	\$ 14,613.98	\$ 14,542.94	-0.49%
MGS-S Customer 5965	\$ 4,143.52	-3.37%	\$ 11,349.55	\$ 11,205.02	-1.27%	\$ 37,675.90	\$ 37,531.37	-0.38%
MGS-S Customer 5966	\$ 2,203.77	-2.92%	\$ 5,104.03	\$ 5,037.73	-1.30%	\$ 12,284.36	\$ 12,218.06	-0.54%
MGS-S Customer 5967	\$ 1,649.93	-2.90%	\$ 3,743.17	\$ 3,693.94	-1.32%	\$ 6,831.72	\$ 6,782.49	-0.72%
MGS-S Customer 5968	\$ 2,374.74	-3.20%	\$ 6,121.63	\$ 6,043.17	-1.28%	\$ 18,566.54	\$ 18,488.08	-0.42%
MGS-S Customer 5969	\$ 1,386.46	-2.34%	\$ 2,610.86	\$ 2,577.61	-1.27%	\$ 8,712.54	\$ 8,679.29	-0.38%
MGS-S Customer 5970	\$ 1,943.13	-2.79%	\$ 4,430.21	\$ 4,374.48	-1.26%	\$ 17,296.41	\$ 17,240.68	-0.32%
MGS-S Customer 5971	\$ 2,445.51	-3.02%	\$ 5,908.04	\$ 5,831.86	-1.29%	\$ 16,410.58	\$ 16,334.40	-0.46%
MGS-S Customer 5972	\$ 2,214.55	-2.93%	\$ 5,194.04	\$ 5,127.28	-1.29%	\$ 15,134.98	\$ 15,068.22	-0.44%
MGS-S Customer 5973	\$ 3,344.72	-3.25%	\$ 8,941.52	\$ 8,829.04	-1.26%	\$ 35,003.01	\$ 34,890.53	-0.32%
MGS-S Customer 5974	\$ 2,680.89	-3.28%	\$ 7,118.95	\$ 7,028.02	-1.28%	\$ 22,872.48	\$ 22,781.55	-0.40%
MGS-S Customer 5975	\$ 4,153.09	-3.38%	\$ 11,279.47	\$ 11,134.28	-1.29%	\$ 32,093.74	\$ 31,948.55	-0.45%
MGS-S Customer 5976	\$ 3,081.60	-3.19%	\$ 7,918.57	\$ 7,816.91	-1.28%	\$ 23,287.03	\$ 23,185.37	-0.44%
MGS-S Customer 5977	\$ 3,602.28	-3.30%	\$ 9,491.45	\$ 9,368.68	-1.29%	\$ 24,661.09	\$ 24,538.32	-0.50%
MGS-S Customer 5978	\$ 2,820.39	-3.31%	\$ 7,577.28	\$ 7,480.73	-1.27%	\$ 25,158.00	\$ 25,061.45	-0.38%
MGS-S Customer 5979	\$ 3,681.65	-3.31%	\$ 9,825.08	\$ 9,699.09	-1.28%	\$ 29,565.27	\$ 29,439.28	-0.43%
MGS-S Customer 5980	\$ 2,731.63	-3.11%	\$ 6,750.20	\$ 6,662.51	-1.30%	\$ 16,302.64	\$ 16,214.95	-0.54%
MGS-S Customer 5981	\$ 1,598.73	-2.87%	\$ 3,639.68	\$ 3,592.52	-1.30%	\$ 9,255.17	\$ 9,208.01	-0.51%
MGS-S Customer 5982	\$ 2,212.40	-2.92%	\$ 5,127.00	\$ 5,060.38	-1.30%	\$ 12,232.71	\$ 12,166.09	-0.54%
MGS-S Customer 5983	\$ 2,517.13	-3.04%	\$ 6,003.88	\$ 5,924.90	-1.32%	\$ 10,831.29	\$ 10,752.31	-0.73%
MGS-S Customer 5984	\$ 1,844.45	-2.73%	\$ 3,960.58	\$ 3,908.72	-1.31%	\$ 8,148.91	\$ 8,097.05	-0.64%
MGS-S Customer 5985	\$ 1,802.95	-2.70%	\$ 3,886.60	\$ 3,836.53	-1.29%	\$ 10,871.88	\$ 10,821.81	-0.46%
MGS-S Customer 5986	\$ 2,398.01	-3.21%	\$ 6,046.63	\$ 5,967.14	-1.31%	\$ 11,145.07	\$ 11,065.58	-0.71%
MGS-S Customer 5987	\$ 2,302.31	-3.18%	\$ 5,867.73	\$ 5,792.20	-1.29%	\$ 16,603.94	\$ 16,528.41	-0.45%
MGS-S Customer 5988	\$ 5,766.95	-3.52%	\$ 16,410.80	\$ 16,200.40	-1.28%	\$ 49,661.53	\$ 49,451.13	-0.42%
MGS-S Customer 5989	\$ 4,518.94	-3.42%	\$ 12,438.98	\$ 12,279.18	-1.28%	\$ 36,331.51	\$ 36,171.71	-0.44%
MGS-S Customer 5990	\$ 5,390.87	-3.58%	\$ 14,799.96	\$ 14,599.92	-1.35%	\$ 38,713.06	\$ 38,513.02	-0.52%
MGS-S Customer 5991	\$ 5,551.67	-3.51%	\$ 15,861.34	\$ 15,659.67	-1.27%	\$ 54,162.52	\$ 53,960.85	-0.37%
MGS-S Customer 5992	\$ 1,940.02	-3.04%	\$ 4,777.51	\$ 4,716.69	-1.27%	\$ 15,925.76	\$ 15,864.94	-0.38%
MGS-S Customer 5993	\$ 1,470.62	-2.77%	\$ 3,219.11	\$ 3,177.27	-1.30%	\$ 7,522.85	\$ 7,481.01	-0.56%
MGS-S Customer 5994	\$ 7,377.70	-3.60%	\$ 21,529.25	\$ 21,253.57	-1.28%	\$ 66,571.99	\$ 66,296.31	-0.41%
MGS-S Customer 5995	\$ 1,498.54	-2.79%	\$ 3,356.23	\$ 3,313.16	-1.28%	\$ 10,019.52	\$ 9,976.45	-0.43%
MGS-S Customer 5996	\$ 4,507.80	-3.42%	\$ 12,213.71	\$ 12,054.15	-1.31%	\$ 26,176.73	\$ 26,017.17	-0.61%
MGS-S Customer 5997	\$ 2,932.36	-3.16%	\$ 7,509.85	\$ 7,414.08	-1.28%	\$ 24,640.49	\$ 24,544.72	-0.39%

Internal Use

Customer	Distribution 8/25 Prices	Distribution % Difference	Delivery 1/25 Prices	Delivery 8/25 Prices	Delivery % Difference	Bundled 1/25 Prices	Bundled 8/25 Prices	Bundled % Difference
MGS-S Customer 5998	\$ 4,341.56	-3.40%	\$ 11,996.88	\$ 11,844.05	-1.27%	\$ 39,986.91	\$ 39,834.08	-0.38%
MGS-S Customer 5999	\$ 4,673.00	-3.43%	\$ 12,888.03	\$ 12,722.01	-1.29%	\$ 35,960.15	\$ 35,794.13	-0.46%
MGS-S Customer 6000	\$ 1,670.28	-2.90%	\$ 3,909.82	\$ 3,859.89	-1.28%	\$ 12,464.40	\$ 12,414.47	-0.40%
MGS-S Customer 6001	\$ 3,749.33	-3.32%	\$ 10,005.95	\$ 9,877.14	-1.29%	\$ 28,370.41	\$ 28,241.60	-0.45%
MGS-S Customer 6002	\$ 12,577.73	-3.72%	\$ 38,950.10	\$ 38,463.94	-1.25%	\$ 166,701.45	\$ 166,215.29	-0.29%
MGS-S Customer 6003	\$ 2,122.42	-2.88%	\$ 4,921.75	\$ 4,858.76	-1.28%	\$ 15,299.40	\$ 15,236.41	-0.41%
MGS-S Customer 6004	\$ 2,398.13	-3.00%	\$ 5,774.51	\$ 5,700.37	-1.28%	\$ 17,066.85	\$ 16,992.71	-0.43%
MGS-S Customer 6005	\$ 3,050.40	-3.19%	\$ 7,966.36	\$ 7,865.81	-1.26%	\$ 29,947.15	\$ 29,846.60	-0.34%
MGS-S Customer 6006	\$ 2,029.13	-3.07%	\$ 5,062.93	\$ 4,998.58	-1.27%	\$ 17,158.20	\$ 17,093.85	-0.38%
MGS-S Customer 6007	\$ 2,045.71	-2.84%	\$ 4,562.40	\$ 4,502.58	-1.31%	\$ 8,854.94	\$ 8,795.12	-0.68%
MGS-S Customer 6008	\$ 1,971.47	-2.79%	\$ 4,338.43	\$ 4,281.79	-1.31%	\$ 9,096.37	\$ 9,039.73	-0.62%
MGS-S Customer 6009	\$ 1,592.69	-2.84%	\$ 3,591.00	\$ 3,544.38	-1.30%	\$ 8,445.72	\$ 8,399.10	-0.55%
MGS-S Customer 6010	\$ 8,394.28	-3.64%	\$ 25,104.64	\$ 24,787.57	-1.26%	\$ 94,023.91	\$ 93,706.84	-0.34%
MGS-S Customer 6011	\$ 22,769.53	-3.80%	\$ 70,584.35	\$ 69,686.03	-1.27%	\$ 238,250.28	\$ 237,351.96	-0.38%
MGS-S Customer 6012	\$ 1,923.55	-2.78%	\$ 4,268.96	\$ 4,213.93	-1.29%	\$ 11,906.34	\$ 11,851.31	-0.46%
MGS-S Customer 6013	\$ 1,282.11	-2.59%	\$ 2,640.22	\$ 2,606.14	-1.29%	\$ 6,854.26	\$ 6,820.18	-0.50%
MGS-S Customer 6014	\$ 3,722.60	-3.45%	\$ 10,854.11	\$ 10,721.04	-1.23%	\$ 55,244.63	\$ 55,111.56	-0.24%
MGS-S Customer 6015	\$ 2,545.89	-3.05%	\$ 6,357.99	\$ 6,277.89	-1.26%	\$ 24,397.94	\$ 24,317.84	-0.33%
MGS-S Customer 6016	\$ 2,733.14	-3.11%	\$ 6,834.80	\$ 6,747.00	-1.28%	\$ 20,171.66	\$ 20,083.86	-0.44%
MGS-S Customer 6017	\$ 2,376.34	-3.20%	\$ 6,010.49	\$ 5,931.92	-1.31%	\$ 12,656.06	\$ 12,577.49	-0.62%
MGS-S Customer 6018	\$ 3,358.58	-3.26%	\$ 8,741.48	\$ 8,628.47	-1.29%	\$ 23,019.87	\$ 22,906.86	-0.49%
MGS-S Customer 6019	\$ 2,391.69	-3.00%	\$ 5,761.37	\$ 5,687.49	-1.28%	\$ 17,384.50	\$ 17,310.62	-0.42%
MGS-S Customer 6020	\$ 3,992.23	-3.36%	\$ 10,930.31	\$ 10,791.72	-1.27%	\$ 38,691.81	\$ 38,553.22	-0.36%
MGS-S Customer 6021	\$ 3,343.31	-3.25%	\$ 8,820.13	\$ 8,707.77	-1.27%	\$ 29,309.43	\$ 29,197.07	-0.38%
MGS-S Customer 6022	\$ 1,930.01	-3.04%	\$ 4,657.90	\$ 4,597.32	-1.30%	\$ 11,021.02	\$ 10,960.44	-0.55%
MGS-S Customer 6023	\$ 2,055.33	-2.85%	\$ 4,586.74	\$ 4,526.43	-1.31%	\$ 8,384.64	\$ 8,324.33	-0.72%
MGS-S Customer 6024	\$ 3,262.01	-3.23%	\$ 8,521.37	\$ 8,412.34	-1.28%	\$ 26,547.49	\$ 26,438.46	-0.41%
MGS-S Customer 6025	\$ 1,937.44	-2.77%	\$ 4,273.96	\$ 4,218.69	-1.29%	\$ 10,898.85	\$ 10,843.58	-0.51%
MGS-S Customer 6026	\$ 3,141.31	-3.37%	\$ 8,680.96	\$ 8,571.43	-1.26%	\$ 32,772.31	\$ 32,662.78	-0.33%
MGS-S Customer 6027	\$ 1,604.10	-2.56%	\$ 3,242.71	\$ 3,200.63	-1.30%	\$ 8,025.90	\$ 7,983.82	-0.52%
MGS-S Customer 6028	\$ 2,820.94	-3.13%	\$ 7,059.62	\$ 6,968.43	-1.29%	\$ 18,792.78	\$ 18,701.59	-0.49%
MGS-S Customer 6029	\$ 4,789.44	-3.44%	\$ 13,634.94	\$ 13,464.20	-1.25%	\$ 56,031.33	\$ 55,860.59	-0.30%
MGS-S Customer 6030	\$ 6,664.90	-3.58%	\$ 19,190.97	\$ 18,943.72	-1.29%	\$ 54,311.05	\$ 54,063.80	-0.46%
MGS-S Customer 6031	\$ 1,952.95	-2.79%	\$ 4,428.76	\$ 4,372.65	-1.27%	\$ 15,815.48	\$ 15,759.37	-0.35%
MGS-S Customer 6032	\$ 4,130.31	-3.37%	\$ 11,310.06	\$ 11,165.92	-1.27%	\$ 37,316.47	\$ 37,172.33	-0.39%
MGS-S Customer 6033	\$ 1,905.62	-2.77%	\$ 4,175.99	\$ 4,121.67	-1.30%	\$ 9,886.89	\$ 9,832.57	-0.55%
MGS-S Customer 6034	\$ 2,503.18	-3.03%	\$ 6,038.80	\$ 5,960.49	-1.30%	\$ 14,935.83	\$ 14,857.52	-0.52%
MGS-S Customer 6035	\$ 2,458.64	-3.02%	\$ 5,914.43	\$ 5,837.84	-1.29%	\$ 15,112.66	\$ 15,036.07	-0.51%
MGS-S Customer 6036	\$ 3,947.16	-3.35%	\$ 10,809.31	\$ 10,672.50	-1.27%	\$ 39,238.11	\$ 39,101.30	-0.35%
MGS-S Customer 6037	\$ 5,736.03	-3.52%	\$ 16,235.27	\$ 16,026.09	-1.29%	\$ 45,395.36	\$ 45,186.18	-0.46%

Customer	Distribution 8/25 Prices	Distribution % Difference	Delivery 1/25 Prices	Delivery 8/25 Prices	Delivery % Difference	Bundled 1/25 Prices	Bundled 8/25 Prices	Bundled % Difference
MGS-S Customer 6038	\$ 3,231.91	-3.23%	\$ 8,566.57	\$ 8,458.73	-1.26%	\$ 33,194.73	\$ 33,086.89	-0.32%
MGS-S Customer 6039	\$ 2,079.64	-3.10%	\$ 5,246.38	\$ 5,179.83	-1.27%	\$ 18,454.00	\$ 18,387.45	-0.36%
MGS-S Customer 6040	\$ 8,224.61	-3.63%	\$ 24,286.29	\$ 23,976.60	-1.28%	\$ 79,521.35	\$ 79,211.66	-0.39%
MGS-S Customer 6041	\$ 5,363.56	-3.49%	\$ 14,972.56	\$ 14,778.48	-1.30%	\$ 37,546.49	\$ 37,352.41	-0.52%
MGS-S Customer 6042	\$ 1,644.17	-2.88%	\$ 3,693.23	\$ 3,644.44	-1.32%	\$ 5,713.41	\$ 5,664.62	-0.85%
MGS-S Customer 6043	\$ 4,229.60	-3.50%	\$ 12,113.72	\$ 11,960.25	-1.27%	\$ 43,330.55	\$ 43,177.08	-0.35%
MGS-S Customer 6044	\$ 1,684.53	-2.91%	\$ 3,931.53	\$ 3,880.98	-1.29%	\$ 11,321.99	\$ 11,271.44	-0.45%
MGS-S Customer 6045	\$ 4,503.47	-3.42%	\$ 12,215.40	\$ 12,055.71	-1.31%	\$ 26,164.71	\$ 26,005.02	-0.61%
MGS-S Customer 6046	\$ 1,655.69	-2.91%	\$ 3,790.17	\$ 3,740.58	-1.31%	\$ 8,024.21	\$ 7,974.62	-0.62%
MGS-S Customer 6047	\$ 1,776.59	-2.69%	\$ 3,828.50	\$ 3,779.45	-1.28%	\$ 11,772.11	\$ 11,723.06	-0.42%
MGS-S Customer 6048	\$ 3,634.66	-3.44%	\$ 10,019.77	\$ 9,890.08	-1.29%	\$ 26,117.24	\$ 25,987.55	-0.50%
MGS-S Customer 6049	\$ 2,488.52	-3.03%	\$ 6,048.08	\$ 5,970.27	-1.29%	\$ 17,314.48	\$ 17,236.67	-0.45%
MGS-S Customer 6050	\$ 1,840.00	-3.00%	\$ 4,383.89	\$ 4,327.03	-1.30%	\$ 10,856.47	\$ 10,799.61	-0.52%
MGS-S Customer 6051	\$ 1,542.73	-2.82%	\$ 3,518.59	\$ 3,473.77	-1.27%	\$ 11,692.90	\$ 11,648.08	-0.38%
MGS-S Customer 6052	\$ 1,878.53	-3.02%	\$ 4,633.32	\$ 4,574.88	-1.26%	\$ 17,554.14	\$ 17,495.70	-0.33%
MGS-S Customer 6053	\$ 1,818.23	-2.72%	\$ 3,938.14	\$ 3,887.37	-1.29%	\$ 10,990.49	\$ 10,939.72	-0.46%
MGS-S Customer 6054	\$ 1,670.89	-2.60%	\$ 3,397.35	\$ 3,352.84	-1.31%	\$ 6,500.29	\$ 6,455.78	-0.68%
MGS-S Customer 6055	\$ 3,123.92	-3.20%	\$ 7,994.69	\$ 7,891.33	-1.29%	\$ 20,847.07	\$ 20,743.71	-0.50%
MGS-S Customer 6056	\$ 2,373.04	-3.20%	\$ 6,151.68	\$ 6,073.23	-1.28%	\$ 20,178.80	\$ 20,100.35	-0.39%
MGS-S Customer 6057	\$ 7,128.58	-3.59%	\$ 21,429.38	\$ 21,163.57	-1.24%	\$ 98,022.60	\$ 97,756.79	-0.27%
MGS-S Customer 6058	\$ 2,043.33	-2.84%	\$ 4,671.86	\$ 4,612.05	-1.28%	\$ 14,461.97	\$ 14,402.16	-0.41%
MGS-S Customer 6059	\$ 3,255.02	-3.39%	\$ 9,000.80	\$ 8,886.57	-1.27%	\$ 31,666.71	\$ 31,552.48	-0.36%
MGS-S Customer 6060	\$ 2,489.43	-3.03%	\$ 5,915.05	\$ 5,837.36	-1.31%	\$ 10,924.37	\$ 10,846.68	-0.71%
MGS-S Customer 6061	\$ 8,506.82	-3.64%	\$ 24,522.42	\$ 24,200.97	-1.31%	\$ 48,668.62	\$ 48,347.17	-0.66%
MGS-S Customer 6062	\$ 1,531.94	-2.82%	\$ 3,474.79	\$ 3,430.39	-1.28%	\$ 11,041.10	\$ 10,996.70	-0.40%
MGS-S Customer 6063	\$ 2,477.60	-3.03%	\$ 6,044.81	\$ 5,967.47	-1.28%	\$ 18,850.11	\$ 18,772.77	-0.41%
MGS-S Customer 6064	\$ 2,640.68	-3.08%	\$ 6,455.35	\$ 6,371.34	-1.30%	\$ 15,038.84	\$ 14,954.83	-0.56%
MGS-S Customer 6065	\$ 1,755.09	-2.95%	\$ 4,129.66	\$ 4,076.40	-1.29%	\$ 11,127.74	\$ 11,074.48	-0.48%
MGS-S Customer 6066	\$ 1,585.27	-2.85%	\$ 3,604.64	\$ 3,558.06	-1.29%	\$ 9,589.54	\$ 9,542.96	-0.49%
MGS-S Customer 6067	\$ 3,095.18	-3.20%	\$ 8,089.42	\$ 7,987.07	-1.27%	\$ 29,492.49	\$ 29,390.14	-0.35%
MGS-S Customer 6068	\$ 3,411.49	-3.27%	\$ 9,380.35	\$ 9,265.14	-1.23%	\$ 47,018.46	\$ 46,903.25	-0.25%
MGS-S Customer 6069	\$ 1,452.20	-2.75%	\$ 3,203.81	\$ 3,162.71	-1.28%	\$ 9,504.42	\$ 9,463.32	-0.43%
MGS-S Customer 6070	\$ 3,544.31	-3.29%	\$ 9,407.82	\$ 9,287.25	-1.28%	\$ 28,718.38	\$ 28,597.81	-0.42%
MGS-S Customer 6071	\$ 17,525.76	-4.07%	\$ 51,419.64	\$ 50,675.95	-1.45%	\$ 225,591.75	\$ 224,848.06	-0.33%
MGS-S Customer 6072	\$ 1,114.26	-2.40%	\$ 2,120.03	\$ 2,092.65	-1.29%	\$ 5,507.49	\$ 5,480.11	-0.50%
MGS-S Customer 6073	\$ 1,684.92	-2.61%	\$ 3,531.33	\$ 3,486.08	-1.28%	\$ 10,716.23	\$ 10,670.98	-0.42%
MGS-S Customer 6074	\$ 1,695.37	-2.92%	\$ 3,977.81	\$ 3,926.87	-1.28%	\$ 12,152.35	\$ 12,101.41	-0.42%
MGS-S Customer 6075	\$ 1,668.62	-2.89%	\$ 3,896.56	\$ 3,846.84	-1.28%	\$ 12,387.84	\$ 12,338.12	-0.40%
MGS-S Customer 6076	\$ 1,136.20	-2.44%	\$ 2,183.89	\$ 2,155.52	-1.30%	\$ 5,204.56	\$ 5,176.19	-0.55%
MGS-S Customer 6077	\$ 6,335.70	-3.55%	\$ 18,177.37	\$ 17,944.13	-1.28%	\$ 54,101.87	\$ 53,868.63	-0.43%

Internal Use

Customer	Distribution 8/25 Prices	Distribution % Difference	Delivery 1/25 Prices	Delivery 8/25 Prices	Delivery % Difference	Bundled 1/25 Prices	Bundled 8/25 Prices	Bundled % Difference
MGS-S Customer 6078	\$ 966.57	-1.65%	\$ 1,226.04	\$ 1,209.80	-1.32%	\$ 1,788.79	\$ 1,772.55	-0.91%
MGS-S Customer 6079	\$ 4,723.32	-3.54%	\$ 13,766.27	\$ 13,592.86	-1.26%	\$ 52,881.01	\$ 52,707.60	-0.33%
MGS-S Customer 6080	\$ 1,648.29	-2.89%	\$ 3,794.17	\$ 3,745.04	-1.29%	\$ 9,695.09	\$ 9,645.96	-0.51%
MGS-S Customer 6081	\$ 1,524.19	-2.48%	\$ 3,085.73	\$ 3,046.93	-1.26%	\$ 12,112.56	\$ 12,073.76	-0.32%
MGS-S Customer 6082	\$ 1,452.63	-2.75%	\$ 3,104.61	\$ 3,063.56	-1.32%	\$ 4,640.31	\$ 4,599.26	-0.88%
MGS-S Customer 6083	\$ 10,296.82	-3.69%	\$ 30,917.97	\$ 30,523.37	-1.28%	\$ 101,372.95	\$ 100,978.35	-0.39%
MGS-S Customer 6084	\$ 1,974.64	-2.80%	\$ 4,401.04	\$ 4,344.10	-1.29%	\$ 11,330.90	\$ 11,273.96	-0.50%
MGS-S Customer 6085	\$ 1,803.83	-2.69%	\$ 3,849.30	\$ 3,799.41	-1.30%	\$ 9,416.23	\$ 9,366.34	-0.53%
MGS-S Customer 6086	\$ 3,928.03	-3.48%	\$ 11,099.98	\$ 10,958.56	-1.27%	\$ 36,968.82	\$ 36,827.40	-0.38%
MGS-S Customer 6087	\$ 2,017.57	-2.83%	\$ 4,511.21	\$ 4,452.51	-1.30%	\$ 10,424.58	\$ 10,365.88	-0.56%
MGS-S Customer 6088	\$ 4,368.26	-3.40%	\$ 11,947.53	\$ 11,793.71	-1.29%	\$ 33,803.54	\$ 33,649.72	-0.46%
MGS-S Customer 6089	\$ 1,554.13	-2.82%	\$ 3,480.26	\$ 3,435.24	-1.29%	\$ 8,727.25	\$ 8,682.23	-0.52%
MGS-S Customer 6090	\$ 2,287.97	-3.17%	\$ 5,734.65	\$ 5,659.79	-1.31%	\$ 12,314.29	\$ 12,239.43	-0.61%
MGS-S Customer 6091	\$ 1,891.97	-2.77%	\$ 4,194.05	\$ 4,140.15	-1.29%	\$ 12,489.59	\$ 12,435.69	-0.43%
MGS-S Customer 6092	\$ 1,810.31	-2.71%	\$ 3,889.12	\$ 3,838.75	-1.30%	\$ 9,900.42	\$ 9,850.05	-0.51%
MGS-S Customer 6093	\$ 2,321.47	-3.18%	\$ 5,852.55	\$ 5,776.30	-1.30%	\$ 13,123.15	\$ 13,046.90	-0.58%
MGS-S Customer 6094	\$ 2,806.92	-3.13%	\$ 6,911.43	\$ 6,820.73	-1.31%	\$ 13,278.20	\$ 13,187.50	-0.68%
MGS-S Customer 6095	\$ 2,264.56	-2.94%	\$ 5,304.31	\$ 5,235.61	-1.30%	\$ 13,449.02	\$ 13,380.32	-0.51%
MGS-S Customer 6096	\$ 7,482.95	-3.61%	\$ 21,836.10	\$ 21,555.49	-1.29%	\$ 64,684.98	\$ 64,404.37	-0.43%
MGS-S Customer 6097	\$ 3,763.57	-3.32%	\$ 10,168.96	\$ 10,039.61	-1.27%	\$ 34,507.12	\$ 34,377.77	-0.37%
MGS-S Customer 6098	\$ 3,109.62	-3.21%	\$ 8,182.28	\$ 8,079.20	-1.26%	\$ 31,616.27	\$ 31,513.19	-0.33%
MGS-S Customer 6099	\$ 2,923.71	-3.16%	\$ 7,427.33	\$ 7,331.88	-1.29%	\$ 21,714.86	\$ 21,619.41	-0.44%
MGS-S Customer 6100	\$ 3,354.74	-3.26%	\$ 8,649.09	\$ 8,536.20	-1.31%	\$ 18,900.60	\$ 18,787.71	-0.60%
MGS-S Customer 6101	\$ 653.27	-1.34%	\$ 761.27	\$ 752.42	-1.16%	\$ 5,621.93	\$ 5,613.08	-0.16%
MGS-S Customer 6102	\$ 2,203.19	-2.92%	\$ 5,110.95	\$ 5,044.78	-1.29%	\$ 13,008.85	\$ 12,942.68	-0.51%
MGS-S Customer 6103	\$ 3,578.29	-3.30%	\$ 9,429.68	\$ 9,307.58	-1.29%	\$ 24,375.37	\$ 24,253.27	-0.50%
MGS-S Customer 6104	\$ 7,741.29	-3.62%	\$ 22,944.30	\$ 22,653.46	-1.27%	\$ 82,352.27	\$ 82,061.43	-0.35%
MGS-S Customer 6105	\$ 1,580.16	-2.85%	\$ 3,572.56	\$ 3,526.24	-1.30%	\$ 8,879.31	\$ 8,832.99	-0.52%
MGS-S Customer 6106	\$ 2,136.78	-2.89%	\$ 4,847.51	\$ 4,783.86	-1.31%	\$ 9,248.95	\$ 9,185.30	-0.69%
MGS-S Customer 6107	\$ 2,217.28	-3.14%	\$ 5,553.20	\$ 5,481.41	-1.29%	\$ 14,209.82	\$ 14,138.03	-0.51%
MGS-S Customer 6108	\$ 1,671.08	-2.91%	\$ 3,894.00	\$ 3,843.88	-1.29%	\$ 11,160.14	\$ 11,110.02	-0.45%
MGS-S Customer 6109	\$ 996.09	-1.72%	\$ 1,315.50	\$ 1,298.06	-1.33%	\$ 1,869.91	\$ 1,852.47	-0.93%
MGS-S Customer 6110	\$ 12,985.08	-3.72%	\$ 39,940.52	\$ 39,438.19	-1.26%	\$ 156,603.72	\$ 156,101.39	-0.32%
MGS-S Customer 6111	\$ 2,896.80	-3.16%	\$ 7,157.68	\$ 7,063.05	-1.32%	\$ 11,545.40	\$ 11,450.77	-0.82%
MGS-S Customer 6112	\$ 4,598.05	-3.44%	\$ 12,966.23	\$ 12,802.56	-1.26%	\$ 49,315.79	\$ 49,152.12	-0.33%
MGS-S Customer 6113	\$ 2,338.83	-3.19%	\$ 6,072.02	\$ 5,994.97	-1.27%	\$ 21,302.34	\$ 21,225.29	-0.36%
MGS-S Customer 6114	\$ 1,555.19	-2.82%	\$ 3,455.22	\$ 3,410.04	-1.31%	\$ 7,011.11	\$ 6,965.93	-0.64%
MGS-S Customer 6115	\$ 1,982.62	-2.81%	\$ 4,438.98	\$ 4,381.63	-1.29%	\$ 11,847.84	\$ 11,790.49	-0.48%
MGS-S Customer 6116	\$ 2,472.74	-3.03%	\$ 5,945.23	\$ 5,867.90	-1.30%	\$ 14,133.48	\$ 14,056.15	-0.55%
MGS-S Customer 6117	\$ 2,745.07	-3.11%	\$ 6,884.33	\$ 6,796.18	-1.28%	\$ 21,199.28	\$ 21,111.13	-0.42%

Customer	Distribution 8/25 Prices	Distribution % Difference	Delivery 1/25 Prices	Delivery 8/25 Prices	Delivery % Difference	Bundled 1/25 Prices	Bundled 8/25 Prices	Bundled % Difference
MGS-S Customer 6118	\$ 4,984.17	-3.56%	\$ 14,474.64	\$ 14,290.49	-1.27%	\$ 49,174.23	\$ 48,990.08	-0.37%
MGS-S Customer 6119	\$ 1,688.91	-2.92%	\$ 3,938.51	\$ 3,887.77	-1.29%	\$ 10,992.69	\$ 10,941.95	-0.46%
MGS-S Customer 6120	\$ 2,088.70	-2.86%	\$ 4,693.29	\$ 4,631.73	-1.31%	\$ 9,018.17	\$ 8,956.61	-0.68%
MGS-S Customer 6121	\$ 1,774.71	-2.97%	\$ 4,225.99	\$ 4,171.75	-1.28%	\$ 12,598.77	\$ 12,544.53	-0.43%
MGS-S Customer 6122	\$ 1,396.46	-2.35%	\$ 2,653.79	\$ 2,620.16	-1.27%	\$ 9,472.93	\$ 9,439.30	-0.36%
MGS-S Customer 6123	\$ 8,170.20	-3.64%	\$ 24,615.39	\$ 24,307.12	-1.25%	\$ 102,153.07	\$ 101,844.80	-0.30%
MGS-S Customer 6124	\$ 1,325.30	-2.66%	\$ 2,837.23	\$ 2,801.04	-1.28%	\$ 9,418.82	\$ 9,382.63	-0.38%
MGS-S Customer 6125	\$ 2,268.92	-2.95%	\$ 5,288.13	\$ 5,219.06	-1.31%	\$ 11,498.93	\$ 11,429.86	-0.60%
MGS-S Customer 6126	\$ 1,628.61	-2.58%	\$ 3,301.85	\$ 3,258.80	-1.30%	\$ 7,397.06	\$ 7,354.01	-0.58%
MGS-S Customer 6127	\$ 3,272.40	-3.24%	\$ 8,564.57	\$ 8,455.12	-1.28%	\$ 27,152.98	\$ 27,043.53	-0.40%
MGS-S Customer 6128	\$ 1,268.56	-2.19%	\$ 2,180.37	\$ 2,151.93	-1.30%	\$ 4,767.30	\$ 4,738.86	-0.60%
MGS-S Customer 6129	\$ 3,408.84	-3.26%	\$ 9,059.39	\$ 8,944.45	-1.27%	\$ 31,748.50	\$ 31,633.56	-0.36%
MGS-S Customer 6130	\$ 6,040.98	-3.55%	\$ 17,540.91	\$ 17,318.85	-1.27%	\$ 64,142.20	\$ 63,920.14	-0.35%
MGS-S Customer 6131	\$ 1,163.97	-2.04%	\$ 1,877.98	\$ 1,853.72	-1.29%	\$ 5,031.66	\$ 5,007.40	-0.48%
MGS-S Customer 6132	\$ 11,693.42	-3.71%	\$ 34,862.62	\$ 34,411.75	-1.29%	\$ 92,149.85	\$ 91,698.98	-0.49%
MGS-S Customer 6133	\$ 2,365.94	-2.99%	\$ 5,712.06	\$ 5,639.20	-1.28%	\$ 18,679.39	\$ 18,606.53	-0.39%
MGS-S Customer 6134	\$ 2,535.87	-3.04%	\$ 6,127.46	\$ 6,047.82	-1.30%	\$ 14,476.36	\$ 14,396.72	-0.55%
MGS-S Customer 6135	\$ 2,383.29	-3.00%	\$ 5,619.91	\$ 5,546.29	-1.31%	\$ 11,354.46	\$ 11,280.84	-0.65%
MGS-S Customer 6136	\$ 3,192.29	-3.23%	\$ 8,413.46	\$ 8,306.90	-1.27%	\$ 30,595.81	\$ 30,489.25	-0.35%
MGS-S Customer 6137	\$ 2,613.19	-3.26%	\$ 6,952.29	\$ 6,864.17	-1.27%	\$ 24,723.03	\$ 24,634.91	-0.36%
MGS-S Customer 6138	\$ 3,180.34	-3.22%	\$ 8,340.35	\$ 8,234.57	-1.27%	\$ 29,456.28	\$ 29,350.50	-0.36%
MGS-S Customer 6139	\$ 2,111.97	-2.88%	\$ 4,899.15	\$ 4,836.55	-1.28%	\$ 15,634.91	\$ 15,572.31	-0.40%
MGS-S Customer 6140	\$ 4,233.63	-3.39%	\$ 11,763.81	\$ 11,615.44	-1.26%	\$ 44,562.05	\$ 44,413.68	-0.33%
MGS-S Customer 6141	\$ 1,835.41	-2.72%	\$ 3,913.86	\$ 3,862.57	-1.31%	\$ 7,661.37	\$ 7,610.08	-0.67%
MGS-S Customer 6142	\$ 1,991.28	-2.82%	\$ 4,500.79	\$ 4,443.08	-1.28%	\$ 13,608.52	\$ 13,550.81	-0.42%
MGS-S Customer 6143	\$ 1,519.56	-2.48%	\$ 2,973.85	\$ 2,935.29	-1.30%	\$ 7,320.44	\$ 7,281.88	-0.53%
MGS-S Customer 6144	\$ 2,654.71	-3.08%	\$ 6,569.39	\$ 6,484.93	-1.29%	\$ 18,957.63	\$ 18,873.17	-0.45%
MGS-S Customer 6145	\$ 2,080.29	-2.86%	\$ 4,752.22	\$ 4,690.97	-1.29%	\$ 13,125.46	\$ 13,064.21	-0.47%
MGS-S Customer 6146	\$ 3,120.80	-3.20%	\$ 8,005.59	\$ 7,902.35	-1.29%	\$ 21,854.35	\$ 21,751.11	-0.47%
MGS-S Customer 6147	\$ 7,206.90	-3.60%	\$ 21,302.12	\$ 21,033.29	-1.26%	\$ 80,399.29	\$ 80,130.46	-0.33%
MGS-S Customer 6148	\$ 3,154.98	-3.21%	\$ 8,145.47	\$ 8,040.72	-1.29%	\$ 23,465.94	\$ 23,361.19	-0.45%
MGS-S Customer 6149	\$ 4,101.92	-3.37%	\$ 11,142.02	\$ 10,999.03	-1.28%	\$ 33,126.35	\$ 32,983.36	-0.43%
MGS-S Customer 6150	\$ 2,108.60	-2.87%	\$ 4,865.22	\$ 4,802.84	-1.28%	\$ 14,627.91	\$ 14,565.53	-0.43%
MGS-S Customer 6151	\$ 1,981.93	-2.81%	\$ 4,436.51	\$ 4,379.23	-1.29%	\$ 11,902.50	\$ 11,845.22	-0.48%
MGS-S Customer 6152	\$ 1,132.12	-2.43%	\$ 2,183.16	\$ 2,154.96	-1.29%	\$ 5,800.75	\$ 5,772.55	-0.49%
MGS-S Customer 6153	\$ 3,636.03	-3.30%	\$ 9,823.75	\$ 9,699.53	-1.26%	\$ 36,067.83	\$ 35,943.61	-0.34%
MGS-S Customer 6154	\$ 2,940.59	-3.16%	\$ 7,493.21	\$ 7,397.31	-1.28%	\$ 23,069.63	\$ 22,973.73	-0.42%
MGS-S Customer 6155	\$ 2,248.96	-2.94%	\$ 5,288.20	\$ 5,220.11	-1.29%	\$ 14,907.03	\$ 14,838.94	-0.46%
MGS-S Customer 6156	\$ 2,304.49	-3.17%	\$ 5,792.66	\$ 5,717.13	-1.30%	\$ 12,762.74	\$ 12,687.21	-0.59%
MGS-S Customer 6157	\$ 3,413.57	-3.27%	\$ 8,958.51	\$ 8,843.26	-1.29%	\$ 25,718.70	\$ 25,603.45	-0.45%

Customer	Distribution 8/25 Prices	Distribution % Difference	Delivery 1/25 Prices	Delivery 8/25 Prices	Delivery % Difference	Bundled 1/25 Prices	Bundled 8/25 Prices	Bundled % Difference
MGS-S Customer 6158	\$ 1,520.18	-2.48%	\$ 3,046.19	\$ 3,007.57	-1.27%	\$ 10,779.44	\$ 10,740.82	-0.36%
MGS-S Customer 6159	\$ 8,296.68	-3.96%	\$ 22,635.34	\$ 22,293.48	-1.51%	\$ 71,869.27	\$ 71,527.41	-0.48%
MGS-S Customer 6160	\$ 2,714.93	-3.11%	\$ 6,688.04	\$ 6,600.88	-1.30%	\$ 15,289.81	\$ 15,202.65	-0.57%
MGS-S Customer 6161	\$ 2,923.02	-3.16%	\$ 7,397.86	\$ 7,302.52	-1.29%	\$ 20,547.44	\$ 20,452.10	-0.46%
MGS-S Customer 6162	\$ 2,012.13	-3.05%	\$ 4,877.50	\$ 4,814.11	-1.30%	\$ 11,086.24	\$ 11,022.85	-0.57%
MGS-S Customer 6163	\$ 5,621.66	-3.51%	\$ 15,812.29	\$ 15,607.76	-1.29%	\$ 41,261.09	\$ 41,056.56	-0.50%
MGS-S Customer 6164	\$ 5,009.91	-3.45%	\$ 13,614.25	\$ 13,435.42	-1.31%	\$ 24,364.18	\$ 24,185.35	-0.73%
MGS-S Customer 6165	\$ 1,260.34	-2.18%	\$ 2,137.59	\$ 2,109.51	-1.31%	\$ 3,921.93	\$ 3,893.85	-0.72%
MGS-S Customer 6166	\$ 1,490.24	-2.78%	\$ 3,335.29	\$ 3,292.62	-1.28%	\$ 10,357.82	\$ 10,315.15	-0.41%
MGS-S Customer 6167	\$ 1,774.90	-2.96%	\$ 4,142.32	\$ 4,088.09	-1.31%	\$ 8,429.72	\$ 8,375.49	-0.64%
MGS-S Customer 6168	\$ 5,969.08	-3.53%	\$ 17,826.26	\$ 17,607.57	-1.23%	\$ 90,223.72	\$ 90,005.03	-0.24%
MGS-S Customer 6169	\$ 2,581.94	-3.06%	\$ 6,395.70	\$ 6,314.16	-1.27%	\$ 20,977.46	\$ 20,895.92	-0.39%
MGS-S Customer 6170	\$ 2,589.08	-3.24%	\$ 6,726.22	\$ 6,639.53	-1.29%	\$ 18,120.59	\$ 18,033.90	-0.48%
MGS-S Customer 6171	\$ 2,012.61	-3.07%	\$ 4,978.10	\$ 4,914.31	-1.28%	\$ 15,125.97	\$ 15,062.18	-0.42%
MGS-S Customer 6172	\$ 6,652.33	-3.57%	\$ 19,480.71	\$ 19,234.17	-1.27%	\$ 71,150.74	\$ 70,904.20	-0.35%
MGS-S Customer 6173	\$ 14,021.55	-3.74%	\$ 43,181.72	\$ 42,637.55	-1.26%	\$ 165,251.88	\$ 164,707.71	-0.33%
MGS-S Customer 6174	\$ 1,109.15	-1.94%	\$ 1,686.81	\$ 1,664.81	-1.30%	\$ 3,709.96	\$ 3,687.96	-0.59%
MGS-S Customer 6175	\$ 1,444.35	-2.40%	\$ 2,804.64	\$ 2,769.07	-1.27%	\$ 9,900.30	\$ 9,864.73	-0.36%
MGS-S Customer 6176	\$ 19,390.38	-3.82%	\$ 60,412.73	\$ 59,641.74	-1.28%	\$ 261,795.59	\$ 261,024.60	-0.29%
MGS-S Customer 6177	\$ 3,109.85	-3.18%	\$ 7,817.39	\$ 7,715.19	-1.31%	\$ 15,532.47	\$ 15,430.27	-0.66%
MGS-S Customer 6178	\$ 2,129.90	-3.12%	\$ 5,303.07	\$ 5,234.48	-1.29%	\$ 13,838.57	\$ 13,769.98	-0.50%
MGS-S Customer 6179	\$ 4,057.78	-3.36%	\$ 11,124.36	\$ 10,983.24	-1.27%	\$ 38,981.84	\$ 38,840.72	-0.36%
MGS-S Customer 6180	\$ 3,446.81	-3.27%	\$ 9,121.29	\$ 9,004.77	-1.28%	\$ 29,099.15	\$ 28,982.63	-0.40%
MGS-S Customer 6181	\$ 2,768.08	-3.12%	\$ 6,683.31	\$ 6,594.13	-1.33%	\$ 7,481.44	\$ 7,392.26	-1.19%
MGS-S Customer 6182	\$ 1,552.29	-2.82%	\$ 3,437.07	\$ 3,392.10	-1.31%	\$ 6,765.57	\$ 6,720.60	-0.66%
MGS-S Customer 6183	\$ 1,495.05	-2.77%	\$ 3,257.86	\$ 3,215.25	-1.31%	\$ 6,393.26	\$ 6,350.65	-0.67%
MGS-S Customer 6184	\$ 2,336.62	-2.97%	\$ 5,546.82	\$ 5,475.21	-1.29%	\$ 14,916.44	\$ 14,844.83	-0.48%
MGS-S Customer 6185	\$ 1,953.21	-2.79%	\$ 4,322.26	\$ 4,266.23	-1.30%	\$ 10,666.18	\$ 10,610.15	-0.53%
MGS-S Customer 6186	\$ 2,945.00	-3.33%	\$ 7,910.66	\$ 7,809.07	-1.28%	\$ 23,354.99	\$ 23,253.40	-0.43%
MGS-S Customer 6187	\$ 1,803.84	-2.98%	\$ 4,350.12	\$ 4,294.68	-1.27%	\$ 14,412.52	\$ 14,357.08	-0.38%
MGS-S Customer 6188	\$ 4,037.78	-3.36%	\$ 11,131.06	\$ 10,990.57	-1.26%	\$ 41,863.42	\$ 41,722.93	-0.34%
MGS-S Customer 6189	\$ 1,735.84	-2.65%	\$ 3,654.34	\$ 3,607.06	-1.29%	\$ 9,385.81	\$ 9,338.53	-0.50%
MGS-S Customer 6190	\$ 954.14	-1.62%	\$ 1,325.74	\$ 1,310.01	-1.19%	\$ 8,626.73	\$ 8,611.00	-0.18%
MGS-S Customer 6191	\$ 2,256.48	-2.95%	\$ 5,331.15	\$ 5,262.64	-1.29%	\$ 15,646.30	\$ 15,577.79	-0.44%
MGS-S Customer 6192	\$ 1,769.76	-2.96%	\$ 4,350.58	\$ 4,296.56	-1.24%	\$ 19,573.36	\$ 19,519.34	-0.28%
MGS-S Customer 6193	\$ 2,294.28	-3.18%	\$ 5,862.31	\$ 5,786.94	-1.29%	\$ 17,123.22	\$ 17,047.85	-0.44%
MGS-S Customer 6194	\$ 1,491.46	-2.78%	\$ 3,266.73	\$ 3,224.10	-1.30%	\$ 6,966.24	\$ 6,923.61	-0.61%
MGS-S Customer 6195	\$ 6,220.78	-3.55%	\$ 17,827.46	\$ 17,598.81	-1.28%	\$ 53,505.15	\$ 53,276.50	-0.43%
MGS-S Customer 6196	\$ 1,256.09	-2.18%	\$ 2,158.11	\$ 2,130.18	-1.29%	\$ 5,522.03	\$ 5,494.10	-0.51%
MGS-S Customer 6197	\$ 2,562.02	-3.06%	\$ 6,254.57	\$ 6,173.81	-1.29%	\$ 16,811.73	\$ 16,730.97	-0.48%

Internal Use

Customer	Distribution 8/25 Prices	Distribution % Difference	Delivery 1/25 Prices	Delivery 8/25 Prices	Delivery % Difference	Bundled 1/25 Prices	Bundled 8/25 Prices	Bundled % Difference
MGS-S Customer 6198	\$ 2,615.31	-3.08%	\$ 6,499.36	\$ 6,416.26	-1.28%	\$ 20,709.19	\$ 20,626.09	-0.40%
MGS-S Customer 6199	\$ 1,790.83	-2.97%	\$ 4,279.36	\$ 4,224.56	-1.28%	\$ 13,086.80	\$ 13,032.00	-0.42%
MGS-S Customer 6200	\$ 1,056.14	-2.31%	\$ 1,930.46	\$ 1,905.53	-1.29%	\$ 4,881.32	\$ 4,856.39	-0.51%
MGS-S Customer 6201	\$ 7,510.93	-3.61%	\$ 21,685.56	\$ 21,404.62	-1.30%	\$ 54,959.14	\$ 54,678.20	-0.51%
MGS-S Customer 6202	\$ 1,832.42	-2.71%	\$ 3,891.52	\$ 3,840.41	-1.31%	\$ 7,118.21	\$ 7,067.10	-0.72%
MGS-S Customer 6203	\$ 2,710.77	-3.09%	\$ 6,609.48	\$ 6,523.03	-1.31%	\$ 13,305.67	\$ 13,219.22	-0.65%
MGS-S Customer 6204	\$ 4,803.45	-3.44%	\$ 13,272.30	\$ 13,101.23	-1.29%	\$ 36,380.98	\$ 36,209.91	-0.47%
MGS-S Customer 6205	\$ 1,309.17	-2.63%	\$ 2,736.35	\$ 2,700.99	-1.29%	\$ 7,198.46	\$ 7,163.10	-0.49%
MGS-S Customer 6206	\$ 1,930.96	-2.78%	\$ 4,260.08	\$ 4,204.82	-1.30%	\$ 10,532.36	\$ 10,477.10	-0.52%
MGS-S Customer 6207	\$ 4,127.93	-3.37%	\$ 11,126.83	\$ 10,982.95	-1.29%	\$ 28,917.68	\$ 28,773.80	-0.50%
MGS-S Customer 6208	\$ 1,679.64	-2.61%	\$ 3,518.76	\$ 3,473.71	-1.28%	\$ 10,840.78	\$ 10,795.73	-0.42%
MGS-S Customer 6209	\$ 3,191.28	-3.22%	\$ 8,109.86	\$ 8,003.62	-1.31%	\$ 16,267.94	\$ 16,161.70	-0.65%
MGS-S Customer 6210	\$ 1,573.77	-2.53%	\$ 3,145.47	\$ 3,104.65	-1.30%	\$ 7,744.93	\$ 7,704.11	-0.53%
MGS-S Customer 6211	\$ 2,022.90	-2.83%	\$ 4,544.62	\$ 4,485.76	-1.30%	\$ 11,427.86	\$ 11,369.00	-0.52%
MGS-S Customer 6212	\$ 1,050.69	-2.32%	\$ 1,924.11	\$ 1,899.18	-1.30%	\$ 4,851.32	\$ 4,826.39	-0.51%
MGS-S Customer 6213	\$ 2,801.58	-3.13%	\$ 6,770.82	\$ 6,680.38	-1.34%	\$ 7,145.60	\$ 7,055.16	-1.27%
MGS-S Customer 6214	\$ 2,253.50	-2.94%	\$ 5,218.57	\$ 5,150.36	-1.31%	\$ 10,892.79	\$ 10,824.58	-0.63%
MGS-S Customer 6215	\$ 2,073.71	-2.86%	\$ 4,661.50	\$ 4,600.51	-1.31%	\$ 9,563.87	\$ 9,502.88	-0.64%
MGS-S Customer 6216	\$ 3,057.43	-3.19%	\$ 7,746.79	\$ 7,646.03	-1.30%	\$ 18,094.51	\$ 17,993.75	-0.56%
MGS-S Customer 6217	\$ 3,628.58	-3.30%	\$ 9,460.94	\$ 9,337.08	-1.31%	\$ 19,187.06	\$ 19,063.20	-0.65%
MGS-S Customer 6218	\$ 16,404.30	-3.84%	\$ 50,633.12	\$ 49,977.38	-1.30%	\$ 228,075.45	\$ 227,419.71	-0.29%
MGS-S Customer 6219	\$ 1,682.74	-2.62%	\$ 3,491.85	\$ 3,446.61	-1.30%	\$ 8,868.76	\$ 8,823.52	-0.51%
MGS-S Customer 6220	\$ 1,747.30	-2.94%	\$ 4,040.75	\$ 3,987.78	-1.31%	\$ 7,783.34	\$ 7,730.37	-0.68%
MGS-S Customer 6221	\$ 3,716.88	-3.32%	\$ 10,010.69	\$ 9,882.92	-1.28%	\$ 32,753.73	\$ 32,625.96	-0.39%
MGS-S Customer 6222	\$ 4,667.64	-3.43%	\$ 13,185.23	\$ 13,019.26	-1.26%	\$ 51,212.18	\$ 51,046.21	-0.32%
MGS-S Customer 6223	\$ 3,939.12	-3.48%	\$ 10,901.84	\$ 10,759.85	-1.30%	\$ 25,143.66	\$ 25,001.67	-0.56%
MGS-S Customer 6224	\$ 1,241.53	-2.56%	\$ 2,534.55	\$ 2,501.90	-1.29%	\$ 7,066.48	\$ 7,033.83	-0.46%
MGS-S Customer 6225	\$ 9,992.23	-3.67%	\$ 30,617.76	\$ 30,236.76	-1.24%	\$ 134,620.55	\$ 134,239.55	-0.28%
MGS-S Customer 6226	\$ 2,410.91	-3.21%	\$ 6,242.90	\$ 6,162.87	-1.28%	\$ 19,005.47	\$ 18,925.44	-0.42%
MGS-S Customer 6227	\$ 3,361.97	-3.25%	\$ 8,826.93	\$ 8,713.88	-1.28%	\$ 27,045.13	\$ 26,932.08	-0.42%
MGS-S Customer 6228	\$ 2,341.13	-2.98%	\$ 5,592.14	\$ 5,520.31	-1.28%	\$ 16,406.05	\$ 16,334.22	-0.44%
MGS-S Customer 6229	\$ 4,171.17	-3.38%	\$ 11,539.07	\$ 11,393.04	-1.27%	\$ 42,132.02	\$ 41,985.99	-0.35%
MGS-S Customer 6230	\$ 2,047.51	-2.84%	\$ 4,647.12	\$ 4,587.22	-1.29%	\$ 12,792.75	\$ 12,732.85	-0.47%
MGS-S Customer 6231	\$ 1,966.91	-2.80%	\$ 4,352.47	\$ 4,295.84	-1.30%	\$ 10,042.34	\$ 9,985.71	-0.56%
MGS-S Customer 6232	\$ 23,193.10	-3.93%	\$ 71,240.18	\$ 70,291.88	-1.33%	\$ 306,349.10	\$ 305,400.80	-0.31%
MGS-S Customer 6233	\$ 1,095.01	-1.92%	\$ 1,801.87	\$ 1,780.40	-1.19%	\$ 11,472.35	\$ 11,450.88	-0.19%
MGS-S Customer 6234	\$ 5,397.20	-3.50%	\$ 14,812.59	\$ 14,617.07	-1.32%	\$ 24,351.32	\$ 24,155.80	-0.80%
MGS-S Customer 6235	\$ 6,723.32	-3.57%	\$ 19,301.91	\$ 19,052.99	-1.29%	\$ 52,895.43	\$ 52,646.51	-0.47%
MGS-S Customer 6236	\$ 4,129.27	-3.37%	\$ 11,228.41	\$ 11,084.29	-1.28%	\$ 33,345.29	\$ 33,201.17	-0.43%
MGS-S Customer 6237	\$ 1,389.83	-2.70%	\$ 3,153.09	\$ 3,114.53	-1.22%	\$ 16,243.14	\$ 16,204.58	-0.24%

Internal Use

Customer	Distribution 8/25 Prices	Distribution % Difference	Delivery 1/25 Prices	Delivery 8/25 Prices	Delivery % Difference	Bundled 1/25 Prices	Bundled 8/25 Prices	Bundled % Difference
MGS-S Customer 6238	\$ 2,200.80	-2.92%	\$ 5,083.53	\$ 5,017.39	-1.30%	\$ 11,811.37	\$ 11,745.23	-0.56%
MGS-S Customer 6239	\$ 3,311.51	-3.25%	\$ 8,630.20	\$ 8,519.11	-1.29%	\$ 24,490.23	\$ 24,379.14	-0.45%
MGS-S Customer 6240	\$ 3,306.30	-3.24%	\$ 8,623.60	\$ 8,512.72	-1.29%	\$ 24,925.48	\$ 24,814.60	-0.44%
MGS-S Customer 6241	\$ 2,037.98	-3.08%	\$ 5,039.78	\$ 4,974.98	-1.29%	\$ 14,484.59	\$ 14,419.79	-0.45%
MGS-S Customer 6242	\$ 1,225.15	-2.55%	\$ 2,512.75	\$ 2,480.73	-1.27%	\$ 8,339.51	\$ 8,307.49	-0.38%
MGS-S Customer 6243	\$ 1,895.66	-3.02%	\$ 4,615.65	\$ 4,556.57	-1.28%	\$ 14,274.70	\$ 14,215.62	-0.41%
MGS-S Customer 6244	\$ 2,226.89	-3.15%	\$ 5,632.27	\$ 5,559.80	-1.29%	\$ 16,045.00	\$ 15,972.53	-0.45%
MGS-S Customer 6245	\$ 2,898.25	-3.15%	\$ 7,292.70	\$ 7,198.33	-1.29%	\$ 18,862.01	\$ 18,767.64	-0.50%
MGS-S Customer 6246	\$ 2,944.64	-3.17%	\$ 7,291.17	\$ 7,194.89	-1.32%	\$ 11,817.84	\$ 11,721.56	-0.81%
MGS-S Customer 6247	\$ 2,431.68	-3.01%	\$ 5,905.42	\$ 5,829.92	-1.28%	\$ 18,647.19	\$ 18,571.69	-0.40%
MGS-S Customer 6248	\$ 1,804.83	-2.98%	\$ 4,316.51	\$ 4,261.13	-1.28%	\$ 12,821.84	\$ 12,766.46	-0.43%
MGS-S Customer 6249	\$ 1,895.35	-3.02%	\$ 4,661.06	\$ 4,601.98	-1.27%	\$ 16,541.05	\$ 16,481.97	-0.36%
MGS-S Customer 6250	\$ 7,414.48	-3.74%	\$ 21,000.40	\$ 20,712.17	-1.37%	\$ 64,905.07	\$ 64,616.84	-0.44%
MGS-S Customer 6251	\$ 8,641.11	-3.65%	\$ 25,759.86	\$ 25,432.92	-1.27%	\$ 90,524.51	\$ 90,197.57	-0.36%
MGS-S Customer 6252	\$ 8,807.82	-3.65%	\$ 26,290.82	\$ 25,957.51	-1.27%	\$ 93,249.33	\$ 92,916.02	-0.36%
MGS-S Customer 6253	\$ 2,020.26	-2.83%	\$ 4,527.25	\$ 4,468.37	-1.30%	\$ 10,646.75	\$ 10,587.87	-0.55%
MGS-S Customer 6254	\$ 2,435.18	-3.01%	\$ 5,929.43	\$ 5,853.84	-1.27%	\$ 19,450.02	\$ 19,374.43	-0.39%
MGS-S Customer 6255	\$ 1,706.65	-2.93%	\$ 3,988.39	\$ 3,936.93	-1.29%	\$ 10,866.26	\$ 10,814.80	-0.47%
MGS-S Customer 6256	\$ 7,215.63	-3.59%	\$ 20,674.18	\$ 20,405.12	-1.30%	\$ 48,006.05	\$ 47,736.99	-0.56%
MGS-S Customer 6257	\$ 3,873.47	-3.34%	\$ 10,295.22	\$ 10,161.57	-1.30%	\$ 24,884.40	\$ 24,750.75	-0.54%
MGS-S Customer 6258	\$ 2,935.75	-3.33%	\$ 8,022.65	\$ 7,921.48	-1.26%	\$ 30,440.61	\$ 30,339.44	-0.33%
MGS-S Customer 6259	\$ 2,445.42	-3.01%	\$ 5,814.75	\$ 5,738.88	-1.30%	\$ 12,516.43	\$ 12,440.56	-0.61%
MGS-S Customer 6260	\$ 4,421.17	-3.41%	\$ 12,310.66	\$ 12,154.54	-1.27%	\$ 43,721.74	\$ 43,565.62	-0.36%
MGS-S Customer 6261	\$ 3,485.79	-3.28%	\$ 9,333.25	\$ 9,215.17	-1.27%	\$ 33,977.64	\$ 33,859.56	-0.35%
MGS-S Customer 6262	\$ 3,091.46	-3.20%	\$ 7,988.75	\$ 7,886.67	-1.28%	\$ 25,309.29	\$ 25,207.21	-0.40%
MGS-S Customer 6263	\$ 3,716.88	-3.32%	\$ 10,020.12	\$ 9,892.60	-1.27%	\$ 33,818.04	\$ 33,690.52	-0.38%
MGS-S Customer 6264	\$ 2,004.60	-2.82%	\$ 4,571.58	\$ 4,513.38	-1.27%	\$ 15,301.05	\$ 15,242.85	-0.38%
MGS-S Customer 6265	\$ 3,620.06	-3.31%	\$ 9,512.27	\$ 9,388.47	-1.30%	\$ 22,301.35	\$ 22,177.55	-0.56%
MGS-S Customer 6266	\$ 3,368.69	-3.26%	\$ 9,058.66	\$ 8,945.17	-1.25%	\$ 37,234.94	\$ 37,121.45	-0.30%
MGS-S Customer 6267	\$ 1,845.77	-2.73%	\$ 4,001.63	\$ 3,949.84	-1.29%	\$ 10,302.36	\$ 10,250.57	-0.50%
MGS-S Customer 6268	\$ 3,386.34	-3.26%	\$ 8,926.45	\$ 8,812.38	-1.28%	\$ 28,345.10	\$ 28,231.03	-0.40%
MGS-S Customer 6269	\$ 2,933.98	-3.16%	\$ 7,448.31	\$ 7,352.46	-1.29%	\$ 21,251.36	\$ 21,155.51	-0.45%
MGS-S Customer 6270	\$ 3,732.29	-3.32%	\$ 9,820.17	\$ 9,692.08	-1.30%	\$ 21,685.31	\$ 21,557.22	-0.59%
MGS-S Customer 6271	\$ 4,110.94	-3.37%	\$ 11,283.65	\$ 11,140.34	-1.27%	\$ 38,980.59	\$ 38,837.28	-0.37%
MGS-S Customer 6272	\$ 2,460.61	-3.23%	\$ 6,423.58	\$ 6,341.58	-1.28%	\$ 20,769.27	\$ 20,687.27	-0.39%
MGS-S Customer 6273	\$ 4,396.07	-3.40%	\$ 12,240.07	\$ 12,085.20	-1.27%	\$ 44,471.57	\$ 44,316.70	-0.35%
MGS-S Customer 6274	\$ 3,020.06	-3.18%	\$ 7,815.33	\$ 7,716.06	-1.27%	\$ 27,002.48	\$ 26,903.21	-0.37%
MGS-S Customer 6275	\$ 3,964.79	-3.48%	\$ 11,374.53	\$ 11,231.72	-1.26%	\$ 45,489.09	\$ 45,346.28	-0.31%
MGS-S Customer 6276	\$ 1,175.96	-2.49%	\$ 2,328.36	\$ 2,298.34	-1.29%	\$ 6,437.74	\$ 6,407.72	-0.47%
MGS-S Customer 6277	\$ 1,413.78	-2.73%	\$ 3,055.46	\$ 3,015.83	-1.30%	\$ 7,548.31	\$ 7,508.68	-0.53%

Customer	Distribution 8/25 Prices	Distribution % Difference	Delivery 1/25 Prices	Delivery 8/25 Prices	Delivery % Difference	Bundled 1/25 Prices	Bundled 8/25 Prices	Bundled % Difference
MGS-S Customer 6278	\$ 1,782.10	-2.96%	\$ 4,205.88	\$ 4,151.45	-1.29%	\$ 10,746.33	\$ 10,691.90	-0.51%
MGS-S Customer 6279	\$ 3,190.10	-3.22%	\$ 8,160.49	\$ 8,054.40	-1.30%	\$ 19,198.36	\$ 19,092.27	-0.55%
MGS-S Customer 6280	\$ 5,097.77	-3.49%	\$ 14,386.29	\$ 14,201.92	-1.28%	\$ 45,072.94	\$ 44,888.57	-0.41%
MGS-S Customer 6281	\$ 1,769.59	-2.96%	\$ 4,194.67	\$ 4,140.68	-1.29%	\$ 11,865.30	\$ 11,811.31	-0.46%
MGS-S Customer 6282	\$ 2,996.17	-3.17%	\$ 7,689.70	\$ 7,591.51	-1.28%	\$ 24,537.65	\$ 24,439.46	-0.40%
MGS-S Customer 6283	\$ 2,138.44	-3.05%	\$ 4,702.59	\$ 4,635.37	-1.43%	\$ 12,609.64	\$ 12,542.42	-0.53%
MGS-S Customer 6284	\$ 1,573.39	-2.52%	\$ 3,136.52	\$ 3,095.78	-1.30%	\$ 7,501.39	\$ 7,460.65	-0.54%
MGS-S Customer 6285	\$ 4,196.66	-3.38%	\$ 11,566.28	\$ 11,419.26	-1.27%	\$ 39,812.26	\$ 39,665.24	-0.37%
MGS-S Customer 6286	\$ 2,518.60	-3.24%	\$ 6,491.26	\$ 6,407.01	-1.30%	\$ 15,814.83	\$ 15,730.58	-0.53%
MGS-S Customer 6287	\$ 3,550.90	-3.29%	\$ 9,520.10	\$ 9,399.36	-1.27%	\$ 33,579.46	\$ 33,458.72	-0.36%
MGS-S Customer 6288	\$ 3,462.47	-3.27%	\$ 9,195.61	\$ 9,078.56	-1.27%	\$ 30,750.31	\$ 30,633.26	-0.38%
MGS-S Customer 6289	\$ 2,110.63	-2.88%	\$ 4,880.83	\$ 4,818.34	-1.28%	\$ 15,036.36	\$ 14,973.87	-0.42%
MGS-S Customer 6290	\$ 4,392.93	-3.40%	\$ 12,099.29	\$ 11,944.68	-1.28%	\$ 38,242.82	\$ 38,088.21	-0.40%
MGS-S Customer 6291	\$ 3,581.52	-3.29%	\$ 9,568.09	\$ 9,446.23	-1.27%	\$ 31,758.09	\$ 31,636.23	-0.38%
MGS-S Customer 6292	\$ 3,285.35	-3.40%	\$ 9,141.12	\$ 9,025.42	-1.27%	\$ 33,602.69	\$ 33,486.99	-0.34%
MGS-S Customer 6293	\$ 2,294.25	-2.96%	\$ 5,330.28	\$ 5,260.38	-1.31%	\$ 10,340.74	\$ 10,270.84	-0.68%
MGS-S Customer 6294	\$ 1,888.90	-2.76%	\$ 4,140.46	\$ 4,086.89	-1.29%	\$ 10,763.18	\$ 10,709.61	-0.50%
MGS-S Customer 6295	\$ 1,978.81	-2.81%	\$ 4,475.38	\$ 4,418.18	-1.28%	\$ 14,205.85	\$ 14,148.65	-0.40%
MGS-S Customer 6296	\$ 3,785.26	-3.32%	\$ 9,991.65	\$ 9,861.57	-1.30%	\$ 22,761.76	\$ 22,631.68	-0.57%
MGS-S Customer 6297	\$ 1,661.20	-2.90%	\$ 3,840.13	\$ 3,790.49	-1.29%	\$ 10,134.69	\$ 10,085.05	-0.49%
MGS-S Customer 6298	\$ 8,054.83	-3.74%	\$ 22,679.87	\$ 22,366.83	-1.38%	\$ 56,808.14	\$ 56,495.10	-0.55%
MGS-S Customer 6299	\$ 4,039.60	-3.36%	\$ 11,236.01	\$ 11,095.45	-1.25%	\$ 46,858.85	\$ 46,718.29	-0.30%
MGS-S Customer 6300	\$ 2,650.44	-3.09%	\$ 6,499.49	\$ 6,415.10	-1.30%	\$ 15,820.43	\$ 15,736.04	-0.53%
MGS-S Customer 6301	\$ 2,514.19	-3.04%	\$ 6,115.71	\$ 6,036.92	-1.29%	\$ 17,027.89	\$ 16,949.10	-0.46%
MGS-S Customer 6302	\$ 2,996.20	-3.18%	\$ 7,833.30	\$ 7,734.90	-1.26%	\$ 31,234.50	\$ 31,136.10	-0.32%
MGS-S Customer 6303	\$ 3,202.05	-3.23%	\$ 8,465.54	\$ 8,358.78	-1.26%	\$ 32,243.01	\$ 32,136.25	-0.33%
MGS-S Customer 6304	\$ 2,273.38	-2.94%	\$ 5,305.54	\$ 5,236.58	-1.30%	\$ 12,444.62	\$ 12,375.66	-0.55%
MGS-S Customer 6305	\$ 2,232.68	-2.93%	\$ 5,223.31	\$ 5,155.84	-1.29%	\$ 13,989.62	\$ 13,922.15	-0.48%
MGS-S Customer 6306	\$ 4,027.81	-3.36%	\$ 11,067.10	\$ 10,927.14	-1.26%	\$ 40,451.14	\$ 40,311.18	-0.35%
MGS-S Customer 6307	\$ 3,564.74	-3.29%	\$ 9,457.46	\$ 9,336.07	-1.28%	\$ 28,195.90	\$ 28,074.51	-0.43%
MGS-S Customer 6308	\$ 2,969.97	-3.34%	\$ 7,955.94	\$ 7,853.22	-1.29%	\$ 21,629.76	\$ 21,527.04	-0.47%
MGS-S Customer 6309	\$ 2,194.97	-2.91%	\$ 5,070.76	\$ 5,004.94	-1.30%	\$ 12,252.00	\$ 12,186.18	-0.54%
MGS-S Customer 6310	\$ 5,070.66	-3.47%	\$ 13,959.73	\$ 13,777.38	-1.31%	\$ 30,011.49	\$ 29,829.14	-0.61%
MGS-S Customer 6311	\$ 2,526.19	-3.05%	\$ 6,135.33	\$ 6,055.97	-1.29%	\$ 16,040.16	\$ 15,960.80	-0.49%
MGS-S Customer 6312	\$ 1,561.84	-2.51%	\$ 3,106.92	\$ 3,066.67	-1.30%	\$ 7,782.36	\$ 7,742.11	-0.52%
MGS-S Customer 6313	\$ 6,197.27	-3.55%	\$ 17,995.66	\$ 17,767.50	-1.27%	\$ 64,286.16	\$ 64,058.00	-0.35%
MGS-S Customer 6314	\$ 6,761.63	-3.58%	\$ 19,316.48	\$ 19,065.77	-1.30%	\$ 47,356.78	\$ 47,106.07	-0.53%
MGS-S Customer 6315	\$ 9,577.00	-3.79%	\$ 27,208.20	\$ 26,830.77	-1.39%	\$ 62,310.00	\$ 61,932.57	-0.61%
MGS-S Customer 6316	\$ 1,723.57	-2.65%	\$ 3,615.30	\$ 3,568.45	-1.30%	\$ 9,080.42	\$ 9,033.57	-0.52%
MGS-S Customer 6317	\$ 4,813.25	-3.45%	\$ 13,349.70	\$ 13,177.70	-1.29%	\$ 37,505.04	\$ 37,333.04	-0.46%

Customer	Distribution 8/25 Prices	Distribution % Difference	Delivery 1/25 Prices	Delivery 8/25 Prices	Delivery % Difference	Bundled 1/25 Prices	Bundled 8/25 Prices	Bundled % Difference
MGS-S Customer 6318	\$ 2,433.95	-3.01%	\$ 5,859.82	\$ 5,784.30	-1.29%	\$ 16,198.40	\$ 16,122.88	-0.47%
MGS-S Customer 6319	\$ 3,999.03	-3.36%	\$ 10,847.84	\$ 10,708.89	-1.28%	\$ 33,362.70	\$ 33,223.75	-0.42%
MGS-S Customer 6320	\$ 2,732.19	-3.11%	\$ 6,712.68	\$ 6,624.93	-1.31%	\$ 14,243.68	\$ 14,155.93	-0.62%
MGS-S Customer 6321	\$ 2,507.24	-3.04%	\$ 6,114.76	\$ 6,036.23	-1.28%	\$ 17,979.90	\$ 17,901.37	-0.44%
MGS-S Customer 6322	\$ 12,766.93	-3.72%	\$ 38,753.61	\$ 38,260.41	-1.27%	\$ 130,713.01	\$ 130,219.81	-0.38%
MGS-S Customer 6323	\$ 3,228.98	-3.23%	\$ 8,542.29	\$ 8,434.52	-1.26%	\$ 32,288.91	\$ 32,181.14	-0.33%
MGS-S Customer 6324	\$ 4,466.22	-3.41%	\$ 12,492.57	\$ 12,334.73	-1.26%	\$ 46,398.03	\$ 46,240.19	-0.34%
MGS-S Customer 6325	\$ 2,483.13	-3.23%	\$ 6,379.04	\$ 6,296.22	-1.30%	\$ 15,428.04	\$ 15,345.22	-0.54%
MGS-S Customer 6326	\$ 3,233.67	-3.24%	\$ 8,141.17	\$ 8,032.76	-1.33%	\$ 10,413.42	\$ 10,305.01	-1.04%
MGS-S Customer 6327	\$ 3,186.07	-3.22%	\$ 8,240.72	\$ 8,134.69	-1.29%	\$ 23,563.48	\$ 23,457.45	-0.45%
MGS-S Customer 6328	\$ 3,375.84	-3.26%	\$ 8,807.02	\$ 8,693.36	-1.29%	\$ 23,885.25	\$ 23,771.59	-0.48%
MGS-S Customer 6329	\$ 1,648.03	-2.60%	\$ 3,409.61	\$ 3,365.70	-1.29%	\$ 9,692.40	\$ 9,648.49	-0.45%
MGS-S Customer 6330	\$ 4,825.79	-3.70%	\$ 12,351.60	\$ 12,166.28	-1.50%	\$ 23,110.67	\$ 22,925.35	-0.80%
MGS-S Customer 6331	\$ 1,720.98	-2.93%	\$ 4,013.87	\$ 3,961.91	-1.29%	\$ 10,192.11	\$ 10,140.15	-0.51%
MGS-S Customer 6332	\$ 2,110.64	-3.11%	\$ 5,372.94	\$ 5,305.14	-1.26%	\$ 20,204.48	\$ 20,136.68	-0.34%
MGS-S Customer 6333	\$ 2,269.99	-2.95%	\$ 5,313.31	\$ 5,244.25	-1.30%	\$ 12,726.74	\$ 12,657.68	-0.54%
MGS-S Customer 6334	\$ 1,889.36	-3.01%	\$ 4,490.71	\$ 4,432.06	-1.31%	\$ 9,385.42	\$ 9,326.77	-0.62%
MGS-S Customer 6335	\$ 2,847.46	-3.31%	\$ 7,634.65	\$ 7,537.23	-1.28%	\$ 24,562.58	\$ 24,465.16	-0.40%
MGS-S Customer 6336	\$ 2,514.95	-3.04%	\$ 6,112.86	\$ 6,034.08	-1.29%	\$ 16,883.81	\$ 16,805.03	-0.47%
MGS-S Customer 6337	\$ 1,546.95	-2.82%	\$ 3,489.78	\$ 3,444.92	-1.29%	\$ 9,926.60	\$ 9,881.74	-0.45%
MGS-S Customer 6338	\$ 3,029.09	-3.18%	\$ 7,722.57	\$ 7,623.00	-1.29%	\$ 21,178.26	\$ 21,078.69	-0.47%
MGS-S Customer 6339	\$ 1,724.82	-2.94%	\$ 4,040.45	\$ 3,988.26	-1.29%	\$ 10,761.44	\$ 10,709.25	-0.48%
MGS-S Customer 6340	\$ 2,930.75	-3.33%	\$ 7,961.64	\$ 7,860.65	-1.27%	\$ 28,072.05	\$ 27,971.06	-0.36%
MGS-S Customer 6341	\$ 3,537.69	-3.28%	\$ 9,490.60	\$ 9,370.63	-1.26%	\$ 34,646.89	\$ 34,526.92	-0.35%
MGS-S Customer 6342	\$ 9,533.86	-3.67%	\$ 28,440.76	\$ 28,077.99	-1.28%	\$ 92,926.60	\$ 92,563.83	-0.39%
MGS-S Customer 6343	\$ 1,066.51	-2.33%	\$ 1,938.23	\$ 1,912.83	-1.31%	\$ 3,623.28	\$ 3,597.88	-0.70%
MGS-S Customer 6344	\$ 2,026.36	-3.08%	\$ 4,953.14	\$ 4,888.80	-1.30%	\$ 11,838.55	\$ 11,774.21	-0.54%
MGS-S Customer 6345	\$ 1,287.86	-2.60%	\$ 2,663.63	\$ 2,629.29	-1.29%	\$ 7,119.91	\$ 7,085.57	-0.48%
MGS-S Customer 6346	\$ 2,644.90	-3.09%	\$ 6,501.58	\$ 6,417.32	-1.30%	\$ 16,526.05	\$ 16,441.79	-0.51%
MGS-S Customer 6347	\$ 2,056.89	-3.09%	\$ 5,068.86	\$ 5,003.22	-1.29%	\$ 12,940.83	\$ 12,875.19	-0.51%
MGS-S Customer 6348	\$ 1,401.07	-2.71%	\$ 3,010.53	\$ 2,971.55	-1.29%	\$ 7,526.12	\$ 7,487.14	-0.52%
MGS-S Customer 6349	\$ 2,733.58	-3.11%	\$ 6,627.49	\$ 6,539.89	-1.32%	\$ 10,285.30	\$ 10,197.70	-0.85%
MGS-S Customer 6350	\$ 1,610.54	-2.85%	\$ 3,652.44	\$ 3,605.17	-1.29%	\$ 9,036.20	\$ 8,988.93	-0.52%
MGS-S Customer 6351	\$ 1,483.81	-2.77%	\$ 3,230.23	\$ 3,187.96	-1.31%	\$ 6,406.76	\$ 6,364.49	-0.66%
MGS-S Customer 6352	\$ 1,329.45	-2.65%	\$ 2,791.88	\$ 2,755.66	-1.30%	\$ 6,874.98	\$ 6,838.76	-0.53%
MGS-S Customer 6353	\$ 2,030.17	-3.08%	\$ 5,127.74	\$ 5,063.15	-1.26%	\$ 19,771.89	\$ 19,707.30	-0.33%
MGS-S Customer 6354	\$ 1,798.95	-2.69%	\$ 3,954.32	\$ 3,904.58	-1.26%	\$ 15,248.83	\$ 15,199.09	-0.33%
MGS-S Customer 6355	\$ 5,448.67	-3.50%	\$ 15,322.78	\$ 15,125.45	-1.29%	\$ 42,896.89	\$ 42,699.56	-0.46%
MGS-S Customer 6356	\$ 2,689.22	-3.10%	\$ 6,646.99	\$ 6,561.01	-1.29%	\$ 17,381.95	\$ 17,295.97	-0.49%
MGS-S Customer 6357	\$ 3,537.46	-3.29%	\$ 9,362.72	\$ 9,242.54	-1.28%	\$ 27,756.89	\$ 27,636.71	-0.43%

Customer	Distribution 8/25 Prices	Distribution % Difference	Delivery 1/25 Prices	Delivery 8/25 Prices	Delivery % Difference	Bundled 1/25 Prices	Bundled 8/25 Prices	Bundled % Difference
MGS-S Customer 6358	\$ 2,416.21	-3.01%	\$ 5,873.07	\$ 5,798.17	-1.28%	\$ 19,255.63	\$ 19,180.73	-0.39%
MGS-S Customer 6359	\$ 2,792.21	-3.13%	\$ 7,020.49	\$ 6,930.33	-1.28%	\$ 20,773.26	\$ 20,683.10	-0.43%
MGS-S Customer 6360	\$ 2,672.61	-3.28%	\$ 7,133.95	\$ 7,043.44	-1.27%	\$ 25,023.30	\$ 24,932.79	-0.36%
MGS-S Customer 6361	\$ 4,988.87	-3.46%	\$ 14,081.59	\$ 13,902.90	-1.27%	\$ 49,101.12	\$ 48,922.43	-0.36%
MGS-S Customer 6362	\$ 2,507.60	-3.04%	\$ 6,120.15	\$ 6,041.65	-1.28%	\$ 18,314.37	\$ 18,235.87	-0.43%
MGS-S Customer 6363	\$ 3,133.34	-3.21%	\$ 8,183.23	\$ 8,079.42	-1.27%	\$ 28,723.27	\$ 28,619.46	-0.36%
MGS-S Customer 6364	\$ 8,836.12	-3.65%	\$ 26,711.91	\$ 26,377.09	-1.25%	\$ 109,255.98	\$ 108,921.16	-0.31%
MGS-S Customer 6365	\$ 2,898.07	-3.15%	\$ 7,287.86	\$ 7,193.58	-1.29%	\$ 18,860.48	\$ 18,766.20	-0.50%
MGS-S Customer 6366	\$ 4,695.73	-3.41%	\$ 12,827.45	\$ 12,661.85	-1.29%	\$ 32,846.44	\$ 32,680.84	-0.50%
MGS-S Customer 6367	\$ 3,769.86	-3.30%	\$ 9,986.94	\$ 9,858.16	-1.29%	\$ 26,495.75	\$ 26,366.97	-0.49%
MGS-S Customer 6368	\$ 1,821.82	-2.71%	\$ 3,925.28	\$ 3,874.44	-1.30%	\$ 9,985.82	\$ 9,934.98	-0.51%
MGS-S Customer 6369	\$ 3,012.88	-3.18%	\$ 7,628.74	\$ 7,529.86	-1.30%	\$ 18,974.67	\$ 18,875.79	-0.52%
MGS-S Customer 6370	\$ 2,506.11	-3.08%	\$ 5,847.03	\$ 5,767.29	-1.36%	\$ 9,370.92	\$ 9,291.18	-0.85%
MGS-S Customer 6371	\$ 3,839.39	-3.33%	\$ 10,335.70	\$ 10,203.31	-1.28%	\$ 31,671.01	\$ 31,538.62	-0.42%
MGS-S Customer 6372	\$ 1,859.87	-3.01%	\$ 4,515.99	\$ 4,458.36	-1.28%	\$ 14,578.85	\$ 14,521.22	-0.40%
MGS-S Customer 6373	\$ 1,849.39	-3.00%	\$ 4,501.92	\$ 4,444.70	-1.27%	\$ 15,418.67	\$ 15,361.45	-0.37%
MGS-S Customer 6374	\$ 1,723.69	-2.92%	\$ 3,948.26	\$ 3,896.35	-1.31%	\$ 6,911.00	\$ 6,859.09	-0.75%
MGS-S Customer 6375	\$ 3,378.84	-3.26%	\$ 8,843.83	\$ 8,730.08	-1.29%	\$ 25,352.64	\$ 25,238.89	-0.45%
MGS-S Customer 6376	\$ 1,506.32	-2.81%	\$ 3,360.74	\$ 3,317.18	-1.30%	\$ 8,658.00	\$ 8,614.44	-0.50%
MGS-S Customer 6377	\$ 1,544.41	-2.82%	\$ 3,459.93	\$ 3,415.05	-1.30%	\$ 8,537.24	\$ 8,492.36	-0.53%
MGS-S Customer 6378	\$ 3,122.82	-3.37%	\$ 8,316.38	\$ 8,207.57	-1.31%	\$ 17,215.23	\$ 17,106.42	-0.63%
MGS-S Customer 6379	\$ 3,476.59	-3.28%	\$ 9,019.46	\$ 8,901.57	-1.31%	\$ 19,186.64	\$ 19,068.75	-0.61%
MGS-S Customer 6380	\$ 2,198.81	-3.14%	\$ 5,617.61	\$ 5,546.26	-1.27%	\$ 19,418.83	\$ 19,347.48	-0.37%
MGS-S Customer 6381	\$ 1,875.19	-3.01%	\$ 4,480.51	\$ 4,422.23	-1.30%	\$ 10,466.33	\$ 10,408.05	-0.56%
MGS-S Customer 6382	\$ 2,446.05	-3.22%	\$ 6,303.29	\$ 6,221.89	-1.29%	\$ 16,960.21	\$ 16,878.81	-0.48%
MGS-S Customer 6383	\$ 2,113.43	-3.11%	\$ 5,370.76	\$ 5,302.96	-1.26%	\$ 19,984.40	\$ 19,916.60	-0.34%
MGS-S Customer 6384	\$ 2,354.94	-3.20%	\$ 5,971.81	\$ 5,894.02	-1.30%	\$ 13,686.89	\$ 13,609.10	-0.57%
MGS-S Customer 6385	\$ 6,286.27	-3.55%	\$ 18,088.95	\$ 17,857.44	-1.28%	\$ 56,357.34	\$ 56,125.83	-0.41%
MGS-S Customer 6386	\$ 1,338.04	-2.28%	\$ 2,404.80	\$ 2,373.55	-1.30%	\$ 5,719.47	\$ 5,688.22	-0.55%
MGS-S Customer 6387	\$ 653.27	-1.34%	\$ 726.23	\$ 717.39	-1.22%	\$ 3,869.51	\$ 3,860.67	-0.23%
MGS-S Customer 6388	\$ 2,526.15	-3.24%	\$ 6,660.16	\$ 6,575.65	-1.27%	\$ 23,243.70	\$ 23,159.19	-0.36%
MGS-S Customer 6389	\$ 1,027.38	-2.28%	\$ 1,849.95	\$ 1,825.95	-1.30%	\$ 4,556.74	\$ 4,532.74	-0.53%
MGS-S Customer 6390	\$ 4,139.15	-3.39%	\$ 10,924.52	\$ 10,779.28	-1.33%	\$ 14,909.47	\$ 14,764.23	-0.97%
MGS-S Customer 6391	\$ 1,772.69	-2.96%	\$ 4,145.86	\$ 4,091.72	-1.31%	\$ 8,911.45	\$ 8,857.31	-0.61%
MGS-S Customer 6392	\$ 2,147.14	-2.90%	\$ 4,904.10	\$ 4,840.05	-1.31%	\$ 10,593.17	\$ 10,529.12	-0.60%
MGS-S Customer 6393	\$ 3,479.82	-3.28%	\$ 9,271.77	\$ 9,153.92	-1.27%	\$ 31,731.44	\$ 31,613.59	-0.37%
MGS-S Customer 6394	\$ 4,659.77	-3.43%	\$ 13,245.76	\$ 13,080.13	-1.25%	\$ 55,450.19	\$ 55,284.56	-0.30%
MGS-S Customer 6395	\$ 1,991.44	-3.07%	\$ 4,893.26	\$ 4,830.17	-1.29%	\$ 13,630.89	\$ 13,567.80	-0.46%
MGS-S Customer 6396	\$ 2,036.49	-2.83%	\$ 4,599.97	\$ 4,540.59	-1.29%	\$ 12,257.58	\$ 12,198.20	-0.48%
MGS-S Customer 6397	\$ 2,278.59	-3.17%	\$ 5,792.75	\$ 5,718.26	-1.29%	\$ 16,571.58	\$ 16,497.09	-0.45%

Customer	Distribution 8/25 Prices	Distribution % Difference	Delivery 1/25 Prices	Delivery 8/25 Prices	Delivery % Difference	Bundled 1/25 Prices	Bundled 8/25 Prices	Bundled % Difference
MGS-S Customer 6398	\$ 4,118.95	-3.70%	\$ 10,132.19	\$ 9,973.85	-1.56%	\$ 22,833.74	\$ 22,675.40	-0.69%
MGS-S Customer 6399	\$ 2,379.90	-2.99%	\$ 5,805.00	\$ 5,731.55	-1.27%	\$ 21,175.75	\$ 21,102.30	-0.35%
MGS-S Customer 6400	\$ 4,594.93	-3.44%	\$ 12,837.11	\$ 12,673.49	-1.27%	\$ 43,921.40	\$ 43,757.78	-0.37%
MGS-S Customer 6401	\$ 1,727.39	-2.66%	\$ 3,608.37	\$ 3,561.22	-1.31%	\$ 7,814.76	\$ 7,767.61	-0.60%
MGS-S Customer 6402	\$ 7,265.60	-3.60%	\$ 20,775.11	\$ 20,503.57	-1.31%	\$ 44,505.39	\$ 44,233.85	-0.61%
MGS-S Customer 6403	\$ 2,002.57	-2.82%	\$ 4,507.58	\$ 4,449.45	-1.29%	\$ 12,364.35	\$ 12,306.22	-0.47%
MGS-S Customer 6404	\$ 13,143.98	-3.73%	\$ 41,245.10	\$ 40,735.63	-1.24%	\$ 196,552.28	\$ 196,042.81	-0.26%
MGS-S Customer 6405	\$ 2,642.95	-3.08%	\$ 6,627.06	\$ 6,542.96	-1.27%	\$ 23,274.25	\$ 23,190.15	-0.36%
MGS-S Customer 6406	\$ 3,140.01	-3.21%	\$ 8,235.99	\$ 8,131.85	-1.26%	\$ 30,252.31	\$ 30,148.17	-0.34%
MGS-S Customer 6407	\$ 2,218.31	-2.92%	\$ 5,207.71	\$ 5,140.88	-1.28%	\$ 15,480.01	\$ 15,413.18	-0.43%
MGS-S Customer 6408	\$ 2,086.45	-2.86%	\$ 4,767.29	\$ 4,705.77	-1.29%	\$ 12,948.57	\$ 12,887.05	-0.48%
MGS-S Customer 6409	\$ 2,875.90	-3.15%	\$ 7,342.95	\$ 7,249.54	-1.27%	\$ 24,825.29	\$ 24,731.88	-0.38%
MGS-S Customer 6410	\$ 1,784.91	-2.69%	\$ 3,800.92	\$ 3,751.67	-1.30%	\$ 9,479.82	\$ 9,430.57	-0.52%
MGS-S Customer 6411	\$ 1,837.73	-2.72%	\$ 3,979.12	\$ 3,927.69	-1.29%	\$ 10,446.44	\$ 10,395.01	-0.49%
MGS-S Customer 6412	\$ 2,149.82	-2.89%	\$ 5,018.17	\$ 4,954.10	-1.28%	\$ 16,125.74	\$ 16,061.67	-0.40%
MGS-S Customer 6413	\$ 3,954.15	-3.35%	\$ 10,847.88	\$ 10,710.90	-1.26%	\$ 40,391.89	\$ 40,254.91	-0.34%
MGS-S Customer 6414	\$ 2,891.73	-3.32%	\$ 7,670.60	\$ 7,571.38	-1.29%	\$ 19,755.13	\$ 19,655.91	-0.50%
MGS-S Customer 6415	\$ 1,423.66	-2.37%	\$ 2,700.27	\$ 2,665.64	-1.28%	\$ 8,002.10	\$ 7,967.47	-0.43%
MGS-S Customer 6416	\$ 5,050.53	-3.46%	\$ 14,210.53	\$ 14,029.30	-1.28%	\$ 46,284.34	\$ 46,103.11	-0.39%
MGS-S Customer 6417	\$ 4,761.19	-3.55%	\$ 13,706.19	\$ 13,530.94	-1.28%	\$ 43,506.27	\$ 43,331.02	-0.40%
MGS-S Customer 6418	\$ 1,717.63	-2.93%	\$ 4,019.17	\$ 3,967.27	-1.29%	\$ 10,765.18	\$ 10,713.28	-0.48%
MGS-S Customer 6419	\$ 1,944.15	-3.05%	\$ 4,716.08	\$ 4,654.88	-1.30%	\$ 11,713.13	\$ 11,651.93	-0.52%
MGS-S Customer 6420	\$ 2,384.79	-2.99%	\$ 5,710.37	\$ 5,636.76	-1.29%	\$ 15,815.73	\$ 15,742.12	-0.47%
MGS-S Customer 6421	\$ 2,122.52	-2.88%	\$ 4,914.80	\$ 4,851.86	-1.28%	\$ 15,060.04	\$ 14,997.10	-0.42%
MGS-S Customer 6422	\$ 1,738.68	-2.65%	\$ 3,653.92	\$ 3,606.67	-1.29%	\$ 9,302.77	\$ 9,255.52	-0.51%
MGS-S Customer 6423	\$ 10,315.99	-3.68%	\$ 31,447.20	\$ 31,053.18	-1.25%	\$ 128,306.22	\$ 127,912.20	-0.31%
MGS-S Customer 6424	\$ 1,181.89	-2.07%	\$ 1,955.15	\$ 1,930.21	-1.28%	\$ 6,343.90	\$ 6,318.96	-0.39%
MGS-S Customer 6425	\$ 1,668.48	-2.90%	\$ 3,945.18	\$ 3,895.27	-1.27%	\$ 14,367.63	\$ 14,317.72	-0.35%
MGS-S Customer 6426	\$ 2,126.12	-3.13%	\$ 5,262.94	\$ 5,194.33	-1.30%	\$ 11,969.99	\$ 11,901.38	-0.57%
MGS-S Customer 6427	\$ 2,568.19	-3.06%	\$ 6,247.83	\$ 6,166.78	-1.30%	\$ 15,440.91	\$ 15,359.86	-0.52%
MGS-S Customer 6428	\$ 2,539.73	-3.05%	\$ 6,311.55	\$ 6,231.60	-1.27%	\$ 22,738.09	\$ 22,658.14	-0.35%
MGS-S Customer 6429	\$ 3,920.39	-3.35%	\$ 10,614.98	\$ 10,479.15	-1.28%	\$ 33,220.90	\$ 33,085.07	-0.41%
MGS-S Customer 6430	\$ 1,986.69	-2.80%	\$ 4,410.84	\$ 4,353.55	-1.30%	\$ 10,359.29	\$ 10,302.00	-0.55%
MGS-S Customer 6431	\$ 3,061.81	-3.19%	\$ 7,739.31	\$ 7,638.30	-1.31%	\$ 16,903.26	\$ 16,802.25	-0.60%
MGS-S Customer 6432	\$ 2,024.01	-3.08%	\$ 5,009.66	\$ 4,945.31	-1.28%	\$ 14,754.75	\$ 14,690.40	-0.44%
MGS-S Customer 6433	\$ 2,710.92	-3.10%	\$ 6,737.33	\$ 6,650.53	-1.29%	\$ 18,858.42	\$ 18,771.62	-0.46%
MGS-S Customer 6434	\$ 1,858.48	-2.74%	\$ 4,170.83	\$ 4,118.47	-1.26%	\$ 16,751.26	\$ 16,698.90	-0.31%
MGS-S Customer 6435	\$ 2,740.83	-3.11%	\$ 6,794.74	\$ 6,706.70	-1.30%	\$ 17,198.22	\$ 17,110.18	-0.51%
MGS-S Customer 6436	\$ 2,488.89	-3.03%	\$ 6,022.51	\$ 5,944.74	-1.29%	\$ 16,140.33	\$ 16,062.56	-0.48%
MGS-S Customer 6437	\$ 8,595.97	-3.89%	\$ 23,220.33	\$ 22,872.65	-1.50%	\$ 39,783.99	\$ 39,436.31	-0.87%

Customer	Distribution 8/25 Prices	Distribution % Difference	Delivery 1/25 Prices	Delivery 8/25 Prices	Delivery % Difference	Bundled 1/25 Prices	Bundled 8/25 Prices	Bundled % Difference
MGS-S Customer 6438	\$ 3,666.93	-3.32%	\$ 9,547.14	\$ 9,421.09	-1.32%	\$ 16,220.14	\$ 16,094.09	-0.78%
MGS-S Customer 6439	\$ 7,902.42	-3.68%	\$ 22,602.73	\$ 22,300.53	-1.34%	\$ 59,094.24	\$ 58,792.04	-0.51%
MGS-S Customer 6440	\$ 5,131.29	-3.57%	\$ 14,950.91	\$ 14,760.91	-1.27%	\$ 51,442.15	\$ 51,252.15	-0.37%
MGS-S Customer 6441	\$ 2,109.97	-3.11%	\$ 5,211.95	\$ 5,144.22	-1.30%	\$ 12,375.25	\$ 12,307.52	-0.55%
MGS-S Customer 6442	\$ 2,358.17	-2.98%	\$ 5,451.59	\$ 5,379.19	-1.33%	\$ 7,134.01	\$ 7,061.61	-1.01%
MGS-S Customer 6443	\$ 2,511.19	-3.04%	\$ 6,003.61	\$ 5,924.90	-1.31%	\$ 11,779.07	\$ 11,700.36	-0.67%
MGS-S Customer 6444	\$ 2,130.84	-2.89%	\$ 4,852.07	\$ 4,788.69	-1.31%	\$ 10,428.14	\$ 10,364.76	-0.61%
MGS-S Customer 6445	\$ 2,631.38	-3.07%	\$ 6,506.51	\$ 6,423.03	-1.28%	\$ 19,341.40	\$ 19,257.92	-0.43%
MGS-S Customer 6446	\$ 2,744.21	-3.11%	\$ 6,856.85	\$ 6,768.78	-1.28%	\$ 20,052.02	\$ 19,963.95	-0.44%
MGS-S Customer 6447	\$ 1,663.48	-2.60%	\$ 3,331.26	\$ 3,286.83	-1.33%	\$ 3,779.17	\$ 3,734.74	-1.18%
MGS-S Customer 6448	\$ 2,180.58	-2.90%	\$ 5,070.89	\$ 5,005.67	-1.29%	\$ 14,432.17	\$ 14,366.95	-0.45%
MGS-S Customer 6449	\$ 1,635.58	-2.58%	\$ 3,358.91	\$ 3,315.63	-1.29%	\$ 9,337.64	\$ 9,294.36	-0.46%
MGS-S Customer 6450	\$ 6,190.70	-3.54%	\$ 18,003.52	\$ 17,776.01	-1.26%	\$ 66,588.43	\$ 66,360.92	-0.34%
MGS-S Customer 6451	\$ 1,756.55	-2.95%	\$ 4,061.62	\$ 4,008.15	-1.32%	\$ 7,142.28	\$ 7,088.81	-0.75%
MGS-S Customer 6452	\$ 8,067.33	-3.63%	\$ 24,029.94	\$ 23,726.44	-1.26%	\$ 89,617.28	\$ 89,313.78	-0.34%
MGS-S Customer 6453	\$ 5,316.76	-3.49%	\$ 15,070.79	\$ 14,878.72	-1.27%	\$ 49,678.97	\$ 49,486.90	-0.39%
MGS-S Customer 6454	\$ 2,717.58	-3.29%	\$ 7,283.63	\$ 7,191.24	-1.27%	\$ 25,705.10	\$ 25,612.71	-0.36%
MGS-S Customer 6455	\$ 3,716.39	-3.32%	\$ 9,946.10	\$ 9,818.39	-1.28%	\$ 29,690.86	\$ 29,563.15	-0.43%
MGS-S Customer 6456	\$ 3,600.26	-3.31%	\$ 9,621.83	\$ 9,498.63	-1.28%	\$ 30,230.42	\$ 30,107.22	-0.41%
MGS-S Customer 6457	\$ 1,093.20	-1.92%	\$ 1,605.44	\$ 1,584.05	-1.33%	\$ 1,916.24	\$ 1,894.85	-1.12%
MGS-S Customer 6458	\$ 2,552.75	-3.05%	\$ 6,300.37	\$ 6,220.00	-1.28%	\$ 20,515.23	\$ 20,434.86	-0.39%
MGS-S Customer 6459	\$ 2,021.73	-2.83%	\$ 4,584.67	\$ 4,525.76	-1.28%	\$ 13,374.97	\$ 13,316.06	-0.44%
MGS-S Customer 6460	\$ 4,499.27	-3.42%	\$ 12,532.54	\$ 12,373.28	-1.27%	\$ 43,269.12	\$ 43,109.86	-0.37%
MGS-S Customer 6461	\$ 3,450.96	-3.27%	\$ 9,277.78	\$ 9,161.13	-1.26%	\$ 36,398.38	\$ 36,281.73	-0.32%
MGS-S Customer 6462	\$ 1,704.02	-2.63%	\$ 3,523.10	\$ 3,477.15	-1.30%	\$ 7,642.08	\$ 7,596.13	-0.60%
MGS-S Customer 6463	\$ 2,254.38	-2.94%	\$ 5,284.68	\$ 5,216.42	-1.29%	\$ 14,053.27	\$ 13,985.01	-0.49%
MGS-S Customer 6464	\$ 2,955.73	-3.16%	\$ 7,627.09	\$ 7,530.51	-1.27%	\$ 27,345.34	\$ 27,248.76	-0.35%
MGS-S Customer 6465	\$ 2,542.31	-3.24%	\$ 6,552.59	\$ 6,467.46	-1.30%	\$ 15,536.00	\$ 15,450.87	-0.55%
MGS-S Customer 6466	\$ 5,641.65	-3.51%	\$ 16,541.17	\$ 16,335.74	-1.24%	\$ 74,513.98	\$ 74,308.55	-0.28%
MGS-S Customer 6467	\$ 2,673.80	-3.09%	\$ 6,589.71	\$ 6,504.42	-1.29%	\$ 16,983.13	\$ 16,897.84	-0.50%
MGS-S Customer 6468	\$ 1,684.06	-2.91%	\$ 3,936.53	\$ 3,886.00	-1.28%	\$ 11,636.42	\$ 11,585.89	-0.43%
MGS-S Customer 6469	\$ 1,851.34	-2.73%	\$ 4,008.71	\$ 3,956.71	-1.30%	\$ 9,868.15	\$ 9,816.15	-0.53%
MGS-S Customer 6470	\$ 1,580.55	-2.53%	\$ 3,170.37	\$ 3,129.33	-1.29%	\$ 8,091.82	\$ 8,050.78	-0.51%
MGS-S Customer 6471	\$ 3,976.97	-3.35%	\$ 10,929.39	\$ 10,791.46	-1.26%	\$ 41,021.87	\$ 40,883.94	-0.34%
MGS-S Customer 6472	\$ 2,596.21	-3.07%	\$ 6,584.22	\$ 6,502.06	-1.25%	\$ 28,198.34	\$ 28,116.18	-0.29%
MGS-S Customer 6473	\$ 4,277.73	-3.39%	\$ 11,672.13	\$ 11,522.11	-1.29%	\$ 33,775.29	\$ 33,625.27	-0.44%
MGS-S Customer 6474	\$ 1,183.86	-2.07%	\$ 1,913.66	\$ 1,888.58	-1.31%	\$ 3,837.06	\$ 3,811.98	-0.65%
MGS-S Customer 6475	\$ 29,067.83	-4.44%	\$ 76,107.23	\$ 74,756.63	-1.77%	\$ 163,477.80	\$ 162,127.20	-0.83%
MGS-S Customer 6476	\$ 14,758.67	-3.75%	\$ 46,345.66	\$ 45,771.18	-1.24%	\$ 213,024.36	\$ 212,449.88	-0.27%
MGS-S Customer 6477	\$ 1,443.36	-2.40%	\$ 2,739.82	\$ 2,704.32	-1.30%	\$ 6,886.68	\$ 6,851.18	-0.52%

Internal Use

Customer	Distribution 8/25 Prices	Distribution % Difference	Delivery 1/25 Prices	Delivery 8/25 Prices	Delivery % Difference	Bundled 1/25 Prices	Bundled 8/25 Prices	Bundled % Difference
MGS-S Customer 6478	\$ 4,220.76	-3.39%	\$ 11,292.76	\$ 11,144.88	-1.31%	\$ 22,847.10	\$ 22,699.22	-0.65%
MGS-S Customer 6479	\$ 2,237.16	-2.93%	\$ 5,294.99	\$ 5,227.41	-1.28%	\$ 17,066.66	\$ 16,999.08	-0.40%
MGS-S Customer 6480	\$ 3,342.02	-3.25%	\$ 8,688.72	\$ 8,576.32	-1.29%	\$ 22,706.59	\$ 22,594.19	-0.50%
MGS-S Customer 6481	\$ 6,160.47	-3.81%	\$ 16,363.60	\$ 16,119.88	-1.49%	\$ 40,706.33	\$ 40,462.61	-0.60%
MGS-S Customer 6482	\$ 3,686.93	-3.31%	\$ 9,997.79	\$ 9,871.58	-1.26%	\$ 37,389.08	\$ 37,262.87	-0.34%
MGS-S Customer 6483	\$ 11,137.10	-3.70%	\$ 34,045.13	\$ 33,617.75	-1.26%	\$ 136,169.42	\$ 135,742.04	-0.31%
MGS-S Customer 6484	\$ 1,921.41	-2.78%	\$ 4,244.43	\$ 4,189.58	-1.29%	\$ 11,212.11	\$ 11,157.26	-0.49%
MGS-S Customer 6485	\$ 1,727.83	-2.65%	\$ 3,645.76	\$ 3,598.64	-1.29%	\$ 9,761.15	\$ 9,714.03	-0.48%
MGS-S Customer 6486	\$ 1,569.06	-2.85%	\$ 3,511.54	\$ 3,465.53	-1.31%	\$ 7,123.07	\$ 7,077.06	-0.65%
MGS-S Customer 6487	\$ 1,758.86	-2.96%	\$ 4,134.92	\$ 4,081.25	-1.30%	\$ 10,190.89	\$ 10,137.22	-0.53%
MGS-S Customer 6488	\$ 3,180.98	-3.22%	\$ 8,294.92	\$ 8,189.04	-1.28%	\$ 26,905.39	\$ 26,799.51	-0.39%
MGS-S Customer 6489	\$ 2,044.77	-3.09%	\$ 4,946.36	\$ 4,881.14	-1.32%	\$ 8,433.12	\$ 8,367.90	-0.77%
MGS-S Customer 6490	\$ 2,336.49	-2.98%	\$ 5,461.36	\$ 5,389.65	-1.31%	\$ 10,390.69	\$ 10,318.98	-0.69%
MGS-S Customer 6491	\$ 2,433.70	-3.22%	\$ 6,185.14	\$ 6,104.23	-1.31%	\$ 12,830.71	\$ 12,749.80	-0.63%
MGS-S Customer 6492	\$ 14,054.99	-3.75%	\$ 42,091.75	\$ 41,544.77	-1.30%	\$ 102,189.87	\$ 101,642.89	-0.54%
MGS-S Customer 6493	\$ 2,690.53	-3.10%	\$ 6,638.42	\$ 6,552.47	-1.29%	\$ 16,966.14	\$ 16,880.19	-0.51%
MGS-S Customer 6494	\$ 2,431.89	-3.02%	\$ 5,719.73	\$ 5,644.10	-1.32%	\$ 9,014.29	\$ 8,938.66	-0.84%
MGS-S Customer 6495	\$ 1,584.46	-2.86%	\$ 3,591.95	\$ 3,545.37	-1.30%	\$ 8,994.34	\$ 8,947.76	-0.52%
MGS-S Customer 6496	\$ 12,735.17	-3.72%	\$ 39,377.94	\$ 38,885.99	-1.25%	\$ 166,164.90	\$ 165,672.95	-0.30%
MGS-S Customer 6497	\$ 2,523.96	-3.24%	\$ 6,552.87	\$ 6,468.39	-1.29%	\$ 18,071.90	\$ 17,987.42	-0.47%
MGS-S Customer 6498	\$ 2,632.37	-3.26%	\$ 6,958.43	\$ 6,869.66	-1.28%	\$ 22,502.86	\$ 22,414.09	-0.39%
MGS-S Customer 6499	\$ 8,565.48	-3.65%	\$ 25,153.25	\$ 24,828.91	-1.29%	\$ 70,237.12	\$ 69,912.78	-0.46%
MGS-S Customer 6500	\$ 5,563.40	-3.51%	\$ 15,694.99	\$ 15,492.53	-1.29%	\$ 43,319.37	\$ 43,116.91	-0.47%
MGS-S Customer 6501	\$ 3,084.65	-3.20%	\$ 7,979.57	\$ 7,877.76	-1.28%	\$ 25,827.90	\$ 25,726.09	-0.39%
MGS-S Customer 6502	\$ 1,943.93	-2.78%	\$ 4,330.80	\$ 4,275.13	-1.29%	\$ 12,434.38	\$ 12,378.71	-0.45%
MGS-S Customer 6503	\$ 1,437.54	-2.40%	\$ 2,658.23	\$ 2,622.87	-1.33%	\$ 3,426.08	\$ 3,390.72	-1.03%
MGS-S Customer 6504	\$ 2,262.93	-2.95%	\$ 5,296.11	\$ 5,227.34	-1.30%	\$ 12,933.49	\$ 12,864.72	-0.53%
MGS-S Customer 6505	\$ 3,915.12	-3.35%	\$ 10,560.70	\$ 10,425.08	-1.28%	\$ 31,278.99	\$ 31,143.37	-0.43%
MGS-S Customer 6506	\$ 2,548.38	-3.05%	\$ 6,261.65	\$ 6,181.58	-1.28%	\$ 19,524.23	\$ 19,444.16	-0.41%
MGS-S Customer 6507	\$ 8,646.46	-3.86%	\$ 23,769.49	\$ 23,422.25	-1.46%	\$ 50,095.84	\$ 49,748.60	-0.69%
MGS-S Customer 6508	\$ 17,552.88	-3.98%	\$ 50,415.40	\$ 49,688.40	-1.44%	\$ 117,442.47	\$ 116,715.47	-0.62%
MGS-S Customer 6509	\$ 6,855.64	-3.58%	\$ 19,881.94	\$ 19,627.10	-1.28%	\$ 60,893.46	\$ 60,638.62	-0.42%
MGS-S Customer 6510	\$ 5,734.32	-3.52%	\$ 16,490.32	\$ 16,280.91	-1.27%	\$ 57,680.09	\$ 57,470.68	-0.36%
MGS-S Customer 6511	\$ 2,813.42	-3.13%	\$ 7,102.15	\$ 7,011.24	-1.28%	\$ 21,983.85	\$ 21,892.94	-0.41%
MGS-S Customer 6512	\$ 1,307.00	-2.24%	\$ 2,327.39	\$ 2,297.40	-1.29%	\$ 6,434.60	\$ 6,404.61	-0.47%
MGS-S Customer 6513	\$ 2,882.12	-3.15%	\$ 7,577.41	\$ 7,483.64	-1.24%	\$ 35,366.45	\$ 35,272.68	-0.27%
MGS-S Customer 6514	\$ 2,592.63	-3.07%	\$ 6,234.69	\$ 6,152.64	-1.32%	\$ 11,158.31	\$ 11,076.26	-0.74%
MGS-S Customer 6515	\$ 9,450.07	-3.67%	\$ 28,551.16	\$ 28,191.32	-1.26%	\$ 109,758.35	\$ 109,398.51	-0.33%
MGS-S Customer 6516	\$ 5,252.75	-3.49%	\$ 14,873.76	\$ 14,683.74	-1.28%	\$ 48,010.22	\$ 47,820.20	-0.40%
MGS-S Customer 6517	\$ 2,913.36	-3.16%	\$ 7,318.35	\$ 7,223.38	-1.30%	\$ 17,940.99	\$ 17,846.02	-0.53%

Customer	Distribution 8/25 Prices	Distribution % Difference	Delivery 1/25 Prices	Delivery 8/25 Prices	Delivery % Difference	Bundled 1/25 Prices	Bundled 8/25 Prices	Bundled % Difference
MGS-S Customer 6518	\$ 3,286.60	-3.24%	\$ 8,591.73	\$ 8,481.77	-1.28%	\$ 26,558.55	\$ 26,448.59	-0.41%
MGS-S Customer 6519	\$ 5,372.27	-3.49%	\$ 15,066.55	\$ 14,872.07	-1.29%	\$ 40,821.58	\$ 40,627.10	-0.48%
MGS-S Customer 6520	\$ 3,647.41	-3.30%	\$ 9,725.43	\$ 9,600.79	-1.28%	\$ 29,557.03	\$ 29,432.39	-0.42%
MGS-S Customer 6521	\$ 7,210.11	-3.59%	\$ 21,338.80	\$ 21,070.04	-1.26%	\$ 82,241.33	\$ 81,972.57	-0.33%
MGS-S Customer 6522	\$ 1,700.02	-2.62%	\$ 3,527.18	\$ 3,481.36	-1.30%	\$ 8,367.39	\$ 8,321.57	-0.55%
MGS-S Customer 6523	\$ 1,858.77	-2.74%	\$ 4,063.37	\$ 4,010.98	-1.29%	\$ 11,279.46	\$ 11,227.07	-0.46%
MGS-S Customer 6524	\$ 2,258.84	-2.94%	\$ 5,264.64	\$ 5,196.11	-1.30%	\$ 12,157.02	\$ 12,088.49	-0.56%
MGS-S Customer 6525	\$ 4,100.51	-3.49%	\$ 11,839.54	\$ 11,691.21	-1.25%	\$ 48,561.37	\$ 48,413.04	-0.31%
MGS-S Customer 6526	\$ 2,372.52	-2.99%	\$ 5,777.36	\$ 5,704.29	-1.26%	\$ 21,102.40	\$ 21,029.33	-0.35%
MGS-S Customer 6527	\$ 1,265.86	-2.58%	\$ 2,552.17	\$ 2,518.71	-1.31%	\$ 4,791.74	\$ 4,758.28	-0.70%
MGS-S Customer 6528	\$ 9,642.90	-3.68%	\$ 28,449.21	\$ 28,081.25	-1.29%	\$ 78,560.68	\$ 78,192.72	-0.47%
MGS-S Customer 6529	\$ 1,230.67	-2.54%	\$ 2,438.52	\$ 2,406.44	-1.32%	\$ 4,211.89	\$ 4,179.81	-0.76%
MGS-S Customer 6530	\$ 1,825.62	-2.99%	\$ 4,344.03	\$ 4,287.72	-1.30%	\$ 10,912.02	\$ 10,855.71	-0.52%
MGS-S Customer 6531	\$ 4,626.79	-3.43%	\$ 12,557.10	\$ 12,392.59	-1.31%	\$ 25,382.05	\$ 25,217.54	-0.65%
MGS-S Customer 6532	\$ 3,672.78	-3.31%	\$ 9,714.53	\$ 9,588.95	-1.29%	\$ 25,460.06	\$ 25,334.48	-0.49%
MGS-S Customer 6533	\$ 1,514.31	-2.47%	\$ 2,997.39	\$ 2,958.97	-1.28%	\$ 9,126.15	\$ 9,087.73	-0.42%
MGS-S Customer 6534	\$ 2,475.14	-3.03%	\$ 5,849.91	\$ 5,772.52	-1.32%	\$ 9,093.63	\$ 9,016.24	-0.85%
MGS-S Customer 6535	\$ 8,985.65	-3.68%	\$ 26,650.81	\$ 26,307.44	-1.29%	\$ 93,563.61	\$ 93,220.24	-0.37%
MGS-S Customer 6536	\$ 1,355.45	-2.31%	\$ 2,480.42	\$ 2,448.44	-1.29%	\$ 6,840.38	\$ 6,808.40	-0.47%
MGS-S Customer 6537	\$ 1,453.30	-2.41%	\$ 2,784.21	\$ 2,748.32	-1.29%	\$ 7,636.07	\$ 7,600.18	-0.47%
MGS-S Customer 6538	\$ 2,274.87	-2.95%	\$ 5,336.10	\$ 5,267.00	-1.29%	\$ 13,544.80	\$ 13,475.70	-0.51%
MGS-S Customer 6539	\$ 15,502.30	-3.75%	\$ 47,017.95	\$ 46,413.30	-1.29%	\$ 136,166.46	\$ 135,561.81	-0.44%
MGS-S Customer 6540	\$ 2,081.29	-2.86%	\$ 4,753.26	\$ 4,692.01	-1.29%	\$ 13,143.53	\$ 13,082.28	-0.47%
MGS-S Customer 6541	\$ 1,327.01	-2.64%	\$ 2,778.38	\$ 2,742.33	-1.30%	\$ 6,752.01	\$ 6,715.96	-0.53%
MGS-S Customer 6542	\$ 2,252.93	-2.94%	\$ 5,397.51	\$ 5,329.21	-1.27%	\$ 19,669.84	\$ 19,601.54	-0.35%
MGS-S Customer 6543	\$ 4,123.83	-3.50%	\$ 11,379.97	\$ 11,230.37	-1.31%	\$ 21,334.62	\$ 21,185.02	-0.70%
MGS-S Customer 6544	\$ 6,905.67	-3.58%	\$ 19,837.88	\$ 19,581.32	-1.29%	\$ 52,032.81	\$ 51,776.25	-0.49%
MGS-S Customer 6545	\$ 3,881.18	-3.38%	\$ 10,595.07	\$ 10,459.35	-1.28%	\$ 41,382.27	\$ 41,246.55	-0.33%
MGS-S Customer 6546	\$ 4,360.97	-3.40%	\$ 12,312.03	\$ 12,158.46	-1.25%	\$ 53,000.75	\$ 52,847.18	-0.29%
MGS-S Customer 6547	\$ 3,218.87	-3.23%	\$ 8,424.45	\$ 8,317.10	-1.27%	\$ 27,920.35	\$ 27,813.00	-0.38%
MGS-S Customer 6548	\$ 2,068.90	-3.10%	\$ 5,136.78	\$ 5,070.57	-1.29%	\$ 14,353.29	\$ 14,287.08	-0.46%
MGS-S Customer 6549	\$ 7,311.35	-3.60%	\$ 21,709.84	\$ 21,437.17	-1.26%	\$ 86,255.10	\$ 85,982.43	-0.32%
MGS-S Customer 6550	\$ 2,259.83	-2.94%	\$ 5,279.36	\$ 5,210.82	-1.30%	\$ 12,829.33	\$ 12,760.79	-0.53%
MGS-S Customer 6551	\$ 2,450.60	-3.02%	\$ 5,959.34	\$ 5,883.05	-1.28%	\$ 18,464.36	\$ 18,388.07	-0.41%
MGS-S Customer 6552	\$ 2,917.36	-3.16%	\$ 7,320.06	\$ 7,224.89	-1.30%	\$ 17,320.42	\$ 17,225.25	-0.55%
MGS-S Customer 6553	\$ 1,777.95	-2.97%	\$ 4,139.55	\$ 4,085.18	-1.31%	\$ 7,766.16	\$ 7,711.79	-0.70%
MGS-S Customer 6554	\$ 4,329.69	-3.40%	\$ 11,934.70	\$ 11,782.45	-1.28%	\$ 38,900.93	\$ 38,748.68	-0.39%
MGS-S Customer 6555	\$ 1,090.88	-2.39%	\$ 2,283.94	\$ 2,257.29	-1.17%	\$ 16,639.68	\$ 16,613.03	-0.16%
MGS-S Customer 6556	\$ 2,606.11	-3.08%	\$ 6,384.55	\$ 6,301.74	-1.30%	\$ 16,133.75	\$ 16,050.94	-0.51%
MGS-S Customer 6557	\$ 925.24	-2.10%	\$ 1,754.21	\$ 1,734.33	-1.13%	\$ 14,882.76	\$ 14,862.88	-0.13%

Customer	Distribution 8/25 Prices	Distribution % Difference	Delivery 1/25 Prices	Delivery 8/25 Prices	Delivery % Difference	Bundled 1/25 Prices	Bundled 8/25 Prices	Bundled % Difference
MGS-S Customer 6558	\$ 1,962.73	-3.05%	\$ 4,754.85	\$ 4,693.01	-1.30%	\$ 11,174.98	\$ 11,113.14	-0.55%
MGS-S Customer 6559	\$ 2,158.12	-2.91%	\$ 4,865.57	\$ 4,800.98	-1.33%	\$ 6,783.14	\$ 6,718.55	-0.95%
MGS-S Customer 6560	\$ 3,098.48	-3.20%	\$ 8,079.71	\$ 7,977.19	-1.27%	\$ 28,427.78	\$ 28,325.26	-0.36%
MGS-S Customer 6561	\$ 3,706.54	-3.32%	\$ 10,103.93	\$ 9,976.76	-1.26%	\$ 39,387.42	\$ 39,260.25	-0.32%
MGS-S Customer 6562	\$ 5,548.29	-3.51%	\$ 15,794.93	\$ 15,592.95	-1.28%	\$ 50,234.00	\$ 50,032.02	-0.40%
MGS-S Customer 6563	\$ 1,652.28	-2.90%	\$ 3,819.71	\$ 3,770.45	-1.29%	\$ 10,483.34	\$ 10,434.08	-0.47%
MGS-S Customer 6564	\$ 1,986.22	-3.07%	\$ 4,878.70	\$ 4,815.87	-1.29%	\$ 13,786.58	\$ 13,723.75	-0.46%
MGS-S Customer 6565	\$ 5,848.79	-3.53%	\$ 16,873.50	\$ 16,659.77	-1.27%	\$ 60,622.77	\$ 60,409.04	-0.35%
MGS-S Customer 6566	\$ 2,610.15	-3.26%	\$ 6,822.80	\$ 6,734.81	-1.29%	\$ 18,729.65	\$ 18,641.66	-0.47%
MGS-S Customer 6567	\$ 8,271.82	-3.63%	\$ 24,134.08	\$ 23,822.20	-1.29%	\$ 64,236.06	\$ 63,924.18	-0.49%
MGS-S Customer 6568	\$ 2,288.25	-2.95%	\$ 5,419.75	\$ 5,350.09	-1.29%	\$ 15,707.25	\$ 15,637.59	-0.44%
MGS-S Customer 6569	\$ 1,969.26	-3.06%	\$ 4,821.15	\$ 4,759.08	-1.29%	\$ 13,614.88	\$ 13,552.81	-0.46%
MGS-S Customer 6570	\$ 2,092.03	-2.87%	\$ 4,845.19	\$ 4,783.45	-1.27%	\$ 16,009.66	\$ 15,947.92	-0.39%
MGS-S Customer 6571	\$ 4,981.30	-3.47%	\$ 13,749.27	\$ 13,570.43	-1.30%	\$ 32,479.37	\$ 32,300.53	-0.55%
MGS-S Customer 6572	\$ 2,195.25	-3.16%	\$ 5,355.30	\$ 5,283.71	-1.34%	\$ 5,885.48	\$ 5,813.89	-1.22%
MGS-S Customer 6573	\$ 2,139.09	-2.89%	\$ 4,902.45	\$ 4,838.80	-1.30%	\$ 11,894.47	\$ 11,830.82	-0.54%
MGS-S Customer 6574	\$ 2,901.62	-3.16%	\$ 7,224.09	\$ 7,129.35	-1.31%	\$ 14,363.28	\$ 14,268.54	-0.66%
MGS-S Customer 6575	\$ 1,534.05	-2.49%	\$ 3,011.81	\$ 2,972.67	-1.30%	\$ 7,112.62	\$ 7,073.48	-0.55%
MGS-S Customer 6576	\$ 8,612.29	-3.65%	\$ 25,565.25	\$ 25,239.30	-1.27%	\$ 84,593.86	\$ 84,267.91	-0.39%
MGS-S Customer 6577	\$ 1,092.67	-1.91%	\$ 1,594.45	\$ 1,573.23	-1.33%	\$ 1,804.70	\$ 1,783.48	-1.18%
MGS-S Customer 6578	\$ 7,983.60	-3.63%	\$ 23,746.13	\$ 23,445.40	-1.27%	\$ 86,326.05	\$ 86,025.32	-0.35%
MGS-S Customer 6579	\$ 1,399.65	-2.71%	\$ 3,029.83	\$ 2,990.76	-1.29%	\$ 8,365.03	\$ 8,325.96	-0.47%
MGS-S Customer 6580	\$ 7,383.39	-3.68%	\$ 21,188.92	\$ 20,906.62	-1.33%	\$ 68,676.90	\$ 68,394.60	-0.41%
MGS-S Customer 6581	\$ 2,015.00	-2.83%	\$ 4,593.55	\$ 4,534.96	-1.28%	\$ 14,911.56	\$ 14,852.97	-0.39%
MGS-S Customer 6582	\$ 1,769.33	-2.96%	\$ 4,130.33	\$ 4,076.27	-1.31%	\$ 8,499.77	\$ 8,445.71	-0.64%
MGS-S Customer 6583	\$ 2,726.38	-3.11%	\$ 6,826.14	\$ 6,738.65	-1.28%	\$ 20,812.01	\$ 20,724.52	-0.42%
MGS-S Customer 6584	\$ 3,331.22	-3.25%	\$ 8,595.13	\$ 8,483.34	-1.30%	\$ 20,054.18	\$ 19,942.39	-0.56%
MGS-S Customer 6585	\$ 3,044.86	-3.19%	\$ 7,862.56	\$ 7,762.27	-1.28%	\$ 25,655.70	\$ 25,555.41	-0.39%
MGS-S Customer 6586	\$ 2,057.30	-2.85%	\$ 4,688.66	\$ 4,628.30	-1.29%	\$ 13,283.23	\$ 13,222.87	-0.45%
MGS-S Customer 6587	\$ 2,128.25	-2.88%	\$ 4,861.50	\$ 4,798.36	-1.30%	\$ 11,613.91	\$ 11,550.77	-0.54%
MGS-S Customer 6588	\$ 3,786.15	-3.33%	\$ 10,275.77	\$ 10,145.44	-1.27%	\$ 36,326.74	\$ 36,196.41	-0.36%
MGS-S Customer 6589	\$ 2,523.25	-3.26%	\$ 6,708.28	\$ 6,623.33	-1.27%	\$ 24,716.23	\$ 24,631.28	-0.34%
MGS-S Customer 6590	\$ 3,824.53	-3.33%	\$ 10,171.33	\$ 10,039.42	-1.30%	\$ 25,331.83	\$ 25,199.92	-0.52%
MGS-S Customer 6591	\$ 1,942.40	-3.30%	\$ 3,616.71	\$ 3,550.52	-1.83%	\$ 7,437.69	\$ 7,371.50	-0.89%
MGS-S Customer 6592	\$ 3,786.22	-3.32%	\$ 10,124.93	\$ 9,994.73	-1.29%	\$ 29,092.70	\$ 28,962.50	-0.45%
MGS-S Customer 6593	\$ 2,819.22	-3.14%	\$ 7,146.54	\$ 7,055.27	-1.28%	\$ 23,033.87	\$ 22,942.60	-0.40%
MGS-S Customer 6594	\$ 1,761.48	-2.67%	\$ 3,726.74	\$ 3,678.38	-1.30%	\$ 9,112.33	\$ 9,063.97	-0.53%
MGS-S Customer 6595	\$ 3,865.42	-3.34%	\$ 10,485.85	\$ 10,352.38	-1.27%	\$ 35,267.35	\$ 35,133.88	-0.38%
MGS-S Customer 6596	\$ 908.51	-2.07%	\$ 1,471.46	\$ 1,452.28	-1.30%	\$ 3,265.17	\$ 3,245.99	-0.59%
MGS-S Customer 6597	\$ 2,490.16	-3.23%	\$ 6,466.09	\$ 6,382.99	-1.29%	\$ 18,747.26	\$ 18,664.16	-0.44%

Internal Use

Customer	Distribution 8/25 Prices	Distribution % Difference	Delivery 1/25 Prices	Delivery 8/25 Prices	Delivery % Difference	Bundled 1/25 Prices	Bundled 8/25 Prices	Bundled % Difference
MGS-S Customer 6598	\$ 2,056.74	-2.86%	\$ 4,609.90	\$ 4,549.44	-1.31%	\$ 9,098.18	\$ 9,037.72	-0.66%
MGS-S Customer 6599	\$ 653.27	-1.34%	\$ 692.94	\$ 684.10	-1.28%	\$ 2,204.42	\$ 2,195.58	-0.40%
MGS-S Customer 6600	\$ 7,106.25	-3.59%	\$ 20,863.43	\$ 20,598.45	-1.27%	\$ 72,848.83	\$ 72,583.85	-0.36%
MGS-S Customer 6601	\$ 2,248.47	-3.16%	\$ 5,694.36	\$ 5,621.08	-1.29%	\$ 16,099.44	\$ 16,026.16	-0.46%
MGS-S Customer 6602	\$ 5,391.45	-3.50%	\$ 15,390.12	\$ 15,194.82	-1.27%	\$ 54,056.94	\$ 53,861.64	-0.36%
MGS-S Customer 6603	\$ 1,492.70	-2.78%	\$ 3,309.72	\$ 3,267.03	-1.29%	\$ 8,911.72	\$ 8,869.03	-0.48%
MGS-S Customer 6604	\$ 2,367.94	-2.99%	\$ 5,617.54	\$ 5,544.66	-1.30%	\$ 13,786.48	\$ 13,713.60	-0.53%
MGS-S Customer 6605	\$ 1,719.15	-2.64%	\$ 3,499.19	\$ 3,452.62	-1.33%	\$ 4,195.06	\$ 4,148.49	-1.11%
MGS-S Customer 6606	\$ 7,250.31	-3.60%	\$ 21,217.44	\$ 20,946.92	-1.27%	\$ 69,893.76	\$ 69,623.24	-0.39%
MGS-S Customer 6607	\$ 3,617.33	-3.30%	\$ 9,594.48	\$ 9,470.85	-1.29%	\$ 28,489.12	\$ 28,365.49	-0.43%
MGS-S Customer 6608	\$ 2,121.35	-2.88%	\$ 4,890.18	\$ 4,827.27	-1.29%	\$ 13,953.57	\$ 13,890.66	-0.45%
MGS-S Customer 6609	\$ 2,068.95	-2.86%	\$ 4,604.67	\$ 4,543.82	-1.32%	\$ 7,310.32	\$ 7,249.47	-0.83%
MGS-S Customer 6610	\$ 1,671.70	-2.60%	\$ 3,468.26	\$ 3,423.56	-1.29%	\$ 9,548.92	\$ 9,504.22	-0.47%
MGS-S Customer 6611	\$ 4,194.79	-3.39%	\$ 11,799.24	\$ 11,652.19	-1.25%	\$ 51,494.44	\$ 51,347.39	-0.29%
MGS-S Customer 6612	\$ 1,663.72	-2.60%	\$ 3,574.02	\$ 3,529.58	-1.24%	\$ 15,868.79	\$ 15,824.35	-0.28%
MGS-S Customer 6613	\$ 3,201.55	-3.22%	\$ 8,363.89	\$ 8,257.26	-1.27%	\$ 27,492.43	\$ 27,385.80	-0.39%
MGS-S Customer 6614	\$ 2,242.35	-2.94%	\$ 5,238.78	\$ 5,170.95	-1.29%	\$ 13,398.35	\$ 13,330.52	-0.51%
MGS-S Customer 6615	\$ 1,946.30	-2.79%	\$ 4,284.77	\$ 4,228.81	-1.31%	\$ 9,325.05	\$ 9,269.09	-0.60%
MGS-S Customer 6616	\$ 3,973.37	-3.36%	\$ 10,519.44	\$ 10,381.48	-1.31%	\$ 20,625.83	\$ 20,487.87	-0.67%
MGS-S Customer 6617	\$ 3,499.77	-3.29%	\$ 9,485.87	\$ 9,366.92	-1.25%	\$ 38,783.07	\$ 38,664.12	-0.31%
MGS-S Customer 6618	\$ 1,812.64	-2.70%	\$ 3,930.14	\$ 3,879.76	-1.28%	\$ 11,797.08	\$ 11,746.70	-0.43%
MGS-S Customer 6619	\$ 6,364.82	-3.60%	\$ 18,210.93	\$ 17,973.54	-1.30%	\$ 55,300.92	\$ 55,063.53	-0.43%
MGS-S Customer 6620	\$ 1,479.99	-2.45%	\$ 2,889.81	\$ 2,852.68	-1.28%	\$ 8,580.14	\$ 8,543.01	-0.43%
MGS-S Customer 6621	\$ 1,647.87	-2.58%	\$ 3,385.66	\$ 3,341.97	-1.29%	\$ 9,063.54	\$ 9,019.85	-0.48%
MGS-S Customer 6622	\$ 2,398.99	-3.21%	\$ 6,238.90	\$ 6,159.28	-1.28%	\$ 20,414.79	\$ 20,335.17	-0.39%
MGS-S Customer 6623	\$ 5,265.09	-3.49%	\$ 14,648.91	\$ 14,458.70	-1.30%	\$ 35,664.28	\$ 35,474.07	-0.53%
MGS-S Customer 6624	\$ 2,418.20	-3.21%	\$ 6,233.28	\$ 6,152.99	-1.29%	\$ 17,553.61	\$ 17,473.32	-0.46%
MGS-S Customer 6625	\$ 4,209.61	-3.38%	\$ 11,572.13	\$ 11,424.73	-1.27%	\$ 38,537.10	\$ 38,389.70	-0.38%
MGS-S Customer 6626	\$ 2,126.42	-2.89%	\$ 4,911.65	\$ 4,848.46	-1.29%	\$ 14,098.45	\$ 14,035.26	-0.45%
MGS-S Customer 6627	\$ 1,819.24	-2.71%	\$ 3,990.29	\$ 3,939.54	-1.27%	\$ 13,570.16	\$ 13,519.41	-0.37%
MGS-S Customer 6628	\$ 1,915.15	-2.77%	\$ 4,284.96	\$ 4,230.37	-1.27%	\$ 14,215.50	\$ 14,160.91	-0.38%
MGS-S Customer 6629	\$ 4,533.69	-3.42%	\$ 12,459.52	\$ 12,298.81	-1.29%	\$ 34,379.86	\$ 34,219.15	-0.47%
MGS-S Customer 6630	\$ 2,006.68	-3.07%	\$ 4,873.05	\$ 4,809.55	-1.30%	\$ 10,842.41	\$ 10,778.91	-0.59%
MGS-S Customer 6631	\$ 1,572.71	-2.53%	\$ 3,170.78	\$ 3,130.03	-1.29%	\$ 9,227.67	\$ 9,186.92	-0.44%
MGS-S Customer 6632	\$ 3,217.79	-3.23%	\$ 8,500.79	\$ 8,393.47	-1.26%	\$ 31,864.05	\$ 31,756.73	-0.34%
MGS-S Customer 6633	\$ 1,970.24	-3.05%	\$ 4,862.60	\$ 4,800.52	-1.28%	\$ 15,609.10	\$ 15,547.02	-0.40%
MGS-S Customer 6634	\$ 1,068.75	-2.35%	\$ 1,955.31	\$ 1,929.56	-1.32%	\$ 3,497.30	\$ 3,471.55	-0.74%
MGS-S Customer 6635	\$ 2,719.50	-3.10%	\$ 6,835.35	\$ 6,748.32	-1.27%	\$ 22,763.71	\$ 22,676.68	-0.38%
MGS-S Customer 6636	\$ 2,074.66	-3.10%	\$ 5,208.52	\$ 5,142.15	-1.27%	\$ 17,257.62	\$ 17,191.25	-0.38%
MGS-S Customer 6637	\$ 1,627.88	-2.88%	\$ 3,738.16	\$ 3,689.81	-1.29%	\$ 9,841.33	\$ 9,792.98	-0.49%

Internal Use

Customer	Distribution 8/25 Prices	Distribution % Difference	Delivery 1/25 Prices	Delivery 8/25 Prices	Delivery % Difference	Bundled 1/25 Prices	Bundled 8/25 Prices	Bundled % Difference
MGS-S Customer 6638	\$ 10,182.65	-3.68%	\$ 31,179.36	\$ 30,790.58	-1.25%	\$ 134,304.60	\$ 133,915.82	-0.29%
MGS-S Customer 6639	\$ 4,113.86	-3.37%	\$ 11,266.55	\$ 11,123.04	-1.27%	\$ 37,492.35	\$ 37,348.84	-0.38%
MGS-S Customer 6640	\$ 2,183.99	-3.14%	\$ 5,470.07	\$ 5,399.30	-1.29%	\$ 14,182.67	\$ 14,111.90	-0.50%
MGS-S Customer 6641	\$ 6,818.58	-3.66%	\$ 19,485.61	\$ 19,226.88	-1.33%	\$ 64,587.76	\$ 64,329.03	-0.40%
MGS-S Customer 6642	\$ 2,537.91	-3.04%	\$ 6,222.18	\$ 6,142.56	-1.28%	\$ 19,165.40	\$ 19,085.78	-0.42%
MGS-S Customer 6643	\$ 20,261.59	-3.88%	\$ 60,683.77	\$ 59,865.09	-1.35%	\$ 176,204.34	\$ 175,385.66	-0.46%
MGS-S Customer 6644	\$ 2,087.17	-2.87%	\$ 4,781.82	\$ 4,720.25	-1.29%	\$ 13,510.76	\$ 13,449.19	-0.46%
MGS-S Customer 6645	\$ 4,732.32	-3.44%	\$ 13,048.91	\$ 12,880.38	-1.29%	\$ 34,948.23	\$ 34,779.70	-0.48%
MGS-S Customer 6646	\$ 2,991.33	-3.18%	\$ 7,683.44	\$ 7,585.32	-1.28%	\$ 24,636.74	\$ 24,538.62	-0.40%
MGS-S Customer 6647	\$ 1,431.80	-2.40%	\$ 2,717.84	\$ 2,682.67	-1.29%	\$ 7,152.98	\$ 7,117.81	-0.49%
MGS-S Customer 6648	\$ 1,241.42	-2.56%	\$ 2,514.57	\$ 2,481.94	-1.30%	\$ 6,118.90	\$ 6,086.27	-0.53%
MGS-S Customer 6649	\$ 1,151.30	-2.46%	\$ 2,231.67	\$ 2,202.67	-1.30%	\$ 5,293.71	\$ 5,264.71	-0.55%
MGS-S Customer 6650	\$ 1,281.77	-2.60%	\$ 2,640.56	\$ 2,606.29	-1.30%	\$ 6,429.43	\$ 6,395.16	-0.53%
MGS-S Customer 6651	\$ 5,119.63	-3.47%	\$ 14,342.20	\$ 14,158.08	-1.28%	\$ 42,414.50	\$ 42,230.38	-0.43%
MGS-S Customer 6652	\$ 8,646.09	-3.65%	\$ 25,639.38	\$ 25,311.90	-1.28%	\$ 82,894.62	\$ 82,567.14	-0.40%
MGS-S Customer 6653	\$ 6,034.18	-3.54%	\$ 17,741.22	\$ 17,519.86	-1.25%	\$ 76,225.94	\$ 76,004.58	-0.29%
MGS-S Customer 6654	\$ 1,757.57	-2.95%	\$ 4,173.93	\$ 4,120.42	-1.28%	\$ 12,607.27	\$ 12,553.76	-0.42%
MGS-S Customer 6655	\$ 2,252.71	-2.94%	\$ 5,272.51	\$ 5,204.22	-1.30%	\$ 13,444.42	\$ 13,376.13	-0.51%
MGS-S Customer 6656	\$ 16,571.89	-3.82%	\$ 51,582.50	\$ 50,925.02	-1.27%	\$ 235,473.87	\$ 234,816.39	-0.28%
MGS-S Customer 6657	\$ 2,667.04	-3.09%	\$ 6,624.74	\$ 6,539.75	-1.28%	\$ 19,787.91	\$ 19,702.92	-0.43%
MGS-S Customer 6658	\$ 4,740.09	-3.44%	\$ 13,376.18	\$ 13,207.40	-1.26%	\$ 50,329.05	\$ 50,160.27	-0.34%
MGS-S Customer 6659	\$ 2,184.47	-2.92%	\$ 4,975.86	\$ 4,910.17	-1.32%	\$ 8,318.53	\$ 8,252.84	-0.79%
MGS-S Customer 6660	\$ 3,027.35	-3.19%	\$ 7,853.89	\$ 7,754.30	-1.27%	\$ 27,790.61	\$ 27,691.02	-0.36%
MGS-S Customer 6661	\$ 1,659.09	-2.90%	\$ 3,863.28	\$ 3,813.74	-1.28%	\$ 11,643.38	\$ 11,593.84	-0.43%
MGS-S Customer 6662	\$ 16,354.47	-3.85%	\$ 50,305.46	\$ 49,651.14	-1.30%	\$ 223,529.18	\$ 222,874.86	-0.29%
MGS-S Customer 6663	\$ 2,431.59	-3.01%	\$ 5,859.22	\$ 5,783.82	-1.29%	\$ 16,572.70	\$ 16,497.30	-0.45%
MGS-S Customer 6664	\$ 2,335.71	-3.18%	\$ 5,925.80	\$ 5,849.19	-1.29%	\$ 15,213.15	\$ 15,136.54	-0.50%
MGS-S Customer 6665	\$ 2,435.77	-3.01%	\$ 5,880.06	\$ 5,804.41	-1.29%	\$ 16,807.21	\$ 16,731.56	-0.45%
MGS-S Customer 6666	\$ 1,989.93	-3.06%	\$ 4,966.64	\$ 4,903.74	-1.27%	\$ 17,838.56	\$ 17,775.66	-0.35%
MGS-S Customer 6667	\$ 1,479.82	-2.45%	\$ 2,837.32	\$ 2,800.23	-1.31%	\$ 6,045.84	\$ 6,008.75	-0.61%
MGS-S Customer 6668	\$ 1,282.82	-2.60%	\$ 2,653.40	\$ 2,619.10	-1.29%	\$ 6,963.08	\$ 6,928.78	-0.49%
MGS-S Customer 6669	\$ 1,912.76	-3.03%	\$ 4,665.05	\$ 4,605.24	-1.28%	\$ 14,109.51	\$ 14,049.70	-0.42%
MGS-S Customer 6670	\$ 1,660.20	-2.60%	\$ 3,431.37	\$ 3,387.06	-1.29%	\$ 9,235.96	\$ 9,191.65	-0.48%
MGS-S Customer 6671	\$ 2,301.90	-2.96%	\$ 5,521.29	\$ 5,451.08	-1.27%	\$ 18,762.16	\$ 18,691.95	-0.37%
MGS-S Customer 6672	\$ 8,262.61	-3.63%	\$ 23,544.17	\$ 23,232.97	-1.32%	\$ 36,844.80	\$ 36,533.60	-0.84%
MGS-S Customer 6673	\$ 4,113.68	-3.37%	\$ 11,239.50	\$ 11,095.88	-1.28%	\$ 35,880.12	\$ 35,736.50	-0.40%
MGS-S Customer 6674	\$ 10,498.85	-3.69%	\$ 31,204.80	\$ 30,802.25	-1.29%	\$ 86,291.31	\$ 85,888.76	-0.47%
MGS-S Customer 6675	\$ 1,356.89	-2.31%	\$ 2,482.54	\$ 2,450.51	-1.29%	\$ 6,746.97	\$ 6,714.94	-0.47%
MGS-S Customer 6676	\$ 3,680.37	-3.31%	\$ 9,828.29	\$ 9,702.35	-1.28%	\$ 29,902.13	\$ 29,776.19	-0.42%
MGS-S Customer 6677	\$ 2,981.03	-3.17%	\$ 7,653.95	\$ 7,556.35	-1.28%	\$ 24,954.50	\$ 24,856.90	-0.39%

Customer	Distribution 8/25 Prices	Distribution % Difference	Delivery 1/25 Prices	Delivery 8/25 Prices	Delivery % Difference	Bundled 1/25 Prices	Bundled 8/25 Prices	Bundled % Difference
MGS-S Customer 6678	\$ 2,030.41	-2.84%	\$ 4,647.70	\$ 4,588.41	-1.28%	\$ 15,164.53	\$ 15,105.24	-0.39%
MGS-S Customer 6679	\$ 2,949.40	-3.16%	\$ 7,472.26	\$ 7,375.95	-1.29%	\$ 20,580.59	\$ 20,484.28	-0.47%
MGS-S Customer 6680	\$ 1,618.39	-2.87%	\$ 3,744.29	\$ 3,696.41	-1.28%	\$ 11,751.77	\$ 11,703.89	-0.41%
MGS-S Customer 6681	\$ 3,109.30	-3.20%	\$ 8,059.35	\$ 7,956.55	-1.28%	\$ 26,188.42	\$ 26,085.62	-0.39%
MGS-S Customer 6682	\$ 1,733.04	-2.94%	\$ 3,975.84	\$ 3,923.30	-1.32%	\$ 6,276.77	\$ 6,224.23	-0.84%
MGS-S Customer 6683	\$ 1,557.17	-2.51%	\$ 3,091.56	\$ 3,051.45	-1.30%	\$ 7,587.72	\$ 7,547.61	-0.53%
MGS-S Customer 6684	\$ 2,948.45	-3.16%	\$ 7,450.57	\$ 7,354.27	-1.29%	\$ 19,562.52	\$ 19,466.22	-0.49%
MGS-S Customer 6685	\$ 13,023.83	-3.96%	\$ 37,357.37	\$ 36,819.78	-1.44%	\$ 118,386.31	\$ 117,848.72	-0.45%
MGS-S Customer 6686	\$ 2,068.77	-2.87%	\$ 4,579.75	\$ 4,518.73	-1.33%	\$ 5,640.12	\$ 5,579.10	-1.08%
MGS-S Customer 6687	\$ 4,517.81	-3.42%	\$ 12,423.35	\$ 12,263.29	-1.29%	\$ 34,956.15	\$ 34,796.09	-0.46%
MGS-S Customer 6688	\$ 1,796.94	-2.98%	\$ 4,268.58	\$ 4,213.39	-1.29%	\$ 11,279.80	\$ 11,224.61	-0.49%
MGS-S Customer 6689	\$ 1,845.19	-2.73%	\$ 3,998.44	\$ 3,946.61	-1.30%	\$ 10,068.13	\$ 10,016.30	-0.51%
MGS-S Customer 6690	\$ 2,481.00	-3.06%	\$ 5,937.83	\$ 5,859.50	-1.32%	\$ 15,535.98	\$ 15,457.65	-0.50%
MGS-S Customer 6691	\$ 3,118.02	-3.21%	\$ 7,912.79	\$ 7,809.35	-1.31%	\$ 16,858.95	\$ 16,755.51	-0.61%
MGS-S Customer 6692	\$ 3,442.53	-3.27%	\$ 9,173.83	\$ 9,057.47	-1.27%	\$ 32,328.22	\$ 32,211.86	-0.36%
MGS-S Customer 6693	\$ 2,007.94	-2.82%	\$ 4,554.33	\$ 4,496.09	-1.28%	\$ 14,150.99	\$ 14,092.75	-0.41%
MGS-S Customer 6694	\$ 6,793.35	-3.69%	\$ 18,676.90	\$ 18,416.93	-1.39%	\$ 34,966.33	\$ 34,706.36	-0.74%
MGS-S Customer 6695	\$ 2,327.82	-2.98%	\$ 5,541.12	\$ 5,469.71	-1.29%	\$ 15,536.91	\$ 15,465.50	-0.46%
MGS-S Customer 6696	\$ 3,330.38	-3.25%	\$ 8,865.49	\$ 8,753.59	-1.26%	\$ 33,345.34	\$ 33,233.44	-0.34%
MGS-S Customer 6697	\$ 3,622.98	-3.30%	\$ 9,661.40	\$ 9,537.77	-1.28%	\$ 30,034.61	\$ 29,910.98	-0.41%
MGS-S Customer 6698	\$ 2,703.83	-3.10%	\$ 6,845.46	\$ 6,758.97	-1.26%	\$ 25,356.17	\$ 25,269.68	-0.34%
MGS-S Customer 6699	\$ 1,856.95	-3.01%	\$ 4,509.22	\$ 4,451.67	-1.28%	\$ 14,599.62	\$ 14,542.07	-0.39%
MGS-S Customer 6700	\$ 4,119.45	-3.37%	\$ 11,488.29	\$ 11,344.55	-1.25%	\$ 47,732.73	\$ 47,588.99	-0.30%
MGS-S Customer 6701	\$ 2,521.74	-3.04%	\$ 6,198.96	\$ 6,119.87	-1.28%	\$ 20,120.85	\$ 20,041.76	-0.39%
MGS-S Customer 6702	\$ 2,046.12	-3.09%	\$ 5,015.60	\$ 4,950.42	-1.30%	\$ 11,933.35	\$ 11,868.17	-0.55%
MGS-S Customer 6703	\$ 2,860.19	-3.14%	\$ 7,238.61	\$ 7,145.77	-1.28%	\$ 21,777.52	\$ 21,684.68	-0.43%
MGS-S Customer 6704	\$ 1,970.46	-3.05%	\$ 4,974.03	\$ 4,911.95	-1.25%	\$ 21,166.91	\$ 21,104.83	-0.29%
MGS-S Customer 6705	\$ 2,827.55	-3.31%	\$ 7,802.11	\$ 7,705.24	-1.24%	\$ 35,244.36	\$ 35,147.49	-0.27%
MGS-S Customer 6706	\$ 1,633.01	-2.89%	\$ 3,722.80	\$ 3,674.22	-1.30%	\$ 8,244.56	\$ 8,195.98	-0.59%
MGS-S Customer 6707	\$ 3,338.98	-3.25%	\$ 8,728.51	\$ 8,616.33	-1.29%	\$ 25,376.84	\$ 25,264.66	-0.44%
MGS-S Customer 6708	\$ 2,127.58	-2.89%	\$ 4,969.87	\$ 4,906.65	-1.27%	\$ 16,871.57	\$ 16,808.35	-0.37%
MGS-S Customer 6709	\$ 2,328.68	-2.98%	\$ 5,685.35	\$ 5,613.75	-1.26%	\$ 22,240.33	\$ 22,168.73	-0.32%
MGS-S Customer 6710	\$ 868.84	-1.39%	\$ 1,034.23	\$ 1,021.97	-1.19%	\$ 6,742.84	\$ 6,730.58	-0.18%
MGS-S Customer 6711	\$ 2,028.30	-3.09%	\$ 5,061.65	\$ 4,996.90	-1.28%	\$ 16,166.02	\$ 16,101.27	-0.40%
MGS-S Customer 6712	\$ 2,134.37	-3.12%	\$ 5,566.16	\$ 5,497.39	-1.24%	\$ 26,336.32	\$ 26,267.55	-0.26%
MGS-S Customer 6713	\$ 2,410.42	-3.19%	\$ 5,518.58	\$ 5,439.24	-1.44%	\$ 16,515.32	\$ 16,435.98	-0.48%
MGS-S Customer 6714	\$ 4,773.97	-3.44%	\$ 13,262.74	\$ 13,092.46	-1.28%	\$ 39,305.71	\$ 39,135.43	-0.43%
MGS-S Customer 6715	\$ 1,771.48	-2.69%	\$ 3,822.45	\$ 3,773.57	-1.28%	\$ 12,131.70	\$ 12,082.82	-0.40%
MGS-S Customer 6716	\$ 4,480.60	-3.43%	\$ 12,304.96	\$ 12,146.05	-1.29%	\$ 33,681.41	\$ 33,522.50	-0.47%
MGS-S Customer 6717	\$ 2,103.41	-3.11%	\$ 5,328.71	\$ 5,261.17	-1.27%	\$ 19,016.13	\$ 18,948.59	-0.36%

Internal Use

Customer	Distribution 8/25 Prices	Distribution % Difference	Delivery 1/25 Prices	Delivery 8/25 Prices	Delivery % Difference	Bundled 1/25 Prices	Bundled 8/25 Prices	Bundled % Difference
MGS-S Customer 6718	\$ 1,552.46	-2.83%	\$ 3,501.32	\$ 3,456.16	-1.29%	\$ 9,486.91	\$ 9,441.75	-0.48%
MGS-S Customer 6719	\$ 1,084.95	-2.38%	\$ 2,037.40	\$ 2,010.99	-1.30%	\$ 5,206.50	\$ 5,180.09	-0.51%
MGS-S Customer 6720	\$ 2,117.46	-2.88%	\$ 4,860.59	\$ 4,797.82	-1.29%	\$ 13,019.13	\$ 12,956.36	-0.48%
MGS-S Customer 6721	\$ 1,525.72	-2.81%	\$ 3,372.28	\$ 3,328.23	-1.31%	\$ 7,073.74	\$ 7,029.69	-0.62%
MGS-S Customer 6722	\$ 3,186.71	-3.21%	\$ 8,266.40	\$ 8,160.56	-1.28%	\$ 25,300.83	\$ 25,194.99	-0.42%
MGS-S Customer 6723	\$ 2,355.39	-2.98%	\$ 5,565.57	\$ 5,493.12	-1.30%	\$ 12,873.87	\$ 12,801.42	-0.56%
MGS-S Customer 6724	\$ 11,432.09	-3.70%	\$ 35,035.56	\$ 34,596.18	-1.25%	\$ 141,821.81	\$ 141,382.43	-0.31%
MGS-S Customer 6725	\$ 1,816.98	-2.99%	\$ 4,324.05	\$ 4,268.11	-1.29%	\$ 11,243.40	\$ 11,187.46	-0.50%
MGS-S Customer 6726	\$ 5,617.35	-3.51%	\$ 16,155.47	\$ 15,950.96	-1.27%	\$ 58,679.84	\$ 58,475.33	-0.35%
MGS-S Customer 6727	\$ 1,904.64	-2.77%	\$ 4,198.01	\$ 4,143.84	-1.29%	\$ 11,396.96	\$ 11,342.79	-0.48%
MGS-S Customer 6728	\$ 2,240.59	-2.94%	\$ 5,219.97	\$ 5,152.17	-1.30%	\$ 12,610.77	\$ 12,542.97	-0.54%
MGS-S Customer 6729	\$ 3,389.79	-3.26%	\$ 9,195.86	\$ 9,081.45	-1.24%	\$ 40,796.62	\$ 40,682.21	-0.28%
MGS-S Customer 6730	\$ 1,885.17	-2.75%	\$ 4,179.38	\$ 4,126.04	-1.28%	\$ 13,459.53	\$ 13,406.19	-0.40%
MGS-S Customer 6731	\$ 4,925.14	-3.56%	\$ 14,512.71	\$ 14,331.01	-1.25%	\$ 59,989.65	\$ 59,807.95	-0.30%
MGS-S Customer 6732	\$ 10,751.11	-3.69%	\$ 32,652.53	\$ 32,240.34	-1.26%	\$ 122,692.30	\$ 122,280.11	-0.34%
MGS-S Customer 6733	\$ 1,739.03	-2.67%	\$ 3,610.71	\$ 3,563.03	-1.32%	\$ 6,078.81	\$ 6,031.13	-0.78%
MGS-S Customer 6734	\$ 6,715.67	-3.57%	\$ 19,643.87	\$ 19,394.95	-1.27%	\$ 70,395.22	\$ 70,146.30	-0.35%
MGS-S Customer 6735	\$ 4,593.31	-3.43%	\$ 12,633.70	\$ 12,470.50	-1.29%	\$ 34,069.56	\$ 33,906.36	-0.48%
MGS-S Customer 6736	\$ 2,270.22	-3.17%	\$ 5,651.95	\$ 5,577.73	-1.31%	\$ 10,583.34	\$ 10,509.12	-0.70%
MGS-S Customer 6737	\$ 1,798.25	-2.70%	\$ 3,862.68	\$ 3,812.84	-1.29%	\$ 10,452.27	\$ 10,402.43	-0.48%
MGS-S Customer 6738	\$ 1,631.24	-2.88%	\$ 3,750.38	\$ 3,701.94	-1.29%	\$ 10,056.02	\$ 10,007.58	-0.48%
MGS-S Customer 6739	\$ 5,685.00	-3.52%	\$ 15,920.77	\$ 15,713.20	-1.30%	\$ 36,122.59	\$ 35,915.02	-0.57%
MGS-S Customer 6740	\$ 2,147.28	-2.89%	\$ 4,967.73	\$ 4,903.75	-1.29%	\$ 13,944.28	\$ 13,880.30	-0.46%
MGS-S Customer 6741	\$ 5,222.56	-3.58%	\$ 14,972.83	\$ 14,778.77	-1.30%	\$ 38,090.66	\$ 37,896.60	-0.51%
MGS-S Customer 6742	\$ 3,868.15	-3.47%	\$ 10,828.54	\$ 10,689.41	-1.28%	\$ 31,962.75	\$ 31,823.62	-0.44%
MGS-S Customer 6743	\$ 6,217.06	-3.55%	\$ 17,694.82	\$ 17,465.88	-1.29%	\$ 46,352.15	\$ 46,123.21	-0.49%
MGS-S Customer 6744	\$ 2,535.93	-3.05%	\$ 6,174.23	\$ 6,094.57	-1.29%	\$ 16,787.04	\$ 16,707.38	-0.47%
MGS-S Customer 6745	\$ 1,766.09	-2.96%	\$ 4,085.74	\$ 4,031.79	-1.32%	\$ 6,696.55	\$ 6,642.60	-0.81%
MGS-S Customer 6746	\$ 2,011.72	-3.07%	\$ 4,917.38	\$ 4,853.60	-1.30%	\$ 12,152.78	\$ 12,089.00	-0.52%
MGS-S Customer 6747	\$ 1,711.39	-2.63%	\$ 3,535.81	\$ 3,489.53	-1.31%	\$ 7,128.26	\$ 7,081.98	-0.65%
MGS-S Customer 6748	\$ 21,221.26	-4.33%	\$ 56,555.62	\$ 55,595.10	-1.70%	\$ 135,171.31	\$ 134,210.79	-0.71%
MGS-S Customer 6749	\$ 2,231.73	-2.93%	\$ 5,159.03	\$ 5,091.56	-1.31%	\$ 10,820.79	\$ 10,753.32	-0.62%
MGS-S Customer 6750	\$ 2,300.59	-2.96%	\$ 5,433.82	\$ 5,363.56	-1.29%	\$ 14,328.10	\$ 14,257.84	-0.49%
MGS-S Customer 6751	\$ 2,787.87	-3.12%	\$ 6,995.38	\$ 6,905.44	-1.29%	\$ 20,286.53	\$ 20,196.59	-0.44%
MGS-S Customer 6752	\$ 2,194.30	-3.14%	\$ 5,492.51	\$ 5,421.30	-1.30%	\$ 13,722.69	\$ 13,651.48	-0.52%
MGS-S Customer 6753	\$ 2,095.67	-2.86%	\$ 4,769.79	\$ 4,708.02	-1.30%	\$ 11,983.03	\$ 11,921.26	-0.52%
MGS-S Customer 6754	\$ 1,666.74	-2.61%	\$ 3,492.18	\$ 3,447.57	-1.28%	\$ 11,205.09	\$ 11,160.48	-0.40%
MGS-S Customer 6755	\$ 1,887.70	-3.02%	\$ 4,732.48	\$ 4,673.66	-1.24%	\$ 21,137.54	\$ 21,078.72	-0.28%
MGS-S Customer 6756	\$ 5,152.03	-3.48%	\$ 14,750.04	\$ 14,564.12	-1.26%	\$ 56,795.69	\$ 56,609.77	-0.33%
MGS-S Customer 6757	\$ 1,447.13	-2.75%	\$ 3,157.40	\$ 3,116.49	-1.30%	\$ 7,895.00	\$ 7,854.09	-0.52%

Internal Use

Customer	Distribution 8/25 Prices	Distribution % Difference	Delivery 1/25 Prices	Delivery 8/25 Prices	Delivery % Difference	Bundled 1/25 Prices	Bundled 8/25 Prices	Bundled % Difference
MGS-S Customer 6758	\$ 2,386.45	-2.99%	\$ 5,822.77	\$ 5,749.10	-1.27%	\$ 21,207.23	\$ 21,133.56	-0.35%
MGS-S Customer 6759	\$ 3,363.50	-3.25%	\$ 8,924.51	\$ 8,811.42	-1.27%	\$ 31,768.10	\$ 31,655.01	-0.36%
MGS-S Customer 6760	\$ 2,091.86	-2.87%	\$ 4,757.41	\$ 4,695.68	-1.30%	\$ 11,653.45	\$ 11,591.72	-0.53%
MGS-S Customer 6761	\$ 2,455.13	-3.02%	\$ 5,901.36	\$ 5,824.86	-1.30%	\$ 14,821.70	\$ 14,745.20	-0.52%
MGS-S Customer 6762	\$ 2,426.35	-3.01%	\$ 5,892.58	\$ 5,817.18	-1.28%	\$ 18,498.15	\$ 18,422.75	-0.41%
MGS-S Customer 6763	\$ 2,904.41	-3.16%	\$ 7,336.49	\$ 7,241.74	-1.29%	\$ 19,827.79	\$ 19,733.04	-0.48%
MGS-S Customer 6764	\$ 3,742.37	-3.32%	\$ 10,187.25	\$ 10,058.80	-1.26%	\$ 38,666.33	\$ 38,537.88	-0.33%
MGS-S Customer 6765	\$ 1,584.50	-2.83%	\$ 3,630.24	\$ 3,584.02	-1.27%	\$ 11,778.15	\$ 11,731.93	-0.39%
MGS-S Customer 6766	\$ 2,343.70	-2.97%	\$ 5,508.78	\$ 5,437.07	-1.30%	\$ 12,419.45	\$ 12,347.74	-0.58%
MGS-S Customer 6767	\$ 5,229.66	-3.48%	\$ 14,744.95	\$ 14,556.11	-1.28%	\$ 45,584.71	\$ 45,395.87	-0.41%
MGS-S Customer 6768	\$ 1,996.00	-2.82%	\$ 4,439.11	\$ 4,381.26	-1.30%	\$ 9,956.67	\$ 9,898.82	-0.58%
MGS-S Customer 6769	\$ 1,492.62	-2.45%	\$ 2,913.28	\$ 2,875.80	-1.29%	\$ 8,269.96	\$ 8,232.48	-0.45%
MGS-S Customer 6770	\$ 4,232.35	-3.39%	\$ 11,496.69	\$ 11,348.18	-1.29%	\$ 30,913.74	\$ 30,765.23	-0.48%
MGS-S Customer 6771	\$ 1,969.55	-2.80%	\$ 4,397.48	\$ 4,340.72	-1.29%	\$ 11,860.50	\$ 11,803.74	-0.48%
MGS-S Customer 6772	\$ 3,652.68	-3.31%	\$ 9,777.54	\$ 9,652.68	-1.28%	\$ 31,368.80	\$ 31,243.94	-0.40%
MGS-S Customer 6773	\$ 7,553.34	-3.61%	\$ 22,275.74	\$ 21,992.49	-1.27%	\$ 76,733.80	\$ 76,450.55	-0.37%
MGS-S Customer 6774	\$ 6,180.23	-3.71%	\$ 17,276.19	\$ 17,038.24	-1.38%	\$ 63,411.29	\$ 63,173.34	-0.38%
MGS-S Customer 6775	\$ 1,936.16	-2.78%	\$ 4,380.38	\$ 4,324.94	-1.27%	\$ 15,866.96	\$ 15,811.52	-0.35%
MGS-S Customer 6776	\$ 2,523.75	-3.04%	\$ 6,110.15	\$ 6,031.10	-1.29%	\$ 15,662.59	\$ 15,583.54	-0.50%
MGS-S Customer 6777	\$ 3,414.58	-3.28%	\$ 8,908.56	\$ 8,792.90	-1.30%	\$ 22,140.29	\$ 22,024.63	-0.52%
MGS-S Customer 6778	\$ 3,505.53	-3.28%	\$ 9,433.53	\$ 9,314.63	-1.26%	\$ 36,006.69	\$ 35,887.79	-0.33%
MGS-S Customer 6779	\$ 2,890.52	-3.15%	\$ 7,334.14	\$ 7,240.12	-1.28%	\$ 22,183.85	\$ 22,089.83	-0.42%
MGS-S Customer 6780	\$ 1,226.12	-2.14%	\$ 2,043.32	\$ 2,016.52	-1.31%	\$ 4,031.51	\$ 4,004.71	-0.66%
MGS-S Customer 6781	\$ 2,078.07	-3.10%	\$ 5,167.69	\$ 5,101.20	-1.29%	\$ 14,774.98	\$ 14,708.49	-0.45%
MGS-S Customer 6782	\$ 3,255.65	-3.24%	\$ 8,574.10	\$ 8,465.23	-1.27%	\$ 29,872.85	\$ 29,763.98	-0.36%
MGS-S Customer 6783	\$ 3,733.80	-3.33%	\$ 9,852.67	\$ 9,724.12	-1.30%	\$ 22,083.45	\$ 21,954.90	-0.58%
MGS-S Customer 6784	\$ 1,650.83	-2.59%	\$ 3,427.37	\$ 3,383.49	-1.28%	\$ 10,546.45	\$ 10,502.57	-0.42%
MGS-S Customer 6785	\$ 2,070.97	-3.08%	\$ 5,078.85	\$ 5,013.07	-1.30%	\$ 12,410.35	\$ 12,344.57	-0.53%
MGS-S Customer 6786	\$ 1,734.91	-2.93%	\$ 4,037.36	\$ 3,985.02	-1.30%	\$ 9,761.51	\$ 9,709.17	-0.54%
MGS-S Customer 6787	\$ 4,352.39	-3.40%	\$ 12,174.43	\$ 12,021.15	-1.26%	\$ 47,244.23	\$ 47,090.95	-0.32%
MGS-S Customer 6788	\$ 2,169.50	-2.90%	\$ 5,177.25	\$ 5,112.37	-1.25%	\$ 21,114.29	\$ 21,049.41	-0.31%
MGS-S Customer 6789	\$ 1,525.50	-2.81%	\$ 3,444.07	\$ 3,399.92	-1.28%	\$ 10,438.26	\$ 10,394.11	-0.42%
MGS-S Customer 6790	\$ 1,840.47	-2.73%	\$ 4,050.15	\$ 3,998.56	-1.27%	\$ 13,462.96	\$ 13,411.37	-0.38%
MGS-S Customer 6791	\$ 1,092.21	-1.91%	\$ 1,630.38	\$ 1,609.09	-1.31%	\$ 3,443.97	\$ 3,422.68	-0.62%
MGS-S Customer 6792	\$ 4,819.34	-3.70%	\$ 12,251.08	\$ 12,066.01	-1.51%	\$ 18,613.28	\$ 18,428.21	-0.99%
MGS-S Customer 6793	\$ 2,633.45	-3.08%	\$ 6,505.84	\$ 6,422.17	-1.29%	\$ 18,727.60	\$ 18,643.93	-0.45%
MGS-S Customer 6794	\$ 8,360.21	-3.64%	\$ 24,688.36	\$ 24,372.94	-1.28%	\$ 78,931.61	\$ 78,616.19	-0.40%
MGS-S Customer 6795	\$ 4,131.11	-3.49%	\$ 11,605.40	\$ 11,456.09	-1.29%	\$ 32,954.42	\$ 32,805.11	-0.45%
MGS-S Customer 6796	\$ 11,055.26	-3.71%	\$ 33,841.41	\$ 33,416.03	-1.26%	\$ 134,896.20	\$ 134,470.82	-0.32%
MGS-S Customer 6797	\$ 5,427.91	-3.50%	\$ 15,188.49	\$ 14,991.84	-1.29%	\$ 38,886.77	\$ 38,690.12	-0.51%

Customer	Distribution 8/25 Prices	Distribution % Difference	Delivery 1/25 Prices	Delivery 8/25 Prices	Delivery % Difference	Bundled 1/25 Prices	Bundled 8/25 Prices	Bundled % Difference
MGS-S Customer 6798	\$ 4,862.87	-3.47%	\$ 13,602.40	\$ 13,427.35	-1.29%	\$ 44,938.07	\$ 44,763.02	-0.39%
MGS-S Customer 6799	\$ 3,031.73	-3.19%	\$ 7,626.89	\$ 7,527.03	-1.31%	\$ 15,577.70	\$ 15,477.84	-0.64%
MGS-S Customer 6800	\$ 1,844.36	-2.73%	\$ 3,980.07	\$ 3,928.39	-1.30%	\$ 9,566.08	\$ 9,514.40	-0.54%
MGS-S Customer 6801	\$ 3,572.84	-3.29%	\$ 9,514.02	\$ 9,392.43	-1.28%	\$ 30,118.04	\$ 29,996.45	-0.40%
MGS-S Customer 6802	\$ 1,379.25	-2.33%	\$ 2,531.61	\$ 2,498.70	-1.30%	\$ 5,936.67	\$ 5,903.76	-0.55%
MGS-S Customer 6803	\$ 1,646.10	-2.89%	\$ 3,807.69	\$ 3,758.70	-1.29%	\$ 10,834.22	\$ 10,785.23	-0.45%
MGS-S Customer 6804	\$ 2,293.89	-3.08%	\$ 5,184.11	\$ 5,111.32	-1.40%	\$ 11,272.08	\$ 11,199.29	-0.65%
MGS-S Customer 6805	\$ 1,754.07	-2.66%	\$ 3,682.88	\$ 3,634.88	-1.30%	\$ 8,157.90	\$ 8,109.90	-0.59%
MGS-S Customer 6806	\$ 1,919.12	-2.77%	\$ 4,188.37	\$ 4,133.69	-1.31%	\$ 8,978.30	\$ 8,923.62	-0.61%
MGS-S Customer 6807	\$ 1,929.89	-2.78%	\$ 4,217.06	\$ 4,161.91	-1.31%	\$ 8,721.45	\$ 8,666.30	-0.63%
MGS-S Customer 6808	\$ 2,002.18	-2.82%	\$ 4,496.62	\$ 4,438.53	-1.29%	\$ 11,938.27	\$ 11,880.18	-0.49%
MGS-S Customer 6809	\$ 1,540.23	-2.49%	\$ 3,027.24	\$ 2,987.86	-1.30%	\$ 6,999.16	\$ 6,959.78	-0.56%
MGS-S Customer 6810	\$ 2,232.16	-2.93%	\$ 5,218.26	\$ 5,150.86	-1.29%	\$ 13,906.87	\$ 13,839.47	-0.48%
MGS-S Customer 6811	\$ 2,792.54	-3.20%	\$ 6,814.00	\$ 6,721.69	-1.35%	\$ 16,745.80	\$ 16,653.49	-0.55%
MGS-S Customer 6812	\$ 1,853.06	-2.72%	\$ 3,956.02	\$ 3,904.11	-1.31%	\$ 7,374.79	\$ 7,322.88	-0.70%
MGS-S Customer 6813	\$ 1,576.89	-2.85%	\$ 3,568.85	\$ 3,522.65	-1.29%	\$ 9,131.89	\$ 9,085.69	-0.51%
MGS-S Customer 6814	\$ 1,916.92	-2.77%	\$ 4,156.83	\$ 4,102.20	-1.31%	\$ 7,612.16	\$ 7,557.53	-0.72%
MGS-S Customer 6815	\$ 2,344.62	-2.98%	\$ 5,702.07	\$ 5,630.07	-1.26%	\$ 21,331.74	\$ 21,259.74	-0.34%
MGS-S Customer 6816	\$ 2,668.64	-3.11%	\$ 6,755.38	\$ 6,669.81	-1.27%	\$ 25,165.54	\$ 25,079.97	-0.34%
MGS-S Customer 6817	\$ 3,025.63	-3.19%	\$ 7,739.63	\$ 7,639.96	-1.29%	\$ 21,954.03	\$ 21,854.36	-0.45%
MGS-S Customer 6818	\$ 3,472.58	-3.28%	\$ 9,107.40	\$ 8,989.57	-1.29%	\$ 23,915.97	\$ 23,798.14	-0.49%
MGS-S Customer 6819	\$ 2,664.39	-3.08%	\$ 6,526.00	\$ 6,441.22	-1.30%	\$ 15,509.64	\$ 15,424.86	-0.55%
MGS-S Customer 6820	\$ 1,782.41	-2.69%	\$ 3,799.10	\$ 3,749.89	-1.30%	\$ 9,583.70	\$ 9,534.49	-0.51%
MGS-S Customer 6821	\$ 2,178.95	-2.90%	\$ 5,051.82	\$ 4,986.66	-1.29%	\$ 13,697.47	\$ 13,632.31	-0.48%
MGS-S Customer 6822	\$ 2,488.36	-3.03%	\$ 6,010.99	\$ 5,933.33	-1.29%	\$ 15,837.67	\$ 15,760.01	-0.49%
MGS-S Customer 6823	\$ 1,853.94	-2.73%	\$ 4,018.29	\$ 3,966.21	-1.30%	\$ 10,038.96	\$ 9,986.88	-0.52%
MGS-S Customer 6824	\$ 3,518.16	-3.28%	\$ 8,956.65	\$ 8,837.29	-1.33%	\$ 10,400.94	\$ 10,281.58	-1.15%
MGS-S Customer 6825	\$ 2,349.72	-2.98%	\$ 5,501.23	\$ 5,429.07	-1.31%	\$ 10,633.95	\$ 10,561.79	-0.68%
MGS-S Customer 6826	\$ 4,254.00	-3.39%	\$ 11,632.53	\$ 11,483.20	-1.28%	\$ 34,668.09	\$ 34,518.76	-0.43%
MGS-S Customer 6827	\$ 5,177.56	-3.64%	\$ 14,268.35	\$ 14,072.52	-1.37%	\$ 57,642.84	\$ 57,447.01	-0.34%
MGS-S Customer 6828	\$ 1,976.56	-2.81%	\$ 4,399.88	\$ 4,342.83	-1.30%	\$ 10,890.06	\$ 10,833.01	-0.52%
MGS-S Customer 6829	\$ 3,284.00	-3.24%	\$ 8,579.93	\$ 8,470.03	-1.28%	\$ 26,240.52	\$ 26,130.62	-0.42%
MGS-S Customer 6830	\$ 2,319.53	-2.97%	\$ 5,529.45	\$ 5,458.51	-1.28%	\$ 16,528.93	\$ 16,457.99	-0.43%
MGS-S Customer 6831	\$ 2,030.16	-2.83%	\$ 4,578.93	\$ 4,519.73	-1.29%	\$ 11,958.31	\$ 11,899.11	-0.50%
MGS-S Customer 6832	\$ 1,791.78	-2.97%	\$ 4,349.35	\$ 4,294.44	-1.26%	\$ 16,258.25	\$ 16,203.34	-0.34%
MGS-S Customer 6833	\$ 2,612.95	-3.26%	\$ 6,914.81	\$ 6,826.68	-1.27%	\$ 22,829.11	\$ 22,740.98	-0.39%
MGS-S Customer 6834	\$ 2,416.49	-3.01%	\$ 5,803.14	\$ 5,728.27	-1.29%	\$ 15,801.10	\$ 15,726.23	-0.47%
MGS-S Customer 6835	\$ 1,384.65	-2.69%	\$ 2,939.21	\$ 2,900.95	-1.30%	\$ 6,540.80	\$ 6,502.54	-0.58%
MGS-S Customer 6836	\$ 1,750.03	-2.94%	\$ 4,048.35	\$ 3,995.43	-1.31%	\$ 8,148.13	\$ 8,095.21	-0.65%
MGS-S Customer 6837	\$ 1,788.34	-2.95%	\$ 4,181.17	\$ 4,126.74	-1.30%	\$ 9,204.20	\$ 9,149.77	-0.59%

Customer	Distribution 8/25 Prices	Distribution % Difference	Delivery 1/25 Prices	Delivery 8/25 Prices	Delivery % Difference	Bundled 1/25 Prices	Bundled 8/25 Prices	Bundled % Difference
MGS-S Customer 6838	\$ 1,842.55	-2.98%	\$ 4,339.64	\$ 4,283.03	-1.30%	\$ 9,115.86	\$ 9,059.25	-0.62%
MGS-S Customer 6839	\$ 2,033.99	-2.84%	\$ 4,611.76	\$ 4,552.32	-1.29%	\$ 12,820.46	\$ 12,761.02	-0.46%
MGS-S Customer 6840	\$ 988.66	-1.70%	\$ 1,290.89	\$ 1,273.75	-1.33%	\$ 1,744.86	\$ 1,727.72	-0.98%
MGS-S Customer 6841	\$ 2,491.02	-3.03%	\$ 6,044.16	\$ 5,966.28	-1.29%	\$ 16,840.59	\$ 16,762.71	-0.46%
MGS-S Customer 6842	\$ 3,627.96	-3.48%	\$ 9,170.44	\$ 9,039.48	-1.43%	\$ 26,291.71	\$ 26,160.75	-0.50%
MGS-S Customer 6843	\$ 2,035.06	-2.84%	\$ 4,639.92	\$ 4,580.43	-1.28%	\$ 14,052.62	\$ 13,993.13	-0.42%
MGS-S Customer 6844	\$ 2,725.67	-3.11%	\$ 6,727.28	\$ 6,639.89	-1.30%	\$ 16,164.89	\$ 16,077.50	-0.54%
MGS-S Customer 6845	\$ 1,727.77	-2.65%	\$ 3,647.77	\$ 3,600.80	-1.29%	\$ 10,199.99	\$ 10,153.02	-0.46%
MGS-S Customer 6846	\$ 3,149.33	-3.22%	\$ 8,292.06	\$ 8,187.43	-1.26%	\$ 31,379.15	\$ 31,274.52	-0.33%
MGS-S Customer 6847	\$ 6,316.00	-3.56%	\$ 18,564.68	\$ 18,331.81	-1.25%	\$ 75,367.43	\$ 75,134.56	-0.31%
MGS-S Customer 6848	\$ 1,523.91	-2.80%	\$ 3,352.72	\$ 3,308.86	-1.31%	\$ 6,652.65	\$ 6,608.79	-0.66%
MGS-S Customer 6849	\$ 2,158.38	-2.90%	\$ 5,025.77	\$ 4,961.41	-1.28%	\$ 15,355.21	\$ 15,290.85	-0.42%
MGS-S Customer 6850	\$ 5,563.78	-3.51%	\$ 15,770.84	\$ 15,568.36	-1.28%	\$ 47,033.38	\$ 46,830.90	-0.43%
MGS-S Customer 6851	\$ 3,184.62	-3.37%	\$ 8,687.18	\$ 8,575.94	-1.28%	\$ 26,777.40	\$ 26,666.16	-0.42%
MGS-S Customer 6852	\$ 4,026.53	-3.36%	\$ 10,879.88	\$ 10,740.06	-1.29%	\$ 31,479.33	\$ 31,339.51	-0.44%
MGS-S Customer 6853	\$ 2,038.32	-3.09%	\$ 4,955.23	\$ 4,890.26	-1.31%	\$ 9,811.32	\$ 9,746.35	-0.66%
MGS-S Customer 6854	\$ 3,177.39	-3.22%	\$ 8,267.83	\$ 8,162.19	-1.28%	\$ 26,303.21	\$ 26,197.57	-0.40%
MGS-S Customer 6855	\$ 2,487.71	-3.23%	\$ 6,447.69	\$ 6,364.75	-1.29%	\$ 18,348.94	\$ 18,266.00	-0.45%
MGS-S Customer 6856	\$ 841.55	-1.92%	\$ 1,250.06	\$ 1,233.55	-1.32%	\$ 2,041.79	\$ 2,025.28	-0.81%
MGS-S Customer 6857	\$ 5,001.82	-3.46%	\$ 14,048.54	\$ 13,869.22	-1.28%	\$ 45,247.09	\$ 45,067.77	-0.40%
MGS-S Customer 6858	\$ 3,170.65	-3.22%	\$ 8,016.78	\$ 7,911.31	-1.32%	\$ 14,483.30	\$ 14,377.83	-0.73%
MGS-S Customer 6859	\$ 1,842.70	-3.00%	\$ 4,428.81	\$ 4,371.83	-1.29%	\$ 12,676.93	\$ 12,619.95	-0.45%
MGS-S Customer 6860	\$ 3,934.06	-3.35%	\$ 10,620.66	\$ 10,484.14	-1.29%	\$ 31,165.27	\$ 31,028.75	-0.44%
MGS-S Customer 6861	\$ 6,166.74	-3.54%	\$ 17,969.86	\$ 17,743.31	-1.26%	\$ 68,428.70	\$ 68,202.15	-0.33%
MGS-S Customer 6862	\$ 2,337.38	-3.19%	\$ 5,957.72	\$ 5,880.73	-1.29%	\$ 15,815.59	\$ 15,738.60	-0.49%
MGS-S Customer 6863	\$ 6,018.51	-3.54%	\$ 17,359.94	\$ 17,139.29	-1.27%	\$ 59,674.06	\$ 59,453.41	-0.37%
MGS-S Customer 6864	\$ 2,273.53	-2.95%	\$ 5,360.45	\$ 5,291.31	-1.29%	\$ 14,725.39	\$ 14,656.25	-0.47%
MGS-S Customer 6865	\$ 9,437.22	-3.68%	\$ 28,677.32	\$ 28,316.39	-1.26%	\$ 125,682.60	\$ 125,321.67	-0.29%
MGS-S Customer 6866	\$ 2,056.90	-3.09%	\$ 5,089.51	\$ 5,023.87	-1.29%	\$ 13,968.25	\$ 13,902.61	-0.47%
MGS-S Customer 6867	\$ 2,688.60	-3.10%	\$ 6,476.39	\$ 6,390.49	-1.33%	\$ 9,079.89	\$ 8,993.99	-0.95%
MGS-S Customer 6868	\$ 2,307.87	-3.18%	\$ 6,191.44	\$ 6,115.60	-1.22%	\$ 31,750.51	\$ 31,674.67	-0.24%
MGS-S Customer 6869	\$ 3,778.06	-3.34%	\$ 9,868.90	\$ 9,738.42	-1.32%	\$ 16,016.29	\$ 15,885.81	-0.81%
MGS-S Customer 6870	\$ 8,400.59	-3.64%	\$ 25,139.13	\$ 24,821.98	-1.26%	\$ 95,274.17	\$ 94,957.02	-0.33%
MGS-S Customer 6871	\$ 3,875.75	-3.33%	\$ 10,270.23	\$ 10,136.52	-1.30%	\$ 23,378.56	\$ 23,244.85	-0.57%
MGS-S Customer 6872	\$ 2,903.10	-3.15%	\$ 7,246.11	\$ 7,151.58	-1.30%	\$ 15,907.30	\$ 15,812.77	-0.59%
MGS-S Customer 6873	\$ 4,421.14	-3.40%	\$ 12,288.31	\$ 12,132.51	-1.27%	\$ 43,368.03	\$ 43,212.23	-0.36%
MGS-S Customer 6874	\$ 2,945.70	-3.17%	\$ 7,561.30	\$ 7,465.00	-1.27%	\$ 25,241.77	\$ 25,145.47	-0.38%
MGS-S Customer 6875	\$ 3,354.06	-3.40%	\$ 9,272.48	\$ 9,154.47	-1.27%	\$ 31,137.98	\$ 31,019.97	-0.38%
MGS-S Customer 6876	\$ 1,612.39	-2.55%	\$ 3,223.17	\$ 3,180.95	-1.31%	\$ 6,276.30	\$ 6,234.08	-0.67%
MGS-S Customer 6877	\$ 3,479.47	-3.28%	\$ 9,146.32	\$ 8,928.23	-1.29%	\$ 24,896.42	\$ 24,778.33	-0.47%

Customer	Distribution 8/25 Prices	Distribution % Difference	Delivery 1/25 Prices	Delivery 8/25 Prices	Delivery % Difference	Bundled 1/25 Prices	Bundled 8/25 Prices	Bundled % Difference
MGS-S Customer 6878	\$ 2,451.88	-3.22%	\$ 6,321.43	\$ 6,239.94	-1.29%	\$ 17,354.73	\$ 17,273.24	-0.47%
MGS-S Customer 6879	\$ 3,398.78	-3.28%	\$ 9,068.83	\$ 8,953.63	-1.27%	\$ 32,049.54	\$ 31,934.34	-0.36%
MGS-S Customer 6880	\$ 10,559.23	-3.69%	\$ 31,509.83	\$ 31,104.78	-1.29%	\$ 92,458.07	\$ 92,053.02	-0.44%
MGS-S Customer 6881	\$ 4,977.10	-3.46%	\$ 13,712.69	\$ 13,534.12	-1.30%	\$ 31,514.97	\$ 31,336.40	-0.57%
MGS-S Customer 6882	\$ 3,492.16	-3.29%	\$ 9,097.30	\$ 8,978.58	-1.31%	\$ 20,276.86	\$ 20,158.14	-0.59%
MGS-S Customer 6883	\$ 1,394.78	-2.71%	\$ 3,020.60	\$ 2,981.74	-1.29%	\$ 8,652.20	\$ 8,613.34	-0.45%
MGS-S Customer 6884	\$ 20,506.98	-3.80%	\$ 62,059.87	\$ 61,250.28	-1.30%	\$ 145,700.87	\$ 144,891.28	-0.56%
MGS-S Customer 6885	\$ 2,689.63	-3.10%	\$ 6,560.85	\$ 6,474.76	-1.31%	\$ 12,810.62	\$ 12,724.53	-0.67%
MGS-S Customer 6886	\$ 2,729.89	-3.11%	\$ 6,861.43	\$ 6,773.72	-1.28%	\$ 21,869.05	\$ 21,781.34	-0.40%
MGS-S Customer 6887	\$ 1,987.25	-2.81%	\$ 4,427.58	\$ 4,370.09	-1.30%	\$ 10,680.09	\$ 10,622.60	-0.54%
MGS-S Customer 6888	\$ 2,282.20	-2.95%	\$ 5,636.43	\$ 5,566.96	-1.23%	\$ 27,311.22	\$ 27,241.75	-0.25%
MGS-S Customer 6889	\$ 2,571.78	-3.06%	\$ 6,611.06	\$ 6,529.84	-1.23%	\$ 33,051.56	\$ 32,970.34	-0.25%
MGS-S Customer 6890	\$ 3,137.12	-3.21%	\$ 8,083.96	\$ 7,979.81	-1.29%	\$ 22,748.33	\$ 22,644.18	-0.46%
MGS-S Customer 6891	\$ 1,121.27	-1.97%	\$ 1,693.86	\$ 1,671.32	-1.33%	\$ 2,160.06	\$ 2,137.52	-1.04%
MGS-S Customer 6892	\$ 4,454.59	-3.42%	\$ 12,040.13	\$ 11,882.47	-1.31%	\$ 24,759.96	\$ 24,602.30	-0.64%
MGS-S Customer 6893	\$ 2,637.84	-3.08%	\$ 6,745.27	\$ 6,661.37	-1.24%	\$ 29,927.08	\$ 29,843.18	-0.28%
MGS-S Customer 6894	\$ 1,644.59	-2.89%	\$ 3,905.42	\$ 3,856.47	-1.25%	\$ 15,899.56	\$ 15,850.61	-0.31%
MGS-S Customer 6895	\$ 2,928.05	-3.16%	\$ 7,347.20	\$ 7,251.70	-1.30%	\$ 17,370.41	\$ 17,274.91	-0.55%
MGS-S Customer 6896	\$ 2,702.87	-3.11%	\$ 6,581.82	\$ 6,495.12	-1.32%	\$ 11,700.83	\$ 11,614.13	-0.74%
MGS-S Customer 6897	\$ 2,908.49	-3.16%	\$ 7,314.67	\$ 7,219.78	-1.30%	\$ 18,201.60	\$ 18,106.71	-0.52%
MGS-S Customer 6898	\$ 2,457.38	-3.22%	\$ 6,519.61	\$ 6,437.75	-1.26%	\$ 26,091.26	\$ 26,009.40	-0.31%
MGS-S Customer 6899	\$ 3,672.01	-3.31%	\$ 9,854.75	\$ 9,729.09	-1.28%	\$ 32,305.28	\$ 32,179.62	-0.39%
MGS-S Customer 6900	\$ 3,274.71	-3.24%	\$ 8,610.62	\$ 8,501.04	-1.27%	\$ 29,013.54	\$ 28,903.96	-0.38%
MGS-S Customer 6901	\$ 2,106.97	-3.11%	\$ 5,321.45	\$ 5,253.83	-1.27%	\$ 18,251.98	\$ 18,184.36	-0.37%
MGS-S Customer 6902	\$ 14,015.10	-4.32%	\$ 35,953.16	\$ 35,320.09	-1.76%	\$ 65,158.95	\$ 64,525.88	-0.97%
MGS-S Customer 6903	\$ 1,654.98	-2.88%	\$ 3,756.29	\$ 3,707.15	-1.31%	\$ 7,472.14	\$ 7,423.00	-0.66%
MGS-S Customer 6904	\$ 3,390.08	-3.26%	\$ 8,911.55	\$ 8,797.33	-1.28%	\$ 27,030.00	\$ 26,915.78	-0.42%
MGS-S Customer 6905	\$ 2,177.92	-2.91%	\$ 5,074.88	\$ 5,009.69	-1.28%	\$ 14,834.25	\$ 14,769.06	-0.44%
MGS-S Customer 6906	\$ 1,664.02	-2.60%	\$ 3,445.68	\$ 3,401.22	-1.29%	\$ 9,377.91	\$ 9,333.45	-0.47%
MGS-S Customer 6907	\$ 1,984.72	-2.81%	\$ 4,420.91	\$ 4,363.50	-1.30%	\$ 10,661.19	\$ 10,603.78	-0.54%
MGS-S Customer 6908	\$ 3,295.68	-3.24%	\$ 8,586.08	\$ 8,475.61	-1.29%	\$ 24,573.85	\$ 24,463.38	-0.45%
MGS-S Customer 6909	\$ 4,149.42	-3.38%	\$ 11,352.70	\$ 11,207.70	-1.28%	\$ 36,390.15	\$ 36,245.15	-0.40%
MGS-S Customer 6910	\$ 2,678.56	-3.10%	\$ 6,582.74	\$ 6,497.11	-1.30%	\$ 15,556.32	\$ 15,470.69	-0.55%
MGS-S Customer 6911	\$ 2,692.24	-3.10%	\$ 6,648.49	\$ 6,562.45	-1.29%	\$ 17,184.86	\$ 17,098.82	-0.50%
MGS-S Customer 6912	\$ 2,513.43	-3.24%	\$ 6,583.97	\$ 6,499.93	-1.28%	\$ 21,215.66	\$ 21,131.62	-0.40%
MGS-S Customer 6913	\$ 3,969.56	-3.35%	\$ 10,801.12	\$ 10,663.49	-1.27%	\$ 35,710.60	\$ 35,572.97	-0.39%
MGS-S Customer 6914	\$ 4,076.59	-3.37%	\$ 10,882.28	\$ 10,740.25	-1.31%	\$ 23,725.52	\$ 23,583.49	-0.60%
MGS-S Customer 6915	\$ 2,448.75	-3.02%	\$ 5,968.17	\$ 5,891.94	-1.28%	\$ 19,166.42	\$ 19,090.19	-0.40%
MGS-S Customer 6916	\$ 1,076.74	-1.88%	\$ 1,583.05	\$ 1,562.37	-1.31%	\$ 3,359.62	\$ 3,338.94	-0.62%
MGS-S Customer 6917	\$ 2,362.22	-2.98%	\$ 5,560.48	\$ 5,487.84	-1.31%	\$ 11,804.88	\$ 11,732.24	-0.62%

Internal Use

Customer	Distribution 8/25 Prices	Distribution % Difference	Delivery 1/25 Prices	Delivery 8/25 Prices	Delivery % Difference	Bundled 1/25 Prices	Bundled 8/25 Prices	Bundled % Difference
MGS-S Customer 6918	\$ 2,326.35	-2.97%	\$ 5,497.14	\$ 5,425.93	-1.30%	\$ 13,908.77	\$ 13,837.56	-0.51%
MGS-S Customer 6919	\$ 2,132.06	-3.12%	\$ 5,396.36	\$ 5,327.70	-1.27%	\$ 18,244.40	\$ 18,175.74	-0.38%
MGS-S Customer 6920	\$ 2,489.14	-3.03%	\$ 6,158.08	\$ 6,080.30	-1.26%	\$ 22,863.31	\$ 22,785.53	-0.34%
MGS-S Customer 6921	\$ 1,287.41	-2.22%	\$ 2,249.27	\$ 2,220.07	-1.30%	\$ 5,450.14	\$ 5,420.94	-0.54%
MGS-S Customer 6922	\$ 1,450.86	-2.75%	\$ 3,164.87	\$ 3,123.79	-1.30%	\$ 7,678.86	\$ 7,637.78	-0.53%
MGS-S Customer 6923	\$ 2,541.95	-3.05%	\$ 6,258.04	\$ 6,178.10	-1.28%	\$ 19,983.39	\$ 19,903.45	-0.40%
MGS-S Customer 6924	\$ 1,664.55	-2.92%	\$ 3,745.25	\$ 3,695.26	-1.33%	\$ 4,369.47	\$ 4,319.48	-1.14%
MGS-S Customer 6925	\$ 3,898.51	-3.35%	\$ 10,469.17	\$ 10,334.10	-1.29%	\$ 28,874.76	\$ 28,739.69	-0.47%
MGS-S Customer 6926	\$ 2,909.27	-3.16%	\$ 7,384.44	\$ 7,289.51	-1.29%	\$ 21,554.96	\$ 21,460.03	-0.44%
MGS-S Customer 6927	\$ 7,127.01	-3.59%	\$ 21,222.38	\$ 20,957.04	-1.25%	\$ 88,889.32	\$ 88,623.98	-0.30%
MGS-S Customer 6928	\$ 8,615.47	-3.64%	\$ 25,993.00	\$ 25,667.50	-1.25%	\$ 106,946.52	\$ 106,621.02	-0.30%
MGS-S Customer 6929	\$ 1,617.66	-2.56%	\$ 3,348.75	\$ 3,306.17	-1.27%	\$ 11,434.05	\$ 11,391.47	-0.37%
MGS-S Customer 6930	\$ 1,005.79	-1.74%	\$ 1,352.55	\$ 1,334.72	-1.32%	\$ 2,278.89	\$ 2,261.06	-0.78%
MGS-S Customer 6931	\$ 6,845.73	-3.58%	\$ 20,400.71	\$ 20,146.77	-1.24%	\$ 89,553.08	\$ 89,299.14	-0.28%
MGS-S Customer 6932	\$ 7,274.46	-3.59%	\$ 20,493.09	\$ 20,222.27	-1.32%	\$ 31,736.63	\$ 31,465.81	-0.85%
MGS-S Customer 6933	\$ 1,026.01	-2.29%	\$ 1,869.62	\$ 1,845.63	-1.28%	\$ 5,612.90	\$ 5,588.91	-0.43%
MGS-S Customer 6934	\$ 5,833.51	-3.53%	\$ 16,573.37	\$ 16,359.62	-1.29%	\$ 46,318.49	\$ 46,104.74	-0.46%
MGS-S Customer 6935	\$ 2,216.14	-2.92%	\$ 5,148.80	\$ 5,082.07	-1.30%	\$ 12,886.74	\$ 12,820.01	-0.52%
MGS-S Customer 6936	\$ 1,860.30	-2.74%	\$ 4,002.04	\$ 3,949.74	-1.31%	\$ 8,353.20	\$ 8,300.90	-0.63%
MGS-S Customer 6937	\$ 5,932.73	-3.54%	\$ 16,996.65	\$ 16,779.12	-1.28%	\$ 53,373.63	\$ 53,156.10	-0.41%
MGS-S Customer 6938	\$ 4,003.48	-3.37%	\$ 10,767.25	\$ 10,627.69	-1.30%	\$ 27,614.29	\$ 27,474.73	-0.51%
MGS-S Customer 6939	\$ 8,919.66	-3.65%	\$ 26,866.04	\$ 26,528.14	-1.26%	\$ 105,287.48	\$ 104,949.58	-0.32%
MGS-S Customer 6940	\$ 1,560.32	-2.83%	\$ 3,562.57	\$ 3,517.07	-1.28%	\$ 11,366.32	\$ 11,320.82	-0.40%
MGS-S Customer 6941	\$ 1,634.64	-2.88%	\$ 3,797.19	\$ 3,748.64	-1.28%	\$ 11,952.53	\$ 11,903.98	-0.41%
MGS-S Customer 6942	\$ 1,599.61	-2.86%	\$ 3,667.36	\$ 3,620.23	-1.29%	\$ 10,663.72	\$ 10,616.59	-0.44%
MGS-S Customer 6943	\$ 2,966.17	-3.17%	\$ 7,714.14	\$ 7,617.05	-1.26%	\$ 29,961.05	\$ 29,863.96	-0.32%
MGS-S Customer 6944	\$ 1,625.14	-2.88%	\$ 3,741.33	\$ 3,693.19	-1.29%	\$ 10,654.28	\$ 10,606.14	-0.45%
MGS-S Customer 6945	\$ 2,719.04	-3.30%	\$ 7,133.97	\$ 7,041.23	-1.30%	\$ 17,308.01	\$ 17,215.27	-0.54%
MGS-S Customer 6946	\$ 2,528.34	-3.05%	\$ 6,183.59	\$ 6,104.12	-1.29%	\$ 18,065.18	\$ 17,985.71	-0.44%
MGS-S Customer 6947	\$ 2,209.67	-2.93%	\$ 5,209.87	\$ 5,143.29	-1.28%	\$ 16,608.81	\$ 16,542.23	-0.40%
MGS-S Customer 6948	\$ 3,723.33	-3.31%	\$ 9,960.53	\$ 9,833.14	-1.28%	\$ 30,866.21	\$ 30,738.82	-0.41%
MGS-S Customer 6949	\$ 2,062.69	-2.85%	\$ 4,691.60	\$ 4,631.09	-1.29%	\$ 12,779.87	\$ 12,719.36	-0.47%
MGS-S Customer 6950	\$ 2,920.17	-3.33%	\$ 7,949.16	\$ 7,848.56	-1.27%	\$ 28,935.17	\$ 28,834.57	-0.35%
MGS-S Customer 6951	\$ 1,809.24	-2.98%	\$ 4,254.16	\$ 4,198.50	-1.31%	\$ 8,827.11	\$ 8,771.45	-0.63%
MGS-S Customer 6952	\$ 1,423.11	-2.73%	\$ 3,098.19	\$ 3,058.29	-1.29%	\$ 8,589.36	\$ 8,549.46	-0.46%
MGS-S Customer 6953	\$ 1,536.71	-2.82%	\$ 3,419.21	\$ 3,374.56	-1.31%	\$ 7,403.93	\$ 7,359.28	-0.60%
MGS-S Customer 6954	\$ 1,880.21	-3.01%	\$ 4,517.29	\$ 4,458.86	-1.29%	\$ 11,683.91	\$ 11,625.48	-0.50%
MGS-S Customer 6955	\$ 4,431.29	-3.41%	\$ 12,211.79	\$ 12,055.58	-1.28%	\$ 38,053.66	\$ 37,897.45	-0.41%
MGS-S Customer 6956	\$ 2,412.52	-3.00%	\$ 5,732.81	\$ 5,658.08	-1.30%	\$ 12,848.69	\$ 12,773.96	-0.58%
MGS-S Customer 6957	\$ 2,859.07	-3.14%	\$ 7,201.62	\$ 7,108.97	-1.29%	\$ 20,456.21	\$ 20,363.56	-0.45%

Customer	Distribution 8/25 Prices	Distribution % Difference	Delivery 1/25 Prices	Delivery 8/25 Prices	Delivery % Difference	Bundled 1/25 Prices	Bundled 8/25 Prices	Bundled % Difference
MGS-S Customer 6958	\$ 3,871.14	-3.35%	\$ 10,236.43	\$ 10,102.39	-1.31%	\$ 21,109.76	\$ 20,975.72	-0.63%
MGS-S Customer 6959	\$ 3,072.03	-3.19%	\$ 7,859.47	\$ 7,758.15	-1.29%	\$ 21,639.67	\$ 21,538.35	-0.47%
MGS-S Customer 6960	\$ 2,367.32	-2.99%	\$ 5,706.18	\$ 5,633.23	-1.28%	\$ 18,070.19	\$ 17,997.24	-0.40%
MGS-S Customer 6961	\$ 11,082.40	-3.71%	\$ 33,137.69	\$ 32,711.03	-1.29%	\$ 98,747.89	\$ 98,321.23	-0.43%
MGS-S Customer 6962	\$ 1,388.11	-2.69%	\$ 2,962.42	\$ 2,924.08	-1.29%	\$ 7,326.49	\$ 7,288.15	-0.52%
MGS-S Customer 6963	\$ 3,342.48	-3.25%	\$ 8,711.19	\$ 8,598.92	-1.29%	\$ 24,127.64	\$ 24,015.37	-0.47%
MGS-S Customer 6964	\$ 1,753.67	-2.95%	\$ 4,170.63	\$ 4,117.25	-1.28%	\$ 12,952.82	\$ 12,899.44	-0.41%
MGS-S Customer 6965	\$ 2,222.75	-2.93%	\$ 5,282.88	\$ 5,215.84	-1.27%	\$ 18,486.39	\$ 18,419.35	-0.36%
MGS-S Customer 6966	\$ 653.27	-1.34%	\$ 790.78	\$ 781.94	-1.12%	\$ 7,098.13	\$ 7,089.29	-0.12%
MGS-S Customer 6967	\$ 2,956.00	-3.34%	\$ 7,920.43	\$ 7,818.23	-1.29%	\$ 21,805.75	\$ 21,703.55	-0.47%
MGS-S Customer 6968	\$ 4,883.93	-3.45%	\$ 13,634.13	\$ 13,459.73	-1.28%	\$ 42,373.73	\$ 42,199.33	-0.41%
MGS-S Customer 6969	\$ 2,420.75	-3.00%	\$ 5,781.95	\$ 5,706.99	-1.30%	\$ 14,310.59	\$ 14,235.63	-0.52%
MGS-S Customer 6970	\$ 1,299.76	-2.46%	\$ 2,104.78	\$ 2,071.96	-1.56%	\$ 5,624.10	\$ 5,591.28	-0.58%
MGS-S Customer 6971	\$ 2,045.08	-2.84%	\$ 4,685.59	\$ 4,625.82	-1.28%	\$ 15,155.46	\$ 15,095.69	-0.39%
MGS-S Customer 6972	\$ 1,533.01	-2.82%	\$ 3,437.29	\$ 3,392.77	-1.30%	\$ 8,824.02	\$ 8,779.50	-0.50%
MGS-S Customer 6973	\$ 2,334.25	-3.19%	\$ 6,185.10	\$ 6,108.19	-1.24%	\$ 27,522.93	\$ 27,446.02	-0.28%
MGS-S Customer 6974	\$ 1,853.51	-3.00%	\$ 4,448.42	\$ 4,391.01	-1.29%	\$ 12,066.95	\$ 12,009.54	-0.48%
MGS-S Customer 6975	\$ 5,380.94	-3.49%	\$ 15,381.22	\$ 15,186.62	-1.27%	\$ 55,857.98	\$ 55,663.38	-0.35%
MGS-S Customer 6976	\$ 3,652.41	-3.29%	\$ 9,358.54	\$ 9,234.10	-1.33%	\$ 11,444.65	\$ 11,320.21	-1.09%
MGS-S Customer 6977	\$ 1,188.04	-2.50%	\$ 2,370.43	\$ 2,339.94	-1.29%	\$ 6,805.92	\$ 6,775.43	-0.45%
MGS-S Customer 6978	\$ 1,553.57	-2.84%	\$ 3,537.52	\$ 3,492.14	-1.28%	\$ 10,707.22	\$ 10,661.84	-0.42%
MGS-S Customer 6979	\$ 2,581.89	-3.06%	\$ 6,376.50	\$ 6,294.97	-1.28%	\$ 20,045.52	\$ 19,963.99	-0.41%
MGS-S Customer 6980	\$ 1,801.20	-2.98%	\$ 4,219.65	\$ 4,164.39	-1.31%	\$ 8,458.83	\$ 8,403.57	-0.65%
MGS-S Customer 6981	\$ 4,628.14	-3.43%	\$ 13,050.82	\$ 12,886.59	-1.26%	\$ 50,712.12	\$ 50,547.89	-0.32%
MGS-S Customer 6982	\$ 4,829.72	-3.45%	\$ 13,542.45	\$ 13,369.86	-1.27%	\$ 44,896.40	\$ 44,723.81	-0.38%
MGS-S Customer 6983	\$ 1,746.75	-2.66%	\$ 3,688.96	\$ 3,641.25	-1.29%	\$ 9,511.15	\$ 9,463.44	-0.50%
MGS-S Customer 6984	\$ 2,631.27	-3.27%	\$ 6,873.32	\$ 6,784.42	-1.29%	\$ 17,990.37	\$ 17,901.47	-0.49%
MGS-S Customer 6985	\$ 2,267.68	-2.95%	\$ 5,373.46	\$ 5,304.59	-1.28%	\$ 16,342.77	\$ 16,273.90	-0.42%
MGS-S Customer 6986	\$ 2,429.48	-3.01%	\$ 5,828.35	\$ 5,753.00	-1.29%	\$ 15,250.65	\$ 15,175.30	-0.49%
MGS-S Customer 6987	\$ 2,283.76	-2.96%	\$ 5,401.18	\$ 5,331.58	-1.29%	\$ 15,163.52	\$ 15,093.92	-0.46%
MGS-S Customer 6988	\$ 2,078.14	-2.86%	\$ 4,724.23	\$ 4,663.02	-1.30%	\$ 11,938.84	\$ 11,877.63	-0.51%
MGS-S Customer 6989	\$ 4,377.32	-3.40%	\$ 12,048.72	\$ 11,894.49	-1.28%	\$ 37,406.11	\$ 37,251.88	-0.41%
MGS-S Customer 6990	\$ 6,146.03	-3.55%	\$ 17,514.72	\$ 17,288.46	-1.29%	\$ 47,378.67	\$ 47,152.41	-0.48%
MGS-S Customer 6991	\$ 2,194.26	-2.91%	\$ 5,089.41	\$ 5,023.55	-1.29%	\$ 13,111.75	\$ 13,045.89	-0.50%
MGS-S Customer 6992	\$ 2,134.64	-3.12%	\$ 5,279.42	\$ 5,210.61	-1.30%	\$ 11,887.74	\$ 11,818.93	-0.58%
MGS-S Customer 6993	\$ 2,161.08	-3.13%	\$ 5,487.45	\$ 5,417.57	-1.27%	\$ 18,374.79	\$ 18,304.91	-0.38%
MGS-S Customer 6994	\$ 1,717.13	-2.64%	\$ 3,616.36	\$ 3,569.73	-1.29%	\$ 10,000.39	\$ 9,953.76	-0.47%
MGS-S Customer 6995	\$ 2,299.25	-3.18%	\$ 5,914.22	\$ 5,838.82	-1.27%	\$ 19,388.31	\$ 19,312.91	-0.39%
MGS-S Customer 6996	\$ 3,509.81	-3.28%	\$ 9,286.77	\$ 9,167.77	-1.28%	\$ 28,208.83	\$ 28,089.83	-0.42%
MGS-S Customer 6997	\$ 2,948.85	-3.34%	\$ 7,962.00	\$ 7,860.17	-1.28%	\$ 25,142.23	\$ 25,040.40	-0.41%

Customer	Distribution 8/25 Prices	Distribution % Difference	Delivery 1/25 Prices	Delivery 8/25 Prices	Delivery % Difference	Bundled 1/25 Prices	Bundled 8/25 Prices	Bundled % Difference
MGS-S Customer 6998	\$ 4,344.69	-3.40%	\$ 11,947.90	\$ 11,795.01	-1.28%	\$ 37,259.59	\$ 37,106.70	-0.41%
MGS-S Customer 6999	\$ 1,932.72	-2.78%	\$ 4,277.30	\$ 4,222.01	-1.29%	\$ 11,250.24	\$ 11,194.95	-0.49%
MGS-S Customer 7000	\$ 2,255.05	-2.94%	\$ 5,279.17	\$ 5,210.82	-1.29%	\$ 13,512.90	\$ 13,444.55	-0.51%
MGS-S Customer 7001	\$ 1,988.16	-2.81%	\$ 4,381.23	\$ 4,323.72	-1.31%	\$ 8,275.45	\$ 8,217.94	-0.69%
MGS-S Customer 7002	\$ 2,999.59	-3.18%	\$ 7,716.95	\$ 7,618.53	-1.28%	\$ 25,181.69	\$ 25,083.27	-0.39%
MGS-S Customer 7003	\$ 2,118.85	-3.12%	\$ 5,229.86	\$ 5,161.67	-1.30%	\$ 11,707.58	\$ 11,639.39	-0.58%
MGS-S Customer 7004	\$ 2,597.17	-3.07%	\$ 6,395.61	\$ 6,313.44	-1.28%	\$ 18,681.13	\$ 18,598.96	-0.44%
MGS-S Customer 7005	\$ 2,014.91	-2.83%	\$ 4,576.75	\$ 4,518.11	-1.28%	\$ 13,982.94	\$ 13,924.30	-0.42%
MGS-S Customer 7006	\$ 2,959.25	-3.17%	\$ 7,605.91	\$ 7,509.13	-1.27%	\$ 25,643.92	\$ 25,547.14	-0.38%
MGS-S Customer 7007	\$ 3,704.57	-3.32%	\$ 9,947.07	\$ 9,819.87	-1.28%	\$ 31,565.76	\$ 31,438.56	-0.40%
MGS-S Customer 7008	\$ 4,194.99	-3.38%	\$ 11,566.19	\$ 11,419.22	-1.27%	\$ 40,007.79	\$ 39,860.82	-0.37%
MGS-S Customer 7009	\$ 2,286.17	-2.95%	\$ 5,414.48	\$ 5,344.93	-1.28%	\$ 15,829.27	\$ 15,759.72	-0.44%
MGS-S Customer 7010	\$ 2,691.17	-3.10%	\$ 6,783.65	\$ 6,697.69	-1.27%	\$ 24,183.72	\$ 24,097.76	-0.36%
MGS-S Customer 7011	\$ 2,833.41	-3.31%	\$ 7,613.36	\$ 7,516.50	-1.27%	\$ 25,561.90	\$ 25,465.04	-0.38%
MGS-S Customer 7012	\$ 3,328.78	-3.26%	\$ 8,455.93	\$ 8,343.87	-1.33%	\$ 12,546.57	\$ 12,434.51	-0.89%
MGS-S Customer 7013	\$ 12,943.44	-3.73%	\$ 39,943.48	\$ 39,442.61	-1.25%	\$ 162,373.53	\$ 161,872.66	-0.31%
MGS-S Customer 7014	\$ 2,452.14	-3.02%	\$ 5,875.43	\$ 5,799.09	-1.30%	\$ 14,088.70	\$ 14,012.36	-0.54%
MGS-S Customer 7015	\$ 2,792.09	-3.13%	\$ 6,835.95	\$ 6,745.87	-1.32%	\$ 11,729.18	\$ 11,639.10	-0.77%
MGS-S Customer 7016	\$ 3,357.87	-3.38%	\$ 9,085.02	\$ 8,967.43	-1.29%	\$ 22,604.70	\$ 22,487.11	-0.52%
MGS-S Customer 7017	\$ 3,026.73	-3.18%	\$ 7,741.97	\$ 7,642.54	-1.28%	\$ 22,614.53	\$ 22,515.10	-0.44%
MGS-S Customer 7018	\$ 2,262.11	-2.94%	\$ 5,329.39	\$ 5,260.75	-1.29%	\$ 14,978.04	\$ 14,909.40	-0.46%
MGS-S Customer 7019	\$ 2,958.13	-3.17%	\$ 7,480.08	\$ 7,383.39	-1.29%	\$ 19,596.03	\$ 19,499.34	-0.49%
MGS-S Customer 7020	\$ 1,928.06	-2.78%	\$ 4,250.84	\$ 4,195.71	-1.30%	\$ 10,521.40	\$ 10,466.27	-0.52%
MGS-S Customer 7021	\$ 2,126.54	-2.88%	\$ 4,844.39	\$ 4,781.41	-1.30%	\$ 11,248.98	\$ 11,186.00	-0.56%
MGS-S Customer 7022	\$ 5,065.37	-3.53%	\$ 14,287.78	\$ 14,102.17	-1.30%	\$ 54,133.81	\$ 53,948.20	-0.34%
MGS-S Customer 7023	\$ 2,883.10	-3.15%	\$ 7,212.31	\$ 7,118.54	-1.30%	\$ 17,061.84	\$ 16,968.07	-0.55%
MGS-S Customer 7024	\$ 14,761.52	-3.81%	\$ 44,172.81	\$ 43,587.95	-1.32%	\$ 131,803.90	\$ 131,219.04	-0.44%
MGS-S Customer 7025	\$ 1,510.56	-2.46%	\$ 3,012.89	\$ 2,974.79	-1.26%	\$ 10,868.17	\$ 10,830.07	-0.35%
MGS-S Customer 7026	\$ 3,756.79	-3.33%	\$ 10,008.14	\$ 9,878.78	-1.29%	\$ 26,754.62	\$ 26,625.26	-0.48%
MGS-S Customer 7027	\$ 6,043.97	-3.54%	\$ 17,958.59	\$ 17,736.96	-1.23%	\$ 85,959.18	\$ 85,737.55	-0.26%
MGS-S Customer 7028	\$ 16,408.09	-3.76%	\$ 49,670.39	\$ 49,029.83	-1.29%	\$ 139,824.42	\$ 139,183.86	-0.46%
MGS-S Customer 7029	\$ 2,595.03	-3.07%	\$ 6,382.50	\$ 6,300.24	-1.29%	\$ 17,893.42	\$ 17,811.16	-0.46%
MGS-S Customer 7030	\$ 4,115.24	-3.38%	\$ 11,046.26	\$ 10,902.36	-1.30%	\$ 25,447.71	\$ 25,303.81	-0.57%
MGS-S Customer 7031	\$ 2,185.92	-2.92%	\$ 5,064.19	\$ 4,998.55	-1.30%	\$ 12,804.64	\$ 12,739.00	-0.51%
MGS-S Customer 7032	\$ 3,523.33	-3.28%	\$ 9,384.55	\$ 9,264.93	-1.27%	\$ 30,911.82	\$ 30,792.20	-0.39%
MGS-S Customer 7033	\$ 3,039.00	-3.19%	\$ 7,815.05	\$ 7,715.00	-1.28%	\$ 24,163.90	\$ 24,063.85	-0.41%
MGS-S Customer 7034	\$ 1,833.15	-2.99%	\$ 4,432.51	\$ 4,375.97	-1.28%	\$ 14,391.85	\$ 14,335.31	-0.39%
MGS-S Customer 7035	\$ 3,564.82	-3.30%	\$ 9,625.42	\$ 9,503.81	-1.26%	\$ 36,031.75	\$ 35,910.14	-0.34%
MGS-S Customer 7036	\$ 1,613.69	-2.87%	\$ 3,711.50	\$ 3,663.86	-1.28%	\$ 10,934.22	\$ 10,886.58	-0.44%
MGS-S Customer 7037	\$ 1,982.59	-2.81%	\$ 4,428.88	\$ 4,371.54	-1.29%	\$ 11,364.68	\$ 11,307.34	-0.50%

Internal Use

Customer	Distribution 8/25 Prices	Distribution % Difference	Delivery 1/25 Prices	Delivery 8/25 Prices	Delivery % Difference	Bundled 1/25 Prices	Bundled 8/25 Prices	Bundled % Difference
MGS-S Customer 7038	\$ 4,830.73	-3.72%	\$ 12,382.14	\$ 12,195.56	-1.51%	\$ 29,110.34	\$ 28,923.76	-0.64%
MGS-S Customer 7039	\$ 2,507.16	-3.04%	\$ 6,181.01	\$ 6,102.31	-1.27%	\$ 20,890.74	\$ 20,812.04	-0.38%
MGS-S Customer 7040	\$ 2,408.34	-3.01%	\$ 5,742.08	\$ 5,667.34	-1.30%	\$ 13,476.36	\$ 13,401.62	-0.55%
MGS-S Customer 7041	\$ 4,067.03	-3.36%	\$ 11,170.28	\$ 11,028.70	-1.27%	\$ 39,717.57	\$ 39,575.99	-0.36%
MGS-S Customer 7042	\$ 13,555.78	-3.73%	\$ 42,351.30	\$ 41,825.63	-1.24%	\$ 191,945.29	\$ 191,419.62	-0.27%
MGS-S Customer 7043	\$ 3,688.07	-3.30%	\$ 9,701.06	\$ 9,575.05	-1.30%	\$ 23,005.92	\$ 22,879.91	-0.55%
MGS-S Customer 7044	\$ 3,129.58	-3.21%	\$ 7,976.12	\$ 7,872.19	-1.30%	\$ 18,259.85	\$ 18,155.92	-0.57%
MGS-S Customer 7045	\$ 2,573.66	-3.25%	\$ 6,875.04	\$ 6,788.54	-1.26%	\$ 26,763.55	\$ 26,677.05	-0.32%
MGS-S Customer 7046	\$ 1,909.01	-2.77%	\$ 4,235.76	\$ 4,181.31	-1.29%	\$ 12,380.47	\$ 12,326.02	-0.44%
MGS-S Customer 7047	\$ 1,179.20	-2.50%	\$ 2,328.45	\$ 2,298.27	-1.30%	\$ 5,871.19	\$ 5,841.01	-0.51%
MGS-S Customer 7048	\$ 2,092.92	-2.87%	\$ 4,769.54	\$ 4,707.78	-1.29%	\$ 12,146.40	\$ 12,084.64	-0.51%
MGS-S Customer 7049	\$ 2,908.93	-3.32%	\$ 7,689.69	\$ 7,589.67	-1.30%	\$ 17,914.23	\$ 17,814.21	-0.56%
MGS-S Customer 7050	\$ 1,632.16	-2.58%	\$ 3,398.57	\$ 3,355.40	-1.27%	\$ 11,757.30	\$ 11,714.13	-0.37%
MGS-S Customer 7051	\$ 4,200.08	-3.38%	\$ 11,463.10	\$ 11,316.21	-1.28%	\$ 34,792.31	\$ 34,645.42	-0.42%
MGS-S Customer 7052	\$ 1,872.93	-3.01%	\$ 4,500.74	\$ 4,442.53	-1.29%	\$ 11,748.94	\$ 11,690.73	-0.50%
MGS-S Customer 7053	\$ 7,222.79	-3.60%	\$ 21,319.47	\$ 21,050.04	-1.26%	\$ 79,004.34	\$ 78,734.91	-0.34%
MGS-S Customer 7054	\$ 3,369.04	-3.26%	\$ 8,972.83	\$ 8,859.40	-1.26%	\$ 33,063.61	\$ 32,950.18	-0.34%
MGS-S Customer 7055	\$ 3,198.36	-3.22%	\$ 8,243.66	\$ 8,137.20	-1.29%	\$ 22,046.71	\$ 21,940.25	-0.48%
MGS-S Customer 7056	\$ 3,177.21	-3.22%	\$ 8,101.97	\$ 7,996.24	-1.30%	\$ 17,809.81	\$ 17,704.08	-0.59%
MGS-S Customer 7057	\$ 1,146.04	-2.01%	\$ 1,789.96	\$ 1,766.42	-1.32%	\$ 3,279.96	\$ 3,256.42	-0.72%
MGS-S Customer 7058	\$ 10,599.57	-3.86%	\$ 31,116.15	\$ 30,690.91	-1.37%	\$ 121,338.74	\$ 120,913.50	-0.35%
MGS-S Customer 7059	\$ 17,573.49	-3.77%	\$ 54,077.35	\$ 53,388.86	-1.27%	\$ 182,089.22	\$ 181,400.73	-0.38%
MGS-S Customer 7060	\$ 2,877.30	-3.15%	\$ 7,220.91	\$ 7,127.38	-1.30%	\$ 18,363.90	\$ 18,270.37	-0.51%
MGS-S Customer 7061	\$ 1,999.72	-2.82%	\$ 4,575.85	\$ 4,517.74	-1.27%	\$ 15,990.79	\$ 15,932.68	-0.36%
MGS-S Customer 7062	\$ 3,189.95	-3.38%	\$ 8,696.33	\$ 8,584.89	-1.28%	\$ 26,499.41	\$ 26,387.97	-0.42%
MGS-S Customer 7063	\$ 2,213.75	-3.15%	\$ 5,612.14	\$ 5,540.18	-1.28%	\$ 16,918.76	\$ 16,846.80	-0.43%
MGS-S Customer 7064	\$ 3,306.97	-3.40%	\$ 8,867.34	\$ 8,751.05	-1.31%	\$ 17,406.04	\$ 17,289.75	-0.67%
MGS-S Customer 7065	\$ 10,252.00	-3.69%	\$ 31,362.31	\$ 30,969.88	-1.25%	\$ 131,091.64	\$ 130,699.21	-0.30%
MGS-S Customer 7066	\$ 2,642.03	-3.27%	\$ 7,010.80	\$ 6,921.48	-1.27%	\$ 23,288.80	\$ 23,199.48	-0.38%
MGS-S Customer 7067	\$ 2,779.95	-3.30%	\$ 7,321.01	\$ 7,226.25	-1.29%	\$ 18,711.38	\$ 18,616.62	-0.51%
MGS-S Customer 7068	\$ 2,862.84	-3.14%	\$ 7,200.61	\$ 7,107.75	-1.29%	\$ 19,705.63	\$ 19,612.77	-0.47%
MGS-S Customer 7069	\$ 2,314.59	-2.97%	\$ 5,452.64	\$ 5,381.87	-1.30%	\$ 13,346.20	\$ 13,275.43	-0.53%
MGS-S Customer 7070	\$ 5,700.23	-3.52%	\$ 16,142.28	\$ 15,934.38	-1.29%	\$ 45,631.45	\$ 45,423.55	-0.46%
MGS-S Customer 7071	\$ 1,160.75	-2.48%	\$ 2,241.65	\$ 2,212.17	-1.32%	\$ 4,144.94	\$ 4,115.46	-0.71%
MGS-S Customer 7072	\$ 1,888.42	-3.02%	\$ 4,607.69	\$ 4,548.86	-1.28%	\$ 14,819.21	\$ 14,760.38	-0.40%
MGS-S Customer 7073	\$ 1,691.01	-2.62%	\$ 3,578.18	\$ 3,532.64	-1.27%	\$ 12,029.46	\$ 11,983.92	-0.38%
MGS-S Customer 7074	\$ 14,037.42	-3.73%	\$ 43,701.64	\$ 43,157.07	-1.25%	\$ 189,511.22	\$ 188,966.65	-0.29%
MGS-S Customer 7075	\$ 12,946.09	-3.74%	\$ 39,216.52	\$ 38,713.48	-1.28%	\$ 128,122.79	\$ 127,619.75	-0.39%
MGS-S Customer 7076	\$ 6,721.97	-3.58%	\$ 19,364.64	\$ 19,115.04	-1.29%	\$ 54,429.87	\$ 54,180.27	-0.46%
MGS-S Customer 7077	\$ 5,882.54	-3.53%	\$ 16,708.92	\$ 16,493.49	-1.29%	\$ 46,572.87	\$ 46,357.44	-0.46%

Customer	Distribution 8/25 Prices	Distribution % Difference	Delivery 1/25 Prices	Delivery 8/25 Prices	Delivery % Difference	Bundled 1/25 Prices	Bundled 8/25 Prices	Bundled % Difference
MGS-S Customer 7078	\$ 3,653.06	-3.31%	\$ 9,616.62	\$ 9,491.72	-1.30%	\$ 23,218.57	\$ 23,093.67	-0.54%
MGS-S Customer 7079	\$ 1,895.73	-3.02%	\$ 4,681.03	\$ 4,621.93	-1.26%	\$ 17,490.10	\$ 17,431.00	-0.34%
MGS-S Customer 7080	\$ 2,115.12	-2.87%	\$ 4,879.00	\$ 4,816.42	-1.28%	\$ 14,493.37	\$ 14,430.79	-0.43%
MGS-S Customer 7081	\$ 2,089.61	-2.86%	\$ 4,777.80	\$ 4,716.21	-1.29%	\$ 13,123.62	\$ 13,062.03	-0.47%
MGS-S Customer 7082	\$ 2,755.34	-3.12%	\$ 6,791.96	\$ 6,703.26	-1.31%	\$ 14,735.57	\$ 14,646.87	-0.60%
MGS-S Customer 7083	\$ 2,549.94	-3.05%	\$ 6,259.17	\$ 6,178.91	-1.28%	\$ 18,850.00	\$ 18,769.74	-0.43%
MGS-S Customer 7084	\$ 1,594.54	-2.86%	\$ 3,581.56	\$ 3,534.67	-1.31%	\$ 7,217.89	\$ 7,171.00	-0.65%
MGS-S Customer 7085	\$ 4,232.19	-3.40%	\$ 11,626.66	\$ 11,477.50	-1.28%	\$ 39,612.12	\$ 39,462.96	-0.38%
MGS-S Customer 7086	\$ 2,577.49	-3.26%	\$ 6,715.76	\$ 6,628.97	-1.29%	\$ 17,913.14	\$ 17,826.35	-0.48%
MGS-S Customer 7087	\$ 1,043.98	-2.31%	\$ 1,912.96	\$ 1,888.22	-1.29%	\$ 5,065.95	\$ 5,041.21	-0.49%
MGS-S Customer 7088	\$ 1,648.14	-2.59%	\$ 3,391.48	\$ 3,347.60	-1.29%	\$ 8,887.91	\$ 8,844.03	-0.49%
MGS-S Customer 7089	\$ 1,563.72	-2.84%	\$ 3,502.41	\$ 3,456.66	-1.31%	\$ 7,551.91	\$ 7,506.16	-0.61%
MGS-S Customer 7090	\$ 3,120.29	-3.36%	\$ 8,284.79	\$ 8,176.14	-1.31%	\$ 16,150.70	\$ 16,042.05	-0.67%
MGS-S Customer 7091	\$ 1,674.41	-2.91%	\$ 3,951.72	\$ 3,901.56	-1.27%	\$ 13,791.08	\$ 13,740.92	-0.36%
MGS-S Customer 7092	\$ 3,280.88	-3.24%	\$ 8,693.23	\$ 8,583.50	-1.26%	\$ 32,482.93	\$ 32,373.20	-0.34%
MGS-S Customer 7093	\$ 9,068.20	-3.84%	\$ 25,613.42	\$ 25,250.84	-1.42%	\$ 78,643.19	\$ 78,280.61	-0.46%
MGS-S Customer 7094	\$ 1,342.42	-2.65%	\$ 2,804.42	\$ 2,767.90	-1.30%	\$ 6,150.17	\$ 6,113.65	-0.59%
MGS-S Customer 7095	\$ 1,982.03	-2.80%	\$ 4,393.30	\$ 4,336.13	-1.30%	\$ 10,004.45	\$ 9,947.28	-0.57%
MGS-S Customer 7096	\$ 2,308.76	-3.18%	\$ 5,903.10	\$ 5,827.27	-1.28%	\$ 17,340.55	\$ 17,264.72	-0.44%
MGS-S Customer 7097	\$ 2,252.78	-3.16%	\$ 5,644.73	\$ 5,571.13	-1.30%	\$ 12,622.24	\$ 12,548.64	-0.58%
MGS-S Customer 7098	\$ 3,292.58	-3.25%	\$ 8,739.86	\$ 8,629.38	-1.26%	\$ 32,397.01	\$ 32,286.53	-0.34%
MGS-S Customer 7099	\$ 2,509.35	-3.04%	\$ 6,205.48	\$ 6,126.84	-1.27%	\$ 22,130.98	\$ 22,052.34	-0.36%
MGS-S Customer 7100	\$ 3,375.33	-3.41%	\$ 9,318.65	\$ 9,199.65	-1.28%	\$ 29,983.12	\$ 29,864.12	-0.40%
MGS-S Customer 7101	\$ 1,615.94	-2.87%	\$ 3,677.42	\$ 3,629.71	-1.30%	\$ 8,949.55	\$ 8,901.84	-0.53%
MGS-S Customer 7102	\$ 1,902.09	-3.03%	\$ 4,610.13	\$ 4,550.76	-1.29%	\$ 12,952.06	\$ 12,892.69	-0.46%
MGS-S Customer 7103	\$ 2,172.10	-2.92%	\$ 5,111.60	\$ 5,046.30	-1.28%	\$ 16,682.85	\$ 16,617.55	-0.39%
MGS-S Customer 7104	\$ 1,774.83	-2.68%	\$ 3,740.18	\$ 3,691.36	-1.31%	\$ 7,976.85	\$ 7,928.03	-0.61%
MGS-S Customer 7105	\$ 3,502.91	-3.28%	\$ 9,075.04	\$ 8,956.18	-1.31%	\$ 18,301.72	\$ 18,182.86	-0.65%
MGS-S Customer 7106	\$ 1,366.77	-2.69%	\$ 2,969.97	\$ 2,932.23	-1.27%	\$ 10,244.11	\$ 10,206.37	-0.37%
MGS-S Customer 7107	\$ 3,922.34	-3.34%	\$ 10,776.16	\$ 10,640.66	-1.26%	\$ 42,011.28	\$ 41,875.78	-0.32%
MGS-S Customer 7108	\$ 2,092.95	-3.11%	\$ 5,272.21	\$ 5,205.02	-1.27%	\$ 17,542.53	\$ 17,475.34	-0.38%
MGS-S Customer 7109	\$ 1,904.30	-2.76%	\$ 4,187.27	\$ 4,133.18	-1.29%	\$ 11,082.05	\$ 11,027.96	-0.49%
MGS-S Customer 7110	\$ 1,837.03	-3.00%	\$ 4,364.77	\$ 4,307.95	-1.30%	\$ 10,128.00	\$ 10,071.18	-0.56%
MGS-S Customer 7111	\$ 3,259.40	-3.39%	\$ 8,915.13	\$ 8,800.87	-1.28%	\$ 27,089.91	\$ 26,975.65	-0.42%
MGS-S Customer 7112	\$ 3,391.09	-3.26%	\$ 8,843.43	\$ 8,729.10	-1.29%	\$ 23,305.21	\$ 23,190.88	-0.49%
MGS-S Customer 7113	\$ 2,445.85	-3.22%	\$ 6,284.05	\$ 6,202.66	-1.30%	\$ 16,017.83	\$ 15,936.44	-0.51%
MGS-S Customer 7114	\$ 2,803.63	-3.13%	\$ 7,224.88	\$ 7,134.29	-1.25%	\$ 29,396.26	\$ 29,305.67	-0.31%
MGS-S Customer 7115	\$ 7,521.19	-3.60%	\$ 22,082.56	\$ 21,801.40	-1.27%	\$ 73,798.30	\$ 73,517.14	-0.38%
MGS-S Customer 7116	\$ 2,855.70	-3.32%	\$ 7,756.12	\$ 7,657.94	-1.27%	\$ 28,369.63	\$ 28,271.45	-0.35%
MGS-S Customer 7117	\$ 1,094.54	-1.92%	\$ 1,633.71	\$ 1,612.27	-1.31%	\$ 3,130.56	\$ 3,109.12	-0.68%

Customer	Distribution 8/25 Prices	Distribution % Difference	Delivery 1/25 Prices	Delivery 8/25 Prices	Delivery % Difference	Bundled 1/25 Prices	Bundled 8/25 Prices	Bundled % Difference
MGS-S Customer 7118	\$ 2,502.38	-3.04%	\$ 6,061.11	\$ 5,982.77	-1.29%	\$ 15,988.34	\$ 15,910.00	-0.49%
MGS-S Customer 7119	\$ 2,324.49	-3.19%	\$ 5,913.77	\$ 5,837.29	-1.29%	\$ 15,485.98	\$ 15,409.50	-0.49%
MGS-S Customer 7120	\$ 2,607.78	-3.27%	\$ 6,867.99	\$ 6,779.94	-1.28%	\$ 20,936.13	\$ 20,848.08	-0.42%
MGS-S Customer 7121	\$ 1,637.46	-2.86%	\$ 3,707.56	\$ 3,659.29	-1.30%	\$ 8,037.01	\$ 7,988.74	-0.60%
MGS-S Customer 7122	\$ 1,954.87	-2.79%	\$ 4,320.62	\$ 4,264.50	-1.30%	\$ 10,276.04	\$ 10,219.92	-0.55%
MGS-S Customer 7123	\$ 3,399.29	-3.26%	\$ 9,152.30	\$ 9,037.63	-1.25%	\$ 37,508.31	\$ 37,393.64	-0.31%
MGS-S Customer 7124	\$ 21,683.21	-3.80%	\$ 68,272.82	\$ 67,416.87	-1.25%	\$ 291,498.32	\$ 290,642.37	-0.29%
MGS-S Customer 7125	\$ 1,871.32	-3.01%	\$ 4,428.36	\$ 4,370.24	-1.31%	\$ 8,454.10	\$ 8,395.98	-0.69%
MGS-S Customer 7126	\$ 1,977.49	-2.80%	\$ 4,298.40	\$ 4,241.47	-1.32%	\$ 6,077.37	\$ 6,020.44	-0.94%
MGS-S Customer 7127	\$ 4,280.17	-3.40%	\$ 11,798.66	\$ 11,648.23	-1.27%	\$ 38,975.13	\$ 38,824.70	-0.39%
MGS-S Customer 7128	\$ 4,485.61	-3.42%	\$ 12,252.07	\$ 12,093.43	-1.29%	\$ 31,459.91	\$ 31,301.27	-0.50%
MGS-S Customer 7129	\$ 2,797.83	-3.13%	\$ 6,804.84	\$ 6,714.45	-1.33%	\$ 9,129.31	\$ 9,038.92	-0.99%
MGS-S Customer 7130	\$ 2,155.17	-2.90%	\$ 4,970.02	\$ 4,905.63	-1.30%	\$ 12,662.25	\$ 12,597.86	-0.51%
MGS-S Customer 7131	\$ 1,506.65	-2.78%	\$ 3,313.69	\$ 3,270.61	-1.30%	\$ 7,452.66	\$ 7,409.58	-0.58%
MGS-S Customer 7132	\$ 1,908.22	-3.03%	\$ 4,588.82	\$ 4,529.14	-1.30%	\$ 10,843.61	\$ 10,783.93	-0.55%
MGS-S Customer 7133	\$ 7,286.03	-3.59%	\$ 21,628.50	\$ 21,356.93	-1.26%	\$ 86,107.49	\$ 85,835.92	-0.32%
MGS-S Customer 7134	\$ 1,747.64	-2.66%	\$ 3,717.55	\$ 3,669.71	-1.29%	\$ 10,603.54	\$ 10,555.70	-0.45%
MGS-S Customer 7135	\$ 12,296.00	-3.71%	\$ 36,756.40	\$ 36,282.04	-1.29%	\$ 99,738.53	\$ 99,264.17	-0.48%
MGS-S Customer 7136	\$ 3,247.08	-3.38%	\$ 8,583.46	\$ 8,469.71	-1.33%	\$ 12,386.15	\$ 12,272.40	-0.92%
MGS-S Customer 7137	\$ 2,821.84	-3.13%	\$ 7,115.38	\$ 7,024.10	-1.28%	\$ 21,316.18	\$ 21,224.90	-0.43%
MGS-S Customer 7138	\$ 6,242.04	-3.55%	\$ 18,031.30	\$ 17,801.62	-1.27%	\$ 60,144.32	\$ 59,914.64	-0.38%
MGS-S Customer 7139	\$ 2,661.54	-3.09%	\$ 6,715.38	\$ 6,630.55	-1.26%	\$ 25,013.34	\$ 24,928.51	-0.34%
MGS-S Customer 7140	\$ 2,627.29	-3.08%	\$ 6,487.65	\$ 6,404.24	-1.29%	\$ 18,763.80	\$ 18,680.39	-0.44%
MGS-S Customer 7141	\$ 1,848.59	-2.73%	\$ 4,039.45	\$ 3,987.55	-1.28%	\$ 11,787.44	\$ 11,735.54	-0.44%
MGS-S Customer 7142	\$ 6,512.37	-3.57%	\$ 19,142.10	\$ 18,900.86	-1.26%	\$ 74,098.35	\$ 73,857.11	-0.33%
MGS-S Customer 7143	\$ 5,217.52	-3.48%	\$ 14,432.01	\$ 14,243.76	-1.30%	\$ 31,969.20	\$ 31,780.95	-0.59%
MGS-S Customer 7144	\$ 2,200.25	-3.14%	\$ 5,456.36	\$ 5,385.04	-1.31%	\$ 11,360.14	\$ 11,288.82	-0.63%
MGS-S Customer 7145	\$ 1,070.60	-1.88%	\$ 1,559.63	\$ 1,539.16	-1.31%	\$ 2,989.30	\$ 2,968.83	-0.68%
MGS-S Customer 7146	\$ 1,305.04	-2.62%	\$ 2,689.41	\$ 2,654.31	-1.31%	\$ 5,691.80	\$ 5,656.70	-0.62%
MGS-S Customer 7147	\$ 8,662.20	-3.64%	\$ 25,683.46	\$ 25,356.03	-1.27%	\$ 84,433.27	\$ 84,105.84	-0.39%
MGS-S Customer 7148	\$ 2,234.66	-2.94%	\$ 5,192.35	\$ 5,124.74	-1.30%	\$ 11,978.13	\$ 11,910.52	-0.56%
MGS-S Customer 7149	\$ 3,699.31	-3.31%	\$ 9,973.34	\$ 9,846.61	-1.27%	\$ 34,302.36	\$ 34,175.63	-0.37%
MGS-S Customer 7150	\$ 8,551.87	-3.65%	\$ 25,272.54	\$ 24,948.30	-1.28%	\$ 82,207.84	\$ 81,883.60	-0.39%
MGS-S Customer 7151	\$ 12,710.28	-3.83%	\$ 37,876.06	\$ 37,370.16	-1.34%	\$ 139,342.20	\$ 138,836.30	-0.36%
MGS-S Customer 7152	\$ 2,222.34	-2.92%	\$ 5,204.33	\$ 5,137.52	-1.28%	\$ 15,154.41	\$ 15,087.60	-0.44%
MGS-S Customer 7153	\$ 1,960.04	-2.79%	\$ 4,314.48	\$ 4,258.18	-1.30%	\$ 9,282.66	\$ 9,226.36	-0.61%
MGS-S Customer 7154	\$ 3,066.21	-3.19%	\$ 7,887.68	\$ 7,786.54	-1.28%	\$ 23,784.04	\$ 23,682.90	-0.43%
MGS-S Customer 7155	\$ 2,013.06	-2.83%	\$ 4,525.01	\$ 4,466.46	-1.29%	\$ 11,691.63	\$ 11,633.08	-0.50%
MGS-S Customer 7156	\$ 5,680.98	-3.52%	\$ 16,424.38	\$ 16,217.37	-1.26%	\$ 62,870.28	\$ 62,663.27	-0.33%
MGS-S Customer 7157	\$ 1,811.81	-2.96%	\$ 4,267.04	\$ 4,211.69	-1.30%	\$ 10,087.40	\$ 10,032.05	-0.55%

Customer	Distribution 8/25 Prices	Distribution % Difference	Delivery 1/25 Prices	Delivery 8/25 Prices	Delivery % Difference	Bundled 1/25 Prices	Bundled 8/25 Prices	Bundled % Difference
MGS-S Customer 7158	\$ 2,334.90	-2.98%	\$ 5,536.88	\$ 5,465.23	-1.29%	\$ 14,400.66	\$ 14,329.01	-0.50%
MGS-S Customer 7159	\$ 2,332.29	-2.97%	\$ 5,535.87	\$ 5,464.39	-1.29%	\$ 14,874.98	\$ 14,803.50	-0.48%
MGS-S Customer 7160	\$ 6,788.21	-3.58%	\$ 19,722.98	\$ 19,470.66	-1.28%	\$ 62,430.17	\$ 62,177.85	-0.40%
MGS-S Customer 7161	\$ 2,759.75	-3.11%	\$ 6,808.00	\$ 6,719.46	-1.30%	\$ 15,703.20	\$ 15,614.66	-0.56%
MGS-S Customer 7162	\$ 2,323.35	-2.97%	\$ 5,439.98	\$ 5,368.80	-1.31%	\$ 11,263.66	\$ 11,192.48	-0.63%
MGS-S Customer 7163	\$ 2,141.86	-3.12%	\$ 5,432.33	\$ 5,363.28	-1.27%	\$ 18,610.13	\$ 18,541.08	-0.37%
MGS-S Customer 7164	\$ 3,819.81	-3.33%	\$ 10,359.53	\$ 10,227.96	-1.27%	\$ 35,822.05	\$ 35,690.48	-0.37%
MGS-S Customer 7165	\$ 2,833.32	-3.31%	\$ 7,702.84	\$ 7,605.79	-1.26%	\$ 29,568.34	\$ 29,471.29	-0.33%
MGS-S Customer 7166	\$ 4,065.37	-3.37%	\$ 11,121.00	\$ 10,979.39	-1.27%	\$ 37,246.24	\$ 37,104.63	-0.38%
MGS-S Customer 7167	\$ 2,163.35	-2.90%	\$ 5,004.30	\$ 4,939.61	-1.29%	\$ 13,254.14	\$ 13,189.45	-0.49%
MGS-S Customer 7168	\$ 2,401.22	-3.21%	\$ 6,282.01	\$ 6,202.42	-1.27%	\$ 22,508.36	\$ 22,428.77	-0.35%
MGS-S Customer 7169	\$ 1,499.31	-2.45%	\$ 2,889.79	\$ 2,852.08	-1.30%	\$ 6,230.86	\$ 6,193.15	-0.61%
MGS-S Customer 7170	\$ 9,381.63	-3.66%	\$ 28,647.31	\$ 28,290.86	-1.24%	\$ 126,237.62	\$ 125,881.17	-0.28%
MGS-S Customer 7171	\$ 2,839.66	-3.13%	\$ 7,152.86	\$ 7,060.99	-1.28%	\$ 20,870.10	\$ 20,778.23	-0.44%
MGS-S Customer 7172	\$ 2,602.14	-3.06%	\$ 6,345.40	\$ 6,263.14	-1.30%	\$ 15,715.02	\$ 15,632.76	-0.52%
MGS-S Customer 7173	\$ 1,871.65	-3.00%	\$ 4,405.73	\$ 4,347.76	-1.32%	\$ 7,666.82	\$ 7,608.85	-0.76%
MGS-S Customer 7174	\$ 2,554.12	-3.05%	\$ 6,246.58	\$ 6,166.12	-1.29%	\$ 17,531.15	\$ 17,450.69	-0.46%
MGS-S Customer 7175	\$ 6,021.70	-3.56%	\$ 16,941.46	\$ 16,719.16	-1.31%	\$ 42,079.47	\$ 41,857.17	-0.53%
MGS-S Customer 7176	\$ 1,808.31	-2.70%	\$ 3,876.21	\$ 3,825.97	-1.30%	\$ 9,667.09	\$ 9,616.85	-0.52%
MGS-S Customer 7177	\$ 7,078.23	-3.59%	\$ 20,627.29	\$ 20,363.95	-1.28%	\$ 66,399.03	\$ 66,135.69	-0.40%
MGS-S Customer 7178	\$ 2,747.45	-3.11%	\$ 6,856.89	\$ 6,768.66	-1.29%	\$ 19,519.02	\$ 19,430.79	-0.45%
MGS-S Customer 7179	\$ 2,125.05	-2.89%	\$ 4,917.10	\$ 4,853.91	-1.29%	\$ 14,443.83	\$ 14,380.64	-0.44%
MGS-S Customer 7180	\$ 1,951.75	-3.05%	\$ 4,803.75	\$ 4,742.37	-1.28%	\$ 15,267.10	\$ 15,205.72	-0.40%
MGS-S Customer 7181	\$ 1,002.87	-2.24%	\$ 1,775.72	\$ 1,752.77	-1.29%	\$ 4,621.46	\$ 4,598.51	-0.50%
MGS-S Customer 7182	\$ 2,314.15	-2.96%	\$ 5,511.14	\$ 5,440.43	-1.28%	\$ 16,438.29	\$ 16,367.58	-0.43%
MGS-S Customer 7183	\$ 1,281.43	-2.22%	\$ 2,231.26	\$ 2,202.22	-1.30%	\$ 5,234.11	\$ 5,205.07	-0.55%
MGS-S Customer 7184	\$ 2,531.25	-3.05%	\$ 6,260.69	\$ 6,181.14	-1.27%	\$ 21,593.62	\$ 21,514.07	-0.37%
MGS-S Customer 7185	\$ 1,228.70	-2.14%	\$ 2,068.95	\$ 2,042.13	-1.30%	\$ 5,130.53	\$ 5,103.71	-0.52%
MGS-S Customer 7186	\$ 1,198.07	-2.51%	\$ 2,433.31	\$ 2,402.41	-1.27%	\$ 8,434.55	\$ 8,403.65	-0.37%
MGS-S Customer 7187	\$ 20,771.68	-4.56%	\$ 51,064.73	\$ 50,072.06	-1.94%	\$ 73,894.61	\$ 72,901.94	-1.34%
MGS-S Customer 7188	\$ 2,431.63	-3.01%	\$ 5,883.72	\$ 5,808.23	-1.28%	\$ 17,589.80	\$ 17,514.31	-0.43%
MGS-S Customer 7189	\$ 2,157.51	-2.91%	\$ 5,062.41	\$ 4,997.85	-1.28%	\$ 16,761.52	\$ 16,696.96	-0.39%
MGS-S Customer 7190	\$ 10,717.25	-4.03%	\$ 28,518.61	\$ 28,069.13	-1.58%	\$ 33,975.84	\$ 33,526.36	-1.32%
MGS-S Customer 7191	\$ 2,767.77	-3.12%	\$ 7,003.86	\$ 6,914.80	-1.27%	\$ 23,844.38	\$ 23,755.32	-0.37%
MGS-S Customer 7192	\$ 1,328.21	-2.65%	\$ 2,799.36	\$ 2,763.14	-1.29%	\$ 7,330.14	\$ 7,293.92	-0.49%
MGS-S Customer 7193	\$ 1,790.18	-2.98%	\$ 4,263.35	\$ 4,208.42	-1.29%	\$ 11,988.60	\$ 11,933.67	-0.46%
MGS-S Customer 7194	\$ 5,773.31	-3.52%	\$ 16,614.62	\$ 16,403.83	-1.27%	\$ 58,585.95	\$ 58,375.16	-0.36%
MGS-S Customer 7195	\$ 7,646.31	-3.62%	\$ 22,280.88	\$ 21,993.91	-1.29%	\$ 63,324.39	\$ 63,037.42	-0.45%
MGS-S Customer 7196	\$ 1,670.00	-2.90%	\$ 3,794.46	\$ 3,744.58	-1.31%	\$ 6,806.34	\$ 6,756.46	-0.73%
MGS-S Customer 7197	\$ 5,788.38	-3.53%	\$ 16,379.78	\$ 16,168.28	-1.29%	\$ 44,369.81	\$ 44,158.31	-0.48%

Customer	Distribution 8/25 Prices	Distribution % Difference	Delivery 1/25 Prices	Delivery 8/25 Prices	Delivery % Difference	Bundled 1/25 Prices	Bundled 8/25 Prices	Bundled % Difference
MGS-S Customer 7198	\$ 2,859.03	-3.14%	\$ 7,225.23	\$ 7,132.41	-1.28%	\$ 21,226.76	\$ 21,133.94	-0.44%
MGS-S Customer 7199	\$ 2,319.37	-3.18%	\$ 5,948.44	\$ 5,872.14	-1.28%	\$ 17,924.07	\$ 17,847.77	-0.43%
MGS-S Customer 7200	\$ 2,683.58	-3.29%	\$ 6,951.36	\$ 6,860.18	-1.31%	\$ 13,724.91	\$ 13,633.73	-0.66%
MGS-S Customer 7201	\$ 1,749.01	-2.94%	\$ 4,118.51	\$ 4,065.44	-1.29%	\$ 11,326.38	\$ 11,273.31	-0.47%
MGS-S Customer 7202	\$ 5,557.79	-3.51%	\$ 15,994.32	\$ 15,792.39	-1.26%	\$ 59,885.28	\$ 59,683.35	-0.34%
MGS-S Customer 7203	\$ 3,952.26	-3.35%	\$ 10,512.01	\$ 10,375.01	-1.30%	\$ 23,643.19	\$ 23,506.19	-0.58%
MGS-S Customer 7204	\$ 2,828.00	-3.30%	\$ 7,482.83	\$ 7,386.42	-1.29%	\$ 20,401.02	\$ 20,304.61	-0.47%
MGS-S Customer 7205	\$ 2,641.83	-3.09%	\$ 6,534.30	\$ 6,450.17	-1.29%	\$ 18,601.80	\$ 18,517.67	-0.45%
MGS-S Customer 7206	\$ 4,608.69	-3.44%	\$ 12,575.59	\$ 12,411.63	-1.30%	\$ 28,554.22	\$ 28,390.26	-0.57%
MGS-S Customer 7207	\$ 2,871.86	-3.14%	\$ 7,099.62	\$ 7,006.62	-1.31%	\$ 13,882.31	\$ 13,789.31	-0.67%
MGS-S Customer 7208	\$ 5,597.02	-3.67%	\$ 15,317.13	\$ 15,103.86	-1.39%	\$ 48,385.04	\$ 48,171.77	-0.44%
MGS-S Customer 7209	\$ 14,995.23	-3.74%	\$ 46,591.29	\$ 46,008.07	-1.25%	\$ 192,282.04	\$ 191,698.82	-0.30%
MGS-S Customer 7210	\$ 5,914.12	-3.53%	\$ 17,485.81	\$ 17,269.39	-1.24%	\$ 81,448.21	\$ 81,231.79	-0.27%
MGS-S Customer 7211	\$ 719.73	-1.58%	\$ 866.18	\$ 854.63	-1.33%	\$ 975.87	\$ 964.32	-1.18%
MGS-S Customer 7212	\$ 3,070.84	-3.20%	\$ 7,839.37	\$ 7,738.00	-1.29%	\$ 20,563.77	\$ 20,462.40	-0.49%
MGS-S Customer 7213	\$ 2,275.36	-2.95%	\$ 5,345.74	\$ 5,276.50	-1.30%	\$ 13,673.28	\$ 13,604.04	-0.51%
MGS-S Customer 7214	\$ 2,052.77	-2.85%	\$ 4,728.03	\$ 4,667.85	-1.27%	\$ 15,901.99	\$ 15,841.81	-0.38%
MGS-S Customer 7215	\$ 4,904.38	-3.45%	\$ 13,664.48	\$ 13,489.02	-1.28%	\$ 40,292.48	\$ 40,117.02	-0.44%
MGS-S Customer 7216	\$ 5,362.50	-3.49%	\$ 15,020.88	\$ 14,827.17	-1.29%	\$ 40,922.17	\$ 40,728.46	-0.47%
MGS-S Customer 7217	\$ 945.00	-1.60%	\$ 1,162.45	\$ 1,147.09	-1.32%	\$ 1,819.01	\$ 1,803.65	-0.84%
MGS-S Customer 7218	\$ 3,451.55	-3.27%	\$ 9,078.26	\$ 8,961.63	-1.28%	\$ 26,446.34	\$ 26,329.71	-0.44%
MGS-S Customer 7219	\$ 2,814.75	-3.13%	\$ 7,095.58	\$ 7,004.64	-1.28%	\$ 21,508.11	\$ 21,417.17	-0.42%
MGS-S Customer 7220	\$ 1,567.24	-2.84%	\$ 3,536.48	\$ 3,490.71	-1.29%	\$ 9,047.42	\$ 9,001.65	-0.51%
MGS-S Customer 7221	\$ 1,906.30	-2.76%	\$ 4,163.10	\$ 4,108.93	-1.30%	\$ 9,574.17	\$ 9,520.00	-0.57%
MGS-S Customer 7222	\$ 1,536.37	-2.81%	\$ 3,458.10	\$ 3,413.69	-1.28%	\$ 9,963.24	\$ 9,918.83	-0.45%
MGS-S Customer 7223	\$ 3,303.49	-3.52%	\$ 8,017.10	\$ 7,896.51	-1.50%	\$ 21,408.80	\$ 21,288.21	-0.56%
MGS-S Customer 7224	\$ 2,866.93	-3.14%	\$ 7,131.83	\$ 7,039.00	-1.30%	\$ 16,126.67	\$ 16,033.84	-0.58%
MGS-S Customer 7225	\$ 6,565.28	-3.57%	\$ 18,880.70	\$ 18,637.53	-1.29%	\$ 53,689.98	\$ 53,446.81	-0.45%
MGS-S Customer 7226	\$ 2,947.55	-3.32%	\$ 7,923.05	\$ 7,821.68	-1.28%	\$ 24,390.73	\$ 24,289.36	-0.42%
MGS-S Customer 7227	\$ 11,784.55	-3.78%	\$ 34,239.45	\$ 33,775.99	-1.35%	\$ 79,624.98	\$ 79,161.52	-0.58%
MGS-S Customer 7228	\$ 2,290.84	-2.96%	\$ 5,412.55	\$ 5,342.75	-1.29%	\$ 14,890.61	\$ 14,820.81	-0.47%
MGS-S Customer 7229	\$ 13,842.47	-3.74%	\$ 42,250.58	\$ 41,712.43	-1.27%	\$ 142,231.29	\$ 141,693.14	-0.38%
MGS-S Customer 7230	\$ 2,130.80	-2.88%	\$ 5,080.72	\$ 5,017.56	-1.24%	\$ 22,397.38	\$ 22,334.22	-0.28%
MGS-S Customer 7231	\$ 2,148.35	-3.13%	\$ 5,418.87	\$ 5,349.51	-1.28%	\$ 16,825.58	\$ 16,756.22	-0.41%
MGS-S Customer 7232	\$ 3,762.72	-3.32%	\$ 10,171.81	\$ 10,042.46	-1.27%	\$ 34,691.42	\$ 34,562.07	-0.37%
MGS-S Customer 7233	\$ 22,058.22	-3.79%	\$ 70,241.13	\$ 69,371.14	-1.24%	\$ 325,460.46	\$ 324,590.47	-0.27%
MGS-S Customer 7234	\$ 1,796.68	-2.70%	\$ 3,838.26	\$ 3,788.47	-1.30%	\$ 9,431.47	\$ 9,381.68	-0.53%
MGS-S Customer 7235	\$ 1,612.26	-2.56%	\$ 3,262.58	\$ 3,220.20	-1.30%	\$ 7,847.30	\$ 7,804.92	-0.54%
MGS-S Customer 7236	\$ 3,313.25	-3.25%	\$ 8,658.01	\$ 8,546.85	-1.28%	\$ 25,641.25	\$ 25,530.09	-0.43%
MGS-S Customer 7237	\$ 3,077.79	-3.20%	\$ 7,796.99	\$ 7,695.39	-1.30%	\$ 17,556.94	\$ 17,455.34	-0.58%

Customer	Distribution 8/25 Prices	Distribution % Difference	Delivery 1/25 Prices	Delivery 8/25 Prices	Delivery % Difference	Bundled 1/25 Prices	Bundled 8/25 Prices	Bundled % Difference
MGS-S Customer 7238	\$ 1,991.75	-3.07%	\$ 4,829.66	\$ 4,766.61	-1.31%	\$ 10,532.33	\$ 10,469.28	-0.60%
MGS-S Customer 7239	\$ 2,074.74	-2.85%	\$ 4,618.91	\$ 4,558.07	-1.32%	\$ 7,754.19	\$ 7,693.35	-0.78%
MGS-S Customer 7240	\$ 6,726.68	-3.57%	\$ 19,415.57	\$ 19,166.24	-1.28%	\$ 57,405.95	\$ 57,156.62	-0.43%
MGS-S Customer 7241	\$ 2,801.76	-3.13%	\$ 7,061.52	\$ 6,971.12	-1.28%	\$ 21,760.40	\$ 21,670.00	-0.42%
MGS-S Customer 7242	\$ 4,286.43	-3.40%	\$ 11,634.28	\$ 11,483.20	-1.30%	\$ 31,625.85	\$ 31,474.77	-0.48%
MGS-S Customer 7243	\$ 1,711.22	-2.93%	\$ 3,993.58	\$ 3,942.01	-1.29%	\$ 10,613.56	\$ 10,561.99	-0.49%
MGS-S Customer 7244	\$ 2,886.17	-3.15%	\$ 7,357.64	\$ 7,263.76	-1.28%	\$ 23,907.59	\$ 23,813.71	-0.39%
MGS-S Customer 7245	\$ 1,546.91	-2.50%	\$ 3,067.33	\$ 3,027.63	-1.29%	\$ 7,873.60	\$ 7,833.90	-0.50%
MGS-S Customer 7246	\$ 4,821.15	-3.45%	\$ 13,534.79	\$ 13,362.40	-1.27%	\$ 45,428.06	\$ 45,255.67	-0.38%
MGS-S Customer 7247	\$ 1,668.13	-2.61%	\$ 3,485.48	\$ 3,440.69	-1.29%	\$ 10,368.95	\$ 10,324.16	-0.43%
MGS-S Customer 7248	\$ 1,918.55	-2.77%	\$ 4,251.40	\$ 4,196.67	-1.29%	\$ 12,014.93	\$ 11,960.20	-0.46%
MGS-S Customer 7249	\$ 3,079.55	-3.21%	\$ 7,831.13	\$ 7,729.16	-1.30%	\$ 18,261.80	\$ 18,159.83	-0.56%
MGS-S Customer 7250	\$ 1,980.54	-2.81%	\$ 4,394.04	\$ 4,336.72	-1.30%	\$ 9,774.14	\$ 9,716.82	-0.59%
MGS-S Customer 7251	\$ 2,656.90	-3.09%	\$ 6,679.12	\$ 6,594.52	-1.27%	\$ 23,988.92	\$ 23,904.32	-0.35%
MGS-S Customer 7252	\$ 1,557.07	-2.83%	\$ 3,533.14	\$ 3,487.75	-1.28%	\$ 10,295.95	\$ 10,250.56	-0.44%
MGS-S Customer 7253	\$ 2,567.04	-3.06%	\$ 6,256.37	\$ 6,175.42	-1.29%	\$ 16,191.82	\$ 16,110.87	-0.50%
MGS-S Customer 7254	\$ 1,627.87	-2.58%	\$ 3,315.25	\$ 3,272.18	-1.30%	\$ 8,037.08	\$ 7,994.01	-0.54%
MGS-S Customer 7255	\$ 3,456.15	-3.41%	\$ 9,496.09	\$ 9,374.03	-1.29%	\$ 27,385.21	\$ 27,263.15	-0.45%
MGS-S Customer 7256	\$ 5,740.15	-3.52%	\$ 16,636.14	\$ 16,426.78	-1.26%	\$ 64,791.42	\$ 64,582.06	-0.32%
MGS-S Customer 7257	\$ 1,681.25	-2.91%	\$ 3,908.25	\$ 3,857.83	-1.29%	\$ 10,617.47	\$ 10,567.05	-0.47%
MGS-S Customer 7258	\$ 2,134.28	-2.89%	\$ 4,939.83	\$ 4,876.36	-1.28%	\$ 14,417.20	\$ 14,353.73	-0.44%
MGS-S Customer 7259	\$ 1,816.33	-2.72%	\$ 3,961.36	\$ 3,910.65	-1.28%	\$ 12,389.45	\$ 12,338.74	-0.41%
MGS-S Customer 7260	\$ 16,438.27	-3.76%	\$ 50,803.88	\$ 50,161.96	-1.26%	\$ 188,249.36	\$ 187,607.44	-0.34%
MGS-S Customer 7261	\$ 1,542.37	-2.49%	\$ 3,046.15	\$ 3,006.72	-1.29%	\$ 7,685.71	\$ 7,646.28	-0.51%
MGS-S Customer 7262	\$ 1,498.88	-2.78%	\$ 3,281.43	\$ 3,238.59	-1.31%	\$ 6,828.17	\$ 6,785.33	-0.63%
MGS-S Customer 7263	\$ 1,124.73	-1.98%	\$ 1,767.73	\$ 1,745.06	-1.28%	\$ 5,340.41	\$ 5,317.74	-0.42%
MGS-S Customer 7264	\$ 4,883.27	-3.45%	\$ 13,398.33	\$ 13,223.61	-1.30%	\$ 29,859.15	\$ 29,684.43	-0.59%
MGS-S Customer 7265	\$ 1,248.35	-2.16%	\$ 2,321.81	\$ 2,294.21	-1.19%	\$ 14,913.67	\$ 14,886.07	-0.19%
MGS-S Customer 7266	\$ 3,215.90	-3.23%	\$ 8,411.22	\$ 8,304.02	-1.27%	\$ 27,754.92	\$ 27,647.72	-0.39%
MGS-S Customer 7267	\$ 2,591.18	-3.07%	\$ 6,334.06	\$ 6,251.98	-1.30%	\$ 16,137.88	\$ 16,055.80	-0.51%
MGS-S Customer 7268	\$ 2,669.87	-3.09%	\$ 6,634.35	\$ 6,549.30	-1.28%	\$ 20,016.34	\$ 19,931.29	-0.42%
MGS-S Customer 7269	\$ 5,418.37	-3.49%	\$ 15,405.66	\$ 15,209.53	-1.27%	\$ 51,494.70	\$ 51,298.57	-0.38%
MGS-S Customer 7270	\$ 1,984.94	-2.80%	\$ 4,323.31	\$ 4,266.04	-1.32%	\$ 6,118.73	\$ 6,061.46	-0.94%
MGS-S Customer 7271	\$ 4,825.22	-3.46%	\$ 13,503.55	\$ 13,330.84	-1.28%	\$ 42,883.02	\$ 42,710.31	-0.40%
MGS-S Customer 7272	\$ 4,719.02	-3.44%	\$ 12,925.55	\$ 12,757.67	-1.30%	\$ 31,006.63	\$ 30,838.75	-0.54%
MGS-S Customer 7273	\$ 1,465.15	-2.42%	\$ 2,804.31	\$ 2,767.95	-1.30%	\$ 6,926.94	\$ 6,890.58	-0.52%
MGS-S Customer 7274	\$ 6,540.77	-3.57%	\$ 19,275.97	\$ 19,034.09	-1.25%	\$ 77,815.53	\$ 77,573.65	-0.31%
MGS-S Customer 7275	\$ 3,045.67	-3.19%	\$ 7,543.00	\$ 7,442.57	-1.33%	\$ 9,281.64	\$ 9,181.21	-1.08%
MGS-S Customer 7276	\$ 1,658.71	-2.90%	\$ 3,864.10	\$ 3,814.56	-1.28%	\$ 11,698.25	\$ 11,648.71	-0.42%
MGS-S Customer 7277	\$ 4,619.91	-3.43%	\$ 12,850.62	\$ 12,686.73	-1.28%	\$ 41,905.59	\$ 41,741.70	-0.39%

Customer	Distribution 8/25 Prices	Distribution % Difference	Delivery 1/25 Prices	Delivery 8/25 Prices	Delivery % Difference	Bundled 1/25 Prices	Bundled 8/25 Prices	Bundled % Difference
MGS-S Customer 7278	\$ 2,386.54	-3.20%	\$ 6,057.34	\$ 5,978.32	-1.30%	\$ 13,401.64	\$ 13,322.62	-0.59%
MGS-S Customer 7279	\$ 13,392.41	-3.73%	\$ 41,020.87	\$ 40,502.27	-1.26%	\$ 150,748.27	\$ 150,229.67	-0.34%
MGS-S Customer 7280	\$ 2,885.92	-3.14%	\$ 7,049.03	\$ 6,955.50	-1.33%	\$ 9,343.44	\$ 9,249.91	-1.00%
MGS-S Customer 7281	\$ 4,272.87	-3.39%	\$ 11,992.65	\$ 11,842.65	-1.25%	\$ 50,092.27	\$ 49,942.27	-0.30%
MGS-S Customer 7282	\$ 15,208.83	-3.75%	\$ 46,269.52	\$ 45,677.48	-1.28%	\$ 144,079.22	\$ 143,487.18	-0.41%
MGS-S Customer 7283	\$ 8,348.22	-3.63%	\$ 24,902.73	\$ 24,588.14	-1.26%	\$ 92,281.73	\$ 91,967.14	-0.34%
MGS-S Customer 7284	\$ 4,256.64	-3.38%	\$ 11,537.96	\$ 11,389.11	-1.29%	\$ 30,962.78	\$ 30,813.93	-0.48%
MGS-S Customer 7285	\$ 2,398.90	-3.00%	\$ 5,651.59	\$ 5,577.38	-1.31%	\$ 10,715.76	\$ 10,641.55	-0.69%
MGS-S Customer 7286	\$ 2,269.34	-2.95%	\$ 5,352.38	\$ 5,283.36	-1.29%	\$ 14,836.26	\$ 14,767.24	-0.47%
MGS-S Customer 7287	\$ 10,802.44	-3.70%	\$ 32,816.49	\$ 32,402.00	-1.26%	\$ 122,751.14	\$ 122,336.65	-0.34%
MGS-S Customer 7288	\$ 1,431.14	-2.74%	\$ 3,134.24	\$ 3,093.92	-1.29%	\$ 8,947.98	\$ 8,907.66	-0.45%
MGS-S Customer 7289	\$ 2,052.54	-3.09%	\$ 5,049.44	\$ 4,983.91	-1.30%	\$ 12,440.70	\$ 12,375.17	-0.53%
MGS-S Customer 7290	\$ 2,565.85	-3.25%	\$ 6,671.24	\$ 6,585.06	-1.29%	\$ 17,745.67	\$ 17,659.49	-0.49%
MGS-S Customer 7291	\$ 1,450.12	-2.42%	\$ 2,746.70	\$ 2,710.78	-1.31%	\$ 5,869.41	\$ 5,833.49	-0.61%
MGS-S Customer 7292	\$ 8,330.25	-3.64%	\$ 24,675.39	\$ 24,360.72	-1.28%	\$ 81,606.12	\$ 81,291.45	-0.39%
MGS-S Customer 7293	\$ 1,428.76	-2.39%	\$ 2,693.98	\$ 2,659.01	-1.30%	\$ 6,597.91	\$ 6,562.94	-0.53%
MGS-S Customer 7294	\$ 3,177.24	-3.22%	\$ 8,407.29	\$ 8,301.59	-1.26%	\$ 33,137.03	\$ 33,031.33	-0.32%
MGS-S Customer 7295	\$ 1,702.41	-2.93%	\$ 3,959.93	\$ 3,908.53	-1.30%	\$ 9,769.32	\$ 9,717.92	-0.53%
MGS-S Customer 7296	\$ 3,189.98	-3.22%	\$ 8,292.26	\$ 8,186.16	-1.28%	\$ 25,774.60	\$ 25,668.50	-0.41%
MGS-S Customer 7297	\$ 2,794.28	-3.13%	\$ 7,005.46	\$ 6,915.18	-1.29%	\$ 19,611.03	\$ 19,520.75	-0.46%
MGS-S Customer 7298	\$ 3,424.54	-3.41%	\$ 9,442.29	\$ 9,321.29	-1.28%	\$ 28,845.40	\$ 28,724.40	-0.42%
MGS-S Customer 7299	\$ 1,624.89	-2.88%	\$ 3,724.31	\$ 3,676.16	-1.29%	\$ 9,774.57	\$ 9,726.42	-0.49%
MGS-S Customer 7300	\$ 1,626.46	-2.88%	\$ 3,726.29	\$ 3,678.05	-1.29%	\$ 9,580.02	\$ 9,531.78	-0.50%
MGS-S Customer 7301	\$ 5,004.70	-3.56%	\$ 14,633.14	\$ 14,448.26	-1.26%	\$ 54,323.77	\$ 54,138.89	-0.34%
MGS-S Customer 7302	\$ 2,320.06	-3.18%	\$ 5,850.33	\$ 5,774.12	-1.30%	\$ 13,194.40	\$ 13,118.19	-0.58%
MGS-S Customer 7303	\$ 6,782.10	-3.58%	\$ 20,126.12	\$ 19,874.57	-1.25%	\$ 84,790.21	\$ 84,538.66	-0.30%
MGS-S Customer 7304	\$ 2,427.92	-3.01%	\$ 5,872.83	\$ 5,797.55	-1.28%	\$ 17,742.54	\$ 17,667.26	-0.42%
MGS-S Customer 7305	\$ 3,669.31	-3.31%	\$ 9,798.85	\$ 9,673.27	-1.28%	\$ 29,863.21	\$ 29,737.63	-0.42%
MGS-S Customer 7306	\$ 7,012.17	-3.90%	\$ 18,623.90	\$ 18,339.22	-1.53%	\$ 45,087.37	\$ 44,802.69	-0.63%
MGS-S Customer 7307	\$ 3,863.04	-3.47%	\$ 10,906.21	\$ 10,767.47	-1.27%	\$ 37,061.51	\$ 36,922.77	-0.37%
MGS-S Customer 7308	\$ 2,179.16	-2.91%	\$ 5,042.72	\$ 4,977.45	-1.29%	\$ 12,964.05	\$ 12,898.78	-0.50%
MGS-S Customer 7309	\$ 2,176.12	-3.14%	\$ 5,579.41	\$ 5,508.93	-1.26%	\$ 20,748.25	\$ 20,677.77	-0.34%
MGS-S Customer 7310	\$ 1,677.87	-2.61%	\$ 3,502.52	\$ 3,457.50	-1.29%	\$ 10,192.43	\$ 10,147.41	-0.44%
MGS-S Customer 7311	\$ 3,165.11	-3.37%	\$ 8,679.54	\$ 8,569.07	-1.27%	\$ 29,247.00	\$ 29,136.53	-0.38%
MGS-S Customer 7312	\$ 3,519.04	-3.29%	\$ 9,243.49	\$ 9,123.72	-1.30%	\$ 23,695.56	\$ 23,575.79	-0.51%
MGS-S Customer 7313	\$ 4,850.84	-3.45%	\$ 13,728.86	\$ 13,555.56	-1.26%	\$ 51,454.15	\$ 51,280.85	-0.34%
MGS-S Customer 7314	\$ 1,703.67	-2.63%	\$ 3,555.06	\$ 3,509.03	-1.29%	\$ 9,052.17	\$ 9,006.14	-0.51%
MGS-S Customer 7315	\$ 3,592.73	-3.44%	\$ 9,908.20	\$ 9,780.31	-1.29%	\$ 27,002.04	\$ 26,874.15	-0.47%
MGS-S Customer 7316	\$ 8,554.02	-3.64%	\$ 26,040.14	\$ 25,716.91	-1.24%	\$ 117,880.70	\$ 117,557.47	-0.27%
MGS-S Customer 7317	\$ 2,712.84	-3.10%	\$ 6,791.30	\$ 6,704.52	-1.28%	\$ 21,489.72	\$ 21,402.94	-0.40%

Internal Use

Customer	Distribution 8/25 Prices	Distribution % Difference	Delivery 1/25 Prices	Delivery 8/25 Prices	Delivery % Difference	Bundled 1/25 Prices	Bundled 8/25 Prices	Bundled % Difference
MGS-S Customer 7318	\$ 14,272.39	-4.37%	\$ 36,348.04	\$ 35,695.41	-1.80%	\$ 80,408.11	\$ 79,755.48	-0.81%
MGS-S Customer 7319	\$ 4,288.64	-3.41%	\$ 11,337.72	\$ 11,186.29	-1.34%	\$ 13,051.68	\$ 12,900.25	-1.16%
MGS-S Customer 7320	\$ 2,007.44	-3.07%	\$ 4,986.25	\$ 4,922.64	-1.28%	\$ 16,225.22	\$ 16,161.61	-0.39%
MGS-S Customer 7321	\$ 1,607.06	-2.87%	\$ 3,680.63	\$ 3,633.20	-1.29%	\$ 10,225.42	\$ 10,177.99	-0.46%
MGS-S Customer 7322	\$ 2,657.53	-3.09%	\$ 6,698.30	\$ 6,613.67	-1.26%	\$ 24,834.91	\$ 24,750.28	-0.34%
MGS-S Customer 7323	\$ 5,376.74	-3.49%	\$ 15,361.65	\$ 15,166.93	-1.27%	\$ 54,796.33	\$ 54,601.61	-0.36%
MGS-S Customer 7324	\$ 1,847.50	-2.73%	\$ 4,009.77	\$ 3,957.92	-1.29%	\$ 10,475.38	\$ 10,423.53	-0.49%
MGS-S Customer 7325	\$ 2,573.90	-3.06%	\$ 6,071.37	\$ 5,990.20	-1.34%	\$ 6,071.37	\$ 5,990.20	-1.34%
MGS-S Customer 7326	\$ 3,590.15	-3.29%	\$ 9,490.46	\$ 9,368.29	-1.29%	\$ 26,689.43	\$ 26,567.26	-0.46%
MGS-S Customer 7327	\$ 2,777.60	-3.12%	\$ 6,889.61	\$ 6,800.11	-1.30%	\$ 16,555.97	\$ 16,466.47	-0.54%
MGS-S Customer 7328	\$ 1,163.94	-2.04%	\$ 1,870.84	\$ 1,846.57	-1.30%	\$ 4,660.13	\$ 4,635.86	-0.52%
MGS-S Customer 7329	\$ 2,004.04	-2.83%	\$ 4,595.10	\$ 4,536.64	-1.27%	\$ 15,866.07	\$ 15,807.61	-0.37%
MGS-S Customer 7330	\$ 2,056.27	-3.09%	\$ 4,981.75	\$ 4,916.09	-1.32%	\$ 8,567.92	\$ 8,502.26	-0.77%
MGS-S Customer 7331	\$ 2,029.20	-2.83%	\$ 4,504.95	\$ 4,445.75	-1.31%	\$ 8,315.30	\$ 8,256.10	-0.71%
MGS-S Customer 7332	\$ 7,483.48	-3.61%	\$ 21,869.78	\$ 21,589.13	-1.28%	\$ 66,240.65	\$ 65,960.00	-0.42%
MGS-S Customer 7333	\$ 653.27	-1.34%	\$ 940.39	\$ 931.54	-0.94%	\$ 14,581.42	\$ 14,572.57	-0.06%
MGS-S Customer 7334	\$ 4,845.26	-3.45%	\$ 13,601.64	\$ 13,428.37	-1.27%	\$ 45,426.36	\$ 45,253.09	-0.38%
MGS-S Customer 7335	\$ 3,022.69	-3.18%	\$ 7,482.58	\$ 7,383.43	-1.33%	\$ 10,538.56	\$ 10,439.41	-0.94%
MGS-S Customer 7336	\$ 12,007.66	-3.96%	\$ 33,885.25	\$ 33,390.46	-1.46%	\$ 95,381.96	\$ 94,887.17	-0.52%
MGS-S Customer 7337	\$ 4,651.51	-3.51%	\$ 12,442.13	\$ 12,272.77	-1.36%	\$ 31,238.50	\$ 31,069.14	-0.54%
MGS-S Customer 7338	\$ 3,591.97	-3.30%	\$ 9,515.70	\$ 9,393.21	-1.29%	\$ 27,074.71	\$ 26,952.22	-0.45%
MGS-S Customer 7339	\$ 1,924.76	-3.04%	\$ 4,695.10	\$ 4,634.82	-1.28%	\$ 13,875.39	\$ 13,815.11	-0.43%
MGS-S Customer 7340	\$ 6,823.04	-3.59%	\$ 19,583.03	\$ 19,329.30	-1.30%	\$ 50,260.54	\$ 50,006.81	-0.50%
MGS-S Customer 7341	\$ 3,493.04	-3.28%	\$ 9,373.26	\$ 9,254.80	-1.26%	\$ 34,675.81	\$ 34,557.35	-0.34%
MGS-S Customer 7342	\$ 3,818.84	-3.34%	\$ 10,128.62	\$ 9,996.77	-1.30%	\$ 23,639.16	\$ 23,507.31	-0.56%
MGS-S Customer 7343	\$ 1,412.21	-2.71%	\$ 3,014.57	\$ 2,975.23	-1.30%	\$ 6,306.16	\$ 6,266.82	-0.62%
MGS-S Customer 7344	\$ 2,086.99	-3.11%	\$ 5,164.23	\$ 5,097.35	-1.30%	\$ 13,196.05	\$ 13,129.17	-0.51%
MGS-S Customer 7345	\$ 1,652.27	-2.90%	\$ 3,815.29	\$ 3,765.97	-1.29%	\$ 10,093.05	\$ 10,043.73	-0.49%
MGS-S Customer 7346	\$ 5,494.70	-3.50%	\$ 15,660.30	\$ 15,460.90	-1.27%	\$ 52,453.20	\$ 52,253.80	-0.38%
MGS-S Customer 7347	\$ 4,812.58	-3.44%	\$ 13,497.42	\$ 13,325.87	-1.27%	\$ 46,039.71	\$ 45,868.16	-0.37%
MGS-S Customer 7348	\$ 5,538.12	-3.50%	\$ 15,817.91	\$ 15,616.94	-1.27%	\$ 54,375.04	\$ 54,174.07	-0.37%
MGS-S Customer 7349	\$ 1,509.17	-2.79%	\$ 3,316.14	\$ 3,272.78	-1.31%	\$ 6,782.21	\$ 6,738.85	-0.64%
MGS-S Customer 7350	\$ 1,759.15	-2.97%	\$ 4,095.55	\$ 4,041.75	-1.31%	\$ 7,898.24	\$ 7,844.44	-0.68%
MGS-S Customer 7351	\$ 2,491.13	-3.03%	\$ 6,126.66	\$ 6,048.80	-1.27%	\$ 21,003.79	\$ 20,925.93	-0.37%
MGS-S Customer 7352	\$ 2,971.09	-3.34%	\$ 8,114.77	\$ 8,012.19	-1.26%	\$ 29,854.46	\$ 29,751.88	-0.34%
MGS-S Customer 7353	\$ 1,964.94	-2.80%	\$ 4,368.97	\$ 4,312.43	-1.29%	\$ 11,165.72	\$ 11,109.18	-0.51%
MGS-S Customer 7354	\$ 1,845.99	-3.01%	\$ 4,511.31	\$ 4,453.99	-1.27%	\$ 15,792.79	\$ 15,735.47	-0.36%
MGS-S Customer 7355	\$ 5,464.88	-3.50%	\$ 15,483.02	\$ 15,285.06	-1.28%	\$ 48,592.06	\$ 48,394.10	-0.41%
MGS-S Customer 7356	\$ 2,872.47	-3.14%	\$ 7,247.33	\$ 7,154.15	-1.29%	\$ 20,767.01	\$ 20,673.83	-0.45%
MGS-S Customer 7357	\$ 2,421.25	-3.19%	\$ 6,160.55	\$ 6,080.83	-1.29%	\$ 15,137.10	\$ 15,057.38	-0.53%

Customer	Distribution 8/25 Prices	Distribution % Difference	Delivery 1/25 Prices	Delivery 8/25 Prices	Delivery % Difference	Bundled 1/25 Prices	Bundled 8/25 Prices	Bundled % Difference
MGS-S Customer 7358	\$ 1,535.25	-2.82%	\$ 3,439.93	\$ 3,395.43	-1.29%	\$ 8,892.59	\$ 8,848.09	-0.50%
MGS-S Customer 7359	\$ 2,446.82	-3.22%	\$ 6,307.26	\$ 6,225.88	-1.29%	\$ 17,136.48	\$ 17,055.10	-0.47%
MGS-S Customer 7360	\$ 1,796.82	-2.69%	\$ 3,830.89	\$ 3,781.14	-1.30%	\$ 9,169.29	\$ 9,119.54	-0.54%
MGS-S Customer 7361	\$ 2,082.38	-2.86%	\$ 4,690.41	\$ 4,629.03	-1.31%	\$ 9,622.03	\$ 9,560.65	-0.64%
MGS-S Customer 7362	\$ 1,785.63	-2.97%	\$ 4,213.66	\$ 4,159.02	-1.30%	\$ 10,447.43	\$ 10,392.79	-0.52%
MGS-S Customer 7363	\$ 1,674.98	-2.89%	\$ 3,825.73	\$ 3,775.88	-1.30%	\$ 8,218.71	\$ 8,168.86	-0.61%
MGS-S Customer 7364	\$ 2,461.89	-3.02%	\$ 5,927.68	\$ 5,851.10	-1.29%	\$ 15,626.38	\$ 15,549.80	-0.49%
MGS-S Customer 7365	\$ 5,570.12	-3.51%	\$ 15,956.73	\$ 15,754.15	-1.27%	\$ 55,793.61	\$ 55,591.03	-0.36%
MGS-S Customer 7366	\$ 2,547.85	-3.25%	\$ 6,809.31	\$ 6,723.79	-1.26%	\$ 27,162.18	\$ 27,076.66	-0.31%
MGS-S Customer 7367	\$ 2,925.27	-3.16%	\$ 7,360.07	\$ 7,264.67	-1.30%	\$ 18,397.94	\$ 18,302.54	-0.52%
MGS-S Customer 7368	\$ 3,974.82	-3.36%	\$ 10,739.39	\$ 10,601.17	-1.29%	\$ 30,922.92	\$ 30,784.70	-0.45%
MGS-S Customer 7369	\$ 5,461.40	-3.51%	\$ 15,483.04	\$ 15,284.59	-1.28%	\$ 47,568.28	\$ 47,369.83	-0.42%
MGS-S Customer 7370	\$ 17,503.94	-3.77%	\$ 54,558.56	\$ 53,873.41	-1.26%	\$ 217,749.93	\$ 217,064.78	-0.31%
MGS-S Customer 7371	\$ 4,016.53	-3.39%	\$ 10,796.98	\$ 10,656.09	-1.30%	\$ 31,547.26	\$ 31,406.37	-0.45%
MGS-S Customer 7372	\$ 2,133.93	-3.12%	\$ 5,432.07	\$ 5,363.31	-1.27%	\$ 19,676.29	\$ 19,607.53	-0.35%
MGS-S Customer 7373	\$ 1,617.14	-2.55%	\$ 3,242.75	\$ 3,200.41	-1.31%	\$ 6,734.65	\$ 6,692.31	-0.63%
MGS-S Customer 7374	\$ 3,364.27	-3.40%	\$ 9,110.00	\$ 8,991.43	-1.30%	\$ 21,124.60	\$ 21,006.03	-0.56%
MGS-S Customer 7375	\$ 3,274.04	-3.24%	\$ 8,526.08	\$ 8,416.50	-1.29%	\$ 24,817.79	\$ 24,708.21	-0.44%
MGS-S Customer 7376	\$ 2,438.29	-3.01%	\$ 5,825.97	\$ 5,750.25	-1.30%	\$ 13,787.63	\$ 13,711.91	-0.55%
MGS-S Customer 7377	\$ 4,992.80	-3.47%	\$ 14,164.57	\$ 13,985.00	-1.27%	\$ 50,875.20	\$ 50,695.63	-0.35%
MGS-S Customer 7378	\$ 11,711.78	-3.70%	\$ 35,958.57	\$ 35,508.07	-1.25%	\$ 146,995.43	\$ 146,544.93	-0.31%
MGS-S Customer 7379	\$ 2,602.41	-3.07%	\$ 6,535.74	\$ 6,453.31	-1.26%	\$ 24,789.48	\$ 24,707.05	-0.33%
MGS-S Customer 7380	\$ 2,255.52	-3.16%	\$ 5,670.07	\$ 5,596.37	-1.30%	\$ 13,513.47	\$ 13,439.77	-0.55%
MGS-S Customer 7381	\$ 1,692.05	-2.92%	\$ 3,951.46	\$ 3,900.48	-1.29%	\$ 10,889.21	\$ 10,838.23	-0.47%
MGS-S Customer 7382	\$ 1,779.70	-2.68%	\$ 3,798.85	\$ 3,749.80	-1.29%	\$ 10,120.94	\$ 10,071.89	-0.48%
MGS-S Customer 7383	\$ 1,522.15	-2.79%	\$ 3,330.71	\$ 3,287.08	-1.31%	\$ 6,215.18	\$ 6,171.55	-0.70%
MGS-S Customer 7384	\$ 1,718.28	-2.64%	\$ 3,594.18	\$ 3,547.58	-1.30%	\$ 8,901.50	\$ 8,854.90	-0.52%
MGS-S Customer 7385	\$ 1,518.20	-2.81%	\$ 3,309.19	\$ 3,265.36	-1.32%	\$ 4,817.47	\$ 4,773.64	-0.91%
MGS-S Customer 7386	\$ 2,071.99	-2.86%	\$ 4,718.92	\$ 4,657.96	-1.29%	\$ 12,587.80	\$ 12,526.84	-0.48%
MGS-S Customer 7387	\$ 17,722.15	-3.93%	\$ 53,394.62	\$ 52,669.82	-1.36%	\$ 221,069.70	\$ 220,344.90	-0.33%
MGS-S Customer 7388	\$ 1,275.77	-2.61%	\$ 2,630.99	\$ 2,596.81	-1.30%	\$ 6,476.76	\$ 6,442.58	-0.53%
MGS-S Customer 7389	\$ 1,452.51	-2.41%	\$ 2,787.33	\$ 2,751.41	-1.29%	\$ 7,784.19	\$ 7,748.27	-0.46%
MGS-S Customer 7390	\$ 2,942.20	-3.47%	\$ 6,824.86	\$ 6,718.95	-1.55%	\$ 18,232.94	\$ 18,127.03	-0.58%
MGS-S Customer 7391	\$ 1,719.23	-2.65%	\$ 3,614.45	\$ 3,567.68	-1.29%	\$ 9,441.33	\$ 9,394.56	-0.50%
MGS-S Customer 7392	\$ 2,306.61	-2.97%	\$ 5,454.18	\$ 5,383.66	-1.29%	\$ 14,412.45	\$ 14,341.93	-0.49%
MGS-S Customer 7393	\$ 1,535.88	-2.49%	\$ 3,098.83	\$ 3,059.56	-1.27%	\$ 11,040.95	\$ 11,001.68	-0.36%
MGS-S Customer 7394	\$ 1,741.38	-2.65%	\$ 3,680.34	\$ 3,632.85	-1.29%	\$ 9,900.05	\$ 9,852.56	-0.48%
MGS-S Customer 7395	\$ 2,192.92	-2.92%	\$ 5,176.88	\$ 5,110.97	-1.27%	\$ 17,423.20	\$ 17,357.29	-0.38%
MGS-S Customer 7396	\$ 1,973.49	-2.80%	\$ 4,415.79	\$ 4,358.89	-1.29%	\$ 12,227.88	\$ 12,170.98	-0.47%
MGS-S Customer 7397	\$ 2,033.73	-2.83%	\$ 4,554.50	\$ 4,495.20	-1.30%	\$ 10,314.19	\$ 10,254.89	-0.57%

Customer	Distribution 8/25 Prices	Distribution % Difference	Delivery 1/25 Prices	Delivery 8/25 Prices	Delivery % Difference	Bundled 1/25 Prices	Bundled 8/25 Prices	Bundled % Difference
MGS-S Customer 7398	\$ 2,819.32	-3.14%	\$ 7,109.15	\$ 7,017.86	-1.28%	\$ 21,117.88	\$ 21,026.59	-0.43%
MGS-S Customer 7399	\$ 2,691.71	-3.10%	\$ 6,667.92	\$ 6,581.90	-1.29%	\$ 18,203.98	\$ 18,117.96	-0.47%
MGS-S Customer 7400	\$ 3,624.93	-3.45%	\$ 10,088.20	\$ 9,958.77	-1.28%	\$ 30,655.66	\$ 30,526.23	-0.42%
MGS-S Customer 7401	\$ 2,565.79	-3.05%	\$ 6,204.65	\$ 6,124.00	-1.30%	\$ 14,397.58	\$ 14,316.93	-0.56%
MGS-S Customer 7402	\$ 2,813.78	-3.13%	\$ 7,138.93	\$ 7,047.91	-1.27%	\$ 23,538.05	\$ 23,447.03	-0.39%
MGS-S Customer 7403	\$ 2,874.73	-3.15%	\$ 7,165.16	\$ 7,071.51	-1.31%	\$ 15,392.14	\$ 15,298.49	-0.61%
MGS-S Customer 7404	\$ 6,447.27	-3.57%	\$ 18,496.73	\$ 18,258.24	-1.29%	\$ 51,747.46	\$ 51,508.97	-0.46%
MGS-S Customer 7405	\$ 965.70	-2.18%	\$ 1,782.57	\$ 1,761.01	-1.21%	\$ 10,196.38	\$ 10,174.82	-0.21%
MGS-S Customer 7406	\$ 1,971.40	-2.80%	\$ 4,402.07	\$ 4,345.22	-1.29%	\$ 11,757.11	\$ 11,700.26	-0.48%
MGS-S Customer 7407	\$ 1,586.45	-2.84%	\$ 3,524.84	\$ 3,478.51	-1.31%	\$ 6,158.05	\$ 6,111.72	-0.75%
MGS-S Customer 7408	\$ 1,903.39	-3.01%	\$ 4,529.52	\$ 4,470.48	-1.30%	\$ 9,700.87	\$ 9,641.83	-0.61%
MGS-S Customer 7409	\$ 1,749.01	-2.94%	\$ 3,988.36	\$ 3,935.36	-1.33%	\$ 4,996.39	\$ 4,943.39	-1.06%
MGS-S Customer 7410	\$ 1,882.08	-3.02%	\$ 4,464.39	\$ 4,405.75	-1.31%	\$ 8,435.97	\$ 8,377.33	-0.70%
MGS-S Customer 7411	\$ 3,439.93	-3.27%	\$ 9,156.10	\$ 9,039.82	-1.27%	\$ 31,759.51	\$ 31,643.23	-0.37%
MGS-S Customer 7412	\$ 2,985.51	-3.17%	\$ 7,738.87	\$ 7,641.07	-1.26%	\$ 28,498.29	\$ 28,400.49	-0.34%
MGS-S Customer 7413	\$ 3,279.72	-3.40%	\$ 8,872.94	\$ 8,757.60	-1.30%	\$ 21,350.53	\$ 21,235.19	-0.54%
MGS-S Customer 7414	\$ 2,202.95	-3.14%	\$ 5,657.51	\$ 5,586.00	-1.26%	\$ 20,835.27	\$ 20,763.76	-0.34%
MGS-S Customer 7415	\$ 19,011.41	-3.77%	\$ 59,897.89	\$ 59,152.35	-1.24%	\$ 262,775.32	\$ 262,029.78	-0.28%
MGS-S Customer 7416	\$ 2,273.62	-3.17%	\$ 5,835.30	\$ 5,760.89	-1.28%	\$ 19,123.94	\$ 19,049.53	-0.39%
MGS-S Customer 7417	\$ 1,320.73	-2.26%	\$ 2,361.44	\$ 2,330.86	-1.29%	\$ 6,022.45	\$ 5,991.87	-0.51%
MGS-S Customer 7418	\$ 4,704.66	-3.44%	\$ 12,820.43	\$ 12,652.92	-1.31%	\$ 27,359.34	\$ 27,191.83	-0.61%
MGS-S Customer 7419	\$ 3,485.28	-3.28%	\$ 9,271.26	\$ 9,152.96	-1.28%	\$ 30,371.07	\$ 30,252.77	-0.39%
MGS-S Customer 7420	\$ 1,397.88	-2.71%	\$ 2,919.33	\$ 2,880.37	-1.33%	\$ 3,171.97	\$ 3,133.01	-1.23%
MGS-S Customer 7421	\$ 1,461.80	-2.76%	\$ 3,105.89	\$ 3,064.38	-1.34%	\$ 3,105.89	\$ 3,064.38	-1.34%
MGS-S Customer 7422	\$ 2,547.47	-3.24%	\$ 6,402.12	\$ 6,316.85	-1.33%	\$ 7,442.15	\$ 7,356.88	-1.15%
MGS-S Customer 7423	\$ 1,585.11	-2.54%	\$ 3,245.89	\$ 3,204.53	-1.27%	\$ 10,852.08	\$ 10,810.72	-0.38%
MGS-S Customer 7424	\$ 1,844.36	-3.00%	\$ 4,285.51	\$ 4,228.48	-1.33%	\$ 5,278.92	\$ 5,221.89	-1.08%
MGS-S Customer 7425	\$ 2,248.66	-3.17%	\$ 5,653.43	\$ 5,579.92	-1.30%	\$ 13,471.24	\$ 13,397.73	-0.55%
MGS-S Customer 7426	\$ 2,907.44	-3.16%	\$ 7,455.83	\$ 7,361.09	-1.27%	\$ 25,659.06	\$ 25,564.32	-0.37%
MGS-S Customer 7427	\$ 5,187.85	-3.52%	\$ 14,249.30	\$ 14,060.24	-1.33%	\$ 31,434.56	\$ 31,245.50	-0.60%
MGS-S Customer 7428	\$ 1,915.31	-3.03%	\$ 4,557.75	\$ 4,497.81	-1.32%	\$ 8,303.08	\$ 8,243.14	-0.72%
MGS-S Customer 7429	\$ 7,437.52	-3.62%	\$ 21,651.34	\$ 21,372.16	-1.29%	\$ 64,203.13	\$ 63,923.95	-0.43%
MGS-S Customer 7430	\$ 2,112.69	-2.88%	\$ 4,817.91	\$ 4,755.24	-1.30%	\$ 11,355.39	\$ 11,292.72	-0.55%
MGS-S Customer 7431	\$ 3,068.00	-3.19%	\$ 7,925.75	\$ 7,824.56	-1.28%	\$ 25,476.65	\$ 25,375.46	-0.40%
MGS-S Customer 7432	\$ 2,516.18	-3.04%	\$ 6,139.65	\$ 6,060.70	-1.29%	\$ 17,751.47	\$ 17,672.52	-0.44%
MGS-S Customer 7433	\$ 2,186.90	-3.14%	\$ 5,504.61	\$ 5,433.67	-1.29%	\$ 15,370.71	\$ 15,299.77	-0.46%
MGS-S Customer 7434	\$ 2,013.22	-2.82%	\$ 4,484.03	\$ 4,425.55	-1.30%	\$ 9,808.83	\$ 9,750.35	-0.60%
MGS-S Customer 7435	\$ 2,324.73	-2.97%	\$ 5,558.46	\$ 5,487.35	-1.28%	\$ 17,277.34	\$ 17,206.23	-0.41%
MGS-S Customer 7436	\$ 2,193.54	-2.91%	\$ 5,094.38	\$ 5,028.57	-1.29%	\$ 13,528.98	\$ 13,463.17	-0.49%
MGS-S Customer 7437	\$ 1,911.14	-2.78%	\$ 4,196.26	\$ 4,141.61	-1.30%	\$ 9,815.75	\$ 9,761.10	-0.56%

Customer	Distribution 8/25 Prices	Distribution % Difference	Delivery 1/25 Prices	Delivery 8/25 Prices	Delivery % Difference	Bundled 1/25 Prices	Bundled 8/25 Prices	Bundled % Difference
MGS-S Customer 7438	\$ 2,913.85	-3.33%	\$ 7,905.63	\$ 7,805.32	-1.27%	\$ 27,773.57	\$ 27,673.26	-0.36%
MGS-S Customer 7439	\$ 1,534.28	-2.49%	\$ 3,023.82	\$ 2,984.67	-1.29%	\$ 7,686.69	\$ 7,647.54	-0.51%
MGS-S Customer 7440	\$ 10,815.17	-3.69%	\$ 32,876.24	\$ 32,461.93	-1.26%	\$ 125,548.64	\$ 125,134.33	-0.33%
MGS-S Customer 7441	\$ 3,177.65	-3.34%	\$ 7,697.46	\$ 7,587.61	-1.43%	\$ 8,702.98	\$ 8,593.13	-1.26%
MGS-S Customer 7442	\$ 1,527.57	-2.49%	\$ 3,017.33	\$ 2,978.33	-1.29%	\$ 8,031.22	\$ 7,992.22	-0.49%
MGS-S Customer 7443	\$ 5,475.05	-3.50%	\$ 16,093.67	\$ 15,895.22	-1.23%	\$ 77,462.40	\$ 77,263.95	-0.26%
MGS-S Customer 7444	\$ 1,355.03	-2.69%	\$ 2,916.39	\$ 2,878.98	-1.28%	\$ 8,953.51	\$ 8,916.10	-0.42%
MGS-S Customer 7445	\$ 2,407.95	-3.00%	\$ 5,702.60	\$ 5,628.10	-1.31%	\$ 12,107.42	\$ 12,032.92	-0.62%
MGS-S Customer 7446	\$ 8,909.25	-3.68%	\$ 26,105.49	\$ 25,764.70	-1.31%	\$ 78,721.62	\$ 78,380.83	-0.43%
MGS-S Customer 7447	\$ 3,194.18	-3.22%	\$ 8,259.94	\$ 8,153.53	-1.29%	\$ 23,210.20	\$ 23,103.79	-0.46%
MGS-S Customer 7448	\$ 8,767.42	-3.65%	\$ 25,120.33	\$ 24,788.19	-1.32%	\$ 39,567.83	\$ 39,235.69	-0.84%
MGS-S Customer 7449	\$ 1,739.06	-2.94%	\$ 4,052.80	\$ 4,000.05	-1.30%	\$ 9,320.70	\$ 9,267.95	-0.57%
MGS-S Customer 7450	\$ 1,892.55	-2.98%	\$ 3,833.57	\$ 3,775.39	-1.52%	\$ 8,075.04	\$ 8,016.86	-0.72%
MGS-S Customer 7451	\$ 1,902.73	-2.76%	\$ 4,219.68	\$ 4,165.62	-1.28%	\$ 12,847.50	\$ 12,793.44	-0.42%
MGS-S Customer 7452	\$ 5,685.46	-3.51%	\$ 16,246.29	\$ 16,039.35	-1.27%	\$ 53,907.59	\$ 53,700.65	-0.38%
MGS-S Customer 7453	\$ 1,692.63	-2.92%	\$ 4,055.73	\$ 4,004.77	-1.26%	\$ 16,127.46	\$ 16,076.50	-0.32%
MGS-S Customer 7454	\$ 4,106.99	-3.37%	\$ 11,190.93	\$ 11,047.74	-1.28%	\$ 34,829.80	\$ 34,686.61	-0.41%
MGS-S Customer 7455	\$ 1,542.77	-2.83%	\$ 3,540.78	\$ 3,495.87	-1.27%	\$ 12,564.30	\$ 12,519.39	-0.36%
MGS-S Customer 7456	\$ 1,271.67	-2.20%	\$ 2,200.59	\$ 2,171.99	-1.30%	\$ 5,255.09	\$ 5,226.49	-0.54%
MGS-S Customer 7457	\$ 2,820.30	-3.13%	\$ 7,191.41	\$ 7,100.23	-1.27%	\$ 25,457.49	\$ 25,366.31	-0.36%
MGS-S Customer 7458	\$ 2,080.16	-2.86%	\$ 4,752.24	\$ 4,690.92	-1.29%	\$ 12,988.37	\$ 12,927.05	-0.47%
MGS-S Customer 7459	\$ 3,027.75	-3.19%	\$ 7,795.29	\$ 7,695.48	-1.28%	\$ 24,304.10	\$ 24,204.29	-0.41%
MGS-S Customer 7460	\$ 12,684.75	-3.83%	\$ 37,938.94	\$ 37,434.40	-1.33%	\$ 144,450.96	\$ 143,946.42	-0.35%
MGS-S Customer 7461	\$ 4,971.81	-3.46%	\$ 13,870.75	\$ 13,692.42	-1.29%	\$ 40,257.20	\$ 40,078.87	-0.44%
MGS-S Customer 7462	\$ 3,488.62	-3.79%	\$ 8,073.84	\$ 7,936.27	-1.70%	\$ 27,265.57	\$ 27,128.00	-0.50%
MGS-S Customer 7463	\$ 2,696.71	-3.28%	\$ 7,152.40	\$ 7,060.90	-1.28%	\$ 22,354.04	\$ 22,262.54	-0.41%
MGS-S Customer 7464	\$ 7,174.95	-3.59%	\$ 21,217.41	\$ 20,949.93	-1.26%	\$ 81,045.87	\$ 80,778.39	-0.33%
MGS-S Customer 7465	\$ 1,751.98	-2.95%	\$ 4,160.18	\$ 4,106.92	-1.28%	\$ 12,806.63	\$ 12,753.37	-0.42%
MGS-S Customer 7466	\$ 3,255.31	-3.24%	\$ 8,606.99	\$ 8,498.14	-1.26%	\$ 31,571.13	\$ 31,462.28	-0.34%
MGS-S Customer 7467	\$ 3,249.47	-3.24%	\$ 8,535.56	\$ 8,426.90	-1.27%	\$ 28,737.83	\$ 28,629.17	-0.38%
MGS-S Customer 7468	\$ 2,492.70	-3.03%	\$ 6,037.88	\$ 5,959.90	-1.29%	\$ 16,207.46	\$ 16,129.48	-0.48%
MGS-S Customer 7469	\$ 3,286.21	-3.39%	\$ 9,123.31	\$ 9,007.87	-1.27%	\$ 33,303.22	\$ 33,187.78	-0.35%
MGS-S Customer 7470	\$ 2,560.14	-3.05%	\$ 6,374.36	\$ 6,293.70	-1.27%	\$ 23,132.84	\$ 23,052.18	-0.35%
MGS-S Customer 7471	\$ 1,826.40	-2.71%	\$ 3,862.36	\$ 3,811.45	-1.32%	\$ 6,449.29	\$ 6,398.38	-0.79%
MGS-S Customer 7472	\$ 3,591.57	-3.30%	\$ 9,237.05	\$ 9,114.63	-1.33%	\$ 13,316.26	\$ 13,193.84	-0.92%
MGS-S Customer 7473	\$ 2,015.75	-2.83%	\$ 4,602.22	\$ 4,543.55	-1.27%	\$ 15,127.85	\$ 15,069.18	-0.39%
MGS-S Customer 7474	\$ 3,858.60	-3.34%	\$ 10,365.95	\$ 10,232.46	-1.29%	\$ 30,956.26	\$ 30,822.77	-0.43%
MGS-S Customer 7475	\$ 7,233.67	-3.59%	\$ 21,268.26	\$ 20,998.68	-1.27%	\$ 75,538.93	\$ 75,269.35	-0.36%
MGS-S Customer 7476	\$ 4,868.12	-3.45%	\$ 13,707.29	\$ 13,533.22	-1.27%	\$ 48,763.38	\$ 48,589.31	-0.36%
MGS-S Customer 7477	\$ 4,161.55	-3.39%	\$ 11,401.96	\$ 11,256.15	-1.28%	\$ 36,281.50	\$ 36,135.69	-0.40%

Internal Use

Customer	Distribution 8/25 Prices	Distribution % Difference	Delivery 1/25 Prices	Delivery 8/25 Prices	Delivery % Difference	Bundled 1/25 Prices	Bundled 8/25 Prices	Bundled % Difference
MGS-S Customer 7478	\$ 1,200.76	-2.52%	\$ 2,393.35	\$ 2,362.33	-1.30%	\$ 6,025.68	\$ 5,994.66	-0.51%
MGS-S Customer 7479	\$ 1,661.54	-2.89%	\$ 3,787.26	\$ 3,737.87	-1.30%	\$ 8,101.86	\$ 8,052.47	-0.61%
MGS-S Customer 7480	\$ 1,620.58	-2.57%	\$ 3,328.81	\$ 3,286.09	-1.28%	\$ 9,942.96	\$ 9,900.24	-0.43%
MGS-S Customer 7481	\$ 6,411.51	-3.56%	\$ 18,714.45	\$ 18,477.82	-1.26%	\$ 68,944.76	\$ 68,708.13	-0.34%
MGS-S Customer 7482	\$ 4,733.73	-3.45%	\$ 13,240.32	\$ 13,071.41	-1.28%	\$ 43,515.62	\$ 43,346.71	-0.39%
MGS-S Customer 7483	\$ 1,801.58	-2.98%	\$ 4,318.60	\$ 4,263.26	-1.28%	\$ 13,188.66	\$ 13,133.32	-0.42%
MGS-S Customer 7484	\$ 3,701.58	-3.31%	\$ 9,971.34	\$ 9,844.46	-1.27%	\$ 33,719.90	\$ 33,593.02	-0.38%
MGS-S Customer 7485	\$ 2,386.93	-3.20%	\$ 6,147.92	\$ 6,068.99	-1.28%	\$ 18,124.81	\$ 18,045.88	-0.44%
MGS-S Customer 7486	\$ 2,665.57	-3.09%	\$ 6,614.97	\$ 6,529.99	-1.28%	\$ 19,412.50	\$ 19,327.52	-0.44%
MGS-S Customer 7487	\$ 2,351.94	-2.98%	\$ 5,710.40	\$ 5,638.12	-1.27%	\$ 20,678.94	\$ 20,606.66	-0.35%
MGS-S Customer 7488	\$ 2,055.73	-2.85%	\$ 4,625.39	\$ 4,565.16	-1.30%	\$ 10,483.92	\$ 10,423.69	-0.57%
MGS-S Customer 7489	\$ 5,692.17	-3.52%	\$ 16,432.81	\$ 16,225.40	-1.26%	\$ 61,754.35	\$ 61,546.94	-0.34%
MGS-S Customer 7490	\$ 1,141.61	-2.44%	\$ 2,205.76	\$ 2,177.15	-1.30%	\$ 5,436.11	\$ 5,407.50	-0.53%
MGS-S Customer 7491	\$ 2,132.19	-2.89%	\$ 4,996.45	\$ 4,933.02	-1.27%	\$ 17,475.41	\$ 17,411.98	-0.36%
MGS-S Customer 7492	\$ 6,715.68	-3.57%	\$ 19,636.81	\$ 19,388.13	-1.27%	\$ 70,598.41	\$ 70,349.73	-0.35%
MGS-S Customer 7493	\$ 2,236.04	-2.93%	\$ 5,181.32	\$ 5,113.79	-1.30%	\$ 11,580.09	\$ 11,512.56	-0.58%
MGS-S Customer 7494	\$ 5,776.96	-3.52%	\$ 16,543.76	\$ 16,332.97	-1.27%	\$ 54,863.22	\$ 54,652.43	-0.38%
MGS-S Customer 7495	\$ 6,807.54	-3.57%	\$ 19,402.78	\$ 19,150.71	-1.30%	\$ 46,094.77	\$ 45,842.70	-0.55%
MGS-S Customer 7496	\$ 2,392.74	-3.00%	\$ 5,780.49	\$ 5,706.57	-1.28%	\$ 18,176.16	\$ 18,102.24	-0.41%
MGS-S Customer 7497	\$ 4,173.33	-3.40%	\$ 11,149.00	\$ 11,002.18	-1.32%	\$ 25,061.74	\$ 24,914.92	-0.59%
MGS-S Customer 7498	\$ 4,085.78	-3.37%	\$ 10,970.86	\$ 10,828.37	-1.30%	\$ 26,577.33	\$ 26,434.84	-0.54%
MGS-S Customer 7499	\$ 2,053.83	-3.09%	\$ 5,088.61	\$ 5,023.09	-1.29%	\$ 14,367.05	\$ 14,301.53	-0.46%
MGS-S Customer 7500	\$ 3,327.86	-3.25%	\$ 8,827.38	\$ 8,715.54	-1.27%	\$ 31,707.54	\$ 31,595.70	-0.35%
MGS-S Customer 7501	\$ 2,284.96	-3.17%	\$ 5,778.33	\$ 5,703.47	-1.30%	\$ 14,616.05	\$ 14,541.19	-0.51%
MGS-S Customer 7502	\$ 5,851.39	-3.53%	\$ 16,243.86	\$ 16,029.97	-1.32%	\$ 28,630.04	\$ 28,416.15	-0.75%
MGS-S Customer 7503	\$ 2,223.79	-3.15%	\$ 5,552.15	\$ 5,479.72	-1.30%	\$ 12,272.11	\$ 12,199.68	-0.59%
MGS-S Customer 7504	\$ 2,104.16	-2.87%	\$ 4,824.55	\$ 4,762.46	-1.29%	\$ 13,517.62	\$ 13,455.53	-0.46%
MGS-S Customer 7505	\$ 2,965.62	-3.17%	\$ 7,723.52	\$ 7,626.42	-1.26%	\$ 30,416.28	\$ 30,319.18	-0.32%
MGS-S Customer 7506	\$ 2,239.83	-2.94%	\$ 5,225.77	\$ 5,158.04	-1.30%	\$ 13,118.08	\$ 13,050.35	-0.52%
MGS-S Customer 7507	\$ 1,195.40	-2.50%	\$ 2,349.23	\$ 2,318.63	-1.30%	\$ 5,106.87	\$ 5,076.27	-0.60%
MGS-S Customer 7508	\$ 2,912.60	-3.16%	\$ 7,455.74	\$ 7,360.84	-1.27%	\$ 25,020.35	\$ 24,925.45	-0.38%
MGS-S Customer 7509	\$ 1,904.36	-3.03%	\$ 4,666.27	\$ 4,606.80	-1.27%	\$ 15,411.63	\$ 15,352.16	-0.39%
MGS-S Customer 7510	\$ 3,536.47	-3.29%	\$ 9,489.65	\$ 9,369.35	-1.27%	\$ 33,855.23	\$ 33,734.93	-0.36%
MGS-S Customer 7511	\$ 1,646.32	-2.89%	\$ 3,795.71	\$ 3,746.73	-1.29%	\$ 10,255.04	\$ 10,206.06	-0.48%
MGS-S Customer 7512	\$ 2,170.64	-2.90%	\$ 4,986.33	\$ 4,921.46	-1.30%	\$ 11,544.84	\$ 11,479.97	-0.56%
MGS-S Customer 7513	\$ 7,114.73	-3.58%	\$ 20,657.63	\$ 20,393.19	-1.28%	\$ 63,437.95	\$ 63,173.51	-0.42%
MGS-S Customer 7514	\$ 8,104.97	-4.51%	\$ 18,276.27	\$ 17,893.44	-2.09%	\$ 26,201.60	\$ 25,818.77	-1.46%
MGS-S Customer 7515	\$ 1,804.69	-2.98%	\$ 4,285.71	\$ 4,230.29	-1.29%	\$ 11,205.40	\$ 11,149.98	-0.49%
MGS-S Customer 7516	\$ 1,660.46	-2.60%	\$ 3,511.05	\$ 3,466.67	-1.26%	\$ 13,043.84	\$ 12,999.46	-0.34%
MGS-S Customer 7517	\$ 3,799.67	-3.33%	\$ 10,355.84	\$ 10,224.92	-1.26%	\$ 38,231.60	\$ 38,100.68	-0.34%

Customer	Distribution 8/25 Prices	Distribution % Difference	Delivery 1/25 Prices	Delivery 8/25 Prices	Delivery % Difference	Bundled 1/25 Prices	Bundled 8/25 Prices	Bundled % Difference
MGS-S Customer 7518	\$ 2,483.40	-3.03%	\$ 6,131.03	\$ 6,053.49	-1.26%	\$ 22,388.92	\$ 22,311.38	-0.35%
MGS-S Customer 7519	\$ 3,518.46	-3.42%	\$ 9,948.03	\$ 9,823.25	-1.25%	\$ 40,259.90	\$ 40,135.12	-0.31%
MGS-S Customer 7520	\$ 2,396.64	-3.00%	\$ 5,675.90	\$ 5,601.66	-1.31%	\$ 11,960.40	\$ 11,886.16	-0.62%
MGS-S Customer 7521	\$ 5,638.45	-3.51%	\$ 15,764.54	\$ 15,559.62	-1.30%	\$ 37,081.57	\$ 36,876.65	-0.55%
MGS-S Customer 7522	\$ 1,420.09	-2.38%	\$ 2,648.35	\$ 2,613.66	-1.31%	\$ 5,420.73	\$ 5,386.04	-0.64%
MGS-S Customer 7523	\$ 1,806.18	-2.98%	\$ 4,377.89	\$ 4,322.41	-1.27%	\$ 15,598.81	\$ 15,543.33	-0.36%
MGS-S Customer 7524	\$ 8,061.30	-3.63%	\$ 23,713.58	\$ 23,410.36	-1.28%	\$ 74,748.30	\$ 74,445.08	-0.41%
MGS-S Customer 7525	\$ 2,379.96	-3.00%	\$ 5,620.36	\$ 5,546.88	-1.31%	\$ 11,854.59	\$ 11,781.11	-0.62%
MGS-S Customer 7526	\$ 5,012.17	-3.56%	\$ 13,671.95	\$ 13,487.01	-1.35%	\$ 38,755.11	\$ 38,570.17	-0.48%
MGS-S Customer 7527	\$ 1,711.54	-2.91%	\$ 3,969.18	\$ 3,917.81	-1.29%	\$ 9,872.16	\$ 9,820.79	-0.52%
MGS-S Customer 7528	\$ 2,406.03	-3.00%	\$ 5,888.85	\$ 5,814.44	-1.26%	\$ 21,739.51	\$ 21,665.10	-0.34%
MGS-S Customer 7529	\$ 2,458.99	-3.02%	\$ 5,967.11	\$ 5,890.48	-1.28%	\$ 17,617.43	\$ 17,540.80	-0.43%
MGS-S Customer 7530	\$ 1,954.29	-2.80%	\$ 4,287.00	\$ 4,230.75	-1.31%	\$ 8,313.65	\$ 8,257.40	-0.68%
MGS-S Customer 7531	\$ 1,342.41	-2.29%	\$ 2,398.53	\$ 2,367.01	-1.31%	\$ 4,506.47	\$ 4,474.95	-0.70%
MGS-S Customer 7532	\$ 3,312.79	-3.25%	\$ 8,907.12	\$ 8,795.94	-1.25%	\$ 38,062.64	\$ 37,951.46	-0.29%
MGS-S Customer 7533	\$ 4,940.49	-3.47%	\$ 13,924.55	\$ 13,747.20	-1.27%	\$ 46,914.76	\$ 46,737.41	-0.38%
MGS-S Customer 7534	\$ 8,694.07	-3.65%	\$ 25,991.97	\$ 25,662.67	-1.27%	\$ 93,727.47	\$ 93,398.17	-0.35%
MGS-S Customer 7535	\$ 1,196.30	-2.08%	\$ 1,947.09	\$ 1,921.63	-1.31%	\$ 3,961.90	\$ 3,936.44	-0.64%
MGS-S Customer 7536	\$ 1,710.52	-2.93%	\$ 4,059.00	\$ 4,007.37	-1.27%	\$ 13,786.04	\$ 13,734.41	-0.37%
MGS-S Customer 7537	\$ 2,806.38	-3.13%	\$ 6,916.99	\$ 6,826.28	-1.31%	\$ 13,541.88	\$ 13,451.17	-0.67%
MGS-S Customer 7538	\$ 2,776.99	-3.12%	\$ 6,837.31	\$ 6,748.01	-1.31%	\$ 14,479.26	\$ 14,389.96	-0.62%
MGS-S Customer 7539	\$ 1,641.99	-2.89%	\$ 3,772.08	\$ 3,723.29	-1.29%	\$ 9,764.07	\$ 9,715.28	-0.50%
MGS-S Customer 7540	\$ 2,808.99	-3.31%	\$ 7,484.20	\$ 7,388.11	-1.28%	\$ 22,189.48	\$ 22,093.39	-0.43%
MGS-S Customer 7541	\$ 1,855.58	-2.99%	\$ 4,397.16	\$ 4,339.87	-1.30%	\$ 9,685.28	\$ 9,627.99	-0.59%
MGS-S Customer 7542	\$ 1,753.36	-2.95%	\$ 4,083.66	\$ 4,030.32	-1.31%	\$ 8,716.02	\$ 8,662.68	-0.61%
MGS-S Customer 7543	\$ 2,374.69	-2.99%	\$ 5,652.97	\$ 5,579.79	-1.29%	\$ 14,490.92	\$ 14,417.74	-0.51%
MGS-S Customer 7544	\$ 1,923.36	-3.04%	\$ 4,607.86	\$ 4,547.62	-1.31%	\$ 9,678.65	\$ 9,618.41	-0.62%
MGS-S Customer 7545	\$ 2,048.44	-3.08%	\$ 4,969.22	\$ 4,904.06	-1.31%	\$ 9,566.50	\$ 9,501.34	-0.68%
MGS-S Customer 7546	\$ 1,723.01	-2.94%	\$ 3,987.64	\$ 3,935.52	-1.31%	\$ 8,393.65	\$ 8,341.53	-0.62%
MGS-S Customer 7547	\$ 3,082.66	-3.20%	\$ 7,976.60	\$ 7,874.79	-1.28%	\$ 25,761.74	\$ 25,659.93	-0.40%
MGS-S Customer 7548	\$ 2,393.03	-3.21%	\$ 6,193.84	\$ 6,114.60	-1.28%	\$ 19,380.44	\$ 19,301.20	-0.41%
MGS-S Customer 7549	\$ 10,509.11	-3.90%	\$ 29,939.58	\$ 29,513.32	-1.42%	\$ 93,086.25	\$ 92,659.99	-0.46%
MGS-S Customer 7550	\$ 1,966.60	-3.06%	\$ 4,794.61	\$ 4,732.46	-1.30%	\$ 12,221.63	\$ 12,159.48	-0.51%
MGS-S Customer 7551	\$ 11,762.77	-3.73%	\$ 36,093.11	\$ 35,637.27	-1.26%	\$ 153,144.81	\$ 152,688.97	-0.30%
MGS-S Customer 7552	\$ 3,481.37	-3.28%	\$ 9,235.22	\$ 9,117.06	-1.28%	\$ 29,085.10	\$ 28,966.94	-0.41%
MGS-S Customer 7553	\$ 3,388.46	-3.27%	\$ 8,812.34	\$ 8,697.88	-1.30%	\$ 21,555.02	\$ 21,440.56	-0.53%
MGS-S Customer 7554	\$ 2,297.16	-2.96%	\$ 5,339.71	\$ 5,269.62	-1.31%	\$ 10,216.03	\$ 10,145.94	-0.69%
MGS-S Customer 7555	\$ 3,544.22	-3.29%	\$ 9,395.28	\$ 9,274.69	-1.28%	\$ 28,033.97	\$ 27,913.38	-0.43%
MGS-S Customer 7556	\$ 2,964.90	-3.16%	\$ 7,427.81	\$ 7,330.99	-1.30%	\$ 16,340.38	\$ 16,243.56	-0.59%
MGS-S Customer 7557	\$ 7,874.68	-3.62%	\$ 23,347.87	\$ 23,051.87	-1.27%	\$ 84,537.85	\$ 84,242.35	-0.35%

Customer	Distribution 8/25 Prices	Distribution % Difference	Delivery 1/25 Prices	Delivery 8/25 Prices	Delivery % Difference	Bundled 1/25 Prices	Bundled 8/25 Prices	Bundled % Difference
MGS-S Customer 7558	\$ 2,067.48	-2.86%	\$ 4,635.82	\$ 4,574.95	-1.31%	\$ 8,868.72	\$ 8,807.85	-0.69%
MGS-S Customer 7559	\$ 2,655.96	-3.09%	\$ 6,546.58	\$ 6,461.99	-1.29%	\$ 17,410.77	\$ 17,326.18	-0.49%
MGS-S Customer 7560	\$ 2,461.52	-3.02%	\$ 5,906.52	\$ 5,829.86	-1.30%	\$ 14,380.31	\$ 14,303.65	-0.53%
MGS-S Customer 7561	\$ 7,290.81	-3.60%	\$ 20,404.11	\$ 20,131.93	-1.33%	\$ 23,146.44	\$ 22,874.26	-1.18%
MGS-S Customer 7562	\$ 1,021.04	-1.94%	\$ 1,296.85	\$ 1,276.68	-1.56%	\$ 2,357.22	\$ 2,337.05	-0.86%
MGS-S Customer 7563	\$ 10,027.85	-3.68%	\$ 29,865.13	\$ 29,482.45	-1.28%	\$ 91,137.88	\$ 90,755.20	-0.42%
MGS-S Customer 7564	\$ 7,282.79	-3.59%	\$ 21,486.66	\$ 21,215.14	-1.26%	\$ 79,294.93	\$ 79,023.41	-0.34%
MGS-S Customer 7565	\$ 4,386.13	-3.41%	\$ 11,812.56	\$ 11,657.88	-1.31%	\$ 24,033.29	\$ 23,878.61	-0.64%
MGS-S Customer 7566	\$ 3,716.92	-3.31%	\$ 9,581.78	\$ 9,454.43	-1.33%	\$ 12,308.11	\$ 12,180.76	-1.03%
MGS-S Customer 7567	\$ 2,737.57	-3.11%	\$ 6,840.21	\$ 6,752.39	-1.28%	\$ 20,173.87	\$ 20,086.05	-0.44%
MGS-S Customer 7568	\$ 1,257.32	-2.58%	\$ 2,575.73	\$ 2,542.41	-1.29%	\$ 6,718.93	\$ 6,685.61	-0.50%
MGS-S Customer 7569	\$ 7,026.24	-3.59%	\$ 20,933.28	\$ 20,671.75	-1.25%	\$ 88,714.49	\$ 88,452.96	-0.29%
MGS-S Customer 7570	\$ 2,118.78	-3.12%	\$ 5,251.09	\$ 5,182.82	-1.30%	\$ 12,571.62	\$ 12,503.35	-0.54%
MGS-S Customer 7571	\$ 3,012.67	-3.19%	\$ 7,746.94	\$ 7,647.82	-1.28%	\$ 24,315.17	\$ 24,216.05	-0.41%
MGS-S Customer 7572	\$ 2,704.08	-3.29%	\$ 7,171.50	\$ 7,079.58	-1.28%	\$ 21,922.48	\$ 21,830.56	-0.42%
MGS-S Customer 7573	\$ 1,559.03	-2.83%	\$ 3,465.12	\$ 3,419.79	-1.31%	\$ 6,952.22	\$ 6,906.89	-0.65%
MGS-S Customer 7574	\$ 2,127.06	-3.12%	\$ 5,314.83	\$ 5,246.39	-1.29%	\$ 14,952.06	\$ 14,883.62	-0.46%
MGS-S Customer 7575	\$ 3,583.83	-3.44%	\$ 9,741.74	\$ 9,614.21	-1.31%	\$ 19,998.05	\$ 19,870.52	-0.64%
MGS-S Customer 7576	\$ 2,501.67	-3.04%	\$ 6,051.39	\$ 5,973.07	-1.29%	\$ 15,598.80	\$ 15,520.48	-0.50%
MGS-S Customer 7577	\$ 2,138.14	-3.13%	\$ 5,297.06	\$ 5,227.96	-1.30%	\$ 11,892.36	\$ 11,823.26	-0.58%
MGS-S Customer 7578	\$ 2,883.83	-3.15%	\$ 7,234.56	\$ 7,140.88	-1.29%	\$ 18,355.27	\$ 18,261.59	-0.51%
MGS-S Customer 7579	\$ 779.43	-1.76%	\$ 1,069.58	\$ 1,055.61	-1.31%	\$ 2,262.95	\$ 2,248.98	-0.62%
MGS-S Customer 7580	\$ 2,879.50	-3.15%	\$ 7,114.54	\$ 7,020.94	-1.32%	\$ 12,765.22	\$ 12,671.62	-0.73%
MGS-S Customer 7581	\$ 2,291.97	-2.96%	\$ 5,432.65	\$ 5,362.78	-1.29%	\$ 15,640.05	\$ 15,570.18	-0.45%
MGS-S Customer 7582	\$ 3,532.03	-3.43%	\$ 9,942.55	\$ 9,817.24	-1.26%	\$ 38,037.36	\$ 37,912.05	-0.33%
MGS-S Customer 7583	\$ 9,049.57	-3.66%	\$ 27,149.74	\$ 26,805.84	-1.27%	\$ 98,395.42	\$ 98,051.52	-0.35%
MGS-S Customer 7584	\$ 1,788.85	-2.69%	\$ 3,819.88	\$ 3,770.41	-1.30%	\$ 9,694.18	\$ 9,644.71	-0.51%
MGS-S Customer 7585	\$ 906.36	-1.50%	\$ 1,036.67	\$ 1,022.89	-1.33%	\$ 1,280.85	\$ 1,267.07	-1.08%
MGS-S Customer 7586	\$ 5,170.84	-3.50%	\$ 14,150.85	\$ 13,963.05	-1.33%	\$ 28,799.45	\$ 28,611.65	-0.65%
MGS-S Customer 7587	\$ 6,476.76	-3.56%	\$ 18,687.43	\$ 18,448.52	-1.28%	\$ 58,789.41	\$ 58,550.50	-0.41%
MGS-S Customer 7588	\$ 1,882.20	-3.02%	\$ 4,545.63	\$ 4,487.00	-1.29%	\$ 12,514.26	\$ 12,455.63	-0.47%
MGS-S Customer 7589	\$ 850.47	-1.34%	\$ 1,022.03	\$ 1,010.52	-1.13%	\$ 8,867.37	\$ 8,855.86	-0.13%
MGS-S Customer 7590	\$ 3,769.61	-3.32%	\$ 10,178.83	\$ 10,049.35	-1.27%	\$ 34,375.30	\$ 34,245.82	-0.38%
MGS-S Customer 7591	\$ 1,886.35	-3.02%	\$ 4,585.37	\$ 4,526.66	-1.28%	\$ 14,128.67	\$ 14,069.96	-0.42%
MGS-S Customer 7592	\$ 4,223.51	-3.39%	\$ 11,881.64	\$ 11,733.65	-1.25%	\$ 51,879.41	\$ 51,731.42	-0.29%
MGS-S Customer 7593	\$ 2,268.70	-3.15%	\$ 5,693.68	\$ 5,619.79	-1.30%	\$ 13,564.16	\$ 13,490.27	-0.54%
MGS-S Customer 7594	\$ 1,623.60	-2.88%	\$ 3,740.61	\$ 3,692.50	-1.29%	\$ 10,760.97	\$ 10,712.86	-0.45%
MGS-S Customer 7595	\$ 2,708.34	-3.10%	\$ 6,818.18	\$ 6,731.57	-1.27%	\$ 23,482.39	\$ 23,395.78	-0.37%
MGS-S Customer 7596	\$ 5,726.28	-3.60%	\$ 16,055.44	\$ 15,841.69	-1.33%	\$ 19,245.68	\$ 19,031.93	-1.11%
MGS-S Customer 7597	\$ 1,768.91	-2.96%	\$ 4,143.47	\$ 4,089.50	-1.30%	\$ 9,404.85	\$ 9,350.88	-0.57%

Customer	Distribution 8/25 Prices	Distribution % Difference	Delivery 1/25 Prices	Delivery 8/25 Prices	Delivery % Difference	Bundled 1/25 Prices	Bundled 8/25 Prices	Bundled % Difference
MGS-S Customer 7598	\$ 1,281.12	-2.61%	\$ 2,644.66	\$ 2,610.36	-1.30%	\$ 6,604.58	\$ 6,570.28	-0.52%
MGS-S Customer 7599	\$ 10,379.67	-3.69%	\$ 30,506.81	\$ 30,109.07	-1.30%	\$ 69,018.24	\$ 68,620.50	-0.58%
MGS-S Customer 7600	\$ 17,026.59	-3.76%	\$ 52,300.79	\$ 51,635.29	-1.27%	\$ 176,418.56	\$ 175,753.06	-0.38%
MGS-S Customer 7601	\$ 2,208.82	-2.92%	\$ 5,215.53	\$ 5,149.02	-1.28%	\$ 17,098.95	\$ 17,032.44	-0.39%
MGS-S Customer 7602	\$ 1,959.31	-3.05%	\$ 4,737.15	\$ 4,675.47	-1.30%	\$ 10,843.86	\$ 10,782.18	-0.57%
MGS-S Customer 7603	\$ 3,092.63	-3.20%	\$ 7,773.73	\$ 7,671.45	-1.32%	\$ 13,992.19	\$ 13,889.91	-0.73%
MGS-S Customer 7604	\$ 1,677.96	-2.61%	\$ 3,513.77	\$ 3,468.73	-1.28%	\$ 10,694.10	\$ 10,649.06	-0.42%
MGS-S Customer 7605	\$ 4,040.91	-3.36%	\$ 10,903.33	\$ 10,762.64	-1.29%	\$ 29,824.14	\$ 29,683.45	-0.47%
MGS-S Customer 7606	\$ 1,855.30	-2.74%	\$ 3,977.41	\$ 3,925.18	-1.31%	\$ 7,552.03	\$ 7,499.80	-0.69%
MGS-S Customer 7607	\$ 4,259.03	-3.38%	\$ 11,435.51	\$ 11,286.32	-1.30%	\$ 24,906.74	\$ 24,757.55	-0.60%
MGS-S Customer 7608	\$ 5,240.96	-3.49%	\$ 14,622.76	\$ 14,433.43	-1.29%	\$ 37,713.16	\$ 37,523.83	-0.50%
MGS-S Customer 7609	\$ 1,658.99	-2.90%	\$ 3,867.61	\$ 3,818.12	-1.28%	\$ 11,978.16	\$ 11,928.67	-0.41%
MGS-S Customer 7610	\$ 3,476.24	-3.27%	\$ 8,933.68	\$ 8,816.17	-1.32%	\$ 15,850.86	\$ 15,733.35	-0.74%
MGS-S Customer 7611	\$ 2,452.18	-3.02%	\$ 6,036.35	\$ 5,960.06	-1.26%	\$ 22,238.94	\$ 22,162.65	-0.34%
MGS-S Customer 7612	\$ 1,415.23	-2.36%	\$ 2,591.19	\$ 2,556.98	-1.32%	\$ 3,974.35	\$ 3,940.14	-0.86%
MGS-S Customer 7613	\$ 3,512.34	-3.42%	\$ 9,850.79	\$ 9,726.23	-1.26%	\$ 36,231.99	\$ 36,107.43	-0.34%
MGS-S Customer 7614	\$ 1,714.58	-2.64%	\$ 3,608.70	\$ 3,562.24	-1.29%	\$ 10,154.52	\$ 10,108.06	-0.46%
MGS-S Customer 7615	\$ 4,043.36	-3.49%	\$ 11,208.26	\$ 11,062.11	-1.30%	\$ 25,139.29	\$ 24,993.14	-0.58%
MGS-S Customer 7616	\$ 4,536.50	-3.42%	\$ 12,325.43	\$ 12,164.62	-1.30%	\$ 27,307.68	\$ 27,146.87	-0.59%
MGS-S Customer 7617	\$ 2,863.24	-3.14%	\$ 7,119.77	\$ 7,026.82	-1.31%	\$ 15,410.63	\$ 15,317.68	-0.60%
MGS-S Customer 7618	\$ 1,718.05	-2.93%	\$ 3,900.81	\$ 3,849.01	-1.33%	\$ 5,061.50	\$ 5,009.70	-1.02%
MGS-S Customer 7619	\$ 823.96	-1.88%	\$ 1,279.42	\$ 1,263.63	-1.23%	\$ 6,129.68	\$ 6,113.89	-0.26%
MGS-S Customer 7620	\$ 2,261.21	-2.94%	\$ 5,349.61	\$ 5,281.05	-1.28%	\$ 16,209.23	\$ 16,140.67	-0.42%
MGS-S Customer 7621	\$ 1,942.29	-3.05%	\$ 4,736.61	\$ 4,675.59	-1.29%	\$ 13,274.16	\$ 13,213.14	-0.46%
MGS-S Customer 7622	\$ 2,828.77	-3.14%	\$ 7,086.31	\$ 6,994.68	-1.29%	\$ 18,682.47	\$ 18,590.84	-0.49%
MGS-S Customer 7623	\$ 1,903.13	-2.76%	\$ 4,144.90	\$ 4,090.86	-1.30%	\$ 9,133.88	\$ 9,079.84	-0.59%
MGS-S Customer 7624	\$ 1,815.43	-2.98%	\$ 4,353.42	\$ 4,297.61	-1.28%	\$ 13,092.31	\$ 13,036.50	-0.43%
MGS-S Customer 7625	\$ 2,099.94	-3.11%	\$ 5,145.32	\$ 5,077.89	-1.31%	\$ 10,265.36	\$ 10,197.93	-0.66%
MGS-S Customer 7626	\$ 2,487.73	-3.24%	\$ 6,428.40	\$ 6,345.16	-1.29%	\$ 16,651.46	\$ 16,568.22	-0.50%
MGS-S Customer 7627	\$ 1,865.61	-3.01%	\$ 4,502.41	\$ 4,444.54	-1.29%	\$ 13,045.90	\$ 12,988.03	-0.44%
MGS-S Customer 7628	\$ 2,004.07	-3.07%	\$ 4,950.59	\$ 4,887.04	-1.28%	\$ 14,720.36	\$ 14,656.81	-0.43%
MGS-S Customer 7629	\$ 3,101.17	-3.20%	\$ 8,010.57	\$ 7,907.94	-1.28%	\$ 24,559.72	\$ 24,457.09	-0.42%
MGS-S Customer 7630	\$ 1,534.07	-2.82%	\$ 3,461.97	\$ 3,417.42	-1.29%	\$ 9,919.35	\$ 9,874.80	-0.45%
MGS-S Customer 7631	\$ 1,716.97	-2.64%	\$ 3,553.79	\$ 3,507.29	-1.31%	\$ 7,187.49	\$ 7,140.99	-0.65%
MGS-S Customer 7632	\$ 2,471.27	-3.23%	\$ 6,726.80	\$ 6,644.35	-1.23%	\$ 34,326.16	\$ 34,243.71	-0.24%
MGS-S Customer 7633	\$ 3,280.28	-3.24%	\$ 8,574.12	\$ 8,464.25	-1.28%	\$ 26,219.63	\$ 26,109.76	-0.42%
MGS-S Customer 7634	\$ 2,131.11	-3.13%	\$ 5,280.90	\$ 5,212.15	-1.30%	\$ 12,273.84	\$ 12,205.09	-0.56%
MGS-S Customer 7635	\$ 2,326.89	-3.18%	\$ 6,090.24	\$ 6,013.74	-1.26%	\$ 24,148.93	\$ 24,072.43	-0.32%
MGS-S Customer 7636	\$ 3,539.12	-3.29%	\$ 9,302.24	\$ 9,181.78	-1.29%	\$ 23,959.98	\$ 23,839.52	-0.50%
MGS-S Customer 7637	\$ 2,013.26	-3.06%	\$ 4,970.75	\$ 4,907.22	-1.28%	\$ 15,355.03	\$ 15,291.50	-0.41%

Customer	Distribution 8/25 Prices	Distribution % Difference	Delivery 1/25 Prices	Delivery 8/25 Prices	Delivery % Difference	Bundled 1/25 Prices	Bundled 8/25 Prices	Bundled % Difference
MGS-S Customer 7638	\$ 1,557.82	-2.83%	\$ 3,527.31	\$ 3,481.88	-1.29%	\$ 9,890.20	\$ 9,844.77	-0.46%
MGS-S Customer 7639	\$ 1,948.67	-3.05%	\$ 4,734.61	\$ 4,673.26	-1.30%	\$ 12,041.77	\$ 11,980.42	-0.51%
MGS-S Customer 7640	\$ 1,557.19	-2.82%	\$ 3,516.00	\$ 3,470.82	-1.28%	\$ 9,953.50	\$ 9,908.32	-0.45%
MGS-S Customer 7641	\$ 3,066.99	-3.20%	\$ 7,812.01	\$ 7,710.72	-1.30%	\$ 19,590.31	\$ 19,489.02	-0.52%
MGS-S Customer 7642	\$ 3,649.15	-3.30%	\$ 9,676.55	\$ 9,551.94	-1.29%	\$ 27,108.61	\$ 26,984.00	-0.46%
MGS-S Customer 7643	\$ 3,000.33	-3.18%	\$ 7,696.98	\$ 7,598.33	-1.28%	\$ 23,575.06	\$ 23,476.41	-0.42%
MGS-S Customer 7644	\$ 1,783.24	-2.69%	\$ 3,822.79	\$ 3,773.57	-1.29%	\$ 10,737.91	\$ 10,688.69	-0.46%
MGS-S Customer 7645	\$ 4,956.17	-3.46%	\$ 13,375.97	\$ 13,198.29	-1.33%	\$ 17,882.53	\$ 17,704.85	-0.99%
MGS-S Customer 7646	\$ 3,369.94	-3.26%	\$ 8,926.49	\$ 8,813.01	-1.27%	\$ 30,562.89	\$ 30,449.41	-0.37%
MGS-S Customer 7647	\$ 4,983.67	-3.46%	\$ 14,005.27	\$ 13,826.76	-1.27%	\$ 45,971.67	\$ 45,793.16	-0.39%
MGS-S Customer 7648	\$ 2,372.64	-3.20%	\$ 5,971.77	\$ 5,893.36	-1.31%	\$ 11,291.89	\$ 11,213.48	-0.69%
MGS-S Customer 7649	\$ 3,744.68	-3.32%	\$ 10,085.47	\$ 9,956.94	-1.27%	\$ 33,276.42	\$ 33,147.89	-0.39%
MGS-S Customer 7650	\$ 2,774.05	-3.12%	\$ 7,016.70	\$ 6,927.50	-1.27%	\$ 23,843.74	\$ 23,754.54	-0.37%
MGS-S Customer 7651	\$ 3,002.61	-3.18%	\$ 7,606.44	\$ 7,507.86	-1.30%	\$ 19,109.36	\$ 19,010.78	-0.52%
MGS-S Customer 7652	\$ 2,188.72	-2.92%	\$ 5,143.59	\$ 5,077.86	-1.28%	\$ 16,396.85	\$ 16,331.12	-0.40%
MGS-S Customer 7653	\$ 1,345.61	-2.67%	\$ 2,852.38	\$ 2,815.50	-1.29%	\$ 7,516.74	\$ 7,479.86	-0.49%
MGS-S Customer 7654	\$ 2,686.11	-3.10%	\$ 6,666.55	\$ 6,580.73	-1.29%	\$ 18,930.01	\$ 18,844.19	-0.45%
MGS-S Customer 7655	\$ 2,500.61	-3.03%	\$ 6,076.39	\$ 5,998.20	-1.29%	\$ 17,210.24	\$ 17,132.05	-0.45%
MGS-S Customer 7656	\$ 895.01	-2.04%	\$ 1,423.34	\$ 1,404.66	-1.31%	\$ 2,751.54	\$ 2,732.86	-0.68%
MGS-S Customer 7657	\$ 1,626.79	-2.88%	\$ 3,747.60	\$ 3,699.32	-1.29%	\$ 10,516.81	\$ 10,468.53	-0.46%
MGS-S Customer 7658	\$ 1,168.00	-2.46%	\$ 2,251.07	\$ 2,221.61	-1.31%	\$ 4,342.67	\$ 4,313.21	-0.68%
MGS-S Customer 7659	\$ 1,732.34	-2.93%	\$ 4,035.11	\$ 3,982.80	-1.30%	\$ 9,857.64	\$ 9,805.33	-0.53%
MGS-S Customer 7660	\$ 2,236.65	-2.94%	\$ 5,298.77	\$ 5,231.13	-1.28%	\$ 17,136.49	\$ 17,068.85	-0.39%
MGS-S Customer 7661	\$ 8,263.45	-3.63%	\$ 24,607.62	\$ 24,296.23	-1.27%	\$ 89,527.66	\$ 89,216.27	-0.35%
MGS-S Customer 7662	\$ 1,810.81	-2.98%	\$ 4,230.01	\$ 4,174.34	-1.32%	\$ 7,486.18	\$ 7,430.51	-0.74%
MGS-S Customer 7663	\$ 1,249.32	-2.56%	\$ 2,528.52	\$ 2,495.68	-1.30%	\$ 5,924.44	\$ 5,891.60	-0.55%
MGS-S Customer 7664	\$ 17,145.98	-3.76%	\$ 53,916.40	\$ 53,246.16	-1.24%	\$ 239,754.83	\$ 239,084.59	-0.28%
MGS-S Customer 7665	\$ 1,863.50	-2.99%	\$ 4,414.98	\$ 4,357.54	-1.30%	\$ 9,817.37	\$ 9,759.93	-0.59%
MGS-S Customer 7666	\$ 2,085.04	-2.86%	\$ 4,744.49	\$ 4,683.14	-1.29%	\$ 12,289.09	\$ 12,227.74	-0.50%
MGS-S Customer 7667	\$ 4,999.30	-3.46%	\$ 13,796.87	\$ 13,617.68	-1.30%	\$ 33,112.00	\$ 32,932.81	-0.54%
MGS-S Customer 7668	\$ 3,142.02	-3.21%	\$ 7,987.19	\$ 7,882.99	-1.30%	\$ 17,544.20	\$ 17,440.00	-0.59%
MGS-S Customer 7669	\$ 2,210.74	-2.92%	\$ 5,083.89	\$ 5,017.36	-1.31%	\$ 10,404.58	\$ 10,338.05	-0.64%
MGS-S Customer 7670	\$ 1,816.71	-2.98%	\$ 4,416.12	\$ 4,360.24	-1.27%	\$ 16,006.00	\$ 15,950.12	-0.35%
MGS-S Customer 7671	\$ 2,757.49	-3.12%	\$ 6,772.24	\$ 6,683.56	-1.31%	\$ 13,680.28	\$ 13,591.60	-0.65%
MGS-S Customer 7672	\$ 5,275.68	-3.48%	\$ 15,056.96	\$ 14,866.55	-1.26%	\$ 55,081.24	\$ 54,890.83	-0.35%
MGS-S Customer 7673	\$ 2,012.88	-2.83%	\$ 4,530.15	\$ 4,471.55	-1.29%	\$ 11,833.88	\$ 11,775.28	-0.50%
MGS-S Customer 7674	\$ 2,154.79	-2.90%	\$ 4,990.49	\$ 4,926.09	-1.29%	\$ 13,683.67	\$ 13,619.27	-0.47%
MGS-S Customer 7675	\$ 4,953.91	-3.46%	\$ 13,928.89	\$ 13,751.39	-1.27%	\$ 46,082.69	\$ 45,905.19	-0.39%
MGS-S Customer 7676	\$ 1,865.06	-2.74%	\$ 4,005.56	\$ 3,953.05	-1.31%	\$ 7,790.77	\$ 7,738.26	-0.67%
MGS-S Customer 7677	\$ 2,061.96	-3.09%	\$ 5,155.36	\$ 5,089.52	-1.28%	\$ 16,509.28	\$ 16,443.44	-0.40%

Customer	Distribution 8/25 Prices	Distribution % Difference	Delivery 1/25 Prices	Delivery 8/25 Prices	Delivery % Difference	Bundled 1/25 Prices	Bundled 8/25 Prices	Bundled % Difference
MGS-S Customer 7678	\$ 21,201.98	-3.79%	\$ 67,611.74	\$ 66,777.12	-1.23%	\$ 322,671.10	\$ 321,836.48	-0.26%
MGS-S Customer 7679	\$ 653.27	-1.34%	\$ 840.55	\$ 831.71	-1.05%	\$ 9,587.55	\$ 9,578.71	-0.09%
MGS-S Customer 7680	\$ 2,819.88	-3.13%	\$ 7,094.08	\$ 7,002.94	-1.28%	\$ 20,692.37	\$ 20,601.23	-0.44%
MGS-S Customer 7681	\$ 2,761.07	-3.31%	\$ 7,084.16	\$ 6,989.56	-1.34%	\$ 8,181.09	\$ 8,086.49	-1.16%
MGS-S Customer 7682	\$ 2,693.15	-3.10%	\$ 6,560.36	\$ 6,474.21	-1.31%	\$ 12,454.08	\$ 12,367.93	-0.69%
MGS-S Customer 7683	\$ 4,248.01	-3.39%	\$ 11,800.57	\$ 11,651.64	-1.26%	\$ 44,315.44	\$ 44,166.51	-0.34%
MGS-S Customer 7684	\$ 2,158.96	-2.90%	\$ 5,169.27	\$ 5,104.74	-1.25%	\$ 22,092.52	\$ 22,027.99	-0.29%
MGS-S Customer 7685	\$ 2,575.92	-3.06%	\$ 6,278.49	\$ 6,197.13	-1.30%	\$ 15,838.13	\$ 15,756.77	-0.51%
MGS-S Customer 7686	\$ 2,004.94	-2.83%	\$ 4,510.32	\$ 4,452.03	-1.29%	\$ 11,993.90	\$ 11,935.61	-0.49%
MGS-S Customer 7687	\$ 6,955.77	-3.59%	\$ 20,508.48	\$ 20,249.15	-1.26%	\$ 76,319.43	\$ 76,060.10	-0.34%
MGS-S Customer 7688	\$ 867.77	-1.98%	\$ 1,507.03	\$ 1,489.45	-1.17%	\$ 10,993.09	\$ 10,975.51	-0.16%
MGS-S Customer 7689	\$ 6,215.21	-3.55%	\$ 17,999.98	\$ 17,771.33	-1.27%	\$ 62,407.41	\$ 62,178.76	-0.37%
MGS-S Customer 7690	\$ 1,215.58	-2.54%	\$ 2,467.41	\$ 2,435.77	-1.28%	\$ 7,478.56	\$ 7,446.92	-0.42%
MGS-S Customer 7691	\$ 1,681.23	-2.91%	\$ 3,956.35	\$ 3,905.89	-1.28%	\$ 12,946.62	\$ 12,896.16	-0.39%
MGS-S Customer 7692	\$ 2,704.68	-3.29%	\$ 7,171.27	\$ 7,079.37	-1.28%	\$ 21,928.08	\$ 21,836.18	-0.42%
MGS-S Customer 7693	\$ 5,727.64	-3.60%	\$ 17,001.53	\$ 16,787.51	-1.26%	\$ 65,842.39	\$ 65,628.37	-0.33%
MGS-S Customer 7694	\$ 4,128.33	-3.36%	\$ 11,096.51	\$ 10,952.85	-1.29%	\$ 27,906.98	\$ 27,763.32	-0.51%
MGS-S Customer 7695	\$ 2,612.09	-3.06%	\$ 6,313.42	\$ 6,230.88	-1.31%	\$ 12,927.00	\$ 12,844.46	-0.64%
MGS-S Customer 7696	\$ 2,959.19	-3.17%	\$ 7,696.90	\$ 7,599.95	-1.26%	\$ 29,765.78	\$ 29,668.83	-0.33%
MGS-S Customer 7697	\$ 1,820.37	-2.72%	\$ 3,920.46	\$ 3,869.61	-1.30%	\$ 9,800.24	\$ 9,749.39	-0.52%
MGS-S Customer 7698	\$ 5,039.29	-3.46%	\$ 14,048.54	\$ 13,867.68	-1.29%	\$ 39,639.03	\$ 39,458.17	-0.46%
MGS-S Customer 7699	\$ 4,496.00	-3.41%	\$ 12,316.65	\$ 12,157.74	-1.29%	\$ 33,491.19	\$ 33,332.28	-0.47%
MGS-S Customer 7700	\$ 2,031.11	-2.83%	\$ 4,626.91	\$ 4,567.67	-1.28%	\$ 14,218.66	\$ 14,159.42	-0.42%
MGS-S Customer 7701	\$ 1,425.59	-2.73%	\$ 3,068.14	\$ 3,028.17	-1.30%	\$ 6,779.42	\$ 6,739.45	-0.59%
MGS-S Customer 7702	\$ 5,914.22	-3.53%	\$ 17,136.90	\$ 16,920.59	-1.26%	\$ 64,263.81	\$ 64,047.50	-0.34%
MGS-S Customer 7703	\$ 1,741.42	-2.93%	\$ 4,041.57	\$ 3,988.94	-1.30%	\$ 8,947.02	\$ 8,894.39	-0.59%
MGS-S Customer 7704	\$ 2,101.63	-3.11%	\$ 5,230.25	\$ 5,162.76	-1.29%	\$ 14,281.76	\$ 14,214.27	-0.47%
MGS-S Customer 7705	\$ 1,827.37	-3.00%	\$ 4,366.29	\$ 4,309.85	-1.29%	\$ 11,625.69	\$ 11,569.25	-0.49%
MGS-S Customer 7706	\$ 1,671.50	-2.61%	\$ 3,454.09	\$ 3,409.38	-1.29%	\$ 8,829.05	\$ 8,784.34	-0.51%
MGS-S Customer 7707	\$ 2,234.49	-2.93%	\$ 5,284.47	\$ 5,216.98	-1.28%	\$ 16,893.20	\$ 16,825.71	-0.40%
MGS-S Customer 7708	\$ 1,327.98	-2.63%	\$ 2,765.16	\$ 2,729.25	-1.30%	\$ 6,378.18	\$ 6,342.27	-0.56%
MGS-S Customer 7709	\$ 4,944.80	-3.46%	\$ 13,917.64	\$ 13,740.59	-1.27%	\$ 47,099.81	\$ 46,922.76	-0.38%
MGS-S Customer 7710	\$ 1,375.51	-2.32%	\$ 2,520.47	\$ 2,487.74	-1.30%	\$ 6,010.88	\$ 5,978.15	-0.54%
MGS-S Customer 7711	\$ 1,368.14	-2.32%	\$ 2,501.15	\$ 2,468.66	-1.30%	\$ 6,023.67	\$ 5,991.18	-0.54%
MGS-S Customer 7712	\$ 1,547.58	-2.49%	\$ 3,012.28	\$ 2,972.74	-1.31%	\$ 5,493.97	\$ 5,454.43	-0.72%
MGS-S Customer 7713	\$ 3,276.40	-3.24%	\$ 8,524.20	\$ 8,414.56	-1.29%	\$ 24,448.90	\$ 24,339.26	-0.45%
MGS-S Customer 7714	\$ 2,705.18	-3.10%	\$ 6,689.64	\$ 6,603.19	-1.29%	\$ 17,589.02	\$ 17,502.57	-0.49%
MGS-S Customer 7715	\$ 2,130.46	-2.89%	\$ 4,892.85	\$ 4,829.54	-1.29%	\$ 12,671.92	\$ 12,608.61	-0.50%
MGS-S Customer 7716	\$ 1,642.22	-2.57%	\$ 3,409.04	\$ 3,365.64	-1.27%	\$ 11,215.99	\$ 11,172.59	-0.39%
MGS-S Customer 7717	\$ 931.08	-2.12%	\$ 1,531.98	\$ 1,511.83	-1.32%	\$ 2,816.30	\$ 2,796.15	-0.72%

Customer	Distribution 8/25 Prices	Distribution % Difference	Delivery 1/25 Prices	Delivery 8/25 Prices	Delivery % Difference	Bundled 1/25 Prices	Bundled 8/25 Prices	Bundled % Difference
MGS-S Customer 7718	\$ 1,740.92	-2.94%	\$ 4,040.10	\$ 3,987.41	-1.30%	\$ 8,738.62	\$ 8,685.93	-0.60%
MGS-S Customer 7719	\$ 1,460.59	-2.43%	\$ 2,783.80	\$ 2,747.46	-1.31%	\$ 6,166.00	\$ 6,129.66	-0.59%
MGS-S Customer 7720	\$ 3,672.85	-3.32%	\$ 9,733.96	\$ 9,607.90	-1.30%	\$ 25,273.82	\$ 25,147.76	-0.50%
MGS-S Customer 7721	\$ 785.57	-1.78%	\$ 1,069.95	\$ 1,055.72	-1.33%	\$ 1,367.04	\$ 1,352.81	-1.04%
MGS-S Customer 7722	\$ 2,293.78	-2.95%	\$ 5,471.39	\$ 5,401.59	-1.28%	\$ 17,658.98	\$ 17,589.18	-0.40%
MGS-S Customer 7723	\$ 2,657.94	-3.08%	\$ 6,357.04	\$ 6,272.62	-1.33%	\$ 8,270.50	\$ 8,186.08	-1.02%
MGS-S Customer 7724	\$ 1,970.55	-2.80%	\$ 4,371.41	\$ 4,314.59	-1.30%	\$ 10,363.05	\$ 10,306.23	-0.55%
MGS-S Customer 7725	\$ 7,379.35	-3.60%	\$ 21,931.60	\$ 21,655.85	-1.26%	\$ 86,431.15	\$ 86,155.40	-0.32%
MGS-S Customer 7726	\$ 3,083.57	-3.20%	\$ 7,784.38	\$ 7,682.33	-1.31%	\$ 15,535.11	\$ 15,433.06	-0.66%
MGS-S Customer 7727	\$ 2,404.14	-3.00%	\$ 5,815.76	\$ 5,741.32	-1.28%	\$ 18,118.99	\$ 18,044.55	-0.41%
MGS-S Customer 7728	\$ 1,963.42	-2.80%	\$ 4,424.27	\$ 4,367.67	-1.28%	\$ 13,867.02	\$ 13,810.42	-0.41%
MGS-S Customer 7729	\$ 2,593.59	-3.26%	\$ 6,966.69	\$ 6,879.34	-1.25%	\$ 28,309.66	\$ 28,222.31	-0.31%
MGS-S Customer 7730	\$ 1,984.38	-2.81%	\$ 4,404.85	\$ 4,347.47	-1.30%	\$ 9,961.49	\$ 9,904.11	-0.58%
MGS-S Customer 7731	\$ 6,364.02	-3.61%	\$ 18,048.18	\$ 17,810.10	-1.32%	\$ 52,295.29	\$ 52,057.21	-0.46%
MGS-S Customer 7732	\$ 1,828.02	-2.72%	\$ 3,980.22	\$ 3,929.20	-1.28%	\$ 11,996.96	\$ 11,945.94	-0.43%
MGS-S Customer 7733	\$ 2,517.32	-3.04%	\$ 6,193.97	\$ 6,114.97	-1.28%	\$ 20,294.11	\$ 20,215.11	-0.39%
MGS-S Customer 7734	\$ 19,140.25	-3.78%	\$ 60,013.02	\$ 59,261.79	-1.25%	\$ 248,246.41	\$ 247,495.18	-0.30%
MGS-S Customer 7735	\$ 2,552.91	-3.05%	\$ 6,333.41	\$ 6,253.00	-1.27%	\$ 22,057.00	\$ 21,976.59	-0.36%
MGS-S Customer 7736	\$ 2,788.51	-3.12%	\$ 7,042.54	\$ 6,952.68	-1.28%	\$ 22,778.93	\$ 22,689.07	-0.39%
MGS-S Customer 7737	\$ 2,678.54	-3.28%	\$ 7,051.85	\$ 6,960.97	-1.29%	\$ 19,739.69	\$ 19,648.81	-0.46%
MGS-S Customer 7738	\$ 2,765.48	-3.29%	\$ 7,434.23	\$ 7,340.01	-1.27%	\$ 26,392.63	\$ 26,298.41	-0.36%
MGS-S Customer 7739	\$ 1,680.92	-2.61%	\$ 3,477.39	\$ 3,432.28	-1.30%	\$ 8,554.12	\$ 8,509.01	-0.53%
MGS-S Customer 7740	\$ 3,481.95	-3.28%	\$ 9,056.46	\$ 8,938.50	-1.30%	\$ 20,599.38	\$ 20,481.42	-0.57%
MGS-S Customer 7741	\$ 3,339.87	-3.25%	\$ 8,922.70	\$ 8,810.41	-1.26%	\$ 34,773.71	\$ 34,661.42	-0.32%
MGS-S Customer 7742	\$ 3,793.01	-3.32%	\$ 10,059.20	\$ 9,928.82	-1.30%	\$ 25,059.73	\$ 24,929.35	-0.52%
MGS-S Customer 7743	\$ 7,091.28	-3.59%	\$ 20,867.70	\$ 20,603.31	-1.27%	\$ 75,238.92	\$ 74,974.53	-0.35%
MGS-S Customer 7744	\$ 2,756.55	-3.11%	\$ 6,844.56	\$ 6,755.96	-1.29%	\$ 17,534.15	\$ 17,445.55	-0.51%
MGS-S Customer 7745	\$ 3,694.90	-3.32%	\$ 9,878.22	\$ 9,751.36	-1.28%	\$ 29,431.02	\$ 29,304.16	-0.43%
MGS-S Customer 7746	\$ 3,930.52	-3.34%	\$ 10,654.16	\$ 10,518.26	-1.28%	\$ 34,524.07	\$ 34,388.17	-0.39%
MGS-S Customer 7747	\$ 1,634.08	-2.87%	\$ 3,721.09	\$ 3,672.80	-1.30%	\$ 8,817.25	\$ 8,768.96	-0.55%
MGS-S Customer 7748	\$ 2,294.46	-2.96%	\$ 5,509.88	\$ 5,439.99	-1.27%	\$ 19,329.27	\$ 19,259.38	-0.36%
MGS-S Customer 7749	\$ 2,623.29	-3.07%	\$ 6,450.82	\$ 6,367.74	-1.29%	\$ 17,932.03	\$ 17,848.95	-0.46%
MGS-S Customer 7750	\$ 3,341.27	-3.25%	\$ 8,825.73	\$ 8,713.49	-1.27%	\$ 29,978.22	\$ 29,865.98	-0.37%
MGS-S Customer 7751	\$ 6,391.48	-3.56%	\$ 18,757.19	\$ 18,521.30	-1.26%	\$ 73,877.98	\$ 73,642.09	-0.32%
MGS-S Customer 7752	\$ 1,997.50	-2.82%	\$ 4,458.56	\$ 4,400.57	-1.30%	\$ 10,510.88	\$ 10,452.89	-0.55%
MGS-S Customer 7753	\$ 850.47	-1.34%	\$ 861.98	\$ 850.47	-1.34%	\$ 861.98	\$ 850.47	-1.34%
MGS-S Customer 7754	\$ 3,444.30	-3.43%	\$ 8,756.98	\$ 8,634.69	-1.40%	\$ 28,428.61	\$ 28,306.32	-0.43%
MGS-S Customer 7755	\$ 1,964.91	-3.05%	\$ 4,838.56	\$ 4,776.69	-1.28%	\$ 15,193.36	\$ 15,131.49	-0.41%
MGS-S Customer 7756	\$ 2,456.40	-3.02%	\$ 5,851.57	\$ 5,774.97	-1.31%	\$ 12,047.52	\$ 11,970.92	-0.64%
MGS-S Customer 7757	\$ 3,796.68	-3.33%	\$ 10,351.93	\$ 10,221.15	-1.26%	\$ 38,537.92	\$ 38,407.14	-0.34%

Customer	Distribution 8/25 Prices	Distribution % Difference	Delivery 1/25 Prices	Delivery 8/25 Prices	Delivery % Difference	Bundled 1/25 Prices	Bundled 8/25 Prices	Bundled % Difference
MGS-S Customer 7758	\$ 1,046.60	-1.83%	\$ 1,481.62	\$ 1,462.13	-1.32%	\$ 2,658.99	\$ 2,639.50	-0.73%
MGS-S Customer 7759	\$ 2,792.44	-3.12%	\$ 6,895.27	\$ 6,805.26	-1.31%	\$ 14,854.42	\$ 14,764.41	-0.61%
MGS-S Customer 7760	\$ 1,756.24	-2.67%	\$ 3,820.72	\$ 3,772.56	-1.26%	\$ 14,544.37	\$ 14,496.21	-0.33%
MGS-S Customer 7761	\$ 1,844.24	-3.00%	\$ 4,462.35	\$ 4,405.33	-1.28%	\$ 14,176.25	\$ 14,119.23	-0.40%
MGS-S Customer 7762	\$ 3,281.20	-3.40%	\$ 8,860.60	\$ 8,745.24	-1.30%	\$ 20,624.73	\$ 20,509.37	-0.56%
MGS-S Customer 7763	\$ 1,771.45	-2.97%	\$ 4,197.51	\$ 4,143.30	-1.29%	\$ 11,395.78	\$ 11,341.57	-0.48%
MGS-S Customer 7764	\$ 3,693.62	-3.31%	\$ 10,002.22	\$ 9,875.75	-1.26%	\$ 36,643.94	\$ 36,517.47	-0.35%
MGS-S Customer 7765	\$ 1,251.66	-2.56%	\$ 2,524.64	\$ 2,491.72	-1.30%	\$ 5,424.88	\$ 5,391.96	-0.61%
MGS-S Customer 7766	\$ 3,868.59	-3.34%	\$ 10,587.32	\$ 10,453.50	-1.26%	\$ 39,322.35	\$ 39,188.53	-0.34%
MGS-S Customer 7767	\$ 4,680.56	-3.77%	\$ 11,935.35	\$ 11,751.96	-1.54%	\$ 37,313.31	\$ 37,129.92	-0.49%
MGS-S Customer 7768	\$ 12,251.26	-4.25%	\$ 31,466.48	\$ 30,922.20	-1.73%	\$ 51,375.78	\$ 50,831.50	-1.06%
MGS-S Customer 7769	\$ 1,705.85	-2.63%	\$ 3,574.60	\$ 3,528.51	-1.29%	\$ 9,768.26	\$ 9,722.17	-0.47%
MGS-S Customer 7770	\$ 1,773.22	-2.68%	\$ 3,769.60	\$ 3,720.82	-1.29%	\$ 9,655.78	\$ 9,607.00	-0.51%
MGS-S Customer 7771	\$ 14,705.49	-3.84%	\$ 44,327.82	\$ 43,740.25	-1.33%	\$ 162,892.37	\$ 162,304.80	-0.36%
MGS-S Customer 7772	\$ 5,626.52	-3.52%	\$ 15,952.72	\$ 15,747.64	-1.29%	\$ 46,707.93	\$ 46,502.85	-0.44%
MGS-S Customer 7773	\$ 6,560.75	-3.57%	\$ 18,718.66	\$ 18,475.71	-1.30%	\$ 46,343.04	\$ 46,100.09	-0.52%
MGS-S Customer 7774	\$ 2,338.53	-2.97%	\$ 5,611.71	\$ 5,540.07	-1.28%	\$ 17,996.41	\$ 17,924.77	-0.40%
MGS-S Customer 7775	\$ 6,345.58	-3.57%	\$ 18,083.35	\$ 17,848.50	-1.30%	\$ 47,563.38	\$ 47,328.53	-0.49%
MGS-S Customer 7776	\$ 10,076.90	-3.69%	\$ 30,548.40	\$ 30,162.82	-1.26%	\$ 115,779.95	\$ 115,394.37	-0.33%
MGS-S Customer 7777	\$ 1,286.68	-2.60%	\$ 2,622.68	\$ 2,588.39	-1.31%	\$ 5,253.03	\$ 5,218.74	-0.65%
MGS-S Customer 7778	\$ 1,138.83	-2.00%	\$ 1,802.76	\$ 1,779.57	-1.29%	\$ 5,139.26	\$ 5,116.07	-0.45%
MGS-S Customer 7779	\$ 2,759.09	-3.30%	\$ 7,367.59	\$ 7,273.53	-1.28%	\$ 23,774.48	\$ 23,680.42	-0.40%
MGS-S Customer 7780	\$ 2,054.87	-3.09%	\$ 5,065.73	\$ 5,000.16	-1.29%	\$ 13,033.11	\$ 12,967.54	-0.50%
MGS-S Customer 7781	\$ 3,195.26	-3.22%	\$ 8,077.06	\$ 7,970.59	-1.32%	\$ 13,845.09	\$ 13,738.62	-0.77%
MGS-S Customer 7782	\$ 2,267.32	-3.17%	\$ 5,753.46	\$ 5,679.19	-1.29%	\$ 15,694.40	\$ 15,620.13	-0.47%
MGS-S Customer 7783	\$ 2,121.70	-2.88%	\$ 4,851.48	\$ 4,788.53	-1.30%	\$ 11,907.72	\$ 11,844.77	-0.53%
MGS-S Customer 7784	\$ 5,340.06	-3.49%	\$ 14,747.38	\$ 14,554.24	-1.31%	\$ 29,743.34	\$ 29,550.20	-0.65%
MGS-S Customer 7785	\$ 2,075.95	-2.86%	\$ 4,837.44	\$ 4,776.21	-1.27%	\$ 17,662.39	\$ 17,601.16	-0.35%
MGS-S Customer 7786	\$ 2,529.08	-3.24%	\$ 6,631.23	\$ 6,546.48	-1.28%	\$ 21,055.76	\$ 20,971.01	-0.40%
MGS-S Customer 7787	\$ 10,656.23	-3.75%	\$ 31,977.11	\$ 31,562.31	-1.30%	\$ 124,270.16	\$ 123,855.36	-0.33%
MGS-S Customer 7788	\$ 1,963.08	-3.05%	\$ 4,736.81	\$ 4,675.00	-1.30%	\$ 10,317.45	\$ 10,255.64	-0.60%
MGS-S Customer 7789	\$ 3,612.18	-3.29%	\$ 9,758.40	\$ 9,635.37	-1.26%	\$ 36,889.17	\$ 36,766.14	-0.33%
MGS-S Customer 7790	\$ 3,861.59	-3.34%	\$ 10,429.53	\$ 10,296.19	-1.28%	\$ 32,942.33	\$ 32,808.99	-0.40%
MGS-S Customer 7791	\$ 2,568.68	-3.06%	\$ 6,274.52	\$ 6,193.53	-1.29%	\$ 16,901.04	\$ 16,820.05	-0.48%
MGS-S Customer 7792	\$ 1,799.78	-2.70%	\$ 3,837.56	\$ 3,787.57	-1.30%	\$ 8,760.04	\$ 8,710.05	-0.57%
MGS-S Customer 7793	\$ 7,691.67	-3.61%	\$ 22,877.97	\$ 22,589.68	-1.26%	\$ 87,711.17	\$ 87,422.88	-0.33%
MGS-S Customer 7794	\$ 1,991.79	-2.81%	\$ 4,465.22	\$ 4,407.53	-1.29%	\$ 11,861.16	\$ 11,803.47	-0.49%
MGS-S Customer 7795	\$ 1,715.80	-2.93%	\$ 4,060.90	\$ 4,009.07	-1.28%	\$ 13,127.61	\$ 13,075.78	-0.39%
MGS-S Customer 7796	\$ 2,654.73	-3.09%	\$ 6,638.34	\$ 6,553.77	-1.27%	\$ 22,101.98	\$ 22,017.41	-0.38%
MGS-S Customer 7797	\$ 3,150.52	-3.21%	\$ 8,167.26	\$ 8,062.70	-1.28%	\$ 25,238.25	\$ 25,133.69	-0.41%

Customer	Distribution 8/25 Prices	Distribution % Difference	Delivery 1/25 Prices	Delivery 8/25 Prices	Delivery % Difference	Bundled 1/25 Prices	Bundled 8/25 Prices	Bundled % Difference
MGS-S Customer 7798	\$ 3,650.33	-3.30%	\$ 9,912.32	\$ 9,787.71	-1.26%	\$ 38,833.94	\$ 38,709.33	-0.32%
MGS-S Customer 7799	\$ 5,446.65	-3.50%	\$ 15,562.81	\$ 15,365.49	-1.27%	\$ 55,043.19	\$ 54,845.87	-0.36%
MGS-S Customer 7800	\$ 3,235.97	-3.38%	\$ 8,962.42	\$ 8,849.07	-1.26%	\$ 32,844.90	\$ 32,731.55	-0.35%
MGS-S Customer 7801	\$ 1,424.80	-2.73%	\$ 3,097.77	\$ 3,057.71	-1.29%	\$ 8,099.09	\$ 8,059.03	-0.49%
MGS-S Customer 7802	\$ 7,205.45	-3.59%	\$ 21,231.87	\$ 20,963.40	-1.26%	\$ 77,842.66	\$ 77,574.19	-0.34%
MGS-S Customer 7803	\$ 3,789.69	-3.33%	\$ 10,299.68	\$ 10,168.95	-1.27%	\$ 36,365.51	\$ 36,234.78	-0.36%
MGS-S Customer 7804	\$ 2,008.26	-3.07%	\$ 4,906.52	\$ 4,842.81	-1.30%	\$ 11,934.19	\$ 11,870.48	-0.53%
MGS-S Customer 7805	\$ 2,827.80	-3.31%	\$ 7,635.05	\$ 7,538.26	-1.27%	\$ 27,076.67	\$ 26,979.88	-0.36%
MGS-S Customer 7806	\$ 1,858.53	-2.75%	\$ 4,058.47	\$ 4,005.94	-1.29%	\$ 10,685.76	\$ 10,633.23	-0.49%
MGS-S Customer 7807	\$ 2,673.52	-3.09%	\$ 6,587.51	\$ 6,502.35	-1.29%	\$ 17,211.29	\$ 17,126.13	-0.49%
MGS-S Customer 7808	\$ 8,029.52	-3.63%	\$ 23,174.18	\$ 22,872.15	-1.30%	\$ 52,252.00	\$ 51,949.97	-0.58%
MGS-S Customer 7809	\$ 2,044.71	-2.84%	\$ 4,664.93	\$ 4,605.15	-1.28%	\$ 14,130.19	\$ 14,070.41	-0.42%
MGS-S Customer 7810	\$ 1,933.32	-3.04%	\$ 4,770.28	\$ 4,709.63	-1.27%	\$ 16,314.45	\$ 16,253.80	-0.37%
MGS-S Customer 7811	\$ 3,406.00	-3.26%	\$ 9,133.08	\$ 9,018.22	-1.26%	\$ 35,743.83	\$ 35,628.97	-0.32%
MGS-S Customer 7812	\$ 2,016.84	-2.83%	\$ 4,591.55	\$ 4,532.86	-1.28%	\$ 14,494.55	\$ 14,435.86	-0.40%
MGS-S Customer 7813	\$ 2,513.05	-3.04%	\$ 6,126.35	\$ 6,047.65	-1.28%	\$ 17,857.80	\$ 17,779.10	-0.44%
MGS-S Customer 7814	\$ 1,876.86	-3.02%	\$ 4,549.22	\$ 4,490.71	-1.29%	\$ 13,249.60	\$ 13,191.09	-0.44%
MGS-S Customer 7815	\$ 2,969.25	-3.17%	\$ 7,615.43	\$ 7,518.12	-1.28%	\$ 24,316.21	\$ 24,218.90	-0.40%
MGS-S Customer 7816	\$ 3,354.66	-3.25%	\$ 8,813.43	\$ 8,700.67	-1.28%	\$ 27,428.81	\$ 27,316.05	-0.41%
MGS-S Customer 7817	\$ 3,232.25	-3.23%	\$ 8,498.92	\$ 8,390.94	-1.27%	\$ 29,444.14	\$ 29,336.16	-0.37%
MGS-S Customer 7818	\$ 2,198.73	-3.15%	\$ 5,451.30	\$ 5,379.90	-1.31%	\$ 10,980.40	\$ 10,909.00	-0.65%
MGS-S Customer 7819	\$ 1,668.70	-2.91%	\$ 3,880.82	\$ 3,830.89	-1.29%	\$ 11,076.00	\$ 11,026.07	-0.45%
MGS-S Customer 7820	\$ 2,177.64	-2.91%	\$ 4,982.67	\$ 4,917.40	-1.31%	\$ 10,034.61	\$ 9,969.34	-0.65%
MGS-S Customer 7821	\$ 2,764.93	-3.12%	\$ 6,894.18	\$ 6,805.17	-1.29%	\$ 18,611.00	\$ 18,521.99	-0.48%
MGS-S Customer 7822	\$ 1,496.87	-2.45%	\$ 2,881.95	\$ 2,844.35	-1.30%	\$ 6,220.96	\$ 6,183.36	-0.60%
MGS-S Customer 7823	\$ 2,681.33	-3.10%	\$ 6,559.10	\$ 6,473.40	-1.31%	\$ 14,052.51	\$ 13,966.81	-0.61%
MGS-S Customer 7824	\$ 1,712.40	-2.93%	\$ 4,005.36	\$ 3,953.69	-1.29%	\$ 10,907.80	\$ 10,856.13	-0.47%
MGS-S Customer 7825	\$ 1,746.94	-2.66%	\$ 3,679.28	\$ 3,631.45	-1.30%	\$ 8,754.53	\$ 8,706.70	-0.55%
MGS-S Customer 7826	\$ 3,069.44	-3.21%	\$ 7,755.39	\$ 7,653.45	-1.31%	\$ 17,938.57	\$ 17,836.63	-0.57%
MGS-S Customer 7827	\$ 2,075.76	-3.11%	\$ 5,245.18	\$ 5,178.62	-1.27%	\$ 18,573.81	\$ 18,507.25	-0.36%
MGS-S Customer 7828	\$ 1,576.91	-2.85%	\$ 3,687.49	\$ 3,641.29	-1.25%	\$ 15,070.55	\$ 15,024.35	-0.31%
MGS-S Customer 7829	\$ 1,741.40	-2.94%	\$ 4,065.58	\$ 4,012.82	-1.30%	\$ 9,824.47	\$ 9,771.71	-0.54%
MGS-S Customer 7830	\$ 3,534.41	-3.28%	\$ 9,414.31	\$ 9,294.32	-1.27%	\$ 30,950.73	\$ 30,830.74	-0.39%
MGS-S Customer 7831	\$ 4,928.12	-3.47%	\$ 13,978.43	\$ 13,801.51	-1.27%	\$ 51,246.67	\$ 51,069.75	-0.35%
MGS-S Customer 7832	\$ 2,575.02	-3.06%	\$ 6,113.09	\$ 6,031.91	-1.33%	\$ 8,057.17	\$ 7,975.99	-1.01%
MGS-S Customer 7833	\$ 1,771.06	-2.68%	\$ 3,797.75	\$ 3,749.04	-1.28%	\$ 11,329.44	\$ 11,280.73	-0.43%
MGS-S Customer 7834	\$ 1,777.19	-2.68%	\$ 3,812.35	\$ 3,763.35	-1.29%	\$ 11,038.38	\$ 10,989.38	-0.44%
MGS-S Customer 7835	\$ 13,607.51	-3.73%	\$ 41,916.68	\$ 41,388.77	-1.26%	\$ 162,167.76	\$ 161,639.85	-0.33%
MGS-S Customer 7836	\$ 1,728.58	-2.94%	\$ 4,160.06	\$ 4,107.77	-1.26%	\$ 16,342.85	\$ 16,290.56	-0.32%
MGS-S Customer 7837	\$ 5,967.39	-3.55%	\$ 17,270.91	\$ 17,051.07	-1.27%	\$ 63,885.92	\$ 63,666.08	-0.34%

Internal Use

Customer	Distribution 8/25 Prices	Distribution % Difference	Delivery 1/25 Prices	Delivery 8/25 Prices	Delivery % Difference	Bundled 1/25 Prices	Bundled 8/25 Prices	Bundled % Difference
MGS-S Customer 7838	\$ 2,618.43	-3.08%	\$ 6,433.43	\$ 6,350.34	-1.29%	\$ 17,264.25	\$ 17,181.16	-0.48%
MGS-S Customer 7839	\$ 3,967.61	-3.35%	\$ 10,907.10	\$ 10,769.44	-1.26%	\$ 41,035.23	\$ 40,897.57	-0.34%
MGS-S Customer 7840	\$ 2,027.67	-2.83%	\$ 4,654.29	\$ 4,595.21	-1.27%	\$ 16,138.59	\$ 16,079.51	-0.37%
MGS-S Customer 7841	\$ 3,779.16	-3.32%	\$ 10,216.66	\$ 10,086.85	-1.27%	\$ 34,975.31	\$ 34,845.50	-0.37%
MGS-S Customer 7842	\$ 3,303.62	-3.24%	\$ 8,617.89	\$ 8,507.15	-1.29%	\$ 25,131.85	\$ 25,021.11	-0.44%
MGS-S Customer 7843	\$ 653.27	-1.34%	\$ 662.11	\$ 653.27	-1.34%	\$ 662.11	\$ 653.27	-1.34%
MGS-S Customer 7844	\$ 2,287.21	-2.95%	\$ 5,496.06	\$ 5,426.48	-1.27%	\$ 19,756.17	\$ 19,686.59	-0.35%
MGS-S Customer 7845	\$ 1,514.20	-2.47%	\$ 2,961.31	\$ 2,922.98	-1.29%	\$ 7,553.34	\$ 7,515.01	-0.51%
MGS-S Customer 7846	\$ 2,167.19	-2.90%	\$ 4,972.20	\$ 4,907.37	-1.30%	\$ 11,120.39	\$ 11,055.56	-0.58%
MGS-S Customer 7847	\$ 2,667.76	-3.28%	\$ 7,382.93	\$ 7,292.51	-1.22%	\$ 37,952.12	\$ 37,861.70	-0.24%
MGS-S Customer 7848	\$ 2,610.40	-3.07%	\$ 6,520.12	\$ 6,437.35	-1.27%	\$ 22,802.69	\$ 22,719.92	-0.36%
MGS-S Customer 7849	\$ 7,245.63	-3.60%	\$ 21,146.46	\$ 20,875.99	-1.28%	\$ 66,696.53	\$ 66,426.06	-0.41%
MGS-S Customer 7850	\$ 6,929.79	-3.59%	\$ 20,472.15	\$ 20,213.81	-1.26%	\$ 78,207.30	\$ 77,948.96	-0.33%
MGS-S Customer 7851	\$ 5,440.67	-3.49%	\$ 15,534.90	\$ 15,337.91	-1.27%	\$ 54,763.90	\$ 54,566.91	-0.36%
MGS-S Customer 7852	\$ 16,449.85	-3.86%	\$ 50,451.26	\$ 49,791.44	-1.31%	\$ 217,111.67	\$ 216,451.85	-0.30%
MGS-S Customer 7853	\$ 4,843.70	-3.55%	\$ 13,686.16	\$ 13,507.67	-1.30%	\$ 30,510.34	\$ 30,331.85	-0.59%
MGS-S Customer 7854	\$ 4,527.48	-3.42%	\$ 12,415.50	\$ 12,255.39	-1.29%	\$ 33,965.63	\$ 33,805.52	-0.47%
MGS-S Customer 7855	\$ 1,837.64	-2.72%	\$ 3,991.51	\$ 3,940.10	-1.29%	\$ 11,121.56	\$ 11,070.15	-0.46%
MGS-S Customer 7856	\$ 3,144.16	-3.37%	\$ 8,678.03	\$ 8,568.48	-1.26%	\$ 32,444.87	\$ 32,335.32	-0.34%
MGS-S Customer 7857	\$ 14,737.13	-3.75%	\$ 45,084.63	\$ 44,510.71	-1.27%	\$ 152,364.50	\$ 151,790.58	-0.38%
MGS-S Customer 7858	\$ 3,910.21	-3.35%	\$ 10,588.18	\$ 10,452.68	-1.28%	\$ 33,203.24	\$ 33,067.74	-0.41%
MGS-S Customer 7859	\$ 2,284.85	-2.96%	\$ 5,415.71	\$ 5,346.00	-1.29%	\$ 15,538.33	\$ 15,468.62	-0.45%
MGS-S Customer 7860	\$ 2,053.38	-2.85%	\$ 4,663.24	\$ 4,602.98	-1.29%	\$ 12,450.65	\$ 12,390.39	-0.48%
MGS-S Customer 7861	\$ 1,995.97	-3.05%	\$ 4,848.21	\$ 4,785.39	-1.30%	\$ 11,804.58	\$ 11,741.76	-0.53%
MGS-S Customer 7862	\$ 5,111.00	-3.48%	\$ 14,551.48	\$ 14,367.34	-1.27%	\$ 53,264.01	\$ 53,079.87	-0.35%
MGS-S Customer 7863	\$ 2,505.77	-3.04%	\$ 6,196.69	\$ 6,118.16	-1.27%	\$ 22,129.62	\$ 22,051.09	-0.35%
MGS-S Customer 7864	\$ 5,844.17	-3.52%	\$ 16,530.78	\$ 16,317.28	-1.29%	\$ 44,283.14	\$ 44,069.64	-0.48%
MGS-S Customer 7865	\$ 1,109.03	-2.38%	\$ 2,086.05	\$ 2,059.00	-1.30%	\$ 4,873.06	\$ 4,846.01	-0.56%
MGS-S Customer 7866	\$ 5,152.33	-3.48%	\$ 14,570.90	\$ 14,385.28	-1.27%	\$ 48,562.06	\$ 48,376.44	-0.38%
MGS-S Customer 7867	\$ 9,396.25	-3.66%	\$ 26,978.89	\$ 26,621.58	-1.32%	\$ 39,945.53	\$ 39,588.22	-0.89%
MGS-S Customer 7868	\$ 1,575.07	-2.53%	\$ 3,177.29	\$ 3,136.48	-1.28%	\$ 9,278.28	\$ 9,237.47	-0.44%
MGS-S Customer 7869	\$ 2,782.04	-3.12%	\$ 7,000.56	\$ 6,910.90	-1.28%	\$ 21,521.64	\$ 21,431.98	-0.42%
MGS-S Customer 7870	\$ 3,052.72	-3.36%	\$ 8,278.50	\$ 8,172.33	-1.28%	\$ 25,242.77	\$ 25,136.60	-0.42%
MGS-S Customer 7871	\$ 2,395.02	-3.21%	\$ 6,131.09	\$ 6,051.56	-1.30%	\$ 15,423.35	\$ 15,343.82	-0.52%
MGS-S Customer 7872	\$ 1,535.73	-2.82%	\$ 3,421.94	\$ 3,377.43	-1.30%	\$ 7,953.64	\$ 7,909.13	-0.56%
MGS-S Customer 7873	\$ 1,732.26	-2.94%	\$ 4,072.57	\$ 4,020.08	-1.29%	\$ 11,281.81	\$ 11,229.32	-0.47%
MGS-S Customer 7874	\$ 2,594.60	-3.07%	\$ 6,505.73	\$ 6,423.62	-1.26%	\$ 24,454.27	\$ 24,372.16	-0.34%
MGS-S Customer 7875	\$ 1,779.23	-2.97%	\$ 4,233.08	\$ 4,178.64	-1.29%	\$ 12,237.36	\$ 12,182.92	-0.44%
MGS-S Customer 7876	\$ 2,545.45	-3.25%	\$ 6,595.66	\$ 6,510.26	-1.29%	\$ 16,902.24	\$ 16,816.84	-0.51%
MGS-S Customer 7877	\$ 3,180.07	-3.21%	\$ 8,155.77	\$ 8,050.22	-1.29%	\$ 20,793.33	\$ 20,687.78	-0.51%

Customer	Distribution 8/25 Prices	Distribution % Difference	Delivery 1/25 Prices	Delivery 8/25 Prices	Delivery % Difference	Bundled 1/25 Prices	Bundled 8/25 Prices	Bundled % Difference
MGS-S Customer 7878	\$ 1,673.25	-2.64%	\$ 3,415.80	\$ 3,370.37	-1.33%	\$ 8,146.32	\$ 8,100.89	-0.56%
MGS-S Customer 7879	\$ 10,447.96	-3.69%	\$ 31,647.15	\$ 31,247.39	-1.26%	\$ 118,652.08	\$ 118,252.32	-0.34%
MGS-S Customer 7880	\$ 4,071.16	-3.36%	\$ 11,116.76	\$ 10,975.08	-1.27%	\$ 36,590.70	\$ 36,449.02	-0.39%
MGS-S Customer 7881	\$ 1,647.23	-2.58%	\$ 3,348.59	\$ 3,304.93	-1.30%	\$ 7,302.68	\$ 7,259.02	-0.60%
MGS-S Customer 7882	\$ 1,900.27	-3.03%	\$ 4,581.54	\$ 4,522.25	-1.29%	\$ 11,842.88	\$ 11,783.59	-0.50%
MGS-S Customer 7883	\$ 13,530.60	-3.73%	\$ 41,290.11	\$ 40,765.19	-1.27%	\$ 141,933.55	\$ 141,408.63	-0.37%
MGS-S Customer 7884	\$ 2,319.19	-3.19%	\$ 6,008.34	\$ 5,932.04	-1.27%	\$ 20,918.95	\$ 20,842.65	-0.36%
MGS-S Customer 7885	\$ 1,278.74	-2.60%	\$ 2,724.60	\$ 2,690.43	-1.25%	\$ 11,033.85	\$ 10,999.68	-0.31%
MGS-S Customer 7886	\$ 1,905.99	-2.77%	\$ 4,184.14	\$ 4,129.94	-1.30%	\$ 10,564.62	\$ 10,510.42	-0.51%
MGS-S Customer 7887	\$ 3,571.05	-3.43%	\$ 10,076.63	\$ 9,949.72	-1.26%	\$ 38,880.22	\$ 38,753.31	-0.33%
MGS-S Customer 7888	\$ 1,729.45	-2.65%	\$ 3,619.47	\$ 3,572.45	-1.30%	\$ 8,588.57	\$ 8,541.55	-0.55%
MGS-S Customer 7889	\$ 2,310.62	-2.97%	\$ 5,466.83	\$ 5,396.17	-1.29%	\$ 14,498.23	\$ 14,427.57	-0.49%
MGS-S Customer 7890	\$ 2,900.69	-3.33%	\$ 8,094.09	\$ 7,994.32	-1.23%	\$ 39,169.01	\$ 39,069.24	-0.25%
MGS-S Customer 7891	\$ 2,417.15	-3.20%	\$ 6,170.84	\$ 6,090.90	-1.30%	\$ 15,321.65	\$ 15,241.71	-0.52%
MGS-S Customer 7892	\$ 2,521.56	-3.04%	\$ 6,071.03	\$ 5,991.85	-1.30%	\$ 13,488.68	\$ 13,409.50	-0.59%
MGS-S Customer 7893	\$ 1,054.87	-2.32%	\$ 1,953.82	\$ 1,928.82	-1.28%	\$ 5,957.62	\$ 5,932.62	-0.42%
MGS-S Customer 7894	\$ 4,232.05	-3.39%	\$ 11,838.82	\$ 11,690.46	-1.25%	\$ 48,412.33	\$ 48,263.97	-0.31%
MGS-S Customer 7895	\$ 1,791.75	-2.69%	\$ 3,784.85	\$ 3,735.33	-1.31%	\$ 7,681.01	\$ 7,631.49	-0.64%
MGS-S Customer 7896	\$ 3,649.20	-3.30%	\$ 9,749.12	\$ 9,624.49	-1.28%	\$ 30,689.88	\$ 30,565.25	-0.41%
MGS-S Customer 7897	\$ 2,144.82	-2.89%	\$ 4,915.76	\$ 4,851.83	-1.30%	\$ 11,588.76	\$ 11,524.83	-0.55%
MGS-S Customer 7898	\$ 8,469.64	-3.64%	\$ 25,536.73	\$ 25,216.81	-1.25%	\$ 105,320.19	\$ 105,000.27	-0.30%
MGS-S Customer 7899	\$ 4,250.26	-3.39%	\$ 11,609.82	\$ 11,460.84	-1.28%	\$ 34,540.25	\$ 34,391.27	-0.43%
MGS-S Customer 7900	\$ 1,597.98	-2.86%	\$ 3,646.11	\$ 3,599.13	-1.29%	\$ 10,051.50	\$ 10,004.52	-0.47%
MGS-S Customer 7901	\$ 1,367.32	-2.68%	\$ 2,892.53	\$ 2,854.89	-1.30%	\$ 6,565.19	\$ 6,527.55	-0.57%
MGS-S Customer 7902	\$ 2,095.41	-2.87%	\$ 4,728.51	\$ 4,666.64	-1.31%	\$ 9,704.24	\$ 9,642.37	-0.64%
MGS-S Customer 7903	\$ 1,657.72	-2.60%	\$ 3,453.59	\$ 3,409.29	-1.28%	\$ 10,479.09	\$ 10,434.79	-0.42%
MGS-S Customer 7904	\$ 1,888.37	-2.75%	\$ 4,093.53	\$ 4,040.17	-1.30%	\$ 8,967.33	\$ 8,913.97	-0.60%
MGS-S Customer 7905	\$ 9,783.53	-3.67%	\$ 29,841.84	\$ 29,469.13	-1.25%	\$ 126,390.07	\$ 126,017.36	-0.29%
MGS-S Customer 7906	\$ 5,959.80	-3.53%	\$ 17,126.20	\$ 16,908.15	-1.27%	\$ 57,228.18	\$ 57,010.13	-0.38%
MGS-S Customer 7907	\$ 3,835.68	-3.34%	\$ 10,702.91	\$ 10,570.52	-1.24%	\$ 50,225.11	\$ 50,092.72	-0.26%
MGS-S Customer 7908	\$ 2,052.39	-3.10%	\$ 4,999.69	\$ 4,934.12	-1.31%	\$ 9,876.69	\$ 9,811.12	-0.66%
MGS-S Customer 7909	\$ 2,094.74	-3.17%	\$ 4,395.75	\$ 4,327.17	-1.56%	\$ 13,171.20	\$ 13,102.62	-0.52%
MGS-S Customer 7910	\$ 1,720.93	-2.93%	\$ 4,032.45	\$ 3,980.42	-1.29%	\$ 10,943.46	\$ 10,891.43	-0.48%
MGS-S Customer 7911	\$ 1,521.54	-2.80%	\$ 3,389.56	\$ 3,345.65	-1.30%	\$ 8,508.57	\$ 8,464.66	-0.52%
MGS-S Customer 7912	\$ 1,691.29	-2.62%	\$ 3,530.55	\$ 3,485.11	-1.29%	\$ 9,896.06	\$ 9,850.62	-0.46%
MGS-S Customer 7913	\$ 2,157.63	-3.13%	\$ 5,299.41	\$ 5,229.68	-1.32%	\$ 9,493.69	\$ 9,423.96	-0.73%
MGS-S Customer 7914	\$ 2,288.73	-3.17%	\$ 5,852.36	\$ 5,777.34	-1.28%	\$ 17,732.47	\$ 17,657.45	-0.42%
MGS-S Customer 7915	\$ 1,862.48	-3.01%	\$ 4,455.95	\$ 4,398.13	-1.30%	\$ 11,009.43	\$ 10,951.61	-0.53%
MGS-S Customer 7916	\$ 1,301.07	-2.61%	\$ 2,661.96	\$ 2,627.07	-1.31%	\$ 5,034.07	\$ 4,999.18	-0.69%
MGS-S Customer 7917	\$ 1,710.43	-2.64%	\$ 3,518.34	\$ 3,472.02	-1.32%	\$ 6,178.40	\$ 6,132.08	-0.75%

Internal Use

Customer	Distribution 8/25 Prices	Distribution % Difference	Delivery 1/25 Prices	Delivery 8/25 Prices	Delivery % Difference	Bundled 1/25 Prices	Bundled 8/25 Prices	Bundled % Difference
MGS-S Customer 7918	\$ 4,101.87	-3.37%	\$ 11,237.30	\$ 11,094.31	-1.27%	\$ 37,874.45	\$ 37,731.46	-0.38%
MGS-S Customer 7919	\$ 2,004.97	-2.82%	\$ 4,519.31	\$ 4,461.05	-1.29%	\$ 12,504.06	\$ 12,445.80	-0.47%
MGS-S Customer 7920	\$ 2,511.59	-3.21%	\$ 6,414.04	\$ 6,330.75	-1.30%	\$ 14,650.17	\$ 14,566.88	-0.57%
MGS-S Customer 7921	\$ 2,734.45	-3.11%	\$ 6,824.63	\$ 6,736.91	-1.29%	\$ 19,799.50	\$ 19,711.78	-0.44%
MGS-S Customer 7922	\$ 2,981.55	-3.17%	\$ 7,628.45	\$ 7,530.82	-1.28%	\$ 23,586.63	\$ 23,489.00	-0.41%
MGS-S Customer 7923	\$ 2,759.03	-3.30%	\$ 7,234.25	\$ 7,140.21	-1.30%	\$ 17,153.82	\$ 17,059.78	-0.55%
MGS-S Customer 7924	\$ 4,945.19	-3.46%	\$ 14,196.48	\$ 14,019.27	-1.25%	\$ 60,601.01	\$ 60,423.80	-0.29%
MGS-S Customer 7925	\$ 2,155.53	-2.90%	\$ 5,076.53	\$ 5,012.18	-1.27%	\$ 18,075.16	\$ 18,010.81	-0.36%
MGS-S Customer 7926	\$ 2,766.66	-3.30%	\$ 7,269.12	\$ 7,174.79	-1.30%	\$ 17,818.40	\$ 17,724.07	-0.53%
MGS-S Customer 7927	\$ 2,303.39	-2.97%	\$ 5,333.45	\$ 5,262.83	-1.32%	\$ 8,304.31	\$ 8,233.69	-0.85%
MGS-S Customer 7928	\$ 710.18	-1.55%	\$ 839.90	\$ 828.74	-1.33%	\$ 1,082.71	\$ 1,071.55	-1.03%
MGS-S Customer 7929	\$ 3,450.81	-3.27%	\$ 9,079.66	\$ 8,962.90	-1.29%	\$ 26,243.78	\$ 26,127.02	-0.44%
MGS-S Customer 7930	\$ 3,381.89	-3.26%	\$ 8,913.46	\$ 8,799.58	-1.28%	\$ 28,356.57	\$ 28,242.69	-0.40%
MGS-S Customer 7931	\$ 3,412.74	-3.26%	\$ 9,192.03	\$ 9,076.88	-1.25%	\$ 37,666.54	\$ 37,551.39	-0.31%
MGS-S Customer 7932	\$ 4,562.59	-3.43%	\$ 12,827.75	\$ 12,665.83	-1.26%	\$ 48,414.03	\$ 48,252.11	-0.33%
MGS-S Customer 7933	\$ 2,388.51	-3.00%	\$ 5,691.05	\$ 5,617.28	-1.30%	\$ 14,270.88	\$ 14,197.11	-0.52%
MGS-S Customer 7934	\$ 2,796.29	-3.13%	\$ 7,021.45	\$ 6,931.20	-1.29%	\$ 20,394.87	\$ 20,304.62	-0.44%
MGS-S Customer 7935	\$ 1,331.07	-2.27%	\$ 2,408.56	\$ 2,377.58	-1.29%	\$ 6,904.04	\$ 6,873.06	-0.45%
MGS-S Customer 7936	\$ 2,001.74	-3.07%	\$ 4,911.49	\$ 4,848.14	-1.29%	\$ 13,378.08	\$ 13,314.73	-0.47%
MGS-S Customer 7937	\$ 3,855.53	-3.34%	\$ 10,525.45	\$ 10,392.16	-1.27%	\$ 38,145.26	\$ 38,011.97	-0.35%
MGS-S Customer 7938	\$ 5,982.84	-3.54%	\$ 17,149.95	\$ 16,930.26	-1.28%	\$ 53,248.13	\$ 53,028.44	-0.41%
MGS-S Customer 7939	\$ 2,088.07	-2.87%	\$ 4,732.64	\$ 4,671.02	-1.30%	\$ 10,868.26	\$ 10,806.64	-0.57%
MGS-S Customer 7940	\$ 1,265.40	-2.58%	\$ 2,541.30	\$ 2,507.80	-1.32%	\$ 4,157.56	\$ 4,124.06	-0.81%
MGS-S Customer 7941	\$ 2,994.21	-3.18%	\$ 7,759.91	\$ 7,661.65	-1.27%	\$ 27,995.89	\$ 27,897.63	-0.35%
MGS-S Customer 7942	\$ 3,036.21	-3.19%	\$ 7,634.01	\$ 7,534.01	-1.31%	\$ 15,379.03	\$ 15,279.03	-0.65%
MGS-S Customer 7943	\$ 2,619.86	-3.07%	\$ 6,367.53	\$ 6,284.55	-1.30%	\$ 14,175.62	\$ 14,092.64	-0.59%
MGS-S Customer 7944	\$ 1,244.46	-2.16%	\$ 2,113.34	\$ 2,085.89	-1.30%	\$ 5,047.75	\$ 5,020.30	-0.54%
MGS-S Customer 7945	\$ 1,501.33	-2.79%	\$ 3,410.18	\$ 3,367.09	-1.26%	\$ 12,534.36	\$ 12,491.27	-0.34%
MGS-S Customer 7946	\$ 1,904.32	-2.77%	\$ 4,192.22	\$ 4,137.89	-1.30%	\$ 10,726.16	\$ 10,671.83	-0.51%
MGS-S Customer 7947	\$ 2,051.39	-3.08%	\$ 5,084.67	\$ 5,019.47	-1.28%	\$ 15,072.91	\$ 15,007.71	-0.43%
MGS-S Customer 7948	\$ 8,965.37	-3.66%	\$ 27,003.75	\$ 26,663.61	-1.26%	\$ 108,633.71	\$ 108,293.57	-0.31%
MGS-S Customer 7949	\$ 2,410.91	-3.00%	\$ 5,871.65	\$ 5,796.99	-1.27%	\$ 20,037.15	\$ 19,962.49	-0.37%
MGS-S Customer 7950	\$ 2,237.76	-2.94%	\$ 5,230.23	\$ 5,162.51	-1.29%	\$ 13,448.07	\$ 13,380.35	-0.50%
MGS-S Customer 7951	\$ 2,033.09	-3.08%	\$ 4,997.04	\$ 4,932.37	-1.29%	\$ 12,895.40	\$ 12,830.73	-0.50%
MGS-S Customer 7952	\$ 911.51	-2.08%	\$ 1,486.97	\$ 1,467.65	-1.30%	\$ 3,543.72	\$ 3,524.40	-0.55%
MGS-S Customer 7953	\$ 20,757.18	-3.83%	\$ 61,413.39	\$ 60,586.12	-1.35%	\$ 104,495.36	\$ 103,668.09	-0.79%
MGS-S Customer 7954	\$ 1,491.26	-2.78%	\$ 3,328.68	\$ 3,285.97	-1.28%	\$ 9,873.93	\$ 9,831.22	-0.43%
MGS-S Customer 7955	\$ 4,695.18	-3.54%	\$ 14,063.21	\$ 13,890.76	-1.23%	\$ 71,462.31	\$ 71,289.86	-0.24%
MGS-S Customer 7956	\$ 2,120.32	-3.12%	\$ 5,353.80	\$ 5,285.45	-1.28%	\$ 17,438.33	\$ 17,369.98	-0.39%
MGS-S Customer 7957	\$ 3,649.61	-3.30%	\$ 9,900.41	\$ 9,775.72	-1.26%	\$ 38,077.83	\$ 37,953.14	-0.33%

Customer	Distribution 8/25 Prices	Distribution % Difference	Delivery 1/25 Prices	Delivery 8/25 Prices	Delivery % Difference	Bundled 1/25 Prices	Bundled 8/25 Prices	Bundled % Difference
MGS-S Customer 7958	\$ 777.98	-1.76%	\$ 1,053.06	\$ 1,039.14	-1.32%	\$ 1,651.34	\$ 1,637.42	-0.84%
MGS-S Customer 7959	\$ 2,429.87	-3.22%	\$ 6,125.25	\$ 6,044.46	-1.32%	\$ 10,326.50	\$ 10,245.71	-0.78%
MGS-S Customer 7960	\$ 1,455.28	-2.77%	\$ 3,213.01	\$ 3,171.56	-1.29%	\$ 8,968.59	\$ 8,927.14	-0.46%
MGS-S Customer 7961	\$ 2,129.64	-2.88%	\$ 4,816.44	\$ 4,753.20	-1.31%	\$ 9,049.79	\$ 8,986.55	-0.70%
MGS-S Customer 7962	\$ 1,830.98	-3.00%	\$ 4,374.13	\$ 4,317.58	-1.29%	\$ 11,557.66	\$ 11,501.11	-0.49%
MGS-S Customer 7963	\$ 1,981.73	-2.81%	\$ 4,485.81	\$ 4,428.51	-1.28%	\$ 14,332.25	\$ 14,274.95	-0.40%
MGS-S Customer 7964	\$ 4,585.29	-3.49%	\$ 12,466.25	\$ 12,300.49	-1.33%	\$ 36,059.41	\$ 35,893.65	-0.46%
MGS-S Customer 7965	\$ 7,076.30	-3.66%	\$ 20,688.50	\$ 20,419.66	-1.30%	\$ 82,322.32	\$ 82,053.48	-0.33%
MGS-S Customer 7966	\$ 1,480.30	-2.76%	\$ 3,249.31	\$ 3,207.22	-1.30%	\$ 7,966.11	\$ 7,924.02	-0.53%
MGS-S Customer 7967	\$ 2,286.95	-2.96%	\$ 5,364.24	\$ 5,294.49	-1.30%	\$ 12,773.10	\$ 12,703.35	-0.55%
MGS-S Customer 7968	\$ 2,588.20	-3.07%	\$ 6,388.40	\$ 6,306.51	-1.28%	\$ 19,460.85	\$ 19,378.96	-0.42%
MGS-S Customer 7969	\$ 2,300.70	-2.96%	\$ 5,408.81	\$ 5,338.52	-1.30%	\$ 13,009.63	\$ 12,939.34	-0.54%
MGS-S Customer 7970	\$ 1,747.40	-2.66%	\$ 3,659.57	\$ 3,611.82	-1.30%	\$ 7,937.14	\$ 7,889.39	-0.60%
MGS-S Customer 7971	\$ 2,227.72	-3.15%	\$ 5,637.24	\$ 5,564.68	-1.29%	\$ 16,026.09	\$ 15,953.53	-0.45%
MGS-S Customer 7972	\$ 2,598.88	-3.27%	\$ 6,740.13	\$ 6,652.37	-1.30%	\$ 15,698.40	\$ 15,610.64	-0.56%
MGS-S Customer 7973	\$ 1,900.76	-2.76%	\$ 4,201.33	\$ 4,147.36	-1.28%	\$ 12,263.20	\$ 12,209.23	-0.44%
MGS-S Customer 7974	\$ 1,778.21	-2.68%	\$ 3,788.35	\$ 3,739.33	-1.29%	\$ 9,741.14	\$ 9,692.12	-0.50%
MGS-S Customer 7975	\$ 1,302.01	-2.24%	\$ 2,349.55	\$ 2,319.73	-1.27%	\$ 8,215.28	\$ 8,185.46	-0.36%
MGS-S Customer 7976	\$ 2,018.59	-3.08%	\$ 4,924.34	\$ 4,860.16	-1.30%	\$ 11,175.48	\$ 11,111.30	-0.57%
MGS-S Customer 7977	\$ 2,948.80	-3.17%	\$ 7,408.98	\$ 7,312.47	-1.30%	\$ 16,970.56	\$ 16,874.05	-0.57%
MGS-S Customer 7978	\$ 2,127.33	-3.12%	\$ 5,354.04	\$ 5,285.48	-1.28%	\$ 16,591.41	\$ 16,522.85	-0.41%
MGS-S Customer 7979	\$ 2,140.58	-2.89%	\$ 4,989.83	\$ 4,926.12	-1.28%	\$ 16,047.58	\$ 15,983.87	-0.40%
MGS-S Customer 7980	\$ 2,661.91	-3.08%	\$ 6,557.58	\$ 6,472.89	-1.29%	\$ 17,416.97	\$ 17,332.28	-0.49%
MGS-S Customer 7981	\$ 4,348.35	-3.41%	\$ 11,906.67	\$ 11,753.21	-1.29%	\$ 33,616.77	\$ 33,463.31	-0.46%
MGS-S Customer 7982	\$ 8,446.73	-3.77%	\$ 24,633.03	\$ 24,302.17	-1.34%	\$ 97,259.02	\$ 96,928.16	-0.34%
MGS-S Customer 7983	\$ 2,144.79	-2.89%	\$ 4,975.54	\$ 4,911.64	-1.28%	\$ 14,637.33	\$ 14,573.43	-0.44%
MGS-S Customer 7984	\$ 2,605.42	-3.07%	\$ 6,524.70	\$ 6,442.15	-1.27%	\$ 23,801.37	\$ 23,718.82	-0.35%
MGS-S Customer 7985	\$ 2,313.67	-3.18%	\$ 5,900.28	\$ 5,824.27	-1.29%	\$ 16,495.61	\$ 16,419.60	-0.46%
MGS-S Customer 7986	\$ 6,939.94	-3.64%	\$ 20,254.73	\$ 19,992.42	-1.30%	\$ 80,878.46	\$ 80,616.15	-0.32%
MGS-S Customer 7987	\$ 2,872.43	-3.14%	\$ 7,339.46	\$ 7,246.32	-1.27%	\$ 25,479.96	\$ 25,386.82	-0.37%
MGS-S Customer 7988	\$ 3,530.61	-3.28%	\$ 9,384.72	\$ 9,264.82	-1.28%	\$ 29,883.62	\$ 29,763.72	-0.40%
MGS-S Customer 7989	\$ 2,399.79	-3.00%	\$ 5,753.07	\$ 5,678.85	-1.29%	\$ 15,737.89	\$ 15,663.67	-0.47%
MGS-S Customer 7990	\$ 5,608.74	-3.51%	\$ 15,754.55	\$ 15,550.66	-1.29%	\$ 40,572.62	\$ 40,368.73	-0.50%
MGS-S Customer 7991	\$ 3,868.68	-3.47%	\$ 10,963.68	\$ 10,824.44	-1.27%	\$ 38,423.52	\$ 38,284.28	-0.36%
MGS-S Customer 7992	\$ 1,014.93	-2.26%	\$ 1,833.26	\$ 1,809.73	-1.28%	\$ 5,501.58	\$ 5,478.05	-0.43%
MGS-S Customer 7993	\$ 5,740.86	-3.51%	\$ 16,389.35	\$ 16,180.39	-1.27%	\$ 53,401.64	\$ 53,192.68	-0.39%
MGS-S Customer 7994	\$ 2,733.21	-3.11%	\$ 6,751.95	\$ 6,664.20	-1.30%	\$ 16,137.57	\$ 16,049.82	-0.54%
MGS-S Customer 7995	\$ 2,824.40	-3.13%	\$ 7,029.43	\$ 6,938.12	-1.30%	\$ 16,819.54	\$ 16,728.23	-0.54%
MGS-S Customer 7996	\$ 3,010.91	-3.18%	\$ 7,695.92	\$ 7,597.18	-1.28%	\$ 22,797.01	\$ 22,698.27	-0.43%
MGS-S Customer 7997	\$ 2,023.16	-3.07%	\$ 4,989.15	\$ 4,924.97	-1.29%	\$ 14,203.37	\$ 14,139.19	-0.45%

Internal Use

Customer	Distribution 8/25 Prices	Distribution % Difference	Delivery 1/25 Prices	Delivery 8/25 Prices	Delivery % Difference	Bundled 1/25 Prices	Bundled 8/25 Prices	Bundled % Difference
MGS-S Customer 7998	\$ 2,081.24	-2.87%	\$ 4,790.17	\$ 4,728.70	-1.28%	\$ 14,461.45	\$ 14,399.98	-0.43%
MGS-S Customer 7999	\$ 3,724.39	-3.45%	\$ 10,519.44	\$ 10,386.25	-1.27%	\$ 38,098.12	\$ 37,964.93	-0.35%
MGS-S Customer 8000	\$ 1,722.58	-2.93%	\$ 4,081.05	\$ 4,028.96	-1.28%	\$ 13,179.64	\$ 13,127.55	-0.40%
MGS-S Customer 8001	\$ 2,878.06	-3.15%	\$ 7,451.82	\$ 7,358.32	-1.25%	\$ 29,938.22	\$ 29,844.72	-0.31%
MGS-S Customer 8002	\$ 2,411.55	-3.00%	\$ 5,833.45	\$ 5,758.93	-1.28%	\$ 18,429.88	\$ 18,355.36	-0.40%
MGS-S Customer 8003	\$ 2,397.07	-3.21%	\$ 5,974.34	\$ 5,894.85	-1.33%	\$ 7,580.32	\$ 7,500.83	-1.05%
MGS-S Customer 8004	\$ 6,924.62	-3.59%	\$ 20,136.11	\$ 19,878.34	-1.28%	\$ 63,053.54	\$ 62,795.77	-0.41%
MGS-S Customer 8005	\$ 1,877.58	-2.75%	\$ 4,058.73	\$ 4,005.67	-1.31%	\$ 8,481.88	\$ 8,428.82	-0.63%
MGS-S Customer 8006	\$ 975.76	-1.67%	\$ 1,242.47	\$ 1,225.86	-1.34%	\$ 1,243.50	\$ 1,226.89	-1.34%
MGS-S Customer 8007	\$ 2,400.04	-3.00%	\$ 5,831.36	\$ 5,757.25	-1.27%	\$ 19,898.93	\$ 19,824.82	-0.37%
MGS-S Customer 8008	\$ 1,895.36	-3.02%	\$ 4,455.81	\$ 4,396.70	-1.33%	\$ 6,227.13	\$ 6,168.02	-0.95%
MGS-S Customer 8009	\$ 2,423.65	-3.19%	\$ 6,212.97	\$ 6,133.08	-1.29%	\$ 17,229.13	\$ 17,149.24	-0.46%
MGS-S Customer 8010	\$ 3,523.10	-3.27%	\$ 9,092.68	\$ 8,973.40	-1.31%	\$ 17,168.84	\$ 17,049.56	-0.69%
MGS-S Customer 8011	\$ 2,541.71	-3.05%	\$ 6,220.45	\$ 6,140.58	-1.28%	\$ 18,300.40	\$ 18,220.53	-0.44%
MGS-S Customer 8012	\$ 1,549.13	-2.83%	\$ 3,520.55	\$ 3,475.51	-1.28%	\$ 10,930.89	\$ 10,885.85	-0.41%
MGS-S Customer 8013	\$ 1,961.46	-3.04%	\$ 4,721.96	\$ 4,660.54	-1.30%	\$ 10,607.11	\$ 10,545.69	-0.58%
MGS-S Customer 8014	\$ 1,348.17	-2.66%	\$ 2,804.64	\$ 2,767.80	-1.31%	\$ 5,095.97	\$ 5,059.13	-0.72%
MGS-S Customer 8015	\$ 5,062.49	-3.74%	\$ 13,388.01	\$ 13,191.19	-1.47%	\$ 44,284.91	\$ 44,088.09	-0.44%
MGS-S Customer 8016	\$ 1,726.05	-2.92%	\$ 3,993.69	\$ 3,941.70	-1.30%	\$ 8,856.75	\$ 8,804.76	-0.59%
MGS-S Customer 8017	\$ 1,944.62	-2.79%	\$ 4,260.96	\$ 4,205.21	-1.31%	\$ 8,721.81	\$ 8,666.06	-0.64%
MGS-S Customer 8018	\$ 1,672.04	-2.89%	\$ 3,812.91	\$ 3,763.21	-1.30%	\$ 8,077.34	\$ 8,027.64	-0.62%
MGS-S Customer 8019	\$ 14,516.87	-3.74%	\$ 44,076.38	\$ 43,512.15	-1.28%	\$ 136,511.12	\$ 135,946.89	-0.41%
MGS-S Customer 8020	\$ 3,111.81	-3.20%	\$ 8,191.49	\$ 8,088.47	-1.26%	\$ 32,134.41	\$ 32,031.39	-0.32%
MGS-S Customer 8021	\$ 4,868.31	-3.46%	\$ 13,349.01	\$ 13,174.54	-1.31%	\$ 28,733.47	\$ 28,559.00	-0.61%
MGS-S Customer 8022	\$ 4,585.48	-3.43%	\$ 12,630.50	\$ 12,467.57	-1.29%	\$ 34,953.05	\$ 34,790.12	-0.47%
MGS-S Customer 8023	\$ 3,350.87	-3.25%	\$ 8,734.47	\$ 8,621.96	-1.29%	\$ 24,283.47	\$ 24,170.96	-0.46%
MGS-S Customer 8024	\$ 20,818.82	-3.79%	\$ 64,810.32	\$ 63,990.93	-1.26%	\$ 238,710.48	\$ 237,891.09	-0.34%
MGS-S Customer 8025	\$ 1,827.80	-2.99%	\$ 4,503.72	\$ 4,447.34	-1.25%	\$ 18,622.94	\$ 18,566.56	-0.30%
MGS-S Customer 8026	\$ 4,546.96	-3.56%	\$ 11,802.93	\$ 11,635.16	-1.42%	\$ 19,060.96	\$ 18,893.19	-0.88%
MGS-S Customer 8027	\$ 2,994.34	-3.18%	\$ 7,773.64	\$ 7,675.33	-1.26%	\$ 28,527.35	\$ 28,429.04	-0.34%
MGS-S Customer 8028	\$ 1,765.04	-2.68%	\$ 3,838.21	\$ 3,789.68	-1.26%	\$ 14,080.81	\$ 14,032.28	-0.34%
MGS-S Customer 8029	\$ 2,469.74	-3.02%	\$ 5,938.83	\$ 5,861.80	-1.30%	\$ 14,686.86	\$ 14,609.83	-0.52%
MGS-S Customer 8030	\$ 11,743.13	-3.71%	\$ 35,466.16	\$ 35,014.07	-1.27%	\$ 116,913.30	\$ 116,461.21	-0.39%
MGS-S Customer 8031	\$ 7,686.96	-3.89%	\$ 20,954.82	\$ 20,643.89	-1.48%	\$ 59,182.87	\$ 58,871.94	-0.53%
MGS-S Customer 8032	\$ 10,318.20	-3.68%	\$ 31,183.52	\$ 30,788.90	-1.27%	\$ 113,556.20	\$ 113,161.58	-0.35%
MGS-S Customer 8033	\$ 4,073.87	-3.36%	\$ 10,920.88	\$ 10,779.18	-1.30%	\$ 26,593.28	\$ 26,451.58	-0.53%
MGS-S Customer 8034	\$ 3,938.02	-3.35%	\$ 10,828.48	\$ 10,691.99	-1.26%	\$ 41,428.29	\$ 41,291.80	-0.33%
MGS-S Customer 8035	\$ 1,071.94	-1.88%	\$ 1,580.65	\$ 1,560.12	-1.30%	\$ 3,840.67	\$ 3,820.14	-0.53%
MGS-S Customer 8036	\$ 4,950.80	-3.46%	\$ 13,988.28	\$ 13,810.98	-1.27%	\$ 49,720.81	\$ 49,543.51	-0.36%
MGS-S Customer 8037	\$ 4,216.51	-3.38%	\$ 11,727.65	\$ 11,579.94	-1.26%	\$ 45,220.62	\$ 45,072.91	-0.33%

Internal Use

Customer	Distribution 8/25 Prices	Distribution % Difference	Delivery 1/25 Prices	Delivery 8/25 Prices	Delivery % Difference	Bundled 1/25 Prices	Bundled 8/25 Prices	Bundled % Difference
MGS-S Customer 8038	\$ 12,363.34	-3.72%	\$ 37,114.40	\$ 36,636.86	-1.29%	\$ 106,513.58	\$ 106,036.04	-0.45%
MGS-S Customer 8039	\$ 2,222.56	-3.15%	\$ 5,635.72	\$ 5,563.43	-1.28%	\$ 16,862.70	\$ 16,790.41	-0.43%
MGS-S Customer 8040	\$ 2,274.37	-3.17%	\$ 5,721.44	\$ 5,647.06	-1.30%	\$ 13,484.51	\$ 13,410.13	-0.55%
MGS-S Customer 8041	\$ 6,002.29	-3.53%	\$ 17,308.95	\$ 17,089.08	-1.27%	\$ 59,815.03	\$ 59,595.16	-0.37%
MGS-S Customer 8042	\$ 3,051.36	-3.20%	\$ 7,835.37	\$ 7,734.66	-1.29%	\$ 22,941.37	\$ 22,840.66	-0.44%
MGS-S Customer 8043	\$ 3,265.26	-3.39%	\$ 9,304.62	\$ 9,190.09	-1.23%	\$ 45,634.98	\$ 45,520.45	-0.25%
MGS-S Customer 8044	\$ 3,084.31	-3.19%	\$ 7,908.92	\$ 7,807.12	-1.29%	\$ 22,351.85	\$ 22,250.05	-0.46%
MGS-S Customer 8045	\$ 3,619.53	-3.30%	\$ 9,628.72	\$ 9,505.16	-1.28%	\$ 28,744.57	\$ 28,621.01	-0.43%
MGS-S Customer 8046	\$ 3,687.30	-3.31%	\$ 9,909.16	\$ 9,782.92	-1.27%	\$ 32,876.16	\$ 32,749.92	-0.38%
MGS-S Customer 8047	\$ 2,774.44	-3.12%	\$ 6,828.88	\$ 6,739.57	-1.31%	\$ 14,141.75	\$ 14,052.44	-0.63%
MGS-S Customer 8048	\$ 1,888.90	-3.02%	\$ 4,444.54	\$ 4,385.65	-1.32%	\$ 6,501.06	\$ 6,442.17	-0.91%
MGS-S Customer 8049	\$ 1,846.26	-2.73%	\$ 4,021.24	\$ 3,969.36	-1.29%	\$ 11,058.05	\$ 11,006.17	-0.47%
MGS-S Customer 8050	\$ 2,255.23	-3.16%	\$ 5,749.90	\$ 5,676.29	-1.28%	\$ 17,732.39	\$ 17,658.78	-0.42%
MGS-S Customer 8051	\$ 2,622.72	-3.08%	\$ 6,402.90	\$ 6,319.59	-1.30%	\$ 14,996.10	\$ 14,912.79	-0.56%
MGS-S Customer 8052	\$ 3,753.35	-3.37%	\$ 9,937.44	\$ 9,806.35	-1.32%	\$ 29,279.99	\$ 29,148.90	-0.45%
MGS-S Customer 8053	\$ 5,546.95	-3.50%	\$ 15,683.95	\$ 15,482.81	-1.28%	\$ 46,809.37	\$ 46,608.23	-0.43%
MGS-S Customer 8054	\$ 5,379.16	-3.50%	\$ 15,143.08	\$ 14,947.92	-1.29%	\$ 42,653.20	\$ 42,458.04	-0.46%
MGS-S Customer 8055	\$ 12,398.78	-3.72%	\$ 36,517.31	\$ 36,038.15	-1.31%	\$ 70,933.53	\$ 70,454.37	-0.68%
MGS-S Customer 8056	\$ 5,510.02	-3.51%	\$ 15,789.55	\$ 15,589.29	-1.27%	\$ 56,065.21	\$ 55,864.95	-0.36%
MGS-S Customer 8057	\$ 2,094.77	-2.87%	\$ 4,736.97	\$ 4,675.11	-1.31%	\$ 10,158.55	\$ 10,096.69	-0.61%
MGS-S Customer 8058	\$ 1,795.97	-2.96%	\$ 4,222.47	\$ 4,167.70	-1.30%	\$ 10,061.80	\$ 10,007.03	-0.54%
MGS-S Customer 8059	\$ 1,576.81	-2.85%	\$ 3,562.02	\$ 3,515.79	-1.30%	\$ 8,727.42	\$ 8,681.19	-0.53%
MGS-S Customer 8060	\$ 2,020.35	-2.84%	\$ 4,608.91	\$ 4,549.78	-1.28%	\$ 14,129.36	\$ 14,070.23	-0.42%
MGS-S Customer 8061	\$ 1,700.77	-2.92%	\$ 3,924.07	\$ 3,872.97	-1.30%	\$ 8,813.30	\$ 8,762.20	-0.58%
MGS-S Customer 8062	\$ 9,457.55	-3.66%	\$ 28,507.98	\$ 28,148.24	-1.26%	\$ 107,468.74	\$ 107,109.00	-0.33%
MGS-S Customer 8063	\$ 5,900.63	-3.53%	\$ 17,039.76	\$ 16,824.00	-1.27%	\$ 61,410.63	\$ 61,194.87	-0.35%
MGS-S Customer 8064	\$ 1,812.25	-2.98%	\$ 4,310.25	\$ 4,254.61	-1.29%	\$ 11,516.40	\$ 11,460.76	-0.48%
MGS-S Customer 8065	\$ 2,469.72	-3.03%	\$ 6,160.40	\$ 6,083.35	-1.25%	\$ 25,708.63	\$ 25,631.58	-0.30%
MGS-S Customer 8066	\$ 1,892.80	-3.03%	\$ 4,615.64	\$ 4,556.59	-1.28%	\$ 14,501.73	\$ 14,442.68	-0.41%
MGS-S Customer 8067	\$ 3,212.21	-3.23%	\$ 8,443.57	\$ 8,336.49	-1.27%	\$ 29,857.95	\$ 29,750.87	-0.36%
MGS-S Customer 8068	\$ 2,765.12	-3.30%	\$ 7,312.82	\$ 7,218.52	-1.29%	\$ 20,151.60	\$ 20,057.30	-0.47%
MGS-S Customer 8069	\$ 2,284.76	-2.96%	\$ 5,306.14	\$ 5,236.50	-1.31%	\$ 10,242.33	\$ 10,172.69	-0.68%
MGS-S Customer 8070	\$ 6,115.83	-3.54%	\$ 17,721.66	\$ 17,496.99	-1.27%	\$ 63,125.47	\$ 62,900.80	-0.36%
MGS-S Customer 8071	\$ 8,472.30	-3.63%	\$ 25,071.24	\$ 24,751.85	-1.27%	\$ 82,861.23	\$ 82,541.84	-0.39%
MGS-S Customer 8072	\$ 3,351.07	-3.25%	\$ 8,915.11	\$ 8,802.43	-1.26%	\$ 32,896.77	\$ 32,784.09	-0.34%
MGS-S Customer 8073	\$ 1,264.07	-2.58%	\$ 2,554.85	\$ 2,521.42	-1.31%	\$ 5,096.07	\$ 5,062.64	-0.66%
MGS-S Customer 8074	\$ 1,854.24	-3.00%	\$ 4,474.79	\$ 4,417.35	-1.28%	\$ 13,272.98	\$ 13,215.54	-0.43%
MGS-S Customer 8075	\$ 1,059.64	-2.33%	\$ 1,982.79	\$ 1,957.50	-1.28%	\$ 6,466.84	\$ 6,441.55	-0.39%
MGS-S Customer 8076	\$ 1,815.53	-2.99%	\$ 4,259.73	\$ 4,203.87	-1.31%	\$ 8,277.24	\$ 8,221.38	-0.67%
MGS-S Customer 8077	\$ 4,093.25	-3.37%	\$ 10,921.63	\$ 10,778.85	-1.31%	\$ 23,032.55	\$ 22,889.77	-0.62%

Customer	Distribution 8/25 Prices	Distribution % Difference	Delivery 1/25 Prices	Delivery 8/25 Prices	Delivery % Difference	Bundled 1/25 Prices	Bundled 8/25 Prices	Bundled % Difference
MGS-S Customer 8078	\$ 1,878.99	-2.75%	\$ 4,052.18	\$ 3,999.04	-1.31%	\$ 7,899.55	\$ 7,846.41	-0.67%
MGS-S Customer 8079	\$ 2,500.69	-3.04%	\$ 6,013.28	\$ 5,934.93	-1.30%	\$ 13,642.67	\$ 13,564.32	-0.57%
MGS-S Customer 8080	\$ 3,294.31	-3.24%	\$ 8,559.01	\$ 8,448.61	-1.29%	\$ 23,472.70	\$ 23,362.30	-0.47%
MGS-S Customer 8081	\$ 1,240.24	-2.55%	\$ 2,564.57	\$ 2,532.13	-1.26%	\$ 9,141.13	\$ 9,108.69	-0.35%
MGS-S Customer 8082	\$ 7,018.75	-3.70%	\$ 19,673.44	\$ 19,403.49	-1.37%	\$ 52,270.58	\$ 52,000.63	-0.52%
MGS-S Customer 8083	\$ 19,758.84	-3.81%	\$ 62,205.52	\$ 61,423.81	-1.26%	\$ 281,706.02	\$ 280,924.31	-0.28%
MGS-S Customer 8084	\$ 1,981.20	-2.81%	\$ 4,411.90	\$ 4,354.62	-1.30%	\$ 10,702.23	\$ 10,644.95	-0.54%
MGS-S Customer 8085	\$ 11,440.32	-3.72%	\$ 34,682.07	\$ 34,240.18	-1.27%	\$ 117,555.22	\$ 117,113.33	-0.38%
MGS-S Customer 8086	\$ 7,154.18	-3.59%	\$ 20,941.95	\$ 20,675.88	-1.27%	\$ 71,748.15	\$ 71,482.08	-0.37%
MGS-S Customer 8087	\$ 2,696.66	-3.28%	\$ 7,013.33	\$ 6,921.78	-1.31%	\$ 15,271.17	\$ 15,179.62	-0.60%
MGS-S Customer 8088	\$ 5,878.65	-3.55%	\$ 16,634.83	\$ 16,418.33	-1.30%	\$ 47,166.08	\$ 46,949.58	-0.46%
MGS-S Customer 8089	\$ 2,169.69	-3.14%	\$ 5,533.00	\$ 5,462.62	-1.27%	\$ 18,999.66	\$ 18,929.28	-0.37%
MGS-S Customer 8090	\$ 2,491.99	-3.04%	\$ 5,970.83	\$ 5,892.83	-1.31%	\$ 12,826.65	\$ 12,748.65	-0.61%
MGS-S Customer 8091	\$ 2,357.84	-3.19%	\$ 6,176.96	\$ 6,099.15	-1.26%	\$ 23,754.71	\$ 23,676.90	-0.33%
MGS-S Customer 8092	\$ 10,567.68	-3.69%	\$ 32,519.24	\$ 32,114.53	-1.24%	\$ 143,377.85	\$ 142,973.14	-0.28%
MGS-S Customer 8093	\$ 1,655.50	-2.89%	\$ 3,837.15	\$ 3,787.83	-1.29%	\$ 11,038.05	\$ 10,988.73	-0.45%
MGS-S Customer 8094	\$ 6,193.08	-3.55%	\$ 17,888.34	\$ 17,660.71	-1.27%	\$ 60,421.85	\$ 60,194.22	-0.38%
MGS-S Customer 8095	\$ 4,928.76	-3.46%	\$ 13,788.92	\$ 13,612.29	-1.28%	\$ 42,437.11	\$ 42,260.48	-0.42%
MGS-S Customer 8096	\$ 7,868.19	-3.61%	\$ 23,154.89	\$ 22,860.13	-1.27%	\$ 77,041.64	\$ 76,746.88	-0.38%
MGS-S Customer 8097	\$ 1,965.60	-2.81%	\$ 4,360.92	\$ 4,304.17	-1.30%	\$ 10,220.36	\$ 10,163.61	-0.56%
MGS-S Customer 8098	\$ 3,564.68	-3.29%	\$ 9,114.34	\$ 8,992.93	-1.33%	\$ 10,975.01	\$ 10,853.60	-1.11%
MGS-S Customer 8099	\$ 2,725.15	-3.11%	\$ 6,863.31	\$ 6,775.97	-1.27%	\$ 23,102.46	\$ 23,015.12	-0.38%
MGS-S Customer 8100	\$ 1,096.27	-1.94%	\$ 1,616.18	\$ 1,594.47	-1.34%	\$ 2,589.71	\$ 2,568.00	-0.84%
MGS-S Customer 8101	\$ 9,261.73	-3.78%	\$ 26,602.15	\$ 26,238.67	-1.37%	\$ 75,095.65	\$ 74,732.17	-0.48%
MGS-S Customer 8102	\$ 3,443.60	-3.28%	\$ 9,077.22	\$ 8,960.52	-1.29%	\$ 26,618.98	\$ 26,502.28	-0.44%
MGS-S Customer 8103	\$ 2,180.59	-3.13%	\$ 5,443.93	\$ 5,373.40	-1.30%	\$ 13,634.35	\$ 13,563.82	-0.52%
MGS-S Customer 8104	\$ 1,517.34	-2.80%	\$ 3,408.06	\$ 3,364.32	-1.28%	\$ 10,041.64	\$ 9,997.90	-0.44%
MGS-S Customer 8105	\$ 3,332.10	-3.28%	\$ 8,612.62	\$ 8,499.53	-1.31%	\$ 24,371.86	\$ 24,258.77	-0.46%
MGS-S Customer 8106	\$ 1,830.15	-3.01%	\$ 4,357.95	\$ 4,301.24	-1.30%	\$ 10,407.53	\$ 10,350.82	-0.54%
MGS-S Customer 8107	\$ 2,258.81	-2.94%	\$ 5,256.55	\$ 5,188.03	-1.30%	\$ 11,779.86	\$ 11,711.34	-0.58%
MGS-S Customer 8108	\$ 2,111.12	-2.88%	\$ 4,825.34	\$ 4,762.80	-1.30%	\$ 12,128.85	\$ 12,066.31	-0.52%
MGS-S Customer 8109	\$ 2,157.27	-3.13%	\$ 5,407.49	\$ 5,337.75	-1.29%	\$ 14,891.37	\$ 14,821.63	-0.47%
MGS-S Customer 8110	\$ 3,043.82	-3.19%	\$ 7,689.05	\$ 7,588.81	-1.30%	\$ 17,161.51	\$ 17,061.27	-0.58%
MGS-S Customer 8111	\$ 2,483.98	-3.05%	\$ 5,994.43	\$ 5,916.21	-1.30%	\$ 17,923.56	\$ 17,845.34	-0.44%
MGS-S Customer 8112	\$ 2,798.77	-3.12%	\$ 6,990.82	\$ 6,900.69	-1.29%	\$ 19,029.64	\$ 18,939.51	-0.47%
MGS-S Customer 8113	\$ 5,736.42	-3.52%	\$ 16,337.37	\$ 16,128.27	-1.28%	\$ 50,689.60	\$ 50,480.50	-0.41%
MGS-S Customer 8114	\$ 1,633.86	-2.57%	\$ 3,329.18	\$ 3,286.01	-1.30%	\$ 8,187.67	\$ 8,144.50	-0.53%
MGS-S Customer 8115	\$ 1,771.38	-2.69%	\$ 3,762.63	\$ 3,713.63	-1.30%	\$ 9,704.34	\$ 9,655.34	-0.50%
MGS-S Customer 8116	\$ 1,880.37	-3.02%	\$ 4,529.79	\$ 4,471.33	-1.29%	\$ 12,254.24	\$ 12,195.78	-0.48%
MGS-S Customer 8117	\$ 17,388.71	-3.77%	\$ 51,780.23	\$ 51,099.16	-1.32%	\$ 94,423.43	\$ 93,742.36	-0.72%

Internal Use

Customer	Distribution 8/25 Prices	Distribution % Difference	Delivery 1/25 Prices	Delivery 8/25 Prices	Delivery % Difference	Bundled 1/25 Prices	Bundled 8/25 Prices	Bundled % Difference
MGS-S Customer 8118	\$ 2,737.82	-3.11%	\$ 6,910.90	\$ 6,823.07	-1.27%	\$ 23,666.52	\$ 23,578.69	-0.37%
MGS-S Customer 8119	\$ 3,240.52	-3.40%	\$ 7,967.61	\$ 7,853.53	-1.43%	\$ 18,845.51	\$ 18,731.43	-0.61%
MGS-S Customer 8120	\$ 1,437.35	-2.75%	\$ 3,167.90	\$ 3,127.33	-1.28%	\$ 9,724.23	\$ 9,683.66	-0.42%
MGS-S Customer 8121	\$ 1,995.27	-3.05%	\$ 4,820.69	\$ 4,758.00	-1.30%	\$ 10,791.99	\$ 10,729.30	-0.58%
MGS-S Customer 8122	\$ 3,338.03	-3.40%	\$ 9,201.89	\$ 9,084.48	-1.28%	\$ 29,856.19	\$ 29,738.78	-0.39%
MGS-S Customer 8123	\$ 4,081.95	-3.37%	\$ 11,388.90	\$ 11,246.62	-1.25%	\$ 48,200.43	\$ 48,058.15	-0.30%
MGS-S Customer 8124	\$ 2,365.04	-2.99%	\$ 5,714.50	\$ 5,641.72	-1.27%	\$ 19,031.02	\$ 18,958.24	-0.38%
MGS-S Customer 8125	\$ 1,883.58	-3.02%	\$ 4,538.43	\$ 4,479.77	-1.29%	\$ 12,019.62	\$ 11,960.96	-0.49%
MGS-S Customer 8126	\$ 3,243.01	-3.24%	\$ 8,430.51	\$ 8,322.04	-1.29%	\$ 24,299.45	\$ 24,190.98	-0.45%
MGS-S Customer 8127	\$ 4,152.11	-3.38%	\$ 11,422.34	\$ 11,277.23	-1.27%	\$ 39,494.64	\$ 39,349.53	-0.37%
MGS-S Customer 8128	\$ 1,890.55	-3.02%	\$ 4,527.02	\$ 4,468.23	-1.30%	\$ 10,797.81	\$ 10,739.02	-0.54%
MGS-S Customer 8129	\$ 6,711.19	-3.57%	\$ 19,158.85	\$ 18,910.07	-1.30%	\$ 46,664.06	\$ 46,415.28	-0.53%
MGS-S Customer 8130	\$ 3,446.71	-3.27%	\$ 8,997.33	\$ 8,880.70	-1.30%	\$ 22,615.05	\$ 22,498.42	-0.52%
MGS-S Customer 8131	\$ 2,240.62	-3.02%	\$ 5,207.02	\$ 5,137.24	-1.34%	\$ 17,175.51	\$ 17,105.73	-0.41%
MGS-S Customer 8132	\$ 2,253.97	-2.95%	\$ 5,212.35	\$ 5,143.88	-1.31%	\$ 9,924.93	\$ 9,856.46	-0.69%
MGS-S Customer 8133	\$ 2,511.21	-3.24%	\$ 6,440.73	\$ 6,356.71	-1.30%	\$ 14,195.58	\$ 14,111.56	-0.59%
MGS-S Customer 8134	\$ 2,808.45	-3.13%	\$ 7,077.35	\$ 6,986.71	-1.28%	\$ 21,636.60	\$ 21,545.96	-0.42%
MGS-S Customer 8135	\$ 3,290.58	-3.24%	\$ 8,725.00	\$ 8,614.83	-1.26%	\$ 32,514.70	\$ 32,404.53	-0.34%
MGS-S Customer 8136	\$ 6,737.08	-4.15%	\$ 16,444.57	\$ 16,153.23	-1.77%	\$ 24,982.35	\$ 24,691.01	-1.17%
MGS-S Customer 8137	\$ 1,675.01	-2.90%	\$ 3,853.77	\$ 3,803.68	-1.30%	\$ 9,017.00	\$ 8,966.91	-0.56%
MGS-S Customer 8138	\$ 6,183.17	-3.55%	\$ 18,225.06	\$ 17,997.77	-1.25%	\$ 78,574.56	\$ 78,347.27	-0.29%
MGS-S Customer 8139	\$ 2,780.26	-3.12%	\$ 6,847.95	\$ 6,758.28	-1.31%	\$ 13,934.58	\$ 13,844.91	-0.64%
MGS-S Customer 8140	\$ 2,196.76	-2.91%	\$ 5,162.34	\$ 5,096.45	-1.28%	\$ 16,559.80	\$ 16,493.91	-0.40%
MGS-S Customer 8141	\$ 5,432.22	-3.50%	\$ 15,318.92	\$ 15,121.65	-1.29%	\$ 43,674.59	\$ 43,477.32	-0.45%
MGS-S Customer 8142	\$ 3,872.02	-3.34%	\$ 10,622.56	\$ 10,488.80	-1.26%	\$ 41,060.57	\$ 40,926.81	-0.33%
MGS-S Customer 8143	\$ 8,628.59	-3.65%	\$ 25,341.53	\$ 25,014.23	-1.29%	\$ 70,781.90	\$ 70,454.60	-0.46%
MGS-S Customer 8144	\$ 2,154.56	-3.13%	\$ 5,322.77	\$ 5,253.06	-1.31%	\$ 10,853.82	\$ 10,784.11	-0.64%
MGS-S Customer 8145	\$ 1,725.76	-2.93%	\$ 4,038.14	\$ 3,985.98	-1.29%	\$ 10,687.03	\$ 10,634.87	-0.49%
MGS-S Customer 8146	\$ 6,148.14	-3.54%	\$ 18,004.16	\$ 17,778.25	-1.25%	\$ 72,622.19	\$ 72,396.28	-0.31%
MGS-S Customer 8147	\$ 2,166.42	-2.90%	\$ 5,064.94	\$ 5,000.24	-1.28%	\$ 16,100.87	\$ 16,036.17	-0.40%
MGS-S Customer 8148	\$ 1,561.78	-2.84%	\$ 3,562.40	\$ 3,516.83	-1.28%	\$ 11,090.78	\$ 11,045.21	-0.41%
MGS-S Customer 8149	\$ 1,997.54	-3.05%	\$ 4,823.54	\$ 4,760.71	-1.30%	\$ 10,477.88	\$ 10,415.05	-0.60%
MGS-S Customer 8150	\$ 1,505.31	-2.79%	\$ 3,313.28	\$ 3,270.06	-1.30%	\$ 7,168.19	\$ 7,124.97	-0.60%
MGS-S Customer 8151	\$ 1,753.24	-2.95%	\$ 4,124.15	\$ 4,070.78	-1.29%	\$ 10,669.74	\$ 10,616.37	-0.50%
MGS-S Customer 8152	\$ 879.79	-2.01%	\$ 1,369.86	\$ 1,351.80	-1.32%	\$ 2,342.59	\$ 2,324.53	-0.77%
MGS-S Customer 8153	\$ 5,012.05	-3.46%	\$ 14,405.46	\$ 14,225.58	-1.25%	\$ 61,253.56	\$ 61,073.68	-0.29%
MGS-S Customer 8154	\$ 1,455.78	-2.76%	\$ 3,147.56	\$ 3,106.28	-1.31%	\$ 6,077.39	\$ 6,036.11	-0.68%
MGS-S Customer 8155	\$ 1,207.55	-2.51%	\$ 2,369.29	\$ 2,338.16	-1.31%	\$ 4,211.22	\$ 4,180.09	-0.74%
MGS-S Customer 8156	\$ 3,434.10	-3.27%	\$ 9,476.33	\$ 9,360.21	-1.23%	\$ 48,474.98	\$ 48,358.86	-0.24%
MGS-S Customer 8157	\$ 1,672.64	-2.61%	\$ 3,486.69	\$ 3,441.89	-1.28%	\$ 10,172.71	\$ 10,127.91	-0.44%

Customer	Distribution 8/25 Prices	Distribution % Difference	Delivery 1/25 Prices	Delivery 8/25 Prices	Delivery % Difference	Bundled 1/25 Prices	Bundled 8/25 Prices	Bundled % Difference
MGS-S Customer 8158	\$ 1,986.60	-2.81%	\$ 4,395.19	\$ 4,337.68	-1.31%	\$ 9,070.86	\$ 9,013.35	-0.63%
MGS-S Customer 8159	\$ 2,098.50	-2.87%	\$ 4,766.96	\$ 4,705.00	-1.30%	\$ 11,238.85	\$ 11,176.89	-0.55%
MGS-S Customer 8160	\$ 1,621.26	-2.86%	\$ 3,693.48	\$ 3,645.71	-1.29%	\$ 9,327.48	\$ 9,279.71	-0.51%
MGS-S Customer 8161	\$ 1,363.88	-2.68%	\$ 2,879.02	\$ 2,841.51	-1.30%	\$ 6,408.17	\$ 6,370.66	-0.59%
MGS-S Customer 8162	\$ 1,967.70	-3.06%	\$ 4,876.11	\$ 4,813.90	-1.28%	\$ 16,085.03	\$ 16,022.82	-0.39%
MGS-S Customer 8163	\$ 2,897.01	-3.32%	\$ 7,687.80	\$ 7,588.24	-1.30%	\$ 19,542.66	\$ 19,443.10	-0.51%
MGS-S Customer 8164	\$ 4,340.73	-3.40%	\$ 12,139.82	\$ 11,987.05	-1.26%	\$ 47,342.17	\$ 47,189.40	-0.32%
MGS-S Customer 8165	\$ 1,354.54	-2.67%	\$ 2,800.54	\$ 2,763.45	-1.32%	\$ 3,940.09	\$ 3,903.00	-0.94%
MGS-S Customer 8166	\$ 1,747.46	-2.95%	\$ 4,065.06	\$ 4,011.95	-1.31%	\$ 8,641.09	\$ 8,587.98	-0.61%
MGS-S Customer 8167	\$ 2,127.56	-2.88%	\$ 4,885.56	\$ 4,822.40	-1.29%	\$ 12,820.03	\$ 12,756.87	-0.49%
MGS-S Customer 8168	\$ 1,716.73	-2.64%	\$ 3,611.99	\$ 3,565.43	-1.29%	\$ 9,955.91	\$ 9,909.35	-0.47%
MGS-S Customer 8169	\$ 2,216.83	-2.92%	\$ 5,127.30	\$ 5,060.51	-1.30%	\$ 11,612.91	\$ 11,546.12	-0.58%
MGS-S Customer 8170	\$ 14,969.00	-3.75%	\$ 46,441.81	\$ 45,858.42	-1.26%	\$ 185,678.94	\$ 185,095.55	-0.31%
MGS-S Customer 8171	\$ 2,706.28	-3.10%	\$ 6,696.37	\$ 6,609.65	-1.30%	\$ 17,222.34	\$ 17,135.62	-0.50%
MGS-S Customer 8172	\$ 8,739.03	-3.65%	\$ 25,962.58	\$ 25,631.30	-1.28%	\$ 85,210.58	\$ 84,879.30	-0.39%
MGS-S Customer 8173	\$ 1,669.66	-2.61%	\$ 3,510.69	\$ 3,466.02	-1.27%	\$ 11,858.56	\$ 11,813.89	-0.38%
MGS-S Customer 8174	\$ 10,605.33	-3.69%	\$ 32,470.42	\$ 32,064.53	-1.25%	\$ 136,185.26	\$ 135,779.37	-0.30%
MGS-S Customer 8175	\$ 2,635.07	-3.08%	\$ 6,420.86	\$ 6,337.08	-1.30%	\$ 14,145.08	\$ 14,061.30	-0.59%
MGS-S Customer 8176	\$ 2,083.87	-2.86%	\$ 4,744.42	\$ 4,683.01	-1.29%	\$ 12,183.67	\$ 12,122.26	-0.50%
MGS-S Customer 8177	\$ 2,338.68	-2.97%	\$ 5,693.59	\$ 5,621.92	-1.26%	\$ 21,992.16	\$ 21,920.49	-0.33%
MGS-S Customer 8178	\$ 1,640.98	-2.89%	\$ 3,842.38	\$ 3,793.58	-1.27%	\$ 13,314.38	\$ 13,265.58	-0.37%
MGS-S Customer 8179	\$ 3,876.88	-3.34%	\$ 10,285.91	\$ 10,152.14	-1.30%	\$ 23,942.70	\$ 23,808.93	-0.56%
MGS-S Customer 8180	\$ 3,720.03	-3.45%	\$ 10,433.67	\$ 10,300.70	-1.27%	\$ 34,593.47	\$ 34,460.50	-0.38%
MGS-S Customer 8181	\$ 1,182.43	-2.07%	\$ 1,870.08	\$ 1,845.08	-1.34%	\$ 1,938.64	\$ 1,913.64	-1.29%
MGS-S Customer 8182	\$ 2,365.88	-3.20%	\$ 6,114.60	\$ 6,036.42	-1.28%	\$ 19,334.11	\$ 19,255.93	-0.40%
MGS-S Customer 8183	\$ 2,451.62	-3.23%	\$ 6,225.15	\$ 6,143.43	-1.31%	\$ 11,980.27	\$ 11,898.55	-0.68%
MGS-S Customer 8184	\$ 1,474.89	-2.79%	\$ 3,314.40	\$ 3,272.12	-1.28%	\$ 11,018.06	\$ 10,975.78	-0.38%
MGS-S Customer 8185	\$ 2,842.58	-3.14%	\$ 7,238.62	\$ 7,146.44	-1.27%	\$ 24,274.53	\$ 24,182.35	-0.38%
MGS-S Customer 8186	\$ 1,510.54	-2.79%	\$ 3,334.87	\$ 3,291.57	-1.30%	\$ 7,806.01	\$ 7,762.71	-0.55%
MGS-S Customer 8187	\$ 2,419.63	-3.21%	\$ 6,164.58	\$ 6,084.32	-1.30%	\$ 14,099.05	\$ 14,018.79	-0.57%
MGS-S Customer 8188	\$ 1,282.53	-2.59%	\$ 2,628.28	\$ 2,594.14	-1.30%	\$ 6,102.35	\$ 6,068.21	-0.56%
MGS-S Customer 8189	\$ 2,305.81	-3.18%	\$ 5,982.14	\$ 5,906.46	-1.27%	\$ 21,799.66	\$ 21,723.98	-0.35%
MGS-S Customer 8190	\$ 3,822.92	-3.33%	\$ 10,235.43	\$ 10,103.80	-1.29%	\$ 29,317.46	\$ 29,185.83	-0.45%
MGS-S Customer 8191	\$ 3,863.97	-3.34%	\$ 10,247.52	\$ 10,114.10	-1.30%	\$ 23,520.39	\$ 23,386.97	-0.57%
MGS-S Customer 8192	\$ 4,992.14	-3.55%	\$ 13,367.47	\$ 13,183.57	-1.38%	\$ 26,516.93	\$ 26,333.03	-0.69%
MGS-S Customer 8193	\$ 5,907.52	-3.53%	\$ 16,914.99	\$ 16,698.78	-1.28%	\$ 53,744.68	\$ 53,528.47	-0.40%
MGS-S Customer 8194	\$ 3,033.20	-3.19%	\$ 7,797.59	\$ 7,697.71	-1.28%	\$ 23,987.15	\$ 23,887.27	-0.42%
MGS-S Customer 8195	\$ 2,409.68	-3.00%	\$ 5,861.52	\$ 5,786.95	-1.27%	\$ 19,806.94	\$ 19,732.37	-0.38%
MGS-S Customer 8196	\$ 2,636.45	-3.09%	\$ 6,335.78	\$ 6,251.79	-1.33%	\$ 9,306.64	\$ 9,222.65	-0.90%
MGS-S Customer 8197	\$ 8,789.67	-3.65%	\$ 26,547.77	\$ 26,215.04	-1.25%	\$ 108,433.68	\$ 108,100.95	-0.31%

Customer	Distribution 8/25 Prices	Distribution % Difference	Delivery 1/25 Prices	Delivery 8/25 Prices	Delivery % Difference	Bundled 1/25 Prices	Bundled 8/25 Prices	Bundled % Difference
MGS-S Customer 8198	\$ 2,132.05	-3.12%	\$ 5,327.93	\$ 5,259.28	-1.29%	\$ 14,837.52	\$ 14,768.87	-0.46%
MGS-S Customer 8199	\$ 1,804.76	-2.98%	\$ 4,369.69	\$ 4,314.25	-1.27%	\$ 15,340.94	\$ 15,285.50	-0.36%
MGS-S Customer 8200	\$ 2,140.62	-3.12%	\$ 5,440.08	\$ 5,371.09	-1.27%	\$ 19,166.80	\$ 19,097.81	-0.36%
MGS-S Customer 8201	\$ 2,936.91	-3.16%	\$ 7,318.22	\$ 7,222.24	-1.31%	\$ 14,311.96	\$ 14,215.98	-0.67%
MGS-S Customer 8202	\$ 2,661.13	-3.28%	\$ 6,892.14	\$ 6,801.99	-1.31%	\$ 14,377.32	\$ 14,287.17	-0.63%
MGS-S Customer 8203	\$ 2,473.47	-3.03%	\$ 5,835.93	\$ 5,758.72	-1.32%	\$ 8,914.08	\$ 8,836.87	-0.87%
MGS-S Customer 8204	\$ 2,641.94	-3.09%	\$ 6,462.63	\$ 6,378.51	-1.30%	\$ 15,053.20	\$ 14,969.08	-0.56%
MGS-S Customer 8205	\$ 12,940.68	-3.80%	\$ 39,277.49	\$ 38,766.42	-1.30%	\$ 162,791.94	\$ 162,280.87	-0.31%
MGS-S Customer 8206	\$ 1,716.57	-2.93%	\$ 3,983.85	\$ 3,932.05	-1.30%	\$ 9,282.71	\$ 9,230.91	-0.56%
MGS-S Customer 8207	\$ 1,810.14	-2.99%	\$ 4,332.05	\$ 4,276.24	-1.29%	\$ 12,308.34	\$ 12,252.53	-0.45%
MGS-S Customer 8208	\$ 2,021.39	-3.08%	\$ 4,867.22	\$ 4,802.97	-1.32%	\$ 8,001.02	\$ 7,936.77	-0.80%
MGS-S Customer 8209	\$ 13,513.80	-3.73%	\$ 41,767.23	\$ 41,243.59	-1.25%	\$ 169,765.39	\$ 169,241.75	-0.31%
MGS-S Customer 8210	\$ 14,774.09	-3.74%	\$ 45,733.19	\$ 45,158.64	-1.26%	\$ 181,478.43	\$ 180,903.88	-0.32%
MGS-S Customer 8211	\$ 3,084.65	-3.20%	\$ 7,977.43	\$ 7,875.58	-1.28%	\$ 25,638.02	\$ 25,536.17	-0.40%
MGS-S Customer 8212	\$ 21,219.61	-3.84%	\$ 66,398.45	\$ 65,550.82	-1.28%	\$ 295,986.15	\$ 295,138.52	-0.29%
MGS-S Customer 8213	\$ 1,386.31	-2.69%	\$ 2,968.57	\$ 2,930.23	-1.29%	\$ 7,727.31	\$ 7,688.97	-0.50%
MGS-S Customer 8214	\$ 2,764.44	-3.11%	\$ 6,819.33	\$ 6,730.69	-1.30%	\$ 15,803.08	\$ 15,714.44	-0.56%
MGS-S Customer 8215	\$ 2,838.22	-3.14%	\$ 7,087.46	\$ 6,995.43	-1.30%	\$ 17,272.47	\$ 17,180.44	-0.53%
MGS-S Customer 8216	\$ 4,703.98	-3.45%	\$ 12,842.09	\$ 12,674.10	-1.31%	\$ 27,321.58	\$ 27,153.59	-0.61%
MGS-S Customer 8217	\$ 4,442.30	-3.56%	\$ 11,806.97	\$ 11,642.96	-1.39%	\$ 37,402.03	\$ 37,238.02	-0.44%
MGS-S Customer 8218	\$ 2,687.95	-3.10%	\$ 6,673.15	\$ 6,587.25	-1.29%	\$ 18,958.78	\$ 18,872.88	-0.45%
MGS-S Customer 8219	\$ 2,342.71	-2.97%	\$ 5,370.59	\$ 5,298.81	-1.34%	\$ 5,370.59	\$ 5,298.81	-1.34%
MGS-S Customer 8220	\$ 2,034.85	-2.84%	\$ 4,574.33	\$ 4,514.86	-1.30%	\$ 10,854.49	\$ 10,795.02	-0.55%
MGS-S Customer 8221	\$ 2,856.42	-3.14%	\$ 6,973.08	\$ 6,880.62	-1.33%	\$ 9,628.57	\$ 9,536.11	-0.96%
MGS-S Customer 8222	\$ 2,342.50	-2.98%	\$ 5,592.54	\$ 5,520.58	-1.29%	\$ 16,049.95	\$ 15,977.99	-0.45%
MGS-S Customer 8223	\$ 2,697.99	-3.10%	\$ 6,555.22	\$ 6,468.94	-1.32%	\$ 11,640.18	\$ 11,553.90	-0.74%
MGS-S Customer 8224	\$ 1,676.76	-2.61%	\$ 3,485.36	\$ 3,440.43	-1.29%	\$ 9,604.75	\$ 9,559.82	-0.47%
MGS-S Customer 8225	\$ 2,309.87	-3.18%	\$ 5,797.06	\$ 5,721.17	-1.31%	\$ 11,817.38	\$ 11,741.49	-0.64%
MGS-S Customer 8226	\$ 2,818.18	-3.13%	\$ 7,152.47	\$ 7,061.36	-1.27%	\$ 23,758.07	\$ 23,666.96	-0.38%
MGS-S Customer 8227	\$ 1,985.09	-3.06%	\$ 4,913.22	\$ 4,850.55	-1.28%	\$ 15,955.55	\$ 15,892.88	-0.39%
MGS-S Customer 8228	\$ 1,456.92	-2.41%	\$ 2,796.48	\$ 2,760.43	-1.29%	\$ 7,716.44	\$ 7,680.39	-0.47%
MGS-S Customer 8229	\$ 1,665.13	-2.91%	\$ 3,907.27	\$ 3,857.43	-1.28%	\$ 12,806.12	\$ 12,756.28	-0.39%
MGS-S Customer 8230	\$ 1,903.98	-3.03%	\$ 4,622.85	\$ 4,563.43	-1.29%	\$ 13,382.53	\$ 13,323.11	-0.44%
MGS-S Customer 8231	\$ 2,846.66	-3.15%	\$ 7,048.18	\$ 6,955.70	-1.31%	\$ 13,786.54	\$ 13,694.06	-0.67%
MGS-S Customer 8232	\$ 1,753.64	-2.96%	\$ 4,137.71	\$ 4,084.30	-1.29%	\$ 11,220.00	\$ 11,166.59	-0.48%
MGS-S Customer 8233	\$ 2,361.94	-3.20%	\$ 6,057.95	\$ 5,979.77	-1.29%	\$ 16,683.79	\$ 16,605.61	-0.47%
MGS-S Customer 8234	\$ 2,077.63	-2.86%	\$ 4,790.74	\$ 4,729.60	-1.28%	\$ 15,460.57	\$ 15,399.43	-0.40%
MGS-S Customer 8235	\$ 700.12	-1.51%	\$ 805.68	\$ 794.93	-1.33%	\$ 868.75	\$ 858.00	-1.24%
MGS-S Customer 8236	\$ 1,852.94	-2.73%	\$ 4,047.85	\$ 3,995.86	-1.28%	\$ 11,772.87	\$ 11,720.88	-0.44%
MGS-S Customer 8237	\$ 835.41	-1.91%	\$ 1,224.85	\$ 1,208.59	-1.33%	\$ 1,694.82	\$ 1,678.56	-0.96%

Customer	Distribution 8/25 Prices	Distribution % Difference	Delivery 1/25 Prices	Delivery 8/25 Prices	Delivery % Difference	Bundled 1/25 Prices	Bundled 8/25 Prices	Bundled % Difference
MGS-S Customer 8238	\$ 2,373.28	-2.99%	\$ 5,553.95	\$ 5,480.90	-1.32%	\$ 9,941.90	\$ 9,868.85	-0.73%
MGS-S Customer 8239	\$ 2,335.63	-2.97%	\$ 5,605.87	\$ 5,534.27	-1.28%	\$ 17,914.12	\$ 17,842.52	-0.40%
MGS-S Customer 8240	\$ 2,060.81	-2.85%	\$ 4,676.44	\$ 4,615.96	-1.29%	\$ 12,195.56	\$ 12,135.08	-0.50%
MGS-S Customer 8241	\$ 3,006.14	-3.18%	\$ 7,810.20	\$ 7,711.58	-1.26%	\$ 29,035.82	\$ 28,937.20	-0.34%
MGS-S Customer 8242	\$ 1,129.11	-1.98%	\$ 1,723.08	\$ 1,700.23	-1.33%	\$ 2,454.37	\$ 2,431.52	-0.93%
MGS-S Customer 8243	\$ 7,121.72	-3.59%	\$ 20,259.41	\$ 19,994.40	-1.31%	\$ 41,795.83	\$ 41,530.82	-0.63%
MGS-S Customer 8244	\$ 2,219.12	-2.92%	\$ 5,130.56	\$ 5,063.88	-1.30%	\$ 11,931.53	\$ 11,864.85	-0.56%
MGS-S Customer 8245	\$ 2,338.27	-2.97%	\$ 5,453.46	\$ 5,381.87	-1.31%	\$ 10,206.83	\$ 10,135.24	-0.70%
MGS-S Customer 8246	\$ 2,266.68	-2.95%	\$ 5,402.17	\$ 5,333.36	-1.27%	\$ 17,987.17	\$ 17,918.36	-0.38%
MGS-S Customer 8247	\$ 3,996.60	-3.35%	\$ 10,912.27	\$ 10,773.58	-1.27%	\$ 37,348.31	\$ 37,209.62	-0.37%
MGS-S Customer 8248	\$ 2,326.66	-2.97%	\$ 5,527.24	\$ 5,456.04	-1.29%	\$ 15,434.93	\$ 15,363.73	-0.46%
MGS-S Customer 8249	\$ 1,921.03	-3.04%	\$ 4,639.30	\$ 4,579.11	-1.30%	\$ 11,473.64	\$ 11,413.45	-0.52%
MGS-S Customer 8250	\$ 1,621.32	-3.46%	\$ 2,925.95	\$ 2,867.91	-1.98%	\$ 34,971.20	\$ 34,913.16	-0.17%
MGS-S Customer 8251	\$ 1,866.13	-3.01%	\$ 4,462.45	\$ 4,404.53	-1.30%	\$ 10,898.01	\$ 10,840.09	-0.53%
MGS-S Customer 8252	\$ 2,193.55	-3.14%	\$ 5,562.01	\$ 5,490.85	-1.28%	\$ 17,359.39	\$ 17,288.23	-0.41%
MGS-S Customer 8253	\$ 3,170.62	-3.22%	\$ 8,163.52	\$ 8,057.92	-1.29%	\$ 21,500.38	\$ 21,394.78	-0.49%
MGS-S Customer 8254	\$ 5,713.06	-3.52%	\$ 16,148.53	\$ 15,940.11	-1.29%	\$ 44,038.01	\$ 43,829.59	-0.47%
MGS-S Customer 8255	\$ 2,098.25	-3.05%	\$ 4,469.77	\$ 4,403.85	-1.47%	\$ 7,340.07	\$ 7,274.15	-0.90%
MGS-S Customer 8256	\$ 4,121.43	-3.37%	\$ 11,215.78	\$ 11,071.97	-1.28%	\$ 33,839.99	\$ 33,696.18	-0.42%
MGS-S Customer 8257	\$ 1,606.26	-2.55%	\$ 3,242.96	\$ 3,200.88	-1.30%	\$ 7,932.11	\$ 7,890.03	-0.53%
MGS-S Customer 8258	\$ 4,538.54	-3.42%	\$ 12,417.59	\$ 12,256.67	-1.30%	\$ 31,549.90	\$ 31,388.98	-0.51%
MGS-S Customer 8259	\$ 2,080.01	-3.11%	\$ 5,144.66	\$ 5,077.94	-1.30%	\$ 12,951.15	\$ 12,884.43	-0.52%
MGS-S Customer 8260	\$ 2,063.20	-3.10%	\$ 5,097.86	\$ 5,031.80	-1.30%	\$ 13,041.47	\$ 12,975.41	-0.51%
MGS-S Customer 8261	\$ 2,147.36	-2.89%	\$ 4,975.04	\$ 4,911.07	-1.29%	\$ 14,326.38	\$ 14,262.41	-0.45%
MGS-S Customer 8262	\$ 2,122.11	-2.88%	\$ 4,896.78	\$ 4,833.83	-1.29%	\$ 14,143.34	\$ 14,080.39	-0.45%
MGS-S Customer 8263	\$ 1,961.54	-3.05%	\$ 4,798.08	\$ 4,736.37	-1.29%	\$ 13,694.65	\$ 13,632.94	-0.45%
MGS-S Customer 8264	\$ 3,348.55	-3.25%	\$ 8,706.70	\$ 8,594.18	-1.29%	\$ 23,007.94	\$ 22,895.42	-0.49%
MGS-S Customer 8265	\$ 2,774.80	-3.12%	\$ 6,947.51	\$ 6,858.24	-1.28%	\$ 20,160.96	\$ 20,071.69	-0.44%
MGS-S Customer 8266	\$ 1,585.35	-2.54%	\$ 3,226.11	\$ 3,184.82	-1.28%	\$ 10,036.45	\$ 9,995.16	-0.41%
MGS-S Customer 8267	\$ 3,969.54	-3.35%	\$ 11,016.86	\$ 10,879.10	-1.25%	\$ 46,173.50	\$ 46,035.74	-0.30%
MGS-S Customer 8268	\$ 3,251.92	-3.23%	\$ 8,360.28	\$ 8,251.68	-1.30%	\$ 20,025.34	\$ 19,916.74	-0.54%
MGS-S Customer 8269	\$ 4,348.04	-3.41%	\$ 11,859.08	\$ 11,705.68	-1.29%	\$ 31,375.31	\$ 31,221.91	-0.49%
MGS-S Customer 8270	\$ 8,775.94	-3.65%	\$ 26,295.79	\$ 25,963.76	-1.26%	\$ 98,213.34	\$ 97,881.31	-0.34%
MGS-S Customer 8271	\$ 2,032.69	-2.84%	\$ 4,733.96	\$ 4,674.52	-1.26%	\$ 19,016.92	\$ 18,957.48	-0.31%
MGS-S Customer 8272	\$ 1,626.92	-2.89%	\$ 3,731.93	\$ 3,683.57	-1.30%	\$ 9,545.67	\$ 9,497.31	-0.51%
MGS-S Customer 8273	\$ 1,341.64	-2.66%	\$ 2,797.54	\$ 2,760.91	-1.31%	\$ 5,550.84	\$ 5,514.21	-0.66%
MGS-S Customer 8274	\$ 2,154.46	-3.13%	\$ 5,447.43	\$ 5,377.87	-1.28%	\$ 17,475.17	\$ 17,405.61	-0.40%
MGS-S Customer 8275	\$ 10,323.21	-3.68%	\$ 31,464.97	\$ 31,070.30	-1.25%	\$ 127,254.49	\$ 126,859.82	-0.31%
MGS-S Customer 8276	\$ 1,478.43	-2.77%	\$ 3,211.07	\$ 3,168.89	-1.31%	\$ 5,933.86	\$ 5,891.68	-0.71%
MGS-S Customer 8277	\$ 2,387.33	-3.04%	\$ 5,607.24	\$ 5,532.49	-1.33%	\$ 13,228.63	\$ 13,153.88	-0.57%

Internal Use

Customer	Distribution 8/25 Prices	Distribution % Difference	Delivery 1/25 Prices	Delivery 8/25 Prices	Delivery % Difference	Bundled 1/25 Prices	Bundled 8/25 Prices	Bundled % Difference
MGS-S Customer 8278	\$ 1,910.75	-2.77%	\$ 4,204.36	\$ 4,150.01	-1.29%	\$ 10,997.22	\$ 10,942.87	-0.49%
MGS-S Customer 8279	\$ 1,875.53	-2.74%	\$ 4,068.65	\$ 4,015.78	-1.30%	\$ 9,542.45	\$ 9,489.58	-0.55%
MGS-S Customer 8280	\$ 2,879.92	-3.15%	\$ 7,342.75	\$ 7,249.19	-1.27%	\$ 24,242.00	\$ 24,148.44	-0.39%
MGS-S Customer 8281	\$ 3,501.30	-3.29%	\$ 9,355.59	\$ 9,236.37	-1.27%	\$ 34,036.54	\$ 33,917.32	-0.35%
MGS-S Customer 8282	\$ 4,012.78	-3.36%	\$ 10,783.35	\$ 10,643.85	-1.29%	\$ 28,128.57	\$ 27,989.07	-0.50%
MGS-S Customer 8283	\$ 3,605.15	-3.29%	\$ 9,548.51	\$ 9,425.73	-1.29%	\$ 27,368.96	\$ 27,246.18	-0.45%
MGS-S Customer 8284	\$ 3,172.52	-3.22%	\$ 8,199.76	\$ 8,094.25	-1.29%	\$ 23,451.79	\$ 23,346.28	-0.45%
MGS-S Customer 8285	\$ 2,816.25	-3.13%	\$ 7,068.09	\$ 6,976.98	-1.29%	\$ 19,642.35	\$ 19,551.24	-0.46%
MGS-S Customer 8286	\$ 6,070.70	-3.54%	\$ 17,469.55	\$ 17,246.92	-1.27%	\$ 57,729.78	\$ 57,507.15	-0.39%
MGS-S Customer 8287	\$ 998.36	-1.72%	\$ 1,338.46	\$ 1,320.94	-1.31%	\$ 2,721.39	\$ 2,703.87	-0.64%
MGS-S Customer 8288	\$ 2,181.81	-2.91%	\$ 5,086.05	\$ 5,020.71	-1.28%	\$ 14,831.14	\$ 14,765.80	-0.44%
MGS-S Customer 8289	\$ 2,174.69	-2.91%	\$ 5,095.88	\$ 5,030.65	-1.28%	\$ 15,939.62	\$ 15,874.39	-0.41%
MGS-S Customer 8290	\$ 1,825.23	-2.99%	\$ 4,403.31	\$ 4,347.03	-1.28%	\$ 13,974.03	\$ 13,917.75	-0.40%
MGS-S Customer 8291	\$ 2,070.65	-3.10%	\$ 5,207.39	\$ 5,141.13	-1.27%	\$ 17,691.27	\$ 17,625.01	-0.37%
MGS-S Customer 8292	\$ 1,854.68	-3.00%	\$ 4,340.44	\$ 4,283.04	-1.32%	\$ 6,624.11	\$ 6,566.71	-0.87%
MGS-S Customer 8293	\$ 1,840.78	-3.00%	\$ 4,456.54	\$ 4,399.65	-1.28%	\$ 14,374.40	\$ 14,317.51	-0.40%
MGS-S Customer 8294	\$ 1,428.26	-2.39%	\$ 2,673.20	\$ 2,638.20	-1.31%	\$ 5,495.28	\$ 5,460.28	-0.64%
MGS-S Customer 8295	\$ 2,242.26	-2.93%	\$ 5,272.59	\$ 5,204.82	-1.29%	\$ 15,222.67	\$ 15,154.90	-0.45%
MGS-S Customer 8296	\$ 2,528.62	-3.05%	\$ 6,163.18	\$ 6,083.69	-1.29%	\$ 17,004.52	\$ 16,925.03	-0.47%
MGS-S Customer 8297	\$ 2,419.55	-3.21%	\$ 6,282.72	\$ 6,202.37	-1.28%	\$ 19,785.49	\$ 19,705.14	-0.41%
MGS-S Customer 8298	\$ 1,270.97	-2.31%	\$ 2,104.45	\$ 2,074.36	-1.43%	\$ 4,810.21	\$ 4,780.12	-0.63%
MGS-S Customer 8299	\$ 2,321.95	-2.97%	\$ 5,484.01	\$ 5,412.84	-1.30%	\$ 13,575.82	\$ 13,504.65	-0.52%
MGS-S Customer 8300	\$ 2,266.53	-2.95%	\$ 5,406.03	\$ 5,337.16	-1.27%	\$ 18,033.19	\$ 17,964.32	-0.38%
MGS-S Customer 8301	\$ 1,954.41	-2.79%	\$ 4,321.99	\$ 4,265.85	-1.30%	\$ 10,341.17	\$ 10,285.03	-0.54%
MGS-S Customer 8302	\$ 1,412.59	-2.72%	\$ 3,051.94	\$ 3,012.42	-1.29%	\$ 7,728.98	\$ 7,689.46	-0.51%
MGS-S Customer 8303	\$ 1,638.65	-2.89%	\$ 3,799.04	\$ 3,750.31	-1.28%	\$ 11,410.37	\$ 11,361.64	-0.43%
MGS-S Customer 8304	\$ 3,615.83	-3.30%	\$ 9,311.72	\$ 9,188.19	-1.33%	\$ 13,141.72	\$ 13,018.19	-0.94%
MGS-S Customer 8305	\$ 1,561.58	-2.52%	\$ 3,078.86	\$ 3,038.49	-1.31%	\$ 6,093.14	\$ 6,052.77	-0.66%
MGS-S Customer 8306	\$ 1,936.37	-3.04%	\$ 4,692.69	\$ 4,632.00	-1.29%	\$ 12,171.13	\$ 12,110.44	-0.50%
MGS-S Customer 8307	\$ 2,285.42	-2.96%	\$ 5,385.41	\$ 5,315.70	-1.29%	\$ 14,010.26	\$ 13,940.55	-0.50%
MGS-S Customer 8308	\$ 2,613.83	-3.07%	\$ 6,287.64	\$ 6,204.76	-1.32%	\$ 10,707.36	\$ 10,624.48	-0.77%
MGS-S Customer 8309	\$ 2,513.70	-3.04%	\$ 5,988.56	\$ 5,909.70	-1.32%	\$ 10,527.11	\$ 10,448.25	-0.75%
MGS-S Customer 8310	\$ 8,620.27	-3.65%	\$ 25,815.64	\$ 25,489.42	-1.26%	\$ 96,087.80	\$ 95,761.58	-0.34%
MGS-S Customer 8311	\$ 4,512.37	-3.50%	\$ 11,852.22	\$ 11,688.45	-1.38%	\$ 18,570.92	\$ 18,407.15	-0.88%
MGS-S Customer 8312	\$ 2,451.56	-3.02%	\$ 5,905.75	\$ 5,829.38	-1.29%	\$ 15,536.01	\$ 15,459.64	-0.49%
MGS-S Customer 8313	\$ 3,361.18	-3.69%	\$ 7,662.11	\$ 7,533.27	-1.68%	\$ 14,860.72	\$ 14,731.88	-0.87%
MGS-S Customer 8314	\$ 10,351.66	-3.68%	\$ 31,898.11	\$ 31,502.21	-1.24%	\$ 144,516.38	\$ 144,120.48	-0.27%
MGS-S Customer 8315	\$ 2,303.23	-2.96%	\$ 5,406.62	\$ 5,336.36	-1.30%	\$ 12,838.33	\$ 12,768.07	-0.55%
MGS-S Customer 8316	\$ 2,037.53	-2.84%	\$ 4,588.32	\$ 4,528.79	-1.30%	\$ 11,247.95	\$ 11,188.42	-0.53%
MGS-S Customer 8317	\$ 4,631.87	-3.43%	\$ 12,912.64	\$ 12,747.96	-1.28%	\$ 42,484.08	\$ 42,319.40	-0.39%

Customer	Distribution 8/25 Prices	Distribution % Difference	Delivery 1/25 Prices	Delivery 8/25 Prices	Delivery % Difference	Bundled 1/25 Prices	Bundled 8/25 Prices	Bundled % Difference
MGS-S Customer 8318	\$ 2,741.79	-3.29%	\$ 7,453.58	\$ 7,360.20	-1.25%	\$ 30,598.03	\$ 30,504.65	-0.31%
MGS-S Customer 8319	\$ 1,770.32	-2.96%	\$ 4,105.54	\$ 4,051.47	-1.32%	\$ 7,170.43	\$ 7,116.36	-0.75%
MGS-S Customer 8320	\$ 3,055.21	-3.19%	\$ 7,827.51	\$ 7,726.69	-1.29%	\$ 22,096.76	\$ 21,995.94	-0.46%
MGS-S Customer 8321	\$ 3,788.27	-3.34%	\$ 10,250.85	\$ 10,120.13	-1.28%	\$ 34,013.12	\$ 33,882.40	-0.38%
MGS-S Customer 8322	\$ 2,386.30	-2.99%	\$ 5,745.59	\$ 5,671.94	-1.28%	\$ 17,400.60	\$ 17,326.95	-0.42%
MGS-S Customer 8323	\$ 2,819.67	-3.13%	\$ 7,184.54	\$ 7,093.41	-1.27%	\$ 25,242.77	\$ 25,151.64	-0.36%
MGS-S Customer 8324	\$ 2,571.15	-3.06%	\$ 6,206.96	\$ 6,125.77	-1.31%	\$ 12,921.44	\$ 12,840.25	-0.63%
MGS-S Customer 8325	\$ 5,194.55	-3.57%	\$ 15,289.75	\$ 15,097.25	-1.26%	\$ 59,148.72	\$ 58,956.22	-0.33%
MGS-S Customer 8326	\$ 1,938.49	-3.04%	\$ 4,705.40	\$ 4,644.55	-1.29%	\$ 12,306.22	\$ 12,245.37	-0.49%
MGS-S Customer 8327	\$ 3,526.22	-3.28%	\$ 9,378.12	\$ 9,258.45	-1.28%	\$ 30,324.94	\$ 30,205.27	-0.39%
MGS-S Customer 8328	\$ 1,293.70	-2.62%	\$ 2,709.36	\$ 2,674.60	-1.28%	\$ 8,075.18	\$ 8,040.42	-0.43%
MGS-S Customer 8329	\$ 1,294.12	-2.60%	\$ 2,787.94	\$ 2,753.37	-1.24%	\$ 12,458.76	\$ 12,424.19	-0.28%
MGS-S Customer 8330	\$ 3,597.59	-3.30%	\$ 9,592.64	\$ 9,470.02	-1.28%	\$ 30,328.07	\$ 30,205.45	-0.40%
MGS-S Customer 8331	\$ 1,859.11	-2.74%	\$ 4,053.52	\$ 4,001.19	-1.29%	\$ 10,919.74	\$ 10,867.41	-0.48%
MGS-S Customer 8332	\$ 4,750.98	-3.55%	\$ 13,302.91	\$ 13,128.10	-1.31%	\$ 24,912.10	\$ 24,737.29	-0.70%
MGS-S Customer 8333	\$ 2,591.06	-3.06%	\$ 6,344.56	\$ 6,262.79	-1.29%	\$ 17,421.39	\$ 17,339.62	-0.47%
MGS-S Customer 8334	\$ 2,206.59	-2.92%	\$ 5,231.98	\$ 5,165.61	-1.27%	\$ 18,381.44	\$ 18,315.07	-0.36%
MGS-S Customer 8335	\$ 1,541.88	-2.82%	\$ 3,460.00	\$ 3,415.19	-1.30%	\$ 8,829.48	\$ 8,784.67	-0.51%
MGS-S Customer 8336	\$ 5,421.31	-3.49%	\$ 15,263.61	\$ 15,067.40	-1.29%	\$ 44,039.77	\$ 43,843.56	-0.45%
MGS-S Customer 8337	\$ 2,178.91	-2.91%	\$ 4,999.79	\$ 4,934.53	-1.31%	\$ 10,860.03	\$ 10,794.77	-0.60%
MGS-S Customer 8338	\$ 1,536.70	-2.49%	\$ 3,022.10	\$ 2,982.84	-1.30%	\$ 7,219.12	\$ 7,179.86	-0.54%
MGS-S Customer 8339	\$ 5,450.87	-3.50%	\$ 15,586.83	\$ 15,389.29	-1.27%	\$ 55,501.41	\$ 55,303.87	-0.36%
MGS-S Customer 8340	\$ 2,600.67	-3.07%	\$ 6,317.41	\$ 6,235.03	-1.30%	\$ 14,108.59	\$ 14,026.21	-0.58%
MGS-S Customer 8341	\$ 2,617.12	-3.07%	\$ 6,453.76	\$ 6,370.76	-1.29%	\$ 18,581.93	\$ 18,498.93	-0.45%
MGS-S Customer 8342	\$ 2,286.94	-2.96%	\$ 5,344.21	\$ 5,274.49	-1.30%	\$ 11,843.87	\$ 11,774.15	-0.59%
MGS-S Customer 8343	\$ 2,454.54	-3.02%	\$ 5,802.58	\$ 5,726.06	-1.32%	\$ 9,858.48	\$ 9,781.96	-0.78%
MGS-S Customer 8344	\$ 7,276.00	-3.94%	\$ 19,163.65	\$ 18,865.31	-1.56%	\$ 42,336.32	\$ 42,037.98	-0.70%
MGS-S Customer 8345	\$ 2,530.84	-3.04%	\$ 6,152.94	\$ 6,073.48	-1.29%	\$ 16,445.81	\$ 16,366.35	-0.48%
MGS-S Customer 8346	\$ 5,686.85	-3.53%	\$ 15,997.03	\$ 15,788.98	-1.30%	\$ 38,671.51	\$ 38,463.46	-0.54%
MGS-S Customer 8347	\$ 1,256.26	-2.18%	\$ 2,130.34	\$ 2,102.32	-1.32%	\$ 3,898.46	\$ 3,870.44	-0.72%
MGS-S Customer 8348	\$ 1,034.79	-1.80%	\$ 1,458.12	\$ 1,439.11	-1.30%	\$ 3,242.69	\$ 3,223.68	-0.59%
MGS-S Customer 8349	\$ 3,120.73	-3.21%	\$ 8,057.78	\$ 7,954.20	-1.29%	\$ 23,643.34	\$ 23,539.76	-0.44%
MGS-S Customer 8350	\$ 19,348.50	-4.39%	\$ 49,800.81	\$ 48,912.59	-1.78%	\$ 84,285.58	\$ 83,397.36	-1.05%
MGS-S Customer 8351	\$ 1,827.66	-2.99%	\$ 4,406.07	\$ 4,349.70	-1.28%	\$ 13,776.03	\$ 13,719.66	-0.41%
MGS-S Customer 8352	\$ 7,135.74	-3.59%	\$ 21,244.15	\$ 20,978.24	-1.25%	\$ 88,138.67	\$ 87,872.76	-0.30%
MGS-S Customer 8353	\$ 6,897.99	-3.57%	\$ 19,945.82	\$ 19,690.09	-1.28%	\$ 59,828.41	\$ 59,572.68	-0.43%
MGS-S Customer 8354	\$ 3,125.32	-3.20%	\$ 7,843.25	\$ 7,739.77	-1.32%	\$ 12,914.73	\$ 12,811.25	-0.80%
MGS-S Customer 8355	\$ 3,074.53	-3.20%	\$ 7,850.70	\$ 7,749.20	-1.29%	\$ 20,645.37	\$ 20,543.87	-0.49%
MGS-S Customer 8356	\$ 2,094.80	-3.10%	\$ 5,203.78	\$ 5,136.71	-1.29%	\$ 14,317.45	\$ 14,250.38	-0.47%
MGS-S Customer 8357	\$ 1,223.11	-2.54%	\$ 2,524.39	\$ 2,492.51	-1.26%	\$ 9,346.96	\$ 9,315.08	-0.34%

Internal Use

Customer	Distribution 8/25 Prices	Distribution % Difference	Delivery 1/25 Prices	Delivery 8/25 Prices	Delivery % Difference	Bundled 1/25 Prices	Bundled 8/25 Prices	Bundled % Difference
MGS-S Customer 8358	\$ 7,091.33	-3.59%	\$ 20,908.08	\$ 20,644.15	-1.26%	\$ 78,368.99	\$ 78,105.06	-0.34%
MGS-S Customer 8359	\$ 2,061.25	-2.85%	\$ 4,624.00	\$ 4,563.52	-1.31%	\$ 9,535.85	\$ 9,475.37	-0.63%
MGS-S Customer 8360	\$ 5,735.95	-3.52%	\$ 16,124.26	\$ 15,914.78	-1.30%	\$ 39,104.97	\$ 38,895.49	-0.54%
MGS-S Customer 8361	\$ 3,765.97	-3.32%	\$ 10,084.75	\$ 9,955.28	-1.28%	\$ 29,888.93	\$ 29,759.46	-0.43%
MGS-S Customer 8362	\$ 1,713.87	-2.93%	\$ 3,974.01	\$ 3,922.26	-1.30%	\$ 9,081.94	\$ 9,030.19	-0.57%
MGS-S Customer 8363	\$ 4,683.52	-3.43%	\$ 13,366.92	\$ 13,200.39	-1.25%	\$ 58,141.59	\$ 57,975.06	-0.29%
MGS-S Customer 8364	\$ 2,037.33	-2.84%	\$ 4,623.40	\$ 4,563.87	-1.29%	\$ 13,027.84	\$ 12,968.31	-0.46%
MGS-S Customer 8365	\$ 2,222.61	-2.93%	\$ 5,127.66	\$ 5,060.63	-1.31%	\$ 10,775.26	\$ 10,708.23	-0.62%
MGS-S Customer 8366	\$ 3,275.76	-3.39%	\$ 9,065.26	\$ 8,950.28	-1.27%	\$ 32,050.31	\$ 31,935.33	-0.36%
MGS-S Customer 8367	\$ 3,234.84	-3.39%	\$ 8,788.05	\$ 8,674.68	-1.29%	\$ 24,126.80	\$ 24,013.43	-0.47%
MGS-S Customer 8368	\$ 1,762.25	-2.96%	\$ 4,199.22	\$ 4,145.50	-1.28%	\$ 13,142.98	\$ 13,089.26	-0.41%
MGS-S Customer 8369	\$ 4,021.29	-3.36%	\$ 10,749.15	\$ 10,609.26	-1.30%	\$ 25,032.11	\$ 24,892.22	-0.56%
MGS-S Customer 8370	\$ 1,839.89	-2.72%	\$ 3,990.87	\$ 3,939.38	-1.29%	\$ 10,773.68	\$ 10,722.19	-0.48%
MGS-S Customer 8371	\$ 1,955.06	-2.79%	\$ 4,341.83	\$ 4,285.73	-1.29%	\$ 11,389.61	\$ 11,333.51	-0.49%
MGS-S Customer 8372	\$ 2,105.39	-2.87%	\$ 4,758.48	\$ 4,696.19	-1.31%	\$ 9,678.10	\$ 9,615.81	-0.64%
MGS-S Customer 8373	\$ 3,074.72	-3.19%	\$ 7,936.78	\$ 7,835.38	-1.28%	\$ 25,204.31	\$ 25,102.91	-0.40%
MGS-S Customer 8374	\$ 2,725.42	-3.29%	\$ 7,307.92	\$ 7,215.28	-1.27%	\$ 25,912.67	\$ 25,820.03	-0.36%
MGS-S Customer 8375	\$ 5,717.98	-3.52%	\$ 16,028.28	\$ 15,819.46	-1.30%	\$ 36,833.41	\$ 36,624.59	-0.57%
MGS-S Customer 8376	\$ 4,294.58	-3.39%	\$ 11,891.39	\$ 11,740.56	-1.27%	\$ 41,938.16	\$ 41,787.33	-0.36%
MGS-S Customer 8377	\$ 2,437.63	-3.01%	\$ 5,833.30	\$ 5,757.67	-1.30%	\$ 14,398.28	\$ 14,322.65	-0.53%
MGS-S Customer 8378	\$ 1,992.27	-2.81%	\$ 4,474.11	\$ 4,416.48	-1.29%	\$ 12,431.43	\$ 12,373.80	-0.46%
MGS-S Customer 8379	\$ 13,947.61	-3.91%	\$ 41,561.98	\$ 40,994.28	-1.37%	\$ 173,285.13	\$ 172,717.43	-0.33%
MGS-S Customer 8380	\$ 3,776.82	-3.32%	\$ 9,969.29	\$ 9,839.46	-1.30%	\$ 22,675.41	\$ 22,545.58	-0.57%
MGS-S Customer 8381	\$ 3,407.01	-3.26%	\$ 8,637.82	\$ 8,523.12	-1.33%	\$ 11,333.99	\$ 11,219.29	-1.01%
MGS-S Customer 8382	\$ 3,321.98	-3.25%	\$ 8,641.23	\$ 8,529.70	-1.29%	\$ 23,436.66	\$ 23,325.13	-0.48%
MGS-S Customer 8383	\$ 2,161.61	-2.90%	\$ 4,899.13	\$ 4,834.55	-1.32%	\$ 8,331.84	\$ 8,267.26	-0.78%
MGS-S Customer 8384	\$ 1,735.71	-2.94%	\$ 4,123.74	\$ 4,071.14	-1.28%	\$ 13,383.67	\$ 13,331.07	-0.39%
MGS-S Customer 8385	\$ 2,736.75	-3.80%	\$ 5,399.13	\$ 5,291.01	-2.00%	\$ 7,976.92	\$ 7,868.80	-1.36%
MGS-S Customer 8386	\$ 2,392.26	-3.00%	\$ 5,762.23	\$ 5,688.34	-1.28%	\$ 17,363.42	\$ 17,289.53	-0.43%
MGS-S Customer 8387	\$ 1,793.42	-2.69%	\$ 3,811.49	\$ 3,761.89	-1.30%	\$ 8,736.48	\$ 8,686.88	-0.57%
MGS-S Customer 8388	\$ 1,921.15	-2.77%	\$ 4,183.45	\$ 4,128.65	-1.31%	\$ 8,323.79	\$ 8,268.99	-0.66%
MGS-S Customer 8389	\$ 2,618.63	-3.28%	\$ 6,645.16	\$ 6,556.35	-1.34%	\$ 7,403.87	\$ 7,315.06	-1.20%
MGS-S Customer 8390	\$ 850.47	-1.34%	\$ 1,017.81	\$ 1,006.30	-1.13%	\$ 8,656.11	\$ 8,644.60	-0.13%
MGS-S Customer 8391	\$ 1,415.72	-2.73%	\$ 3,085.84	\$ 3,046.18	-1.29%	\$ 8,921.06	\$ 8,881.40	-0.44%
MGS-S Customer 8392	\$ 2,669.52	-3.09%	\$ 6,631.52	\$ 6,546.48	-1.28%	\$ 19,897.07	\$ 19,812.03	-0.43%
MGS-S Customer 8393	\$ 2,340.75	-2.98%	\$ 5,563.05	\$ 5,491.18	-1.29%	\$ 14,886.97	\$ 14,815.10	-0.48%
MGS-S Customer 8394	\$ 2,337.90	-2.98%	\$ 5,624.94	\$ 5,553.18	-1.28%	\$ 18,390.48	\$ 18,318.72	-0.39%
MGS-S Customer 8395	\$ 2,358.72	-3.20%	\$ 6,052.65	\$ 5,974.78	-1.29%	\$ 17,333.90	\$ 17,256.03	-0.45%
MGS-S Customer 8396	\$ 2,867.52	-3.14%	\$ 7,187.00	\$ 7,093.94	-1.29%	\$ 18,321.19	\$ 18,228.13	-0.51%
MGS-S Customer 8397	\$ 2,202.29	-2.92%	\$ 5,147.14	\$ 5,080.99	-1.29%	\$ 14,909.71	\$ 14,843.56	-0.44%

Customer	Distribution 8/25 Prices	Distribution % Difference	Delivery 1/25 Prices	Delivery 8/25 Prices	Delivery % Difference	Bundled 1/25 Prices	Bundled 8/25 Prices	Bundled % Difference
MGS-S Customer 8398	\$ 2,691.39	-3.10%	\$ 6,798.75	\$ 6,712.78	-1.26%	\$ 24,887.37	\$ 24,801.40	-0.35%
MGS-S Customer 8399	\$ 12,631.36	-3.73%	\$ 38,790.45	\$ 38,300.85	-1.26%	\$ 147,638.02	\$ 147,148.42	-0.33%
MGS-S Customer 8400	\$ 2,192.79	-3.06%	\$ 4,971.80	\$ 4,902.50	-1.39%	\$ 17,714.48	\$ 17,645.18	-0.39%
MGS-S Customer 8401	\$ 6,927.39	-3.58%	\$ 20,172.38	\$ 19,915.22	-1.27%	\$ 66,216.07	\$ 65,958.91	-0.39%
MGS-S Customer 8402	\$ 1,026.28	-2.29%	\$ 2,002.51	\$ 1,978.48	-1.20%	\$ 12,179.63	\$ 12,155.60	-0.20%
MGS-S Customer 8403	\$ 2,504.69	-3.04%	\$ 6,018.97	\$ 5,940.46	-1.30%	\$ 13,354.70	\$ 13,276.19	-0.59%
MGS-S Customer 8404	\$ 5,131.55	-3.55%	\$ 14,608.15	\$ 14,419.52	-1.29%	\$ 65,231.52	\$ 65,042.89	-0.29%
MGS-S Customer 8405	\$ 1,252.01	-2.17%	\$ 2,165.43	\$ 2,137.66	-1.28%	\$ 6,480.03	\$ 6,452.26	-0.43%
MGS-S Customer 8406	\$ 4,228.53	-3.39%	\$ 11,356.60	\$ 11,208.35	-1.31%	\$ 24,752.87	\$ 24,604.62	-0.60%
MGS-S Customer 8407	\$ 4,239.07	-3.38%	\$ 11,490.80	\$ 11,342.31	-1.29%	\$ 30,330.59	\$ 30,182.10	-0.49%
MGS-S Customer 8408	\$ 2,063.41	-2.86%	\$ 4,647.35	\$ 4,586.66	-1.31%	\$ 10,108.01	\$ 10,047.32	-0.60%
MGS-S Customer 8409	\$ 6,018.70	-3.54%	\$ 17,391.59	\$ 17,170.98	-1.27%	\$ 61,351.11	\$ 61,130.50	-0.36%
MGS-S Customer 8410	\$ 3,562.38	-3.29%	\$ 9,383.47	\$ 9,262.32	-1.29%	\$ 25,177.68	\$ 25,056.53	-0.48%
MGS-S Customer 8411	\$ 4,133.84	-3.38%	\$ 11,049.59	\$ 10,904.90	-1.31%	\$ 24,290.46	\$ 24,145.77	-0.60%
MGS-S Customer 8412	\$ 5,221.98	-3.49%	\$ 14,129.79	\$ 13,941.19	-1.33%	\$ 15,788.90	\$ 15,600.30	-1.19%
MGS-S Customer 8413	\$ 876.22	-1.41%	\$ 944.71	\$ 932.15	-1.33%	\$ 1,166.84	\$ 1,154.28	-1.08%
MGS-S Customer 8414	\$ 1,921.16	-3.03%	\$ 4,702.99	\$ 4,642.85	-1.28%	\$ 14,796.93	\$ 14,736.79	-0.41%
MGS-S Customer 8415	\$ 1,762.67	-2.67%	\$ 3,747.11	\$ 3,698.68	-1.29%	\$ 9,908.21	\$ 9,859.78	-0.49%
MGS-S Customer 8416	\$ 4,463.14	-3.56%	\$ 12,360.23	\$ 12,195.28	-1.33%	\$ 61,230.80	\$ 61,065.85	-0.27%
MGS-S Customer 8417	\$ 2,202.93	-2.92%	\$ 5,070.68	\$ 5,004.50	-1.31%	\$ 10,966.69	\$ 10,900.51	-0.60%
MGS-S Customer 8418	\$ 1,653.58	-2.90%	\$ 3,904.63	\$ 3,855.29	-1.26%	\$ 14,466.59	\$ 14,417.25	-0.34%
MGS-S Customer 8419	\$ 2,607.83	-3.07%	\$ 6,507.90	\$ 6,425.22	-1.27%	\$ 22,528.81	\$ 22,446.13	-0.37%
MGS-S Customer 8420	\$ 1,841.54	-2.73%	\$ 4,024.15	\$ 3,972.54	-1.28%	\$ 12,088.99	\$ 12,037.38	-0.43%
MGS-S Customer 8421	\$ 1,859.77	-2.74%	\$ 4,130.44	\$ 4,078.08	-1.27%	\$ 14,662.46	\$ 14,610.10	-0.36%
MGS-S Customer 8422	\$ 10,396.41	-3.73%	\$ 30,539.29	\$ 30,135.95	-1.32%	\$ 88,128.18	\$ 87,724.84	-0.46%
MGS-S Customer 8423	\$ 19,410.08	-3.89%	\$ 56,970.37	\$ 56,185.61	-1.38%	\$ 117,941.46	\$ 117,156.70	-0.67%
MGS-S Customer 8424	\$ 1,200.24	-2.52%	\$ 2,403.98	\$ 2,372.97	-1.29%	\$ 6,593.34	\$ 6,562.33	-0.47%
MGS-S Customer 8425	\$ 1,753.41	-2.96%	\$ 4,128.80	\$ 4,075.28	-1.30%	\$ 10,543.22	\$ 10,489.70	-0.51%
MGS-S Customer 8426	\$ 3,552.59	-3.44%	\$ 9,851.23	\$ 9,724.80	-1.28%	\$ 29,705.68	\$ 29,579.25	-0.43%
MGS-S Customer 8427	\$ 3,318.75	-3.24%	\$ 8,645.81	\$ 8,534.59	-1.29%	\$ 24,597.02	\$ 24,485.80	-0.45%
MGS-S Customer 8428	\$ 3,191.67	-3.23%	\$ 8,298.03	\$ 8,191.65	-1.28%	\$ 25,300.46	\$ 25,194.08	-0.42%
MGS-S Customer 8429	\$ 1,562.54	-2.84%	\$ 3,531.24	\$ 3,485.59	-1.29%	\$ 9,314.47	\$ 9,268.82	-0.49%
MGS-S Customer 8430	\$ 1,769.00	-2.97%	\$ 4,168.35	\$ 4,114.28	-1.30%	\$ 10,392.41	\$ 10,338.34	-0.52%
MGS-S Customer 8431	\$ 3,348.25	-3.41%	\$ 9,187.90	\$ 9,069.79	-1.29%	\$ 26,944.47	\$ 26,826.36	-0.44%
MGS-S Customer 8432	\$ 3,820.45	-3.47%	\$ 10,680.05	\$ 10,542.78	-1.29%	\$ 31,448.61	\$ 31,311.34	-0.44%
MGS-S Customer 8433	\$ 2,568.19	-3.05%	\$ 6,172.64	\$ 6,091.96	-1.31%	\$ 12,601.69	\$ 12,521.01	-0.64%
MGS-S Customer 8434	\$ 1,885.44	-3.02%	\$ 4,521.49	\$ 4,462.84	-1.30%	\$ 11,106.85	\$ 11,048.20	-0.53%
MGS-S Customer 8435	\$ 1,773.35	-2.69%	\$ 3,752.32	\$ 3,703.39	-1.30%	\$ 8,408.68	\$ 8,359.75	-0.58%
MGS-S Customer 8436	\$ 3,751.69	-3.45%	\$ 10,563.59	\$ 10,429.37	-1.27%	\$ 36,464.31	\$ 36,330.09	-0.37%
MGS-S Customer 8437	\$ 3,503.01	-3.28%	\$ 9,118.46	\$ 8,999.51	-1.30%	\$ 20,231.40	\$ 20,112.45	-0.59%

Customer	Distribution 8/25 Prices	Distribution % Difference	Delivery 1/25 Prices	Delivery 8/25 Prices	Delivery % Difference	Bundled 1/25 Prices	Bundled 8/25 Prices	Bundled % Difference
MGS-S Customer 8438	\$ 1,613.64	-2.87%	\$ 3,723.36	\$ 3,675.66	-1.28%	\$ 11,385.88	\$ 11,338.18	-0.42%
MGS-S Customer 8439	\$ 1,418.79	-2.71%	\$ 3,013.51	\$ 2,974.02	-1.31%	\$ 5,564.56	\$ 5,525.07	-0.71%
MGS-S Customer 8440	\$ 2,174.31	-3.13%	\$ 5,493.61	\$ 5,423.37	-1.28%	\$ 17,132.62	\$ 17,062.38	-0.41%
MGS-S Customer 8441	\$ 2,716.13	-3.10%	\$ 6,829.35	\$ 6,742.34	-1.27%	\$ 22,660.01	\$ 22,573.00	-0.38%
MGS-S Customer 8442	\$ 1,825.13	-2.99%	\$ 4,272.56	\$ 4,216.29	-1.32%	\$ 7,469.66	\$ 7,413.39	-0.75%
MGS-S Customer 8443	\$ 1,243.70	-2.16%	\$ 2,122.19	\$ 2,094.76	-1.29%	\$ 5,564.04	\$ 5,536.61	-0.49%
MGS-S Customer 8444	\$ 2,059.62	-3.11%	\$ 5,018.13	\$ 4,952.12	-1.32%	\$ 9,383.12	\$ 9,317.11	-0.70%
MGS-S Customer 8445	\$ 3,744.11	-3.32%	\$ 10,082.66	\$ 9,954.17	-1.27%	\$ 33,246.19	\$ 33,117.70	-0.39%
MGS-S Customer 8446	\$ 2,210.30	-2.92%	\$ 5,165.00	\$ 5,098.41	-1.29%	\$ 14,328.60	\$ 14,262.01	-0.46%
MGS-S Customer 8447	\$ 2,105.18	-2.88%	\$ 4,746.66	\$ 4,684.34	-1.31%	\$ 9,030.18	\$ 8,967.86	-0.69%
MGS-S Customer 8448	\$ 2,697.22	-3.10%	\$ 6,446.30	\$ 6,360.11	-1.34%	\$ 6,446.30	\$ 6,360.11	-1.34%
MGS-S Customer 8449	\$ 3,526.70	-3.28%	\$ 9,306.45	\$ 9,186.72	-1.29%	\$ 26,562.09	\$ 26,442.36	-0.45%
MGS-S Customer 8450	\$ 2,769.16	-3.12%	\$ 6,953.32	\$ 6,864.16	-1.28%	\$ 21,001.12	\$ 20,911.96	-0.42%
MGS-S Customer 8451	\$ 2,253.01	-2.94%	\$ 5,376.07	\$ 5,307.78	-1.27%	\$ 18,594.09	\$ 18,525.80	-0.37%
MGS-S Customer 8452	\$ 6,556.89	-3.56%	\$ 19,015.91	\$ 18,773.58	-1.27%	\$ 62,925.15	\$ 62,682.82	-0.39%
MGS-S Customer 8453	\$ 2,251.31	-3.17%	\$ 5,615.98	\$ 5,542.33	-1.31%	\$ 11,128.06	\$ 11,054.41	-0.66%
MGS-S Customer 8454	\$ 774.16	-1.75%	\$ 1,044.19	\$ 1,030.42	-1.32%	\$ 1,776.05	\$ 1,762.28	-0.78%
MGS-S Customer 8455	\$ 7,239.23	-4.29%	\$ 17,208.73	\$ 16,884.04	-1.89%	\$ 32,552.06	\$ 32,227.37	-1.00%
MGS-S Customer 8456	\$ 1,718.17	-2.64%	\$ 3,580.27	\$ 3,533.77	-1.30%	\$ 8,443.33	\$ 8,396.83	-0.55%
MGS-S Customer 8457	\$ 3,471.92	-3.28%	\$ 9,164.41	\$ 9,046.85	-1.28%	\$ 27,469.45	\$ 27,351.89	-0.43%
MGS-S Customer 8458	\$ 1,395.93	-2.70%	\$ 2,992.64	\$ 2,953.91	-1.29%	\$ 7,501.60	\$ 7,462.87	-0.52%
MGS-S Customer 8459	\$ 2,156.03	-2.89%	\$ 4,966.46	\$ 4,902.21	-1.29%	\$ 12,776.84	\$ 12,712.59	-0.50%
MGS-S Customer 8460	\$ 2,083.26	-2.86%	\$ 4,788.63	\$ 4,727.28	-1.28%	\$ 14,574.17	\$ 14,512.82	-0.42%
MGS-S Customer 8461	\$ 1,913.57	-2.78%	\$ 4,160.42	\$ 4,105.75	-1.31%	\$ 7,863.13	\$ 7,808.46	-0.70%
MGS-S Customer 8462	\$ 1,534.85	-2.49%	\$ 3,042.02	\$ 3,002.84	-1.29%	\$ 8,476.40	\$ 8,437.22	-0.46%
MGS-S Customer 8463	\$ 2,122.33	-3.12%	\$ 5,308.48	\$ 5,240.24	-1.29%	\$ 15,340.83	\$ 15,272.59	-0.44%
MGS-S Customer 8464	\$ 2,141.76	-2.89%	\$ 5,048.59	\$ 4,984.79	-1.26%	\$ 18,691.67	\$ 18,627.87	-0.34%
MGS-S Customer 8465	\$ 1,806.52	-2.72%	\$ 3,837.49	\$ 3,787.07	-1.31%	\$ 7,375.09	\$ 7,324.67	-0.68%
MGS-S Customer 8466	\$ 2,199.85	-3.15%	\$ 5,437.48	\$ 5,366.02	-1.31%	\$ 10,105.61	\$ 10,034.15	-0.71%
MGS-S Customer 8467	\$ 5,013.11	-3.46%	\$ 14,108.15	\$ 13,928.60	-1.27%	\$ 47,139.49	\$ 46,959.94	-0.38%
MGS-S Customer 8468	\$ 9,114.49	-3.78%	\$ 26,585.75	\$ 26,228.04	-1.35%	\$ 95,226.22	\$ 94,868.51	-0.38%
MGS-S Customer 8469	\$ 1,913.47	-3.03%	\$ 4,683.91	\$ 4,624.06	-1.28%	\$ 14,940.67	\$ 14,880.82	-0.40%
MGS-S Customer 8470	\$ 3,485.00	-3.42%	\$ 9,565.61	\$ 9,442.34	-1.29%	\$ 26,481.20	\$ 26,357.93	-0.47%
MGS-S Customer 8471	\$ 2,421.20	-3.01%	\$ 5,716.03	\$ 5,640.91	-1.31%	\$ 10,600.00	\$ 10,524.88	-0.71%
MGS-S Customer 8472	\$ 1,782.84	-2.97%	\$ 4,238.64	\$ 4,184.14	-1.29%	\$ 12,168.31	\$ 12,113.81	-0.45%
MGS-S Customer 8473	\$ 3,165.80	-3.21%	\$ 8,270.40	\$ 8,165.27	-1.27%	\$ 28,246.89	\$ 28,141.76	-0.37%
MGS-S Customer 8474	\$ 3,066.89	-3.19%	\$ 7,796.87	\$ 7,695.66	-1.30%	\$ 19,033.22	\$ 18,932.01	-0.53%
MGS-S Customer 8475	\$ 4,356.99	-3.40%	\$ 12,001.74	\$ 11,848.27	-1.28%	\$ 37,907.60	\$ 37,754.13	-0.40%
MGS-S Customer 8476	\$ 2,378.45	-3.20%	\$ 6,170.70	\$ 6,092.07	-1.27%	\$ 20,421.32	\$ 20,342.69	-0.39%
MGS-S Customer 8477	\$ 1,802.75	-2.70%	\$ 3,879.52	\$ 3,829.45	-1.29%	\$ 10,532.64	\$ 10,482.57	-0.48%

Internal Use

Customer	Distribution 8/25 Prices	Distribution % Difference	Delivery 1/25 Prices	Delivery 8/25 Prices	Delivery % Difference	Bundled 1/25 Prices	Bundled 8/25 Prices	Bundled % Difference
MGS-S Customer 8478	\$ 5,468.51	-3.50%	\$ 15,864.13	\$ 15,665.67	-1.25%	\$ 66,240.70	\$ 66,042.24	-0.30%
MGS-S Customer 8479	\$ 2,121.52	-2.88%	\$ 4,941.71	\$ 4,878.80	-1.27%	\$ 16,522.33	\$ 16,459.42	-0.38%
MGS-S Customer 8480	\$ 2,337.76	-2.97%	\$ 5,664.13	\$ 5,592.48	-1.26%	\$ 20,605.25	\$ 20,533.60	-0.35%
MGS-S Customer 8481	\$ 1,470.27	-2.77%	\$ 3,242.95	\$ 3,201.12	-1.29%	\$ 8,778.45	\$ 8,736.62	-0.48%
MGS-S Customer 8482	\$ 3,264.56	-3.27%	\$ 8,403.81	\$ 8,293.33	-1.31%	\$ 23,404.34	\$ 23,293.86	-0.47%
MGS-S Customer 8483	\$ 5,319.70	-4.02%	\$ 12,844.17	\$ 12,621.23	-1.74%	\$ 27,671.02	\$ 27,448.08	-0.81%
MGS-S Customer 8484	\$ 16,329.43	-4.14%	\$ 44,889.17	\$ 44,183.07	-1.57%	\$ 109,151.06	\$ 108,444.96	-0.65%
MGS-S Customer 8485	\$ 2,268.39	-3.17%	\$ 5,777.01	\$ 5,702.80	-1.28%	\$ 16,974.51	\$ 16,900.30	-0.44%
MGS-S Customer 8486	\$ 7,432.45	-3.95%	\$ 19,582.31	\$ 19,276.49	-1.56%	\$ 43,063.49	\$ 42,757.67	-0.71%
MGS-S Customer 8487	\$ 2,881.88	-3.16%	\$ 7,311.91	\$ 7,218.02	-1.28%	\$ 21,805.11	\$ 21,711.22	-0.43%
MGS-S Customer 8488	\$ 2,855.00	-3.32%	\$ 7,703.55	\$ 7,605.54	-1.27%	\$ 26,207.18	\$ 26,109.17	-0.37%
MGS-S Customer 8489	\$ 3,021.47	-3.32%	\$ 8,033.34	\$ 7,929.47	-1.29%	\$ 20,163.57	\$ 20,059.70	-0.52%
MGS-S Customer 8490	\$ 12,231.19	-3.72%	\$ 36,117.66	\$ 35,645.61	-1.31%	\$ 76,612.70	\$ 76,140.65	-0.62%
MGS-S Customer 8491	\$ 10,162.37	-3.69%	\$ 30,675.39	\$ 30,286.44	-1.27%	\$ 109,688.72	\$ 109,299.77	-0.35%
MGS-S Customer 8492	\$ 7,372.11	-3.61%	\$ 21,295.00	\$ 21,019.24	-1.29%	\$ 54,943.36	\$ 54,667.60	-0.50%
MGS-S Customer 8493	\$ 1,582.46	-2.53%	\$ 3,149.96	\$ 3,108.92	-1.30%	\$ 6,982.25	\$ 6,941.21	-0.59%
MGS-S Customer 8494	\$ 1,360.86	-2.65%	\$ 2,846.03	\$ 2,809.01	-1.30%	\$ 6,101.63	\$ 6,064.61	-0.61%
MGS-S Customer 8495	\$ 1,608.75	-2.87%	\$ 3,741.75	\$ 3,694.26	-1.27%	\$ 13,055.15	\$ 13,007.66	-0.36%
MGS-S Customer 8496	\$ 2,936.99	-3.17%	\$ 7,302.32	\$ 7,206.28	-1.32%	\$ 13,358.29	\$ 13,262.25	-0.72%
MGS-S Customer 8497	\$ 8,056.22	-3.62%	\$ 23,807.58	\$ 23,504.70	-1.27%	\$ 80,564.63	\$ 80,261.75	-0.38%
MGS-S Customer 8498	\$ 1,921.01	-2.77%	\$ 4,240.33	\$ 4,185.51	-1.29%	\$ 11,114.43	\$ 11,059.61	-0.49%
MGS-S Customer 8499	\$ 3,059.91	-3.36%	\$ 8,171.31	\$ 8,065.04	-1.30%	\$ 19,286.88	\$ 19,180.61	-0.55%
MGS-S Customer 8500	\$ 3,033.70	-3.18%	\$ 7,780.61	\$ 7,680.98	-1.28%	\$ 23,731.82	\$ 23,632.19	-0.42%
MGS-S Customer 8501	\$ 4,484.27	-3.43%	\$ 12,196.58	\$ 12,037.46	-1.30%	\$ 31,685.39	\$ 31,526.27	-0.50%
MGS-S Customer 8502	\$ 4,960.83	-3.46%	\$ 14,415.17	\$ 14,237.34	-1.23%	\$ 69,263.33	\$ 69,085.50	-0.26%
MGS-S Customer 8503	\$ 2,219.35	-3.15%	\$ 5,645.00	\$ 5,572.82	-1.28%	\$ 17,752.38	\$ 17,680.20	-0.41%
MGS-S Customer 8504	\$ 3,289.32	-3.24%	\$ 8,684.01	\$ 8,573.75	-1.27%	\$ 30,289.10	\$ 30,178.84	-0.36%
MGS-S Customer 8505	\$ 7,895.74	-3.78%	\$ 21,996.54	\$ 21,686.43	-1.41%	\$ 50,928.10	\$ 50,617.99	-0.61%
MGS-S Customer 8506	\$ 850.47	-1.34%	\$ 937.95	\$ 926.44	-1.23%	\$ 4,661.92	\$ 4,650.41	-0.25%
MGS-S Customer 8507	\$ 2,255.68	-3.14%	\$ 5,638.56	\$ 5,565.35	-1.30%	\$ 13,109.35	\$ 13,036.14	-0.56%
MGS-S Customer 8508	\$ 2,829.31	-3.13%	\$ 7,121.77	\$ 7,030.22	-1.29%	\$ 20,620.54	\$ 20,528.99	-0.44%
MGS-S Customer 8509	\$ 9,974.60	-3.67%	\$ 29,884.89	\$ 29,504.57	-1.27%	\$ 100,527.26	\$ 100,146.94	-0.38%
MGS-S Customer 8510	\$ 1,115.59	-2.41%	\$ 2,153.50	\$ 2,125.96	-1.28%	\$ 6,714.91	\$ 6,687.37	-0.41%
MGS-S Customer 8511	\$ 1,633.13	-2.87%	\$ 3,711.90	\$ 3,663.71	-1.30%	\$ 8,626.15	\$ 8,577.96	-0.56%
MGS-S Customer 8512	\$ 1,762.22	-2.67%	\$ 3,796.49	\$ 3,748.09	-1.27%	\$ 12,461.90	\$ 12,413.50	-0.39%
MGS-S Customer 8513	\$ 5,902.06	-3.53%	\$ 16,860.79	\$ 16,644.81	-1.28%	\$ 51,852.90	\$ 51,636.92	-0.42%
MGS-S Customer 8514	\$ 1,959.08	-3.04%	\$ 4,760.67	\$ 4,699.34	-1.29%	\$ 12,907.21	\$ 12,845.88	-0.48%
MGS-S Customer 8515	\$ 4,309.94	-3.40%	\$ 12,022.34	\$ 11,870.81	-1.26%	\$ 46,004.35	\$ 45,852.82	-0.33%
MGS-S Customer 8516	\$ 3,851.85	-3.34%	\$ 10,553.71	\$ 10,420.80	-1.26%	\$ 40,686.87	\$ 40,553.96	-0.33%
MGS-S Customer 8517	\$ 2,143.81	-2.89%	\$ 5,062.34	\$ 4,998.46	-1.26%	\$ 19,093.92	\$ 19,030.04	-0.33%

Customer	Distribution 8/25 Prices	Distribution % Difference	Delivery 1/25 Prices	Delivery 8/25 Prices	Delivery % Difference	Bundled 1/25 Prices	Bundled 8/25 Prices	Bundled % Difference
MGS-S Customer 8518	\$ 2,275.60	-2.95%	\$ 5,387.31	\$ 5,318.09	-1.28%	\$ 15,781.76	\$ 15,712.54	-0.44%
MGS-S Customer 8519	\$ 6,359.88	-3.56%	\$ 17,966.92	\$ 17,732.29	-1.31%	\$ 39,009.72	\$ 38,775.09	-0.60%
MGS-S Customer 8520	\$ 1,270.01	-2.59%	\$ 2,620.61	\$ 2,586.83	-1.29%	\$ 7,198.01	\$ 7,164.23	-0.47%
MGS-S Customer 8521	\$ 1,247.78	-2.16%	\$ 2,130.96	\$ 2,103.36	-1.30%	\$ 5,380.50	\$ 5,352.90	-0.51%
MGS-S Customer 8522	\$ 2,072.96	-3.10%	\$ 5,196.24	\$ 5,129.95	-1.28%	\$ 16,943.12	\$ 16,876.83	-0.39%
MGS-S Customer 8523	\$ 1,077.51	-1.89%	\$ 1,589.65	\$ 1,568.90	-1.31%	\$ 3,461.40	\$ 3,440.65	-0.60%
MGS-S Customer 8524	\$ 5,757.99	-3.52%	\$ 16,683.56	\$ 16,473.49	-1.26%	\$ 64,578.32	\$ 64,368.25	-0.33%
MGS-S Customer 8525	\$ 2,183.37	-3.15%	\$ 5,488.92	\$ 5,418.00	-1.29%	\$ 14,815.35	\$ 14,744.43	-0.48%
MGS-S Customer 8526	\$ 1,819.58	-2.99%	\$ 4,344.36	\$ 4,288.27	-1.29%	\$ 11,760.30	\$ 11,704.21	-0.48%
MGS-S Customer 8527	\$ 1,046.89	-2.32%	\$ 1,864.29	\$ 1,839.44	-1.33%	\$ 2,231.19	\$ 2,206.34	-1.11%
MGS-S Customer 8528	\$ 10,823.69	-3.71%	\$ 33,227.03	\$ 32,810.08	-1.25%	\$ 145,031.74	\$ 144,614.79	-0.29%
MGS-S Customer 8529	\$ 2,547.30	-3.05%	\$ 6,245.43	\$ 6,165.27	-1.28%	\$ 18,564.77	\$ 18,484.61	-0.43%
MGS-S Customer 8530	\$ 3,059.41	-3.19%	\$ 7,955.14	\$ 7,854.35	-1.27%	\$ 28,342.06	\$ 28,241.27	-0.36%
MGS-S Customer 8531	\$ 8,775.38	-3.66%	\$ 25,911.24	\$ 25,578.01	-1.29%	\$ 76,059.28	\$ 75,726.05	-0.44%
MGS-S Customer 8532	\$ 1,964.41	-2.80%	\$ 4,407.85	\$ 4,351.26	-1.28%	\$ 13,028.02	\$ 12,971.43	-0.43%
MGS-S Customer 8533	\$ 5,670.42	-3.52%	\$ 15,940.35	\$ 15,733.34	-1.30%	\$ 39,177.01	\$ 38,970.00	-0.53%
MGS-S Customer 8534	\$ 1,463.30	-2.76%	\$ 3,171.64	\$ 3,130.08	-1.31%	\$ 6,213.00	\$ 6,171.44	-0.67%
MGS-S Customer 8535	\$ 4,082.53	-3.37%	\$ 11,231.02	\$ 11,088.45	-1.27%	\$ 39,559.27	\$ 39,416.70	-0.36%
MGS-S Customer 8536	\$ 3,075.90	-3.19%	\$ 7,883.98	\$ 7,782.47	-1.29%	\$ 22,217.21	\$ 22,115.70	-0.46%
MGS-S Customer 8537	\$ 1,516.08	-2.80%	\$ 3,380.79	\$ 3,337.05	-1.29%	\$ 8,744.21	\$ 8,700.47	-0.50%
MGS-S Customer 8538	\$ 1,982.02	-2.81%	\$ 4,449.22	\$ 4,391.93	-1.29%	\$ 12,508.24	\$ 12,450.95	-0.46%
MGS-S Customer 8539	\$ 2,248.01	-2.94%	\$ 5,266.94	\$ 5,198.92	-1.29%	\$ 14,075.64	\$ 14,007.62	-0.48%
MGS-S Customer 8540	\$ 2,988.61	-3.18%	\$ 7,459.61	\$ 7,361.52	-1.31%	\$ 13,661.73	\$ 13,563.64	-0.72%
MGS-S Customer 8541	\$ 3,064.14	-3.20%	\$ 7,615.23	\$ 7,514.08	-1.33%	\$ 10,232.10	\$ 10,130.95	-0.99%
MGS-S Customer 8542	\$ 2,644.17	-3.08%	\$ 6,400.05	\$ 6,316.12	-1.31%	\$ 12,276.86	\$ 12,192.93	-0.68%
MGS-S Customer 8543	\$ 3,631.85	-3.44%	\$ 10,241.54	\$ 10,112.22	-1.26%	\$ 38,254.53	\$ 38,125.21	-0.34%
MGS-S Customer 8544	\$ 2,634.35	-3.07%	\$ 6,385.10	\$ 6,301.55	-1.31%	\$ 12,948.41	\$ 12,864.86	-0.65%
MGS-S Customer 8545	\$ 3,494.75	-3.42%	\$ 9,602.99	\$ 9,479.18	-1.29%	\$ 26,523.15	\$ 26,399.34	-0.47%
MGS-S Customer 8546	\$ 3,134.70	-3.21%	\$ 8,153.45	\$ 8,049.54	-1.27%	\$ 26,920.11	\$ 26,816.20	-0.39%
MGS-S Customer 8547	\$ 2,486.48	-3.04%	\$ 6,111.56	\$ 6,033.65	-1.27%	\$ 20,362.52	\$ 20,284.61	-0.38%
MGS-S Customer 8548	\$ 3,898.18	-3.34%	\$ 10,477.71	\$ 10,342.89	-1.29%	\$ 29,916.24	\$ 29,781.42	-0.45%
MGS-S Customer 8549	\$ 2,787.97	-3.13%	\$ 6,907.96	\$ 6,818.02	-1.30%	\$ 15,888.17	\$ 15,798.23	-0.57%
MGS-S Customer 8550	\$ 2,349.09	-3.19%	\$ 6,044.54	\$ 5,967.26	-1.28%	\$ 18,863.21	\$ 18,785.93	-0.41%
MGS-S Customer 8551	\$ 4,111.66	-3.37%	\$ 11,106.68	\$ 10,963.18	-1.29%	\$ 29,644.82	\$ 29,501.32	-0.48%
MGS-S Customer 8552	\$ 2,056.89	-2.85%	\$ 4,607.22	\$ 4,546.84	-1.31%	\$ 9,173.20	\$ 9,112.82	-0.66%
MGS-S Customer 8553	\$ 1,940.02	-3.05%	\$ 4,902.36	\$ 4,841.43	-1.24%	\$ 21,886.97	\$ 21,826.04	-0.28%
MGS-S Customer 8554	\$ 2,426.33	-3.19%	\$ 6,184.88	\$ 6,104.87	-1.29%	\$ 15,389.16	\$ 15,309.15	-0.52%
MGS-S Customer 8555	\$ 2,070.36	-3.08%	\$ 5,061.48	\$ 4,995.67	-1.30%	\$ 11,499.44	\$ 11,433.63	-0.57%
MGS-S Customer 8556	\$ 3,774.58	-3.45%	\$ 10,317.70	\$ 10,182.63	-1.31%	\$ 20,971.64	\$ 20,836.57	-0.64%
MGS-S Customer 8557	\$ 1,751.12	-2.66%	\$ 3,641.91	\$ 3,594.14	-1.31%	\$ 6,809.64	\$ 6,761.87	-0.70%

Customer	Distribution 8/25 Prices	Distribution % Difference	Delivery 1/25 Prices	Delivery 8/25 Prices	Delivery % Difference	Bundled 1/25 Prices	Bundled 8/25 Prices	Bundled % Difference
MGS-S Customer 8558	\$ 2,152.08	-3.13%	\$ 5,362.84	\$ 5,293.36	-1.30%	\$ 13,551.32	\$ 13,481.84	-0.51%
MGS-S Customer 8559	\$ 2,646.91	-3.08%	\$ 6,519.92	\$ 6,435.70	-1.29%	\$ 17,448.10	\$ 17,363.88	-0.48%
MGS-S Customer 8560	\$ 9,272.32	-3.66%	\$ 27,938.09	\$ 27,585.47	-1.26%	\$ 105,518.55	\$ 105,165.93	-0.33%
MGS-S Customer 8561	\$ 1,888.15	-2.75%	\$ 4,156.40	\$ 4,102.92	-1.29%	\$ 11,823.61	\$ 11,770.13	-0.45%
MGS-S Customer 8562	\$ 4,208.92	-3.38%	\$ 11,331.26	\$ 11,183.93	-1.30%	\$ 26,692.87	\$ 26,545.54	-0.55%
MGS-S Customer 8563	\$ 2,011.75	-2.83%	\$ 4,509.70	\$ 4,451.16	-1.30%	\$ 11,005.59	\$ 10,947.05	-0.53%
MGS-S Customer 8564	\$ 18,096.65	-3.77%	\$ 56,451.29	\$ 55,741.39	-1.26%	\$ 224,939.92	\$ 224,230.02	-0.32%
MGS-S Customer 8565	\$ 848.62	-1.94%	\$ 1,283.15	\$ 1,266.36	-1.31%	\$ 2,644.83	\$ 2,628.04	-0.63%
MGS-S Customer 8566	\$ 4,334.01	-3.53%	\$ 11,301.08	\$ 11,142.71	-1.40%	\$ 23,943.21	\$ 23,784.84	-0.66%
MGS-S Customer 8567	\$ 1,939.65	-2.80%	\$ 4,206.16	\$ 4,150.32	-1.33%	\$ 5,997.81	\$ 5,941.97	-0.93%
MGS-S Customer 8568	\$ 2,457.58	-3.02%	\$ 6,012.71	\$ 5,936.16	-1.27%	\$ 20,183.69	\$ 20,107.14	-0.38%
MGS-S Customer 8569	\$ 2,843.73	-3.14%	\$ 6,930.86	\$ 6,838.78	-1.33%	\$ 9,071.25	\$ 8,979.17	-1.02%
MGS-S Customer 8570	\$ 7,738.96	-3.62%	\$ 22,733.04	\$ 22,442.44	-1.28%	\$ 72,497.15	\$ 72,206.55	-0.40%
MGS-S Customer 8571	\$ 7,387.67	-3.60%	\$ 21,330.74	\$ 21,054.58	-1.29%	\$ 54,979.10	\$ 54,702.94	-0.50%
MGS-S Customer 8572	\$ 1,822.18	-2.99%	\$ 4,314.03	\$ 4,257.92	-1.30%	\$ 10,074.52	\$ 10,018.41	-0.56%
MGS-S Customer 8573	\$ 2,593.52	-3.07%	\$ 6,355.32	\$ 6,273.27	-1.29%	\$ 17,133.35	\$ 17,051.30	-0.48%
MGS-S Customer 8574	\$ 3,533.57	-3.43%	\$ 9,450.10	\$ 9,324.70	-1.33%	\$ 13,088.26	\$ 12,962.86	-0.96%
MGS-S Customer 8575	\$ 1,767.48	-2.96%	\$ 4,207.51	\$ 4,153.58	-1.28%	\$ 12,785.85	\$ 12,731.92	-0.42%
MGS-S Customer 8576	\$ 1,848.82	-3.00%	\$ 4,493.01	\$ 4,435.80	-1.27%	\$ 14,996.13	\$ 14,938.92	-0.38%
MGS-S Customer 8577	\$ 1,903.91	-3.03%	\$ 4,670.09	\$ 4,610.59	-1.27%	\$ 15,547.99	\$ 15,488.49	-0.38%
MGS-S Customer 8578	\$ 3,016.89	-3.18%	\$ 7,881.49	\$ 7,782.31	-1.26%	\$ 30,709.31	\$ 30,610.13	-0.32%
MGS-S Customer 8579	\$ 2,856.76	-3.14%	\$ 7,154.87	\$ 7,062.38	-1.29%	\$ 18,597.23	\$ 18,504.74	-0.50%
MGS-S Customer 8580	\$ 1,732.94	-2.94%	\$ 4,227.59	\$ 4,175.05	-1.24%	\$ 18,878.82	\$ 18,826.28	-0.28%
MGS-S Customer 8581	\$ 1,416.84	-2.37%	\$ 2,651.60	\$ 2,617.15	-1.30%	\$ 6,350.09	\$ 6,315.64	-0.54%
MGS-S Customer 8582	\$ 5,127.45	-3.47%	\$ 14,433.79	\$ 14,249.21	-1.28%	\$ 45,458.66	\$ 45,274.08	-0.41%
MGS-S Customer 8583	\$ 2,447.76	-3.00%	\$ 5,725.68	\$ 5,650.10	-1.32%	\$ 8,677.80	\$ 8,602.22	-0.87%
MGS-S Customer 8584	\$ 4,371.07	-3.40%	\$ 11,949.50	\$ 11,795.67	-1.29%	\$ 33,728.15	\$ 33,574.32	-0.46%
MGS-S Customer 8585	\$ 4,560.62	-3.44%	\$ 12,689.68	\$ 12,527.43	-1.28%	\$ 40,780.26	\$ 40,618.01	-0.40%
MGS-S Customer 8586	\$ 6,579.70	-3.57%	\$ 18,753.13	\$ 18,509.78	-1.30%	\$ 46,148.99	\$ 45,905.64	-0.53%
MGS-S Customer 8587	\$ 3,122.97	-3.21%	\$ 8,153.99	\$ 8,050.51	-1.27%	\$ 28,593.47	\$ 28,489.99	-0.36%
MGS-S Customer 8588	\$ 3,121.10	-3.21%	\$ 8,085.74	\$ 7,982.23	-1.28%	\$ 25,188.73	\$ 25,085.22	-0.41%
MGS-S Customer 8589	\$ 850.47	-1.34%	\$ 1,028.41	\$ 1,016.89	-1.12%	\$ 9,186.26	\$ 9,174.74	-0.13%
MGS-S Customer 8590	\$ 2,612.95	-3.07%	\$ 6,434.07	\$ 6,351.32	-1.29%	\$ 18,404.33	\$ 18,321.58	-0.45%
MGS-S Customer 8591	\$ 3,377.59	-3.26%	\$ 8,722.39	\$ 8,608.66	-1.30%	\$ 19,380.90	\$ 19,267.17	-0.59%
MGS-S Customer 8592	\$ 3,663.57	-3.31%	\$ 9,953.19	\$ 9,827.76	-1.26%	\$ 38,240.30	\$ 38,114.87	-0.33%
MGS-S Customer 8593	\$ 6,280.39	-3.55%	\$ 17,750.64	\$ 17,519.38	-1.30%	\$ 40,351.99	\$ 40,120.73	-0.57%
MGS-S Customer 8594	\$ 4,651.70	-3.43%	\$ 12,828.57	\$ 12,663.40	-1.29%	\$ 36,121.79	\$ 35,956.62	-0.46%
MGS-S Customer 8595	\$ 1,899.84	-2.77%	\$ 4,173.78	\$ 4,119.70	-1.30%	\$ 10,662.24	\$ 10,608.16	-0.51%
MGS-S Customer 8596	\$ 7,412.65	-3.61%	\$ 21,443.93	\$ 21,166.71	-1.29%	\$ 56,819.96	\$ 56,542.74	-0.49%
MGS-S Customer 8597	\$ 1,794.91	-2.70%	\$ 3,875.57	\$ 3,825.72	-1.29%	\$ 11,265.57	\$ 11,215.72	-0.44%

Customer	Distribution 8/25 Prices	Distribution % Difference	Delivery 1/25 Prices	Delivery 8/25 Prices	Delivery % Difference	Bundled 1/25 Prices	Bundled 8/25 Prices	Bundled % Difference
MGS-S Customer 8598	\$ 2,482.71	-3.03%	\$ 5,927.23	\$ 5,849.71	-1.31%	\$ 12,295.60	\$ 12,218.08	-0.63%
MGS-S Customer 8599	\$ 4,063.10	-3.38%	\$ 10,749.62	\$ 10,607.69	-1.32%	\$ 17,998.51	\$ 17,856.58	-0.79%
MGS-S Customer 8600	\$ 1,382.29	-2.68%	\$ 2,927.55	\$ 2,889.42	-1.30%	\$ 6,382.88	\$ 6,344.75	-0.60%
MGS-S Customer 8601	\$ 3,000.96	-3.34%	\$ 8,246.02	\$ 8,142.21	-1.26%	\$ 31,930.82	\$ 31,827.01	-0.33%
MGS-S Customer 8602	\$ 2,839.51	-3.14%	\$ 7,223.37	\$ 7,131.16	-1.28%	\$ 23,595.07	\$ 23,502.86	-0.39%
MGS-S Customer 8603	\$ 3,261.16	-3.24%	\$ 8,562.63	\$ 8,453.56	-1.27%	\$ 28,550.20	\$ 28,441.13	-0.38%
MGS-S Customer 8604	\$ 1,453.64	-2.76%	\$ 3,229.99	\$ 3,188.78	-1.28%	\$ 10,455.00	\$ 10,413.79	-0.39%
MGS-S Customer 8605	\$ 2,690.79	-3.09%	\$ 6,713.34	\$ 6,627.42	-1.28%	\$ 20,783.43	\$ 20,697.51	-0.41%
MGS-S Customer 8606	\$ 8,650.12	-3.65%	\$ 26,009.22	\$ 25,681.73	-1.26%	\$ 101,619.77	\$ 101,292.28	-0.32%
MGS-S Customer 8607	\$ 2,260.56	-3.17%	\$ 5,665.24	\$ 5,591.35	-1.30%	\$ 12,540.60	\$ 12,466.71	-0.59%
MGS-S Customer 8608	\$ 2,027.74	-2.83%	\$ 4,621.43	\$ 4,562.31	-1.28%	\$ 14,393.49	\$ 14,334.37	-0.41%
MGS-S Customer 8609	\$ 3,439.71	-3.27%	\$ 9,123.53	\$ 9,007.22	-1.27%	\$ 30,069.20	\$ 29,952.89	-0.39%
MGS-S Customer 8610	\$ 2,579.95	-3.06%	\$ 6,354.37	\$ 6,272.89	-1.28%	\$ 19,162.64	\$ 19,081.16	-0.43%
MGS-S Customer 8611	\$ 2,074.35	-2.86%	\$ 4,724.87	\$ 4,663.82	-1.29%	\$ 12,563.36	\$ 12,502.31	-0.49%
MGS-S Customer 8612	\$ 1,812.66	-2.97%	\$ 4,278.41	\$ 4,223.00	-1.30%	\$ 10,465.22	\$ 10,409.81	-0.53%
MGS-S Customer 8613	\$ 5,954.61	-3.53%	\$ 16,726.14	\$ 16,508.04	-1.30%	\$ 37,348.45	\$ 37,130.35	-0.58%
MGS-S Customer 8614	\$ 1,535.36	-2.82%	\$ 3,457.41	\$ 3,412.86	-1.29%	\$ 9,643.30	\$ 9,598.75	-0.46%
MGS-S Customer 8615	\$ 1,659.27	-2.59%	\$ 3,404.79	\$ 3,360.60	-1.30%	\$ 8,240.43	\$ 8,196.24	-0.54%
MGS-S Customer 8616	\$ 2,247.87	-2.94%	\$ 5,291.68	\$ 5,223.65	-1.29%	\$ 15,279.12	\$ 15,211.09	-0.45%
MGS-S Customer 8617	\$ 1,854.55	-3.01%	\$ 4,492.62	\$ 4,435.09	-1.28%	\$ 13,917.89	\$ 13,860.36	-0.41%
MGS-S Customer 8618	\$ 1,880.85	-2.75%	\$ 4,055.12	\$ 4,001.97	-1.31%	\$ 7,940.08	\$ 7,886.93	-0.67%
MGS-S Customer 8619	\$ 2,696.03	-3.28%	\$ 7,089.66	\$ 6,998.18	-1.29%	\$ 19,285.02	\$ 19,193.54	-0.47%
MGS-S Customer 8620	\$ 2,111.96	-2.87%	\$ 4,864.05	\$ 4,801.68	-1.28%	\$ 14,425.63	\$ 14,363.26	-0.43%
MGS-S Customer 8621	\$ 1,990.64	-2.81%	\$ 4,388.89	\$ 4,331.26	-1.31%	\$ 8,228.26	\$ 8,170.63	-0.70%
MGS-S Customer 8622	\$ 1,361.30	-2.68%	\$ 2,905.74	\$ 2,868.24	-1.29%	\$ 7,866.27	\$ 7,828.77	-0.48%
MGS-S Customer 8623	\$ 7,026.81	-3.59%	\$ 20,588.35	\$ 20,326.42	-1.27%	\$ 70,443.87	\$ 70,181.94	-0.37%
MGS-S Customer 8624	\$ 3,073.18	-3.19%	\$ 7,904.88	\$ 7,803.55	-1.28%	\$ 23,828.66	\$ 23,727.33	-0.43%
MGS-S Customer 8625	\$ 2,785.31	-3.13%	\$ 6,789.04	\$ 6,699.17	-1.32%	\$ 10,251.00	\$ 10,161.13	-0.88%
MGS-S Customer 8626	\$ 2,659.92	-3.08%	\$ 6,460.43	\$ 6,375.78	-1.31%	\$ 12,763.21	\$ 12,678.56	-0.66%
MGS-S Customer 8627	\$ 1,864.47	-2.74%	\$ 4,047.54	\$ 3,995.00	-1.30%	\$ 9,847.56	\$ 9,795.02	-0.53%
MGS-S Customer 8628	\$ 2,369.84	-2.99%	\$ 5,600.90	\$ 5,527.92	-1.30%	\$ 12,608.58	\$ 12,535.60	-0.58%
MGS-S Customer 8629	\$ 3,162.71	-3.22%	\$ 8,205.04	\$ 8,099.95	-1.28%	\$ 25,247.01	\$ 25,141.92	-0.42%
MGS-S Customer 8630	\$ 2,144.02	-3.13%	\$ 5,481.08	\$ 5,411.89	-1.26%	\$ 20,582.17	\$ 20,512.98	-0.34%
MGS-S Customer 8631	\$ 3,358.37	-3.25%	\$ 8,879.82	\$ 8,766.94	-1.27%	\$ 30,279.12	\$ 30,166.24	-0.37%
MGS-S Customer 8632	\$ 3,675.11	-3.31%	\$ 9,997.08	\$ 9,871.21	-1.26%	\$ 38,777.81	\$ 38,651.94	-0.32%
MGS-S Customer 8633	\$ 6,790.22	-3.58%	\$ 19,033.43	\$ 18,781.52	-1.32%	\$ 28,850.96	\$ 28,599.05	-0.87%
MGS-S Customer 8634	\$ 2,953.17	-3.16%	\$ 7,512.38	\$ 7,415.87	-1.28%	\$ 21,907.89	\$ 21,811.38	-0.44%
MGS-S Customer 8635	\$ 2,483.59	-3.03%	\$ 6,085.00	\$ 6,007.39	-1.28%	\$ 19,897.42	\$ 19,819.81	-0.39%
MGS-S Customer 8636	\$ 1,788.92	-2.97%	\$ 4,170.11	\$ 4,115.26	-1.32%	\$ 7,602.59	\$ 7,547.74	-0.72%
MGS-S Customer 8637	\$ 3,259.63	-3.23%	\$ 8,631.03	\$ 8,522.09	-1.26%	\$ 32,350.11	\$ 32,241.17	-0.34%

Internal Use

Customer	Distribution 8/25 Prices	Distribution % Difference	Delivery 1/25 Prices	Delivery 8/25 Prices	Delivery % Difference	Bundled 1/25 Prices	Bundled 8/25 Prices	Bundled % Difference
MGS-S Customer 8638	\$ 1,086.24	-2.35%	\$ 2,034.44	\$ 2,008.35	-1.28%	\$ 5,768.12	\$ 5,742.03	-0.45%
MGS-S Customer 8639	\$ 1,630.08	-2.87%	\$ 3,712.32	\$ 3,664.24	-1.30%	\$ 9,090.14	\$ 9,042.06	-0.53%
MGS-S Customer 8640	\$ 2,487.93	-3.04%	\$ 5,922.10	\$ 5,844.15	-1.32%	\$ 10,712.03	\$ 10,634.08	-0.73%
MGS-S Customer 8641	\$ 1,872.62	-2.74%	\$ 4,063.71	\$ 4,010.85	-1.30%	\$ 9,479.01	\$ 9,426.15	-0.56%
MGS-S Customer 8642	\$ 2,249.03	-2.94%	\$ 5,398.58	\$ 5,330.46	-1.26%	\$ 20,362.89	\$ 20,294.77	-0.33%
MGS-S Customer 8643	\$ 2,249.98	-2.94%	\$ 5,184.06	\$ 5,116.01	-1.31%	\$ 9,735.98	\$ 9,667.93	-0.70%
MGS-S Customer 8644	\$ 2,069.89	-2.85%	\$ 4,617.52	\$ 4,556.75	-1.32%	\$ 8,082.57	\$ 8,021.80	-0.75%
MGS-S Customer 8645	\$ 1,976.50	-3.06%	\$ 4,840.36	\$ 4,777.96	-1.29%	\$ 13,406.82	\$ 13,344.42	-0.47%
MGS-S Customer 8646	\$ 1,956.95	-2.80%	\$ 4,394.09	\$ 4,337.79	-1.28%	\$ 13,416.35	\$ 13,360.05	-0.42%
MGS-S Customer 8647	\$ 3,220.48	-3.38%	\$ 9,001.33	\$ 8,888.59	-1.25%	\$ 37,064.49	\$ 36,951.75	-0.30%
MGS-S Customer 8648	\$ 6,920.45	-3.65%	\$ 21,074.78	\$ 20,812.34	-1.25%	\$ 92,329.60	\$ 92,067.16	-0.28%
MGS-S Customer 8649	\$ 2,617.25	-3.07%	\$ 6,557.20	\$ 6,474.28	-1.26%	\$ 23,950.42	\$ 23,867.50	-0.35%
MGS-S Customer 8650	\$ 22,691.73	-4.21%	\$ 62,556.98	\$ 61,560.39	-1.59%	\$ 146,600.19	\$ 145,603.60	-0.68%
MGS-S Customer 8651	\$ 5,516.76	-3.50%	\$ 15,895.59	\$ 15,695.34	-1.26%	\$ 61,080.01	\$ 60,879.76	-0.33%
MGS-S Customer 8652	\$ 5,488.15	-3.60%	\$ 15,823.14	\$ 15,617.96	-1.30%	\$ 40,339.55	\$ 40,134.37	-0.51%
MGS-S Customer 8653	\$ 8,602.56	-3.65%	\$ 25,692.44	\$ 25,366.64	-1.27%	\$ 93,217.70	\$ 92,891.90	-0.35%
MGS-S Customer 8654	\$ 2,492.19	-3.23%	\$ 6,504.22	\$ 6,421.02	-1.28%	\$ 20,302.81	\$ 20,219.61	-0.41%
MGS-S Customer 8655	\$ 3,981.79	-3.44%	\$ 10,514.13	\$ 10,372.43	-1.35%	\$ 29,927.53	\$ 29,785.83	-0.47%
MGS-S Customer 8656	\$ 1,885.69	-3.02%	\$ 4,638.86	\$ 4,580.13	-1.27%	\$ 16,785.09	\$ 16,726.36	-0.35%
MGS-S Customer 8657	\$ 2,283.02	-3.17%	\$ 5,905.65	\$ 5,830.87	-1.27%	\$ 21,270.34	\$ 21,195.56	-0.35%
MGS-S Customer 8658	\$ 3,155.08	-3.22%	\$ 8,076.12	\$ 7,971.29	-1.30%	\$ 19,785.86	\$ 19,681.03	-0.53%
MGS-S Customer 8659	\$ 5,086.85	-3.47%	\$ 13,887.29	\$ 13,704.48	-1.32%	\$ 24,481.82	\$ 24,299.01	-0.75%
MGS-S Customer 8660	\$ 3,089.69	-3.20%	\$ 7,903.49	\$ 7,801.35	-1.29%	\$ 20,956.17	\$ 20,854.03	-0.49%
MGS-S Customer 8661	\$ 6,054.19	-3.54%	\$ 17,208.35	\$ 16,986.19	-1.29%	\$ 46,633.53	\$ 46,411.37	-0.48%
MGS-S Customer 8662	\$ 2,221.30	-3.15%	\$ 5,661.13	\$ 5,588.89	-1.28%	\$ 18,324.29	\$ 18,252.05	-0.39%
MGS-S Customer 8663	\$ 2,787.44	-3.30%	\$ 7,519.63	\$ 7,424.41	-1.27%	\$ 27,156.18	\$ 27,060.96	-0.35%
MGS-S Customer 8664	\$ 9,348.80	-3.67%	\$ 27,176.44	\$ 26,820.41	-1.31%	\$ 55,285.30	\$ 54,929.27	-0.64%
MGS-S Customer 8665	\$ 2,691.88	-3.28%	\$ 7,159.18	\$ 7,067.78	-1.28%	\$ 23,171.86	\$ 23,080.46	-0.39%
MGS-S Customer 8666	\$ 3,084.85	-3.19%	\$ 7,910.00	\$ 7,808.40	-1.28%	\$ 22,873.97	\$ 22,772.37	-0.44%
MGS-S Customer 8667	\$ 3,140.15	-3.21%	\$ 7,946.82	\$ 7,842.56	-1.31%	\$ 15,451.66	\$ 15,347.40	-0.67%
MGS-S Customer 8668	\$ 2,062.20	-3.09%	\$ 5,058.96	\$ 4,993.10	-1.30%	\$ 11,664.77	\$ 11,598.91	-0.56%
MGS-S Customer 8669	\$ 3,051.30	-3.19%	\$ 7,809.71	\$ 7,709.12	-1.29%	\$ 21,959.78	\$ 21,859.19	-0.46%
MGS-S Customer 8670	\$ 2,242.37	-2.94%	\$ 5,183.01	\$ 5,115.09	-1.31%	\$ 10,376.07	\$ 10,308.15	-0.65%
MGS-S Customer 8671	\$ 3,606.78	-3.30%	\$ 9,549.64	\$ 9,426.60	-1.29%	\$ 26,670.91	\$ 26,547.87	-0.46%
MGS-S Customer 8672	\$ 8,350.98	-3.63%	\$ 25,020.91	\$ 24,705.92	-1.26%	\$ 97,089.29	\$ 96,774.30	-0.32%
MGS-S Customer 8673	\$ 6,113.66	-3.54%	\$ 17,959.58	\$ 17,734.99	-1.25%	\$ 75,338.22	\$ 75,113.63	-0.30%
MGS-S Customer 8674	\$ 2,239.78	-2.94%	\$ 5,108.01	\$ 5,040.23	-1.33%	\$ 7,101.68	\$ 7,033.90	-0.95%
MGS-S Customer 8675	\$ 2,562.81	-3.06%	\$ 6,160.68	\$ 6,079.82	-1.31%	\$ 11,839.47	\$ 11,758.61	-0.68%
MGS-S Customer 8676	\$ 3,358.60	-3.40%	\$ 9,177.90	\$ 9,059.51	-1.29%	\$ 25,257.08	\$ 25,138.69	-0.47%
MGS-S Customer 8677	\$ 2,449.68	-3.21%	\$ 6,226.65	\$ 6,145.43	-1.30%	\$ 13,381.27	\$ 13,300.05	-0.61%

Customer	Distribution 8/25 Prices	Distribution % Difference	Delivery 1/25 Prices	Delivery 8/25 Prices	Delivery % Difference	Bundled 1/25 Prices	Bundled 8/25 Prices	Bundled % Difference
MGS-S Customer 8678	\$ 2,974.56	-3.17%	\$ 7,614.14	\$ 7,516.61	-1.28%	\$ 23,450.51	\$ 23,352.98	-0.42%
MGS-S Customer 8679	\$ 3,496.08	-3.43%	\$ 9,578.36	\$ 9,454.27	-1.30%	\$ 24,556.04	\$ 24,431.95	-0.51%
MGS-S Customer 8680	\$ 800.53	-1.81%	\$ 1,112.47	\$ 1,097.70	-1.33%	\$ 1,426.24	\$ 1,411.47	-1.04%
MGS-S Customer 8681	\$ 1,805.70	-2.71%	\$ 3,816.10	\$ 3,765.80	-1.32%	\$ 6,639.10	\$ 6,588.80	-0.76%
MGS-S Customer 8682	\$ 1,141.98	-2.43%	\$ 2,174.89	\$ 2,146.45	-1.31%	\$ 4,291.05	\$ 4,262.61	-0.66%
MGS-S Customer 8683	\$ 2,616.98	-3.26%	\$ 6,873.92	\$ 6,785.62	-1.28%	\$ 20,179.12	\$ 20,090.82	-0.44%
MGS-S Customer 8684	\$ 1,079.31	-2.35%	\$ 1,984.11	\$ 1,958.16	-1.31%	\$ 3,940.65	\$ 3,914.70	-0.66%
MGS-S Customer 8685	\$ 2,298.31	-3.18%	\$ 5,823.73	\$ 5,748.32	-1.29%	\$ 14,893.07	\$ 14,817.66	-0.51%
MGS-S Customer 8686	\$ 2,131.55	-2.89%	\$ 4,921.27	\$ 4,857.91	-1.29%	\$ 13,916.11	\$ 13,852.75	-0.46%
MGS-S Customer 8687	\$ 17,401.22	-3.76%	\$ 54,024.61	\$ 53,343.99	-1.26%	\$ 207,205.29	\$ 206,524.67	-0.33%
MGS-S Customer 8688	\$ 2,810.37	-3.13%	\$ 6,967.90	\$ 6,876.99	-1.30%	\$ 15,413.36	\$ 15,322.45	-0.59%
MGS-S Customer 8689	\$ 15,747.45	-3.92%	\$ 45,619.51	\$ 44,977.26	-1.41%	\$ 110,269.89	\$ 109,627.64	-0.58%
MGS-S Customer 8690	\$ 1,380.17	-2.68%	\$ 2,900.15	\$ 2,862.15	-1.31%	\$ 5,445.49	\$ 5,407.49	-0.70%
MGS-S Customer 8691	\$ 1,539.79	-2.82%	\$ 3,452.97	\$ 3,408.33	-1.29%	\$ 8,972.13	\$ 8,927.49	-0.50%
MGS-S Customer 8692	\$ 2,261.54	-2.95%	\$ 5,285.54	\$ 5,216.79	-1.30%	\$ 12,534.43	\$ 12,465.68	-0.55%
MGS-S Customer 8693	\$ 2,052.50	-2.85%	\$ 4,660.55	\$ 4,600.37	-1.29%	\$ 12,540.17	\$ 12,479.99	-0.48%
MGS-S Customer 8694	\$ 2,374.16	-3.19%	\$ 6,042.44	\$ 5,964.33	-1.29%	\$ 15,494.33	\$ 15,416.22	-0.50%
MGS-S Customer 8695	\$ 2,074.63	-2.85%	\$ 4,649.14	\$ 4,588.38	-1.31%	\$ 9,452.44	\$ 9,391.68	-0.64%
MGS-S Customer 8696	\$ 2,846.35	-3.14%	\$ 7,224.53	\$ 7,132.24	-1.28%	\$ 23,111.75	\$ 23,019.46	-0.40%
MGS-S Customer 8697	\$ 2,822.98	-3.31%	\$ 7,612.21	\$ 7,515.69	-1.27%	\$ 26,824.73	\$ 26,728.21	-0.36%
MGS-S Customer 8698	\$ 3,256.67	-3.23%	\$ 8,492.79	\$ 8,384.01	-1.28%	\$ 25,956.96	\$ 25,848.18	-0.42%
MGS-S Customer 8699	\$ 7,802.38	-3.62%	\$ 22,552.33	\$ 22,259.13	-1.30%	\$ 53,961.13	\$ 53,667.93	-0.54%
MGS-S Customer 8700	\$ 968.44	-2.19%	\$ 1,757.90	\$ 1,736.23	-1.23%	\$ 8,555.45	\$ 8,533.78	-0.25%
MGS-S Customer 8701	\$ 1,669.51	-2.90%	\$ 3,883.27	\$ 3,833.32	-1.29%	\$ 11,112.73	\$ 11,062.78	-0.45%
MGS-S Customer 8702	\$ 2,239.45	-2.93%	\$ 5,305.19	\$ 5,237.58	-1.27%	\$ 17,402.97	\$ 17,335.36	-0.39%
MGS-S Customer 8703	\$ 1,913.94	-3.03%	\$ 4,692.23	\$ 4,632.39	-1.28%	\$ 15,328.69	\$ 15,268.85	-0.39%
MGS-S Customer 8704	\$ 2,444.00	-3.01%	\$ 5,905.00	\$ 5,829.13	-1.28%	\$ 17,120.55	\$ 17,044.68	-0.44%
MGS-S Customer 8705	\$ 2,842.65	-3.32%	\$ 7,683.38	\$ 7,585.89	-1.27%	\$ 27,060.78	\$ 26,963.29	-0.36%
MGS-S Customer 8706	\$ 2,001.31	-3.07%	\$ 5,002.59	\$ 4,939.20	-1.27%	\$ 17,868.68	\$ 17,805.29	-0.35%
MGS-S Customer 8707	\$ 2,886.50	-3.15%	\$ 7,450.21	\$ 7,356.31	-1.26%	\$ 28,480.44	\$ 28,386.54	-0.33%
MGS-S Customer 8708	\$ 1,684.55	-2.62%	\$ 3,501.66	\$ 3,456.42	-1.29%	\$ 9,260.55	\$ 9,215.31	-0.49%
MGS-S Customer 8709	\$ 1,765.98	-2.68%	\$ 3,772.67	\$ 3,724.12	-1.29%	\$ 10,715.33	\$ 10,666.78	-0.45%
MGS-S Customer 8710	\$ 3,127.40	-3.21%	\$ 7,997.90	\$ 7,894.05	-1.30%	\$ 19,661.94	\$ 19,558.09	-0.53%
MGS-S Customer 8711	\$ 2,399.91	-3.20%	\$ 6,321.08	\$ 6,241.63	-1.26%	\$ 24,892.58	\$ 24,813.13	-0.32%
MGS-S Customer 8712	\$ 11,083.10	-3.98%	\$ 30,535.66	\$ 30,076.31	-1.50%	\$ 67,575.37	\$ 67,116.02	-0.68%
MGS-S Customer 8713	\$ 3,447.79	-3.27%	\$ 9,114.26	\$ 8,997.62	-1.28%	\$ 28,410.77	\$ 28,294.13	-0.41%
MGS-S Customer 8714	\$ 5,889.00	-3.53%	\$ 16,430.07	\$ 16,214.54	-1.31%	\$ 32,061.34	\$ 31,845.81	-0.67%
MGS-S Customer 8715	\$ 1,651.44	-2.59%	\$ 3,420.15	\$ 3,376.17	-1.29%	\$ 9,918.10	\$ 9,874.12	-0.44%
MGS-S Customer 8716	\$ 1,271.44	-2.59%	\$ 2,614.22	\$ 2,580.38	-1.29%	\$ 6,684.63	\$ 6,650.79	-0.51%
MGS-S Customer 8717	\$ 2,411.04	-3.01%	\$ 5,814.92	\$ 5,740.22	-1.28%	\$ 17,095.03	\$ 17,020.33	-0.44%

Customer	Distribution 8/25 Prices	Distribution % Difference	Delivery 1/25 Prices	Delivery 8/25 Prices	Delivery % Difference	Bundled 1/25 Prices	Bundled 8/25 Prices	Bundled % Difference
MGS-S Customer 8718	\$ 2,186.55	-2.91%	\$ 5,033.08	\$ 4,967.52	-1.30%	\$ 11,408.54	\$ 11,342.98	-0.57%
MGS-S Customer 8719	\$ 3,126.71	-3.21%	\$ 8,143.81	\$ 8,040.24	-1.27%	\$ 27,664.04	\$ 27,560.47	-0.37%
MGS-S Customer 8720	\$ 3,080.54	-3.20%	\$ 7,912.75	\$ 7,811.07	-1.29%	\$ 23,006.41	\$ 22,904.73	-0.44%
MGS-S Customer 8721	\$ 3,229.03	-3.22%	\$ 8,293.97	\$ 8,186.44	-1.30%	\$ 20,463.05	\$ 20,355.52	-0.53%
MGS-S Customer 8722	\$ 2,035.70	-3.08%	\$ 4,991.74	\$ 4,926.95	-1.30%	\$ 12,214.12	\$ 12,149.33	-0.53%
MGS-S Customer 8723	\$ 1,396.44	-2.35%	\$ 2,609.80	\$ 2,576.21	-1.29%	\$ 7,346.03	\$ 7,312.44	-0.46%
MGS-S Customer 8724	\$ 1,893.42	-3.01%	\$ 4,551.70	\$ 4,492.94	-1.29%	\$ 11,974.27	\$ 11,915.51	-0.49%
MGS-S Customer 8725	\$ 1,477.76	-2.77%	\$ 3,278.13	\$ 3,236.02	-1.28%	\$ 9,490.76	\$ 9,448.65	-0.44%
MGS-S Customer 8726	\$ 2,497.59	-3.04%	\$ 6,045.19	\$ 5,966.91	-1.29%	\$ 15,560.95	\$ 15,482.67	-0.50%
MGS-S Customer 8727	\$ 13,523.00	-4.56%	\$ 32,394.86	\$ 31,749.09	-1.99%	\$ 57,075.81	\$ 56,430.04	-1.13%
MGS-S Customer 8728	\$ 3,265.35	-3.39%	\$ 8,928.65	\$ 8,814.18	-1.28%	\$ 26,979.34	\$ 26,864.87	-0.42%
MGS-S Customer 8729	\$ 1,822.90	-2.71%	\$ 3,936.80	\$ 3,886.00	-1.29%	\$ 10,617.11	\$ 10,566.31	-0.48%
MGS-S Customer 8730	\$ 4,323.69	-3.40%	\$ 12,159.90	\$ 12,007.84	-1.25%	\$ 50,918.02	\$ 50,765.96	-0.30%
MGS-S Customer 8731	\$ 1,943.74	-2.79%	\$ 4,358.62	\$ 4,302.87	-1.28%	\$ 13,639.46	\$ 13,583.71	-0.41%
MGS-S Customer 8732	\$ 2,950.24	-3.17%	\$ 7,534.35	\$ 7,437.67	-1.28%	\$ 22,717.71	\$ 22,621.03	-0.43%
MGS-S Customer 8733	\$ 6,142.99	-3.54%	\$ 18,098.74	\$ 17,873.22	-1.25%	\$ 78,569.01	\$ 78,343.49	-0.29%
MGS-S Customer 8734	\$ 2,007.57	-3.07%	\$ 4,976.51	\$ 4,912.83	-1.28%	\$ 15,555.95	\$ 15,492.27	-0.41%
MGS-S Customer 8735	\$ 4,201.65	-3.38%	\$ 11,633.56	\$ 11,486.49	-1.26%	\$ 42,824.46	\$ 42,677.39	-0.34%
MGS-S Customer 8736	\$ 2,201.20	-2.91%	\$ 5,031.60	\$ 4,965.60	-1.31%	\$ 9,529.02	\$ 9,463.02	-0.69%
MGS-S Customer 8737	\$ 1,692.97	-2.62%	\$ 3,543.25	\$ 3,497.66	-1.29%	\$ 10,093.30	\$ 10,047.71	-0.45%
MGS-S Customer 8738	\$ 3,156.96	-3.21%	\$ 8,219.85	\$ 8,115.04	-1.28%	\$ 26,960.46	\$ 26,855.65	-0.39%
MGS-S Customer 8739	\$ 1,813.16	-2.71%	\$ 3,943.29	\$ 3,892.86	-1.28%	\$ 12,321.10	\$ 12,270.67	-0.41%
MGS-S Customer 8740	\$ 8,140.88	-3.63%	\$ 24,035.33	\$ 23,729.01	-1.27%	\$ 79,357.23	\$ 79,050.91	-0.39%
MGS-S Customer 8741	\$ 4,419.92	-3.41%	\$ 12,200.62	\$ 12,044.77	-1.28%	\$ 38,938.32	\$ 38,782.47	-0.40%
MGS-S Customer 8742	\$ 3,985.93	-3.36%	\$ 10,755.00	\$ 10,616.35	-1.29%	\$ 30,102.81	\$ 29,964.16	-0.46%
MGS-S Customer 8743	\$ 2,688.55	-3.09%	\$ 6,674.63	\$ 6,588.87	-1.28%	\$ 19,358.58	\$ 19,272.82	-0.44%
MGS-S Customer 8744	\$ 1,486.40	-2.77%	\$ 3,270.70	\$ 3,228.30	-1.30%	\$ 7,974.59	\$ 7,932.19	-0.53%
MGS-S Customer 8745	\$ 2,404.25	-3.02%	\$ 5,698.02	\$ 5,623.27	-1.31%	\$ 11,456.91	\$ 11,382.16	-0.65%
MGS-S Customer 8746	\$ 9,180.61	-3.66%	\$ 28,018.20	\$ 27,669.57	-1.24%	\$ 123,789.43	\$ 123,440.80	-0.28%
MGS-S Customer 8747	\$ 1,682.88	-2.63%	\$ 3,566.28	\$ 3,520.89	-1.27%	\$ 12,213.75	\$ 12,168.36	-0.37%
MGS-S Customer 8748	\$ 1,543.79	-2.83%	\$ 3,433.47	\$ 3,388.50	-1.31%	\$ 6,996.90	\$ 6,951.93	-0.64%
MGS-S Customer 8749	\$ 2,914.27	-3.16%	\$ 7,471.46	\$ 7,376.34	-1.27%	\$ 25,168.62	\$ 25,073.50	-0.38%
MGS-S Customer 8750	\$ 4,102.11	-3.37%	\$ 11,117.70	\$ 10,974.57	-1.29%	\$ 31,535.25	\$ 31,392.12	-0.45%
MGS-S Customer 8751	\$ 2,377.96	-2.99%	\$ 5,681.65	\$ 5,608.29	-1.29%	\$ 15,337.27	\$ 15,263.91	-0.48%
MGS-S Customer 8752	\$ 4,038.33	-3.48%	\$ 11,585.10	\$ 11,439.30	-1.26%	\$ 45,100.92	\$ 44,955.12	-0.32%
MGS-S Customer 8753	\$ 1,988.76	-2.81%	\$ 4,517.96	\$ 4,460.39	-1.27%	\$ 14,920.52	\$ 14,862.95	-0.39%
MGS-S Customer 8754	\$ 1,744.04	-2.95%	\$ 4,083.58	\$ 4,030.62	-1.30%	\$ 10,096.13	\$ 10,043.17	-0.52%
MGS-S Customer 8755	\$ 1,397.94	-2.71%	\$ 3,009.53	\$ 2,970.60	-1.29%	\$ 7,753.07	\$ 7,714.14	-0.50%
MGS-S Customer 8756	\$ 2,335.13	-2.97%	\$ 5,559.06	\$ 5,487.55	-1.29%	\$ 15,849.19	\$ 15,777.68	-0.45%
MGS-S Customer 8757	\$ 9,583.71	-3.67%	\$ 29,158.25	\$ 28,793.64	-1.25%	\$ 121,858.08	\$ 121,493.47	-0.30%

Customer	Distribution 8/25 Prices	Distribution % Difference	Delivery 1/25 Prices	Delivery 8/25 Prices	Delivery % Difference	Bundled 1/25 Prices	Bundled 8/25 Prices	Bundled % Difference
MGS-S Customer 8758	\$ 2,508.36	-3.04%	\$ 6,124.53	\$ 6,045.96	-1.28%	\$ 18,315.89	\$ 18,237.32	-0.43%
MGS-S Customer 8759	\$ 2,161.57	-2.90%	\$ 5,002.49	\$ 4,938.00	-1.29%	\$ 13,704.81	\$ 13,640.32	-0.47%
MGS-S Customer 8760	\$ 1,974.84	-3.06%	\$ 4,807.83	\$ 4,745.48	-1.30%	\$ 11,974.45	\$ 11,912.10	-0.52%
MGS-S Customer 8761	\$ 1,372.56	-2.33%	\$ 2,506.07	\$ 2,473.31	-1.31%	\$ 5,378.09	\$ 5,345.33	-0.61%
MGS-S Customer 8762	\$ 2,336.34	-3.19%	\$ 5,939.04	\$ 5,862.09	-1.30%	\$ 15,030.20	\$ 14,953.25	-0.51%
MGS-S Customer 8763	\$ 2,214.96	-2.92%	\$ 5,269.38	\$ 5,202.65	-1.27%	\$ 18,965.82	\$ 18,899.09	-0.35%
MGS-S Customer 8764	\$ 6,737.52	-3.57%	\$ 19,834.55	\$ 19,584.86	-1.26%	\$ 76,966.38	\$ 76,716.69	-0.32%
MGS-S Customer 8765	\$ 2,808.56	-3.13%	\$ 7,180.25	\$ 7,089.54	-1.26%	\$ 26,623.36	\$ 26,532.65	-0.34%
MGS-S Customer 8766	\$ 2,830.95	-3.14%	\$ 7,205.37	\$ 7,113.69	-1.27%	\$ 24,386.97	\$ 24,295.29	-0.38%
MGS-S Customer 8767	\$ 1,883.18	-2.75%	\$ 4,101.83	\$ 4,048.55	-1.30%	\$ 9,837.87	\$ 9,784.59	-0.54%
MGS-S Customer 8768	\$ 2,154.69	-3.13%	\$ 5,341.44	\$ 5,271.87	-1.30%	\$ 12,146.98	\$ 12,077.41	-0.57%
MGS-S Customer 8769	\$ 1,206.49	-2.50%	\$ 2,377.05	\$ 2,346.10	-1.30%	\$ 5,073.90	\$ 5,042.95	-0.61%
MGS-S Customer 8770	\$ 3,454.27	-3.27%	\$ 9,069.90	\$ 8,953.11	-1.29%	\$ 25,503.30	\$ 25,386.51	-0.46%
MGS-S Customer 8771	\$ 2,725.08	-3.29%	\$ 7,302.43	\$ 7,209.66	-1.27%	\$ 25,350.60	\$ 25,257.83	-0.37%
MGS-S Customer 8772	\$ 2,084.07	-2.86%	\$ 4,763.95	\$ 4,702.57	-1.29%	\$ 13,237.74	\$ 13,176.36	-0.46%
MGS-S Customer 8773	\$ 2,752.18	-3.29%	\$ 7,251.29	\$ 7,157.62	-1.29%	\$ 19,264.33	\$ 19,170.66	-0.49%
MGS-S Customer 8774	\$ 1,304.89	-2.61%	\$ 2,688.55	\$ 2,653.58	-1.30%	\$ 5,996.37	\$ 5,961.40	-0.58%
MGS-S Customer 8775	\$ 1,506.88	-2.79%	\$ 3,294.81	\$ 3,251.52	-1.31%	\$ 5,997.49	\$ 5,954.20	-0.72%
MGS-S Customer 8776	\$ 2,039.59	-2.84%	\$ 4,599.38	\$ 4,539.82	-1.29%	\$ 11,638.02	\$ 11,578.46	-0.51%
MGS-S Customer 8777	\$ 3,088.15	-3.19%	\$ 7,866.55	\$ 7,764.80	-1.29%	\$ 20,147.61	\$ 20,045.86	-0.51%
MGS-S Customer 8778	\$ 1,983.39	-3.06%	\$ 4,821.39	\$ 4,758.87	-1.30%	\$ 11,805.87	\$ 11,743.35	-0.53%
MGS-S Customer 8779	\$ 2,344.46	-2.98%	\$ 5,566.75	\$ 5,494.80	-1.29%	\$ 14,689.68	\$ 14,617.73	-0.49%
MGS-S Customer 8780	\$ 2,183.43	-2.91%	\$ 5,046.03	\$ 4,980.55	-1.30%	\$ 12,400.04	\$ 12,334.56	-0.53%
MGS-S Customer 8781	\$ 2,216.32	-2.93%	\$ 5,208.83	\$ 5,142.01	-1.28%	\$ 15,654.01	\$ 15,587.19	-0.43%
MGS-S Customer 8782	\$ 1,232.68	-2.14%	\$ 2,064.91	\$ 2,037.91	-1.31%	\$ 4,295.34	\$ 4,268.34	-0.63%
MGS-S Customer 8783	\$ 1,802.49	-2.70%	\$ 3,884.22	\$ 3,834.17	-1.29%	\$ 10,826.65	\$ 10,776.60	-0.46%
MGS-S Customer 8784	\$ 1,778.78	-2.97%	\$ 4,151.00	\$ 4,096.59	-1.31%	\$ 8,205.07	\$ 8,150.66	-0.66%
MGS-S Customer 8785	\$ 2,010.33	-2.83%	\$ 4,509.62	\$ 4,451.18	-1.30%	\$ 11,323.39	\$ 11,264.95	-0.52%
MGS-S Customer 8786	\$ 6,203.18	-3.55%	\$ 18,137.46	\$ 17,909.23	-1.26%	\$ 70,904.42	\$ 70,676.19	-0.32%
MGS-S Customer 8787	\$ 12,273.34	-3.71%	\$ 35,769.62	\$ 35,296.40	-1.32%	\$ 54,252.91	\$ 53,779.69	-0.87%
MGS-S Customer 8788	\$ 2,831.81	-3.14%	\$ 7,184.64	\$ 7,092.94	-1.28%	\$ 23,261.54	\$ 23,169.84	-0.39%
MGS-S Customer 8789	\$ 3,042.00	-3.19%	\$ 7,970.76	\$ 7,870.51	-1.26%	\$ 31,300.89	\$ 31,200.64	-0.32%
MGS-S Customer 8790	\$ 11,704.80	-3.87%	\$ 34,466.22	\$ 33,995.36	-1.37%	\$ 133,190.03	\$ 132,719.17	-0.35%
MGS-S Customer 8791	\$ 1,666.64	-2.92%	\$ 3,857.84	\$ 3,807.75	-1.30%	\$ 9,656.61	\$ 9,606.52	-0.52%
MGS-S Customer 8792	\$ 2,946.80	-3.33%	\$ 8,044.18	\$ 7,942.56	-1.26%	\$ 29,873.45	\$ 29,771.83	-0.34%
MGS-S Customer 8793	\$ 1,646.45	-2.89%	\$ 3,904.59	\$ 3,855.57	-1.26%	\$ 15,596.85	\$ 15,547.83	-0.31%
MGS-S Customer 8794	\$ 2,881.45	-3.15%	\$ 7,300.24	\$ 7,206.57	-1.28%	\$ 21,783.39	\$ 21,689.72	-0.43%
MGS-S Customer 8795	\$ 2,449.30	-3.21%	\$ 6,318.12	\$ 6,236.94	-1.28%	\$ 18,078.14	\$ 17,996.96	-0.45%
MGS-S Customer 8796	\$ 2,021.56	-3.08%	\$ 5,060.99	\$ 4,996.75	-1.27%	\$ 17,715.35	\$ 17,651.11	-0.36%
MGS-S Customer 8797	\$ 3,288.02	-3.39%	\$ 8,943.72	\$ 8,828.24	-1.29%	\$ 24,154.04	\$ 24,038.56	-0.48%

Customer	Distribution 8/25 Prices	Distribution % Difference	Delivery 1/25 Prices	Delivery 8/25 Prices	Delivery % Difference	Bundled 1/25 Prices	Bundled 8/25 Prices	Bundled % Difference
MGS-S Customer 8798	\$ 2,863.75	-3.14%	\$ 7,184.61	\$ 7,091.66	-1.29%	\$ 18,633.83	\$ 18,540.88	-0.50%
MGS-S Customer 8799	\$ 3,193.31	-3.22%	\$ 8,303.17	\$ 8,196.83	-1.28%	\$ 25,559.95	\$ 25,453.61	-0.42%
MGS-S Customer 8800	\$ 2,415.10	-3.00%	\$ 5,835.98	\$ 5,761.21	-1.28%	\$ 17,763.96	\$ 17,689.19	-0.42%
MGS-S Customer 8801	\$ 4,869.03	-3.45%	\$ 13,735.94	\$ 13,561.77	-1.27%	\$ 48,773.75	\$ 48,599.58	-0.36%
MGS-S Customer 8802	\$ 3,994.60	-3.36%	\$ 10,773.40	\$ 10,634.67	-1.29%	\$ 30,417.61	\$ 30,278.88	-0.46%
MGS-S Customer 8803	\$ 2,064.79	-2.85%	\$ 4,773.78	\$ 4,713.12	-1.27%	\$ 16,426.62	\$ 16,365.96	-0.37%
MGS-S Customer 8804	\$ 1,851.34	-3.00%	\$ 4,473.94	\$ 4,416.66	-1.28%	\$ 13,758.78	\$ 13,701.50	-0.42%
MGS-S Customer 8805	\$ 1,725.26	-2.93%	\$ 4,032.71	\$ 3,980.57	-1.29%	\$ 10,491.81	\$ 10,439.67	-0.50%
MGS-S Customer 8806	\$ 2,077.96	-2.86%	\$ 4,732.38	\$ 4,671.20	-1.29%	\$ 12,437.52	\$ 12,376.34	-0.49%
MGS-S Customer 8807	\$ 3,524.43	-3.28%	\$ 9,401.19	\$ 9,281.68	-1.27%	\$ 31,973.52	\$ 31,854.01	-0.37%
MGS-S Customer 8808	\$ 4,322.29	-3.51%	\$ 12,320.12	\$ 12,162.70	-1.28%	\$ 39,415.46	\$ 39,258.04	-0.40%
MGS-S Customer 8809	\$ 1,254.92	-2.59%	\$ 2,757.62	\$ 2,724.30	-1.21%	\$ 15,950.16	\$ 15,916.84	-0.21%
MGS-S Customer 8810	\$ 3,049.40	-3.19%	\$ 7,858.40	\$ 7,757.94	-1.28%	\$ 24,792.28	\$ 24,691.82	-0.41%
MGS-S Customer 8811	\$ 1,473.86	-2.76%	\$ 3,170.78	\$ 3,128.89	-1.32%	\$ 4,832.86	\$ 4,790.97	-0.87%
MGS-S Customer 8812	\$ 2,579.29	-3.06%	\$ 6,262.70	\$ 6,181.27	-1.30%	\$ 14,718.21	\$ 14,636.78	-0.55%
MGS-S Customer 8813	\$ 3,968.21	-3.35%	\$ 11,029.60	\$ 10,891.95	-1.25%	\$ 47,164.34	\$ 47,026.69	-0.29%
MGS-S Customer 8814	\$ 1,824.87	-2.72%	\$ 3,933.71	\$ 3,882.72	-1.30%	\$ 9,907.41	\$ 9,856.42	-0.51%
MGS-S Customer 8815	\$ 3,944.84	-3.35%	\$ 10,585.63	\$ 10,448.89	-1.29%	\$ 28,328.49	\$ 28,191.75	-0.48%
MGS-S Customer 8816	\$ 5,821.64	-3.52%	\$ 16,716.27	\$ 16,503.71	-1.27%	\$ 56,973.65	\$ 56,761.09	-0.37%
MGS-S Customer 8817	\$ 1,989.96	-2.81%	\$ 4,516.25	\$ 4,458.64	-1.28%	\$ 14,698.86	\$ 14,641.25	-0.39%
MGS-S Customer 8818	\$ 1,837.25	-2.72%	\$ 3,978.67	\$ 3,927.23	-1.29%	\$ 10,436.85	\$ 10,385.41	-0.49%
MGS-S Customer 8819	\$ 653.27	-1.34%	\$ 750.16	\$ 741.32	-1.18%	\$ 5,066.36	\$ 5,057.52	-0.17%
MGS-S Customer 8820	\$ 11,042.57	-3.70%	\$ 33,567.88	\$ 33,144.04	-1.26%	\$ 125,627.83	\$ 125,203.99	-0.34%
MGS-S Customer 8821	\$ 5,692.55	-3.51%	\$ 16,333.88	\$ 16,126.65	-1.27%	\$ 57,240.27	\$ 57,033.04	-0.36%
MGS-S Customer 8822	\$ 2,062.85	-3.01%	\$ 4,536.14	\$ 4,472.10	-1.41%	\$ 14,627.91	\$ 14,563.87	-0.44%
MGS-S Customer 8823	\$ 6,023.59	-3.54%	\$ 17,363.12	\$ 17,142.29	-1.27%	\$ 60,120.58	\$ 59,899.75	-0.37%
MGS-S Customer 8824	\$ 2,132.21	-3.12%	\$ 5,230.76	\$ 5,162.09	-1.31%	\$ 9,912.83	\$ 9,844.16	-0.69%
MGS-S Customer 8825	\$ 2,720.00	-3.10%	\$ 6,782.81	\$ 6,695.74	-1.28%	\$ 20,028.60	\$ 19,941.53	-0.43%
MGS-S Customer 8826	\$ 7,414.33	-3.65%	\$ 21,468.35	\$ 21,187.45	-1.31%	\$ 70,300.07	\$ 70,019.17	-0.40%
MGS-S Customer 8827	\$ 9,762.05	-4.02%	\$ 26,587.90	\$ 26,179.07	-1.54%	\$ 75,808.12	\$ 75,399.29	-0.54%
MGS-S Customer 8828	\$ 2,597.37	-3.07%	\$ 6,279.89	\$ 6,197.71	-1.31%	\$ 12,862.85	\$ 12,780.67	-0.64%
MGS-S Customer 8829	\$ 1,272.41	-2.59%	\$ 2,684.93	\$ 2,651.08	-1.26%	\$ 10,138.12	\$ 10,104.27	-0.33%
MGS-S Customer 8830	\$ 1,830.11	-2.72%	\$ 3,948.56	\$ 3,897.42	-1.30%	\$ 10,022.82	\$ 9,971.68	-0.51%
MGS-S Customer 8831	\$ 2,005.57	-2.82%	\$ 4,524.26	\$ 4,466.05	-1.29%	\$ 12,855.57	\$ 12,797.36	-0.45%
MGS-S Customer 8832	\$ 2,703.15	-3.10%	\$ 6,689.86	\$ 6,603.32	-1.29%	\$ 17,503.43	\$ 17,416.89	-0.49%
MGS-S Customer 8833	\$ 3,153.26	-3.20%	\$ 8,068.27	\$ 7,963.98	-1.29%	\$ 20,837.46	\$ 20,733.17	-0.50%
MGS-S Customer 8834	\$ 1,831.48	-2.99%	\$ 4,289.95	\$ 4,233.49	-1.32%	\$ 7,533.44	\$ 7,476.98	-0.75%
MGS-S Customer 8835	\$ 1,588.56	-2.55%	\$ 3,200.83	\$ 3,159.28	-1.30%	\$ 7,975.57	\$ 7,934.02	-0.52%
MGS-S Customer 8836	\$ 1,782.92	-2.97%	\$ 4,213.58	\$ 4,159.02	-1.29%	\$ 10,771.86	\$ 10,717.30	-0.51%
MGS-S Customer 8837	\$ 1,949.11	-3.04%	\$ 4,735.63	\$ 4,674.55	-1.29%	\$ 12,736.03	\$ 12,674.95	-0.48%

Internal Use

Customer	Distribution 8/25 Prices	Distribution % Difference	Delivery 1/25 Prices	Delivery 8/25 Prices	Delivery % Difference	Bundled 1/25 Prices	Bundled 8/25 Prices	Bundled % Difference
MGS-S Customer 8838	\$ 5,077.32	-3.47%	\$ 14,794.01	\$ 14,611.39	-1.23%	\$ 70,750.53	\$ 70,567.91	-0.26%
MGS-S Customer 8839	\$ 1,715.35	-2.63%	\$ 3,538.25	\$ 3,491.90	-1.31%	\$ 6,865.95	\$ 6,819.60	-0.68%
MGS-S Customer 8840	\$ 20,741.72	-3.79%	\$ 63,938.76	\$ 63,122.36	-1.28%	\$ 206,231.30	\$ 205,414.90	-0.40%
MGS-S Customer 8841	\$ 1,751.08	-2.94%	\$ 4,065.96	\$ 4,012.90	-1.30%	\$ 8,627.37	\$ 8,574.31	-0.62%
MGS-S Customer 8842	\$ 1,608.78	-2.87%	\$ 3,761.14	\$ 3,713.65	-1.26%	\$ 14,024.07	\$ 13,976.58	-0.34%
MGS-S Customer 8843	\$ 1,734.05	-2.94%	\$ 4,134.11	\$ 4,081.54	-1.27%	\$ 14,071.16	\$ 14,018.59	-0.37%
MGS-S Customer 8844	\$ 1,545.34	-2.82%	\$ 3,444.09	\$ 3,399.22	-1.30%	\$ 7,720.18	\$ 7,675.31	-0.58%
MGS-S Customer 8845	\$ 4,048.16	-3.36%	\$ 11,145.20	\$ 11,004.38	-1.26%	\$ 41,237.68	\$ 41,096.86	-0.34%
MGS-S Customer 8846	\$ 3,075.02	-3.36%	\$ 8,368.62	\$ 8,261.85	-1.28%	\$ 27,163.74	\$ 27,056.97	-0.39%
MGS-S Customer 8847	\$ 1,842.61	-3.00%	\$ 4,405.71	\$ 4,348.69	-1.29%	\$ 11,433.61	\$ 11,376.59	-0.50%
MGS-S Customer 8848	\$ 2,430.67	-3.22%	\$ 6,333.89	\$ 6,252.94	-1.28%	\$ 20,352.10	\$ 20,271.15	-0.40%
MGS-S Customer 8849	\$ 1,267.31	-2.59%	\$ 2,646.89	\$ 2,613.24	-1.27%	\$ 8,969.33	\$ 8,935.68	-0.38%
MGS-S Customer 8850	\$ 4,793.77	-3.55%	\$ 13,878.36	\$ 13,701.93	-1.27%	\$ 47,620.65	\$ 47,444.22	-0.37%
MGS-S Customer 8851	\$ 2,069.50	-3.10%	\$ 5,149.36	\$ 5,083.19	-1.29%	\$ 15,061.16	\$ 14,994.99	-0.44%
MGS-S Customer 8852	\$ 1,459.08	-2.42%	\$ 2,805.56	\$ 2,769.44	-1.29%	\$ 7,864.13	\$ 7,828.01	-0.46%
MGS-S Customer 8853	\$ 2,424.66	-3.00%	\$ 5,822.93	\$ 5,747.84	-1.29%	\$ 15,859.85	\$ 15,784.76	-0.47%
MGS-S Customer 8854	\$ 2,408.63	-3.21%	\$ 6,237.74	\$ 6,157.93	-1.28%	\$ 19,390.40	\$ 19,310.59	-0.41%
MGS-S Customer 8855	\$ 3,997.76	-3.36%	\$ 10,740.29	\$ 10,601.25	-1.29%	\$ 27,813.57	\$ 27,674.53	-0.50%
MGS-S Customer 8856	\$ 2,869.12	-3.22%	\$ 7,155.39	\$ 7,060.09	-1.33%	\$ 22,206.20	\$ 22,110.90	-0.43%
MGS-S Customer 8857	\$ 7,655.92	-3.61%	\$ 22,356.31	\$ 22,069.36	-1.28%	\$ 66,667.76	\$ 66,380.81	-0.43%
MGS-S Customer 8858	\$ 669.52	-1.40%	\$ 714.74	\$ 705.23	-1.33%	\$ 875.05	\$ 865.54	-1.09%
MGS-S Customer 8859	\$ 1,771.48	-2.68%	\$ 3,800.39	\$ 3,751.59	-1.28%	\$ 11,219.42	\$ 11,170.62	-0.43%
MGS-S Customer 8860	\$ 4,842.10	-3.45%	\$ 13,143.67	\$ 12,970.81	-1.32%	\$ 23,683.35	\$ 23,510.49	-0.73%
MGS-S Customer 8861	\$ 5,311.71	-3.48%	\$ 14,969.90	\$ 14,778.13	-1.28%	\$ 45,601.70	\$ 45,409.93	-0.42%
MGS-S Customer 8862	\$ 2,398.25	-3.01%	\$ 5,778.92	\$ 5,704.59	-1.29%	\$ 16,833.24	\$ 16,758.91	-0.44%
MGS-S Customer 8863	\$ 5,159.66	-3.49%	\$ 14,717.20	\$ 14,530.73	-1.27%	\$ 53,438.87	\$ 53,252.40	-0.35%
MGS-S Customer 8864	\$ 1,927.70	-3.04%	\$ 4,645.67	\$ 4,585.32	-1.30%	\$ 11,083.86	\$ 11,023.51	-0.54%
MGS-S Customer 8865	\$ 1,995.27	-2.81%	\$ 4,458.62	\$ 4,400.87	-1.30%	\$ 11,210.80	\$ 11,153.05	-0.52%
MGS-S Customer 8866	\$ 9,669.59	-3.66%	\$ 28,537.74	\$ 28,170.79	-1.29%	\$ 80,861.36	\$ 80,494.41	-0.45%
MGS-S Customer 8867	\$ 3,557.33	-3.43%	\$ 9,762.10	\$ 9,635.72	-1.29%	\$ 25,139.13	\$ 25,012.75	-0.50%
MGS-S Customer 8868	\$ 1,855.72	-3.01%	\$ 4,487.94	\$ 4,430.44	-1.28%	\$ 13,718.62	\$ 13,661.12	-0.42%
MGS-S Customer 8869	\$ 7,751.70	-3.62%	\$ 22,948.15	\$ 22,657.18	-1.27%	\$ 81,725.38	\$ 81,434.41	-0.36%
MGS-S Customer 8870	\$ 1,824.35	-2.72%	\$ 3,947.12	\$ 3,896.20	-1.29%	\$ 10,748.09	\$ 10,697.17	-0.47%
MGS-S Customer 8871	\$ 2,640.85	-3.08%	\$ 6,575.14	\$ 6,491.20	-1.28%	\$ 21,171.98	\$ 21,088.04	-0.40%
MGS-S Customer 8872	\$ 3,429.08	-3.27%	\$ 9,159.01	\$ 9,043.16	-1.26%	\$ 33,483.12	\$ 33,367.27	-0.35%
MGS-S Customer 8873	\$ 2,612.40	-3.07%	\$ 6,385.22	\$ 6,302.49	-1.30%	\$ 16,029.07	\$ 15,946.34	-0.52%
MGS-S Customer 8874	\$ 1,604.90	-2.87%	\$ 3,696.73	\$ 3,649.38	-1.28%	\$ 11,327.14	\$ 11,279.79	-0.42%
MGS-S Customer 8875	\$ 2,050.93	-3.09%	\$ 5,085.95	\$ 5,020.52	-1.29%	\$ 14,613.25	\$ 14,547.82	-0.45%
MGS-S Customer 8876	\$ 3,951.69	-3.35%	\$ 10,697.93	\$ 10,560.95	-1.28%	\$ 33,002.20	\$ 32,865.22	-0.42%
MGS-S Customer 8877	\$ 3,570.90	-3.29%	\$ 9,390.78	\$ 9,269.32	-1.29%	\$ 24,368.46	\$ 24,247.00	-0.50%

Customer	Distribution 8/25 Prices	Distribution % Difference	Delivery 1/25 Prices	Delivery 8/25 Prices	Delivery % Difference	Bundled 1/25 Prices	Bundled 8/25 Prices	Bundled % Difference
MGS-S Customer 8878	\$ 7,022.38	-3.59%	\$ 20,233.60	\$ 19,971.87	-1.29%	\$ 53,411.38	\$ 53,149.65	-0.49%
MGS-S Customer 8879	\$ 4,160.46	-3.38%	\$ 11,499.41	\$ 11,354.05	-1.26%	\$ 42,301.70	\$ 42,156.34	-0.34%
MGS-S Customer 8880	\$ 2,185.23	-2.91%	\$ 5,055.15	\$ 4,989.68	-1.30%	\$ 12,788.51	\$ 12,723.04	-0.51%
MGS-S Customer 8881	\$ 3,010.19	-3.35%	\$ 8,351.92	\$ 8,247.67	-1.25%	\$ 35,688.70	\$ 35,584.45	-0.29%
MGS-S Customer 8882	\$ 846.71	-1.94%	\$ 1,268.21	\$ 1,251.49	-1.32%	\$ 2,181.41	\$ 2,164.69	-0.77%
MGS-S Customer 8883	\$ 2,876.27	-3.15%	\$ 7,405.66	\$ 7,312.24	-1.26%	\$ 27,933.24	\$ 27,839.82	-0.33%
MGS-S Customer 8884	\$ 1,726.82	-2.65%	\$ 3,649.65	\$ 3,602.69	-1.29%	\$ 10,397.15	\$ 10,350.19	-0.45%
MGS-S Customer 8885	\$ 2,322.19	-3.18%	\$ 5,894.42	\$ 5,818.03	-1.30%	\$ 14,857.60	\$ 14,781.21	-0.51%
MGS-S Customer 8886	\$ 2,694.00	-3.28%	\$ 7,202.24	\$ 7,110.83	-1.27%	\$ 25,201.28	\$ 25,109.87	-0.36%
MGS-S Customer 8887	\$ 3,488.48	-3.43%	\$ 9,604.44	\$ 9,480.53	-1.29%	\$ 26,666.29	\$ 26,542.38	-0.46%
MGS-S Customer 8888	\$ 2,047.84	-3.09%	\$ 5,101.91	\$ 5,036.62	-1.28%	\$ 15,892.97	\$ 15,827.68	-0.41%
MGS-S Customer 8889	\$ 1,792.18	-2.70%	\$ 3,902.13	\$ 3,852.34	-1.28%	\$ 12,841.66	\$ 12,791.87	-0.39%
MGS-S Customer 8890	\$ 8,002.44	-3.62%	\$ 24,233.98	\$ 23,933.09	-1.24%	\$ 109,392.41	\$ 109,091.52	-0.28%
MGS-S Customer 8891	\$ 6,772.23	-3.97%	\$ 17,511.11	\$ 17,231.16	-1.60%	\$ 40,327.28	\$ 40,047.33	-0.69%
MGS-S Customer 8892	\$ 1,684.71	-2.91%	\$ 3,921.41	\$ 3,870.84	-1.29%	\$ 10,750.38	\$ 10,699.81	-0.47%
MGS-S Customer 8893	\$ 1,554.95	-2.83%	\$ 3,529.73	\$ 3,484.43	-1.28%	\$ 10,456.16	\$ 10,410.86	-0.43%
MGS-S Customer 8894	\$ 7,445.21	-3.80%	\$ 20,514.32	\$ 20,220.19	-1.43%	\$ 50,954.16	\$ 50,660.03	-0.58%
MGS-S Customer 8895	\$ 4,766.89	-3.45%	\$ 13,173.10	\$ 13,002.75	-1.29%	\$ 34,983.75	\$ 34,813.40	-0.49%
MGS-S Customer 8896	\$ 2,628.60	-3.08%	\$ 6,395.39	\$ 6,311.98	-1.30%	\$ 14,094.93	\$ 14,011.52	-0.59%
MGS-S Customer 8897	\$ 4,454.37	-3.42%	\$ 12,243.95	\$ 12,086.40	-1.29%	\$ 35,233.80	\$ 35,076.25	-0.45%
MGS-S Customer 8898	\$ 1,864.01	-2.74%	\$ 4,179.30	\$ 4,126.74	-1.26%	\$ 16,419.22	\$ 16,366.66	-0.32%
MGS-S Customer 8899	\$ 2,265.98	-3.17%	\$ 5,723.93	\$ 5,649.85	-1.29%	\$ 14,731.56	\$ 14,657.48	-0.50%
MGS-S Customer 8900	\$ 1,887.56	-2.76%	\$ 4,099.82	\$ 4,046.27	-1.31%	\$ 8,857.76	\$ 8,804.21	-0.60%
MGS-S Customer 8901	\$ 1,136.34	-2.00%	\$ 1,752.29	\$ 1,729.14	-1.32%	\$ 2,839.74	\$ 2,816.59	-0.82%
MGS-S Customer 8902	\$ 1,914.50	-2.77%	\$ 4,305.18	\$ 4,250.63	-1.27%	\$ 15,356.76	\$ 15,302.21	-0.36%
MGS-S Customer 8903	\$ 1,724.08	-2.65%	\$ 3,702.36	\$ 3,655.50	-1.27%	\$ 13,374.44	\$ 13,327.58	-0.35%
MGS-S Customer 8904	\$ 2,316.39	-2.97%	\$ 5,631.10	\$ 5,560.27	-1.26%	\$ 22,040.62	\$ 21,969.79	-0.32%
MGS-S Customer 8905	\$ 1,613.23	-2.87%	\$ 3,711.75	\$ 3,664.07	-1.28%	\$ 10,871.40	\$ 10,823.72	-0.44%
MGS-S Customer 8906	\$ 3,054.09	-3.19%	\$ 7,955.41	\$ 7,854.82	-1.26%	\$ 29,126.18	\$ 29,025.59	-0.35%
MGS-S Customer 8907	\$ 8,541.13	-3.76%	\$ 24,582.92	\$ 24,248.97	-1.36%	\$ 78,058.32	\$ 77,724.37	-0.43%
MGS-S Customer 8908	\$ 2,287.69	-2.95%	\$ 5,408.56	\$ 5,338.95	-1.29%	\$ 15,293.85	\$ 15,224.24	-0.46%
MGS-S Customer 8909	\$ 5,514.88	-3.50%	\$ 15,577.26	\$ 15,376.98	-1.29%	\$ 45,166.98	\$ 44,966.70	-0.44%
MGS-S Customer 8910	\$ 1,657.17	-2.90%	\$ 3,857.89	\$ 3,808.33	-1.28%	\$ 11,416.32	\$ 11,366.76	-0.43%
MGS-S Customer 8911	\$ 1,957.44	-3.04%	\$ 4,757.13	\$ 4,695.76	-1.29%	\$ 12,697.20	\$ 12,635.83	-0.48%
MGS-S Customer 8912	\$ 1,878.97	-3.02%	\$ 4,419.08	\$ 4,360.63	-1.32%	\$ 6,801.13	\$ 6,742.68	-0.86%
MGS-S Customer 8913	\$ 3,177.22	-3.22%	\$ 8,235.97	\$ 8,130.13	-1.29%	\$ 24,223.74	\$ 24,117.90	-0.44%
MGS-S Customer 8914	\$ 3,118.60	-3.22%	\$ 8,302.90	\$ 8,199.08	-1.25%	\$ 35,410.81	\$ 35,306.99	-0.29%
MGS-S Customer 8915	\$ 2,463.03	-3.22%	\$ 6,369.48	\$ 6,287.49	-1.29%	\$ 17,970.67	\$ 17,888.68	-0.46%
MGS-S Customer 8916	\$ 2,594.21	-3.26%	\$ 6,774.93	\$ 6,687.48	-1.29%	\$ 18,435.31	\$ 18,347.86	-0.47%
MGS-S Customer 8917	\$ 2,007.61	-3.07%	\$ 4,955.53	\$ 4,891.87	-1.28%	\$ 14,546.37	\$ 14,482.71	-0.44%

Customer	Distribution 8/25 Prices	Distribution % Difference	Delivery 1/25 Prices	Delivery 8/25 Prices	Delivery % Difference	Bundled 1/25 Prices	Bundled 8/25 Prices	Bundled % Difference
MGS-S Customer 8918	\$ 1,944.94	-2.79%	\$ 4,303.76	\$ 4,248.00	-1.30%	\$ 10,800.56	\$ 10,744.80	-0.52%
MGS-S Customer 8919	\$ 2,137.87	-2.89%	\$ 4,923.80	\$ 4,860.12	-1.29%	\$ 12,949.68	\$ 12,886.00	-0.49%
MGS-S Customer 8920	\$ 1,718.18	-2.93%	\$ 4,062.54	\$ 4,010.60	-1.28%	\$ 12,815.02	\$ 12,763.08	-0.41%
MGS-S Customer 8921	\$ 3,512.53	-3.29%	\$ 9,317.36	\$ 9,197.95	-1.28%	\$ 28,590.56	\$ 28,471.15	-0.42%
MGS-S Customer 8922	\$ 3,361.09	-3.25%	\$ 8,869.96	\$ 8,756.93	-1.27%	\$ 29,282.02	\$ 29,168.99	-0.39%
MGS-S Customer 8923	\$ 2,489.76	-3.23%	\$ 6,741.15	\$ 6,657.97	-1.23%	\$ 32,339.87	\$ 32,256.69	-0.26%
MGS-S Customer 8924	\$ 2,245.33	-3.16%	\$ 5,787.69	\$ 5,714.44	-1.27%	\$ 20,973.10	\$ 20,899.85	-0.35%
MGS-S Customer 8925	\$ 946.04	-1.60%	\$ 1,157.03	\$ 1,141.63	-1.33%	\$ 1,394.01	\$ 1,378.61	-1.10%
MGS-S Customer 8926	\$ 1,796.87	-2.98%	\$ 4,266.05	\$ 4,210.93	-1.29%	\$ 11,357.37	\$ 11,302.25	-0.49%
MGS-S Customer 8927	\$ 939.53	-1.59%	\$ 1,148.40	\$ 1,133.27	-1.32%	\$ 1,930.53	\$ 1,915.40	-0.78%
MGS-S Customer 8928	\$ 5,719.33	-3.52%	\$ 16,842.41	\$ 16,633.99	-1.24%	\$ 78,457.95	\$ 78,249.53	-0.27%
MGS-S Customer 8929	\$ 2,295.57	-2.95%	\$ 5,356.24	\$ 5,286.44	-1.30%	\$ 11,811.79	\$ 11,741.99	-0.59%
MGS-S Customer 8930	\$ 3,264.87	-3.24%	\$ 8,704.58	\$ 8,595.40	-1.25%	\$ 35,184.96	\$ 35,075.78	-0.31%
MGS-S Customer 8931	\$ 8,981.83	-3.65%	\$ 26,859.84	\$ 26,519.32	-1.27%	\$ 95,500.31	\$ 95,159.79	-0.36%
MGS-S Customer 8932	\$ 1,861.68	-2.74%	\$ 4,046.88	\$ 3,994.46	-1.30%	\$ 10,239.97	\$ 10,187.55	-0.51%
MGS-S Customer 8933	\$ 1,962.60	-2.80%	\$ 4,416.41	\$ 4,359.91	-1.28%	\$ 13,766.49	\$ 13,709.99	-0.41%
MGS-S Customer 8934	\$ 2,669.82	-3.09%	\$ 6,788.75	\$ 6,703.53	-1.26%	\$ 27,299.08	\$ 27,213.86	-0.31%
MGS-S Customer 8935	\$ 16,711.21	-3.76%	\$ 53,486.04	\$ 52,832.64	-1.22%	\$ 280,838.74	\$ 280,185.34	-0.23%
MGS-S Customer 8936	\$ 12,465.30	-3.76%	\$ 36,460.44	\$ 35,973.27	-1.34%	\$ 72,695.73	\$ 72,208.56	-0.67%
MGS-S Customer 8937	\$ 1,871.84	-2.76%	\$ 4,041.98	\$ 3,988.90	-1.31%	\$ 7,879.07	\$ 7,825.99	-0.67%
MGS-S Customer 8938	\$ 2,342.58	-3.19%	\$ 5,924.80	\$ 5,847.68	-1.30%	\$ 13,579.44	\$ 13,502.32	-0.57%
MGS-S Customer 8939	\$ 1,491.19	-2.79%	\$ 3,305.86	\$ 3,263.05	-1.29%	\$ 8,493.77	\$ 8,450.96	-0.50%
MGS-S Customer 8940	\$ 11,340.58	-3.70%	\$ 34,604.43	\$ 34,168.20	-1.26%	\$ 132,450.69	\$ 132,014.46	-0.33%
MGS-S Customer 8941	\$ 1,225.29	-2.55%	\$ 2,476.99	\$ 2,444.96	-1.29%	\$ 6,508.44	\$ 6,476.41	-0.49%
MGS-S Customer 8942	\$ 3,011.33	-3.18%	\$ 7,580.69	\$ 7,481.68	-1.31%	\$ 16,348.03	\$ 16,249.02	-0.61%
MGS-S Customer 8943	\$ 2,206.07	-3.15%	\$ 5,579.19	\$ 5,507.52	-1.28%	\$ 16,373.45	\$ 16,301.78	-0.44%
MGS-S Customer 8944	\$ 2,003.41	-3.08%	\$ 4,885.54	\$ 4,821.97	-1.30%	\$ 11,482.78	\$ 11,419.21	-0.55%
MGS-S Customer 8945	\$ 4,052.98	-3.37%	\$ 10,844.61	\$ 10,703.35	-1.30%	\$ 24,894.47	\$ 24,753.21	-0.57%
MGS-S Customer 8946	\$ 4,132.88	-3.50%	\$ 11,527.62	\$ 11,377.59	-1.30%	\$ 27,204.60	\$ 27,054.57	-0.55%
MGS-S Customer 8947	\$ 2,894.65	-3.15%	\$ 7,219.58	\$ 7,125.42	-1.30%	\$ 15,880.54	\$ 15,786.38	-0.59%
MGS-S Customer 8948	\$ 8,420.94	-3.65%	\$ 24,540.96	\$ 24,221.91	-1.30%	\$ 59,679.32	\$ 59,360.27	-0.53%
MGS-S Customer 8949	\$ 1,271.23	-2.60%	\$ 2,616.26	\$ 2,582.26	-1.30%	\$ 6,415.64	\$ 6,381.64	-0.53%
MGS-S Customer 8950	\$ 5,644.58	-3.67%	\$ 15,365.05	\$ 15,150.09	-1.40%	\$ 43,026.00	\$ 42,811.04	-0.50%
MGS-S Customer 8951	\$ 4,216.36	-3.38%	\$ 11,548.94	\$ 11,401.23	-1.28%	\$ 36,289.31	\$ 36,141.60	-0.41%
MGS-S Customer 8952	\$ 3,515.85	-3.29%	\$ 9,238.88	\$ 9,119.34	-1.29%	\$ 24,198.28	\$ 24,078.74	-0.49%
MGS-S Customer 8953	\$ 2,717.67	-3.11%	\$ 6,570.52	\$ 6,483.40	-1.33%	\$ 9,400.49	\$ 9,313.37	-0.93%
MGS-S Customer 8954	\$ 5,964.13	-3.54%	\$ 16,888.34	\$ 16,669.75	-1.29%	\$ 43,799.72	\$ 43,581.13	-0.50%
MGS-S Customer 8955	\$ 1,339.40	-2.64%	\$ 2,789.82	\$ 2,753.55	-1.30%	\$ 6,175.68	\$ 6,139.41	-0.59%
MGS-S Customer 8956	\$ 15,031.33	-3.75%	\$ 46,002.61	\$ 45,417.18	-1.27%	\$ 155,627.17	\$ 155,041.74	-0.38%
MGS-S Customer 8957	\$ 4,608.51	-3.43%	\$ 12,671.42	\$ 12,507.73	-1.29%	\$ 34,015.87	\$ 33,852.18	-0.48%

Internal Use

Customer	Distribution 8/25 Prices	Distribution % Difference	Delivery 1/25 Prices	Delivery 8/25 Prices	Delivery % Difference	Bundled 1/25 Prices	Bundled 8/25 Prices	Bundled % Difference
MGS-S Customer 8958	\$ 3,232.00	-3.23%	\$ 8,173.61	\$ 8,065.67	-1.32%	\$ 13,282.22	\$ 13,174.28	-0.81%
MGS-S Customer 8959	\$ 5,361.94	-3.50%	\$ 15,106.00	\$ 14,911.46	-1.29%	\$ 43,187.44	\$ 42,992.90	-0.45%
MGS-S Customer 8960	\$ 1,964.03	-3.06%	\$ 4,712.67	\$ 4,650.63	-1.32%	\$ 8,527.48	\$ 8,465.44	-0.73%
MGS-S Customer 8961	\$ 2,707.96	-3.10%	\$ 6,789.19	\$ 6,702.43	-1.28%	\$ 21,680.03	\$ 21,593.27	-0.40%
MGS-S Customer 8962	\$ 664.88	-1.38%	\$ 697.90	\$ 688.59	-1.33%	\$ 724.18	\$ 714.87	-1.29%
MGS-S Customer 8963	\$ 843.19	-1.92%	\$ 1,272.85	\$ 1,256.31	-1.30%	\$ 3,024.05	\$ 3,007.51	-0.55%
MGS-S Customer 8964	\$ 2,078.91	-3.10%	\$ 5,261.60	\$ 5,195.06	-1.26%	\$ 19,271.81	\$ 19,205.27	-0.35%
MGS-S Customer 8965	\$ 2,333.51	-3.19%	\$ 6,107.11	\$ 6,030.27	-1.26%	\$ 23,838.55	\$ 23,761.71	-0.32%
MGS-S Customer 8966	\$ 2,334.26	-2.98%	\$ 5,540.74	\$ 5,469.12	-1.29%	\$ 14,692.23	\$ 14,620.61	-0.49%
MGS-S Customer 8967	\$ 2,266.55	-3.17%	\$ 5,730.29	\$ 5,656.07	-1.30%	\$ 14,686.73	\$ 14,612.51	-0.51%
MGS-S Customer 8968	\$ 2,847.46	-3.14%	\$ 7,206.57	\$ 7,114.34	-1.28%	\$ 22,303.09	\$ 22,210.86	-0.41%
MGS-S Customer 8969	\$ 13,338.59	-3.85%	\$ 40,178.30	\$ 39,644.72	-1.33%	\$ 164,460.60	\$ 163,927.02	-0.32%
MGS-S Customer 8970	\$ 3,402.00	-3.26%	\$ 8,970.66	\$ 8,855.93	-1.28%	\$ 28,171.18	\$ 28,056.45	-0.41%
MGS-S Customer 8971	\$ 2,935.16	-3.16%	\$ 7,490.30	\$ 7,394.37	-1.28%	\$ 23,108.43	\$ 23,012.50	-0.42%
MGS-S Customer 8972	\$ 6,517.55	-3.57%	\$ 18,678.74	\$ 18,437.65	-1.29%	\$ 51,038.21	\$ 50,797.12	-0.47%
MGS-S Customer 8973	\$ 5,862.87	-3.53%	\$ 16,292.28	\$ 16,077.85	-1.32%	\$ 29,290.91	\$ 29,076.48	-0.73%
MGS-S Customer 8974	\$ 5,988.34	-3.55%	\$ 17,457.23	\$ 17,236.96	-1.26%	\$ 66,947.11	\$ 66,726.84	-0.33%
MGS-S Customer 8975	\$ 2,642.84	-3.27%	\$ 6,968.07	\$ 6,878.69	-1.28%	\$ 20,972.91	\$ 20,883.53	-0.43%
MGS-S Customer 8976	\$ 2,482.13	-3.03%	\$ 5,967.45	\$ 5,889.89	-1.30%	\$ 14,212.72	\$ 14,135.16	-0.55%
MGS-S Customer 8977	\$ 2,126.34	-2.88%	\$ 4,777.52	\$ 4,714.47	-1.32%	\$ 7,743.80	\$ 7,680.75	-0.81%
MGS-S Customer 8978	\$ 2,016.27	-3.07%	\$ 4,788.91	\$ 4,724.98	-1.33%	\$ 5,117.99	\$ 5,054.06	-1.25%
MGS-S Customer 8979	\$ 8,017.41	-3.62%	\$ 24,262.62	\$ 23,961.15	-1.24%	\$ 108,689.76	\$ 108,388.29	-0.28%
MGS-S Customer 8980	\$ 1,662.74	-2.90%	\$ 3,752.42	\$ 3,702.76	-1.32%	\$ 5,610.80	\$ 5,561.14	-0.89%
MGS-S Customer 8981	\$ 2,291.65	-2.95%	\$ 5,449.50	\$ 5,379.71	-1.28%	\$ 16,719.78	\$ 16,649.99	-0.42%
MGS-S Customer 8982	\$ 3,421.27	-3.27%	\$ 9,210.21	\$ 9,094.64	-1.25%	\$ 37,127.11	\$ 37,011.54	-0.31%
MGS-S Customer 8983	\$ 5,417.90	-3.49%	\$ 15,217.15	\$ 15,021.19	-1.29%	\$ 42,480.46	\$ 42,284.50	-0.46%
MGS-S Customer 8984	\$ 3,903.82	-3.34%	\$ 10,712.15	\$ 10,577.09	-1.26%	\$ 40,799.26	\$ 40,664.20	-0.33%
MGS-S Customer 8985	\$ 2,327.76	-3.19%	\$ 5,989.82	\$ 5,913.23	-1.28%	\$ 18,851.22	\$ 18,774.63	-0.41%
MGS-S Customer 8986	\$ 2,662.25	-3.09%	\$ 6,436.11	\$ 6,351.24	-1.32%	\$ 10,891.48	\$ 10,806.61	-0.78%
MGS-S Customer 8987	\$ 2,019.12	-3.07%	\$ 4,810.65	\$ 4,746.71	-1.33%	\$ 6,024.47	\$ 5,960.53	-1.06%
MGS-S Customer 8988	\$ 3,156.25	-3.36%	\$ 7,826.08	\$ 7,716.48	-1.40%	\$ 19,106.19	\$ 18,996.59	-0.57%
MGS-S Customer 8989	\$ 1,479.54	-2.79%	\$ 3,290.12	\$ 3,247.68	-1.29%	\$ 9,194.58	\$ 9,152.14	-0.46%
MGS-S Customer 8990	\$ 2,657.19	-3.08%	\$ 6,709.31	\$ 6,624.74	-1.26%	\$ 25,561.90	\$ 25,477.33	-0.33%
MGS-S Customer 8991	\$ 3,550.90	-3.29%	\$ 9,536.24	\$ 9,415.45	-1.27%	\$ 34,262.90	\$ 34,142.11	-0.35%
MGS-S Customer 8992	\$ 5,203.50	-3.48%	\$ 14,785.76	\$ 14,598.15	-1.27%	\$ 51,916.88	\$ 51,729.27	-0.36%
MGS-S Customer 8993	\$ 2,184.31	-3.12%	\$ 5,469.55	\$ 5,399.23	-1.29%	\$ 15,268.80	\$ 15,198.48	-0.46%
MGS-S Customer 8994	\$ 3,259.51	-3.23%	\$ 8,565.71	\$ 8,456.76	-1.27%	\$ 29,058.21	\$ 28,949.26	-0.37%
MGS-S Customer 8995	\$ 2,770.28	-3.12%	\$ 6,878.90	\$ 6,789.77	-1.30%	\$ 17,280.32	\$ 17,191.19	-0.52%
MGS-S Customer 8996	\$ 3,073.72	-3.35%	\$ 8,280.45	\$ 8,173.78	-1.29%	\$ 23,079.88	\$ 22,973.21	-0.46%
MGS-S Customer 8997	\$ 4,210.11	-3.39%	\$ 11,557.14	\$ 11,409.45	-1.28%	\$ 37,047.08	\$ 36,899.39	-0.40%

Customer	Distribution 8/25 Prices	Distribution % Difference	Delivery 1/25 Prices	Delivery 8/25 Prices	Delivery % Difference	Bundled 1/25 Prices	Bundled 8/25 Prices	Bundled % Difference
MGS-S Customer 8998	\$ 4,178.07	-3.38%	\$ 11,546.78	\$ 11,400.61	-1.27%	\$ 41,849.50	\$ 41,703.33	-0.35%
MGS-S Customer 8999	\$ 4,879.04	-3.46%	\$ 13,428.25	\$ 13,253.57	-1.30%	\$ 31,655.59	\$ 31,480.91	-0.55%
MGS-S Customer 9000	\$ 1,932.83	-3.04%	\$ 4,726.52	\$ 4,665.85	-1.28%	\$ 14,108.37	\$ 14,047.70	-0.43%
MGS-S Customer 9001	\$ 3,250.58	-3.22%	\$ 8,410.23	\$ 8,301.91	-1.29%	\$ 23,264.51	\$ 23,156.19	-0.47%
MGS-S Customer 9002	\$ 956.67	-2.17%	\$ 1,640.57	\$ 1,619.38	-1.29%	\$ 4,437.74	\$ 4,416.55	-0.48%
MGS-S Customer 9003	\$ 3,191.04	-3.22%	\$ 8,073.15	\$ 7,967.06	-1.31%	\$ 14,814.36	\$ 14,708.27	-0.72%
MGS-S Customer 9004	\$ 833.87	-1.90%	\$ 1,221.15	\$ 1,204.96	-1.33%	\$ 1,740.36	\$ 1,724.17	-0.93%
MGS-S Customer 9005	\$ 7,264.63	-3.70%	\$ 21,020.45	\$ 20,741.03	-1.33%	\$ 82,046.39	\$ 81,766.97	-0.34%
MGS-S Customer 9006	\$ 1,714.91	-2.64%	\$ 3,587.74	\$ 3,541.25	-1.30%	\$ 9,017.55	\$ 8,971.06	-0.52%
MGS-S Customer 9007	\$ 2,406.12	-3.00%	\$ 5,739.85	\$ 5,665.49	-1.30%	\$ 14,405.61	\$ 14,331.25	-0.52%
MGS-S Customer 9008	\$ 2,563.26	-3.06%	\$ 6,215.95	\$ 6,135.09	-1.30%	\$ 14,566.57	\$ 14,485.71	-0.56%
MGS-S Customer 9009	\$ 1,838.21	-2.73%	\$ 3,984.05	\$ 3,932.49	-1.29%	\$ 10,359.96	\$ 10,308.40	-0.50%
MGS-S Customer 9010	\$ 2,888.09	-3.15%	\$ 7,241.25	\$ 7,147.19	-1.30%	\$ 17,543.72	\$ 17,449.66	-0.54%
MGS-S Customer 9011	\$ 2,186.45	-2.91%	\$ 5,054.78	\$ 4,989.17	-1.30%	\$ 12,375.20	\$ 12,309.59	-0.53%
MGS-S Customer 9012	\$ 2,203.33	-2.92%	\$ 5,057.46	\$ 4,991.19	-1.31%	\$ 10,043.47	\$ 9,977.20	-0.66%
MGS-S Customer 9013	\$ 9,613.19	-3.67%	\$ 29,234.80	\$ 28,868.85	-1.25%	\$ 120,965.67	\$ 120,599.72	-0.30%
MGS-S Customer 9014	\$ 3,072.12	-3.36%	\$ 8,443.01	\$ 8,336.27	-1.26%	\$ 31,124.58	\$ 31,017.84	-0.34%
MGS-S Customer 9015	\$ 1,685.54	-2.92%	\$ 3,948.77	\$ 3,898.16	-1.28%	\$ 12,000.59	\$ 11,949.98	-0.42%
MGS-S Customer 9016	\$ 1,901.15	-2.77%	\$ 4,150.43	\$ 4,096.35	-1.30%	\$ 9,414.79	\$ 9,360.71	-0.57%
MGS-S Customer 9017	\$ 2,857.69	-3.15%	\$ 7,112.84	\$ 7,019.82	-1.31%	\$ 15,171.40	\$ 15,078.38	-0.61%
MGS-S Customer 9018	\$ 3,328.08	-3.25%	\$ 8,767.86	\$ 8,656.15	-1.27%	\$ 29,048.52	\$ 28,936.81	-0.38%
MGS-S Customer 9019	\$ 2,668.73	-3.09%	\$ 6,672.04	\$ 6,586.85	-1.28%	\$ 21,576.59	\$ 21,491.40	-0.39%
MGS-S Customer 9020	\$ 14,551.14	-3.74%	\$ 43,971.40	\$ 43,405.30	-1.29%	\$ 124,984.34	\$ 124,418.24	-0.45%
MGS-S Customer 9021	\$ 2,773.43	-3.12%	\$ 6,903.55	\$ 6,814.28	-1.29%	\$ 18,039.46	\$ 17,950.19	-0.49%
MGS-S Customer 9022	\$ 2,147.82	-2.89%	\$ 4,969.11	\$ 4,905.08	-1.29%	\$ 13,853.00	\$ 13,788.97	-0.46%
MGS-S Customer 9023	\$ 7,807.83	-3.66%	\$ 22,965.81	\$ 22,669.41	-1.29%	\$ 83,488.99	\$ 83,192.59	-0.36%
MGS-S Customer 9024	\$ 4,289.74	-3.39%	\$ 11,856.91	\$ 11,706.19	-1.27%	\$ 40,708.49	\$ 40,557.77	-0.37%
MGS-S Customer 9025	\$ 2,434.91	-3.02%	\$ 5,815.73	\$ 5,739.97	-1.30%	\$ 13,363.76	\$ 13,288.00	-0.57%
MGS-S Customer 9026	\$ 2,011.36	-2.83%	\$ 4,507.55	\$ 4,449.05	-1.30%	\$ 11,025.15	\$ 10,966.65	-0.53%
MGS-S Customer 9027	\$ 2,973.69	-3.17%	\$ 7,591.40	\$ 7,493.90	-1.28%	\$ 22,422.82	\$ 22,325.32	-0.43%
MGS-S Customer 9028	\$ 1,957.31	-2.80%	\$ 4,309.09	\$ 4,252.73	-1.31%	\$ 9,003.04	\$ 8,946.68	-0.63%
MGS-S Customer 9029	\$ 2,265.50	-2.95%	\$ 5,403.82	\$ 5,334.96	-1.27%	\$ 17,973.74	\$ 17,904.88	-0.38%
MGS-S Customer 9030	\$ 1,527.37	-2.48%	\$ 3,017.48	\$ 2,978.56	-1.29%	\$ 8,259.67	\$ 8,220.75	-0.47%
MGS-S Customer 9031	\$ 1,844.18	-2.73%	\$ 4,083.40	\$ 4,031.61	-1.27%	\$ 14,490.53	\$ 14,438.74	-0.36%
MGS-S Customer 9032	\$ 1,842.66	-2.73%	\$ 3,979.39	\$ 3,927.78	-1.30%	\$ 9,774.84	\$ 9,723.23	-0.53%
MGS-S Customer 9033	\$ 1,924.69	-3.04%	\$ 4,746.80	\$ 4,686.47	-1.27%	\$ 16,335.88	\$ 16,275.55	-0.37%
MGS-S Customer 9034	\$ 1,797.95	-2.71%	\$ 3,898.90	\$ 3,848.90	-1.28%	\$ 11,897.36	\$ 11,847.36	-0.42%
MGS-S Customer 9035	\$ 2,032.07	-2.83%	\$ 4,551.91	\$ 4,492.66	-1.30%	\$ 10,389.98	\$ 10,330.73	-0.57%
MGS-S Customer 9036	\$ 3,516.24	-3.29%	\$ 9,093.27	\$ 8,973.52	-1.32%	\$ 16,380.78	\$ 16,261.03	-0.73%
MGS-S Customer 9037	\$ 1,506.47	-2.80%	\$ 3,355.27	\$ 3,311.92	-1.29%	\$ 8,902.43	\$ 8,859.08	-0.49%

Customer	Distribution 8/25 Prices	Distribution % Difference	Delivery 1/25 Prices	Delivery 8/25 Prices	Delivery % Difference	Bundled 1/25 Prices	Bundled 8/25 Prices	Bundled % Difference
MGS-S Customer 9038	\$ 2,032.46	-2.84%	\$ 4,617.43	\$ 4,558.05	-1.29%	\$ 13,318.04	\$ 13,258.66	-0.45%
MGS-S Customer 9039	\$ 2,028.60	-2.83%	\$ 4,587.22	\$ 4,528.06	-1.29%	\$ 12,552.54	\$ 12,493.38	-0.47%
MGS-S Customer 9040	\$ 2,079.03	-2.86%	\$ 4,800.62	\$ 4,739.32	-1.28%	\$ 15,520.27	\$ 15,458.97	-0.39%
MGS-S Customer 9041	\$ 2,791.35	-3.12%	\$ 7,052.67	\$ 6,962.68	-1.28%	\$ 22,837.40	\$ 22,747.41	-0.39%
MGS-S Customer 9042	\$ 3,890.96	-3.34%	\$ 10,262.49	\$ 10,127.86	-1.31%	\$ 19,979.02	\$ 19,844.39	-0.67%
MGS-S Customer 9043	\$ 973.99	-2.19%	\$ 1,683.89	\$ 1,662.07	-1.30%	\$ 4,230.83	\$ 4,209.01	-0.52%
MGS-S Customer 9044	\$ 2,849.05	-3.14%	\$ 7,241.84	\$ 7,149.52	-1.27%	\$ 23,778.19	\$ 23,685.87	-0.39%
MGS-S Customer 9045	\$ 3,889.21	-3.33%	\$ 10,415.95	\$ 10,281.81	-1.29%	\$ 28,935.81	\$ 28,801.67	-0.46%
MGS-S Customer 9046	\$ 2,100.23	-2.87%	\$ 4,829.03	\$ 4,766.98	-1.28%	\$ 14,052.28	\$ 13,990.23	-0.44%
MGS-S Customer 9047	\$ 1,362.76	-2.32%	\$ 2,497.33	\$ 2,464.97	-1.30%	\$ 6,400.58	\$ 6,368.22	-0.51%
MGS-S Customer 9048	\$ 1,846.24	-3.00%	\$ 4,384.57	\$ 4,327.47	-1.30%	\$ 9,986.92	\$ 9,929.82	-0.57%
MGS-S Customer 9049	\$ 1,533.24	-2.49%	\$ 3,065.36	\$ 3,026.19	-1.28%	\$ 9,748.53	\$ 9,709.36	-0.40%
MGS-S Customer 9050	\$ 1,917.08	-3.03%	\$ 4,488.20	\$ 4,428.37	-1.33%	\$ 5,000.56	\$ 4,940.73	-1.20%
MGS-S Customer 9051	\$ 2,231.67	-2.93%	\$ 5,178.30	\$ 5,110.94	-1.30%	\$ 12,040.06	\$ 11,972.70	-0.56%
MGS-S Customer 9052	\$ 2,059.37	-3.09%	\$ 5,198.21	\$ 5,132.48	-1.26%	\$ 19,057.59	\$ 18,991.86	-0.34%
MGS-S Customer 9053	\$ 3,762.07	-3.45%	\$ 10,413.35	\$ 10,278.73	-1.29%	\$ 27,466.63	\$ 27,332.01	-0.49%
MGS-S Customer 9054	\$ 7,992.55	-4.04%	\$ 20,684.88	\$ 20,348.23	-1.63%	\$ 40,123.64	\$ 39,786.99	-0.84%
MGS-S Customer 9055	\$ 2,107.55	-3.11%	\$ 5,278.39	\$ 5,210.67	-1.28%	\$ 15,842.64	\$ 15,774.92	-0.43%
MGS-S Customer 9056	\$ 1,927.64	-2.78%	\$ 4,344.02	\$ 4,288.96	-1.27%	\$ 15,383.26	\$ 15,328.20	-0.36%
MGS-S Customer 9057	\$ 3,439.99	-3.27%	\$ 9,067.31	\$ 8,951.18	-1.28%	\$ 27,701.43	\$ 27,585.30	-0.42%
MGS-S Customer 9058	\$ 3,091.95	-3.20%	\$ 8,122.47	\$ 8,020.34	-1.26%	\$ 31,834.47	\$ 31,732.34	-0.32%
MGS-S Customer 9059	\$ 2,245.65	-2.94%	\$ 5,163.39	\$ 5,095.38	-1.32%	\$ 9,011.90	\$ 8,943.89	-0.75%
MGS-S Customer 9060	\$ 1,621.98	-2.88%	\$ 3,687.91	\$ 3,639.84	-1.30%	\$ 8,287.14	\$ 8,239.07	-0.58%
MGS-S Customer 9061	\$ 2,680.17	-3.28%	\$ 7,163.69	\$ 7,072.81	-1.27%	\$ 25,264.43	\$ 25,173.55	-0.36%
MGS-S Customer 9062	\$ 4,942.22	-3.57%	\$ 14,447.25	\$ 14,264.35	-1.27%	\$ 52,931.02	\$ 52,748.12	-0.35%
MGS-S Customer 9063	\$ 2,444.03	-3.22%	\$ 6,385.24	\$ 6,303.97	-1.27%	\$ 21,482.67	\$ 21,401.40	-0.38%
MGS-S Customer 9064	\$ 2,043.35	-2.84%	\$ 4,725.71	\$ 4,665.92	-1.27%	\$ 17,206.27	\$ 17,146.48	-0.35%
MGS-S Customer 9065	\$ 14,433.16	-3.85%	\$ 43,719.90	\$ 43,141.63	-1.32%	\$ 183,692.89	\$ 183,114.62	-0.31%
MGS-S Customer 9066	\$ 1,969.16	-2.81%	\$ 4,404.88	\$ 4,348.03	-1.29%	\$ 12,013.01	\$ 11,956.16	-0.47%
MGS-S Customer 9067	\$ 4,550.67	-3.42%	\$ 12,790.67	\$ 12,629.55	-1.26%	\$ 49,121.95	\$ 48,960.83	-0.33%
MGS-S Customer 9068	\$ 1,395.56	-2.35%	\$ 2,615.78	\$ 2,582.20	-1.28%	\$ 7,724.17	\$ 7,690.59	-0.43%
MGS-S Customer 9069	\$ 2,336.89	-2.98%	\$ 5,690.78	\$ 5,619.09	-1.26%	\$ 21,897.94	\$ 21,826.25	-0.33%
MGS-S Customer 9070	\$ 2,024.00	-3.08%	\$ 4,913.82	\$ 4,849.50	-1.31%	\$ 10,038.66	\$ 9,974.34	-0.64%
MGS-S Customer 9071	\$ 2,849.66	-3.14%	\$ 7,368.30	\$ 7,275.91	-1.25%	\$ 29,888.18	\$ 29,795.79	-0.31%
MGS-S Customer 9072	\$ 1,795.96	-2.70%	\$ 3,867.15	\$ 3,817.30	-1.29%	\$ 10,777.82	\$ 10,727.97	-0.46%
MGS-S Customer 9073	\$ 3,574.27	-3.29%	\$ 9,590.27	\$ 9,468.64	-1.27%	\$ 33,759.32	\$ 33,637.69	-0.36%
MGS-S Customer 9074	\$ 2,127.26	-2.88%	\$ 4,895.07	\$ 4,831.96	-1.29%	\$ 13,418.45	\$ 13,355.34	-0.47%
MGS-S Customer 9075	\$ 4,561.67	-3.43%	\$ 12,546.41	\$ 12,384.53	-1.29%	\$ 34,489.60	\$ 34,327.72	-0.47%
MGS-S Customer 9076	\$ 1,710.14	-2.63%	\$ 3,583.15	\$ 3,536.87	-1.29%	\$ 9,522.12	\$ 9,475.84	-0.49%
MGS-S Customer 9077	\$ 2,897.10	-3.32%	\$ 7,890.83	\$ 7,791.25	-1.26%	\$ 29,642.06	\$ 29,542.48	-0.34%

Internal Use

Customer	Distribution 8/25 Prices	Distribution % Difference	Delivery 1/25 Prices	Delivery 8/25 Prices	Delivery % Difference	Bundled 1/25 Prices	Bundled 8/25 Prices	Bundled % Difference
MGS-S Customer 9078	\$ 17,879.85	-3.77%	\$ 56,224.30	\$ 55,523.99	-1.25%	\$ 245,444.93	\$ 244,744.62	-0.29%
MGS-S Customer 9079	\$ 2,374.65	-2.99%	\$ 5,777.64	\$ 5,704.46	-1.27%	\$ 20,744.12	\$ 20,670.94	-0.35%
MGS-S Customer 9080	\$ 2,968.69	-3.18%	\$ 7,464.67	\$ 7,367.10	-1.31%	\$ 16,154.08	\$ 16,056.51	-0.60%
MGS-S Customer 9081	\$ 2,221.41	-2.93%	\$ 5,152.56	\$ 5,085.47	-1.30%	\$ 11,920.51	\$ 11,853.42	-0.56%
MGS-S Customer 9082	\$ 1,828.50	-2.71%	\$ 3,906.29	\$ 3,855.29	-1.31%	\$ 8,317.10	\$ 8,266.10	-0.61%
MGS-S Customer 9083	\$ 2,371.90	-3.19%	\$ 6,065.26	\$ 5,987.01	-1.29%	\$ 16,401.21	\$ 16,322.96	-0.48%
MGS-S Customer 9084	\$ 5,693.62	-3.52%	\$ 16,316.81	\$ 16,109.16	-1.27%	\$ 55,303.57	\$ 55,095.92	-0.38%
MGS-S Customer 9085	\$ 1,136.55	-2.45%	\$ 2,188.00	\$ 2,159.49	-1.30%	\$ 5,043.11	\$ 5,014.60	-0.57%
MGS-S Customer 9086	\$ 4,036.91	-3.36%	\$ 11,087.57	\$ 10,947.16	-1.27%	\$ 39,936.86	\$ 39,796.45	-0.35%
MGS-S Customer 9087	\$ 6,710.11	-3.57%	\$ 19,846.87	\$ 19,598.10	-1.25%	\$ 81,172.18	\$ 80,923.41	-0.31%
MGS-S Customer 9088	\$ 1,900.26	-3.02%	\$ 4,607.64	\$ 4,548.39	-1.29%	\$ 13,220.84	\$ 13,161.59	-0.45%
MGS-S Customer 9089	\$ 10,286.39	-4.04%	\$ 27,652.62	\$ 27,219.08	-1.57%	\$ 60,062.37	\$ 59,628.83	-0.72%
MGS-S Customer 9090	\$ 2,981.24	-3.18%	\$ 7,456.37	\$ 7,358.61	-1.31%	\$ 14,659.55	\$ 14,561.79	-0.67%
MGS-S Customer 9091	\$ 1,691.01	-2.91%	\$ 3,951.49	\$ 3,900.79	-1.28%	\$ 11,646.81	\$ 11,596.11	-0.44%
MGS-S Customer 9092	\$ 4,997.32	-3.47%	\$ 14,100.30	\$ 13,920.62	-1.27%	\$ 47,191.06	\$ 47,011.38	-0.38%
MGS-S Customer 9093	\$ 1,046.35	-2.32%	\$ 2,031.95	\$ 2,007.11	-1.22%	\$ 10,664.23	\$ 10,639.39	-0.23%
MGS-S Customer 9094	\$ 2,460.49	-3.03%	\$ 5,905.36	\$ 5,828.61	-1.30%	\$ 14,146.06	\$ 14,069.31	-0.54%
MGS-S Customer 9095	\$ 2,919.90	-3.33%	\$ 7,841.61	\$ 7,740.95	-1.28%	\$ 23,419.29	\$ 23,318.63	-0.43%
MGS-S Customer 9096	\$ 2,773.60	-3.30%	\$ 7,457.44	\$ 7,362.75	-1.27%	\$ 26,006.78	\$ 25,912.09	-0.36%
MGS-S Customer 9097	\$ 6,632.38	-4.01%	\$ 17,158.05	\$ 16,881.26	-1.61%	\$ 51,711.38	\$ 51,434.59	-0.54%
MGS-S Customer 9098	\$ 17,141.68	-3.77%	\$ 52,290.80	\$ 51,620.07	-1.28%	\$ 157,459.08	\$ 156,788.35	-0.43%
MGS-S Customer 9099	\$ 3,278.96	-3.24%	\$ 8,631.68	\$ 8,521.81	-1.27%	\$ 29,158.01	\$ 29,048.14	-0.38%
MGS-S Customer 9100	\$ 2,253.16	-3.16%	\$ 5,763.64	\$ 5,690.09	-1.28%	\$ 18,675.21	\$ 18,601.66	-0.39%
MGS-S Customer 9101	\$ 2,198.49	-2.91%	\$ 5,068.37	\$ 5,002.38	-1.30%	\$ 11,521.98	\$ 11,455.99	-0.57%
MGS-S Customer 9102	\$ 1,909.70	-2.77%	\$ 4,183.65	\$ 4,129.34	-1.30%	\$ 10,090.40	\$ 10,036.09	-0.54%
MGS-S Customer 9103	\$ 4,838.84	-3.46%	\$ 13,375.69	\$ 13,202.41	-1.30%	\$ 34,418.49	\$ 34,245.21	-0.50%
MGS-S Customer 9104	\$ 1,294.85	-2.23%	\$ 2,256.85	\$ 2,227.26	-1.31%	\$ 4,480.76	\$ 4,451.17	-0.66%
MGS-S Customer 9105	\$ 2,441.88	-3.02%	\$ 5,935.33	\$ 5,859.19	-1.28%	\$ 18,067.05	\$ 17,990.91	-0.42%
MGS-S Customer 9106	\$ 1,717.92	-2.64%	\$ 3,599.00	\$ 3,552.35	-1.30%	\$ 9,057.26	\$ 9,010.61	-0.52%
MGS-S Customer 9107	\$ 3,145.26	-3.22%	\$ 8,284.45	\$ 8,179.92	-1.26%	\$ 31,429.70	\$ 31,325.17	-0.33%
MGS-S Customer 9108	\$ 2,713.51	-3.10%	\$ 6,750.50	\$ 6,663.59	-1.29%	\$ 19,086.18	\$ 18,999.27	-0.46%
MGS-S Customer 9109	\$ 2,571.80	-3.07%	\$ 6,310.34	\$ 6,229.01	-1.29%	\$ 17,725.51	\$ 17,644.18	-0.46%
MGS-S Customer 9110	\$ 1,783.68	-3.03%	\$ 3,360.09	\$ 3,304.29	-1.66%	\$ 5,860.18	\$ 5,804.38	-0.95%
MGS-S Customer 9111	\$ 2,692.94	-3.28%	\$ 7,127.86	\$ 7,036.50	-1.28%	\$ 21,646.09	\$ 21,554.73	-0.42%
MGS-S Customer 9112	\$ 1,966.49	-2.80%	\$ 4,296.63	\$ 4,239.89	-1.32%	\$ 6,991.54	\$ 6,934.80	-0.81%
MGS-S Customer 9113	\$ 2,589.86	-3.07%	\$ 6,334.41	\$ 6,252.31	-1.30%	\$ 16,138.23	\$ 16,056.13	-0.51%
MGS-S Customer 9114	\$ 3,003.41	-3.18%	\$ 7,683.34	\$ 7,584.80	-1.28%	\$ 23,014.55	\$ 22,916.01	-0.43%
MGS-S Customer 9115	\$ 1,243.84	-2.55%	\$ 2,494.30	\$ 2,461.71	-1.31%	\$ 5,099.51	\$ 5,066.92	-0.64%
MGS-S Customer 9116	\$ 1,639.22	-2.58%	\$ 3,381.59	\$ 3,338.16	-1.28%	\$ 9,928.21	\$ 9,884.78	-0.44%
MGS-S Customer 9117	\$ 2,540.04	-3.05%	\$ 6,087.92	\$ 6,008.06	-1.31%	\$ 11,773.68	\$ 11,693.82	-0.68%

Customer	Distribution 8/25 Prices	Distribution % Difference	Delivery 1/25 Prices	Delivery 8/25 Prices	Delivery % Difference	Bundled 1/25 Prices	Bundled 8/25 Prices	Bundled % Difference
MGS-S Customer 9118	\$ 3,992.71	-3.36%	\$ 10,892.14	\$ 10,753.52	-1.27%	\$ 36,697.45	\$ 36,558.83	-0.38%
MGS-S Customer 9119	\$ 2,808.81	-3.13%	\$ 7,158.84	\$ 7,068.03	-1.27%	\$ 25,287.57	\$ 25,196.76	-0.36%
MGS-S Customer 9120	\$ 2,492.30	-3.04%	\$ 6,028.45	\$ 5,950.42	-1.29%	\$ 15,611.40	\$ 15,533.37	-0.50%
MGS-S Customer 9121	\$ 2,239.66	-2.93%	\$ 5,261.61	\$ 5,193.92	-1.29%	\$ 15,006.59	\$ 14,938.90	-0.45%
MGS-S Customer 9122	\$ 2,085.38	-3.10%	\$ 5,202.02	\$ 5,135.25	-1.28%	\$ 15,417.88	\$ 15,351.11	-0.43%
MGS-S Customer 9123	\$ 1,322.36	-2.63%	\$ 2,746.84	\$ 2,711.07	-1.30%	\$ 6,077.17	\$ 6,041.40	-0.59%
MGS-S Customer 9124	\$ 1,824.16	-2.99%	\$ 4,309.11	\$ 4,252.90	-1.30%	\$ 9,463.77	\$ 9,407.56	-0.59%
MGS-S Customer 9125	\$ 2,686.61	-3.11%	\$ 6,676.32	\$ 6,590.08	-1.29%	\$ 18,358.64	\$ 18,272.40	-0.47%
MGS-S Customer 9126	\$ 1,900.73	-3.03%	\$ 4,686.42	\$ 4,627.11	-1.27%	\$ 16,999.24	\$ 16,939.93	-0.35%
MGS-S Customer 9127	\$ 1,999.92	-3.08%	\$ 5,002.38	\$ 4,938.88	-1.27%	\$ 17,663.25	\$ 17,599.75	-0.36%
MGS-S Customer 9128	\$ 1,926.11	-2.78%	\$ 4,245.79	\$ 4,190.77	-1.30%	\$ 10,662.84	\$ 10,607.82	-0.52%
MGS-S Customer 9129	\$ 2,253.06	-2.94%	\$ 5,400.61	\$ 5,332.30	-1.26%	\$ 19,788.12	\$ 19,719.81	-0.35%
MGS-S Customer 9130	\$ 1,998.89	-3.07%	\$ 4,911.65	\$ 4,848.30	-1.29%	\$ 13,525.76	\$ 13,462.41	-0.47%
MGS-S Customer 9131	\$ 1,480.68	-2.78%	\$ 3,299.79	\$ 3,257.46	-1.28%	\$ 9,869.61	\$ 9,827.28	-0.43%
MGS-S Customer 9132	\$ 3,136.80	-3.21%	\$ 8,160.29	\$ 8,056.30	-1.27%	\$ 26,983.86	\$ 26,879.87	-0.39%
MGS-S Customer 9133	\$ 2,046.00	-3.09%	\$ 5,107.62	\$ 5,042.39	-1.28%	\$ 16,423.49	\$ 16,358.26	-0.40%
MGS-S Customer 9134	\$ 2,212.75	-3.15%	\$ 5,590.52	\$ 5,518.50	-1.29%	\$ 15,747.19	\$ 15,675.17	-0.46%
MGS-S Customer 9135	\$ 2,504.54	-3.04%	\$ 6,029.20	\$ 5,950.57	-1.30%	\$ 13,575.17	\$ 13,496.54	-0.58%
MGS-S Customer 9136	\$ 4,281.16	-3.40%	\$ 11,809.17	\$ 11,658.61	-1.27%	\$ 39,122.76	\$ 38,972.20	-0.38%
MGS-S Customer 9137	\$ 9,887.09	-3.67%	\$ 29,827.26	\$ 29,450.31	-1.26%	\$ 110,177.47	\$ 109,800.52	-0.34%
MGS-S Customer 9138	\$ 2,872.46	-3.14%	\$ 7,240.52	\$ 7,147.34	-1.29%	\$ 20,426.55	\$ 20,333.37	-0.46%
MGS-S Customer 9139	\$ 2,222.41	-3.16%	\$ 5,591.34	\$ 5,518.83	-1.30%	\$ 14,114.61	\$ 14,042.10	-0.51%
MGS-S Customer 9140	\$ 20,342.65	-3.79%	\$ 63,526.94	\$ 62,726.49	-1.26%	\$ 244,328.63	\$ 243,528.18	-0.33%
MGS-S Customer 9141	\$ 8,888.04	-3.65%	\$ 26,693.85	\$ 26,357.56	-1.26%	\$ 102,181.00	\$ 101,844.71	-0.33%
MGS-S Customer 9142	\$ 2,425.85	-3.21%	\$ 6,211.60	\$ 6,131.04	-1.30%	\$ 15,419.77	\$ 15,339.21	-0.52%
MGS-S Customer 9143	\$ 2,827.08	-3.13%	\$ 7,223.38	\$ 7,131.93	-1.27%	\$ 26,054.26	\$ 25,962.81	-0.35%
MGS-S Customer 9144	\$ 12,858.80	-3.88%	\$ 37,469.59	\$ 36,950.04	-1.39%	\$ 114,494.73	\$ 113,975.18	-0.45%
MGS-S Customer 9145	\$ 3,663.49	-3.31%	\$ 9,718.91	\$ 9,593.69	-1.29%	\$ 27,020.26	\$ 26,895.04	-0.46%
MGS-S Customer 9146	\$ 2,046.25	-2.84%	\$ 4,599.99	\$ 4,540.15	-1.30%	\$ 10,641.45	\$ 10,581.61	-0.56%
MGS-S Customer 9147	\$ 8,876.84	-3.66%	\$ 26,167.70	\$ 25,830.27	-1.29%	\$ 73,609.97	\$ 73,272.54	-0.46%
MGS-S Customer 9148	\$ 2,216.20	-3.15%	\$ 5,600.19	\$ 5,528.09	-1.29%	\$ 15,856.04	\$ 15,783.94	-0.45%
MGS-S Customer 9149	\$ 1,871.66	-2.74%	\$ 4,058.21	\$ 4,005.40	-1.30%	\$ 9,369.19	\$ 9,316.38	-0.56%
MGS-S Customer 9150	\$ 6,155.22	-3.55%	\$ 17,819.71	\$ 17,593.00	-1.27%	\$ 61,111.93	\$ 60,885.22	-0.37%
MGS-S Customer 9151	\$ 3,389.84	-3.26%	\$ 8,959.62	\$ 8,845.49	-1.27%	\$ 29,672.99	\$ 29,558.86	-0.38%
MGS-S Customer 9152	\$ 3,599.74	-3.30%	\$ 9,679.91	\$ 9,557.21	-1.27%	\$ 34,397.43	\$ 34,274.73	-0.36%
MGS-S Customer 9153	\$ 8,518.45	-3.63%	\$ 24,716.12	\$ 24,394.94	-1.30%	\$ 58,446.75	\$ 58,125.57	-0.55%
MGS-S Customer 9154	\$ 2,613.21	-3.26%	\$ 6,963.95	\$ 6,875.88	-1.26%	\$ 25,433.87	\$ 25,345.80	-0.35%
MGS-S Customer 9155	\$ 1,842.69	-3.00%	\$ 4,356.43	\$ 4,299.47	-1.31%	\$ 9,083.52	\$ 9,026.56	-0.63%
MGS-S Customer 9156	\$ 2,221.20	-3.16%	\$ 5,607.61	\$ 5,535.21	-1.29%	\$ 15,245.06	\$ 15,172.66	-0.47%
MGS-S Customer 9157	\$ 2,585.31	-3.24%	\$ 5,869.78	\$ 5,783.28	-1.47%	\$ 8,173.34	\$ 8,086.84	-1.06%

Customer	Distribution 8/25 Prices	Distribution % Difference	Delivery 1/25 Prices	Delivery 8/25 Prices	Delivery % Difference	Bundled 1/25 Prices	Bundled 8/25 Prices	Bundled % Difference
MGS-S Customer 9158	\$ 1,923.78	-3.04%	\$ 4,696.73	\$ 4,636.43	-1.28%	\$ 13,948.66	\$ 13,888.36	-0.43%
MGS-S Customer 9159	\$ 6,440.73	-4.24%	\$ 15,020.76	\$ 14,735.52	-1.90%	\$ 20,957.90	\$ 20,672.66	-1.36%
MGS-S Customer 9160	\$ 5,294.98	-3.49%	\$ 15,135.14	\$ 14,943.73	-1.26%	\$ 55,593.62	\$ 55,402.21	-0.34%
MGS-S Customer 9161	\$ 3,010.30	-3.18%	\$ 8,055.80	\$ 7,956.83	-1.23%	\$ 40,250.73	\$ 40,151.76	-0.25%
MGS-S Customer 9162	\$ 10,077.86	-3.68%	\$ 29,873.18	\$ 29,487.67	-1.29%	\$ 82,123.67	\$ 81,738.16	-0.47%
MGS-S Customer 9163	\$ 2,248.11	-2.94%	\$ 5,256.52	\$ 5,188.45	-1.29%	\$ 13,415.63	\$ 13,347.56	-0.51%
MGS-S Customer 9164	\$ 2,646.10	-3.08%	\$ 6,562.60	\$ 6,478.51	-1.28%	\$ 19,931.45	\$ 19,847.36	-0.42%
MGS-S Customer 9165	\$ 1,828.96	-2.98%	\$ 4,305.18	\$ 4,248.96	-1.31%	\$ 9,026.55	\$ 8,970.33	-0.62%
MGS-S Customer 9166	\$ 1,701.07	-2.92%	\$ 3,904.47	\$ 3,853.29	-1.31%	\$ 7,612.44	\$ 7,561.26	-0.67%
MGS-S Customer 9167	\$ 3,580.43	-3.30%	\$ 9,320.17	\$ 9,198.13	-1.31%	\$ 18,967.45	\$ 18,845.41	-0.64%
MGS-S Customer 9168	\$ 3,020.93	-3.35%	\$ 8,100.53	\$ 7,995.81	-1.29%	\$ 21,458.98	\$ 21,354.26	-0.49%
MGS-S Customer 9169	\$ 1,672.11	-2.91%	\$ 3,923.29	\$ 3,873.21	-1.28%	\$ 12,693.03	\$ 12,642.95	-0.39%
MGS-S Customer 9170	\$ 3,981.42	-3.36%	\$ 10,798.78	\$ 10,660.43	-1.28%	\$ 33,240.16	\$ 33,101.81	-0.42%
MGS-S Customer 9171	\$ 5,809.09	-3.52%	\$ 16,983.30	\$ 16,771.13	-1.25%	\$ 71,893.85	\$ 71,681.68	-0.30%
MGS-S Customer 9172	\$ 5,110.15	-3.48%	\$ 14,400.04	\$ 14,215.99	-1.28%	\$ 45,936.81	\$ 45,752.76	-0.40%
MGS-S Customer 9173	\$ 2,895.39	-3.15%	\$ 7,295.76	\$ 7,201.53	-1.29%	\$ 19,489.98	\$ 19,395.75	-0.48%
MGS-S Customer 9174	\$ 2,732.35	-3.11%	\$ 6,719.74	\$ 6,631.93	-1.31%	\$ 14,434.82	\$ 14,347.01	-0.61%
MGS-S Customer 9175	\$ 1,778.35	-2.68%	\$ 3,799.34	\$ 3,750.32	-1.29%	\$ 10,278.78	\$ 10,229.76	-0.48%
MGS-S Customer 9176	\$ 2,045.97	-2.84%	\$ 4,532.78	\$ 4,473.04	-1.32%	\$ 7,561.45	\$ 7,501.71	-0.79%
MGS-S Customer 9177	\$ 2,132.12	-3.12%	\$ 5,364.42	\$ 5,295.79	-1.28%	\$ 16,710.69	\$ 16,642.06	-0.41%
MGS-S Customer 9178	\$ 4,356.66	-3.40%	\$ 11,938.23	\$ 11,784.92	-1.28%	\$ 35,138.32	\$ 34,985.01	-0.44%
MGS-S Customer 9179	\$ 2,124.71	-3.11%	\$ 5,238.77	\$ 5,170.50	-1.30%	\$ 11,664.96	\$ 11,596.69	-0.59%
MGS-S Customer 9180	\$ 2,233.06	-3.16%	\$ 5,580.42	\$ 5,507.63	-1.30%	\$ 12,355.91	\$ 12,283.12	-0.59%
MGS-S Customer 9181	\$ 1,962.24	-3.06%	\$ 4,899.99	\$ 4,838.03	-1.26%	\$ 18,150.00	\$ 18,088.04	-0.34%
MGS-S Customer 9182	\$ 2,973.85	-3.18%	\$ 7,339.56	\$ 7,242.04	-1.33%	\$ 9,776.80	\$ 9,679.28	-1.00%
MGS-S Customer 9183	\$ 5,424.39	-3.50%	\$ 15,426.73	\$ 15,230.25	-1.27%	\$ 51,387.79	\$ 51,191.31	-0.38%
MGS-S Customer 9184	\$ 1,865.40	-3.01%	\$ 4,512.14	\$ 4,454.24	-1.28%	\$ 13,475.78	\$ 13,417.88	-0.43%
MGS-S Customer 9185	\$ 2,387.25	-2.99%	\$ 5,682.49	\$ 5,608.80	-1.30%	\$ 14,089.90	\$ 14,016.21	-0.52%
MGS-S Customer 9186	\$ 2,478.17	-3.03%	\$ 5,935.76	\$ 5,858.31	-1.30%	\$ 13,084.32	\$ 13,006.87	-0.59%
MGS-S Customer 9187	\$ 1,734.32	-2.66%	\$ 3,716.51	\$ 3,669.18	-1.27%	\$ 12,446.25	\$ 12,398.92	-0.38%
MGS-S Customer 9188	\$ 10,809.57	-3.69%	\$ 32,821.57	\$ 32,407.30	-1.26%	\$ 123,181.28	\$ 122,767.01	-0.34%
MGS-S Customer 9189	\$ 20,437.66	-3.82%	\$ 64,142.55	\$ 63,329.76	-1.27%	\$ 289,872.71	\$ 289,059.92	-0.28%
MGS-S Customer 9190	\$ 4,348.76	-3.40%	\$ 12,251.20	\$ 12,098.10	-1.25%	\$ 51,695.02	\$ 51,541.92	-0.30%
MGS-S Customer 9191	\$ 1,564.71	-2.82%	\$ 3,491.53	\$ 3,446.13	-1.30%	\$ 7,824.41	\$ 7,779.01	-0.58%
MGS-S Customer 9192	\$ 1,634.15	-2.58%	\$ 3,315.43	\$ 3,272.15	-1.31%	\$ 7,227.82	\$ 7,184.54	-0.60%
MGS-S Customer 9193	\$ 3,058.57	-3.19%	\$ 7,780.95	\$ 7,680.00	-1.30%	\$ 19,294.16	\$ 19,193.21	-0.52%
MGS-S Customer 9194	\$ 3,019.28	-3.18%	\$ 7,761.57	\$ 7,662.39	-1.28%	\$ 24,573.30	\$ 24,474.12	-0.40%
MGS-S Customer 9195	\$ 1,996.49	-3.07%	\$ 4,857.91	\$ 4,794.67	-1.30%	\$ 11,233.82	\$ 11,170.58	-0.56%
MGS-S Customer 9196	\$ 3,110.71	-3.20%	\$ 8,037.33	\$ 7,934.38	-1.28%	\$ 24,626.59	\$ 24,523.64	-0.42%
MGS-S Customer 9197	\$ 1,908.48	-3.03%	\$ 4,683.16	\$ 4,623.50	-1.27%	\$ 15,596.14	\$ 15,536.48	-0.38%

Internal Use

Customer	Distribution 8/25 Prices	Distribution % Difference	Delivery 1/25 Prices	Delivery 8/25 Prices	Delivery % Difference	Bundled 1/25 Prices	Bundled 8/25 Prices	Bundled % Difference
MGS-S Customer 9198	\$ 2,755.17	-3.30%	\$ 7,417.83	\$ 7,323.87	-1.27%	\$ 26,736.62	\$ 26,642.66	-0.35%
MGS-S Customer 9199	\$ 2,200.44	-3.14%	\$ 5,527.27	\$ 5,455.84	-1.29%	\$ 14,624.60	\$ 14,553.17	-0.49%
MGS-S Customer 9200	\$ 3,643.32	-3.30%	\$ 9,695.50	\$ 9,571.09	-1.28%	\$ 28,836.95	\$ 28,712.54	-0.43%
MGS-S Customer 9201	\$ 2,921.24	-3.16%	\$ 7,519.82	\$ 7,424.49	-1.27%	\$ 26,755.99	\$ 26,660.66	-0.36%
MGS-S Customer 9202	\$ 15,823.18	-4.14%	\$ 42,533.44	\$ 41,849.53	-1.61%	\$ 78,800.73	\$ 78,116.82	-0.87%
MGS-S Customer 9203	\$ 5,617.63	-3.51%	\$ 16,068.54	\$ 15,864.32	-1.27%	\$ 55,018.74	\$ 54,814.52	-0.37%
MGS-S Customer 9204	\$ 2,043.20	-2.84%	\$ 4,669.08	\$ 4,609.35	-1.28%	\$ 14,545.57	\$ 14,485.84	-0.41%
MGS-S Customer 9205	\$ 2,086.32	-2.86%	\$ 4,670.44	\$ 4,608.96	-1.32%	\$ 8,192.96	\$ 8,131.48	-0.75%
MGS-S Customer 9206	\$ 1,951.89	-2.79%	\$ 4,366.94	\$ 4,310.84	-1.28%	\$ 12,811.02	\$ 12,754.92	-0.44%
MGS-S Customer 9207	\$ 2,295.55	-2.96%	\$ 5,399.57	\$ 5,329.62	-1.30%	\$ 13,624.50	\$ 13,554.55	-0.51%
MGS-S Customer 9208	\$ 1,480.33	-2.44%	\$ 2,881.51	\$ 2,844.51	-1.28%	\$ 8,457.58	\$ 8,420.58	-0.44%
MGS-S Customer 9209	\$ 2,036.46	-2.84%	\$ 4,560.98	\$ 4,501.53	-1.30%	\$ 10,138.88	\$ 10,079.43	-0.59%
MGS-S Customer 9210	\$ 10,807.77	-3.70%	\$ 32,505.72	\$ 32,090.38	-1.28%	\$ 105,469.93	\$ 105,054.59	-0.39%
MGS-S Customer 9211	\$ 2,404.93	-3.01%	\$ 5,780.87	\$ 5,706.31	-1.29%	\$ 16,041.75	\$ 15,967.19	-0.46%
MGS-S Customer 9212	\$ 3,696.30	-3.31%	\$ 10,022.44	\$ 9,895.82	-1.26%	\$ 37,153.21	\$ 37,026.59	-0.34%
MGS-S Customer 9213	\$ 2,308.08	-2.98%	\$ 5,302.53	\$ 5,231.74	-1.34%	\$ 6,115.63	\$ 6,044.84	-1.16%
MGS-S Customer 9214	\$ 1,940.86	-2.79%	\$ 4,273.50	\$ 4,217.79	-1.30%	\$ 9,620.58	\$ 9,564.87	-0.58%
MGS-S Customer 9215	\$ 808.07	-1.84%	\$ 1,155.68	\$ 1,140.54	-1.31%	\$ 2,306.32	\$ 2,291.18	-0.66%
MGS-S Customer 9216	\$ 1,800.26	-2.70%	\$ 3,849.79	\$ 3,799.81	-1.30%	\$ 9,389.29	\$ 9,339.31	-0.53%
MGS-S Customer 9217	\$ 4,626.52	-3.52%	\$ 12,358.74	\$ 12,190.08	-1.36%	\$ 29,164.64	\$ 28,995.98	-0.58%
MGS-S Customer 9218	\$ 2,576.16	-3.06%	\$ 6,465.82	\$ 6,384.39	-1.26%	\$ 25,031.38	\$ 24,949.95	-0.33%
MGS-S Customer 9219	\$ 3,365.79	-3.26%	\$ 9,038.60	\$ 8,925.30	-1.25%	\$ 36,827.52	\$ 36,714.22	-0.31%
MGS-S Customer 9220	\$ 6,239.30	-3.55%	\$ 18,160.52	\$ 17,930.59	-1.27%	\$ 66,123.84	\$ 65,893.91	-0.35%
MGS-S Customer 9221	\$ 17,574.34	-4.26%	\$ 47,050.67	\$ 46,268.91	-1.66%	\$ 106,568.33	\$ 105,786.57	-0.73%
MGS-S Customer 9222	\$ 2,146.42	-3.13%	\$ 5,293.13	\$ 5,223.89	-1.31%	\$ 10,919.47	\$ 10,850.23	-0.63%
MGS-S Customer 9223	\$ 3,799.13	-3.32%	\$ 10,210.14	\$ 10,079.50	-1.28%	\$ 31,650.57	\$ 31,519.93	-0.41%
MGS-S Customer 9224	\$ 2,048.95	-2.85%	\$ 4,632.34	\$ 4,572.16	-1.30%	\$ 11,308.19	\$ 11,248.01	-0.53%
MGS-S Customer 9225	\$ 4,519.32	-3.42%	\$ 12,562.67	\$ 12,402.58	-1.27%	\$ 41,768.46	\$ 41,608.37	-0.38%
MGS-S Customer 9226	\$ 32,480.74	-3.92%	\$ 97,787.33	\$ 96,461.06	-1.36%	\$ 258,304.93	\$ 256,978.66	-0.51%
MGS-S Customer 9227	\$ 15,344.08	-3.75%	\$ 46,471.57	\$ 45,873.45	-1.29%	\$ 132,635.52	\$ 132,037.40	-0.45%
MGS-S Customer 9228	\$ 2,749.73	-3.11%	\$ 6,875.83	\$ 6,787.53	-1.28%	\$ 20,189.83	\$ 20,101.53	-0.44%
MGS-S Customer 9229	\$ 3,507.91	-3.28%	\$ 9,113.75	\$ 8,994.74	-1.31%	\$ 19,626.58	\$ 19,507.57	-0.61%
MGS-S Customer 9230	\$ 4,340.17	-3.40%	\$ 11,819.74	\$ 11,666.82	-1.29%	\$ 30,988.61	\$ 30,835.69	-0.49%
MGS-S Customer 9231	\$ 4,655.51	-3.43%	\$ 12,934.55	\$ 12,769.10	-1.28%	\$ 40,551.05	\$ 40,385.60	-0.41%
MGS-S Customer 9232	\$ 3,567.78	-3.29%	\$ 9,574.07	\$ 9,452.60	-1.27%	\$ 33,679.13	\$ 33,557.66	-0.36%
MGS-S Customer 9233	\$ 1,967.05	-2.80%	\$ 4,401.80	\$ 4,345.04	-1.29%	\$ 12,194.01	\$ 12,137.25	-0.47%
MGS-S Customer 9234	\$ 7,861.37	-3.61%	\$ 23,029.04	\$ 22,734.31	-1.28%	\$ 71,143.18	\$ 70,848.45	-0.41%
MGS-S Customer 9235	\$ 2,557.11	-3.05%	\$ 6,283.76	\$ 6,203.23	-1.28%	\$ 19,053.64	\$ 18,973.11	-0.42%
MGS-S Customer 9236	\$ 4,731.55	-3.44%	\$ 13,080.50	\$ 12,911.72	-1.29%	\$ 35,937.80	\$ 35,769.02	-0.47%
MGS-S Customer 9237	\$ 2,987.69	-3.17%	\$ 7,712.93	\$ 7,615.08	-1.27%	\$ 26,980.30	\$ 26,882.45	-0.36%

Internal Use

Customer	Distribution 8/25 Prices	Distribution % Difference	Delivery 1/25 Prices	Delivery 8/25 Prices	Delivery % Difference	Bundled 1/25 Prices	Bundled 8/25 Prices	Bundled % Difference
MGS-S Customer 9238	\$ 3,090.08	-3.21%	\$ 7,998.34	\$ 7,895.90	-1.28%	\$ 24,955.07	\$ 24,852.63	-0.41%
MGS-S Customer 9239	\$ 2,173.96	-3.14%	\$ 5,416.26	\$ 5,345.84	-1.30%	\$ 12,847.97	\$ 12,777.55	-0.55%
MGS-S Customer 9240	\$ 1,464.73	-2.42%	\$ 2,837.70	\$ 2,801.33	-1.28%	\$ 8,607.10	\$ 8,570.73	-0.42%
MGS-S Customer 9241	\$ 2,029.76	-3.08%	\$ 4,967.12	\$ 4,902.57	-1.30%	\$ 11,850.36	\$ 11,785.81	-0.54%
MGS-S Customer 9242	\$ 12,434.59	-3.72%	\$ 38,155.58	\$ 37,675.62	-1.26%	\$ 149,165.02	\$ 148,685.06	-0.32%
MGS-S Customer 9243	\$ 1,840.28	-2.73%	\$ 3,949.07	\$ 3,897.42	-1.31%	\$ 8,272.12	\$ 8,220.47	-0.62%
MGS-S Customer 9244	\$ 1,458.53	-2.76%	\$ 3,176.79	\$ 3,135.41	-1.30%	\$ 7,152.48	\$ 7,111.10	-0.58%
MGS-S Customer 9245	\$ 1,706.20	-2.92%	\$ 3,917.92	\$ 3,866.65	-1.31%	\$ 7,822.42	\$ 7,771.15	-0.66%
MGS-S Customer 9246	\$ 1,609.35	-2.86%	\$ 3,612.61	\$ 3,565.23	-1.31%	\$ 6,854.96	\$ 6,807.58	-0.69%
MGS-S Customer 9247	\$ 7,396.71	-3.60%	\$ 21,732.63	\$ 21,456.15	-1.27%	\$ 73,855.14	\$ 73,578.66	-0.37%
MGS-S Customer 9248	\$ 2,432.42	-3.01%	\$ 5,811.65	\$ 5,736.25	-1.30%	\$ 14,152.90	\$ 14,077.50	-0.53%
MGS-S Customer 9249	\$ 5,342.91	-3.49%	\$ 15,244.22	\$ 15,051.07	-1.27%	\$ 54,413.80	\$ 54,220.65	-0.35%
MGS-S Customer 9250	\$ 2,431.64	-3.22%	\$ 6,427.68	\$ 6,346.85	-1.26%	\$ 25,274.33	\$ 25,193.50	-0.32%
MGS-S Customer 9251	\$ 2,814.74	-3.32%	\$ 7,421.14	\$ 7,324.58	-1.30%	\$ 17,604.32	\$ 17,507.76	-0.55%
MGS-S Customer 9252	\$ 2,710.56	-3.29%	\$ 7,076.77	\$ 6,984.54	-1.30%	\$ 16,099.03	\$ 16,006.80	-0.57%
MGS-S Customer 9253	\$ 3,190.16	-3.22%	\$ 8,223.13	\$ 8,117.03	-1.29%	\$ 22,338.81	\$ 22,232.71	-0.47%
MGS-S Customer 9254	\$ 3,905.19	-3.34%	\$ 10,590.66	\$ 10,455.65	-1.27%	\$ 34,768.85	\$ 34,633.84	-0.39%
MGS-S Customer 9255	\$ 2,207.25	-2.93%	\$ 5,118.19	\$ 5,051.68	-1.30%	\$ 13,518.85	\$ 13,452.34	-0.49%
MGS-S Customer 9256	\$ 3,777.15	-3.32%	\$ 10,116.01	\$ 9,986.18	-1.28%	\$ 29,997.89	\$ 29,868.06	-0.43%
MGS-S Customer 9257	\$ 3,281.67	-3.24%	\$ 8,657.27	\$ 8,547.43	-1.27%	\$ 30,367.37	\$ 30,257.53	-0.36%
MGS-S Customer 9258	\$ 1,307.23	-2.63%	\$ 2,649.71	\$ 2,614.36	-1.33%	\$ 2,995.93	\$ 2,960.58	-1.18%
MGS-S Customer 9259	\$ 1,429.73	-2.73%	\$ 3,109.47	\$ 3,069.35	-1.29%	\$ 8,283.10	\$ 8,242.98	-0.48%
MGS-S Customer 9260	\$ 3,197.88	-3.22%	\$ 8,322.86	\$ 8,216.35	-1.28%	\$ 25,928.61	\$ 25,822.10	-0.41%
MGS-S Customer 9261	\$ 2,288.83	-3.18%	\$ 5,799.43	\$ 5,724.31	-1.30%	\$ 14,858.25	\$ 14,783.13	-0.51%
MGS-S Customer 9262	\$ 1,921.68	-3.03%	\$ 4,698.93	\$ 4,638.79	-1.28%	\$ 14,568.45	\$ 14,508.31	-0.41%
MGS-S Customer 9263	\$ 653.27	-1.34%	\$ 1,027.36	\$ 1,018.52	-0.86%	\$ 18,931.91	\$ 18,923.07	-0.05%
MGS-S Customer 9264	\$ 2,820.08	-3.14%	\$ 6,990.34	\$ 6,898.93	-1.31%	\$ 14,828.83	\$ 14,737.42	-0.62%
MGS-S Customer 9265	\$ 1,285.89	-2.60%	\$ 2,742.90	\$ 2,708.59	-1.25%	\$ 11,243.32	\$ 11,209.01	-0.31%
MGS-S Customer 9266	\$ 2,413.44	-3.21%	\$ 6,322.60	\$ 6,242.54	-1.27%	\$ 22,785.59	\$ 22,705.53	-0.35%
MGS-S Customer 9267	\$ 2,158.81	-3.13%	\$ 5,341.51	\$ 5,271.85	-1.30%	\$ 11,721.99	\$ 11,652.33	-0.59%
MGS-S Customer 9268	\$ 4,750.75	-3.56%	\$ 13,893.86	\$ 13,718.75	-1.26%	\$ 53,739.89	\$ 53,564.78	-0.33%
MGS-S Customer 9269	\$ 1,866.29	-3.01%	\$ 4,451.05	\$ 4,393.23	-1.30%	\$ 10,562.67	\$ 10,504.85	-0.55%
MGS-S Customer 9270	\$ 1,666.06	-2.60%	\$ 3,461.92	\$ 3,417.37	-1.29%	\$ 9,884.34	\$ 9,839.79	-0.45%
MGS-S Customer 9271	\$ 5,030.89	-3.47%	\$ 14,137.97	\$ 13,956.89	-1.28%	\$ 43,988.21	\$ 43,807.13	-0.41%
MGS-S Customer 9272	\$ 2,120.30	-2.88%	\$ 4,914.69	\$ 4,851.81	-1.28%	\$ 15,313.25	\$ 15,250.37	-0.41%
MGS-S Customer 9273	\$ 1,638.38	-2.58%	\$ 3,379.31	\$ 3,335.84	-1.29%	\$ 9,762.42	\$ 9,718.95	-0.45%
MGS-S Customer 9274	\$ 2,018.53	-3.08%	\$ 4,899.52	\$ 4,835.35	-1.31%	\$ 9,957.17	\$ 9,893.00	-0.64%
MGS-S Customer 9275	\$ 1,504.35	-2.47%	\$ 2,962.18	\$ 2,924.11	-1.29%	\$ 8,703.24	\$ 8,665.17	-0.44%
MGS-S Customer 9276	\$ 6,122.70	-3.62%	\$ 18,301.19	\$ 18,070.97	-1.26%	\$ 71,732.58	\$ 71,502.36	-0.32%
MGS-S Customer 9277	\$ 2,789.06	-3.13%	\$ 7,094.13	\$ 7,004.14	-1.27%	\$ 25,033.53	\$ 24,943.54	-0.36%

Customer	Distribution 8/25 Prices	Distribution % Difference	Delivery 1/25 Prices	Delivery 8/25 Prices	Delivery % Difference	Bundled 1/25 Prices	Bundled 8/25 Prices	Bundled % Difference
MGS-S Customer 9278	\$ 1,123.47	-2.42%	\$ 2,155.43	\$ 2,127.57	-1.29%	\$ 5,662.30	\$ 5,634.44	-0.49%
MGS-S Customer 9279	\$ 2,039.22	-2.84%	\$ 4,513.52	\$ 4,453.86	-1.32%	\$ 7,114.16	\$ 7,054.50	-0.84%
MGS-S Customer 9280	\$ 4,627.01	-3.42%	\$ 13,301.39	\$ 13,137.64	-1.23%	\$ 64,454.95	\$ 64,291.20	-0.25%
MGS-S Customer 9281	\$ 3,120.75	-3.20%	\$ 8,148.77	\$ 8,045.46	-1.27%	\$ 28,853.35	\$ 28,750.04	-0.36%
MGS-S Customer 9282	\$ 1,756.70	-2.95%	\$ 4,135.79	\$ 4,082.33	-1.29%	\$ 10,860.66	\$ 10,807.20	-0.49%
MGS-S Customer 9283	\$ 1,921.64	-2.77%	\$ 4,238.97	\$ 4,184.14	-1.29%	\$ 10,994.24	\$ 10,939.41	-0.50%
MGS-S Customer 9284	\$ 3,883.16	-3.46%	\$ 10,756.22	\$ 10,616.89	-1.30%	\$ 27,120.38	\$ 26,981.05	-0.51%
MGS-S Customer 9285	\$ 3,154.88	-3.22%	\$ 8,112.84	\$ 8,007.98	-1.29%	\$ 21,591.38	\$ 21,486.52	-0.49%
MGS-S Customer 9286	\$ 4,801.31	-3.45%	\$ 13,746.45	\$ 13,575.14	-1.25%	\$ 59,625.60	\$ 59,454.29	-0.29%
MGS-S Customer 9287	\$ 3,732.66	-3.32%	\$ 10,121.98	\$ 9,993.94	-1.26%	\$ 36,887.10	\$ 36,759.06	-0.35%
MGS-S Customer 9288	\$ 2,814.81	-3.13%	\$ 7,126.14	\$ 7,035.11	-1.28%	\$ 22,822.43	\$ 22,731.40	-0.40%
MGS-S Customer 9289	\$ 1,943.11	-3.05%	\$ 4,763.08	\$ 4,701.96	-1.28%	\$ 14,300.33	\$ 14,239.21	-0.43%
MGS-S Customer 9290	\$ 3,033.87	-3.35%	\$ 8,290.40	\$ 8,185.22	-1.27%	\$ 29,198.94	\$ 29,093.76	-0.36%
MGS-S Customer 9291	\$ 2,427.43	-3.21%	\$ 6,254.65	\$ 6,174.02	-1.29%	\$ 17,315.37	\$ 17,234.74	-0.47%
MGS-S Customer 9292	\$ 2,138.61	-2.90%	\$ 4,889.33	\$ 4,825.57	-1.30%	\$ 10,978.21	\$ 10,914.45	-0.58%
MGS-S Customer 9293	\$ 20,355.50	-3.79%	\$ 62,547.78	\$ 61,745.73	-1.28%	\$ 192,038.14	\$ 191,236.09	-0.42%
MGS-S Customer 9294	\$ 2,614.38	-3.27%	\$ 6,832.93	\$ 6,744.64	-1.29%	\$ 18,282.15	\$ 18,193.86	-0.48%
MGS-S Customer 9295	\$ 2,526.65	-3.04%	\$ 6,172.37	\$ 6,093.07	-1.28%	\$ 17,999.00	\$ 17,919.70	-0.44%
MGS-S Customer 9296	\$ 2,051.39	-3.09%	\$ 5,205.51	\$ 5,140.10	-1.26%	\$ 20,612.02	\$ 20,546.61	-0.32%
MGS-S Customer 9297	\$ 3,826.28	-3.33%	\$ 10,439.70	\$ 10,307.81	-1.26%	\$ 38,731.38	\$ 38,599.49	-0.34%
MGS-S Customer 9298	\$ 10,838.32	-3.70%	\$ 32,599.24	\$ 32,183.16	-1.28%	\$ 106,230.75	\$ 105,814.67	-0.39%
MGS-S Customer 9299	\$ 1,400.75	-2.72%	\$ 3,074.68	\$ 3,035.54	-1.27%	\$ 10,369.27	\$ 10,330.13	-0.38%
MGS-S Customer 9300	\$ 1,904.88	-3.02%	\$ 4,649.25	\$ 4,589.83	-1.28%	\$ 14,673.94	\$ 14,614.52	-0.40%
MGS-S Customer 9301	\$ 12,850.99	-3.72%	\$ 39,484.90	\$ 38,988.17	-1.26%	\$ 154,091.36	\$ 153,594.63	-0.32%
MGS-S Customer 9302	\$ 18,376.16	-3.77%	\$ 57,331.63	\$ 56,611.12	-1.26%	\$ 226,962.90	\$ 226,242.39	-0.32%
MGS-S Customer 9303	\$ 2,742.53	-3.11%	\$ 6,800.40	\$ 6,712.30	-1.30%	\$ 17,248.67	\$ 17,160.57	-0.51%
MGS-S Customer 9304	\$ 2,220.97	-2.93%	\$ 5,173.98	\$ 5,106.99	-1.29%	\$ 13,270.70	\$ 13,203.71	-0.50%
MGS-S Customer 9305	\$ 14,854.68	-3.75%	\$ 45,556.63	\$ 44,978.39	-1.27%	\$ 159,619.19	\$ 159,040.95	-0.36%
MGS-S Customer 9306	\$ 2,474.89	-3.03%	\$ 5,996.12	\$ 5,918.88	-1.29%	\$ 16,789.92	\$ 16,712.68	-0.46%
MGS-S Customer 9307	\$ 5,971.47	-3.53%	\$ 17,187.31	\$ 16,968.65	-1.27%	\$ 58,218.94	\$ 58,000.28	-0.38%
MGS-S Customer 9308	\$ 4,811.85	-3.45%	\$ 13,697.46	\$ 13,525.71	-1.25%	\$ 55,586.52	\$ 55,414.77	-0.31%
MGS-S Customer 9309	\$ 5,051.29	-3.57%	\$ 14,453.58	\$ 14,266.75	-1.29%	\$ 38,256.99	\$ 38,070.16	-0.49%
MGS-S Customer 9310	\$ 7,501.66	-3.65%	\$ 21,452.83	\$ 21,168.37	-1.33%	\$ 56,061.01	\$ 55,776.55	-0.51%
MGS-S Customer 9311	\$ 1,564.31	-2.52%	\$ 3,207.56	\$ 3,167.16	-1.26%	\$ 12,329.23	\$ 12,288.83	-0.33%
MGS-S Customer 9312	\$ 3,278.42	-3.24%	\$ 8,670.07	\$ 8,560.36	-1.27%	\$ 31,501.55	\$ 31,391.84	-0.35%
MGS-S Customer 9313	\$ 1,705.30	-2.64%	\$ 3,544.49	\$ 3,498.32	-1.30%	\$ 8,128.75	\$ 8,082.58	-0.57%
MGS-S Customer 9314	\$ 3,214.85	-3.44%	\$ 7,737.49	\$ 7,622.79	-1.48%	\$ 16,439.81	\$ 16,325.11	-0.70%
MGS-S Customer 9315	\$ 2,416.27	-3.21%	\$ 6,203.26	\$ 6,123.10	-1.29%	\$ 16,440.83	\$ 16,360.67	-0.49%
MGS-S Customer 9316	\$ 2,915.90	-3.33%	\$ 7,713.36	\$ 7,613.01	-1.30%	\$ 17,958.01	\$ 17,857.66	-0.56%
MGS-S Customer 9317	\$ 2,711.81	-3.29%	\$ 7,303.21	\$ 7,211.06	-1.26%	\$ 27,575.41	\$ 27,483.26	-0.33%

Customer	Distribution 8/25 Prices	Distribution % Difference	Delivery 1/25 Prices	Delivery 8/25 Prices	Delivery % Difference	Bundled 1/25 Prices	Bundled 8/25 Prices	Bundled % Difference
MGS-S Customer 9318	\$ 4,521.04	-3.42%	\$ 12,568.01	\$ 12,408.11	-1.27%	\$ 42,404.54	\$ 42,244.64	-0.38%
MGS-S Customer 9319	\$ 1,793.39	-2.97%	\$ 4,347.44	\$ 4,292.49	-1.26%	\$ 16,001.08	\$ 15,946.13	-0.34%
MGS-S Customer 9320	\$ 2,235.10	-2.93%	\$ 5,264.20	\$ 5,196.68	-1.28%	\$ 15,767.09	\$ 15,699.57	-0.43%
MGS-S Customer 9321	\$ 1,354.05	-2.29%	\$ 2,439.70	\$ 2,408.01	-1.30%	\$ 5,593.38	\$ 5,561.69	-0.57%
MGS-S Customer 9322	\$ 1,445.87	-2.40%	\$ 2,737.89	\$ 2,702.25	-1.30%	\$ 6,332.17	\$ 6,296.53	-0.56%
MGS-S Customer 9323	\$ 2,039.80	-3.08%	\$ 5,076.47	\$ 5,011.59	-1.28%	\$ 16,014.02	\$ 15,949.14	-0.41%
MGS-S Customer 9324	\$ 2,606.29	-3.26%	\$ 6,768.87	\$ 6,681.11	-1.30%	\$ 16,757.46	\$ 16,669.70	-0.52%
MGS-S Customer 9325	\$ 1,960.69	-2.80%	\$ 4,440.92	\$ 4,384.53	-1.27%	\$ 15,343.50	\$ 15,287.11	-0.37%
MGS-S Customer 9326	\$ 2,491.65	-3.23%	\$ 6,521.50	\$ 6,438.30	-1.28%	\$ 21,203.81	\$ 21,120.61	-0.39%
MGS-S Customer 9327	\$ 2,173.54	-3.14%	\$ 5,451.15	\$ 5,380.70	-1.29%	\$ 14,546.54	\$ 14,476.09	-0.48%
MGS-S Customer 9328	\$ 11,449.86	-3.70%	\$ 35,296.20	\$ 34,856.04	-1.25%	\$ 152,050.81	\$ 151,610.65	-0.29%
MGS-S Customer 9329	\$ 2,010.15	-3.08%	\$ 4,822.96	\$ 4,759.16	-1.32%	\$ 7,460.97	\$ 7,397.17	-0.86%
MGS-S Customer 9330	\$ 1,561.50	-2.52%	\$ 3,142.73	\$ 3,102.33	-1.29%	\$ 9,224.41	\$ 9,184.01	-0.44%
MGS-S Customer 9331	\$ 2,895.23	-3.15%	\$ 7,318.97	\$ 7,224.68	-1.29%	\$ 20,514.14	\$ 20,419.85	-0.46%
MGS-S Customer 9332	\$ 2,211.63	-3.15%	\$ 5,695.98	\$ 5,624.01	-1.26%	\$ 21,190.93	\$ 21,118.96	-0.34%
MGS-S Customer 9333	\$ 850.47	-1.34%	\$ 870.35	\$ 858.83	-1.32%	\$ 1,280.21	\$ 1,268.69	-0.90%
MGS-S Customer 9334	\$ 2,311.68	-2.97%	\$ 5,439.64	\$ 5,368.98	-1.30%	\$ 13,091.42	\$ 13,020.76	-0.54%
MGS-S Customer 9335	\$ 3,029.09	-3.18%	\$ 7,841.52	\$ 7,741.91	-1.27%	\$ 27,035.07	\$ 26,935.46	-0.37%
MGS-S Customer 9336	\$ 2,835.27	-3.31%	\$ 7,720.03	\$ 7,622.89	-1.26%	\$ 30,136.62	\$ 30,039.48	-0.32%
MGS-S Customer 9337	\$ 2,735.93	-3.29%	\$ 7,274.74	\$ 7,181.63	-1.28%	\$ 22,614.18	\$ 22,521.07	-0.41%
MGS-S Customer 9338	\$ 5,218.13	-3.71%	\$ 13,473.18	\$ 13,272.10	-1.49%	\$ 21,368.80	\$ 21,167.72	-0.94%
MGS-S Customer 9339	\$ 1,878.32	-2.75%	\$ 4,078.18	\$ 4,025.14	-1.30%	\$ 9,480.57	\$ 9,427.53	-0.56%
MGS-S Customer 9340	\$ 3,651.90	-3.33%	\$ 9,770.05	\$ 9,644.30	-1.29%	\$ 32,120.02	\$ 31,994.27	-0.39%
MGS-S Customer 9341	\$ 1,984.59	-3.05%	\$ 4,818.73	\$ 4,756.30	-1.30%	\$ 11,845.95	\$ 11,783.52	-0.53%
MGS-S Customer 9342	\$ 3,523.36	-3.42%	\$ 8,947.06	\$ 8,822.41	-1.39%	\$ 23,079.19	\$ 22,954.54	-0.54%
MGS-S Customer 9343	\$ 5,257.32	-3.49%	\$ 14,668.74	\$ 14,478.59	-1.30%	\$ 37,201.54	\$ 37,011.39	-0.51%
MGS-S Customer 9344	\$ 2,769.37	-3.12%	\$ 6,834.29	\$ 6,745.15	-1.30%	\$ 15,093.27	\$ 15,004.13	-0.59%
MGS-S Customer 9345	\$ 6,285.65	-3.59%	\$ 17,945.49	\$ 17,711.57	-1.30%	\$ 53,869.99	\$ 53,636.07	-0.43%
MGS-S Customer 9346	\$ 2,800.05	-3.13%	\$ 6,932.98	\$ 6,842.60	-1.30%	\$ 15,481.04	\$ 15,390.66	-0.58%
MGS-S Customer 9347	\$ 1,013.27	-2.25%	\$ 1,800.51	\$ 1,777.13	-1.30%	\$ 4,310.77	\$ 4,287.39	-0.54%
MGS-S Customer 9348	\$ 1,735.60	-2.94%	\$ 4,065.54	\$ 4,012.94	-1.29%	\$ 10,498.58	\$ 10,445.98	-0.50%
MGS-S Customer 9349	\$ 7,227.93	-3.60%	\$ 20,791.90	\$ 20,522.27	-1.30%	\$ 51,889.90	\$ 51,620.27	-0.52%
MGS-S Customer 9350	\$ 3,139.55	-3.20%	\$ 8,052.48	\$ 7,948.53	-1.29%	\$ 21,543.93	\$ 21,439.98	-0.48%
MGS-S Customer 9351	\$ 7,637.47	-3.62%	\$ 22,245.70	\$ 21,959.17	-1.29%	\$ 63,069.82	\$ 62,783.29	-0.45%
MGS-S Customer 9352	\$ 1,739.06	-2.65%	\$ 3,635.29	\$ 3,587.89	-1.30%	\$ 7,986.45	\$ 7,939.05	-0.59%
MGS-S Customer 9353	\$ 1,934.22	-2.78%	\$ 4,253.18	\$ 4,197.93	-1.30%	\$ 10,063.26	\$ 10,008.01	-0.55%
MGS-S Customer 9354	\$ 2,702.53	-3.29%	\$ 7,220.40	\$ 7,128.57	-1.27%	\$ 24,681.49	\$ 24,589.66	-0.37%
MGS-S Customer 9355	\$ 1,829.32	-2.99%	\$ 4,375.37	\$ 4,318.91	-1.29%	\$ 11,927.40	\$ 11,870.94	-0.47%
MGS-S Customer 9356	\$ 2,300.62	-2.96%	\$ 5,553.70	\$ 5,483.44	-1.27%	\$ 20,338.28	\$ 20,268.02	-0.35%
MGS-S Customer 9357	\$ 2,513.61	-3.04%	\$ 6,052.72	\$ 5,973.85	-1.30%	\$ 13,720.15	\$ 13,641.28	-0.57%

Internal Use

Customer	Distribution 8/25 Prices	Distribution % Difference	Delivery 1/25 Prices	Delivery 8/25 Prices	Delivery % Difference	Bundled 1/25 Prices	Bundled 8/25 Prices	Bundled % Difference
MGS-S Customer 9358	\$ 1,711.06	-2.93%	\$ 4,019.15	\$ 3,967.58	-1.28%	\$ 11,910.77	\$ 11,859.20	-0.43%
MGS-S Customer 9359	\$ 2,913.82	-3.14%	\$ 7,132.94	\$ 7,038.41	-1.33%	\$ 9,710.73	\$ 9,616.20	-0.97%
MGS-S Customer 9360	\$ 2,113.38	-2.88%	\$ 4,870.76	\$ 4,808.20	-1.28%	\$ 14,228.04	\$ 14,165.48	-0.44%
MGS-S Customer 9361	\$ 4,710.20	-3.43%	\$ 13,324.16	\$ 13,156.61	-1.26%	\$ 52,201.23	\$ 52,033.68	-0.32%
MGS-S Customer 9362	\$ 3,145.36	-3.21%	\$ 8,182.71	\$ 8,078.44	-1.27%	\$ 26,995.08	\$ 26,890.81	-0.39%
MGS-S Customer 9363	\$ 4,869.27	-3.45%	\$ 13,569.37	\$ 13,395.28	-1.28%	\$ 40,636.15	\$ 40,462.06	-0.43%
MGS-S Customer 9364	\$ 3,297.18	-3.25%	\$ 9,027.11	\$ 8,916.52	-1.23%	\$ 46,277.18	\$ 46,166.59	-0.24%
MGS-S Customer 9365	\$ 3,630.09	-3.30%	\$ 9,858.85	\$ 9,734.83	-1.26%	\$ 38,594.11	\$ 38,470.09	-0.32%
MGS-S Customer 9366	\$ 1,876.36	-2.75%	\$ 4,149.77	\$ 4,096.69	-1.28%	\$ 13,049.20	\$ 12,996.12	-0.41%
MGS-S Customer 9367	\$ 8,358.27	-3.64%	\$ 25,320.65	\$ 25,005.26	-1.25%	\$ 110,735.03	\$ 110,419.64	-0.28%
MGS-S Customer 9368	\$ 2,574.85	-3.25%	\$ 6,844.93	\$ 6,758.36	-1.26%	\$ 25,054.67	\$ 24,968.10	-0.35%
MGS-S Customer 9369	\$ 1,854.05	-3.00%	\$ 4,443.24	\$ 4,385.81	-1.29%	\$ 11,740.23	\$ 11,682.80	-0.49%
MGS-S Customer 9370	\$ 1,719.41	-2.93%	\$ 4,022.13	\$ 3,970.20	-1.29%	\$ 10,743.58	\$ 10,691.65	-0.48%
MGS-S Customer 9371	\$ 10,112.52	-3.67%	\$ 30,206.70	\$ 29,820.97	-1.28%	\$ 96,571.04	\$ 96,185.31	-0.40%
MGS-S Customer 9372	\$ 3,082.03	-3.43%	\$ 7,347.91	\$ 7,238.44	-1.49%	\$ 17,695.63	\$ 17,586.16	-0.62%
MGS-S Customer 9373	\$ 4,053.73	-3.36%	\$ 10,772.46	\$ 10,631.56	-1.31%	\$ 22,134.84	\$ 21,993.94	-0.64%
MGS-S Customer 9374	\$ 1,884.23	-2.75%	\$ 4,097.17	\$ 4,043.85	-1.30%	\$ 9,424.83	\$ 9,371.51	-0.57%
MGS-S Customer 9375	\$ 3,024.51	-3.35%	\$ 8,288.59	\$ 8,183.83	-1.26%	\$ 30,587.37	\$ 30,482.61	-0.34%
MGS-S Customer 9376	\$ 19,298.75	-3.82%	\$ 59,102.19	\$ 58,335.91	-1.30%	\$ 199,269.43	\$ 198,503.15	-0.38%
MGS-S Customer 9377	\$ 4,504.15	-3.43%	\$ 12,351.20	\$ 12,191.46	-1.29%	\$ 32,799.83	\$ 32,640.09	-0.49%
MGS-S Customer 9378	\$ 11,920.29	-4.00%	\$ 33,546.75	\$ 33,050.40	-1.48%	\$ 105,094.09	\$ 104,597.74	-0.47%
MGS-S Customer 9379	\$ 3,203.50	-3.38%	\$ 8,539.06	\$ 8,426.95	-1.31%	\$ 16,305.22	\$ 16,193.11	-0.69%
MGS-S Customer 9380	\$ 1,002.59	-1.73%	\$ 1,338.76	\$ 1,321.06	-1.32%	\$ 2,065.48	\$ 2,047.78	-0.86%
MGS-S Customer 9381	\$ 7,106.54	-3.61%	\$ 20,473.79	\$ 20,207.73	-1.30%	\$ 58,098.53	\$ 57,832.47	-0.46%
MGS-S Customer 9382	\$ 2,200.81	-2.92%	\$ 5,242.81	\$ 5,176.54	-1.26%	\$ 19,458.58	\$ 19,392.31	-0.34%
MGS-S Customer 9383	\$ 1,695.72	-2.92%	\$ 3,938.27	\$ 3,887.26	-1.30%	\$ 9,992.42	\$ 9,941.41	-0.51%
MGS-S Customer 9384	\$ 5,566.80	-3.51%	\$ 15,888.58	\$ 15,686.28	-1.27%	\$ 53,207.09	\$ 53,004.79	-0.38%
MGS-S Customer 9385	\$ 2,542.89	-3.25%	\$ 6,670.80	\$ 6,585.36	-1.28%	\$ 20,663.19	\$ 20,577.75	-0.41%
MGS-S Customer 9386	\$ 2,268.69	-3.17%	\$ 5,850.31	\$ 5,776.05	-1.27%	\$ 20,492.74	\$ 20,418.48	-0.36%
MGS-S Customer 9387	\$ 1,954.00	-3.05%	\$ 4,758.44	\$ 4,696.93	-1.29%	\$ 12,591.10	\$ 12,529.59	-0.49%
MGS-S Customer 9388	\$ 2,727.15	-3.29%	\$ 7,288.04	\$ 7,195.24	-1.27%	\$ 24,452.27	\$ 24,359.47	-0.38%
MGS-S Customer 9389	\$ 3,172.25	-3.21%	\$ 8,146.73	\$ 8,041.48	-1.29%	\$ 21,466.67	\$ 21,361.42	-0.49%
MGS-S Customer 9390	\$ 2,926.25	-3.16%	\$ 7,572.12	\$ 7,476.63	-1.26%	\$ 28,709.41	\$ 28,613.92	-0.33%
MGS-S Customer 9391	\$ 15,163.08	-3.75%	\$ 45,364.90	\$ 44,773.71	-1.30%	\$ 103,154.89	\$ 102,563.70	-0.57%
MGS-S Customer 9392	\$ 12,230.22	-3.72%	\$ 36,522.61	\$ 36,050.52	-1.29%	\$ 96,812.69	\$ 96,340.60	-0.49%
MGS-S Customer 9393	\$ 1,721.33	-2.64%	\$ 3,602.44	\$ 3,555.69	-1.30%	\$ 8,809.78	\$ 8,763.03	-0.53%
MGS-S Customer 9394	\$ 1,385.57	-2.35%	\$ 2,548.09	\$ 2,514.80	-1.31%	\$ 5,544.20	\$ 5,510.91	-0.60%
MGS-S Customer 9395	\$ 19,616.98	-3.82%	\$ 61,232.81	\$ 60,452.89	-1.27%	\$ 268,004.34	\$ 267,224.42	-0.29%
MGS-S Customer 9396	\$ 1,777.22	-2.69%	\$ 3,828.17	\$ 3,779.12	-1.28%	\$ 11,704.02	\$ 11,654.97	-0.42%
MGS-S Customer 9397	\$ 4,539.43	-3.42%	\$ 12,755.51	\$ 12,594.95	-1.26%	\$ 49,274.18	\$ 49,113.62	-0.33%

Internal Use

Customer	Distribution 8/25 Prices	Distribution % Difference	Delivery 1/25 Prices	Delivery 8/25 Prices	Delivery % Difference	Bundled 1/25 Prices	Bundled 8/25 Prices	Bundled % Difference
MGS-S Customer 9398	\$ 1,401.32	-2.72%	\$ 3,162.29	\$ 3,123.16	-1.24%	\$ 14,744.17	\$ 14,705.04	-0.27%
MGS-S Customer 9399	\$ 2,201.07	-2.92%	\$ 5,162.95	\$ 5,096.70	-1.28%	\$ 15,487.81	\$ 15,421.56	-0.43%
MGS-S Customer 9400	\$ 2,600.67	-3.07%	\$ 6,331.98	\$ 6,249.72	-1.30%	\$ 15,110.86	\$ 15,028.60	-0.54%
MGS-S Customer 9401	\$ 2,107.49	-2.88%	\$ 4,840.68	\$ 4,778.19	-1.29%	\$ 13,192.21	\$ 13,129.72	-0.47%
MGS-S Customer 9402	\$ 2,561.68	-3.06%	\$ 6,090.22	\$ 6,009.44	-1.33%	\$ 8,571.57	\$ 8,490.79	-0.94%
MGS-S Customer 9403	\$ 2,955.18	-3.17%	\$ 7,482.24	\$ 7,385.59	-1.29%	\$ 19,977.31	\$ 19,880.66	-0.48%
MGS-S Customer 9404	\$ 2,346.04	-3.19%	\$ 6,055.27	\$ 5,977.91	-1.28%	\$ 19,353.50	\$ 19,276.14	-0.40%
MGS-S Customer 9405	\$ 3,463.56	-3.42%	\$ 9,612.52	\$ 9,489.99	-1.27%	\$ 31,691.92	\$ 31,569.39	-0.39%
MGS-S Customer 9406	\$ 1,650.85	-2.91%	\$ 3,956.74	\$ 3,907.29	-1.25%	\$ 16,954.00	\$ 16,904.55	-0.29%
MGS-S Customer 9407	\$ 1,874.21	-2.74%	\$ 4,098.93	\$ 4,046.05	-1.29%	\$ 11,080.44	\$ 11,027.56	-0.48%
MGS-S Customer 9408	\$ 6,990.88	-3.58%	\$ 20,272.77	\$ 20,012.97	-1.28%	\$ 61,654.50	\$ 61,394.70	-0.42%
MGS-S Customer 9409	\$ 2,475.75	-3.23%	\$ 6,398.44	\$ 6,315.83	-1.29%	\$ 17,275.20	\$ 17,192.59	-0.48%
MGS-S Customer 9410	\$ 2,990.19	-3.35%	\$ 7,750.34	\$ 7,646.81	-1.34%	\$ 8,365.88	\$ 8,262.35	-1.24%
MGS-S Customer 9411	\$ 1,607.87	-2.87%	\$ 3,667.18	\$ 3,619.69	-1.30%	\$ 9,378.76	\$ 9,331.27	-0.51%
MGS-S Customer 9412	\$ 1,951.62	-2.79%	\$ 4,269.75	\$ 4,213.81	-1.31%	\$ 8,323.82	\$ 8,267.88	-0.67%
MGS-S Customer 9413	\$ 4,067.38	-3.64%	\$ 10,252.41	\$ 10,098.55	-1.50%	\$ 28,454.61	\$ 28,300.75	-0.54%
MGS-S Customer 9414	\$ 2,618.61	-3.08%	\$ 6,397.78	\$ 6,314.65	-1.30%	\$ 15,374.33	\$ 15,291.20	-0.54%
MGS-S Customer 9415	\$ 1,754.04	-2.94%	\$ 4,073.92	\$ 4,020.79	-1.30%	\$ 8,725.48	\$ 8,672.35	-0.61%
MGS-S Customer 9416	\$ 4,039.67	-3.48%	\$ 11,461.43	\$ 11,315.61	-1.27%	\$ 38,792.27	\$ 38,646.45	-0.38%
MGS-S Customer 9417	\$ 1,974.41	-3.06%	\$ 4,916.63	\$ 4,854.35	-1.27%	\$ 17,628.12	\$ 17,565.84	-0.35%
MGS-S Customer 9418	\$ 10,209.83	-3.69%	\$ 31,145.28	\$ 30,754.06	-1.26%	\$ 125,271.12	\$ 124,879.90	-0.31%
MGS-S Customer 9419	\$ 3,366.76	-3.26%	\$ 8,945.78	\$ 8,832.48	-1.27%	\$ 32,136.73	\$ 32,023.43	-0.35%
MGS-S Customer 9420	\$ 1,444.62	-2.39%	\$ 2,726.03	\$ 2,690.70	-1.30%	\$ 6,542.32	\$ 6,506.99	-0.54%
MGS-S Customer 9421	\$ 2,443.04	-3.01%	\$ 5,800.26	\$ 5,724.43	-1.31%	\$ 12,016.43	\$ 11,940.60	-0.63%
MGS-S Customer 9422	\$ 3,369.62	-3.40%	\$ 9,260.41	\$ 9,141.75	-1.28%	\$ 28,164.19	\$ 28,045.53	-0.42%
MGS-S Customer 9423	\$ 3,035.77	-3.19%	\$ 7,691.62	\$ 7,591.67	-1.30%	\$ 18,395.84	\$ 18,295.89	-0.54%
MGS-S Customer 9424	\$ 3,702.23	-3.31%	\$ 9,678.84	\$ 9,552.03	-1.31%	\$ 19,222.14	\$ 19,095.33	-0.66%
MGS-S Customer 9425	\$ 3,804.38	-3.32%	\$ 10,209.87	\$ 10,079.03	-1.28%	\$ 30,905.31	\$ 30,774.47	-0.42%
MGS-S Customer 9426	\$ 2,852.17	-3.14%	\$ 7,145.79	\$ 7,053.45	-1.29%	\$ 18,764.12	\$ 18,671.78	-0.49%
MGS-S Customer 9427	\$ 4,274.03	-3.39%	\$ 11,532.16	\$ 11,382.16	-1.30%	\$ 27,017.17	\$ 26,867.17	-0.56%
MGS-S Customer 9428	\$ 8,225.10	-3.64%	\$ 24,050.89	\$ 23,740.07	-1.29%	\$ 64,966.42	\$ 64,655.60	-0.48%
MGS-S Customer 9429	\$ 3,774.67	-3.34%	\$ 10,105.74	\$ 9,975.44	-1.29%	\$ 28,451.91	\$ 28,321.61	-0.46%
MGS-S Customer 9430	\$ 4,069.36	-3.65%	\$ 10,111.04	\$ 9,956.76	-1.53%	\$ 22,931.42	\$ 22,777.14	-0.67%
MGS-S Customer 9431	\$ 6,603.59	-3.57%	\$ 19,247.78	\$ 19,003.65	-1.27%	\$ 67,823.55	\$ 67,579.42	-0.36%
MGS-S Customer 9432	\$ 5,381.39	-3.49%	\$ 15,038.81	\$ 14,844.40	-1.29%	\$ 39,162.16	\$ 38,967.75	-0.50%
MGS-S Customer 9433	\$ 2,180.98	-2.91%	\$ 5,005.95	\$ 4,940.61	-1.31%	\$ 10,865.39	\$ 10,800.05	-0.60%
MGS-S Customer 9434	\$ 4,314.40	-3.41%	\$ 12,050.54	\$ 11,898.43	-1.26%	\$ 45,794.89	\$ 45,642.78	-0.33%
MGS-S Customer 9435	\$ 16,563.13	-3.76%	\$ 50,593.78	\$ 49,947.48	-1.28%	\$ 160,862.79	\$ 160,216.49	-0.40%
MGS-S Customer 9436	\$ 2,609.63	-3.07%	\$ 6,487.09	\$ 6,404.50	-1.27%	\$ 21,611.03	\$ 21,528.44	-0.38%
MGS-S Customer 9437	\$ 19,036.87	-3.78%	\$ 60,105.12	\$ 59,357.96	-1.24%	\$ 267,905.02	\$ 267,157.86	-0.28%

Internal Use

Customer	Distribution 8/25 Prices	Distribution % Difference	Delivery 1/25 Prices	Delivery 8/25 Prices	Delivery % Difference	Bundled 1/25 Prices	Bundled 8/25 Prices	Bundled % Difference
MGS-S Customer 9438	\$ 6,904.41	-3.72%	\$ 19,161.36	\$ 18,894.25	-1.39%	\$ 49,486.94	\$ 49,219.83	-0.54%
MGS-S Customer 9439	\$ 1,550.86	-2.51%	\$ 3,098.86	\$ 3,058.91	-1.29%	\$ 8,659.27	\$ 8,619.32	-0.46%
MGS-S Customer 9440	\$ 3,724.16	-3.47%	\$ 9,332.17	\$ 9,198.49	-1.43%	\$ 15,657.81	\$ 15,524.13	-0.85%
MGS-S Customer 9441	\$ 6,357.18	-3.56%	\$ 18,016.22	\$ 17,781.78	-1.30%	\$ 42,061.87	\$ 41,827.43	-0.56%
MGS-S Customer 9442	\$ 2,901.71	-3.16%	\$ 7,378.24	\$ 7,283.71	-1.28%	\$ 22,558.85	\$ 22,464.32	-0.42%
MGS-S Customer 9443	\$ 1,661.64	-2.59%	\$ 3,446.38	\$ 3,402.13	-1.28%	\$ 10,055.50	\$ 10,011.25	-0.44%
MGS-S Customer 9444	\$ 1,394.52	-2.35%	\$ 2,613.11	\$ 2,579.56	-1.28%	\$ 7,734.41	\$ 7,700.86	-0.43%
MGS-S Customer 9445	\$ 2,925.54	-3.16%	\$ 7,411.42	\$ 7,315.87	-1.29%	\$ 20,566.60	\$ 20,471.05	-0.46%
MGS-S Customer 9446	\$ 2,050.95	-2.85%	\$ 4,665.78	\$ 4,605.65	-1.29%	\$ 13,011.60	\$ 12,951.47	-0.46%
MGS-S Customer 9447	\$ 2,012.83	-2.83%	\$ 4,533.83	\$ 4,475.25	-1.29%	\$ 12,087.00	\$ 12,028.42	-0.48%
MGS-S Customer 9448	\$ 2,997.55	-3.18%	\$ 7,739.87	\$ 7,641.47	-1.27%	\$ 26,474.54	\$ 26,376.14	-0.37%
MGS-S Customer 9449	\$ 1,889.10	-2.76%	\$ 4,147.67	\$ 4,094.10	-1.29%	\$ 11,114.10	\$ 11,060.53	-0.48%
MGS-S Customer 9450	\$ 1,924.83	-2.78%	\$ 4,277.47	\$ 4,222.47	-1.29%	\$ 12,326.09	\$ 12,271.09	-0.45%
MGS-S Customer 9451	\$ 1,815.10	-2.98%	\$ 4,359.49	\$ 4,303.64	-1.28%	\$ 13,344.73	\$ 13,288.88	-0.42%
MGS-S Customer 9452	\$ 1,808.45	-2.71%	\$ 3,902.99	\$ 3,852.68	-1.29%	\$ 10,834.45	\$ 10,784.14	-0.46%
MGS-S Customer 9453	\$ 3,052.69	-3.20%	\$ 7,804.85	\$ 7,703.97	-1.29%	\$ 20,922.32	\$ 20,821.44	-0.48%
MGS-S Customer 9454	\$ 7,174.88	-3.59%	\$ 21,524.46	\$ 21,257.06	-1.24%	\$ 96,613.97	\$ 96,346.57	-0.28%
MGS-S Customer 9455	\$ 3,074.87	-3.20%	\$ 7,720.16	\$ 7,618.62	-1.32%	\$ 14,016.77	\$ 13,915.23	-0.72%
MGS-S Customer 9456	\$ 3,304.72	-3.39%	\$ 9,085.79	\$ 8,969.72	-1.28%	\$ 28,978.98	\$ 28,862.91	-0.40%
MGS-S Customer 9457	\$ 1,317.24	-2.64%	\$ 2,762.34	\$ 2,726.67	-1.29%	\$ 7,350.94	\$ 7,315.27	-0.49%
MGS-S Customer 9458	\$ 2,065.42	-3.10%	\$ 5,193.91	\$ 5,127.93	-1.27%	\$ 17,937.97	\$ 17,871.99	-0.37%
MGS-S Customer 9459	\$ 4,286.56	-3.39%	\$ 11,585.11	\$ 11,434.59	-1.30%	\$ 27,773.99	\$ 27,623.47	-0.54%
MGS-S Customer 9460	\$ 11,553.49	-3.70%	\$ 35,819.58	\$ 35,375.26	-1.24%	\$ 162,949.34	\$ 162,505.02	-0.27%
MGS-S Customer 9461	\$ 24,434.97	-4.04%	\$ 70,016.20	\$ 68,987.64	-1.47%	\$ 148,569.07	\$ 147,540.51	-0.69%
MGS-S Customer 9462	\$ 2,209.58	-3.15%	\$ 5,583.46	\$ 5,511.71	-1.29%	\$ 16,198.67	\$ 16,126.92	-0.44%
MGS-S Customer 9463	\$ 9,563.31	-3.78%	\$ 28,045.25	\$ 27,669.93	-1.34%	\$ 105,104.67	\$ 104,729.35	-0.36%
MGS-S Customer 9464	\$ 3,918.50	-3.34%	\$ 10,483.73	\$ 10,348.19	-1.29%	\$ 27,458.97	\$ 27,323.43	-0.49%
MGS-S Customer 9465	\$ 3,556.36	-3.29%	\$ 9,428.90	\$ 9,308.00	-1.28%	\$ 28,378.39	\$ 28,257.49	-0.43%
MGS-S Customer 9466	\$ 4,744.51	-3.57%	\$ 12,881.12	\$ 12,705.36	-1.36%	\$ 43,880.85	\$ 43,705.09	-0.40%
MGS-S Customer 9467	\$ 2,283.70	-2.95%	\$ 5,405.89	\$ 5,336.38	-1.29%	\$ 15,618.55	\$ 15,549.04	-0.45%
MGS-S Customer 9468	\$ 2,467.63	-3.03%	\$ 5,855.39	\$ 5,778.35	-1.32%	\$ 10,595.85	\$ 10,518.81	-0.73%
MGS-S Customer 9469	\$ 1,775.15	-2.68%	\$ 3,749.05	\$ 3,700.20	-1.30%	\$ 8,332.62	\$ 8,283.77	-0.59%
MGS-S Customer 9470	\$ 2,167.43	-3.13%	\$ 5,402.34	\$ 5,332.26	-1.30%	\$ 13,306.30	\$ 13,236.22	-0.53%
MGS-S Customer 9471	\$ 3,454.49	-3.28%	\$ 9,243.27	\$ 9,126.24	-1.27%	\$ 33,581.77	\$ 33,464.74	-0.35%
MGS-S Customer 9472	\$ 2,757.00	-3.29%	\$ 7,093.51	\$ 6,999.65	-1.32%	\$ 10,666.99	\$ 10,573.13	-0.88%
MGS-S Customer 9473	\$ 1,420.86	-2.73%	\$ 3,095.19	\$ 3,055.30	-1.29%	\$ 8,570.02	\$ 8,530.13	-0.47%
MGS-S Customer 9474	\$ 11,633.38	-3.74%	\$ 34,732.95	\$ 34,280.85	-1.30%	\$ 110,055.56	\$ 109,603.46	-0.41%
MGS-S Customer 9475	\$ 2,233.86	-3.16%	\$ 5,770.01	\$ 5,697.22	-1.26%	\$ 21,789.43	\$ 21,716.64	-0.33%
MGS-S Customer 9476	\$ 5,122.25	-3.48%	\$ 14,267.76	\$ 14,083.12	-1.29%	\$ 37,285.03	\$ 37,100.39	-0.50%
MGS-S Customer 9477	\$ 6,577.04	-3.57%	\$ 18,843.55	\$ 18,599.88	-1.29%	\$ 50,019.25	\$ 49,775.58	-0.49%

Internal Use

Customer	Distribution 8/25 Prices	Distribution % Difference	Delivery 1/25 Prices	Delivery 8/25 Prices	Delivery % Difference	Bundled 1/25 Prices	Bundled 8/25 Prices	Bundled % Difference
MGS-S Customer 9478	\$ 1,434.51	-2.75%	\$ 3,156.28	\$ 3,115.79	-1.28%	\$ 9,493.46	\$ 9,452.97	-0.43%
MGS-S Customer 9479	\$ 4,400.22	-3.45%	\$ 11,882.34	\$ 11,725.22	-1.32%	\$ 31,707.09	\$ 31,549.97	-0.50%
MGS-S Customer 9480	\$ 1,789.01	-2.98%	\$ 4,248.78	\$ 4,193.91	-1.29%	\$ 11,466.47	\$ 11,411.60	-0.48%
MGS-S Customer 9481	\$ 3,338.71	-3.25%	\$ 8,804.09	\$ 8,692.01	-1.27%	\$ 29,412.68	\$ 29,300.60	-0.38%
MGS-S Customer 9482	\$ 3,414.03	-3.27%	\$ 8,897.95	\$ 8,782.66	-1.30%	\$ 22,553.37	\$ 22,438.08	-0.51%
MGS-S Customer 9483	\$ 2,501.10	-3.23%	\$ 6,656.22	\$ 6,572.62	-1.26%	\$ 26,490.22	\$ 26,406.62	-0.32%
MGS-S Customer 9484	\$ 1,574.15	-2.84%	\$ 3,573.61	\$ 3,527.55	-1.29%	\$ 9,854.91	\$ 9,808.85	-0.47%
MGS-S Customer 9485	\$ 2,487.76	-3.03%	\$ 6,073.39	\$ 5,995.63	-1.28%	\$ 18,751.29	\$ 18,673.53	-0.41%
MGS-S Customer 9486	\$ 6,957.89	-3.59%	\$ 20,564.53	\$ 20,305.74	-1.26%	\$ 80,338.14	\$ 80,079.35	-0.32%
MGS-S Customer 9487	\$ 2,862.79	-3.36%	\$ 6,664.18	\$ 6,564.54	-1.50%	\$ 12,436.78	\$ 12,337.14	-0.80%
MGS-S Customer 9488	\$ 3,841.42	-3.34%	\$ 10,175.31	\$ 10,042.67	-1.30%	\$ 22,935.48	\$ 22,802.84	-0.58%
MGS-S Customer 9489	\$ 2,108.81	-2.87%	\$ 4,754.75	\$ 4,692.33	-1.31%	\$ 8,994.50	\$ 8,932.08	-0.69%
MGS-S Customer 9490	\$ 2,276.80	-2.95%	\$ 5,443.03	\$ 5,373.75	-1.27%	\$ 18,365.79	\$ 18,296.51	-0.38%
MGS-S Customer 9491	\$ 7,476.60	-3.61%	\$ 21,670.59	\$ 21,390.64	-1.29%	\$ 58,314.95	\$ 58,035.00	-0.48%
MGS-S Customer 9492	\$ 2,078.48	-2.86%	\$ 4,745.34	\$ 4,684.19	-1.29%	\$ 13,132.29	\$ 13,071.14	-0.47%
MGS-S Customer 9493	\$ 3,819.14	-3.33%	\$ 10,324.60	\$ 10,193.04	-1.27%	\$ 34,128.01	\$ 33,996.45	-0.39%
MGS-S Customer 9494	\$ 1,849.01	-3.00%	\$ 4,394.83	\$ 4,337.56	-1.30%	\$ 9,931.70	\$ 9,874.43	-0.58%
MGS-S Customer 9495	\$ 1,614.84	-2.87%	\$ 3,700.48	\$ 3,652.75	-1.29%	\$ 10,090.10	\$ 10,042.37	-0.47%
MGS-S Customer 9496	\$ 1,441.78	-2.49%	\$ 2,657.40	\$ 2,620.64	-1.38%	\$ 6,217.86	\$ 6,181.10	-0.59%
MGS-S Customer 9497	\$ 1,878.20	-3.02%	\$ 4,614.56	\$ 4,556.13	-1.27%	\$ 16,652.92	\$ 16,594.49	-0.35%
MGS-S Customer 9498	\$ 5,006.53	-3.47%	\$ 13,892.86	\$ 13,712.96	-1.29%	\$ 35,817.77	\$ 35,637.87	-0.50%
MGS-S Customer 9499	\$ 1,923.82	-2.77%	\$ 4,221.37	\$ 4,166.51	-1.30%	\$ 9,929.87	\$ 9,875.01	-0.55%
MGS-S Customer 9500	\$ 1,850.87	-3.00%	\$ 4,448.72	\$ 4,391.42	-1.29%	\$ 12,474.03	\$ 12,416.73	-0.46%
MGS-S Customer 9501	\$ 2,336.74	-3.19%	\$ 5,969.85	\$ 5,892.95	-1.29%	\$ 16,664.93	\$ 16,588.03	-0.46%
MGS-S Customer 9502	\$ 1,692.00	-2.92%	\$ 3,943.94	\$ 3,893.03	-1.29%	\$ 10,716.00	\$ 10,665.09	-0.48%
MGS-S Customer 9503	\$ 1,894.25	-3.02%	\$ 4,551.81	\$ 4,492.79	-1.30%	\$ 11,284.45	\$ 11,225.43	-0.52%
MGS-S Customer 9504	\$ 1,967.96	-3.05%	\$ 4,663.04	\$ 4,601.11	-1.33%	\$ 6,089.85	\$ 6,027.92	-1.02%
MGS-S Customer 9505	\$ 2,170.06	-3.13%	\$ 5,502.34	\$ 5,432.11	-1.28%	\$ 17,829.10	\$ 17,758.87	-0.39%
MGS-S Customer 9506	\$ 1,105.85	-2.41%	\$ 2,079.73	\$ 2,052.46	-1.31%	\$ 4,197.49	\$ 4,170.22	-0.65%
MGS-S Customer 9507	\$ 5,034.70	-3.47%	\$ 14,240.63	\$ 14,059.80	-1.27%	\$ 49,534.39	\$ 49,353.56	-0.37%
MGS-S Customer 9508	\$ 11,362.61	-3.71%	\$ 34,208.94	\$ 33,771.75	-1.28%	\$ 109,239.03	\$ 108,801.84	-0.40%
MGS-S Customer 9509	\$ 3,082.18	-3.20%	\$ 7,755.29	\$ 7,653.51	-1.31%	\$ 14,792.79	\$ 14,691.01	-0.69%
MGS-S Customer 9510	\$ 3,004.65	-3.18%	\$ 7,750.25	\$ 7,651.67	-1.27%	\$ 26,192.52	\$ 26,093.94	-0.38%
MGS-S Customer 9511	\$ 2,184.20	-3.14%	\$ 5,604.74	\$ 5,533.98	-1.26%	\$ 20,938.81	\$ 20,868.05	-0.34%
MGS-S Customer 9512	\$ 2,262.83	-2.94%	\$ 5,291.47	\$ 5,222.87	-1.30%	\$ 13,139.10	\$ 13,070.50	-0.52%
MGS-S Customer 9513	\$ 1,785.30	-2.97%	\$ 4,242.68	\$ 4,188.03	-1.29%	\$ 11,883.83	\$ 11,829.18	-0.46%
MGS-S Customer 9514	\$ 4,835.99	-3.56%	\$ 13,827.53	\$ 13,649.11	-1.29%	\$ 38,124.56	\$ 37,946.14	-0.47%
MGS-S Customer 9515	\$ 2,443.46	-3.09%	\$ 5,783.06	\$ 5,705.08	-1.35%	\$ 17,810.45	\$ 17,732.47	-0.44%
MGS-S Customer 9516	\$ 2,422.11	-3.01%	\$ 5,891.77	\$ 5,816.59	-1.28%	\$ 19,201.20	\$ 19,126.02	-0.39%
MGS-S Customer 9517	\$ 11,864.91	-3.76%	\$ 35,458.67	\$ 34,994.82	-1.31%	\$ 113,587.59	\$ 113,123.74	-0.41%

Internal Use

Customer	Distribution 8/25 Prices	Distribution % Difference	Delivery 1/25 Prices	Delivery 8/25 Prices	Delivery % Difference	Bundled 1/25 Prices	Bundled 8/25 Prices	Bundled % Difference
MGS-S Customer 9518	\$ 2,553.51	-3.05%	\$ 6,103.10	\$ 6,022.65	-1.32%	\$ 10,419.98	\$ 10,339.53	-0.77%
MGS-S Customer 9519	\$ 1,593.70	-2.86%	\$ 3,677.93	\$ 3,631.01	-1.28%	\$ 12,007.41	\$ 11,960.49	-0.39%
MGS-S Customer 9520	\$ 3,000.82	-3.18%	\$ 7,607.17	\$ 7,508.59	-1.30%	\$ 19,243.78	\$ 19,145.20	-0.51%
MGS-S Customer 9521	\$ 3,974.95	-3.36%	\$ 10,827.12	\$ 10,688.88	-1.28%	\$ 35,242.98	\$ 35,104.74	-0.39%
MGS-S Customer 9522	\$ 3,420.03	-3.26%	\$ 8,897.38	\$ 8,782.08	-1.30%	\$ 22,220.52	\$ 22,105.22	-0.52%
MGS-S Customer 9523	\$ 1,083.03	-2.37%	\$ 1,987.67	\$ 1,961.36	-1.32%	\$ 3,035.24	\$ 3,008.93	-0.87%
MGS-S Customer 9524	\$ 2,076.13	-3.11%	\$ 5,139.42	\$ 5,072.87	-1.29%	\$ 13,311.56	\$ 13,245.01	-0.50%
MGS-S Customer 9525	\$ 11,250.47	-3.70%	\$ 33,404.05	\$ 32,971.44	-1.30%	\$ 85,727.67	\$ 85,295.06	-0.50%
MGS-S Customer 9526	\$ 1,982.57	-2.81%	\$ 4,416.98	\$ 4,359.60	-1.30%	\$ 10,652.12	\$ 10,594.74	-0.54%
MGS-S Customer 9527	\$ 2,674.18	-3.08%	\$ 6,482.79	\$ 6,397.81	-1.31%	\$ 12,378.80	\$ 12,293.82	-0.69%
MGS-S Customer 9528	\$ 5,077.16	-3.47%	\$ 14,166.51	\$ 13,984.06	-1.29%	\$ 39,788.99	\$ 39,606.54	-0.46%
MGS-S Customer 9529	\$ 2,412.62	-3.21%	\$ 6,264.05	\$ 6,184.11	-1.28%	\$ 20,185.94	\$ 20,106.00	-0.40%
MGS-S Customer 9530	\$ 1,764.83	-2.94%	\$ 4,132.61	\$ 4,079.06	-1.30%	\$ 10,091.80	\$ 10,038.25	-0.53%
MGS-S Customer 9531	\$ 3,450.20	-3.27%	\$ 9,115.57	\$ 8,999.00	-1.28%	\$ 28,517.65	\$ 28,401.08	-0.41%
MGS-S Customer 9532	\$ 1,973.48	-3.06%	\$ 4,778.82	\$ 4,716.47	-1.30%	\$ 10,579.64	\$ 10,517.29	-0.59%
MGS-S Customer 9533	\$ 2,165.45	-3.13%	\$ 5,577.11	\$ 5,507.06	-1.26%	\$ 22,217.33	\$ 22,147.28	-0.32%
MGS-S Customer 9534	\$ 887.99	-1.45%	\$ 979.36	\$ 966.32	-1.33%	\$ 1,148.70	\$ 1,135.66	-1.14%
MGS-S Customer 9535	\$ 3,802.74	-3.33%	\$ 10,400.87	\$ 10,269.93	-1.26%	\$ 40,292.25	\$ 40,161.31	-0.32%
MGS-S Customer 9536	\$ 1,620.95	-2.87%	\$ 3,696.81	\$ 3,648.85	-1.30%	\$ 9,065.72	\$ 9,017.76	-0.53%
MGS-S Customer 9537	\$ 7,593.85	-3.69%	\$ 21,722.20	\$ 21,431.06	-1.34%	\$ 63,113.07	\$ 62,821.93	-0.46%
MGS-S Customer 9538	\$ 1,919.63	-2.79%	\$ 4,246.24	\$ 4,191.22	-1.30%	\$ 10,983.23	\$ 10,928.21	-0.50%
MGS-S Customer 9539	\$ 1,990.16	-2.81%	\$ 4,460.04	\$ 4,402.46	-1.29%	\$ 11,959.96	\$ 11,902.38	-0.48%
MGS-S Customer 9540	\$ 5,540.41	-3.50%	\$ 15,578.58	\$ 15,377.90	-1.29%	\$ 42,992.72	\$ 42,792.04	-0.47%
MGS-S Customer 9541	\$ 1,510.80	-2.80%	\$ 3,402.74	\$ 3,359.19	-1.28%	\$ 10,565.02	\$ 10,521.47	-0.41%
MGS-S Customer 9542	\$ 2,421.77	-3.21%	\$ 6,289.42	\$ 6,209.00	-1.28%	\$ 19,842.23	\$ 19,761.81	-0.41%
MGS-S Customer 9543	\$ 2,160.17	-2.90%	\$ 5,009.28	\$ 4,944.77	-1.29%	\$ 14,086.96	\$ 14,022.45	-0.46%
MGS-S Customer 9544	\$ 987.79	-2.22%	\$ 1,726.98	\$ 1,704.60	-1.30%	\$ 4,298.37	\$ 4,275.99	-0.52%
MGS-S Customer 9545	\$ 5,040.50	-3.48%	\$ 13,960.74	\$ 13,778.98	-1.30%	\$ 32,983.36	\$ 32,801.60	-0.55%
MGS-S Customer 9546	\$ 5,398.96	-3.50%	\$ 14,910.86	\$ 14,715.19	-1.31%	\$ 28,809.89	\$ 28,614.22	-0.68%
MGS-S Customer 9547	\$ 2,097.93	-2.87%	\$ 4,758.54	\$ 4,696.51	-1.30%	\$ 10,695.79	\$ 10,633.76	-0.58%
MGS-S Customer 9548	\$ 1,430.69	-2.39%	\$ 2,687.39	\$ 2,652.38	-1.30%	\$ 6,085.93	\$ 6,050.92	-0.58%
MGS-S Customer 9549	\$ 15,664.68	-3.76%	\$ 47,968.43	\$ 47,355.60	-1.28%	\$ 155,687.07	\$ 155,074.24	-0.39%
MGS-S Customer 9550	\$ 2,734.37	-3.29%	\$ 7,318.50	\$ 7,225.53	-1.27%	\$ 25,189.34	\$ 25,096.37	-0.37%
MGS-S Customer 9551	\$ 850.47	-1.34%	\$ 1,036.30	\$ 1,024.79	-1.11%	\$ 9,581.05	\$ 9,569.54	-0.12%
MGS-S Customer 9552	\$ 6,181.23	-3.55%	\$ 17,782.70	\$ 17,555.50	-1.28%	\$ 56,775.18	\$ 56,547.98	-0.40%
MGS-S Customer 9553	\$ 2,383.26	-3.20%	\$ 6,158.94	\$ 6,080.09	-1.28%	\$ 19,051.65	\$ 18,972.80	-0.41%
MGS-S Customer 9554	\$ 2,216.65	-2.96%	\$ 5,154.62	\$ 5,086.92	-1.31%	\$ 15,589.18	\$ 15,521.48	-0.43%
MGS-S Customer 9555	\$ 653.27	-1.34%	\$ 662.11	\$ 653.27	-1.34%	\$ 662.11	\$ 653.27	-1.34%
MGS-S Customer 9556	\$ 2,803.15	-3.13%	\$ 6,940.51	\$ 6,850.02	-1.30%	\$ 15,432.59	\$ 15,342.10	-0.59%
MGS-S Customer 9557	\$ 2,335.04	-2.97%	\$ 5,636.75	\$ 5,565.23	-1.27%	\$ 19,703.64	\$ 19,632.12	-0.36%

Internal Use

Customer	Distribution 8/25 Prices	Distribution % Difference	Delivery 1/25 Prices	Delivery 8/25 Prices	Delivery % Difference	Bundled 1/25 Prices	Bundled 8/25 Prices	Bundled % Difference
MGS-S Customer 9558	\$ 1,660.10	-2.60%	\$ 3,445.51	\$ 3,401.25	-1.28%	\$ 10,066.75	\$ 10,022.49	-0.44%
MGS-S Customer 9559	\$ 4,827.09	-3.45%	\$ 13,415.66	\$ 13,243.16	-1.29%	\$ 38,910.17	\$ 38,737.67	-0.44%
MGS-S Customer 9560	\$ 6,756.99	-3.57%	\$ 19,799.37	\$ 19,548.86	-1.27%	\$ 72,232.68	\$ 71,982.17	-0.35%
MGS-S Customer 9561	\$ 2,020.38	-3.08%	\$ 4,948.80	\$ 4,884.64	-1.30%	\$ 12,342.23	\$ 12,278.07	-0.52%
MGS-S Customer 9562	\$ 1,257.17	-2.58%	\$ 2,577.63	\$ 2,544.35	-1.29%	\$ 6,914.39	\$ 6,881.11	-0.48%
MGS-S Customer 9563	\$ 6,177.95	-3.55%	\$ 17,801.84	\$ 17,574.62	-1.28%	\$ 57,826.12	\$ 57,598.90	-0.39%
MGS-S Customer 9564	\$ 1,453.17	-2.75%	\$ 3,155.67	\$ 3,114.60	-1.30%	\$ 7,110.91	\$ 7,069.84	-0.58%
MGS-S Customer 9565	\$ 2,936.99	-3.16%	\$ 7,382.38	\$ 7,286.50	-1.30%	\$ 17,749.41	\$ 17,653.53	-0.54%
MGS-S Customer 9566	\$ 11,126.92	-4.02%	\$ 30,727.86	\$ 30,261.78	-1.52%	\$ 85,334.47	\$ 84,868.39	-0.55%
MGS-S Customer 9567	\$ 2,516.88	-3.04%	\$ 6,180.98	\$ 6,102.11	-1.28%	\$ 19,974.89	\$ 19,896.02	-0.39%
MGS-S Customer 9568	\$ 6,320.40	-3.55%	\$ 18,718.22	\$ 18,485.36	-1.24%	\$ 82,852.13	\$ 82,619.27	-0.28%
MGS-S Customer 9569	\$ 5,214.88	-3.48%	\$ 14,577.34	\$ 14,389.13	-1.29%	\$ 39,450.25	\$ 39,262.04	-0.48%
MGS-S Customer 9570	\$ 2,421.72	-3.01%	\$ 5,839.57	\$ 5,764.42	-1.29%	\$ 16,671.19	\$ 16,596.04	-0.45%
MGS-S Customer 9571	\$ 3,104.08	-3.21%	\$ 7,873.91	\$ 7,771.14	-1.31%	\$ 17,220.68	\$ 17,117.91	-0.60%
MGS-S Customer 9572	\$ 3,032.52	-3.18%	\$ 7,727.12	\$ 7,627.40	-1.29%	\$ 20,892.47	\$ 20,792.75	-0.48%
MGS-S Customer 9573	\$ 1,684.73	-2.91%	\$ 3,855.29	\$ 3,804.76	-1.31%	\$ 7,555.15	\$ 7,504.62	-0.67%
MGS-S Customer 9574	\$ 3,708.49	-3.32%	\$ 10,136.41	\$ 10,009.23	-1.25%	\$ 40,896.19	\$ 40,769.01	-0.31%
MGS-S Customer 9575	\$ 2,046.46	-2.84%	\$ 4,662.97	\$ 4,603.16	-1.28%	\$ 13,868.85	\$ 13,809.04	-0.43%
MGS-S Customer 9576	\$ 1,895.33	-2.76%	\$ 4,102.74	\$ 4,048.97	-1.31%	\$ 8,087.23	\$ 8,033.46	-0.66%
MGS-S Customer 9577	\$ 2,458.69	-3.22%	\$ 6,308.03	\$ 6,226.16	-1.30%	\$ 15,423.41	\$ 15,341.54	-0.53%
MGS-S Customer 9578	\$ 1,834.94	-2.71%	\$ 3,915.08	\$ 3,863.90	-1.31%	\$ 8,013.37	\$ 7,962.19	-0.64%
MGS-S Customer 9579	\$ 1,499.20	-2.78%	\$ 3,257.22	\$ 3,214.32	-1.32%	\$ 5,431.20	\$ 5,388.30	-0.79%
MGS-S Customer 9580	\$ 2,252.31	-3.00%	\$ 5,176.42	\$ 5,106.68	-1.35%	\$ 12,347.61	\$ 12,277.87	-0.56%
MGS-S Customer 9581	\$ 1,008.17	-2.26%	\$ 1,797.29	\$ 1,774.00	-1.30%	\$ 4,611.03	\$ 4,587.74	-0.51%
MGS-S Customer 9582	\$ 2,221.98	-3.15%	\$ 5,508.83	\$ 5,436.46	-1.31%	\$ 10,348.24	\$ 10,275.87	-0.70%
MGS-S Customer 9583	\$ 12,053.34	-3.81%	\$ 36,026.98	\$ 35,550.04	-1.32%	\$ 138,315.81	\$ 137,838.87	-0.34%
MGS-S Customer 9584	\$ 2,530.47	-3.05%	\$ 6,191.57	\$ 6,112.05	-1.28%	\$ 18,246.84	\$ 18,167.32	-0.44%
MGS-S Customer 9585	\$ 3,659.79	-3.31%	\$ 9,662.11	\$ 9,536.84	-1.30%	\$ 24,242.27	\$ 24,117.00	-0.52%
MGS-S Customer 9586	\$ 2,220.37	-2.93%	\$ 5,168.34	\$ 5,101.43	-1.29%	\$ 13,203.36	\$ 13,136.45	-0.51%
MGS-S Customer 9587	\$ 1,850.49	-3.00%	\$ 4,387.93	\$ 4,330.65	-1.31%	\$ 9,493.23	\$ 9,435.95	-0.60%
MGS-S Customer 9588	\$ 7,114.89	-3.59%	\$ 20,846.54	\$ 20,581.26	-1.27%	\$ 70,839.18	\$ 70,573.90	-0.37%
MGS-S Customer 9589	\$ 2,341.67	-2.97%	\$ 5,571.54	\$ 5,499.76	-1.29%	\$ 15,478.09	\$ 15,406.31	-0.46%
MGS-S Customer 9590	\$ 1,338.93	-2.29%	\$ 2,351.41	\$ 2,320.06	-1.33%	\$ 2,763.10	\$ 2,731.75	-1.13%
MGS-S Customer 9591	\$ 1,956.25	-2.79%	\$ 4,356.32	\$ 4,300.22	-1.29%	\$ 12,076.20	\$ 12,020.10	-0.46%
MGS-S Customer 9592	\$ 10,475.28	-3.68%	\$ 30,622.84	\$ 30,222.24	-1.31%	\$ 63,128.57	\$ 62,727.97	-0.63%
MGS-S Customer 9593	\$ 9,793.16	-3.77%	\$ 27,950.11	\$ 27,565.97	-1.37%	\$ 60,241.02	\$ 59,856.88	-0.64%
MGS-S Customer 9594	\$ 1,776.84	-2.97%	\$ 4,227.57	\$ 4,173.15	-1.29%	\$ 12,104.68	\$ 12,050.26	-0.45%
MGS-S Customer 9595	\$ 1,947.42	-3.05%	\$ 4,773.50	\$ 4,712.20	-1.28%	\$ 14,197.97	\$ 14,136.67	-0.43%
MGS-S Customer 9596	\$ 1,902.80	-2.77%	\$ 4,114.67	\$ 4,060.51	-1.32%	\$ 7,334.28	\$ 7,280.12	-0.74%
MGS-S Customer 9597	\$ 3,288.82	-3.39%	\$ 9,401.92	\$ 9,286.44	-1.23%	\$ 47,018.43	\$ 46,902.95	-0.25%

Internal Use

Customer	Distribution 8/25 Prices	Distribution % Difference	Delivery 1/25 Prices	Delivery 8/25 Prices	Delivery % Difference	Bundled 1/25 Prices	Bundled 8/25 Prices	Bundled % Difference
MGS-S Customer 9598	\$ 2,760.23	-3.12%	\$ 6,718.01	\$ 6,629.17	-1.32%	\$ 10,436.38	\$ 10,347.54	-0.85%
MGS-S Customer 9599	\$ 4,844.85	-3.46%	\$ 13,512.91	\$ 13,339.51	-1.28%	\$ 40,698.52	\$ 40,525.12	-0.43%
MGS-S Customer 9600	\$ 2,736.26	-3.12%	\$ 6,758.20	\$ 6,670.18	-1.30%	\$ 15,646.43	\$ 15,558.41	-0.56%
MGS-S Customer 9601	\$ 5,907.71	-3.53%	\$ 17,196.94	\$ 16,980.93	-1.26%	\$ 68,327.65	\$ 68,111.64	-0.32%
MGS-S Customer 9602	\$ 6,872.41	-3.58%	\$ 19,877.44	\$ 19,622.19	-1.28%	\$ 58,857.00	\$ 58,601.75	-0.43%
MGS-S Customer 9603	\$ 1,730.24	-2.94%	\$ 4,011.02	\$ 3,958.62	-1.31%	\$ 8,523.52	\$ 8,471.12	-0.61%
MGS-S Customer 9604	\$ 2,389.86	-2.99%	\$ 5,758.49	\$ 5,684.76	-1.28%	\$ 17,701.33	\$ 17,627.60	-0.42%
MGS-S Customer 9605	\$ 2,190.85	-2.91%	\$ 5,067.90	\$ 5,002.16	-1.30%	\$ 12,481.33	\$ 12,415.59	-0.53%
MGS-S Customer 9606	\$ 1,669.35	-2.90%	\$ 3,840.07	\$ 3,790.14	-1.30%	\$ 9,011.19	\$ 8,961.26	-0.55%
MGS-S Customer 9607	\$ 4,475.11	-3.41%	\$ 12,442.27	\$ 12,284.24	-1.27%	\$ 42,982.66	\$ 42,824.63	-0.37%
MGS-S Customer 9608	\$ 2,237.31	-3.16%	\$ 5,792.99	\$ 5,720.07	-1.26%	\$ 22,455.72	\$ 22,382.80	-0.32%
MGS-S Customer 9609	\$ 2,101.28	-3.11%	\$ 5,216.96	\$ 5,149.48	-1.29%	\$ 13,665.04	\$ 13,597.56	-0.49%
MGS-S Customer 9610	\$ 2,563.46	-3.06%	\$ 6,343.04	\$ 6,262.26	-1.27%	\$ 21,104.31	\$ 21,023.53	-0.38%
MGS-S Customer 9611	\$ 2,292.31	-2.96%	\$ 5,432.04	\$ 5,362.14	-1.29%	\$ 15,546.09	\$ 15,476.19	-0.45%
MGS-S Customer 9612	\$ 3,373.30	-3.26%	\$ 8,888.67	\$ 8,775.09	-1.28%	\$ 28,284.81	\$ 28,171.23	-0.40%
MGS-S Customer 9613	\$ 1,981.01	-3.06%	\$ 4,829.34	\$ 4,766.88	-1.29%	\$ 12,474.72	\$ 12,412.26	-0.50%
MGS-S Customer 9614	\$ 1,869.09	-2.74%	\$ 4,000.37	\$ 3,947.63	-1.32%	\$ 6,757.10	\$ 6,704.36	-0.78%
MGS-S Customer 9615	\$ 1,460.64	-2.42%	\$ 2,795.40	\$ 2,759.20	-1.29%	\$ 7,073.43	\$ 7,037.23	-0.51%
MGS-S Customer 9616	\$ 2,678.19	-3.28%	\$ 7,185.94	\$ 7,095.23	-1.26%	\$ 26,881.57	\$ 26,790.86	-0.34%
MGS-S Customer 9617	\$ 1,542.46	-2.82%	\$ 3,488.75	\$ 3,443.92	-1.28%	\$ 10,172.15	\$ 10,127.32	-0.44%
MGS-S Customer 9618	\$ 3,079.26	-3.19%	\$ 7,872.70	\$ 7,771.14	-1.29%	\$ 21,364.95	\$ 21,263.39	-0.48%
MGS-S Customer 9619	\$ 2,407.14	-3.00%	\$ 5,788.62	\$ 5,714.12	-1.29%	\$ 16,465.42	\$ 16,390.92	-0.45%
MGS-S Customer 9620	\$ 3,136.56	-3.21%	\$ 8,145.58	\$ 8,041.58	-1.28%	\$ 26,229.18	\$ 26,125.18	-0.40%
MGS-S Customer 9621	\$ 1,935.73	-2.78%	\$ 4,247.84	\$ 4,192.41	-1.30%	\$ 9,284.58	\$ 9,229.15	-0.60%
MGS-S Customer 9622	\$ 1,255.68	-2.56%	\$ 2,536.07	\$ 2,503.08	-1.30%	\$ 5,614.45	\$ 5,581.46	-0.59%
MGS-S Customer 9623	\$ 3,050.61	-3.19%	\$ 7,932.72	\$ 7,832.17	-1.27%	\$ 28,244.23	\$ 28,143.68	-0.36%
MGS-S Customer 9624	\$ 2,141.12	-2.90%	\$ 4,922.77	\$ 4,858.93	-1.30%	\$ 12,327.06	\$ 12,263.22	-0.52%
MGS-S Customer 9625	\$ 1,398.38	-2.70%	\$ 2,985.52	\$ 2,946.78	-1.30%	\$ 6,989.32	\$ 6,950.58	-0.55%
MGS-S Customer 9626	\$ 2,068.47	-2.85%	\$ 4,704.49	\$ 4,643.69	-1.29%	\$ 12,440.60	\$ 12,379.80	-0.49%
MGS-S Customer 9627	\$ 5,019.22	-3.48%	\$ 14,299.69	\$ 14,118.96	-1.26%	\$ 53,514.98	\$ 53,334.25	-0.34%
MGS-S Customer 9628	\$ 9,181.70	-3.66%	\$ 27,522.02	\$ 27,173.64	-1.27%	\$ 99,535.55	\$ 99,187.17	-0.35%
MGS-S Customer 9629	\$ 2,098.00	-3.10%	\$ 5,241.28	\$ 5,174.05	-1.28%	\$ 15,640.07	\$ 15,572.84	-0.43%
MGS-S Customer 9630	\$ 1,570.52	-2.85%	\$ 3,508.75	\$ 3,462.69	-1.31%	\$ 6,798.74	\$ 6,752.68	-0.68%
MGS-S Customer 9631	\$ 2,256.04	-2.94%	\$ 5,219.37	\$ 5,150.94	-1.31%	\$ 10,272.22	\$ 10,203.79	-0.67%
MGS-S Customer 9632	\$ 2,325.16	-2.97%	\$ 5,619.48	\$ 5,548.32	-1.27%	\$ 20,189.81	\$ 20,118.65	-0.35%
MGS-S Customer 9633	\$ 2,632.53	-3.08%	\$ 6,538.19	\$ 6,454.56	-1.28%	\$ 20,499.04	\$ 20,415.41	-0.41%
MGS-S Customer 9634	\$ 1,550.33	-2.83%	\$ 3,486.83	\$ 3,441.67	-1.30%	\$ 8,896.99	\$ 8,851.83	-0.51%
MGS-S Customer 9635	\$ 2,270.81	-2.95%	\$ 5,282.45	\$ 5,213.47	-1.31%	\$ 11,338.42	\$ 11,269.44	-0.61%
MGS-S Customer 9636	\$ 2,404.35	-3.01%	\$ 5,770.56	\$ 5,696.03	-1.29%	\$ 15,616.66	\$ 15,542.13	-0.48%
MGS-S Customer 9637	\$ 2,124.03	-2.88%	\$ 4,840.63	\$ 4,777.61	-1.30%	\$ 11,065.37	\$ 11,002.35	-0.57%

Customer	Distribution 8/25 Prices	Distribution % Difference	Delivery 1/25 Prices	Delivery 8/25 Prices	Delivery % Difference	Bundled 1/25 Prices	Bundled 8/25 Prices	Bundled % Difference
MGS-S Customer 9638	\$ 2,228.50	-3.16%	\$ 5,614.37	\$ 5,541.73	-1.29%	\$ 14,628.06	\$ 14,555.42	-0.50%
MGS-S Customer 9639	\$ 1,848.90	-2.74%	\$ 3,982.81	\$ 3,930.78	-1.31%	\$ 8,630.26	\$ 8,578.23	-0.60%
MGS-S Customer 9640	\$ 2,167.19	-3.14%	\$ 5,481.87	\$ 5,411.57	-1.28%	\$ 16,765.64	\$ 16,695.34	-0.42%
MGS-S Customer 9641	\$ 3,560.26	-3.29%	\$ 9,482.70	\$ 9,361.52	-1.28%	\$ 30,178.14	\$ 30,056.96	-0.40%
MGS-S Customer 9642	\$ 1,785.81	-2.98%	\$ 4,158.00	\$ 4,103.24	-1.32%	\$ 7,370.87	\$ 7,316.11	-0.74%
MGS-S Customer 9643	\$ 1,978.58	-3.07%	\$ 5,087.44	\$ 5,024.86	-1.23%	\$ 25,210.41	\$ 25,147.83	-0.25%
MGS-S Customer 9644	\$ 1,816.66	-2.71%	\$ 3,903.45	\$ 3,852.90	-1.30%	\$ 9,862.64	\$ 9,812.09	-0.51%
MGS-S Customer 9645	\$ 1,815.96	-2.99%	\$ 4,273.77	\$ 4,217.80	-1.31%	\$ 8,690.63	\$ 8,634.66	-0.64%
MGS-S Customer 9646	\$ 1,704.50	-2.92%	\$ 3,930.90	\$ 3,879.63	-1.30%	\$ 8,559.72	\$ 8,508.45	-0.60%
MGS-S Customer 9647	\$ 3,315.88	-3.25%	\$ 8,848.04	\$ 8,736.75	-1.26%	\$ 34,672.77	\$ 34,561.48	-0.32%
MGS-S Customer 9648	\$ 3,073.78	-3.36%	\$ 8,225.25	\$ 8,118.45	-1.30%	\$ 19,986.29	\$ 19,879.49	-0.53%
MGS-S Customer 9649	\$ 1,255.39	-2.57%	\$ 2,556.23	\$ 2,523.06	-1.30%	\$ 6,219.41	\$ 6,186.24	-0.53%
MGS-S Customer 9650	\$ 1,924.56	-2.78%	\$ 4,184.63	\$ 4,129.58	-1.32%	\$ 7,607.74	\$ 7,552.69	-0.72%
MGS-S Customer 9651	\$ 2,107.00	-3.11%	\$ 5,337.34	\$ 5,269.74	-1.27%	\$ 19,122.11	\$ 19,054.51	-0.35%
MGS-S Customer 9652	\$ 2,291.38	-3.17%	\$ 5,849.89	\$ 5,774.86	-1.28%	\$ 17,463.65	\$ 17,388.62	-0.43%
MGS-S Customer 9653	\$ 5,051.27	-3.47%	\$ 14,204.57	\$ 14,022.75	-1.28%	\$ 44,507.29	\$ 44,325.47	-0.41%
MGS-S Customer 9654	\$ 1,648.63	-2.89%	\$ 3,790.21	\$ 3,741.13	-1.29%	\$ 9,609.20	\$ 9,560.12	-0.51%
MGS-S Customer 9655	\$ 1,875.49	-2.75%	\$ 3,961.47	\$ 3,908.51	-1.34%	\$ 3,961.47	\$ 3,908.51	-1.34%
MGS-S Customer 9656	\$ 2,570.22	-3.06%	\$ 6,098.29	\$ 6,017.18	-1.33%	\$ 7,737.52	\$ 7,656.41	-1.05%
MGS-S Customer 9657	\$ 4,769.53	-3.45%	\$ 12,897.46	\$ 12,727.21	-1.32%	\$ 21,314.12	\$ 21,143.87	-0.80%
MGS-S Customer 9658	\$ 7,162.71	-3.59%	\$ 21,617.89	\$ 21,350.90	-1.24%	\$ 102,873.07	\$ 102,606.08	-0.26%
MGS-S Customer 9659	\$ 4,073.67	-3.37%	\$ 10,895.44	\$ 10,753.47	-1.30%	\$ 24,671.07	\$ 24,529.10	-0.58%
MGS-S Customer 9660	\$ 2,779.78	-3.12%	\$ 6,853.64	\$ 6,764.09	-1.31%	\$ 14,541.30	\$ 14,451.75	-0.62%
MGS-S Customer 9661	\$ 2,757.60	-3.11%	\$ 6,977.57	\$ 6,888.96	-1.27%	\$ 24,135.40	\$ 24,046.79	-0.37%
MGS-S Customer 9662	\$ 2,991.54	-3.17%	\$ 7,649.60	\$ 7,551.53	-1.28%	\$ 23,062.74	\$ 22,964.67	-0.43%
MGS-S Customer 9663	\$ 6,161.75	-3.55%	\$ 17,869.49	\$ 17,642.86	-1.27%	\$ 63,446.98	\$ 63,220.35	-0.36%
MGS-S Customer 9664	\$ 11,646.83	-3.71%	\$ 35,115.17	\$ 34,666.98	-1.28%	\$ 113,660.01	\$ 113,211.82	-0.39%
MGS-S Customer 9665	\$ 4,244.81	-3.39%	\$ 11,810.61	\$ 11,661.72	-1.26%	\$ 45,087.62	\$ 44,938.73	-0.33%
MGS-S Customer 9666	\$ 1,624.52	-2.86%	\$ 3,672.73	\$ 3,624.83	-1.30%	\$ 7,820.27	\$ 7,772.37	-0.61%
MGS-S Customer 9667	\$ 3,358.36	-3.26%	\$ 8,705.02	\$ 8,591.96	-1.30%	\$ 21,113.60	\$ 21,000.54	-0.54%
MGS-S Customer 9668	\$ 1,524.70	-2.81%	\$ 3,406.75	\$ 3,362.67	-1.29%	\$ 8,780.68	\$ 8,736.60	-0.50%
MGS-S Customer 9669	\$ 3,681.54	-3.32%	\$ 9,874.78	\$ 9,748.54	-1.28%	\$ 31,438.62	\$ 31,312.38	-0.40%
MGS-S Customer 9670	\$ 1,321.96	-2.64%	\$ 2,781.53	\$ 2,745.65	-1.29%	\$ 7,579.46	\$ 7,543.58	-0.47%
MGS-S Customer 9671	\$ 1,873.73	-2.73%	\$ 4,040.49	\$ 3,987.82	-1.30%	\$ 8,711.59	\$ 8,658.92	-0.60%
MGS-S Customer 9672	\$ 1,471.59	-2.78%	\$ 3,266.85	\$ 3,224.70	-1.29%	\$ 9,131.32	\$ 9,089.17	-0.46%
MGS-S Customer 9673	\$ 7,329.38	-3.60%	\$ 21,718.25	\$ 21,444.74	-1.26%	\$ 83,731.43	\$ 83,457.92	-0.33%
MGS-S Customer 9674	\$ 6,422.75	-3.56%	\$ 18,729.00	\$ 18,491.85	-1.27%	\$ 67,844.09	\$ 67,606.94	-0.35%
MGS-S Customer 9675	\$ 1,639.18	-2.89%	\$ 3,766.74	\$ 3,718.01	-1.29%	\$ 9,779.41	\$ 9,730.68	-0.50%
MGS-S Customer 9676	\$ 1,821.37	-2.99%	\$ 4,414.77	\$ 4,358.62	-1.27%	\$ 15,050.20	\$ 14,994.05	-0.37%
MGS-S Customer 9677	\$ 1,710.29	-2.94%	\$ 4,025.61	\$ 3,973.75	-1.29%	\$ 11,550.10	\$ 11,498.24	-0.45%

Customer	Distribution 8/25 Prices	Distribution % Difference	Delivery 1/25 Prices	Delivery 8/25 Prices	Delivery % Difference	Bundled 1/25 Prices	Bundled 8/25 Prices	Bundled % Difference
MGS-S Customer 9678	\$ 3,630.69	-3.29%	\$ 9,568.93	\$ 9,445.48	-1.29%	\$ 25,474.43	\$ 25,350.98	-0.48%
MGS-S Customer 9679	\$ 1,813.95	-2.99%	\$ 4,341.28	\$ 4,285.40	-1.29%	\$ 12,402.81	\$ 12,346.93	-0.45%
MGS-S Customer 9680	\$ 1,866.81	-3.01%	\$ 4,476.67	\$ 4,418.83	-1.29%	\$ 11,782.12	\$ 11,724.28	-0.49%
MGS-S Customer 9681	\$ 2,254.37	-3.15%	\$ 5,737.98	\$ 5,664.56	-1.28%	\$ 17,626.20	\$ 17,552.78	-0.42%
MGS-S Customer 9682	\$ 3,181.65	-3.22%	\$ 8,242.90	\$ 8,137.12	-1.28%	\$ 24,512.67	\$ 24,406.89	-0.43%
MGS-S Customer 9683	\$ 2,299.40	-2.97%	\$ 5,503.80	\$ 5,433.32	-1.28%	\$ 17,350.66	\$ 17,280.18	-0.41%
MGS-S Customer 9684	\$ 2,365.06	-2.99%	\$ 5,665.55	\$ 5,592.66	-1.29%	\$ 16,328.64	\$ 16,255.75	-0.45%
MGS-S Customer 9685	\$ 3,046.19	-3.19%	\$ 7,738.07	\$ 7,637.75	-1.30%	\$ 19,301.55	\$ 19,201.23	-0.52%
MGS-S Customer 9686	\$ 1,432.65	-2.75%	\$ 3,151.74	\$ 3,111.28	-1.28%	\$ 9,414.42	\$ 9,373.96	-0.43%
MGS-S Customer 9687	\$ 9,420.82	-3.66%	\$ 28,438.43	\$ 28,080.57	-1.26%	\$ 110,406.61	\$ 110,048.75	-0.32%
MGS-S Customer 9688	\$ 1,513.74	-2.47%	\$ 2,951.73	\$ 2,913.40	-1.30%	\$ 7,086.70	\$ 7,048.37	-0.54%
MGS-S Customer 9689	\$ 2,711.60	-3.10%	\$ 6,775.17	\$ 6,688.41	-1.28%	\$ 20,785.04	\$ 20,698.28	-0.42%
MGS-S Customer 9690	\$ 2,475.21	-3.03%	\$ 6,045.06	\$ 5,967.81	-1.28%	\$ 19,176.01	\$ 19,098.76	-0.40%
MGS-S Customer 9691	\$ 1,290.91	-2.22%	\$ 2,295.19	\$ 2,265.90	-1.28%	\$ 7,338.33	\$ 7,309.04	-0.40%
MGS-S Customer 9692	\$ 1,983.17	-2.80%	\$ 4,445.20	\$ 4,387.99	-1.29%	\$ 12,461.94	\$ 12,404.73	-0.46%
MGS-S Customer 9693	\$ 4,614.07	-3.43%	\$ 12,939.30	\$ 12,775.19	-1.27%	\$ 46,112.33	\$ 45,948.22	-0.36%
MGS-S Customer 9694	\$ 2,130.36	-3.12%	\$ 5,372.52	\$ 5,303.89	-1.28%	\$ 17,207.38	\$ 17,138.75	-0.40%
MGS-S Customer 9695	\$ 1,716.29	-2.93%	\$ 3,986.30	\$ 3,934.51	-1.30%	\$ 9,485.58	\$ 9,433.79	-0.55%
MGS-S Customer 9696	\$ 1,678.67	-2.91%	\$ 3,870.28	\$ 3,819.98	-1.30%	\$ 9,168.80	\$ 9,118.50	-0.55%
MGS-S Customer 9697	\$ 2,432.26	-3.01%	\$ 5,890.25	\$ 5,814.76	-1.28%	\$ 17,891.13	\$ 17,815.64	-0.42%
MGS-S Customer 9698	\$ 2,826.78	-3.14%	\$ 7,370.23	\$ 7,278.68	-1.24%	\$ 33,182.39	\$ 33,090.84	-0.28%
MGS-S Customer 9699	\$ 3,294.03	-3.24%	\$ 8,711.55	\$ 8,601.15	-1.27%	\$ 31,116.37	\$ 31,005.97	-0.35%
MGS-S Customer 9700	\$ 1,702.13	-2.64%	\$ 3,576.28	\$ 3,530.11	-1.29%	\$ 9,848.78	\$ 9,802.61	-0.47%
MGS-S Customer 9701	\$ 2,265.37	-2.95%	\$ 5,280.91	\$ 5,212.06	-1.30%	\$ 11,872.78	\$ 11,803.93	-0.58%
MGS-S Customer 9702	\$ 4,278.40	-3.39%	\$ 11,772.68	\$ 11,622.39	-1.28%	\$ 38,112.74	\$ 37,962.45	-0.39%
MGS-S Customer 9703	\$ 1,527.05	-2.48%	\$ 3,001.06	\$ 2,962.18	-1.30%	\$ 7,546.70	\$ 7,507.82	-0.52%
MGS-S Customer 9704	\$ 1,473.03	-2.77%	\$ 3,266.66	\$ 3,224.70	-1.28%	\$ 9,509.46	\$ 9,467.50	-0.44%
MGS-S Customer 9705	\$ 2,670.10	-3.28%	\$ 7,147.48	\$ 7,056.88	-1.27%	\$ 25,617.06	\$ 25,526.46	-0.35%
MGS-S Customer 9706	\$ 1,669.86	-2.91%	\$ 3,859.50	\$ 3,809.52	-1.29%	\$ 9,824.06	\$ 9,774.08	-0.51%
MGS-S Customer 9707	\$ 15,065.25	-3.79%	\$ 46,291.06	\$ 45,697.40	-1.28%	\$ 185,842.35	\$ 185,248.69	-0.32%
MGS-S Customer 9708	\$ 2,846.36	-3.31%	\$ 7,515.73	\$ 7,418.15	-1.30%	\$ 18,261.54	\$ 18,163.96	-0.53%
MGS-S Customer 9709	\$ 3,821.03	-3.33%	\$ 10,286.78	\$ 10,155.14	-1.28%	\$ 31,978.59	\$ 31,846.95	-0.41%
MGS-S Customer 9710	\$ 3,465.34	-3.36%	\$ 9,042.65	\$ 8,922.30	-1.33%	\$ 32,087.35	\$ 31,967.00	-0.38%
MGS-S Customer 9711	\$ 2,030.87	-2.83%	\$ 4,553.72	\$ 4,494.51	-1.30%	\$ 10,637.12	\$ 10,577.91	-0.56%
MGS-S Customer 9712	\$ 4,092.08	-3.37%	\$ 11,005.84	\$ 10,863.23	-1.30%	\$ 27,724.90	\$ 27,582.29	-0.51%
MGS-S Customer 9713	\$ 3,402.30	-3.26%	\$ 9,064.68	\$ 8,949.92	-1.27%	\$ 32,776.68	\$ 32,661.92	-0.35%
MGS-S Customer 9714	\$ 4,907.10	-3.46%	\$ 14,237.57	\$ 14,061.88	-1.23%	\$ 68,288.85	\$ 68,113.16	-0.26%
MGS-S Customer 9715	\$ 1,502.53	-2.46%	\$ 2,935.92	\$ 2,898.00	-1.29%	\$ 7,844.69	\$ 7,806.77	-0.48%
MGS-S Customer 9716	\$ 1,759.44	-2.96%	\$ 4,139.13	\$ 4,085.39	-1.30%	\$ 10,187.56	\$ 10,133.82	-0.53%
MGS-S Customer 9717	\$ 2,826.82	-3.13%	\$ 7,235.96	\$ 7,144.50	-1.26%	\$ 26,660.78	\$ 26,569.32	-0.34%

Customer	Distribution 8/25 Prices	Distribution % Difference	Delivery 1/25 Prices	Delivery 8/25 Prices	Delivery % Difference	Bundled 1/25 Prices	Bundled 8/25 Prices	Bundled % Difference
MGS-S Customer 9718	\$ 2,095.32	-3.11%	\$ 5,229.64	\$ 5,162.43	-1.29%	\$ 15,255.71	\$ 15,188.50	-0.44%
MGS-S Customer 9719	\$ 1,786.43	-2.69%	\$ 3,863.99	\$ 3,814.58	-1.28%	\$ 12,173.70	\$ 12,124.29	-0.41%
MGS-S Customer 9720	\$ 9,941.05	-3.68%	\$ 31,099.89	\$ 30,720.37	-1.22%	\$ 164,902.64	\$ 164,523.12	-0.23%
MGS-S Customer 9721	\$ 7,662.81	-3.61%	\$ 22,563.32	\$ 22,276.02	-1.27%	\$ 75,819.33	\$ 75,532.03	-0.38%
MGS-S Customer 9722	\$ 2,316.97	-2.97%	\$ 5,511.78	\$ 5,440.93	-1.29%	\$ 15,992.16	\$ 15,921.31	-0.44%
MGS-S Customer 9723	\$ 19,352.99	-3.78%	\$ 61,166.01	\$ 60,406.06	-1.24%	\$ 274,098.64	\$ 273,338.69	-0.28%
MGS-S Customer 9724	\$ 2,203.94	-2.92%	\$ 5,148.81	\$ 5,082.58	-1.29%	\$ 14,701.25	\$ 14,635.02	-0.45%
MGS-S Customer 9725	\$ 5,861.62	-3.53%	\$ 17,086.86	\$ 16,872.55	-1.25%	\$ 69,264.22	\$ 69,049.91	-0.31%
MGS-S Customer 9726	\$ 2,061.63	-2.85%	\$ 4,736.87	\$ 4,676.32	-1.28%	\$ 15,008.26	\$ 14,947.71	-0.40%
MGS-S Customer 9727	\$ 1,691.42	-2.62%	\$ 3,530.27	\$ 3,484.68	-1.29%	\$ 9,499.40	\$ 9,453.81	-0.48%
MGS-S Customer 9728	\$ 4,207.35	-3.38%	\$ 11,723.95	\$ 11,576.59	-1.26%	\$ 46,329.39	\$ 46,182.03	-0.32%
MGS-S Customer 9729	\$ 1,361.19	-2.68%	\$ 2,907.83	\$ 2,870.36	-1.29%	\$ 8,063.41	\$ 8,025.94	-0.46%
MGS-S Customer 9730	\$ 2,707.53	-3.11%	\$ 6,783.45	\$ 6,696.64	-1.28%	\$ 21,290.37	\$ 21,203.56	-0.41%
MGS-S Customer 9731	\$ 4,541.44	-3.53%	\$ 13,249.91	\$ 13,083.68	-1.25%	\$ 53,588.18	\$ 53,421.95	-0.31%
MGS-S Customer 9732	\$ 2,291.63	-2.96%	\$ 5,566.08	\$ 5,496.25	-1.25%	\$ 22,454.25	\$ 22,384.42	-0.31%
MGS-S Customer 9733	\$ 1,728.82	-2.65%	\$ 3,650.38	\$ 3,603.31	-1.29%	\$ 10,042.18	\$ 9,995.11	-0.47%
MGS-S Customer 9734	\$ 3,008.28	-3.34%	\$ 8,131.79	\$ 8,027.72	-1.28%	\$ 25,224.49	\$ 25,120.42	-0.41%
MGS-S Customer 9735	\$ 3,971.92	-3.35%	\$ 10,482.84	\$ 10,344.99	-1.32%	\$ 19,144.03	\$ 19,006.18	-0.72%
MGS-S Customer 9736	\$ 2,368.99	-2.99%	\$ 5,709.06	\$ 5,636.10	-1.28%	\$ 18,127.24	\$ 18,054.28	-0.40%
MGS-S Customer 9737	\$ 2,820.53	-3.31%	\$ 7,697.89	\$ 7,601.36	-1.25%	\$ 31,224.89	\$ 31,128.36	-0.31%
MGS-S Customer 9738	\$ 5,435.15	-3.50%	\$ 15,323.60	\$ 15,126.52	-1.29%	\$ 44,218.60	\$ 44,021.52	-0.45%
MGS-S Customer 9739	\$ 3,659.38	-3.44%	\$ 10,313.97	\$ 10,183.55	-1.26%	\$ 37,812.89	\$ 37,682.47	-0.34%
MGS-S Customer 9740	\$ 2,282.13	-2.95%	\$ 5,374.60	\$ 5,305.22	-1.29%	\$ 14,439.37	\$ 14,369.99	-0.48%
MGS-S Customer 9741	\$ 4,101.10	-3.37%	\$ 11,403.95	\$ 11,260.93	-1.25%	\$ 46,201.12	\$ 46,058.10	-0.31%
MGS-S Customer 9742	\$ 3,888.89	-3.34%	\$ 10,238.56	\$ 10,104.00	-1.31%	\$ 19,068.86	\$ 18,934.30	-0.71%
MGS-S Customer 9743	\$ 2,470.35	-3.03%	\$ 5,969.57	\$ 5,892.44	-1.29%	\$ 15,947.07	\$ 15,869.94	-0.48%
MGS-S Customer 9744	\$ 5,058.03	-3.47%	\$ 13,956.40	\$ 13,774.35	-1.30%	\$ 31,205.64	\$ 31,023.59	-0.58%
MGS-S Customer 9745	\$ 3,007.27	-3.34%	\$ 8,206.91	\$ 8,102.90	-1.27%	\$ 29,186.52	\$ 29,082.51	-0.36%
MGS-S Customer 9746	\$ 1,040.60	-1.81%	\$ 1,465.33	\$ 1,446.10	-1.31%	\$ 2,772.62	\$ 2,753.39	-0.69%
MGS-S Customer 9747	\$ 5,296.26	-3.49%	\$ 14,948.58	\$ 14,756.79	-1.28%	\$ 45,251.30	\$ 45,059.51	-0.42%
MGS-S Customer 9748	\$ 2,137.05	-3.12%	\$ 5,241.02	\$ 5,172.17	-1.31%	\$ 9,740.84	\$ 9,671.99	-0.71%
MGS-S Customer 9749	\$ 3,136.37	-3.21%	\$ 8,191.59	\$ 8,087.61	-1.27%	\$ 28,580.80	\$ 28,476.82	-0.36%
MGS-S Customer 9750	\$ 2,130.15	-2.89%	\$ 4,855.16	\$ 4,791.80	-1.31%	\$ 10,667.64	\$ 10,604.28	-0.59%
MGS-S Customer 9751	\$ 3,372.57	-3.26%	\$ 8,972.59	\$ 8,859.07	-1.27%	\$ 32,657.16	\$ 32,543.64	-0.35%
MGS-S Customer 9752	\$ 2,396.80	-3.00%	\$ 5,710.83	\$ 5,636.74	-1.30%	\$ 14,085.90	\$ 14,011.81	-0.53%
MGS-S Customer 9753	\$ 4,803.06	-3.44%	\$ 13,452.79	\$ 13,281.78	-1.27%	\$ 45,592.87	\$ 45,421.86	-0.38%
MGS-S Customer 9754	\$ 1,844.89	-2.73%	\$ 4,021.04	\$ 3,969.34	-1.29%	\$ 11,527.36	\$ 11,475.66	-0.45%
MGS-S Customer 9755	\$ 1,814.48	-2.99%	\$ 4,326.32	\$ 4,270.37	-1.29%	\$ 11,432.95	\$ 11,377.00	-0.49%
MGS-S Customer 9756	\$ 2,024.47	-3.07%	\$ 4,995.91	\$ 4,931.72	-1.28%	\$ 14,436.37	\$ 14,372.18	-0.44%
MGS-S Customer 9757	\$ 1,331.29	-2.66%	\$ 2,815.39	\$ 2,778.95	-1.29%	\$ 7,435.18	\$ 7,398.74	-0.49%

Customer	Distribution 8/25 Prices	Distribution % Difference	Delivery 1/25 Prices	Delivery 8/25 Prices	Delivery % Difference	Bundled 1/25 Prices	Bundled 8/25 Prices	Bundled % Difference
MGS-S Customer 9758	\$ 3,669.89	-3.31%	\$ 9,641.07	\$ 9,515.40	-1.30%	\$ 21,721.02	\$ 21,595.35	-0.58%
MGS-S Customer 9759	\$ 3,229.02	-3.23%	\$ 8,389.03	\$ 8,281.29	-1.28%	\$ 24,703.48	\$ 24,595.74	-0.44%
MGS-S Customer 9760	\$ 1,341.68	-2.28%	\$ 2,416.89	\$ 2,385.54	-1.30%	\$ 5,909.02	\$ 5,877.67	-0.53%
MGS-S Customer 9761	\$ 3,487.38	-3.28%	\$ 9,330.32	\$ 9,212.09	-1.27%	\$ 33,382.25	\$ 33,264.02	-0.35%
MGS-S Customer 9762	\$ 2,688.68	-3.09%	\$ 6,742.49	\$ 6,656.62	-1.27%	\$ 22,468.83	\$ 22,382.96	-0.38%
MGS-S Customer 9763	\$ 1,993.01	-2.82%	\$ 4,519.11	\$ 4,461.34	-1.28%	\$ 14,295.85	\$ 14,238.08	-0.40%
MGS-S Customer 9764	\$ 7,522.51	-3.61%	\$ 21,842.04	\$ 21,560.58	-1.29%	\$ 60,961.35	\$ 60,679.89	-0.46%
MGS-S Customer 9765	\$ 1,740.94	-2.66%	\$ 3,717.17	\$ 3,669.54	-1.28%	\$ 11,423.34	\$ 11,375.71	-0.42%
MGS-S Customer 9766	\$ 3,795.28	-3.32%	\$ 10,342.50	\$ 10,211.99	-1.26%	\$ 38,789.58	\$ 38,659.07	-0.34%
MGS-S Customer 9767	\$ 1,827.96	-2.99%	\$ 4,348.28	\$ 4,291.97	-1.29%	\$ 10,994.88	\$ 10,938.57	-0.51%
MGS-S Customer 9768	\$ 3,556.36	-3.61%	\$ 8,528.98	\$ 8,395.78	-1.56%	\$ 19,256.05	\$ 19,122.85	-0.69%
MGS-S Customer 9769	\$ 2,077.60	-3.10%	\$ 5,210.76	\$ 5,144.30	-1.28%	\$ 17,019.22	\$ 16,952.76	-0.39%
MGS-S Customer 9770	\$ 1,131.33	-2.43%	\$ 2,170.31	\$ 2,142.10	-1.30%	\$ 5,160.93	\$ 5,132.72	-0.55%
MGS-S Customer 9771	\$ 2,975.90	-3.35%	\$ 7,934.35	\$ 7,831.36	-1.30%	\$ 19,589.24	\$ 19,486.25	-0.53%
MGS-S Customer 9772	\$ 2,107.07	-2.87%	\$ 4,855.07	\$ 4,792.71	-1.28%	\$ 14,236.92	\$ 14,174.56	-0.44%
MGS-S Customer 9773	\$ 21,571.64	-3.79%	\$ 66,303.12	\$ 65,452.82	-1.28%	\$ 200,640.63	\$ 199,790.33	-0.42%
MGS-S Customer 9774	\$ 1,020.70	-1.77%	\$ 1,416.10	\$ 1,397.71	-1.30%	\$ 3,376.86	\$ 3,358.47	-0.54%
MGS-S Customer 9775	\$ 1,973.98	-2.81%	\$ 4,557.03	\$ 4,500.00	-1.25%	\$ 18,938.94	\$ 18,881.91	-0.30%
MGS-S Customer 9776	\$ 3,584.25	-3.30%	\$ 9,739.89	\$ 9,617.74	-1.25%	\$ 39,475.87	\$ 39,353.72	-0.31%
MGS-S Customer 9777	\$ 6,145.32	-3.54%	\$ 18,156.99	\$ 17,931.19	-1.24%	\$ 80,672.93	\$ 80,447.13	-0.28%
MGS-S Customer 9778	\$ 2,140.57	-3.12%	\$ 5,298.24	\$ 5,229.26	-1.30%	\$ 12,126.18	\$ 12,057.20	-0.57%
MGS-S Customer 9779	\$ 1,267.53	-2.19%	\$ 2,216.68	\$ 2,188.28	-1.28%	\$ 6,736.95	\$ 6,708.55	-0.42%
MGS-S Customer 9780	\$ 4,007.93	-3.36%	\$ 10,915.26	\$ 10,776.04	-1.28%	\$ 35,623.64	\$ 35,484.42	-0.39%
MGS-S Customer 9781	\$ 1,145.83	-2.01%	\$ 1,799.47	\$ 1,775.93	-1.31%	\$ 3,786.29	\$ 3,762.75	-0.62%
MGS-S Customer 9782	\$ 2,559.59	-3.06%	\$ 6,291.24	\$ 6,210.45	-1.28%	\$ 18,702.90	\$ 18,622.11	-0.43%
MGS-S Customer 9783	\$ 3,981.57	-3.36%	\$ 10,839.26	\$ 10,700.82	-1.28%	\$ 35,031.16	\$ 34,892.72	-0.40%
MGS-S Customer 9784	\$ 1,823.62	-2.71%	\$ 3,954.98	\$ 3,904.12	-1.29%	\$ 11,336.76	\$ 11,285.90	-0.45%
MGS-S Customer 9785	\$ 10,184.85	-3.91%	\$ 28,393.29	\$ 27,978.32	-1.46%	\$ 73,148.08	\$ 72,733.11	-0.57%
MGS-S Customer 9786	\$ 5,640.91	-3.52%	\$ 15,574.68	\$ 15,368.93	-1.32%	\$ 25,429.12	\$ 25,223.37	-0.81%
MGS-S Customer 9787	\$ 1,887.83	-2.76%	\$ 4,160.40	\$ 4,106.89	-1.29%	\$ 11,941.87	\$ 11,888.36	-0.45%
MGS-S Customer 9788	\$ 1,888.36	-2.76%	\$ 4,125.55	\$ 4,072.00	-1.30%	\$ 10,090.34	\$ 10,036.79	-0.53%
MGS-S Customer 9789	\$ 4,448.34	-3.41%	\$ 12,321.84	\$ 12,164.81	-1.27%	\$ 40,702.99	\$ 40,545.96	-0.39%
MGS-S Customer 9790	\$ 1,359.82	-2.69%	\$ 2,897.35	\$ 2,859.76	-1.30%	\$ 7,287.13	\$ 7,249.54	-0.52%
MGS-S Customer 9791	\$ 2,609.18	-3.07%	\$ 6,519.24	\$ 6,436.56	-1.27%	\$ 23,029.43	\$ 22,946.75	-0.36%
MGS-S Customer 9792	\$ 1,203.96	-2.51%	\$ 2,353.58	\$ 2,322.62	-1.32%	\$ 4,034.06	\$ 4,003.10	-0.77%
MGS-S Customer 9793	\$ 3,873.35	-3.34%	\$ 10,644.64	\$ 10,510.63	-1.26%	\$ 41,482.12	\$ 41,348.11	-0.32%
MGS-S Customer 9794	\$ 5,908.41	-3.53%	\$ 17,079.49	\$ 16,863.05	-1.27%	\$ 61,368.09	\$ 61,151.65	-0.35%
MGS-S Customer 9795	\$ 2,329.58	-2.97%	\$ 5,520.64	\$ 5,449.24	-1.29%	\$ 14,472.28	\$ 14,400.88	-0.49%
MGS-S Customer 9796	\$ 2,045.68	-3.09%	\$ 5,025.94	\$ 4,960.70	-1.30%	\$ 12,317.22	\$ 12,251.98	-0.53%
MGS-S Customer 9797	\$ 1,564.52	-2.52%	\$ 3,130.27	\$ 3,089.88	-1.29%	\$ 8,484.09	\$ 8,443.70	-0.48%

Internal Use

Customer	Distribution 8/25 Prices	Distribution % Difference	Delivery 1/25 Prices	Delivery 8/25 Prices	Delivery % Difference	Bundled 1/25 Prices	Bundled 8/25 Prices	Bundled % Difference
MGS-S Customer 9798	\$ 2,583.31	-3.06%	\$ 6,171.55	\$ 6,089.93	-1.32%	\$ 9,508.05	\$ 9,426.43	-0.86%
MGS-S Customer 9799	\$ 1,464.78	-2.77%	\$ 3,235.12	\$ 3,193.45	-1.29%	\$ 9,047.26	\$ 9,005.59	-0.46%
MGS-S Customer 9800	\$ 2,004.03	-2.83%	\$ 4,438.41	\$ 4,380.09	-1.31%	\$ 8,374.34	\$ 8,316.02	-0.70%
MGS-S Customer 9801	\$ 1,314.03	-2.64%	\$ 2,760.83	\$ 2,725.25	-1.29%	\$ 7,654.06	\$ 7,618.48	-0.46%
MGS-S Customer 9802	\$ 1,959.42	-3.05%	\$ 4,827.22	\$ 4,765.54	-1.28%	\$ 15,338.68	\$ 15,277.00	-0.40%
MGS-S Customer 9803	\$ 1,159.24	-2.03%	\$ 1,884.01	\$ 1,859.98	-1.28%	\$ 6,152.33	\$ 6,128.30	-0.39%
MGS-S Customer 9804	\$ 4,888.04	-3.45%	\$ 13,707.57	\$ 13,532.64	-1.28%	\$ 44,567.90	\$ 44,392.97	-0.39%
MGS-S Customer 9805	\$ 1,725.30	-2.66%	\$ 3,616.22	\$ 3,569.10	-1.30%	\$ 8,397.47	\$ 8,350.35	-0.56%
MGS-S Customer 9806	\$ 1,539.71	-2.82%	\$ 3,435.17	\$ 3,390.40	-1.30%	\$ 7,797.19	\$ 7,752.42	-0.57%
MGS-S Customer 9807	\$ 1,779.19	-2.68%	\$ 3,789.61	\$ 3,740.57	-1.29%	\$ 9,699.33	\$ 9,650.29	-0.51%
MGS-S Customer 9808	\$ 1,326.64	-2.64%	\$ 2,779.45	\$ 2,743.49	-1.29%	\$ 7,029.49	\$ 6,993.53	-0.51%
MGS-S Customer 9809	\$ 3,101.92	-3.20%	\$ 7,987.08	\$ 7,884.45	-1.28%	\$ 23,357.83	\$ 23,255.20	-0.44%
MGS-S Customer 9810	\$ 3,222.21	-3.38%	\$ 8,943.74	\$ 8,830.96	-1.26%	\$ 33,980.97	\$ 33,868.19	-0.33%
MGS-S Customer 9811	\$ 4,812.86	-3.48%	\$ 13,227.81	\$ 13,054.33	-1.31%	\$ 33,374.78	\$ 33,201.30	-0.52%
MGS-S Customer 9812	\$ 2,654.25	-3.08%	\$ 6,503.72	\$ 6,419.43	-1.30%	\$ 16,092.73	\$ 16,008.44	-0.52%
MGS-S Customer 9813	\$ 2,740.43	-3.11%	\$ 6,735.94	\$ 6,648.04	-1.30%	\$ 14,632.36	\$ 14,544.46	-0.60%
MGS-S Customer 9814	\$ 5,204.28	-3.48%	\$ 14,695.35	\$ 14,507.71	-1.28%	\$ 47,274.21	\$ 47,086.57	-0.40%
MGS-S Customer 9815	\$ 2,944.94	-3.17%	\$ 7,464.58	\$ 7,368.31	-1.29%	\$ 20,518.06	\$ 20,421.79	-0.47%
MGS-S Customer 9816	\$ 2,709.15	-3.10%	\$ 6,928.84	\$ 6,842.12	-1.25%	\$ 28,709.55	\$ 28,622.83	-0.30%
MGS-S Customer 9817	\$ 8,418.21	-3.89%	\$ 23,007.58	\$ 22,666.42	-1.48%	\$ 57,442.08	\$ 57,100.92	-0.59%
MGS-S Customer 9818	\$ 7,027.17	-3.70%	\$ 19,713.26	\$ 19,443.15	-1.37%	\$ 53,841.53	\$ 53,571.42	-0.50%
MGS-S Customer 9819	\$ 1,703.07	-2.92%	\$ 3,971.97	\$ 3,920.69	-1.29%	\$ 10,658.68	\$ 10,607.40	-0.48%
MGS-S Customer 9820	\$ 2,828.23	-3.14%	\$ 6,997.62	\$ 6,906.01	-1.31%	\$ 14,299.07	\$ 14,207.46	-0.64%
MGS-S Customer 9821	\$ 2,000.34	-2.82%	\$ 4,459.05	\$ 4,400.93	-1.30%	\$ 10,067.11	\$ 10,008.99	-0.58%
MGS-S Customer 9822	\$ 1,938.62	-3.04%	\$ 4,638.84	\$ 4,578.06	-1.31%	\$ 9,160.82	\$ 9,100.04	-0.66%
MGS-S Customer 9823	\$ 1,039.90	-2.31%	\$ 2,033.82	\$ 2,009.24	-1.21%	\$ 11,717.78	\$ 11,693.20	-0.21%
MGS-S Customer 9824	\$ 1,972.18	-3.06%	\$ 4,946.33	\$ 4,884.08	-1.26%	\$ 19,264.37	\$ 19,202.12	-0.32%
MGS-S Customer 9825	\$ 3,519.20	-3.42%	\$ 9,941.48	\$ 9,816.71	-1.26%	\$ 39,916.95	\$ 39,792.18	-0.31%
MGS-S Customer 9826	\$ 2,060.70	-2.85%	\$ 4,685.56	\$ 4,625.12	-1.29%	\$ 12,770.74	\$ 12,710.30	-0.47%
MGS-S Customer 9827	\$ 874.99	-2.00%	\$ 1,365.86	\$ 1,348.00	-1.31%	\$ 2,856.77	\$ 2,838.91	-0.63%
MGS-S Customer 9828	\$ 4,034.73	-3.56%	\$ 10,214.55	\$ 10,065.71	-1.46%	\$ 20,480.00	\$ 20,331.16	-0.73%
MGS-S Customer 9829	\$ 1,404.51	-2.72%	\$ 3,043.57	\$ 3,004.35	-1.29%	\$ 8,437.84	\$ 8,398.62	-0.46%
MGS-S Customer 9830	\$ 1,644.75	-2.89%	\$ 3,831.62	\$ 3,782.68	-1.28%	\$ 12,236.17	\$ 12,187.23	-0.40%
MGS-S Customer 9831	\$ 3,135.22	-3.37%	\$ 8,457.58	\$ 8,348.35	-1.29%	\$ 22,629.25	\$ 22,520.02	-0.48%
MGS-S Customer 9832	\$ 1,839.20	-2.72%	\$ 4,049.11	\$ 3,997.61	-1.27%	\$ 13,720.39	\$ 13,668.89	-0.38%
MGS-S Customer 9833	\$ 2,193.75	-3.14%	\$ 5,488.05	\$ 5,416.91	-1.30%	\$ 13,691.72	\$ 13,620.58	-0.52%
MGS-S Customer 9834	\$ 3,182.51	-3.44%	\$ 7,879.19	\$ 7,765.76	-1.44%	\$ 28,618.05	\$ 28,504.62	-0.40%
MGS-S Customer 9835	\$ 6,711.33	-3.58%	\$ 19,125.06	\$ 18,875.76	-1.30%	\$ 43,710.03	\$ 43,460.73	-0.57%
MGS-S Customer 9836	\$ 782.68	-1.77%	\$ 1,297.40	\$ 1,283.29	-1.09%	\$ 13,174.19	\$ 13,160.08	-0.11%
MGS-S Customer 9837	\$ 2,745.99	-3.11%	\$ 7,049.55	\$ 6,961.32	-1.25%	\$ 29,222.19	\$ 29,133.96	-0.30%

Internal Use

Customer	Distribution 8/25 Prices	Distribution % Difference	Delivery 1/25 Prices	Delivery 8/25 Prices	Delivery % Difference	Bundled 1/25 Prices	Bundled 8/25 Prices	Bundled % Difference
MGS-S Customer 9838	\$ 2,395.90	-3.21%	\$ 6,145.53	\$ 6,066.11	-1.29%	\$ 16,375.10	\$ 16,295.68	-0.49%
MGS-S Customer 9839	\$ 3,407.71	-3.26%	\$ 8,972.90	\$ 8,857.96	-1.28%	\$ 27,447.05	\$ 27,332.11	-0.42%
MGS-S Customer 9840	\$ 1,890.46	-3.02%	\$ 4,581.03	\$ 4,522.20	-1.28%	\$ 13,401.04	\$ 13,342.21	-0.44%
MGS-S Customer 9841	\$ 1,976.93	-3.06%	\$ 4,884.13	\$ 4,821.71	-1.28%	\$ 15,518.76	\$ 15,456.34	-0.40%
MGS-S Customer 9842	\$ 2,638.63	-3.08%	\$ 6,725.41	\$ 6,641.56	-1.25%	\$ 29,038.82	\$ 28,954.97	-0.29%
MGS-S Customer 9843	\$ 3,426.88	-3.27%	\$ 8,934.21	\$ 8,818.38	-1.30%	\$ 22,408.18	\$ 22,292.35	-0.52%
MGS-S Customer 9844	\$ 3,635.27	-3.30%	\$ 9,749.48	\$ 9,625.27	-1.27%	\$ 32,405.68	\$ 32,281.47	-0.38%
MGS-S Customer 9845	\$ 2,814.86	-3.31%	\$ 7,507.39	\$ 7,410.96	-1.28%	\$ 22,222.04	\$ 22,125.61	-0.43%
MGS-S Customer 9846	\$ 4,307.83	-3.40%	\$ 11,948.10	\$ 11,796.63	-1.27%	\$ 42,538.77	\$ 42,387.30	-0.36%
MGS-S Customer 9847	\$ 5,628.15	-3.52%	\$ 16,082.53	\$ 15,877.23	-1.28%	\$ 52,564.63	\$ 52,359.33	-0.39%
MGS-S Customer 9848	\$ 2,833.58	-3.14%	\$ 7,128.91	\$ 7,037.17	-1.29%	\$ 20,273.80	\$ 20,182.06	-0.45%
MGS-S Customer 9849	\$ 4,138.85	-3.42%	\$ 10,963.78	\$ 10,817.04	-1.34%	\$ 22,984.32	\$ 22,837.58	-0.64%
MGS-S Customer 9850	\$ 2,020.02	-3.08%	\$ 4,906.98	\$ 4,842.75	-1.31%	\$ 10,097.75	\$ 10,033.52	-0.64%
MGS-S Customer 9851	\$ 11,145.48	-3.70%	\$ 33,270.39	\$ 32,842.07	-1.29%	\$ 94,698.54	\$ 94,270.22	-0.45%
MGS-S Customer 9852	\$ 4,183.37	-3.59%	\$ 10,550.02	\$ 10,394.19	-1.48%	\$ 21,875.83	\$ 21,720.00	-0.71%
MGS-S Customer 9853	\$ 1,535.27	-2.82%	\$ 3,483.91	\$ 3,439.31	-1.28%	\$ 10,844.55	\$ 10,799.95	-0.41%
MGS-S Customer 9854	\$ 20,495.95	-3.79%	\$ 62,432.95	\$ 61,626.19	-1.29%	\$ 166,607.13	\$ 165,800.37	-0.48%
MGS-S Customer 9855	\$ 3,144.85	-3.21%	\$ 8,319.83	\$ 8,215.43	-1.25%	\$ 33,549.25	\$ 33,444.85	-0.31%
MGS-S Customer 9856	\$ 5,935.17	-3.53%	\$ 16,985.74	\$ 16,768.85	-1.28%	\$ 54,253.98	\$ 54,037.09	-0.40%
MGS-S Customer 9857	\$ 2,216.92	-3.15%	\$ 5,595.25	\$ 5,523.14	-1.29%	\$ 15,563.16	\$ 15,491.05	-0.46%
MGS-S Customer 9858	\$ 1,410.81	-2.70%	\$ 3,000.71	\$ 2,961.49	-1.31%	\$ 5,985.73	\$ 5,946.51	-0.66%
MGS-S Customer 9859	\$ 2,828.60	-3.31%	\$ 7,603.27	\$ 7,506.35	-1.27%	\$ 25,144.00	\$ 25,047.08	-0.39%
MGS-S Customer 9860	\$ 7,679.28	-3.61%	\$ 22,133.83	\$ 21,846.10	-1.30%	\$ 52,477.69	\$ 52,189.96	-0.55%
MGS-S Customer 9861	\$ 2,825.65	-3.14%	\$ 7,155.80	\$ 7,064.34	-1.28%	\$ 22,713.48	\$ 22,622.02	-0.40%
MGS-S Customer 9862	\$ 1,976.43	-3.06%	\$ 4,772.93	\$ 4,710.43	-1.31%	\$ 9,800.53	\$ 9,738.03	-0.64%
MGS-S Customer 9863	\$ 1,921.69	-2.78%	\$ 4,245.57	\$ 4,190.66	-1.29%	\$ 11,110.99	\$ 11,056.08	-0.49%
MGS-S Customer 9864	\$ 2,604.69	-3.07%	\$ 6,530.35	\$ 6,447.84	-1.26%	\$ 24,222.59	\$ 24,140.08	-0.34%
MGS-S Customer 9865	\$ 2,924.13	-3.16%	\$ 7,440.02	\$ 7,344.53	-1.28%	\$ 22,216.03	\$ 22,120.54	-0.43%
MGS-S Customer 9866	\$ 2,579.40	-3.06%	\$ 6,332.65	\$ 6,251.27	-1.29%	\$ 18,334.91	\$ 18,253.53	-0.44%
MGS-S Customer 9867	\$ 2,085.89	-2.86%	\$ 4,750.18	\$ 4,688.74	-1.29%	\$ 12,295.24	\$ 12,233.80	-0.50%
MGS-S Customer 9868	\$ 2,491.93	-3.03%	\$ 6,046.70	\$ 5,968.82	-1.29%	\$ 16,933.74	\$ 16,855.86	-0.46%
MGS-S Customer 9869	\$ 5,005.07	-3.47%	\$ 13,950.32	\$ 13,770.33	-1.29%	\$ 38,567.28	\$ 38,387.29	-0.47%
MGS-S Customer 9870	\$ 2,281.38	-2.95%	\$ 5,383.95	\$ 5,314.50	-1.29%	\$ 14,768.88	\$ 14,699.43	-0.47%
MGS-S Customer 9871	\$ 1,217.13	-2.12%	\$ 2,037.03	\$ 2,010.66	-1.29%	\$ 5,218.59	\$ 5,192.22	-0.51%
MGS-S Customer 9872	\$ 3,747.94	-3.33%	\$ 9,986.02	\$ 9,857.06	-1.29%	\$ 27,070.72	\$ 26,941.76	-0.48%
MGS-S Customer 9873	\$ 2,157.68	-2.90%	\$ 5,029.33	\$ 4,964.81	-1.28%	\$ 15,186.23	\$ 15,121.71	-0.42%
MGS-S Customer 9874	\$ 2,078.53	-3.10%	\$ 5,174.39	\$ 5,107.86	-1.29%	\$ 14,979.36	\$ 14,912.83	-0.44%
MGS-S Customer 9875	\$ 2,382.67	-2.99%	\$ 5,809.31	\$ 5,735.82	-1.27%	\$ 21,147.04	\$ 21,073.55	-0.35%
MGS-S Customer 9876	\$ 1,826.92	-2.72%	\$ 3,973.05	\$ 3,922.02	-1.28%	\$ 11,646.31	\$ 11,595.28	-0.44%
MGS-S Customer 9877	\$ 5,706.36	-3.52%	\$ 15,767.43	\$ 15,559.49	-1.32%	\$ 26,499.07	\$ 26,291.13	-0.78%

Internal Use

Customer	Distribution 8/25 Prices	Distribution % Difference	Delivery 1/25 Prices	Delivery 8/25 Prices	Delivery % Difference	Bundled 1/25 Prices	Bundled 8/25 Prices	Bundled % Difference
MGS-S Customer 9878	\$ 1,968.93	-2.80%	\$ 4,393.73	\$ 4,336.95	-1.29%	\$ 11,626.28	\$ 11,569.50	-0.49%
MGS-S Customer 9879	\$ 2,156.34	-3.13%	\$ 5,489.16	\$ 5,419.49	-1.27%	\$ 19,192.46	\$ 19,122.79	-0.36%
MGS-S Customer 9880	\$ 1,692.33	-2.91%	\$ 3,883.30	\$ 3,832.63	-1.30%	\$ 8,228.52	\$ 8,177.85	-0.62%
MGS-S Customer 9881	\$ 1,480.10	-2.77%	\$ 3,217.68	\$ 3,175.54	-1.31%	\$ 6,264.98	\$ 6,222.84	-0.67%
MGS-S Customer 9882	\$ 3,742.21	-3.32%	\$ 9,831.68	\$ 9,703.26	-1.31%	\$ 20,960.96	\$ 20,832.54	-0.61%
MGS-S Customer 9883	\$ 4,610.18	-3.47%	\$ 12,695.54	\$ 12,529.81	-1.31%	\$ 43,341.06	\$ 43,175.33	-0.38%
MGS-S Customer 9884	\$ 5,637.26	-3.51%	\$ 16,510.56	\$ 16,305.41	-1.24%	\$ 73,898.34	\$ 73,693.19	-0.28%
MGS-S Customer 9885	\$ 3,850.65	-3.34%	\$ 10,489.30	\$ 10,356.31	-1.27%	\$ 37,318.41	\$ 37,185.42	-0.36%
MGS-S Customer 9886	\$ 1,759.81	-2.96%	\$ 4,201.17	\$ 4,147.55	-1.28%	\$ 13,581.76	\$ 13,528.14	-0.39%
MGS-S Customer 9887	\$ 3,361.57	-3.26%	\$ 8,763.98	\$ 8,650.84	-1.29%	\$ 23,709.67	\$ 23,596.53	-0.48%
MGS-S Customer 9888	\$ 3,315.90	-3.25%	\$ 8,860.92	\$ 8,749.68	-1.26%	\$ 35,434.08	\$ 35,322.84	-0.31%
MGS-S Customer 9889	\$ 2,059.40	-3.09%	\$ 4,980.09	\$ 4,914.31	-1.32%	\$ 8,038.01	\$ 7,972.23	-0.82%
MGS-S Customer 9890	\$ 9,784.75	-3.68%	\$ 29,026.00	\$ 28,652.28	-1.29%	\$ 83,049.86	\$ 82,676.14	-0.45%
MGS-S Customer 9891	\$ 1,828.69	-2.73%	\$ 3,993.12	\$ 3,941.86	-1.28%	\$ 12,017.17	\$ 11,965.91	-0.43%
MGS-S Customer 9892	\$ 1,603.93	-2.55%	\$ 3,256.36	\$ 3,214.36	-1.29%	\$ 8,887.27	\$ 8,845.27	-0.47%
MGS-S Customer 9893	\$ 8,587.56	-3.64%	\$ 25,376.14	\$ 25,052.07	-1.28%	\$ 80,963.13	\$ 80,639.06	-0.40%
MGS-S Customer 9894	\$ 2,461.50	-3.02%	\$ 5,905.28	\$ 5,828.70	-1.30%	\$ 14,525.33	\$ 14,448.75	-0.53%
MGS-S Customer 9895	\$ 3,427.86	-3.27%	\$ 8,973.81	\$ 8,858.03	-1.29%	\$ 24,454.25	\$ 24,338.47	-0.47%
MGS-S Customer 9896	\$ 2,220.88	-3.15%	\$ 5,680.04	\$ 5,607.81	-1.27%	\$ 19,311.24	\$ 19,239.01	-0.37%
MGS-S Customer 9897	\$ 3,317.11	-3.40%	\$ 9,126.00	\$ 9,009.12	-1.28%	\$ 28,404.57	\$ 28,287.69	-0.41%
MGS-S Customer 9898	\$ 2,673.36	-3.28%	\$ 7,030.42	\$ 6,939.88	-1.29%	\$ 19,756.54	\$ 19,666.00	-0.46%
MGS-S Customer 9899	\$ 1,923.64	-2.78%	\$ 4,222.05	\$ 4,167.13	-1.30%	\$ 9,843.82	\$ 9,788.90	-0.56%
MGS-S Customer 9900	\$ 2,858.07	-3.15%	\$ 7,176.54	\$ 7,083.73	-1.29%	\$ 18,858.86	\$ 18,766.05	-0.49%
MGS-S Customer 9901	\$ 2,219.87	-3.15%	\$ 5,713.17	\$ 5,640.99	-1.26%	\$ 21,141.51	\$ 21,069.33	-0.34%
MGS-S Customer 9902	\$ 842.07	-1.93%	\$ 1,265.89	\$ 1,249.36	-1.31%	\$ 2,756.80	\$ 2,740.27	-0.60%
MGS-S Customer 9903	\$ 1,699.78	-2.92%	\$ 3,978.16	\$ 3,926.97	-1.29%	\$ 11,335.60	\$ 11,284.41	-0.45%
MGS-S Customer 9904	\$ 2,510.45	-3.04%	\$ 6,113.93	\$ 6,035.18	-1.29%	\$ 17,245.50	\$ 17,166.75	-0.46%
MGS-S Customer 9905	\$ 3,527.69	-3.29%	\$ 9,685.20	\$ 9,565.33	-1.24%	\$ 45,123.28	\$ 45,003.41	-0.27%
MGS-S Customer 9906	\$ 1,531.25	-2.48%	\$ 3,008.22	\$ 2,969.20	-1.30%	\$ 7,368.98	\$ 7,329.96	-0.53%
MGS-S Customer 9907	\$ 2,834.53	-3.14%	\$ 7,322.23	\$ 7,230.42	-1.25%	\$ 29,768.07	\$ 29,676.26	-0.31%
MGS-S Customer 9908	\$ 1,460.64	-2.76%	\$ 3,152.37	\$ 3,110.98	-1.31%	\$ 5,791.18	\$ 5,749.79	-0.71%
MGS-S Customer 9909	\$ 4,133.32	-3.38%	\$ 10,952.85	\$ 10,808.27	-1.32%	\$ 18,214.76	\$ 18,070.18	-0.79%
MGS-S Customer 9910	\$ 2,718.14	-3.10%	\$ 6,822.85	\$ 6,735.80	-1.28%	\$ 22,164.12	\$ 22,077.07	-0.39%
MGS-S Customer 9911	\$ 4,495.36	-3.42%	\$ 12,168.25	\$ 12,009.30	-1.31%	\$ 26,017.01	\$ 25,858.06	-0.61%
MGS-S Customer 9912	\$ 2,483.64	-3.23%	\$ 6,557.93	\$ 6,474.98	-1.26%	\$ 24,047.01	\$ 23,964.06	-0.34%
MGS-S Customer 9913	\$ 2,942.56	-3.16%	\$ 7,408.05	\$ 7,312.01	-1.30%	\$ 18,363.65	\$ 18,267.61	-0.52%
MGS-S Customer 9914	\$ 2,145.54	-2.89%	\$ 4,899.20	\$ 4,835.37	-1.30%	\$ 10,957.12	\$ 10,893.29	-0.58%
MGS-S Customer 9915	\$ 3,009.14	-3.18%	\$ 7,748.13	\$ 7,649.29	-1.28%	\$ 25,242.93	\$ 25,144.09	-0.39%
MGS-S Customer 9916	\$ 2,757.71	-3.11%	\$ 6,988.35	\$ 6,899.72	-1.27%	\$ 24,602.44	\$ 24,513.81	-0.36%
MGS-S Customer 9917	\$ 3,028.88	-3.19%	\$ 7,844.81	\$ 7,745.13	-1.27%	\$ 27,050.36	\$ 26,950.68	-0.37%

Customer	Distribution 8/25 Prices	Distribution % Difference	Delivery 1/25 Prices	Delivery 8/25 Prices	Delivery % Difference	Bundled 1/25 Prices	Bundled 8/25 Prices	Bundled % Difference
MGS-S Customer 9918	\$ 6,659.49	-3.57%	\$ 19,376.74	\$ 19,130.17	-1.27%	\$ 65,557.54	\$ 65,310.97	-0.38%
MGS-S Customer 9919	\$ 14,211.97	-3.85%	\$ 42,392.46	\$ 41,823.17	-1.34%	\$ 146,875.16	\$ 146,305.87	-0.39%
MGS-S Customer 9920	\$ 15,302.87	-3.87%	\$ 45,983.31	\$ 45,368.02	-1.34%	\$ 171,070.03	\$ 170,454.74	-0.36%
MGS-S Customer 9921	\$ 8,679.05	-3.70%	\$ 25,668.72	\$ 25,335.31	-1.30%	\$ 90,675.61	\$ 90,342.20	-0.37%
MGS-S Customer 9922	\$ 3,778.54	-3.60%	\$ 9,540.84	\$ 9,399.64	-1.48%	\$ 34,148.66	\$ 34,007.46	-0.41%
MGS-S Customer 9923	\$ 2,060.07	-3.01%	\$ 4,451.82	\$ 4,387.87	-1.44%	\$ 10,964.85	\$ 10,900.90	-0.58%
MGS-S Customer 9924	\$ 7,698.89	-3.62%	\$ 22,507.15	\$ 22,218.35	-1.28%	\$ 67,572.74	\$ 67,283.94	-0.43%
MGS-S Customer 9925	\$ 3,532.31	-3.28%	\$ 9,346.48	\$ 9,226.52	-1.28%	\$ 27,722.71	\$ 27,602.75	-0.43%
MGS-S Customer 9926	\$ 2,481.76	-3.23%	\$ 6,386.77	\$ 6,304.04	-1.30%	\$ 16,103.41	\$ 16,020.68	-0.51%
MGS-S Customer 9927	\$ 4,863.95	-3.46%	\$ 13,605.31	\$ 13,431.19	-1.28%	\$ 42,591.72	\$ 42,417.60	-0.41%
MGS-S Customer 9928	\$ 1,773.13	-2.67%	\$ 3,729.20	\$ 3,680.52	-1.31%	\$ 7,860.97	\$ 7,812.29	-0.62%
MGS-S Customer 9929	\$ 18,556.12	-4.12%	\$ 51,055.01	\$ 50,257.35	-1.56%	\$ 95,480.72	\$ 94,683.06	-0.84%
MGS-S Customer 9930	\$ 1,657.58	-2.89%	\$ 3,865.49	\$ 3,816.08	-1.28%	\$ 12,152.58	\$ 12,103.17	-0.41%
MGS-S Customer 9931	\$ 1,811.47	-2.97%	\$ 4,232.70	\$ 4,177.18	-1.31%	\$ 7,989.69	\$ 7,934.17	-0.69%
MGS-S Customer 9932	\$ 5,547.91	-3.51%	\$ 15,590.08	\$ 15,388.56	-1.29%	\$ 41,139.44	\$ 40,937.92	-0.49%
MGS-S Customer 9933	\$ 2,410.35	-3.00%	\$ 5,796.94	\$ 5,722.35	-1.29%	\$ 16,476.94	\$ 16,402.35	-0.45%
MGS-S Customer 9934	\$ 7,462.83	-3.61%	\$ 21,624.02	\$ 21,344.20	-1.29%	\$ 57,000.05	\$ 56,720.23	-0.49%
MGS-S Customer 9935	\$ 7,235.87	-3.58%	\$ 21,339.59	\$ 21,071.04	-1.26%	\$ 81,533.69	\$ 81,265.14	-0.33%
MGS-S Customer 9936	\$ 1,797.54	-2.97%	\$ 4,283.93	\$ 4,228.84	-1.29%	\$ 12,265.36	\$ 12,210.27	-0.45%
MGS-S Customer 9937	\$ 2,514.47	-3.05%	\$ 6,166.62	\$ 6,087.39	-1.28%	\$ 18,488.81	\$ 18,409.58	-0.43%
MGS-S Customer 9938	\$ 2,160.37	-2.90%	\$ 4,896.39	\$ 4,831.79	-1.32%	\$ 8,199.18	\$ 8,134.58	-0.79%
MGS-S Customer 9939	\$ 2,121.43	-3.12%	\$ 5,388.09	\$ 5,319.87	-1.27%	\$ 19,413.04	\$ 19,344.82	-0.35%
MGS-S Customer 9940	\$ 2,506.53	-3.24%	\$ 6,626.62	\$ 6,542.81	-1.26%	\$ 24,243.56	\$ 24,159.75	-0.35%
MGS-S Customer 9941	\$ 1,451.18	-2.75%	\$ 3,163.41	\$ 3,122.32	-1.30%	\$ 7,554.68	\$ 7,513.59	-0.54%
MGS-S Customer 9942	\$ 2,468.42	-3.02%	\$ 6,049.67	\$ 5,972.74	-1.27%	\$ 20,542.87	\$ 20,465.94	-0.37%
MGS-S Customer 9943	\$ 2,284.94	-2.96%	\$ 5,373.05	\$ 5,303.46	-1.30%	\$ 13,693.73	\$ 13,624.14	-0.51%
MGS-S Customer 9944	\$ 3,412.65	-3.26%	\$ 8,915.90	\$ 8,800.79	-1.29%	\$ 23,962.25	\$ 23,847.14	-0.48%
MGS-S Customer 9945	\$ 1,918.46	-3.04%	\$ 4,544.14	\$ 4,484.03	-1.32%	\$ 7,045.60	\$ 6,985.49	-0.85%
MGS-S Customer 9946	\$ 1,827.58	-2.71%	\$ 3,943.68	\$ 3,892.68	-1.29%	\$ 10,252.86	\$ 10,201.86	-0.50%
MGS-S Customer 9947	\$ 1,990.55	-2.81%	\$ 4,442.31	\$ 4,384.78	-1.30%	\$ 11,167.07	\$ 11,109.54	-0.52%
MGS-S Customer 9948	\$ 5,589.12	-3.51%	\$ 16,137.01	\$ 15,933.68	-1.26%	\$ 62,025.30	\$ 61,821.97	-0.33%
MGS-S Customer 9949	\$ 13,087.36	-3.85%	\$ 38,256.88	\$ 37,732.96	-1.37%	\$ 106,527.14	\$ 106,003.22	-0.49%
MGS-S Customer 9950	\$ 2,077.92	-2.86%	\$ 4,734.58	\$ 4,673.30	-1.29%	\$ 12,307.29	\$ 12,246.01	-0.50%
MGS-S Customer 9951	\$ 10,069.14	-3.68%	\$ 30,561.03	\$ 30,176.79	-1.26%	\$ 120,088.90	\$ 119,704.66	-0.32%
MGS-S Customer 9952	\$ 2,003.83	-2.82%	\$ 4,492.91	\$ 4,434.68	-1.30%	\$ 11,321.31	\$ 11,263.08	-0.51%
MGS-S Customer 9953	\$ 1,277.24	-2.60%	\$ 2,636.65	\$ 2,602.60	-1.29%	\$ 6,991.70	\$ 6,957.65	-0.49%
MGS-S Customer 9954	\$ 2,133.23	-2.89%	\$ 4,865.65	\$ 4,802.26	-1.30%	\$ 10,949.05	\$ 10,885.66	-0.58%
MGS-S Customer 9955	\$ 3,521.47	-3.28%	\$ 9,338.48	\$ 9,219.07	-1.28%	\$ 29,203.56	\$ 29,084.15	-0.41%
MGS-S Customer 9956	\$ 3,032.60	-3.19%	\$ 7,863.22	\$ 7,763.41	-1.27%	\$ 27,484.58	\$ 27,384.77	-0.36%
MGS-S Customer 9957	\$ 3,530.37	-3.30%	\$ 9,485.39	\$ 9,364.81	-1.27%	\$ 33,261.37	\$ 33,140.79	-0.36%

Internal Use

Customer	Distribution 8/25 Prices	Distribution % Difference	Delivery 1/25 Prices	Delivery 8/25 Prices	Delivery % Difference	Bundled 1/25 Prices	Bundled 8/25 Prices	Bundled % Difference
MGS-S Customer 9958	\$ 2,773.88	-3.13%	\$ 7,004.07	\$ 6,914.55	-1.28%	\$ 22,406.81	\$ 22,317.29	-0.40%
MGS-S Customer 9959	\$ 3,303.73	-3.25%	\$ 8,506.75	\$ 8,395.90	-1.30%	\$ 19,273.93	\$ 19,163.08	-0.58%
MGS-S Customer 9960	\$ 4,161.02	-3.49%	\$ 11,857.96	\$ 11,707.32	-1.27%	\$ 40,844.37	\$ 40,693.73	-0.37%
MGS-S Customer 9961	\$ 2,198.09	-3.14%	\$ 5,629.29	\$ 5,557.97	-1.27%	\$ 20,120.78	\$ 20,049.46	-0.35%
MGS-S Customer 9962	\$ 1,431.23	-2.39%	\$ 2,711.39	\$ 2,676.40	-1.29%	\$ 7,296.22	\$ 7,261.23	-0.48%
MGS-S Customer 9963	\$ 6,921.83	-3.58%	\$ 20,304.40	\$ 20,047.15	-1.27%	\$ 72,865.69	\$ 72,608.44	-0.35%
MGS-S Customer 9964	\$ 1,920.88	-2.78%	\$ 4,303.83	\$ 4,249.01	-1.27%	\$ 14,291.39	\$ 14,236.57	-0.38%
MGS-S Customer 9965	\$ 4,551.04	-3.53%	\$ 13,010.99	\$ 12,844.51	-1.28%	\$ 40,553.79	\$ 40,387.31	-0.41%
MGS-S Customer 9966	\$ 2,699.54	-3.09%	\$ 6,826.03	\$ 6,739.84	-1.26%	\$ 25,336.74	\$ 25,250.55	-0.34%
MGS-S Customer 9967	\$ 7,239.91	-3.60%	\$ 21,345.40	\$ 21,075.38	-1.27%	\$ 78,020.18	\$ 77,750.16	-0.35%
MGS-S Customer 9968	\$ 3,188.56	-3.22%	\$ 8,256.42	\$ 8,150.36	-1.28%	\$ 24,170.15	\$ 24,064.09	-0.44%
MGS-S Customer 9969	\$ 2,377.33	-3.20%	\$ 6,205.71	\$ 6,127.11	-1.27%	\$ 22,299.98	\$ 22,221.38	-0.35%
MGS-S Customer 9970	\$ 3,617.12	-3.44%	\$ 10,282.69	\$ 10,153.96	-1.25%	\$ 42,477.62	\$ 42,348.89	-0.30%
MGS-S Customer 9971	\$ 3,247.63	-3.23%	\$ 8,450.71	\$ 8,342.23	-1.28%	\$ 25,041.91	\$ 24,933.43	-0.43%
MGS-S Customer 9972	\$ 2,405.46	-3.00%	\$ 5,770.62	\$ 5,696.14	-1.29%	\$ 15,703.90	\$ 15,629.42	-0.47%
MGS-S Customer 9973	\$ 3,617.54	-3.30%	\$ 9,500.59	\$ 9,377.05	-1.30%	\$ 22,494.65	\$ 22,371.11	-0.55%
MGS-S Customer 9974	\$ 3,137.56	-3.27%	\$ 8,149.41	\$ 8,043.32	-1.30%	\$ 33,968.43	\$ 33,862.34	-0.31%
MGS-S Customer 9975	\$ 671.27	-1.41%	\$ 717.51	\$ 707.94	-1.33%	\$ 752.70	\$ 743.13	-1.27%
MGS-S Customer 9976	\$ 2,281.88	-2.95%	\$ 5,389.00	\$ 5,319.62	-1.29%	\$ 15,151.69	\$ 15,082.31	-0.46%
MGS-S Customer 9977	\$ 6,653.24	-3.57%	\$ 19,284.46	\$ 19,037.82	-1.28%	\$ 61,123.24	\$ 60,876.60	-0.40%
MGS-S Customer 9978	\$ 7,495.85	-3.61%	\$ 22,512.16	\$ 22,231.70	-1.25%	\$ 98,218.69	\$ 97,938.23	-0.29%
MGS-S Customer 9979	\$ 1,639.03	-2.87%	\$ 3,717.81	\$ 3,669.29	-1.31%	\$ 7,864.78	\$ 7,816.26	-0.62%
MGS-S Customer 9980	\$ 2,126.13	-3.11%	\$ 5,379.21	\$ 5,310.99	-1.27%	\$ 18,738.46	\$ 18,670.24	-0.36%
MGS-S Customer 9981	\$ 1,661.99	-2.60%	\$ 3,497.94	\$ 3,453.55	-1.27%	\$ 12,261.96	\$ 12,217.57	-0.36%
MGS-S Customer 9982	\$ 1,738.16	-2.95%	\$ 4,140.59	\$ 4,087.82	-1.27%	\$ 13,704.57	\$ 13,651.80	-0.39%
MGS-S Customer 9983	\$ 678.19	-1.43%	\$ 739.22	\$ 729.37	-1.33%	\$ 809.26	\$ 799.41	-1.22%
MGS-S Customer 9984	\$ 1,694.97	-2.92%	\$ 3,911.53	\$ 3,860.58	-1.30%	\$ 8,836.07	\$ 8,785.12	-0.58%
MGS-S Customer 9985	\$ 5,766.23	-3.52%	\$ 16,273.23	\$ 16,062.84	-1.29%	\$ 42,846.39	\$ 42,636.00	-0.49%
MGS-S Customer 9986	\$ 2,053.33	-2.85%	\$ 4,675.33	\$ 4,615.14	-1.29%	\$ 13,217.68	\$ 13,157.49	-0.46%
MGS-S Customer 9987	\$ 4,589.20	-3.43%	\$ 12,573.27	\$ 12,410.14	-1.30%	\$ 31,413.06	\$ 31,249.93	-0.52%
MGS-S Customer 9988	\$ 3,279.85	-3.51%	\$ 7,806.23	\$ 7,687.05	-1.53%	\$ 12,998.37	\$ 12,879.19	-0.92%
MGS-S Customer 9989	\$ 2,151.36	-2.90%	\$ 5,140.69	\$ 5,076.51	-1.25%	\$ 21,900.88	\$ 21,836.70	-0.29%
MGS-S Customer 9990	\$ 1,762.64	-2.68%	\$ 3,731.43	\$ 3,682.93	-1.30%	\$ 8,919.69	\$ 8,871.19	-0.54%
MGS-S Customer 9991	\$ 2,913.40	-3.15%	\$ 7,323.44	\$ 7,228.54	-1.30%	\$ 18,343.03	\$ 18,248.13	-0.52%
MGS-S Customer 9992	\$ 1,749.53	-2.67%	\$ 3,718.61	\$ 3,670.67	-1.29%	\$ 10,306.60	\$ 10,258.66	-0.47%
MGS-S Customer 9993	\$ 3,049.06	-3.19%	\$ 7,916.02	\$ 7,815.55	-1.27%	\$ 27,670.72	\$ 27,570.25	-0.36%
MGS-S Customer 9994	\$ 3,116.62	-3.37%	\$ 8,510.71	\$ 8,402.14	-1.28%	\$ 27,836.81	\$ 27,728.24	-0.39%
MGS-S Customer 9995	\$ 2,043.57	-2.84%	\$ 4,623.50	\$ 4,563.66	-1.29%	\$ 11,958.88	\$ 11,899.04	-0.50%
MGS-S Customer 9996	\$ 2,367.05	-3.20%	\$ 6,076.49	\$ 5,998.33	-1.29%	\$ 17,412.36	\$ 17,334.20	-0.45%
MGS-S Customer 9997	\$ 1,787.79	-2.69%	\$ 3,787.43	\$ 3,738.03	-1.30%	\$ 8,303.13	\$ 8,253.73	-0.59%

Internal Use

Customer	Distribution 8/25 Prices	Distribution % Difference	Delivery 1/25 Prices	Delivery 8/25 Prices	Delivery % Difference	Bundled 1/25 Prices	Bundled 8/25 Prices	Bundled % Difference
MGS-S Customer 9998	\$ 7,399.07	-3.60%	\$ 21,656.76	\$ 21,380.23	-1.28%	\$ 69,821.18	\$ 69,544.65	-0.40%
MGS-S Customer 9999	\$ 2,826.09	-3.14%	\$ 7,068.62	\$ 6,977.09	-1.29%	\$ 18,161.34	\$ 18,069.81	-0.50%
MGS-S Customer 10000	\$ 680.92	-1.44%	\$ 747.50	\$ 737.53	-1.33%	\$ 816.06	\$ 806.09	-1.22%
MGS-S Customer 10001	\$ 3,004.67	-3.35%	\$ 8,052.18	\$ 7,948.02	-1.29%	\$ 21,187.93	\$ 21,083.77	-0.49%
MGS-S Customer 10002	\$ 6,501.72	-3.56%	\$ 18,880.74	\$ 18,640.41	-1.27%	\$ 63,772.65	\$ 63,532.32	-0.38%
MGS-S Customer 10003	\$ 2,249.66	-3.17%	\$ 5,616.38	\$ 5,542.81	-1.31%	\$ 11,414.12	\$ 11,340.55	-0.64%
MGS-S Customer 10004	\$ 2,867.52	-3.15%	\$ 7,371.39	\$ 7,278.26	-1.26%	\$ 27,354.16	\$ 27,261.03	-0.34%
MGS-S Customer 10005	\$ 3,466.57	-3.27%	\$ 9,207.83	\$ 9,090.60	-1.27%	\$ 30,707.68	\$ 30,590.45	-0.38%
MGS-S Customer 10006	\$ 3,542.03	-3.29%	\$ 9,461.59	\$ 9,341.13	-1.27%	\$ 31,772.60	\$ 31,652.14	-0.38%
MGS-S Customer 10007	\$ 1,231.46	-2.55%	\$ 2,483.17	\$ 2,450.98	-1.30%	\$ 6,133.55	\$ 6,101.36	-0.52%
MGS-S Customer 10008	\$ 4,196.40	-3.38%	\$ 11,600.23	\$ 11,453.36	-1.27%	\$ 41,893.81	\$ 41,746.94	-0.35%
MGS-S Customer 10009	\$ 2,982.27	-3.17%	\$ 7,641.05	\$ 7,543.37	-1.28%	\$ 24,063.14	\$ 23,965.46	-0.41%
MGS-S Customer 10010	\$ 11,110.20	-3.70%	\$ 33,489.50	\$ 33,062.77	-1.27%	\$ 111,303.06	\$ 110,876.33	-0.38%
MGS-S Customer 10011	\$ 2,643.14	-3.08%	\$ 6,437.97	\$ 6,354.03	-1.30%	\$ 14,203.44	\$ 14,119.50	-0.59%
MGS-S Customer 10012	\$ 1,694.28	-2.63%	\$ 3,593.82	\$ 3,548.12	-1.27%	\$ 12,270.32	\$ 12,224.62	-0.37%
MGS-S Customer 10013	\$ 2,772.55	-3.12%	\$ 6,961.62	\$ 6,872.41	-1.28%	\$ 21,121.17	\$ 21,031.96	-0.42%
MGS-S Customer 10014	\$ 2,936.14	-3.16%	\$ 7,636.72	\$ 7,540.79	-1.26%	\$ 30,389.02	\$ 30,293.09	-0.32%
MGS-S Customer 10015	\$ 3,425.09	-3.27%	\$ 9,000.05	\$ 8,884.43	-1.28%	\$ 26,304.14	\$ 26,188.52	-0.44%
MGS-S Customer 10016	\$ 5,443.41	-3.49%	\$ 15,502.77	\$ 15,305.65	-1.27%	\$ 52,693.31	\$ 52,496.19	-0.37%
MGS-S Customer 10017	\$ 5,818.10	-3.52%	\$ 16,617.20	\$ 16,404.71	-1.28%	\$ 52,377.16	\$ 52,164.67	-0.41%
MGS-S Customer 10018	\$ 1,943.55	-2.79%	\$ 4,312.80	\$ 4,257.04	-1.29%	\$ 11,325.85	\$ 11,270.09	-0.49%
MGS-S Customer 10019	\$ 1,656.04	-2.90%	\$ 3,858.13	\$ 3,808.73	-1.28%	\$ 11,880.81	\$ 11,831.41	-0.42%
MGS-S Customer 10020	\$ 1,416.25	-2.73%	\$ 3,065.71	\$ 3,026.03	-1.29%	\$ 7,821.25	\$ 7,781.57	-0.51%
MGS-S Customer 10021	\$ 2,987.27	-3.17%	\$ 7,698.75	\$ 7,600.82	-1.27%	\$ 26,070.63	\$ 25,972.70	-0.38%
MGS-S Customer 10022	\$ 1,105.01	-2.40%	\$ 2,144.84	\$ 2,117.72	-1.26%	\$ 7,830.26	\$ 7,803.14	-0.35%
MGS-S Customer 10023	\$ 10,305.28	-3.69%	\$ 30,713.33	\$ 30,318.78	-1.28%	\$ 90,825.16	\$ 90,430.61	-0.43%
MGS-S Customer 10024	\$ 2,462.15	-3.02%	\$ 5,866.93	\$ 5,790.16	-1.31%	\$ 12,101.16	\$ 12,024.39	-0.63%
MGS-S Customer 10025	\$ 2,026.77	-2.84%	\$ 4,498.25	\$ 4,439.08	-1.32%	\$ 8,176.28	\$ 8,117.11	-0.72%
MGS-S Customer 10026	\$ 1,727.65	-2.94%	\$ 4,025.05	\$ 3,972.79	-1.30%	\$ 9,681.90	\$ 9,629.64	-0.54%
MGS-S Customer 10027	\$ 1,574.79	-2.53%	\$ 3,145.93	\$ 3,105.13	-1.30%	\$ 7,733.50	\$ 7,692.70	-0.53%
MGS-S Customer 10028	\$ 2,483.11	-3.02%	\$ 5,959.63	\$ 5,882.21	-1.30%	\$ 14,138.85	\$ 14,061.43	-0.55%
MGS-S Customer 10029	\$ 4,164.35	-3.38%	\$ 11,327.13	\$ 11,181.41	-1.29%	\$ 32,607.60	\$ 32,461.88	-0.45%
MGS-S Customer 10030	\$ 5,144.34	-3.49%	\$ 14,491.31	\$ 14,305.54	-1.28%	\$ 44,602.07	\$ 44,416.30	-0.42%
MGS-S Customer 10031	\$ 3,995.48	-3.36%	\$ 11,043.70	\$ 10,904.98	-1.26%	\$ 43,905.13	\$ 43,766.41	-0.32%
MGS-S Customer 10032	\$ 1,111.27	-2.41%	\$ 2,114.16	\$ 2,086.68	-1.30%	\$ 5,113.47	\$ 5,085.99	-0.54%
MGS-S Customer 10033	\$ 2,698.27	-3.10%	\$ 6,705.42	\$ 6,619.17	-1.29%	\$ 19,201.29	\$ 19,115.04	-0.45%
MGS-S Customer 10034	\$ 4,772.26	-3.68%	\$ 12,092.74	\$ 11,910.56	-1.51%	\$ 16,535.31	\$ 16,353.13	-1.10%
MGS-S Customer 10035	\$ 9,845.08	-3.68%	\$ 29,443.52	\$ 29,067.11	-1.28%	\$ 94,381.85	\$ 94,005.44	-0.40%
MGS-S Customer 10036	\$ 5,282.75	-3.49%	\$ 14,812.90	\$ 14,621.79	-1.29%	\$ 40,796.46	\$ 40,605.35	-0.47%
MGS-S Customer 10037	\$ 2,693.73	-3.10%	\$ 6,694.64	\$ 6,608.53	-1.29%	\$ 19,255.76	\$ 19,169.65	-0.45%

Customer	Distribution 8/25 Prices	Distribution % Difference	Delivery 1/25 Prices	Delivery 8/25 Prices	Delivery % Difference	Bundled 1/25 Prices	Bundled 8/25 Prices	Bundled % Difference
MGS-S Customer 10038	\$ 1,345.20	-2.67%	\$ 2,853.62	\$ 2,816.76	-1.29%	\$ 7,645.04	\$ 7,608.18	-0.48%
MGS-S Customer 10039	\$ 1,587.24	-2.85%	\$ 3,626.44	\$ 3,579.80	-1.29%	\$ 10,428.44	\$ 10,381.80	-0.45%
MGS-S Customer 10040	\$ 2,084.19	-2.87%	\$ 4,743.75	\$ 4,682.24	-1.30%	\$ 11,892.08	\$ 11,830.57	-0.52%
MGS-S Customer 10041	\$ 1,763.66	-2.70%	\$ 3,735.43	\$ 3,686.50	-1.31%	\$ 9,412.05	\$ 9,363.12	-0.52%
MGS-S Customer 10042	\$ 2,494.14	-3.23%	\$ 6,539.78	\$ 6,456.48	-1.27%	\$ 21,768.96	\$ 21,685.66	-0.38%
MGS-S Customer 10043	\$ 1,312.84	-2.25%	\$ 2,343.77	\$ 2,313.51	-1.29%	\$ 6,318.55	\$ 6,288.29	-0.48%
MGS-S Customer 10044	\$ 18,957.63	-3.92%	\$ 56,328.87	\$ 55,554.61	-1.37%	\$ 180,848.84	\$ 180,074.58	-0.43%
MGS-S Customer 10045	\$ 2,356.60	-2.98%	\$ 5,611.36	\$ 5,538.93	-1.29%	\$ 15,145.52	\$ 15,073.09	-0.48%
MGS-S Customer 10046	\$ 1,387.29	-2.34%	\$ 2,559.33	\$ 2,526.05	-1.30%	\$ 6,052.71	\$ 6,019.43	-0.55%
MGS-S Customer 10047	\$ 4,754.14	-3.44%	\$ 13,377.32	\$ 13,208.01	-1.27%	\$ 48,378.57	\$ 48,209.26	-0.35%
MGS-S Customer 10048	\$ 2,582.49	-3.07%	\$ 6,391.48	\$ 6,309.78	-1.28%	\$ 20,342.85	\$ 20,261.15	-0.40%
MGS-S Customer 10049	\$ 2,668.51	-3.08%	\$ 6,659.59	\$ 6,574.71	-1.27%	\$ 21,742.39	\$ 21,657.51	-0.39%
MGS-S Customer 10050	\$ 5,195.84	-3.49%	\$ 14,412.29	\$ 14,224.57	-1.30%	\$ 33,343.49	\$ 33,155.77	-0.56%
MGS-S Customer 10051	\$ 1,826.34	-3.00%	\$ 4,324.99	\$ 4,268.60	-1.30%	\$ 9,713.66	\$ 9,657.27	-0.58%
MGS-S Customer 10052	\$ 2,180.35	-2.91%	\$ 5,095.29	\$ 5,029.94	-1.28%	\$ 15,324.17	\$ 15,258.82	-0.43%
MGS-S Customer 10053	\$ 1,981.39	-2.81%	\$ 4,471.24	\$ 4,413.96	-1.28%	\$ 13,671.06	\$ 13,613.78	-0.42%
MGS-S Customer 10054	\$ 3,250.37	-3.23%	\$ 8,525.36	\$ 8,416.82	-1.27%	\$ 28,507.56	\$ 28,399.02	-0.38%
MGS-S Customer 10055	\$ 1,286.36	-2.22%	\$ 2,255.59	\$ 2,226.40	-1.29%	\$ 5,823.24	\$ 5,794.05	-0.50%
MGS-S Customer 10056	\$ 2,449.26	-3.02%	\$ 5,881.15	\$ 5,804.90	-1.30%	\$ 14,716.93	\$ 14,640.68	-0.52%
MGS-S Customer 10057	\$ 3,021.86	-3.36%	\$ 7,904.88	\$ 7,799.91	-1.33%	\$ 10,999.14	\$ 10,894.17	-0.95%
MGS-S Customer 10058	\$ 1,659.14	-2.90%	\$ 3,834.02	\$ 3,784.53	-1.29%	\$ 10,316.65	\$ 10,267.16	-0.48%
MGS-S Customer 10059	\$ 25,878.00	-4.09%	\$ 73,266.83	\$ 72,163.81	-1.51%	\$ 140,705.25	\$ 139,602.23	-0.78%
MGS-S Customer 10060	\$ 3,193.46	-3.23%	\$ 8,116.94	\$ 8,010.48	-1.31%	\$ 15,969.25	\$ 15,862.79	-0.67%
MGS-S Customer 10061	\$ 3,230.21	-3.23%	\$ 8,534.25	\$ 8,426.41	-1.26%	\$ 31,651.62	\$ 31,543.78	-0.34%
MGS-S Customer 10062	\$ 2,273.55	-2.95%	\$ 5,293.66	\$ 5,224.58	-1.30%	\$ 11,527.89	\$ 11,458.81	-0.60%
MGS-S Customer 10063	\$ 4,385.69	-3.42%	\$ 14,042.34	\$ 13,886.96	-1.11%	\$ 133,871.03	\$ 133,715.65	-0.12%
MGS-S Customer 10064	\$ 1,887.75	-2.75%	\$ 4,130.64	\$ 4,077.18	-1.29%	\$ 10,590.99	\$ 10,537.53	-0.50%
MGS-S Customer 10065	\$ 1,389.84	-2.70%	\$ 3,085.78	\$ 3,047.28	-1.25%	\$ 13,040.43	\$ 13,001.93	-0.30%
MGS-S Customer 10066	\$ 6,997.98	-3.61%	\$ 20,528.17	\$ 20,266.08	-1.28%	\$ 73,564.79	\$ 73,302.70	-0.36%
MGS-S Customer 10067	\$ 16,182.15	-3.85%	\$ 49,629.80	\$ 48,981.31	-1.31%	\$ 218,621.19	\$ 217,972.70	-0.30%
MGS-S Customer 10068	\$ 2,065.69	-2.85%	\$ 4,711.53	\$ 4,650.88	-1.29%	\$ 13,299.82	\$ 13,239.17	-0.46%
MGS-S Customer 10069	\$ 2,633.25	-3.08%	\$ 6,464.96	\$ 6,381.19	-1.30%	\$ 16,466.23	\$ 16,382.46	-0.51%
MGS-S Customer 10070	\$ 2,633.20	-3.28%	\$ 6,970.31	\$ 6,881.13	-1.28%	\$ 22,051.74	\$ 21,962.56	-0.40%
MGS-S Customer 10071	\$ 12,842.72	-3.73%	\$ 38,820.71	\$ 38,323.31	-1.28%	\$ 119,646.26	\$ 119,148.86	-0.42%
MGS-S Customer 10072	\$ 3,318.50	-3.25%	\$ 8,807.03	\$ 8,695.65	-1.26%	\$ 32,281.36	\$ 32,169.98	-0.35%
MGS-S Customer 10073	\$ 1,927.42	-2.78%	\$ 4,279.09	\$ 4,224.05	-1.29%	\$ 12,192.76	\$ 12,137.72	-0.45%
MGS-S Customer 10074	\$ 1,496.53	-2.78%	\$ 3,252.43	\$ 3,209.70	-1.31%	\$ 5,755.26	\$ 5,712.53	-0.74%
MGS-S Customer 10075	\$ 969.47	-2.19%	\$ 1,670.72	\$ 1,649.01	-1.30%	\$ 4,041.23	\$ 4,019.52	-0.54%
MGS-S Customer 10076	\$ 1,948.10	-2.79%	\$ 4,335.03	\$ 4,279.15	-1.29%	\$ 11,926.71	\$ 11,870.83	-0.47%
MGS-S Customer 10077	\$ 1,920.01	-3.03%	\$ 4,729.54	\$ 4,669.46	-1.27%	\$ 16,325.47	\$ 16,265.39	-0.37%

Customer	Distribution 8/25 Prices	Distribution % Difference	Delivery 1/25 Prices	Delivery 8/25 Prices	Delivery % Difference	Bundled 1/25 Prices	Bundled 8/25 Prices	Bundled % Difference
MGS-S Customer 10078	\$ 4,539.66	-3.42%	\$ 12,728.72	\$ 12,567.96	-1.26%	\$ 47,428.31	\$ 47,267.55	-0.34%
MGS-S Customer 10079	\$ 7,872.89	-3.62%	\$ 22,959.04	\$ 22,663.64	-1.29%	\$ 65,428.56	\$ 65,133.16	-0.45%
MGS-S Customer 10080	\$ 1,623.54	-2.57%	\$ 3,330.08	\$ 3,287.30	-1.28%	\$ 9,701.88	\$ 9,659.10	-0.44%
MGS-S Customer 10081	\$ 1,877.28	-2.75%	\$ 4,091.25	\$ 4,038.24	-1.30%	\$ 10,252.35	\$ 10,199.34	-0.52%
MGS-S Customer 10082	\$ 1,074.82	-2.35%	\$ 2,034.10	\$ 2,008.20	-1.27%	\$ 6,790.33	\$ 6,764.43	-0.38%
MGS-S Customer 10083	\$ 1,813.36	-2.99%	\$ 4,311.73	\$ 4,255.89	-1.30%	\$ 11,046.43	\$ 10,990.59	-0.51%
MGS-S Customer 10084	\$ 1,828.30	-2.99%	\$ 4,371.61	\$ 4,315.25	-1.29%	\$ 12,031.85	\$ 11,975.49	-0.47%
MGS-S Customer 10085	\$ 1,516.73	-2.81%	\$ 3,385.71	\$ 3,341.93	-1.29%	\$ 8,855.63	\$ 8,811.85	-0.49%
MGS-S Customer 10086	\$ 2,378.58	-3.19%	\$ 6,132.83	\$ 6,054.38	-1.28%	\$ 18,979.38	\$ 18,900.93	-0.41%
MGS-S Customer 10087	\$ 2,067.19	-3.09%	\$ 5,079.54	\$ 5,013.55	-1.30%	\$ 12,094.76	\$ 12,028.77	-0.55%
MGS-S Customer 10088	\$ 5,845.15	-3.52%	\$ 16,537.39	\$ 16,324.36	-1.29%	\$ 45,720.33	\$ 45,507.30	-0.47%
MGS-S Customer 10089	\$ 3,612.00	-3.30%	\$ 9,762.62	\$ 9,639.41	-1.26%	\$ 36,671.60	\$ 36,548.39	-0.34%
MGS-S Customer 10090	\$ 3,086.04	-3.20%	\$ 7,743.62	\$ 7,641.69	-1.32%	\$ 13,648.77	\$ 13,546.84	-0.75%
MGS-S Customer 10091	\$ 1,725.98	-2.94%	\$ 4,050.99	\$ 3,998.77	-1.29%	\$ 11,179.56	\$ 11,127.34	-0.47%
MGS-S Customer 10092	\$ 17,120.43	-3.81%	\$ 53,093.45	\$ 52,415.52	-1.28%	\$ 227,519.22	\$ 226,841.29	-0.30%
MGS-S Customer 10093	\$ 2,624.93	-3.08%	\$ 6,432.82	\$ 6,349.49	-1.30%	\$ 16,332.62	\$ 16,249.29	-0.51%
MGS-S Customer 10094	\$ 1,035.82	-1.81%	\$ 1,449.28	\$ 1,430.23	-1.31%	\$ 2,646.76	\$ 2,627.71	-0.72%
MGS-S Customer 10095	\$ 2,103.03	-2.87%	\$ 4,772.26	\$ 4,710.03	-1.30%	\$ 10,622.56	\$ 10,560.33	-0.59%
MGS-S Customer 10096	\$ 5,103.74	-3.48%	\$ 14,467.19	\$ 14,283.15	-1.27%	\$ 49,646.12	\$ 49,462.08	-0.37%
MGS-S Customer 10097	\$ 1,783.94	-2.69%	\$ 3,808.66	\$ 3,759.38	-1.29%	\$ 9,847.27	\$ 9,797.99	-0.50%
MGS-S Customer 10098	\$ 8,081.18	-3.65%	\$ 24,323.85	\$ 24,018.07	-1.26%	\$ 98,023.92	\$ 97,718.14	-0.31%
MGS-S Customer 10099	\$ 2,810.60	-3.30%	\$ 7,452.77	\$ 7,356.87	-1.29%	\$ 20,976.33	\$ 20,880.43	-0.46%
MGS-S Customer 10100	\$ 6,346.28	-3.56%	\$ 18,495.87	\$ 18,261.79	-1.27%	\$ 67,473.85	\$ 67,239.77	-0.35%
MGS-S Customer 10101	\$ 2,713.54	-3.28%	\$ 7,207.62	\$ 7,115.48	-1.28%	\$ 22,724.85	\$ 22,632.71	-0.41%
MGS-S Customer 10102	\$ 6,724.19	-3.58%	\$ 19,698.59	\$ 19,449.16	-1.27%	\$ 71,437.18	\$ 71,187.75	-0.35%
MGS-S Customer 10103	\$ 5,767.50	-3.56%	\$ 16,247.17	\$ 16,034.31	-1.31%	\$ 45,681.49	\$ 45,468.63	-0.47%
MGS-S Customer 10104	\$ 3,145.57	-3.21%	\$ 8,123.07	\$ 8,018.64	-1.29%	\$ 23,589.80	\$ 23,485.37	-0.44%
MGS-S Customer 10105	\$ 3,347.08	-3.25%	\$ 8,797.40	\$ 8,684.91	-1.28%	\$ 27,678.33	\$ 27,565.84	-0.41%
MGS-S Customer 10106	\$ 2,675.12	-3.28%	\$ 7,036.73	\$ 6,946.08	-1.29%	\$ 19,702.51	\$ 19,611.86	-0.46%
MGS-S Customer 10107	\$ 9,154.29	-3.65%	\$ 27,711.71	\$ 27,364.84	-1.25%	\$ 114,076.76	\$ 113,729.89	-0.30%
MGS-S Customer 10108	\$ 1,862.41	-2.74%	\$ 4,055.08	\$ 4,002.53	-1.30%	\$ 10,284.51	\$ 10,231.96	-0.51%
MGS-S Customer 10109	\$ 6,889.01	-3.59%	\$ 19,677.15	\$ 19,420.69	-1.30%	\$ 45,057.40	\$ 44,800.94	-0.57%
MGS-S Customer 10110	\$ 1,367.21	-2.68%	\$ 2,993.82	\$ 2,956.10	-1.26%	\$ 11,446.47	\$ 11,408.75	-0.33%
MGS-S Customer 10111	\$ 3,955.25	-3.49%	\$ 11,005.83	\$ 10,863.00	-1.30%	\$ 27,473.51	\$ 27,330.68	-0.52%
MGS-S Customer 10112	\$ 1,474.53	-2.79%	\$ 3,170.61	\$ 3,128.34	-1.33%	\$ 3,879.62	\$ 3,837.35	-1.09%
MGS-S Customer 10113	\$ 1,670.24	-2.61%	\$ 3,503.03	\$ 3,458.35	-1.28%	\$ 11,400.93	\$ 11,356.25	-0.39%
MGS-S Customer 10114	\$ 2,130.20	-3.12%	\$ 5,339.77	\$ 5,271.20	-1.28%	\$ 15,705.88	\$ 15,637.31	-0.44%
MGS-S Customer 10115	\$ 2,617.49	-3.26%	\$ 6,959.18	\$ 6,870.86	-1.27%	\$ 24,367.25	\$ 24,278.93	-0.36%
MGS-S Customer 10116	\$ 1,909.80	-3.03%	\$ 4,710.17	\$ 4,650.47	-1.27%	\$ 16,764.07	\$ 16,704.37	-0.36%
MGS-S Customer 10117	\$ 2,491.72	-3.03%	\$ 6,102.93	\$ 6,024.97	-1.28%	\$ 19,555.42	\$ 19,477.46	-0.40%

Customer	Distribution 8/25 Prices	Distribution % Difference	Delivery 1/25 Prices	Delivery 8/25 Prices	Delivery % Difference	Bundled 1/25 Prices	Bundled 8/25 Prices	Bundled % Difference
MGS-S Customer 10118	\$ 1,472.47	-2.43%	\$ 2,829.98	\$ 2,793.33	-1.30%	\$ 7,130.86	\$ 7,094.21	-0.51%
MGS-S Customer 10119	\$ 4,639.32	-3.43%	\$ 12,922.65	\$ 12,757.93	-1.27%	\$ 42,516.94	\$ 42,352.22	-0.39%
MGS-S Customer 10120	\$ 2,628.86	-3.27%	\$ 7,035.61	\$ 6,946.82	-1.26%	\$ 26,478.72	\$ 26,389.93	-0.34%
MGS-S Customer 10121	\$ 7,082.79	-3.62%	\$ 20,779.34	\$ 20,513.22	-1.28%	\$ 79,309.76	\$ 79,043.64	-0.34%
MGS-S Customer 10122	\$ 1,604.04	-2.86%	\$ 3,685.69	\$ 3,638.47	-1.28%	\$ 11,151.91	\$ 11,104.69	-0.42%
MGS-S Customer 10123	\$ 4,403.76	-3.41%	\$ 12,229.63	\$ 12,074.34	-1.27%	\$ 42,541.50	\$ 42,386.21	-0.37%
MGS-S Customer 10124	\$ 3,259.96	-3.23%	\$ 8,514.68	\$ 8,405.78	-1.28%	\$ 26,617.47	\$ 26,508.57	-0.41%
MGS-S Customer 10125	\$ 2,426.45	-3.01%	\$ 5,673.42	\$ 5,598.07	-1.33%	\$ 7,670.29	\$ 7,594.94	-0.98%
MGS-S Customer 10126	\$ 3,476.81	-3.42%	\$ 9,761.04	\$ 9,638.02	-1.26%	\$ 37,275.73	\$ 37,152.71	-0.33%
MGS-S Customer 10127	\$ 4,610.89	-3.43%	\$ 12,736.01	\$ 12,572.09	-1.29%	\$ 36,553.13	\$ 36,389.21	-0.45%
MGS-S Customer 10128	\$ 2,306.89	-2.97%	\$ 5,417.96	\$ 5,347.47	-1.30%	\$ 12,654.28	\$ 12,583.79	-0.56%
MGS-S Customer 10129	\$ 2,829.61	-3.13%	\$ 7,149.29	\$ 7,057.82	-1.28%	\$ 22,168.11	\$ 22,076.64	-0.41%
MGS-S Customer 10130	\$ 1,642.71	-2.89%	\$ 3,816.90	\$ 3,768.05	-1.28%	\$ 11,795.82	\$ 11,746.97	-0.41%
MGS-S Customer 10131	\$ 6,307.76	-3.55%	\$ 18,334.56	\$ 18,102.38	-1.27%	\$ 65,950.52	\$ 65,718.34	-0.35%
MGS-S Customer 10132	\$ 1,796.70	-2.98%	\$ 4,283.96	\$ 4,228.85	-1.29%	\$ 12,282.30	\$ 12,227.19	-0.45%
MGS-S Customer 10133	\$ 19,690.00	-3.81%	\$ 60,342.76	\$ 59,562.16	-1.29%	\$ 207,633.20	\$ 206,852.60	-0.38%
MGS-S Customer 10134	\$ 5,436.36	-3.51%	\$ 15,412.94	\$ 15,215.09	-1.28%	\$ 49,075.02	\$ 48,877.17	-0.40%
MGS-S Customer 10135	\$ 1,901.63	-3.03%	\$ 4,588.74	\$ 4,529.38	-1.29%	\$ 11,935.55	\$ 11,876.19	-0.50%
MGS-S Customer 10136	\$ 1,811.89	-2.98%	\$ 4,359.10	\$ 4,303.40	-1.28%	\$ 13,843.21	\$ 13,787.51	-0.40%
MGS-S Customer 10137	\$ 2,006.02	-2.82%	\$ 4,406.79	\$ 4,348.63	-1.32%	\$ 7,071.42	\$ 7,013.26	-0.82%
MGS-S Customer 10138	\$ 3,042.49	-3.35%	\$ 8,334.16	\$ 8,228.74	-1.26%	\$ 30,342.03	\$ 30,236.61	-0.35%
MGS-S Customer 10139	\$ 1,841.34	-2.73%	\$ 4,013.86	\$ 3,962.23	-1.29%	\$ 11,517.33	\$ 11,465.70	-0.45%
MGS-S Customer 10140	\$ 1,697.46	-2.63%	\$ 3,536.06	\$ 3,490.28	-1.29%	\$ 9,024.37	\$ 8,978.59	-0.51%
MGS-S Customer 10141	\$ 3,525.64	-3.28%	\$ 9,350.44	\$ 9,230.74	-1.28%	\$ 28,901.98	\$ 28,782.28	-0.41%
MGS-S Customer 10142	\$ 1,625.24	-2.57%	\$ 3,380.82	\$ 3,337.93	-1.27%	\$ 11,898.95	\$ 11,856.06	-0.36%
MGS-S Customer 10143	\$ 1,424.55	-2.38%	\$ 2,671.74	\$ 2,636.98	-1.30%	\$ 6,211.86	\$ 6,177.10	-0.56%
MGS-S Customer 10144	\$ 1,869.99	-2.75%	\$ 4,072.72	\$ 4,019.93	-1.30%	\$ 10,218.28	\$ 10,165.49	-0.52%
MGS-S Customer 10145	\$ 2,113.62	-3.11%	\$ 5,360.99	\$ 5,293.14	-1.27%	\$ 19,337.04	\$ 19,269.19	-0.35%
MGS-S Customer 10146	\$ 2,533.39	-3.05%	\$ 6,137.88	\$ 6,058.21	-1.30%	\$ 15,047.02	\$ 14,967.35	-0.53%
MGS-S Customer 10147	\$ 4,349.36	-3.40%	\$ 11,706.68	\$ 11,553.52	-1.31%	\$ 24,284.82	\$ 24,131.66	-0.63%
MGS-S Customer 10148	\$ 1,425.74	-2.38%	\$ 2,720.27	\$ 2,685.48	-1.28%	\$ 8,488.30	\$ 8,453.51	-0.41%
MGS-S Customer 10149	\$ 2,924.37	-3.16%	\$ 7,611.76	\$ 7,516.35	-1.25%	\$ 30,975.02	\$ 30,879.61	-0.31%
MGS-S Customer 10150	\$ 2,195.40	-3.15%	\$ 5,501.46	\$ 5,430.09	-1.30%	\$ 13,714.85	\$ 13,643.48	-0.52%
MGS-S Customer 10151	\$ 20,666.45	-3.84%	\$ 64,332.63	\$ 63,506.57	-1.28%	\$ 279,194.03	\$ 278,367.97	-0.30%
MGS-S Customer 10152	\$ 1,866.10	-3.01%	\$ 4,494.88	\$ 4,436.97	-1.29%	\$ 12,542.36	\$ 12,484.45	-0.46%
MGS-S Customer 10153	\$ 3,260.19	-3.39%	\$ 8,845.59	\$ 8,731.18	-1.29%	\$ 23,216.99	\$ 23,102.58	-0.49%
MGS-S Customer 10154	\$ 1,891.22	-3.03%	\$ 4,677.60	\$ 4,618.60	-1.26%	\$ 17,771.53	\$ 17,712.53	-0.33%
MGS-S Customer 10155	\$ 4,107.01	-3.37%	\$ 11,349.28	\$ 11,206.07	-1.26%	\$ 42,707.80	\$ 42,564.59	-0.34%
MGS-S Customer 10156	\$ 2,683.66	-3.09%	\$ 6,713.34	\$ 6,627.66	-1.28%	\$ 21,740.27	\$ 21,654.59	-0.39%
MGS-S Customer 10157	\$ 2,267.05	-3.15%	\$ 5,689.54	\$ 5,615.84	-1.30%	\$ 13,911.95	\$ 13,838.25	-0.53%

Internal Use

Customer	Distribution 8/25 Prices	Distribution % Difference	Delivery 1/25 Prices	Delivery 8/25 Prices	Delivery % Difference	Bundled 1/25 Prices	Bundled 8/25 Prices	Bundled % Difference
MGS-S Customer 10158	\$ 2,698.31	-3.26%	\$ 7,042.21	\$ 6,951.24	-1.29%	\$ 18,061.80	\$ 17,970.83	-0.50%
MGS-S Customer 10159	\$ 4,516.66	-3.53%	\$ 12,889.00	\$ 12,723.93	-1.28%	\$ 39,599.27	\$ 39,434.20	-0.42%
MGS-S Customer 10160	\$ 2,172.25	-3.13%	\$ 5,377.76	\$ 5,307.55	-1.31%	\$ 11,511.43	\$ 11,441.22	-0.61%
MGS-S Customer 10161	\$ 2,397.80	-3.00%	\$ 5,707.76	\$ 5,633.50	-1.30%	\$ 13,445.70	\$ 13,371.44	-0.55%
MGS-S Customer 10162	\$ 1,602.79	-2.85%	\$ 3,601.18	\$ 3,554.19	-1.30%	\$ 7,527.28	\$ 7,480.29	-0.62%
MGS-S Customer 10163	\$ 2,088.65	-3.09%	\$ 5,128.02	\$ 5,061.46	-1.30%	\$ 12,107.24	\$ 12,040.68	-0.55%
MGS-S Customer 10164	\$ 6,755.22	-3.58%	\$ 19,934.99	\$ 19,684.52	-1.26%	\$ 79,205.84	\$ 78,955.37	-0.32%
MGS-S Customer 10165	\$ 1,857.22	-3.00%	\$ 4,440.32	\$ 4,382.81	-1.30%	\$ 11,232.50	\$ 11,174.99	-0.51%
MGS-S Customer 10166	\$ 4,228.19	-3.39%	\$ 11,825.53	\$ 11,677.38	-1.25%	\$ 48,472.17	\$ 48,324.02	-0.31%
MGS-S Customer 10167	\$ 1,975.86	-2.81%	\$ 4,341.84	\$ 4,284.68	-1.32%	\$ 7,768.72	\$ 7,711.56	-0.74%
MGS-S Customer 10168	\$ 6,064.57	-3.55%	\$ 17,360.24	\$ 17,136.96	-1.29%	\$ 50,981.18	\$ 50,757.90	-0.44%
MGS-S Customer 10169	\$ 1,930.58	-2.78%	\$ 4,195.65	\$ 4,140.54	-1.31%	\$ 7,698.97	\$ 7,643.86	-0.72%
MGS-S Customer 10170	\$ 4,521.09	-3.42%	\$ 12,362.57	\$ 12,202.57	-1.29%	\$ 31,914.91	\$ 31,754.91	-0.50%
MGS-S Customer 10171	\$ 1,958.10	-2.79%	\$ 4,419.45	\$ 4,363.34	-1.27%	\$ 15,102.30	\$ 15,046.19	-0.37%
MGS-S Customer 10172	\$ 3,299.93	-3.24%	\$ 8,655.29	\$ 8,544.65	-1.28%	\$ 27,410.07	\$ 27,299.43	-0.40%
MGS-S Customer 10173	\$ 1,801.51	-2.98%	\$ 4,347.03	\$ 4,291.78	-1.27%	\$ 14,830.72	\$ 14,775.47	-0.37%
MGS-S Customer 10174	\$ 2,648.67	-3.08%	\$ 6,580.18	\$ 6,495.88	-1.28%	\$ 20,169.67	\$ 20,085.37	-0.42%
MGS-S Customer 10175	\$ 850.47	-1.34%	\$ 1,050.63	\$ 1,039.12	-1.10%	\$ 10,297.87	\$ 10,286.36	-0.11%
MGS-S Customer 10176	\$ 2,262.04	-2.95%	\$ 5,266.34	\$ 5,197.68	-1.30%	\$ 11,771.03	\$ 11,702.37	-0.58%
MGS-S Customer 10177	\$ 3,068.51	-3.19%	\$ 7,940.34	\$ 7,839.15	-1.27%	\$ 26,181.39	\$ 26,080.20	-0.39%
MGS-S Customer 10178	\$ 2,012.48	-3.08%	\$ 4,920.35	\$ 4,856.48	-1.30%	\$ 12,027.55	\$ 11,963.68	-0.53%
MGS-S Customer 10179	\$ 1,644.02	-2.58%	\$ 3,376.15	\$ 3,332.55	-1.29%	\$ 8,997.92	\$ 8,954.32	-0.48%
MGS-S Customer 10180	\$ 2,064.43	-2.85%	\$ 4,745.54	\$ 4,684.91	-1.28%	\$ 15,103.66	\$ 15,043.03	-0.40%
MGS-S Customer 10181	\$ 19,150.68	-3.78%	\$ 58,452.54	\$ 57,700.38	-1.29%	\$ 167,414.37	\$ 166,662.21	-0.45%
MGS-S Customer 10182	\$ 866.42	-1.98%	\$ 1,320.82	\$ 1,303.30	-1.33%	\$ 1,878.66	\$ 1,861.14	-0.93%
MGS-S Customer 10183	\$ 1,884.71	-3.02%	\$ 4,601.39	\$ 4,542.68	-1.28%	\$ 14,994.58	\$ 14,935.87	-0.39%
MGS-S Customer 10184	\$ 1,705.05	-2.92%	\$ 3,961.98	\$ 3,910.63	-1.30%	\$ 9,896.83	\$ 9,845.48	-0.52%
MGS-S Customer 10185	\$ 11,285.94	-3.78%	\$ 33,367.49	\$ 32,923.54	-1.33%	\$ 108,141.63	\$ 107,697.68	-0.41%
MGS-S Customer 10186	\$ 2,001.38	-2.83%	\$ 4,454.65	\$ 4,396.45	-1.31%	\$ 9,610.23	\$ 9,552.03	-0.61%
MGS-S Customer 10187	\$ 2,616.21	-3.08%	\$ 6,447.73	\$ 6,364.68	-1.29%	\$ 18,211.52	\$ 18,128.47	-0.46%
MGS-S Customer 10188	\$ 5,748.34	-3.53%	\$ 16,137.84	\$ 15,927.55	-1.30%	\$ 37,198.92	\$ 36,988.63	-0.57%
MGS-S Customer 10189	\$ 3,169.94	-3.38%	\$ 8,492.25	\$ 8,381.23	-1.31%	\$ 18,282.36	\$ 18,171.34	-0.61%
MGS-S Customer 10190	\$ 2,620.33	-3.26%	\$ 6,981.20	\$ 6,892.75	-1.27%	\$ 25,035.43	\$ 24,946.98	-0.35%
MGS-S Customer 10191	\$ 4,985.16	-3.46%	\$ 14,224.31	\$ 14,045.39	-1.26%	\$ 55,855.13	\$ 55,676.21	-0.32%
MGS-S Customer 10192	\$ 2,235.28	-2.93%	\$ 5,383.84	\$ 5,316.30	-1.25%	\$ 21,706.18	\$ 21,638.64	-0.31%
MGS-S Customer 10193	\$ 1,387.46	-2.70%	\$ 2,995.06	\$ 2,956.50	-1.29%	\$ 8,455.26	\$ 8,416.70	-0.46%
MGS-S Customer 10194	\$ 3,232.91	-3.23%	\$ 8,508.08	\$ 8,400.27	-1.27%	\$ 30,282.16	\$ 30,174.35	-0.36%
MGS-S Customer 10195	\$ 1,979.73	-2.81%	\$ 4,431.60	\$ 4,374.41	-1.29%	\$ 11,991.28	\$ 11,934.09	-0.48%
MGS-S Customer 10196	\$ 2,429.66	-3.22%	\$ 6,220.67	\$ 6,139.94	-1.30%	\$ 15,254.24	\$ 15,173.51	-0.53%
MGS-S Customer 10197	\$ 7,747.58	-3.62%	\$ 23,368.81	\$ 23,078.06	-1.24%	\$ 103,488.66	\$ 103,197.91	-0.28%

Customer	Distribution 8/25 Prices	Distribution % Difference	Delivery 1/25 Prices	Delivery 8/25 Prices	Delivery % Difference	Bundled 1/25 Prices	Bundled 8/25 Prices	Bundled % Difference
MGS-S Customer 10198	\$ 2,460.27	-3.02%	\$ 6,010.31	\$ 5,933.61	-1.28%	\$ 19,529.99	\$ 19,453.29	-0.39%
MGS-S Customer 10199	\$ 7,676.37	-3.62%	\$ 22,245.23	\$ 21,957.02	-1.30%	\$ 57,017.95	\$ 56,729.74	-0.51%
MGS-S Customer 10200	\$ 2,396.78	-2.99%	\$ 5,667.20	\$ 5,593.25	-1.30%	\$ 12,239.65	\$ 12,165.70	-0.60%
MGS-S Customer 10201	\$ 1,723.02	-2.65%	\$ 3,635.13	\$ 3,588.31	-1.29%	\$ 10,181.75	\$ 10,134.93	-0.46%
MGS-S Customer 10202	\$ 1,777.76	-2.69%	\$ 3,824.12	\$ 3,775.04	-1.28%	\$ 11,392.95	\$ 11,343.87	-0.43%
MGS-S Customer 10203	\$ 7,836.02	-3.62%	\$ 22,739.32	\$ 22,444.99	-1.29%	\$ 58,883.20	\$ 58,588.87	-0.50%
MGS-S Customer 10204	\$ 2,422.75	-3.21%	\$ 6,412.99	\$ 6,332.70	-1.25%	\$ 26,278.76	\$ 26,198.47	-0.31%
MGS-S Customer 10205	\$ 3,385.71	-3.41%	\$ 9,450.43	\$ 9,331.03	-1.26%	\$ 35,071.43	\$ 34,952.03	-0.34%
MGS-S Customer 10206	\$ 3,692.69	-3.31%	\$ 9,691.55	\$ 9,564.96	-1.31%	\$ 20,861.51	\$ 20,734.92	-0.61%
MGS-S Customer 10207	\$ 2,088.97	-2.87%	\$ 4,803.57	\$ 4,741.92	-1.28%	\$ 14,294.31	\$ 14,232.66	-0.43%
MGS-S Customer 10208	\$ 3,892.87	-3.47%	\$ 10,799.81	\$ 10,659.98	-1.29%	\$ 27,582.86	\$ 27,443.03	-0.51%
MGS-S Customer 10209	\$ 2,218.73	-2.93%	\$ 5,199.84	\$ 5,132.94	-1.29%	\$ 14,880.26	\$ 14,813.36	-0.45%
MGS-S Customer 10210	\$ 5,217.58	-3.48%	\$ 14,840.92	\$ 14,652.77	-1.27%	\$ 52,666.76	\$ 52,478.61	-0.36%
MGS-S Customer 10211	\$ 1,816.75	-2.99%	\$ 4,218.22	\$ 4,162.23	-1.33%	\$ 5,847.28	\$ 5,791.29	-0.96%
MGS-S Customer 10212	\$ 1,788.09	-2.97%	\$ 4,237.54	\$ 4,182.87	-1.29%	\$ 11,433.52	\$ 11,378.85	-0.48%
MGS-S Customer 10213	\$ 2,587.50	-3.26%	\$ 6,619.86	\$ 6,532.69	-1.32%	\$ 11,683.23	\$ 11,596.06	-0.75%
MGS-S Customer 10214	\$ 4,328.66	-3.40%	\$ 11,811.55	\$ 11,659.07	-1.29%	\$ 32,214.47	\$ 32,061.99	-0.47%
MGS-S Customer 10215	\$ 1,680.20	-2.62%	\$ 3,503.29	\$ 3,458.15	-1.29%	\$ 9,792.36	\$ 9,747.22	-0.46%
MGS-S Customer 10216	\$ 3,862.22	-3.34%	\$ 10,514.80	\$ 10,381.48	-1.27%	\$ 37,243.36	\$ 37,110.04	-0.36%
MGS-S Customer 10217	\$ 8,822.41	-3.65%	\$ 26,481.05	\$ 26,147.07	-1.26%	\$ 100,441.64	\$ 100,107.66	-0.33%
MGS-S Customer 10218	\$ 2,210.84	-2.93%	\$ 5,204.18	\$ 5,137.54	-1.28%	\$ 16,123.22	\$ 16,056.58	-0.41%
MGS-S Customer 10219	\$ 25,375.72	-4.19%	\$ 71,237.38	\$ 70,126.63	-1.56%	\$ 196,849.71	\$ 195,738.96	-0.56%
MGS-S Customer 10220	\$ 8,281.20	-3.74%	\$ 24,260.47	\$ 23,938.44	-1.33%	\$ 98,198.20	\$ 97,876.17	-0.33%
MGS-S Customer 10221	\$ 1,609.71	-2.86%	\$ 3,683.33	\$ 3,635.86	-1.29%	\$ 10,132.37	\$ 10,084.90	-0.47%
MGS-S Customer 10222	\$ 14,837.35	-3.74%	\$ 45,076.71	\$ 44,499.74	-1.28%	\$ 139,595.62	\$ 139,018.65	-0.41%
MGS-S Customer 10223	\$ 3,093.27	-3.37%	\$ 8,422.64	\$ 8,314.82	-1.28%	\$ 26,430.59	\$ 26,322.77	-0.41%
MGS-S Customer 10224	\$ 2,493.03	-3.03%	\$ 6,060.14	\$ 5,982.17	-1.29%	\$ 17,309.63	\$ 17,231.66	-0.45%
MGS-S Customer 10225	\$ 3,324.74	-3.25%	\$ 8,870.99	\$ 8,759.33	-1.26%	\$ 34,479.08	\$ 34,367.42	-0.32%
MGS-S Customer 10226	\$ 5,046.58	-3.53%	\$ 14,047.88	\$ 13,863.26	-1.31%	\$ 46,658.73	\$ 46,474.11	-0.40%
MGS-S Customer 10227	\$ 2,508.87	-3.23%	\$ 6,489.05	\$ 6,405.20	-1.29%	\$ 17,169.96	\$ 17,086.11	-0.49%
MGS-S Customer 10228	\$ 5,526.72	-3.59%	\$ 15,687.45	\$ 15,481.79	-1.31%	\$ 30,486.88	\$ 30,281.22	-0.67%
MGS-S Customer 10229	\$ 3,864.94	-3.34%	\$ 10,233.48	\$ 10,099.91	-1.31%	\$ 22,415.24	\$ 22,281.67	-0.60%
MGS-S Customer 10230	\$ 2,224.49	-2.93%	\$ 5,205.08	\$ 5,138.04	-1.29%	\$ 14,519.85	\$ 14,452.81	-0.46%
MGS-S Customer 10231	\$ 2,077.09	-3.10%	\$ 5,224.45	\$ 5,158.02	-1.27%	\$ 17,791.17	\$ 17,724.74	-0.37%
MGS-S Customer 10232	\$ 2,035.12	-2.84%	\$ 4,640.86	\$ 4,581.35	-1.28%	\$ 14,060.87	\$ 14,001.36	-0.42%
MGS-S Customer 10233	\$ 2,858.96	-3.31%	\$ 7,745.35	\$ 7,647.42	-1.26%	\$ 28,273.85	\$ 28,175.92	-0.35%
MGS-S Customer 10234	\$ 2,972.72	-3.17%	\$ 7,657.79	\$ 7,560.47	-1.27%	\$ 26,244.49	\$ 26,147.17	-0.37%
MGS-S Customer 10235	\$ 5,949.98	-3.53%	\$ 17,344.96	\$ 17,127.28	-1.26%	\$ 69,558.89	\$ 69,341.21	-0.31%
MGS-S Customer 10236	\$ 3,165.80	-3.39%	\$ 7,697.74	\$ 7,586.65	-1.44%	\$ 17,396.44	\$ 17,285.35	-0.64%
MGS-S Customer 10237	\$ 2,850.48	-3.30%	\$ 7,598.94	\$ 7,501.77	-1.28%	\$ 23,221.07	\$ 23,123.90	-0.42%

Customer	Distribution 8/25 Prices	Distribution % Difference	Delivery 1/25 Prices	Delivery 8/25 Prices	Delivery % Difference	Bundled 1/25 Prices	Bundled 8/25 Prices	Bundled % Difference
MGS-S Customer 10238	\$ 7,813.89	-3.62%	\$ 22,118.11	\$ 21,824.45	-1.33%	\$ 30,564.48	\$ 30,270.82	-0.96%
MGS-S Customer 10239	\$ 2,444.92	-3.22%	\$ 6,340.93	\$ 6,259.64	-1.28%	\$ 19,140.40	\$ 19,059.11	-0.42%
MGS-S Customer 10240	\$ 6,260.10	-3.55%	\$ 18,010.25	\$ 17,779.94	-1.28%	\$ 56,640.51	\$ 56,410.20	-0.41%
MGS-S Customer 10241	\$ 2,842.30	-3.32%	\$ 7,700.50	\$ 7,603.04	-1.27%	\$ 28,011.32	\$ 27,913.86	-0.35%
MGS-S Customer 10242	\$ 2,073.43	-2.86%	\$ 4,779.06	\$ 4,718.11	-1.28%	\$ 15,545.90	\$ 15,484.95	-0.39%
MGS-S Customer 10243	\$ 1,502.19	-2.79%	\$ 3,232.35	\$ 3,189.26	-1.33%	\$ 3,592.62	\$ 3,549.53	-1.20%
MGS-S Customer 10244	\$ 6,306.98	-3.55%	\$ 18,637.24	\$ 18,404.95	-1.25%	\$ 80,860.66	\$ 80,628.37	-0.29%
MGS-S Customer 10245	\$ 715.39	-1.56%	\$ 852.76	\$ 841.39	-1.33%	\$ 950.00	\$ 938.63	-1.20%
MGS-S Customer 10246	\$ 2,841.95	-3.14%	\$ 7,158.10	\$ 7,066.07	-1.29%	\$ 20,622.93	\$ 20,530.90	-0.45%
MGS-S Customer 10247	\$ 5,089.83	-3.47%	\$ 14,147.44	\$ 13,964.47	-1.29%	\$ 36,936.19	\$ 36,753.22	-0.50%
MGS-S Customer 10248	\$ 974.67	-1.67%	\$ 1,259.69	\$ 1,243.12	-1.32%	\$ 2,265.90	\$ 2,249.33	-0.73%
MGS-S Customer 10249	\$ 1,396.75	-2.70%	\$ 2,972.45	\$ 2,933.76	-1.30%	\$ 6,554.16	\$ 6,515.47	-0.59%
MGS-S Customer 10250	\$ 1,502.13	-2.79%	\$ 3,341.23	\$ 3,298.09	-1.29%	\$ 8,918.10	\$ 8,874.96	-0.48%
MGS-S Customer 10251	\$ 1,825.47	-2.99%	\$ 4,311.58	\$ 4,255.25	-1.31%	\$ 9,229.49	\$ 9,173.16	-0.61%
MGS-S Customer 10252	\$ 1,752.78	-2.95%	\$ 4,137.43	\$ 4,084.15	-1.29%	\$ 11,567.54	\$ 11,514.26	-0.46%
MGS-S Customer 10253	\$ 2,282.19	-3.17%	\$ 5,912.98	\$ 5,838.28	-1.26%	\$ 21,903.84	\$ 21,829.14	-0.34%
MGS-S Customer 10254	\$ 1,980.68	-3.06%	\$ 4,900.36	\$ 4,837.79	-1.28%	\$ 15,790.94	\$ 15,728.37	-0.40%
MGS-S Customer 10255	\$ 2,322.11	-2.97%	\$ 5,587.33	\$ 5,516.32	-1.27%	\$ 19,122.55	\$ 19,051.54	-0.37%
MGS-S Customer 10256	\$ 2,130.20	-3.12%	\$ 5,292.85	\$ 5,224.17	-1.30%	\$ 13,081.06	\$ 13,012.38	-0.53%
MGS-S Customer 10257	\$ 2,468.36	-3.02%	\$ 5,918.28	\$ 5,841.38	-1.30%	\$ 14,071.56	\$ 13,994.66	-0.55%
MGS-S Customer 10258	\$ 11,114.34	-3.70%	\$ 34,226.53	\$ 33,799.49	-1.25%	\$ 147,183.02	\$ 146,755.98	-0.29%
MGS-S Customer 10259	\$ 4,636.35	-3.43%	\$ 12,831.51	\$ 12,666.88	-1.28%	\$ 38,350.47	\$ 38,185.84	-0.43%
MGS-S Customer 10260	\$ 4,288.74	-3.40%	\$ 11,676.96	\$ 11,526.15	-1.29%	\$ 31,540.56	\$ 31,389.75	-0.48%
MGS-S Customer 10261	\$ 8,539.31	-3.64%	\$ 25,939.21	\$ 25,616.62	-1.24%	\$ 115,119.72	\$ 114,797.13	-0.28%
MGS-S Customer 10262	\$ 1,831.20	-3.00%	\$ 4,330.15	\$ 4,273.60	-1.31%	\$ 9,356.84	\$ 9,300.29	-0.60%
MGS-S Customer 10263	\$ 2,793.77	-3.28%	\$ 7,327.46	\$ 7,232.65	-1.29%	\$ 18,232.78	\$ 18,137.97	-0.52%
MGS-S Customer 10264	\$ 8,914.69	-3.65%	\$ 26,240.84	\$ 25,903.00	-1.29%	\$ 74,423.54	\$ 74,085.70	-0.45%
MGS-S Customer 10265	\$ 3,575.75	-3.29%	\$ 9,648.47	\$ 9,526.68	-1.26%	\$ 36,221.63	\$ 36,099.84	-0.34%
MGS-S Customer 10266	\$ 2,553.02	-3.25%	\$ 6,781.15	\$ 6,695.47	-1.26%	\$ 25,098.64	\$ 25,012.96	-0.34%
MGS-S Customer 10267	\$ 2,648.47	-3.09%	\$ 6,620.04	\$ 6,535.72	-1.27%	\$ 22,127.10	\$ 22,042.78	-0.38%
MGS-S Customer 10268	\$ 3,429.72	-3.27%	\$ 8,924.89	\$ 8,809.01	-1.30%	\$ 21,699.57	\$ 21,583.69	-0.53%
MGS-S Customer 10269	\$ 5,124.87	-3.48%	\$ 14,522.01	\$ 14,337.45	-1.27%	\$ 50,069.67	\$ 49,885.11	-0.37%
MGS-S Customer 10270	\$ 2,508.87	-3.04%	\$ 6,031.04	\$ 5,952.32	-1.31%	\$ 13,248.96	\$ 13,170.24	-0.59%
MGS-S Customer 10271	\$ 1,784.07	-2.97%	\$ 4,160.51	\$ 4,105.95	-1.31%	\$ 8,076.44	\$ 8,021.88	-0.68%
MGS-S Customer 10272	\$ 4,037.96	-3.36%	\$ 11,091.94	\$ 10,951.45	-1.27%	\$ 39,887.30	\$ 39,746.81	-0.35%
MGS-S Customer 10273	\$ 3,388.56	-3.27%	\$ 8,866.84	\$ 8,752.28	-1.29%	\$ 24,028.37	\$ 23,913.81	-0.48%
MGS-S Customer 10274	\$ 4,058.88	-3.49%	\$ 11,559.69	\$ 11,412.94	-1.27%	\$ 40,483.48	\$ 40,336.73	-0.36%
MGS-S Customer 10275	\$ 1,317.43	-2.65%	\$ 2,807.97	\$ 2,772.16	-1.28%	\$ 9,288.55	\$ 9,252.74	-0.39%
MGS-S Customer 10276	\$ 2,084.58	-3.10%	\$ 5,235.06	\$ 5,168.34	-1.27%	\$ 17,253.66	\$ 17,186.94	-0.39%
MGS-S Customer 10277	\$ 1,681.30	-2.91%	\$ 3,950.70	\$ 3,900.27	-1.28%	\$ 12,717.58	\$ 12,667.15	-0.40%

Internal Use

Customer	Distribution 8/25 Prices	Distribution % Difference	Delivery 1/25 Prices	Delivery 8/25 Prices	Delivery % Difference	Bundled 1/25 Prices	Bundled 8/25 Prices	Bundled % Difference
MGS-S Customer 10278	\$ 4,978.90	-3.46%	\$ 14,031.71	\$ 13,853.05	-1.27%	\$ 47,177.31	\$ 46,998.65	-0.38%
MGS-S Customer 10279	\$ 1,380.75	-2.68%	\$ 2,929.75	\$ 2,891.67	-1.30%	\$ 6,707.19	\$ 6,669.11	-0.57%
MGS-S Customer 10280	\$ 1,810.06	-2.98%	\$ 4,297.39	\$ 4,241.77	-1.29%	\$ 11,047.06	\$ 10,991.44	-0.50%
MGS-S Customer 10281	\$ 1,956.03	-2.80%	\$ 4,301.70	\$ 4,245.41	-1.31%	\$ 8,881.39	\$ 8,825.10	-0.63%
MGS-S Customer 10282	\$ 1,439.25	-2.75%	\$ 3,149.75	\$ 3,109.10	-1.29%	\$ 8,522.54	\$ 8,481.89	-0.48%
MGS-S Customer 10283	\$ 2,392.78	-3.00%	\$ 5,738.35	\$ 5,664.42	-1.29%	\$ 16,035.79	\$ 15,961.86	-0.46%
MGS-S Customer 10284	\$ 2,026.57	-3.08%	\$ 5,014.56	\$ 4,950.11	-1.29%	\$ 14,627.11	\$ 14,562.66	-0.44%
MGS-S Customer 10285	\$ 2,940.80	-3.17%	\$ 7,365.31	\$ 7,269.16	-1.31%	\$ 16,064.55	\$ 15,968.40	-0.60%
MGS-S Customer 10286	\$ 1,648.19	-2.59%	\$ 3,378.85	\$ 3,335.07	-1.30%	\$ 8,496.15	\$ 8,452.37	-0.52%
MGS-S Customer 10287	\$ 2,523.70	-3.05%	\$ 6,239.63	\$ 6,160.33	-1.27%	\$ 21,523.54	\$ 21,444.24	-0.37%
MGS-S Customer 10288	\$ 2,766.07	-3.12%	\$ 6,971.18	\$ 6,882.17	-1.28%	\$ 22,417.00	\$ 22,327.99	-0.40%
MGS-S Customer 10289	\$ 3,851.88	-3.34%	\$ 10,615.99	\$ 10,482.99	-1.25%	\$ 43,584.26	\$ 43,451.26	-0.31%
MGS-S Customer 10290	\$ 9,108.88	-3.66%	\$ 26,702.22	\$ 26,356.13	-1.30%	\$ 67,745.73	\$ 67,399.64	-0.51%
MGS-S Customer 10291	\$ 2,394.37	-2.99%	\$ 5,660.70	\$ 5,586.88	-1.30%	\$ 12,372.09	\$ 12,298.27	-0.60%
MGS-S Customer 10292	\$ 2,362.71	-2.99%	\$ 5,610.08	\$ 5,537.36	-1.30%	\$ 14,071.53	\$ 13,998.81	-0.52%
MGS-S Customer 10293	\$ 2,530.07	-3.18%	\$ 5,924.13	\$ 5,841.14	-1.40%	\$ 15,750.81	\$ 15,667.82	-0.53%
MGS-S Customer 10294	\$ 990.52	-1.71%	\$ 1,305.50	\$ 1,288.29	-1.32%	\$ 2,199.04	\$ 2,181.83	-0.78%
MGS-S Customer 10295	\$ 1,192.03	-2.50%	\$ 2,365.82	\$ 2,335.23	-1.29%	\$ 6,122.24	\$ 6,091.65	-0.50%
MGS-S Customer 10296	\$ 2,779.73	-3.12%	\$ 6,960.54	\$ 6,870.91	-1.29%	\$ 19,684.94	\$ 19,595.31	-0.46%
MGS-S Customer 10297	\$ 1,485.14	-2.77%	\$ 3,249.14	\$ 3,206.78	-1.30%	\$ 7,055.72	\$ 7,013.36	-0.60%
MGS-S Customer 10298	\$ 2,125.93	-2.88%	\$ 4,991.58	\$ 4,928.46	-1.26%	\$ 18,275.53	\$ 18,212.41	-0.35%
MGS-S Customer 10299	\$ 1,907.69	-3.03%	\$ 4,649.15	\$ 4,589.52	-1.28%	\$ 14,010.77	\$ 13,951.14	-0.43%
MGS-S Customer 10300	\$ 1,901.21	-3.03%	\$ 4,636.22	\$ 4,576.85	-1.28%	\$ 14,320.41	\$ 14,261.04	-0.41%
MGS-S Customer 10301	\$ 2,675.85	-3.28%	\$ 7,236.93	\$ 7,146.22	-1.25%	\$ 29,541.20	\$ 29,450.49	-0.31%
MGS-S Customer 10302	\$ 3,077.15	-3.20%	\$ 8,066.64	\$ 7,964.96	-1.26%	\$ 30,890.46	\$ 30,788.78	-0.33%
MGS-S Customer 10303	\$ 3,935.21	-3.34%	\$ 10,525.04	\$ 10,388.87	-1.29%	\$ 27,170.97	\$ 27,034.80	-0.50%
MGS-S Customer 10304	\$ 2,632.70	-3.27%	\$ 6,988.56	\$ 6,899.62	-1.27%	\$ 23,556.33	\$ 23,467.39	-0.38%
MGS-S Customer 10305	\$ 8,490.58	-3.66%	\$ 25,126.08	\$ 24,803.65	-1.28%	\$ 88,638.40	\$ 88,315.97	-0.36%
MGS-S Customer 10306	\$ 1,979.47	-2.81%	\$ 4,411.20	\$ 4,354.01	-1.30%	\$ 10,983.65	\$ 10,926.46	-0.52%
MGS-S Customer 10307	\$ 4,224.29	-3.38%	\$ 11,627.45	\$ 11,479.78	-1.27%	\$ 39,909.99	\$ 39,762.32	-0.37%
MGS-S Customer 10308	\$ 1,827.27	-2.71%	\$ 3,981.77	\$ 3,930.85	-1.28%	\$ 12,363.58	\$ 12,312.66	-0.41%
MGS-S Customer 10309	\$ 1,961.49	-2.80%	\$ 4,343.31	\$ 4,286.87	-1.30%	\$ 10,323.87	\$ 10,267.43	-0.55%
MGS-S Customer 10310	\$ 1,610.92	-2.55%	\$ 3,245.14	\$ 3,202.94	-1.30%	\$ 7,514.26	\$ 7,472.06	-0.56%
MGS-S Customer 10311	\$ 6,855.81	-3.59%	\$ 19,714.95	\$ 19,459.97	-1.29%	\$ 52,202.40	\$ 51,947.42	-0.49%
MGS-S Customer 10312	\$ 2,311.83	-2.97%	\$ 5,372.87	\$ 5,302.18	-1.32%	\$ 9,662.10	\$ 9,591.41	-0.73%
MGS-S Customer 10313	\$ 2,087.65	-3.11%	\$ 5,287.20	\$ 5,220.30	-1.27%	\$ 19,242.68	\$ 19,175.78	-0.35%
MGS-S Customer 10314	\$ 3,273.30	-3.24%	\$ 8,463.06	\$ 8,353.49	-1.29%	\$ 21,733.07	\$ 21,623.50	-0.50%
MGS-S Customer 10315	\$ 2,608.59	-3.07%	\$ 6,397.48	\$ 6,314.90	-1.29%	\$ 17,220.53	\$ 17,137.95	-0.48%
MGS-S Customer 10316	\$ 2,079.51	-2.85%	\$ 4,687.19	\$ 4,626.13	-1.30%	\$ 10,404.94	\$ 10,343.88	-0.59%
MGS-S Customer 10317	\$ 1,859.60	-2.73%	\$ 3,955.74	\$ 3,903.58	-1.32%	\$ 6,426.81	\$ 6,374.65	-0.81%

Customer	Distribution 8/25 Prices	Distribution % Difference	Delivery 1/25 Prices	Delivery 8/25 Prices	Delivery % Difference	Bundled 1/25 Prices	Bundled 8/25 Prices	Bundled % Difference
MGS-S Customer 10318	\$ 1,859.15	-3.00%	\$ 4,490.74	\$ 4,433.18	-1.28%	\$ 13,531.28	\$ 13,473.72	-0.43%
MGS-S Customer 10319	\$ 1,733.57	-2.95%	\$ 4,080.62	\$ 4,028.01	-1.29%	\$ 11,311.22	\$ 11,258.61	-0.47%
MGS-S Customer 10320	\$ 20,678.59	-4.07%	\$ 59,281.50	\$ 58,403.26	-1.48%	\$ 178,229.98	\$ 177,351.74	-0.49%
MGS-S Customer 10321	\$ 4,426.86	-3.41%	\$ 12,044.85	\$ 11,888.52	-1.30%	\$ 29,632.31	\$ 29,475.98	-0.53%
MGS-S Customer 10322	\$ 6,880.91	-3.59%	\$ 20,219.76	\$ 19,963.81	-1.27%	\$ 73,832.27	\$ 73,576.32	-0.35%
MGS-S Customer 10323	\$ 4,303.31	-3.39%	\$ 11,857.31	\$ 11,706.14	-1.27%	\$ 38,960.65	\$ 38,809.48	-0.39%
MGS-S Customer 10324	\$ 1,700.56	-2.93%	\$ 3,905.16	\$ 3,853.81	-1.31%	\$ 7,254.57	\$ 7,203.22	-0.71%
MGS-S Customer 10325	\$ 7,343.66	-3.60%	\$ 21,723.63	\$ 21,449.06	-1.26%	\$ 80,683.68	\$ 80,409.11	-0.34%
MGS-S Customer 10326	\$ 5,872.17	-3.53%	\$ 16,856.75	\$ 16,642.07	-1.27%	\$ 56,309.71	\$ 56,095.03	-0.38%
MGS-S Customer 10327	\$ 1,609.65	-2.56%	\$ 3,276.79	\$ 3,234.52	-1.29%	\$ 8,984.49	\$ 8,942.22	-0.47%
MGS-S Customer 10328	\$ 2,443.92	-3.02%	\$ 5,856.59	\$ 5,780.52	-1.30%	\$ 14,193.50	\$ 14,117.43	-0.54%
MGS-S Customer 10329	\$ 1,675.10	-2.92%	\$ 3,941.89	\$ 3,891.46	-1.28%	\$ 12,601.36	\$ 12,550.93	-0.40%
MGS-S Customer 10330	\$ 2,435.92	-3.01%	\$ 5,963.08	\$ 5,887.39	-1.27%	\$ 20,849.58	\$ 20,773.89	-0.36%
MGS-S Customer 10331	\$ 1,635.16	-2.87%	\$ 3,763.94	\$ 3,715.60	-1.28%	\$ 10,784.30	\$ 10,735.96	-0.45%
MGS-S Customer 10332	\$ 3,220.99	-3.23%	\$ 8,414.56	\$ 8,307.14	-1.28%	\$ 27,151.86	\$ 27,044.44	-0.40%
MGS-S Customer 10333	\$ 3,397.16	-3.26%	\$ 8,946.11	\$ 8,831.81	-1.28%	\$ 28,210.96	\$ 28,096.66	-0.41%
MGS-S Customer 10334	\$ 2,570.82	-3.26%	\$ 6,707.06	\$ 6,620.53	-1.29%	\$ 18,428.34	\$ 18,341.81	-0.47%
MGS-S Customer 10335	\$ 6,703.24	-3.57%	\$ 19,284.11	\$ 19,036.21	-1.29%	\$ 55,482.84	\$ 55,234.94	-0.45%
MGS-S Customer 10336	\$ 2,393.13	-3.21%	\$ 6,299.25	\$ 6,219.99	-1.26%	\$ 24,606.80	\$ 24,527.54	-0.32%
MGS-S Customer 10337	\$ 2,382.52	-2.99%	\$ 5,698.11	\$ 5,624.63	-1.29%	\$ 15,638.13	\$ 15,564.65	-0.47%
MGS-S Customer 10338	\$ 1,927.03	-3.04%	\$ 4,755.68	\$ 4,695.29	-1.27%	\$ 16,531.69	\$ 16,471.30	-0.37%
MGS-S Customer 10339	\$ 9,470.82	-3.67%	\$ 27,780.44	\$ 27,419.86	-1.30%	\$ 68,366.89	\$ 68,006.31	-0.53%
MGS-S Customer 10340	\$ 5,667.14	-3.51%	\$ 15,689.61	\$ 15,483.62	-1.31%	\$ 29,309.84	\$ 29,103.85	-0.70%
MGS-S Customer 10341	\$ 1,652.46	-2.88%	\$ 3,805.77	\$ 3,756.83	-1.29%	\$ 10,555.10	\$ 10,506.16	-0.46%
MGS-S Customer 10342	\$ 1,647.05	-2.89%	\$ 3,850.84	\$ 3,801.86	-1.27%	\$ 12,987.02	\$ 12,938.04	-0.38%
MGS-S Customer 10343	\$ 4,544.75	-3.42%	\$ 12,681.47	\$ 12,520.47	-1.27%	\$ 44,218.24	\$ 44,057.24	-0.36%
MGS-S Customer 10344	\$ 2,129.38	-2.89%	\$ 4,865.25	\$ 4,801.88	-1.30%	\$ 11,179.12	\$ 11,115.75	-0.57%
MGS-S Customer 10345	\$ 1,997.33	-2.81%	\$ 4,440.23	\$ 4,382.38	-1.30%	\$ 9,947.62	\$ 9,889.77	-0.58%
MGS-S Customer 10346	\$ 1,558.59	-2.51%	\$ 3,120.37	\$ 3,080.16	-1.29%	\$ 8,712.32	\$ 8,672.11	-0.46%
MGS-S Customer 10347	\$ 3,962.77	-3.35%	\$ 10,864.76	\$ 10,727.40	-1.26%	\$ 39,876.30	\$ 39,738.94	-0.34%
MGS-S Customer 10348	\$ 2,156.24	-2.90%	\$ 4,897.15	\$ 4,832.73	-1.32%	\$ 8,882.67	\$ 8,818.25	-0.73%
MGS-S Customer 10349	\$ 3,111.99	-3.36%	\$ 8,334.40	\$ 8,226.14	-1.30%	\$ 19,992.26	\$ 19,884.00	-0.54%
MGS-S Customer 10350	\$ 1,987.02	-2.81%	\$ 4,369.65	\$ 4,312.10	-1.32%	\$ 7,669.58	\$ 7,612.03	-0.75%
MGS-S Customer 10351	\$ 653.27	-1.34%	\$ 691.65	\$ 682.80	-1.28%	\$ 2,139.60	\$ 2,130.75	-0.41%
MGS-S Customer 10352	\$ 5,233.11	-3.49%	\$ 14,898.22	\$ 14,709.18	-1.27%	\$ 52,586.95	\$ 52,397.91	-0.36%
MGS-S Customer 10353	\$ 4,297.99	-3.39%	\$ 11,634.92	\$ 11,484.24	-1.30%	\$ 29,313.79	\$ 29,163.11	-0.51%
MGS-S Customer 10354	\$ 16,275.43	-3.80%	\$ 48,799.05	\$ 48,157.00	-1.32%	\$ 128,875.03	\$ 128,232.98	-0.50%
MGS-S Customer 10355	\$ 11,547.13	-3.71%	\$ 35,309.43	\$ 34,864.85	-1.26%	\$ 137,104.65	\$ 136,660.07	-0.32%
MGS-S Customer 10356	\$ 1,514.37	-2.80%	\$ 3,421.20	\$ 3,377.57	-1.28%	\$ 11,122.69	\$ 11,079.06	-0.39%
MGS-S Customer 10357	\$ 18,842.66	-3.77%	\$ 58,991.00	\$ 58,252.96	-1.25%	\$ 244,067.55	\$ 243,329.51	-0.30%

Internal Use

Customer	Distribution 8/25 Prices	Distribution % Difference	Delivery 1/25 Prices	Delivery 8/25 Prices	Delivery % Difference	Bundled 1/25 Prices	Bundled 8/25 Prices	Bundled % Difference
MGS-S Customer 10358	\$ 2,672.36	-3.28%	\$ 7,031.43	\$ 6,940.71	-1.29%	\$ 19,413.04	\$ 19,322.32	-0.47%
MGS-S Customer 10359	\$ 5,180.60	-3.48%	\$ 14,941.18	\$ 14,754.49	-1.25%	\$ 63,064.92	\$ 62,878.23	-0.30%
MGS-S Customer 10360	\$ 5,321.62	-3.58%	\$ 15,287.64	\$ 15,089.82	-1.29%	\$ 39,749.21	\$ 39,551.39	-0.50%
MGS-S Customer 10361	\$ 5,047.16	-3.46%	\$ 14,039.41	\$ 13,858.42	-1.29%	\$ 38,487.26	\$ 38,306.27	-0.47%
MGS-S Customer 10362	\$ 3,105.49	-3.20%	\$ 7,876.95	\$ 7,774.22	-1.30%	\$ 17,411.80	\$ 17,309.07	-0.59%
MGS-S Customer 10363	\$ 2,019.51	-2.83%	\$ 4,448.26	\$ 4,389.50	-1.32%	\$ 7,011.08	\$ 6,952.32	-0.84%
MGS-S Customer 10364	\$ 1,495.00	-2.78%	\$ 3,270.98	\$ 3,228.25	-1.31%	\$ 6,768.36	\$ 6,725.63	-0.63%
MGS-S Customer 10365	\$ 2,840.62	-3.14%	\$ 7,183.54	\$ 7,091.52	-1.28%	\$ 21,996.22	\$ 21,904.20	-0.42%
MGS-S Customer 10366	\$ 1,855.38	-3.01%	\$ 4,492.94	\$ 4,435.39	-1.28%	\$ 13,861.99	\$ 13,804.44	-0.42%
MGS-S Customer 10367	\$ 2,221.23	-2.93%	\$ 5,178.81	\$ 5,111.85	-1.29%	\$ 13,566.56	\$ 13,499.60	-0.49%
MGS-S Customer 10368	\$ 1,874.66	-3.01%	\$ 4,504.10	\$ 4,445.87	-1.29%	\$ 11,790.47	\$ 11,732.24	-0.49%
MGS-S Customer 10369	\$ 1,829.16	-3.00%	\$ 4,462.19	\$ 4,405.69	-1.27%	\$ 16,164.96	\$ 16,108.46	-0.35%
MGS-S Customer 10370	\$ 9,466.53	-3.66%	\$ 28,340.35	\$ 27,980.77	-1.27%	\$ 99,055.85	\$ 98,696.27	-0.36%
MGS-S Customer 10371	\$ 1,805.94	-2.98%	\$ 4,305.35	\$ 4,249.84	-1.29%	\$ 11,910.28	\$ 11,854.77	-0.47%
MGS-S Customer 10372	\$ 2,269.07	-2.95%	\$ 5,295.35	\$ 5,226.39	-1.30%	\$ 12,151.17	\$ 12,082.21	-0.57%
MGS-S Customer 10373	\$ 1,920.66	-2.78%	\$ 4,151.63	\$ 4,096.74	-1.32%	\$ 6,539.74	\$ 6,484.85	-0.84%
MGS-S Customer 10374	\$ 5,721.50	-3.52%	\$ 16,469.81	\$ 16,261.27	-1.27%	\$ 59,405.53	\$ 59,196.99	-0.35%
MGS-S Customer 10375	\$ 1,392.04	-2.70%	\$ 2,964.16	\$ 2,925.56	-1.30%	\$ 6,581.98	\$ 6,543.38	-0.59%
MGS-S Customer 10376	\$ 4,531.23	-3.42%	\$ 12,235.80	\$ 12,075.24	-1.31%	\$ 23,680.45	\$ 23,519.89	-0.68%
MGS-S Customer 10377	\$ 1,567.88	-2.53%	\$ 3,526.40	\$ 3,485.70	-1.15%	\$ 27,370.94	\$ 27,330.24	-0.15%
MGS-S Customer 10378	\$ 2,793.53	-3.13%	\$ 7,001.65	\$ 6,911.50	-1.29%	\$ 19,792.21	\$ 19,702.06	-0.46%
MGS-S Customer 10379	\$ 822.00	-1.88%	\$ 1,202.86	\$ 1,187.15	-1.31%	\$ 2,592.31	\$ 2,576.60	-0.61%
MGS-S Customer 10380	\$ 5,237.54	-3.48%	\$ 14,870.20	\$ 14,681.25	-1.27%	\$ 51,190.05	\$ 51,001.10	-0.37%
MGS-S Customer 10381	\$ 2,921.13	-3.38%	\$ 6,796.95	\$ 6,694.70	-1.50%	\$ 10,819.03	\$ 10,716.78	-0.95%
MGS-S Customer 10382	\$ 3,099.29	-3.20%	\$ 7,976.47	\$ 7,874.06	-1.28%	\$ 23,486.96	\$ 23,384.55	-0.44%
MGS-S Customer 10383	\$ 2,076.43	-2.86%	\$ 4,680.12	\$ 4,618.99	-1.31%	\$ 10,027.20	\$ 9,966.07	-0.61%
MGS-S Customer 10384	\$ 2,777.89	-3.12%	\$ 6,842.80	\$ 6,753.22	-1.31%	\$ 14,009.42	\$ 13,919.84	-0.64%
MGS-S Customer 10385	\$ 5,429.57	-3.50%	\$ 14,970.26	\$ 14,773.37	-1.32%	\$ 27,292.57	\$ 27,095.68	-0.72%
MGS-S Customer 10386	\$ 1,601.56	-2.84%	\$ 3,583.11	\$ 3,536.29	-1.31%	\$ 7,116.14	\$ 7,069.32	-0.66%
MGS-S Customer 10387	\$ 2,458.60	-3.22%	\$ 6,383.47	\$ 6,301.66	-1.28%	\$ 19,345.54	\$ 19,263.73	-0.42%
MGS-S Customer 10388	\$ 1,550.94	-2.83%	\$ 3,498.22	\$ 3,453.12	-1.29%	\$ 9,565.73	\$ 9,520.63	-0.47%
MGS-S Customer 10389	\$ 1,866.92	-2.74%	\$ 4,121.49	\$ 4,068.84	-1.28%	\$ 13,148.32	\$ 13,095.67	-0.40%
MGS-S Customer 10390	\$ 5,056.63	-3.57%	\$ 15,002.06	\$ 14,815.11	-1.25%	\$ 65,140.96	\$ 64,954.01	-0.29%
MGS-S Customer 10391	\$ 2,755.33	-3.11%	\$ 6,871.77	\$ 6,783.28	-1.29%	\$ 19,243.21	\$ 19,154.72	-0.46%
MGS-S Customer 10392	\$ 2,913.12	-3.28%	\$ 7,106.69	\$ 7,007.85	-1.39%	\$ 19,762.53	\$ 19,663.69	-0.50%
MGS-S Customer 10393	\$ 10,681.30	-3.80%	\$ 31,028.04	\$ 30,605.75	-1.36%	\$ 87,885.64	\$ 87,463.35	-0.48%
MGS-S Customer 10394	\$ 10,177.13	-3.69%	\$ 30,595.07	\$ 30,205.20	-1.27%	\$ 102,690.87	\$ 102,301.00	-0.38%
MGS-S Customer 10395	\$ 15,879.04	-3.75%	\$ 49,686.92	\$ 49,067.58	-1.25%	\$ 215,186.41	\$ 214,567.07	-0.29%
MGS-S Customer 10396	\$ 3,777.97	-3.32%	\$ 10,071.52	\$ 9,941.63	-1.29%	\$ 27,608.71	\$ 27,478.82	-0.47%
MGS-S Customer 10397	\$ 15,359.93	-3.77%	\$ 47,401.01	\$ 46,799.30	-1.27%	\$ 188,048.16	\$ 187,446.45	-0.32%

Customer	Distribution 8/25 Prices	Distribution % Difference	Delivery 1/25 Prices	Delivery 8/25 Prices	Delivery % Difference	Bundled 1/25 Prices	Bundled 8/25 Prices	Bundled % Difference
MGS-S Customer 10398	\$ 1,837.67	-2.99%	\$ 4,395.43	\$ 4,338.70	-1.29%	\$ 11,862.22	\$ 11,805.49	-0.48%
MGS-S Customer 10399	\$ 3,546.52	-3.29%	\$ 9,432.10	\$ 9,311.34	-1.28%	\$ 30,118.39	\$ 29,997.63	-0.40%
MGS-S Customer 10400	\$ 4,099.15	-3.44%	\$ 10,758.72	\$ 10,612.82	-1.36%	\$ 24,287.54	\$ 24,141.64	-0.60%
MGS-S Customer 10401	\$ 2,623.65	-3.08%	\$ 6,482.16	\$ 6,398.86	-1.29%	\$ 18,946.04	\$ 18,862.74	-0.44%
MGS-S Customer 10402	\$ 1,639.49	-2.67%	\$ 3,254.71	\$ 3,209.71	-1.38%	\$ 7,944.09	\$ 7,899.09	-0.57%
MGS-S Customer 10403	\$ 3,300.37	-3.24%	\$ 8,776.84	\$ 8,666.25	-1.26%	\$ 33,576.63	\$ 33,466.04	-0.33%
MGS-S Customer 10404	\$ 4,556.07	-3.43%	\$ 12,520.45	\$ 12,358.79	-1.29%	\$ 34,002.02	\$ 33,840.36	-0.48%
MGS-S Customer 10405	\$ 2,755.45	-3.11%	\$ 6,952.85	\$ 6,864.29	-1.27%	\$ 23,128.01	\$ 23,039.45	-0.38%
MGS-S Customer 10406	\$ 3,838.91	-3.33%	\$ 10,421.61	\$ 10,289.23	-1.27%	\$ 36,012.10	\$ 35,879.72	-0.37%
MGS-S Customer 10407	\$ 2,249.43	-2.94%	\$ 5,243.84	\$ 5,175.71	-1.30%	\$ 12,577.51	\$ 12,509.38	-0.54%
MGS-S Customer 10408	\$ 7,068.27	-3.59%	\$ 20,540.07	\$ 20,276.78	-1.28%	\$ 62,652.97	\$ 62,389.68	-0.42%
MGS-S Customer 10409	\$ 2,171.90	-3.14%	\$ 5,399.67	\$ 5,329.31	-1.30%	\$ 12,263.49	\$ 12,193.13	-0.57%
MGS-S Customer 10410	\$ 1,736.29	-2.65%	\$ 3,676.91	\$ 3,629.56	-1.29%	\$ 10,333.00	\$ 10,285.65	-0.46%
MGS-S Customer 10411	\$ 2,387.74	-2.99%	\$ 5,767.04	\$ 5,693.39	-1.28%	\$ 18,418.31	\$ 18,344.66	-0.40%
MGS-S Customer 10412	\$ 1,998.00	-2.82%	\$ 4,514.70	\$ 4,456.72	-1.28%	\$ 13,315.29	\$ 13,257.31	-0.44%
MGS-S Customer 10413	\$ 3,554.59	-3.43%	\$ 9,772.66	\$ 9,646.34	-1.29%	\$ 25,924.97	\$ 25,798.65	-0.49%
MGS-S Customer 10414	\$ 1,681.62	-2.91%	\$ 3,849.44	\$ 3,799.00	-1.31%	\$ 7,626.43	\$ 7,575.99	-0.66%
MGS-S Customer 10415	\$ 1,555.36	-2.83%	\$ 3,447.80	\$ 3,402.54	-1.31%	\$ 6,445.85	\$ 6,400.59	-0.70%
MGS-S Customer 10416	\$ 3,894.94	-3.34%	\$ 10,725.32	\$ 10,590.63	-1.26%	\$ 42,779.48	\$ 42,644.79	-0.31%
MGS-S Customer 10417	\$ 1,957.75	-2.80%	\$ 4,364.65	\$ 4,308.31	-1.29%	\$ 11,801.39	\$ 11,745.05	-0.48%
MGS-S Customer 10418	\$ 2,448.54	-3.22%	\$ 6,317.31	\$ 6,235.91	-1.29%	\$ 17,508.75	\$ 17,427.35	-0.46%
MGS-S Customer 10419	\$ 5,339.23	-3.49%	\$ 14,672.14	\$ 14,479.13	-1.32%	\$ 26,330.00	\$ 26,136.99	-0.73%
MGS-S Customer 10420	\$ 1,560.69	-2.83%	\$ 3,582.15	\$ 3,536.65	-1.27%	\$ 12,307.32	\$ 12,261.82	-0.37%
MGS-S Customer 10421	\$ 671.94	-1.41%	\$ 719.36	\$ 709.75	-1.34%	\$ 744.96	\$ 735.35	-1.29%
MGS-S Customer 10422	\$ 3,199.55	-3.22%	\$ 8,290.07	\$ 8,183.52	-1.29%	\$ 24,104.16	\$ 23,997.61	-0.44%
MGS-S Customer 10423	\$ 15,881.18	-3.84%	\$ 46,986.34	\$ 46,351.52	-1.35%	\$ 122,057.57	\$ 121,422.75	-0.52%
MGS-S Customer 10424	\$ 3,087.91	-3.20%	\$ 8,005.61	\$ 7,903.57	-1.27%	\$ 26,403.89	\$ 26,301.85	-0.39%
MGS-S Customer 10425	\$ 5,786.56	-3.52%	\$ 16,578.20	\$ 16,367.10	-1.27%	\$ 55,373.00	\$ 55,161.90	-0.38%
MGS-S Customer 10426	\$ 1,842.26	-3.01%	\$ 4,371.23	\$ 4,314.09	-1.31%	\$ 9,421.68	\$ 9,364.54	-0.61%
MGS-S Customer 10427	\$ 8,617.50	-3.64%	\$ 25,932.86	\$ 25,607.11	-1.26%	\$ 103,220.80	\$ 102,895.05	-0.32%
MGS-S Customer 10428	\$ 3,291.10	-3.24%	\$ 8,456.43	\$ 8,346.19	-1.30%	\$ 18,880.25	\$ 18,770.01	-0.58%
MGS-S Customer 10429	\$ 1,707.23	-2.93%	\$ 4,085.32	\$ 4,033.80	-1.26%	\$ 15,516.26	\$ 15,464.74	-0.33%
MGS-S Customer 10430	\$ 1,564.86	-2.83%	\$ 3,587.79	\$ 3,542.16	-1.27%	\$ 12,060.33	\$ 12,014.70	-0.38%
MGS-S Customer 10431	\$ 4,591.43	-3.43%	\$ 12,759.40	\$ 12,596.41	-1.28%	\$ 40,964.24	\$ 40,801.25	-0.40%
MGS-S Customer 10432	\$ 5,671.36	-3.54%	\$ 16,389.99	\$ 16,182.13	-1.27%	\$ 65,377.11	\$ 65,169.25	-0.32%
MGS-S Customer 10433	\$ 2,236.58	-3.16%	\$ 5,589.68	\$ 5,516.78	-1.30%	\$ 12,368.37	\$ 12,295.47	-0.59%
MGS-S Customer 10434	\$ 2,272.61	-2.95%	\$ 5,324.34	\$ 5,255.23	-1.30%	\$ 13,046.28	\$ 12,977.17	-0.53%
MGS-S Customer 10435	\$ 2,695.95	-3.09%	\$ 6,636.50	\$ 6,550.52	-1.30%	\$ 16,527.16	\$ 16,441.18	-0.52%
MGS-S Customer 10436	\$ 1,903.07	-3.03%	\$ 4,601.88	\$ 4,542.45	-1.29%	\$ 12,362.67	\$ 12,303.24	-0.48%
MGS-S Customer 10437	\$ 2,144.31	-2.89%	\$ 5,016.56	\$ 4,952.64	-1.27%	\$ 16,686.88	\$ 16,622.96	-0.38%

Customer	Distribution 8/25 Prices	Distribution % Difference	Delivery 1/25 Prices	Delivery 8/25 Prices	Delivery % Difference	Bundled 1/25 Prices	Bundled 8/25 Prices	Bundled % Difference
MGS-S Customer 10438	\$ 1,237.38	-2.56%	\$ 2,591.83	\$ 2,559.36	-1.25%	\$ 10,577.83	\$ 10,545.36	-0.31%
MGS-S Customer 10439	\$ 2,911.68	-3.33%	\$ 7,867.79	\$ 7,767.55	-1.27%	\$ 26,146.89	\$ 26,046.65	-0.38%
MGS-S Customer 10440	\$ 2,366.66	-2.99%	\$ 5,898.24	\$ 5,825.33	-1.24%	\$ 27,827.72	\$ 27,754.81	-0.26%
MGS-S Customer 10441	\$ 8,356.92	-3.63%	\$ 25,004.61	\$ 24,689.68	-1.26%	\$ 96,126.89	\$ 95,811.96	-0.33%
MGS-S Customer 10442	\$ 6,304.11	-3.56%	\$ 18,234.41	\$ 18,001.67	-1.28%	\$ 59,739.54	\$ 59,506.80	-0.39%
MGS-S Customer 10443	\$ 1,970.08	-2.80%	\$ 4,403.72	\$ 4,346.87	-1.29%	\$ 11,904.90	\$ 11,848.05	-0.48%
MGS-S Customer 10444	\$ 2,078.41	-2.86%	\$ 4,804.00	\$ 4,742.76	-1.27%	\$ 15,838.21	\$ 15,776.97	-0.39%
MGS-S Customer 10445	\$ 7,049.97	-3.59%	\$ 20,495.58	\$ 20,233.06	-1.28%	\$ 63,225.62	\$ 62,963.10	-0.42%
MGS-S Customer 10446	\$ 1,854.48	-2.73%	\$ 4,080.13	\$ 4,028.04	-1.28%	\$ 13,059.77	\$ 13,007.68	-0.40%
MGS-S Customer 10447	\$ 1,920.50	-3.04%	\$ 4,580.87	\$ 4,520.72	-1.31%	\$ 8,685.22	\$ 8,625.07	-0.69%
MGS-S Customer 10448	\$ 2,820.98	-3.13%	\$ 7,077.51	\$ 6,986.24	-1.29%	\$ 19,474.89	\$ 19,383.62	-0.47%
MGS-S Customer 10449	\$ 7,416.75	-3.60%	\$ 22,020.85	\$ 21,744.04	-1.26%	\$ 86,465.56	\$ 86,188.75	-0.32%
MGS-S Customer 10450	\$ 15,977.13	-4.27%	\$ 43,067.84	\$ 42,355.04	-1.66%	\$ 133,304.14	\$ 132,591.34	-0.53%
MGS-S Customer 10451	\$ 2,628.98	-3.27%	\$ 6,884.74	\$ 6,795.95	-1.29%	\$ 18,941.84	\$ 18,853.05	-0.47%
MGS-S Customer 10452	\$ 2,401.35	-3.00%	\$ 5,739.03	\$ 5,664.81	-1.29%	\$ 14,923.54	\$ 14,849.32	-0.50%
MGS-S Customer 10453	\$ 1,959.96	-2.80%	\$ 4,342.85	\$ 4,286.35	-1.30%	\$ 10,211.43	\$ 10,154.93	-0.55%
MGS-S Customer 10454	\$ 2,702.33	-3.28%	\$ 7,118.97	\$ 7,027.19	-1.29%	\$ 19,710.94	\$ 19,619.16	-0.47%
MGS-S Customer 10455	\$ 1,909.05	-3.03%	\$ 4,635.10	\$ 4,575.50	-1.29%	\$ 13,318.80	\$ 13,259.20	-0.45%
MGS-S Customer 10456	\$ 2,452.61	-3.22%	\$ 6,333.77	\$ 6,252.13	-1.29%	\$ 17,570.46	\$ 17,488.82	-0.46%
MGS-S Customer 10457	\$ 3,068.88	-3.60%	\$ 6,902.42	\$ 6,787.71	-1.66%	\$ 13,410.88	\$ 13,296.17	-0.86%
MGS-S Customer 10458	\$ 1,331.19	-2.66%	\$ 2,826.03	\$ 2,789.60	-1.29%	\$ 7,982.75	\$ 7,946.32	-0.46%
MGS-S Customer 10459	\$ 3,024.44	-3.18%	\$ 7,785.04	\$ 7,685.63	-1.28%	\$ 24,942.87	\$ 24,843.46	-0.40%
MGS-S Customer 10460	\$ 2,129.63	-2.89%	\$ 5,019.99	\$ 4,956.71	-1.26%	\$ 19,148.92	\$ 19,085.64	-0.33%
MGS-S Customer 10461	\$ 2,521.50	-3.24%	\$ 6,519.70	\$ 6,435.39	-1.29%	\$ 16,930.26	\$ 16,845.95	-0.50%
MGS-S Customer 10462	\$ 2,210.92	-2.92%	\$ 5,186.46	\$ 5,119.95	-1.28%	\$ 15,567.43	\$ 15,500.92	-0.43%
MGS-S Customer 10463	\$ 2,184.42	-2.91%	\$ 5,084.64	\$ 5,019.14	-1.29%	\$ 14,251.44	\$ 14,185.94	-0.46%
MGS-S Customer 10464	\$ 2,376.81	-2.99%	\$ 5,595.27	\$ 5,522.07	-1.31%	\$ 11,454.71	\$ 11,381.51	-0.64%
MGS-S Customer 10465	\$ 7,218.97	-3.59%	\$ 20,375.32	\$ 20,106.32	-1.32%	\$ 33,017.45	\$ 32,748.45	-0.81%
MGS-S Customer 10466	\$ 2,716.05	-3.10%	\$ 6,871.99	\$ 6,785.04	-1.27%	\$ 24,971.35	\$ 24,884.40	-0.35%
MGS-S Customer 10467	\$ 13,772.48	-3.74%	\$ 41,358.79	\$ 40,823.92	-1.29%	\$ 109,112.57	\$ 108,577.70	-0.49%
MGS-S Customer 10468	\$ 1,941.69	-3.04%	\$ 4,809.90	\$ 4,748.92	-1.27%	\$ 17,077.13	\$ 17,016.15	-0.36%
MGS-S Customer 10469	\$ 1,879.36	-2.75%	\$ 4,112.33	\$ 4,059.15	-1.29%	\$ 10,771.62	\$ 10,718.44	-0.49%
MGS-S Customer 10470	\$ 3,623.16	-3.31%	\$ 9,438.39	\$ 9,314.27	-1.32%	\$ 17,665.37	\$ 17,541.25	-0.70%
MGS-S Customer 10471	\$ 1,285.28	-2.61%	\$ 2,669.81	\$ 2,635.34	-1.29%	\$ 7,231.22	\$ 7,196.75	-0.48%
MGS-S Customer 10472	\$ 1,787.29	-2.69%	\$ 3,806.20	\$ 3,756.81	-1.30%	\$ 9,287.43	\$ 9,238.04	-0.53%
MGS-S Customer 10473	\$ 2,303.53	-3.18%	\$ 5,901.93	\$ 5,826.29	-1.28%	\$ 17,991.94	\$ 17,916.30	-0.42%
MGS-S Customer 10474	\$ 3,020.09	-3.18%	\$ 7,730.13	\$ 7,630.89	-1.28%	\$ 22,822.08	\$ 22,722.84	-0.43%
MGS-S Customer 10475	\$ 4,300.02	-3.40%	\$ 11,912.25	\$ 11,761.11	-1.27%	\$ 41,962.79	\$ 41,811.65	-0.36%
MGS-S Customer 10476	\$ 2,042.15	-2.83%	\$ 4,582.35	\$ 4,522.92	-1.30%	\$ 10,990.26	\$ 10,930.83	-0.54%
MGS-S Customer 10477	\$ 2,725.20	-3.11%	\$ 6,756.66	\$ 6,669.21	-1.29%	\$ 17,497.44	\$ 17,409.99	-0.50%

Customer	Distribution 8/25 Prices	Distribution % Difference	Delivery 1/25 Prices	Delivery 8/25 Prices	Delivery % Difference	Bundled 1/25 Prices	Bundled 8/25 Prices	Bundled % Difference
MGS-S Customer 10478	\$ 2,133.28	-2.89%	\$ 4,931.42	\$ 4,868.04	-1.29%	\$ 14,271.90	\$ 14,208.52	-0.44%
MGS-S Customer 10479	\$ 1,640.58	-2.88%	\$ 3,722.94	\$ 3,674.36	-1.30%	\$ 7,875.51	\$ 7,826.93	-0.62%
MGS-S Customer 10480	\$ 2,195.31	-2.91%	\$ 5,087.45	\$ 5,021.59	-1.29%	\$ 12,966.84	\$ 12,900.98	-0.51%
MGS-S Customer 10481	\$ 5,108.80	-3.48%	\$ 14,232.93	\$ 14,048.65	-1.29%	\$ 37,067.38	\$ 36,883.10	-0.50%
MGS-S Customer 10482	\$ 8,555.98	-3.64%	\$ 25,888.12	\$ 25,564.81	-1.25%	\$ 109,995.32	\$ 109,672.01	-0.29%
MGS-S Customer 10483	\$ 1,937.07	-2.78%	\$ 4,297.27	\$ 4,241.86	-1.29%	\$ 11,722.24	\$ 11,666.83	-0.47%
MGS-S Customer 10484	\$ 1,871.89	-2.74%	\$ 4,176.54	\$ 4,123.72	-1.26%	\$ 15,251.43	\$ 15,198.61	-0.35%
MGS-S Customer 10485	\$ 2,137.22	-2.89%	\$ 4,886.82	\$ 4,823.25	-1.30%	\$ 11,399.85	\$ 11,336.28	-0.56%
MGS-S Customer 10486	\$ 7,832.05	-3.95%	\$ 20,531.22	\$ 20,209.55	-1.57%	\$ 30,618.42	\$ 30,296.75	-1.05%
MGS-S Customer 10487	\$ 3,050.61	-3.19%	\$ 7,769.35	\$ 7,668.82	-1.29%	\$ 20,134.28	\$ 20,033.75	-0.50%
MGS-S Customer 10488	\$ 1,950.94	-2.79%	\$ 4,293.95	\$ 4,237.99	-1.30%	\$ 9,546.88	\$ 9,490.92	-0.59%
MGS-S Customer 10489	\$ 2,366.44	-2.99%	\$ 5,637.30	\$ 5,564.45	-1.29%	\$ 14,945.90	\$ 14,873.05	-0.49%
MGS-S Customer 10490	\$ 2,219.92	-2.93%	\$ 5,136.53	\$ 5,069.65	-1.30%	\$ 11,686.24	\$ 11,619.36	-0.57%
MGS-S Customer 10491	\$ 2,492.05	-3.03%	\$ 6,084.63	\$ 6,006.69	-1.28%	\$ 18,670.32	\$ 18,592.38	-0.42%
MGS-S Customer 10492	\$ 1,851.51	-3.00%	\$ 4,329.83	\$ 4,272.48	-1.32%	\$ 6,367.49	\$ 6,310.14	-0.90%
MGS-S Customer 10493	\$ 3,175.12	-3.22%	\$ 8,224.57	\$ 8,118.99	-1.28%	\$ 24,395.16	\$ 24,289.58	-0.43%
MGS-S Customer 10494	\$ 2,317.82	-3.18%	\$ 6,053.90	\$ 5,977.68	-1.26%	\$ 23,476.37	\$ 23,400.15	-0.32%
MGS-S Customer 10495	\$ 7,346.51	-3.84%	\$ 19,937.41	\$ 19,644.05	-1.47%	\$ 50,441.24	\$ 50,147.88	-0.58%
MGS-S Customer 10496	\$ 2,039.24	-3.08%	\$ 4,963.00	\$ 4,898.18	-1.31%	\$ 10,520.78	\$ 10,455.96	-0.62%
MGS-S Customer 10497	\$ 1,871.58	-2.75%	\$ 4,089.78	\$ 4,036.89	-1.29%	\$ 10,736.50	\$ 10,683.61	-0.49%
MGS-S Customer 10498	\$ 3,572.04	-3.29%	\$ 9,525.89	\$ 9,404.38	-1.28%	\$ 30,957.18	\$ 30,835.67	-0.39%
MGS-S Customer 10499	\$ 2,347.66	-2.98%	\$ 5,582.42	\$ 5,510.33	-1.29%	\$ 14,961.18	\$ 14,889.09	-0.48%
MGS-S Customer 10500	\$ 1,892.50	-3.02%	\$ 4,605.49	\$ 4,546.49	-1.28%	\$ 14,117.14	\$ 14,058.14	-0.42%
MGS-S Customer 10501	\$ 5,508.68	-3.50%	\$ 15,578.33	\$ 15,378.48	-1.28%	\$ 46,575.78	\$ 46,375.93	-0.43%
MGS-S Customer 10502	\$ 3,037.64	-3.18%	\$ 7,809.96	\$ 7,710.05	-1.28%	\$ 24,321.52	\$ 24,221.61	-0.41%
MGS-S Customer 10503	\$ 2,189.52	-2.92%	\$ 5,041.89	\$ 4,976.12	-1.30%	\$ 11,188.59	\$ 11,122.82	-0.59%
MGS-S Customer 10504	\$ 3,454.36	-3.28%	\$ 8,948.18	\$ 8,830.90	-1.31%	\$ 19,972.34	\$ 19,855.06	-0.59%
MGS-S Customer 10505	\$ 9,286.12	-3.80%	\$ 27,099.04	\$ 26,731.76	-1.36%	\$ 102,485.64	\$ 102,118.36	-0.36%
MGS-S Customer 10506	\$ 4,070.66	-3.37%	\$ 11,276.51	\$ 11,134.68	-1.26%	\$ 44,230.15	\$ 44,088.32	-0.32%
MGS-S Customer 10507	\$ 1,773.13	-2.97%	\$ 4,083.83	\$ 4,029.65	-1.33%	\$ 5,689.23	\$ 5,635.05	-0.95%
MGS-S Customer 10508	\$ 4,648.47	-3.44%	\$ 12,789.93	\$ 12,624.29	-1.30%	\$ 33,183.71	\$ 33,018.07	-0.50%
MGS-S Customer 10509	\$ 4,849.39	-3.45%	\$ 13,609.66	\$ 13,436.16	-1.27%	\$ 45,068.73	\$ 44,895.23	-0.38%
MGS-S Customer 10510	\$ 1,849.80	-3.00%	\$ 4,478.63	\$ 4,421.41	-1.28%	\$ 14,223.84	\$ 14,166.62	-0.40%
MGS-S Customer 10511	\$ 2,447.98	-3.02%	\$ 5,894.05	\$ 5,817.89	-1.29%	\$ 15,656.74	\$ 15,580.58	-0.49%
MGS-S Customer 10512	\$ 2,090.75	-2.86%	\$ 4,858.06	\$ 4,796.41	-1.27%	\$ 16,942.81	\$ 16,881.16	-0.36%
MGS-S Customer 10513	\$ 2,708.63	-3.29%	\$ 7,039.75	\$ 6,947.71	-1.31%	\$ 14,826.02	\$ 14,733.98	-0.62%
MGS-S Customer 10514	\$ 2,001.46	-3.07%	\$ 4,864.95	\$ 4,801.56	-1.30%	\$ 10,976.69	\$ 10,913.30	-0.58%
MGS-S Customer 10515	\$ 8,148.29	-3.63%	\$ 24,816.93	\$ 24,510.12	-1.24%	\$ 116,903.96	\$ 116,597.15	-0.26%
MGS-S Customer 10516	\$ 10,327.86	-3.86%	\$ 29,478.59	\$ 29,064.08	-1.41%	\$ 83,932.08	\$ 83,517.57	-0.49%
MGS-S Customer 10517	\$ 18,062.89	-3.77%	\$ 54,691.87	\$ 53,982.80	-1.30%	\$ 139,539.00	\$ 138,830.43	-0.51%

Internal Use

Customer	Distribution 8/25 Prices	Distribution % Difference	Delivery 1/25 Prices	Delivery 8/25 Prices	Delivery % Difference	Bundled 1/25 Prices	Bundled 8/25 Prices	Bundled % Difference
MGS-S Customer 10518	\$ 8,812.35	-4.01%	\$ 23,156.29	\$ 22,788.10	-1.59%	\$ 36,520.57	\$ 36,152.38	-1.01%
MGS-S Customer 10519	\$ 21,697.58	-4.01%	\$ 63,710.50	\$ 62,804.14	-1.42%	\$ 203,934.87	\$ 203,028.51	-0.44%
MGS-S Customer 10520	\$ 3,348.10	-3.25%	\$ 9,145.99	\$ 9,033.40	-1.23%	\$ 44,812.37	\$ 44,699.78	-0.25%
MGS-S Customer 10521	\$ 16,845.28	-3.90%	\$ 49,449.64	\$ 48,765.83	-1.38%	\$ 132,496.47	\$ 131,812.66	-0.52%
MGS-S Customer 10522	\$ 2,471.95	-3.03%	\$ 6,038.12	\$ 5,960.92	-1.28%	\$ 19,132.74	\$ 19,055.54	-0.40%
MGS-S Customer 10523	\$ 2,673.35	-3.27%	\$ 7,052.73	\$ 6,962.25	-1.28%	\$ 21,032.78	\$ 20,942.30	-0.43%
MGS-S Customer 10524	\$ 1,706.16	-4.14%	\$ 3,055.77	\$ 2,982.02	-2.41%	\$ 65,597.35	\$ 65,523.60	-0.11%
MGS-S Customer 10525	\$ 1,866.27	-3.01%	\$ 4,510.56	\$ 4,452.63	-1.28%	\$ 13,282.12	\$ 13,224.19	-0.44%
MGS-S Customer 10526	\$ 1,557.99	-2.83%	\$ 3,545.96	\$ 3,500.52	-1.28%	\$ 10,799.19	\$ 10,753.75	-0.42%
MGS-S Customer 10527	\$ 3,005.62	-3.34%	\$ 8,177.06	\$ 8,073.19	-1.27%	\$ 28,129.32	\$ 28,025.45	-0.37%
MGS-S Customer 10528	\$ 3,201.51	-3.22%	\$ 8,554.26	\$ 8,447.60	-1.25%	\$ 36,954.27	\$ 36,847.61	-0.29%
MGS-S Customer 10529	\$ 1,758.71	-2.96%	\$ 4,006.81	\$ 3,953.23	-1.34%	\$ 4,006.81	\$ 3,953.23	-1.34%
MGS-S Customer 10530	\$ 1,079.33	-2.37%	\$ 2,005.96	\$ 1,979.78	-1.31%	\$ 4,456.12	\$ 4,429.94	-0.59%
MGS-S Customer 10531	\$ 10,314.89	-3.68%	\$ 31,039.11	\$ 30,644.54	-1.27%	\$ 106,608.53	\$ 106,213.96	-0.37%
MGS-S Customer 10532	\$ 1,256.37	-2.57%	\$ 2,554.35	\$ 2,521.21	-1.30%	\$ 6,143.94	\$ 6,110.80	-0.54%
MGS-S Customer 10533	\$ 1,774.24	-2.97%	\$ 4,153.19	\$ 4,098.91	-1.31%	\$ 8,861.88	\$ 8,807.60	-0.61%
MGS-S Customer 10534	\$ 2,428.14	-3.01%	\$ 5,847.32	\$ 5,771.90	-1.29%	\$ 16,100.43	\$ 16,025.01	-0.47%
MGS-S Customer 10535	\$ 8,059.17	-3.64%	\$ 23,553.48	\$ 23,249.12	-1.29%	\$ 66,950.82	\$ 66,646.46	-0.45%
MGS-S Customer 10536	\$ 4,560.83	-3.43%	\$ 12,597.84	\$ 12,435.83	-1.29%	\$ 36,794.31	\$ 36,632.30	-0.44%
MGS-S Customer 10537	\$ 2,807.93	-3.13%	\$ 7,113.90	\$ 7,023.16	-1.28%	\$ 23,248.04	\$ 23,157.30	-0.39%
MGS-S Customer 10538	\$ 1,288.31	-2.62%	\$ 2,674.08	\$ 2,639.39	-1.30%	\$ 6,765.40	\$ 6,730.71	-0.51%
MGS-S Customer 10539	\$ 2,723.34	-3.30%	\$ 7,288.87	\$ 7,195.89	-1.28%	\$ 24,247.43	\$ 24,154.45	-0.38%
MGS-S Customer 10540	\$ 2,153.49	-3.13%	\$ 5,395.51	\$ 5,325.92	-1.29%	\$ 14,853.80	\$ 14,784.21	-0.47%
MGS-S Customer 10541	\$ 16,808.04	-3.82%	\$ 51,176.74	\$ 50,508.83	-1.31%	\$ 186,853.42	\$ 186,185.51	-0.36%
MGS-S Customer 10542	\$ 1,544.17	-2.82%	\$ 3,451.76	\$ 3,407.03	-1.30%	\$ 8,480.62	\$ 8,435.89	-0.53%
MGS-S Customer 10543	\$ 2,075.18	-2.86%	\$ 4,665.71	\$ 4,604.66	-1.31%	\$ 9,563.39	\$ 9,502.34	-0.64%
MGS-S Customer 10544	\$ 3,126.90	-3.21%	\$ 8,087.29	\$ 7,983.70	-1.28%	\$ 24,796.64	\$ 24,693.05	-0.42%
MGS-S Customer 10545	\$ 2,397.54	-3.00%	\$ 5,816.52	\$ 5,742.29	-1.28%	\$ 18,970.55	\$ 18,896.32	-0.39%
MGS-S Customer 10546	\$ 4,008.06	-3.36%	\$ 10,746.17	\$ 10,606.76	-1.30%	\$ 26,706.52	\$ 26,567.11	-0.52%
MGS-S Customer 10547	\$ 3,242.32	-3.23%	\$ 8,501.97	\$ 8,393.87	-1.27%	\$ 28,804.34	\$ 28,696.24	-0.38%
MGS-S Customer 10548	\$ 3,312.16	-3.40%	\$ 9,260.31	\$ 9,143.88	-1.26%	\$ 36,452.09	\$ 36,335.66	-0.32%
MGS-S Customer 10549	\$ 2,776.16	-3.30%	\$ 7,340.76	\$ 7,246.06	-1.29%	\$ 20,039.45	\$ 19,944.75	-0.47%
MGS-S Customer 10550	\$ 1,534.08	-2.82%	\$ 3,490.85	\$ 3,446.39	-1.27%	\$ 11,589.97	\$ 11,545.51	-0.38%
MGS-S Customer 10551	\$ 1,752.59	-2.95%	\$ 4,200.19	\$ 4,146.89	-1.27%	\$ 14,679.88	\$ 14,626.58	-0.36%
MGS-S Customer 10552	\$ 2,622.36	-3.27%	\$ 6,978.09	\$ 6,889.52	-1.27%	\$ 24,456.32	\$ 24,367.75	-0.36%
MGS-S Customer 10553	\$ 2,457.69	-3.22%	\$ 6,303.31	\$ 6,221.50	-1.30%	\$ 15,375.50	\$ 15,293.69	-0.53%
MGS-S Customer 10554	\$ 2,476.35	-3.03%	\$ 6,037.81	\$ 5,960.51	-1.28%	\$ 18,674.80	\$ 18,597.50	-0.41%
MGS-S Customer 10555	\$ 2,288.73	-2.95%	\$ 5,407.57	\$ 5,337.91	-1.29%	\$ 15,074.73	\$ 15,005.07	-0.46%
MGS-S Customer 10556	\$ 12,431.90	-3.72%	\$ 38,605.55	\$ 38,125.63	-1.24%	\$ 171,916.97	\$ 171,437.05	-0.28%
MGS-S Customer 10557	\$ 2,846.04	-3.14%	\$ 7,207.89	\$ 7,115.76	-1.28%	\$ 22,675.65	\$ 22,583.52	-0.41%

Customer	Distribution 8/25 Prices	Distribution % Difference	Delivery 1/25 Prices	Delivery 8/25 Prices	Delivery % Difference	Bundled 1/25 Prices	Bundled 8/25 Prices	Bundled % Difference
MGS-S Customer 10558	\$ 1,262.75	-2.59%	\$ 2,647.93	\$ 2,614.41	-1.27%	\$ 9,559.28	\$ 9,525.76	-0.35%
MGS-S Customer 10559	\$ 11,634.18	-4.14%	\$ 31,213.65	\$ 30,711.15	-1.61%	\$ 80,639.54	\$ 80,137.04	-0.62%
MGS-S Customer 10560	\$ 1,591.88	-2.54%	\$ 3,271.43	\$ 3,229.91	-1.27%	\$ 11,406.32	\$ 11,364.80	-0.36%
MGS-S Customer 10561	\$ 2,453.88	-3.02%	\$ 5,947.63	\$ 5,871.12	-1.29%	\$ 17,182.03	\$ 17,105.52	-0.45%
MGS-S Customer 10562	\$ 1,036.17	-2.30%	\$ 1,900.32	\$ 1,875.96	-1.28%	\$ 5,764.37	\$ 5,740.01	-0.42%
MGS-S Customer 10563	\$ 7,490.61	-3.60%	\$ 22,116.85	\$ 21,836.78	-1.27%	\$ 79,650.89	\$ 79,370.82	-0.35%
MGS-S Customer 10564	\$ 3,576.79	-3.29%	\$ 9,655.01	\$ 9,533.19	-1.26%	\$ 36,420.13	\$ 36,298.31	-0.33%
MGS-S Customer 10565	\$ 2,880.83	-3.32%	\$ 7,731.73	\$ 7,632.73	-1.28%	\$ 23,913.52	\$ 23,814.52	-0.41%
MGS-S Customer 10566	\$ 9,492.26	-3.81%	\$ 26,641.19	\$ 26,265.16	-1.41%	\$ 53,378.89	\$ 53,002.86	-0.70%
MGS-S Customer 10567	\$ 2,050.46	-2.85%	\$ 4,675.42	\$ 4,615.37	-1.28%	\$ 13,713.33	\$ 13,653.28	-0.44%
MGS-S Customer 10568	\$ 1,124.45	-2.41%	\$ 2,143.47	\$ 2,115.68	-1.30%	\$ 5,186.20	\$ 5,158.41	-0.54%
MGS-S Customer 10569	\$ 1,832.73	-2.71%	\$ 3,966.49	\$ 3,915.51	-1.29%	\$ 11,172.19	\$ 11,121.21	-0.46%
MGS-S Customer 10570	\$ 2,599.99	-3.07%	\$ 6,441.91	\$ 6,359.55	-1.28%	\$ 20,400.36	\$ 20,318.00	-0.40%
MGS-S Customer 10571	\$ 9,924.79	-3.68%	\$ 30,545.28	\$ 30,166.47	-1.24%	\$ 139,689.93	\$ 139,311.12	-0.27%
MGS-S Customer 10572	\$ 2,092.41	-3.10%	\$ 5,238.61	\$ 5,171.69	-1.28%	\$ 16,558.14	\$ 16,491.22	-0.40%
MGS-S Customer 10573	\$ 11,730.70	-3.71%	\$ 35,107.32	\$ 34,655.45	-1.29%	\$ 100,109.63	\$ 99,657.76	-0.45%
MGS-S Customer 10574	\$ 7,926.96	-3.63%	\$ 22,682.53	\$ 22,384.31	-1.31%	\$ 42,043.37	\$ 41,745.15	-0.71%
MGS-S Customer 10575	\$ 5,391.33	-3.50%	\$ 15,060.96	\$ 14,865.68	-1.30%	\$ 37,639.46	\$ 37,444.18	-0.52%
MGS-S Customer 10576	\$ 2,468.24	-3.23%	\$ 6,480.95	\$ 6,398.63	-1.27%	\$ 22,481.63	\$ 22,399.31	-0.37%
MGS-S Customer 10577	\$ 5,691.94	-3.51%	\$ 16,104.50	\$ 15,897.36	-1.29%	\$ 46,023.30	\$ 45,816.16	-0.45%
MGS-S Customer 10578	\$ 2,797.56	-3.13%	\$ 7,117.26	\$ 7,026.90	-1.27%	\$ 24,872.46	\$ 24,782.10	-0.36%
MGS-S Customer 10579	\$ 3,980.14	-3.34%	\$ 10,736.64	\$ 10,598.99	-1.28%	\$ 31,925.69	\$ 31,788.04	-0.43%
MGS-S Customer 10580	\$ 1,893.98	-3.02%	\$ 4,587.96	\$ 4,528.90	-1.29%	\$ 13,013.31	\$ 12,954.25	-0.45%
MGS-S Customer 10581	\$ 6,606.87	-3.57%	\$ 19,185.96	\$ 18,941.50	-1.27%	\$ 63,767.07	\$ 63,522.61	-0.38%
MGS-S Customer 10582	\$ 1,772.00	-2.96%	\$ 4,204.09	\$ 4,150.02	-1.29%	\$ 12,048.29	\$ 11,994.22	-0.45%
MGS-S Customer 10583	\$ 2,083.79	-2.86%	\$ 4,726.49	\$ 4,665.13	-1.30%	\$ 11,403.94	\$ 11,342.58	-0.54%
MGS-S Customer 10584	\$ 4,807.10	-3.55%	\$ 13,313.23	\$ 13,136.25	-1.33%	\$ 17,360.45	\$ 17,183.47	-1.02%
MGS-S Customer 10585	\$ 3,126.07	-3.21%	\$ 8,145.57	\$ 8,041.96	-1.27%	\$ 27,680.43	\$ 27,576.82	-0.37%
MGS-S Customer 10586	\$ 3,238.64	-3.23%	\$ 8,295.48	\$ 8,187.27	-1.30%	\$ 18,378.11	\$ 18,269.90	-0.59%
MGS-S Customer 10587	\$ 5,438.75	-3.50%	\$ 15,387.31	\$ 15,190.06	-1.28%	\$ 46,837.24	\$ 46,639.99	-0.42%
MGS-S Customer 10588	\$ 8,387.56	-3.64%	\$ 24,863.98	\$ 24,547.50	-1.27%	\$ 83,778.33	\$ 83,461.85	-0.38%
MGS-S Customer 10589	\$ 3,555.80	-3.29%	\$ 9,471.00	\$ 9,350.03	-1.28%	\$ 30,346.97	\$ 30,226.00	-0.40%
MGS-S Customer 10590	\$ 4,217.35	-3.38%	\$ 11,649.32	\$ 11,501.66	-1.27%	\$ 41,385.30	\$ 41,237.64	-0.36%
MGS-S Customer 10591	\$ 2,362.57	-2.99%	\$ 5,749.52	\$ 5,676.79	-1.26%	\$ 21,042.57	\$ 20,969.84	-0.35%
MGS-S Customer 10592	\$ 1,630.87	-2.88%	\$ 3,776.15	\$ 3,727.81	-1.28%	\$ 11,615.55	\$ 11,567.21	-0.42%
MGS-S Customer 10593	\$ 1,566.39	-2.83%	\$ 3,528.76	\$ 3,483.07	-1.29%	\$ 8,878.36	\$ 8,832.67	-0.51%
MGS-S Customer 10594	\$ 2,649.29	-3.26%	\$ 6,137.21	\$ 6,047.80	-1.46%	\$ 12,636.53	\$ 12,547.12	-0.71%
MGS-S Customer 10595	\$ 1,170.04	-2.49%	\$ 2,304.56	\$ 2,274.68	-1.30%	\$ 5,887.87	\$ 5,857.99	-0.51%
MGS-S Customer 10596	\$ 3,084.71	-3.21%	\$ 7,977.79	\$ 7,875.56	-1.28%	\$ 24,705.31	\$ 24,603.08	-0.41%
MGS-S Customer 10597	\$ 3,198.66	-3.22%	\$ 8,381.67	\$ 8,275.22	-1.27%	\$ 28,976.55	\$ 28,870.10	-0.37%

Customer	Distribution 8/25 Prices	Distribution % Difference	Delivery 1/25 Prices	Delivery 8/25 Prices	Delivery % Difference	Bundled 1/25 Prices	Bundled 8/25 Prices	Bundled % Difference
MGS-S Customer 10598	\$ 1,361.47	-2.31%	\$ 2,483.69	\$ 2,451.53	-1.29%	\$ 6,286.04	\$ 6,253.88	-0.51%
MGS-S Customer 10599	\$ 4,774.87	-3.45%	\$ 13,250.83	\$ 13,080.46	-1.29%	\$ 38,439.11	\$ 38,268.74	-0.44%
MGS-S Customer 10600	\$ 2,039.16	-2.84%	\$ 4,606.57	\$ 4,547.01	-1.29%	\$ 12,023.54	\$ 11,963.98	-0.50%
MGS-S Customer 10601	\$ 4,881.54	-3.46%	\$ 13,732.84	\$ 13,558.14	-1.27%	\$ 46,686.48	\$ 46,511.78	-0.37%
MGS-S Customer 10602	\$ 4,869.40	-3.45%	\$ 13,558.20	\$ 13,384.30	-1.28%	\$ 40,524.43	\$ 40,350.53	-0.43%
MGS-S Customer 10603	\$ 4,359.10	-3.40%	\$ 11,990.84	\$ 11,837.49	-1.28%	\$ 37,567.62	\$ 37,414.27	-0.41%
MGS-S Customer 10604	\$ 2,961.40	-3.17%	\$ 7,609.22	\$ 7,512.28	-1.27%	\$ 25,297.24	\$ 25,200.30	-0.38%
MGS-S Customer 10605	\$ 6,502.61	-3.56%	\$ 18,959.52	\$ 18,719.27	-1.27%	\$ 67,855.23	\$ 67,614.98	-0.35%
MGS-S Customer 10606	\$ 1,686.39	-2.61%	\$ 3,518.45	\$ 3,473.17	-1.29%	\$ 9,912.64	\$ 9,867.36	-0.46%
MGS-S Customer 10607	\$ 2,009.96	-2.80%	\$ 4,376.67	\$ 4,318.77	-1.32%	\$ 6,031.21	\$ 5,973.31	-0.96%
MGS-S Customer 10608	\$ 9,167.79	-3.66%	\$ 27,558.03	\$ 27,209.77	-1.26%	\$ 102,327.60	\$ 101,979.34	-0.34%
MGS-S Customer 10609	\$ 2,488.57	-3.03%	\$ 6,041.86	\$ 5,964.09	-1.29%	\$ 17,114.01	\$ 17,036.24	-0.45%
MGS-S Customer 10610	\$ 3,967.13	-3.35%	\$ 10,637.66	\$ 10,500.08	-1.29%	\$ 27,777.21	\$ 27,639.63	-0.50%
MGS-S Customer 10611	\$ 1,002.73	-2.24%	\$ 1,783.66	\$ 1,760.64	-1.29%	\$ 4,870.72	\$ 4,847.70	-0.47%
MGS-S Customer 10612	\$ 1,797.76	-2.70%	\$ 3,875.80	\$ 3,825.93	-1.29%	\$ 11,070.07	\$ 11,020.20	-0.45%
MGS-S Customer 10613	\$ 3,921.22	-3.35%	\$ 10,801.63	\$ 10,665.88	-1.26%	\$ 42,722.33	\$ 42,586.58	-0.32%
MGS-S Customer 10614	\$ 6,404.79	-3.56%	\$ 18,685.51	\$ 18,449.17	-1.26%	\$ 68,527.32	\$ 68,290.98	-0.34%
MGS-S Customer 10615	\$ 6,822.55	-3.58%	\$ 19,874.18	\$ 19,620.58	-1.28%	\$ 65,177.44	\$ 64,923.84	-0.39%
MGS-S Customer 10616	\$ 9,839.24	-3.67%	\$ 29,775.65	\$ 29,400.49	-1.26%	\$ 114,330.76	\$ 113,955.60	-0.33%
MGS-S Customer 10617	\$ 4,980.30	-3.46%	\$ 14,065.63	\$ 13,887.10	-1.27%	\$ 49,094.30	\$ 48,915.77	-0.36%
MGS-S Customer 10618	\$ 24,907.83	-4.07%	\$ 71,561.93	\$ 70,505.63	-1.48%	\$ 182,523.38	\$ 181,467.08	-0.58%
MGS-S Customer 10619	\$ 1,928.54	-3.04%	\$ 4,698.82	\$ 4,638.38	-1.29%	\$ 13,474.16	\$ 13,413.72	-0.45%
MGS-S Customer 10620	\$ 1,735.94	-2.66%	\$ 3,667.01	\$ 3,619.63	-1.29%	\$ 9,762.63	\$ 9,715.25	-0.49%
MGS-S Customer 10621	\$ 8,686.62	-3.78%	\$ 24,816.32	\$ 24,475.51	-1.37%	\$ 72,267.74	\$ 71,926.93	-0.47%
MGS-S Customer 10622	\$ 4,077.46	-3.37%	\$ 11,280.62	\$ 11,138.25	-1.26%	\$ 42,762.55	\$ 42,620.18	-0.33%
MGS-S Customer 10623	\$ 1,594.28	-2.54%	\$ 3,243.77	\$ 3,202.20	-1.28%	\$ 9,791.54	\$ 9,749.97	-0.42%
MGS-S Customer 10624	\$ 2,755.09	-3.12%	\$ 6,786.99	\$ 6,698.37	-1.31%	\$ 14,684.89	\$ 14,596.27	-0.60%
MGS-S Customer 10625	\$ 8,011.64	-3.83%	\$ 22,056.60	\$ 21,737.73	-1.45%	\$ 51,820.00	\$ 51,501.13	-0.62%
MGS-S Customer 10626	\$ 3,133.86	-3.21%	\$ 7,939.56	\$ 7,835.67	-1.31%	\$ 16,303.66	\$ 16,199.77	-0.64%
MGS-S Customer 10627	\$ 3,591.97	-3.29%	\$ 9,481.80	\$ 9,359.49	-1.29%	\$ 25,816.93	\$ 25,694.62	-0.47%
MGS-S Customer 10628	\$ 3,051.06	-3.36%	\$ 8,221.55	\$ 8,115.37	-1.29%	\$ 22,439.72	\$ 22,333.54	-0.47%
MGS-S Customer 10629	\$ 1,336.50	-2.66%	\$ 2,832.61	\$ 2,796.08	-1.29%	\$ 7,803.99	\$ 7,767.46	-0.47%
MGS-S Customer 10630	\$ 4,406.26	-3.41%	\$ 12,161.25	\$ 12,005.56	-1.28%	\$ 38,030.54	\$ 37,874.85	-0.41%
MGS-S Customer 10631	\$ 17,386.10	-3.97%	\$ 51,619.10	\$ 50,899.77	-1.39%	\$ 196,541.99	\$ 195,822.66	-0.37%
MGS-S Customer 10632	\$ 3,112.39	-3.36%	\$ 8,482.13	\$ 8,373.80	-1.28%	\$ 27,196.69	\$ 27,088.36	-0.40%
MGS-S Customer 10633	\$ 3,008.89	-3.18%	\$ 7,502.54	\$ 7,403.60	-1.32%	\$ 12,744.16	\$ 12,645.22	-0.78%
MGS-S Customer 10634	\$ 2,336.97	-2.97%	\$ 5,528.28	\$ 5,456.80	-1.29%	\$ 14,276.42	\$ 14,204.94	-0.50%
MGS-S Customer 10635	\$ 2,207.19	-3.14%	\$ 5,545.28	\$ 5,473.65	-1.29%	\$ 14,700.08	\$ 14,628.45	-0.49%
MGS-S Customer 10636	\$ 2,682.76	-3.09%	\$ 6,598.36	\$ 6,512.96	-1.29%	\$ 16,708.41	\$ 16,623.01	-0.51%
MGS-S Customer 10637	\$ 3,486.97	-3.42%	\$ 9,594.55	\$ 9,471.00	-1.29%	\$ 27,131.74	\$ 27,008.19	-0.46%

Internal Use

Customer	Distribution 8/25 Prices	Distribution % Difference	Delivery 1/25 Prices	Delivery 8/25 Prices	Delivery % Difference	Bundled 1/25 Prices	Bundled 8/25 Prices	Bundled % Difference
MGS-S Customer 10638	\$ 7,110.22	-3.59%	\$ 21,214.15	\$ 20,949.44	-1.25%	\$ 90,846.43	\$ 90,581.72	-0.29%
MGS-S Customer 10639	\$ 4,713.99	-3.43%	\$ 12,845.55	\$ 12,677.95	-1.30%	\$ 27,941.95	\$ 27,774.35	-0.60%
MGS-S Customer 10640	\$ 2,348.71	-2.98%	\$ 5,563.10	\$ 5,490.97	-1.30%	\$ 13,840.36	\$ 13,768.23	-0.52%
MGS-S Customer 10641	\$ 1,803.64	-2.70%	\$ 3,888.74	\$ 3,838.72	-1.29%	\$ 11,048.62	\$ 10,998.60	-0.45%
MGS-S Customer 10642	\$ 2,238.02	-2.93%	\$ 5,261.35	\$ 5,193.71	-1.29%	\$ 15,197.72	\$ 15,130.08	-0.45%
MGS-S Customer 10643	\$ 3,878.09	-3.34%	\$ 10,402.80	\$ 10,268.93	-1.29%	\$ 29,503.11	\$ 29,369.24	-0.45%
MGS-S Customer 10644	\$ 2,228.50	-3.16%	\$ 5,617.78	\$ 5,545.19	-1.29%	\$ 14,922.27	\$ 14,849.68	-0.49%
MGS-S Customer 10645	\$ 3,071.78	-3.36%	\$ 8,508.51	\$ 8,401.81	-1.25%	\$ 34,520.18	\$ 34,413.48	-0.31%
MGS-S Customer 10646	\$ 7,807.68	-3.62%	\$ 23,210.03	\$ 22,916.84	-1.26%	\$ 86,640.08	\$ 86,346.89	-0.34%
MGS-S Customer 10647	\$ 2,355.59	-2.98%	\$ 5,520.32	\$ 5,447.85	-1.31%	\$ 10,538.78	\$ 10,466.31	-0.69%
MGS-S Customer 10648	\$ 2,002.14	-2.82%	\$ 4,510.93	\$ 4,452.84	-1.29%	\$ 12,645.47	\$ 12,587.38	-0.46%
MGS-S Customer 10649	\$ 2,444.23	-3.02%	\$ 5,781.10	\$ 5,705.08	-1.31%	\$ 10,520.87	\$ 10,444.85	-0.72%
MGS-S Customer 10650	\$ 1,919.50	-3.04%	\$ 4,634.38	\$ 4,574.22	-1.30%	\$ 11,400.05	\$ 11,339.89	-0.53%
MGS-S Customer 10651	\$ 2,271.52	-2.95%	\$ 5,397.58	\$ 5,328.55	-1.28%	\$ 16,944.04	\$ 16,875.01	-0.41%
MGS-S Customer 10652	\$ 2,069.38	-2.85%	\$ 4,546.66	\$ 4,486.04	-1.33%	\$ 4,944.18	\$ 4,883.56	-1.23%
MGS-S Customer 10653	\$ 2,113.69	-3.12%	\$ 5,306.11	\$ 5,238.13	-1.28%	\$ 16,284.56	\$ 16,216.58	-0.42%
MGS-S Customer 10654	\$ 8,296.50	-3.63%	\$ 24,997.27	\$ 24,684.45	-1.25%	\$ 103,894.05	\$ 103,581.23	-0.30%
MGS-S Customer 10655	\$ 1,920.70	-2.77%	\$ 4,252.63	\$ 4,197.85	-1.29%	\$ 11,847.74	\$ 11,792.96	-0.46%
MGS-S Customer 10656	\$ 3,781.22	-3.46%	\$ 10,626.45	\$ 10,490.89	-1.28%	\$ 34,848.29	\$ 34,712.73	-0.39%
MGS-S Customer 10657	\$ 10,044.89	-3.68%	\$ 29,062.34	\$ 28,678.42	-1.32%	\$ 47,097.72	\$ 46,713.80	-0.82%
MGS-S Customer 10658	\$ 1,981.59	-3.06%	\$ 5,060.89	\$ 4,998.27	-1.24%	\$ 23,652.05	\$ 23,589.43	-0.26%
MGS-S Customer 10659	\$ 3,010.31	-3.18%	\$ 7,655.85	\$ 7,556.98	-1.29%	\$ 20,512.80	\$ 20,413.93	-0.48%
MGS-S Customer 10660	\$ 1,242.76	-2.57%	\$ 2,528.01	\$ 2,495.22	-1.30%	\$ 6,364.18	\$ 6,331.39	-0.52%
MGS-S Customer 10661	\$ 10,551.02	-3.70%	\$ 31,383.23	\$ 30,978.41	-1.29%	\$ 87,084.48	\$ 86,679.66	-0.46%
MGS-S Customer 10662	\$ 4,548.19	-3.42%	\$ 12,438.93	\$ 12,277.73	-1.30%	\$ 31,443.26	\$ 31,282.06	-0.51%
MGS-S Customer 10663	\$ 10,670.42	-3.82%	\$ 31,754.80	\$ 31,330.70	-1.34%	\$ 136,941.36	\$ 136,517.26	-0.31%
MGS-S Customer 10664	\$ 2,146.47	-2.90%	\$ 4,899.74	\$ 4,835.71	-1.31%	\$ 10,459.70	\$ 10,395.67	-0.61%
MGS-S Customer 10665	\$ 2,068.18	-3.10%	\$ 5,117.59	\$ 5,051.48	-1.29%	\$ 13,670.91	\$ 13,604.80	-0.48%
MGS-S Customer 10666	\$ 2,258.75	-2.95%	\$ 5,345.76	\$ 5,277.15	-1.28%	\$ 16,033.87	\$ 15,965.26	-0.43%
MGS-S Customer 10667	\$ 2,566.62	-3.06%	\$ 6,257.37	\$ 6,176.29	-1.30%	\$ 15,937.79	\$ 15,856.71	-0.51%
MGS-S Customer 10668	\$ 4,385.81	-3.40%	\$ 12,146.66	\$ 11,992.18	-1.27%	\$ 41,270.18	\$ 41,115.70	-0.37%
MGS-S Customer 10669	\$ 4,040.46	-3.36%	\$ 11,223.58	\$ 11,082.95	-1.25%	\$ 45,988.99	\$ 45,848.36	-0.31%
MGS-S Customer 10670	\$ 5,776.25	-3.84%	\$ 15,206.48	\$ 14,975.84	-1.52%	\$ 45,865.71	\$ 45,635.07	-0.50%
MGS-S Customer 10671	\$ 2,899.84	-3.16%	\$ 7,143.16	\$ 7,048.64	-1.32%	\$ 10,928.03	\$ 10,833.51	-0.86%
MGS-S Customer 10672	\$ 4,693.93	-3.44%	\$ 12,737.32	\$ 12,570.16	-1.31%	\$ 24,593.32	\$ 24,426.16	-0.68%
MGS-S Customer 10673	\$ 14,189.42	-3.74%	\$ 42,212.21	\$ 41,660.75	-1.31%	\$ 90,641.72	\$ 90,090.26	-0.61%
MGS-S Customer 10674	\$ 11,141.16	-3.71%	\$ 33,529.85	\$ 33,100.84	-1.28%	\$ 107,773.81	\$ 107,344.80	-0.40%
MGS-S Customer 10675	\$ 6,707.77	-3.58%	\$ 19,016.27	\$ 18,767.05	-1.31%	\$ 38,628.49	\$ 38,379.27	-0.65%
MGS-S Customer 10676	\$ 1,991.07	-3.06%	\$ 4,902.40	\$ 4,839.46	-1.28%	\$ 14,466.50	\$ 14,403.56	-0.44%
MGS-S Customer 10677	\$ 2,746.95	-3.11%	\$ 7,042.82	\$ 6,954.56	-1.25%	\$ 28,766.63	\$ 28,678.37	-0.31%

Customer	Distribution 8/25 Prices	Distribution % Difference	Delivery 1/25 Prices	Delivery 8/25 Prices	Delivery % Difference	Bundled 1/25 Prices	Bundled 8/25 Prices	Bundled % Difference
MGS-S Customer 10678	\$ 2,359.38	-2.98%	\$ 5,628.63	\$ 5,556.14	-1.29%	\$ 15,734.11	\$ 15,661.62	-0.46%
MGS-S Customer 10679	\$ 2,337.10	-2.98%	\$ 5,580.19	\$ 5,508.48	-1.29%	\$ 16,289.32	\$ 16,217.61	-0.44%
MGS-S Customer 10680	\$ 3,612.13	-3.31%	\$ 9,642.31	\$ 9,518.79	-1.28%	\$ 29,889.83	\$ 29,766.31	-0.41%
MGS-S Customer 10681	\$ 1,617.17	-2.86%	\$ 3,673.69	\$ 3,626.13	-1.29%	\$ 9,063.16	\$ 9,015.60	-0.52%
MGS-S Customer 10682	\$ 2,527.86	-3.04%	\$ 6,211.98	\$ 6,132.68	-1.28%	\$ 19,931.05	\$ 19,851.75	-0.40%
MGS-S Customer 10683	\$ 1,509.71	-2.80%	\$ 3,412.66	\$ 3,369.15	-1.27%	\$ 11,197.10	\$ 11,153.59	-0.39%
MGS-S Customer 10684	\$ 1,311.93	-2.62%	\$ 2,809.88	\$ 2,774.61	-1.26%	\$ 10,952.42	\$ 10,917.15	-0.32%
MGS-S Customer 10685	\$ 4,618.23	-3.43%	\$ 12,903.18	\$ 12,739.17	-1.27%	\$ 44,348.54	\$ 44,184.53	-0.37%
MGS-S Customer 10686	\$ 1,528.85	-2.82%	\$ 3,429.49	\$ 3,385.09	-1.29%	\$ 8,941.68	\$ 8,897.28	-0.50%
MGS-S Customer 10687	\$ 2,858.68	-3.32%	\$ 7,688.42	\$ 7,590.35	-1.28%	\$ 25,115.46	\$ 25,017.39	-0.39%
MGS-S Customer 10688	\$ 5,343.93	-3.59%	\$ 15,786.53	\$ 15,587.80	-1.26%	\$ 61,389.16	\$ 61,190.43	-0.32%
MGS-S Customer 10689	\$ 2,481.22	-3.15%	\$ 5,797.04	\$ 5,716.29	-1.39%	\$ 15,998.50	\$ 15,917.75	-0.50%
MGS-S Customer 10690	\$ 2,166.35	-2.91%	\$ 5,070.87	\$ 5,006.05	-1.28%	\$ 16,102.34	\$ 16,037.52	-0.40%
MGS-S Customer 10691	\$ 5,702.37	-3.52%	\$ 16,346.65	\$ 16,138.83	-1.27%	\$ 55,955.01	\$ 55,747.19	-0.37%
MGS-S Customer 10692	\$ 1,649.42	-2.60%	\$ 3,377.73	\$ 3,333.72	-1.30%	\$ 7,822.93	\$ 7,778.92	-0.56%
MGS-S Customer 10693	\$ 2,445.48	-3.02%	\$ 5,964.65	\$ 5,888.49	-1.28%	\$ 19,310.65	\$ 19,234.49	-0.39%
MGS-S Customer 10694	\$ 2,852.18	-3.14%	\$ 7,333.97	\$ 7,241.51	-1.26%	\$ 27,867.72	\$ 27,775.26	-0.33%
MGS-S Customer 10695	\$ 2,092.92	-2.86%	\$ 4,745.79	\$ 4,684.11	-1.30%	\$ 11,153.70	\$ 11,092.02	-0.55%
MGS-S Customer 10696	\$ 2,164.13	-2.90%	\$ 5,084.89	\$ 5,020.15	-1.27%	\$ 17,113.43	\$ 17,048.69	-0.38%
MGS-S Customer 10697	\$ 2,131.88	-2.88%	\$ 4,843.80	\$ 4,780.57	-1.31%	\$ 10,339.08	\$ 10,275.85	-0.61%
MGS-S Customer 10698	\$ 1,996.30	-2.82%	\$ 4,484.60	\$ 4,426.75	-1.29%	\$ 12,222.54	\$ 12,164.69	-0.47%
MGS-S Customer 10699	\$ 1,881.45	-3.01%	\$ 4,424.27	\$ 4,365.82	-1.32%	\$ 6,924.13	\$ 6,865.68	-0.84%
MGS-S Customer 10700	\$ 4,401.26	-3.40%	\$ 12,136.34	\$ 11,981.26	-1.28%	\$ 38,512.96	\$ 38,357.88	-0.40%
MGS-S Customer 10701	\$ 2,277.08	-3.17%	\$ 5,875.24	\$ 5,800.65	-1.27%	\$ 20,539.72	\$ 20,465.13	-0.36%
MGS-S Customer 10702	\$ 3,370.63	-3.26%	\$ 8,952.38	\$ 8,838.87	-1.27%	\$ 31,772.55	\$ 31,659.04	-0.36%
MGS-S Customer 10703	\$ 2,399.76	-3.00%	\$ 5,774.41	\$ 5,700.13	-1.29%	\$ 16,657.11	\$ 16,582.83	-0.45%
MGS-S Customer 10704	\$ 1,883.55	-3.02%	\$ 4,496.49	\$ 4,437.92	-1.30%	\$ 10,134.72	\$ 10,076.15	-0.58%
MGS-S Customer 10705	\$ 1,976.90	-2.80%	\$ 4,359.15	\$ 4,302.12	-1.31%	\$ 8,897.70	\$ 8,840.67	-0.64%
MGS-S Customer 10706	\$ 3,074.85	-3.19%	\$ 7,914.67	\$ 7,813.20	-1.28%	\$ 23,907.01	\$ 23,805.54	-0.42%
MGS-S Customer 10707	\$ 5,663.83	-3.60%	\$ 16,485.83	\$ 16,274.33	-1.28%	\$ 49,357.20	\$ 49,145.70	-0.43%
MGS-S Customer 10708	\$ 2,002.79	-3.07%	\$ 4,855.17	\$ 4,791.81	-1.31%	\$ 10,478.77	\$ 10,415.41	-0.60%
MGS-S Customer 10709	\$ 2,289.56	-2.96%	\$ 5,383.44	\$ 5,313.71	-1.30%	\$ 13,646.99	\$ 13,577.26	-0.51%
MGS-S Customer 10710	\$ 1,610.99	-2.87%	\$ 3,710.50	\$ 3,662.89	-1.28%	\$ 11,093.99	\$ 11,046.38	-0.43%
MGS-S Customer 10711	\$ 3,931.99	-3.34%	\$ 10,713.32	\$ 10,577.26	-1.27%	\$ 36,993.96	\$ 36,857.90	-0.37%
MGS-S Customer 10712	\$ 5,306.07	-3.49%	\$ 15,250.30	\$ 15,058.23	-1.26%	\$ 59,182.39	\$ 58,990.32	-0.32%
MGS-S Customer 10713	\$ 2,991.53	-3.17%	\$ 7,563.78	\$ 7,465.86	-1.29%	\$ 19,136.40	\$ 19,038.48	-0.51%
MGS-S Customer 10714	\$ 2,014.56	-3.08%	\$ 5,027.18	\$ 4,963.17	-1.27%	\$ 16,944.31	\$ 16,880.30	-0.38%
MGS-S Customer 10715	\$ 3,148.52	-3.22%	\$ 8,152.12	\$ 8,047.53	-1.28%	\$ 24,516.85	\$ 24,412.26	-0.43%
MGS-S Customer 10716	\$ 2,078.73	-3.10%	\$ 4,999.23	\$ 4,932.65	-1.33%	\$ 6,089.53	\$ 6,022.95	-1.09%
MGS-S Customer 10717	\$ 4,690.12	-3.54%	\$ 12,766.04	\$ 12,593.93	-1.35%	\$ 40,838.34	\$ 40,666.23	-0.42%

Customer	Distribution 8/25 Prices	Distribution % Difference	Delivery 1/25 Prices	Delivery 8/25 Prices	Delivery % Difference	Bundled 1/25 Prices	Bundled 8/25 Prices	Bundled % Difference
MGS-S Customer 10718	\$ 2,855.52	-3.14%	\$ 7,124.45	\$ 7,031.83	-1.30%	\$ 16,832.29	\$ 16,739.67	-0.55%
MGS-S Customer 10719	\$ 4,903.83	-3.45%	\$ 13,622.66	\$ 13,447.22	-1.29%	\$ 38,289.90	\$ 38,114.46	-0.46%
MGS-S Customer 10720	\$ 8,243.57	-3.64%	\$ 24,162.17	\$ 23,850.98	-1.29%	\$ 68,715.86	\$ 68,404.67	-0.45%
MGS-S Customer 10721	\$ 2,584.49	-3.06%	\$ 6,238.92	\$ 6,157.21	-1.31%	\$ 12,593.24	\$ 12,511.53	-0.65%
MGS-S Customer 10722	\$ 1,922.13	-2.79%	\$ 4,170.37	\$ 4,115.26	-1.32%	\$ 6,858.88	\$ 6,803.77	-0.80%
MGS-S Customer 10723	\$ 2,822.07	-3.31%	\$ 7,404.99	\$ 7,308.28	-1.31%	\$ 16,066.18	\$ 15,969.47	-0.60%
MGS-S Customer 10724	\$ 4,003.96	-3.36%	\$ 11,015.88	\$ 10,876.86	-1.26%	\$ 41,346.03	\$ 41,207.01	-0.34%
MGS-S Customer 10725	\$ 1,207.62	-2.51%	\$ 2,329.05	\$ 2,298.02	-1.33%	\$ 2,432.12	\$ 2,401.09	-1.28%
MGS-S Customer 10726	\$ 2,004.40	-2.82%	\$ 4,513.97	\$ 4,455.86	-1.29%	\$ 12,645.89	\$ 12,587.78	-0.46%
MGS-S Customer 10727	\$ 2,124.74	-2.88%	\$ 4,881.04	\$ 4,817.93	-1.29%	\$ 12,845.56	\$ 12,782.45	-0.49%
MGS-S Customer 10728	\$ 3,333.97	-3.25%	\$ 8,494.46	\$ 8,382.29	-1.32%	\$ 13,941.29	\$ 13,829.12	-0.80%
MGS-S Customer 10729	\$ 5,332.23	-3.49%	\$ 14,860.75	\$ 14,667.72	-1.30%	\$ 36,045.23	\$ 35,852.20	-0.54%
MGS-S Customer 10730	\$ 1,281.25	-2.21%	\$ 2,237.32	\$ 2,208.36	-1.29%	\$ 5,736.64	\$ 5,707.68	-0.50%
MGS-S Customer 10731	\$ 2,133.79	-2.88%	\$ 4,874.29	\$ 4,810.96	-1.30%	\$ 11,523.52	\$ 11,460.19	-0.55%
MGS-S Customer 10732	\$ 2,821.78	-3.14%	\$ 7,201.00	\$ 7,109.52	-1.27%	\$ 25,117.54	\$ 25,026.06	-0.36%
MGS-S Customer 10733	\$ 13,852.11	-3.73%	\$ 42,409.21	\$ 41,872.60	-1.27%	\$ 153,464.35	\$ 152,927.74	-0.35%
MGS-S Customer 10734	\$ 1,790.11	-2.70%	\$ 3,765.61	\$ 3,715.96	-1.32%	\$ 6,474.69	\$ 6,425.04	-0.77%
MGS-S Customer 10735	\$ 1,399.45	-2.35%	\$ 2,576.46	\$ 2,542.83	-1.31%	\$ 5,458.42	\$ 5,424.79	-0.62%
MGS-S Customer 10736	\$ 2,337.27	-2.97%	\$ 5,514.46	\$ 5,442.81	-1.30%	\$ 13,142.70	\$ 13,071.05	-0.55%
MGS-S Customer 10737	\$ 4,182.64	-3.38%	\$ 11,478.43	\$ 11,332.23	-1.27%	\$ 38,124.72	\$ 37,978.52	-0.38%
MGS-S Customer 10738	\$ 2,877.56	-3.15%	\$ 7,244.71	\$ 7,151.22	-1.29%	\$ 19,644.60	\$ 19,551.11	-0.48%
MGS-S Customer 10739	\$ 20,532.91	-3.79%	\$ 64,553.11	\$ 63,745.28	-1.25%	\$ 268,216.67	\$ 267,408.84	-0.30%
MGS-S Customer 10740	\$ 2,760.97	-3.12%	\$ 6,972.59	\$ 6,883.77	-1.27%	\$ 23,196.09	\$ 23,107.27	-0.38%
MGS-S Customer 10741	\$ 3,935.15	-3.35%	\$ 10,753.90	\$ 10,617.55	-1.27%	\$ 38,168.04	\$ 38,031.69	-0.36%
MGS-S Customer 10742	\$ 8,339.65	-3.63%	\$ 24,539.71	\$ 24,225.57	-1.28%	\$ 75,656.70	\$ 75,342.56	-0.42%
MGS-S Customer 10743	\$ 6,404.17	-3.56%	\$ 18,574.93	\$ 18,338.82	-1.27%	\$ 63,603.96	\$ 63,367.85	-0.37%
MGS-S Customer 10744	\$ 3,736.74	-3.32%	\$ 10,116.47	\$ 9,988.21	-1.27%	\$ 35,876.07	\$ 35,747.81	-0.36%
MGS-S Customer 10745	\$ 5,415.53	-3.51%	\$ 15,138.82	\$ 14,942.09	-1.30%	\$ 36,803.21	\$ 36,606.48	-0.53%
MGS-S Customer 10746	\$ 2,049.83	-2.85%	\$ 4,663.06	\$ 4,602.99	-1.29%	\$ 13,064.30	\$ 13,004.23	-0.46%
MGS-S Customer 10747	\$ 3,898.64	-3.48%	\$ 10,782.61	\$ 10,642.17	-1.30%	\$ 24,955.88	\$ 24,815.44	-0.56%
MGS-S Customer 10748	\$ 3,891.40	-3.34%	\$ 10,662.45	\$ 10,527.94	-1.26%	\$ 40,246.23	\$ 40,111.72	-0.33%
MGS-S Customer 10749	\$ 5,630.40	-3.51%	\$ 16,018.96	\$ 15,814.14	-1.28%	\$ 50,448.89	\$ 50,244.07	-0.41%
MGS-S Customer 10750	\$ 1,048.96	-2.31%	\$ 1,936.57	\$ 1,911.73	-1.28%	\$ 5,765.89	\$ 5,741.05	-0.43%
MGS-S Customer 10751	\$ 1,902.79	-2.76%	\$ 4,070.05	\$ 4,016.00	-1.33%	\$ 5,395.74	\$ 5,341.69	-1.00%
MGS-S Customer 10752	\$ 3,763.10	-3.32%	\$ 9,982.49	\$ 9,853.44	-1.29%	\$ 25,924.56	\$ 25,795.51	-0.50%
MGS-S Customer 10753	\$ 16,935.10	-3.83%	\$ 51,131.63	\$ 50,457.16	-1.32%	\$ 173,604.00	\$ 172,929.53	-0.39%
MGS-S Customer 10754	\$ 1,661.82	-2.90%	\$ 3,869.57	\$ 3,819.93	-1.28%	\$ 11,572.31	\$ 11,522.67	-0.43%
MGS-S Customer 10755	\$ 1,817.99	-2.99%	\$ 4,324.95	\$ 4,268.92	-1.30%	\$ 11,007.09	\$ 10,951.06	-0.51%
MGS-S Customer 10756	\$ 1,572.57	-2.84%	\$ 3,623.78	\$ 3,577.75	-1.27%	\$ 12,524.01	\$ 12,477.98	-0.37%
MGS-S Customer 10757	\$ 2,058.41	-3.10%	\$ 4,988.70	\$ 4,922.91	-1.32%	\$ 8,485.74	\$ 8,419.95	-0.78%

Internal Use

Customer	Distribution 8/25 Prices	Distribution % Difference	Delivery 1/25 Prices	Delivery 8/25 Prices	Delivery % Difference	Bundled 1/25 Prices	Bundled 8/25 Prices	Bundled % Difference
MGS-S Customer 10758	\$ 1,211.16	-2.53%	\$ 2,443.41	\$ 2,412.01	-1.29%	\$ 7,092.34	\$ 7,060.94	-0.44%
MGS-S Customer 10759	\$ 1,255.03	-2.18%	\$ 2,159.38	\$ 2,131.47	-1.29%	\$ 5,674.02	\$ 5,646.11	-0.49%
MGS-S Customer 10760	\$ 1,505.60	-2.79%	\$ 3,335.80	\$ 3,292.51	-1.30%	\$ 8,125.73	\$ 8,082.44	-0.53%
MGS-S Customer 10761	\$ 1,140.53	-2.44%	\$ 2,230.58	\$ 2,202.00	-1.28%	\$ 6,828.21	\$ 6,799.63	-0.42%
MGS-S Customer 10762	\$ 1,527.23	-2.80%	\$ 3,361.89	\$ 3,317.82	-1.31%	\$ 6,438.78	\$ 6,394.71	-0.68%
MGS-S Customer 10763	\$ 978.00	-2.20%	\$ 1,698.29	\$ 1,676.30	-1.29%	\$ 4,316.53	\$ 4,294.54	-0.51%
MGS-S Customer 10764	\$ 1,344.26	-2.67%	\$ 2,927.60	\$ 2,890.76	-1.26%	\$ 11,438.07	\$ 11,401.23	-0.32%
MGS-S Customer 10765	\$ 1,452.08	-2.76%	\$ 3,179.51	\$ 3,138.34	-1.29%	\$ 8,130.10	\$ 8,088.93	-0.51%
MGS-S Customer 10766	\$ 2,808.92	-3.31%	\$ 7,548.98	\$ 7,452.86	-1.27%	\$ 25,360.97	\$ 25,264.85	-0.38%
MGS-S Customer 10767	\$ 7,421.17	-3.60%	\$ 21,932.48	\$ 21,654.99	-1.27%	\$ 80,179.53	\$ 79,902.04	-0.35%
MGS-S Customer 10768	\$ 3,119.80	-3.37%	\$ 8,357.78	\$ 8,249.08	-1.30%	\$ 19,701.88	\$ 19,593.18	-0.55%
MGS-S Customer 10769	\$ 2,577.23	-3.25%	\$ 6,664.48	\$ 6,577.76	-1.30%	\$ 15,531.34	\$ 15,444.62	-0.56%
MGS-S Customer 10770	\$ 6,188.58	-3.55%	\$ 17,636.93	\$ 17,409.34	-1.29%	\$ 48,149.90	\$ 47,922.31	-0.47%
MGS-S Customer 10771	\$ 3,326.60	-3.40%	\$ 8,932.67	\$ 8,815.61	-1.31%	\$ 17,836.09	\$ 17,719.03	-0.66%
MGS-S Customer 10772	\$ 3,535.62	-3.29%	\$ 9,400.87	\$ 9,280.74	-1.28%	\$ 29,874.06	\$ 29,753.93	-0.40%
MGS-S Customer 10773	\$ 1,626.91	-2.57%	\$ 3,358.31	\$ 3,315.37	-1.28%	\$ 10,557.26	\$ 10,514.32	-0.41%
MGS-S Customer 10774	\$ 4,601.54	-3.43%	\$ 12,740.48	\$ 12,577.28	-1.28%	\$ 39,012.44	\$ 38,849.24	-0.42%
MGS-S Customer 10775	\$ 3,503.54	-3.42%	\$ 9,919.14	\$ 9,794.90	-1.25%	\$ 40,865.05	\$ 40,740.81	-0.30%
MGS-S Customer 10776	\$ 11,439.86	-3.70%	\$ 34,539.63	\$ 34,100.36	-1.27%	\$ 116,882.60	\$ 116,443.33	-0.38%
MGS-S Customer 10777	\$ 13,145.40	-3.79%	\$ 39,509.36	\$ 38,991.44	-1.31%	\$ 142,127.27	\$ 141,609.35	-0.36%
MGS-S Customer 10778	\$ 9,151.69	-3.65%	\$ 27,407.77	\$ 27,060.77	-1.27%	\$ 98,671.73	\$ 98,324.73	-0.35%
MGS-S Customer 10779	\$ 2,736.50	-3.11%	\$ 6,970.56	\$ 6,882.76	-1.26%	\$ 26,802.62	\$ 26,714.82	-0.33%
MGS-S Customer 10780	\$ 5,898.66	-3.59%	\$ 16,861.56	\$ 16,641.73	-1.30%	\$ 60,795.94	\$ 60,576.11	-0.36%
MGS-S Customer 10781	\$ 2,542.09	-3.05%	\$ 6,374.59	\$ 6,294.62	-1.25%	\$ 25,728.68	\$ 25,648.71	-0.31%
MGS-S Customer 10782	\$ 2,975.34	-3.54%	\$ 6,740.42	\$ 6,631.14	-1.62%	\$ 14,642.90	\$ 14,533.62	-0.75%
MGS-S Customer 10783	\$ 2,949.11	-3.17%	\$ 7,513.92	\$ 7,417.31	-1.29%	\$ 21,956.85	\$ 21,860.24	-0.44%
MGS-S Customer 10784	\$ 1,929.30	-2.78%	\$ 4,192.47	\$ 4,137.20	-1.32%	\$ 7,211.09	\$ 7,155.82	-0.77%
MGS-S Customer 10785	\$ 1,596.33	-2.86%	\$ 3,623.98	\$ 3,576.93	-1.30%	\$ 8,860.57	\$ 8,813.52	-0.53%
MGS-S Customer 10786	\$ 1,322.71	-2.63%	\$ 2,728.96	\$ 2,693.23	-1.31%	\$ 5,268.36	\$ 5,232.63	-0.68%
MGS-S Customer 10787	\$ 5,255.69	-3.96%	\$ 12,847.89	\$ 12,631.43	-1.68%	\$ 25,476.31	\$ 25,259.85	-0.85%
MGS-S Customer 10788	\$ 13,714.53	-3.74%	\$ 41,301.75	\$ 40,768.78	-1.29%	\$ 113,767.77	\$ 113,234.80	-0.47%
MGS-S Customer 10789	\$ 2,651.11	-3.08%	\$ 6,690.29	\$ 6,605.90	-1.26%	\$ 25,351.49	\$ 25,267.10	-0.33%
MGS-S Customer 10790	\$ 1,863.64	-2.74%	\$ 4,062.69	\$ 4,010.18	-1.29%	\$ 10,708.26	\$ 10,655.75	-0.49%
MGS-S Customer 10791	\$ 2,147.10	-3.13%	\$ 5,365.32	\$ 5,295.99	-1.29%	\$ 14,280.40	\$ 14,211.07	-0.49%
MGS-S Customer 10792	\$ 1,785.18	-2.97%	\$ 4,251.79	\$ 4,197.17	-1.28%	\$ 12,438.21	\$ 12,383.59	-0.44%
MGS-S Customer 10793	\$ 1,306.99	-2.61%	\$ 2,682.22	\$ 2,647.15	-1.31%	\$ 5,334.62	\$ 5,299.55	-0.66%
MGS-S Customer 10794	\$ 1,301.16	-2.63%	\$ 2,723.04	\$ 2,687.95	-1.29%	\$ 7,584.96	\$ 7,549.87	-0.46%
MGS-S Customer 10795	\$ 3,428.31	-3.27%	\$ 9,007.51	\$ 8,891.54	-1.29%	\$ 26,704.67	\$ 26,588.70	-0.43%
MGS-S Customer 10796	\$ 3,551.48	-3.29%	\$ 9,441.62	\$ 9,320.89	-1.28%	\$ 29,666.29	\$ 29,545.56	-0.41%
MGS-S Customer 10797	\$ 17,808.28	-3.77%	\$ 55,972.54	\$ 55,274.61	-1.25%	\$ 242,213.18	\$ 241,515.25	-0.29%

Internal Use

Customer	Distribution 8/25 Prices	Distribution % Difference	Delivery 1/25 Prices	Delivery 8/25 Prices	Delivery % Difference	Bundled 1/25 Prices	Bundled 8/25 Prices	Bundled % Difference
MGS-S Customer 10798	\$ 3,527.83	-3.29%	\$ 9,274.87	\$ 9,154.91	-1.29%	\$ 24,370.47	\$ 24,250.51	-0.49%
MGS-S Customer 10799	\$ 3,811.69	-3.33%	\$ 10,209.81	\$ 10,078.47	-1.29%	\$ 29,287.27	\$ 29,155.93	-0.45%
MGS-S Customer 10800	\$ 3,174.24	-3.21%	\$ 8,311.84	\$ 8,206.43	-1.27%	\$ 29,235.80	\$ 29,130.39	-0.36%
MGS-S Customer 10801	\$ 13,578.38	-3.73%	\$ 43,421.40	\$ 42,895.12	-1.21%	\$ 254,107.40	\$ 253,581.12	-0.21%
MGS-S Customer 10802	\$ 4,229.32	-3.39%	\$ 11,607.30	\$ 11,458.74	-1.28%	\$ 36,471.07	\$ 36,322.51	-0.41%
MGS-S Customer 10803	\$ 7,089.84	-3.59%	\$ 20,847.39	\$ 20,583.37	-1.27%	\$ 75,200.33	\$ 74,936.31	-0.35%
MGS-S Customer 10804	\$ 964.25	-1.65%	\$ 1,216.58	\$ 1,200.44	-1.33%	\$ 1,661.41	\$ 1,645.27	-0.97%
MGS-S Customer 10805	\$ 1,651.11	-2.90%	\$ 3,832.14	\$ 3,782.88	-1.29%	\$ 11,157.13	\$ 11,107.87	-0.44%
MGS-S Customer 10806	\$ 2,116.05	-2.88%	\$ 4,846.74	\$ 4,783.98	-1.29%	\$ 12,421.28	\$ 12,358.52	-0.51%
MGS-S Customer 10807	\$ 2,629.98	-3.27%	\$ 7,041.01	\$ 6,952.13	-1.26%	\$ 26,477.49	\$ 26,388.61	-0.34%
MGS-S Customer 10808	\$ 2,427.14	-3.22%	\$ 6,246.61	\$ 6,165.96	-1.29%	\$ 16,870.73	\$ 16,790.08	-0.48%
MGS-S Customer 10809	\$ 3,389.84	-3.41%	\$ 9,221.82	\$ 9,102.01	-1.30%	\$ 22,439.84	\$ 22,320.03	-0.53%
MGS-S Customer 10810	\$ 1,994.12	-3.07%	\$ 4,820.55	\$ 4,757.41	-1.31%	\$ 9,723.49	\$ 9,660.35	-0.65%
MGS-S Customer 10811	\$ 1,813.10	-2.70%	\$ 3,860.93	\$ 3,810.55	-1.30%	\$ 8,322.47	\$ 8,272.09	-0.61%
MGS-S Customer 10812	\$ 1,408.65	-2.71%	\$ 3,026.55	\$ 2,987.31	-1.30%	\$ 7,342.52	\$ 7,303.28	-0.53%
MGS-S Customer 10813	\$ 2,052.04	-2.85%	\$ 4,709.92	\$ 4,649.81	-1.28%	\$ 15,212.01	\$ 15,151.90	-0.40%
MGS-S Customer 10814	\$ 1,950.24	-2.79%	\$ 4,544.83	\$ 4,488.79	-1.23%	\$ 21,929.25	\$ 21,873.21	-0.26%
MGS-S Customer 10815	\$ 2,553.08	-3.25%	\$ 6,812.40	\$ 6,726.68	-1.26%	\$ 26,576.24	\$ 26,490.52	-0.32%
MGS-S Customer 10816	\$ 4,339.95	-3.40%	\$ 12,184.43	\$ 12,031.76	-1.25%	\$ 49,848.82	\$ 49,696.15	-0.31%
MGS-S Customer 10817	\$ 1,330.57	-2.65%	\$ 2,824.72	\$ 2,788.47	-1.28%	\$ 8,390.62	\$ 8,354.37	-0.43%
MGS-S Customer 10818	\$ 1,285.40	-2.59%	\$ 2,586.35	\$ 2,552.14	-1.32%	\$ 3,694.25	\$ 3,660.04	-0.93%
MGS-S Customer 10819	\$ 1,694.24	-2.90%	\$ 3,893.04	\$ 3,842.41	-1.30%	\$ 8,724.91	\$ 8,674.28	-0.58%
MGS-S Customer 10820	\$ 2,302.20	-3.18%	\$ 5,836.74	\$ 5,761.14	-1.30%	\$ 14,884.14	\$ 14,808.54	-0.51%
MGS-S Customer 10821	\$ 1,245.58	-2.57%	\$ 2,546.19	\$ 2,513.38	-1.29%	\$ 7,068.52	\$ 7,035.71	-0.46%
MGS-S Customer 10822	\$ 1,910.82	-3.03%	\$ 4,617.76	\$ 4,558.08	-1.29%	\$ 12,158.59	\$ 12,098.91	-0.49%
MGS-S Customer 10823	\$ 2,352.27	-2.98%	\$ 5,739.60	\$ 5,667.32	-1.26%	\$ 22,143.29	\$ 22,071.01	-0.33%
MGS-S Customer 10824	\$ 1,896.41	-3.03%	\$ 4,577.47	\$ 4,518.30	-1.29%	\$ 12,106.76	\$ 12,047.59	-0.49%
MGS-S Customer 10825	\$ 2,453.75	-3.22%	\$ 6,401.00	\$ 6,319.26	-1.28%	\$ 20,614.94	\$ 20,533.20	-0.40%
MGS-S Customer 10826	\$ 6,873.51	-3.58%	\$ 19,919.97	\$ 19,664.94	-1.28%	\$ 61,466.24	\$ 61,211.21	-0.41%
MGS-S Customer 10827	\$ 1,750.12	-2.68%	\$ 3,739.39	\$ 3,691.27	-1.29%	\$ 10,864.07	\$ 10,815.95	-0.44%
MGS-S Customer 10828	\$ 1,711.80	-2.93%	\$ 4,008.00	\$ 3,956.32	-1.29%	\$ 11,038.76	\$ 10,987.08	-0.47%
MGS-S Customer 10829	\$ 2,672.93	-3.09%	\$ 6,654.43	\$ 6,569.25	-1.28%	\$ 20,541.24	\$ 20,456.06	-0.41%
MGS-S Customer 10830	\$ 2,885.33	-3.32%	\$ 7,912.69	\$ 7,813.48	-1.25%	\$ 32,219.43	\$ 32,120.22	-0.31%
MGS-S Customer 10831	\$ 4,973.20	-3.56%	\$ 14,989.97	\$ 14,806.27	-1.23%	\$ 76,600.94	\$ 76,417.24	-0.24%
MGS-S Customer 10832	\$ 2,743.72	-3.29%	\$ 7,358.25	\$ 7,264.83	-1.27%	\$ 25,626.73	\$ 25,533.31	-0.36%
MGS-S Customer 10833	\$ 1,443.17	-2.75%	\$ 3,163.46	\$ 3,122.67	-1.29%	\$ 8,701.71	\$ 8,660.92	-0.47%
MGS-S Customer 10834	\$ 1,734.29	-2.94%	\$ 4,082.77	\$ 4,030.19	-1.29%	\$ 11,475.86	\$ 11,423.28	-0.46%
MGS-S Customer 10835	\$ 14,720.01	-3.75%	\$ 44,384.87	\$ 43,811.89	-1.29%	\$ 121,681.96	\$ 121,108.98	-0.47%
MGS-S Customer 10836	\$ 10,158.04	-3.68%	\$ 31,079.20	\$ 30,691.13	-1.25%	\$ 132,252.82	\$ 131,864.75	-0.29%
MGS-S Customer 10837	\$ 1,891.84	-3.02%	\$ 4,631.71	\$ 4,572.83	-1.27%	\$ 15,749.56	\$ 15,690.68	-0.37%

Customer	Distribution 8/25 Prices	Distribution % Difference	Delivery 1/25 Prices	Delivery 8/25 Prices	Delivery % Difference	Bundled 1/25 Prices	Bundled 8/25 Prices	Bundled % Difference
MGS-S Customer 10838	\$ 8,600.84	-3.65%	\$ 25,874.22	\$ 25,548.72	-1.26%	\$ 101,722.44	\$ 101,396.94	-0.32%
MGS-S Customer 10839	\$ 3,274.21	-3.24%	\$ 8,435.86	\$ 8,326.19	-1.30%	\$ 20,090.75	\$ 19,981.08	-0.55%
MGS-S Customer 10840	\$ 3,335.60	-3.25%	\$ 8,706.98	\$ 8,594.96	-1.29%	\$ 24,852.32	\$ 24,740.30	-0.45%
MGS-S Customer 10841	\$ 1,596.29	-2.54%	\$ 3,199.57	\$ 3,157.90	-1.30%	\$ 7,240.28	\$ 7,198.61	-0.58%
MGS-S Customer 10842	\$ 7,485.74	-3.61%	\$ 22,121.69	\$ 21,841.55	-1.27%	\$ 79,966.53	\$ 79,686.39	-0.35%
MGS-S Customer 10843	\$ 1,209.61	-2.11%	\$ 2,000.92	\$ 1,974.79	-1.31%	\$ 4,368.46	\$ 4,342.33	-0.60%
MGS-S Customer 10844	\$ 1,939.90	-3.03%	\$ 4,667.06	\$ 4,606.54	-1.30%	\$ 11,128.10	\$ 11,067.58	-0.54%
MGS-S Customer 10845	\$ 5,198.87	-3.48%	\$ 14,930.23	\$ 14,742.55	-1.26%	\$ 59,205.12	\$ 59,017.44	-0.32%
MGS-S Customer 10846	\$ 1,749.03	-2.67%	\$ 3,811.55	\$ 3,763.64	-1.26%	\$ 15,036.81	\$ 14,988.90	-0.32%
MGS-S Customer 10847	\$ 2,157.57	-3.13%	\$ 5,500.64	\$ 5,430.91	-1.27%	\$ 19,566.95	\$ 19,497.22	-0.36%
MGS-S Customer 10848	\$ 2,502.72	-3.03%	\$ 6,037.22	\$ 5,958.89	-1.30%	\$ 14,802.50	\$ 14,724.17	-0.53%
MGS-S Customer 10849	\$ 16,869.30	-3.76%	\$ 52,938.95	\$ 52,279.21	-1.25%	\$ 232,003.83	\$ 231,344.09	-0.28%
MGS-S Customer 10850	\$ 6,199.26	-3.55%	\$ 17,356.57	\$ 17,128.41	-1.31%	\$ 32,201.71	\$ 31,973.55	-0.71%
MGS-S Customer 10851	\$ 2,254.72	-2.94%	\$ 5,234.98	\$ 5,166.71	-1.30%	\$ 11,514.91	\$ 11,446.64	-0.59%
MGS-S Customer 10852	\$ 3,723.88	-3.31%	\$ 9,924.90	\$ 9,797.32	-1.29%	\$ 28,572.73	\$ 28,445.15	-0.45%
MGS-S Customer 10853	\$ 1,549.99	-2.50%	\$ 3,073.36	\$ 3,033.54	-1.30%	\$ 7,735.55	\$ 7,695.73	-0.51%
MGS-S Customer 10854	\$ 1,575.06	-2.52%	\$ 3,139.40	\$ 3,098.62	-1.30%	\$ 7,440.28	\$ 7,399.50	-0.55%
MGS-S Customer 10855	\$ 2,053.72	-3.09%	\$ 5,031.32	\$ 4,965.82	-1.30%	\$ 11,573.94	\$ 11,508.44	-0.57%
MGS-S Customer 10856	\$ 3,023.59	-3.18%	\$ 7,806.87	\$ 7,707.50	-1.27%	\$ 26,164.36	\$ 26,064.99	-0.38%
MGS-S Customer 10857	\$ 1,348.66	-2.28%	\$ 2,464.01	\$ 2,432.53	-1.28%	\$ 7,583.71	\$ 7,552.23	-0.42%
MGS-S Customer 10858	\$ 1,372.98	-2.67%	\$ 2,826.32	\$ 2,788.62	-1.33%	\$ 2,826.32	\$ 2,788.62	-1.33%
MGS-S Customer 10859	\$ 1,959.29	-2.80%	\$ 4,392.85	\$ 4,336.42	-1.28%	\$ 12,920.58	\$ 12,864.15	-0.44%
MGS-S Customer 10860	\$ 4,986.35	-3.46%	\$ 14,147.51	\$ 13,968.72	-1.26%	\$ 52,275.01	\$ 52,096.22	-0.34%
MGS-S Customer 10861	\$ 3,919.62	-3.34%	\$ 10,499.92	\$ 10,364.45	-1.29%	\$ 28,389.04	\$ 28,253.57	-0.48%
MGS-S Customer 10862	\$ 4,715.15	-4.15%	\$ 10,395.70	\$ 10,191.53	-1.96%	\$ 11,903.98	\$ 11,699.81	-1.72%
MGS-S Customer 10863	\$ 2,002.37	-3.07%	\$ 4,955.95	\$ 4,892.55	-1.28%	\$ 15,483.29	\$ 15,419.89	-0.41%
MGS-S Customer 10864	\$ 1,580.93	-2.84%	\$ 3,545.98	\$ 3,499.77	-1.30%	\$ 7,764.48	\$ 7,718.27	-0.60%
MGS-S Customer 10865	\$ 1,376.13	-2.69%	\$ 2,902.79	\$ 2,864.79	-1.31%	\$ 5,791.26	\$ 5,753.26	-0.66%
MGS-S Customer 10866	\$ 5,149.18	-3.48%	\$ 14,310.34	\$ 14,124.44	-1.30%	\$ 34,982.92	\$ 34,797.02	-0.53%
MGS-S Customer 10867	\$ 1,744.64	-2.95%	\$ 4,107.39	\$ 4,054.40	-1.29%	\$ 11,175.17	\$ 11,122.18	-0.47%
MGS-S Customer 10868	\$ 2,067.47	-2.85%	\$ 4,754.37	\$ 4,693.65	-1.28%	\$ 15,180.02	\$ 15,119.30	-0.40%
MGS-S Customer 10869	\$ 13,267.47	-3.73%	\$ 40,852.32	\$ 40,338.05	-1.26%	\$ 159,064.94	\$ 158,550.67	-0.32%
MGS-S Customer 10870	\$ 2,312.01	-2.97%	\$ 5,434.38	\$ 5,363.68	-1.30%	\$ 12,729.77	\$ 12,659.07	-0.56%
MGS-S Customer 10871	\$ 5,640.77	-3.51%	\$ 15,774.33	\$ 15,569.02	-1.30%	\$ 36,499.47	\$ 36,294.16	-0.56%
MGS-S Customer 10872	\$ 8,601.66	-3.64%	\$ 25,590.89	\$ 25,265.86	-1.27%	\$ 88,664.43	\$ 88,339.40	-0.37%
MGS-S Customer 10873	\$ 1,687.93	-2.92%	\$ 3,901.16	\$ 3,850.46	-1.30%	\$ 9,265.27	\$ 9,214.57	-0.55%
MGS-S Customer 10874	\$ 1,781.45	-2.69%	\$ 3,906.75	\$ 3,857.56	-1.26%	\$ 15,092.59	\$ 15,043.40	-0.33%
MGS-S Customer 10875	\$ 4,574.72	-3.42%	\$ 12,595.61	\$ 12,433.46	-1.29%	\$ 35,631.17	\$ 35,469.02	-0.46%
MGS-S Customer 10876	\$ 1,597.08	-2.86%	\$ 3,626.19	\$ 3,579.14	-1.30%	\$ 8,924.14	\$ 8,877.09	-0.53%
MGS-S Customer 10877	\$ 7,957.94	-3.62%	\$ 23,617.13	\$ 23,318.51	-1.26%	\$ 86,283.90	\$ 85,985.28	-0.35%

Customer	Distribution 8/25 Prices	Distribution % Difference	Delivery 1/25 Prices	Delivery 8/25 Prices	Delivery % Difference	Bundled 1/25 Prices	Bundled 8/25 Prices	Bundled % Difference
MGS-S Customer 10878	\$ 3,087.88	-3.20%	\$ 8,056.24	\$ 7,954.22	-1.27%	\$ 28,994.71	\$ 28,892.69	-0.35%
MGS-S Customer 10879	\$ 3,754.33	-3.32%	\$ 10,131.35	\$ 10,002.25	-1.27%	\$ 33,697.09	\$ 33,567.99	-0.38%
MGS-S Customer 10880	\$ 13,774.00	-3.73%	\$ 41,940.97	\$ 41,406.90	-1.27%	\$ 140,116.31	\$ 139,582.24	-0.38%
MGS-S Customer 10881	\$ 19,790.07	-3.89%	\$ 60,118.40	\$ 59,317.49	-1.33%	\$ 229,448.01	\$ 228,647.10	-0.35%
MGS-S Customer 10882	\$ 12,662.95	-3.72%	\$ 39,443.11	\$ 38,953.97	-1.24%	\$ 179,868.59	\$ 179,379.45	-0.27%
MGS-S Customer 10883	\$ 1,990.37	-2.81%	\$ 4,409.22	\$ 4,351.58	-1.31%	\$ 9,242.80	\$ 9,185.16	-0.62%
MGS-S Customer 10884	\$ 1,520.68	-2.79%	\$ 3,341.50	\$ 3,297.83	-1.31%	\$ 6,718.56	\$ 6,674.89	-0.65%
MGS-S Customer 10885	\$ 2,244.25	-2.94%	\$ 5,301.47	\$ 5,233.51	-1.28%	\$ 16,126.12	\$ 16,058.16	-0.42%
MGS-S Customer 10886	\$ 1,794.09	-2.69%	\$ 3,778.03	\$ 3,728.38	-1.31%	\$ 6,910.91	\$ 6,861.26	-0.72%
MGS-S Customer 10887	\$ 1,976.40	-2.80%	\$ 4,412.61	\$ 4,355.57	-1.29%	\$ 11,591.34	\$ 11,534.30	-0.49%
MGS-S Customer 10888	\$ 1,731.33	-2.65%	\$ 3,658.75	\$ 3,611.68	-1.29%	\$ 10,332.89	\$ 10,285.82	-0.46%
MGS-S Customer 10889	\$ 4,385.92	-3.52%	\$ 12,627.33	\$ 12,467.19	-1.27%	\$ 44,995.94	\$ 44,835.80	-0.36%
MGS-S Customer 10890	\$ 1,642.95	-2.59%	\$ 3,357.28	\$ 3,313.56	-1.30%	\$ 7,818.13	\$ 7,774.41	-0.56%
MGS-S Customer 10891	\$ 3,594.48	-3.44%	\$ 10,001.61	\$ 9,873.61	-1.28%	\$ 31,300.36	\$ 31,172.36	-0.41%
MGS-S Customer 10892	\$ 12,048.48	-3.71%	\$ 35,569.57	\$ 35,104.72	-1.31%	\$ 76,037.19	\$ 75,572.34	-0.61%
MGS-S Customer 10893	\$ 3,691.82	-3.31%	\$ 9,813.77	\$ 9,687.27	-1.29%	\$ 27,249.03	\$ 27,122.53	-0.46%
MGS-S Customer 10894	\$ 10,494.42	-3.72%	\$ 30,719.80	\$ 30,314.79	-1.32%	\$ 73,609.81	\$ 73,204.80	-0.55%
MGS-S Customer 10895	\$ 16,400.56	-3.97%	\$ 47,750.49	\$ 47,071.82	-1.42%	\$ 149,079.51	\$ 148,400.84	-0.46%
MGS-S Customer 10896	\$ 2,373.59	-2.99%	\$ 5,733.05	\$ 5,659.94	-1.28%	\$ 18,751.34	\$ 18,678.23	-0.39%
MGS-S Customer 10897	\$ 2,174.44	-3.14%	\$ 5,443.95	\$ 5,373.55	-1.29%	\$ 14,266.25	\$ 14,195.85	-0.49%
MGS-S Customer 10898	\$ 1,551.12	-2.83%	\$ 3,484.40	\$ 3,439.28	-1.29%	\$ 8,824.74	\$ 8,779.62	-0.51%
MGS-S Customer 10899	\$ 1,901.26	-3.03%	\$ 4,614.93	\$ 4,555.62	-1.29%	\$ 13,372.10	\$ 13,312.79	-0.44%
MGS-S Customer 10900	\$ 3,933.53	-3.36%	\$ 10,901.39	\$ 10,764.82	-1.25%	\$ 45,089.08	\$ 44,952.51	-0.30%
MGS-S Customer 10901	\$ 1,678.38	-2.61%	\$ 3,467.57	\$ 3,422.56	-1.30%	\$ 8,424.67	\$ 8,379.66	-0.53%
MGS-S Customer 10902	\$ 6,968.97	-3.58%	\$ 20,498.41	\$ 20,239.62	-1.26%	\$ 76,487.61	\$ 76,228.82	-0.34%
MGS-S Customer 10903	\$ 6,667.07	-3.57%	\$ 19,482.81	\$ 19,235.93	-1.27%	\$ 69,708.55	\$ 69,461.67	-0.35%
MGS-S Customer 10904	\$ 1,906.00	-2.76%	\$ 4,208.81	\$ 4,154.63	-1.29%	\$ 11,859.91	\$ 11,805.73	-0.46%
MGS-S Customer 10905	\$ 4,450.34	-3.41%	\$ 12,407.95	\$ 12,250.85	-1.27%	\$ 44,767.42	\$ 44,610.32	-0.35%
MGS-S Customer 10906	\$ 1,662.65	-2.60%	\$ 3,435.18	\$ 3,390.81	-1.29%	\$ 9,162.07	\$ 9,117.70	-0.48%
MGS-S Customer 10907	\$ 9,988.77	-3.68%	\$ 30,236.59	\$ 29,855.35	-1.26%	\$ 115,157.35	\$ 114,776.11	-0.33%
MGS-S Customer 10908	\$ 6,918.39	-3.58%	\$ 19,999.47	\$ 19,742.26	-1.29%	\$ 57,884.73	\$ 57,627.52	-0.44%
MGS-S Customer 10909	\$ 16,519.19	-3.76%	\$ 51,238.23	\$ 50,592.94	-1.26%	\$ 197,724.25	\$ 197,078.96	-0.33%
MGS-S Customer 10910	\$ 5,202.64	-3.48%	\$ 14,630.34	\$ 14,442.81	-1.28%	\$ 44,370.89	\$ 44,183.36	-0.42%
MGS-S Customer 10911	\$ 1,765.30	-2.67%	\$ 3,783.71	\$ 3,735.25	-1.28%	\$ 11,512.50	\$ 11,464.04	-0.42%
MGS-S Customer 10912	\$ 5,764.10	-3.52%	\$ 16,462.04	\$ 16,251.75	-1.28%	\$ 52,642.49	\$ 52,432.20	-0.40%
MGS-S Customer 10913	\$ 4,931.59	-3.47%	\$ 13,675.94	\$ 13,498.92	-1.29%	\$ 35,719.69	\$ 35,542.67	-0.50%
MGS-S Customer 10914	\$ 2,263.28	-2.95%	\$ 5,314.67	\$ 5,245.97	-1.29%	\$ 14,024.99	\$ 13,956.29	-0.49%
MGS-S Customer 10915	\$ 3,613.74	-3.30%	\$ 9,366.01	\$ 9,242.52	-1.32%	\$ 16,052.61	\$ 15,929.12	-0.77%
MGS-S Customer 10916	\$ 2,018.29	-2.83%	\$ 4,509.33	\$ 4,450.58	-1.30%	\$ 10,156.35	\$ 10,097.60	-0.58%
MGS-S Customer 10917	\$ 5,547.09	-3.52%	\$ 15,402.95	\$ 15,200.64	-1.31%	\$ 29,882.44	\$ 29,680.13	-0.68%

Customer	Distribution 8/25 Prices	Distribution % Difference	Delivery 1/25 Prices	Delivery 8/25 Prices	Delivery % Difference	Bundled 1/25 Prices	Bundled 8/25 Prices	Bundled % Difference
MGS-S Customer 10918	\$ 2,556.13	-3.06%	\$ 6,337.61	\$ 6,256.90	-1.27%	\$ 21,372.42	\$ 21,291.71	-0.38%
MGS-S Customer 10919	\$ 2,517.82	-3.24%	\$ 6,658.46	\$ 6,574.12	-1.27%	\$ 23,994.54	\$ 23,910.20	-0.35%
MGS-S Customer 10920	\$ 1,981.50	-3.06%	\$ 4,856.16	\$ 4,793.54	-1.29%	\$ 13,410.97	\$ 13,348.35	-0.47%
MGS-S Customer 10921	\$ 1,993.58	-3.07%	\$ 4,887.03	\$ 4,823.83	-1.29%	\$ 12,935.76	\$ 12,872.56	-0.49%
MGS-S Customer 10922	\$ 3,113.59	-3.21%	\$ 8,037.30	\$ 7,934.18	-1.28%	\$ 24,082.32	\$ 23,979.20	-0.43%
MGS-S Customer 10923	\$ 2,046.68	-2.84%	\$ 4,598.95	\$ 4,539.07	-1.30%	\$ 10,475.99	\$ 10,416.11	-0.57%
MGS-S Customer 10924	\$ 4,138.89	-3.38%	\$ 11,356.97	\$ 11,212.15	-1.28%	\$ 37,573.63	\$ 37,428.81	-0.39%
MGS-S Customer 10925	\$ 3,521.60	-3.28%	\$ 9,395.06	\$ 9,275.68	-1.27%	\$ 32,119.82	\$ 32,000.44	-0.37%
MGS-S Customer 10926	\$ 7,467.66	-3.60%	\$ 21,787.92	\$ 21,508.97	-1.28%	\$ 67,063.76	\$ 66,784.81	-0.42%
MGS-S Customer 10927	\$ 6,243.19	-3.55%	\$ 18,055.28	\$ 17,825.65	-1.27%	\$ 61,411.49	\$ 61,181.86	-0.37%
MGS-S Customer 10928	\$ 1,645.28	-2.89%	\$ 3,768.06	\$ 3,719.13	-1.30%	\$ 9,051.61	\$ 9,002.68	-0.54%
MGS-S Customer 10929	\$ 2,374.40	-2.99%	\$ 5,755.34	\$ 5,682.22	-1.27%	\$ 19,780.18	\$ 19,707.06	-0.37%
MGS-S Customer 10930	\$ 1,630.51	-2.57%	\$ 3,389.69	\$ 3,346.64	-1.27%	\$ 11,702.94	\$ 11,659.89	-0.37%
MGS-S Customer 10931	\$ 4,117.87	-3.37%	\$ 11,466.84	\$ 11,323.15	-1.25%	\$ 46,861.15	\$ 46,717.46	-0.31%
MGS-S Customer 10932	\$ 2,955.72	-3.34%	\$ 7,811.14	\$ 7,709.10	-1.31%	\$ 16,739.25	\$ 16,637.21	-0.61%
MGS-S Customer 10933	\$ 7,356.35	-3.60%	\$ 21,786.63	\$ 21,512.00	-1.26%	\$ 83,068.52	\$ 82,793.89	-0.33%
MGS-S Customer 10934	\$ 2,413.01	-3.01%	\$ 5,783.71	\$ 5,708.94	-1.29%	\$ 15,246.91	\$ 15,172.14	-0.49%
MGS-S Customer 10935	\$ 6,438.45	-3.56%	\$ 19,014.86	\$ 18,777.32	-1.25%	\$ 80,424.73	\$ 80,187.19	-0.30%
MGS-S Customer 10936	\$ 7,538.54	-3.60%	\$ 22,430.50	\$ 22,148.68	-1.26%	\$ 88,703.43	\$ 88,421.61	-0.32%
MGS-S Customer 10937	\$ 3,754.06	-3.46%	\$ 10,423.55	\$ 10,289.06	-1.29%	\$ 28,673.74	\$ 28,539.25	-0.47%
MGS-S Customer 10938	\$ 1,338.68	-2.66%	\$ 2,868.38	\$ 2,831.84	-1.27%	\$ 9,455.68	\$ 9,419.14	-0.39%
MGS-S Customer 10939	\$ 2,402.91	-3.00%	\$ 5,724.97	\$ 5,650.73	-1.30%	\$ 14,107.58	\$ 14,033.34	-0.53%
MGS-S Customer 10940	\$ 3,090.08	-3.20%	\$ 8,026.14	\$ 7,924.09	-1.27%	\$ 27,313.85	\$ 27,211.80	-0.37%
MGS-S Customer 10941	\$ 2,491.72	-3.25%	\$ 6,266.75	\$ 6,183.08	-1.34%	\$ 7,329.40	\$ 7,245.73	-1.14%
MGS-S Customer 10942	\$ 2,620.86	-3.27%	\$ 6,905.67	\$ 6,817.21	-1.28%	\$ 21,190.57	\$ 21,102.11	-0.42%
MGS-S Customer 10943	\$ 1,715.32	-2.94%	\$ 4,051.28	\$ 3,999.37	-1.28%	\$ 12,453.89	\$ 12,401.98	-0.42%
MGS-S Customer 10944	\$ 1,761.40	-2.68%	\$ 3,775.02	\$ 3,726.53	-1.28%	\$ 11,196.90	\$ 11,148.41	-0.43%
MGS-S Customer 10945	\$ 2,818.90	-3.32%	\$ 7,389.90	\$ 7,293.23	-1.31%	\$ 15,554.50	\$ 15,457.83	-0.62%
MGS-S Customer 10946	\$ 9,580.42	-3.66%	\$ 29,285.64	\$ 28,921.40	-1.24%	\$ 129,298.34	\$ 128,934.10	-0.28%
MGS-S Customer 10947	\$ 2,786.55	-3.30%	\$ 7,468.59	\$ 7,373.43	-1.27%	\$ 24,795.88	\$ 24,700.72	-0.38%
MGS-S Customer 10948	\$ 2,385.00	-2.99%	\$ 5,696.18	\$ 5,622.64	-1.29%	\$ 15,276.05	\$ 15,202.51	-0.48%
MGS-S Customer 10949	\$ 1,429.42	-2.74%	\$ 3,120.85	\$ 3,080.60	-1.29%	\$ 8,542.78	\$ 8,502.53	-0.47%
MGS-S Customer 10950	\$ 6,446.85	-3.56%	\$ 18,709.65	\$ 18,471.61	-1.27%	\$ 63,510.15	\$ 63,272.11	-0.37%
MGS-S Customer 10951	\$ 17,631.11	-3.77%	\$ 54,930.36	\$ 54,240.31	-1.26%	\$ 218,098.88	\$ 217,408.83	-0.32%
MGS-S Customer 10952	\$ 2,133.98	-2.89%	\$ 4,920.26	\$ 4,856.72	-1.29%	\$ 13,293.50	\$ 13,229.96	-0.48%
MGS-S Customer 10953	\$ 6,403.95	-3.56%	\$ 18,988.99	\$ 18,752.80	-1.24%	\$ 84,119.28	\$ 83,883.09	-0.28%
MGS-S Customer 10954	\$ 1,853.09	-3.00%	\$ 4,445.47	\$ 4,388.09	-1.29%	\$ 12,012.01	\$ 11,954.63	-0.48%
MGS-S Customer 10955	\$ 2,255.61	-2.94%	\$ 5,419.76	\$ 5,351.42	-1.26%	\$ 20,538.56	\$ 20,470.22	-0.33%
MGS-S Customer 10956	\$ 4,783.94	-3.44%	\$ 13,377.77	\$ 13,207.18	-1.28%	\$ 43,808.47	\$ 43,637.88	-0.39%
MGS-S Customer 10957	\$ 2,253.97	-3.16%	\$ 5,630.99	\$ 5,557.40	-1.31%	\$ 11,892.64	\$ 11,819.05	-0.62%

Customer	Distribution 8/25 Prices	Distribution % Difference	Delivery 1/25 Prices	Delivery 8/25 Prices	Delivery % Difference	Bundled 1/25 Prices	Bundled 8/25 Prices	Bundled % Difference
MGS-S Customer 10958	\$ 1,678.88	-2.89%	\$ 3,857.88	\$ 3,807.89	-1.30%	\$ 9,295.35	\$ 9,245.36	-0.54%
MGS-S Customer 10959	\$ 2,429.00	-3.01%	\$ 5,871.46	\$ 5,796.06	-1.28%	\$ 17,311.54	\$ 17,236.14	-0.44%
MGS-S Customer 10960	\$ 3,853.50	-3.34%	\$ 10,523.77	\$ 10,390.74	-1.26%	\$ 38,820.02	\$ 38,686.99	-0.34%
MGS-S Customer 10961	\$ 1,929.90	-3.04%	\$ 4,761.96	\$ 4,701.47	-1.27%	\$ 16,452.62	\$ 16,392.13	-0.37%
MGS-S Customer 10962	\$ 2,035.69	-2.84%	\$ 4,606.06	\$ 4,546.64	-1.29%	\$ 12,513.56	\$ 12,454.14	-0.47%
MGS-S Customer 10963	\$ 2,640.11	-3.08%	\$ 6,446.47	\$ 6,362.52	-1.30%	\$ 14,746.58	\$ 14,662.63	-0.57%
MGS-S Customer 10964	\$ 1,826.14	-2.98%	\$ 4,316.45	\$ 4,260.30	-1.30%	\$ 9,908.74	\$ 9,852.59	-0.57%
MGS-S Customer 10965	\$ 1,579.49	-2.85%	\$ 3,588.13	\$ 3,541.84	-1.29%	\$ 9,732.32	\$ 9,686.03	-0.48%
MGS-S Customer 10966	\$ 2,831.43	-3.13%	\$ 7,140.26	\$ 7,048.76	-1.28%	\$ 21,564.91	\$ 21,473.41	-0.42%
MGS-S Customer 10967	\$ 2,288.57	-2.95%	\$ 5,389.36	\$ 5,319.76	-1.29%	\$ 14,306.04	\$ 14,236.44	-0.49%
MGS-S Customer 10968	\$ 4,199.86	-3.38%	\$ 11,605.57	\$ 11,458.54	-1.27%	\$ 41,599.78	\$ 41,452.75	-0.35%
MGS-S Customer 10969	\$ 3,291.56	-3.24%	\$ 8,744.37	\$ 8,634.09	-1.26%	\$ 33,157.49	\$ 33,047.21	-0.33%
MGS-S Customer 10970	\$ 7,317.31	-3.60%	\$ 21,721.74	\$ 21,448.73	-1.26%	\$ 85,713.96	\$ 85,440.95	-0.32%
MGS-S Customer 10971	\$ 2,626.34	-3.07%	\$ 6,486.67	\$ 6,403.43	-1.28%	\$ 19,199.07	\$ 19,115.83	-0.43%
MGS-S Customer 10972	\$ 1,934.98	-3.04%	\$ 4,746.74	\$ 4,686.00	-1.28%	\$ 14,829.37	\$ 14,768.63	-0.41%
MGS-S Customer 10973	\$ 8,342.05	-3.64%	\$ 24,918.68	\$ 24,603.87	-1.26%	\$ 92,846.14	\$ 92,531.33	-0.34%
MGS-S Customer 10974	\$ 3,001.18	-3.19%	\$ 7,539.49	\$ 7,440.64	-1.31%	\$ 15,181.44	\$ 15,082.59	-0.65%
MGS-S Customer 10975	\$ 2,401.78	-3.00%	\$ 5,751.53	\$ 5,677.22	-1.29%	\$ 15,336.42	\$ 15,262.11	-0.48%
MGS-S Customer 10976	\$ 2,662.38	-3.09%	\$ 6,549.15	\$ 6,464.36	-1.29%	\$ 16,760.67	\$ 16,675.88	-0.51%
MGS-S Customer 10977	\$ 1,751.57	-2.95%	\$ 4,154.40	\$ 4,101.16	-1.28%	\$ 12,583.97	\$ 12,530.73	-0.42%
MGS-S Customer 10978	\$ 6,048.99	-3.54%	\$ 17,782.92	\$ 17,561.16	-1.25%	\$ 76,596.71	\$ 76,374.95	-0.29%
MGS-S Customer 10979	\$ 1,524.34	-2.81%	\$ 3,412.34	\$ 3,368.21	-1.29%	\$ 8,949.21	\$ 8,905.08	-0.49%
MGS-S Customer 10980	\$ 3,777.80	-3.33%	\$ 9,916.97	\$ 9,786.89	-1.31%	\$ 19,417.88	\$ 19,287.80	-0.67%
MGS-S Customer 10981	\$ 4,066.88	-3.37%	\$ 11,410.72	\$ 11,268.99	-1.24%	\$ 51,375.58	\$ 51,233.85	-0.28%
MGS-S Customer 10982	\$ 2,675.57	-3.09%	\$ 6,687.43	\$ 6,602.15	-1.28%	\$ 21,799.49	\$ 21,714.21	-0.39%
MGS-S Customer 10983	\$ 2,321.95	-2.98%	\$ 6,483.66	\$ 6,412.28	-1.10%	\$ 63,062.46	\$ 62,991.08	-0.11%
MGS-S Customer 10984	\$ 3,525.15	-3.28%	\$ 9,288.22	\$ 9,168.55	-1.29%	\$ 25,890.73	\$ 25,771.06	-0.46%
MGS-S Customer 10985	\$ 1,755.13	-2.97%	\$ 4,102.47	\$ 4,048.80	-1.31%	\$ 8,750.72	\$ 8,697.05	-0.61%
MGS-S Customer 10986	\$ 8,288.28	-3.64%	\$ 24,748.97	\$ 24,435.97	-1.26%	\$ 91,424.10	\$ 91,111.10	-0.34%
MGS-S Customer 10987	\$ 2,123.75	-2.89%	\$ 4,872.30	\$ 4,809.19	-1.30%	\$ 12,447.07	\$ 12,383.96	-0.51%
MGS-S Customer 10988	\$ 653.27	-1.34%	\$ 856.76	\$ 847.92	-1.03%	\$ 10,398.35	\$ 10,389.51	-0.09%
MGS-S Customer 10989	\$ 2,099.69	-2.87%	\$ 4,789.89	\$ 4,727.92	-1.29%	\$ 12,306.73	\$ 12,244.76	-0.50%
MGS-S Customer 10990	\$ 2,414.52	-3.01%	\$ 5,848.43	\$ 5,773.62	-1.28%	\$ 18,312.31	\$ 18,237.50	-0.41%
MGS-S Customer 10991	\$ 3,551.11	-3.43%	\$ 9,918.77	\$ 9,792.58	-1.27%	\$ 33,754.17	\$ 33,627.98	-0.37%
MGS-S Customer 10992	\$ 4,244.07	-3.40%	\$ 11,530.56	\$ 11,381.35	-1.29%	\$ 30,342.93	\$ 30,193.72	-0.49%
MGS-S Customer 10993	\$ 3,615.07	-3.30%	\$ 9,735.34	\$ 9,612.03	-1.27%	\$ 34,903.86	\$ 34,780.55	-0.35%
MGS-S Customer 10994	\$ 1,686.16	-2.62%	\$ 3,585.81	\$ 3,540.49	-1.26%	\$ 13,184.76	\$ 13,139.44	-0.34%
MGS-S Customer 10995	\$ 2,289.52	-3.17%	\$ 5,972.75	\$ 5,897.71	-1.26%	\$ 23,689.56	\$ 23,614.52	-0.32%
MGS-S Customer 10996	\$ 2,412.93	-3.00%	\$ 5,846.99	\$ 5,772.32	-1.28%	\$ 18,663.72	\$ 18,589.05	-0.40%
MGS-S Customer 10997	\$ 1,341.25	-2.29%	\$ 2,356.71	\$ 2,325.28	-1.33%	\$ 2,708.64	\$ 2,677.21	-1.16%

Customer	Distribution 8/25 Prices	Distribution % Difference	Delivery 1/25 Prices	Delivery 8/25 Prices	Delivery % Difference	Bundled 1/25 Prices	Bundled 8/25 Prices	Bundled % Difference
MGS-S Customer 10998	\$ 1,846.46	-2.73%	\$ 4,014.93	\$ 3,963.10	-1.29%	\$ 10,830.76	\$ 10,778.93	-0.48%
MGS-S Customer 10999	\$ 3,067.92	-3.36%	\$ 8,009.94	\$ 7,903.32	-1.33%	\$ 9,956.99	\$ 9,850.37	-1.07%
MGS-S Customer 11000	\$ 11,663.61	-3.81%	\$ 34,069.91	\$ 33,607.40	-1.36%	\$ 95,013.58	\$ 94,551.07	-0.49%
MGS-S Customer 11001	\$ 1,617.75	-2.87%	\$ 3,716.65	\$ 3,668.79	-1.29%	\$ 10,452.04	\$ 10,404.18	-0.46%
MGS-S Customer 11002	\$ 6,937.20	-3.66%	\$ 21,075.76	\$ 20,812.52	-1.25%	\$ 89,579.11	\$ 89,315.87	-0.29%
MGS-S Customer 11003	\$ 3,524.42	-3.43%	\$ 9,588.71	\$ 9,463.66	-1.30%	\$ 21,335.01	\$ 21,209.96	-0.59%
MGS-S Customer 11004	\$ 3,811.67	-3.36%	\$ 10,463.27	\$ 10,330.78	-1.27%	\$ 43,121.43	\$ 42,988.94	-0.31%
MGS-S Customer 11005	\$ 1,886.84	-3.02%	\$ 4,621.58	\$ 4,562.74	-1.27%	\$ 15,591.35	\$ 15,532.51	-0.38%
MGS-S Customer 11006	\$ 2,119.64	-3.12%	\$ 5,339.79	\$ 5,271.62	-1.28%	\$ 17,224.01	\$ 17,155.84	-0.40%
MGS-S Customer 11007	\$ 3,940.32	-3.35%	\$ 10,833.30	\$ 10,696.64	-1.26%	\$ 41,830.75	\$ 41,694.09	-0.33%
MGS-S Customer 11008	\$ 2,341.87	-3.19%	\$ 6,087.47	\$ 6,010.31	-1.27%	\$ 21,678.29	\$ 21,601.13	-0.36%
MGS-S Customer 11009	\$ 2,338.02	-2.97%	\$ 5,495.86	\$ 5,424.25	-1.30%	\$ 12,278.55	\$ 12,206.94	-0.58%
MGS-S Customer 11010	\$ 1,959.26	-3.06%	\$ 4,744.96	\$ 4,683.19	-1.30%	\$ 11,010.38	\$ 10,948.61	-0.56%
MGS-S Customer 11011	\$ 6,740.62	-3.57%	\$ 19,477.58	\$ 19,227.77	-1.28%	\$ 58,670.02	\$ 58,420.21	-0.43%
MGS-S Customer 11012	\$ 4,293.74	-3.38%	\$ 11,666.90	\$ 11,516.61	-1.29%	\$ 32,069.82	\$ 31,919.53	-0.47%
MGS-S Customer 11013	\$ 1,878.60	-3.02%	\$ 4,609.27	\$ 4,550.83	-1.27%	\$ 16,337.86	\$ 16,279.42	-0.36%
MGS-S Customer 11014	\$ 2,744.15	-3.11%	\$ 6,673.87	\$ 6,585.67	-1.32%	\$ 10,613.68	\$ 10,525.48	-0.83%
MGS-S Customer 11015	\$ 6,030.55	-4.00%	\$ 15,046.81	\$ 14,795.50	-1.67%	\$ 33,347.28	\$ 33,095.97	-0.75%
MGS-S Customer 11016	\$ 1,739.77	-2.65%	\$ 3,655.68	\$ 3,608.36	-1.29%	\$ 9,147.19	\$ 9,099.87	-0.52%
MGS-S Customer 11017	\$ 3,799.70	-3.33%	\$ 10,173.00	\$ 10,042.29	-1.28%	\$ 29,579.43	\$ 29,448.72	-0.44%
MGS-S Customer 11018	\$ 3,731.20	-3.32%	\$ 9,980.11	\$ 9,851.94	-1.28%	\$ 29,532.91	\$ 29,404.74	-0.43%
MGS-S Customer 11019	\$ 2,101.86	-2.87%	\$ 4,903.43	\$ 4,841.30	-1.27%	\$ 17,487.97	\$ 17,425.84	-0.36%
MGS-S Customer 11020	\$ 8,066.12	-3.63%	\$ 23,920.39	\$ 23,616.86	-1.27%	\$ 84,114.49	\$ 83,810.96	-0.36%
MGS-S Customer 11021	\$ 2,102.40	-2.87%	\$ 4,726.75	\$ 4,664.65	-1.31%	\$ 8,685.87	\$ 8,623.77	-0.71%
MGS-S Customer 11022	\$ 1,473.86	-2.78%	\$ 3,322.38	\$ 3,280.29	-1.27%	\$ 11,926.55	\$ 11,884.46	-0.35%
MGS-S Customer 11023	\$ 2,052.32	-3.09%	\$ 5,048.19	\$ 4,982.75	-1.30%	\$ 12,630.73	\$ 12,565.29	-0.52%
MGS-S Customer 11024	\$ 3,144.80	-3.37%	\$ 8,684.43	\$ 8,574.77	-1.26%	\$ 32,455.84	\$ 32,346.18	-0.34%
MGS-S Customer 11025	\$ 2,210.46	-3.15%	\$ 5,565.47	\$ 5,493.58	-1.29%	\$ 14,926.29	\$ 14,854.40	-0.48%
MGS-S Customer 11026	\$ 1,861.75	-3.01%	\$ 4,466.59	\$ 4,408.77	-1.29%	\$ 11,556.65	\$ 11,498.83	-0.50%
MGS-S Customer 11027	\$ 2,440.51	-3.01%	\$ 5,823.70	\$ 5,747.91	-1.30%	\$ 13,395.50	\$ 13,319.71	-0.57%
MGS-S Customer 11028	\$ 2,422.38	-3.00%	\$ 5,786.86	\$ 5,711.81	-1.30%	\$ 14,290.48	\$ 14,215.43	-0.53%
MGS-S Customer 11029	\$ 2,497.52	-3.03%	\$ 6,110.52	\$ 6,032.41	-1.28%	\$ 19,280.21	\$ 19,202.10	-0.41%
MGS-S Customer 11030	\$ 4,873.19	-3.45%	\$ 13,528.45	\$ 13,354.31	-1.29%	\$ 38,273.39	\$ 38,099.25	-0.45%
MGS-S Customer 11031	\$ 2,163.98	-2.91%	\$ 5,078.24	\$ 5,013.43	-1.28%	\$ 16,602.64	\$ 16,537.83	-0.39%
MGS-S Customer 11032	\$ 1,799.13	-2.70%	\$ 3,866.33	\$ 3,816.42	-1.29%	\$ 10,426.55	\$ 10,376.64	-0.48%
MGS-S Customer 11033	\$ 1,874.06	-2.76%	\$ 4,016.58	\$ 3,963.41	-1.32%	\$ 6,277.97	\$ 6,224.80	-0.85%
MGS-S Customer 11034	\$ 2,223.52	-2.93%	\$ 5,233.82	\$ 5,166.80	-1.28%	\$ 16,056.87	\$ 15,989.85	-0.42%
MGS-S Customer 11035	\$ 3,309.60	-3.25%	\$ 8,693.63	\$ 8,582.55	-1.28%	\$ 27,802.74	\$ 27,691.66	-0.40%
MGS-S Customer 11036	\$ 4,727.40	-3.44%	\$ 13,219.39	\$ 13,051.08	-1.27%	\$ 44,262.54	\$ 44,094.23	-0.38%
MGS-S Customer 11037	\$ 1,052.86	-2.31%	\$ 1,908.23	\$ 1,883.33	-1.30%	\$ 4,023.25	\$ 3,998.35	-0.62%

Customer	Distribution 8/25 Prices	Distribution % Difference	Delivery 1/25 Prices	Delivery 8/25 Prices	Delivery % Difference	Bundled 1/25 Prices	Bundled 8/25 Prices	Bundled % Difference
MGS-S Customer 11038	\$ 7,056.50	-3.59%	\$ 20,840.94	\$ 20,578.40	-1.26%	\$ 80,139.21	\$ 79,876.67	-0.33%
MGS-S Customer 11039	\$ 6,096.81	-3.54%	\$ 17,611.36	\$ 17,387.57	-1.27%	\$ 60,684.19	\$ 60,460.40	-0.37%
MGS-S Customer 11040	\$ 1,692.61	-2.92%	\$ 4,075.14	\$ 4,024.23	-1.25%	\$ 17,223.12	\$ 17,172.21	-0.30%
MGS-S Customer 11041	\$ 3,916.49	-3.34%	\$ 10,560.24	\$ 10,424.76	-1.28%	\$ 31,539.05	\$ 31,403.57	-0.43%
MGS-S Customer 11042	\$ 2,795.33	-3.30%	\$ 7,441.16	\$ 7,345.63	-1.28%	\$ 22,076.16	\$ 21,980.63	-0.43%
MGS-S Customer 11043	\$ 2,966.51	-3.17%	\$ 7,668.93	\$ 7,571.87	-1.27%	\$ 27,740.03	\$ 27,642.97	-0.35%
MGS-S Customer 11044	\$ 3,323.16	-3.40%	\$ 8,896.74	\$ 8,779.83	-1.31%	\$ 16,563.03	\$ 16,446.12	-0.71%
MGS-S Customer 11045	\$ 2,157.46	-2.90%	\$ 4,938.11	\$ 4,873.77	-1.30%	\$ 11,062.19	\$ 10,997.85	-0.58%
MGS-S Customer 11046	\$ 2,332.48	-3.19%	\$ 5,843.24	\$ 5,766.43	-1.31%	\$ 10,747.44	\$ 10,670.63	-0.71%
MGS-S Customer 11047	\$ 4,134.94	-3.38%	\$ 11,358.30	\$ 11,213.84	-1.27%	\$ 38,699.31	\$ 38,554.85	-0.37%
MGS-S Customer 11048	\$ 1,303.46	-2.61%	\$ 2,674.71	\$ 2,639.78	-1.31%	\$ 5,466.86	\$ 5,431.93	-0.64%
MGS-S Customer 11049	\$ 3,225.74	-3.23%	\$ 8,383.27	\$ 8,275.69	-1.28%	\$ 25,330.86	\$ 25,223.28	-0.42%
MGS-S Customer 11050	\$ 2,505.74	-3.10%	\$ 5,966.84	\$ 5,886.57	-1.35%	\$ 15,804.94	\$ 15,724.67	-0.51%
MGS-S Customer 11051	\$ 16,082.23	-3.82%	\$ 49,809.70	\$ 49,171.72	-1.28%	\$ 221,904.49	\$ 221,266.51	-0.29%
MGS-S Customer 11052	\$ 2,073.92	-3.08%	\$ 5,077.15	\$ 5,011.28	-1.30%	\$ 11,943.94	\$ 11,878.07	-0.55%
MGS-S Customer 11053	\$ 1,883.62	-2.99%	\$ 4,466.42	\$ 4,408.30	-1.30%	\$ 9,740.15	\$ 9,682.03	-0.60%
MGS-S Customer 11054	\$ 2,681.17	-3.25%	\$ 6,905.03	\$ 6,814.86	-1.31%	\$ 13,998.52	\$ 13,908.35	-0.64%
MGS-S Customer 11055	\$ 2,266.85	-3.17%	\$ 5,804.56	\$ 5,730.46	-1.28%	\$ 18,696.02	\$ 18,621.92	-0.40%
MGS-S Customer 11056	\$ 1,424.11	-2.72%	\$ 3,118.08	\$ 3,078.22	-1.28%	\$ 9,637.96	\$ 9,598.10	-0.41%
MGS-S Customer 11057	\$ 2,171.36	-2.90%	\$ 5,018.13	\$ 4,953.18	-1.29%	\$ 12,894.44	\$ 12,829.49	-0.50%
MGS-S Customer 11058	\$ 2,134.71	-3.12%	\$ 5,304.94	\$ 5,236.20	-1.30%	\$ 13,351.16	\$ 13,282.42	-0.51%
MGS-S Customer 11059	\$ 3,544.77	-3.29%	\$ 9,358.93	\$ 9,238.38	-1.29%	\$ 26,301.95	\$ 26,181.40	-0.46%
MGS-S Customer 11060	\$ 3,512.16	-3.28%	\$ 9,281.50	\$ 9,162.30	-1.28%	\$ 27,335.16	\$ 27,215.96	-0.44%
MGS-S Customer 11061	\$ 2,528.12	-3.25%	\$ 6,649.07	\$ 6,564.27	-1.28%	\$ 21,881.45	\$ 21,796.65	-0.39%
MGS-S Customer 11062	\$ 1,674.47	-2.61%	\$ 3,498.96	\$ 3,454.06	-1.28%	\$ 10,443.79	\$ 10,398.89	-0.43%
MGS-S Customer 11063	\$ 8,959.16	-3.65%	\$ 26,937.80	\$ 26,598.12	-1.26%	\$ 102,571.21	\$ 102,231.53	-0.33%
MGS-S Customer 11064	\$ 1,581.64	-2.85%	\$ 3,529.15	\$ 3,482.81	-1.31%	\$ 6,568.56	\$ 6,522.22	-0.71%
MGS-S Customer 11065	\$ 2,451.34	-3.22%	\$ 6,420.43	\$ 6,338.87	-1.27%	\$ 22,143.11	\$ 22,061.55	-0.37%
MGS-S Customer 11066	\$ 1,002.18	-2.23%	\$ 1,737.48	\$ 1,714.63	-1.32%	\$ 2,984.78	\$ 2,961.93	-0.77%
MGS-S Customer 11067	\$ 3,756.92	-3.46%	\$ 10,577.92	\$ 10,443.41	-1.27%	\$ 36,223.60	\$ 36,089.09	-0.37%
MGS-S Customer 11068	\$ 2,461.05	-3.02%	\$ 5,978.69	\$ 5,902.13	-1.28%	\$ 18,265.69	\$ 18,189.13	-0.42%
MGS-S Customer 11069	\$ 1,571.87	-2.51%	\$ 3,124.99	\$ 3,084.47	-1.30%	\$ 7,524.83	\$ 7,484.31	-0.54%
MGS-S Customer 11070	\$ 1,534.75	-2.83%	\$ 3,532.87	\$ 3,488.15	-1.27%	\$ 13,035.61	\$ 12,990.89	-0.34%
MGS-S Customer 11071	\$ 7,588.01	-3.61%	\$ 22,309.39	\$ 22,025.18	-1.27%	\$ 74,367.92	\$ 74,083.71	-0.38%
MGS-S Customer 11072	\$ 1,682.33	-2.61%	\$ 3,499.36	\$ 3,454.21	-1.29%	\$ 9,491.35	\$ 9,446.20	-0.48%
MGS-S Customer 11073	\$ 2,397.27	-3.00%	\$ 5,754.15	\$ 5,680.10	-1.29%	\$ 16,322.51	\$ 16,248.46	-0.45%
MGS-S Customer 11074	\$ 10,057.14	-3.68%	\$ 29,844.72	\$ 29,460.18	-1.29%	\$ 84,106.25	\$ 83,721.71	-0.46%
MGS-S Customer 11075	\$ 1,784.86	-2.97%	\$ 4,261.31	\$ 4,206.65	-1.28%	\$ 12,837.48	\$ 12,782.82	-0.43%
MGS-S Customer 11076	\$ 2,622.74	-3.08%	\$ 6,409.76	\$ 6,326.51	-1.30%	\$ 15,477.15	\$ 15,393.90	-0.54%
MGS-S Customer 11077	\$ 2,683.23	-3.28%	\$ 7,180.92	\$ 7,089.98	-1.27%	\$ 25,801.21	\$ 25,710.27	-0.35%

Customer	Distribution 8/25 Prices	Distribution % Difference	Delivery 1/25 Prices	Delivery 8/25 Prices	Delivery % Difference	Bundled 1/25 Prices	Bundled 8/25 Prices	Bundled % Difference
MGS-S Customer 11078	\$ 1,569.58	-2.83%	\$ 3,519.81	\$ 3,474.15	-1.30%	\$ 8,371.67	\$ 8,326.01	-0.55%
MGS-S Customer 11079	\$ 2,866.03	-3.32%	\$ 7,526.32	\$ 7,427.83	-1.31%	\$ 15,611.62	\$ 15,513.13	-0.63%
MGS-S Customer 11080	\$ 7,138.28	-3.59%	\$ 21,055.65	\$ 20,789.61	-1.26%	\$ 78,291.69	\$ 78,025.65	-0.34%
MGS-S Customer 11081	\$ 1,745.64	-2.95%	\$ 4,044.44	\$ 3,991.37	-1.31%	\$ 7,796.86	\$ 7,743.79	-0.68%
MGS-S Customer 11082	\$ 3,391.31	-3.26%	\$ 8,724.40	\$ 8,609.97	-1.31%	\$ 17,083.59	\$ 16,969.16	-0.67%
MGS-S Customer 11083	\$ 2,261.05	-3.17%	\$ 5,625.17	\$ 5,551.24	-1.31%	\$ 10,429.96	\$ 10,356.03	-0.71%
MGS-S Customer 11084	\$ 3,071.54	-3.20%	\$ 7,856.78	\$ 7,755.18	-1.29%	\$ 20,864.56	\$ 20,762.96	-0.49%
MGS-S Customer 11085	\$ 1,057.72	-2.33%	\$ 1,934.34	\$ 1,909.16	-1.30%	\$ 4,400.15	\$ 4,374.97	-0.57%
MGS-S Customer 11086	\$ 5,245.78	-3.48%	\$ 14,470.02	\$ 14,280.71	-1.31%	\$ 29,868.19	\$ 29,678.88	-0.63%
MGS-S Customer 11087	\$ 2,026.44	-2.83%	\$ 4,534.57	\$ 4,475.49	-1.30%	\$ 10,215.76	\$ 10,156.68	-0.58%
MGS-S Customer 11088	\$ 2,343.41	-2.98%	\$ 5,653.99	\$ 5,581.99	-1.27%	\$ 18,986.27	\$ 18,914.27	-0.38%
MGS-S Customer 11089	\$ 2,744.33	-3.11%	\$ 6,863.64	\$ 6,775.55	-1.28%	\$ 20,365.03	\$ 20,276.94	-0.43%
MGS-S Customer 11090	\$ 3,422.16	-3.27%	\$ 9,173.33	\$ 9,057.78	-1.26%	\$ 35,280.29	\$ 35,164.74	-0.33%
MGS-S Customer 11091	\$ 2,919.79	-3.16%	\$ 7,360.66	\$ 7,265.53	-1.29%	\$ 19,345.32	\$ 19,250.19	-0.49%
MGS-S Customer 11092	\$ 1,135.97	-2.43%	\$ 2,136.28	\$ 2,107.93	-1.33%	\$ 2,876.14	\$ 2,847.79	-0.99%
MGS-S Customer 11093	\$ 2,008.80	-3.07%	\$ 4,974.47	\$ 4,910.77	-1.28%	\$ 15,347.44	\$ 15,283.74	-0.42%
MGS-S Customer 11094	\$ 2,983.46	-3.17%	\$ 7,472.28	\$ 7,374.60	-1.31%	\$ 15,553.01	\$ 15,455.33	-0.63%
MGS-S Customer 11095	\$ 2,878.78	-3.14%	\$ 7,284.04	\$ 7,190.66	-1.28%	\$ 21,824.66	\$ 21,731.28	-0.43%
MGS-S Customer 11096	\$ 2,140.85	-2.90%	\$ 4,901.44	\$ 4,837.57	-1.30%	\$ 11,206.51	\$ 11,142.64	-0.57%
MGS-S Customer 11097	\$ 3,879.71	-3.47%	\$ 10,808.65	\$ 10,669.20	-1.29%	\$ 29,587.31	\$ 29,447.86	-0.47%
MGS-S Customer 11098	\$ 3,337.85	-3.38%	\$ 9,034.72	\$ 8,917.80	-1.29%	\$ 22,718.94	\$ 22,602.02	-0.51%
MGS-S Customer 11099	\$ 1,952.00	-3.04%	\$ 4,747.76	\$ 4,686.64	-1.29%	\$ 13,098.15	\$ 13,037.03	-0.47%
MGS-S Customer 11100	\$ 1,923.93	-3.04%	\$ 4,727.31	\$ 4,667.05	-1.27%	\$ 15,584.19	\$ 15,523.93	-0.39%
MGS-S Customer 11101	\$ 2,857.20	-3.30%	\$ 7,547.22	\$ 7,449.86	-1.29%	\$ 19,851.13	\$ 19,753.77	-0.49%
MGS-S Customer 11102	\$ 3,370.28	-3.39%	\$ 9,141.95	\$ 9,023.84	-1.29%	\$ 23,566.60	\$ 23,448.49	-0.50%
MGS-S Customer 11103	\$ 4,496.83	-3.41%	\$ 12,618.21	\$ 12,459.22	-1.26%	\$ 48,369.03	\$ 48,210.04	-0.33%
MGS-S Customer 11104	\$ 2,618.32	-3.25%	\$ 6,771.94	\$ 6,683.99	-1.30%	\$ 15,862.76	\$ 15,774.81	-0.55%
MGS-S Customer 11105	\$ 2,615.52	-3.25%	\$ 6,781.67	\$ 6,693.83	-1.30%	\$ 16,754.60	\$ 16,666.76	-0.52%
MGS-S Customer 11106	\$ 3,501.99	-3.28%	\$ 9,350.83	\$ 9,231.95	-1.27%	\$ 32,084.73	\$ 31,965.85	-0.37%
MGS-S Customer 11107	\$ 1,425.39	-2.73%	\$ 3,078.21	\$ 3,038.26	-1.30%	\$ 7,338.99	\$ 7,299.04	-0.54%
MGS-S Customer 11108	\$ 1,848.41	-3.00%	\$ 4,538.18	\$ 4,480.93	-1.26%	\$ 17,203.51	\$ 17,146.26	-0.33%
MGS-S Customer 11109	\$ 2,276.01	-2.95%	\$ 5,370.39	\$ 5,301.31	-1.29%	\$ 15,270.65	\$ 15,201.57	-0.45%
MGS-S Customer 11110	\$ 2,195.86	-2.92%	\$ 5,043.59	\$ 4,977.62	-1.31%	\$ 10,457.86	\$ 10,391.89	-0.63%
MGS-S Customer 11111	\$ 6,359.87	-3.56%	\$ 18,415.24	\$ 18,180.78	-1.27%	\$ 61,831.55	\$ 61,597.09	-0.38%
MGS-S Customer 11112	\$ 2,913.12	-3.16%	\$ 7,359.44	\$ 7,264.43	-1.29%	\$ 19,910.16	\$ 19,815.15	-0.48%
MGS-S Customer 11113	\$ 3,396.05	-3.27%	\$ 8,923.64	\$ 8,808.97	-1.29%	\$ 26,255.15	\$ 26,140.48	-0.44%
MGS-S Customer 11114	\$ 2,072.40	-3.10%	\$ 5,160.88	\$ 5,094.59	-1.28%	\$ 15,196.43	\$ 15,130.14	-0.44%
MGS-S Customer 11115	\$ 2,526.88	-3.05%	\$ 6,252.92	\$ 6,173.53	-1.27%	\$ 21,815.63	\$ 21,736.24	-0.36%
MGS-S Customer 11116	\$ 2,449.99	-3.02%	\$ 5,953.40	\$ 5,877.18	-1.28%	\$ 18,377.52	\$ 18,301.30	-0.41%
MGS-S Customer 11117	\$ 10,131.01	-3.68%	\$ 30,881.80	\$ 30,494.91	-1.25%	\$ 126,589.05	\$ 126,202.16	-0.31%

Internal Use

Customer	Distribution 8/25 Prices	Distribution % Difference	Delivery 1/25 Prices	Delivery 8/25 Prices	Delivery % Difference	Bundled 1/25 Prices	Bundled 8/25 Prices	Bundled % Difference
MGS-S Customer 11118	\$ 2,475.68	-3.03%	\$ 6,210.86	\$ 6,133.54	-1.24%	\$ 27,281.08	\$ 27,203.76	-0.28%
MGS-S Customer 11119	\$ 3,602.17	-3.31%	\$ 9,519.12	\$ 9,395.97	-1.29%	\$ 25,122.97	\$ 24,999.82	-0.49%
MGS-S Customer 11120	\$ 1,026.83	-1.78%	\$ 1,438.10	\$ 1,419.45	-1.30%	\$ 3,517.70	\$ 3,499.05	-0.53%
MGS-S Customer 11121	\$ 1,821.15	-2.98%	\$ 4,298.36	\$ 4,242.51	-1.30%	\$ 9,974.98	\$ 9,919.13	-0.56%
MGS-S Customer 11122	\$ 3,458.84	-3.28%	\$ 9,266.93	\$ 9,149.77	-1.26%	\$ 34,243.03	\$ 34,125.87	-0.34%
MGS-S Customer 11123	\$ 1,584.76	-2.85%	\$ 3,603.96	\$ 3,557.46	-1.29%	\$ 9,776.14	\$ 9,729.64	-0.48%
MGS-S Customer 11124	\$ 2,441.43	-3.02%	\$ 5,904.18	\$ 5,828.28	-1.29%	\$ 17,133.21	\$ 17,057.31	-0.44%
MGS-S Customer 11125	\$ 7,076.08	-3.67%	\$ 20,384.62	\$ 20,115.15	-1.32%	\$ 32,930.77	\$ 32,661.30	-0.82%
MGS-S Customer 11126	\$ 1,479.60	-2.77%	\$ 3,258.19	\$ 3,215.96	-1.30%	\$ 8,094.29	\$ 8,052.06	-0.52%
MGS-S Customer 11127	\$ 1,853.64	-2.73%	\$ 4,005.09	\$ 3,953.01	-1.30%	\$ 9,378.45	\$ 9,326.37	-0.56%
MGS-S Customer 11128	\$ 2,788.72	-3.12%	\$ 7,012.91	\$ 6,923.06	-1.28%	\$ 21,327.86	\$ 21,238.01	-0.42%
MGS-S Customer 11129	\$ 2,296.73	-3.16%	\$ 5,809.07	\$ 5,734.05	-1.29%	\$ 15,205.77	\$ 15,130.75	-0.49%
MGS-S Customer 11130	\$ 2,011.30	-2.83%	\$ 4,464.28	\$ 4,405.77	-1.31%	\$ 8,842.86	\$ 8,784.35	-0.66%
MGS-S Customer 11131	\$ 2,254.87	-3.16%	\$ 5,680.35	\$ 5,606.73	-1.30%	\$ 14,235.16	\$ 14,161.54	-0.52%
MGS-S Customer 11132	\$ 1,152.93	-2.46%	\$ 2,303.13	\$ 2,274.07	-1.26%	\$ 8,648.99	\$ 8,619.93	-0.34%
MGS-S Customer 11133	\$ 6,222.99	-3.55%	\$ 18,018.97	\$ 17,790.08	-1.27%	\$ 62,398.98	\$ 62,170.09	-0.37%
MGS-S Customer 11134	\$ 2,089.80	-2.87%	\$ 4,772.07	\$ 4,710.43	-1.29%	\$ 12,703.68	\$ 12,642.04	-0.49%
MGS-S Customer 11135	\$ 1,670.92	-2.91%	\$ 3,905.73	\$ 3,855.70	-1.28%	\$ 11,986.69	\$ 11,936.66	-0.42%
MGS-S Customer 11136	\$ 3,616.94	-3.30%	\$ 9,299.72	\$ 9,176.12	-1.33%	\$ 12,311.71	\$ 12,188.11	-1.00%
MGS-S Customer 11137	\$ 1,932.72	-2.78%	\$ 4,251.98	\$ 4,196.68	-1.30%	\$ 9,948.02	\$ 9,892.72	-0.56%
MGS-S Customer 11138	\$ 1,937.95	-2.79%	\$ 4,249.99	\$ 4,194.40	-1.31%	\$ 8,870.81	\$ 8,815.22	-0.63%
MGS-S Customer 11139	\$ 1,655.34	-2.59%	\$ 3,476.29	\$ 3,432.19	-1.27%	\$ 12,220.89	\$ 12,176.79	-0.36%
MGS-S Customer 11140	\$ 2,164.50	-3.13%	\$ 5,429.69	\$ 5,359.77	-1.29%	\$ 15,209.63	\$ 15,139.71	-0.46%
MGS-S Customer 11141	\$ 3,328.86	-3.40%	\$ 9,220.71	\$ 9,103.61	-1.27%	\$ 32,009.46	\$ 31,892.36	-0.37%
MGS-S Customer 11142	\$ 17,659.24	-4.16%	\$ 50,269.36	\$ 49,502.06	-1.53%	\$ 207,240.21	\$ 206,472.91	-0.37%
MGS-S Customer 11143	\$ 2,982.85	-3.18%	\$ 7,746.57	\$ 7,648.69	-1.26%	\$ 28,807.65	\$ 28,709.77	-0.34%
MGS-S Customer 11144	\$ 8,318.64	-3.63%	\$ 24,581.38	\$ 24,268.43	-1.27%	\$ 81,676.65	\$ 81,363.70	-0.38%
MGS-S Customer 11145	\$ 4,041.35	-3.36%	\$ 10,745.98	\$ 10,605.33	-1.31%	\$ 22,035.23	\$ 21,894.58	-0.64%
MGS-S Customer 11146	\$ 2,196.30	-2.92%	\$ 5,088.12	\$ 5,022.01	-1.30%	\$ 12,338.95	\$ 12,272.84	-0.54%
MGS-S Customer 11147	\$ 2,280.13	-3.17%	\$ 5,804.52	\$ 5,729.92	-1.29%	\$ 16,796.34	\$ 16,721.74	-0.44%
MGS-S Customer 11148	\$ 3,032.74	-3.35%	\$ 8,389.35	\$ 8,284.23	-1.25%	\$ 34,348.00	\$ 34,242.88	-0.31%
MGS-S Customer 11149	\$ 1,895.87	-3.03%	\$ 4,549.06	\$ 4,489.90	-1.30%	\$ 10,737.81	\$ 10,678.65	-0.55%
MGS-S Customer 11150	\$ 13,053.45	-3.73%	\$ 39,740.21	\$ 39,234.61	-1.27%	\$ 135,196.08	\$ 134,690.48	-0.37%
MGS-S Customer 11151	\$ 1,814.61	-2.71%	\$ 3,934.15	\$ 3,883.63	-1.28%	\$ 11,566.39	\$ 11,515.87	-0.44%
MGS-S Customer 11152	\$ 15,844.14	-3.82%	\$ 48,918.61	\$ 48,289.33	-1.29%	\$ 216,392.58	\$ 215,763.30	-0.29%
MGS-S Customer 11153	\$ 14,505.11	-3.76%	\$ 43,870.48	\$ 43,303.36	-1.29%	\$ 132,301.42	\$ 131,734.30	-0.43%
MGS-S Customer 11154	\$ 2,869.65	-3.15%	\$ 7,264.52	\$ 7,171.21	-1.28%	\$ 21,465.78	\$ 21,372.47	-0.43%
MGS-S Customer 11155	\$ 2,229.89	-2.93%	\$ 5,165.65	\$ 5,098.28	-1.30%	\$ 11,474.26	\$ 11,406.89	-0.59%
MGS-S Customer 11156	\$ 17,377.37	-3.77%	\$ 54,716.95	\$ 54,036.69	-1.24%	\$ 243,880.45	\$ 243,200.19	-0.28%
MGS-S Customer 11157	\$ 2,019.70	-2.83%	\$ 4,635.28	\$ 4,576.47	-1.27%	\$ 16,268.46	\$ 16,209.65	-0.36%

Customer	Distribution 8/25 Prices	Distribution % Difference	Delivery 1/25 Prices	Delivery 8/25 Prices	Delivery % Difference	Bundled 1/25 Prices	Bundled 8/25 Prices	Bundled % Difference
MGS-S Customer 11158	\$ 1,734.89	-2.65%	\$ 3,658.98	\$ 3,611.74	-1.29%	\$ 9,746.95	\$ 9,699.71	-0.48%
MGS-S Customer 11159	\$ 1,813.81	-2.98%	\$ 4,291.60	\$ 4,235.83	-1.30%	\$ 10,197.77	\$ 10,142.00	-0.55%
MGS-S Customer 11160	\$ 1,985.03	-2.81%	\$ 4,486.06	\$ 4,428.67	-1.28%	\$ 13,976.57	\$ 13,919.18	-0.41%
MGS-S Customer 11161	\$ 1,293.73	-2.60%	\$ 2,692.66	\$ 2,658.06	-1.28%	\$ 7,645.30	\$ 7,610.70	-0.45%
MGS-S Customer 11162	\$ 4,021.84	-3.36%	\$ 10,777.38	\$ 10,637.49	-1.30%	\$ 26,416.99	\$ 26,277.10	-0.53%
MGS-S Customer 11163	\$ 2,187.04	-2.91%	\$ 5,131.30	\$ 5,065.70	-1.28%	\$ 16,204.59	\$ 16,138.99	-0.40%
MGS-S Customer 11164	\$ 2,129.51	-2.88%	\$ 4,885.70	\$ 4,822.46	-1.29%	\$ 12,520.68	\$ 12,457.44	-0.51%
MGS-S Customer 11165	\$ 3,010.80	-3.18%	\$ 7,702.28	\$ 7,603.32	-1.28%	\$ 22,569.01	\$ 22,470.05	-0.44%
MGS-S Customer 11166	\$ 6,862.23	-3.59%	\$ 19,739.77	\$ 19,484.37	-1.29%	\$ 52,099.24	\$ 51,843.84	-0.49%
MGS-S Customer 11167	\$ 653.27	-1.34%	\$ 827.22	\$ 818.38	-1.07%	\$ 8,920.97	\$ 8,912.13	-0.10%
MGS-S Customer 11168	\$ 1,391.02	-2.69%	\$ 2,939.66	\$ 2,901.17	-1.31%	\$ 5,664.05	\$ 5,625.56	-0.68%
MGS-S Customer 11169	\$ 1,467.01	-2.75%	\$ 3,174.57	\$ 3,133.09	-1.31%	\$ 6,393.72	\$ 6,352.24	-0.65%
MGS-S Customer 11170	\$ 1,907.77	-2.77%	\$ 4,150.73	\$ 4,096.36	-1.31%	\$ 8,399.17	\$ 8,344.80	-0.65%
MGS-S Customer 11171	\$ 1,572.83	-2.53%	\$ 3,196.72	\$ 3,155.96	-1.28%	\$ 10,483.20	\$ 10,442.44	-0.39%
MGS-S Customer 11172	\$ 9,134.94	-3.65%	\$ 27,671.12	\$ 27,325.04	-1.25%	\$ 114,932.00	\$ 114,585.92	-0.30%
MGS-S Customer 11173	\$ 1,727.02	-2.94%	\$ 3,993.29	\$ 3,941.01	-1.31%	\$ 8,088.50	\$ 8,036.22	-0.65%
MGS-S Customer 11174	\$ 1,071.73	-1.88%	\$ 1,550.05	\$ 1,529.53	-1.32%	\$ 2,340.75	\$ 2,320.23	-0.88%
MGS-S Customer 11175	\$ 5,735.62	-3.52%	\$ 16,396.61	\$ 16,187.58	-1.27%	\$ 53,856.81	\$ 53,647.78	-0.39%
MGS-S Customer 11176	\$ 4,562.25	-3.43%	\$ 12,540.05	\$ 12,378.00	-1.29%	\$ 33,710.82	\$ 33,548.77	-0.48%
MGS-S Customer 11177	\$ 7,265.37	-3.60%	\$ 21,589.00	\$ 21,318.00	-1.26%	\$ 86,545.61	\$ 86,274.61	-0.31%
MGS-S Customer 11178	\$ 2,218.08	-2.93%	\$ 5,247.59	\$ 5,180.68	-1.28%	\$ 17,279.55	\$ 17,212.64	-0.39%
MGS-S Customer 11179	\$ 1,840.15	-2.73%	\$ 3,993.66	\$ 3,942.10	-1.29%	\$ 10,730.53	\$ 10,678.97	-0.48%
MGS-S Customer 11180	\$ 2,165.44	-2.90%	\$ 5,003.67	\$ 4,939.00	-1.29%	\$ 13,151.58	\$ 13,086.91	-0.49%
MGS-S Customer 11181	\$ 1,301.49	-2.62%	\$ 2,678.20	\$ 2,643.13	-1.31%	\$ 5,393.10	\$ 5,358.03	-0.65%
MGS-S Customer 11182	\$ 2,153.56	-2.90%	\$ 4,970.68	\$ 4,906.47	-1.29%	\$ 13,206.81	\$ 13,142.60	-0.49%
MGS-S Customer 11183	\$ 3,382.50	-3.26%	\$ 8,979.99	\$ 8,866.04	-1.27%	\$ 31,489.93	\$ 31,375.98	-0.36%
MGS-S Customer 11184	\$ 2,669.72	-3.27%	\$ 7,128.16	\$ 7,037.82	-1.27%	\$ 25,302.71	\$ 25,212.37	-0.36%
MGS-S Customer 11185	\$ 2,096.70	-2.87%	\$ 4,759.64	\$ 4,697.68	-1.30%	\$ 10,971.24	\$ 10,909.28	-0.56%
MGS-S Customer 11186	\$ 16,167.88	-3.86%	\$ 49,839.41	\$ 49,190.96	-1.30%	\$ 226,980.09	\$ 226,331.64	-0.29%
MGS-S Customer 11187	\$ 2,494.19	-3.03%	\$ 6,136.21	\$ 6,058.20	-1.27%	\$ 20,949.81	\$ 20,871.80	-0.37%
MGS-S Customer 11188	\$ 2,935.33	-3.16%	\$ 7,308.41	\$ 7,212.49	-1.31%	\$ 14,022.54	\$ 13,926.62	-0.68%
MGS-S Customer 11189	\$ 1,968.86	-3.05%	\$ 4,801.87	\$ 4,739.85	-1.29%	\$ 12,778.50	\$ 12,716.48	-0.49%
MGS-S Customer 11190	\$ 2,600.38	-3.07%	\$ 6,396.10	\$ 6,313.72	-1.29%	\$ 18,028.14	\$ 17,945.76	-0.46%
MGS-S Customer 11191	\$ 1,753.13	-2.67%	\$ 3,769.14	\$ 3,721.09	-1.27%	\$ 12,394.90	\$ 12,346.85	-0.39%
MGS-S Customer 11192	\$ 3,835.13	-3.66%	\$ 9,407.84	\$ 9,262.22	-1.55%	\$ 27,150.70	\$ 27,005.08	-0.54%
MGS-S Customer 11193	\$ 5,255.51	-3.49%	\$ 15,084.29	\$ 14,894.43	-1.26%	\$ 58,797.00	\$ 58,607.14	-0.32%
MGS-S Customer 11194	\$ 1,828.92	-2.72%	\$ 3,988.77	\$ 3,937.62	-1.28%	\$ 12,056.13	\$ 12,004.98	-0.42%
MGS-S Customer 11195	\$ 4,521.56	-3.41%	\$ 12,645.73	\$ 12,485.86	-1.26%	\$ 46,348.94	\$ 46,189.07	-0.34%
MGS-S Customer 11196	\$ 17,061.47	-3.77%	\$ 52,995.83	\$ 52,327.19	-1.26%	\$ 201,767.12	\$ 201,098.48	-0.33%
MGS-S Customer 11197	\$ 1,092.14	-1.91%	\$ 1,633.83	\$ 1,612.54	-1.30%	\$ 3,635.73	\$ 3,614.44	-0.59%

Customer	Distribution 8/25 Prices	Distribution % Difference	Delivery 1/25 Prices	Delivery 8/25 Prices	Delivery % Difference	Bundled 1/25 Prices	Bundled 8/25 Prices	Bundled % Difference
MGS-S Customer 11198	\$ 5,489.07	-3.50%	\$ 15,777.93	\$ 15,578.57	-1.26%	\$ 58,736.50	\$ 58,537.14	-0.34%
MGS-S Customer 11199	\$ 3,252.76	-3.24%	\$ 8,322.76	\$ 8,213.98	-1.31%	\$ 17,669.53	\$ 17,560.75	-0.62%
MGS-S Customer 11200	\$ 2,445.43	-3.02%	\$ 5,804.04	\$ 5,727.94	-1.31%	\$ 11,423.53	\$ 11,347.43	-0.67%
MGS-S Customer 11201	\$ 1,876.22	-2.75%	\$ 4,140.89	\$ 4,087.89	-1.28%	\$ 12,807.56	\$ 12,754.56	-0.41%
MGS-S Customer 11202	\$ 4,555.91	-3.57%	\$ 12,202.34	\$ 12,033.83	-1.38%	\$ 38,917.19	\$ 38,748.68	-0.43%
MGS-S Customer 11203	\$ 2,101.30	-2.87%	\$ 4,742.60	\$ 4,680.46	-1.31%	\$ 9,445.35	\$ 9,383.21	-0.66%
MGS-S Customer 11204	\$ 1,757.54	-2.95%	\$ 4,002.41	\$ 3,948.99	-1.33%	\$ 4,235.62	\$ 4,182.20	-1.26%
MGS-S Customer 11205	\$ 1,899.36	-3.03%	\$ 4,729.02	\$ 4,669.76	-1.25%	\$ 19,316.38	\$ 19,257.12	-0.31%
MGS-S Customer 11206	\$ 3,934.90	-3.35%	\$ 10,767.35	\$ 10,631.01	-1.27%	\$ 38,894.49	\$ 38,758.15	-0.35%
MGS-S Customer 11207	\$ 2,004.24	-3.06%	\$ 4,937.89	\$ 4,874.54	-1.28%	\$ 14,586.31	\$ 14,522.96	-0.43%
MGS-S Customer 11208	\$ 1,852.95	-3.00%	\$ 4,509.33	\$ 4,451.98	-1.27%	\$ 15,300.85	\$ 15,243.50	-0.37%
MGS-S Customer 11209	\$ 2,195.57	-2.92%	\$ 5,128.92	\$ 5,062.98	-1.29%	\$ 14,817.56	\$ 14,751.62	-0.45%
MGS-S Customer 11210	\$ 2,007.31	-2.83%	\$ 4,486.10	\$ 4,427.64	-1.30%	\$ 10,254.13	\$ 10,195.67	-0.57%
MGS-S Customer 11211	\$ 2,417.02	-3.00%	\$ 5,801.40	\$ 5,726.58	-1.29%	\$ 15,811.93	\$ 15,737.11	-0.47%
MGS-S Customer 11212	\$ 1,752.49	-2.95%	\$ 4,172.71	\$ 4,119.39	-1.28%	\$ 13,253.93	\$ 13,200.61	-0.40%
MGS-S Customer 11213	\$ 6,625.37	-3.57%	\$ 19,153.86	\$ 18,908.58	-1.28%	\$ 59,214.70	\$ 58,969.42	-0.41%
MGS-S Customer 11214	\$ 3,309.30	-3.25%	\$ 8,716.14	\$ 8,605.16	-1.27%	\$ 29,154.71	\$ 29,043.73	-0.38%
MGS-S Customer 11215	\$ 1,395.31	-2.35%	\$ 2,613.54	\$ 2,579.96	-1.28%	\$ 7,634.74	\$ 7,601.16	-0.44%
MGS-S Customer 11216	\$ 1,519.91	-2.80%	\$ 3,356.44	\$ 3,312.60	-1.31%	\$ 7,081.09	\$ 7,037.25	-0.62%
MGS-S Customer 11217	\$ 11,183.53	-3.90%	\$ 32,208.16	\$ 31,753.90	-1.41%	\$ 109,560.09	\$ 109,105.83	-0.41%
MGS-S Customer 11218	\$ 6,856.55	-3.58%	\$ 20,029.98	\$ 19,775.16	-1.27%	\$ 68,294.95	\$ 68,040.13	-0.37%
MGS-S Customer 11219	\$ 3,565.13	-3.29%	\$ 9,484.69	\$ 9,363.42	-1.28%	\$ 29,832.76	\$ 29,711.49	-0.41%
MGS-S Customer 11220	\$ 2,442.15	-3.01%	\$ 5,917.38	\$ 5,841.50	-1.28%	\$ 17,809.94	\$ 17,734.06	-0.43%
MGS-S Customer 11221	\$ 2,529.21	-3.05%	\$ 6,211.68	\$ 6,132.23	-1.28%	\$ 19,484.55	\$ 19,405.10	-0.41%
MGS-S Customer 11222	\$ 7,101.21	-3.59%	\$ 20,614.17	\$ 20,349.94	-1.28%	\$ 62,462.10	\$ 62,197.87	-0.42%
MGS-S Customer 11223	\$ 2,213.06	-2.92%	\$ 5,035.93	\$ 4,969.25	-1.32%	\$ 7,500.37	\$ 7,433.69	-0.89%
MGS-S Customer 11224	\$ 3,182.68	-3.22%	\$ 8,223.08	\$ 8,117.06	-1.29%	\$ 22,857.97	\$ 22,751.95	-0.46%
MGS-S Customer 11225	\$ 2,063.41	-2.85%	\$ 4,714.59	\$ 4,654.05	-1.28%	\$ 13,822.20	\$ 13,761.66	-0.44%
MGS-S Customer 11226	\$ 4,528.81	-3.42%	\$ 12,572.59	\$ 12,412.21	-1.28%	\$ 41,108.68	\$ 40,948.30	-0.39%
MGS-S Customer 11227	\$ 2,279.58	-2.95%	\$ 5,330.15	\$ 5,260.92	-1.30%	\$ 12,696.50	\$ 12,627.27	-0.55%
MGS-S Customer 11228	\$ 16,813.74	-3.99%	\$ 48,689.54	\$ 47,990.42	-1.44%	\$ 146,590.65	\$ 145,891.53	-0.48%
MGS-S Customer 11229	\$ 1,851.76	-2.73%	\$ 4,037.40	\$ 3,985.43	-1.29%	\$ 11,359.87	\$ 11,307.90	-0.46%
MGS-S Customer 11230	\$ 4,700.55	-3.44%	\$ 13,360.19	\$ 13,192.68	-1.25%	\$ 54,700.78	\$ 54,533.27	-0.31%
MGS-S Customer 11231	\$ 2,576.62	-3.06%	\$ 6,325.66	\$ 6,244.33	-1.29%	\$ 18,245.65	\$ 18,164.32	-0.45%
MGS-S Customer 11232	\$ 6,619.90	-3.57%	\$ 18,877.69	\$ 18,632.64	-1.30%	\$ 46,246.12	\$ 46,001.07	-0.53%
MGS-S Customer 11233	\$ 2,806.24	-3.13%	\$ 7,156.76	\$ 7,066.10	-1.27%	\$ 25,670.44	\$ 25,579.78	-0.35%
MGS-S Customer 11234	\$ 8,670.40	-3.64%	\$ 26,033.04	\$ 25,705.41	-1.26%	\$ 101,063.13	\$ 100,735.50	-0.32%
MGS-S Customer 11235	\$ 4,497.16	-3.41%	\$ 12,501.62	\$ 12,342.63	-1.27%	\$ 42,520.97	\$ 42,361.98	-0.37%
MGS-S Customer 11236	\$ 2,631.18	-3.08%	\$ 6,509.46	\$ 6,425.89	-1.28%	\$ 19,287.68	\$ 19,204.11	-0.43%
MGS-S Customer 11237	\$ 3,410.58	-3.67%	\$ 7,822.75	\$ 7,692.64	-1.66%	\$ 14,029.55	\$ 13,899.44	-0.93%

Internal Use

Customer	Distribution 8/25 Prices	Distribution % Difference	Delivery 1/25 Prices	Delivery 8/25 Prices	Delivery % Difference	Bundled 1/25 Prices	Bundled 8/25 Prices	Bundled % Difference
MGS-S Customer 11238	\$ 2,166.31	-3.13%	\$ 5,393.69	\$ 5,323.65	-1.30%	\$ 13,052.21	\$ 12,982.17	-0.54%
MGS-S Customer 11239	\$ 1,788.14	-2.97%	\$ 4,244.24	\$ 4,189.49	-1.29%	\$ 11,601.33	\$ 11,546.58	-0.47%
MGS-S Customer 11240	\$ 3,077.86	-3.20%	\$ 8,034.03	\$ 7,932.22	-1.27%	\$ 28,884.86	\$ 28,783.05	-0.35%
MGS-S Customer 11241	\$ 4,501.47	-3.41%	\$ 12,548.64	\$ 12,389.49	-1.27%	\$ 44,249.95	\$ 44,090.80	-0.36%
MGS-S Customer 11242	\$ 5,889.93	-3.53%	\$ 16,782.88	\$ 16,567.38	-1.28%	\$ 49,745.66	\$ 49,530.16	-0.43%
MGS-S Customer 11243	\$ 2,470.67	-3.03%	\$ 5,884.20	\$ 5,807.08	-1.31%	\$ 11,702.51	\$ 11,625.39	-0.66%
MGS-S Customer 11244	\$ 2,620.84	-3.08%	\$ 6,497.44	\$ 6,414.30	-1.28%	\$ 20,223.93	\$ 20,140.79	-0.41%
MGS-S Customer 11245	\$ 3,836.23	-3.45%	\$ 10,725.20	\$ 10,587.93	-1.28%	\$ 32,892.35	\$ 32,755.08	-0.42%
MGS-S Customer 11246	\$ 4,667.42	-3.44%	\$ 12,746.41	\$ 12,580.34	-1.30%	\$ 29,026.70	\$ 28,860.63	-0.57%
MGS-S Customer 11247	\$ 3,597.92	-3.30%	\$ 9,836.78	\$ 9,714.05	-1.25%	\$ 42,251.10	\$ 42,128.37	-0.29%
MGS-S Customer 11248	\$ 1,179.12	-2.06%	\$ 1,946.34	\$ 1,921.54	-1.27%	\$ 6,388.91	\$ 6,364.11	-0.39%
MGS-S Customer 11249	\$ 1,949.30	-3.03%	\$ 4,683.23	\$ 4,622.30	-1.30%	\$ 10,496.97	\$ 10,436.04	-0.58%
MGS-S Customer 11250	\$ 2,343.48	-3.18%	\$ 5,911.31	\$ 5,834.41	-1.30%	\$ 13,407.01	\$ 13,330.11	-0.57%
MGS-S Customer 11251	\$ 1,785.88	-2.97%	\$ 4,302.16	\$ 4,247.48	-1.27%	\$ 14,773.63	\$ 14,718.95	-0.37%
MGS-S Customer 11252	\$ 2,809.61	-3.13%	\$ 7,226.66	\$ 7,135.90	-1.26%	\$ 28,764.68	\$ 28,673.92	-0.32%
MGS-S Customer 11253	\$ 1,680.45	-2.90%	\$ 3,891.70	\$ 3,841.45	-1.29%	\$ 10,276.75	\$ 10,226.50	-0.49%
MGS-S Customer 11254	\$ 4,958.51	-3.46%	\$ 14,003.66	\$ 13,826.03	-1.27%	\$ 49,288.28	\$ 49,110.65	-0.36%
MGS-S Customer 11255	\$ 11,827.14	-3.71%	\$ 36,118.84	\$ 35,662.87	-1.26%	\$ 135,921.30	\$ 135,465.33	-0.34%
MGS-S Customer 11256	\$ 2,939.96	-3.33%	\$ 8,050.27	\$ 7,948.94	-1.26%	\$ 31,244.99	\$ 31,143.66	-0.32%
MGS-S Customer 11257	\$ 1,589.95	-2.84%	\$ 3,593.27	\$ 3,546.82	-1.29%	\$ 9,100.78	\$ 9,054.33	-0.51%
MGS-S Customer 11258	\$ 6,095.74	-3.55%	\$ 17,635.57	\$ 17,411.19	-1.27%	\$ 60,525.58	\$ 60,301.20	-0.37%
MGS-S Customer 11259	\$ 2,235.31	-3.16%	\$ 5,663.83	\$ 5,590.93	-1.29%	\$ 16,139.52	\$ 16,066.62	-0.45%
MGS-S Customer 11260	\$ 3,075.17	-3.20%	\$ 7,850.91	\$ 7,749.22	-1.30%	\$ 20,166.13	\$ 20,064.44	-0.50%
MGS-S Customer 11261	\$ 9,180.03	-3.66%	\$ 27,704.25	\$ 27,355.60	-1.26%	\$ 108,072.74	\$ 107,724.09	-0.32%
MGS-S Customer 11262	\$ 1,993.59	-3.07%	\$ 4,902.07	\$ 4,838.94	-1.29%	\$ 13,877.94	\$ 13,814.81	-0.45%
MGS-S Customer 11263	\$ 1,938.49	-3.04%	\$ 4,993.77	\$ 4,933.02	-1.22%	\$ 26,992.84	\$ 26,932.09	-0.23%
MGS-S Customer 11264	\$ 5,560.96	-3.51%	\$ 15,992.72	\$ 15,790.40	-1.27%	\$ 58,681.63	\$ 58,479.31	-0.34%
MGS-S Customer 11265	\$ 2,085.97	-3.10%	\$ 5,149.60	\$ 5,082.83	-1.30%	\$ 12,782.41	\$ 12,715.64	-0.52%
MGS-S Customer 11266	\$ 2,373.31	-2.99%	\$ 5,699.31	\$ 5,626.28	-1.28%	\$ 17,237.43	\$ 17,164.40	-0.42%
MGS-S Customer 11267	\$ 2,003.54	-3.07%	\$ 4,901.34	\$ 4,837.80	-1.30%	\$ 12,318.77	\$ 12,255.23	-0.52%
MGS-S Customer 11268	\$ 3,758.11	-3.32%	\$ 10,045.14	\$ 9,916.06	-1.28%	\$ 29,225.55	\$ 29,096.47	-0.44%
MGS-S Customer 11269	\$ 4,147.83	-3.38%	\$ 11,275.60	\$ 11,130.43	-1.29%	\$ 32,199.56	\$ 32,054.39	-0.45%
MGS-S Customer 11270	\$ 2,946.24	-3.33%	\$ 7,909.75	\$ 7,808.32	-1.28%	\$ 23,645.57	\$ 23,544.14	-0.43%
MGS-S Customer 11271	\$ 3,223.02	-3.23%	\$ 8,400.99	\$ 8,293.56	-1.28%	\$ 26,343.01	\$ 26,235.58	-0.41%
MGS-S Customer 11272	\$ 2,698.87	-3.27%	\$ 7,151.15	\$ 7,059.76	-1.28%	\$ 22,453.57	\$ 22,362.18	-0.41%
MGS-S Customer 11273	\$ 4,180.60	-3.38%	\$ 11,151.67	\$ 11,005.41	-1.31%	\$ 23,195.06	\$ 23,048.80	-0.63%
MGS-S Customer 11274	\$ 1,750.00	-2.96%	\$ 4,080.96	\$ 4,027.66	-1.31%	\$ 8,843.01	\$ 8,789.71	-0.60%
MGS-S Customer 11275	\$ 8,721.04	-3.66%	\$ 25,096.05	\$ 24,764.85	-1.32%	\$ 50,023.81	\$ 49,692.61	-0.66%
MGS-S Customer 11276	\$ 2,025.45	-2.84%	\$ 4,518.95	\$ 4,459.85	-1.31%	\$ 9,415.95	\$ 9,356.85	-0.63%
MGS-S Customer 11277	\$ 2,206.01	-2.91%	\$ 5,228.42	\$ 5,162.22	-1.27%	\$ 18,643.55	\$ 18,577.35	-0.36%

Customer	Distribution 8/25 Prices	Distribution % Difference	Delivery 1/25 Prices	Delivery 8/25 Prices	Delivery % Difference	Bundled 1/25 Prices	Bundled 8/25 Prices	Bundled % Difference
MGS-S Customer 11278	\$ 1,598.40	-2.54%	\$ 3,220.86	\$ 3,179.28	-1.29%	\$ 8,413.00	\$ 8,371.42	-0.49%
MGS-S Customer 11279	\$ 1,539.33	-2.82%	\$ 3,442.40	\$ 3,397.67	-1.30%	\$ 8,259.76	\$ 8,215.03	-0.54%
MGS-S Customer 11280	\$ 3,564.68	-3.29%	\$ 9,520.07	\$ 9,398.63	-1.28%	\$ 31,211.88	\$ 31,090.44	-0.39%
MGS-S Customer 11281	\$ 3,784.47	-3.33%	\$ 10,385.67	\$ 10,255.40	-1.25%	\$ 42,066.07	\$ 41,935.80	-0.31%
MGS-S Customer 11282	\$ 8,691.07	-3.66%	\$ 25,424.64	\$ 25,094.51	-1.30%	\$ 69,717.81	\$ 69,387.68	-0.47%
MGS-S Customer 11283	\$ 1,782.93	-2.69%	\$ 3,841.34	\$ 3,792.09	-1.28%	\$ 11,588.42	\$ 11,539.17	-0.42%
MGS-S Customer 11284	\$ 2,128.16	-3.10%	\$ 5,284.02	\$ 5,215.88	-1.29%	\$ 14,078.44	\$ 14,010.30	-0.48%
MGS-S Customer 11285	\$ 1,970.31	-2.80%	\$ 4,410.92	\$ 4,354.15	-1.29%	\$ 12,459.42	\$ 12,402.65	-0.46%
MGS-S Customer 11286	\$ 2,717.98	-3.29%	\$ 7,476.74	\$ 7,384.35	-1.24%	\$ 35,339.82	\$ 35,247.43	-0.26%
MGS-S Customer 11287	\$ 1,936.76	-3.04%	\$ 4,668.42	\$ 4,607.77	-1.30%	\$ 11,030.62	\$ 10,969.97	-0.55%
MGS-S Customer 11288	\$ 3,290.38	-3.24%	\$ 8,735.40	\$ 8,625.11	-1.26%	\$ 32,750.54	\$ 32,640.25	-0.34%
MGS-S Customer 11289	\$ 2,658.95	-3.09%	\$ 6,603.75	\$ 6,519.08	-1.28%	\$ 19,938.09	\$ 19,853.42	-0.42%
MGS-S Customer 11290	\$ 4,934.88	-3.45%	\$ 13,714.07	\$ 13,537.57	-1.29%	\$ 38,733.24	\$ 38,556.74	-0.46%
MGS-S Customer 11291	\$ 2,150.63	-2.90%	\$ 5,143.22	\$ 5,079.04	-1.25%	\$ 22,063.38	\$ 21,999.20	-0.29%
MGS-S Customer 11292	\$ 3,397.65	-3.26%	\$ 9,160.83	\$ 9,046.23	-1.25%	\$ 38,195.23	\$ 38,080.63	-0.30%
MGS-S Customer 11293	\$ 3,248.42	-3.23%	\$ 8,685.62	\$ 8,577.09	-1.25%	\$ 36,629.94	\$ 36,521.41	-0.30%
MGS-S Customer 11294	\$ 18,904.85	-3.79%	\$ 59,798.90	\$ 59,054.53	-1.24%	\$ 279,493.65	\$ 278,749.28	-0.27%
MGS-S Customer 11295	\$ 3,942.37	-3.35%	\$ 10,713.76	\$ 10,577.31	-1.27%	\$ 35,559.25	\$ 35,422.80	-0.38%
MGS-S Customer 11296	\$ 3,559.95	-3.29%	\$ 9,459.16	\$ 9,338.08	-1.28%	\$ 29,252.94	\$ 29,131.86	-0.41%
MGS-S Customer 11297	\$ 3,534.27	-3.28%	\$ 9,507.50	\$ 9,387.51	-1.26%	\$ 35,619.03	\$ 35,499.04	-0.34%
MGS-S Customer 11298	\$ 1,865.66	-2.74%	\$ 4,093.43	\$ 4,040.93	-1.28%	\$ 12,187.87	\$ 12,135.37	-0.43%
MGS-S Customer 11299	\$ 1,432.52	-2.39%	\$ 2,712.62	\$ 2,677.56	-1.29%	\$ 7,144.79	\$ 7,109.73	-0.49%
MGS-S Customer 11300	\$ 2,322.09	-3.17%	\$ 5,860.42	\$ 5,784.42	-1.30%	\$ 14,114.83	\$ 14,038.83	-0.54%
MGS-S Customer 11301	\$ 2,233.98	-3.16%	\$ 5,749.36	\$ 5,676.43	-1.27%	\$ 20,415.90	\$ 20,342.97	-0.36%
MGS-S Customer 11302	\$ 1,692.46	-2.92%	\$ 3,969.09	\$ 3,918.26	-1.28%	\$ 12,126.72	\$ 12,075.89	-0.42%
MGS-S Customer 11303	\$ 2,115.50	-2.88%	\$ 4,806.75	\$ 4,744.09	-1.30%	\$ 10,679.90	\$ 10,617.24	-0.59%
MGS-S Customer 11304	\$ 1,986.33	-3.07%	\$ 4,884.32	\$ 4,821.32	-1.29%	\$ 13,650.63	\$ 13,587.63	-0.46%
MGS-S Customer 11305	\$ 3,722.36	-3.32%	\$ 9,849.05	\$ 9,721.37	-1.30%	\$ 24,600.95	\$ 24,473.27	-0.52%
MGS-S Customer 11306	\$ 6,402.95	-3.65%	\$ 17,785.45	\$ 17,542.94	-1.36%	\$ 41,693.98	\$ 41,451.47	-0.58%
MGS-S Customer 11307	\$ 1,834.91	-2.72%	\$ 4,025.32	\$ 3,973.95	-1.28%	\$ 13,054.55	\$ 13,003.18	-0.39%
MGS-S Customer 11308	\$ 2,276.04	-3.17%	\$ 5,786.06	\$ 5,711.52	-1.29%	\$ 16,228.05	\$ 16,153.51	-0.46%
MGS-S Customer 11309	\$ 1,878.40	-3.00%	\$ 4,521.61	\$ 4,463.47	-1.29%	\$ 12,730.31	\$ 12,672.17	-0.46%
MGS-S Customer 11310	\$ 5,896.45	-3.54%	\$ 17,041.03	\$ 16,824.89	-1.27%	\$ 60,772.02	\$ 60,555.88	-0.36%
MGS-S Customer 11311	\$ 6,418.43	-3.55%	\$ 18,321.92	\$ 18,085.39	-1.29%	\$ 49,218.82	\$ 48,982.29	-0.48%
MGS-S Customer 11312	\$ 1,448.75	-2.74%	\$ 3,136.28	\$ 3,095.46	-1.30%	\$ 6,970.97	\$ 6,930.15	-0.59%
MGS-S Customer 11313	\$ 1,390.55	-2.70%	\$ 2,970.90	\$ 2,932.30	-1.30%	\$ 7,007.26	\$ 6,968.66	-0.55%
MGS-S Customer 11314	\$ 3,327.73	-3.25%	\$ 8,704.91	\$ 8,593.27	-1.28%	\$ 26,082.13	\$ 25,970.49	-0.43%
MGS-S Customer 11315	\$ 1,886.28	-3.02%	\$ 4,572.85	\$ 4,514.13	-1.28%	\$ 13,474.68	\$ 13,415.96	-0.44%
MGS-S Customer 11316	\$ 4,409.23	-3.52%	\$ 12,660.11	\$ 12,499.27	-1.27%	\$ 43,802.67	\$ 43,641.83	-0.37%
MGS-S Customer 11317	\$ 1,745.03	-2.66%	\$ 3,701.40	\$ 3,653.68	-1.29%	\$ 10,212.37	\$ 10,164.65	-0.47%

Internal Use

Customer	Distribution 8/25 Prices	Distribution % Difference	Delivery 1/25 Prices	Delivery 8/25 Prices	Delivery % Difference	Bundled 1/25 Prices	Bundled 8/25 Prices	Bundled % Difference
MGS-S Customer 11318	\$ 1,962.56	-3.05%	\$ 4,839.67	\$ 4,777.89	-1.28%	\$ 15,554.75	\$ 15,492.97	-0.40%
MGS-S Customer 11319	\$ 1,478.35	-2.77%	\$ 3,217.00	\$ 3,174.96	-1.31%	\$ 6,548.93	\$ 6,506.89	-0.64%
MGS-S Customer 11320	\$ 5,124.27	-3.87%	\$ 12,884.87	\$ 12,678.50	-1.60%	\$ 34,201.90	\$ 33,995.53	-0.60%
MGS-S Customer 11321	\$ 6,348.83	-3.55%	\$ 18,797.71	\$ 18,563.80	-1.24%	\$ 82,858.49	\$ 82,624.58	-0.28%
MGS-S Customer 11322	\$ 2,263.19	-2.95%	\$ 5,290.74	\$ 5,222.00	-1.30%	\$ 12,719.25	\$ 12,650.51	-0.54%
MGS-S Customer 11323	\$ 1,455.67	-2.76%	\$ 3,228.84	\$ 3,187.55	-1.28%	\$ 10,117.80	\$ 10,076.51	-0.41%
MGS-S Customer 11324	\$ 2,544.04	-3.05%	\$ 6,263.81	\$ 6,183.79	-1.28%	\$ 19,978.54	\$ 19,898.52	-0.40%
MGS-S Customer 11325	\$ 2,180.05	-2.91%	\$ 4,928.80	\$ 4,863.36	-1.33%	\$ 6,784.44	\$ 6,719.00	-0.96%
MGS-S Customer 11326	\$ 1,099.88	-2.40%	\$ 2,021.78	\$ 1,994.76	-1.34%	\$ 2,189.40	\$ 2,162.38	-1.23%
MGS-S Customer 11327	\$ 2,480.54	-3.02%	\$ 5,991.90	\$ 5,914.56	-1.29%	\$ 16,049.39	\$ 15,972.05	-0.48%
MGS-S Customer 11328	\$ 653.27	-1.34%	\$ 734.95	\$ 726.10	-1.20%	\$ 4,305.46	\$ 4,296.61	-0.21%
MGS-S Customer 11329	\$ 2,221.90	-2.93%	\$ 5,183.09	\$ 5,116.04	-1.29%	\$ 13,505.83	\$ 13,438.78	-0.50%
MGS-S Customer 11330	\$ 3,117.54	-3.20%	\$ 8,097.05	\$ 7,993.98	-1.27%	\$ 27,000.83	\$ 26,897.76	-0.38%
MGS-S Customer 11331	\$ 2,033.01	-3.09%	\$ 4,963.22	\$ 4,898.44	-1.31%	\$ 10,919.56	\$ 10,854.78	-0.59%
MGS-S Customer 11332	\$ 2,826.19	-3.13%	\$ 7,113.37	\$ 7,022.01	-1.28%	\$ 20,806.73	\$ 20,715.37	-0.44%
MGS-S Customer 11333	\$ 1,897.70	-2.75%	\$ 4,133.09	\$ 4,079.36	-1.30%	\$ 9,577.18	\$ 9,523.45	-0.56%
MGS-S Customer 11334	\$ 1,957.19	-2.80%	\$ 4,353.81	\$ 4,297.50	-1.29%	\$ 11,374.28	\$ 11,317.97	-0.50%
MGS-S Customer 11335	\$ 3,277.12	-3.24%	\$ 8,438.50	\$ 8,328.77	-1.30%	\$ 19,915.14	\$ 19,805.41	-0.55%
MGS-S Customer 11336	\$ 1,823.50	-2.98%	\$ 4,306.74	\$ 4,250.68	-1.30%	\$ 9,763.97	\$ 9,707.91	-0.57%
MGS-S Customer 11337	\$ 1,449.03	-2.75%	\$ 3,119.01	\$ 3,078.03	-1.31%	\$ 5,712.11	\$ 5,671.13	-0.72%
MGS-S Customer 11338	\$ 1,638.92	-2.88%	\$ 3,702.79	\$ 3,654.16	-1.31%	\$ 6,819.90	\$ 6,771.27	-0.71%
MGS-S Customer 11339	\$ 2,373.07	-3.19%	\$ 5,977.12	\$ 5,898.83	-1.31%	\$ 11,827.42	\$ 11,749.13	-0.66%
MGS-S Customer 11340	\$ 1,606.12	-2.86%	\$ 3,595.12	\$ 3,547.87	-1.31%	\$ 6,442.57	\$ 6,395.32	-0.73%
MGS-S Customer 11341	\$ 2,114.46	-3.11%	\$ 5,179.97	\$ 5,112.14	-1.31%	\$ 10,308.12	\$ 10,240.29	-0.66%
MGS-S Customer 11342	\$ 10,605.85	-3.69%	\$ 31,592.98	\$ 31,186.33	-1.29%	\$ 90,415.92	\$ 90,009.27	-0.45%
MGS-S Customer 11343	\$ 3,012.59	-3.18%	\$ 7,694.73	\$ 7,595.81	-1.29%	\$ 22,201.65	\$ 22,102.73	-0.45%
MGS-S Customer 11344	\$ 12,138.72	-3.71%	\$ 36,957.44	\$ 36,489.77	-1.27%	\$ 133,907.88	\$ 133,440.21	-0.35%
MGS-S Customer 11345	\$ 3,423.72	-3.25%	\$ 8,648.05	\$ 8,532.93	-1.33%	\$ 10,006.07	\$ 9,890.95	-1.15%
MGS-S Customer 11346	\$ 4,819.72	-3.45%	\$ 13,506.39	\$ 13,334.19	-1.27%	\$ 44,531.26	\$ 44,359.06	-0.39%
MGS-S Customer 11347	\$ 2,083.30	-2.86%	\$ 4,736.99	\$ 4,675.61	-1.30%	\$ 11,906.58	\$ 11,845.20	-0.52%
MGS-S Customer 11348	\$ 15,234.70	-3.81%	\$ 45,694.33	\$ 45,090.71	-1.32%	\$ 144,372.43	\$ 143,768.81	-0.42%
MGS-S Customer 11349	\$ 12,080.65	-3.72%	\$ 36,823.71	\$ 36,356.74	-1.27%	\$ 140,520.27	\$ 140,053.30	-0.33%
MGS-S Customer 11350	\$ 12,433.73	-3.72%	\$ 37,794.45	\$ 37,314.42	-1.27%	\$ 130,978.76	\$ 130,498.73	-0.37%
MGS-S Customer 11351	\$ 14,153.11	-3.74%	\$ 43,313.17	\$ 42,764.01	-1.27%	\$ 155,035.61	\$ 154,486.45	-0.35%
MGS-S Customer 11352	\$ 11,121.48	-3.70%	\$ 33,705.37	\$ 33,277.49	-1.27%	\$ 124,439.86	\$ 124,011.98	-0.34%
MGS-S Customer 11353	\$ 15,186.72	-3.79%	\$ 45,819.91	\$ 45,221.07	-1.31%	\$ 151,422.39	\$ 150,823.55	-0.40%
MGS-S Customer 11354	\$ 1,064.92	-1.87%	\$ 1,536.35	\$ 1,516.11	-1.32%	\$ 2,669.85	\$ 2,649.61	-0.76%
MGS-S Customer 11355	\$ 1,252.06	-2.17%	\$ 2,141.15	\$ 2,113.36	-1.30%	\$ 5,221.70	\$ 5,193.91	-0.53%
MGS-S Customer 11356	\$ 1,635.17	-2.88%	\$ 3,718.07	\$ 3,669.61	-1.30%	\$ 8,190.69	\$ 8,142.23	-0.59%
MGS-S Customer 11357	\$ 896.87	-1.47%	\$ 1,009.73	\$ 996.34	-1.33%	\$ 1,361.66	\$ 1,348.27	-0.98%

Internal Use

Customer	Distribution 8/25 Prices	Distribution % Difference	Delivery 1/25 Prices	Delivery 8/25 Prices	Delivery % Difference	Bundled 1/25 Prices	Bundled 8/25 Prices	Bundled % Difference
MGS-S Customer 11358	\$ 1,439.17	-2.40%	\$ 2,726.43	\$ 2,691.06	-1.30%	\$ 6,716.52	\$ 6,681.15	-0.53%
MGS-S Customer 11359	\$ 2,372.99	-3.20%	\$ 6,175.55	\$ 6,097.14	-1.27%	\$ 21,472.94	\$ 21,394.53	-0.37%
MGS-S Customer 11360	\$ 1,039.20	-1.81%	\$ 1,468.62	\$ 1,449.46	-1.30%	\$ 3,180.75	\$ 3,161.59	-0.60%
MGS-S Customer 11361	\$ 886.19	-2.03%	\$ 1,398.62	\$ 1,380.30	-1.31%	\$ 2,828.63	\$ 2,810.31	-0.65%
MGS-S Customer 11362	\$ 1,211.95	-2.11%	\$ 1,976.59	\$ 1,950.45	-1.32%	\$ 3,000.62	\$ 2,974.48	-0.87%
MGS-S Customer 11363	\$ 1,323.28	-2.27%	\$ 2,493.84	\$ 2,463.08	-1.23%	\$ 12,102.04	\$ 12,071.28	-0.25%
MGS-S Customer 11364	\$ 5,148.49	-3.48%	\$ 14,489.49	\$ 14,303.94	-1.28%	\$ 44,838.26	\$ 44,652.71	-0.41%
MGS-S Customer 11365	\$ 2,015.72	-2.83%	\$ 4,525.89	\$ 4,467.26	-1.30%	\$ 11,414.62	\$ 11,355.99	-0.51%
MGS-S Customer 11366	\$ 653.27	-1.34%	\$ 662.11	\$ 653.27	-1.34%	\$ 662.11	\$ 653.27	-1.34%
MGS-S Customer 11367	\$ 1,793.12	-2.70%	\$ 3,883.06	\$ 3,833.30	-1.28%	\$ 12,222.02	\$ 12,172.26	-0.41%
MGS-S Customer 11368	\$ 665.75	-1.38%	\$ 700.28	\$ 690.93	-1.34%	\$ 712.51	\$ 703.16	-1.31%
MGS-S Customer 11369	\$ 1,028.80	-1.79%	\$ 1,429.73	\$ 1,410.96	-1.31%	\$ 2,713.71	\$ 2,694.94	-0.69%
MGS-S Customer 11370	\$ 1,695.82	-2.63%	\$ 3,479.77	\$ 3,433.96	-1.32%	\$ 6,222.10	\$ 6,176.29	-0.74%
MGS-S Customer 11371	\$ 3,779.53	-3.33%	\$ 9,902.56	\$ 9,772.54	-1.31%	\$ 18,751.14	\$ 18,621.12	-0.69%
MGS-S Customer 11372	\$ 1,284.05	-2.21%	\$ 2,205.55	\$ 2,176.52	-1.32%	\$ 3,834.95	\$ 3,805.92	-0.76%
MGS-S Customer 11373	\$ 852.33	-1.34%	\$ 867.63	\$ 856.04	-1.34%	\$ 867.63	\$ 856.04	-1.34%
MGS-S Customer 11374	\$ 2,123.85	-3.12%	\$ 5,404.15	\$ 5,335.79	-1.26%	\$ 19,757.95	\$ 19,689.59	-0.35%
MGS-S Customer 11375	\$ 10,630.28	-3.69%	\$ 32,600.78	\$ 32,193.52	-1.25%	\$ 138,143.84	\$ 137,736.58	-0.29%
MGS-S Customer 11376	\$ 8,353.86	-3.63%	\$ 25,188.96	\$ 24,874.51	-1.25%	\$ 106,672.67	\$ 106,358.22	-0.29%
MGS-S Customer 11377	\$ 8,385.63	-3.64%	\$ 25,207.31	\$ 24,890.94	-1.26%	\$ 101,334.34	\$ 101,017.97	-0.31%
MGS-S Customer 11378	\$ 7,408.77	-3.61%	\$ 22,088.85	\$ 21,811.75	-1.25%	\$ 89,577.54	\$ 89,300.44	-0.31%
MGS-S Customer 11379	\$ 1,135.64	-1.98%	\$ 1,754.77	\$ 1,731.80	-1.31%	\$ 3,410.34	\$ 3,387.37	-0.67%
MGS-S Customer 11380	\$ 902.18	-1.48%	\$ 1,018.45	\$ 1,004.87	-1.33%	\$ 1,058.56	\$ 1,044.98	-1.28%
MGS-S Customer 11381	\$ 1,628.42	-2.57%	\$ 3,264.77	\$ 3,221.81	-1.32%	\$ 5,742.92	\$ 5,699.96	-0.75%
MGS-S Customer 11382	\$ 4,213.33	-3.38%	\$ 11,504.67	\$ 11,357.32	-1.28%	\$ 35,088.69	\$ 34,941.34	-0.42%
MGS-S Customer 11383	\$ 1,462.43	-2.76%	\$ 3,202.90	\$ 3,161.44	-1.29%	\$ 8,081.73	\$ 8,040.27	-0.51%
MGS-S Customer 11384	\$ 3,534.18	-3.29%	\$ 9,433.29	\$ 9,313.21	-1.27%	\$ 31,694.82	\$ 31,574.74	-0.38%
MGS-S Customer 11385	\$ 4,744.25	-3.44%	\$ 13,530.58	\$ 13,361.45	-1.25%	\$ 56,987.57	\$ 56,818.44	-0.30%
MGS-S Customer 11386	\$ 8,880.70	-3.65%	\$ 26,741.77	\$ 26,405.20	-1.26%	\$ 104,242.36	\$ 103,905.79	-0.32%
MGS-S Customer 11387	\$ 955.38	-1.62%	\$ 1,192.01	\$ 1,176.23	-1.32%	\$ 1,753.50	\$ 1,737.72	-0.90%
MGS-S Customer 11388	\$ 1,042.37	-1.82%	\$ 1,469.71	\$ 1,450.39	-1.31%	\$ 2,693.02	\$ 2,673.70	-0.72%
MGS-S Customer 11389	\$ 1,016.83	-1.77%	\$ 1,394.23	\$ 1,375.94	-1.31%	\$ 2,719.69	\$ 2,701.40	-0.67%
MGS-S Customer 11390	\$ 1,114.16	-2.11%	\$ 1,585.09	\$ 1,561.07	-1.52%	\$ 3,134.51	\$ 3,110.49	-0.77%
MGS-S Customer 11391	\$ 1,022.58	-1.78%	\$ 1,420.43	\$ 1,401.95	-1.30%	\$ 3,248.88	\$ 3,230.40	-0.57%
MGS-S Customer 11392	\$ 1,308.92	-2.25%	\$ 2,321.97	\$ 2,291.88	-1.30%	\$ 5,832.15	\$ 5,802.06	-0.52%
MGS-S Customer 11393	\$ 1,199.24	-2.10%	\$ 1,948.43	\$ 1,922.73	-1.32%	\$ 3,287.37	\$ 3,261.67	-0.78%
MGS-S Customer 11394	\$ 962.55	-1.64%	\$ 1,224.90	\$ 1,208.83	-1.31%	\$ 2,330.97	\$ 2,314.90	-0.69%
MGS-S Customer 11395	\$ 959.41	-1.63%	\$ 1,194.37	\$ 1,178.51	-1.33%	\$ 1,467.92	\$ 1,452.06	-1.08%
MGS-S Customer 11396	\$ 7,461.96	-3.75%	\$ 21,336.28	\$ 21,045.87	-1.36%	\$ 73,979.84	\$ 73,689.43	-0.39%
MGS-S Customer 11397	\$ 1,074.83	-1.88%	\$ 1,558.77	\$ 1,538.13	-1.32%	\$ 2,316.22	\$ 2,295.58	-0.89%

Customer	Distribution 8/25 Prices	Distribution % Difference	Delivery 1/25 Prices	Delivery 8/25 Prices	Delivery % Difference	Bundled 1/25 Prices	Bundled 8/25 Prices	Bundled % Difference
MGS-S Customer 11398	\$ 1,570.36	-2.53%	\$ 3,164.37	\$ 3,123.69	-1.29%	\$ 9,187.21	\$ 9,146.53	-0.44%
MGS-S Customer 11399	\$ 1,591.04	-2.55%	\$ 3,230.66	\$ 3,189.01	-1.29%	\$ 9,099.24	\$ 9,057.59	-0.46%
MGS-S Customer 11400	\$ 856.72	-1.35%	\$ 881.03	\$ 869.26	-1.34%	\$ 890.17	\$ 878.40	-1.32%
MGS-S Customer 11401	\$ 1,194.02	-2.08%	\$ 1,936.21	\$ 1,910.90	-1.31%	\$ 3,879.83	\$ 3,854.52	-0.65%
MGS-S Customer 11402	\$ 1,277.31	-2.21%	\$ 2,224.78	\$ 2,195.90	-1.30%	\$ 5,488.15	\$ 5,459.27	-0.53%
MGS-S Customer 11403	\$ 979.78	-1.68%	\$ 1,261.64	\$ 1,244.87	-1.33%	\$ 1,603.06	\$ 1,586.29	-1.05%
MGS-S Customer 11404	\$ 884.32	-1.44%	\$ 969.63	\$ 956.74	-1.33%	\$ 1,207.30	\$ 1,194.41	-1.07%
MGS-S Customer 11405	\$ 973.13	-1.67%	\$ 1,250.13	\$ 1,233.63	-1.32%	\$ 2,018.21	\$ 2,001.71	-0.82%
MGS-S Customer 11406	\$ 1,082.41	-1.89%	\$ 1,586.25	\$ 1,565.38	-1.32%	\$ 2,757.57	\$ 2,736.70	-0.76%
MGS-S Customer 11407	\$ 1,437.32	-2.39%	\$ 2,710.54	\$ 2,675.29	-1.30%	\$ 6,321.27	\$ 6,286.02	-0.56%
MGS-S Customer 11408	\$ 679.12	-1.44%	\$ 742.34	\$ 732.45	-1.33%	\$ 827.01	\$ 817.12	-1.20%
MGS-S Customer 11409	\$ 1,162.74	-2.04%	\$ 1,854.68	\$ 1,830.48	-1.30%	\$ 4,080.54	\$ 4,056.34	-0.59%
MGS-S Customer 11410	\$ 1,270.40	-2.19%	\$ 2,151.69	\$ 2,123.24	-1.32%	\$ 3,221.65	\$ 3,193.20	-0.88%
MGS-S Customer 11411	\$ 1,453.97	-2.42%	\$ 2,694.96	\$ 2,658.93	-1.34%	\$ 2,809.22	\$ 2,773.19	-1.28%
MGS-S Customer 11412	\$ 888.90	-1.45%	\$ 984.16	\$ 971.09	-1.33%	\$ 1,276.90	\$ 1,263.83	-1.02%
MGS-S Customer 11413	\$ 1,407.28	-2.37%	\$ 2,609.98	\$ 2,575.89	-1.31%	\$ 5,617.86	\$ 5,583.77	-0.61%
MGS-S Customer 11414	\$ 1,020.75	-1.77%	\$ 1,381.45	\$ 1,363.00	-1.34%	\$ 1,496.74	\$ 1,478.29	-1.23%
MGS-S Customer 11415	\$ 1,052.54	-1.84%	\$ 1,489.42	\$ 1,469.70	-1.32%	\$ 2,207.00	\$ 2,187.28	-0.89%
MGS-S Customer 11416	\$ 909.69	-1.51%	\$ 1,046.01	\$ 1,032.11	-1.33%	\$ 1,290.88	\$ 1,276.98	-1.08%
MGS-S Customer 11417	\$ 1,139.48	-1.99%	\$ 1,759.12	\$ 1,735.95	-1.32%	\$ 2,950.43	\$ 2,927.26	-0.79%
MGS-S Customer 11418	\$ 1,516.07	-2.80%	\$ 3,403.06	\$ 3,359.31	-1.29%	\$ 9,828.33	\$ 9,784.58	-0.45%
MGS-S Customer 11419	\$ 883.50	-1.43%	\$ 964.23	\$ 951.38	-1.33%	\$ 1,060.21	\$ 1,047.36	-1.21%
MGS-S Customer 11420	\$ 3,840.19	-3.33%	\$ 10,327.28	\$ 10,194.99	-1.28%	\$ 31,447.78	\$ 31,315.49	-0.42%
MGS-S Customer 11421	\$ 668.85	-1.40%	\$ 709.94	\$ 700.46	-1.34%	\$ 734.96	\$ 725.48	-1.29%
MGS-S Customer 11422	\$ 1,776.51	-2.96%	\$ 4,191.18	\$ 4,136.93	-1.29%	\$ 10,717.92	\$ 10,663.67	-0.51%
MGS-S Customer 11423	\$ 960.41	-1.66%	\$ 1,185.48	\$ 1,169.31	-1.36%	\$ 1,226.61	\$ 1,210.44	-1.32%
MGS-S Customer 11424	\$ 1,154.18	-2.02%	\$ 1,801.12	\$ 1,777.38	-1.32%	\$ 2,939.30	\$ 2,915.56	-0.81%
MGS-S Customer 11425	\$ 692.81	-1.48%	\$ 783.98	\$ 773.54	-1.33%	\$ 904.30	\$ 893.86	-1.15%
MGS-S Customer 11426	\$ 1,069.06	-1.86%	\$ 1,538.06	\$ 1,517.78	-1.32%	\$ 2,449.66	\$ 2,429.38	-0.83%
MGS-S Customer 11427	\$ 1,894.16	-2.77%	\$ 4,056.58	\$ 4,002.64	-1.33%	\$ 8,170.07	\$ 8,116.13	-0.66%
MGS-S Customer 11428	\$ 1,592.74	-2.55%	\$ 3,219.87	\$ 3,178.15	-1.30%	\$ 8,306.09	\$ 8,264.37	-0.50%
MGS-S Customer 11429	\$ 1,484.40	-2.44%	\$ 2,877.81	\$ 2,840.66	-1.29%	\$ 7,722.59	\$ 7,685.44	-0.48%
MGS-S Customer 11430	\$ 1,050.03	-2.28%	\$ 1,869.21	\$ 1,844.70	-1.31%	\$ 3,168.16	\$ 3,143.65	-0.77%
MGS-S Customer 11431	\$ 951.70	-2.15%	\$ 1,580.65	\$ 1,559.75	-1.32%	\$ 2,385.07	\$ 2,364.17	-0.88%
MGS-S Customer 11432	\$ 937.99	-1.57%	\$ 1,122.39	\$ 1,107.42	-1.33%	\$ 1,122.39	\$ 1,107.42	-1.33%
MGS-S Customer 11433	\$ 917.97	-1.53%	\$ 1,069.79	\$ 1,055.53	-1.33%	\$ 1,209.08	\$ 1,194.82	-1.18%
MGS-S Customer 11434	\$ 998.31	-1.73%	\$ 1,321.02	\$ 1,303.49	-1.33%	\$ 1,815.67	\$ 1,798.14	-0.97%
MGS-S Customer 11435	\$ 900.01	-1.48%	\$ 1,012.98	\$ 999.46	-1.33%	\$ 1,040.75	\$ 1,027.23	-1.30%
MGS-S Customer 11436	\$ 874.31	-1.41%	\$ 935.50	\$ 923.02	-1.33%	\$ 990.46	\$ 977.98	-1.26%
MGS-S Customer 11437	\$ 865.23	-1.38%	\$ 906.86	\$ 894.74	-1.34%	\$ 909.60	\$ 897.48	-1.33%

Customer	Distribution 8/25 Prices	Distribution % Difference	Delivery 1/25 Prices	Delivery 8/25 Prices	Delivery % Difference	Bundled 1/25 Prices	Bundled 8/25 Prices	Bundled % Difference
MGS-S Customer 11438	\$ 1,024.47	-1.78%	\$ 1,392.52	\$ 1,373.93	-1.33%	\$ 1,497.64	\$ 1,479.05	-1.24%
MGS-S Customer 11439	\$ 1,548.11	-2.51%	\$ 3,082.39	\$ 3,042.48	-1.29%	\$ 8,073.43	\$ 8,033.52	-0.49%
MGS-S Customer 11440	\$ 696.92	-1.50%	\$ 801.26	\$ 790.64	-1.33%	\$ 1,123.94	\$ 1,113.32	-0.94%
MGS-S Customer 11441	\$ 858.57	-1.36%	\$ 886.70	\$ 874.86	-1.34%	\$ 892.41	\$ 880.57	-1.33%
MGS-S Customer 11442	\$ 653.63	-1.34%	\$ 663.21	\$ 654.35	-1.34%	\$ 663.21	\$ 654.35	-1.34%
MGS-S Customer 11443	\$ 870.29	-1.40%	\$ 922.44	\$ 910.12	-1.34%	\$ 936.15	\$ 923.83	-1.32%
MGS-S Customer 11444	\$ 850.47	-1.34%	\$ 863.57	\$ 852.06	-1.33%	\$ 941.27	\$ 929.76	-1.22%
MGS-S Customer 11445	\$ 5,444.05	-3.50%	\$ 15,080.42	\$ 14,882.94	-1.31%	\$ 30,629.42	\$ 30,431.94	-0.64%

Total		11,445			11,445			
Number of customers with % of customers with impac (16.88% RY1, 8.91% RY2,		11,445			11,445			100%
		100%			100%			

MGS-S Customer 1

**Stipulation
Attachment 18
Docket No. 2022-00152**

Customer	Phase	Jul - Aug KW	Sept - Jun KW	Jan - Dec KWH	Jan - Dec KVAR	Distribution 7/22 Prices	Distribution 8/23 Prices	Distribution % Difference	Delivery 7/22 Prices	Delivery 8/23 Prices	Delivery % Difference
MGS-P Customer 1	3	50.96	463.44	-	-	\$ 4,088.24	\$ 4,226.22	3.38%	\$ 9,494.58	\$ 9,632.57	1.45%
MGS-P Customer 2	1	65.65	355.72	160,932.00	-	\$ 3,018.49	\$ 3,121.09	3.40%	\$ 7,418.12	\$ 7,520.72	1.38%
MGS-P Customer 3	1	100.64	473.22	238,598.00	-	\$ 3,653.39	\$ 3,778.39	3.42%	\$ 9,641.72	\$ 9,766.72	1.30%
MGS-P Customer 4	1	83.18	421.30	237,696.00	-	\$ 3,363.29	\$ 3,478.06	3.41%	\$ 8,622.59	\$ 8,737.36	1.33%
MGS-P Customer 5	1	99.34	519.23	203,870.00	-	\$ 3,830.30	\$ 3,961.52	3.43%	\$ 10,294.77	\$ 10,425.99	1.27%
MGS-P Customer 6	1	102.22	413.29	152,778.00	-	\$ 3,422.43	\$ 3,539.30	3.41%	\$ 8,812.94	\$ 8,929.81	1.33%
MGS-P Customer 7	1	84.25	364.01	184,650.00	-	\$ 3,140.39	\$ 3,247.32	3.40%	\$ 7,818.37	\$ 7,925.29	1.37%
MGS-P Customer 8	1	68.64	247.93	128,699.00	-	\$ 2,603.78	\$ 2,691.80	3.38%	\$ 5,907.77	\$ 5,995.78	1.49%
MGS-P Customer 9	3	75.36	364.57	155,132.00	-	\$ 3,811.37	\$ 3,939.66	3.37%	\$ 8,407.11	\$ 8,535.40	1.53%
MGS-P Customer 10	1	54.67	238.69	113,787.00	-	\$ 2,500.23	\$ 2,584.58	3.37%	\$ 5,562.96	\$ 5,647.31	1.52%
MGS-P Customer 11	1	78.27	264.77	99,481.00	-	\$ 2,716.84	\$ 2,808.85	3.39%	\$ 6,304.28	\$ 6,396.29	1.46%
MGS-P Customer 12	1	46.62	211.41	74,788.00	-	\$ 2,353.18	\$ 2,432.34	3.36%	\$ 5,051.61	\$ 5,130.77	1.57%
MGS-P Customer 13	1	48.19	331.22	174,837.00	-	\$ 2,837.52	\$ 2,933.73	3.39%	\$ 6,793.65	\$ 6,889.86	1.42%
MGS-P Customer 14	1	61.21	315.49	151,826.00	-	\$ 2,837.15	\$ 2,933.37	3.39%	\$ 6,768.94	\$ 6,865.16	1.42%
MGS-P Customer 15	3	49.61	199.52	77,133.00	-	\$ 3,031.39	\$ 3,132.19	3.33%	\$ 5,635.86	\$ 5,736.66	1.79%
MGS-P Customer 16	3	41.31	215.59	72,393.00	-	\$ 3,055.67	\$ 3,157.32	3.33%	\$ 5,742.66	\$ 5,844.30	1.77%
MGS-P Customer 17	1	55.61	145.10	115,076.00	-	\$ 2,132.23	\$ 2,203.64	3.35%	\$ 4,220.98	\$ 4,292.39	1.69%
MGS-P Customer 18	3	31.00	193.00	71,779.15	-	\$ 2,916.48	\$ 3,013.21	3.32%	\$ 5,257.80	\$ 5,354.53	1.84%
MGS-P Customer 19	1	51.83	202.77	90,205.00	-	\$ 2,343.69	\$ 2,422.53	3.36%	\$ 5,003.30	\$ 5,082.14	1.58%
MGS-P Customer 20	3	36.96	273.95	123,263.00	-	\$ 3,267.15	\$ 3,376.23	3.34%	\$ 6,512.63	\$ 6,621.70	1.67%
MGS-P Customer 21	1	60.15	258.67	128,385.00	-	\$ 2,605.94	\$ 2,694.02	3.38%	\$ 5,933.63	\$ 6,021.71	1.48%
MGS-P Customer 22	1	63.73	220.41	122,008.00	-	\$ 2,470.78	\$ 2,554.11	3.37%	\$ 5,435.13	\$ 5,518.46	1.53%
MGS-P Customer 23	1	41.50	103.92	30,300.00	-	\$ 1,900.89	\$ 1,964.14	3.33%	\$ 3,423.80	\$ 3,487.05	1.85%
MGS-P Customer 24	1	42.91	264.84	105,845.00	-	\$ 2,548.09	\$ 2,634.11	3.38%	\$ 5,763.49	\$ 5,849.51	1.49%
MGS-P Customer 25	3	38.70	200.84	85,117.00	-	\$ 2,984.49	\$ 3,083.63	3.32%	\$ 5,486.73	\$ 5,585.87	1.81%
MGS-P Customer 26	3	169.20	916.92	300,720.00	-	\$ 6,458.28	\$ 6,679.85	3.43%	\$ 17,819.27	\$ 18,040.84	1.24%
MGS-P Customer 27	3	42.46	160.54	89,551.00	-	\$ 2,842.07	\$ 2,936.20	3.31%	\$ 4,959.48	\$ 5,053.61	1.90%
MGS-P Customer 28	3	49.70	177.22	59,468.00	-	\$ 2,943.06	\$ 3,040.76	3.32%	\$ 5,317.29	\$ 5,414.99	1.84%
MGS-P Customer 29	1	143.92	641.28	374,029.00	-	\$ 4,529.15	\$ 4,685.04	3.44%	\$ 12,714.28	\$ 12,870.16	1.23%
MGS-P Customer 30	1	6.21	79.99	6,526.00	-	\$ 1,636.96	\$ 1,690.86	3.29%	\$ 2,541.75	\$ 2,595.65	2.12%
MGS-P Customer 31	1	79.81	280.14	87,143.00	-	\$ 2,785.37	\$ 2,879.80	3.39%	\$ 6,552.76	\$ 6,647.19	1.44%
MGS-P Customer 32	3	48.67	231.62	107,285.00	-	\$ 3,154.65	\$ 3,259.79	3.33%	\$ 6,081.19	\$ 6,186.33	1.73%
MGS-P Customer 33	1	79.99	357.39	95,303.00	-	\$ 3,093.68	\$ 3,198.96	3.40%	\$ 7,673.39	\$ 7,778.67	1.37%
MGS-P Customer 34	1	107.61	473.92	226,721.00	-	\$ 3,689.50	\$ 3,815.78	3.42%	\$ 9,760.57	\$ 9,886.85	1.29%
MGS-P Customer 35	3	87.45	369.21	170,755.00	-	\$ 3,887.63	\$ 4,018.62	3.37%	\$ 8,656.39	\$ 8,787.38	1.51%
MGS-P Customer 36	1	83.04	345.64	155,464.00	-	\$ 3,061.50	\$ 3,165.64	3.40%	\$ 7,538.94	\$ 7,643.09	1.38%
MGS-P Customer 37	1	-	137.60	67,700.00	-	\$ 1,836.57	\$ 1,897.47	3.32%	\$ 3,270.56	\$ 3,331.46	1.86%
MGS-P Customer 38	3	-	164.78	35,929.00	-	\$ 2,655.98	\$ 2,743.49	3.29%	\$ 4,381.35	\$ 4,468.86	2.00%
MGS-P Customer 39	1	46.81	277.37	143,243.00	-	\$ 2,616.60	\$ 2,705.03	3.38%	\$ 5,997.95	\$ 6,086.38	1.47%
MGS-P Customer 40	1	36.20	216.28	115,619.00	-	\$ 2,322.75	\$ 2,400.82	3.36%	\$ 4,955.50	\$ 5,033.58	1.58%
MGS-P Customer 41	3	-	-	1,025,162.40	-	\$ 2,000.16	\$ 2,064.60	3.22%	\$ 1,815.63	\$ 1,880.07	3.55%
MGS-P Customer 42	3	79.25	327.00	143,913.00	-	\$ 3,680.44	\$ 3,804.13	3.36%	\$ 7,924.22	\$ 8,047.91	1.56%
MGS-P Customer 43	1	191.00	889.76	471,955.00	-	\$ 5,743.14	\$ 5,941.82	3.46%	\$ 17,016.98	\$ 17,215.66	1.17%
MGS-P Customer 44	1	76.20	362.11	110,287.00	-	\$ 3,109.35	\$ 3,199.64	3.40%	\$ 7,681.14	\$ 7,786.43	1.37%

Customer	Phase	Jul - Aug KW	Sept - Jun KW	Jan - Dec KWH	Jan - Dec KVAR	Distribution 7/22 Prices	Distribution 8/23 Prices	Distribution % Difference	Delivery 7/22 Prices	Delivery 8/23 Prices	Delivery % Difference
MGS-P Customer 45	1	47.42	182.94	67,419.00	-	\$ 2,243.69	\$ 2,319.00	3.36%	\$ 4,652.64	\$ 4,727.95	1.62%
MGS-P Customer 46	1	34.76	123.94	89,604.00	-	\$ 1,948.35	\$ 2,013.25	3.33%	\$ 3,600.16	\$ 3,665.06	1.80%
MGS-P Customer 47	3	9.00	35.82	27,900.00	-	\$ 2,185.74	\$ 2,256.73	3.25%	\$ 2,651.78	\$ 2,722.76	2.68%
MGS-P Customer 48	1	51.21	263.88	143,065.00	-	\$ 2,583.95	\$ 2,671.24	3.38%	\$ 5,869.79	\$ 5,957.08	1.49%
MGS-P Customer 49	1	55.78	269.58	112,638.00	-	\$ 2,628.48	\$ 2,717.34	3.38%	\$ 6,027.74	\$ 6,116.60	1.47%
MGS-P Customer 50	1	45.67	207.17	87,799.00	-	\$ 2,331.76	\$ 2,410.17	3.36%	\$ 4,973.30	\$ 5,051.71	1.58%
MGS-P Customer 51	3	647.10	1,410.00	232,500.00	1,221.90	\$ 11,829.25	\$ 12,225.53	3.35%	\$ 33,407.52	\$ 33,803.80	1.19%
MGS-P Customer 52	3	67.54	292.58	82,039.00	-	\$ 3,487.47	\$ 3,604.35	3.35%	\$ 7,257.56	\$ 7,374.45	1.61%
MGS-P Customer 53	1	38.15	199.37	90,442.00	-	\$ 2,264.77	\$ 2,340.81	3.36%	\$ 4,744.83	\$ 4,820.86	1.60%
MGS-P Customer 54	1	129.35	616.56	323,745.00	-	\$ 4,361.12	\$ 4,511.07	3.44%	\$ 12,142.36	\$ 12,292.31	1.23%
MGS-P Customer 55	3	134.78	664.86	492,690.00	-	\$ 5,290.55	\$ 5,470.98	3.41%	\$ 13,606.08	\$ 13,786.52	1.33%
MGS-P Customer 56	3	1.20	399.90	78,000.00	72.30	\$ 3,664.01	\$ 3,786.09	3.33%	\$ 7,865.54	\$ 7,987.61	1.55%
MGS-P Customer 57	3	273.11	1,042.16	459,801.00	-	\$ 7,453.42	\$ 7,710.19	3.44%	\$ 21,194.15	\$ 21,450.92	1.21%
MGS-P Customer 58	3	104.94	703.80	358,200.00	-	\$ 5,302.90	\$ 5,483.71	3.41%	\$ 13,738.28	\$ 13,919.09	1.32%
MGS-P Customer 59	1	6.99	140.32	48,758.00	-	\$ 1,880.81	\$ 1,943.28	3.32%	\$ 3,420.26	\$ 3,482.73	1.83%
MGS-P Customer 60	1	-	111.00	71,168.00	-	\$ 1,730.70	\$ 1,787.88	3.30%	\$ 2,884.50	\$ 2,941.68	1.98%
MGS-P Customer 61	3	88.46	362.90	175,064.00	-	\$ 3,867.34	\$ 3,997.63	3.37%	\$ 8,579.62	\$ 8,709.91	1.52%
MGS-P Customer 62	3	93.31	372.75	167,763.00	-	\$ 3,929.73	\$ 4,062.21	3.37%	\$ 8,797.82	\$ 8,930.31	1.51%
MGS-P Customer 63	3	87.47	376.79	202,938.00	-	\$ 3,917.89	\$ 4,049.95	3.37%	\$ 8,760.73	\$ 8,892.80	1.51%
MGS-P Customer 64	1	85.40	361.83	218,331.00	-	\$ 3,137.22	\$ 3,244.03	3.40%	\$ 7,798.30	\$ 7,905.12	1.37%
MGS-P Customer 65	3	398.70	2,170.80	328,500.00	1,809.45	\$ 14,210.42	\$ 14,682.74	3.32%	\$ 41,156.74	\$ 41,629.06	1.15%
MGS-P Customer 66	3	313.80	1,732.20	810,600.00	-	\$ 10,394.28	\$ 10,754.57	3.47%	\$ 31,751.83	\$ 32,112.13	1.13%
MGS-P Customer 67	1	906.30	1,245.60	528,300.00	-	\$ 10,578.52	\$ 10,948.62	3.50%	\$ 33,099.90	\$ 33,469.99	1.12%
MGS-P Customer 68	3	64.81	328.65	229,783.00	-	\$ 3,617.98	\$ 3,739.45	3.36%	\$ 7,711.88	\$ 7,833.35	1.58%
MGS-P Customer 69	1	-	97.04	79,924.00	-	\$ 1,675.14	\$ 1,730.36	3.30%	\$ 2,680.64	\$ 2,735.87	2.06%
MGS-P Customer 70	3	-	89.95	18,550.00	-	\$ 2,358.16	\$ 2,435.19	3.27%	\$ 3,300.20	\$ 3,377.23	2.33%
MGS-P Customer 71	3	-	-	-	1.20	\$ 2,001.26	\$ 2,065.73	3.22%	\$ 2,001.26	\$ 2,065.73	3.22%
MGS-P Customer 72	3	58.46	118.49	42,507.00	-	\$ 2,751.19	\$ 2,842.16	3.31%	\$ 4,603.28	\$ 4,694.25	1.98%
MGS-P Customer 73	1	-	28.00	2,759.00	-	\$ 1,400.36	\$ 1,445.92	3.25%	\$ 1,694.14	\$ 1,739.70	2.69%
MGS-P Customer 74	1	-	93.00	30,600.00	-	\$ 1,659.06	\$ 1,713.72	3.29%	\$ 2,630.98	\$ 2,685.64	2.08%
MGS-P Customer 75	1	-	72.35	9,543.00	-	\$ 1,576.87	\$ 1,628.64	3.28%	\$ 2,335.55	\$ 2,387.32	2.22%
MGS-P Customer 76	1	-	28.73	2,133.00	-	\$ 1,403.27	\$ 1,448.93	3.25%	\$ 1,704.83	\$ 1,750.50	2.68%
MGS-P Customer 77	3	612.24	2,952.00	656,640.00	1,261.08	\$ 17,835.82	\$ 18,442.84	3.40%	\$ 55,177.79	\$ 55,784.81	1.10%
MGS-P Customer 78	3	117.60	568.80	2,400.00	12,609.60	\$ 16,426.94	\$ 16,843.20	2.53%	\$ 23,640.58	\$ 24,056.83	1.76%
MGS-P Customer 79	3	104.40	1,611.00	408,600.00	67.50	\$ 8,973.07	\$ 9,282.15	3.44%	\$ 26,928.38	\$ 27,237.46	1.15%
MGS-P Customer 80	3	31.20	730.80	120,000.00	-	\$ 5,057.88	\$ 5,229.94	3.40%	\$ 13,044.90	\$ 13,216.96	1.32%
MGS-P Customer 81	3	105.60	249.72	24,960.00	-	\$ 3,498.81	\$ 3,616.17	3.35%	\$ 7,228.73	\$ 7,346.09	1.62%
MGS-P Customer 82	3	602.40	2,540.70	1,059,600.00	114.45	\$ 15,096.91	\$ 15,621.75	3.48%	\$ 47,940.17	\$ 48,465.00	1.09%
MGS-P Customer 83	3	58.80	283.20	101,400.00	3.00	\$ 3,411.12	\$ 3,525.26	3.35%	\$ 6,987.29	\$ 7,101.43	1.63%
MGS-P Customer 84	3	547.20	1,677.60	1,209,600.00	435.60	\$ 11,693.38	\$ 12,094.42	3.43%	\$ 34,858.30	\$ 35,259.34	1.15%
MGS-P Customer 85	3	376.20	2,262.60	838,800.00	132.00	\$ 12,924.98	\$ 13,372.78	3.46%	\$ 40,507.79	\$ 40,955.59	1.11%
MGS-P Customer 86	3	280.80	1,155.60	741,600.00	459.00	\$ 8,363.95	\$ 8,647.09	3.39%	\$ 23,327.03	\$ 23,610.17	1.21%
MGS-P Customer 87	3	-	460.16	3,590.40	-	\$ 3,831.60	\$ 3,960.46	3.36%	\$ 8,667.23	\$ 8,796.09	1.49%
MGS-P Customer 88	3	-	763.92	106,380.00	165.06	\$ 5,192.42	\$ 5,367.11	3.36%	\$ 13,202.07	\$ 13,376.76	1.32%
MGS-P Customer 89	3	178.20	3,038.40	716,400.00	-	\$ 14,944.79	\$ 15,464.90	3.48%	\$ 48,622.30	\$ 49,142.41	1.07%
MGS-P Customer 90	3	52.28	288.44	107,880.00	-	\$ 3,398.05	\$ 3,511.76	3.35%	\$ 6,959.60	\$ 7,073.31	1.63%
MGS-P Customer 91	3	82.08	331.55	126,448.00	-	\$ 3,712.07	\$ 3,836.88	3.36%	\$ 8,036.56	\$ 8,161.37	1.55%
MGS-P Customer 92	1	143.52	129.48	110,880.00	-	\$ 2,499.28	\$ 2,574.44	3.38%	\$ 5,339.55	\$ 5,423.71	1.58%

Customer	Phase	Jul - Aug KW	Sept - Jun KW	Jan - Dec KWH	Jan - Dec KVAR	Distribution 7/22 Prices	Distribution 8/23 Prices	Distribution % Difference	Delivery 7/22 Prices	Delivery 8/23 Prices	Delivery % Difference
MGS-P Customer 93	3	76.80	241.38	16,560.00	-	\$ 3,327.96	\$ 3,439.25	3.34%	\$ 6,669.05	\$ 6,780.34	1.67%
MGS-P Customer 94	3	209.80	1,131.60	337,620.00	-	\$ 7,506.77	\$ 7,765.30	3.44%	\$ 21,544.11	\$ 21,802.64	1.20%
MGS-P Customer 95	3	239.36	1,324.48	250,022.40	1,275.20	\$ 9,588.92	\$ 9,904.98	3.30%	\$ 25,979.87	\$ 26,295.93	1.22%
MGS-P Customer 96	3	264.96	1,216.96	392,169.60	-	\$ 8,110.17	\$ 8,390.03	3.45%	\$ 23,614.56	\$ 23,894.42	1.19%
MGS-P Customer 97	3	669.60	2,379.00	1,489,800.00	551.70	\$ 15,176.83	\$ 15,699.20	3.44%	\$ 46,949.45	\$ 47,471.82	1.11%
MGS-P Customer 98	3	36.06	246.10	113,709.60	44.16	\$ 3,192.63	\$ 3,298.54	3.32%	\$ 6,137.67	\$ 6,243.57	1.73%
MGS-P Customer 99	3	434.40	1,939.20	1,090,800.00	45.90	\$ 11,836.84	\$ 12,247.53	3.47%	\$ 36,587.03	\$ 36,997.72	1.12%
MGS-P Customer 100	3	166.80	938.88	438,240.00	632.52	\$ 7,116.12	\$ 7,353.01	3.33%	\$ 18,657.94	\$ 18,894.83	1.27%
MGS-P Customer 101	1	189.00	968.40	334,200.00	-	\$ 6,046.57	\$ 6,255.92	3.46%	\$ 18,150.69	\$ 18,360.04	1.15%
MGS-P Customer 102	3	70.36	276.21	112,929.00	-	\$ 3,435.80	\$ 3,550.87	3.35%	\$ 7,057.92	\$ 7,172.99	1.63%
MGS-P Customer 103	1	112.30	414.00	194,600.00	-	\$ 3,473.43	\$ 3,592.13	3.42%	\$ 8,969.82	\$ 9,088.51	1.32%
MGS-P Customer 104	3	227.10	1,343.40	254,100.00	1,592.55	\$ 9,897.58	\$ 10,220.55	3.26%	\$ 26,357.79	\$ 26,680.77	1.23%
MGS-P Customer 105	1	43.68	246.78	153,938.40	-	\$ 2,479.89	\$ 2,563.51	3.37%	\$ 5,504.92	\$ 5,588.54	1.52%
MGS-P Customer 106	3	361.26	1,480.32	775,440.00	-	\$ 9,618.66	\$ 9,951.76	3.46%	\$ 28,834.08	\$ 29,167.18	1.16%
MGS-P Customer 107	3	268.56	1,058.58	446,220.00	1.98	\$ 7,498.85	\$ 7,757.18	3.44%	\$ 21,366.77	\$ 21,625.10	1.21%
MGS-P Customer 108	1	431.40	578.10	224,100.00	-	\$ 5,651.85	\$ 5,847.76	3.47%	\$ 16,221.36	\$ 16,417.27	1.21%
MGS-P Customer 109	3	612.00	3,309.60	888,000.00	798.60	\$ 18,832.44	\$ 19,480.24	3.44%	\$ 59,888.62	\$ 60,536.41	1.08%
MGS-P Customer 110	1	-	18.00	138,600.00	-	\$ 1,360.56	\$ 1,404.72	3.25%	\$ 1,524.79	\$ 1,568.95	2.90%
MGS-P Customer 111	3	152.58	729.96	378,120.00	-	\$ 5,634.73	\$ 5,827.31	3.42%	\$ 14,842.17	\$ 15,034.74	1.30%
MGS-P Customer 112	3	201.06	645.18	272,700.00	-	\$ 5,529.04	\$ 5,717.99	3.42%	\$ 14,373.94	\$ 14,562.89	1.31%
MGS-P Customer 113	3	389.70	1,566.90	943,200.00	-	\$ 10,099.19	\$ 10,449.24	3.47%	\$ 30,493.28	\$ 30,843.33	1.15%
MGS-P Customer 114	1	72.00	353.28	212,760.00	-	\$ 3,039.13	\$ 3,142.47	3.40%	\$ 7,470.53	\$ 7,573.87	1.38%
MGS-P Customer 115	3	408.84	1,702.92	659,040.00	410.28	\$ 11,109.49	\$ 11,490.05	3.43%	\$ 33,185.46	\$ 33,566.02	1.15%
MGS-P Customer 116	3	109.40	927.60	295,600.00	-	\$ 6,214.94	\$ 6,427.84	3.43%	\$ 17,060.60	\$ 17,273.50	1.25%
MGS-P Customer 117	3	204.00	1,344.00	663,600.00	-	\$ 8,324.40	\$ 8,611.68	3.45%	\$ 24,474.43	\$ 24,761.71	1.17%
MGS-P Customer 118	1	79.92	99.12	42,100.80	-	\$ 2,065.44	\$ 2,134.54	3.35%	\$ 3,939.57	\$ 4,008.67	1.75%
MGS-P Customer 119	1	53.46	274.50	186,660.00	-	\$ 2,636.97	\$ 2,726.13	3.38%	\$ 6,050.23	\$ 6,139.39	1.47%
MGS-P Customer 120	3	360.30	1,422.90	542,100.00	-	\$ 9,385.54	\$ 9,710.43	3.46%	\$ 28,029.39	\$ 28,354.29	1.16%
MGS-P Customer 121	3	656.70	3,138.90	1,127,700.00	3,514.50	\$ 20,865.35	\$ 21,551.16	3.29%	\$ 60,554.12	\$ 61,239.93	1.13%
MGS-P Customer 122	3	288.20	231.20	84,600.00	-	\$ 4,297.93	\$ 4,443.73	3.39%	\$ 9,741.60	\$ 9,887.40	1.50%
MGS-P Customer 123	3	326.28	1,719.00	311,520.00	1,063.08	\$ 11,379.43	\$ 11,761.26	3.36%	\$ 32,819.25	\$ 33,201.08	1.16%
MGS-P Customer 124	3	239.80	1,282.00	401,200.00	0.30	\$ 8,249.04	\$ 8,533.73	3.45%	\$ 24,170.94	\$ 24,455.63	1.18%
MGS-P Customer 125	3	29.60	166.80	80,400.00	-	\$ 2,805.51	\$ 2,898.34	3.31%	\$ 4,855.20	\$ 4,948.03	1.91%
MGS-P Customer 126	3	131.30	605.30	324,200.00	-	\$ 5,036.87	\$ 5,208.37	3.40%	\$ 12,720.18	\$ 12,891.68	1.35%
MGS-P Customer 127	3	341.40	1,829.70	871,800.00	-	\$ 10,914.26	\$ 11,292.89	3.47%	\$ 33,575.60	\$ 33,954.23	1.13%
MGS-P Customer 128	3	411.66	1,635.48	952,740.00	-	\$ 10,477.11	\$ 10,840.49	3.47%	\$ 31,821.05	\$ 32,184.44	1.14%
MGS-P Customer 129	1	345.00	549.60	261,900.00	-	\$ 5,125.43	\$ 5,302.66	3.46%	\$ 14,480.53	\$ 14,657.77	1.22%
MGS-P Customer 130	1	114.90	840.90	369,000.00	-	\$ 5,184.92	\$ 5,363.82	3.45%	\$ 15,163.96	\$ 15,342.86	1.18%
MGS-P Customer 131	1	55.20	241.44	157,080.00	-	\$ 2,513.71	\$ 2,598.53	3.37%	\$ 5,603.12	\$ 5,687.94	1.51%
MGS-P Customer 132	3	73.32	336.96	201,480.00	-	\$ 3,691.73	\$ 3,815.81	3.36%	\$ 7,967.51	\$ 8,091.59	1.56%
MGS-P Customer 133	3	67.20	534.45	241,850.00	-	\$ 4,448.49	\$ 4,599.17	3.39%	\$ 10,728.30	\$ 10,878.98	1.40%
MGS-P Customer 134	3	252.00	1,224.00	241,800.00	570.00	\$ 8,600.64	\$ 8,890.68	3.37%	\$ 24,069.88	\$ 24,359.92	1.20%
MGS-P Customer 135	3	30.00	439.90	161,050.58	663.90	\$ 4,505.15	\$ 4,649.55	3.21%	\$ 9,414.81	\$ 9,559.21	1.53%
MGS-P Customer 136	3	109.80	472.50	241,200.00	308.25	\$ 4,689.14	\$ 4,844.57	3.31%	\$ 10,765.70	\$ 10,921.12	1.44%
MGS-P Customer 137	3	643.20	2,682.00	1,014,000.00	617.40	\$ 16,317.02	\$ 16,878.64	3.44%	\$ 51,082.36	\$ 51,643.97	1.10%
MGS-P Customer 138	3	154.80	865.80	367,200.00	-	\$ 6,185.99	\$ 6,397.96	3.43%	\$ 16,846.40	\$ 17,058.37	1.26%
MGS-P Customer 139	3	478.80	1,537.20	843,300.00	833.40	\$ 11,173.61	\$ 11,551.32	3.38%	\$ 32,209.97	\$ 32,587.69	1.17%
MGS-P Customer 140	3	115.26	442.98	120,240.00	207.96	\$ 4,505.49	\$ 4,655.70	3.33%	\$ 10,350.95	\$ 10,501.16	1.45%

Customer	Phase	Jul - Aug KW	Sept - Jun KW	Jan - Dec KWH	Jan - Dec KVAR	Distribution 7/22 Prices	Distribution 8/23 Prices	Distribution % Difference	Delivery 7/22 Prices	Delivery 8/23 Prices	Delivery % Difference
MGS-P Customer 141	3	419.00	2,106.80	883,800.00	-	\$ 12,388.04	\$ 12,818.67	3.48%	\$ 38,775.12	\$ 39,205.74	1.11%
MGS-P Customer 142	3	490.80	1,884.00	1,540,425.60	749.40	\$ 12,533.95	\$ 12,960.58	3.40%	\$ 37,215.82	\$ 37,642.45	1.15%
MGS-P Customer 143	3	50.40	598.50	140,433.65	7,242.15	\$ 11,285.88	\$ 11,587.52	2.67%	\$ 18,080.54	\$ 18,382.18	1.67%
MGS-P Customer 144	3	53.52	395.28	159,960.00	-	\$ 3,829.20	\$ 3,958.08	3.37%	\$ 8,517.30	\$ 8,646.17	1.51%
MGS-P Customer 145	1	142.92	808.32	297,240.00	-	\$ 5,189.19	\$ 5,368.29	3.45%	\$ 15,133.22	\$ 15,312.32	1.18%
MGS-P Customer 146	3	144.48	911.52	147,720.00	-	\$ 6,318.62	\$ 6,535.24	3.43%	\$ 17,390.59	\$ 17,607.21	1.25%
MGS-P Customer 147	3	234.30	1,574.70	582,600.00	-	\$ 9,387.42	\$ 9,712.15	3.46%	\$ 28,295.14	\$ 28,619.87	1.15%
MGS-P Customer 148	1	-	7.92	1,800.00	-	\$ 1,320.44	\$ 1,363.19	3.24%	\$ 1,403.36	\$ 1,446.11	3.05%
MGS-P Customer 149	3	228.30	768.90	219,000.00	-	\$ 6,151.66	\$ 6,362.55	3.43%	\$ 16,592.81	\$ 16,803.71	1.27%
MGS-P Customer 150	3	93.60	511.20	199,260.00	130.50	\$ 4,602.20	\$ 4,756.73	3.36%	\$ 10,922.79	\$ 11,077.32	1.41%
MGS-P Customer 151	1	94.80	517.50	261,300.00	-	\$ 3,801.71	\$ 3,931.92	3.43%	\$ 10,189.95	\$ 10,320.16	1.28%
MGS-P Customer 152	3	164.50	1,111.95	371,000.00	-	\$ 7,212.03	\$ 7,460.11	3.44%	\$ 20,560.74	\$ 20,808.82	1.21%
MGS-P Customer 153	1	54.90	305.52	194,392.80	-	\$ 2,767.31	\$ 2,861.06	3.39%	\$ 6,520.34	\$ 6,614.08	1.44%
MGS-P Customer 154	1	76.20	262.20	31,500.00	-	\$ 2,696.71	\$ 2,788.01	3.39%	\$ 6,247.63	\$ 6,338.93	1.46%
MGS-P Customer 155	3	420.00	1,096.50	547,200.00	-	\$ 8,371.83	\$ 8,661.18	3.46%	\$ 24,211.75	\$ 24,501.10	1.20%
MGS-P Customer 156	1	43.38	198.96	137,100.00	-	\$ 2,288.14	\$ 2,365.01	3.36%	\$ 4,810.45	\$ 4,887.32	1.60%
MGS-P Customer 157	3	127.20	1,153.20	312,600.00	-	\$ 7,197.91	\$ 7,445.42	3.44%	\$ 20,598.65	\$ 20,846.16	1.20%
MGS-P Customer 158	3	40.00	384.00	159,719.00	-	\$ 3,719.68	\$ 3,844.68	3.36%	\$ 8,147.17	\$ 8,272.17	1.53%
MGS-P Customer 159	1	32.52	229.44	22,920.00	-	\$ 2,357.54	\$ 2,436.83	3.36%	\$ 5,106.61	\$ 5,185.90	1.55%
MGS-P Customer 160	3	689.40	2,854.20	1,646,400.00	-	\$ 16,655.21	\$ 17,236.43	3.49%	\$ 53,602.09	\$ 54,183.32	1.08%
MGS-P Customer 161	1	205.44	457.92	168,360.00	-	\$ 4,093.44	\$ 4,234.12	3.44%	\$ 11,035.05	\$ 11,175.73	1.27%
MGS-P Customer 162	3	-	387.00	23,500.17	54,430.50	\$ 53,616.48	\$ 54,823.71	2.25%	\$ 57,679.62	\$ 58,886.85	2.09%
MGS-P Customer 163	3	100.50	599.00	411,277.75	-	\$ 4,864.57	\$ 5,029.96	3.40%	\$ 12,142.29	\$ 12,307.67	1.36%
MGS-P Customer 164	3	584.10	2,564.70	921,900.00	752.40	\$ 15,691.87	\$ 16,229.72	3.43%	\$ 48,619.82	\$ 49,157.66	1.11%
MGS-P Customer 165	3	238.50	651.42	227,700.00	28.80	\$ 5,759.34	\$ 5,956.10	3.42%	\$ 15,071.41	\$ 15,268.17	1.31%
MGS-P Customer 166	3	98.24	370.64	141,902.40	-	\$ 3,944.89	\$ 4,077.92	3.37%	\$ 8,847.28	\$ 8,980.31	1.50%
MGS-P Customer 167	3	27.40	109.20	11,717.14	33.90	\$ 2,596.94	\$ 2,682.00	3.28%	\$ 4,030.49	\$ 4,115.56	2.11%
MGS-P Customer 168	3	161.90	847.60	368,700.00	-	\$ 6,147.49	\$ 6,358.12	3.43%	\$ 16,690.97	\$ 16,901.60	1.26%
MGS-P Customer 169	3	61.80	252.00	8,400.00	120.90	\$ 3,409.75	\$ 3,522.40	3.30%	\$ 6,706.28	\$ 6,818.92	1.68%
MGS-P Customer 170	3	270.36	1,122.60	471,729.60	-	\$ 7,760.43	\$ 8,027.99	3.45%	\$ 22,315.53	\$ 22,583.09	1.20%
MGS-P Customer 171	1	102.48	164.40	84,240.00	-	\$ 2,433.09	\$ 2,515.16	3.37%	\$ 5,222.83	\$ 5,304.91	1.57%
MGS-P Customer 172	3	173.10	1,015.60	516,100.00	10.35	\$ 6,879.19	\$ 7,115.45	3.43%	\$ 19,279.53	\$ 19,515.79	1.23%
MGS-P Customer 173	3	126.30	643.56	190,678.80	-	\$ 5,165.24	\$ 5,341.25	3.41%	\$ 13,222.15	\$ 13,398.16	1.33%
MGS-P Customer 174	3	754.20	2,797.50	1,834,800.00	56.55	\$ 16,791.31	\$ 17,376.75	3.49%	\$ 53,789.42	\$ 54,374.85	1.09%
MGS-P Customer 175	3	72.00	386.40	7,200.00	1,239.60	\$ 5,022.62	\$ 5,178.19	3.10%	\$ 9,839.11	\$ 9,994.68	1.58%
MGS-P Customer 176	3	386.64	2,483.82	993,600.00	-	\$ 13,733.90	\$ 14,211.81	3.48%	\$ 43,723.59	\$ 44,201.49	1.09%
MGS-P Customer 177	3	175.20	898.20	172,800.00	-	\$ 6,412.45	\$ 6,632.42	3.43%	\$ 17,662.78	\$ 17,882.75	1.25%
MGS-P Customer 178	3	380.88	2,057.04	128,880.00	1,488.96	\$ 13,377.63	\$ 13,824.58	3.34%	\$ 38,976.97	\$ 39,423.92	1.15%
MGS-P Customer 179	1	110.40	581.16	97,080.00	-	\$ 4,129.65	\$ 4,271.42	3.43%	\$ 11,380.47	\$ 11,522.24	1.25%
MGS-P Customer 180	3	120.60	498.48	299,880.00	6.78	\$ 4,566.82	\$ 4,721.68	3.39%	\$ 11,019.37	\$ 11,174.23	1.41%
MGS-P Customer 181	3	789.60	2,746.80	1,615,200.00	609.00	\$ 17,266.99	\$ 17,862.40	3.45%	\$ 54,143.82	\$ 54,739.22	1.10%
MGS-P Customer 182	3	57.76	412.24	202,531.20	-	\$ 3,916.97	\$ 4,048.94	3.37%	\$ 8,820.21	\$ 8,952.19	1.50%
MGS-P Customer 183	1	20.40	203.40	81,840.00	-	\$ 2,195.96	\$ 2,269.55	3.35%	\$ 4,533.37	\$ 4,606.95	1.62%
MGS-P Customer 184	3	93.45	552.30	290,150.00	-	\$ 4,645.01	\$ 4,802.65	3.39%	\$ 11,379.61	\$ 11,537.26	1.39%
MGS-P Customer 185	3	108.50	493.50	37,522.36	4,671.36	\$ 8,780.57	\$ 9,025.97	2.79%	\$ 15,100.84	\$ 15,346.24	1.63%
MGS-P Customer 186	1	28.80	271.50	13,332.00	-	\$ 2,507.15	\$ 2,591.70	3.37%	\$ 5,660.91	\$ 5,745.45	1.49%
MGS-P Customer 187	1	96.84	511.08	243,120.00	-	\$ 3,785.91	\$ 3,915.57	3.42%	\$ 10,131.39	\$ 10,261.05	1.28%
MGS-P Customer 188	3	340.20	358.68	197,400.00	-	\$ 5,053.86	\$ 5,226.35	3.41%	\$ 12,363.56	\$ 12,536.05	1.40%

Customer	Phase	Jul - Aug KW	Sept - Jun KW	Jan - Dec KWH	Jan - Dec KVAR	Distribution 7/22 Prices	Distribution 8/23 Prices	Distribution % Difference	Delivery 7/22 Prices	Delivery 8/23 Prices	Delivery % Difference
MGS-P Customer 189	3	171.00	1,302.30	475,920.00	294.48	\$ 8,271.62	\$ 8,553.34	3.41%	\$ 23,670.33	\$ 23,952.05	1.19%
MGS-P Customer 190	3	70.20	549.60	193,200.00	53.10	\$ 4,571.98	\$ 4,726.36	3.38%	\$ 11,051.30	\$ 11,205.68	1.40%
MGS-P Customer 191	3	234.60	1,172.40	691,800.00	106.50	\$ 7,885.68	\$ 8,156.27	3.43%	\$ 22,548.73	\$ 22,819.31	1.20%
MGS-P Customer 192	1	197.16	966.72	784,560.00	-	\$ 6,078.89	\$ 6,289.39	3.46%	\$ 18,170.05	\$ 18,380.55	1.16%
MGS-P Customer 193	3	177.10	912.00	309,978.00	-	\$ 6,476.46	\$ 6,698.69	3.43%	\$ 17,867.10	\$ 18,089.33	1.24%
MGS-P Customer 194	3	115.28	514.72	166,994.40	-	\$ 4,599.78	\$ 4,755.88	3.39%	\$ 11,191.03	\$ 11,347.12	1.39%
MGS-P Customer 195	3	57.28	305.16	80,580.00	-	\$ 3,488.50	\$ 3,605.40	3.35%	\$ 7,283.24	\$ 7,400.14	1.61%
MGS-P Customer 196	3	252.00	3,211.50	905,400.00	-	\$ 15,986.49	\$ 16,543.38	3.48%	\$ 52,224.90	\$ 52,781.79	1.07%
MGS-P Customer 197	3	493.50	2,348.10	873,300.00	-	\$ 13,704.53	\$ 14,181.60	3.48%	\$ 43,412.55	\$ 43,889.62	1.10%
MGS-P Customer 198	1	44.88	70.44	15,480.00	-	\$ 1,783.80	\$ 1,842.93	3.31%	\$ 2,993.02	\$ 3,052.16	1.98%
MGS-P Customer 199	3	763.80	2,611.80	398,400.00	807.00	\$ 16,788.53	\$ 17,364.61	3.43%	\$ 52,194.37	\$ 52,770.45	1.10%

Total								199			199
Number of customers with impacts at or below approximate % change in revenue requirement								199			199
% of customers with impacts at or below approximate % change in revenue requirement (16.88% RY1, 8.91% RY2, 7.58% RY3 for Base D; 7.14% RY1, 4.11% RY2, 3.66% RY3 for Delivery)								100%			100%

**Stipulation
Attachment 18
Docket No. 2022-00152**

Customer	Bundled 7/22 Prices	Bundled 8/23 Prices	Bundled % Difference	Distribution 8/23 Prices	Distribution 1/24 Prices	Distribution % Difference	Delivery 8/23 Prices	Delivery 1/24 Prices	Delivery % Difference	Bundled 8/23 Prices	Bundled 1/24 Prices
MGS-P Customer 1	\$ 9,494.58	\$ 9,632.57	1.45%	\$ 4,226.22	\$ 4,447.93	5.25%	\$ 9,632.57	\$ 9,854.28	2.30%	\$ 9,632.57	\$ 9,854.28
MGS-P Customer 2	\$ 25,806.80	\$ 25,909.40	0.40%	\$ 3,121.09	\$ 3,268.82	4.73%	\$ 7,520.72	\$ 7,668.45	1.96%	\$ 25,909.40	\$ 26,057.13
MGS-P Customer 3	\$ 36,904.80	\$ 37,029.80	0.34%	\$ 3,778.39	\$ 3,934.09	4.12%	\$ 9,766.72	\$ 9,922.41	1.59%	\$ 37,029.80	\$ 37,185.49
MGS-P Customer 4	\$ 35,782.61	\$ 35,897.38	0.32%	\$ 3,478.06	\$ 3,630.11	4.37%	\$ 8,737.36	\$ 8,889.41	1.74%	\$ 35,897.38	\$ 36,049.43
MGS-P Customer 5	\$ 33,589.71	\$ 33,720.92	0.39%	\$ 3,961.52	\$ 4,119.44	3.99%	\$ 10,425.99	\$ 10,583.92	1.51%	\$ 33,720.92	\$ 33,878.85
MGS-P Customer 6	\$ 26,269.91	\$ 26,386.78	0.44%	\$ 3,539.30	\$ 3,692.10	4.32%	\$ 8,929.81	\$ 9,082.61	1.71%	\$ 26,386.78	\$ 26,539.58
MGS-P Customer 7	\$ 28,917.16	\$ 29,024.08	0.37%	\$ 3,247.32	\$ 3,396.57	4.60%	\$ 7,925.29	\$ 8,074.55	1.88%	\$ 29,024.08	\$ 29,173.34
MGS-P Customer 8	\$ 20,613.39	\$ 20,701.40	0.43%	\$ 2,691.80	\$ 2,834.31	5.29%	\$ 5,995.78	\$ 6,138.30	2.38%	\$ 20,701.40	\$ 20,843.92
MGS-P Customer 9	\$ 26,133.06	\$ 26,261.35	0.49%	\$ 3,939.66	\$ 4,157.89	5.54%	\$ 8,535.40	\$ 8,753.63	2.56%	\$ 26,261.35	\$ 26,479.58
MGS-P Customer 10	\$ 18,564.68	\$ 18,649.03	0.45%	\$ 2,584.58	\$ 2,725.79	5.46%	\$ 5,647.31	\$ 5,788.53	2.50%	\$ 18,649.03	\$ 18,790.25
MGS-P Customer 11	\$ 17,671.34	\$ 17,763.35	0.52%	\$ 2,808.85	\$ 2,952.78	5.12%	\$ 6,396.29	\$ 6,540.23	2.25%	\$ 17,763.35	\$ 17,907.29
MGS-P Customer 12	\$ 13,597.16	\$ 13,676.32	0.58%	\$ 2,432.34	\$ 2,571.71	5.73%	\$ 5,130.77	\$ 5,270.14	2.72%	\$ 13,676.32	\$ 13,815.69
MGS-P Customer 13	\$ 26,771.17	\$ 26,867.38	0.36%	\$ 2,933.73	\$ 3,079.18	4.96%	\$ 6,889.86	\$ 7,035.31	2.11%	\$ 26,867.38	\$ 27,012.83
MGS-P Customer 14	\$ 24,117.14	\$ 24,213.36	0.40%	\$ 2,933.37	\$ 3,078.82	4.96%	\$ 6,865.16	\$ 7,010.60	2.12%	\$ 24,213.36	\$ 24,358.80
MGS-P Customer 15	\$ 14,449.36	\$ 14,550.16	0.70%	\$ 3,132.19	\$ 3,340.62	6.65%	\$ 5,736.66	\$ 5,945.10	3.63%	\$ 14,550.16	\$ 14,758.60
MGS-P Customer 16	\$ 14,014.55	\$ 14,116.19	0.73%	\$ 3,157.32	\$ 3,366.05	6.61%	\$ 5,844.30	\$ 6,053.04	3.57%	\$ 14,116.19	\$ 14,324.93
MGS-P Customer 17	\$ 17,369.99	\$ 17,441.40	0.41%	\$ 2,203.64	\$ 2,340.23	6.20%	\$ 4,292.39	\$ 4,428.98	3.18%	\$ 17,441.40	\$ 17,577.99
MGS-P Customer 18	\$ 13,459.55	\$ 13,556.28	0.72%	\$ 3,013.21	\$ 3,220.20	6.87%	\$ 5,354.53	\$ 5,561.52	3.87%	\$ 13,556.28	\$ 13,763.27
MGS-P Customer 19	\$ 15,310.46	\$ 15,389.29	0.51%	\$ 2,422.53	\$ 2,561.78	5.75%	\$ 5,082.14	\$ 5,221.39	2.74%	\$ 15,389.29	\$ 15,528.54
MGS-P Customer 20	\$ 20,597.11	\$ 20,706.18	0.53%	\$ 3,376.23	\$ 3,587.62	6.26%	\$ 6,621.70	\$ 6,833.10	3.19%	\$ 20,706.18	\$ 20,917.58
MGS-P Customer 21	\$ 20,603.37	\$ 20,691.45	0.43%	\$ 2,694.02	\$ 2,836.57	5.29%	\$ 6,021.71	\$ 6,164.25	2.37%	\$ 20,691.45	\$ 20,833.99
MGS-P Customer 22	\$ 19,376.21	\$ 19,459.54	0.43%	\$ 2,554.11	\$ 2,694.96	5.51%	\$ 5,518.46	\$ 5,659.31	2.55%	\$ 19,459.54	\$ 19,600.39
MGS-P Customer 23	\$ 6,885.99	\$ 6,949.24	0.92%	\$ 1,964.14	\$ 2,097.82	6.81%	\$ 3,487.05	\$ 3,620.73	3.83%	\$ 6,949.24	\$ 7,082.92
MGS-P Customer 24	\$ 17,857.73	\$ 17,943.75	0.48%	\$ 2,634.11	\$ 2,775.92	5.38%	\$ 5,849.51	\$ 5,991.32	2.42%	\$ 17,943.75	\$ 18,085.56
MGS-P Customer 25	\$ 15,212.51	\$ 15,311.65	0.65%	\$ 3,083.63	\$ 3,291.47	6.74%	\$ 5,585.87	\$ 5,793.71	3.72%	\$ 15,311.65	\$ 15,519.49
MGS-P Customer 26	\$ 52,180.64	\$ 52,402.21	0.42%	\$ 6,679.85	\$ 6,931.33	3.76%	\$ 18,040.84	\$ 18,292.32	1.39%	\$ 52,402.21	\$ 52,653.69
MGS-P Customer 27	\$ 15,191.90	\$ 15,286.04	0.62%	\$ 2,936.20	\$ 3,142.26	7.02%	\$ 5,053.61	\$ 5,259.67	4.08%	\$ 15,286.04	\$ 15,492.10
MGS-P Customer 28	\$ 12,112.32	\$ 12,210.02	0.81%	\$ 3,040.76	\$ 3,248.08	6.82%	\$ 5,414.99	\$ 5,622.31	3.83%	\$ 12,210.02	\$ 12,417.34
MGS-P Customer 29	\$ 55,452.20	\$ 55,608.08	0.28%	\$ 4,685.04	\$ 4,851.74	3.56%	\$ 12,870.16	\$ 13,036.86	1.30%	\$ 55,608.08	\$ 55,774.78
MGS-P Customer 30	\$ 3,287.44	\$ 3,341.33	1.64%	\$ 1,690.86	\$ 1,821.23	7.71%	\$ 2,595.65	\$ 2,726.02	5.02%	\$ 3,341.33	\$ 3,471.70
MGS-P Customer 31	\$ 16,510.04	\$ 16,604.47	0.57%	\$ 2,879.80	\$ 3,024.59	5.03%	\$ 6,647.19	\$ 6,791.98	2.18%	\$ 16,604.47	\$ 16,749.26
MGS-P Customer 32	\$ 18,339.96	\$ 18,445.11	0.57%	\$ 3,259.79	\$ 3,469.77	6.44%	\$ 6,186.33	\$ 6,396.31	3.39%	\$ 18,445.11	\$ 18,655.09
MGS-P Customer 33	\$ 18,563.06	\$ 18,668.34	0.57%	\$ 3,198.96	\$ 3,347.63	4.65%	\$ 7,778.67	\$ 7,927.34	1.91%	\$ 18,668.34	\$ 18,817.01
MGS-P Customer 34	\$ 35,666.54	\$ 35,792.82	0.35%	\$ 3,815.78	\$ 3,971.93	4.09%	\$ 9,886.85	\$ 10,043.00	1.58%	\$ 35,792.82	\$ 35,948.97
MGS-P Customer 35	\$ 28,167.48	\$ 28,298.47	0.47%	\$ 4,018.62	\$ 4,237.81	5.45%	\$ 8,787.38	\$ 9,006.57	2.49%	\$ 28,298.47	\$ 28,517.66
MGS-P Customer 36	\$ 25,302.83	\$ 25,406.98	0.41%	\$ 3,165.64	\$ 3,313.91	4.68%	\$ 7,643.09	\$ 7,791.35	1.94%	\$ 25,406.98	\$ 25,555.24
MGS-P Customer 37	\$ 11,006.21	\$ 11,067.11	0.55%	\$ 1,897.47	\$ 2,030.35	7.00%	\$ 3,331.46	\$ 3,464.34	3.99%	\$ 11,067.11	\$ 11,199.99
MGS-P Customer 38	\$ 8,486.73	\$ 8,574.24	1.03%	\$ 2,743.49	\$ 2,947.21	7.43%	\$ 4,468.86	\$ 4,672.58	4.56%	\$ 8,574.24	\$ 8,777.96
MGS-P Customer 39	\$ 22,365.42	\$ 22,453.85	0.40%	\$ 2,705.03	\$ 2,847.71	5.27%	\$ 6,086.38	\$ 6,229.06	2.34%	\$ 22,453.85	\$ 22,596.53
MGS-P Customer 40	\$ 18,166.55	\$ 18,244.63	0.43%	\$ 2,400.82	\$ 2,539.81	5.79%	\$ 5,033.58	\$ 5,172.56	2.76%	\$ 18,244.63	\$ 18,383.61
MGS-P Customer 41	\$ 118,954.45	\$ 119,018.88	0.05%	\$ 2,064.60	\$ 2,260.08	9.47%	\$ 1,880.07	\$ 2,075.55	10.40%	\$ 119,018.88	\$ 119,214.36
MGS-P Customer 42	\$ 24,368.25	\$ 24,491.94	0.51%	\$ 3,804.13	\$ 4,020.71	5.69%	\$ 8,047.91	\$ 8,264.50	2.69%	\$ 24,491.94	\$ 24,708.53
MGS-P Customer 43	\$ 70,944.29	\$ 71,142.97	0.28%	\$ 5,941.82	\$ 6,123.77	3.06%	\$ 17,215.66	\$ 17,397.60	1.06%	\$ 71,142.97	\$ 71,324.91
MGS-P Customer 44	\$ 20,282.94	\$ 20,388.23	0.52%	\$ 3,199.64	\$ 3,341.32	4.65%	\$ 7,786.43	\$ 7,935.11	1.91%	\$ 20,388.23	\$ 20,536.91

Customer	Bundled 7/22 Prices	Bundled 8/23 Prices	Bundled % Difference	Distribution 8/23 Prices	Distribution 1/24 Prices	Distribution % Difference	Delivery 8/23 Prices	Delivery 1/24 Prices	Delivery % Difference	Bundled 8/23 Prices	Bundled 1/24 Prices
MGS-P Customer 45	\$ 12,356.18	\$ 12,431.49	0.61%	\$ 2,319.00	\$ 2,456.99	5.95%	\$ 4,727.95	\$ 4,865.94	2.92%	\$ 12,431.49	\$ 12,569.48
MGS-P Customer 46	\$ 13,838.64	\$ 13,903.54	0.47%	\$ 2,013.25	\$ 2,147.54	6.67%	\$ 3,665.06	\$ 3,799.35	3.66%	\$ 13,903.54	\$ 14,037.83
MGS-P Customer 47	\$ 5,839.74	\$ 5,910.72	1.22%	\$ 2,256.73	\$ 2,454.54	8.77%	\$ 2,722.76	\$ 2,920.58	7.27%	\$ 5,910.72	\$ 6,108.54
MGS-P Customer 48	\$ 22,216.92	\$ 22,304.21	0.39%	\$ 2,671.24	\$ 2,813.50	5.33%	\$ 5,957.08	\$ 6,099.35	2.39%	\$ 22,304.21	\$ 22,446.48
MGS-P Customer 49	\$ 18,898.17	\$ 18,987.03	0.47%	\$ 2,717.34	\$ 2,860.17	5.26%	\$ 6,116.60	\$ 6,259.43	2.34%	\$ 18,987.03	\$ 19,129.86
MGS-P Customer 50	\$ 15,005.54	\$ 15,083.95	0.52%	\$ 2,410.17	\$ 2,549.27	5.77%	\$ 5,051.71	\$ 5,190.81	2.75%	\$ 15,083.95	\$ 15,223.05
MGS-P Customer 51	\$ 59,973.82	\$ 60,370.10	0.66%	\$ 12,225.53	\$ 12,652.53	3.49%	\$ 33,803.80	\$ 34,230.80	1.26%	\$ 60,370.10	\$ 60,797.10
MGS-P Customer 52	\$ 16,631.64	\$ 16,748.53	0.70%	\$ 3,604.35	\$ 3,818.51	5.94%	\$ 7,374.45	\$ 7,588.61	2.90%	\$ 16,748.53	\$ 16,962.69
MGS-P Customer 53	\$ 15,079.06	\$ 15,155.09	0.50%	\$ 2,340.81	\$ 2,479.06	5.91%	\$ 4,820.86	\$ 4,959.12	2.87%	\$ 15,155.09	\$ 15,293.35
MGS-P Customer 54	\$ 49,134.65	\$ 49,284.60	0.31%	\$ 4,511.07	\$ 4,675.66	3.65%	\$ 12,292.31	\$ 12,456.90	1.34%	\$ 49,284.60	\$ 49,449.19
MGS-P Customer 55	\$ 69,902.65	\$ 70,083.09	0.26%	\$ 5,470.98	\$ 5,707.79	4.33%	\$ 13,786.52	\$ 14,023.33	1.72%	\$ 70,083.09	\$ 70,319.90
MGS-P Customer 56	\$ 16,778.10	\$ 16,900.18	0.73%	\$ 3,786.09	\$ 4,008.87	5.88%	\$ 7,987.61	\$ 8,210.39	2.79%	\$ 16,900.18	\$ 17,122.96
MGS-P Customer 57	\$ 73,732.69	\$ 73,989.47	0.35%	\$ 7,710.19	\$ 7,974.17	3.42%	\$ 21,450.92	\$ 21,714.89	1.23%	\$ 73,989.47	\$ 74,253.44
MGS-P Customer 58	\$ 54,667.52	\$ 54,848.34	0.33%	\$ 5,483.71	\$ 5,720.68	4.32%	\$ 13,919.09	\$ 14,156.06	1.70%	\$ 54,848.34	\$ 55,085.31
MGS-P Customer 59	\$ 8,991.53	\$ 9,054.00	0.69%	\$ 1,943.28	\$ 2,076.71	6.87%	\$ 3,482.73	\$ 3,616.17	3.83%	\$ 9,054.00	\$ 9,187.44
MGS-P Customer 60	\$ 11,016.42	\$ 11,073.60	0.52%	\$ 1,787.88	\$ 1,919.43	7.36%	\$ 2,941.68	\$ 3,073.23	4.47%	\$ 11,073.60	\$ 11,205.15
MGS-P Customer 61	\$ 28,583.08	\$ 28,713.36	0.46%	\$ 3,997.63	\$ 4,216.56	5.48%	\$ 8,709.91	\$ 8,928.84	2.51%	\$ 28,713.36	\$ 28,932.29
MGS-P Customer 62	\$ 27,967.04	\$ 28,099.53	0.47%	\$ 4,062.21	\$ 4,281.93	5.41%	\$ 8,930.31	\$ 9,150.02	2.46%	\$ 28,099.53	\$ 28,319.24
MGS-P Customer 63	\$ 31,949.17	\$ 32,081.24	0.41%	\$ 4,049.95	\$ 4,269.52	5.42%	\$ 8,892.80	\$ 9,112.36	2.47%	\$ 32,081.24	\$ 32,300.80
MGS-P Customer 64	\$ 32,745.60	\$ 32,852.42	0.33%	\$ 3,244.03	\$ 3,393.25	4.60%	\$ 7,905.12	\$ 8,054.33	1.89%	\$ 32,852.42	\$ 33,001.63
MGS-P Customer 65	\$ 78,692.35	\$ 79,164.67	0.60%	\$ 14,682.74	\$ 15,191.63	3.47%	\$ 41,629.06	\$ 42,137.95	1.22%	\$ 79,164.67	\$ 79,673.56
MGS-P Customer 66	\$ 124,373.96	\$ 124,734.26	0.29%	\$ 10,754.57	\$ 11,055.49	2.80%	\$ 32,112.13	\$ 32,413.04	0.94%	\$ 124,734.26	\$ 125,035.17
MGS-P Customer 67	\$ 93,465.39	\$ 93,835.49	0.40%	\$ 10,948.62	\$ 11,191.28	2.22%	\$ 33,469.99	\$ 33,712.65	0.73%	\$ 93,835.49	\$ 94,078.15
MGS-P Customer 68	\$ 33,967.73	\$ 34,089.20	0.36%	\$ 3,739.45	\$ 3,955.25	5.77%	\$ 7,833.35	\$ 8,049.15	2.75%	\$ 34,089.20	\$ 34,305.00
MGS-P Customer 69	\$ 11,813.05	\$ 11,868.28	0.47%	\$ 1,730.36	\$ 1,861.22	7.56%	\$ 2,735.87	\$ 2,866.72	4.78%	\$ 11,868.28	\$ 11,999.13
MGS-P Customer 70	\$ 5,419.79	\$ 5,496.82	1.42%	\$ 2,435.19	\$ 2,635.17	8.21%	\$ 3,377.23	\$ 3,577.21	5.92%	\$ 5,496.82	\$ 5,696.80
MGS-P Customer 71	\$ 2,001.26	\$ 2,065.73	3.22%	\$ 2,065.73	\$ 2,261.33	9.47%	\$ 2,065.73	\$ 2,261.33	9.47%	\$ 2,065.73	\$ 2,261.33
MGS-P Customer 72	\$ 9,460.29	\$ 9,551.26	0.96%	\$ 2,842.16	\$ 3,047.07	7.21%	\$ 4,694.25	\$ 4,899.16	4.37%	\$ 9,551.26	\$ 9,756.17
MGS-P Customer 73	\$ 2,009.40	\$ 2,054.95	2.27%	\$ 1,445.92	\$ 1,573.32	8.81%	\$ 1,739.70	\$ 1,867.10	7.32%	\$ 2,054.95	\$ 2,182.35
MGS-P Customer 74	\$ 6,127.45	\$ 6,182.11	0.89%	\$ 1,713.72	\$ 1,844.37	7.62%	\$ 2,685.64	\$ 2,816.29	4.86%	\$ 6,182.11	\$ 6,312.76
MGS-P Customer 75	\$ 3,425.97	\$ 3,477.74	1.51%	\$ 1,628.64	\$ 1,758.26	7.96%	\$ 2,387.32	\$ 2,516.94	5.43%	\$ 3,477.74	\$ 3,607.36
MGS-P Customer 76	\$ 1,948.56	\$ 1,994.22	2.34%	\$ 1,448.93	\$ 1,576.36	8.79%	\$ 1,750.50	\$ 1,877.93	7.28%	\$ 1,994.22	\$ 2,121.65
MGS-P Customer 77	\$ 130,207.88	\$ 130,814.90	0.47%	\$ 18,442.84	\$ 18,948.77	2.74%	\$ 55,784.81	\$ 56,290.73	0.91%	\$ 130,814.90	\$ 131,320.82
MGS-P Customer 78	\$ 23,914.81	\$ 24,331.06	1.74%	\$ 16,843.20	\$ 18,335.14	8.86%	\$ 24,056.83	\$ 25,548.77	6.20%	\$ 24,331.06	\$ 25,823.00
MGS-P Customer 79	\$ 73,616.51	\$ 73,925.59	0.42%	\$ 9,282.15	\$ 9,571.19	3.11%	\$ 27,237.46	\$ 27,526.50	1.06%	\$ 73,925.59	\$ 74,214.63
MGS-P Customer 80	\$ 26,756.54	\$ 26,928.60	0.64%	\$ 5,229.94	\$ 5,463.83	4.47%	\$ 13,216.96	\$ 13,450.85	1.77%	\$ 26,928.60	\$ 27,162.49
MGS-P Customer 81	\$ 10,080.76	\$ 10,198.11	1.16%	\$ 3,616.17	\$ 3,830.47	5.93%	\$ 7,346.09	\$ 7,560.39	2.92%	\$ 10,198.11	\$ 10,412.41
MGS-P Customer 82	\$ 169,013.95	\$ 169,538.78	0.31%	\$ 15,621.75	\$ 15,991.85	2.37%	\$ 48,465.00	\$ 48,835.10	0.76%	\$ 169,538.78	\$ 169,908.88
MGS-P Customer 83	\$ 18,573.62	\$ 18,687.77	0.61%	\$ 3,525.26	\$ 3,738.73	6.06%	\$ 7,101.43	\$ 7,314.90	3.01%	\$ 18,687.77	\$ 18,901.24
MGS-P Customer 84	\$ 173,071.63	\$ 173,472.67	0.23%	\$ 12,094.42	\$ 12,450.17	2.94%	\$ 35,259.34	\$ 35,615.09	1.01%	\$ 173,472.67	\$ 173,828.42
MGS-P Customer 85	\$ 136,352.15	\$ 136,799.95	0.33%	\$ 13,372.78	\$ 13,717.16	2.58%	\$ 40,955.59	\$ 41,299.97	0.84%	\$ 136,799.95	\$ 137,144.33
MGS-P Customer 86	\$ 108,064.96	\$ 108,348.11	0.26%	\$ 8,647.09	\$ 8,963.10	3.65%	\$ 23,610.17	\$ 23,926.18	1.34%	\$ 108,348.11	\$ 108,664.12
MGS-P Customer 87	\$ 9,077.48	\$ 9,206.34	1.42%	\$ 3,960.46	\$ 4,178.95	5.52%	\$ 8,796.09	\$ 9,014.58	2.48%	\$ 9,206.34	\$ 9,424.83
MGS-P Customer 88	\$ 25,357.44	\$ 25,532.13	0.69%	\$ 5,367.11	\$ 5,617.29	4.66%	\$ 13,376.76	\$ 13,626.94	1.87%	\$ 25,532.13	\$ 25,782.31
MGS-P Customer 89	\$ 130,480.79	\$ 131,000.90	0.40%	\$ 15,464.90	\$ 15,822.99	2.32%	\$ 49,142.41	\$ 49,500.50	0.73%	\$ 131,000.90	\$ 131,358.99
MGS-P Customer 90	\$ 19,286.36	\$ 19,400.07	0.59%	\$ 3,511.76	\$ 3,724.80	6.07%	\$ 7,073.31	\$ 7,286.35	3.01%	\$ 19,400.07	\$ 19,613.11
MGS-P Customer 91	\$ 22,484.97	\$ 22,609.78	0.56%	\$ 3,836.88	\$ 4,053.86	5.66%	\$ 8,161.37	\$ 8,378.35	2.66%	\$ 22,609.78	\$ 22,826.76
MGS-P Customer 92	\$ 18,009.10	\$ 18,093.27	0.47%	\$ 2,574.44	\$ 2,715.53	5.48%	\$ 5,423.71	\$ 5,564.80	2.60%	\$ 18,093.27	\$ 18,234.36

Customer	Bundled 7/22 Prices	Bundled 8/23 Prices	Bundled % Difference	Distribution 8/23 Prices	Distribution 1/24 Prices	Distribution % Difference	Delivery 8/23 Prices	Delivery 1/24 Prices	Delivery % Difference	Bundled 8/23 Prices	Bundled 1/24 Prices
MGS-P Customer 93	\$ 8,561.25	\$ 8,672.55	1.30%	\$ 3,439.25	\$ 3,651.40	6.17%	\$ 6,780.34	\$ 6,992.49	3.13%	\$ 8,672.55	\$ 8,884.70
MGS-P Customer 94	\$ 60,121.81	\$ 60,380.34	0.43%	\$ 7,765.30	\$ 8,029.95	3.41%	\$ 21,802.64	\$ 22,067.29	1.21%	\$ 60,380.34	\$ 60,644.99
MGS-P Customer 95	\$ 54,548.35	\$ 54,864.41	0.58%	\$ 9,904.98	\$ 10,308.56	4.07%	\$ 26,295.93	\$ 26,699.52	1.53%	\$ 54,864.41	\$ 55,268.00
MGS-P Customer 96	\$ 68,425.29	\$ 68,705.16	0.41%	\$ 8,390.03	\$ 8,662.25	3.24%	\$ 23,894.42	\$ 24,166.64	1.14%	\$ 68,705.16	\$ 68,977.38
MGS-P Customer 97	\$ 217,179.46	\$ 217,701.83	0.24%	\$ 15,699.20	\$ 16,108.97	2.61%	\$ 47,471.82	\$ 47,881.60	0.86%	\$ 217,701.83	\$ 218,111.61
MGS-P Customer 98	\$ 19,130.54	\$ 19,236.45	0.55%	\$ 3,298.54	\$ 3,512.90	6.50%	\$ 6,243.57	\$ 6,457.94	3.43%	\$ 19,236.45	\$ 19,450.82
MGS-P Customer 99	\$ 161,225.84	\$ 161,636.53	0.25%	\$ 12,247.53	\$ 12,570.62	2.64%	\$ 36,997.72	\$ 37,320.82	0.87%	\$ 161,636.53	\$ 161,959.63
MGS-P Customer 100	\$ 68,732.85	\$ 68,969.74	0.34%	\$ 7,353.01	\$ 7,668.70	4.29%	\$ 18,894.83	\$ 19,210.51	1.67%	\$ 68,969.74	\$ 69,285.42
MGS-P Customer 101	\$ 56,337.61	\$ 56,546.96	0.37%	\$ 6,255.92	\$ 6,441.68	2.97%	\$ 18,360.04	\$ 18,545.80	1.01%	\$ 56,546.96	\$ 56,732.72
MGS-P Customer 102	\$ 19,961.60	\$ 20,076.67	0.58%	\$ 3,550.87	\$ 3,764.38	6.01%	\$ 7,172.99	\$ 7,386.50	2.98%	\$ 20,076.67	\$ 20,290.18
MGS-P Customer 103	\$ 31,205.53	\$ 31,324.22	0.38%	\$ 3,592.13	\$ 3,745.56	4.27%	\$ 9,088.51	\$ 9,241.95	1.69%	\$ 31,324.22	\$ 31,477.66
MGS-P Customer 104	\$ 55,392.19	\$ 55,715.17	0.58%	\$ 10,220.55	\$ 10,656.08	4.26%	\$ 26,680.77	\$ 27,116.30	1.63%	\$ 55,715.17	\$ 56,150.70
MGS-P Customer 105	\$ 23,094.49	\$ 23,178.11	0.36%	\$ 2,563.51	\$ 2,704.47	5.50%	\$ 5,588.54	\$ 5,729.50	2.52%	\$ 23,178.11	\$ 23,319.07
MGS-P Customer 106	\$ 117,438.70	\$ 117,771.80	0.28%	\$ 9,951.76	\$ 10,242.93	2.93%	\$ 29,167.18	\$ 29,458.35	1.00%	\$ 117,771.80	\$ 118,062.97
MGS-P Customer 107	\$ 72,353.50	\$ 72,611.83	0.36%	\$ 7,757.18	\$ 8,021.90	3.41%	\$ 21,625.10	\$ 21,889.83	1.22%	\$ 72,611.83	\$ 72,876.56
MGS-P Customer 108	\$ 41,827.84	\$ 42,023.76	0.47%	\$ 5,847.76	\$ 6,028.55	3.09%	\$ 16,417.27	\$ 16,598.06	1.10%	\$ 42,023.76	\$ 42,204.55
MGS-P Customer 109	\$ 161,354.75	\$ 162,002.55	0.40%	\$ 19,480.24	\$ 19,957.78	2.45%	\$ 60,536.41	\$ 61,013.95	0.79%	\$ 162,002.55	\$ 162,480.09
MGS-P Customer 110	\$ 17,361.74	\$ 17,405.89	0.25%	\$ 1,404.72	\$ 1,531.62	9.03%	\$ 1,568.95	\$ 1,695.85	8.09%	\$ 17,405.89	\$ 17,532.79
MGS-P Customer 111	\$ 58,047.54	\$ 58,240.12	0.33%	\$ 5,827.31	\$ 6,068.44	4.14%	\$ 15,034.74	\$ 15,275.87	1.60%	\$ 58,240.12	\$ 58,481.25
MGS-P Customer 112	\$ 45,533.64	\$ 45,722.59	0.41%	\$ 5,717.99	\$ 5,957.79	4.19%	\$ 14,562.89	\$ 14,802.69	1.65%	\$ 45,722.59	\$ 45,962.39
MGS-P Customer 113	\$ 138,266.77	\$ 138,616.82	0.25%	\$ 10,449.24	\$ 10,746.45	2.84%	\$ 30,843.33	\$ 31,140.54	0.96%	\$ 138,616.82	\$ 138,914.03
MGS-P Customer 114	\$ 31,781.27	\$ 31,884.61	0.33%	\$ 3,142.47	\$ 3,290.46	4.71%	\$ 7,573.87	\$ 7,721.85	1.95%	\$ 31,884.61	\$ 32,032.59
MGS-P Customer 115	\$ 108,489.79	\$ 108,870.35	0.35%	\$ 11,490.05	\$ 11,836.24	3.01%	\$ 33,566.02	\$ 33,912.21	1.03%	\$ 108,870.35	\$ 109,216.54
MGS-P Customer 116	\$ 50,836.94	\$ 51,049.84	0.42%	\$ 6,427.84	\$ 6,676.27	3.86%	\$ 17,273.50	\$ 17,521.93	1.44%	\$ 51,049.84	\$ 51,298.27
MGS-P Customer 117	\$ 100,299.80	\$ 100,587.08	0.29%	\$ 8,611.68	\$ 8,886.60	3.19%	\$ 24,761.71	\$ 25,036.63	1.11%	\$ 100,587.08	\$ 100,862.00
MGS-P Customer 118	\$ 8,750.16	\$ 8,819.26	0.79%	\$ 2,134.54	\$ 2,270.29	6.36%	\$ 4,008.67	\$ 4,144.42	3.39%	\$ 8,819.26	\$ 8,955.01
MGS-P Customer 119	\$ 27,378.69	\$ 27,467.85	0.33%	\$ 2,726.13	\$ 2,869.06	5.24%	\$ 6,139.39	\$ 6,282.32	2.33%	\$ 27,467.85	\$ 27,610.78
MGS-P Customer 120	\$ 89,971.72	\$ 90,296.62	0.36%	\$ 9,710.43	\$ 9,998.68	2.97%	\$ 28,354.29	\$ 28,642.53	1.02%	\$ 90,296.62	\$ 90,584.86
MGS-P Customer 121	\$ 189,409.25	\$ 190,095.07	0.36%	\$ 21,551.16	\$ 22,294.44	3.45%	\$ 61,239.93	\$ 61,983.21	1.21%	\$ 190,095.07	\$ 190,838.35
MGS-P Customer 122	\$ 19,408.30	\$ 19,554.11	0.75%	\$ 4,443.73	\$ 4,668.07	5.05%	\$ 9,887.40	\$ 10,111.73	2.27%	\$ 19,554.11	\$ 19,778.44
MGS-P Customer 123	\$ 68,414.67	\$ 68,796.50	0.56%	\$ 11,761.26	\$ 12,168.58	3.46%	\$ 33,201.08	\$ 33,608.40	1.23%	\$ 68,796.50	\$ 69,203.82
MGS-P Customer 124	\$ 70,013.53	\$ 70,298.21	0.41%	\$ 8,533.73	\$ 8,807.73	3.21%	\$ 24,455.63	\$ 24,729.63	1.12%	\$ 70,298.21	\$ 70,572.21
MGS-P Customer 125	\$ 14,042.00	\$ 14,134.83	0.66%	\$ 2,898.34	\$ 3,103.93	7.09%	\$ 4,948.03	\$ 5,153.62	4.15%	\$ 14,134.83	\$ 14,340.42
MGS-P Customer 126	\$ 49,764.46	\$ 49,935.96	0.34%	\$ 5,208.37	\$ 5,441.99	4.49%	\$ 12,891.68	\$ 13,125.30	1.81%	\$ 49,935.96	\$ 50,169.58
MGS-P Customer 127	\$ 133,190.66	\$ 133,569.29	0.28%	\$ 11,292.89	\$ 11,600.34	2.72%	\$ 33,954.23	\$ 34,261.68	0.91%	\$ 133,569.29	\$ 133,876.74
MGS-P Customer 128	\$ 140,684.62	\$ 141,048.01	0.26%	\$ 10,840.49	\$ 11,142.45	2.79%	\$ 32,184.44	\$ 32,486.40	0.94%	\$ 141,048.01	\$ 141,349.97
MGS-P Customer 129	\$ 44,406.19	\$ 44,583.42	0.40%	\$ 5,302.66	\$ 5,476.84	3.28%	\$ 14,657.77	\$ 14,831.95	1.19%	\$ 44,583.42	\$ 44,757.60
MGS-P Customer 130	\$ 57,327.26	\$ 57,506.15	0.31%	\$ 5,363.82	\$ 5,538.76	3.26%	\$ 15,342.86	\$ 15,517.80	1.14%	\$ 57,506.15	\$ 57,681.09
MGS-P Customer 131	\$ 23,551.66	\$ 23,636.48	0.36%	\$ 2,598.53	\$ 2,739.92	5.44%	\$ 5,687.94	\$ 5,829.33	2.49%	\$ 23,636.48	\$ 23,777.87
MGS-P Customer 132	\$ 30,989.35	\$ 31,113.43	0.40%	\$ 3,815.81	\$ 4,032.54	5.68%	\$ 8,091.59	\$ 8,308.31	2.68%	\$ 31,113.43	\$ 31,330.15
MGS-P Customer 133	\$ 38,362.96	\$ 38,513.65	0.39%	\$ 4,599.17	\$ 4,825.41	4.92%	\$ 10,878.98	\$ 11,105.22	2.08%	\$ 38,513.65	\$ 38,739.89
MGS-P Customer 134	\$ 51,698.83	\$ 51,988.87	0.56%	\$ 8,890.68	\$ 9,219.48	3.70%	\$ 24,359.92	\$ 24,688.72	1.35%	\$ 51,988.87	\$ 52,317.67
MGS-P Customer 135	\$ 27,817.04	\$ 27,961.44	0.52%	\$ 4,649.55	\$ 4,935.22	6.14%	\$ 9,559.21	\$ 9,844.88	2.99%	\$ 27,961.44	\$ 28,247.11
MGS-P Customer 136	\$ 38,326.10	\$ 38,481.52	0.41%	\$ 4,844.57	\$ 5,101.08	5.29%	\$ 10,921.12	\$ 11,177.64	2.35%	\$ 38,481.52	\$ 38,738.04
MGS-P Customer 137	\$ 166,945.71	\$ 167,507.33	0.34%	\$ 16,878.64	\$ 17,308.55	2.55%	\$ 51,643.97	\$ 52,073.88	0.83%	\$ 167,507.33	\$ 167,937.24
MGS-P Customer 138	\$ 58,804.02	\$ 59,015.99	0.36%	\$ 6,397.96	\$ 6,646.01	3.88%	\$ 17,058.37	\$ 17,306.42	1.45%	\$ 59,015.99	\$ 59,264.04
MGS-P Customer 139	\$ 128,568.52	\$ 128,946.24	0.29%	\$ 11,551.32	\$ 11,935.73	3.33%	\$ 32,587.69	\$ 32,972.09	1.18%	\$ 128,946.24	\$ 129,330.64
MGS-P Customer 140	\$ 24,090.01	\$ 24,240.22	0.62%	\$ 4,655.70	\$ 4,901.05	5.27%	\$ 10,501.16	\$ 10,746.50	2.34%	\$ 24,240.22	\$ 24,485.56

Customer	Bundled 7/22 Prices	Bundled 8/23 Prices	Bundled % Difference	Distribution 8/23 Prices	Distribution 1/24 Prices	Distribution % Difference	Delivery 8/23 Prices	Delivery 1/24 Prices	Delivery % Difference	Bundled 8/23 Prices	Bundled 1/24 Prices
MGS-P Customer 141	\$ 139,761.35	\$ 140,191.97	0.31%	\$ 12,818.67	\$ 13,144.63	2.54%	\$ 39,205.74	\$ 39,531.70	0.83%	\$ 140,191.97	\$ 140,517.93
MGS-P Customer 142	\$ 213,230.50	\$ 213,657.13	0.20%	\$ 12,960.58	\$ 13,354.64	3.04%	\$ 37,642.45	\$ 38,036.52	1.05%	\$ 213,657.13	\$ 214,051.20
MGS-P Customer 143	\$ 34,127.00	\$ 34,428.64	0.88%	\$ 11,587.52	\$ 12,540.17	8.22%	\$ 18,382.18	\$ 19,334.83	5.18%	\$ 34,428.64	\$ 35,381.29
MGS-P Customer 144	\$ 26,794.91	\$ 26,923.79	0.48%	\$ 3,958.08	\$ 4,176.53	5.52%	\$ 8,646.17	\$ 8,864.63	2.53%	\$ 26,923.79	\$ 27,142.25
MGS-P Customer 145	\$ 49,096.95	\$ 49,276.05	0.36%	\$ 5,368.29	\$ 5,543.28	3.26%	\$ 15,312.32	\$ 15,487.31	1.14%	\$ 49,276.05	\$ 49,451.04
MGS-P Customer 146	\$ 34,269.62	\$ 34,486.24	0.63%	\$ 6,535.24	\$ 6,784.96	3.82%	\$ 17,607.21	\$ 17,856.93	1.42%	\$ 34,486.24	\$ 34,735.96
MGS-P Customer 147	\$ 94,865.15	\$ 95,189.88	0.34%	\$ 9,712.15	\$ 10,000.42	2.97%	\$ 28,619.87	\$ 28,908.14	1.01%	\$ 95,189.88	\$ 95,478.15
MGS-P Customer 148	\$ 1,609.03	\$ 1,651.78	2.66%	\$ 1,363.19	\$ 1,489.59	9.27%	\$ 1,446.11	\$ 1,572.50	8.74%	\$ 1,651.78	\$ 1,778.17
MGS-P Customer 149	\$ 41,616.55	\$ 41,827.45	0.51%	\$ 6,362.55	\$ 6,610.18	3.89%	\$ 16,803.71	\$ 17,051.33	1.47%	\$ 41,827.45	\$ 42,075.07
MGS-P Customer 150	\$ 33,690.96	\$ 33,845.50	0.46%	\$ 4,756.73	\$ 4,996.44	5.04%	\$ 11,077.32	\$ 11,317.02	2.16%	\$ 33,845.50	\$ 34,085.20
MGS-P Customer 151	\$ 40,047.05	\$ 40,177.26	0.33%	\$ 3,931.92	\$ 4,089.48	4.01%	\$ 10,320.16	\$ 10,477.72	1.53%	\$ 40,177.26	\$ 40,334.82
MGS-P Customer 152	\$ 62,952.56	\$ 63,200.64	0.39%	\$ 7,460.11	\$ 7,721.06	3.50%	\$ 20,808.82	\$ 21,069.77	1.25%	\$ 63,200.64	\$ 63,461.59
MGS-P Customer 153	\$ 28,732.37	\$ 28,826.11	0.33%	\$ 2,861.06	\$ 3,005.63	5.05%	\$ 6,614.08	\$ 6,758.65	2.19%	\$ 28,826.11	\$ 28,970.68
MGS-P Customer 154	\$ 9,846.93	\$ 9,938.24	0.93%	\$ 2,788.01	\$ 2,931.70	5.15%	\$ 6,338.93	\$ 6,482.61	2.27%	\$ 9,938.24	\$ 10,081.92
MGS-P Customer 155	\$ 86,736.83	\$ 87,026.18	0.33%	\$ 8,661.18	\$ 8,936.69	3.18%	\$ 24,501.10	\$ 24,776.60	1.12%	\$ 87,026.18	\$ 87,301.68
MGS-P Customer 156	\$ 20,476.00	\$ 20,552.87	0.38%	\$ 2,365.01	\$ 2,503.56	5.86%	\$ 4,887.32	\$ 5,025.87	2.83%	\$ 20,552.87	\$ 20,691.42
MGS-P Customer 157	\$ 56,317.47	\$ 56,564.98	0.44%	\$ 7,445.42	\$ 7,706.20	3.50%	\$ 20,846.16	\$ 21,106.93	1.25%	\$ 56,564.98	\$ 56,825.75
MGS-P Customer 158	\$ 26,397.25	\$ 26,522.25	0.47%	\$ 3,844.68	\$ 4,061.72	5.65%	\$ 8,272.17	\$ 8,489.25	2.62%	\$ 26,522.25	\$ 26,739.33
MGS-P Customer 159	\$ 7,725.53	\$ 7,804.82	1.03%	\$ 2,436.83	\$ 2,576.25	5.72%	\$ 5,185.90	\$ 5,325.32	2.69%	\$ 7,804.82	\$ 7,944.24
MGS-P Customer 160	\$ 241,725.79	\$ 242,307.02	0.24%	\$ 17,236.43	\$ 17,615.99	2.20%	\$ 54,183.32	\$ 54,562.87	0.70%	\$ 242,307.02	\$ 242,686.57
MGS-P Customer 161	\$ 30,272.48	\$ 30,413.16	0.46%	\$ 4,234.12	\$ 4,395.34	3.81%	\$ 11,175.73	\$ 11,336.95	1.44%	\$ 30,413.16	\$ 30,574.38
MGS-P Customer 162	\$ 60,364.84	\$ 61,572.07	2.00%	\$ 54,823.71	\$ 60,481.59	10.32%	\$ 58,886.85	\$ 64,544.73	9.61%	\$ 61,572.07	\$ 67,229.95
MGS-P Customer 163	\$ 59,136.39	\$ 59,301.77	0.28%	\$ 5,029.96	\$ 5,261.42	4.60%	\$ 12,307.67	\$ 12,539.13	1.88%	\$ 59,301.77	\$ 59,533.23
MGS-P Customer 164	\$ 153,959.49	\$ 154,497.33	0.35%	\$ 16,229.72	\$ 16,663.72	2.67%	\$ 49,157.66	\$ 49,591.66	0.88%	\$ 154,497.33	\$ 154,931.33
MGS-P Customer 165	\$ 41,089.25	\$ 41,286.01	0.48%	\$ 5,956.10	\$ 6,201.34	4.12%	\$ 15,268.17	\$ 15,513.41	1.61%	\$ 41,286.01	\$ 41,531.25
MGS-P Customer 166	\$ 25,061.57	\$ 25,194.60	0.53%	\$ 4,077.92	\$ 4,297.83	5.39%	\$ 8,980.31	\$ 9,200.22	2.45%	\$ 25,194.60	\$ 25,414.51
MGS-P Customer 167	\$ 5,369.34	\$ 5,454.40	1.58%	\$ 2,682.00	\$ 2,887.97	7.68%	\$ 4,115.56	\$ 4,321.53	5.00%	\$ 5,454.40	\$ 5,660.37
MGS-P Customer 168	\$ 58,819.98	\$ 59,030.61	0.36%	\$ 6,358.12	\$ 6,605.69	3.89%	\$ 16,901.60	\$ 17,149.17	1.46%	\$ 59,030.61	\$ 59,278.18
MGS-P Customer 169	\$ 7,666.09	\$ 7,778.73	1.47%	\$ 3,522.40	\$ 3,746.27	6.36%	\$ 6,818.92	\$ 7,042.80	3.28%	\$ 7,778.73	\$ 8,002.61
MGS-P Customer 170	\$ 76,217.08	\$ 76,484.64	0.35%	\$ 8,027.99	\$ 8,295.83	3.34%	\$ 22,583.09	\$ 22,850.92	1.19%	\$ 76,484.64	\$ 76,752.47
MGS-P Customer 171	\$ 14,848.40	\$ 14,930.48	0.55%	\$ 2,515.16	\$ 2,655.53	5.58%	\$ 5,304.91	\$ 5,445.28	2.65%	\$ 14,930.48	\$ 15,070.85
MGS-P Customer 172	\$ 78,251.01	\$ 78,487.27	0.30%	\$ 7,115.45	\$ 7,373.13	3.62%	\$ 19,515.79	\$ 19,773.47	1.32%	\$ 78,487.27	\$ 78,744.95
MGS-P Customer 173	\$ 35,009.81	\$ 35,185.82	0.50%	\$ 5,341.25	\$ 5,576.49	4.40%	\$ 13,398.16	\$ 13,633.39	1.76%	\$ 35,185.82	\$ 35,421.05
MGS-P Customer 174	\$ 263,440.39	\$ 264,025.83	0.22%	\$ 17,376.75	\$ 17,763.01	2.22%	\$ 54,374.85	\$ 54,761.11	0.71%	\$ 264,025.83	\$ 264,412.09
MGS-P Customer 175	\$ 10,661.81	\$ 10,817.38	1.46%	\$ 5,178.19	\$ 5,521.27	6.63%	\$ 9,994.68	\$ 10,337.76	3.43%	\$ 10,817.38	\$ 11,160.46
MGS-P Customer 176	\$ 157,255.97	\$ 157,733.87	0.30%	\$ 14,211.81	\$ 14,554.68	2.41%	\$ 44,201.49	\$ 44,544.36	0.78%	\$ 157,733.87	\$ 158,076.74
MGS-P Customer 177	\$ 37,407.54	\$ 37,627.51	0.59%	\$ 6,632.42	\$ 6,883.33	3.78%	\$ 17,882.75	\$ 18,133.66	1.40%	\$ 37,627.51	\$ 37,878.42
MGS-P Customer 178	\$ 53,703.27	\$ 54,150.22	0.83%	\$ 13,824.58	\$ 14,294.66	3.40%	\$ 39,423.92	\$ 39,894.00	1.19%	\$ 54,150.22	\$ 54,620.30
MGS-P Customer 179	\$ 22,473.19	\$ 22,614.96	0.63%	\$ 4,271.42	\$ 4,433.10	3.79%	\$ 11,522.24	\$ 11,683.92	1.40%	\$ 22,614.96	\$ 22,776.64
MGS-P Customer 180	\$ 45,284.76	\$ 45,439.62	0.34%	\$ 4,721.68	\$ 4,950.00	4.84%	\$ 11,174.23	\$ 11,402.55	2.04%	\$ 45,439.62	\$ 45,667.94
MGS-P Customer 181	\$ 238,702.49	\$ 239,297.89	0.25%	\$ 17,862.40	\$ 18,303.49	2.47%	\$ 54,739.22	\$ 55,180.32	0.81%	\$ 239,297.89	\$ 239,738.99
MGS-P Customer 182	\$ 31,962.17	\$ 32,094.15	0.41%	\$ 4,048.94	\$ 4,268.50	5.42%	\$ 8,952.19	\$ 9,171.74	2.45%	\$ 32,094.15	\$ 32,313.70
MGS-P Customer 183	\$ 13,884.71	\$ 13,958.29	0.53%	\$ 2,269.55	\$ 2,406.94	6.05%	\$ 4,606.95	\$ 4,744.35	2.98%	\$ 13,958.29	\$ 14,095.69
MGS-P Customer 184	\$ 44,533.21	\$ 44,690.86	0.35%	\$ 4,802.65	\$ 5,031.36	4.76%	\$ 11,537.26	\$ 11,765.96	1.98%	\$ 44,690.86	\$ 44,919.56
MGS-P Customer 185	\$ 19,388.28	\$ 19,633.68	1.27%	\$ 9,025.97	\$ 9,719.77	7.69%	\$ 15,346.24	\$ 16,040.04	4.52%	\$ 19,633.68	\$ 20,327.48
MGS-P Customer 186	\$ 7,184.27	\$ 7,268.81	1.18%	\$ 2,591.70	\$ 2,733.00	5.45%	\$ 5,745.45	\$ 5,886.76	2.46%	\$ 7,268.81	\$ 7,410.12
MGS-P Customer 187	\$ 37,911.17	\$ 38,040.83	0.34%	\$ 3,915.57	\$ 4,072.93	4.02%	\$ 10,261.05	\$ 10,418.41	1.53%	\$ 38,040.83	\$ 38,198.19
MGS-P Customer 188	\$ 34,919.21	\$ 35,091.70	0.49%	\$ 5,226.35	\$ 5,460.18	4.47%	\$ 12,536.05	\$ 12,769.87	1.87%	\$ 35,091.70	\$ 35,325.52

Customer	Bundled 7/22 Prices	Bundled 8/23 Prices	Bundled % Difference	Distribution 8/23 Prices	Distribution 1/24 Prices	Distribution % Difference	Delivery 8/23 Prices	Delivery 1/24 Prices	Delivery % Difference	Bundled 8/23 Prices	Bundled 1/24 Prices
MGS-P Customer 189	\$ 78,050.70	\$ 78,332.41	0.36%	\$ 8,553.34	\$ 8,853.64	3.51%	\$ 23,952.05	\$ 24,252.36	1.25%	\$ 78,332.41	\$ 78,632.72
MGS-P Customer 190	\$ 33,127.04	\$ 33,281.42	0.47%	\$ 4,726.36	\$ 4,958.84	4.92%	\$ 11,205.68	\$ 11,438.16	2.07%	\$ 33,281.42	\$ 33,513.90
MGS-P Customer 191	\$ 101,596.33	\$ 101,866.91	0.27%	\$ 8,156.27	\$ 8,435.09	3.42%	\$ 22,819.31	\$ 23,098.14	1.22%	\$ 101,866.91	\$ 102,145.74
MGS-P Customer 192	\$ 107,816.75	\$ 108,027.25	0.20%	\$ 6,289.39	\$ 6,475.55	2.96%	\$ 18,380.55	\$ 18,566.71	1.01%	\$ 108,027.25	\$ 108,213.41
MGS-P Customer 193	\$ 53,286.33	\$ 53,508.55	0.42%	\$ 6,698.69	\$ 6,950.39	3.76%	\$ 18,089.33	\$ 18,341.04	1.39%	\$ 53,508.55	\$ 53,760.26
MGS-P Customer 194	\$ 30,272.42	\$ 30,428.51	0.52%	\$ 4,755.88	\$ 4,984.02	4.80%	\$ 11,347.12	\$ 11,575.26	2.01%	\$ 30,428.51	\$ 30,656.65
MGS-P Customer 195	\$ 16,490.60	\$ 16,607.51	0.71%	\$ 3,605.40	\$ 3,819.57	5.94%	\$ 7,400.14	\$ 7,614.31	2.89%	\$ 16,607.51	\$ 16,821.68
MGS-P Customer 196	\$ 155,679.23	\$ 156,236.11	0.36%	\$ 16,543.38	\$ 16,914.56	2.24%	\$ 52,781.79	\$ 53,152.97	0.70%	\$ 156,236.11	\$ 156,607.29
MGS-P Customer 197	\$ 143,199.01	\$ 143,676.08	0.33%	\$ 14,181.60	\$ 14,524.09	2.42%	\$ 43,889.62	\$ 44,232.11	0.78%	\$ 143,676.08	\$ 144,018.57
MGS-P Customer 198	\$ 4,761.83	\$ 4,820.96	1.24%	\$ 1,842.93	\$ 1,975.14	7.17%	\$ 3,052.16	\$ 3,184.37	4.33%	\$ 4,820.96	\$ 4,953.17
MGS-P Customer 199	\$ 97,717.02	\$ 98,293.09	0.59%	\$ 17,364.61	\$ 17,817.20	2.61%	\$ 52,770.45	\$ 53,223.05	0.86%	\$ 98,293.09	\$ 98,745.69

Total						199			199		
Number of customers w						194			177		
% of customers with imp (16.88% RY1, 8.91% R)						97%			89%		

**Stipulation
Attachment 18
Docket No. 2022-00152**

Customer	Bundled % Difference	Distribution 1/24 Prices	Distribution 8/24 Prices	Distribution % Difference	Delivery 1/24 Prices	Delivery 8/24 Prices	Delivery % Difference	Bundled 1/24 Prices	Bundled 8/24 Prices	Bundled % Difference	Distribution 8/24 Prices
MGS-P Customer 1	2.30%	\$ 4,447.93	\$ 4,773.27	7.31%	\$ 9,854.28	\$ 10,179.62	3.30%	\$ 9,854.28	\$ 10,179.62	3.30%	\$ 4,773.27
MGS-P Customer 2	0.57%	\$ 3,268.82	\$ 3,475.48	6.32%	\$ 7,668.45	\$ 7,875.11	2.69%	\$ 26,057.13	\$ 26,263.79	0.79%	\$ 3,475.48
MGS-P Customer 3	0.42%	\$ 3,934.09	\$ 4,135.83	5.13%	\$ 9,922.41	\$ 10,124.15	2.03%	\$ 37,185.49	\$ 37,387.23	0.54%	\$ 4,135.83
MGS-P Customer 4	0.42%	\$ 3,630.11	\$ 3,834.11	5.62%	\$ 8,889.41	\$ 9,093.41	2.29%	\$ 36,049.43	\$ 36,253.43	0.57%	\$ 3,834.11
MGS-P Customer 5	0.47%	\$ 4,119.44	\$ 4,319.85	4.86%	\$ 10,583.92	\$ 10,784.33	1.89%	\$ 33,878.85	\$ 34,079.26	0.59%	\$ 4,319.85
MGS-P Customer 6	0.58%	\$ 3,692.10	\$ 3,895.57	5.51%	\$ 9,082.61	\$ 9,286.08	2.24%	\$ 26,539.58	\$ 26,743.05	0.77%	\$ 3,895.57
MGS-P Customer 7	0.51%	\$ 3,396.57	\$ 3,602.24	6.06%	\$ 8,074.55	\$ 8,280.22	2.55%	\$ 29,173.34	\$ 29,379.01	0.70%	\$ 3,602.24
MGS-P Customer 8	0.69%	\$ 2,834.31	\$ 3,044.09	7.40%	\$ 6,138.30	\$ 6,348.08	3.42%	\$ 20,843.92	\$ 21,053.70	1.01%	\$ 3,044.09
MGS-P Customer 9	0.83%	\$ 4,157.89	\$ 4,485.22	7.87%	\$ 8,753.63	\$ 9,080.96	3.74%	\$ 26,479.58	\$ 26,806.91	1.24%	\$ 4,485.22
MGS-P Customer 10	0.76%	\$ 2,725.79	\$ 2,936.41	7.73%	\$ 5,788.53	\$ 5,999.14	3.64%	\$ 18,790.25	\$ 19,000.86	1.12%	\$ 2,936.41
MGS-P Customer 11	0.81%	\$ 2,952.78	\$ 3,161.67	7.07%	\$ 6,540.23	\$ 6,749.11	3.19%	\$ 17,907.29	\$ 18,116.17	1.17%	\$ 3,161.67
MGS-P Customer 12	1.02%	\$ 2,571.71	\$ 2,783.46	8.23%	\$ 5,270.14	\$ 5,481.89	4.02%	\$ 13,815.69	\$ 14,027.44	1.53%	\$ 2,783.46
MGS-P Customer 13	0.54%	\$ 3,079.18	\$ 3,287.28	6.76%	\$ 7,035.31	\$ 7,243.40	2.96%	\$ 27,012.83	\$ 27,220.92	0.77%	\$ 3,287.28
MGS-P Customer 14	0.60%	\$ 3,078.82	\$ 3,286.86	6.76%	\$ 7,010.60	\$ 7,218.65	2.97%	\$ 24,358.80	\$ 24,566.85	0.85%	\$ 3,286.86
MGS-P Customer 15	1.43%	\$ 3,340.62	\$ 3,673.93	9.98%	\$ 5,945.10	\$ 6,278.41	5.61%	\$ 14,758.60	\$ 15,091.91	2.26%	\$ 3,673.93
MGS-P Customer 16	1.48%	\$ 3,366.05	\$ 3,699.21	9.90%	\$ 6,053.04	\$ 6,386.20	5.50%	\$ 14,324.93	\$ 14,658.09	2.33%	\$ 3,699.21
MGS-P Customer 17	0.78%	\$ 2,340.23	\$ 2,553.62	9.12%	\$ 4,428.98	\$ 4,642.36	4.82%	\$ 17,577.99	\$ 17,791.37	1.21%	\$ 2,553.62
MGS-P Customer 18	1.53%	\$ 3,220.20	\$ 3,554.45	10.38%	\$ 5,561.52	\$ 5,895.77	6.01%	\$ 13,763.27	\$ 14,097.52	2.43%	\$ 3,554.45
MGS-P Customer 19	0.90%	\$ 2,561.78	\$ 2,773.58	8.27%	\$ 5,221.39	\$ 5,433.19	4.06%	\$ 15,528.54	\$ 15,740.34	1.36%	\$ 2,773.58
MGS-P Customer 20	1.02%	\$ 3,587.62	\$ 3,919.20	9.24%	\$ 6,833.10	\$ 7,164.68	4.85%	\$ 20,917.58	\$ 21,249.16	1.59%	\$ 3,919.20
MGS-P Customer 21	0.69%	\$ 2,836.57	\$ 3,046.36	7.40%	\$ 6,164.25	\$ 6,374.05	3.40%	\$ 20,833.99	\$ 21,043.79	1.01%	\$ 3,046.36
MGS-P Customer 22	0.72%	\$ 2,694.96	\$ 2,905.76	7.82%	\$ 5,659.31	\$ 5,870.11	3.72%	\$ 19,600.39	\$ 19,811.19	1.08%	\$ 2,905.76
MGS-P Customer 23	1.92%	\$ 2,097.82	\$ 2,313.00	10.26%	\$ 3,620.73	\$ 3,835.91	5.94%	\$ 7,082.92	\$ 7,298.10	3.04%	\$ 2,313.00
MGS-P Customer 24	0.79%	\$ 2,775.92	\$ 2,986.22	7.58%	\$ 5,991.32	\$ 6,201.62	3.51%	\$ 18,085.56	\$ 18,295.86	1.16%	\$ 2,986.22
MGS-P Customer 25	1.36%	\$ 3,291.47	\$ 3,625.18	10.14%	\$ 5,793.71	\$ 6,127.42	5.76%	\$ 15,519.49	\$ 15,853.20	2.15%	\$ 3,625.18
MGS-P Customer 26	0.48%	\$ 6,931.33	\$ 7,238.33	4.43%	\$ 18,292.32	\$ 18,599.32	1.68%	\$ 52,653.69	\$ 52,960.69	0.58%	\$ 7,238.33
MGS-P Customer 27	1.35%	\$ 3,142.26	\$ 3,477.02	10.65%	\$ 5,259.67	\$ 5,594.43	6.36%	\$ 15,492.10	\$ 15,826.86	2.16%	\$ 3,477.02
MGS-P Customer 28	1.70%	\$ 3,248.08	\$ 3,582.06	10.28%	\$ 5,622.31	\$ 5,956.28	5.94%	\$ 12,417.34	\$ 12,751.31	2.69%	\$ 3,582.06
MGS-P Customer 29	0.30%	\$ 4,851.74	\$ 5,046.70	4.02%	\$ 13,036.86	\$ 13,231.83	1.50%	\$ 55,774.78	\$ 55,969.75	0.35%	\$ 5,046.70
MGS-P Customer 30	3.90%	\$ 1,821.23	\$ 2,038.54	11.93%	\$ 2,726.02	\$ 2,943.33	7.97%	\$ 3,471.70	\$ 3,689.01	6.26%	\$ 2,038.54
MGS-P Customer 31	0.87%	\$ 3,024.59	\$ 3,232.96	6.89%	\$ 6,791.98	\$ 7,000.34	3.07%	\$ 16,749.26	\$ 16,957.62	1.24%	\$ 3,232.96
MGS-P Customer 32	1.14%	\$ 3,469.77	\$ 3,802.16	9.58%	\$ 6,396.31	\$ 6,728.69	5.20%	\$ 18,655.09	\$ 18,987.47	1.78%	\$ 3,802.16
MGS-P Customer 33	0.80%	\$ 3,347.63	\$ 3,553.66	6.15%	\$ 7,927.34	\$ 8,133.37	2.60%	\$ 18,817.01	\$ 19,023.04	1.09%	\$ 3,553.66
MGS-P Customer 34	0.44%	\$ 3,971.93	\$ 4,173.37	5.07%	\$ 10,043.00	\$ 10,244.44	2.01%	\$ 35,948.97	\$ 36,150.41	0.56%	\$ 4,173.37
MGS-P Customer 35	0.77%	\$ 4,237.81	\$ 4,564.52	7.71%	\$ 9,006.57	\$ 9,333.28	3.63%	\$ 28,517.66	\$ 28,844.37	1.15%	\$ 4,564.52
MGS-P Customer 36	0.58%	\$ 3,313.91	\$ 3,520.18	6.22%	\$ 7,791.35	\$ 7,997.62	2.65%	\$ 25,555.24	\$ 25,761.51	0.81%	\$ 3,520.18
MGS-P Customer 37	1.20%	\$ 2,030.35	\$ 2,246.18	10.63%	\$ 3,464.34	\$ 3,680.17	6.23%	\$ 11,199.99	\$ 11,415.82	1.93%	\$ 2,246.18
MGS-P Customer 38	2.38%	\$ 2,947.21	\$ 3,283.55	11.41%	\$ 4,672.58	\$ 5,008.92	7.20%	\$ 8,777.96	\$ 9,114.30	3.83%	\$ 3,283.55
MGS-P Customer 39	0.64%	\$ 2,847.71	\$ 3,057.48	7.37%	\$ 6,229.06	\$ 6,438.83	3.37%	\$ 22,596.53	\$ 22,806.30	0.93%	\$ 3,057.48
MGS-P Customer 40	0.76%	\$ 2,539.81	\$ 2,751.83	8.35%	\$ 5,172.56	\$ 5,384.59	4.10%	\$ 18,383.61	\$ 18,595.64	1.15%	\$ 2,751.83
MGS-P Customer 41	0.16%	\$ 2,260.08	\$ 2,601.36	15.10%	\$ 2,075.55	\$ 2,416.83	16.44%	\$ 119,214.36	\$ 119,555.64	0.29%	\$ 2,601.36
MGS-P Customer 42	0.88%	\$ 4,020.71	\$ 4,349.01	8.17%	\$ 8,264.50	\$ 8,592.80	3.97%	\$ 24,708.53	\$ 25,036.83	1.33%	\$ 4,349.01
MGS-P Customer 43	0.26%	\$ 6,123.77	\$ 6,309.40	3.03%	\$ 17,397.60	\$ 17,583.23	1.07%	\$ 71,324.91	\$ 71,510.54	0.26%	\$ 6,309.40
MGS-P Customer 44	0.73%	\$ 3,348.32	\$ 3,554.37	6.15%	\$ 7,935.11	\$ 8,141.16	2.60%	\$ 20,536.91	\$ 20,742.96	1.00%	\$ 3,554.37

Customer	Bundled % Difference	Distribution 1/24 Prices	Distribution 8/24 Prices	Distribution % Difference	Delivery 1/24 Prices	Delivery 8/24 Prices	Delivery % Difference	Bundled 1/24 Prices	Bundled 8/24 Prices	Bundled % Difference	Distribution 8/24 Prices
MGS-P Customer 45	1.11%	\$ 2,456.99	\$ 2,669.57	8.65%	\$ 4,865.94	\$ 5,078.52	4.37%	\$ 12,569.48	\$ 12,782.06	1.69%	\$ 2,669.57
MGS-P Customer 46	0.97%	\$ 2,147.54	\$ 2,362.39	10.00%	\$ 3,799.35	\$ 4,014.20	5.65%	\$ 14,037.83	\$ 14,252.68	1.53%	\$ 2,362.39
MGS-P Customer 47	3.35%	\$ 2,454.54	\$ 2,794.38	13.85%	\$ 2,920.58	\$ 3,260.42	11.64%	\$ 6,108.54	\$ 6,448.38	5.56%	\$ 2,794.38
MGS-P Customer 48	0.64%	\$ 2,813.50	\$ 3,023.50	7.46%	\$ 6,099.35	\$ 6,309.34	3.44%	\$ 22,446.48	\$ 22,656.47	0.94%	\$ 3,023.50
MGS-P Customer 49	0.75%	\$ 2,860.17	\$ 3,069.81	7.33%	\$ 6,259.43	\$ 6,469.07	3.35%	\$ 19,129.86	\$ 19,339.50	1.10%	\$ 3,069.81
MGS-P Customer 50	0.92%	\$ 2,549.27	\$ 2,761.18	8.31%	\$ 5,190.81	\$ 5,402.73	4.08%	\$ 15,223.05	\$ 15,434.97	1.39%	\$ 2,761.18
MGS-P Customer 51	0.71%	\$ 12,652.53	\$ 13,121.13	3.70%	\$ 34,230.80	\$ 34,699.40	1.37%	\$ 60,797.10	\$ 61,265.70	0.77%	\$ 13,121.13
MGS-P Customer 52	1.28%	\$ 3,818.51	\$ 4,148.32	8.64%	\$ 7,588.61	\$ 7,918.41	4.35%	\$ 16,962.69	\$ 17,292.49	1.94%	\$ 4,148.32
MGS-P Customer 53	0.91%	\$ 2,479.06	\$ 2,691.52	8.57%	\$ 4,959.12	\$ 5,171.57	4.28%	\$ 15,293.35	\$ 15,505.80	1.39%	\$ 2,691.52
MGS-P Customer 54	0.33%	\$ 4,675.66	\$ 4,871.95	4.20%	\$ 12,456.90	\$ 12,653.19	1.58%	\$ 49,449.19	\$ 49,645.48	0.40%	\$ 4,871.95
MGS-P Customer 55	0.34%	\$ 5,707.79	\$ 6,023.74	5.54%	\$ 14,023.33	\$ 14,339.27	2.25%	\$ 70,319.90	\$ 70,635.84	0.45%	\$ 6,023.74
MGS-P Customer 56	1.32%	\$ 4,008.87	\$ 4,349.67	8.50%	\$ 8,210.39	\$ 8,551.19	4.15%	\$ 17,122.96	\$ 17,463.76	1.99%	\$ 4,349.67
MGS-P Customer 57	0.36%	\$ 7,974.17	\$ 8,273.26	3.75%	\$ 21,714.89	\$ 22,013.98	1.38%	\$ 74,253.44	\$ 74,552.53	0.40%	\$ 8,273.26
MGS-P Customer 58	0.43%	\$ 5,720.68	\$ 6,036.64	5.52%	\$ 14,156.06	\$ 14,472.03	2.23%	\$ 55,085.31	\$ 55,401.28	0.57%	\$ 6,036.64
MGS-P Customer 59	1.47%	\$ 2,076.71	\$ 2,292.19	10.38%	\$ 3,616.17	\$ 3,831.64	5.96%	\$ 9,187.44	\$ 9,402.91	2.35%	\$ 2,292.19
MGS-P Customer 60	1.19%	\$ 1,919.43	\$ 2,136.06	11.29%	\$ 3,073.23	\$ 3,289.86	7.05%	\$ 11,205.15	\$ 11,421.78	1.93%	\$ 2,136.06
MGS-P Customer 61	0.76%	\$ 4,216.56	\$ 4,543.41	7.75%	\$ 8,928.84	\$ 9,255.69	3.66%	\$ 28,932.29	\$ 29,259.14	1.13%	\$ 4,543.41
MGS-P Customer 62	0.78%	\$ 4,281.93	\$ 4,608.30	7.62%	\$ 9,150.02	\$ 9,476.39	3.57%	\$ 28,319.24	\$ 28,645.61	1.15%	\$ 4,608.30
MGS-P Customer 63	0.68%	\$ 4,269.52	\$ 4,596.00	7.65%	\$ 9,112.36	\$ 9,438.84	3.58%	\$ 32,300.80	\$ 32,627.28	1.01%	\$ 4,596.00
MGS-P Customer 64	0.45%	\$ 3,393.25	\$ 3,598.93	6.06%	\$ 8,054.33	\$ 8,260.02	2.55%	\$ 33,001.63	\$ 33,207.32	0.62%	\$ 3,598.93
MGS-P Customer 65	0.64%	\$ 15,191.63	\$ 15,741.35	3.62%	\$ 42,137.95	\$ 42,687.67	1.30%	\$ 79,673.56	\$ 80,223.28	0.69%	\$ 15,741.35
MGS-P Customer 66	0.24%	\$ 11,055.49	\$ 11,332.25	2.50%	\$ 32,413.04	\$ 32,689.81	0.85%	\$ 125,035.17	\$ 125,311.94	0.22%	\$ 11,332.25
MGS-P Customer 67	0.26%	\$ 11,191.28	\$ 11,337.62	1.31%	\$ 33,712.65	\$ 33,858.99	0.43%	\$ 94,078.15	\$ 94,224.49	0.16%	\$ 11,337.62
MGS-P Customer 68	0.63%	\$ 3,955.25	\$ 4,284.08	8.31%	\$ 8,049.15	\$ 8,377.98	4.09%	\$ 34,305.00	\$ 34,633.83	0.96%	\$ 4,284.08
MGS-P Customer 69	1.10%	\$ 1,861.22	\$ 2,078.27	11.66%	\$ 2,866.72	\$ 3,083.77	7.57%	\$ 11,999.13	\$ 12,216.18	1.81%	\$ 2,078.27
MGS-P Customer 70	3.64%	\$ 2,635.17	\$ 2,973.75	12.85%	\$ 3,577.21	\$ 3,915.79	9.46%	\$ 5,696.80	\$ 6,035.38	5.94%	\$ 2,973.75
MGS-P Customer 71	9.47%	\$ 2,261.33	\$ 2,602.80	15.10%	\$ 2,261.33	\$ 2,602.80	15.10%	\$ 2,261.33	\$ 2,602.80	15.10%	\$ 2,602.80
MGS-P Customer 72	2.15%	\$ 3,047.07	\$ 3,382.45	11.01%	\$ 4,899.16	\$ 5,234.55	6.85%	\$ 9,756.17	\$ 10,091.56	3.44%	\$ 3,382.45
MGS-P Customer 73	6.20%	\$ 1,573.32	\$ 1,792.44	13.93%	\$ 1,867.10	\$ 2,086.22	11.74%	\$ 2,182.35	\$ 2,401.47	10.04%	\$ 1,792.44
MGS-P Customer 74	2.11%	\$ 1,844.37	\$ 2,061.54	11.77%	\$ 2,816.29	\$ 3,033.46	7.71%	\$ 6,312.76	\$ 6,529.93	3.44%	\$ 2,061.54
MGS-P Customer 75	3.73%	\$ 1,758.26	\$ 1,976.05	12.39%	\$ 2,516.94	\$ 2,734.73	8.65%	\$ 3,607.36	\$ 3,825.15	6.04%	\$ 1,976.05
MGS-P Customer 76	6.39%	\$ 1,576.36	\$ 1,795.46	13.90%	\$ 1,877.93	\$ 2,097.03	11.67%	\$ 2,121.65	\$ 2,340.75	10.33%	\$ 1,795.46
MGS-P Customer 77	0.39%	\$ 18,948.77	\$ 19,378.77	2.27%	\$ 56,290.73	\$ 56,720.74	0.76%	\$ 131,320.82	\$ 131,750.83	0.33%	\$ 19,378.77
MGS-P Customer 78	6.13%	\$ 18,335.14	\$ 20,672.18	12.75%	\$ 25,548.77	\$ 27,885.82	9.15%	\$ 25,823.00	\$ 28,160.05	9.05%	\$ 20,672.18
MGS-P Customer 79	0.39%	\$ 9,571.19	\$ 9,870.77	3.13%	\$ 27,526.50	\$ 27,826.07	1.09%	\$ 74,214.63	\$ 74,514.20	0.40%	\$ 9,870.77
MGS-P Customer 80	0.87%	\$ 5,463.83	\$ 5,781.94	5.82%	\$ 13,450.85	\$ 13,768.96	2.36%	\$ 27,162.49	\$ 27,480.60	1.17%	\$ 5,781.94
MGS-P Customer 81	2.10%	\$ 3,830.47	\$ 4,160.03	8.60%	\$ 7,560.39	\$ 7,889.95	4.36%	\$ 10,412.41	\$ 10,741.97	3.17%	\$ 4,160.03
MGS-P Customer 82	0.22%	\$ 15,991.85	\$ 16,251.13	1.62%	\$ 48,835.10	\$ 49,094.38	0.53%	\$ 169,908.88	\$ 170,168.16	0.15%	\$ 16,251.13
MGS-P Customer 83	1.14%	\$ 3,738.73	\$ 4,069.64	8.85%	\$ 7,314.90	\$ 7,645.81	4.52%	\$ 18,901.24	\$ 19,232.15	1.75%	\$ 4,069.64
MGS-P Customer 84	0.21%	\$ 12,450.17	\$ 12,788.93	2.72%	\$ 35,615.09	\$ 35,953.85	0.95%	\$ 173,828.42	\$ 174,167.18	0.19%	\$ 12,788.93
MGS-P Customer 85	0.25%	\$ 13,717.16	\$ 13,996.64	2.04%	\$ 41,299.97	\$ 41,579.44	0.68%	\$ 137,144.33	\$ 137,423.80	0.20%	\$ 13,996.64
MGS-P Customer 86	0.29%	\$ 8,963.10	\$ 9,331.92	4.11%	\$ 23,926.18	\$ 24,295.00	1.54%	\$ 108,664.12	\$ 109,032.94	0.34%	\$ 9,331.92
MGS-P Customer 87	2.37%	\$ 4,178.95	\$ 4,506.42	7.84%	\$ 9,014.58	\$ 9,342.06	3.63%	\$ 9,424.83	\$ 9,752.31	3.47%	\$ 4,506.42
MGS-P Customer 88	0.98%	\$ 5,617.29	\$ 5,962.06	6.14%	\$ 13,626.94	\$ 13,971.71	2.53%	\$ 25,782.31	\$ 26,127.08	1.34%	\$ 5,962.06
MGS-P Customer 89	0.27%	\$ 15,822.99	\$ 16,065.99	1.54%	\$ 49,500.50	\$ 49,743.50	0.49%	\$ 131,358.99	\$ 131,601.99	0.18%	\$ 16,065.99
MGS-P Customer 90	1.10%	\$ 3,724.80	\$ 4,055.33	8.87%	\$ 7,286.35	\$ 7,616.88	4.54%	\$ 19,613.11	\$ 19,943.64	1.69%	\$ 4,055.33
MGS-P Customer 91	0.96%	\$ 4,053.86	\$ 4,381.91	8.09%	\$ 8,378.35	\$ 8,706.41	3.92%	\$ 22,826.76	\$ 23,154.82	1.44%	\$ 4,381.91
MGS-P Customer 92	0.78%	\$ 2,715.53	\$ 2,925.86	7.75%	\$ 5,564.05	\$ 5,775.13	3.78%	\$ 18,234.36	\$ 18,444.69	1.15%	\$ 2,925.86

Customer	Bundled % Difference	Distribution 1/24 Prices	Distribution 8/24 Prices	Distribution % Difference	Delivery 1/24 Prices	Delivery 8/24 Prices	Delivery % Difference	Bundled 1/24 Prices	Bundled 8/24 Prices	Bundled % Difference	Distribution 8/24 Prices
MGS-P Customer 93	2.45%	\$ 3,651.40	\$ 3,982.37	9.06%	\$ 6,992.49	\$ 7,323.46	4.73%	\$ 8,884.70	\$ 9,215.67	3.73%	\$ 3,982.37
MGS-P Customer 94	0.44%	\$ 8,029.95	\$ 8,328.89	3.72%	\$ 22,067.29	\$ 22,366.23	1.35%	\$ 60,644.99	\$ 60,943.93	0.49%	\$ 8,328.89
MGS-P Customer 95	0.74%	\$ 10,308.56	\$ 10,804.57	4.81%	\$ 26,699.52	\$ 27,195.52	1.86%	\$ 55,268.00	\$ 55,764.00	0.90%	\$ 10,804.57
MGS-P Customer 96	0.40%	\$ 8,662.25	\$ 8,956.43	3.40%	\$ 24,166.64	\$ 24,460.81	1.22%	\$ 68,977.38	\$ 69,271.55	0.43%	\$ 8,956.43
MGS-P Customer 97	0.19%	\$ 16,108.97	\$ 16,440.37	2.06%	\$ 47,881.60	\$ 48,212.99	0.69%	\$ 218,111.61	\$ 218,443.00	0.15%	\$ 16,440.37
MGS-P Customer 98	1.11%	\$ 3,512.90	\$ 3,852.42	9.66%	\$ 6,457.94	\$ 6,797.46	5.26%	\$ 19,450.82	\$ 19,790.34	1.75%	\$ 3,852.42
MGS-P Customer 99	0.20%	\$ 12,570.62	\$ 12,843.70	2.17%	\$ 37,320.82	\$ 37,593.89	0.73%	\$ 161,959.63	\$ 162,232.70	0.17%	\$ 12,843.70
MGS-P Customer 100	0.46%	\$ 7,668.70	\$ 8,076.34	5.32%	\$ 19,210.51	\$ 19,618.16	2.12%	\$ 69,285.42	\$ 69,693.07	0.59%	\$ 8,076.34
MGS-P Customer 101	0.33%	\$ 6,441.68	\$ 6,625.03	2.85%	\$ 18,545.80	\$ 18,729.14	0.99%	\$ 56,732.72	\$ 56,916.06	0.32%	\$ 6,625.03
MGS-P Customer 102	1.06%	\$ 3,764.38	\$ 4,094.56	8.77%	\$ 7,386.50	\$ 7,716.68	4.47%	\$ 20,290.18	\$ 20,620.36	1.63%	\$ 4,094.56
MGS-P Customer 103	0.49%	\$ 3,745.56	\$ 3,948.61	5.42%	\$ 9,241.95	\$ 9,445.00	2.20%	\$ 31,477.66	\$ 31,680.71	0.65%	\$ 3,948.61
MGS-P Customer 104	0.78%	\$ 10,656.08	\$ 11,202.78	5.13%	\$ 27,116.30	\$ 27,663.00	2.02%	\$ 56,150.70	\$ 56,697.40	0.97%	\$ 11,202.78
MGS-P Customer 105	0.61%	\$ 2,704.47	\$ 2,915.28	7.79%	\$ 5,729.50	\$ 5,940.30	3.68%	\$ 23,319.07	\$ 23,529.87	0.90%	\$ 2,915.28
MGS-P Customer 106	0.25%	\$ 10,242.93	\$ 10,525.35	2.76%	\$ 29,458.35	\$ 29,740.77	0.96%	\$ 118,062.97	\$ 118,345.39	0.24%	\$ 10,525.35
MGS-P Customer 107	0.36%	\$ 8,021.90	\$ 8,321.00	3.73%	\$ 21,889.83	\$ 22,188.92	1.37%	\$ 72,876.56	\$ 73,175.65	0.41%	\$ 8,321.00
MGS-P Customer 108	0.43%	\$ 6,028.55	\$ 6,213.91	3.07%	\$ 16,598.06	\$ 16,783.42	1.12%	\$ 42,204.55	\$ 42,389.91	0.44%	\$ 6,213.91
MGS-P Customer 109	0.29%	\$ 19,957.78	\$ 20,303.06	1.73%	\$ 61,013.95	\$ 61,359.24	0.57%	\$ 162,480.09	\$ 162,825.38	0.21%	\$ 20,303.06
MGS-P Customer 110	0.73%	\$ 1,531.62	\$ 1,751.04	14.33%	\$ 1,695.85	\$ 1,915.27	12.94%	\$ 17,532.79	\$ 17,752.21	1.25%	\$ 1,751.04
MGS-P Customer 111	0.41%	\$ 6,068.44	\$ 6,381.72	5.16%	\$ 15,275.87	\$ 15,589.15	2.05%	\$ 58,481.25	\$ 58,794.53	0.54%	\$ 6,381.72
MGS-P Customer 112	0.52%	\$ 5,957.79	\$ 6,271.67	5.27%	\$ 14,802.69	\$ 15,116.57	2.12%	\$ 45,962.39	\$ 46,276.27	0.68%	\$ 6,271.67
MGS-P Customer 113	0.21%	\$ 10,746.45	\$ 11,025.14	2.59%	\$ 31,140.54	\$ 31,419.23	0.89%	\$ 138,914.03	\$ 139,192.72	0.20%	\$ 11,025.14
MGS-P Customer 114	0.46%	\$ 3,290.46	\$ 3,496.94	6.28%	\$ 7,721.85	\$ 7,928.34	2.67%	\$ 32,032.59	\$ 32,239.08	0.64%	\$ 3,496.94
MGS-P Customer 115	0.32%	\$ 11,836.24	\$ 12,175.72	2.87%	\$ 33,912.21	\$ 34,251.69	1.00%	\$ 109,216.54	\$ 109,556.02	0.31%	\$ 12,175.72
MGS-P Customer 116	0.49%	\$ 6,676.27	\$ 6,985.34	4.63%	\$ 17,521.93	\$ 17,831.00	1.76%	\$ 51,298.27	\$ 51,607.34	0.60%	\$ 6,985.34
MGS-P Customer 117	0.27%	\$ 8,886.60	\$ 9,179.40	3.29%	\$ 25,036.63	\$ 25,329.43	1.17%	\$ 100,862.00	\$ 101,154.80	0.29%	\$ 9,179.40
MGS-P Customer 118	1.54%	\$ 2,270.29	\$ 2,484.08	9.42%	\$ 4,144.42	\$ 4,358.21	5.16%	\$ 8,955.01	\$ 9,168.80	2.39%	\$ 2,484.08
MGS-P Customer 119	0.52%	\$ 2,869.06	\$ 3,078.65	7.31%	\$ 6,282.32	\$ 6,491.91	3.34%	\$ 27,610.78	\$ 27,820.37	0.76%	\$ 3,078.65
MGS-P Customer 120	0.32%	\$ 9,998.68	\$ 10,282.86	2.84%	\$ 28,642.53	\$ 28,926.71	0.99%	\$ 90,584.86	\$ 90,869.04	0.31%	\$ 10,282.86
MGS-P Customer 121	0.39%	\$ 22,294.44	\$ 23,077.61	3.51%	\$ 61,983.21	\$ 62,766.38	1.26%	\$ 190,838.35	\$ 191,621.52	0.41%	\$ 23,077.61
MGS-P Customer 122	1.15%	\$ 4,668.07	\$ 4,990.88	6.92%	\$ 10,111.73	\$ 10,434.55	3.19%	\$ 19,778.44	\$ 20,101.26	1.63%	\$ 4,990.88
MGS-P Customer 123	0.59%	\$ 12,168.58	\$ 12,615.33	3.67%	\$ 33,608.40	\$ 34,055.15	1.33%	\$ 69,203.82	\$ 69,650.57	0.65%	\$ 12,615.33
MGS-P Customer 124	0.39%	\$ 8,807.73	\$ 9,101.01	3.33%	\$ 24,729.63	\$ 25,022.91	1.19%	\$ 70,572.21	\$ 70,865.49	0.42%	\$ 9,101.01
MGS-P Customer 125	1.45%	\$ 3,103.93	\$ 3,439.02	10.80%	\$ 5,153.62	\$ 5,488.72	6.50%	\$ 14,340.42	\$ 14,675.52	2.34%	\$ 3,439.02
MGS-P Customer 126	0.47%	\$ 5,441.99	\$ 5,759.86	5.84%	\$ 13,125.30	\$ 13,443.17	2.42%	\$ 50,169.58	\$ 50,487.45	0.63%	\$ 5,759.86
MGS-P Customer 127	0.23%	\$ 11,600.34	\$ 11,873.08	2.35%	\$ 34,261.68	\$ 34,534.41	0.80%	\$ 133,876.74	\$ 134,149.47	0.20%	\$ 11,873.08
MGS-P Customer 128	0.21%	\$ 11,142.45	\$ 11,418.20	2.47%	\$ 32,486.40	\$ 32,762.15	0.85%	\$ 141,349.97	\$ 141,625.72	0.20%	\$ 11,418.20
MGS-P Customer 129	0.39%	\$ 5,476.84	\$ 5,666.51	3.46%	\$ 14,831.95	\$ 15,021.62	1.28%	\$ 44,757.60	\$ 44,947.27	0.42%	\$ 5,666.51
MGS-P Customer 130	0.30%	\$ 5,538.76	\$ 5,728.90	3.43%	\$ 15,517.80	\$ 15,707.94	1.23%	\$ 57,681.09	\$ 57,871.23	0.33%	\$ 5,728.90
MGS-P Customer 131	0.60%	\$ 2,739.92	\$ 2,950.43	7.68%	\$ 5,829.33	\$ 6,039.84	3.61%	\$ 23,777.87	\$ 23,988.38	0.89%	\$ 2,950.43
MGS-P Customer 132	0.70%	\$ 4,032.54	\$ 4,360.77	8.14%	\$ 8,308.31	\$ 8,636.55	3.95%	\$ 31,330.15	\$ 31,658.39	1.05%	\$ 4,360.77
MGS-P Customer 133	0.59%	\$ 4,825.41	\$ 5,147.97	6.68%	\$ 11,105.22	\$ 11,427.78	2.90%	\$ 38,739.89	\$ 39,062.45	0.83%	\$ 5,147.97
MGS-P Customer 134	0.63%	\$ 9,219.48	\$ 9,605.16	4.18%	\$ 24,688.72	\$ 25,074.40	1.56%	\$ 52,317.67	\$ 52,703.35	0.74%	\$ 9,605.16
MGS-P Customer 135	1.02%	\$ 4,935.22	\$ 5,368.33	8.78%	\$ 9,844.88	\$ 10,277.99	4.40%	\$ 28,247.11	\$ 28,680.22	1.53%	\$ 5,368.33
MGS-P Customer 136	0.67%	\$ 5,101.08	\$ 5,473.12	7.29%	\$ 11,177.64	\$ 11,549.67	3.33%	\$ 38,738.04	\$ 39,110.07	0.96%	\$ 5,473.12
MGS-P Customer 137	0.26%	\$ 17,308.55	\$ 17,642.42	1.93%	\$ 52,073.88	\$ 52,407.76	0.64%	\$ 167,937.24	\$ 168,271.12	0.20%	\$ 17,642.42
MGS-P Customer 138	0.42%	\$ 6,646.01	\$ 6,955.13	4.65%	\$ 17,306.42	\$ 17,615.54	1.79%	\$ 59,264.04	\$ 59,573.16	0.52%	\$ 6,955.13
MGS-P Customer 139	0.30%	\$ 11,935.73	\$ 12,345.08	3.43%	\$ 32,972.09	\$ 33,381.45	1.24%	\$ 129,330.64	\$ 129,740.00	0.32%	\$ 12,345.08
MGS-P Customer 140	1.01%	\$ 4,901.04	\$ 5,257.69	7.28%	\$ 10,740.50	\$ 11,103.15	3.32%	\$ 24,485.56	\$ 24,842.21	1.46%	\$ 5,257.69

Customer	Bundled % Difference	Distribution 1/24 Prices	Distribution 8/24 Prices	Distribution % Difference	Delivery 1/24 Prices	Delivery 8/24 Prices	Delivery % Difference	Bundled 1/24 Prices	Bundled 8/24 Prices	Bundled % Difference	Distribution 8/24 Prices
MGS-P Customer 141	0.23%	\$ 13,144.63	\$ 13,405.94	1.99%	\$ 39,531.70	\$ 39,793.02	0.66%	\$ 140,517.93	\$ 140,779.25	0.19%	\$ 13,405.94
MGS-P Customer 142	0.18%	\$ 13,354.64	\$ 13,739.68	2.88%	\$ 38,036.52	\$ 38,421.55	1.01%	\$ 214,051.20	\$ 214,436.23	0.18%	\$ 13,739.68
MGS-P Customer 143	2.77%	\$ 12,540.17	\$ 14,020.22	11.80%	\$ 19,334.83	\$ 20,814.88	7.65%	\$ 35,381.29	\$ 36,861.34	4.18%	\$ 14,020.22
MGS-P Customer 144	0.81%	\$ 4,176.53	\$ 4,503.81	7.84%	\$ 8,864.63	\$ 9,191.91	3.69%	\$ 27,142.25	\$ 27,469.53	1.21%	\$ 4,503.81
MGS-P Customer 145	0.36%	\$ 5,543.28	\$ 5,733.28	3.43%	\$ 15,487.31	\$ 15,677.31	1.23%	\$ 49,451.04	\$ 49,641.04	0.38%	\$ 5,733.28
MGS-P Customer 146	0.72%	\$ 6,784.96	\$ 7,093.12	4.54%	\$ 17,856.93	\$ 18,165.09	1.73%	\$ 34,735.96	\$ 35,044.12	0.89%	\$ 7,093.12
MGS-P Customer 147	0.30%	\$ 10,000.42	\$ 10,285.09	2.85%	\$ 28,908.14	\$ 29,192.81	0.98%	\$ 95,478.15	\$ 95,762.82	0.30%	\$ 10,285.09
MGS-P Customer 148	7.65%	\$ 1,489.59	\$ 1,709.31	14.75%	\$ 1,572.50	\$ 1,792.22	13.97%	\$ 1,778.17	\$ 1,997.89	12.36%	\$ 1,709.31
MGS-P Customer 149	0.59%	\$ 6,610.18	\$ 6,919.26	4.68%	\$ 17,051.33	\$ 17,360.41	1.81%	\$ 42,075.07	\$ 42,384.15	0.73%	\$ 6,919.26
MGS-P Customer 150	0.71%	\$ 4,996.44	\$ 5,339.52	6.87%	\$ 11,317.02	\$ 11,660.10	3.03%	\$ 34,085.20	\$ 34,428.28	1.01%	\$ 5,339.52
MGS-P Customer 151	0.39%	\$ 4,089.48	\$ 4,290.13	4.91%	\$ 10,477.72	\$ 10,678.37	1.92%	\$ 40,334.82	\$ 40,535.47	0.50%	\$ 4,290.13
MGS-P Customer 152	0.41%	\$ 7,721.06	\$ 8,022.40	3.90%	\$ 21,069.77	\$ 21,371.11	1.43%	\$ 63,461.59	\$ 63,762.93	0.47%	\$ 8,022.40
MGS-P Customer 153	0.50%	\$ 3,005.63	\$ 3,214.23	6.94%	\$ 6,758.65	\$ 6,967.25	3.09%	\$ 28,970.68	\$ 29,179.28	0.72%	\$ 3,214.23
MGS-P Customer 154	1.45%	\$ 2,931.70	\$ 3,140.74	7.13%	\$ 6,482.61	\$ 6,691.66	3.22%	\$ 10,081.92	\$ 10,290.97	2.07%	\$ 3,140.74
MGS-P Customer 155	0.32%	\$ 8,936.69	\$ 9,228.27	3.26%	\$ 24,776.60	\$ 25,068.19	1.18%	\$ 87,301.68	\$ 87,593.27	0.33%	\$ 9,228.27
MGS-P Customer 156	0.67%	\$ 2,503.56	\$ 2,715.81	8.48%	\$ 5,025.87	\$ 5,238.13	4.22%	\$ 20,691.42	\$ 20,903.68	1.03%	\$ 2,715.81
MGS-P Customer 157	0.46%	\$ 7,706.20	\$ 8,007.79	3.91%	\$ 21,106.93	\$ 21,408.53	1.43%	\$ 56,825.75	\$ 57,127.35	0.53%	\$ 8,007.79
MGS-P Customer 158	0.82%	\$ 4,061.76	\$ 4,389.92	8.08%	\$ 8,489.25	\$ 8,817.41	3.87%	\$ 26,739.33	\$ 27,067.49	1.23%	\$ 4,389.92
MGS-P Customer 159	1.79%	\$ 2,576.25	\$ 2,788.03	8.22%	\$ 5,325.32	\$ 5,537.10	3.98%	\$ 7,944.24	\$ 8,156.02	2.67%	\$ 2,788.03
MGS-P Customer 160	0.16%	\$ 17,615.99	\$ 17,844.07	1.29%	\$ 54,562.87	\$ 54,790.95	0.42%	\$ 242,686.57	\$ 242,914.65	0.09%	\$ 17,844.07
MGS-P Customer 161	0.53%	\$ 4,395.34	\$ 4,593.35	4.50%	\$ 11,336.95	\$ 11,534.95	1.75%	\$ 30,574.38	\$ 30,772.38	0.65%	\$ 4,593.35
MGS-P Customer 162	9.19%	\$ 60,481.59	\$ 69,520.14	14.94%	\$ 64,544.73	\$ 73,583.28	14.00%	\$ 67,229.95	\$ 76,268.50	13.44%	\$ 69,520.14
MGS-P Customer 163	0.39%	\$ 5,261.42	\$ 5,580.71	6.07%	\$ 12,539.13	\$ 12,858.42	2.55%	\$ 59,533.23	\$ 59,852.52	0.54%	\$ 5,580.71
MGS-P Customer 164	0.28%	\$ 16,663.72	\$ 17,025.08	2.17%	\$ 49,591.66	\$ 49,953.02	0.73%	\$ 154,931.33	\$ 155,292.69	0.23%	\$ 17,025.08
MGS-P Customer 165	0.59%	\$ 6,201.34	\$ 6,518.14	5.11%	\$ 15,513.41	\$ 15,830.22	2.04%	\$ 41,531.25	\$ 41,848.06	0.76%	\$ 6,518.14
MGS-P Customer 166	0.87%	\$ 4,297.83	\$ 4,624.06	7.59%	\$ 9,200.22	\$ 9,526.45	3.55%	\$ 25,414.51	\$ 25,740.74	1.28%	\$ 4,624.06
MGS-P Customer 167	3.78%	\$ 2,887.97	\$ 3,230.31	11.85%	\$ 4,321.53	\$ 4,663.86	7.92%	\$ 5,660.37	\$ 6,002.70	6.05%	\$ 3,230.31
MGS-P Customer 168	0.42%	\$ 6,605.69	\$ 6,915.07	4.68%	\$ 17,149.17	\$ 17,458.55	1.80%	\$ 59,278.18	\$ 59,587.56	0.52%	\$ 6,915.07
MGS-P Customer 169	2.88%	\$ 3,746.27	\$ 4,096.87	9.36%	\$ 7,042.80	\$ 7,393.39	4.98%	\$ 8,002.61	\$ 8,353.20	4.38%	\$ 4,096.87
MGS-P Customer 170	0.35%	\$ 8,295.83	\$ 8,592.61	3.58%	\$ 22,850.92	\$ 23,147.71	1.30%	\$ 76,752.47	\$ 77,049.26	0.39%	\$ 8,592.61
MGS-P Customer 171	0.94%	\$ 2,655.53	\$ 2,866.46	7.94%	\$ 5,445.28	\$ 5,656.21	3.87%	\$ 15,070.85	\$ 15,281.78	1.40%	\$ 2,866.46
MGS-P Customer 172	0.33%	\$ 7,373.13	\$ 7,678.67	4.14%	\$ 19,773.47	\$ 20,079.01	1.55%	\$ 78,744.95	\$ 79,050.49	0.39%	\$ 7,678.67
MGS-P Customer 173	0.67%	\$ 5,576.49	\$ 5,893.41	5.68%	\$ 13,633.39	\$ 13,950.32	2.32%	\$ 35,421.05	\$ 35,737.98	0.89%	\$ 5,893.41
MGS-P Customer 174	0.15%	\$ 17,763.01	\$ 17,999.24	1.33%	\$ 54,761.11	\$ 54,997.35	0.43%	\$ 264,412.09	\$ 264,648.33	0.09%	\$ 17,999.24
MGS-P Customer 175	3.17%	\$ 5,521.27	\$ 6,046.42	9.51%	\$ 10,337.76	\$ 10,862.90	5.08%	\$ 11,160.46	\$ 11,685.60	4.71%	\$ 6,046.42
MGS-P Customer 176	0.22%	\$ 14,554.68	\$ 14,805.98	1.73%	\$ 44,544.36	\$ 44,795.66	0.56%	\$ 158,076.74	\$ 158,328.04	0.16%	\$ 14,805.98
MGS-P Customer 177	0.67%	\$ 6,883.33	\$ 7,190.65	4.46%	\$ 18,133.66	\$ 18,440.98	1.69%	\$ 37,878.42	\$ 38,185.74	0.81%	\$ 7,190.65
MGS-P Customer 178	0.87%	\$ 14,294.66	\$ 14,797.23	3.52%	\$ 39,894.00	\$ 40,396.57	1.26%	\$ 54,620.30	\$ 55,122.87	0.92%	\$ 14,797.23
MGS-P Customer 179	0.71%	\$ 4,433.10	\$ 4,631.21	4.47%	\$ 11,683.92	\$ 11,882.03	1.70%	\$ 22,776.64	\$ 22,974.75	0.87%	\$ 4,631.21
MGS-P Customer 180	0.50%	\$ 4,950.00	\$ 5,272.59	6.52%	\$ 11,402.55	\$ 11,725.14	2.83%	\$ 45,667.94	\$ 45,990.53	0.71%	\$ 5,272.59
MGS-P Customer 181	0.18%	\$ 18,303.49	\$ 18,628.22	1.77%	\$ 55,180.32	\$ 55,505.05	0.59%	\$ 239,738.99	\$ 240,063.72	0.14%	\$ 18,628.22
MGS-P Customer 182	0.68%	\$ 4,268.50	\$ 4,595.10	7.65%	\$ 9,171.74	\$ 9,498.35	3.56%	\$ 32,313.70	\$ 32,640.31	1.01%	\$ 4,595.10
MGS-P Customer 183	0.98%	\$ 2,406.94	\$ 2,619.98	8.85%	\$ 4,744.35	\$ 4,957.39	4.49%	\$ 14,095.69	\$ 14,308.73	1.51%	\$ 2,619.98
MGS-P Customer 184	0.51%	\$ 5,031.36	\$ 5,352.33	6.38%	\$ 11,765.96	\$ 12,086.93	2.73%	\$ 44,919.56	\$ 45,240.53	0.71%	\$ 5,352.33
MGS-P Customer 185	3.53%	\$ 9,719.77	\$ 10,789.33	11.00%	\$ 16,040.04	\$ 17,109.59	6.67%	\$ 20,327.48	\$ 21,397.03	5.26%	\$ 10,789.33
MGS-P Customer 186	1.94%	\$ 2,733.00	\$ 2,943.67	7.71%	\$ 5,886.76	\$ 6,097.42	3.58%	\$ 7,410.12	\$ 7,620.78	2.84%	\$ 2,943.67
MGS-P Customer 187	0.41%	\$ 4,072.93	\$ 4,273.69	4.93%	\$ 10,418.41	\$ 10,619.16	1.93%	\$ 38,198.19	\$ 38,398.94	0.53%	\$ 4,273.69
MGS-P Customer 188	0.67%	\$ 5,460.18	\$ 5,777.09	5.80%	\$ 12,769.85	\$ 13,086.79	2.48%	\$ 35,325.52	\$ 35,642.44	0.90%	\$ 5,777.09

Customer	Bundled % Difference	Distribution 1/24 Prices	Distribution 8/24 Prices	Distribution % Difference	Delivery 1/24 Prices	Delivery 8/24 Prices	Delivery % Difference	Bundled 1/24 Prices	Bundled 8/24 Prices	Bundled % Difference	Distribution 8/24 Prices
MGS-P Customer 189	0.38%	\$ 8,853.64	\$ 9,196.13	3.87%	\$ 24,252.36	\$ 24,594.85	1.41%	\$ 78,632.72	\$ 78,975.21	0.44%	\$ 9,196.13
MGS-P Customer 190	0.70%	\$ 4,958.84	\$ 5,289.32	6.66%	\$ 11,438.16	\$ 11,768.64	2.89%	\$ 33,513.90	\$ 33,844.38	0.99%	\$ 5,289.32
MGS-P Customer 191	0.27%	\$ 8,435.09	\$ 8,748.86	3.72%	\$ 23,098.14	\$ 23,411.90	1.36%	\$ 102,145.74	\$ 102,459.50	0.31%	\$ 8,748.86
MGS-P Customer 192	0.17%	\$ 6,475.55	\$ 6,658.63	2.83%	\$ 18,566.71	\$ 18,749.78	0.99%	\$ 108,213.41	\$ 108,396.48	0.17%	\$ 6,658.63
MGS-P Customer 193	0.47%	\$ 6,950.39	\$ 7,257.23	4.41%	\$ 18,341.04	\$ 18,647.87	1.67%	\$ 53,760.26	\$ 54,067.09	0.57%	\$ 7,257.23
MGS-P Customer 194	0.75%	\$ 4,984.02	\$ 5,305.24	6.44%	\$ 11,575.26	\$ 11,896.48	2.78%	\$ 30,656.65	\$ 30,977.87	1.05%	\$ 5,305.24
MGS-P Customer 195	1.29%	\$ 3,819.57	\$ 4,149.40	8.64%	\$ 7,614.31	\$ 7,944.14	4.33%	\$ 16,821.68	\$ 17,151.51	1.96%	\$ 4,149.40
MGS-P Customer 196	0.24%	\$ 16,914.56	\$ 17,149.41	1.39%	\$ 53,152.97	\$ 53,387.82	0.44%	\$ 156,607.29	\$ 156,842.14	0.15%	\$ 17,149.41
MGS-P Customer 197	0.24%	\$ 14,524.09	\$ 14,775.19	1.73%	\$ 44,232.11	\$ 44,483.21	0.57%	\$ 144,018.57	\$ 144,269.67	0.17%	\$ 14,775.19
MGS-P Customer 198	2.74%	\$ 1,975.14	\$ 2,191.20	10.94%	\$ 3,184.37	\$ 3,400.42	6.78%	\$ 4,953.17	\$ 5,169.22	4.36%	\$ 2,191.20
MGS-P Customer 199	0.46%	\$ 17,817.20	\$ 18,178.70	2.03%	\$ 53,223.05	\$ 53,584.54	0.68%	\$ 98,745.69	\$ 99,107.18	0.37%	\$ 18,178.70
Total				199			199				
Number of customers w				121			130				
% of customers with imp (16.88% RY1, 8.91% R)				61%			65%				

Stipulation
Attachment 18
Docket No. 2022-00152

Customer	Distribution 1/25 Prices	Distribution % Difference	Delivery 8/24 Prices	Delivery 1/25 Prices	Delivery % Difference	Bundled 8/24 Prices	Bundled 1/25 Prices	Bundled % Difference	Distribution 1/25 Prices	Distribution 8/25 Prices	Distribution % Difference
MGS-P Customer 1	\$ 5,095.29	6.75%	\$ 10,179.62	\$ 10,501.64	3.16%	\$ 10,179.62	\$ 10,501.64	3.16%	\$ 5,095.29	\$ 5,114.85	0.38%
MGS-P Customer 2	\$ 3,690.00	6.17%	\$ 7,875.11	\$ 8,089.63	2.72%	\$ 26,263.79	\$ 26,478.31	0.82%	\$ 3,690.00	\$ 3,662.14	-0.76%
MGS-P Customer 3	\$ 4,376.53	5.82%	\$ 10,124.15	\$ 10,364.85	2.38%	\$ 37,387.23	\$ 37,627.93	0.64%	\$ 4,376.53	\$ 4,280.05	-2.20%
MGS-P Customer 4	\$ 4,063.95	5.99%	\$ 9,093.41	\$ 9,323.25	2.53%	\$ 36,253.43	\$ 36,483.27	0.63%	\$ 4,063.95	\$ 3,998.70	-1.61%
MGS-P Customer 5	\$ 4,576.20	5.93%	\$ 10,784.33	\$ 11,040.67	2.38%	\$ 34,079.26	\$ 34,335.60	0.75%	\$ 4,576.20	\$ 4,459.60	-2.55%
MGS-P Customer 6	\$ 4,115.92	5.66%	\$ 9,286.08	\$ 9,506.43	2.37%	\$ 26,743.05	\$ 26,963.40	0.82%	\$ 4,115.92	\$ 4,045.71	-1.71%
MGS-P Customer 7	\$ 3,812.80	5.85%	\$ 8,280.22	\$ 8,490.78	2.54%	\$ 29,379.01	\$ 29,589.57	0.72%	\$ 3,812.80	\$ 3,772.85	-1.05%
MGS-P Customer 8	\$ 3,221.96	5.84%	\$ 6,348.08	\$ 6,525.95	2.80%	\$ 21,053.70	\$ 21,231.57	0.84%	\$ 3,221.96	\$ 3,241.27	0.60%
MGS-P Customer 9	\$ 4,765.83	6.26%	\$ 9,080.96	\$ 9,361.57	3.09%	\$ 26,806.91	\$ 27,087.52	1.05%	\$ 4,765.83	\$ 4,818.90	1.11%
MGS-P Customer 10	\$ 3,116.26	6.12%	\$ 5,999.14	\$ 6,178.99	3.00%	\$ 19,000.86	\$ 19,180.71	0.95%	\$ 3,116.26	\$ 3,146.01	0.95%
MGS-P Customer 11	\$ 3,341.63	5.69%	\$ 6,749.11	\$ 6,929.07	2.67%	\$ 18,116.17	\$ 18,296.13	0.99%	\$ 3,341.63	\$ 3,349.02	0.22%
MGS-P Customer 12	\$ 2,957.20	6.24%	\$ 5,481.89	\$ 5,655.64	3.17%	\$ 14,027.44	\$ 14,201.19	1.24%	\$ 2,957.20	\$ 3,002.85	1.54%
MGS-P Customer 13	\$ 3,499.99	6.47%	\$ 7,243.40	\$ 7,456.12	2.94%	\$ 27,220.92	\$ 27,433.64	0.78%	\$ 3,499.99	\$ 3,491.02	-0.26%
MGS-P Customer 14	\$ 3,489.70	6.17%	\$ 7,218.65	\$ 7,421.49	2.81%	\$ 24,566.85	\$ 24,769.69	0.83%	\$ 3,489.70	\$ 3,481.95	-0.22%
MGS-P Customer 15	\$ 3,909.35	6.41%	\$ 6,278.41	\$ 6,513.82	3.75%	\$ 15,091.91	\$ 15,327.32	1.56%	\$ 3,909.35	\$ 4,048.28	3.55%
MGS-P Customer 16	\$ 3,942.92	6.59%	\$ 6,386.20	\$ 6,629.91	3.82%	\$ 14,658.09	\$ 14,901.80	1.66%	\$ 3,942.92	\$ 4,078.35	3.43%
MGS-P Customer 17	\$ 2,702.24	5.82%	\$ 4,642.36	\$ 4,790.99	3.20%	\$ 17,791.37	\$ 17,940.00	0.84%	\$ 2,702.24	\$ 2,773.68	2.64%
MGS-P Customer 18	\$ 3,794.41	6.75%	\$ 5,895.77	\$ 6,135.73	4.07%	\$ 14,097.52	\$ 14,337.48	1.70%	\$ 3,794.41	\$ 3,944.65	3.96%
MGS-P Customer 19	\$ 2,942.60	6.09%	\$ 5,433.19	\$ 5,602.21	3.11%	\$ 15,740.34	\$ 15,909.36	1.07%	\$ 2,942.60	\$ 2,989.79	1.60%
MGS-P Customer 20	\$ 4,183.73	6.75%	\$ 7,164.68	\$ 7,429.21	3.69%	\$ 21,249.16	\$ 21,513.69	1.24%	\$ 4,183.73	\$ 4,294.86	2.66%
MGS-P Customer 21	\$ 3,230.83	6.06%	\$ 6,374.05	\$ 6,558.52	2.89%	\$ 21,043.79	\$ 21,228.26	0.88%	\$ 3,230.83	\$ 3,249.12	0.57%
MGS-P Customer 22	\$ 3,076.31	5.87%	\$ 5,870.11	\$ 6,040.66	2.91%	\$ 19,811.19	\$ 19,981.74	0.86%	\$ 3,076.31	\$ 3,110.21	1.10%
MGS-P Customer 23	\$ 2,453.12	6.06%	\$ 3,835.91	\$ 3,976.03	3.65%	\$ 7,298.10	\$ 7,438.22	1.92%	\$ 2,453.12	\$ 2,549.44	3.93%
MGS-P Customer 24	\$ 3,178.93	6.45%	\$ 6,201.62	\$ 6,394.33	3.11%	\$ 18,295.86	\$ 18,488.57	1.05%	\$ 3,178.93	\$ 3,202.21	0.73%
MGS-P Customer 25	\$ 3,864.95	6.61%	\$ 6,127.42	\$ 6,367.20	3.91%	\$ 15,853.20	\$ 16,092.98	1.51%	\$ 3,864.95	\$ 4,008.20	3.71%
MGS-P Customer 26	\$ 7,667.44	5.93%	\$ 18,599.32	\$ 19,028.43	2.31%	\$ 52,960.69	\$ 53,389.80	0.81%	\$ 7,667.44	\$ 7,429.72	-3.10%
MGS-P Customer 27	\$ 3,702.15	6.47%	\$ 5,594.43	\$ 5,819.56	4.02%	\$ 15,826.86	\$ 16,051.99	1.42%	\$ 3,702.15	\$ 3,861.84	4.31%
MGS-P Customer 28	\$ 3,810.08	6.37%	\$ 5,956.28	\$ 6,184.31	3.83%	\$ 12,751.31	\$ 12,979.34	1.79%	\$ 3,810.08	\$ 3,959.01	3.91%
MGS-P Customer 29	\$ 5,327.28	5.56%	\$ 13,231.83	\$ 13,512.40	2.12%	\$ 55,969.75	\$ 56,250.32	0.50%	\$ 5,327.28	\$ 5,135.70	-3.60%
MGS-P Customer 30	\$ 2,183.47	7.11%	\$ 2,943.33	\$ 3,088.25	4.92%	\$ 3,689.01	\$ 3,833.93	3.93%	\$ 2,183.47	\$ 2,306.44	5.63%
MGS-P Customer 31	\$ 3,417.43	5.71%	\$ 7,000.34	\$ 7,184.82	2.64%	\$ 16,957.62	\$ 17,142.10	1.09%	\$ 3,417.43	\$ 3,417.22	-0.01%
MGS-P Customer 32	\$ 4,048.50	6.48%	\$ 6,728.69	\$ 6,975.04	3.66%	\$ 18,987.47	\$ 19,233.82	1.30%	\$ 4,048.50	\$ 4,173.41	3.09%
MGS-P Customer 33	\$ 3,763.57	5.91%	\$ 8,133.37	\$ 8,343.28	2.58%	\$ 19,023.04	\$ 19,232.95	1.10%	\$ 3,763.57	\$ 3,728.51	-0.93%
MGS-P Customer 34	\$ 4,411.79	5.71%	\$ 10,244.44	\$ 10,482.86	2.33%	\$ 36,150.41	\$ 36,388.83	0.66%	\$ 4,411.79	\$ 4,311.86	-2.27%
MGS-P Customer 35	\$ 4,842.31	6.09%	\$ 9,333.28	\$ 9,611.07	2.98%	\$ 28,844.37	\$ 29,122.16	0.96%	\$ 4,842.31	\$ 4,887.85	0.94%
MGS-P Customer 36	\$ 3,725.11	5.82%	\$ 7,997.62	\$ 8,202.55	2.56%	\$ 25,761.51	\$ 25,966.44	0.80%	\$ 3,725.11	\$ 3,693.96	-0.84%
MGS-P Customer 37	\$ 2,412.36	7.40%	\$ 3,680.17	\$ 3,846.35	4.52%	\$ 11,415.82	\$ 11,582.00	1.46%	\$ 2,412.36	\$ 2,512.20	4.14%
MGS-P Customer 38	\$ 3,525.36	7.36%	\$ 5,008.92	\$ 5,250.73	4.83%	\$ 9,114.30	\$ 9,356.11	2.65%	\$ 3,525.36	\$ 3,702.25	5.02%
MGS-P Customer 39	\$ 3,252.92	6.39%	\$ 6,438.83	\$ 6,634.27	3.04%	\$ 22,806.30	\$ 23,001.74	0.86%	\$ 3,252.92	\$ 3,268.80	0.49%
MGS-P Customer 40	\$ 2,930.94	6.51%	\$ 5,384.59	\$ 5,563.69	3.33%	\$ 18,595.64	\$ 18,774.74	0.96%	\$ 2,930.94	\$ 2,979.08	1.64%
MGS-P Customer 41	\$ 2,788.79	7.21%	\$ 2,416.83	\$ 2,604.26	7.76%	\$ 119,555.64	\$ 119,743.07	0.16%	\$ 2,788.79	\$ 3,039.83	9.00%
MGS-P Customer 42	\$ 4,615.82	6.13%	\$ 8,592.80	\$ 8,859.61	3.11%	\$ 25,036.83	\$ 25,303.64	1.07%	\$ 4,615.82	\$ 4,684.05	1.48%
MGS-P Customer 43	\$ 6,655.02	5.48%	\$ 17,583.23	\$ 17,928.86	1.97%	\$ 71,510.54	\$ 71,856.17	0.48%	\$ 6,655.02	\$ 6,330.44	-4.88%
MGS-P Customer 44	\$ 3,767.20	5.99%	\$ 8,141.16	\$ 8,353.98	2.61%	\$ 20,742.96	\$ 20,955.78	1.03%	\$ 3,767.20	\$ 3,731.72	-0.94%

Internal Use

Customer	Distribution 1/25 Prices	Distribution % Difference	Delivery 8/24 Prices	Delivery 1/25 Prices	Delivery % Difference	Bundled 8/24 Prices	Bundled 1/25 Prices	Bundled % Difference	Distribution 1/25 Prices	Distribution 8/25 Prices	Distribution % Difference
MGS-P Customer 45	\$ 2,833.63	6.15%	\$ 5,078.52	\$ 5,242.58	3.23%	\$ 12,782.06	\$ 12,946.12	1.28%	\$ 2,833.63	\$ 2,891.73	2.05%
MGS-P Customer 46	\$ 2,511.54	6.31%	\$ 4,014.20	\$ 4,163.35	3.72%	\$ 14,252.68	\$ 14,401.83	1.05%	\$ 2,511.54	\$ 2,601.89	3.60%
MGS-P Customer 47	\$ 2,990.40	7.01%	\$ 3,260.42	\$ 3,456.43	6.01%	\$ 6,448.38	\$ 6,644.39	3.04%	\$ 2,990.40	\$ 3,221.27	7.72%
MGS-P Customer 48	\$ 3,212.90	6.26%	\$ 6,309.34	\$ 6,498.75	3.00%	\$ 22,656.47	\$ 22,845.88	0.84%	\$ 3,212.90	\$ 3,232.88	0.62%
MGS-P Customer 49	\$ 3,259.45	6.18%	\$ 6,469.07	\$ 6,658.71	2.93%	\$ 19,339.50	\$ 19,529.14	0.98%	\$ 3,259.45	\$ 3,274.80	0.47%
MGS-P Customer 50	\$ 2,933.87	6.25%	\$ 5,402.73	\$ 5,575.42	3.20%	\$ 15,434.97	\$ 15,607.66	1.12%	\$ 2,933.87	\$ 2,981.86	1.64%
MGS-P Customer 51	\$ 13,198.77	0.59%	\$ 34,699.40	\$ 34,777.04	0.22%	\$ 61,265.70	\$ 61,343.34	0.13%	\$ 13,198.77	\$ 12,536.33	-5.02%
MGS-P Customer 52	\$ 4,407.98	6.26%	\$ 7,918.41	\$ 8,178.08	3.28%	\$ 17,292.49	\$ 17,552.16	1.50%	\$ 4,407.98	\$ 4,496.97	2.02%
MGS-P Customer 53	\$ 2,864.34	6.42%	\$ 5,171.57	\$ 5,344.39	3.34%	\$ 15,505.80	\$ 15,678.62	1.11%	\$ 2,864.34	\$ 2,919.22	1.92%
MGS-P Customer 54	\$ 5,149.61	5.70%	\$ 12,653.19	\$ 12,930.85	2.19%	\$ 49,645.48	\$ 49,923.14	0.56%	\$ 5,149.61	\$ 4,975.71	-3.38%
MGS-P Customer 55	\$ 6,382.05	5.95%	\$ 14,339.27	\$ 14,697.58	2.50%	\$ 70,635.84	\$ 70,994.15	0.51%	\$ 6,382.05	\$ 6,273.25	-1.70%
MGS-P Customer 56	\$ 4,648.39	6.87%	\$ 8,551.19	\$ 8,849.91	3.49%	\$ 17,463.76	\$ 17,762.48	1.71%	\$ 4,648.39	\$ 4,719.66	1.53%
MGS-P Customer 57	\$ 8,706.28	5.23%	\$ 22,013.98	\$ 22,447.01	1.97%	\$ 74,552.53	\$ 74,985.56	0.58%	\$ 8,706.28	\$ 8,365.45	-3.91%
MGS-P Customer 58	\$ 6,418.55	6.33%	\$ 14,472.03	\$ 14,853.93	2.64%	\$ 55,401.28	\$ 55,783.18	0.69%	\$ 6,418.55	\$ 6,305.66	-1.76%
MGS-P Customer 59	\$ 2,456.74	7.18%	\$ 3,831.64	\$ 3,996.19	4.29%	\$ 9,402.91	\$ 9,567.46	1.75%	\$ 2,456.74	\$ 2,552.21	3.89%
MGS-P Customer 60	\$ 2,293.45	7.37%	\$ 3,289.86	\$ 3,447.25	4.78%	\$ 11,421.78	\$ 11,579.17	1.38%	\$ 2,293.45	\$ 2,405.27	4.88%
MGS-P Customer 61	\$ 4,818.76	6.06%	\$ 9,255.69	\$ 9,531.04	2.97%	\$ 29,259.14	\$ 29,534.49	0.94%	\$ 4,818.76	\$ 4,866.68	0.99%
MGS-P Customer 62	\$ 4,885.14	6.01%	\$ 9,476.39	\$ 9,753.24	2.92%	\$ 28,645.61	\$ 28,922.46	0.97%	\$ 4,885.14	\$ 4,926.46	0.85%
MGS-P Customer 63	\$ 4,876.28	6.10%	\$ 9,438.84	\$ 9,719.12	2.97%	\$ 32,627.28	\$ 32,907.56	0.86%	\$ 4,876.28	\$ 4,918.40	0.86%
MGS-P Customer 64	\$ 3,808.36	5.82%	\$ 8,260.02	\$ 8,469.45	2.54%	\$ 33,207.32	\$ 33,416.75	0.63%	\$ 3,808.36	\$ 3,768.87	-1.04%
MGS-P Customer 65	\$ 15,994.97	1.61%	\$ 42,687.67	\$ 42,941.28	0.59%	\$ 80,223.28	\$ 80,476.89	0.32%	\$ 15,994.97	\$ 15,107.83	-5.55%
MGS-P Customer 66	\$ 11,978.34	5.70%	\$ 32,689.81	\$ 33,335.90	1.98%	\$ 125,311.94	\$ 125,958.03	0.52%	\$ 11,978.34	\$ 11,308.68	-5.59%
MGS-P Customer 67	\$ 11,543.16	1.81%	\$ 33,858.99	\$ 34,064.53	0.61%	\$ 94,224.49	\$ 94,430.03	0.22%	\$ 11,543.16	\$ 10,736.57	-6.99%
MGS-P Customer 68	\$ 4,556.63	6.36%	\$ 8,377.98	\$ 8,650.54	3.25%	\$ 34,633.83	\$ 34,906.39	0.79%	\$ 4,556.63	\$ 4,630.61	1.62%
MGS-P Customer 69	\$ 2,231.05	7.35%	\$ 3,083.77	\$ 3,236.56	4.95%	\$ 12,216.18	\$ 12,368.97	1.25%	\$ 2,231.05	\$ 2,349.15	5.29%
MGS-P Customer 70	\$ 3,190.87	7.30%	\$ 3,915.79	\$ 4,132.90	5.54%	\$ 6,035.38	\$ 6,252.49	3.60%	\$ 3,190.87	\$ 3,401.43	6.60%
MGS-P Customer 71	\$ 2,789.90	7.19%	\$ 2,602.80	\$ 2,789.90	7.19%	\$ 2,602.80	\$ 2,789.90	7.19%	\$ 2,789.90	\$ 3,040.95	9.00%
MGS-P Customer 72	\$ 3,587.94	6.08%	\$ 5,234.55	\$ 5,440.04	3.93%	\$ 10,091.56	\$ 10,297.05	2.04%	\$ 3,587.94	\$ 3,759.35	4.78%
MGS-P Customer 73	\$ 1,922.44	7.25%	\$ 2,086.22	\$ 2,216.23	6.23%	\$ 2,401.47	\$ 2,531.48	5.41%	\$ 1,922.44	\$ 2,071.61	7.76%
MGS-P Customer 74	\$ 2,212.99	7.35%	\$ 3,033.46	\$ 3,184.92	4.99%	\$ 6,529.93	\$ 6,681.39	2.32%	\$ 2,212.99	\$ 2,332.91	5.42%
MGS-P Customer 75	\$ 2,120.69	7.32%	\$ 2,734.73	\$ 2,879.37	5.29%	\$ 3,825.15	\$ 3,969.79	3.78%	\$ 2,120.69	\$ 2,249.89	6.09%
MGS-P Customer 76	\$ 1,925.71	7.25%	\$ 2,097.03	\$ 2,227.27	6.21%	\$ 2,340.75	\$ 2,470.99	5.56%	\$ 1,925.71	\$ 2,074.54	7.73%
MGS-P Customer 77	\$ 19,966.85	3.03%	\$ 56,720.74	\$ 57,308.82	1.04%	\$ 131,750.83	\$ 132,338.91	0.45%	\$ 19,966.85	\$ 18,626.59	-6.71%
MGS-P Customer 78	\$ 17,474.30	-15.47%	\$ 27,885.82	\$ 24,687.93	-11.47%	\$ 28,160.05	\$ 24,962.16	-11.36%	\$ 17,474.30	\$ 17,542.55	0.39%
MGS-P Customer 79	\$ 10,533.35	6.71%	\$ 27,826.07	\$ 28,488.65	2.38%	\$ 74,514.20	\$ 75,176.78	0.89%	\$ 10,533.35	\$ 10,013.13	-4.94%
MGS-P Customer 80	\$ 6,199.30	7.22%	\$ 13,768.96	\$ 14,186.32	3.03%	\$ 27,480.60	\$ 27,897.96	1.52%	\$ 6,199.30	\$ 6,107.44	-1.48%
MGS-P Customer 81	\$ 4,391.86	5.57%	\$ 7,889.95	\$ 8,121.78	2.94%	\$ 10,741.97	\$ 10,973.80	2.16%	\$ 4,391.86	\$ 4,483.00	2.08%
MGS-P Customer 82	\$ 17,028.08	4.78%	\$ 49,094.38	\$ 49,871.33	1.58%	\$ 170,168.16	\$ 170,945.11	0.46%	\$ 17,028.08	\$ 15,865.87	-6.83%
MGS-P Customer 83	\$ 4,328.52	6.36%	\$ 7,645.81	\$ 7,904.69	3.39%	\$ 19,232.15	\$ 19,491.03	1.35%	\$ 4,328.52	\$ 4,425.69	2.24%
MGS-P Customer 84	\$ 13,211.01	3.30%	\$ 35,953.85	\$ 36,375.93	1.17%	\$ 174,167.18	\$ 174,589.26	0.24%	\$ 13,211.01	\$ 12,465.24	-5.65%
MGS-P Customer 85	\$ 14,758.34	5.44%	\$ 41,579.44	\$ 42,341.14	1.83%	\$ 137,423.80	\$ 138,185.50	0.55%	\$ 14,758.34	\$ 13,823.24	-6.34%
MGS-P Customer 86	\$ 9,671.09	3.63%	\$ 24,295.00	\$ 24,634.17	1.40%	\$ 109,032.94	\$ 109,372.11	0.31%	\$ 9,671.09	\$ 9,280.34	-4.04%
MGS-P Customer 87	\$ 4,845.71	7.53%	\$ 9,342.06	\$ 9,681.34	3.63%	\$ 9,752.31	\$ 10,091.59	3.48%	\$ 4,845.71	\$ 4,889.67	0.91%
MGS-P Customer 88	\$ 6,355.37	6.60%	\$ 13,971.71	\$ 14,365.02	2.82%	\$ 26,127.08	\$ 26,520.39	1.51%	\$ 6,355.37	\$ 6,264.30	-1.43%
MGS-P Customer 89	\$ 17,191.94	7.01%	\$ 49,743.50	\$ 50,869.46	2.26%	\$ 131,601.99	\$ 132,727.95	0.86%	\$ 17,191.94	\$ 15,995.51	-6.96%
MGS-P Customer 90	\$ 4,319.13	6.51%	\$ 7,616.88	\$ 7,880.68	3.46%	\$ 19,943.64	\$ 20,207.44	1.32%	\$ 4,319.13	\$ 4,416.84	2.26%
MGS-P Customer 91	\$ 4,649.21	6.10%	\$ 8,706.41	\$ 8,973.70	3.07%	\$ 23,154.82	\$ 23,422.11	1.15%	\$ 4,649.21	\$ 4,714.11	1.40%
MGS-P Customer 92	\$ 3,037.69	3.82%	\$ 5,775.13	\$ 5,886.96	1.94%	\$ 18,444.69	\$ 18,556.52	0.61%	\$ 3,037.69	\$ 3,076.60	1.28%

Customer	Distribution 1/25 Prices	Distribution % Difference	Delivery 8/24 Prices	Delivery 1/25 Prices	Delivery % Difference	Bundled 8/24 Prices	Bundled 1/25 Prices	Bundled % Difference	Distribution 1/25 Prices	Distribution 8/25 Prices	Distribution % Difference
MGS-P Customer 93	\$ 4,221.81	6.01%	\$ 7,323.46	\$ 7,562.90	3.27%	\$ 9,215.67	\$ 9,455.11	2.60%	\$ 4,221.81	\$ 4,329.67	2.55%
MGS-P Customer 94	\$ 8,814.22	5.83%	\$ 22,366.23	\$ 22,851.56	2.17%	\$ 60,943.93	\$ 61,429.26	0.80%	\$ 8,814.22	\$ 8,461.63	-4.00%
MGS-P Customer 95	\$ 10,985.85	1.68%	\$ 27,195.52	\$ 27,376.81	0.67%	\$ 55,764.00	\$ 55,945.29	0.33%	\$ 10,985.85	\$ 10,545.91	-4.00%
MGS-P Customer 96	\$ 9,450.07	5.51%	\$ 24,460.81	\$ 24,954.46	2.02%	\$ 69,271.55	\$ 69,765.20	0.71%	\$ 9,450.07	\$ 9,034.24	-4.40%
MGS-P Customer 97	\$ 17,017.34	3.51%	\$ 48,212.99	\$ 48,789.96	1.20%	\$ 218,443.00	\$ 219,019.97	0.26%	\$ 17,017.34	\$ 15,902.03	-6.55%
MGS-P Customer 98	\$ 4,095.72	6.32%	\$ 6,797.46	\$ 7,040.76	3.58%	\$ 19,790.34	\$ 20,033.64	1.23%	\$ 4,095.72	\$ 4,220.23	3.04%
MGS-P Customer 99	\$ 13,501.83	5.12%	\$ 37,593.89	\$ 38,252.02	1.75%	\$ 162,232.70	\$ 162,890.83	0.41%	\$ 13,501.83	\$ 12,685.21	-6.05%
MGS-P Customer 100	\$ 8,336.45	3.22%	\$ 19,618.16	\$ 19,878.27	1.33%	\$ 69,693.07	\$ 69,953.18	0.37%	\$ 8,336.45	\$ 8,096.26	-2.88%
MGS-P Customer 101	\$ 6,997.32	5.62%	\$ 18,729.14	\$ 19,101.44	1.99%	\$ 56,916.06	\$ 57,288.36	0.65%	\$ 6,997.32	\$ 6,638.25	-5.13%
MGS-P Customer 102	\$ 4,347.81	6.19%	\$ 7,716.68	\$ 7,969.93	3.28%	\$ 20,620.36	\$ 20,873.61	1.23%	\$ 4,347.81	\$ 4,442.89	2.19%
MGS-P Customer 103	\$ 4,165.57	5.49%	\$ 9,445.00	\$ 9,661.95	2.30%	\$ 31,680.71	\$ 31,897.66	0.68%	\$ 4,165.57	\$ 4,090.49	-1.80%
MGS-P Customer 104	\$ 11,305.87	0.92%	\$ 27,663.00	\$ 27,766.08	0.37%	\$ 56,697.40	\$ 56,800.48	0.18%	\$ 11,305.87	\$ 10,866.11	-3.89%
MGS-P Customer 105	\$ 3,101.75	6.40%	\$ 5,940.30	\$ 6,126.78	3.14%	\$ 23,529.87	\$ 23,716.35	0.79%	\$ 3,101.75	\$ 3,132.81	1.00%
MGS-P Customer 106	\$ 11,071.23	5.19%	\$ 29,740.77	\$ 30,286.66	1.84%	\$ 118,345.39	\$ 118,891.28	0.46%	\$ 11,071.23	\$ 10,493.56	-5.22%
MGS-P Customer 107	\$ 8,760.53	5.28%	\$ 22,188.92	\$ 22,628.45	1.98%	\$ 73,175.65	\$ 73,615.18	0.60%	\$ 8,760.53	\$ 8,414.37	-3.95%
MGS-P Customer 108	\$ 6,370.14	2.51%	\$ 16,783.42	\$ 16,939.65	0.93%	\$ 42,389.91	\$ 42,546.14	0.37%	\$ 6,370.14	\$ 6,077.63	-4.59%
MGS-P Customer 109	\$ 21,138.74	4.12%	\$ 61,359.24	\$ 62,194.91	1.36%	\$ 162,825.38	\$ 163,661.05	0.51%	\$ 21,138.74	\$ 19,633.04	-7.12%
MGS-P Customer 110	\$ 1,877.74	7.24%	\$ 1,915.27	\$ 2,041.98	6.62%	\$ 17,752.21	\$ 17,878.92	0.71%	\$ 1,877.74	\$ 2,031.41	8.18%
MGS-P Customer 111	\$ 6,755.11	5.85%	\$ 15,589.15	\$ 15,962.54	2.40%	\$ 58,794.53	\$ 59,167.92	0.64%	\$ 6,755.11	\$ 6,609.00	-2.16%
MGS-P Customer 112	\$ 6,599.63	5.23%	\$ 15,116.57	\$ 15,444.53	2.17%	\$ 46,276.27	\$ 46,604.23	0.71%	\$ 6,599.63	\$ 6,469.86	-1.97%
MGS-P Customer 113	\$ 11,589.35	5.12%	\$ 31,419.23	\$ 31,983.44	1.80%	\$ 139,192.72	\$ 139,756.93	0.41%	\$ 11,589.35	\$ 10,959.92	-5.43%
MGS-P Customer 114	\$ 3,708.36	6.05%	\$ 7,928.34	\$ 8,139.76	2.67%	\$ 32,239.08	\$ 32,450.50	0.66%	\$ 3,708.36	\$ 3,678.75	-0.80%
MGS-P Customer 115	\$ 12,663.05	4.00%	\$ 34,251.69	\$ 34,739.02	1.42%	\$ 109,556.02	\$ 110,043.35	0.44%	\$ 12,663.05	\$ 11,967.90	-5.49%
MGS-P Customer 116	\$ 7,439.50	6.50%	\$ 17,831.00	\$ 18,285.16	2.55%	\$ 51,607.34	\$ 52,061.50	0.88%	\$ 7,439.50	\$ 7,223.89	-2.90%
MGS-P Customer 117	\$ 9,736.91	6.07%	\$ 25,329.43	\$ 25,886.94	2.20%	\$ 101,154.80	\$ 101,712.31	0.55%	\$ 9,736.91	\$ 9,291.35	-4.58%
MGS-P Customer 118	\$ 2,608.78	5.02%	\$ 4,358.21	\$ 4,482.91	2.86%	\$ 9,168.80	\$ 9,293.50	1.36%	\$ 2,608.78	\$ 2,689.97	3.11%
MGS-P Customer 119	\$ 3,270.75	6.24%	\$ 6,491.91	\$ 6,684.01	2.96%	\$ 27,820.37	\$ 28,012.47	0.69%	\$ 3,270.75	\$ 3,284.93	0.43%
MGS-P Customer 120	\$ 10,810.14	5.13%	\$ 28,926.71	\$ 29,453.99	1.82%	\$ 90,869.04	\$ 91,396.32	0.58%	\$ 10,810.14	\$ 10,258.74	-5.10%
MGS-P Customer 121	\$ 23,080.40	0.01%	\$ 62,766.38	\$ 62,769.17	0.00%	\$ 191,621.52	\$ 191,624.31	0.00%	\$ 23,080.40	\$ 21,658.57	-6.16%
MGS-P Customer 122	\$ 5,150.86	3.21%	\$ 10,434.55	\$ 10,594.52	1.53%	\$ 20,101.26	\$ 20,261.23	0.80%	\$ 5,150.86	\$ 5,168.17	0.34%
MGS-P Customer 123	\$ 12,954.91	2.69%	\$ 34,055.15	\$ 34,394.73	1.00%	\$ 69,650.57	\$ 69,990.15	0.49%	\$ 12,954.91	\$ 12,296.20	-5.08%
MGS-P Customer 124	\$ 9,625.09	5.76%	\$ 25,022.91	\$ 25,546.99	2.09%	\$ 70,865.49	\$ 71,389.57	0.74%	\$ 9,625.09	\$ 9,191.32	-4.51%
MGS-P Customer 125	\$ 3,670.84	6.74%	\$ 5,488.72	\$ 5,720.54	4.22%	\$ 14,675.52	\$ 14,907.34	1.58%	\$ 3,670.84	\$ 3,833.50	4.43%
MGS-P Customer 126	\$ 6,099.78	5.90%	\$ 13,443.17	\$ 13,783.09	2.53%	\$ 50,487.45	\$ 50,827.37	0.67%	\$ 6,099.78	\$ 6,019.35	-1.32%
MGS-P Customer 127	\$ 12,541.40	5.63%	\$ 34,534.41	\$ 35,202.74	1.94%	\$ 134,149.47	\$ 134,817.80	0.50%	\$ 12,541.40	\$ 11,815.45	-5.79%
MGS-P Customer 128	\$ 11,997.14	5.07%	\$ 32,762.15	\$ 33,341.09	1.77%	\$ 141,625.72	\$ 142,204.66	0.41%	\$ 11,997.14	\$ 11,326.97	-5.59%
MGS-P Customer 129	\$ 5,844.45	3.14%	\$ 15,021.62	\$ 15,199.55	1.18%	\$ 44,947.27	\$ 45,125.20	0.40%	\$ 5,844.45	\$ 5,603.64	-4.12%
MGS-P Customer 130	\$ 6,085.80	6.23%	\$ 15,707.94	\$ 16,064.83	2.27%	\$ 57,871.23	\$ 58,228.12	0.62%	\$ 6,085.80	\$ 5,817.45	-4.41%
MGS-P Customer 131	\$ 3,130.99	6.12%	\$ 6,039.84	\$ 6,220.40	2.99%	\$ 23,988.38	\$ 24,168.94	0.75%	\$ 3,130.99	\$ 3,159.27	0.90%
MGS-P Customer 132	\$ 4,633.01	6.24%	\$ 8,636.55	\$ 8,908.78	3.15%	\$ 31,658.39	\$ 31,930.62	0.86%	\$ 4,633.01	\$ 4,699.42	1.43%
MGS-P Customer 133	\$ 5,487.58	6.60%	\$ 11,427.78	\$ 11,767.38	2.97%	\$ 39,062.45	\$ 39,402.05	0.87%	\$ 5,487.58	\$ 5,467.87	-0.36%
MGS-P Customer 134	\$ 9,946.19	3.55%	\$ 25,074.40	\$ 25,415.43	1.36%	\$ 52,703.35	\$ 53,044.38	0.65%	\$ 9,946.19	\$ 9,538.73	-4.10%
MGS-P Customer 135	\$ 5,504.23	2.53%	\$ 10,277.99	\$ 10,413.89	1.32%	\$ 28,680.22	\$ 28,816.12	0.47%	\$ 5,504.23	\$ 5,550.46	0.84%
MGS-P Customer 136	\$ 5,690.63	3.97%	\$ 11,549.67	\$ 11,767.19	1.88%	\$ 39,110.07	\$ 39,327.59	0.56%	\$ 5,690.63	\$ 5,682.72	-0.14%
MGS-P Customer 137	\$ 18,310.49	3.79%	\$ 52,407.76	\$ 53,075.82	1.27%	\$ 168,271.12	\$ 168,939.18	0.40%	\$ 18,310.49	\$ 17,071.37	-6.77%
MGS-P Customer 138	\$ 7,372.55	6.00%	\$ 17,615.54	\$ 18,032.96	2.37%	\$ 59,573.16	\$ 59,990.58	0.70%	\$ 7,372.55	\$ 7,164.32	-2.82%
MGS-P Customer 139	\$ 12,634.07	2.34%	\$ 33,381.45	\$ 33,670.44	0.87%	\$ 129,740.00	\$ 130,028.99	0.22%	\$ 12,634.07	\$ 11,986.25	-5.13%
MGS-P Customer 140	\$ 5,491.58	4.45%	\$ 11,103.15	\$ 11,337.04	2.11%	\$ 24,842.21	\$ 25,076.10	0.94%	\$ 5,491.58	\$ 5,493.50	0.03%

Customer	Distribution 1/25 Prices	Distribution % Difference	Delivery 8/24 Prices	Delivery 1/25 Prices	Delivery % Difference	Bundled 8/24 Prices	Bundled 1/25 Prices	Bundled % Difference	Distribution 1/25 Prices	Distribution 8/25 Prices	Distribution % Difference
MGS-P Customer 141	\$ 14,137.78	5.46%	\$ 39,793.02	\$ 40,524.85	1.84%	\$ 140,779.25	\$ 141,511.08	0.52%	\$ 14,137.78	\$13,252.21	-6.26%
MGS-P Customer 142	\$ 14,162.31	3.08%	\$ 38,421.55	\$ 38,844.18	1.10%	\$ 214,436.23	\$ 214,858.86	0.20%	\$ 14,162.31	\$13,352.18	-5.72%
MGS-P Customer 143	\$ 12,359.21	-11.85%	\$ 20,814.88	\$ 19,153.87	-7.98%	\$ 36,861.34	\$ 35,200.33	-4.51%	\$ 12,359.21	\$12,390.66	0.25%
MGS-P Customer 144	\$ 4,802.42	6.63%	\$ 9,191.91	\$ 9,490.52	3.25%	\$ 27,469.53	\$ 27,768.14	1.09%	\$ 4,802.42	\$ 4,851.50	1.02%
MGS-P Customer 145	\$ 6,069.33	5.86%	\$ 15,677.31	\$ 16,013.36	2.14%	\$ 49,641.04	\$ 49,977.09	0.68%	\$ 6,069.33	\$ 5,803.04	-4.39%
MGS-P Customer 146	\$ 7,529.34	6.15%	\$ 18,165.09	\$ 18,601.31	2.40%	\$ 35,044.12	\$ 35,480.34	1.24%	\$ 7,529.34	\$ 7,305.18	-2.98%
MGS-P Customer 147	\$ 10,907.82	6.05%	\$ 29,192.81	\$ 29,815.55	2.13%	\$ 95,762.82	\$ 96,385.56	0.65%	\$ 10,907.82	\$10,344.81	-5.16%
MGS-P Customer 148	\$ 1,832.69	7.22%	\$ 1,792.22	\$ 1,915.60	6.88%	\$ 1,997.89	\$ 2,121.27	6.18%	\$ 1,832.69	\$ 1,990.88	8.63%
MGS-P Customer 149	\$ 7,278.24	5.19%	\$ 17,360.41	\$ 17,719.39	2.07%	\$ 42,384.15	\$ 42,743.13	0.85%	\$ 7,278.24	\$ 7,080.54	-2.72%
MGS-P Customer 150	\$ 5,625.41	5.35%	\$ 11,660.10	\$ 11,945.99	2.45%	\$ 34,428.28	\$ 34,714.17	0.83%	\$ 5,625.41	\$ 5,605.60	-0.35%
MGS-P Customer 151	\$ 4,547.54	6.00%	\$ 10,678.37	\$ 10,935.78	2.41%	\$ 40,535.47	\$ 40,792.88	0.64%	\$ 4,547.54	\$ 4,433.76	-2.50%
MGS-P Customer 152	\$ 8,517.55	6.17%	\$ 21,371.11	\$ 21,866.26	2.32%	\$ 63,762.93	\$ 64,258.08	0.78%	\$ 8,517.55	\$ 8,194.19	-3.80%
MGS-P Customer 153	\$ 3,416.05	6.28%	\$ 6,967.25	\$ 7,169.07	2.90%	\$ 29,179.28	\$ 29,381.10	0.69%	\$ 3,416.05	\$ 3,415.62	-0.01%
MGS-P Customer 154	\$ 3,320.60	5.73%	\$ 6,691.66	\$ 6,871.51	2.69%	\$ 10,290.97	\$ 10,470.82	1.75%	\$ 3,320.60	\$ 3,330.08	0.29%
MGS-P Customer 155	\$ 9,626.35	4.31%	\$ 25,068.19	\$ 25,466.27	1.59%	\$ 87,593.27	\$ 87,991.35	0.45%	\$ 9,626.35	\$ 9,194.96	-4.48%
MGS-P Customer 156	\$ 2,886.62	6.29%	\$ 5,238.13	\$ 5,408.93	3.26%	\$ 20,903.68	\$ 21,074.48	0.82%	\$ 2,886.62	\$ 2,939.33	1.83%
MGS-P Customer 157	\$ 8,529.99	6.52%	\$ 21,408.53	\$ 21,930.72	2.44%	\$ 57,127.35	\$ 57,649.54	0.91%	\$ 8,529.99	\$ 8,204.85	-3.81%
MGS-P Customer 158	\$ 4,689.67	6.83%	\$ 8,817.41	\$ 9,117.16	3.40%	\$ 27,067.49	\$ 27,367.24	1.11%	\$ 4,689.67	\$ 4,749.91	1.28%
MGS-P Customer 159	\$ 2,972.80	6.63%	\$ 5,537.10	\$ 5,721.87	3.34%	\$ 8,156.02	\$ 8,340.79	2.27%	\$ 2,972.80	\$ 3,016.68	1.48%
MGS-P Customer 160	\$ 18,725.20	4.94%	\$ 54,790.95	\$ 55,672.08	1.61%	\$ 242,914.65	\$ 243,795.78	0.36%	\$ 18,725.20	\$17,381.62	-7.18%
MGS-P Customer 161	\$ 4,791.26	4.31%	\$ 11,534.95	\$ 11,732.87	1.72%	\$ 30,772.38	\$ 30,970.30	0.64%	\$ 4,791.26	\$ 4,654.51	-2.85%
MGS-P Customer 162	\$ 54,594.74	-21.47%	\$ 73,583.28	\$ 58,657.88	-20.28%	\$ 76,268.50	\$ 61,343.10	-19.57%	\$ 54,594.74	\$55,215.94	1.14%
MGS-P Customer 163	\$ 5,929.63	6.25%	\$ 12,858.42	\$ 13,207.34	2.71%	\$ 59,852.52	\$ 60,201.44	0.58%	\$ 5,929.63	\$ 5,865.89	-1.07%
MGS-P Customer 164	\$ 17,637.91	3.60%	\$ 49,953.02	\$ 50,565.86	1.23%	\$ 155,292.69	\$ 155,905.53	0.39%	\$ 17,637.91	\$16,479.51	-6.57%
MGS-P Customer 165	\$ 6,826.62	4.73%	\$ 15,830.22	\$ 16,138.69	1.95%	\$ 41,848.06	\$ 42,156.53	0.74%	\$ 6,826.62	\$ 6,677.48	-2.18%
MGS-P Customer 166	\$ 4,898.44	5.93%	\$ 9,526.45	\$ 9,800.83	2.88%	\$ 25,740.74	\$ 26,015.12	1.07%	\$ 4,898.44	\$ 4,938.48	0.82%
MGS-P Customer 167	\$ 3,434.42	6.32%	\$ 4,663.86	\$ 4,867.97	4.38%	\$ 6,002.70	\$ 6,206.81	3.40%	\$ 3,434.42	\$ 3,624.33	5.53%
MGS-P Customer 168	\$ 7,323.92	5.91%	\$ 17,458.55	\$ 17,867.40	2.34%	\$ 59,587.56	\$ 59,996.41	0.69%	\$ 7,323.92	\$ 7,120.69	-2.77%
MGS-P Customer 169	\$ 4,311.36	5.24%	\$ 7,393.39	\$ 7,607.88	2.90%	\$ 8,353.20	\$ 8,567.69	2.57%	\$ 4,311.36	\$ 4,422.40	2.58%
MGS-P Customer 170	\$ 9,053.17	5.36%	\$ 23,147.71	\$ 23,608.27	1.99%	\$ 77,049.26	\$ 77,509.82	0.60%	\$ 9,053.17	\$ 8,677.38	-4.15%
MGS-P Customer 171	\$ 3,004.58	4.82%	\$ 5,656.21	\$ 5,794.33	2.44%	\$ 15,281.78	\$ 15,419.90	0.90%	\$ 3,004.58	\$ 3,046.25	1.39%
MGS-P Customer 172	\$ 8,136.04	5.96%	\$ 20,079.01	\$ 20,536.38	2.28%	\$ 79,050.49	\$ 79,507.86	0.58%	\$ 8,136.04	\$ 7,852.26	-3.49%
MGS-P Customer 173	\$ 6,247.75	6.01%	\$ 13,950.32	\$ 14,304.65	2.54%	\$ 35,737.98	\$ 36,092.31	0.99%	\$ 6,247.75	\$ 6,152.35	-1.53%
MGS-P Customer 174	\$ 18,822.50	4.57%	\$ 54,997.35	\$ 55,820.61	1.50%	\$ 264,648.33	\$ 265,471.59	0.31%	\$ 18,822.50	\$17,475.84	-7.15%
MGS-P Customer 175	\$ 5,988.35	-0.96%	\$ 10,862.90	\$ 10,804.84	-0.53%	\$ 11,685.60	\$ 11,627.54	-0.50%	\$ 5,988.35	\$ 6,045.51	0.95%
MGS-P Customer 176	\$ 15,673.88	5.86%	\$ 44,795.66	\$ 45,663.56	1.94%	\$ 158,328.04	\$ 159,195.94	0.55%	\$ 15,673.88	\$14,633.21	-6.64%
MGS-P Customer 177	\$ 7,611.42	5.85%	\$ 18,440.98	\$ 18,861.75	2.28%	\$ 38,185.74	\$ 38,606.51	1.10%	\$ 7,611.42	\$ 7,379.43	-3.05%
MGS-P Customer 178	\$ 15,109.46	2.11%	\$ 40,396.57	\$ 40,708.80	0.77%	\$ 55,122.87	\$ 55,435.10	0.57%	\$ 15,109.46	\$14,278.33	-5.50%
MGS-P Customer 179	\$ 4,904.01	5.89%	\$ 11,882.03	\$ 12,154.83	2.30%	\$ 22,974.75	\$ 23,247.55	1.19%	\$ 4,904.01	\$ 4,754.57	-3.05%
MGS-P Customer 180	\$ 5,579.20	5.82%	\$ 11,725.14	\$ 12,031.75	2.61%	\$ 45,990.53	\$ 46,297.14	0.67%	\$ 5,579.20	\$ 5,551.72	-0.49%
MGS-P Customer 181	\$ 19,267.32	3.43%	\$ 55,505.05	\$ 56,144.15	1.15%	\$ 240,063.72	\$ 240,702.82	0.27%	\$ 19,267.32	\$17,933.07	-6.92%
MGS-P Customer 182	\$ 4,897.78	6.59%	\$ 9,498.35	\$ 9,801.02	3.19%	\$ 32,640.31	\$ 32,942.98	0.93%	\$ 4,897.78	\$ 4,937.32	0.81%
MGS-P Customer 183	\$ 2,800.53	6.89%	\$ 4,957.39	\$ 5,137.93	3.64%	\$ 14,308.73	\$ 14,489.27	1.26%	\$ 2,800.53	\$ 2,861.58	2.18%
MGS-P Customer 184	\$ 5,688.38	6.28%	\$ 12,086.33	\$ 12,422.98	2.78%	\$ 45,240.53	\$ 45,576.58	0.74%	\$ 5,688.38	\$ 5,648.83	-0.70%
MGS-P Customer 185	\$ 9,792.57	-9.24%	\$ 17,109.59	\$ 16,112.84	-5.83%	\$ 21,397.03	\$ 20,400.28	-4.66%	\$ 9,792.57	\$ 9,819.43	0.27%
MGS-P Customer 186	\$ 3,143.66	6.79%	\$ 6,097.42	\$ 6,297.41	3.28%	\$ 7,620.78	\$ 7,820.77	2.62%	\$ 3,143.66	\$ 3,170.28	0.85%
MGS-P Customer 187	\$ 4,528.24	5.96%	\$ 10,619.16	\$ 10,873.72	2.40%	\$ 38,398.94	\$ 38,653.50	0.66%	\$ 4,528.24	\$ 4,416.44	-2.47%
MGS-P Customer 188	\$ 5,960.41	3.17%	\$ 13,086.79	\$ 13,270.11	1.40%	\$ 35,642.44	\$ 35,825.76	0.51%	\$ 5,960.41	\$ 5,896.96	-1.06%

Customer	Distribution 1/25 Prices	Distribution % Difference	Delivery 8/24 Prices	Delivery 1/25 Prices	Delivery % Difference	Bundled 8/24 Prices	Bundled 1/25 Prices	Bundled % Difference	Distribution 1/25 Prices	Distribution 8/25 Prices	Distribution % Difference
MGS-P Customer 189	\$ 9,669.30	5.15%	\$ 24,594.85	\$ 25,068.02	1.92%	\$ 78,975.21	\$ 79,448.38	0.60%	\$ 9,669.30	\$ 9,260.30	-4.23%
MGS-P Customer 190	\$ 5,617.98	6.21%	\$ 11,768.64	\$ 12,097.30	2.79%	\$ 33,844.38	\$ 34,173.04	0.97%	\$ 5,617.98	\$ 5,590.64	-0.49%
MGS-P Customer 191	\$ 9,208.91	5.26%	\$ 23,411.90	\$ 23,871.95	1.97%	\$ 102,459.50	\$ 102,919.55	0.45%	\$ 9,208.91	\$ 8,827.86	-4.14%
MGS-P Customer 192	\$ 7,027.43	5.54%	\$ 18,749.78	\$ 19,118.59	1.97%	\$ 108,396.48	\$ 108,765.29	0.34%	\$ 7,027.43	\$ 6,665.45	-5.15%
MGS-P Customer 193	\$ 7,681.86	5.85%	\$ 18,647.87	\$ 19,072.51	2.28%	\$ 54,067.09	\$ 54,491.73	0.79%	\$ 7,681.86	\$ 7,442.81	-3.11%
MGS-P Customer 194	\$ 5,621.03	5.95%	\$ 11,896.48	\$ 12,212.27	2.65%	\$ 30,977.87	\$ 31,293.66	1.02%	\$ 5,621.03	\$ 5,588.57	-0.58%
MGS-P Customer 195	\$ 4,416.92	6.45%	\$ 7,944.14	\$ 8,211.66	3.37%	\$ 17,151.51	\$ 17,419.03	1.56%	\$ 4,416.92	\$ 4,504.86	1.99%
MGS-P Customer 196	\$ 18,305.92	6.74%	\$ 53,387.82	\$ 54,544.33	2.17%	\$ 156,842.14	\$ 157,998.65	0.74%	\$ 18,305.92	\$ 16,998.38	-7.14%
MGS-P Customer 197	\$ 15,559.83	5.31%	\$ 44,483.21	\$ 45,267.86	1.76%	\$ 144,269.67	\$ 145,054.32	0.54%	\$ 15,559.83	\$ 14,532.15	-6.60%
MGS-P Customer 198	\$ 2,319.05	5.83%	\$ 3,400.42	\$ 3,528.27	3.76%	\$ 5,169.22	\$ 5,297.07	2.47%	\$ 2,319.05	\$ 2,428.91	4.74%
MGS-P Customer 199	\$ 18,727.10	3.02%	\$ 53,584.54	\$ 54,132.94	1.02%	\$ 99,107.18	\$ 99,655.58	0.55%	\$ 18,727.10	\$ 17,467.19	-6.73%

Total

Number of customers w
 % of customers with imp
 (16.88% RY1, 8.91% R)

**Stipulation
Attachment 18
Docket No. 2022-00152**

Customer	Delivery 1/25 Prices	Delivery 8/25 Prices	Delivery % Difference	Bundled 1/25 Prices	Bundled 8/25 Prices	Bundled % Difference
MGS-P Customer 1	\$ 10,501.64	\$ 10,544.13	0.40%	\$ 10,501.64	\$ 10,521.20	0.19%
MGS-P Customer 2	\$ 8,089.63	\$ 545,604.20	6644.49%	\$ 26,478.31	\$ 26,450.45	-0.11%
MGS-P Customer 3	\$ 10,364.85	\$ 807,230.98	7688.16%	\$ 37,627.93	\$ 37,531.45	-0.26%
MGS-P Customer 4	\$ 9,323.25	\$ 803,200.07	8515.02%	\$ 36,483.27	\$ 36,418.02	-0.18%
MGS-P Customer 5	\$ 11,040.67	\$ 691,894.58	6166.78%	\$ 34,335.60	\$ 34,219.01	-0.34%
MGS-P Customer 6	\$ 9,506.43	\$ 519,760.74	5367.47%	\$ 26,963.40	\$ 26,893.19	-0.26%
MGS-P Customer 7	\$ 8,490.78	\$ 625,219.73	7263.51%	\$ 29,589.57	\$ 29,549.61	-0.14%
MGS-P Customer 8	\$ 6,525.95	\$ 436,430.80	6587.62%	\$ 21,231.57	\$ 21,250.87	0.09%
MGS-P Customer 9	\$ 9,361.57	\$ 527,589.43	5535.69%	\$ 27,087.52	\$ 27,140.59	0.20%
MGS-P Customer 10	\$ 6,178.99	\$ 386,281.92	6151.54%	\$ 19,180.71	\$ 19,210.46	0.16%
MGS-P Customer 11	\$ 6,929.07	\$ 339,238.23	4795.87%	\$ 18,296.13	\$ 18,303.53	0.04%
MGS-P Customer 12	\$ 5,655.64	\$ 255,514.18	4417.86%	\$ 14,201.19	\$ 14,246.84	0.32%
MGS-P Customer 13	\$ 7,456.12	\$ 591,424.41	7832.07%	\$ 27,433.64	\$ 27,424.67	-0.03%
MGS-P Customer 14	\$ 7,421.49	\$ 514,540.12	6833.11%	\$ 24,769.69	\$ 24,761.94	-0.03%
MGS-P Customer 15	\$ 6,513.82	\$ 264,299.30	3957.52%	\$ 15,327.32	\$ 15,466.25	0.91%
MGS-P Customer 16	\$ 6,629.91	\$ 248,576.55	3649.32%	\$ 14,901.80	\$ 15,037.23	0.91%
MGS-P Customer 17	\$ 4,790.99	\$ 389,241.30	8024.44%	\$ 17,940.00	\$ 18,011.44	0.40%
MGS-P Customer 18	\$ 6,135.73	\$ 246,042.30	3909.99%	\$ 14,337.48	\$ 14,487.72	1.05%
MGS-P Customer 19	\$ 5,602.21	\$ 306,957.43	5379.22%	\$ 15,909.36	\$ 15,956.55	0.30%
MGS-P Customer 20	\$ 7,429.21	\$ 419,255.39	5543.34%	\$ 21,513.69	\$ 21,624.82	0.52%
MGS-P Customer 21	\$ 6,558.52	\$ 435,409.78	6538.84%	\$ 21,228.26	\$ 21,246.55	0.09%
MGS-P Customer 22	\$ 6,040.66	\$ 413,609.96	6747.10%	\$ 19,981.74	\$ 20,015.64	0.17%
MGS-P Customer 23	\$ 3,976.03	\$ 105,293.03	2548.20%	\$ 7,438.22	\$ 7,534.54	1.29%
MGS-P Customer 24	\$ 6,394.33	\$ 359,959.22	5529.35%	\$ 18,488.57	\$ 18,511.85	0.13%
MGS-P Customer 25	\$ 6,367.20	\$ 290,818.64	4467.45%	\$ 16,092.98	\$ 16,236.22	0.89%
MGS-P Customer 26	\$ 19,028.43	\$ 1,023,271.65	5277.59%	\$ 53,389.80	\$ 53,152.08	-0.45%
MGS-P Customer 27	\$ 5,819.56	\$ 305,098.69	5142.64%	\$ 16,051.99	\$ 16,211.68	0.99%
MGS-P Customer 28	\$ 6,184.31	\$ 204,978.72	3214.50%	\$ 12,979.34	\$ 13,128.26	1.15%
MGS-P Customer 29	\$ 13,512.40	\$ 1,262,642.45	9244.32%	\$ 56,250.32	\$ 56,058.74	-0.34%
MGS-P Customer 30	\$ 3,088.25	\$ 25,010.86	709.87%	\$ 3,833.93	\$ 3,956.91	3.21%
MGS-P Customer 31	\$ 7,184.82	\$ 298,278.14	4051.50%	\$ 17,142.10	\$ 17,141.89	0.00%
MGS-P Customer 32	\$ 6,975.04	\$ 365,453.75	5139.45%	\$ 19,233.82	\$ 19,358.73	0.65%
MGS-P Customer 33	\$ 8,343.28	\$ 326,656.24	3815.20%	\$ 19,232.95	\$ 19,197.89	-0.18%
MGS-P Customer 34	\$ 10,482.86	\$ 767,679.50	7223.19%	\$ 36,388.83	\$ 36,288.90	-0.27%
MGS-P Customer 35	\$ 9,611.07	\$ 580,017.66	5934.89%	\$ 29,122.16	\$ 29,167.70	0.16%
MGS-P Customer 36	\$ 8,202.55	\$ 527,458.54	6330.42%	\$ 25,966.44	\$ 25,935.30	-0.12%
MGS-P Customer 37	\$ 3,846.35	\$ 230,064.19	5881.36%	\$ 11,582.00	\$ 11,681.84	0.86%
MGS-P Customer 38	\$ 5,250.73	\$ 125,430.48	2288.82%	\$ 9,356.11	\$ 9,533.00	1.89%
MGS-P Customer 39	\$ 6,634.27	\$ 485,102.83	7212.08%	\$ 23,001.74	\$ 23,017.62	0.07%
MGS-P Customer 40	\$ 5,563.69	\$ 391,795.59	6942.01%	\$ 18,774.74	\$ 18,822.89	0.26%
MGS-P Customer 41	\$ 2,604.26	\$ 3,426,897.72	131488.16%	\$ 119,743.07	\$ 119,994.11	0.21%
MGS-P Customer 42	\$ 8,859.61	\$ 489,632.92	5426.57%	\$ 25,303.64	\$ 25,371.86	0.27%
MGS-P Customer 43	\$ 17,928.86	\$ 1,594,019.93	8790.80%	\$ 71,856.17	\$ 71,531.59	-0.45%
MGS-P Customer 44	\$ 8,353.98	\$ 376,711.38	4409.36%	\$ 20,955.78	\$ 20,920.31	-0.17%

Customer	Delivery 1/25 Prices	Delivery 8/25 Prices	Delivery % Difference	Bundled 1/25 Prices	Bundled 8/25 Prices	Bundled % Difference
MGS-P Customer 45	\$ 5,242.58	\$ 230,501.48	4296.72%	\$ 12,946.12	\$ 13,004.22	0.45%
MGS-P Customer 46	\$ 4,163.35	\$ 303,546.70	7190.92%	\$ 14,401.83	\$ 14,492.17	0.63%
MGS-P Customer 47	\$ 3,456.43	\$ 96,877.35	2702.82%	\$ 6,644.39	\$ 6,875.26	3.47%
MGS-P Customer 48	\$ 6,498.75	\$ 484,378.86	7353.42%	\$ 22,845.88	\$ 22,865.85	0.09%
MGS-P Customer 49	\$ 6,658.71	\$ 382,910.08	5650.51%	\$ 19,529.14	\$ 19,544.49	0.08%
MGS-P Customer 50	\$ 5,575.42	\$ 298,892.61	5260.90%	\$ 15,607.66	\$ 15,655.64	0.31%
MGS-P Customer 51	\$34,777.04	\$ 810,955.80	2231.87%	\$ 61,343.34	\$ 60,680.91	-1.08%
MGS-P Customer 52	\$ 8,178.08	\$ 282,307.72	3352.00%	\$ 17,552.16	\$ 17,641.14	0.51%
MGS-P Customer 53	\$ 5,344.39	\$ 307,492.72	5653.56%	\$ 15,678.62	\$ 15,733.50	0.35%
MGS-P Customer 54	\$12,930.85	\$1,094,123.46	8361.34%	\$ 49,923.14	\$ 49,749.24	-0.35%
MGS-P Customer 55	\$14,697.58	\$1,660,234.04	11195.97%	\$ 70,994.15	\$ 70,885.36	-0.15%
MGS-P Customer 56	\$ 8,849.91	\$ 269,441.72	2944.57%	\$ 17,762.48	\$ 17,833.75	0.40%
MGS-P Customer 57	\$22,447.01	\$1,557,964.41	6840.63%	\$ 74,985.56	\$ 74,644.73	-0.45%
MGS-P Customer 58	\$14,853.93	\$1,211,176.26	8053.91%	\$ 55,783.18	\$ 55,670.29	-0.20%
MGS-P Customer 59	\$ 3,996.19	\$ 166,946.53	4077.64%	\$ 9,567.46	\$ 9,662.93	1.00%
MGS-P Customer 60	\$ 3,447.25	\$ 241,260.18	6898.63%	\$ 11,579.17	\$ 11,690.98	0.97%
MGS-P Customer 61	\$ 9,531.04	\$ 594,332.53	6135.76%	\$ 29,534.49	\$ 29,582.41	0.16%
MGS-P Customer 62	\$ 9,753.24	\$ 570,164.96	5745.90%	\$ 28,922.46	\$ 28,963.77	0.14%
MGS-P Customer 63	\$ 9,719.12	\$ 687,613.53	6974.85%	\$ 32,907.56	\$ 32,949.69	0.13%
MGS-P Customer 64	\$ 8,469.45	\$ 737,693.92	8610.06%	\$ 33,416.75	\$ 33,377.25	-0.12%
MGS-P Customer 65	\$42,941.28	\$1,139,423.56	2553.45%	\$ 80,476.89	\$ 79,589.75	-1.10%
MGS-P Customer 66	\$33,335.90	\$2,740,211.45	8120.00%	\$125,958.03	\$125,288.37	-0.53%
MGS-P Customer 67	\$34,064.53	\$1,798,187.78	5178.77%	\$ 94,430.03	\$ 93,623.44	-0.85%
MGS-P Customer 68	\$ 8,650.54	\$ 776,228.90	8873.18%	\$ 34,906.39	\$ 34,980.37	0.21%
MGS-P Customer 69	\$ 3,236.56	\$ 270,300.81	8251.48%	\$ 12,368.97	\$ 12,487.06	0.95%
MGS-P Customer 70	\$ 4,132.90	\$ 66,300.47	1504.21%	\$ 6,252.49	\$ 6,463.06	3.37%
MGS-P Customer 71	\$ 2,789.90	\$ 3,040.95	9.00%	\$ 2,789.90	\$ 3,040.95	9.00%
MGS-P Customer 72	\$ 5,440.04	\$ 147,611.13	2613.42%	\$ 10,297.05	\$ 10,468.46	1.66%
MGS-P Customer 73	\$ 2,216.23	\$ 11,580.45	422.53%	\$ 2,531.48	\$ 2,680.64	5.89%
MGS-P Customer 74	\$ 3,184.92	\$ 105,508.83	3212.76%	\$ 6,681.39	\$ 6,801.30	1.79%
MGS-P Customer 75	\$ 2,879.37	\$ 34,882.19	1111.45%	\$ 3,969.79	\$ 4,098.99	3.25%
MGS-P Customer 76	\$ 2,227.27	\$ 9,500.33	326.55%	\$ 2,470.99	\$ 2,619.83	6.02%
MGS-P Customer 77	\$57,308.82	\$2,249,421.67	3825.09%	\$132,338.91	\$130,998.65	-1.01%
MGS-P Customer 78	\$24,687.93	\$ 32,825.10	32.96%	\$ 24,962.16	\$ 25,030.41	0.27%
MGS-P Customer 79	\$28,488.65	\$1,392,739.42	4788.75%	\$ 75,176.78	\$ 74,656.57	-0.69%
MGS-P Customer 80	\$14,186.32	\$ 414,908.50	2824.71%	\$ 27,897.96	\$ 27,806.10	-0.33%
MGS-P Customer 81	\$ 8,121.78	\$ 91,626.84	1028.16%	\$ 10,973.80	\$ 11,064.94	0.83%
MGS-P Customer 82	\$49,871.33	\$3,588,044.20	7094.60%	\$170,945.11	\$169,782.90	-0.68%
MGS-P Customer 83	\$ 7,904.69	\$ 346,704.32	4286.06%	\$ 19,491.03	\$ 19,588.20	0.50%
MGS-P Customer 84	\$36,375.93	\$4,075,940.40	11105.05%	\$174,589.26	\$173,843.49	-0.43%
MGS-P Customer 85	\$42,341.14	\$2,843,167.33	6614.91%	\$138,185.50	\$137,250.40	-0.68%
MGS-P Customer 86	\$24,634.17	\$2,501,313.78	10053.84%	\$109,372.11	\$108,981.36	-0.36%
MGS-P Customer 87	\$ 9,681.34	\$ 21,717.25	124.32%	\$ 10,091.59	\$ 10,135.56	0.44%
MGS-P Customer 88	\$14,365.02	\$ 369,583.15	2472.80%	\$ 26,520.39	\$ 26,429.32	-0.34%
MGS-P Customer 89	\$50,869.46	\$2,442,529.22	4701.56%	\$132,727.95	\$131,531.52	-0.90%
MGS-P Customer 90	\$ 7,880.68	\$ 368,321.12	4573.72%	\$ 20,207.44	\$ 20,305.15	0.48%
MGS-P Customer 91	\$ 8,973.70	\$ 431,411.86	4707.51%	\$ 23,422.11	\$ 23,487.02	0.28%
MGS-P Customer 92	\$ 5,886.96	\$ 376,329.65	6292.60%	\$ 18,556.52	\$ 18,595.43	0.21%

Customer	Delivery 1/25 Prices	Delivery 8/25 Prices	Delivery % Difference	Bundled 1/25 Prices	Bundled 8/25 Prices	Bundled % Difference
MGS-P Customer 93	\$ 7,562.90	\$ 63,015.72	733.22%	\$ 9,455.11	\$ 9,562.97	1.14%
MGS-P Customer 94	\$ 22,851.56	\$ 1,150,244.18	4933.55%	\$ 61,429.26	\$ 61,076.67	-0.57%
MGS-P Customer 95	\$ 27,376.81	\$ 862,119.40	3049.09%	\$ 55,945.29	\$ 55,505.35	-0.79%
MGS-P Customer 96	\$ 24,954.46	\$ 1,334,504.33	5247.76%	\$ 69,765.20	\$ 69,349.37	-0.60%
MGS-P Customer 97	\$ 48,789.96	\$ 5,023,907.97	10197.01%	\$ 219,019.97	\$ 217,904.66	-0.51%
MGS-P Customer 98	\$ 7,040.76	\$ 386,971.56	5396.16%	\$ 20,033.64	\$ 20,158.15	0.62%
MGS-P Customer 99	\$ 38,252.02	\$ 3,680,902.88	9522.77%	\$ 162,890.83	\$ 162,074.21	-0.50%
MGS-P Customer 100	\$ 19,878.27	\$ 1,483,434.73	7362.59%	\$ 69,953.18	\$ 69,712.98	-0.34%
MGS-P Customer 101	\$ 19,101.44	\$ 1,135,055.42	5842.25%	\$ 57,288.36	\$ 56,929.29	-0.63%
MGS-P Customer 102	\$ 7,969.93	\$ 385,279.54	4734.16%	\$ 20,873.61	\$ 20,968.70	0.46%
MGS-P Customer 103	\$ 9,661.95	\$ 659,601.41	6726.79%	\$ 31,897.66	\$ 31,822.59	-0.24%
MGS-P Customer 104	\$ 27,766.08	\$ 876,122.52	3055.37%	\$ 56,800.48	\$ 56,360.72	-0.77%
MGS-P Customer 105	\$ 6,126.78	\$ 520,331.75	8392.74%	\$ 23,716.35	\$ 23,747.41	0.13%
MGS-P Customer 106	\$ 30,286.66	\$ 2,619,841.15	8550.15%	\$ 118,891.28	\$ 118,313.61	-0.49%
MGS-P Customer 107	\$ 22,628.45	\$ 1,512,777.95	6585.29%	\$ 73,615.18	\$ 73,269.03	-0.47%
MGS-P Customer 108	\$ 16,939.65	\$ 765,335.27	4418.01%	\$ 42,546.14	\$ 42,253.63	-0.69%
MGS-P Customer 109	\$ 62,194.91	\$ 3,026,884.62	4766.77%	\$ 163,661.05	\$ 162,155.36	-0.92%
MGS-P Customer 110	\$ 2,041.98	\$ 465,119.64	22677.87%	\$ 17,878.92	\$ 18,032.58	0.86%
MGS-P Customer 111	\$ 15,962.54	\$ 1,278,805.90	7911.29%	\$ 59,167.92	\$ 59,021.82	-0.25%
MGS-P Customer 112	\$ 15,444.53	\$ 926,223.24	5897.10%	\$ 46,604.23	\$ 46,474.46	-0.28%
MGS-P Customer 113	\$ 31,983.44	\$ 3,181,817.38	9848.33%	\$ 139,756.93	\$ 139,127.50	-0.45%
MGS-P Customer 114	\$ 8,139.76	\$ 718,760.95	8730.25%	\$ 32,450.50	\$ 32,420.89	-0.09%
MGS-P Customer 115	\$ 34,739.02	\$ 2,235,421.45	6334.90%	\$ 110,043.35	\$ 109,348.20	-0.63%
MGS-P Customer 116	\$ 18,285.16	\$ 1,005,422.78	5398.57%	\$ 52,061.50	\$ 51,845.89	-0.41%
MGS-P Customer 117	\$ 25,886.94	\$ 2,241,957.18	8560.57%	\$ 101,712.31	\$ 101,266.75	-0.44%
MGS-P Customer 118	\$ 4,482.91	\$ 145,216.74	3139.34%	\$ 9,293.50	\$ 9,374.70	0.87%
MGS-P Customer 119	\$ 6,684.01	\$ 630,166.65	9327.97%	\$ 28,012.47	\$ 28,026.65	0.05%
MGS-P Customer 120	\$ 29,453.99	\$ 1,839,678.73	6145.94%	\$ 91,396.32	\$ 90,844.92	-0.60%
MGS-P Customer 121	\$ 62,769.17	\$ 3,828,160.85	5998.79%	\$ 191,624.31	\$ 190,202.48	-0.74%
MGS-P Customer 122	\$ 10,594.52	\$ 293,305.52	2668.46%	\$ 20,261.23	\$ 20,278.54	0.09%
MGS-P Customer 123	\$ 34,394.73	\$ 1,074,359.65	3023.62%	\$ 69,990.15	\$ 69,331.44	-0.94%
MGS-P Customer 124	\$ 25,546.99	\$ 1,365,229.13	5243.99%	\$ 71,389.57	\$ 70,955.80	-0.61%
MGS-P Customer 125	\$ 5,720.54	\$ 274,432.52	4697.32%	\$ 14,907.34	\$ 15,070.00	1.09%
MGS-P Customer 126	\$ 13,783.09	\$ 1,096,589.74	7856.05%	\$ 50,827.37	\$ 50,746.94	-0.16%
MGS-P Customer 127	\$ 35,202.74	\$ 2,946,442.42	8269.92%	\$ 134,817.80	\$ 134,091.85	-0.54%
MGS-P Customer 128	\$ 33,341.09	\$ 3,215,007.76	9542.78%	\$ 142,204.66	\$ 141,534.48	-0.47%
MGS-P Customer 129	\$ 15,199.55	\$ 889,859.99	5754.52%	\$ 45,125.20	\$ 44,884.39	-0.53%
MGS-P Customer 130	\$ 16,064.83	\$ 1,248,308.19	7670.44%	\$ 58,228.12	\$ 57,959.78	-0.46%
MGS-P Customer 131	\$ 6,220.40	\$ 530,920.72	8435.15%	\$ 24,168.94	\$ 24,197.22	0.12%
MGS-P Customer 132	\$ 8,908.78	\$ 681,951.39	7554.82%	\$ 31,930.62	\$ 31,997.04	0.21%
MGS-P Customer 133	\$ 11,767.38	\$ 819,556.92	6864.65%	\$ 39,402.05	\$ 39,382.35	-0.05%
MGS-P Customer 134	\$ 25,415.43	\$ 832,733.37	3176.49%	\$ 53,044.38	\$ 52,636.92	-0.77%
MGS-P Customer 135	\$ 10,413.89	\$ 548,382.56	5165.88%	\$ 28,816.12	\$ 28,862.35	0.16%
MGS-P Customer 136	\$ 11,767.19	\$ 817,416.69	6846.58%	\$ 39,327.59	\$ 39,319.68	-0.02%
MGS-P Customer 137	\$ 53,075.82	\$ 3,438,886.14	6379.20%	\$ 168,939.18	\$ 167,700.06	-0.73%
MGS-P Customer 138	\$ 18,032.96	\$ 1,244,342.39	6800.38%	\$ 59,990.58	\$ 59,782.35	-0.35%
MGS-P Customer 139	\$ 33,670.44	\$ 2,849,860.07	8363.98%	\$ 130,028.99	\$ 129,381.16	-0.50%
MGS-P Customer 140	\$ 11,337.04	\$ 412,992.42	3542.86%	\$ 25,076.10	\$ 25,078.01	0.01%

Customer	Delivery 1/25 Prices	Delivery 8/25 Prices	Delivery % Difference	Bundled 1/25 Prices	Bundled 8/25 Prices	Bundled % Difference
MGS-P Customer 141	\$ 40,524.85	\$ 2,991,719.83	7282.43%	\$ 141,511.08	\$ 140,625.51	-0.63%
MGS-P Customer 142	\$ 38,844.18	\$ 5,183,276.42	13243.77%	\$ 214,858.86	\$ 214,048.73	-0.38%
MGS-P Customer 143	\$ 19,153.87	\$ 488,256.40	2449.13%	\$ 35,200.33	\$ 35,231.79	0.09%
MGS-P Customer 144	\$ 9,490.52	\$ 543,830.08	5630.25%	\$ 27,768.14	\$ 27,817.22	0.18%
MGS-P Customer 145	\$ 16,013.36	\$ 1,008,592.98	6198.45%	\$ 49,977.09	\$ 49,710.80	-0.53%
MGS-P Customer 146	\$ 18,601.31	\$ 511,826.96	2651.56%	\$ 35,480.34	\$ 35,256.18	-0.63%
MGS-P Customer 147	\$ 29,815.55	\$ 1,975,241.97	6524.87%	\$ 96,385.56	\$ 95,822.55	-0.58%
MGS-P Customer 148	\$ 1,915.60	\$ 8,085.80	322.10%	\$ 2,121.27	\$ 2,279.47	7.46%
MGS-P Customer 149	\$ 17,719.39	\$ 749,084.42	4127.48%	\$ 42,743.13	\$ 42,545.43	-0.46%
MGS-P Customer 150	\$ 11,945.99	\$ 677,496.70	5571.33%	\$ 34,714.17	\$ 34,694.36	-0.06%
MGS-P Customer 151	\$ 10,935.78	\$ 883,606.66	7979.96%	\$ 40,792.88	\$ 40,679.10	-0.28%
MGS-P Customer 152	\$ 21,866.26	\$ 1,260,756.92	5665.76%	\$ 64,258.08	\$ 63,934.72	-0.50%
MGS-P Customer 153	\$ 7,169.07	\$ 656,465.30	9056.91%	\$ 29,381.10	\$ 29,380.67	0.00%
MGS-P Customer 154	\$ 6,871.51	\$ 112,125.29	1531.74%	\$ 10,470.82	\$ 10,480.31	0.09%
MGS-P Customer 155	\$ 25,466.27	\$ 1,852,871.88	7175.79%	\$ 87,991.35	\$ 87,559.96	-0.49%
MGS-P Customer 156	\$ 5,408.93	\$ 463,395.16	8467.22%	\$ 21,074.48	\$ 21,127.19	0.25%
MGS-P Customer 157	\$ 21,930.72	\$ 1,065,746.82	4759.61%	\$ 57,649.54	\$ 57,324.40	-0.56%
MGS-P Customer 158	\$ 9,117.16	\$ 542,656.86	5852.04%	\$ 27,367.24	\$ 27,427.48	0.22%
MGS-P Customer 159	\$ 5,721.87	\$ 82,333.19	1338.92%	\$ 8,340.79	\$ 8,384.67	0.53%
MGS-P Customer 160	\$ 55,672.08	\$ 5,553,614.73	9875.58%	\$ 243,795.78	\$ 242,452.20	-0.55%
MGS-P Customer 161	\$ 11,732.87	\$ 574,010.97	4792.33%	\$ 30,970.30	\$ 30,833.55	-0.44%
MGS-P Customer 162	\$ 58,657.88	\$ 137,769.64	134.87%	\$ 61,343.10	\$ 61,964.30	1.01%
MGS-P Customer 163	\$ 13,207.34	\$ 1,386,856.52	10400.65%	\$ 60,201.44	\$ 60,137.71	-0.11%
MGS-P Customer 164	\$ 50,565.86	\$ 3,128,816.30	6087.61%	\$ 155,905.53	\$ 154,747.13	-0.74%
MGS-P Customer 165	\$ 16,138.69	\$ 776,614.88	4712.13%	\$ 42,156.53	\$ 42,007.40	-0.35%
MGS-P Customer 166	\$ 9,800.83	\$ 483,839.09	4836.72%	\$ 26,015.12	\$ 26,055.16	0.15%
MGS-P Customer 167	\$ 4,867.97	\$ 44,205.44	808.09%	\$ 6,206.81	\$ 6,396.72	3.06%
MGS-P Customer 168	\$ 17,867.40	\$ 1,249,195.02	6891.48%	\$ 59,996.41	\$ 59,793.18	-0.34%
MGS-P Customer 169	\$ 7,607.88	\$ 35,802.73	370.60%	\$ 8,567.69	\$ 8,678.73	1.30%
MGS-P Customer 170	\$ 23,608.27	\$ 1,598,931.00	6672.76%	\$ 77,509.82	\$ 77,134.03	-0.48%
MGS-P Customer 171	\$ 5,794.33	\$ 287,243.71	4857.32%	\$ 15,419.90	\$ 15,461.57	0.27%
MGS-P Customer 172	\$ 20,536.38	\$ 1,744,104.50	8392.76%	\$ 79,507.86	\$ 79,224.08	-0.36%
MGS-P Customer 173	\$ 14,304.65	\$ 651,133.28	4451.90%	\$ 36,092.31	\$ 35,996.92	-0.26%
MGS-P Customer 174	\$ 55,820.61	\$ 6,183,045.34	10976.64%	\$ 265,471.59	\$ 264,124.93	-0.51%
MGS-P Customer 175	\$ 10,804.84	\$ 34,942.40	223.40%	\$ 11,627.54	\$ 11,684.70	0.49%
MGS-P Customer 176	\$ 45,663.56	\$ 3,363,420.88	7265.66%	\$ 159,195.94	\$ 158,155.28	-0.65%
MGS-P Customer 177	\$ 18,861.75	\$ 595,860.60	3059.09%	\$ 38,606.51	\$ 38,374.52	-0.60%
MGS-P Customer 178	\$ 40,708.80	\$ 470,508.26	1055.79%	\$ 55,435.10	\$ 54,603.97	-1.50%
MGS-P Customer 179	\$ 12,154.83	\$ 336,302.27	2666.82%	\$ 23,247.55	\$ 23,098.11	-0.64%
MGS-P Customer 180	\$ 12,031.75	\$ 1,013,657.74	8324.86%	\$ 46,297.14	\$ 46,269.66	-0.06%
MGS-P Customer 181	\$ 56,144.15	\$ 5,449,933.22	9607.04%	\$ 240,702.82	\$ 239,368.57	-0.55%
MGS-P Customer 182	\$ 9,801.02	\$ 686,320.76	6902.54%	\$ 32,942.98	\$ 32,982.52	0.12%
MGS-P Customer 183	\$ 5,137.93	\$ 278,553.76	5321.52%	\$ 14,489.27	\$ 14,550.32	0.42%
MGS-P Customer 184	\$ 12,422.98	\$ 981,526.49	7800.89%	\$ 45,576.58	\$ 45,537.03	-0.09%
MGS-P Customer 185	\$ 16,112.84	\$ 141,513.21	778.26%	\$ 20,400.28	\$ 20,427.13	0.13%
MGS-P Customer 186	\$ 6,297.41	\$ 50,865.88	707.73%	\$ 7,820.77	\$ 7,847.40	0.34%
MGS-P Customer 187	\$ 10,873.72	\$ 822,826.30	7467.11%	\$ 38,653.50	\$ 38,541.70	-0.29%
MGS-P Customer 188	\$ 13,270.11	\$ 672,675.74	4969.10%	\$ 35,825.76	\$ 35,762.30	-0.18%

Customer	Delivery 1/25 Prices	Delivery 8/25 Prices	Delivery % Difference	Bundled 1/25 Prices	Bundled 8/25 Prices	Bundled % Difference
MGS-P Customer 189	\$ 25,068.02	\$ 1,614,308.77	6339.71%	\$ 79,448.38	\$ 79,039.38	-0.51%
MGS-P Customer 190	\$ 12,097.30	\$ 657,389.55	5334.18%	\$ 34,173.04	\$ 34,145.70	-0.08%
MGS-P Customer 191	\$ 23,871.95	\$ 2,334,208.48	9678.04%	\$ 102,919.55	\$ 102,538.51	-0.37%
MGS-P Customer 192	\$ 19,118.59	\$ 2,639,275.73	13704.76%	\$ 108,765.29	\$ 108,403.30	-0.33%
MGS-P Customer 193	\$ 19,072.51	\$ 1,054,239.67	5427.54%	\$ 54,491.73	\$ 54,252.67	-0.44%
MGS-P Customer 194	\$ 12,212.27	\$ 569,992.98	4567.38%	\$ 31,293.66	\$ 31,261.20	-0.10%
MGS-P Customer 195	\$ 8,211.66	\$ 277,462.58	3278.89%	\$ 17,419.03	\$ 17,506.97	0.50%
MGS-P Customer 196	\$ 54,544.33	\$ 3,077,386.19	5541.99%	\$ 157,998.65	\$ 156,691.11	-0.83%
MGS-P Customer 197	\$ 45,267.86	\$ 2,961,284.25	6441.69%	\$ 145,054.32	\$ 144,026.64	-0.71%
MGS-P Customer 198	\$ 3,528.27	\$ 55,361.54	1469.08%	\$ 5,297.07	\$ 5,406.94	2.07%
MGS-P Customer 199	\$ 54,132.94	\$ 1,383,872.74	2456.43%	\$ 99,655.58	\$ 98,395.67	-1.26%

Total

Number of customers w
 % of customers with imp
 (16.88% RY1, 8.91% R)

**Stipulation
 Attachment 18
 Docket No. 2022-00152**

Customer	Phase	Current TOU Jul-Aug On-Peak	Current TOU Jul-Aug Shoulder	Current TOU Jul-Aug Off-Peak	Current TOU Dec-Mar On-Peak	Current TOU Dec-Mar Shoulder	Current TOU Dec-Mar Off-Peak	Current TOU All Other On-Peak
MGS-S-TOU Customer 1	3	288.58	288.79	321.19	818.50	785.38	818.14	914.26
MGS-S-TOU Customer 2	3	65.79	0.13	62.72	274.30	266.94	275.52	265.92
MGS-S-TOU Customer 3	3	152.86	146.09	116.35	471.67	435.10	301.25	654.12
MGS-S-TOU Customer 4	3	672.54	404.34	677.22	1,391.28	1,167.00	1,411.32	1,952.58
MGS-S-TOU Customer 5	3	684.72	676.80	654.84	1,043.64	1,060.47	1,055.25	1,762.02
MGS-S-TOU Customer 6	3	1.12	0.13	0.93	120.80	214.14	181.25	12.45
MGS-S-TOU Customer 7	1	28.26	25.54	22.53	157.40	158.28	152.95	126.78
MGS-S-TOU Customer 8	1	38.25	38.14	34.72	101.47	95.52	84.27	112.88
MGS-S-TOU Customer 9	3	300.24	312.29	300.24	598.90	750.82	694.61	740.06
MGS-S-TOU Customer 10	3	347.28	435.48	482.18	882.46	979.51	920.69	1,221.89
MGS-S-TOU Customer 11	3	730.36	692.60	752.84	35.36	32.60	35.28	580.08
MGS-S-TOU Customer 12	3	391.86	327.18	354.82	703.95	617.81	606.11	973.41
MGS-S-TOU Customer 13	1	78.81	66.80	83.82	124.00	117.95	115.24	175.16
MGS-S-TOU Customer 14	3	-	-	-	-	-	-	-
MGS-S-TOU Customer 15	1	59.10	58.53	67.26	57.03	65.30	70.07	98.60
MGS-S-TOU Customer 16	1	37.02	35.63	34.53	86.85	86.61	85.10	94.70
MGS-S-TOU Customer 17	3	339.01	317.38	281.60	158.24	214.02	159.65	383.52
MGS-S-TOU Customer 18	3	765.36	780.96	720.48	1,117.80	1,092.96	1,069.68	1,902.36
MGS-S-TOU Customer 19	3	53.04	32.31	62.60	0.30	0.30	0.30	126.46
MGS-S-TOU Customer 20	1	33.76	33.49	33.54	155.39	147.09	136.42	129.71
MGS-S-TOU Customer 21	3	57.39	57.76	38.00	120.99	119.70	112.34	168.46
MGS-S-TOU Customer 22	3	53.22	53.65	51.39	48.80	48.03	46.30	123.42
MGS-S-TOU Customer 23	3	373.96	364.52	297.60	557.12	518.16	544.52	944.28
MGS-S-TOU Customer 24	1	45.38	40.57	47.66	130.66	207.79	154.30	183.22
MGS-S-TOU Customer 25	3	144.80	166.14	79.07	183.90	169.22	168.35	310.08
MGS-S-TOU Customer 26	1	-	-	-	15.54	22.80	15.13	35.02
MGS-S-TOU Customer 27	1	81.92	80.16	84.12	141.39	148.56	152.14	233.79
MGS-S-TOU Customer 28	1	48.32	46.74	47.12	79.76	78.43	76.96	142.56
MGS-S-TOU Customer 29	3	52.32	53.57	29.09	132.67	130.08	104.76	169.44
MGS-S-TOU Customer 30	1	79.67	83.83	77.92	114.95	101.67	110.32	174.32
MGS-S-TOU Customer 31	3	89.06	79.49	93.46	111.96	99.65	117.50	195.91
MGS-S-TOU Customer 32	3	168.51	172.56	113.82	286.58	298.10	240.08	422.27
MGS-S-TOU Customer 33	3	139.68	112.27	122.45	272.78	273.98	243.60	374.02
MGS-S-TOU Customer 34	3	235.97	207.03	210.32	436.38	430.67	430.67	652.26
MGS-S-TOU Customer 35	3	336.80	323.74	329.09	366.03	363.26	368.80	834.82

Internal Use

Customer	Phase	Current TOU Jul-Aug On-Peak	Current TOU Jul-Aug Shoulder	Current TOU Jul-Aug Off-Peak	Current TOU Dec-Mar On-Peak	Current TOU Dec-Mar Shoulder	Current TOU Dec-Mar Off-Peak	Current TOU All Other On-Peak
MGS-S-TOU Customer 36	3	148.56	152.96	178.17	189.61	203.04	150.14	409.62
MGS-S-TOU Customer 37	1	31.86	25.80	28.44	102.60	95.12	91.21	110.23
MGS-S-TOU Customer 38	3	2.58	2.46	177.72	10.56	12.43	367.01	276.28
MGS-S-TOU Customer 39	1	16.89	16.99	15.79	39.70	40.86	39.71	51.80
MGS-S-TOU Customer 40	1	100.22	0.60	101.88	-	-	-	164.63
MGS-S-TOU Customer 41	3	1.38	1.26	72.24	59.78	46.47	148.80	96.34
MGS-S-TOU Customer 42	1	65.98	72.04	71.76	57.74	56.67	55.75	167.46
MGS-S-TOU Customer 43	3	69.68	68.43	48.67	150.90	133.14	117.66	176.43
MGS-S-TOU Customer 44	1	27.55	26.98	24.06	103.13	100.75	98.57	76.97
MGS-S-TOU Customer 45	3	51.15	47.46	34.86	112.66	107.69	56.54	169.91
MGS-S-TOU Customer 46	3	407.84	422.64	359.92	665.04	652.32	672.96	1,036.32
MGS-S-TOU Customer 47	1	59.78	55.03	57.39	106.42	100.59	96.79	157.67
MGS-S-TOU Customer 48	3	82.61	98.98	76.27	203.93	212.16	178.10	259.68
MGS-S-TOU Customer 49	3	108.61	111.43	57.14	149.52	148.35	98.73	257.62
MGS-S-TOU Customer 50	3	23.73	24.11	15.62	27.40	25.88	24.57	58.26
MGS-S-TOU Customer 51	1	33.15	32.68	31.73	51.48	52.05	50.22	91.27
MGS-S-TOU Customer 52	3	152.54	150.82	137.46	342.80	369.65	341.31	608.94
MGS-S-TOU Customer 53	3	758.64	779.88	728.28	979.72	1,002.28	944.52	1,892.04
MGS-S-TOU Customer 54	1	35.45	36.20	33.47	55.42	54.23	50.24	98.87
MGS-S-TOU Customer 55	3	31.86	33.39	29.14	85.54	79.80	106.78	102.16
MGS-S-TOU Customer 56	1	20.18	20.23	20.08	24.07	23.97	23.57	45.65
MGS-S-TOU Customer 57	3	7.82	37.80	72.45	16.39	46.88	152.68	30.20
MGS-S-TOU Customer 58	3	34.33	28.35	21.87	61.37	69.85	75.37	70.08
MGS-S-TOU Customer 59	1	131.44	36.83	131.21	253.72	248.84	255.80	399.24
MGS-S-TOU Customer 60	1	65.94	-	65.74	12.27	-	-	163.47
MGS-S-TOU Customer 61	1	27.66	27.58	24.25	52.90	49.61	52.02	75.21
MGS-S-TOU Customer 62	3	13.96	96.70	98.09	102.32	150.48	195.36	89.13
MGS-S-TOU Customer 63	3	65.56	66.22	77.58	178.29	177.33	179.82	179.82
MGS-S-TOU Customer 64	3	63.66	32.40	77.16	5.28	5.04	5.40	106.08
MGS-S-TOU Customer 65	3	146.95	147.96	120.82	218.04	220.66	149.86	394.27
MGS-S-TOU Customer 66	1	0.46	0.26	52.40	-	-	-	1.78
MGS-S-TOU Customer 67	1	49.94	28.53	48.63	107.90	96.81	133.97	161.64
MGS-S-TOU Customer 68	1	50.29	55.57	52.14	107.56	114.03	115.51	143.71
MGS-S-TOU Customer 69	3	660.40	652.40	633.90	1,020.50	968.40	1,165.20	1,617.00
MGS-S-TOU Customer 70	1	41.21	18.63	38.71	84.42	85.57	73.72	124.42
MGS-S-TOU Customer 71	1	26.15	25.12	24.23	52.32	49.55	52.93	73.08
MGS-S-TOU Customer 72	3	386.50	378.00	382.75	340.70	348.34	330.62	891.50
MGS-S-TOU Customer 73	3	159.88	175.72	177.92	233.84	259.28	216.20	420.52

Internal Use

Customer	Phase	Current TOU Jul-Aug On-Peak	Current TOU Jul-Aug Shoulder	Current TOU Jul-Aug Off-Peak	Current TOU Dec-Mar On-Peak	Current TOU Dec-Mar Shoulder	Current TOU Dec-Mar Off-Peak	Current TOU All Other On-Peak
MGS-S-TOU Customer 74	3	50.52	67.03	1.31	192.24	345.36	314.91	79.80
MGS-S-TOU Customer 75	3	373.74	367.50	376.80	777.00	772.08	786.18	1,132.62
MGS-S-TOU Customer 76	1	26.13	27.45	27.64	113.18	108.93	115.84	93.12
MGS-S-TOU Customer 77	3	233.92	218.43	228.13	1,101.63	1,054.27	1,135.84	817.98
MGS-S-TOU Customer 78	1	40.51	24.98	37.34	77.20	70.00	74.48	114.13
MGS-S-TOU Customer 79	1	46.18	34.30	44.12	86.29	86.44	86.44	133.15
MGS-S-TOU Customer 80	1	22.56	25.29	24.26	31.08	30.84	30.08	60.03
MGS-S-TOU Customer 81	1	80.77	81.46	78.03	142.57	146.79	144.17	227.21
MGS-S-TOU Customer 82	1	36.32	35.52	26.09	65.30	58.39	29.62	93.02
MGS-S-TOU Customer 83	3	98.71	96.12	106.88	-	-	-	263.11
MGS-S-TOU Customer 84	3	1.33	1.25	94.34	2.94	48.86	198.46	161.54
MGS-S-TOU Customer 85	1	19.47	19.79	19.36	18.85	18.20	15.17	38.55
MGS-S-TOU Customer 86	3	44.26	43.90	41.40	96.41	94.01	76.20	123.98
MGS-S-TOU Customer 87	3	8.84	7.75	123.92	72.00	13.21	278.17	25.80
MGS-S-TOU Customer 88	3	459.84	441.84	442.13	1,041.31	995.18	968.16	1,346.26
MGS-S-TOU Customer 89	3	-	-	-	325.57	319.17	311.74	206.94
MGS-S-TOU Customer 90	3	301.68	304.92	283.82	1,143.00	1,057.03	1,160.71	975.46
MGS-S-TOU Customer 91	3	160.92	191.28	146.76	849.96	696.36	1,137.12	741.72
MGS-S-TOU Customer 92	3	111.14	59.47	271.46	13.15	14.18	12.83	325.22
MGS-S-TOU Customer 93	3	132.41	55.35	177.41	18.86	18.01	16.81	115.53
MGS-S-TOU Customer 94	1	20.53	21.21	21.36	33.43	34.52	32.67	60.39
MGS-S-TOU Customer 95	3	200.35	201.00	201.58	467.62	461.74	442.82	631.01
MGS-S-TOU Customer 96	3	77.44	77.18	76.98	153.76	153.88	154.46	229.42
MGS-S-TOU Customer 97	3	84.25	84.14	85.16	185.26	178.21	175.76	263.40
MGS-S-TOU Customer 98	3	134.34	125.24	106.37	206.60	193.59	142.60	353.58
MGS-S-TOU Customer 99	1	23.94	23.67	21.76	40.05	40.03	30.92	63.42
MGS-S-TOU Customer 100	3	71.24	34.61	64.45	127.92	121.89	109.82	187.22
MGS-S-TOU Customer 101	3	33.31	34.96	30.75	103.58	99.42	104.77	100.98
MGS-S-TOU Customer 102	3	205.60	204.72	196.32	396.96	362.40	431.68	553.52
MGS-S-TOU Customer 103	3	134.21	118.08	123.02	391.34	331.87	244.46	439.25
MGS-S-TOU Customer 104	1	33.11	0.04	32.78	0.05	0.06	0.06	53.19
MGS-S-TOU Customer 105	3	17.12	15.74	15.21	65.23	61.64	72.85	55.04
MGS-S-TOU Customer 106	3	126.20	121.80	117.32	230.40	230.76	219.68	357.78
MGS-S-TOU Customer 107	1	21.43	19.03	22.14	104.08	108.41	101.57	40.00
MGS-S-TOU Customer 108	3	68.62	0.16	79.09	0.19	0.19	0.19	173.04
MGS-S-TOU Customer 109	1	137.50	103.93	134.82	232.50	233.44	234.04	406.95
MGS-S-TOU Customer 110	3	343.50	348.60	305.40	973.50	934.20	913.80	1,038.90
MGS-S-TOU Customer 111	3	54.80	54.20	51.00	140.00	136.30	132.20	179.40

Internal Use

Customer	Phase	Current TOU Jul-Aug On-Peak	Current TOU Jul-Aug Shoulder	Current TOU Jul-Aug Off-Peak	Current TOU Dec-Mar On-Peak	Current TOU Dec-Mar Shoulder	Current TOU Dec-Mar Off-Peak	Current TOU All Other On-Peak
MGS-S-TOU Customer 112	1	81.56	72.21	82.34	65.70	64.19	62.26	200.26
MGS-S-TOU Customer 113	3	66.25	21.19	21.65	94.46	63.41	27.17	136.13
MGS-S-TOU Customer 114	1	42.58	41.17	44.03	70.23	56.11	66.75	118.22
MGS-S-TOU Customer 115	3	523.74	616.67	959.46	974.34	945.76	1,579.58	1,473.47
MGS-S-TOU Customer 116	3	179.99	136.38	231.07	370.43	271.91	461.79	563.89
MGS-S-TOU Customer 117	1	26.89	27.99	26.31	38.80	39.82	38.65	75.10
MGS-S-TOU Customer 118	3	131.07	131.07	131.07	237.38	234.82	233.46	393.20
MGS-S-TOU Customer 119	3	8.73	1.58	40.79	3.54	3.16	82.28	4.39
MGS-S-TOU Customer 120	3	164.93	141.07	161.66	256.22	256.85	239.90	416.45
MGS-S-TOU Customer 121	1	17.37	16.44	14.63	29.10	30.06	30.44	48.94
MGS-S-TOU Customer 122	3	-	-	-	-	-	-	-
MGS-S-TOU Customer 123	3	646.08	669.09	661.82	1,244.70	1,344.93	1,411.39	1,959.58
MGS-S-TOU Customer 124	3	270.91	271.90	267.18	338.91	333.04	329.44	604.91
MGS-S-TOU Customer 125	1	21.53	22.17	21.22	40.64	41.66	39.84	57.21
MGS-S-TOU Customer 126	1	51.72	42.61	35.99	65.27	67.50	60.48	105.13
MGS-S-TOU Customer 127	3	370.85	378.34	354.91	401.09	402.78	322.94	1,118.27
MGS-S-TOU Customer 128	3	363.46	365.42	343.18	1,053.84	1,031.38	1,024.49	1,142.30
MGS-S-TOU Customer 129	3	45.05	46.79	29.74	112.87	106.89	99.94	142.74
MGS-S-TOU Customer 130	3	77.74	1.26	1.33	123.07	42.99	4.10	145.84
MGS-S-TOU Customer 131	1	37.14	39.48	35.09	54.49	55.88	53.72	99.93
MGS-S-TOU Customer 132	3	15.84	14.76	15.84	85.32	79.74	84.96	94.14
MGS-S-TOU Customer 133	3	720.08	761.28	682.32	1,134.56	1,134.72	1,114.24	1,875.28
MGS-S-TOU Customer 134	1	50.43	47.91	47.78	44.64	45.33	42.96	82.53
MGS-S-TOU Customer 135	3	32.48	9.25	42.38	33.02	29.74	29.87	92.54
MGS-S-TOU Customer 136	3	270.21	265.90	262.51	543.71	546.45	503.74	815.86
MGS-S-TOU Customer 137	1	35.33	31.31	29.82	41.81	41.80	41.97	83.74
MGS-S-TOU Customer 138	3	121.80	60.72	121.08	-	-	-	307.85
MGS-S-TOU Customer 139	3	53.44	47.71	168.38	120.10	78.08	332.61	167.26
MGS-S-TOU Customer 140	3	27.79	27.44	26.59	87.72	86.98	85.31	97.30
MGS-S-TOU Customer 141	3	121.06	124.51	86.36	206.82	206.17	174.70	334.49
MGS-S-TOU Customer 142	3	506.24	566.78	380.00	729.12	682.05	650.08	1,332.03
MGS-S-TOU Customer 143	3	32.40	37.38	24.03	192.88	182.62	203.25	104.54
MGS-S-TOU Customer 144	3	272.10	288.90	271.35	472.20	439.20	467.25	735.75
MGS-S-TOU Customer 145	3	477.52	479.44	915.80	934.16	1,952.56	1,732.08	1,505.28
MGS-S-TOU Customer 146	3	77.82	55.78	78.32	131.66	120.47	137.11	219.63
MGS-S-TOU Customer 147	3	122.34	138.24	94.88	355.55	323.36	304.64	489.79
MGS-S-TOU Customer 148	1	25.90	26.28	24.94	39.73	40.21	37.52	70.83
MGS-S-TOU Customer 149	1	29.33	28.54	28.89	41.19	44.98	40.78	76.47

Internal Use

Customer	Phase	Current TOU Jul-Aug On-Peak	Current TOU Jul-Aug Shoulder	Current TOU Jul-Aug Off-Peak	Current TOU Dec-Mar On-Peak	Current TOU Dec-Mar Shoulder	Current TOU Dec-Mar Off-Peak	Current TOU All Other On-Peak
MGS-S-TOU Customer 150	1	62.73	61.48	60.06	111.62	114.52	120.80	167.74
MGS-S-TOU Customer 151	3	3.76	3.72	81.68	12.07	11.51	173.67	49.76
MGS-S-TOU Customer 152	1	25.11	25.56	24.38	39.74	39.16	38.57	69.14
MGS-S-TOU Customer 153	3	168.29	168.94	165.98	370.25	366.05	410.02	391.87
MGS-S-TOU Customer 154	3	9.11	7.79	145.85	150.93	143.26	290.02	87.57
MGS-S-TOU Customer 155	1	33.24	33.87	30.79	41.14	41.06	40.34	84.43
MGS-S-TOU Customer 156	3	103.64	103.61	103.26	225.94	225.34	218.02	317.69

Total

Number of customers with impacts at or below approximate % change in revenue requirement

% of customers with impacts at or below approximate % change in revenue requirement

(16.88% RY1, 8.91% RY2, 7.58% RY3 for Base D; 7.14% RY1, 4.11% RY2, 3.66% RY3 for Delivery)

**Stipulation
 Attachment 18
 Docket No. 2022-00152**

Customer	Current TOU All Other Shoulder	Current TOU All Other Off-Peak	Proposed TOU Jul-Aug On-Peak	Proposed TOU Jul-Aug Shoulder	Proposed TOU Jul-Aug Off-Peak	Proposed TOU Dec-Feb On-Peak	Proposed TOU Dec-Feb Shoulder
MGS-S-TOU Customer 1	914.11	942.70	279.43	-	321.19	621.43	-
MGS-S-TOU Customer 2	79.36	81.47	0.13	-	65.79	207.36	-
MGS-S-TOU Customer 3	581.98	372.46	95.62	-	152.86	230.98	-
MGS-S-TOU Customer 4	1,227.84	2,032.80	672.54	-	677.22	1,031.34	-
MGS-S-TOU Customer 5	1,832.67	1,803.51	646.92	-	684.72	730.35	-
MGS-S-TOU Customer 6	14.27	32.06	0.90	-	1.02	21.60	-
MGS-S-TOU Customer 7	120.68	116.67	17.64	-	28.26	107.88	-
MGS-S-TOU Customer 8	109.64	103.30	14.07	-	38.91	38.14	-
MGS-S-TOU Customer 9	850.42	781.73	291.70	-	316.66	435.41	-
MGS-S-TOU Customer 10	1,084.97	1,415.81	333.02	-	482.18	558.55	-
MGS-S-TOU Customer 11	543.60	563.48	697.56	-	752.72	#N/A	#N/A
MGS-S-TOU Customer 12	729.52	988.54	302.85	-	413.18	403.94	-
MGS-S-TOU Customer 13	159.82	178.63	80.44	-	83.26	89.41	-
MGS-S-TOU Customer 14	-	-	-	-	-	-	-
MGS-S-TOU Customer 15	97.64	110.27	#N/A	#N/A	#N/A	#N/A	#N/A
MGS-S-TOU Customer 16	88.22	92.66	37.02	-	37.29	65.30	-
MGS-S-TOU Customer 17	443.04	261.95	#N/A	#N/A	#N/A	#N/A	#N/A
MGS-S-TOU Customer 18	1,938.48	1,983.96	723.36	-	780.96	768.24	-
MGS-S-TOU Customer 19	112.15	139.43	4.54	-	62.60	0.20	-
MGS-S-TOU Customer 20	104.32	130.63	32.81	-	34.04	96.18	-
MGS-S-TOU Customer 21	172.83	129.79	38.77	-	58.13	74.11	-
MGS-S-TOU Customer 22	124.52	120.80	53.08	-	53.65	33.21	-
MGS-S-TOU Customer 23	963.32	855.92	340.84	-	374.08	389.08	-
MGS-S-TOU Customer 24	115.30	205.40	44.24	-	47.66	95.04	-
MGS-S-TOU Customer 25	364.77	229.63	77.82	-	166.14	33.63	-
MGS-S-TOU Customer 26	24.04	36.94	#N/A	#N/A	#N/A	#N/A	#N/A
MGS-S-TOU Customer 27	216.69	237.13	80.11	-	84.12	102.90	-
MGS-S-TOU Customer 28	138.67	143.24	44.39	-	48.81	52.17	-
MGS-S-TOU Customer 29	164.93	130.80	38.50	-	53.57	80.11	-
MGS-S-TOU Customer 30	155.94	166.93	78.39	-	83.83	91.48	-
MGS-S-TOU Customer 31	171.29	232.70	89.50	-	93.46	87.19	-
MGS-S-TOU Customer 32	427.49	324.98	128.48	-	172.56	190.50	-
MGS-S-TOU Customer 33	352.18	344.74	64.32	-	139.68	192.05	-
MGS-S-TOU Customer 34	622.85	617.75	208.46	-	235.97	333.15	-
MGS-S-TOU Customer 35	806.64	835.31	336.80	-	330.22	245.92	-

Internal Use

Customer	Current TOU All Other Shoulder	Current TOU All Other Off-Peak	Proposed TOU Jul-Aug On-Peak	Proposed TOU Jul-Aug Shoulder	Proposed TOU Jul-Aug Off-Peak	Proposed TOU Dec-Feb On-Peak	Proposed TOU Dec-Feb Shoulder
MGS-S-TOU Customer 36	443.94	386.51	142.88	-	178.17	130.58	-
MGS-S-TOU Customer 37	103.89	110.55	29.76	-	29.42	75.21	-
MGS-S-TOU Customer 38	265.12	537.79	176.42	-	177.72	274.02	-
MGS-S-TOU Customer 39	48.90	48.62	15.95	-	16.99	25.05	-
MGS-S-TOU Customer 40	9.74	100.43	100.22	-	101.88	-	-
MGS-S-TOU Customer 41	8.12	216.81	1.09	-	72.24	#N/A	#N/A
MGS-S-TOU Customer 42	160.31	173.90	67.14	-	75.34	44.61	-
MGS-S-TOU Customer 43	162.40	142.51	52.66	-	69.87	68.46	-
MGS-S-TOU Customer 44	72.42	64.08	16.68	-	28.40	69.32	-
MGS-S-TOU Customer 45	156.19	93.59	31.83	-	51.15	52.58	-
MGS-S-TOU Customer 46	1,100.88	953.36	379.68	-	422.64	443.68	-
MGS-S-TOU Customer 47	144.86	151.65	59.78	-	58.92	79.80	-
MGS-S-TOU Customer 48	275.93	257.71	81.22	-	98.98	137.64	-
MGS-S-TOU Customer 49	274.64	177.25	94.55	-	111.43	91.58	-
MGS-S-TOU Customer 50	56.26	44.95	21.41	-	24.16	18.86	-
MGS-S-TOU Customer 51	92.92	90.17	32.55	-	33.15	37.32	-
MGS-S-TOU Customer 52	586.21	591.54	142.26	-	150.82	268.54	-
MGS-S-TOU Customer 53	1,947.12	1,818.12	728.44	-	779.88	720.76	-
MGS-S-TOU Customer 54	101.27	96.61	34.44	-	36.27	37.21	-
MGS-S-TOU Customer 55	96.08	99.65	27.10	-	33.90	54.56	-
MGS-S-TOU Customer 56	48.54	44.77	19.80	-	20.36	17.44	-
MGS-S-TOU Customer 57	146.71	218.06	72.40	-	72.81	115.82	-
MGS-S-TOU Customer 58	55.63	92.14	30.20	-	34.32	33.71	-
MGS-S-TOU Customer 59	99.81	400.74	131.44	-	131.21	187.80	-
MGS-S-TOU Customer 60	-	162.85	65.94	-	65.13	-	-
MGS-S-TOU Customer 61	74.34	70.70	25.41	-	28.99	37.13	-
MGS-S-TOU Customer 62	202.45	292.51	96.81	-	98.68	145.17	-
MGS-S-TOU Customer 63	177.55	267.58	77.26	-	77.58	134.75	-
MGS-S-TOU Customer 64	64.44	266.70	6.00	-	85.38	3.90	-
MGS-S-TOU Customer 65	397.15	303.67	#N/A	#N/A	#N/A	#N/A	#N/A
MGS-S-TOU Customer 66	1.27	69.18	52.36	-	51.88	-	-
MGS-S-TOU Customer 67	105.10	198.30	-	-	-	#N/A	#N/A
MGS-S-TOU Customer 68	144.13	156.90	49.84	-	55.57	72.23	-
MGS-S-TOU Customer 69	1,809.70	1,775.30	660.40	-	670.90	729.00	-
MGS-S-TOU Customer 70	54.02	116.77	21.30	-	41.21	23.45	-
MGS-S-TOU Customer 71	64.32	72.03	25.37	-	25.45	39.07	-
MGS-S-TOU Customer 72	829.58	904.46	384.91	-	383.47	252.58	-
MGS-S-TOU Customer 73	461.92	394.88	125.72	-	181.56	115.00	-

Internal Use

Customer	Current TOU All Other Shoulder	Current TOU All Other Off-Peak	Proposed TOU Jul-Aug On-Peak	Proposed TOU Jul-Aug Shoulder	Proposed TOU Jul-Aug Off-Peak	Proposed TOU Dec-Feb On-Peak	Proposed TOU Dec-Feb Shoulder
MGS-S-TOU Customer 74	51.09	8.78	1.38	-	67.03	80.61	-
MGS-S-TOU Customer 75	1,121.28	1,141.50	366.90	-	376.80	557.16	-
MGS-S-TOU Customer 76	90.84	97.31	26.13	-	30.40	77.65	-
MGS-S-TOU Customer 77	713.98	842.43	233.92	-	230.30	806.43	-
MGS-S-TOU Customer 78	70.81	108.64	35.16	-	40.51	48.71	-
MGS-S-TOU Customer 79	105.06	131.17	#N/A	#N/A	#N/A	#N/A	#N/A
MGS-S-TOU Customer 80	59.99	56.21	21.54	-	25.60	22.20	-
MGS-S-TOU Customer 81	228.89	237.53	#N/A	#N/A	#N/A	#N/A	#N/A
MGS-S-TOU Customer 82	82.48	80.40	17.21	-	36.32	22.90	-
MGS-S-TOU Customer 83	167.59	178.50	0.40	-	121.00	-	-
MGS-S-TOU Customer 84	141.69	302.46	94.03	-	94.34	150.90	-
MGS-S-TOU Customer 85	36.43	33.87	19.45	-	19.84	8.72	-
MGS-S-TOU Customer 86	126.89	113.57	42.67	-	44.45	54.50	-
MGS-S-TOU Customer 87	20.20	374.75	123.92	-	123.63	210.88	-
MGS-S-TOU Customer 88	1,357.15	1,299.31	364.46	-	465.07	480.10	-
MGS-S-TOU Customer 89	193.63	197.86	-	-	-	237.54	-
MGS-S-TOU Customer 90	823.10	917.64	296.86	-	307.58	834.70	-
MGS-S-TOU Customer 91	647.52	862.44	154.08	-	193.92	508.80	-
MGS-S-TOU Customer 92	92.85	517.70	271.46	-	267.98	6.54	-
MGS-S-TOU Customer 93	47.46	335.46	177.36	-	177.41	12.20	-
MGS-S-TOU Customer 94	63.18	60.06	19.90	-	21.93	23.37	-
MGS-S-TOU Customer 95	625.27	615.36	196.78	-	203.30	319.42	-
MGS-S-TOU Customer 96	228.68	233.72	75.80	-	77.58	114.74	-
MGS-S-TOU Customer 97	256.13	258.81	83.99	-	85.26	129.19	-
MGS-S-TOU Customer 98	372.08	325.32	113.16	-	135.10	109.82	-
MGS-S-TOU Customer 99	66.27	60.93	22.30	-	24.39	22.77	-
MGS-S-TOU Customer 100	134.35	171.62	71.24	-	55.71	96.40	-
MGS-S-TOU Customer 101	96.74	103.14	30.18	-	34.96	75.66	-
MGS-S-TOU Customer 102	521.60	549.44	203.92	-	205.84	289.12	-
MGS-S-TOU Customer 103	385.30	319.54	78.58	-	136.18	#N/A	#N/A
MGS-S-TOU Customer 104	1.58	66.87	33.11	-	32.78	0.05	-
MGS-S-TOU Customer 105	44.36	62.64	#N/A	#N/A	#N/A	#N/A	#N/A
MGS-S-TOU Customer 106	350.58	338.66	121.16	-	126.20	168.36	-
MGS-S-TOU Customer 107	29.07	39.48	#N/A	#N/A	#N/A	#N/A	#N/A
MGS-S-TOU Customer 108	59.02	190.99	77.89	-	79.09	0.13	-
MGS-S-TOU Customer 109	300.78	393.87	55.79	-	137.50	81.83	-
MGS-S-TOU Customer 110	999.30	927.60	318.30	-	348.60	672.90	-
MGS-S-TOU Customer 111	172.80	166.00	43.30	-	55.10	88.80	-

Internal Use

Customer	Current TOU All Other Shoulder	Current TOU All Other Off-Peak	Proposed TOU Jul-Aug On-Peak	Proposed TOU Jul-Aug Shoulder	Proposed TOU Jul-Aug Off-Peak	Proposed TOU Dec-Feb On-Peak	Proposed TOU Dec-Feb Shoulder
MGS-S-TOU Customer 112	174.65	198.88	81.56	-	82.34	49.86	-
MGS-S-TOU Customer 113	34.06	39.77	66.25	-	41.16	61.68	-
MGS-S-TOU Customer 114	84.04	112.79	43.95	-	43.63	54.30	-
MGS-S-TOU Customer 115	1,347.62	2,604.45	568.06	-	959.46	800.90	-
MGS-S-TOU Customer 116	432.19	693.42	189.63	-	231.07	285.39	-
MGS-S-TOU Customer 117	78.58	72.84	25.63	-	27.99	27.18	-
MGS-S-TOU Customer 118	388.68	393.20	131.07	-	131.07	161.72	-
MGS-S-TOU Customer 119	12.67	122.46	0.96	-	40.79	61.73	-
MGS-S-TOU Customer 120	355.58	428.59	164.93	-	161.66	190.03	-
MGS-S-TOU Customer 121	48.45	48.48	15.89	-	17.37	21.35	-
MGS-S-TOU Customer 122	-	-	#N/A	#N/A	#N/A	#N/A	#N/A
MGS-S-TOU Customer 123	1,986.59	2,111.52	640.70	-	680.90	884.42	-
MGS-S-TOU Customer 124	616.40	613.74	267.38	-	272.06	#N/A	#N/A
MGS-S-TOU Customer 125	57.29	56.90	20.61	-	22.17	31.28	-
MGS-S-TOU Customer 126	108.34	106.31	33.43	-	51.72	41.89	-
MGS-S-TOU Customer 127	1,049.54	923.78	370.85	-	378.34	200.99	-
MGS-S-TOU Customer 128	1,046.86	1,108.61	315.53	-	365.54	641.30	-
MGS-S-TOU Customer 129	147.90	117.64	5.85	-	46.79	21.36	-
MGS-S-TOU Customer 130	91.46	5.22	1.26	-	77.74	2.93	-
MGS-S-TOU Customer 131	100.68	103.91	34.49	-	39.48	38.36	-
MGS-S-TOU Customer 132	82.98	96.84	13.86	-	16.56	64.98	-
MGS-S-TOU Customer 133	1,921.12	1,863.04	699.84	-	761.28	796.32	-
MGS-S-TOU Customer 134	73.79	103.77	48.56	-	50.43	31.69	-
MGS-S-TOU Customer 135	36.99	122.99	37.30	-	42.38	27.34	-
MGS-S-TOU Customer 136	822.51	796.08	173.57	-	270.21	253.89	-
MGS-S-TOU Customer 137	86.25	81.51	30.27	-	35.33	29.58	-
MGS-S-TOU Customer 138	50.14	370.42	121.64	-	60.72	-	-
MGS-S-TOU Customer 139	125.63	505.12	21.66	-	168.38	12.54	-
MGS-S-TOU Customer 140	98.04	102.64	27.20	-	27.90	64.53	-
MGS-S-TOU Customer 141	343.86	282.49	91.45	-	124.51	111.13	-
MGS-S-TOU Customer 142	1,375.04	1,106.69	425.44	-	566.78	418.82	-
MGS-S-TOU Customer 143	93.39	125.54	19.84	-	37.38	126.74	-
MGS-S-TOU Customer 144	719.55	685.05	253.80	-	288.90	351.15	-
MGS-S-TOU Customer 145	1,403.68	3,110.80	198.48	-	317.84	558.80	-
MGS-S-TOU Customer 146	155.62	220.83	77.21	-	78.32	102.46	-
MGS-S-TOU Customer 147	450.91	409.98	88.32	-	138.24	220.22	-
MGS-S-TOU Customer 148	70.21	68.79	25.38	-	26.32	27.40	-
MGS-S-TOU Customer 149	79.62	76.80	27.73	-	30.00	29.25	-

Internal Use

Customer	Current TOU All Other Shoulder	Current TOU All Other Off-Peak	Proposed TOU Jul-Aug On-Peak	Proposed TOU Jul-Aug Shoulder	Proposed TOU Jul-Aug Off-Peak	Proposed TOU Dec-Feb On-Peak	Proposed TOU Dec-Feb Shoulder
MGS-S-TOU Customer 150	168.78	174.17	60.94	-	62.73	76.92	-
MGS-S-TOU Customer 151	12.03	250.37	41.80	-	81.68	84.73	-
MGS-S-TOU Customer 152	76.03	68.21	24.88	-	25.56	28.45	-
MGS-S-TOU Customer 153	359.04	543.74	156.65	-	168.96	196.30	-
MGS-S-TOU Customer 154	83.12	442.35	7.44	-	145.85	80.92	-
MGS-S-TOU Customer 155	87.59	81.52	31.26	-	33.87	29.35	-
MGS-S-TOU Customer 156	316.63	314.63	103.00	-	103.67	161.06	-

Total
 Number of customers with im
 % of customers with impacts
 (16.88% RY1, 8.91% RY2, 7.5

**Stipulation
Attachment 18
Docket No. 2022-00152**

Customer	Proposed TOU Dec-Feb Off-Peak	Proposed TOU All Other On-Peak	Proposed TOU All Other Shoulder	Proposed TOU All Other Off-Peak	Jan - Dec Total kWh	Jan - Dec Billed kVar
MGS-S-TOU Customer 1	627.48	1,086.70	-	1,187.28	1,038,449	-
MGS-S-TOU Customer 2	208.19	207.04	-	399.04	60,404	53.60
MGS-S-TOU Customer 3	353.16	493.78	-	784.51	372,675	6.72
MGS-S-TOU Customer 4	1,093.86	2,329.38	-	2,362.80	1,319,738	-
MGS-S-TOU Customer 5	793.98	1,982.16	-	2,115.54	2,139,903	497.25
MGS-S-TOU Customer 6	154.43	5.98	-	108.38	8,167	-
MGS-S-TOU Customer 7	121.71	126.92	-	171.69	102,421	-
MGS-S-TOU Customer 8	74.94	62.28	-	141.34	75,756	-
MGS-S-TOU Customer 9	741.50	858.77	-	1,044.24	721,417	-
MGS-S-TOU Customer 10	884.47	1,283.23	-	1,619.74	85,674	-
MGS-S-TOU Customer 11	#N/A	591.92	-	597.48	496,156	-
MGS-S-TOU Customer 12	553.33	950.30	-	1,317.28	36,660	-
MGS-S-TOU Customer 13	89.06	200.63	-	215.53	101,936	-
MGS-S-TOU Customer 14	-	-	-	-	8,000	-
MGS-S-TOU Customer 15	#N/A	#N/A	#N/A	#N/A	91,141	-
MGS-S-TOU Customer 16	67.43	112.59	-	117.07	76,354	-
MGS-S-TOU Customer 17	#N/A	#N/A	#N/A	#N/A	17,668	-
MGS-S-TOU Customer 18	844.08	2,087.04	-	2,325.84	1,386,425	-
MGS-S-TOU Customer 19	0.20	27.46	-	150.94	11,819	-
MGS-S-TOU Customer 20	122.44	133.44	-	173.52	111,669	-
MGS-S-TOU Customer 21	94.26	136.40	-	203.18	123,568	8.60
MGS-S-TOU Customer 22	34.39	125.50	-	142.34	55,605	-
MGS-S-TOU Customer 23	425.16	989.96	-	1,107.52	797,214	381.10
MGS-S-TOU Customer 24	159.40	149.62	-	336.63	65,303	-
MGS-S-TOU Customer 25	146.59	128.74	-	416.67	76,774	28.80
MGS-S-TOU Customer 26	#N/A	#N/A	#N/A	#N/A	2,215	-
MGS-S-TOU Customer 27	114.87	262.87	-	278.17	127,182	-
MGS-S-TOU Customer 28	53.75	164.75	-	170.16	115,452	-
MGS-S-TOU Customer 29	101.78	155.57	-	201.36	57,735	-
MGS-S-TOU Customer 30	103.56	158.25	-	199.22	95,968	-
MGS-S-TOU Customer 31	87.41	229.61	-	262.66	68,261	-
MGS-S-TOU Customer 32	226.11	417.02	-	504.21	13,929	-
MGS-S-TOU Customer 33	202.80	285.22	-	449.33	153,120	-
MGS-S-TOU Customer 34	334.46	727.06	-	758.73	290,863	-
MGS-S-TOU Customer 35	259.10	947.92	Internal Use	958.27	494,174	-

Customer	Proposed TOU Dec-Feb Off-Peak	Proposed TOU All Other On-Peak	Proposed TOU All Other Shoulder	Proposed TOU All Other Off-Peak	Jan - Dec Total kWh	Jan - Dec Billed kVar
MGS-S-TOU Customer 36	145.24	384.61	-	520.50	225,147	-
MGS-S-TOU Customer 37	76.90	133.61	-	138.62	87,238	-
MGS-S-TOU Customer 38	274.33	626.77	-	631.56	270,730	3.58
MGS-S-TOU Customer 39	25.88	60.58	-	67.52	103,224	-
MGS-S-TOU Customer 40	-	151.63	-	101.84	2,733	-
MGS-S-TOU Customer 41	#N/A	#N/A	#N/A	#N/A	49,904	-
MGS-S-TOU Customer 42	42.76	178.48	-	190.21	92,328	-
MGS-S-TOU Customer 43	113.38	141.14	-	217.97	117,458	-
MGS-S-TOU Customer 44	81.63	77.59	-	101.42	77,730	-
MGS-S-TOU Customer 45	83.42	116.02	-	199.94	67,313	-
MGS-S-TOU Customer 46	504.56	1,083.36	-	1,282.96	999,023	-
MGS-S-TOU Customer 47	79.02	177.36	-	183.91	78,192	-
MGS-S-TOU Customer 48	157.63	281.38	-	341.23	174,551	-
MGS-S-TOU Customer 49	118.51	244.55	-	308.88	125,148	-
MGS-S-TOU Customer 50	20.16	53.29	-	67.20	41,002	-
MGS-S-TOU Customer 51	37.61	104.45	-	107.36	101,788	-
MGS-S-TOU Customer 52	305.04	649.01	-	692.69	450,160	393.12
MGS-S-TOU Customer 53	751.76	1,987.04	-	2,220.56	1,706,812	107.60
MGS-S-TOU Customer 54	37.77	111.50	-	120.54	107,125	-
MGS-S-TOU Customer 55	82.95	91.58	-	137.93	62,241	-
MGS-S-TOU Customer 56	17.49	52.17	-	56.33	48,121	-
MGS-S-TOU Customer 57	116.60	254.61	-	255.30	88,042	-
MGS-S-TOU Customer 58	56.94	63.29	-	126.27	43,956	-
MGS-S-TOU Customer 59	190.47	465.75	-	465.01	296,959	-
MGS-S-TOU Customer 60	-	163.47	-	174.55	6,828	-
MGS-S-TOU Customer 61	39.35	75.36	-	94.43	68,263	-
MGS-S-TOU Customer 62	147.98	340.43	-	345.23	173,892	11.20
MGS-S-TOU Customer 63	135.01	312.11	-	312.44	78,586	-
MGS-S-TOU Customer 64	4.08	18.42	-	268.02	20,019	-
MGS-S-TOU Customer 65	#N/A	#N/A	#N/A	#N/A	289,805	-
MGS-S-TOU Customer 66	-	69.36	-	54.49	1,149	-
MGS-S-TOU Customer 67	#N/A	#N/A	#N/A	#N/A	148,806	-
MGS-S-TOU Customer 68	87.18	164.51	-	190.82	80,524	-
MGS-S-TOU Customer 69	858.70	1,676.30	-	2,156.40	1,418,222	517.50
MGS-S-TOU Customer 70	65.11	66.51	-	148.32	73,293	-
MGS-S-TOU Customer 71	38.71	88.15	-	83.99	52,171	-
MGS-S-TOU Customer 72	275.76	909.79	-	998.06	689,259	-
MGS-S-TOU Customer 73	224.48	166.32	Internal Use	512.40	135,980	-

Customer	Proposed TOU Dec-Feb Off-Peak	Proposed TOU All Other On-Peak	Proposed TOU All Other Shoulder	Proposed TOU All Other Off-Peak	Jan - Dec Total kWh	Jan - Dec Billed kVar
MGS-S-TOU Customer 74	236.55	17.01	-	211.64	38,537	240.03
MGS-S-TOU Customer 75	590.46	1,305.48	-	1,341.48	1,012,247	-
MGS-S-TOU Customer 76	87.66	116.08	-	140.22	70,626	-
MGS-S-TOU Customer 77	835.62	1,092.03	-	1,157.12	942,385	-
MGS-S-TOU Customer 78	58.07	112.72	-	134.44	37,365	-
MGS-S-TOU Customer 79	#N/A	#N/A	#N/A	#N/A	56,688	-
MGS-S-TOU Customer 80	22.45	62.24	-	69.94	61,750	-
MGS-S-TOU Customer 81	#N/A	#N/A	#N/A	#N/A	113,772	-
MGS-S-TOU Customer 82	49.54	49.67	-	113.18	35,380	-
MGS-S-TOU Customer 83	-	125.82	-	270.07	26,535	-
MGS-S-TOU Customer 84	151.02	348.66	-	359.18	168,635	42.30
MGS-S-TOU Customer 85	10.11	43.83	-	47.40	25,474	-
MGS-S-TOU Customer 86	73.78	135.46	-	150.38	117,751	-
MGS-S-TOU Customer 87	189.84	439.47	-	439.42	156,902	-
MGS-S-TOU Customer 88	778.18	1,190.83	-	1,648.32	1,020,907	485.64
MGS-S-TOU Customer 89	253.41	270.30	-	295.14	248,629	264.64
MGS-S-TOU Customer 90	868.90	1,231.70	-	1,246.75	1,005,530	-
MGS-S-TOU Customer 91	899.16	814.32	-	1,105.08	620,907	-
MGS-S-TOU Customer 92	9.82	452.26	-	513.65	63,617	-
MGS-S-TOU Customer 93	13.82	123.92	-	341.22	44,515	57.16
MGS-S-TOU Customer 94	24.10	64.83	-	73.97	59,681	-
MGS-S-TOU Customer 95	343.75	716.57	-	790.13	561,822	-
MGS-S-TOU Customer 96	116.86	263.74	-	272.24	117,163	211.60
MGS-S-TOU Customer 97	141.75	297.95	-	308.58	86,655	-
MGS-S-TOU Customer 98	151.33	341.22	-	430.61	283,676	633.85
MGS-S-TOU Customer 99	28.76	69.80	-	84.21	62,373	-
MGS-S-TOU Customer 100	89.72	218.74	-	200.89	48,957	-
MGS-S-TOU Customer 101	79.78	125.52	-	131.98	98,613	-
MGS-S-TOU Customer 102	312.56	607.60	-	684.40	502,800	-
MGS-S-TOU Customer 103	#N/A	#N/A	#N/A	#N/A	253,582	-
MGS-S-TOU Customer 104	0.06	67.10	-	66.64	11,018	-
MGS-S-TOU Customer 105	#N/A	#N/A	#N/A	#N/A	48,873	-
MGS-S-TOU Customer 106	172.84	403.64	-	416.72	447,125	119.00
MGS-S-TOU Customer 107	#N/A	#N/A	#N/A	#N/A	49,501	-
MGS-S-TOU Customer 108	0.13	114.54	-	191.06	20,074	0.84
MGS-S-TOU Customer 109	172.50	171.91	-	470.07	308,900	-
MGS-S-TOU Customer 110	727.50	1,185.00	-	1,287.00	1,113,604	-
MGS-S-TOU Customer 111	105.60	171.30	Internal Use	214.80	179,741	123.00

Customer	Proposed TOU Dec-Feb Off-Peak	Proposed TOU All Other On-Peak	Proposed TOU All Other Shoulder	Proposed TOU All Other Off-Peak	Jan - Dec Total kWh	Jan - Dec Billed kVar
MGS-S-TOU Customer 112	48.90	212.96	-	216.47	119,954	-
MGS-S-TOU Customer 113	40.34	166.62	-	89.38	10,269	-
MGS-S-TOU Customer 114	45.66	135.82	-	126.34	45,706	-
MGS-S-TOU Customer 115	1,147.01	1,595.26	-	3,037.02	1,191,960	468.48
MGS-S-TOU Customer 116	346.52	701.71	-	807.18	49,439	-
MGS-S-TOU Customer 117	27.72	83.00	-	91.16	80,771	-
MGS-S-TOU Customer 118	171.85	424.92	-	458.74	249,277	-
MGS-S-TOU Customer 119	61.42	43.93	-	143.01	30,796	-
MGS-S-TOU Customer 120	193.10	480.00	-	494.93	302,884	-
MGS-S-TOU Customer 121	23.09	55.58	-	58.63	54,703	-
MGS-S-TOU Customer 122	#N/A	#N/A	#N/A	#N/A	208	-
MGS-S-TOU Customer 123	1,085.76	2,091.04	-	2,485.57	2,175,346	605.76
MGS-S-TOU Customer 124	#N/A	#N/A	#N/A	#N/A	385,951	-
MGS-S-TOU Customer 125	33.00	64.39	-	67.05	70,252	-
MGS-S-TOU Customer 126	54.41	117.39	-	125.38	109,121	-
MGS-S-TOU Customer 127	209.98	848.93	-	1,318.05	569,719	-
MGS-S-TOU Customer 128	803.35	1,131.00	-	1,461.22	1,148,388	-
MGS-S-TOU Customer 129	88.87	50.70	-	191.17	22,378	-
MGS-S-TOU Customer 130	84.59	5.31	-	198.38	3,234	57.72
MGS-S-TOU Customer 131	38.97	115.50	-	124.34	111,494	-
MGS-S-TOU Customer 132	67.86	103.14	-	116.64	87,685	-
MGS-S-TOU Customer 133	847.20	2,107.92	-	2,214.96	2,002,994	1.20
MGS-S-TOU Customer 134	36.21	74.38	-	120.20	53,295	-
MGS-S-TOU Customer 135	30.74	106.69	-	118.72	20,835	-
MGS-S-TOU Customer 136	411.63	639.97	-	972.35	370,915	618.40
MGS-S-TOU Customer 137	29.70	92.35	-	99.20	85,452	-
MGS-S-TOU Customer 138	-	307.86	-	309.77	7,848	-
MGS-S-TOU Customer 139	248.38	193.22	-	589.34	54,111	38.08
MGS-S-TOU Customer 140	65.85	118.22	-	127.82	113,092	-
MGS-S-TOU Customer 141	157.29	289.14	-	395.52	252,306	198.22
MGS-S-TOU Customer 142	502.91	1,298.11	-	1,623.04	995,992	145.12
MGS-S-TOU Customer 143	136.29	156.43	-	194.40	136,046	32.40
MGS-S-TOU Customer 144	355.80	778.65	-	862.80	718,752	215.25
MGS-S-TOU Customer 145	643.16	1,304.28	-	1,438.44	729,107	823.40
MGS-S-TOU Customer 146	94.51	258.05	-	260.50	164,603	38.64
MGS-S-TOU Customer 147	256.06	433.76	-	596.54	381,667	6.24
MGS-S-TOU Customer 148	29.66	77.31	-	83.62	71,133	-
MGS-S-TOU Customer 149	29.26	85.55	Internal Use	96.32	81,772	-

Customer	Proposed TOU Dec-Feb Off-Peak	Proposed TOU All Other On-Peak	Proposed TOU All Other Shoulder	Proposed TOU All Other Off-Peak	Jan - Dec Total kWh	Jan - Dec Billed kVar
MGS-S-TOU Customer 150	91.76	181.19	-	204.96	86,911	-
MGS-S-TOU Customer 151	130.64	130.59	-	293.40	72,964	-
MGS-S-TOU Customer 152	29.18	78.91	-	86.13	79,525	-
MGS-S-TOU Customer 153	308.38	421.30	-	651.17	218,834	-
MGS-S-TOU Customer 154	219.66	87.76	-	512.70	173,871	-
MGS-S-TOU Customer 155	30.70	94.43	-	99.78	85,881	-
MGS-S-TOU Customer 156	172.56	362.31	-	380.18	104,848	-

Total
 Number of customers with im
 % of customers with impacts
 (16.88% RY1, 8.91% RY2, 7.5

**Stipulation
 Attachment 18
 Docket No. 2022-00152**

Customer	Distribution 7/22 Prices	Distribution 8/23 Prices	Distribution % Difference	Delivery 1/23 Prices	Delivery 8/23 Prices	Delivery % Difference
MGS-S-TOU Customer 1	\$ 13,308.25	\$ 11,583.23	-12.96%	\$ 39,402.13	\$ 37,677.11	-4.38%
MGS-S-TOU Customer 2	\$ 3,678.86	\$ 3,194.82	-13.16%	\$ 10,794.20	\$ 10,310.16	-4.48%
MGS-S-TOU Customer 3	\$ 8,333.80	\$ 7,253.17	-12.97%	\$ 24,038.42	\$ 22,957.79	-4.50%
MGS-S-TOU Customer 4	\$ 22,227.29	\$ 19,344.91	-12.97%	\$ 71,978.21	\$ 69,095.84	-4.00%
MGS-S-TOU Customer 5	\$ 23,783.78	\$ 20,619.49	-13.30%	\$ 69,820.20	\$ 66,655.91	-4.53%
MGS-S-TOU Customer 6	\$ 1,761.46	\$ 1,535.45	-12.83%	\$ 3,324.36	\$ 3,098.35	-6.80%
MGS-S-TOU Customer 7	\$ 2,429.24	\$ 2,115.94	-12.90%	\$ 6,298.64	\$ 5,985.34	-4.97%
MGS-S-TOU Customer 8	\$ 2,071.47	\$ 1,805.00	-12.86%	\$ 5,180.02	\$ 4,913.55	-5.14%
MGS-S-TOU Customer 9	\$ 11,927.05	\$ 10,382.33	-12.95%	\$ 32,747.40	\$ 31,202.68	-4.72%
MGS-S-TOU Customer 10	\$ 16,325.41	\$ 14,209.22	-12.96%	\$ 44,662.70	\$ 42,546.52	-4.74%
MGS-S-TOU Customer 11	\$ 9,541.39	\$ 8,315.18	-12.85%	\$ 26,363.91	\$ 25,137.70	-4.65%
MGS-S-TOU Customer 12	\$ 12,578.42	\$ 10,949.84	-12.95%	\$ 36,395.05	\$ 34,766.47	-4.47%
MGS-S-TOU Customer 13	\$ 2,809.50	\$ 2,447.53	-12.88%	\$ 7,428.73	\$ 7,066.76	-4.87%
MGS-S-TOU Customer 14	\$ 646.56	\$ 565.80	-12.49%	\$ 669.13	\$ 588.37	-12.07%
MGS-S-TOU Customer 15	\$ 1,913.35	\$ 1,667.87	-12.83%	\$ 4,631.38	\$ 4,385.90	-5.30%
MGS-S-TOU Customer 16	\$ 1,863.88	\$ 1,624.43	-12.85%	\$ 4,584.11	\$ 4,344.66	-5.22%
MGS-S-TOU Customer 17	\$ 6,742.42	\$ 5,873.63	-12.89%	\$ 16,885.86	\$ 16,017.07	-5.15%
MGS-S-TOU Customer 18	\$ 24,915.43	\$ 21,687.26	-12.96%	\$ 72,208.59	\$ 68,980.42	-4.47%
MGS-S-TOU Customer 19	\$ 1,695.05	\$ 1,478.49	-12.78%	\$ 3,788.96	\$ 3,572.40	-5.72%
MGS-S-TOU Customer 20	\$ 2,396.99	\$ 2,088.02	-12.89%	\$ 6,366.15	\$ 6,057.18	-4.85%
MGS-S-TOU Customer 21	\$ 2,867.93	\$ 2,497.42	-12.92%	\$ 7,191.39	\$ 6,820.88	-5.15%
MGS-S-TOU Customer 22	\$ 2,098.24	\$ 1,829.35	-12.82%	\$ 4,838.55	\$ 4,569.66	-5.56%
MGS-S-TOU Customer 23	\$ 13,005.61	\$ 11,258.84	-13.43%	\$ 36,746.17	\$ 34,999.41	-4.75%
MGS-S-TOU Customer 24	\$ 2,774.21	\$ 2,416.26	-12.90%	\$ 7,075.41	\$ 6,717.47	-5.06%
MGS-S-TOU Customer 25	\$ 4,983.27	\$ 4,335.68	-13.00%	\$ 12,520.32	\$ 11,872.72	-5.17%
MGS-S-TOU Customer 26	\$ 801.45	\$ 699.73	-12.69%	\$ 1,387.11	\$ 1,285.39	-7.33%
MGS-S-TOU Customer 27	\$ 3,372.02	\$ 2,936.91	-12.90%	\$ 8,969.14	\$ 8,534.03	-4.85%
MGS-S-TOU Customer 28	\$ 2,201.28	\$ 1,918.08	-12.87%	\$ 5,628.51	\$ 5,345.30	-5.03%
MGS-S-TOU Customer 29	\$ 2,869.39	\$ 2,500.01	-12.87%	\$ 7,094.05	\$ 6,724.67	-5.21%
MGS-S-TOU Customer 30	\$ 2,783.03	\$ 2,424.68	-12.88%	\$ 7,281.74	\$ 6,923.39	-4.92%
MGS-S-TOU Customer 31	\$ 3,043.77	\$ 2,652.27	-12.86%	\$ 7,785.22	\$ 7,393.72	-5.03%
MGS-S-TOU Customer 32	\$ 6,305.41	\$ 5,490.57	-12.92%	\$ 16,399.25	\$ 15,584.42	-4.97%
MGS-S-TOU Customer 33	\$ 5,481.73	\$ 4,773.37	-12.92%	\$ 14,926.74	\$ 14,218.38	-4.75%
MGS-S-TOU Customer 34	\$ 8,853.26	\$ 7,707.42	-12.94%	\$ 24,853.88	\$ 23,708.04	-4.61%
MGS-S-TOU Customer 35	\$ 10,355.57	\$ 9,016.05	-12.94%	\$ 29,371.08	\$ 28,031.56	-4.56%

Customer	Distribution 7/22 Prices	Distribution 8/23 Prices	Distribution % Difference	Delivery 1/23 Prices	Delivery 8/23 Prices	Delivery % Difference
MGS-S-TOU Customer 36	\$ 5,582.04	\$ 4,861.08	-12.92%	\$ 14,786.87	\$ 14,065.91	-4.88%
MGS-S-TOU Customer 37	\$ 1,978.96	\$ 1,724.36	-12.87%	\$ 5,029.22	\$ 4,774.63	-5.06%
MGS-S-TOU Customer 38	\$ 2,402.36	\$ 2,092.29	-12.91%	\$ 6,482.85	\$ 6,172.78	-4.78%
MGS-S-TOU Customer 39	\$ 1,183.57	\$ 1,032.38	-12.77%	\$ 2,716.91	\$ 2,565.73	-5.56%
MGS-S-TOU Customer 40	\$ 1,408.75	\$ 1,228.86	-12.77%	\$ 4,451.62	\$ 4,271.73	-4.04%
MGS-S-TOU Customer 41	\$ 1,303.15	\$ 1,136.87	-12.76%	\$ 3,248.88	\$ 3,082.60	-5.12%
MGS-S-TOU Customer 42	\$ 2,367.82	\$ 2,063.32	-12.86%	\$ 5,965.20	\$ 5,660.70	-5.10%
MGS-S-TOU Customer 43	\$ 3,067.00	\$ 2,672.19	-12.87%	\$ 7,948.07	\$ 7,553.25	-4.97%
MGS-S-TOU Customer 44	\$ 1,787.67	\$ 1,557.97	-12.85%	\$ 4,386.63	\$ 4,156.93	-5.24%
MGS-S-TOU Customer 45	\$ 2,687.01	\$ 2,341.32	-12.87%	\$ 6,701.25	\$ 6,355.56	-5.16%
MGS-S-TOU Customer 46	\$ 14,308.23	\$ 12,455.32	-12.95%	\$ 41,297.90	\$ 39,444.99	-4.49%
MGS-S-TOU Customer 47	\$ 2,489.22	\$ 2,168.68	-12.88%	\$ 6,421.35	\$ 6,100.81	-4.99%
MGS-S-TOU Customer 48	\$ 4,236.50	\$ 3,689.71	-12.91%	\$ 10,988.54	\$ 10,441.76	-4.98%
MGS-S-TOU Customer 49	\$ 4,004.78	\$ 3,488.56	-12.89%	\$ 10,268.25	\$ 9,752.02	-5.03%
MGS-S-TOU Customer 50	\$ 1,337.78	\$ 1,167.41	-12.73%	\$ 2,707.13	\$ 2,536.77	-6.29%
MGS-S-TOU Customer 51	\$ 1,628.01	\$ 1,419.22	-12.82%	\$ 3,931.02	\$ 3,722.23	-5.31%
MGS-S-TOU Customer 52	\$ 8,118.52	\$ 7,002.41	-13.75%	\$ 22,043.56	\$ 20,927.45	-5.06%
MGS-S-TOU Customer 53	\$ 24,315.93	\$ 21,148.09	-13.03%	\$ 70,735.23	\$ 67,567.39	-4.48%
MGS-S-TOU Customer 54	\$ 1,717.19	\$ 1,496.84	-12.83%	\$ 4,193.85	\$ 3,973.50	-5.25%
MGS-S-TOU Customer 55	\$ 2,002.88	\$ 1,746.02	-12.82%	\$ 4,694.62	\$ 4,437.76	-5.47%
MGS-S-TOU Customer 56	\$ 1,087.79	\$ 949.15	-12.75%	\$ 2,253.80	\$ 2,115.15	-6.15%
MGS-S-TOU Customer 57	\$ 1,551.81	\$ 1,353.53	-12.78%	\$ 2,423.80	\$ 2,225.52	-8.18%
MGS-S-TOU Customer 58	\$ 1,666.01	\$ 1,453.02	-12.78%	\$ 3,689.93	\$ 3,476.94	-5.77%
MGS-S-TOU Customer 59	\$ 4,196.63	\$ 3,654.13	-12.93%	\$ 14,023.62	\$ 13,481.13	-3.87%
MGS-S-TOU Customer 60	\$ 1,284.62	\$ 1,120.57	-12.77%	\$ 4,073.53	\$ 3,909.49	-4.03%
MGS-S-TOU Customer 61	\$ 1,479.54	\$ 1,289.99	-12.81%	\$ 3,457.23	\$ 3,267.69	-5.48%
MGS-S-TOU Customer 62	\$ 2,739.26	\$ 2,385.04	-12.93%	\$ 5,583.81	\$ 5,229.59	-6.34%
MGS-S-TOU Customer 63	\$ 3,320.38	\$ 2,892.49	-12.89%	\$ 8,397.33	\$ 7,969.44	-5.10%
MGS-S-TOU Customer 64	\$ 1,555.24	\$ 1,357.00	-12.75%	\$ 3,617.44	\$ 3,419.20	-5.48%
MGS-S-TOU Customer 65	\$ 5,508.30	\$ 4,796.89	-12.92%	\$ 15,027.01	\$ 14,315.59	-4.73%
MGS-S-TOU Customer 66	\$ 514.49	\$ 450.16	-12.50%	\$ 543.49	\$ 479.17	-11.83%
MGS-S-TOU Customer 67	\$ 2,238.56	\$ 1,950.34	-12.88%	\$ 6,319.61	\$ 6,031.39	-4.56%
MGS-S-TOU Customer 68	\$ 2,455.94	\$ 2,139.65	-12.88%	\$ 6,138.98	\$ 5,822.69	-5.15%
MGS-S-TOU Customer 69	\$ 22,760.78	\$ 19,725.99	-13.33%	\$ 64,555.52	\$ 61,520.73	-4.70%
MGS-S-TOU Customer 70	\$ 1,792.32	\$ 1,562.06	-12.85%	\$ 4,864.65	\$ 4,634.39	-4.73%
MGS-S-TOU Customer 71	\$ 1,425.65	\$ 1,243.09	-12.81%	\$ 3,309.52	\$ 3,126.96	-5.52%
MGS-S-TOU Customer 72	\$ 10,859.00	\$ 9,454.87	-12.93%	\$ 31,353.75	\$ 29,949.62	-4.48%
MGS-S-TOU Customer 73	\$ 6,104.54	\$ 5,315.82	-12.92%	\$ 15,819.33	\$ 15,030.61	-4.99%

Customer	Distribution 7/22 Prices	Distribution 8/23 Prices	Distribution % Difference	Delivery 1/23 Prices	Delivery 8/23 Prices	Delivery % Difference
MGS-S-TOU Customer 74	\$ 3,436.24	\$ 2,953.63	-14.04%	\$ 7,241.55	\$ 6,758.94	-6.66%
MGS-S-TOU Customer 75	\$ 15,049.47	\$ 13,099.14	-12.96%	\$ 44,072.33	\$ 42,121.99	-4.43%
MGS-S-TOU Customer 76	\$ 1,946.26	\$ 1,695.88	-12.86%	\$ 4,809.12	\$ 4,558.75	-5.21%
MGS-S-TOU Customer 77	\$ 13,632.98	\$ 11,864.47	-12.97%	\$ 40,970.97	\$ 39,202.46	-4.32%
MGS-S-TOU Customer 78	\$ 1,763.11	\$ 1,536.71	-12.84%	\$ 4,525.28	\$ 4,298.89	-5.00%
MGS-S-TOU Customer 79	\$ 2,060.18	\$ 1,795.22	-12.86%	\$ 5,264.08	\$ 4,999.12	-5.03%
MGS-S-TOU Customer 80	\$ 1,237.10	\$ 1,079.07	-12.77%	\$ 2,714.03	\$ 2,556.00	-5.82%
MGS-S-TOU Customer 81	\$ 3,388.04	\$ 2,950.84	-12.90%	\$ 8,872.36	\$ 8,435.16	-4.93%
MGS-S-TOU Customer 82	\$ 1,685.36	\$ 1,469.15	-12.83%	\$ 4,015.88	\$ 3,799.67	-5.38%
MGS-S-TOU Customer 83	\$ 2,685.78	\$ 2,341.17	-12.83%	\$ 6,907.11	\$ 6,562.50	-4.99%
MGS-S-TOU Customer 84	\$ 1,799.73	\$ 1,561.79	-13.22%	\$ 4,175.70	\$ 3,937.76	-5.70%
MGS-S-TOU Customer 85	\$ 990.84	\$ 864.82	-12.72%	\$ 1,943.54	\$ 1,817.52	-6.48%
MGS-S-TOU Customer 86	\$ 2,325.71	\$ 2,027.01	-12.84%	\$ 5,690.76	\$ 5,392.05	-5.25%
MGS-S-TOU Customer 87	\$ 1,110.48	\$ 969.43	-12.70%	\$ 2,775.27	\$ 2,634.22	-5.08%
MGS-S-TOU Customer 88	\$ 19,133.01	\$ 16,572.24	-13.38%	\$ 54,644.29	\$ 52,083.51	-4.69%
MGS-S-TOU Customer 89	\$ 4,191.76	\$ 3,605.54	-13.98%	\$ 10,995.73	\$ 10,409.51	-5.33%
MGS-S-TOU Customer 90	\$ 15,154.53	\$ 13,189.23	-12.97%	\$ 45,725.88	\$ 43,760.59	-4.30%
MGS-S-TOU Customer 91	\$ 10,954.83	\$ 9,534.31	-12.97%	\$ 32,791.20	\$ 31,370.68	-4.33%
MGS-S-TOU Customer 92	\$ 2,641.75	\$ 2,302.65	-12.84%	\$ 7,972.53	\$ 7,633.43	-4.25%
MGS-S-TOU Customer 93	\$ 2,023.67	\$ 1,755.86	-13.23%	\$ 5,206.68	\$ 4,938.87	-5.14%
MGS-S-TOU Customer 94	\$ 1,244.02	\$ 1,085.03	-12.78%	\$ 2,722.90	\$ 2,563.91	-5.84%
MGS-S-TOU Customer 95	\$ 8,833.43	\$ 7,689.78	-12.95%	\$ 25,304.59	\$ 24,160.94	-4.52%
MGS-S-TOU Customer 96	\$ 3,835.12	\$ 3,305.56	-13.81%	\$ 9,444.34	\$ 8,914.78	-5.61%
MGS-S-TOU Customer 97	\$ 3,977.04	\$ 3,463.94	-12.90%	\$ 10,328.62	\$ 9,815.52	-4.97%
MGS-S-TOU Customer 98	\$ 5,863.18	\$ 5,000.90	-14.71%	\$ 14,622.67	\$ 13,760.40	-5.90%
MGS-S-TOU Customer 99	\$ 1,321.66	\$ 1,152.62	-12.79%	\$ 2,957.83	\$ 2,788.78	-5.72%
MGS-S-TOU Customer 100	\$ 2,790.20	\$ 2,431.14	-12.87%	\$ 7,356.13	\$ 6,997.07	-4.88%
MGS-S-TOU Customer 101	\$ 2,128.01	\$ 1,854.88	-12.84%	\$ 5,132.21	\$ 4,859.08	-5.32%
MGS-S-TOU Customer 102	\$ 7,788.39	\$ 6,780.99	-12.93%	\$ 22,455.47	\$ 21,448.06	-4.49%
MGS-S-TOU Customer 103	\$ 6,326.60	\$ 5,508.16	-12.94%	\$ 18,098.57	\$ 17,280.13	-4.52%
MGS-S-TOU Customer 104	\$ 792.92	\$ 692.63	-12.65%	\$ 1,813.60	\$ 1,713.30	-5.53%
MGS-S-TOU Customer 105	\$ 1,462.13	\$ 1,275.41	-12.77%	\$ 3,174.51	\$ 2,987.80	-5.88%
MGS-S-TOU Customer 106	\$ 5,300.76	\$ 4,596.36	-13.29%	\$ 14,748.89	\$ 14,044.49	-4.78%
MGS-S-TOU Customer 107	\$ 1,515.69	\$ 1,321.30	-12.83%	\$ 3,552.04	\$ 3,357.64	-5.47%
MGS-S-TOU Customer 108	\$ 1,614.37	\$ 1,408.02	-12.78%	\$ 4,442.67	\$ 4,236.32	-4.64%
MGS-S-TOU Customer 109	\$ 4,994.09	\$ 4,348.38	-12.93%	\$ 14,769.36	\$ 14,123.66	-4.37%
MGS-S-TOU Customer 110	\$ 15,307.40	\$ 13,322.99	-12.96%	\$ 45,447.49	\$ 43,463.08	-4.37%
MGS-S-TOU Customer 111	\$ 3,133.39	\$ 2,709.41	-13.53%	\$ 7,928.77	\$ 7,504.79	-5.35%

Internal Use

Customer	Distribution 7/22 Prices	Distribution 8/23 Prices	Distribution % Difference	Delivery 1/23 Prices	Delivery 8/23 Prices	Delivery % Difference
MGS-S-TOU Customer 112	\$ 2,618.06	\$ 2,281.10	-12.87%	\$ 6,939.07	\$ 6,602.12	-4.86%
MGS-S-TOU Customer 113	\$ 1,975.50	\$ 1,722.42	-12.81%	\$ 5,406.27	\$ 5,153.19	-4.68%
MGS-S-TOU Customer 114	\$ 1,819.45	\$ 1,585.88	-12.84%	\$ 4,596.01	\$ 4,362.45	-5.08%
MGS-S-TOU Customer 115	\$ 19,993.70	\$ 17,325.87	-13.34%	\$ 57,410.20	\$ 54,742.37	-4.65%
MGS-S-TOU Customer 116	\$ 6,840.76	\$ 5,955.94	-12.93%	\$ 19,750.28	\$ 18,865.45	-4.48%
MGS-S-TOU Customer 117	\$ 1,417.58	\$ 1,236.10	-12.80%	\$ 3,258.88	\$ 3,077.41	-5.57%
MGS-S-TOU Customer 118	\$ 5,461.26	\$ 4,755.67	-12.92%	\$ 14,893.01	\$ 14,187.41	-4.74%
MGS-S-TOU Customer 119	\$ 757.47	\$ 662.35	-12.56%	\$ 1,035.28	\$ 940.16	-9.19%
MGS-S-TOU Customer 120	\$ 5,717.91	\$ 4,979.29	-12.92%	\$ 16,171.24	\$ 15,432.62	-4.57%
MGS-S-TOU Customer 121	\$ 1,107.45	\$ 966.18	-12.76%	\$ 2,355.07	\$ 2,213.81	-6.00%
MGS-S-TOU Customer 122	\$ 646.56	\$ 565.80	-12.49%	\$ 647.15	\$ 566.39	-12.48%
MGS-S-TOU Customer 123	\$ 26,320.62	\$ 22,807.51	-13.35%	\$ 76,582.49	\$ 73,069.38	-4.59%
MGS-S-TOU Customer 124	\$ 8,456.44	\$ 7,363.25	-12.93%	\$ 23,466.08	\$ 22,372.90	-4.66%
MGS-S-TOU Customer 125	\$ 1,267.43	\$ 1,105.41	-12.78%	\$ 2,833.68	\$ 2,671.66	-5.72%
MGS-S-TOU Customer 126	\$ 1,912.53	\$ 1,666.94	-12.84%	\$ 4,765.95	\$ 4,520.36	-5.15%
MGS-S-TOU Customer 127	\$ 12,526.61	\$ 10,905.07	-12.94%	\$ 35,795.58	\$ 34,174.03	-4.53%
MGS-S-TOU Customer 128	\$ 16,451.17	\$ 14,318.09	-12.97%	\$ 49,023.79	\$ 46,890.71	-4.35%
MGS-S-TOU Customer 129	\$ 2,551.45	\$ 2,223.37	-12.86%	\$ 6,060.12	\$ 5,732.03	-5.41%
MGS-S-TOU Customer 130	\$ 2,248.93	\$ 1,950.64	-13.26%	\$ 6,230.73	\$ 5,932.44	-4.79%
MGS-S-TOU Customer 131	\$ 1,739.10	\$ 1,515.94	-12.83%	\$ 4,248.90	\$ 4,025.74	-5.25%
MGS-S-TOU Customer 132	\$ 1,809.66	\$ 1,577.65	-12.82%	\$ 4,295.16	\$ 4,063.14	-5.40%
MGS-S-TOU Customer 133	\$ 24,721.13	\$ 21,517.46	-12.96%	\$ 73,116.46	\$ 69,912.79	-4.38%
MGS-S-TOU Customer 134	\$ 1,620.45	\$ 1,412.95	-12.80%	\$ 3,806.16	\$ 3,598.66	-5.45%
MGS-S-TOU Customer 135	\$ 1,390.49	\$ 1,213.20	-12.75%	\$ 3,260.50	\$ 3,083.20	-5.44%
MGS-S-TOU Customer 136	\$ 11,781.40	\$ 10,153.19	-13.82%	\$ 31,504.99	\$ 29,876.77	-5.17%
MGS-S-TOU Customer 137	\$ 1,526.25	\$ 1,330.73	-12.81%	\$ 3,611.02	\$ 3,415.49	-5.41%
MGS-S-TOU Customer 138	\$ 2,417.27	\$ 2,107.53	-12.81%	\$ 7,363.14	\$ 7,053.40	-4.21%
MGS-S-TOU Customer 139	\$ 2,574.75	\$ 2,237.46	-13.10%	\$ 6,632.97	\$ 6,295.67	-5.09%
MGS-S-TOU Customer 140	\$ 1,985.82	\$ 1,731.09	-12.83%	\$ 4,743.66	\$ 4,488.93	-5.37%
MGS-S-TOU Customer 141	\$ 5,152.45	\$ 4,454.31	-13.55%	\$ 13,455.03	\$ 12,756.90	-5.19%
MGS-S-TOU Customer 142	\$ 17,422.59	\$ 15,142.32	-13.09%	\$ 49,654.59	\$ 47,374.33	-4.59%
MGS-S-TOU Customer 143	\$ 2,704.94	\$ 2,351.32	-13.07%	\$ 6,868.51	\$ 6,514.89	-5.15%
MGS-S-TOU Customer 144	\$ 10,250.18	\$ 8,888.03	-13.29%	\$ 29,239.15	\$ 27,877.01	-4.66%
MGS-S-TOU Customer 145	\$ 23,006.63	\$ 19,886.10	-13.56%	\$ 58,491.80	\$ 55,371.28	-5.33%
MGS-S-TOU Customer 146	\$ 3,113.38	\$ 2,706.12	-13.08%	\$ 8,495.35	\$ 8,088.09	-4.79%
MGS-S-TOU Customer 147	\$ 6,585.63	\$ 5,732.49	-12.95%	\$ 18,751.92	\$ 17,898.78	-4.55%
MGS-S-TOU Customer 148	\$ 1,372.86	\$ 1,197.19	-12.80%	\$ 3,137.36	\$ 2,961.69	-5.60%
MGS-S-TOU Customer 149	\$ 1,459.15	\$ 1,272.29	-12.81%	\$ 3,374.41	\$ 3,187.54	-5.54%

Internal Use

Customer	Distribution 7/22 Prices	Distribution 8/23 Prices	Distribution % Difference	Delivery 1/23 Prices	Delivery 8/23 Prices	Delivery % Difference
MGS-S-TOU Customer 150	\$ 2,686.88	\$ 2,340.68	-12.88%	\$ 6,852.29	\$ 6,506.09	-5.05%
MGS-S-TOU Customer 151	\$ 936.20	\$ 817.77	-12.65%	\$ 1,893.72	\$ 1,775.29	-6.25%
MGS-S-TOU Customer 152	\$ 1,376.77	\$ 1,200.57	-12.80%	\$ 3,136.57	\$ 2,960.37	-5.62%
MGS-S-TOU Customer 153	\$ 6,453.27	\$ 5,619.13	-12.93%	\$ 17,733.08	\$ 16,898.94	-4.70%
MGS-S-TOU Customer 154	\$ 2,135.94	\$ 1,861.28	-12.86%	\$ 5,464.01	\$ 5,189.36	-5.03%
MGS-S-TOU Customer 155	\$ 1,529.85	\$ 1,333.86	-12.81%	\$ 3,592.13	\$ 3,396.14	-5.46%
MGS-S-TOU Customer 156	\$ 4,742.02	\$ 4,129.62	-12.91%	\$ 12,455.55	\$ 11,843.14	-4.92%
Total			156			156
Number of customers with im			156			156
% of customers with impacts			100%			100%

(16.88% RY1, 8.91% RY2, 7.5

**Stipulation
Attachment 18
Docket No. 2022-00152**

Customer	Bundled 1/23 Prices	Bundled 8/23 Prices	Bundled % Difference	Distribution 8/23 Prices	Distribution 1/24 Prices	Distribution % Difference
MGS-S-TOU Customer 1	\$ 158,059.15	\$ 156,334.13	-1.09%	\$ 11,583.23	\$ 11,970.51	3.34%
MGS-S-TOU Customer 2	\$ 17,696.20	\$ 17,212.16	-2.74%	\$ 3,194.82	\$ 1,800.82	-43.63%
MGS-S-TOU Customer 3	\$ 66,621.58	\$ 65,540.95	-1.62%	\$ 7,253.17	\$ 2,912.05	-59.85%
MGS-S-TOU Customer 4	\$ 222,776.29	\$ 219,893.92	-1.29%	\$ 19,344.91	\$ 12,088.13	-37.51%
MGS-S-TOU Customer 5	\$ 314,333.40	\$ 311,169.11	-1.01%	\$ 20,619.49	\$ 10,865.67	-47.30%
MGS-S-TOU Customer 6	\$ 4,257.56	\$ 4,031.55	-5.31%	\$ 1,535.45	\$ 665.54	-56.66%
MGS-S-TOU Customer 7	\$ 18,001.68	\$ 17,688.38	-1.74%	\$ 2,115.94	\$ 1,162.17	-45.08%
MGS-S-TOU Customer 8	\$ 13,836.20	\$ 13,569.73	-1.93%	\$ 1,805.00	\$ 779.46	-56.82%
MGS-S-TOU Customer 9	\$ 115,179.12	\$ 113,634.40	-1.34%	\$ 10,382.33	\$ 5,123.88	-50.65%
MGS-S-TOU Customer 10	\$ 54,452.14	\$ 52,335.96	-3.89%	\$ 14,209.22	\$ 6,772.07	-52.34%
MGS-S-TOU Customer 11	\$ 83,056.51	\$ 81,830.30	-1.48%	\$ 8,315.18	#N/A	#N/A
MGS-S-TOU Customer 12	\$ 40,583.95	\$ 38,955.37	-4.01%	\$ 10,949.84	\$ 5,326.57	-51.35%
MGS-S-TOU Customer 13	\$ 19,076.33	\$ 18,714.36	-1.90%	\$ 2,447.53	\$ 1,522.53	-37.79%
MGS-S-TOU Customer 14	\$ 1,583.24	\$ 1,502.48	-5.10%	\$ 565.80	\$ 586.44	3.65%
MGS-S-TOU Customer 15	\$ 15,045.49	\$ 14,800.01	-1.63%	\$ 1,667.87	#N/A	#N/A
MGS-S-TOU Customer 16	\$ 13,308.61	\$ 13,069.16	-1.80%	\$ 1,624.43	\$ 1,069.26	-34.18%
MGS-S-TOU Customer 17	\$ 18,904.63	\$ 18,035.84	-4.60%	\$ 5,873.63	#N/A	#N/A
MGS-S-TOU Customer 18	\$ 230,626.57	\$ 227,398.40	-1.40%	\$ 21,687.26	\$ 10,861.33	-49.92%
MGS-S-TOU Customer 19	\$ 5,139.40	\$ 4,922.84	-4.21%	\$ 1,478.49	\$ 677.80	-54.16%
MGS-S-TOU Customer 20	\$ 19,125.84	\$ 18,816.87	-1.62%	\$ 2,088.02	\$ 1,198.09	-42.62%
MGS-S-TOU Customer 21	\$ 21,310.68	\$ 20,940.17	-1.74%	\$ 2,497.42	\$ 1,307.04	-47.66%
MGS-S-TOU Customer 22	\$ 11,192.21	\$ 10,923.32	-2.40%	\$ 1,829.35	\$ 1,200.15	-34.39%
MGS-S-TOU Customer 23	\$ 127,838.74	\$ 126,091.98	-1.37%	\$ 11,258.84	\$ 6,020.01	-46.53%
MGS-S-TOU Customer 24	\$ 14,537.14	\$ 14,179.20	-2.46%	\$ 2,416.26	\$ 1,277.44	-47.13%
MGS-S-TOU Customer 25	\$ 21,292.83	\$ 20,645.23	-3.04%	\$ 4,335.68	\$ 1,329.90	-69.33%
MGS-S-TOU Customer 26	\$ 1,640.24	\$ 1,538.52	-6.20%	\$ 699.73	#N/A	#N/A
MGS-S-TOU Customer 27	\$ 23,501.43	\$ 23,066.32	-1.85%	\$ 2,936.91	\$ 1,730.46	-41.08%
MGS-S-TOU Customer 28	\$ 18,820.52	\$ 18,537.31	-1.50%	\$ 1,918.08	\$ 1,201.40	-37.36%
MGS-S-TOU Customer 29	\$ 13,691.02	\$ 13,321.64	-2.70%	\$ 2,500.01	\$ 1,364.34	-45.43%
MGS-S-TOU Customer 30	\$ 18,247.35	\$ 17,889.00	-1.96%	\$ 2,424.68	\$ 1,404.48	-42.08%
MGS-S-TOU Customer 31	\$ 15,585.02	\$ 15,193.52	-2.51%	\$ 2,652.27	\$ 1,757.04	-33.75%
MGS-S-TOU Customer 32	\$ 17,990.88	\$ 17,176.05	-4.53%	\$ 5,490.57	\$ 2,688.46	-51.03%
MGS-S-TOU Customer 33	\$ 32,422.77	\$ 31,714.41	-2.18%	\$ 4,773.37	\$ 2,116.59	-55.66%
MGS-S-TOU Customer 34	\$ 58,088.90	\$ 56,943.06	-1.97%	\$ 7,707.42	\$ 4,202.60	-45.47%
MGS-S-TOU Customer 35	\$ 85,837.19	\$ 84,497.67	-1.56%	\$ 9,016.05	\$ 4,996.25	-44.58%

Internal Use

Customer	Bundled 1/23 Prices	Bundled 8/23 Prices	Bundled % Difference	Distribution 8/23 Prices	Distribution 1/24 Prices	Distribution % Difference
MGS-S-TOU Customer 36	\$ 40,513.04	\$ 39,792.08	-1.78%	\$ 4,861.08	\$ 2,481.30	-48.96%
MGS-S-TOU Customer 37	\$ 14,997.35	\$ 14,742.76	-1.70%	\$ 1,724.36	\$ 1,130.59	-34.43%
MGS-S-TOU Customer 38	\$ 37,417.43	\$ 37,107.36	-0.83%	\$ 2,092.29	\$ 3,661.25	74.99%
MGS-S-TOU Customer 39	\$ 14,511.69	\$ 14,360.51	-1.04%	\$ 1,032.38	\$ 744.91	-27.85%
MGS-S-TOU Customer 40	\$ 4,763.91	\$ 4,584.02	-3.78%	\$ 1,228.86	\$ 1,205.98	-1.86%
MGS-S-TOU Customer 41	\$ 8,951.12	\$ 8,784.84	-1.86%	\$ 1,136.87	#N/A	#N/A
MGS-S-TOU Customer 42	\$ 16,514.90	\$ 16,210.40	-1.84%	\$ 2,063.32	\$ 1,293.69	-37.30%
MGS-S-TOU Customer 43	\$ 21,369.24	\$ 20,974.42	-1.85%	\$ 2,672.19	\$ 1,339.23	-49.88%
MGS-S-TOU Customer 44	\$ 13,268.33	\$ 13,038.63	-1.73%	\$ 1,557.97	\$ 916.46	-41.18%
MGS-S-TOU Customer 45	\$ 14,392.73	\$ 14,047.04	-2.40%	\$ 2,341.32	\$ 1,157.14	-50.58%
MGS-S-TOU Customer 46	\$ 155,449.95	\$ 153,597.04	-1.19%	\$ 12,455.32	\$ 6,057.81	-51.36%
MGS-S-TOU Customer 47	\$ 15,355.82	\$ 15,035.28	-2.09%	\$ 2,168.68	\$ 1,363.37	-37.13%
MGS-S-TOU Customer 48	\$ 30,933.42	\$ 30,386.64	-1.77%	\$ 3,689.71	\$ 2,011.75	-45.48%
MGS-S-TOU Customer 49	\$ 24,568.14	\$ 24,051.91	-2.10%	\$ 3,488.56	\$ 1,827.13	-47.63%
MGS-S-TOU Customer 50	\$ 7,392.13	\$ 7,221.77	-2.30%	\$ 1,167.41	\$ 856.45	-26.64%
MGS-S-TOU Customer 51	\$ 15,561.72	\$ 15,352.93	-1.34%	\$ 1,419.22	\$ 954.76	-32.73%
MGS-S-TOU Customer 52	\$ 73,480.54	\$ 72,364.43	-1.52%	\$ 7,002.41	\$ 4,104.74	-41.38%
MGS-S-TOU Customer 53	\$ 265,761.87	\$ 262,594.03	-1.19%	\$ 21,148.09	\$ 10,612.06	-49.82%
MGS-S-TOU Customer 54	\$ 16,434.29	\$ 16,213.94	-1.34%	\$ 1,496.84	\$ 980.18	-34.52%
MGS-S-TOU Customer 55	\$ 11,806.51	\$ 11,549.65	-2.18%	\$ 1,746.02	\$ 1,079.49	-38.17%
MGS-S-TOU Customer 56	\$ 7,752.29	\$ 7,613.64	-1.79%	\$ 949.15	\$ 713.42	-24.84%
MGS-S-TOU Customer 57	\$ 12,483.77	\$ 12,285.49	-1.59%	\$ 1,353.53	\$ 1,848.45	36.56%
MGS-S-TOU Customer 58	\$ 8,712.48	\$ 8,499.49	-2.44%	\$ 1,453.02	\$ 954.11	-34.34%
MGS-S-TOU Customer 59	\$ 47,955.30	\$ 47,412.81	-1.13%	\$ 3,654.13	\$ 2,694.61	-26.26%
MGS-S-TOU Customer 60	\$ 4,853.78	\$ 4,689.74	-3.38%	\$ 1,120.57	\$ 1,125.19	0.41%
MGS-S-TOU Customer 61	\$ 11,257.24	\$ 11,067.70	-1.68%	\$ 1,289.99	\$ 850.35	-34.08%
MGS-S-TOU Customer 62	\$ 25,453.38	\$ 25,099.16	-1.39%	\$ 2,385.04	\$ 2,261.81	-5.17%
MGS-S-TOU Customer 63	\$ 17,376.85	\$ 16,948.96	-2.46%	\$ 2,892.49	\$ 2,075.49	-28.25%
MGS-S-TOU Customer 64	\$ 5,904.88	\$ 5,706.64	-3.36%	\$ 1,357.00	\$ 667.90	-50.78%
MGS-S-TOU Customer 65	\$ 48,141.24	\$ 47,429.82	-1.48%	\$ 4,796.89	#N/A	#N/A
MGS-S-TOU Customer 66	\$ 674.79	\$ 610.47	-9.53%	\$ 450.16	\$ 820.48	82.26%
MGS-S-TOU Customer 67	\$ 23,322.71	\$ 23,034.49	-1.24%	\$ 1,950.34	#N/A	#N/A
MGS-S-TOU Customer 68	\$ 15,339.99	\$ 15,023.70	-2.06%	\$ 2,139.65	\$ 1,274.11	-40.45%
MGS-S-TOU Customer 69	\$ 226,606.77	\$ 223,571.98	-1.34%	\$ 19,725.99	\$ 10,088.92	-48.85%
MGS-S-TOU Customer 70	\$ 13,239.34	\$ 13,009.08	-1.74%	\$ 1,562.06	\$ 774.54	-50.42%
MGS-S-TOU Customer 71	\$ 9,270.75	\$ 9,088.19	-1.97%	\$ 1,243.09	\$ 890.85	-28.34%
MGS-S-TOU Customer 72	\$ 110,111.05	\$ 108,706.92	-1.28%	\$ 9,454.87	\$ 5,068.63	-46.39%
MGS-S-TOU Customer 73	\$ 31,356.95	\$ 30,568.23	-2.52%	\$ 5,315.82	\$ 1,779.02	-66.53%

Customer	Bundled 1/23 Prices	Bundled 8/23 Prices	Bundled % Difference	Distribution 8/23 Prices	Distribution 1/24 Prices	Distribution % Difference
MGS-S-TOU Customer 74	\$ 11,644.95	\$ 11,162.34	-4.14%	\$ 2,953.63	\$ 1,174.87	-60.22%
MGS-S-TOU Customer 75	\$ 159,735.36	\$ 157,785.02	-1.22%	\$ 13,099.14	\$ 6,941.77	-47.01%
MGS-S-TOU Customer 76	\$ 12,879.16	\$ 12,628.79	-1.94%	\$ 1,695.88	\$ 1,076.95	-36.50%
MGS-S-TOU Customer 77	\$ 148,651.35	\$ 146,882.84	-1.19%	\$ 11,864.47	\$ 6,600.48	-44.37%
MGS-S-TOU Customer 78	\$ 8,794.71	\$ 8,568.32	-2.57%	\$ 1,536.71	\$ 1,017.71	-33.77%
MGS-S-TOU Customer 79	\$ 11,741.50	\$ 11,476.54	-2.26%	\$ 1,795.22	#N/A	#N/A
MGS-S-TOU Customer 80	\$ 9,769.85	\$ 9,611.82	-1.62%	\$ 1,079.07	\$ 760.12	-29.56%
MGS-S-TOU Customer 81	\$ 21,872.42	\$ 21,435.22	-2.00%	\$ 2,950.84	#N/A	#N/A
MGS-S-TOU Customer 82	\$ 8,058.50	\$ 7,842.29	-2.68%	\$ 1,469.15	\$ 713.00	-51.47%
MGS-S-TOU Customer 83	\$ 9,939.05	\$ 9,594.44	-3.47%	\$ 2,341.17	\$ 935.01	-60.06%
MGS-S-TOU Customer 84	\$ 23,444.54	\$ 23,206.60	-1.01%	\$ 1,561.79	\$ 2,331.88	49.31%
MGS-S-TOU Customer 85	\$ 4,854.29	\$ 4,728.27	-2.60%	\$ 864.82	\$ 665.21	-23.08%
MGS-S-TOU Customer 86	\$ 19,145.47	\$ 18,846.76	-1.56%	\$ 2,027.01	\$ 1,251.97	-38.24%
MGS-S-TOU Customer 87	\$ 20,703.48	\$ 20,562.43	-0.68%	\$ 969.43	\$ 2,791.57	187.96%
MGS-S-TOU Customer 88	\$ 171,296.92	\$ 168,736.14	-1.49%	\$ 16,572.24	\$ 7,040.77	-57.51%
MGS-S-TOU Customer 89	\$ 39,404.99	\$ 38,818.77	-1.49%	\$ 3,605.54	\$ 2,334.76	-35.25%
MGS-S-TOU Customer 90	\$ 160,621.46	\$ 158,656.17	-1.22%	\$ 13,189.23	\$ 7,272.30	-44.86%
MGS-S-TOU Customer 91	\$ 103,738.29	\$ 102,317.77	-1.37%	\$ 9,534.31	\$ 4,748.26	-50.20%
MGS-S-TOU Customer 92	\$ 15,241.63	\$ 14,902.53	-2.22%	\$ 2,302.65	\$ 2,751.25	19.48%
MGS-S-TOU Customer 93	\$ 10,293.18	\$ 10,025.37	-2.60%	\$ 1,755.86	\$ 1,624.07	-7.51%
MGS-S-TOU Customer 94	\$ 9,542.31	\$ 9,383.32	-1.67%	\$ 1,085.03	\$ 765.05	-29.49%
MGS-S-TOU Customer 95	\$ 89,500.47	\$ 88,356.82	-1.28%	\$ 7,689.78	\$ 4,097.08	-46.72%
MGS-S-TOU Customer 96	\$ 22,831.76	\$ 22,302.20	-2.32%	\$ 3,305.56	\$ 2,159.14	-34.68%
MGS-S-TOU Customer 97	\$ 20,230.19	\$ 19,717.09	-2.54%	\$ 3,463.94	\$ 2,043.35	-41.01%
MGS-S-TOU Customer 98	\$ 47,036.52	\$ 46,174.25	-1.83%	\$ 5,000.90	\$ 3,036.20	-39.29%
MGS-S-TOU Customer 99	\$ 10,084.80	\$ 9,915.75	-1.68%	\$ 1,152.62	\$ 785.07	-31.89%
MGS-S-TOU Customer 100	\$ 12,950.11	\$ 12,591.05	-2.77%	\$ 2,431.14	\$ 1,692.01	-30.40%
MGS-S-TOU Customer 101	\$ 16,400.09	\$ 16,126.96	-1.67%	\$ 1,854.88	\$ 1,241.59	-33.06%
MGS-S-TOU Customer 102	\$ 79,907.24	\$ 78,899.83	-1.26%	\$ 6,780.99	\$ 3,736.36	-44.90%
MGS-S-TOU Customer 103	\$ 47,073.79	\$ 46,255.35	-1.74%	\$ 5,508.16	#N/A	#N/A
MGS-S-TOU Customer 104	\$ 3,072.54	\$ 2,972.24	-3.26%	\$ 692.63	\$ 750.68	8.38%
MGS-S-TOU Customer 105	\$ 8,758.95	\$ 8,572.24	-2.13%	\$ 1,275.41	#N/A	#N/A
MGS-S-TOU Customer 106	\$ 65,838.97	\$ 65,134.57	-1.07%	\$ 4,596.36	\$ 2,722.09	-40.78%
MGS-S-TOU Customer 107	\$ 9,208.25	\$ 9,013.85	-2.11%	\$ 1,321.30	#N/A	#N/A
MGS-S-TOU Customer 108	\$ 6,736.45	\$ 6,530.10	-3.06%	\$ 1,408.02	\$ 1,161.84	-17.48%
MGS-S-TOU Customer 109	\$ 50,065.45	\$ 49,419.75	-1.29%	\$ 4,348.38	\$ 1,340.75	-69.17%
MGS-S-TOU Customer 110	\$ 172,691.91	\$ 170,707.50	-1.15%	\$ 13,322.99	\$ 6,767.82	-49.20%
MGS-S-TOU Customer 111	\$ 28,466.64	\$ 28,042.66	-1.49%	\$ 2,709.41	\$ 1,608.77	-40.62%

Customer	Bundled 1/23 Prices	Bundled 8/23 Prices	Bundled % Difference	Distribution 8/23 Prices	Distribution 1/24 Prices	Distribution % Difference
MGS-S-TOU Customer 112	\$ 20,645.41	\$ 20,308.46	-1.63%	\$ 2,281.10	\$ 1,451.13	-36.38%
MGS-S-TOU Customer 113	\$ 6,579.59	\$ 6,326.51	-3.85%	\$ 1,722.42	\$ 1,435.86	-16.64%
MGS-S-TOU Customer 114	\$ 9,818.56	\$ 9,585.00	-2.38%	\$ 1,585.88	\$ 1,125.96	-29.00%
MGS-S-TOU Customer 115	\$ 193,607.97	\$ 190,940.14	-1.38%	\$ 17,325.87	\$ 9,693.84	-44.05%
MGS-S-TOU Customer 116	\$ 25,399.32	\$ 24,514.49	-3.48%	\$ 5,955.94	\$ 3,938.51	-33.87%
MGS-S-TOU Customer 117	\$ 12,488.03	\$ 12,306.56	-1.45%	\$ 1,236.10	\$ 844.71	-31.66%
MGS-S-TOU Customer 118	\$ 43,376.27	\$ 42,670.67	-1.63%	\$ 4,755.67	\$ 2,639.41	-44.50%
MGS-S-TOU Customer 119	\$ 4,554.12	\$ 4,459.00	-2.09%	\$ 662.35	\$ 881.24	33.05%
MGS-S-TOU Customer 120	\$ 50,779.90	\$ 50,041.28	-1.45%	\$ 4,979.29	\$ 2,981.64	-40.12%
MGS-S-TOU Customer 121	\$ 8,605.67	\$ 8,464.41	-1.64%	\$ 966.18	\$ 720.68	-25.41%
MGS-S-TOU Customer 122	\$ 670.95	\$ 590.19	-12.04%	\$ 565.80	#N/A	#N/A
MGS-S-TOU Customer 123	\$ 325,145.51	\$ 321,632.40	-1.08%	\$ 22,807.51	\$ 11,712.97	-48.64%
MGS-S-TOU Customer 124	\$ 67,566.22	\$ 66,473.04	-1.62%	\$ 7,363.25	#N/A	#N/A
MGS-S-TOU Customer 125	\$ 10,860.94	\$ 10,698.92	-1.49%	\$ 1,105.41	\$ 788.05	-28.71%
MGS-S-TOU Customer 126	\$ 17,234.54	\$ 16,988.95	-1.42%	\$ 1,666.94	\$ 1,006.03	-39.65%
MGS-S-TOU Customer 127	\$ 100,893.77	\$ 99,272.22	-1.61%	\$ 10,905.07	\$ 4,711.73	-56.79%
MGS-S-TOU Customer 128	\$ 180,242.79	\$ 178,109.71	-1.18%	\$ 14,318.09	\$ 6,522.40	-54.45%
MGS-S-TOU Customer 129	\$ 8,617.15	\$ 8,289.06	-3.81%	\$ 2,223.37	\$ 804.67	-63.81%
MGS-S-TOU Customer 130	\$ 6,600.24	\$ 6,301.95	-4.52%	\$ 1,950.64	\$ 688.98	-64.68%
MGS-S-TOU Customer 131	\$ 16,988.59	\$ 16,765.43	-1.31%	\$ 1,515.94	\$ 994.56	-34.39%
MGS-S-TOU Customer 132	\$ 14,314.36	\$ 14,082.34	-1.62%	\$ 1,577.65	\$ 1,096.33	-30.51%
MGS-S-TOU Customer 133	\$ 301,985.90	\$ 298,782.23	-1.06%	\$ 21,517.46	\$ 10,920.18	-49.25%
MGS-S-TOU Customer 134	\$ 9,895.83	\$ 9,688.33	-2.10%	\$ 1,412.95	\$ 909.23	-35.65%
MGS-S-TOU Customer 135	\$ 5,641.22	\$ 5,463.92	-3.14%	\$ 1,213.20	\$ 1,079.82	-10.99%
MGS-S-TOU Customer 136	\$ 73,887.13	\$ 72,258.91	-2.20%	\$ 10,153.19	\$ 4,438.10	-56.29%
MGS-S-TOU Customer 137	\$ 13,375.13	\$ 13,179.60	-1.46%	\$ 1,330.73	\$ 892.50	-32.93%
MGS-S-TOU Customer 138	\$ 8,259.84	\$ 7,950.10	-3.75%	\$ 2,107.53	\$ 1,838.79	-12.75%
MGS-S-TOU Customer 139	\$ 12,815.84	\$ 12,478.54	-2.63%	\$ 2,237.46	\$ 1,275.93	-42.97%
MGS-S-TOU Customer 140	\$ 17,665.94	\$ 17,411.21	-1.44%	\$ 1,731.09	\$ 1,180.87	-31.78%
MGS-S-TOU Customer 141	\$ 42,284.45	\$ 41,586.32	-1.65%	\$ 4,454.31	\$ 2,253.53	-49.41%
MGS-S-TOU Customer 142	\$ 163,460.27	\$ 161,180.01	-1.39%	\$ 15,142.32	\$ 6,923.47	-54.28%
MGS-S-TOU Customer 143	\$ 22,413.67	\$ 22,060.05	-1.58%	\$ 2,351.32	\$ 1,476.10	-37.22%
MGS-S-TOU Customer 144	\$ 111,366.39	\$ 110,004.25	-1.22%	\$ 8,888.03	\$ 4,826.74	-45.69%
MGS-S-TOU Customer 145	\$ 141,802.24	\$ 138,681.72	-2.20%	\$ 19,886.10	\$ 7,464.16	-62.47%
MGS-S-TOU Customer 146	\$ 27,303.47	\$ 26,896.21	-1.49%	\$ 2,706.12	\$ 1,887.61	-30.25%
MGS-S-TOU Customer 147	\$ 62,362.60	\$ 61,509.46	-1.37%	\$ 5,732.49	\$ 2,691.95	-53.04%
MGS-S-TOU Customer 148	\$ 11,265.27	\$ 11,089.60	-1.56%	\$ 1,197.19	\$ 828.77	-30.77%
MGS-S-TOU Customer 149	\$ 12,718.03	\$ 12,531.16	-1.47%	\$ 1,272.29	\$ 864.40	-32.06%

Internal Use

Customer	Bundled 1/23 Prices	Bundled 8/23 Prices	Bundled % Difference	Distribution 8/23 Prices	Distribution 1/24 Prices	Distribution % Difference
MGS-S-TOU Customer 150	\$ 16,783.10	\$ 16,436.90	-2.06%	\$ 2,340.68	\$ 1,369.87	-41.48%
MGS-S-TOU Customer 151	\$ 10,230.90	\$ 10,112.47	-1.16%	\$ 817.77	\$ 1,319.08	61.30%
MGS-S-TOU Customer 152	\$ 12,223.37	\$ 12,047.17	-1.44%	\$ 1,200.57	\$ 834.44	-30.50%
MGS-S-TOU Customer 153	\$ 42,737.86	\$ 41,903.72	-1.95%	\$ 5,619.13	\$ 2,809.50	-50.00%
MGS-S-TOU Customer 154	\$ 25,331.11	\$ 25,056.46	-1.08%	\$ 1,861.28	\$ 1,076.64	-42.16%
MGS-S-TOU Customer 155	\$ 13,405.16	\$ 13,209.17	-1.46%	\$ 1,333.86	\$ 900.89	-32.46%
MGS-S-TOU Customer 156	\$ 24,435.89	\$ 23,823.48	-2.51%	\$ 4,129.62	\$ 2,371.85	-42.56%
Total						142
Number of customers with im						134
% of customers with impacts						94%
(16.88% RY1, 8.91% RY2, 7.5						

**Stipulation
Attachment 18
Docket No. 2022-00152**

Customer	Delivery 8/23 Prices	Delivery 1/24 Prices	Delivery % Difference	Bundled 8/23 Prices	Bundled 1/24 Prices	Bundled % Difference
MGS-S-TOU Customer 1	\$ 37,677.11	\$ 31,932.69	-15.25%	\$ 156,334.13	\$ 150,589.71	-3.67%
MGS-S-TOU Customer 2	\$ 10,310.16	\$ 6,721.71	-34.80%	\$ 17,212.16	\$ 13,623.71	-20.85%
MGS-S-TOU Customer 3	\$ 22,957.79	\$ 13,364.78	-41.79%	\$ 65,540.95	\$ 55,947.94	-14.64%
MGS-S-TOU Customer 4	\$ 69,095.84	\$ 62,032.27	-10.22%	\$ 219,893.92	\$ 212,830.35	-3.21%
MGS-S-TOU Customer 5	\$ 66,655.91	\$ 55,401.41	-16.88%	\$ 311,169.11	\$ 299,914.61	-3.62%
MGS-S-TOU Customer 6	\$ 3,098.35	\$ 1,014.96	-67.24%	\$ 4,031.55	\$ 1,948.16	-51.68%
MGS-S-TOU Customer 7	\$ 5,985.34	\$ 4,343.97	-27.42%	\$ 17,688.38	\$ 16,047.01	-9.28%
MGS-S-TOU Customer 8	\$ 4,913.55	\$ 2,305.11	-53.09%	\$ 13,569.73	\$ 10,961.29	-19.22%
MGS-S-TOU Customer 9	\$ 31,202.68	\$ 25,333.09	-18.81%	\$ 113,634.40	\$ 107,764.81	-5.17%
MGS-S-TOU Customer 10	\$ 42,546.52	\$ 31,937.06	-24.94%	\$ 52,335.96	\$ 41,726.50	-20.27%
MGS-S-TOU Customer 11	\$ 25,137.70	#N/A	#N/A	\$ 81,830.30	#N/A	#N/A
MGS-S-TOU Customer 12	\$ 34,766.47	\$ 24,420.22	-29.76%	\$ 38,955.37	\$ 28,609.12	-26.56%
MGS-S-TOU Customer 13	\$ 7,066.76	\$ 6,055.82	-14.31%	\$ 18,714.36	\$ 17,703.42	-5.40%
MGS-S-TOU Customer 14	\$ 588.37	\$ 609.01	3.51%	\$ 1,502.48	\$ 1,523.12	1.37%
MGS-S-TOU Customer 15	\$ 4,385.90	#N/A	#N/A	\$ 14,800.01	#N/A	#N/A
MGS-S-TOU Customer 16	\$ 4,344.66	\$ 3,747.48	-13.75%	\$ 13,069.16	\$ 12,471.98	-4.57%
MGS-S-TOU Customer 17	\$ 16,017.07	#N/A	#N/A	\$ 18,035.84	#N/A	#N/A
MGS-S-TOU Customer 18	\$ 68,980.42	\$ 55,783.65	-19.13%	\$ 227,398.40	\$ 214,201.63	-5.80%
MGS-S-TOU Customer 19	\$ 3,572.40	\$ 1,080.14	-69.76%	\$ 4,922.84	\$ 2,430.58	-50.63%
MGS-S-TOU Customer 20	\$ 6,057.18	\$ 4,520.49	-25.37%	\$ 18,816.87	\$ 17,280.18	-8.17%
MGS-S-TOU Customer 21	\$ 6,820.88	\$ 4,512.37	-33.84%	\$ 20,940.17	\$ 18,631.66	-11.02%
MGS-S-TOU Customer 22	\$ 4,569.66	\$ 3,784.02	-17.19%	\$ 10,923.32	\$ 10,137.68	-7.19%
MGS-S-TOU Customer 23	\$ 34,999.41	\$ 27,978.78	-20.06%	\$ 126,091.98	\$ 119,071.35	-5.57%
MGS-S-TOU Customer 24	\$ 6,717.47	\$ 4,772.41	-28.96%	\$ 14,179.20	\$ 12,234.14	-13.72%
MGS-S-TOU Customer 25	\$ 11,872.72	\$ 4,299.08	-63.79%	\$ 20,645.23	\$ 13,071.59	-36.68%
MGS-S-TOU Customer 26	\$ 1,285.39	#N/A	#N/A	\$ 1,538.52	#N/A	#N/A
MGS-S-TOU Customer 27	\$ 8,534.03	\$ 7,199.07	-15.64%	\$ 23,066.32	\$ 21,731.36	-5.79%
MGS-S-TOU Customer 28	\$ 5,345.30	\$ 4,521.75	-15.41%	\$ 18,537.31	\$ 17,713.76	-4.44%
MGS-S-TOU Customer 29	\$ 6,724.67	\$ 4,669.26	-30.57%	\$ 13,321.64	\$ 11,266.23	-15.43%
MGS-S-TOU Customer 30	\$ 6,923.39	\$ 5,435.43	-21.49%	\$ 17,889.00	\$ 16,401.04	-8.32%
MGS-S-TOU Customer 31	\$ 7,393.72	\$ 6,605.76	-10.66%	\$ 15,193.52	\$ 14,405.56	-5.19%
MGS-S-TOU Customer 32	\$ 15,584.42	\$ 11,162.32	-28.38%	\$ 17,176.05	\$ 12,753.95	-25.75%
MGS-S-TOU Customer 33	\$ 14,218.38	\$ 8,755.09	-38.42%	\$ 31,714.41	\$ 26,251.12	-17.23%
MGS-S-TOU Customer 34	\$ 23,708.04	\$ 19,562.02	-17.49%	\$ 56,943.06	\$ 52,797.04	-7.28%
MGS-S-TOU Customer 35	\$ 28,031.56	\$ 23,931.44	-14.63%	\$ 84,497.67	\$ 80,397.55	-4.85%

Internal Use

Customer	Delivery 8/23 Prices	Delivery 1/24 Prices	Delivery % Difference	Bundled 8/23 Prices	Bundled 1/24 Prices	Bundled % Difference
MGS-S-TOU Customer 36	\$ 14,065.91	\$ 10,657.95	-24.23%	\$ 39,792.08	\$ 36,384.12	-8.56%
MGS-S-TOU Customer 37	\$ 4,774.63	\$ 4,110.75	-13.90%	\$ 14,742.76	\$ 14,078.88	-4.50%
MGS-S-TOU Customer 38	\$ 6,172.78	\$ 16,769.75	171.67%	\$ 37,107.36	\$ 47,704.33	28.56%
MGS-S-TOU Customer 39	\$ 2,565.73	\$ 2,200.28	-14.24%	\$ 14,360.51	\$ 13,995.06	-2.54%
MGS-S-TOU Customer 40	\$ 4,271.73	\$ 4,099.87	-4.02%	\$ 4,584.02	\$ 4,412.16	-3.75%
MGS-S-TOU Customer 41	\$ 3,082.60	#N/A	#N/A	\$ 8,784.84	#N/A	#N/A
MGS-S-TOU Customer 42	\$ 5,660.70	\$ 4,880.07	-13.79%	\$ 16,210.40	\$ 15,429.77	-4.82%
MGS-S-TOU Customer 43	\$ 7,553.25	\$ 4,676.03	-38.09%	\$ 20,974.42	\$ 18,097.20	-13.72%
MGS-S-TOU Customer 44	\$ 4,156.93	\$ 3,010.55	-27.58%	\$ 13,038.63	\$ 11,892.25	-8.79%
MGS-S-TOU Customer 45	\$ 6,355.56	\$ 3,644.00	-42.66%	\$ 14,047.04	\$ 11,335.48	-19.30%
MGS-S-TOU Customer 46	\$ 39,444.99	\$ 30,727.07	-22.10%	\$ 153,597.04	\$ 144,879.12	-5.68%
MGS-S-TOU Customer 47	\$ 6,100.81	\$ 5,216.02	-14.50%	\$ 15,035.28	\$ 14,150.49	-5.88%
MGS-S-TOU Customer 48	\$ 10,441.76	\$ 8,236.82	-21.12%	\$ 30,386.64	\$ 28,181.70	-7.26%
MGS-S-TOU Customer 49	\$ 9,752.02	\$ 7,115.79	-27.03%	\$ 24,051.91	\$ 21,415.68	-10.96%
MGS-S-TOU Customer 50	\$ 2,536.77	\$ 2,044.36	-19.41%	\$ 7,221.77	\$ 6,729.36	-6.82%
MGS-S-TOU Customer 51	\$ 3,722.23	\$ 3,239.52	-12.97%	\$ 15,352.93	\$ 14,870.22	-3.14%
MGS-S-TOU Customer 52	\$ 20,927.45	\$ 17,520.04	-16.28%	\$ 72,364.43	\$ 68,957.02	-4.71%
MGS-S-TOU Customer 53	\$ 67,567.39	\$ 54,806.29	-18.89%	\$ 262,594.03	\$ 249,832.93	-4.86%
MGS-S-TOU Customer 54	\$ 3,973.50	\$ 3,381.24	-14.91%	\$ 16,213.94	\$ 15,621.68	-3.65%
MGS-S-TOU Customer 55	\$ 4,437.76	\$ 3,240.40	-26.98%	\$ 11,549.65	\$ 10,352.29	-10.37%
MGS-S-TOU Customer 56	\$ 2,115.15	\$ 1,873.78	-11.41%	\$ 7,613.64	\$ 7,372.27	-3.17%
MGS-S-TOU Customer 57	\$ 2,225.52	\$ 7,171.55	222.24%	\$ 12,285.49	\$ 17,231.52	40.26%
MGS-S-TOU Customer 58	\$ 3,476.94	\$ 2,535.76	-27.07%	\$ 8,499.49	\$ 7,558.31	-11.07%
MGS-S-TOU Customer 59	\$ 13,481.13	\$ 12,528.25	-7.07%	\$ 47,412.81	\$ 46,459.93	-2.01%
MGS-S-TOU Customer 60	\$ 3,909.49	\$ 3,773.47	-3.48%	\$ 4,689.74	\$ 4,553.72	-2.90%
MGS-S-TOU Customer 61	\$ 3,267.69	\$ 2,623.30	-19.72%	\$ 11,067.70	\$ 10,423.31	-5.82%
MGS-S-TOU Customer 62	\$ 5,229.59	\$ 9,426.78	80.26%	\$ 25,099.16	\$ 29,296.35	16.72%
MGS-S-TOU Customer 63	\$ 7,969.44	\$ 8,303.56	4.19%	\$ 16,948.96	\$ 17,283.08	1.97%
MGS-S-TOU Customer 64	\$ 3,419.20	\$ 1,048.92	-69.32%	\$ 5,706.64	\$ 3,336.36	-41.54%
MGS-S-TOU Customer 65	\$ 14,315.59	#N/A	#N/A	\$ 47,429.82	#N/A	#N/A
MGS-S-TOU Customer 66	\$ 479.17	\$ 2,218.54	363.00%	\$ 610.47	\$ 2,349.84	284.92%
MGS-S-TOU Customer 67	\$ 6,031.39	#N/A	#N/A	\$ 23,034.49	#N/A	#N/A
MGS-S-TOU Customer 68	\$ 5,822.69	\$ 4,785.38	-17.81%	\$ 15,023.70	\$ 13,986.39	-6.90%
MGS-S-TOU Customer 69	\$ 61,520.73	\$ 49,222.64	-19.99%	\$ 223,571.98	\$ 211,273.89	-5.50%
MGS-S-TOU Customer 70	\$ 4,634.39	\$ 2,256.32	-51.31%	\$ 13,009.08	\$ 10,631.01	-18.28%
MGS-S-TOU Customer 71	\$ 3,126.96	\$ 2,786.66	-10.88%	\$ 9,088.19	\$ 8,747.89	-3.74%
MGS-S-TOU Customer 72	\$ 29,949.62	\$ 24,744.86	-17.38%	\$ 108,706.92	\$ 103,502.16	-4.79%
MGS-S-TOU Customer 73	\$ 15,030.61	\$ 6,827.30	-54.58%	\$ 30,568.23	\$ 22,364.92	-26.84%

Customer	Delivery 8/23 Prices	Delivery 1/24 Prices	Delivery % Difference	Bundled 8/23 Prices	Bundled 1/24 Prices	Bundled % Difference
MGS-S-TOU Customer 74	\$ 6,758.94	\$ 2,418.07	-64.22%	\$ 11,162.34	\$ 6,821.47	-38.89%
MGS-S-TOU Customer 75	\$ 42,121.99	\$ 35,347.84	-16.08%	\$ 157,785.02	\$ 151,010.87	-4.29%
MGS-S-TOU Customer 76	\$ 4,558.75	\$ 3,795.78	-16.74%	\$ 12,628.79	\$ 11,865.82	-6.04%
MGS-S-TOU Customer 77	\$ 39,202.46	\$ 33,696.06	-14.05%	\$ 146,882.84	\$ 141,376.44	-3.75%
MGS-S-TOU Customer 78	\$ 4,298.89	\$ 3,376.10	-21.47%	\$ 8,568.32	\$ 7,645.53	-10.77%
MGS-S-TOU Customer 79	\$ 4,999.12	#N/A	#N/A	\$ 11,476.54	#N/A	#N/A
MGS-S-TOU Customer 80	\$ 2,556.00	\$ 2,148.90	-15.93%	\$ 9,611.82	\$ 9,204.72	-4.24%
MGS-S-TOU Customer 81	\$ 8,435.16	#N/A	#N/A	\$ 21,435.22	#N/A	#N/A
MGS-S-TOU Customer 82	\$ 3,799.67	\$ 1,841.59	-51.53%	\$ 7,842.29	\$ 5,884.21	-24.97%
MGS-S-TOU Customer 83	\$ 6,562.50	\$ 2,456.30	-62.57%	\$ 9,594.44	\$ 5,488.24	-42.80%
MGS-S-TOU Customer 84	\$ 3,937.76	\$ 9,610.17	144.05%	\$ 23,206.60	\$ 28,879.01	24.44%
MGS-S-TOU Customer 85	\$ 1,817.52	\$ 1,562.33	-14.04%	\$ 4,728.27	\$ 4,473.08	-5.40%
MGS-S-TOU Customer 86	\$ 5,392.05	\$ 4,250.11	-21.18%	\$ 18,846.76	\$ 17,704.82	-6.06%
MGS-S-TOU Customer 87	\$ 2,634.22	\$ 12,107.28	359.62%	\$ 20,562.43	\$ 30,035.49	46.07%
MGS-S-TOU Customer 88	\$ 52,083.51	\$ 33,246.34	-36.17%	\$ 168,736.14	\$ 149,898.97	-11.16%
MGS-S-TOU Customer 89	\$ 10,409.51	\$ 8,855.99	-14.92%	\$ 38,818.77	\$ 37,265.25	-4.00%
MGS-S-TOU Customer 90	\$ 43,760.59	\$ 37,191.81	-15.01%	\$ 158,656.17	\$ 152,087.39	-4.14%
MGS-S-TOU Customer 91	\$ 31,370.68	\$ 23,428.55	-25.32%	\$ 102,317.77	\$ 94,375.64	-7.76%
MGS-S-TOU Customer 92	\$ 7,633.43	\$ 11,299.44	48.03%	\$ 14,902.53	\$ 18,568.54	24.60%
MGS-S-TOU Customer 93	\$ 4,938.87	\$ 5,342.13	8.17%	\$ 10,025.37	\$ 10,428.63	4.02%
MGS-S-TOU Customer 94	\$ 2,563.91	\$ 2,172.22	-15.28%	\$ 9,383.32	\$ 8,991.63	-4.17%
MGS-S-TOU Customer 95	\$ 24,160.94	\$ 19,809.41	-18.01%	\$ 88,356.82	\$ 84,005.29	-4.92%
MGS-S-TOU Customer 96	\$ 8,914.78	\$ 7,695.70	-13.67%	\$ 22,302.20	\$ 21,083.12	-5.47%
MGS-S-TOU Customer 97	\$ 9,815.52	\$ 8,145.33	-17.02%	\$ 19,717.09	\$ 18,046.90	-8.47%
MGS-S-TOU Customer 98	\$ 13,760.40	\$ 10,302.14	-25.13%	\$ 46,174.25	\$ 42,715.99	-7.49%
MGS-S-TOU Customer 99	\$ 2,788.78	\$ 2,277.46	-18.33%	\$ 9,915.75	\$ 9,404.43	-5.16%
MGS-S-TOU Customer 100	\$ 6,997.07	\$ 6,257.94	-10.56%	\$ 12,591.05	\$ 11,851.92	-5.87%
MGS-S-TOU Customer 101	\$ 4,859.08	\$ 4,171.16	-14.16%	\$ 16,126.96	\$ 15,439.04	-4.27%
MGS-S-TOU Customer 102	\$ 21,448.06	\$ 17,768.10	-17.16%	\$ 78,899.83	\$ 75,219.87	-4.66%
MGS-S-TOU Customer 103	\$ 17,280.13	#N/A	#N/A	\$ 46,255.35	#N/A	#N/A
MGS-S-TOU Customer 104	\$ 1,713.30	\$ 1,930.69	12.69%	\$ 2,972.24	\$ 3,189.63	7.31%
MGS-S-TOU Customer 105	\$ 2,987.80	#N/A	#N/A	\$ 8,572.24	#N/A	#N/A
MGS-S-TOU Customer 106	\$ 14,044.49	\$ 11,927.04	-15.08%	\$ 65,134.57	\$ 63,017.12	-3.25%
MGS-S-TOU Customer 107	\$ 3,357.64	#N/A	#N/A	\$ 9,013.85	#N/A	#N/A
MGS-S-TOU Customer 108	\$ 4,236.32	\$ 3,425.21	-19.15%	\$ 6,530.10	\$ 5,718.99	-12.42%
MGS-S-TOU Customer 109	\$ 14,123.66	\$ 5,759.40	-59.22%	\$ 49,419.75	\$ 41,055.49	-16.92%
MGS-S-TOU Customer 110	\$ 43,463.08	\$ 34,848.54	-19.82%	\$ 170,707.50	\$ 162,092.96	-5.05%
MGS-S-TOU Customer 111	\$ 7,504.79	\$ 5,592.78	-25.48%	\$ 28,042.66	\$ 26,130.65	-6.82%

Customer	Delivery 8/23 Prices	Delivery 1/24 Prices	Delivery % Difference	Bundled 8/23 Prices	Bundled 1/24 Prices	Bundled % Difference
MGS-S-TOU Customer 112	\$ 6,602.12	\$ 5,736.21	-13.12%	\$ 20,308.46	\$ 19,442.55	-4.26%
MGS-S-TOU Customer 113	\$ 5,153.19	\$ 4,840.48	-6.07%	\$ 6,326.51	\$ 6,013.80	-4.94%
MGS-S-TOU Customer 114	\$ 4,362.45	\$ 3,937.32	-9.75%	\$ 9,585.00	\$ 9,159.87	-4.44%
MGS-S-TOU Customer 115	\$ 54,742.37	\$ 47,026.37	-14.10%	\$ 190,940.14	\$ 183,224.14	-4.04%
MGS-S-TOU Customer 116	\$ 18,865.45	\$ 17,563.33	-6.90%	\$ 24,514.49	\$ 23,212.37	-5.31%
MGS-S-TOU Customer 117	\$ 3,077.41	\$ 2,629.02	-14.57%	\$ 12,306.56	\$ 11,858.17	-3.64%
MGS-S-TOU Customer 118	\$ 14,187.41	\$ 11,567.57	-18.47%	\$ 42,670.67	\$ 40,050.83	-6.14%
MGS-S-TOU Customer 119	\$ 940.16	\$ 2,189.95	132.93%	\$ 4,459.00	\$ 5,708.79	28.03%
MGS-S-TOU Customer 120	\$ 15,432.62	\$ 13,404.72	-13.14%	\$ 50,041.28	\$ 48,013.38	-4.05%
MGS-S-TOU Customer 121	\$ 2,213.81	\$ 1,938.72	-12.43%	\$ 8,464.41	\$ 8,189.32	-3.25%
MGS-S-TOU Customer 122	\$ 566.39	#N/A	#N/A	\$ 590.19	#N/A	#N/A
MGS-S-TOU Customer 123	\$ 73,069.38	\$ 59,290.82	-18.86%	\$ 321,632.40	\$ 307,853.84	-4.28%
MGS-S-TOU Customer 124	\$ 22,372.90	#N/A	#N/A	\$ 66,473.04	#N/A	#N/A
MGS-S-TOU Customer 125	\$ 2,671.66	\$ 2,318.89	-13.20%	\$ 10,698.92	\$ 10,346.15	-3.30%
MGS-S-TOU Customer 126	\$ 4,520.36	\$ 3,522.34	-22.08%	\$ 16,988.95	\$ 15,990.93	-5.87%
MGS-S-TOU Customer 127	\$ 34,174.03	\$ 22,600.90	-33.87%	\$ 99,272.22	\$ 87,699.09	-11.66%
MGS-S-TOU Customer 128	\$ 46,890.71	\$ 33,688.55	-28.16%	\$ 178,109.71	\$ 164,907.55	-7.41%
MGS-S-TOU Customer 129	\$ 5,732.03	\$ 1,760.58	-69.29%	\$ 8,289.06	\$ 4,317.61	-47.91%
MGS-S-TOU Customer 130	\$ 5,932.44	\$ 807.02	-86.40%	\$ 6,301.95	\$ 1,176.53	-81.33%
MGS-S-TOU Customer 131	\$ 4,025.74	\$ 3,467.51	-13.87%	\$ 16,765.43	\$ 16,207.20	-3.33%
MGS-S-TOU Customer 132	\$ 4,063.14	\$ 3,429.18	-15.60%	\$ 14,082.34	\$ 13,448.38	-4.50%
MGS-S-TOU Customer 133	\$ 69,912.79	\$ 57,873.39	-17.22%	\$ 298,782.23	\$ 286,742.83	-4.03%
MGS-S-TOU Customer 134	\$ 3,598.66	\$ 2,831.57	-21.32%	\$ 9,688.33	\$ 8,921.24	-7.92%
MGS-S-TOU Customer 135	\$ 3,083.20	\$ 3,102.01	0.61%	\$ 5,463.92	\$ 5,482.73	0.34%
MGS-S-TOU Customer 136	\$ 29,876.77	\$ 17,717.13	-40.70%	\$ 72,258.91	\$ 60,099.27	-16.83%
MGS-S-TOU Customer 137	\$ 3,415.49	\$ 2,877.84	-15.74%	\$ 13,179.60	\$ 12,641.95	-4.08%
MGS-S-TOU Customer 138	\$ 7,053.40	\$ 6,783.10	-3.83%	\$ 7,950.10	\$ 7,679.80	-3.40%
MGS-S-TOU Customer 139	\$ 6,295.67	\$ 4,034.86	-35.91%	\$ 12,478.54	\$ 10,217.73	-18.12%
MGS-S-TOU Customer 140	\$ 4,488.93	\$ 3,905.95	-12.99%	\$ 17,411.21	\$ 16,828.23	-3.35%
MGS-S-TOU Customer 141	\$ 12,756.90	\$ 8,600.30	-32.58%	\$ 41,586.32	\$ 37,429.72	-10.00%
MGS-S-TOU Customer 142	\$ 47,374.33	\$ 34,284.71	-27.63%	\$ 161,180.01	\$ 148,090.39	-8.12%
MGS-S-TOU Customer 143	\$ 6,514.89	\$ 5,332.36	-18.15%	\$ 22,060.05	\$ 20,877.52	-5.36%
MGS-S-TOU Customer 144	\$ 27,877.01	\$ 22,710.40	-18.53%	\$ 110,004.25	\$ 104,837.64	-4.70%
MGS-S-TOU Customer 145	\$ 55,371.28	\$ 33,146.45	-40.14%	\$ 138,681.72	\$ 116,456.89	-16.03%
MGS-S-TOU Customer 146	\$ 8,088.09	\$ 7,368.13	-8.90%	\$ 26,896.21	\$ 26,176.25	-2.68%
MGS-S-TOU Customer 147	\$ 17,898.78	\$ 12,275.44	-31.42%	\$ 61,509.46	\$ 55,886.12	-9.14%
MGS-S-TOU Customer 148	\$ 2,961.69	\$ 2,520.26	-14.90%	\$ 11,089.60	\$ 10,648.17	-3.98%
MGS-S-TOU Customer 149	\$ 3,187.54	\$ 2,728.50	-14.40%	\$ 12,531.16	\$ 12,072.12	-3.66%

Internal Use

Customer	Delivery 8/23 Prices	Delivery 1/24 Prices	Delivery % Difference	Bundled 8/23 Prices	Bundled 1/24 Prices	Bundled % Difference
MGS-S-TOU Customer 150	\$ 6,506.09	\$ 5,271.43	-18.98%	\$ 16,436.90	\$ 15,202.24	-7.51%
MGS-S-TOU Customer 151	\$ 1,775.29	\$ 4,471.50	151.87%	\$ 10,112.47	\$ 12,808.68	26.66%
MGS-S-TOU Customer 152	\$ 2,960.37	\$ 2,574.29	-13.04%	\$ 12,047.17	\$ 11,661.09	-3.20%
MGS-S-TOU Customer 153	\$ 16,898.94	\$ 12,299.62	-27.22%	\$ 41,903.72	\$ 37,304.40	-10.98%
MGS-S-TOU Customer 154	\$ 5,189.36	\$ 3,585.54	-30.91%	\$ 25,056.46	\$ 23,452.64	-6.40%
MGS-S-TOU Customer 155	\$ 3,396.14	\$ 2,920.04	-14.02%	\$ 13,209.17	\$ 12,733.07	-3.60%
MGS-S-TOU Customer 156	\$ 11,843.14	\$ 9,845.76	-16.87%	\$ 23,823.48	\$ 21,826.10	-8.38%
Total			142			
Number of customers with im			130			
% of customers with impacts			92%			
(16.88% RY1, 8.91% RY2, 7.5						

**Stipulation
Attachment 18
Docket No. 2022-00152**

Customer	Distribution 1/24 Prices	Distribution 8/24 Prices	Distribution % Difference	Delivery 1/24 Prices	Delivery 8/24 Prices	Delivery % Difference
MGS-S-TOU Customer 1	\$ 11,970.51	\$ 6,557.51	-45.22%	\$ 31,932.69	\$ 32,264.41	1.04%
MGS-S-TOU Customer 2	\$ 1,800.82	\$ 1,881.77	4.50%	\$ 6,721.71	\$ 6,802.67	1.20%
MGS-S-TOU Customer 3	\$ 2,912.05	\$ 3,062.36	5.16%	\$ 13,364.78	\$ 13,515.10	1.12%
MGS-S-TOU Customer 4	\$ 12,088.13	\$ 12,738.50	5.38%	\$ 62,032.27	\$ 62,682.64	1.05%
MGS-S-TOU Customer 5	\$ 10,865.67	\$ 11,354.52	4.50%	\$ 55,401.41	\$ 55,890.26	0.88%
MGS-S-TOU Customer 6	\$ 665.54	\$ 695.04	4.43%	\$ 1,014.96	\$ 1,044.46	2.91%
MGS-S-TOU Customer 7	\$ 1,162.17	\$ 1,220.01	4.98%	\$ 4,343.97	\$ 4,401.81	1.33%
MGS-S-TOU Customer 8	\$ 779.46	\$ 816.50	4.75%	\$ 2,305.11	\$ 2,342.15	1.61%
MGS-S-TOU Customer 9	\$ 5,123.88	\$ 5,395.71	5.31%	\$ 25,333.09	\$ 25,604.92	1.07%
MGS-S-TOU Customer 10	\$ 6,772.07	\$ 7,133.49	5.34%	\$ 31,937.06	\$ 32,298.47	1.13%
MGS-S-TOU Customer 11	#N/A	#N/A	#N/A	#N/A	#N/A	#N/A
MGS-S-TOU Customer 12	\$ 5,326.57	\$ 5,609.42	5.31%	\$ 24,420.22	\$ 24,703.06	1.16%
MGS-S-TOU Customer 13	\$ 1,522.53	\$ 1,599.96	5.09%	\$ 6,055.82	\$ 6,133.24	1.28%
MGS-S-TOU Customer 14	\$ 586.44	\$ 611.64	4.30%	\$ 609.01	\$ 634.21	4.14%
MGS-S-TOU Customer 15	#N/A	#N/A	#N/A	#N/A	#N/A	#N/A
MGS-S-TOU Customer 16	\$ 1,069.26	\$ 1,122.05	4.94%	\$ 3,747.48	\$ 3,800.26	1.41%
MGS-S-TOU Customer 17	#N/A	#N/A	#N/A	#N/A	#N/A	#N/A
MGS-S-TOU Customer 18	\$ 10,861.33	\$ 11,445.03	5.37%	\$ 55,783.65	\$ 56,367.35	1.05%
MGS-S-TOU Customer 19	\$ 677.80	\$ 707.97	4.45%	\$ 1,080.14	\$ 1,110.30	2.79%
MGS-S-TOU Customer 20	\$ 1,198.09	\$ 1,257.88	4.99%	\$ 4,520.49	\$ 4,580.28	1.32%
MGS-S-TOU Customer 21	\$ 1,307.04	\$ 1,369.76	4.80%	\$ 4,512.37	\$ 4,575.10	1.39%
MGS-S-TOU Customer 22	\$ 1,200.15	\$ 1,258.71	4.88%	\$ 3,784.02	\$ 3,842.58	1.55%
MGS-S-TOU Customer 23	\$ 6,020.01	\$ 6,267.69	4.11%	\$ 27,978.78	\$ 28,226.45	0.89%
MGS-S-TOU Customer 24	\$ 1,277.44	\$ 1,341.55	5.02%	\$ 4,772.41	\$ 4,836.51	1.34%
MGS-S-TOU Customer 25	\$ 1,329.90	\$ 1,390.01	4.52%	\$ 4,299.08	\$ 4,359.19	1.40%
MGS-S-TOU Customer 26	#N/A	#N/A	#N/A	#N/A	#N/A	#N/A
MGS-S-TOU Customer 27	\$ 1,730.46	\$ 1,819.19	5.13%	\$ 7,199.07	\$ 7,287.80	1.23%
MGS-S-TOU Customer 28	\$ 1,201.40	\$ 1,261.37	4.99%	\$ 4,521.75	\$ 4,581.72	1.33%
MGS-S-TOU Customer 29	\$ 1,364.34	\$ 1,431.82	4.95%	\$ 4,669.26	\$ 4,736.75	1.45%
MGS-S-TOU Customer 30	\$ 1,404.48	\$ 1,475.49	5.06%	\$ 5,435.43	\$ 5,506.44	1.31%
MGS-S-TOU Customer 31	\$ 1,757.04	\$ 1,845.87	5.06%	\$ 6,605.76	\$ 6,694.59	1.34%
MGS-S-TOU Customer 32	\$ 2,688.46	\$ 2,827.92	5.19%	\$ 11,162.32	\$ 11,301.77	1.25%
MGS-S-TOU Customer 33	\$ 2,116.59	\$ 2,224.96	5.12%	\$ 8,755.09	\$ 8,863.46	1.24%
MGS-S-TOU Customer 34	\$ 4,202.60	\$ 4,424.36	5.28%	\$ 19,562.02	\$ 19,783.77	1.13%
MGS-S-TOU Customer 35	\$ 4,996.25	\$ 5,261.15	5.30%	\$ 23,931.44	\$ 24,196.34	1.11%

Customer	Distribution 1/24 Prices	Distribution 8/24 Prices	Distribution % Difference	Delivery 1/24 Prices	Delivery 8/24 Prices	Delivery % Difference
MGS-S-TOU Customer 36	\$ 2,481.30	\$ 2,609.50	5.17%	\$ 10,657.95	\$ 10,786.15	1.20%
MGS-S-TOU Customer 37	\$ 1,130.59	\$ 1,186.71	4.96%	\$ 4,110.75	\$ 4,166.87	1.37%
MGS-S-TOU Customer 38	\$ 3,661.25	\$ 3,852.89	5.23%	\$ 16,769.75	\$ 16,961.39	1.14%
MGS-S-TOU Customer 39	\$ 744.91	\$ 780.07	4.72%	\$ 2,200.28	\$ 2,235.44	1.60%
MGS-S-TOU Customer 40	\$ 1,205.98	\$ 1,266.20	4.99%	\$ 4,099.87	\$ 4,160.09	1.47%
MGS-S-TOU Customer 41	#N/A	#N/A	#N/A	#N/A	#N/A	#N/A
MGS-S-TOU Customer 42	\$ 1,293.69	\$ 1,358.68	5.02%	\$ 4,880.07	\$ 4,945.06	1.33%
MGS-S-TOU Customer 43	\$ 1,339.23	\$ 1,405.35	4.94%	\$ 4,676.03	\$ 4,742.15	1.41%
MGS-S-TOU Customer 44	\$ 916.46	\$ 960.94	4.85%	\$ 3,010.55	\$ 3,055.02	1.48%
MGS-S-TOU Customer 45	\$ 1,157.14	\$ 1,213.36	4.86%	\$ 3,644.00	\$ 3,700.22	1.54%
MGS-S-TOU Customer 46	\$ 6,057.81	\$ 6,380.41	5.33%	\$ 30,727.07	\$ 31,049.67	1.05%
MGS-S-TOU Customer 47	\$ 1,363.37	\$ 1,432.15	5.04%	\$ 5,216.02	\$ 5,284.79	1.32%
MGS-S-TOU Customer 48	\$ 2,011.75	\$ 2,114.42	5.10%	\$ 8,236.82	\$ 8,339.49	1.25%
MGS-S-TOU Customer 49	\$ 1,827.13	\$ 1,919.77	5.07%	\$ 7,115.79	\$ 7,208.43	1.30%
MGS-S-TOU Customer 50	\$ 856.45	\$ 896.33	4.66%	\$ 2,044.36	\$ 2,084.24	1.95%
MGS-S-TOU Customer 51	\$ 954.76	\$ 1,001.33	4.88%	\$ 3,239.52	\$ 3,286.09	1.44%
MGS-S-TOU Customer 52	\$ 4,104.74	\$ 4,246.00	3.44%	\$ 17,520.04	\$ 17,661.30	0.81%
MGS-S-TOU Customer 53	\$ 10,612.06	\$ 11,161.64	5.18%	\$ 54,806.29	\$ 55,355.87	1.00%
MGS-S-TOU Customer 54	\$ 980.18	\$ 1,028.13	4.89%	\$ 3,381.24	\$ 3,429.18	1.42%
MGS-S-TOU Customer 55	\$ 1,079.49	\$ 1,131.48	4.82%	\$ 3,240.40	\$ 3,292.40	1.60%
MGS-S-TOU Customer 56	\$ 713.42	\$ 746.86	4.69%	\$ 1,873.78	\$ 1,907.23	1.79%
MGS-S-TOU Customer 57	\$ 1,848.45	\$ 1,942.24	5.07%	\$ 7,171.55	\$ 7,265.34	1.31%
MGS-S-TOU Customer 58	\$ 954.11	\$ 999.29	4.74%	\$ 2,535.76	\$ 2,580.95	1.78%
MGS-S-TOU Customer 59	\$ 2,694.61	\$ 2,835.74	5.24%	\$ 12,528.25	\$ 12,669.38	1.13%
MGS-S-TOU Customer 60	\$ 1,125.19	\$ 1,181.02	4.96%	\$ 3,773.47	\$ 3,829.30	1.48%
MGS-S-TOU Customer 61	\$ 850.35	\$ 891.24	4.81%	\$ 2,623.30	\$ 2,664.19	1.56%
MGS-S-TOU Customer 62	\$ 2,261.81	\$ 2,375.93	5.05%	\$ 9,426.78	\$ 9,540.90	1.21%
MGS-S-TOU Customer 63	\$ 2,075.49	\$ 2,181.63	5.11%	\$ 8,303.56	\$ 8,409.70	1.28%
MGS-S-TOU Customer 64	\$ 667.90	\$ 697.53	4.44%	\$ 1,048.92	\$ 1,078.55	2.82%
MGS-S-TOU Customer 65	#N/A	#N/A	#N/A	#N/A	#N/A	#N/A
MGS-S-TOU Customer 66	\$ 820.48	\$ 859.75	4.79%	\$ 2,218.54	\$ 2,257.81	1.77%
MGS-S-TOU Customer 67	#N/A	#N/A	#N/A	#N/A	#N/A	#N/A
MGS-S-TOU Customer 68	\$ 1,274.11	\$ 1,338.03	5.02%	\$ 4,785.38	\$ 4,849.30	1.34%
MGS-S-TOU Customer 69	\$ 10,088.92	\$ 10,531.68	4.39%	\$ 49,222.64	\$ 49,665.41	0.90%
MGS-S-TOU Customer 70	\$ 774.54	\$ 811.31	4.75%	\$ 2,256.32	\$ 2,293.09	1.63%
MGS-S-TOU Customer 71	\$ 890.85	\$ 933.94	4.84%	\$ 2,786.66	\$ 2,829.75	1.55%
MGS-S-TOU Customer 72	\$ 5,068.63	\$ 5,337.47	5.30%	\$ 24,744.86	\$ 25,013.70	1.09%
MGS-S-TOU Customer 73	\$ 1,779.02	\$ 1,869.04	5.06%	\$ 6,827.30	\$ 6,917.32	1.32%

Customer	Distribution 1/24 Prices	Distribution 8/24 Prices	Distribution % Difference	Delivery 1/24 Prices	Delivery 8/24 Prices	Delivery % Difference
MGS-S-TOU Customer 74	\$ 1,174.87	\$ 1,186.15	0.96%	\$ 2,418.07	\$ 2,429.36	0.47%
MGS-S-TOU Customer 75	\$ 6,941.77	\$ 7,312.40	5.34%	\$ 35,347.84	\$ 35,718.48	1.05%
MGS-S-TOU Customer 76	\$ 1,076.95	\$ 1,130.15	4.94%	\$ 3,795.78	\$ 3,848.98	1.40%
MGS-S-TOU Customer 77	\$ 6,600.48	\$ 6,952.55	5.33%	\$ 33,696.06	\$ 34,048.14	1.04%
MGS-S-TOU Customer 78	\$ 1,017.71	\$ 1,067.69	4.91%	\$ 3,376.10	\$ 3,426.09	1.48%
MGS-S-TOU Customer 79	#N/A	#N/A	#N/A	#N/A	#N/A	#N/A
MGS-S-TOU Customer 80	\$ 760.12	\$ 796.11	4.73%	\$ 2,148.90	\$ 2,184.88	1.67%
MGS-S-TOU Customer 81	#N/A	#N/A	#N/A	#N/A	#N/A	#N/A
MGS-S-TOU Customer 82	\$ 713.00	\$ 746.42	4.69%	\$ 1,841.59	\$ 1,875.01	1.81%
MGS-S-TOU Customer 83	\$ 935.01	\$ 979.16	4.72%	\$ 2,456.30	\$ 2,500.45	1.80%
MGS-S-TOU Customer 84	\$ 2,331.88	\$ 2,443.87	4.80%	\$ 9,610.17	\$ 9,722.15	1.17%
MGS-S-TOU Customer 85	\$ 665.21	\$ 696.04	4.63%	\$ 1,562.33	\$ 1,593.16	1.97%
MGS-S-TOU Customer 86	\$ 1,251.97	\$ 1,313.35	4.90%	\$ 4,250.11	\$ 4,311.49	1.44%
MGS-S-TOU Customer 87	\$ 2,791.57	\$ 2,936.63	5.20%	\$ 12,107.28	\$ 12,252.34	1.20%
MGS-S-TOU Customer 88	\$ 7,040.77	\$ 7,323.93	4.02%	\$ 33,246.34	\$ 33,529.50	0.85%
MGS-S-TOU Customer 89	\$ 2,334.76	\$ 2,404.38	2.98%	\$ 8,855.99	\$ 8,925.60	0.79%
MGS-S-TOU Customer 90	\$ 7,272.30	\$ 7,660.89	5.34%	\$ 37,191.81	\$ 37,580.41	1.04%
MGS-S-TOU Customer 91	\$ 4,748.26	\$ 4,999.66	5.29%	\$ 23,428.55	\$ 23,679.95	1.07%
MGS-S-TOU Customer 92	\$ 2,751.25	\$ 2,894.13	5.19%	\$ 11,299.44	\$ 11,442.33	1.26%
MGS-S-TOU Customer 93	\$ 1,624.07	\$ 1,694.76	4.35%	\$ 5,342.13	\$ 5,412.81	1.32%
MGS-S-TOU Customer 94	\$ 765.05	\$ 801.31	4.74%	\$ 2,172.22	\$ 2,208.47	1.67%
MGS-S-TOU Customer 95	\$ 4,097.08	\$ 4,313.10	5.27%	\$ 19,809.41	\$ 20,025.43	1.09%
MGS-S-TOU Customer 96	\$ 2,159.14	\$ 2,229.36	3.25%	\$ 7,695.70	\$ 7,765.93	0.91%
MGS-S-TOU Customer 97	\$ 2,043.35	\$ 2,147.74	5.11%	\$ 8,145.33	\$ 8,249.72	1.28%
MGS-S-TOU Customer 98	\$ 3,036.20	\$ 3,073.37	1.22%	\$ 10,302.14	\$ 10,339.30	0.36%
MGS-S-TOU Customer 99	\$ 785.07	\$ 822.41	4.76%	\$ 2,277.46	\$ 2,314.80	1.64%
MGS-S-TOU Customer 100	\$ 1,692.01	\$ 1,777.30	5.04%	\$ 6,257.94	\$ 6,343.23	1.36%
MGS-S-TOU Customer 101	\$ 1,241.59	\$ 1,302.40	4.90%	\$ 4,171.16	\$ 4,231.97	1.46%
MGS-S-TOU Customer 102	\$ 3,736.36	\$ 3,932.78	5.26%	\$ 17,768.10	\$ 17,964.51	1.11%
MGS-S-TOU Customer 103	#N/A	#N/A	#N/A	#N/A	#N/A	#N/A
MGS-S-TOU Customer 104	\$ 750.68	\$ 786.15	4.73%	\$ 1,930.69	\$ 1,966.17	1.84%
MGS-S-TOU Customer 105	#N/A	#N/A	#N/A	#N/A	#N/A	#N/A
MGS-S-TOU Customer 106	\$ 2,722.09	\$ 2,840.62	4.35%	\$ 11,927.04	\$ 12,045.57	0.99%
MGS-S-TOU Customer 107	#N/A	#N/A	#N/A	#N/A	#N/A	#N/A
MGS-S-TOU Customer 108	\$ 1,161.84	\$ 1,218.16	4.85%	\$ 3,425.21	\$ 3,481.53	1.64%
MGS-S-TOU Customer 109	\$ 1,340.75	\$ 1,408.30	5.04%	\$ 5,759.40	\$ 5,826.94	1.17%
MGS-S-TOU Customer 110	\$ 6,767.82	\$ 7,129.00	5.34%	\$ 34,848.54	\$ 35,209.72	1.04%
MGS-S-TOU Customer 111	\$ 1,608.77	\$ 1,666.02	3.56%	\$ 5,592.78	\$ 5,650.03	1.02%

Customer	Distribution 1/24 Prices	Distribution 8/24 Prices	Distribution % Difference	Delivery 1/24 Prices	Delivery 8/24 Prices	Delivery % Difference
MGS-S-TOU Customer 112	\$ 1,451.13	\$ 1,524.68	5.07%	\$ 5,736.21	\$ 5,809.75	1.28%
MGS-S-TOU Customer 113	\$ 1,435.86	\$ 1,507.23	4.97%	\$ 4,840.48	\$ 4,911.85	1.47%
MGS-S-TOU Customer 114	\$ 1,125.96	\$ 1,181.83	4.96%	\$ 3,937.32	\$ 3,993.19	1.42%
MGS-S-TOU Customer 115	\$ 9,693.84	\$ 10,124.50	4.44%	\$ 47,026.37	\$ 47,457.03	0.92%
MGS-S-TOU Customer 116	\$ 3,938.51	\$ 4,145.91	5.27%	\$ 17,563.33	\$ 17,770.73	1.18%
MGS-S-TOU Customer 117	\$ 844.71	\$ 885.29	4.80%	\$ 2,629.02	\$ 2,669.60	1.54%
MGS-S-TOU Customer 118	\$ 2,639.41	\$ 2,776.20	5.18%	\$ 11,567.57	\$ 11,704.36	1.18%
MGS-S-TOU Customer 119	\$ 881.24	\$ 922.46	4.68%	\$ 2,189.95	\$ 2,231.17	1.88%
MGS-S-TOU Customer 120	\$ 2,981.64	\$ 3,137.03	5.21%	\$ 13,404.72	\$ 13,560.11	1.16%
MGS-S-TOU Customer 121	\$ 720.68	\$ 754.52	4.70%	\$ 1,938.72	\$ 1,972.56	1.75%
MGS-S-TOU Customer 122	#N/A	#N/A	#N/A	#N/A	#N/A	#N/A
MGS-S-TOU Customer 123	\$ 11,712.97	\$ 12,227.13	4.39%	\$ 59,290.82	\$ 59,804.97	0.87%
MGS-S-TOU Customer 124	#N/A	#N/A	#N/A	#N/A	#N/A	#N/A
MGS-S-TOU Customer 125	\$ 788.05	\$ 825.55	4.76%	\$ 2,318.89	\$ 2,356.39	1.62%
MGS-S-TOU Customer 126	\$ 1,006.03	\$ 1,055.38	4.91%	\$ 3,522.34	\$ 3,571.69	1.40%
MGS-S-TOU Customer 127	\$ 4,711.73	\$ 4,961.17	5.29%	\$ 22,600.90	\$ 22,850.35	1.10%
MGS-S-TOU Customer 128	\$ 6,522.40	\$ 6,870.24	5.33%	\$ 33,688.55	\$ 34,036.39	1.03%
MGS-S-TOU Customer 129	\$ 804.67	\$ 841.73	4.61%	\$ 1,760.58	\$ 1,797.64	2.10%
MGS-S-TOU Customer 130	\$ 688.98	\$ 708.72	2.86%	\$ 807.02	\$ 826.76	2.45%
MGS-S-TOU Customer 131	\$ 994.56	\$ 1,043.29	4.90%	\$ 3,467.51	\$ 3,516.23	1.41%
MGS-S-TOU Customer 132	\$ 1,096.33	\$ 1,149.24	4.83%	\$ 3,429.18	\$ 3,482.09	1.54%
MGS-S-TOU Customer 133	\$ 10,920.18	\$ 11,506.85	5.37%	\$ 57,873.39	\$ 58,460.05	1.01%
MGS-S-TOU Customer 134	\$ 909.23	\$ 953.32	4.85%	\$ 2,831.57	\$ 2,875.66	1.56%
MGS-S-TOU Customer 135	\$ 1,079.82	\$ 1,131.84	4.82%	\$ 3,102.01	\$ 3,154.03	1.68%
MGS-S-TOU Customer 136	\$ 4,438.10	\$ 4,554.41	2.62%	\$ 17,717.13	\$ 17,833.44	0.66%
MGS-S-TOU Customer 137	\$ 892.50	\$ 935.68	4.84%	\$ 2,877.84	\$ 2,921.02	1.50%
MGS-S-TOU Customer 138	\$ 1,838.79	\$ 1,932.06	5.07%	\$ 6,783.10	\$ 6,876.37	1.38%
MGS-S-TOU Customer 139	\$ 1,275.93	\$ 1,331.32	4.34%	\$ 4,034.86	\$ 4,090.25	1.37%
MGS-S-TOU Customer 140	\$ 1,180.87	\$ 1,238.38	4.87%	\$ 3,905.95	\$ 3,963.46	1.47%
MGS-S-TOU Customer 141	\$ 2,253.53	\$ 2,331.44	3.46%	\$ 8,600.30	\$ 8,678.22	0.91%
MGS-S-TOU Customer 142	\$ 6,923.47	\$ 7,265.38	4.94%	\$ 34,284.71	\$ 34,626.61	1.00%
MGS-S-TOU Customer 143	\$ 1,476.10	\$ 1,543.46	4.56%	\$ 5,332.36	\$ 5,399.72	1.26%
MGS-S-TOU Customer 144	\$ 4,826.74	\$ 5,041.27	4.44%	\$ 22,710.40	\$ 22,924.92	0.94%
MGS-S-TOU Customer 145	\$ 7,464.16	\$ 7,705.74	3.24%	\$ 33,146.45	\$ 33,388.03	0.73%
MGS-S-TOU Customer 146	\$ 1,887.61	\$ 1,976.14	4.69%	\$ 7,368.13	\$ 7,456.67	1.20%
MGS-S-TOU Customer 147	\$ 2,691.95	\$ 2,830.40	5.14%	\$ 12,275.44	\$ 12,413.88	1.13%
MGS-S-TOU Customer 148	\$ 828.77	\$ 868.48	4.79%	\$ 2,520.26	\$ 2,559.98	1.58%
MGS-S-TOU Customer 149	\$ 864.40	\$ 906.05	4.82%	\$ 2,728.50	\$ 2,770.15	1.53%

Customer	Distribution 1/24 Prices	Distribution 8/24 Prices	Distribution % Difference	Delivery 1/24 Prices	Delivery 8/24 Prices	Delivery % Difference
MGS-S-TOU Customer 150	\$ 1,369.87	\$ 1,439.00	5.05%	\$ 5,271.43	\$ 5,340.56	1.31%
MGS-S-TOU Customer 151	\$ 1,319.08	\$ 1,384.10	4.93%	\$ 4,471.50	\$ 4,536.52	1.45%
MGS-S-TOU Customer 152	\$ 834.44	\$ 874.46	4.80%	\$ 2,574.29	\$ 2,614.31	1.55%
MGS-S-TOU Customer 153	\$ 2,809.50	\$ 2,955.53	5.20%	\$ 12,299.62	\$ 12,445.66	1.19%
MGS-S-TOU Customer 154	\$ 1,076.64	\$ 1,128.49	4.82%	\$ 3,585.54	\$ 3,637.38	1.45%
MGS-S-TOU Customer 155	\$ 900.89	\$ 944.53	4.84%	\$ 2,920.04	\$ 2,963.67	1.49%
MGS-S-TOU Customer 156	\$ 2,371.85	\$ 2,494.10	5.15%	\$ 9,845.76	\$ 9,968.01	1.24%
Total			142			142
Number of customers with im			142			141
% of customers with impacts			100%			99%
(16.88% RY1, 8.91% RY2, 7.5						

**Stipulation
Attachment 18
Docket No. 2022-00152**

Customer	Bundled 1/24 Prices	Bundled 8/24 Prices	Bundled % Difference	Distribution 8/24 Prices	Distribution 1/25 Prices	Distribution % Difference	Delivery 8/24 Prices
MGS-S-TOU Customer 1	\$ 150,589.71	\$ 150,921.43	0.22%	\$ 6,557.51	\$ 8,299.83	26.57%	\$ 32,264.41
MGS-S-TOU Customer 2	\$ 13,623.71	\$ 13,704.67	0.59%	\$ 1,881.77	\$ 2,685.91	42.73%	\$ 6,802.67
MGS-S-TOU Customer 3	\$ 55,947.94	\$ 56,098.26	0.27%	\$ 3,062.36	\$ 4,265.23	39.28%	\$ 13,515.10
MGS-S-TOU Customer 4	\$ 212,830.35	\$ 213,480.72	0.31%	\$ 12,738.50	\$ 15,910.29	24.90%	\$ 62,682.64
MGS-S-TOU Customer 5	\$ 299,914.61	\$ 300,403.46	0.16%	\$ 11,354.52	\$ 14,880.32	31.05%	\$ 55,890.26
MGS-S-TOU Customer 6	\$ 1,948.16	\$ 1,977.66	1.51%	\$ 695.04	\$ 1,727.18	148.50%	\$ 1,044.46
MGS-S-TOU Customer 7	\$ 16,047.01	\$ 16,104.85	0.36%	\$ 1,220.01	\$ 2,655.37	117.65%	\$ 4,401.81
MGS-S-TOU Customer 8	\$ 10,961.29	\$ 10,998.33	0.34%	\$ 816.50	\$ 2,326.26	184.91%	\$ 2,342.15
MGS-S-TOU Customer 9	\$ 107,764.81	\$ 108,036.64	0.25%	\$ 5,395.71	\$ 7,495.80	38.92%	\$ 25,604.92
MGS-S-TOU Customer 10	\$ 41,726.50	\$ 42,087.91	0.87%	\$ 7,133.49	\$ 9,180.47	28.70%	\$ 32,298.47
MGS-S-TOU Customer 11	#N/A	#N/A	#N/A	#N/A	#N/A	#N/A	#N/A
MGS-S-TOU Customer 12	\$ 28,609.12	\$ 28,891.96	0.99%	\$ 5,609.42	\$ 7,778.60	38.67%	\$ 24,703.06
MGS-S-TOU Customer 13	\$ 17,703.42	\$ 17,780.84	0.44%	\$ 1,599.96	\$ 3,407.62	112.98%	\$ 6,133.24
MGS-S-TOU Customer 14	\$ 1,523.12	\$ 1,548.32	1.65%	\$ 611.64	\$ 1,655.28	170.63%	\$ 634.21
MGS-S-TOU Customer 15	#N/A	#N/A	#N/A	#N/A	#N/A	#N/A	#N/A
MGS-S-TOU Customer 16	\$ 12,471.98	\$ 12,524.76	0.42%	\$ 1,122.05	\$ 2,718.43	142.27%	\$ 3,800.26
MGS-S-TOU Customer 17	#N/A	#N/A	#N/A	#N/A	#N/A	#N/A	#N/A
MGS-S-TOU Customer 18	\$ 214,201.63	\$ 214,785.33	0.27%	\$ 11,445.03	\$ 15,326.62	33.92%	\$ 56,367.35
MGS-S-TOU Customer 19	\$ 2,430.58	\$ 2,460.74	1.24%	\$ 707.97	\$ 1,791.36	153.03%	\$ 1,110.30
MGS-S-TOU Customer 20	\$ 17,280.18	\$ 17,339.97	0.35%	\$ 1,257.88	\$ 2,792.18	121.97%	\$ 4,580.28
MGS-S-TOU Customer 21	\$ 18,631.66	\$ 18,694.39	0.34%	\$ 1,369.76	\$ 2,536.66	85.19%	\$ 4,575.10
MGS-S-TOU Customer 22	\$ 10,137.68	\$ 10,196.24	0.58%	\$ 1,258.71	\$ 2,543.54	102.08%	\$ 3,842.58
MGS-S-TOU Customer 23	\$ 119,071.35	\$ 119,319.02	0.21%	\$ 6,267.69	\$ 8,679.93	38.49%	\$ 28,226.45
MGS-S-TOU Customer 24	\$ 12,234.14	\$ 12,298.24	0.52%	\$ 1,341.55	\$ 2,942.05	119.30%	\$ 4,836.51
MGS-S-TOU Customer 25	\$ 13,071.59	\$ 13,131.70	0.46%	\$ 1,390.01	\$ 2,887.31	107.72%	\$ 4,359.19
MGS-S-TOU Customer 26	#N/A	#N/A	#N/A	#N/A	#N/A	#N/A	#N/A
MGS-S-TOU Customer 27	\$ 21,731.36	\$ 21,820.09	0.41%	\$ 1,819.19	\$ 3,570.18	96.25%	\$ 7,287.80
MGS-S-TOU Customer 28	\$ 17,713.76	\$ 17,773.73	0.34%	\$ 1,261.37	\$ 2,877.92	128.16%	\$ 4,581.72
MGS-S-TOU Customer 29	\$ 11,266.23	\$ 11,333.72	0.60%	\$ 1,431.82	\$ 2,575.46	79.87%	\$ 4,736.75
MGS-S-TOU Customer 30	\$ 16,401.04	\$ 16,472.05	0.43%	\$ 1,475.49	\$ 3,301.46	123.75%	\$ 5,506.44
MGS-S-TOU Customer 31	\$ 14,405.56	\$ 14,494.39	0.62%	\$ 1,845.87	\$ 3,265.31	76.90%	\$ 6,694.59
MGS-S-TOU Customer 32	\$ 12,753.95	\$ 12,893.40	1.09%	\$ 2,827.92	\$ 4,325.62	52.96%	\$ 11,301.77
MGS-S-TOU Customer 33	\$ 26,251.12	\$ 26,359.49	0.41%	\$ 2,224.96	\$ 3,407.53	53.15%	\$ 8,863.46
MGS-S-TOU Customer 34	\$ 52,797.04	\$ 53,018.79	0.42%	\$ 4,424.36	\$ 6,129.21	38.53%	\$ 19,783.77
MGS-S-TOU Customer 35	\$ 80,397.55	\$ 80,662.45	0.33%	\$ 5,261.15	\$ 7,694.30	46.25%	\$ 24,196.34

Internal Use

Customer	Bundled 1/24 Prices	Bundled 8/24 Prices	Bundled % Difference	Distribution 8/24 Prices	Distribution 1/25 Prices	Distribution % Difference	Delivery 8/24 Prices
MGS-S-TOU Customer 36	\$ 36,384.12	\$ 36,512.32	0.35%	\$ 2,609.50	\$ 4,259.76	63.24%	\$ 10,786.15
MGS-S-TOU Customer 37	\$ 14,078.88	\$ 14,135.00	0.40%	\$ 1,186.71	\$ 2,712.29	128.56%	\$ 4,166.87
MGS-S-TOU Customer 38	\$ 47,704.33	\$ 47,895.97	0.40%	\$ 3,852.89	\$ 5,441.29	41.23%	\$ 16,961.39
MGS-S-TOU Customer 39	\$ 13,995.06	\$ 14,030.22	0.25%	\$ 780.07	\$ 2,299.26	194.75%	\$ 2,235.44
MGS-S-TOU Customer 40	\$ 4,412.16	\$ 4,472.38	1.36%	\$ 1,266.20	\$ 3,296.75	160.36%	\$ 4,160.09
MGS-S-TOU Customer 41	#N/A	#N/A	#N/A	#N/A	#N/A	#N/A	#N/A
MGS-S-TOU Customer 42	\$ 15,429.77	\$ 15,494.76	0.42%	\$ 1,358.68	\$ 3,123.78	129.91%	\$ 4,945.06
MGS-S-TOU Customer 43	\$ 18,097.20	\$ 18,163.32	0.37%	\$ 1,405.35	\$ 2,662.90	89.48%	\$ 4,742.15
MGS-S-TOU Customer 44	\$ 11,892.25	\$ 11,936.72	0.37%	\$ 960.94	\$ 2,450.98	155.06%	\$ 3,055.02
MGS-S-TOU Customer 45	\$ 11,335.48	\$ 11,391.70	0.50%	\$ 1,213.36	\$ 2,361.03	94.59%	\$ 3,700.22
MGS-S-TOU Customer 46	\$ 144,879.12	\$ 145,201.72	0.22%	\$ 6,380.41	\$ 8,904.95	39.57%	\$ 31,049.67
MGS-S-TOU Customer 47	\$ 14,150.49	\$ 14,219.26	0.49%	\$ 1,432.15	\$ 3,122.81	118.05%	\$ 5,284.79
MGS-S-TOU Customer 48	\$ 28,181.70	\$ 28,284.37	0.36%	\$ 2,114.42	\$ 3,416.02	61.56%	\$ 8,339.49
MGS-S-TOU Customer 49	\$ 21,415.68	\$ 21,508.32	0.43%	\$ 1,919.77	\$ 3,365.86	75.33%	\$ 7,208.43
MGS-S-TOU Customer 50	\$ 6,729.36	\$ 6,769.24	0.59%	\$ 896.33	\$ 2,033.27	126.84%	\$ 2,084.24
MGS-S-TOU Customer 51	\$ 14,870.22	\$ 14,916.79	0.31%	\$ 1,001.33	\$ 2,590.99	158.76%	\$ 3,286.09
MGS-S-TOU Customer 52	\$ 68,957.02	\$ 69,098.28	0.20%	\$ 4,246.00	\$ 5,646.48	32.98%	\$ 17,661.30
MGS-S-TOU Customer 53	\$ 249,832.93	\$ 250,382.51	0.22%	\$ 11,161.64	\$ 15,192.17	36.11%	\$ 55,355.87
MGS-S-TOU Customer 54	\$ 15,621.68	\$ 15,669.62	0.31%	\$ 1,028.13	\$ 2,625.83	155.40%	\$ 3,429.18
MGS-S-TOU Customer 55	\$ 10,352.29	\$ 10,404.29	0.50%	\$ 1,131.48	\$ 2,258.15	99.57%	\$ 3,292.40
MGS-S-TOU Customer 56	\$ 7,372.27	\$ 7,405.72	0.45%	\$ 746.86	\$ 2,302.55	208.30%	\$ 1,907.23
MGS-S-TOU Customer 57	\$ 17,231.52	\$ 17,325.31	0.54%	\$ 1,942.24	\$ 3,209.11	65.23%	\$ 7,265.34
MGS-S-TOU Customer 58	\$ 7,558.31	\$ 7,603.50	0.60%	\$ 999.29	\$ 2,179.29	118.08%	\$ 2,580.95
MGS-S-TOU Customer 59	\$ 46,459.93	\$ 46,601.06	0.30%	\$ 2,835.74	\$ 4,724.07	66.59%	\$ 12,669.38
MGS-S-TOU Customer 60	\$ 4,553.72	\$ 4,609.55	1.23%	\$ 1,181.02	\$ 2,971.67	151.62%	\$ 3,829.30
MGS-S-TOU Customer 61	\$ 10,423.31	\$ 10,464.20	0.39%	\$ 891.24	\$ 2,456.69	175.65%	\$ 2,664.19
MGS-S-TOU Customer 62	\$ 29,296.35	\$ 29,410.47	0.39%	\$ 2,375.93	\$ 3,726.11	56.83%	\$ 9,540.90
MGS-S-TOU Customer 63	\$ 17,283.08	\$ 17,389.22	0.61%	\$ 2,181.63	\$ 3,426.20	57.05%	\$ 8,409.70
MGS-S-TOU Customer 64	\$ 3,336.36	\$ 3,365.99	0.89%	\$ 697.53	\$ 1,806.40	158.97%	\$ 1,078.55
MGS-S-TOU Customer 65	#N/A	#N/A	#N/A	#N/A	#N/A	#N/A	#N/A
MGS-S-TOU Customer 66	\$ 2,349.84	\$ 2,389.11	1.67%	\$ 859.75	\$ 2,630.58	205.97%	\$ 2,257.81
MGS-S-TOU Customer 67	#N/A	#N/A	#N/A	#N/A	#N/A	#N/A	#N/A
MGS-S-TOU Customer 68	\$ 13,986.39	\$ 14,050.31	0.46%	\$ 1,338.03	\$ 2,979.78	122.70%	\$ 4,849.30
MGS-S-TOU Customer 69	\$ 211,273.89	\$ 211,716.66	0.21%	\$ 10,531.68	\$ 14,367.76	36.42%	\$ 49,665.41
MGS-S-TOU Customer 70	\$ 10,631.01	\$ 10,667.78	0.35%	\$ 811.31	\$ 2,372.62	192.44%	\$ 2,293.09
MGS-S-TOU Customer 71	\$ 8,747.89	\$ 8,790.98	0.49%	\$ 933.94	\$ 2,486.44	166.23%	\$ 2,829.75
MGS-S-TOU Customer 72	\$ 103,502.16	\$ 103,771.00	0.26%	\$ 5,337.47	\$ 8,120.38	52.14%	\$ 25,013.70
MGS-S-TOU Customer 73	\$ 22,364.92	\$ 22,454.94	0.40%	\$ 1,869.04	\$ 3,589.09	92.03%	\$ 6,917.32

Internal Use

Customer	Bundled 1/24 Prices	Bundled 8/24 Prices	Bundled % Difference	Distribution 8/24 Prices	Distribution 1/25 Prices	Distribution % Difference	Delivery 8/24 Prices
MGS-S-TOU Customer 74	\$ 6,821.47	\$ 6,832.76	0.17%	\$ 1,186.15	\$ 2,242.81	89.08%	\$ 2,429.36
MGS-S-TOU Customer 75	\$ 151,010.87	\$ 151,381.51	0.25%	\$ 7,312.40	\$ 9,498.00	29.89%	\$ 35,718.48
MGS-S-TOU Customer 76	\$ 11,865.82	\$ 11,919.02	0.45%	\$ 1,130.15	\$ 2,645.58	134.09%	\$ 3,848.98
MGS-S-TOU Customer 77	\$ 141,376.44	\$ 141,728.52	0.25%	\$ 6,952.55	\$ 8,250.52	18.67%	\$ 34,048.14
MGS-S-TOU Customer 78	\$ 7,645.53	\$ 7,695.52	0.65%	\$ 1,067.69	\$ 2,664.21	149.53%	\$ 3,426.09
MGS-S-TOU Customer 79	#N/A	#N/A	#N/A	#N/A	#N/A	#N/A	#N/A
MGS-S-TOU Customer 80	\$ 9,204.72	\$ 9,240.70	0.39%	\$ 796.11	\$ 2,354.79	195.79%	\$ 2,184.88
MGS-S-TOU Customer 81	#N/A	#N/A	#N/A	#N/A	#N/A	#N/A	#N/A
MGS-S-TOU Customer 82	\$ 5,884.21	\$ 5,917.63	0.57%	\$ 746.42	\$ 2,292.96	207.20%	\$ 1,875.01
MGS-S-TOU Customer 83	\$ 5,488.24	\$ 5,532.39	0.80%	\$ 979.16	\$ 1,993.26	103.57%	\$ 2,500.45
MGS-S-TOU Customer 84	\$ 28,879.01	\$ 28,990.99	0.39%	\$ 2,443.87	\$ 3,769.00	54.22%	\$ 9,722.15
MGS-S-TOU Customer 85	\$ 4,473.08	\$ 4,503.91	0.69%	\$ 696.04	\$ 2,260.86	224.82%	\$ 1,593.16
MGS-S-TOU Customer 86	\$ 17,704.82	\$ 17,766.20	0.35%	\$ 1,313.35	\$ 2,508.70	91.02%	\$ 4,311.49
MGS-S-TOU Customer 87	\$ 30,035.49	\$ 30,180.55	0.48%	\$ 2,936.63	\$ 4,351.45	48.18%	\$ 12,252.34
MGS-S-TOU Customer 88	\$ 149,898.97	\$ 150,182.13	0.19%	\$ 7,323.93	\$ 9,736.56	32.94%	\$ 33,529.50
MGS-S-TOU Customer 89	\$ 37,265.25	\$ 37,334.86	0.19%	\$ 2,404.38	\$ 3,134.98	30.39%	\$ 8,925.60
MGS-S-TOU Customer 90	\$ 152,087.39	\$ 152,475.99	0.26%	\$ 7,660.89	\$ 9,265.56	20.95%	\$ 37,580.41
MGS-S-TOU Customer 91	\$ 94,375.64	\$ 94,627.04	0.27%	\$ 4,999.66	\$ 6,174.64	23.50%	\$ 23,679.95
MGS-S-TOU Customer 92	\$ 18,568.54	\$ 18,711.43	0.77%	\$ 2,894.13	\$ 5,409.63	86.92%	\$ 11,442.33
MGS-S-TOU Customer 93	\$ 10,428.63	\$ 10,499.31	0.68%	\$ 1,694.76	\$ 3,833.32	126.19%	\$ 5,412.81
MGS-S-TOU Customer 94	\$ 8,991.63	\$ 9,027.88	0.40%	\$ 801.31	\$ 2,345.27	192.68%	\$ 2,208.47
MGS-S-TOU Customer 95	\$ 84,005.29	\$ 84,221.31	0.26%	\$ 4,313.10	\$ 5,945.00	37.84%	\$ 20,025.43
MGS-S-TOU Customer 96	\$ 21,083.12	\$ 21,153.35	0.33%	\$ 2,229.36	\$ 3,541.02	58.84%	\$ 7,765.93
MGS-S-TOU Customer 97	\$ 18,046.90	\$ 18,151.29	0.58%	\$ 2,147.74	\$ 3,451.94	60.72%	\$ 8,249.72
MGS-S-TOU Customer 98	\$ 42,715.99	\$ 42,753.15	0.09%	\$ 3,073.37	\$ 4,645.27	51.15%	\$ 10,339.30
MGS-S-TOU Customer 99	\$ 9,404.43	\$ 9,441.77	0.40%	\$ 822.41	\$ 2,379.10	189.28%	\$ 2,314.80
MGS-S-TOU Customer 100	\$ 11,851.92	\$ 11,937.21	0.72%	\$ 1,777.30	\$ 3,066.90	72.56%	\$ 6,343.23
MGS-S-TOU Customer 101	\$ 15,439.04	\$ 15,499.85	0.39%	\$ 1,302.40	\$ 2,410.30	85.07%	\$ 4,231.97
MGS-S-TOU Customer 102	\$ 75,219.87	\$ 75,416.28	0.26%	\$ 3,932.78	\$ 5,710.65	45.21%	\$ 17,964.51
MGS-S-TOU Customer 103	#N/A	#N/A	#N/A	#N/A	#N/A	#N/A	#N/A
MGS-S-TOU Customer 104	\$ 3,189.63	\$ 3,225.11	1.11%	\$ 786.15	\$ 2,429.80	209.08%	\$ 1,966.17
MGS-S-TOU Customer 105	#N/A	#N/A	#N/A	#N/A	#N/A	#N/A	#N/A
MGS-S-TOU Customer 106	\$ 63,017.12	\$ 63,135.65	0.19%	\$ 2,840.62	\$ 4,307.91	51.65%	\$ 12,045.57
MGS-S-TOU Customer 107	#N/A	#N/A	#N/A	#N/A	#N/A	#N/A	#N/A
MGS-S-TOU Customer 108	\$ 5,718.99	\$ 5,775.31	0.98%	\$ 1,218.16	\$ 2,697.91	121.47%	\$ 3,481.53
MGS-S-TOU Customer 109	\$ 41,055.49	\$ 41,123.03	0.16%	\$ 1,408.30	\$ 3,118.08	121.41%	\$ 5,826.94
MGS-S-TOU Customer 110	\$ 162,092.96	\$ 162,454.14	0.22%	\$ 7,129.00	\$ 9,020.52	26.53%	\$ 35,209.72
MGS-S-TOU Customer 111	\$ 26,130.65	\$ 26,187.90	0.22%	\$ 1,666.02	\$ 2,839.02	70.41%	\$ 5,650.03

Internal Use

Customer	Bundled 1/24 Prices	Bundled 8/24 Prices	Bundled % Difference	Distribution 8/24 Prices	Distribution 1/25 Prices	Distribution % Difference	Delivery 8/24 Prices
MGS-S-TOU Customer 112	\$ 19,442.55	\$ 19,516.09	0.38%	\$ 1,524.68	\$ 3,353.40	119.94%	\$ 5,809.75
MGS-S-TOU Customer 113	\$ 6,013.80	\$ 6,085.17	1.19%	\$ 1,507.23	\$ 2,818.77	87.02%	\$ 4,911.85
MGS-S-TOU Customer 114	\$ 9,159.87	\$ 9,215.74	0.61%	\$ 1,181.83	\$ 2,813.49	138.06%	\$ 3,993.19
MGS-S-TOU Customer 115	\$ 183,224.14	\$ 183,654.80	0.24%	\$ 10,124.50	\$ 13,551.30	33.85%	\$ 47,457.03
MGS-S-TOU Customer 116	\$ 23,212.37	\$ 23,419.77	0.89%	\$ 4,145.91	\$ 5,779.83	39.41%	\$ 17,770.73
MGS-S-TOU Customer 117	\$ 11,858.17	\$ 11,898.75	0.34%	\$ 885.29	\$ 2,451.84	176.95%	\$ 2,669.60
MGS-S-TOU Customer 118	\$ 40,050.83	\$ 40,187.62	0.34%	\$ 2,776.20	\$ 4,279.74	54.16%	\$ 11,704.36
MGS-S-TOU Customer 119	\$ 5,708.79	\$ 5,750.01	0.72%	\$ 922.46	\$ 1,922.83	108.45%	\$ 2,231.17
MGS-S-TOU Customer 120	\$ 48,013.38	\$ 48,168.77	0.32%	\$ 3,137.03	\$ 4,807.09	53.24%	\$ 13,560.11
MGS-S-TOU Customer 121	\$ 8,189.32	\$ 8,223.16	0.41%	\$ 754.52	\$ 2,279.55	202.12%	\$ 1,972.56
MGS-S-TOU Customer 122	#N/A	#N/A	#N/A	#N/A	#N/A	#N/A	#N/A
MGS-S-TOU Customer 123	\$ 307,853.84	\$ 308,367.99	0.17%	\$ 12,227.13	\$ 15,551.40	27.19%	\$ 59,804.97
MGS-S-TOU Customer 124	#N/A	#N/A	#N/A	#N/A	#N/A	#N/A	#N/A
MGS-S-TOU Customer 125	\$ 10,346.15	\$ 10,383.65	0.36%	\$ 825.55	\$ 2,369.60	187.03%	\$ 2,356.39
MGS-S-TOU Customer 126	\$ 15,990.93	\$ 16,040.28	0.31%	\$ 1,055.38	\$ 2,647.63	150.87%	\$ 3,571.69
MGS-S-TOU Customer 127	\$ 87,699.09	\$ 87,948.54	0.28%	\$ 4,961.17	\$ 7,731.57	55.84%	\$ 22,850.35
MGS-S-TOU Customer 128	\$ 164,907.55	\$ 165,255.39	0.21%	\$ 6,870.24	\$ 8,813.26	28.28%	\$ 34,036.39
MGS-S-TOU Customer 129	\$ 4,317.61	\$ 4,354.67	0.86%	\$ 841.73	\$ 1,894.68	125.09%	\$ 1,797.64
MGS-S-TOU Customer 130	\$ 1,176.53	\$ 1,196.27	1.68%	\$ 708.72	\$ 1,802.32	154.31%	\$ 826.76
MGS-S-TOU Customer 131	\$ 16,207.20	\$ 16,255.92	0.30%	\$ 1,043.29	\$ 2,639.29	152.98%	\$ 3,516.23
MGS-S-TOU Customer 132	\$ 13,448.38	\$ 13,501.29	0.39%	\$ 1,149.24	\$ 2,170.08	88.83%	\$ 3,482.09
MGS-S-TOU Customer 133	\$ 286,742.83	\$ 287,329.49	0.20%	\$ 11,506.85	\$ 15,200.29	32.10%	\$ 58,460.05
MGS-S-TOU Customer 134	\$ 8,921.24	\$ 8,965.33	0.49%	\$ 953.32	\$ 2,676.99	180.81%	\$ 2,875.66
MGS-S-TOU Customer 135	\$ 5,482.73	\$ 5,534.75	0.95%	\$ 1,131.84	\$ 2,331.01	105.95%	\$ 3,154.03
MGS-S-TOU Customer 136	\$ 60,099.27	\$ 60,215.58	0.19%	\$ 4,554.41	\$ 6,255.44	37.35%	\$ 17,833.44
MGS-S-TOU Customer 137	\$ 12,641.95	\$ 12,685.13	0.34%	\$ 935.68	\$ 2,526.21	169.99%	\$ 2,921.02
MGS-S-TOU Customer 138	\$ 7,679.80	\$ 7,773.07	1.21%	\$ 1,932.06	\$ 3,526.82	82.54%	\$ 6,876.37
MGS-S-TOU Customer 139	\$ 10,217.73	\$ 10,273.12	0.54%	\$ 1,331.32	\$ 2,448.03	83.88%	\$ 4,090.25
MGS-S-TOU Customer 140	\$ 16,828.23	\$ 16,885.74	0.34%	\$ 1,238.38	\$ 2,336.46	88.67%	\$ 3,963.46
MGS-S-TOU Customer 141	\$ 37,429.72	\$ 37,507.64	0.21%	\$ 2,331.44	\$ 3,745.50	60.65%	\$ 8,678.22
MGS-S-TOU Customer 142	\$ 148,090.39	\$ 148,432.29	0.23%	\$ 7,265.38	\$ 10,019.57	37.91%	\$ 34,626.61
MGS-S-TOU Customer 143	\$ 20,877.52	\$ 20,944.88	0.32%	\$ 1,543.46	\$ 2,538.77	64.49%	\$ 5,399.72
MGS-S-TOU Customer 144	\$ 104,837.64	\$ 105,052.16	0.20%	\$ 5,041.27	\$ 7,032.06	39.49%	\$ 22,924.92
MGS-S-TOU Customer 145	\$ 116,456.89	\$ 116,698.47	0.21%	\$ 7,705.74	\$ 8,926.80	15.85%	\$ 33,388.03
MGS-S-TOU Customer 146	\$ 26,176.25	\$ 26,264.79	0.34%	\$ 1,976.14	\$ 3,286.12	66.29%	\$ 7,456.67
MGS-S-TOU Customer 147	\$ 55,886.12	\$ 56,024.56	0.25%	\$ 2,830.40	\$ 4,032.28	42.46%	\$ 12,413.88
MGS-S-TOU Customer 148	\$ 10,648.17	\$ 10,687.89	0.37%	\$ 868.48	\$ 2,436.75	180.58%	\$ 2,559.98
MGS-S-TOU Customer 149	\$ 12,072.12	\$ 12,113.77	0.35%	\$ 906.05	\$ 2,483.43	174.09%	\$ 2,770.15

Internal Use

Customer	Bundled 1/24 Prices	Bundled 8/24 Prices	Bundled % Difference	Distribution 8/24 Prices	Distribution 1/25 Prices	Distribution % Difference	Delivery 8/24 Prices
MGS-S-TOU Customer 150	\$ 15,202.24	\$ 15,271.37	0.45%	\$ 1,439.00	\$ 3,137.71	118.05%	\$ 5,340.56
MGS-S-TOU Customer 151	\$ 12,808.68	\$ 12,873.70	0.51%	\$ 1,384.10	\$ 2,578.80	86.32%	\$ 4,536.52
MGS-S-TOU Customer 152	\$ 11,661.09	\$ 11,701.11	0.34%	\$ 874.46	\$ 2,437.37	178.73%	\$ 2,614.31
MGS-S-TOU Customer 153	\$ 37,304.40	\$ 37,450.44	0.39%	\$ 2,955.53	\$ 4,618.71	56.27%	\$ 12,445.66
MGS-S-TOU Customer 154	\$ 23,452.64	\$ 23,504.48	0.22%	\$ 1,128.49	\$ 2,178.88	93.08%	\$ 3,637.38
MGS-S-TOU Customer 155	\$ 12,733.07	\$ 12,776.70	0.34%	\$ 944.53	\$ 2,538.99	168.81%	\$ 2,963.67
MGS-S-TOU Customer 156	\$ 21,826.10	\$ 21,948.35	0.56%	\$ 2,494.10	\$ 3,857.54	54.67%	\$ 9,968.01

Total
 Number of customers with im
 % of customers with impacts
 (16.88% RY1, 8.91% RY2, 7.5

**Stipulation
 Attachment 18
 Docket No. 2022-00152**

Customer	Delivery 1/25 Prices	Delivery % Difference	Bundled 8/24 Prices	Bundled 1/25 Prices	Bundled % Difference	Distribution 1/25 Prices	Distribution 8/25 Prices	Distribution % Difference
MGS-S-TOU Customer 1	\$ 34,006.73	5.40%	\$ 150,921.43	\$ 152,663.75	1.15%	\$ 8,299.83	\$ 8,012.16	-3.47%
MGS-S-TOU Customer 2	\$ 7,606.80	11.82%	\$ 13,704.67	\$ 14,508.80	5.87%	\$ 2,685.91	\$ 2,520.58	-6.16%
MGS-S-TOU Customer 3	\$ 14,717.97	8.90%	\$ 56,098.26	\$ 57,301.13	2.14%	\$ 4,265.23	\$ 4,104.60	-3.77%
MGS-S-TOU Customer 4	\$ 65,854.43	5.06%	\$ 213,480.72	\$ 216,652.51	1.49%	\$ 15,910.29	\$ 15,362.40	-3.44%
MGS-S-TOU Customer 5	\$ 59,416.06	6.31%	\$ 300,403.46	\$ 303,929.26	1.17%	\$ 14,880.32	\$ 13,726.45	-7.75%
MGS-S-TOU Customer 6	\$ 2,076.60	98.82%	\$ 1,977.66	\$ 3,009.80	52.19%	\$ 1,727.18	\$ 1,657.86	-4.01%
MGS-S-TOU Customer 7	\$ 5,837.17	32.61%	\$ 16,104.85	\$ 17,540.21	8.91%	\$ 2,655.37	\$ 2,551.99	-3.89%
MGS-S-TOU Customer 8	\$ 3,851.91	64.46%	\$ 10,998.33	\$ 12,508.09	13.73%	\$ 2,326.26	\$ 2,232.53	-4.03%
MGS-S-TOU Customer 9	\$ 27,705.01	8.20%	\$ 108,036.64	\$ 110,136.73	1.94%	\$ 7,495.80	\$ 7,229.27	-3.56%
MGS-S-TOU Customer 10	\$ 34,345.45	6.34%	\$ 42,087.91	\$ 44,134.89	4.86%	\$ 9,180.47	\$ 8,861.57	-3.47%
MGS-S-TOU Customer 11	#N/A	#N/A	#N/A	#N/A	#N/A	#N/A	#N/A	#N/A
MGS-S-TOU Customer 12	\$ 26,872.24	8.78%	\$ 28,891.96	\$ 31,061.14	7.51%	\$ 7,778.60	\$ 7,502.63	-3.55%
MGS-S-TOU Customer 13	\$ 7,940.90	29.47%	\$ 17,780.84	\$ 19,588.50	10.17%	\$ 3,407.62	\$ 3,275.62	-3.87%
MGS-S-TOU Customer 14	\$ 1,677.85	164.56%	\$ 1,548.32	\$ 2,591.96	67.40%	\$ 1,655.28	\$ 1,588.14	-4.06%
MGS-S-TOU Customer 15	#N/A	#N/A	#N/A	#N/A	#N/A	#N/A	#N/A	#N/A
MGS-S-TOU Customer 16	\$ 5,396.65	42.01%	\$ 12,524.76	\$ 14,121.15	12.75%	\$ 2,718.43	\$ 2,611.03	-3.95%
MGS-S-TOU Customer 17	#N/A	#N/A	#N/A	#N/A	#N/A	#N/A	#N/A	#N/A
MGS-S-TOU Customer 18	\$ 60,248.94	6.89%	\$ 214,785.33	\$ 218,666.92	1.81%	\$ 15,326.62	\$ 14,788.74	-3.51%
MGS-S-TOU Customer 19	\$ 2,193.69	97.58%	\$ 2,460.74	\$ 3,544.13	44.03%	\$ 1,791.36	\$ 1,719.59	-4.01%
MGS-S-TOU Customer 20	\$ 6,114.57	33.50%	\$ 17,339.97	\$ 18,874.26	8.85%	\$ 2,792.18	\$ 2,683.17	-3.90%
MGS-S-TOU Customer 21	\$ 5,741.99	25.51%	\$ 18,694.39	\$ 19,861.28	6.24%	\$ 2,536.66	\$ 2,428.96	-4.25%
MGS-S-TOU Customer 22	\$ 5,127.41	33.44%	\$ 10,196.24	\$ 11,481.07	12.60%	\$ 2,543.54	\$ 2,445.10	-3.87%
MGS-S-TOU Customer 23	\$ 30,638.70	8.55%	\$ 119,319.02	\$ 121,731.27	2.02%	\$ 8,679.93	\$ 7,885.58	-9.15%
MGS-S-TOU Customer 24	\$ 6,437.02	33.09%	\$ 12,298.24	\$ 13,898.75	13.01%	\$ 2,942.05	\$ 2,827.46	-3.90%
MGS-S-TOU Customer 25	\$ 5,856.49	34.35%	\$ 13,131.70	\$ 14,629.00	11.40%	\$ 2,887.31	\$ 2,738.74	-5.15%
MGS-S-TOU Customer 26	#N/A	#N/A	#N/A	#N/A	#N/A	#N/A	#N/A	#N/A
MGS-S-TOU Customer 27	\$ 9,038.79	24.03%	\$ 21,820.09	\$ 23,571.08	8.02%	\$ 3,570.18	\$ 3,433.77	-3.82%
MGS-S-TOU Customer 28	\$ 6,198.27	35.28%	\$ 17,773.73	\$ 19,390.28	9.10%	\$ 2,877.92	\$ 2,765.28	-3.91%
MGS-S-TOU Customer 29	\$ 5,880.39	24.14%	\$ 11,333.72	\$ 12,477.36	10.09%	\$ 2,575.46	\$ 2,477.79	-3.79%
MGS-S-TOU Customer 30	\$ 7,332.42	33.16%	\$ 16,472.05	\$ 18,298.03	11.09%	\$ 3,301.46	\$ 3,172.57	-3.90%
MGS-S-TOU Customer 31	\$ 8,114.02	21.20%	\$ 14,494.39	\$ 15,913.82	9.79%	\$ 3,265.31	\$ 3,142.18	-3.77%
MGS-S-TOU Customer 32	\$ 12,799.47	13.25%	\$ 12,893.40	\$ 14,391.10	11.62%	\$ 4,325.62	\$ 4,167.83	-3.65%
MGS-S-TOU Customer 33	\$ 10,046.04	13.34%	\$ 26,359.49	\$ 27,542.07	4.49%	\$ 3,407.53	\$ 3,282.96	-3.66%
MGS-S-TOU Customer 34	\$ 21,488.63	8.62%	\$ 53,018.79	\$ 54,723.65	3.22%	\$ 6,129.21	\$ 5,911.33	-3.55%
MGS-S-TOU Customer 35	\$ 26,629.50	10.06%	\$ 80,662.45	\$ 83,095.61	3.02%	\$ 7,694.30	\$ 7,417.61	-3.60%

Internal Use

Customer	Delivery 1/25 Prices	Delivery % Difference	Bundled 8/24 Prices	Bundled 1/25 Prices	Bundled % Difference	Distribution 1/25 Prices	Distribution 8/25 Prices	Distribution % Difference
MGS-S-TOU Customer 36	\$ 12,436.41	15.30%	\$ 36,512.32	\$ 38,162.58	4.52%	\$ 4,259.76	\$ 4,102.20	-3.70%
MGS-S-TOU Customer 37	\$ 5,692.45	36.61%	\$ 14,135.00	\$ 15,660.58	10.79%	\$ 2,712.29	\$ 2,605.98	-3.92%
MGS-S-TOU Customer 38	\$ 18,549.80	9.36%	\$ 47,895.97	\$ 49,484.38	3.32%	\$ 5,441.29	\$ 5,242.17	-3.66%
MGS-S-TOU Customer 39	\$ 3,754.63	67.96%	\$ 14,030.22	\$ 15,549.41	10.83%	\$ 2,299.26	\$ 2,206.22	-4.05%
MGS-S-TOU Customer 40	\$ 6,190.63	48.81%	\$ 4,472.38	\$ 6,502.92	45.40%	\$ 3,296.75	\$ 3,165.57	-3.98%
MGS-S-TOU Customer 41	#N/A	#N/A	#N/A	#N/A	#N/A	#N/A	#N/A	#N/A
MGS-S-TOU Customer 42	\$ 6,710.16	35.69%	\$ 15,494.76	\$ 17,259.86	11.39%	\$ 3,123.78	\$ 3,001.46	-3.92%
MGS-S-TOU Customer 43	\$ 5,999.70	26.52%	\$ 18,163.32	\$ 19,420.87	6.92%	\$ 2,662.90	\$ 2,561.01	-3.83%
MGS-S-TOU Customer 44	\$ 4,545.06	48.77%	\$ 11,936.72	\$ 13,426.76	12.48%	\$ 2,450.98	\$ 2,353.43	-3.98%
MGS-S-TOU Customer 45	\$ 4,847.89	31.02%	\$ 11,391.70	\$ 12,539.37	10.07%	\$ 2,361.03	\$ 2,270.16	-3.85%
MGS-S-TOU Customer 46	\$ 33,574.20	8.13%	\$ 145,201.72	\$ 147,726.25	1.74%	\$ 8,904.95	\$ 8,588.42	-3.55%
MGS-S-TOU Customer 47	\$ 6,975.45	31.99%	\$ 14,219.26	\$ 15,909.92	11.89%	\$ 3,122.81	\$ 3,001.36	-3.89%
MGS-S-TOU Customer 48	\$ 9,641.09	15.61%	\$ 28,284.37	\$ 29,585.97	4.60%	\$ 3,416.02	\$ 3,289.59	-3.70%
MGS-S-TOU Customer 49	\$ 8,654.52	20.06%	\$ 21,508.32	\$ 22,954.41	6.72%	\$ 3,365.86	\$ 3,239.24	-3.76%
MGS-S-TOU Customer 50	\$ 3,221.18	54.55%	\$ 6,769.24	\$ 7,906.18	16.80%	\$ 2,033.27	\$ 1,952.93	-3.95%
MGS-S-TOU Customer 51	\$ 4,875.75	48.38%	\$ 14,916.79	\$ 16,506.45	10.66%	\$ 2,590.99	\$ 2,487.78	-3.98%
MGS-S-TOU Customer 52	\$ 19,061.79	7.93%	\$ 69,098.28	\$ 70,498.77	2.03%	\$ 5,646.48	\$ 4,946.11	-12.40%
MGS-S-TOU Customer 53	\$ 59,386.40	7.28%	\$ 250,382.51	\$ 254,413.04	1.61%	\$ 15,192.17	\$ 14,519.31	-4.43%
MGS-S-TOU Customer 54	\$ 5,026.89	46.59%	\$ 15,669.62	\$ 17,267.33	10.20%	\$ 2,625.83	\$ 2,521.42	-3.98%
MGS-S-TOU Customer 55	\$ 4,419.07	34.22%	\$ 10,404.29	\$ 11,530.96	10.83%	\$ 2,258.15	\$ 2,170.76	-3.87%
MGS-S-TOU Customer 56	\$ 3,462.91	81.57%	\$ 7,405.72	\$ 8,961.40	21.01%	\$ 2,302.55	\$ 2,208.94	-4.07%
MGS-S-TOU Customer 57	\$ 8,532.21	17.44%	\$ 17,325.31	\$ 18,592.18	7.31%	\$ 3,209.11	\$ 3,089.67	-3.72%
MGS-S-TOU Customer 58	\$ 3,760.94	45.72%	\$ 7,603.50	\$ 8,783.49	15.52%	\$ 2,179.29	\$ 2,093.73	-3.93%
MGS-S-TOU Customer 59	\$ 14,557.71	14.90%	\$ 46,601.06	\$ 48,489.39	4.05%	\$ 4,724.07	\$ 4,549.20	-3.70%
MGS-S-TOU Customer 60	\$ 5,619.95	46.76%	\$ 4,609.55	\$ 6,400.20	38.85%	\$ 2,971.67	\$ 2,853.92	-3.96%
MGS-S-TOU Customer 61	\$ 4,229.64	58.76%	\$ 10,464.20	\$ 12,029.65	14.96%	\$ 2,456.69	\$ 2,358.04	-4.02%
MGS-S-TOU Customer 62	\$ 10,891.08	14.15%	\$ 29,410.47	\$ 30,760.65	4.59%	\$ 3,726.11	\$ 3,574.89	-4.06%
MGS-S-TOU Customer 63	\$ 9,654.27	14.80%	\$ 17,389.22	\$ 18,633.79	7.16%	\$ 3,426.20	\$ 3,300.15	-3.68%
MGS-S-TOU Customer 64	\$ 2,187.42	102.81%	\$ 3,365.99	\$ 4,474.86	32.94%	\$ 1,806.40	\$ 1,733.88	-4.01%
MGS-S-TOU Customer 65	#N/A	#N/A	#N/A	#N/A	#N/A	#N/A	#N/A	#N/A
MGS-S-TOU Customer 66	\$ 4,028.64	78.43%	\$ 2,389.11	\$ 4,159.94	74.12%	\$ 2,630.58	\$ 2,523.84	-4.06%
MGS-S-TOU Customer 67	#N/A	#N/A	#N/A	#N/A	#N/A	#N/A	#N/A	#N/A
MGS-S-TOU Customer 68	\$ 6,491.06	33.86%	\$ 14,050.31	\$ 15,692.07	11.68%	\$ 2,979.78	\$ 2,863.54	-3.90%
MGS-S-TOU Customer 69	\$ 53,501.49	7.72%	\$ 211,716.66	\$ 215,552.74	1.81%	\$ 14,367.76	\$ 13,199.98	-8.13%
MGS-S-TOU Customer 70	\$ 3,854.39	68.09%	\$ 10,667.78	\$ 12,229.08	14.64%	\$ 2,372.62	\$ 2,276.78	-4.04%
MGS-S-TOU Customer 71	\$ 4,382.25	54.86%	\$ 8,790.98	\$ 10,343.48	17.66%	\$ 2,486.44	\$ 2,387.01	-4.00%
MGS-S-TOU Customer 72	\$ 27,796.61	11.13%	\$ 103,771.00	\$ 106,553.91	2.68%	\$ 8,120.38	\$ 7,825.63	-3.63%
MGS-S-TOU Customer 73	\$ 8,637.37	24.87%	\$ 22,454.94	\$ 24,174.99	7.66%	\$ 3,589.09	\$ 3,451.85	-3.82%

Customer	Delivery 1/25 Prices	Delivery % Difference	Bundled 8/24 Prices	Bundled 1/25 Prices	Bundled % Difference	Distribution 1/25 Prices	Distribution 8/25 Prices	Distribution % Difference
MGS-S-TOU Customer 74	\$ 3,486.02	43.50%	\$ 6,832.76	\$ 7,889.42	15.46%	\$ 2,242.81	\$ 1,850.50	-17.49%
MGS-S-TOU Customer 75	\$ 37,904.08	6.12%	\$ 151,381.51	\$ 153,567.11	1.44%	\$ 9,498.00	\$ 9,166.80	-3.49%
MGS-S-TOU Customer 76	\$ 5,364.41	39.37%	\$ 11,919.02	\$ 13,434.45	12.71%	\$ 2,645.58	\$ 2,541.52	-3.93%
MGS-S-TOU Customer 77	\$ 35,346.11	3.81%	\$ 141,728.52	\$ 143,026.49	0.92%	\$ 8,250.52	\$ 7,969.55	-3.41%
MGS-S-TOU Customer 78	\$ 5,022.61	46.60%	\$ 7,695.52	\$ 9,292.04	20.75%	\$ 2,664.21	\$ 2,558.58	-3.96%
MGS-S-TOU Customer 79	#N/A	#N/A	#N/A	#N/A	#N/A	#N/A	#N/A	#N/A
MGS-S-TOU Customer 80	\$ 3,743.57	71.34%	\$ 9,240.70	\$ 10,799.39	16.87%	\$ 2,354.79	\$ 2,259.50	-4.05%
MGS-S-TOU Customer 81	#N/A	#N/A	#N/A	#N/A	#N/A	#N/A	#N/A	#N/A
MGS-S-TOU Customer 82	\$ 3,421.55	82.48%	\$ 5,917.63	\$ 7,464.17	26.13%	\$ 2,292.96	\$ 2,199.82	-4.06%
MGS-S-TOU Customer 83	\$ 3,514.55	40.56%	\$ 5,532.39	\$ 6,546.49	18.33%	\$ 1,993.26	\$ 1,916.26	-3.86%
MGS-S-TOU Customer 84	\$ 11,047.28	13.63%	\$ 28,990.99	\$ 30,316.12	4.57%	\$ 3,769.00	\$ 3,577.02	-5.09%
MGS-S-TOU Customer 85	\$ 3,157.98	98.22%	\$ 4,503.91	\$ 6,068.73	34.74%	\$ 2,260.86	\$ 2,168.47	-4.09%
MGS-S-TOU Customer 86	\$ 5,506.84	27.72%	\$ 17,766.20	\$ 18,961.55	6.73%	\$ 2,508.70	\$ 2,412.49	-3.84%
MGS-S-TOU Customer 87	\$ 13,667.16	11.55%	\$ 30,180.55	\$ 31,595.37	4.69%	\$ 4,351.45	\$ 4,193.74	-3.62%
MGS-S-TOU Customer 88	\$ 35,942.13	7.20%	\$ 150,182.13	\$ 152,594.76	1.61%	\$ 9,736.56	\$ 8,775.37	-9.87%
MGS-S-TOU Customer 89	\$ 9,656.21	8.19%	\$ 37,334.86	\$ 38,065.47	1.96%	\$ 3,134.98	\$ 2,686.74	-14.30%
MGS-S-TOU Customer 90	\$ 39,185.07	4.27%	\$ 152,475.99	\$ 154,080.65	1.05%	\$ 9,265.56	\$ 8,948.49	-3.42%
MGS-S-TOU Customer 91	\$ 24,854.93	4.96%	\$ 94,627.04	\$ 95,802.02	1.24%	\$ 6,174.64	\$ 5,961.82	-3.45%
MGS-S-TOU Customer 92	\$ 13,957.82	21.98%	\$ 18,711.43	\$ 21,226.92	13.44%	\$ 5,409.63	\$ 5,204.63	-3.79%
MGS-S-TOU Customer 93	\$ 7,551.38	39.51%	\$ 10,499.31	\$ 12,637.88	20.37%	\$ 3,833.32	\$ 3,610.00	-5.83%
MGS-S-TOU Customer 94	\$ 3,752.43	69.91%	\$ 9,027.88	\$ 10,571.84	17.10%	\$ 2,345.27	\$ 2,250.46	-4.04%
MGS-S-TOU Customer 95	\$ 21,657.33	8.15%	\$ 84,221.31	\$ 85,853.21	1.94%	\$ 5,945.00	\$ 5,733.87	-3.55%
MGS-S-TOU Customer 96	\$ 9,077.58	16.89%	\$ 21,153.35	\$ 22,465.00	6.20%	\$ 3,541.02	\$ 3,140.39	-11.31%
MGS-S-TOU Customer 97	\$ 9,553.92	15.81%	\$ 18,151.29	\$ 19,455.49	7.19%	\$ 3,451.94	\$ 3,324.32	-3.70%
MGS-S-TOU Customer 98	\$ 11,911.21	15.20%	\$ 42,753.15	\$ 44,325.06	3.68%	\$ 4,645.27	\$ 3,667.40	-21.05%
MGS-S-TOU Customer 99	\$ 3,871.49	67.25%	\$ 9,441.77	\$ 10,998.46	16.49%	\$ 2,379.10	\$ 2,283.06	-4.04%
MGS-S-TOU Customer 100	\$ 7,632.83	20.33%	\$ 11,937.21	\$ 13,226.81	10.80%	\$ 3,066.90	\$ 2,951.65	-3.76%
MGS-S-TOU Customer 101	\$ 5,339.88	26.18%	\$ 15,499.85	\$ 16,607.76	7.15%	\$ 2,410.30	\$ 2,318.29	-3.82%
MGS-S-TOU Customer 102	\$ 19,742.38	9.90%	\$ 75,416.28	\$ 77,194.15	2.36%	\$ 5,710.65	\$ 5,505.05	-3.60%
MGS-S-TOU Customer 103	#N/A	#N/A	#N/A	#N/A	#N/A	#N/A	#N/A	#N/A
MGS-S-TOU Customer 104	\$ 3,609.82	83.60%	\$ 3,225.11	\$ 4,868.76	50.96%	\$ 2,429.80	\$ 2,331.07	-4.06%
MGS-S-TOU Customer 105	#N/A	#N/A	#N/A	#N/A	#N/A	#N/A	#N/A	#N/A
MGS-S-TOU Customer 106	\$ 13,512.87	12.18%	\$ 63,135.65	\$ 64,602.95	2.32%	\$ 4,307.91	\$ 3,999.11	-7.17%
MGS-S-TOU Customer 107	#N/A	#N/A	#N/A	#N/A	#N/A	#N/A	#N/A	#N/A
MGS-S-TOU Customer 108	\$ 4,961.28	42.50%	\$ 5,775.31	\$ 7,255.06	25.62%	\$ 2,697.91	\$ 2,591.06	-3.96%
MGS-S-TOU Customer 109	\$ 7,536.73	29.34%	\$ 41,123.03	\$ 42,832.82	4.16%	\$ 3,118.08	\$ 2,996.79	-3.89%
MGS-S-TOU Customer 110	\$ 37,101.24	5.37%	\$ 162,454.14	\$ 164,345.66	1.16%	\$ 9,020.52	\$ 8,707.96	-3.46%
MGS-S-TOU Customer 111	\$ 6,823.03	20.76%	\$ 26,187.90	\$ 27,360.90	4.48%	\$ 2,839.02	\$ 2,575.58	-9.28%

Customer	Delivery 1/25 Prices	Delivery % Difference	Bundled 8/24 Prices	Bundled 1/25 Prices	Bundled % Difference	Distribution 1/25 Prices	Distribution 8/25 Prices	Distribution % Difference
MGS-S-TOU Customer 112	\$ 7,638.48	31.48%	\$ 19,516.09	\$ 21,344.82	9.37%	\$ 3,353.40	\$ 3,222.96	-3.89%
MGS-S-TOU Customer 113	\$ 6,223.39	26.70%	\$ 6,085.17	\$ 7,396.71	21.55%	\$ 2,818.77	\$ 2,711.13	-3.82%
MGS-S-TOU Customer 114	\$ 5,624.85	40.86%	\$ 9,215.74	\$ 10,847.40	17.71%	\$ 2,813.49	\$ 2,702.65	-3.94%
MGS-S-TOU Customer 115	\$ 50,883.83	7.22%	\$ 183,654.80	\$ 187,081.60	1.87%	\$ 13,551.30	\$ 12,478.27	-7.92%
MGS-S-TOU Customer 116	\$ 19,404.65	9.19%	\$ 23,419.77	\$ 25,053.69	6.98%	\$ 5,779.83	\$ 5,574.10	-3.56%
MGS-S-TOU Customer 117	\$ 4,236.15	58.68%	\$ 11,898.75	\$ 13,465.30	13.17%	\$ 2,451.84	\$ 2,353.36	-4.02%
MGS-S-TOU Customer 118	\$ 13,207.91	12.85%	\$ 40,187.62	\$ 41,691.17	3.74%	\$ 4,279.74	\$ 4,123.28	-3.66%
MGS-S-TOU Customer 119	\$ 3,231.55	44.84%	\$ 5,750.01	\$ 6,750.39	17.40%	\$ 1,922.83	\$ 1,847.77	-3.90%
MGS-S-TOU Customer 120	\$ 15,230.17	12.32%	\$ 48,168.77	\$ 49,838.83	3.47%	\$ 4,807.09	\$ 4,631.70	-3.65%
MGS-S-TOU Customer 121	\$ 3,497.59	77.31%	\$ 8,223.16	\$ 9,748.19	18.55%	\$ 2,279.55	\$ 2,187.07	-4.06%
MGS-S-TOU Customer 122	#N/A	#N/A	#N/A	#N/A	#N/A	#N/A	#N/A	#N/A
MGS-S-TOU Customer 123	\$ 63,129.24	5.56%	\$ 308,367.99	\$ 311,692.26	1.08%	\$ 15,551.40	\$ 14,240.02	-8.43%
MGS-S-TOU Customer 124	#N/A	#N/A	#N/A	#N/A	#N/A	#N/A	#N/A	#N/A
MGS-S-TOU Customer 125	\$ 3,900.44	65.53%	\$ 10,383.65	\$ 11,927.70	14.87%	\$ 2,369.60	\$ 2,273.99	-4.03%
MGS-S-TOU Customer 126	\$ 5,163.94	44.58%	\$ 16,040.28	\$ 17,632.53	9.93%	\$ 2,647.63	\$ 2,542.65	-3.97%
MGS-S-TOU Customer 127	\$ 25,620.75	12.12%	\$ 87,948.54	\$ 90,718.94	3.15%	\$ 7,731.57	\$ 7,449.43	-3.65%
MGS-S-TOU Customer 128	\$ 35,979.42	5.71%	\$ 165,255.39	\$ 167,198.42	1.18%	\$ 8,813.26	\$ 8,506.72	-3.48%
MGS-S-TOU Customer 129	\$ 2,850.59	58.57%	\$ 4,354.67	\$ 5,407.62	24.18%	\$ 1,894.68	\$ 1,819.94	-3.94%
MGS-S-TOU Customer 130	\$ 1,920.36	132.28%	\$ 1,196.27	\$ 2,289.87	91.42%	\$ 1,802.32	\$ 1,656.44	-8.09%
MGS-S-TOU Customer 131	\$ 5,112.23	45.39%	\$ 16,255.92	\$ 17,851.92	9.82%	\$ 2,639.29	\$ 2,534.48	-3.97%
MGS-S-TOU Customer 132	\$ 4,502.93	29.32%	\$ 13,501.29	\$ 14,522.13	7.56%	\$ 2,170.08	\$ 2,086.82	-3.84%
MGS-S-TOU Customer 133	\$ 62,153.49	6.32%	\$ 287,329.49	\$ 291,022.93	1.29%	\$ 15,200.29	\$ 14,667.27	-3.51%
MGS-S-TOU Customer 134	\$ 4,599.32	59.94%	\$ 8,965.33	\$ 10,688.99	19.23%	\$ 2,676.99	\$ 2,569.31	-4.02%
MGS-S-TOU Customer 135	\$ 4,353.20	38.02%	\$ 5,534.75	\$ 6,733.92	21.67%	\$ 2,331.01	\$ 2,240.44	-3.89%
MGS-S-TOU Customer 136	\$ 19,534.48	9.54%	\$ 60,215.58	\$ 61,916.62	2.82%	\$ 6,255.44	\$ 5,244.62	-16.16%
MGS-S-TOU Customer 137	\$ 4,511.56	54.45%	\$ 12,685.13	\$ 14,275.67	12.54%	\$ 2,526.21	\$ 2,425.07	-4.00%
MGS-S-TOU Customer 138	\$ 8,471.13	23.19%	\$ 7,773.07	\$ 9,367.83	20.52%	\$ 3,526.82	\$ 3,393.19	-3.79%
MGS-S-TOU Customer 139	\$ 5,206.96	27.30%	\$ 10,273.12	\$ 11,389.83	10.87%	\$ 2,448.03	\$ 2,306.77	-5.77%
MGS-S-TOU Customer 140	\$ 5,061.54	27.71%	\$ 16,885.74	\$ 17,983.82	6.50%	\$ 2,336.46	\$ 2,246.93	-3.83%
MGS-S-TOU Customer 141	\$ 10,092.27	16.29%	\$ 37,507.64	\$ 38,921.69	3.77%	\$ 3,745.50	\$ 3,354.26	-10.45%
MGS-S-TOU Customer 142	\$ 37,380.80	7.95%	\$ 148,432.29	\$ 151,186.48	1.86%	\$ 10,019.57	\$ 9,480.01	-5.39%
MGS-S-TOU Customer 143	\$ 6,395.03	18.43%	\$ 20,944.88	\$ 21,940.19	4.75%	\$ 2,538.77	\$ 2,402.71	-5.36%
MGS-S-TOU Customer 144	\$ 24,915.72	8.68%	\$ 105,052.16	\$ 107,042.96	1.90%	\$ 7,032.06	\$ 6,507.10	-7.47%
MGS-S-TOU Customer 145	\$ 34,609.09	3.66%	\$ 116,698.47	\$ 117,919.53	1.05%	\$ 8,926.80	\$ 7,575.54	-15.14%
MGS-S-TOU Customer 146	\$ 8,766.64	17.57%	\$ 26,264.79	\$ 27,574.76	4.99%	\$ 3,286.12	\$ 3,114.40	-5.23%
MGS-S-TOU Customer 147	\$ 13,615.77	9.68%	\$ 56,024.56	\$ 57,226.45	2.15%	\$ 4,032.28	\$ 3,879.62	-3.79%
MGS-S-TOU Customer 148	\$ 4,128.25	61.26%	\$ 10,687.89	\$ 12,256.16	14.67%	\$ 2,436.75	\$ 2,338.72	-4.02%
MGS-S-TOU Customer 149	\$ 4,347.52	56.94%	\$ 12,113.77	\$ 13,691.14	13.02%	\$ 2,483.43	\$ 2,383.80	-4.01%

Customer	Delivery 1/25 Prices	Delivery % Difference	Bundled 8/24 Prices	Bundled 1/25 Prices	Bundled % Difference	Distribution 1/25 Prices	Distribution 8/25 Prices	Distribution % Difference
MGS-S-TOU Customer 150	\$ 7,039.26	31.81%	\$ 15,271.37	\$ 16,970.07	11.12%	\$ 3,137.71	\$ 3,015.70	-3.89%
MGS-S-TOU Customer 151	\$ 5,731.22	26.34%	\$ 12,873.70	\$ 14,068.40	9.28%	\$ 2,578.80	\$ 2,480.41	-3.82%
MGS-S-TOU Customer 152	\$ 4,177.23	59.78%	\$ 11,701.11	\$ 13,264.03	13.36%	\$ 2,437.37	\$ 2,339.39	-4.02%
MGS-S-TOU Customer 153	\$ 14,108.83	13.36%	\$ 37,450.44	\$ 39,113.61	4.44%	\$ 4,618.71	\$ 4,449.37	-3.67%
MGS-S-TOU Customer 154	\$ 4,687.78	28.88%	\$ 23,504.48	\$ 24,554.88	4.47%	\$ 2,178.88	\$ 2,095.34	-3.83%
MGS-S-TOU Customer 155	\$ 4,558.13	53.80%	\$ 12,776.70	\$ 14,371.16	12.48%	\$ 2,538.99	\$ 2,437.39	-4.00%
MGS-S-TOU Customer 156	\$ 11,331.45	13.68%	\$ 21,948.35	\$ 23,311.79	6.21%	\$ 3,857.54	\$ 3,716.24	-3.66%

Total
 Number of customers with im
 % of customers with impacts
 (16.88% RY1, 8.91% RY2, 7.5

**Stipulation
Attachment 18
Docket No. 2022-00152**

Customer	Delivery 1/25 Prices	Delivery 8/25 Prices	Delivery % Difference	Bundled 1/25 Prices	Bundled 8/25 Prices	Bundled % Difference
MGS-S-TOU Customer 1	\$ 34,006.73	\$ 33,719.06	-0.85%	\$ 152,663.75	\$ 152,376.08	-0.19%
MGS-S-TOU Customer 2	\$ 7,606.80	\$ 7,519.19	-1.15%	\$ 14,508.80	\$ 14,421.19	-0.60%
MGS-S-TOU Customer 3	\$ 14,717.97	\$ 14,567.08	-1.03%	\$ 57,301.13	\$ 57,150.24	-0.26%
MGS-S-TOU Customer 4	\$ 65,854.43	\$ 65,306.54	-0.83%	\$ 216,652.51	\$ 216,104.62	-0.25%
MGS-S-TOU Customer 5	\$ 59,416.06	\$ 58,983.20	-0.73%	\$ 303,929.26	\$ 303,496.40	-0.14%
MGS-S-TOU Customer 6	\$ 2,076.60	\$ 2,007.28	-3.34%	\$ 3,009.80	\$ 2,940.48	-2.30%
MGS-S-TOU Customer 7	\$ 5,837.17	\$ 5,733.79	-1.77%	\$ 17,540.21	\$ 17,436.83	-0.59%
MGS-S-TOU Customer 8	\$ 3,851.91	\$ 3,758.18	-2.43%	\$ 12,508.09	\$ 12,414.36	-0.75%
MGS-S-TOU Customer 9	\$ 27,705.01	\$ 27,438.48	-0.96%	\$ 110,136.73	\$ 109,870.20	-0.24%
MGS-S-TOU Customer 10	\$ 34,345.45	\$ 34,026.56	-0.93%	\$ 44,134.89	\$ 43,816.00	-0.72%
MGS-S-TOU Customer 11	#N/A	#N/A	#N/A	#N/A	#N/A	#N/A
MGS-S-TOU Customer 12	\$ 26,872.24	\$ 26,596.27	-1.03%	\$ 31,061.14	\$ 30,785.17	-0.89%
MGS-S-TOU Customer 13	\$ 7,940.90	\$ 7,808.90	-1.66%	\$ 19,588.50	\$ 19,456.50	-0.67%
MGS-S-TOU Customer 14	\$ 1,677.85	\$ 1,610.71	-4.00%	\$ 2,591.96	\$ 2,524.82	-2.59%
MGS-S-TOU Customer 15	#N/A	#N/A	#N/A	#N/A	#N/A	#N/A
MGS-S-TOU Customer 16	\$ 5,396.65	\$ 5,289.24	-1.99%	\$ 14,121.15	\$ 14,013.74	-0.76%
MGS-S-TOU Customer 17	#N/A	#N/A	#N/A	#N/A	#N/A	#N/A
MGS-S-TOU Customer 18	\$ 60,248.94	\$ 59,711.05	-0.89%	\$ 218,666.92	\$ 218,129.03	-0.25%
MGS-S-TOU Customer 19	\$ 2,193.69	\$ 2,121.93	-3.27%	\$ 3,544.13	\$ 3,472.37	-2.02%
MGS-S-TOU Customer 20	\$ 6,114.57	\$ 6,005.57	-1.78%	\$ 18,874.26	\$ 18,765.26	-0.58%
MGS-S-TOU Customer 21	\$ 5,741.99	\$ 5,646.76	-1.66%	\$ 19,861.28	\$ 19,766.05	-0.48%
MGS-S-TOU Customer 22	\$ 5,127.41	\$ 5,028.97	-1.92%	\$ 11,481.07	\$ 11,382.63	-0.86%
MGS-S-TOU Customer 23	\$ 30,638.70	\$ 30,396.94	-0.79%	\$ 121,731.27	\$ 121,489.51	-0.20%
MGS-S-TOU Customer 24	\$ 6,437.02	\$ 6,322.43	-1.78%	\$ 13,898.75	\$ 13,784.16	-0.82%
MGS-S-TOU Customer 25	\$ 5,856.49	\$ 5,749.68	-1.82%	\$ 14,629.00	\$ 14,522.19	-0.73%
MGS-S-TOU Customer 26	#N/A	#N/A	#N/A	#N/A	#N/A	#N/A
MGS-S-TOU Customer 27	\$ 9,038.79	\$ 8,902.38	-1.51%	\$ 23,571.08	\$ 23,434.67	-0.58%
MGS-S-TOU Customer 28	\$ 6,198.27	\$ 6,085.63	-1.82%	\$ 19,390.28	\$ 19,277.64	-0.58%
MGS-S-TOU Customer 29	\$ 5,880.39	\$ 5,782.72	-1.66%	\$ 12,477.36	\$ 12,379.69	-0.78%
MGS-S-TOU Customer 30	\$ 7,332.42	\$ 7,203.53	-1.76%	\$ 18,298.03	\$ 18,169.14	-0.70%
MGS-S-TOU Customer 31	\$ 8,114.02	\$ 7,990.90	-1.52%	\$ 15,913.82	\$ 15,790.70	-0.77%
MGS-S-TOU Customer 32	\$ 12,799.47	\$ 12,641.69	-1.23%	\$ 14,391.10	\$ 14,233.32	-1.10%
MGS-S-TOU Customer 33	\$ 10,046.04	\$ 9,921.46	-1.24%	\$ 27,542.07	\$ 27,417.49	-0.45%
MGS-S-TOU Customer 34	\$ 21,488.63	\$ 21,270.74	-1.01%	\$ 54,723.65	\$ 54,505.76	-0.40%
MGS-S-TOU Customer 35	\$ 26,629.50	\$ 26,352.81	-1.04%	\$ 83,095.61	\$ 82,818.92	-0.33%

Customer	Delivery 1/25 Prices	Delivery 8/25 Prices	Delivery % Difference	Bundled 1/25 Prices	Bundled 8/25 Prices	Bundled % Difference
MGS-S-TOU Customer 36	\$ 12,436.41	\$ 12,278.84	-1.27%	\$ 38,162.58	\$ 38,005.01	-0.41%
MGS-S-TOU Customer 37	\$ 5,692.45	\$ 5,586.14	-1.87%	\$ 15,660.58	\$ 15,554.27	-0.68%
MGS-S-TOU Customer 38	\$ 18,549.80	\$ 18,355.86	-1.05%	\$ 49,484.38	\$ 49,290.44	-0.39%
MGS-S-TOU Customer 39	\$ 3,754.63	\$ 3,661.59	-2.48%	\$ 15,549.41	\$ 15,456.37	-0.60%
MGS-S-TOU Customer 40	\$ 6,190.63	\$ 6,059.46	-2.12%	\$ 6,502.92	\$ 6,371.75	-2.02%
MGS-S-TOU Customer 41	#N/A	#N/A	#N/A	#N/A	#N/A	#N/A
MGS-S-TOU Customer 42	\$ 6,710.16	\$ 6,587.84	-1.82%	\$ 17,259.86	\$ 17,137.54	-0.71%
MGS-S-TOU Customer 43	\$ 5,999.70	\$ 5,897.81	-1.70%	\$ 19,420.87	\$ 19,318.98	-0.52%
MGS-S-TOU Customer 44	\$ 4,545.06	\$ 4,447.52	-2.15%	\$ 13,426.76	\$ 13,329.22	-0.73%
MGS-S-TOU Customer 45	\$ 4,847.89	\$ 4,757.02	-1.87%	\$ 12,539.37	\$ 12,448.50	-0.72%
MGS-S-TOU Customer 46	\$ 33,574.20	\$ 33,257.67	-0.94%	\$ 147,726.25	\$ 147,409.72	-0.21%
MGS-S-TOU Customer 47	\$ 6,975.45	\$ 6,854.00	-1.74%	\$ 15,909.92	\$ 15,788.47	-0.76%
MGS-S-TOU Customer 48	\$ 9,641.09	\$ 9,514.66	-1.31%	\$ 29,585.97	\$ 29,459.54	-0.43%
MGS-S-TOU Customer 49	\$ 8,654.52	\$ 8,527.90	-1.46%	\$ 22,954.41	\$ 22,827.79	-0.55%
MGS-S-TOU Customer 50	\$ 3,221.18	\$ 3,140.84	-2.49%	\$ 7,906.18	\$ 7,825.84	-1.02%
MGS-S-TOU Customer 51	\$ 4,875.75	\$ 4,772.54	-2.12%	\$ 16,506.45	\$ 16,403.24	-0.63%
MGS-S-TOU Customer 52	\$ 19,061.79	\$ 18,931.44	-0.68%	\$ 70,498.77	\$ 70,368.42	-0.18%
MGS-S-TOU Customer 53	\$ 59,386.40	\$ 58,869.56	-0.87%	\$ 254,413.04	\$ 253,896.20	-0.20%
MGS-S-TOU Customer 54	\$ 5,026.89	\$ 4,922.48	-2.08%	\$ 17,267.33	\$ 17,162.92	-0.60%
MGS-S-TOU Customer 55	\$ 4,419.07	\$ 4,331.67	-1.98%	\$ 11,530.96	\$ 11,443.56	-0.76%
MGS-S-TOU Customer 56	\$ 3,462.91	\$ 3,369.31	-2.70%	\$ 8,961.40	\$ 8,867.80	-1.04%
MGS-S-TOU Customer 57	\$ 8,532.21	\$ 8,412.77	-1.40%	\$ 18,592.18	\$ 18,472.74	-0.64%
MGS-S-TOU Customer 58	\$ 3,760.94	\$ 3,675.39	-2.27%	\$ 8,783.49	\$ 8,697.94	-0.97%
MGS-S-TOU Customer 59	\$ 14,557.71	\$ 14,382.84	-1.20%	\$ 48,489.39	\$ 48,314.52	-0.36%
MGS-S-TOU Customer 60	\$ 5,619.95	\$ 5,502.20	-2.10%	\$ 6,400.20	\$ 6,282.45	-1.84%
MGS-S-TOU Customer 61	\$ 4,229.64	\$ 4,130.99	-2.33%	\$ 12,029.65	\$ 11,931.00	-0.82%
MGS-S-TOU Customer 62	\$ 10,891.08	\$ 10,756.10	-1.24%	\$ 30,760.65	\$ 30,625.67	-0.44%
MGS-S-TOU Customer 63	\$ 9,654.27	\$ 9,528.22	-1.31%	\$ 18,633.79	\$ 18,507.74	-0.68%
MGS-S-TOU Customer 64	\$ 2,187.42	\$ 2,114.90	-3.32%	\$ 4,474.86	\$ 4,402.34	-1.62%
MGS-S-TOU Customer 65	#N/A	#N/A	#N/A	#N/A	#N/A	#N/A
MGS-S-TOU Customer 66	\$ 4,028.64	\$ 3,921.90	-2.65%	\$ 4,159.94	\$ 4,053.20	-2.57%
MGS-S-TOU Customer 67	#N/A	#N/A	#N/A	#N/A	#N/A	#N/A
MGS-S-TOU Customer 68	\$ 6,491.06	\$ 6,374.81	-1.79%	\$ 15,692.07	\$ 15,575.82	-0.74%
MGS-S-TOU Customer 69	\$ 53,501.49	\$ 53,084.08	-0.78%	\$ 215,552.74	\$ 215,135.33	-0.19%
MGS-S-TOU Customer 70	\$ 3,854.39	\$ 3,758.55	-2.49%	\$ 12,229.08	\$ 12,133.24	-0.78%
MGS-S-TOU Customer 71	\$ 4,382.25	\$ 4,282.82	-2.27%	\$ 10,343.48	\$ 10,244.05	-0.96%
MGS-S-TOU Customer 72	\$ 27,796.61	\$ 27,501.85	-1.06%	\$ 106,553.91	\$ 106,259.15	-0.28%
MGS-S-TOU Customer 73	\$ 8,637.37	\$ 8,500.13	-1.59%	\$ 24,174.99	\$ 24,037.75	-0.57%

Internal Use

Customer	Delivery 1/25 Prices	Delivery 8/25 Prices	Delivery % Difference	Bundled 1/25 Prices	Bundled 8/25 Prices	Bundled % Difference
MGS-S-TOU Customer 74	\$ 3,486.02	\$ 3,441.75	-1.27%	\$ 7,889.42	\$ 7,845.15	-0.56%
MGS-S-TOU Customer 75	\$ 37,904.08	\$ 37,572.88	-0.87%	\$ 153,567.11	\$ 153,235.91	-0.22%
MGS-S-TOU Customer 76	\$ 5,364.41	\$ 5,260.35	-1.94%	\$ 13,434.45	\$ 13,330.39	-0.77%
MGS-S-TOU Customer 77	\$ 35,346.11	\$ 35,065.14	-0.79%	\$ 143,026.49	\$ 142,745.52	-0.20%
MGS-S-TOU Customer 78	\$ 5,022.61	\$ 4,916.98	-2.10%	\$ 9,292.04	\$ 9,186.41	-1.14%
MGS-S-TOU Customer 79	#N/A	#N/A	#N/A	#N/A	#N/A	#N/A
MGS-S-TOU Customer 80	\$ 3,743.57	\$ 3,648.27	-2.55%	\$ 10,799.39	\$ 10,704.09	-0.88%
MGS-S-TOU Customer 81	#N/A	#N/A	#N/A	#N/A	#N/A	#N/A
MGS-S-TOU Customer 82	\$ 3,421.55	\$ 3,328.42	-2.72%	\$ 7,464.17	\$ 7,371.04	-1.25%
MGS-S-TOU Customer 83	\$ 3,514.55	\$ 3,437.55	-2.19%	\$ 6,546.49	\$ 6,469.49	-1.18%
MGS-S-TOU Customer 84	\$ 11,047.28	\$ 10,916.64	-1.18%	\$ 30,316.12	\$ 30,185.48	-0.43%
MGS-S-TOU Customer 85	\$ 3,157.98	\$ 3,065.59	-2.93%	\$ 6,068.73	\$ 5,976.34	-1.52%
MGS-S-TOU Customer 86	\$ 5,506.84	\$ 5,410.63	-1.75%	\$ 18,961.55	\$ 18,865.34	-0.51%
MGS-S-TOU Customer 87	\$ 13,667.16	\$ 13,509.46	-1.15%	\$ 31,595.37	\$ 31,437.67	-0.50%
MGS-S-TOU Customer 88	\$ 35,942.13	\$ 35,685.12	-0.72%	\$ 152,594.76	\$ 152,337.75	-0.17%
MGS-S-TOU Customer 89	\$ 9,656.21	\$ 9,591.69	-0.67%	\$ 38,065.47	\$ 38,000.95	-0.17%
MGS-S-TOU Customer 90	\$ 39,185.07	\$ 38,868.00	-0.81%	\$ 154,080.65	\$ 153,763.58	-0.21%
MGS-S-TOU Customer 91	\$ 24,854.93	\$ 24,642.11	-0.86%	\$ 95,802.02	\$ 95,589.20	-0.22%
MGS-S-TOU Customer 92	\$ 13,957.82	\$ 13,752.82	-1.47%	\$ 21,226.92	\$ 21,021.92	-0.97%
MGS-S-TOU Customer 93	\$ 7,551.38	\$ 7,410.94	-1.86%	\$ 12,637.88	\$ 12,497.44	-1.11%
MGS-S-TOU Customer 94	\$ 3,752.43	\$ 3,657.62	-2.53%	\$ 10,571.84	\$ 10,477.03	-0.90%
MGS-S-TOU Customer 95	\$ 21,657.33	\$ 21,446.20	-0.97%	\$ 85,853.21	\$ 85,642.08	-0.25%
MGS-S-TOU Customer 96	\$ 9,077.58	\$ 8,983.77	-1.03%	\$ 22,465.00	\$ 22,371.19	-0.42%
MGS-S-TOU Customer 97	\$ 9,553.92	\$ 9,426.30	-1.34%	\$ 19,455.49	\$ 19,327.87	-0.66%
MGS-S-TOU Customer 98	\$ 11,911.21	\$ 11,852.42	-0.49%	\$ 44,325.06	\$ 44,266.27	-0.13%
MGS-S-TOU Customer 99	\$ 3,871.49	\$ 3,775.45	-2.48%	\$ 10,998.46	\$ 10,902.42	-0.87%
MGS-S-TOU Customer 100	\$ 7,632.83	\$ 7,517.58	-1.51%	\$ 13,226.81	\$ 13,111.56	-0.87%
MGS-S-TOU Customer 101	\$ 5,339.88	\$ 5,247.86	-1.72%	\$ 16,607.76	\$ 16,515.74	-0.55%
MGS-S-TOU Customer 102	\$ 19,742.38	\$ 19,536.78	-1.04%	\$ 77,194.15	\$ 76,988.55	-0.27%
MGS-S-TOU Customer 103	#N/A	#N/A	#N/A	#N/A	#N/A	#N/A
MGS-S-TOU Customer 104	\$ 3,609.82	\$ 3,511.09	-2.74%	\$ 4,868.76	\$ 4,770.03	-2.03%
MGS-S-TOU Customer 105	#N/A	#N/A	#N/A	#N/A	#N/A	#N/A
MGS-S-TOU Customer 106	\$ 13,512.87	\$ 13,376.61	-1.01%	\$ 64,602.95	\$ 64,466.69	-0.21%
MGS-S-TOU Customer 107	#N/A	#N/A	#N/A	#N/A	#N/A	#N/A
MGS-S-TOU Customer 108	\$ 4,961.28	\$ 4,855.65	-2.13%	\$ 7,255.06	\$ 7,149.43	-1.46%
MGS-S-TOU Customer 109	\$ 7,536.73	\$ 7,415.44	-1.61%	\$ 42,832.82	\$ 42,711.53	-0.28%
MGS-S-TOU Customer 110	\$ 37,101.24	\$ 36,788.68	-0.84%	\$ 164,345.66	\$ 164,033.10	-0.19%
MGS-S-TOU Customer 111	\$ 6,823.03	\$ 6,737.94	-1.25%	\$ 27,360.90	\$ 27,275.81	-0.31%

Internal Use

Customer	Delivery 1/25 Prices	Delivery 8/25 Prices	Delivery % Difference	Bundled 1/25 Prices	Bundled 8/25 Prices	Bundled % Difference
MGS-S-TOU Customer 112	\$ 7,638.48	\$ 7,508.03	-1.71%	\$ 21,344.82	\$ 21,214.37	-0.61%
MGS-S-TOU Customer 113	\$ 6,223.39	\$ 6,115.75	-1.73%	\$ 7,396.71	\$ 7,289.07	-1.46%
MGS-S-TOU Customer 114	\$ 5,624.85	\$ 5,514.01	-1.97%	\$ 10,847.40	\$ 10,736.56	-1.02%
MGS-S-TOU Customer 115	\$ 50,883.83	\$ 50,490.09	-0.77%	\$ 187,081.60	\$ 186,687.86	-0.21%
MGS-S-TOU Customer 116	\$ 19,404.65	\$ 19,198.92	-1.06%	\$ 25,053.69	\$ 24,847.96	-0.82%
MGS-S-TOU Customer 117	\$ 4,236.15	\$ 4,137.67	-2.32%	\$ 13,465.30	\$ 13,366.82	-0.73%
MGS-S-TOU Customer 118	\$ 13,207.91	\$ 13,051.44	-1.18%	\$ 41,691.17	\$ 41,534.70	-0.38%
MGS-S-TOU Customer 119	\$ 3,231.55	\$ 3,156.48	-2.32%	\$ 6,750.39	\$ 6,675.32	-1.11%
MGS-S-TOU Customer 120	\$ 15,230.17	\$ 15,054.77	-1.15%	\$ 49,838.83	\$ 49,663.43	-0.35%
MGS-S-TOU Customer 121	\$ 3,497.59	\$ 3,405.10	-2.64%	\$ 9,748.19	\$ 9,655.70	-0.95%
MGS-S-TOU Customer 122	#N/A	#N/A	#N/A	#N/A	#N/A	#N/A
MGS-S-TOU Customer 123	\$ 63,129.24	\$ 62,696.22	-0.69%	\$ 311,692.26	\$ 311,259.24	-0.14%
MGS-S-TOU Customer 124	#N/A	#N/A	#N/A	#N/A	#N/A	#N/A
MGS-S-TOU Customer 125	\$ 3,900.44	\$ 3,804.83	-2.45%	\$ 11,927.70	\$ 11,832.09	-0.80%
MGS-S-TOU Customer 126	\$ 5,163.94	\$ 5,058.96	-2.03%	\$ 17,632.53	\$ 17,527.55	-0.60%
MGS-S-TOU Customer 127	\$ 25,620.75	\$ 25,338.61	-1.10%	\$ 90,718.94	\$ 90,436.80	-0.31%
MGS-S-TOU Customer 128	\$ 35,979.42	\$ 35,672.87	-0.85%	\$ 167,198.42	\$ 166,891.87	-0.18%
MGS-S-TOU Customer 129	\$ 2,850.59	\$ 2,775.85	-2.62%	\$ 5,407.62	\$ 5,332.88	-1.38%
MGS-S-TOU Customer 130	\$ 1,920.36	\$ 1,858.17	-3.24%	\$ 2,289.87	\$ 2,227.68	-2.72%
MGS-S-TOU Customer 131	\$ 5,112.23	\$ 5,007.43	-2.05%	\$ 17,851.92	\$ 17,747.12	-0.59%
MGS-S-TOU Customer 132	\$ 4,502.93	\$ 4,419.67	-1.85%	\$ 14,522.13	\$ 14,438.87	-0.57%
MGS-S-TOU Customer 133	\$ 62,153.49	\$ 61,622.21	-0.85%	\$ 291,022.93	\$ 290,491.65	-0.18%
MGS-S-TOU Customer 134	\$ 4,599.32	\$ 4,491.65	-2.34%	\$ 10,688.99	\$ 10,581.32	-1.01%
MGS-S-TOU Customer 135	\$ 4,353.20	\$ 4,262.63	-2.08%	\$ 6,733.92	\$ 6,643.35	-1.34%
MGS-S-TOU Customer 136	\$ 19,534.48	\$ 19,420.33	-0.58%	\$ 61,916.62	\$ 61,802.47	-0.18%
MGS-S-TOU Customer 137	\$ 4,511.56	\$ 4,410.42	-2.24%	\$ 14,275.67	\$ 14,174.53	-0.71%
MGS-S-TOU Customer 138	\$ 8,471.13	\$ 8,337.50	-1.58%	\$ 9,367.83	\$ 9,234.20	-1.43%
MGS-S-TOU Customer 139	\$ 5,206.96	\$ 5,120.91	-1.65%	\$ 11,389.83	\$ 11,303.78	-0.76%
MGS-S-TOU Customer 140	\$ 5,061.54	\$ 4,972.01	-1.77%	\$ 17,983.82	\$ 17,894.29	-0.50%
MGS-S-TOU Customer 141	\$ 10,092.27	\$ 9,988.46	-1.03%	\$ 38,921.69	\$ 38,817.88	-0.27%
MGS-S-TOU Customer 142	\$ 37,380.80	\$ 37,051.66	-0.88%	\$ 151,186.48	\$ 150,857.34	-0.22%
MGS-S-TOU Customer 143	\$ 6,395.03	\$ 6,305.95	-1.39%	\$ 21,940.19	\$ 21,851.11	-0.41%
MGS-S-TOU Customer 144	\$ 24,915.72	\$ 24,702.87	-0.85%	\$ 107,042.96	\$ 106,830.11	-0.20%
MGS-S-TOU Customer 145	\$ 34,609.09	\$ 34,451.76	-0.45%	\$ 117,919.53	\$ 117,762.20	-0.13%
MGS-S-TOU Customer 146	\$ 8,766.64	\$ 8,650.95	-1.32%	\$ 27,574.76	\$ 27,459.07	-0.42%
MGS-S-TOU Customer 147	\$ 13,615.77	\$ 13,472.16	-1.05%	\$ 57,226.45	\$ 57,082.84	-0.25%
MGS-S-TOU Customer 148	\$ 4,128.25	\$ 4,030.22	-2.37%	\$ 12,256.16	\$ 12,158.13	-0.80%
MGS-S-TOU Customer 149	\$ 4,347.52	\$ 4,247.90	-2.29%	\$ 13,691.14	\$ 13,591.52	-0.73%

Customer	Delivery 1/25 Prices	Delivery 8/25 Prices	Delivery % Difference	Bundled 1/25 Prices	Bundled 8/25 Prices	Bundled % Difference
MGS-S-TOU Customer 150	\$ 7,039.26	\$ 6,917.26	-1.73%	\$ 16,970.07	\$ 16,848.07	-0.72%
MGS-S-TOU Customer 151	\$ 5,731.22	\$ 5,632.83	-1.72%	\$ 14,068.40	\$ 13,970.01	-0.70%
MGS-S-TOU Customer 152	\$ 4,177.23	\$ 4,079.24	-2.35%	\$ 13,264.03	\$ 13,166.04	-0.74%
MGS-S-TOU Customer 153	\$ 14,108.83	\$ 13,939.50	-1.20%	\$ 39,113.61	\$ 38,944.28	-0.43%
MGS-S-TOU Customer 154	\$ 4,687.78	\$ 4,604.24	-1.78%	\$ 24,554.88	\$ 24,471.34	-0.34%
MGS-S-TOU Customer 155	\$ 4,558.13	\$ 4,456.53	-2.23%	\$ 14,371.16	\$ 14,269.56	-0.71%
MGS-S-TOU Customer 156	\$ 11,331.45	\$ 11,190.15	-1.25%	\$ 23,311.79	\$ 23,170.49	-0.61%

Total

Number of customers with im
 % of customers with impacts
 (16.88% RY1, 8.91% RY2, 7.5

**Stipulation
Attachment 18
Docket No. 2022-00152**

Customer	Phase	Current TOU Jul-Aug On-Peak	Current TOU Jul-Aug Shoulder	Current TOU Jul-Aug Off-Peak	Current TOU Dec-Mar On-Peak	Current TOU Dec-Mar Shoulder	Current TOU Dec-Mar Off-Peak	Current TOU All Other On-Peak
MGS-P-TOU Customer 1	3	106.62	20.22	1.79	930.94	941.82	991.49	39.04
MGS-P-TOU Customer 2	3	352.35	363.60	352.53	1,322.46	1,347.39	1,421.28	1,284.12
MGS-P-TOU Customer 3	3	642.42	664.92	501.57	1,131.57	1,140.21	685.80	1,942.56
MGS-P-TOU Customer 4	3	328.00	302.40	403.20	1,033.60	1,133.60	1,108.80	1,033.60
MGS-P-TOU Customer 5	3	434.98	462.77	423.43	966.70	984.94	981.05	1,308.60
MGS-P-TOU Customer 6	3	183.48	184.68	166.68	793.92	772.56	768.36	714.00
MGS-P-TOU Customer 7	3	660.48	669.12	656.64	1,305.72	1,208.64	1,164.72	2,068.56
MGS-P-TOU Customer 8	3	22.92	17.88	20.04	126.84	111.84	109.32	122.40
MGS-P-TOU Customer 9	3	308.88	224.64	344.64	686.64	682.32	693.96	963.00
MGS-P-TOU Customer 10	3	451.08	441.00	441.36	878.76	861.48	871.56	1,194.84
MGS-P-TOU Customer 11	3	189.60	199.32	169.80	400.92	394.32	334.56	547.08
MGS-P-TOU Customer 12	3	145.62	264.06	139.50	1,115.76	1,010.22	1,065.24	590.88
MGS-P-TOU Customer 13	3	207.20	175.70	1,300.60	487.20	402.50	4,069.45	581.35
MGS-P-TOU Customer 14	3	295.68	295.26	294.30	559.86	586.56	556.38	841.50
MGS-P-TOU Customer 15	3	624.12	480.60	610.20	992.28	1,036.32	1,203.84	1,674.72
MGS-P-TOU Customer 16	3	466.80	454.32	466.92	557.04	551.40	589.20	1,134.36
MGS-P-TOU Customer 17	1	245.29	237.69	242.06	2.75	2.95	2.95	290.18
MGS-P-TOU Customer 18	3	478.62	387.90	429.90	968.04	1,018.86	927.54	1,346.76
MGS-P-TOU Customer 19	3	6.59	2.42	94.98	464.34	461.86	463.33	20.93
MGS-P-TOU Customer 20	3	198.70	185.07	228.64	309.26	385.89	595.27	459.90
MGS-P-TOU Customer 21	3	511.98	479.16	482.94	1,090.50	1,017.42	933.54	1,838.82
MGS-P-TOU Customer 22	3	549.00	546.60	487.56	750.96	731.70	671.94	1,416.54
MGS-P-TOU Customer 23	3	653.52	630.72	614.76	1,285.92	1,252.80	1,308.72	2,027.64

Total

Number of customers with impacts at or below approximate % change in revenue requirement

% of customers with impacts at or below approximate % change in revenue requirement

(16.88% RY1, 8.91% RY2, 7.58% RY3 for Base D; 7.14% RY1, 4.11% RY2, 3.66% RY3 for Delivery)

**Stipulation
Attachment 18
Docket No. 2022-00152**

Customer	Current TOU All Other Shoulder	Current TOU All Other Off-Peak	Proposed TOU Jul-Aug On-Peak	Proposed TOU Jul-Aug Shoulder	Proposed TOU Jul-Aug Off-Peak	Proposed TOU Dec-Feb On-Peak	Proposed TOU Dec-Feb Shoulder
MGS-P-TOU Customer 1	191.62	513.54	1.54	-	106.62	898.69	-
MGS-P-TOU Customer 2	1,077.93	1,337.31	352.35	-	363.60	942.30	-
MGS-P-TOU Customer 3	2,031.48	1,311.03	538.11	-	664.92	646.02	-
MGS-P-TOU Customer 4	807.20	1,210.40	377.60	-	378.40	#N/A	#N/A
MGS-P-TOU Customer 5	1,379.09	1,272.50	428.88	-	462.77	633.19	-
MGS-P-TOU Customer 6	677.04	761.64	180.84	-	185.28	578.04	-
MGS-P-TOU Customer 7	2,047.68	2,016.48	65.04	-	669.12	125.40	-
MGS-P-TOU Customer 8	108.84	108.96	15.72	-	23.40	76.08	-
MGS-P-TOU Customer 9	731.16	1,040.04	344.40	-	344.04	514.56	-
MGS-P-TOU Customer 10	1,130.40	1,172.52	423.00	-	451.08	608.04	-
MGS-P-TOU Customer 11	553.08	461.64	185.04	-	199.32	306.36	-
MGS-P-TOU Customer 12	391.38	626.58	145.02	-	264.06	864.42	-
MGS-P-TOU Customer 13	486.85	7,031.50	103.25	-	1,339.10	1,360.80	-
MGS-P-TOU Customer 14	841.68	820.74	293.52	-	296.64	415.38	-
MGS-P-TOU Customer 15	1,452.48	1,668.24	624.12	-	595.80	774.84	-
MGS-P-TOU Customer 16	1,099.44	1,150.32	466.68	-	466.92	#N/A	#N/A
MGS-P-TOU Customer 17	273.11	296.91	244.82	-	243.34	2.00	-
MGS-P-TOU Customer 18	1,230.42	1,184.28	36.18	-	478.62	162.30	-
MGS-P-TOU Customer 19	9.42	180.03	2.25	-	94.98	231.56	-
MGS-P-TOU Customer 20	583.20	729.67	103.06	-	236.64	146.55	-
MGS-P-TOU Customer 21	1,625.58	1,775.70	474.30	-	479.16	598.92	-
MGS-P-TOU Customer 22	1,382.64	1,273.98	510.00	-	553.98	486.06	-
MGS-P-TOU Customer 23	2,012.16	2,013.00	608.04	-	654.00	946.80	-

Total
Number of customers with impacts
% of customers with impacts
(16.88% RY1, 8.91% RY2, 7.5%)

**Stipulation
Attachment 18
Docket No. 2022-00152**

Customer	Proposed TOU Dec-Feb Off-Peak	Proposed TOU All Other On-Peak	Proposed TOU All Other Shoulder	Proposed TOU All Other Off-Peak	Jan - Dec Total kWh	Jan - Dec Billed kVar
MGS-P-TOU Customer 1	981.12	195.07	-	526.85	192,413	-
MGS-P-TOU Customer 2	1,096.47	1,611.72	-	1,836.36	1,190,178	-
MGS-P-TOU Customer 3	850.23	1,772.10	-	2,303.37	1,349,188	-
MGS-P-TOU Customer 4	#N/A	#N/A	#N/A	#N/A	130,535	-
MGS-P-TOU Customer 5	702.46	1,564.03	-	1,693.85	1,493,063	-
MGS-P-TOU Customer 6	569.64	908.88	-	975.00	725,083	204.00
MGS-P-TOU Customer 7	937.20	271.20	-	2,450.28	607,011	3,315.00
MGS-P-TOU Customer 8	89.64	121.08	-	160.56	108,379	13.50
MGS-P-TOU Customer 9	518.52	1,194.84	-	1,217.04	817,598	-
MGS-P-TOU Customer 10	637.92	1,332.72	-	1,447.20	1,455,862	850.50
MGS-P-TOU Customer 11	302.28	595.44	-	657.48	376,636	6.90
MGS-P-TOU Customer 12	983.16	755.88	-	767.64	403,523	164.10
MGS-P-TOU Customer 13	2,676.10	1,702.75	-	8,461.25	844,611	629.13
MGS-P-TOU Customer 14	427.02	949.38	-	1,011.06	1,077,780	464.70
MGS-P-TOU Customer 15	906.96	1,889.52	-	2,007.36	616,614	344.10
MGS-P-TOU Customer 16	#N/A	#N/A	#N/A	#N/A	1,348,382	188.40
MGS-P-TOU Customer 17	2.29	288.32	-	308.61	144,055	-
MGS-P-TOU Customer 18	771.84	256.80	-	1,634.28	276,049	3,079.20
MGS-P-TOU Customer 19	232.95	271.56	-	421.84	140,278	16.44
MGS-P-TOU Customer 20	390.29	399.02	-	1,108.94	174,141	380.00
MGS-P-TOU Customer 21	823.98	2,054.34	-	2,056.80	1,119,243	2.70
MGS-P-TOU Customer 22	557.64	1,378.68	-	1,626.66	1,281,343	-
MGS-P-TOU Customer 23	967.68	2,307.96	-	2,387.16	1,809,190	-

Total
Number of customers with impacts
% of customers with impacts
(16.88% RY1, 8.91% RY2, 7.5%)

**Stipulation
Attachment 18
Docket No. 2022-00152**

Customer	Distribution 7/22 Prices	Distribution 8/23 Prices	Distribution % Difference	Delivery 1/23 Prices	Delivery 8/23 Prices	Delivery % Difference
MGS-P-TOU Customer 1	\$ 7,169.86	\$ 6,525.77	-8.98%	\$ 18,984.32	\$ 18,340.23	-3.39%
MGS-P-TOU Customer 2	\$ 15,355.40	\$ 13,984.23	-8.93%	\$ 49,505.21	\$ 48,134.04	-2.77%
MGS-P-TOU Customer 3	\$ 19,689.39	\$ 17,933.50	-8.92%	\$ 62,213.08	\$ 60,457.20	-2.82%
MGS-P-TOU Customer 4	\$ 12,819.78	\$ 11,673.93	-8.94%	\$ 38,348.72	\$ 37,202.86	-2.99%
MGS-P-TOU Customer 5	\$ 14,964.76	\$ 13,628.47	-8.93%	\$ 47,267.70	\$ 45,931.42	-2.83%
MGS-P-TOU Customer 6	\$ 10,010.73	\$ 9,066.51	-9.43%	\$ 29,645.25	\$ 28,701.03	-3.19%
MGS-P-TOU Customer 7	\$ 24,924.97	\$ 21,926.53	-12.03%	\$ 68,911.84	\$ 65,913.41	-4.35%
MGS-P-TOU Customer 8	\$ 3,278.84	\$ 2,977.38	-9.19%	\$ 6,417.14	\$ 6,115.67	-4.70%
MGS-P-TOU Customer 9	\$ 10,431.26	\$ 9,497.63	-8.95%	\$ 33,110.77	\$ 32,177.14	-2.82%
MGS-P-TOU Customer 10	\$ 14,763.92	\$ 13,246.09	-10.28%	\$ 45,019.98	\$ 43,502.15	-3.37%
MGS-P-TOU Customer 11	\$ 7,420.99	\$ 6,753.20	-9.00%	\$ 20,344.82	\$ 19,677.03	-3.28%
MGS-P-TOU Customer 12	\$ 10,410.50	\$ 9,440.14	-9.32%	\$ 30,920.82	\$ 29,950.46	-3.14%
MGS-P-TOU Customer 13	\$ 8,354.20	\$ 7,457.57	-10.73%	\$ 23,919.55	\$ 23,022.92	-3.75%
MGS-P-TOU Customer 14	\$ 10,665.56	\$ 9,602.21	-9.97%	\$ 31,254.90	\$ 30,191.55	-3.40%
MGS-P-TOU Customer 15	\$ 17,135.07	\$ 15,525.38	-9.39%	\$ 53,323.24	\$ 51,713.55	-3.02%
MGS-P-TOU Customer 16	\$ 12,354.60	\$ 11,206.18	-9.30%	\$ 38,482.40	\$ 37,333.99	-2.98%
MGS-P-TOU Customer 17	\$ 4,001.03	\$ 3,659.96	-8.52%	\$ 10,028.84	\$ 9,687.77	-3.40%
MGS-P-TOU Customer 18	\$ 18,713.81	\$ 16,322.35	-12.78%	\$ 48,801.48	\$ 46,410.01	-4.90%
MGS-P-TOU Customer 19	\$ 4,291.44	\$ 3,899.25	-9.14%	\$ 9,821.89	\$ 9,429.70	-3.99%
MGS-P-TOU Customer 20	\$ 7,538.45	\$ 6,772.74	-10.16%	\$ 18,162.45	\$ 17,396.74	-4.22%
MGS-P-TOU Customer 21	\$ 17,320.62	\$ 15,774.38	-8.93%	\$ 56,364.85	\$ 54,818.61	-2.74%
MGS-P-TOU Customer 22	\$ 14,696.62	\$ 13,384.34	-8.93%	\$ 46,527.53	\$ 45,215.25	-2.82%
MGS-P-TOU Customer 23	\$ 20,375.36	\$ 18,558.48	-8.92%	\$ 66,702.57	\$ 64,885.69	-2.72%
Total			23			23
Number of customers with impacts			23			23
% of customers with impacts (16.88% RY1, 8.91% RY2, 7.5% RY3)			100%			100%

**Stipulation
Attachment 18
Docket No. 2022-00152**

Customer	Bundled 1/23 Prices	Bundled 8/23 Prices	Bundled % Difference	Distribution 8/23 Prices	Distribution 8/24 Prices	Distribution % Difference
MGS-P-TOU Customer 1	\$ 40,970.11	\$ 40,326.02	-1.57%	\$ 6,525.77	\$ 4,295.97	-34.17%
MGS-P-TOU Customer 2	\$ 185,499.35	\$ 184,128.18	-0.74%	\$ 13,984.23	\$ 8,286.30	-40.75%
MGS-P-TOU Customer 3	\$ 216,376.20	\$ 214,620.32	-0.81%	\$ 17,933.50	\$ 8,471.88	-52.76%
MGS-P-TOU Customer 4	\$ 53,264.17	\$ 52,118.31	-2.15%	\$ 11,673.93	#N/A	#N/A
MGS-P-TOU Customer 5	\$ 217,870.54	\$ 216,534.26	-0.61%	\$ 13,628.47	\$ 7,725.04	-43.32%
MGS-P-TOU Customer 6	\$ 112,495.92	\$ 111,551.70	-0.84%	\$ 9,066.51	\$ 5,802.93	-36.00%
MGS-P-TOU Customer 7	\$ 138,271.14	\$ 135,272.71	-2.17%	\$ 21,926.53	\$ 6,493.82	-70.38%
MGS-P-TOU Customer 8	\$ 18,800.94	\$ 18,499.47	-1.60%	\$ 2,977.38	\$ 2,445.66	-17.86%
MGS-P-TOU Customer 9	\$ 126,532.56	\$ 125,598.93	-0.74%	\$ 9,497.63	\$ 6,475.43	-31.82%
MGS-P-TOU Customer 10	\$ 211,372.06	\$ 209,854.23	-0.72%	\$ 13,246.09	\$ 8,067.87	-39.09%
MGS-P-TOU Customer 11	\$ 63,380.58	\$ 62,712.79	-1.05%	\$ 6,753.20	\$ 4,364.26	-35.37%
MGS-P-TOU Customer 12	\$ 77,028.88	\$ 76,058.52	-1.26%	\$ 9,440.14	\$ 5,952.06	-36.95%
MGS-P-TOU Customer 13	\$ 120,427.93	\$ 119,531.30	-0.74%	\$ 7,457.57	\$ 9,398.17	26.02%
MGS-P-TOU Customer 14	\$ 154,405.99	\$ 153,342.64	-0.69%	\$ 9,602.21	\$ 6,107.63	-36.39%
MGS-P-TOU Customer 15	\$ 123,779.84	\$ 122,170.15	-1.30%	\$ 15,525.38	\$ 9,577.98	-38.31%
MGS-P-TOU Customer 16	\$ 192,553.52	\$ 191,405.11	-0.60%	\$ 11,206.18	#N/A	#N/A
MGS-P-TOU Customer 17	\$ 26,489.10	\$ 26,148.03	-1.29%	\$ 3,659.96	\$ 2,589.41	-29.25%
MGS-P-TOU Customer 18	\$ 80,343.84	\$ 77,952.37	-2.98%	\$ 16,322.35	\$ 6,217.98	-61.91%
MGS-P-TOU Customer 19	\$ 25,850.62	\$ 25,458.43	-1.52%	\$ 3,899.25	\$ 3,063.05	-21.45%
MGS-P-TOU Customer 20	\$ 38,060.38	\$ 37,294.67	-2.01%	\$ 6,772.74	\$ 3,795.51	-43.96%
MGS-P-TOU Customer 21	\$ 184,253.62	\$ 182,707.38	-0.84%	\$ 15,774.38	\$ 8,810.52	-44.15%
MGS-P-TOU Customer 22	\$ 192,938.50	\$ 191,626.22	-0.68%	\$ 13,384.34	\$ 7,227.03	-46.00%
MGS-P-TOU Customer 23	\$ 273,427.21	\$ 271,610.33	-0.66%	\$ 18,558.48	\$ 10,423.87	-43.83%

Total
Number of customers with impacts
% of customers with impacts
(16.88% RY1, 8.91% RY2, 7.5%)

21
20
95%

**Stipulation
Attachment 18
Docket No. 2022-00152**

Customer	Delivery 8/23 Prices	Delivery 8/24 Prices	Delivery % Difference	Bundled 8/23 Prices	Bundled 8/24 Prices	Bundled % Difference
MGS-P-TOU Customer 1	\$ 18,340.23	\$ 16,307.02	-11.09%	\$ 40,326.02	\$ 38,292.81	-5.04%
MGS-P-TOU Customer 2	\$ 48,134.04	\$ 41,883.17	-12.99%	\$ 184,128.18	\$ 177,877.31	-3.39%
MGS-P-TOU Customer 3	\$ 60,457.20	\$ 42,997.00	-28.88%	\$ 214,620.32	\$ 197,160.12	-8.14%
MGS-P-TOU Customer 4	\$ 37,202.86	#N/A	#N/A	\$ 52,118.31	#N/A	#N/A
MGS-P-TOU Customer 5	\$ 45,931.42	\$ 39,142.54	-14.78%	\$ 216,534.26	\$ 209,745.38	-3.14%
MGS-P-TOU Customer 6	\$ 28,701.03	\$ 25,188.75	-12.24%	\$ 111,551.70	\$ 108,039.42	-3.15%
MGS-P-TOU Customer 7	\$ 65,913.41	\$ 12,891.48	-80.44%	\$ 135,272.71	\$ 82,250.78	-39.20%
MGS-P-TOU Customer 8	\$ 6,115.67	\$ 4,960.33	-18.89%	\$ 18,499.47	\$ 17,344.13	-6.25%
MGS-P-TOU Customer 9	\$ 32,177.14	\$ 30,157.29	-6.28%	\$ 125,598.93	\$ 123,579.08	-1.61%
MGS-P-TOU Customer 10	\$ 43,502.15	\$ 36,631.06	-15.79%	\$ 209,854.23	\$ 202,983.14	-3.27%
MGS-P-TOU Customer 11	\$ 19,677.03	\$ 16,754.10	-14.85%	\$ 62,712.79	\$ 59,789.86	-4.66%
MGS-P-TOU Customer 12	\$ 29,950.46	\$ 25,547.78	-14.70%	\$ 76,058.52	\$ 71,655.84	-5.79%
MGS-P-TOU Customer 13	\$ 23,022.92	\$ 44,857.37	94.84%	\$ 119,531.30	\$ 141,365.75	18.27%
MGS-P-TOU Customer 14	\$ 30,191.55	\$ 26,289.22	-12.93%	\$ 153,342.64	\$ 149,440.31	-2.54%
MGS-P-TOU Customer 15	\$ 51,713.55	\$ 45,738.37	-11.55%	\$ 122,170.15	\$ 116,194.97	-4.89%
MGS-P-TOU Customer 16	\$ 37,333.99	#N/A	#N/A	\$ 191,405.11	#N/A	#N/A
MGS-P-TOU Customer 17	\$ 9,687.77	\$ 8,584.84	-11.38%	\$ 26,148.03	\$ 25,045.10	-4.22%
MGS-P-TOU Customer 18	\$ 46,410.01	\$ 11,708.42	-74.77%	\$ 77,952.37	\$ 43,250.78	-44.52%
MGS-P-TOU Customer 19	\$ 9,429.70	\$ 8,735.66	-7.36%	\$ 25,458.43	\$ 24,764.39	-2.73%
MGS-P-TOU Customer 20	\$ 17,396.74	\$ 11,061.33	-36.42%	\$ 37,294.67	\$ 30,959.26	-16.99%
MGS-P-TOU Customer 21	\$ 54,818.61	\$ 44,554.21	-18.72%	\$ 182,707.38	\$ 172,442.98	-5.62%
MGS-P-TOU Customer 22	\$ 45,215.25	\$ 35,462.62	-21.57%	\$ 191,626.22	\$ 181,873.59	-5.09%
MGS-P-TOU Customer 23	\$ 64,885.69	\$ 55,654.06	-14.23%	\$ 271,610.33	\$ 262,378.70	-3.40%

Total	21
Number of customers with impacts	20
% of customers with impacts	95%

(16.88% RY1, 8.91% RY2, 7.5% RY3)

**Stipulation
Attachment 18
Docket No. 2022-00152**

Customer	Distribution 8/24 Prices	Distribution 8/25 Prices	Distribution % Difference	Delivery 8/24 Prices	Delivery 8/25 Prices	Delivery % Difference
MGS-P-TOU Customer 1	\$ 4,295.97	\$ 4,520.43	5.23%	\$ 16,307.02	\$ 16,531.48	1.38%
MGS-P-TOU Customer 2	\$ 8,286.30	\$ 8,735.11	5.42%	\$ 41,883.17	\$ 42,331.98	1.07%
MGS-P-TOU Customer 3	\$ 8,471.88	\$ 8,930.38	5.41%	\$ 42,997.00	\$ 43,455.51	1.07%
MGS-P-TOU Customer 4	#N/A	#N/A	#N/A	#N/A	#N/A	#N/A
MGS-P-TOU Customer 5	\$ 7,725.04	\$ 8,141.75	5.39%	\$ 39,142.54	\$ 39,559.25	1.06%
MGS-P-TOU Customer 6	\$ 5,802.93	\$ 6,128.24	5.61%	\$ 25,188.75	\$ 25,514.06	1.29%
MGS-P-TOU Customer 7	\$ 6,493.82	\$ 7,107.62	9.45%	\$ 12,891.48	\$ 13,505.28	4.76%
MGS-P-TOU Customer 8	\$ 2,445.66	\$ 2,566.41	4.94%	\$ 4,960.33	\$ 5,081.08	2.43%
MGS-P-TOU Customer 9	\$ 6,475.43	\$ 6,821.77	5.35%	\$ 30,157.29	\$ 30,503.63	1.15%
MGS-P-TOU Customer 10	\$ 8,067.87	\$ 8,572.05	6.25%	\$ 36,631.06	\$ 37,135.24	1.38%
MGS-P-TOU Customer 11	\$ 4,364.26	\$ 4,592.35	5.23%	\$ 16,754.10	\$ 16,982.18	1.36%
MGS-P-TOU Customer 12	\$ 5,952.06	\$ 6,282.78	5.56%	\$ 25,547.78	\$ 25,878.49	1.29%
MGS-P-TOU Customer 13	\$ 9,398.17	\$ 9,961.32	5.99%	\$ 44,857.37	\$ 45,420.53	1.26%
MGS-P-TOU Customer 14	\$ 6,107.63	\$ 6,470.55	5.94%	\$ 26,289.22	\$ 26,652.14	1.38%
MGS-P-TOU Customer 15	\$ 9,577.98	\$ 10,126.25	5.72%	\$ 45,738.37	\$ 46,286.64	1.20%
MGS-P-TOU Customer 16	#N/A	#N/A	#N/A	#N/A	#N/A	#N/A
MGS-P-TOU Customer 17	\$ 2,589.41	\$ 2,721.28	5.09%	\$ 8,584.84	\$ 8,716.71	1.54%
MGS-P-TOU Customer 18	\$ 6,217.98	\$ 6,797.43	9.32%	\$ 11,708.42	\$ 12,287.86	4.95%
MGS-P-TOU Customer 19	\$ 3,063.05	\$ 3,219.04	5.09%	\$ 8,735.66	\$ 8,891.65	1.79%
MGS-P-TOU Customer 20	\$ 3,795.51	\$ 4,021.61	5.96%	\$ 11,061.33	\$ 11,287.43	2.04%
MGS-P-TOU Customer 21	\$ 8,810.52	\$ 9,288.69	5.43%	\$ 44,554.21	\$ 45,032.38	1.07%
MGS-P-TOU Customer 22	\$ 7,227.03	\$ 7,615.20	5.37%	\$ 35,462.62	\$ 35,850.79	1.09%
MGS-P-TOU Customer 23	\$ 10,423.87	\$ 10,992.57	5.46%	\$ 55,654.06	\$ 56,222.76	1.02%

Total			21			21
Number of customers with impacts			19			19
% of customers with impacts			90%			90%
(16.88% RY1, 8.91% RY2, 7.5% RY3)						

**Stipulation
 Attachment 18
 Docket No. 2022-00152**

Customer	Bundled 8/24 Prices	Bundled 8/25 Prices	Bundled % Difference
MGS-P-TOU Customer 1	\$ 38,292.81	\$ 38,517.27	0.59%
MGS-P-TOU Customer 2	\$ 177,877.31	\$ 178,326.12	0.25%
MGS-P-TOU Customer 3	\$ 197,160.12	\$ 197,618.63	0.23%
MGS-P-TOU Customer 4	#N/A	#N/A	#N/A
MGS-P-TOU Customer 5	\$ 209,745.38	\$ 210,162.09	0.20%
MGS-P-TOU Customer 6	\$ 108,039.42	\$ 108,364.73	0.30%
MGS-P-TOU Customer 7	\$ 82,250.78	\$ 82,864.58	0.75%
MGS-P-TOU Customer 8	\$ 17,344.13	\$ 17,464.88	0.70%
MGS-P-TOU Customer 9	\$ 123,579.08	\$ 123,925.42	0.28%
MGS-P-TOU Customer 10	\$ 202,983.14	\$ 203,487.32	0.25%
MGS-P-TOU Customer 11	\$ 59,789.86	\$ 60,017.94	0.38%
MGS-P-TOU Customer 12	\$ 71,655.84	\$ 71,986.55	0.46%
MGS-P-TOU Customer 13	\$ 141,365.75	\$ 141,928.91	0.40%
MGS-P-TOU Customer 14	\$ 149,440.31	\$ 149,803.23	0.24%
MGS-P-TOU Customer 15	\$ 116,194.97	\$ 116,743.24	0.47%
MGS-P-TOU Customer 16	#N/A	#N/A	#N/A
MGS-P-TOU Customer 17	\$ 25,045.10	\$ 25,176.97	0.53%
MGS-P-TOU Customer 18	\$ 43,250.78	\$ 43,830.22	1.34%
MGS-P-TOU Customer 19	\$ 24,764.39	\$ 24,920.38	0.63%
MGS-P-TOU Customer 20	\$ 30,959.26	\$ 31,185.36	0.73%
MGS-P-TOU Customer 21	\$ 172,442.98	\$ 172,921.15	0.28%
MGS-P-TOU Customer 22	\$ 181,873.59	\$ 182,261.76	0.21%
MGS-P-TOU Customer 23	\$ 262,378.70	\$ 262,947.40	0.22%

Total
 Number of customers with impacts
 % of customers with impacts
 (16.88% RY1, 8.91% RY2, 7.5%)

**Stipulation
Attachment 18
Docket No. 2022-00152**

Central Maine Power Company
7/2022 MGS Rates

	Distribution Rates 7/1/2022	ELP Assessment 1/1/2023	EMT Assessment 7/1/2022	Stranded Cost Rates 7/1/2022	Transmission Rates 1/1/2023	Total Rates Effective 1/1/2023	Non-D Rates 7/1/2022	Jul-22 Distribution Base Rates	A Jul-22 Distribution One-Year Adjustments	B Jul-22 Distribution 100 BP Yrly Impact	A - B	Jul-22 Distribution RDM Adjustments
<u>MGS-S</u>												
Service Charge - Single Phase	38.42					38.42	-	29.96	8.46	0.71	7.75	
Service Charge - Three Phase	50.01					50.01	-	39.00	11.01	0.93	10.08	
kW - September through June	4.62			(1.16)	11.46	14.92	10.30	3.73	1.05	0.09	0.96	(0.16)
kW - July and August	5.55			(1.16)	11.46	15.85	10.30	4.48	1.26	0.11	1.15	(0.19)
KWH		0.001468	0.004494	(0.003631)		0.002331	0.002331					
KVAR	1.70					1.70	-	1.25	0.45	(0.02)	0.47	-
<u>MGS-P</u>												
Service Charge - Single Phase	107.41					107.41	-	83.77	23.64	1.99	21.65	
Service Charge - Three Phase	166.68					166.68	-	129.99	36.69	3.10	33.59	
kW - September through June	3.98			(0.01)	10.52	14.49	10.51	3.23	0.91	0.07	0.84	(0.16)
kW - July and August	4.78			(0.01)	10.52	15.29	10.51	3.88	1.09	0.08	1.01	(0.19)
KWH		0.001468	0.004494	(0.006142)		(0.000180)	(0.000180)					
KVAR	0.92					0.92	-	0.74	0.21	0.03	0.18	(0.03)
<u>MGS-S-TOU</u>												
Service Charge - Single Phase	41.87					41.87	-	32.65	9.22	0.78	8.44	
Service Charge - Three Phase	53.88					53.88	-	42.02	11.86	1.00	10.86	
kW-On Peak All Other	3.07				11.46	14.53	11.46	2.47	0.70	0.06	0.64	(0.10)
kW-Shoulder All Other	3.07					3.07	-	2.47	0.70	0.06	0.64	(0.10)
kW-Off Peak All Other												
kW-On Peak July and August	3.68				11.46	15.14	11.46	2.96	0.84	0.07	0.77	(0.12)
kW-Shoulder July and August	3.68					3.68	-	2.96	0.84	0.07	0.77	(0.12)
kW-Off Peak July and August												
KWH		0.001468	0.004494	(0.003141)		0.002821	0.002821					
KVAR	1.27					1.27	-	1.02	0.18	-	0.18	0.07
<u>MGS-P-TOU</u>												
Service Charge - Single Phase	117.66					117.66	-	91.76	25.90	0.62	25.28	
Service Charge - Three Phase	174.45					174.45	-	136.05	38.40	3.24	35.16	
kW-On Peak All Other	2.25				10.52	12.77	10.52	1.69	0.63	0.04	0.59	(0.07)
kW-Shoulder All Other	2.25					2.25	-	1.69	0.63	0.04	0.59	(0.07)
kW-Off Peak All Other												
kW-On Peak July and August	2.71				10.52	13.23	10.52	2.03	0.76	0.05	0.71	(0.08)
kW-Shoulder July and August	2.71					2.71	-	2.03	0.76	0.05	0.71	(0.08)
kW-Off Peak July and August												
KWH		0.001468	0.004494	(0.003423)		0.002539	0.002539					
KVAR	1.30					1.30	-	2.75	(1.34)	0.07	(1.41)	(0.11)

From PUC Website
Medium Non-RES

22-Jan	\$ 0.220546
22-Feb	\$ 0.208424
22-Mar	\$ 0.133614
22-Apr	\$ 0.091744
22-May	\$ 0.076208
22-Jun	\$ 0.078062
22-Jul	\$ 0.088282
22-Aug	\$ 0.085798
22-Sep	\$ 0.079648
22-Oct	\$ 0.080576
22-Nov	\$ 0.098722
22-Dec	\$ 0.129540

Average \$0.114264

**Stipulation
Attachment 18
Docket No. 2022-00152**

Central Maine Power Company
7/2022 MGS-P Rates

	Distribution Rates 7/1/2022	ELP Assessment 1/1/2023	EMT Assessment 7/1/2022	Stranded Cost Rates 7/1/2022	Transmission Rates 1/1/2023	Total Rates Effective 1/1/2023	Non-D Rates 7/1/2022	Jul-22 Distribution Base Rates	A Jul-22 Distribution One-Year Adjustments	B Jul-22 Distribution 100 BP Yrly Impact	A - B	Jul-22 Distribution RDM Adjustments
MGS-P												
Service Charge - Single Phase	107.41					107.41	-	83.77	23.64	1.99	21.65	
Service Charge - Three Phase	166.68					166.68	-	129.99	36.69	3.10	33.59	
kW - September through June	3.98			(0.01)	10.52	14.49	10.51	3.23	0.91	0.07	0.84	(0.16)
kW - July and August	4.78			(0.01)	10.52	15.29	10.51	3.88	1.09	0.08	1.01	(0.19)
KWH		0.001468	0.004494	(0.006142)		(0.000180)	(0.000180)					
KVAR	0.92					0.92	-	0.74	0.21	0.03	0.18	(0.03)

From PUC Website
Medium Non-RES

22-Jan	\$ 0.220546
22-Feb	\$ 0.208424
22-Mar	\$ 0.133614
22-Apr	\$ 0.091744
22-May	\$ 0.076208
22-Jun	\$ 0.078062
22-Jul	\$ 0.088282
22-Aug	\$ 0.085798
22-Sep	\$ 0.079648
22-Oct	\$ 0.080576
22-Nov	\$ 0.098722
22-Dec	\$ 0.129540
Average	\$0.114264

Stipulation
Attachment 18
Docket No. 2022-00152

Central Maine Power Company
7/2022 MGS-S-TOU Rates

	Distribution	ELP	EMT	Stranded	Transmission	Total Rates	Non-D	Jul-22	A	B	A - B	Jul-22
	Rates	Assessment	Assessment	Cost Rates	Rates	Effective	Rates	Distribution	Jul-22	Jul-22		Distribution
	7/1/2022	1/1/2023	7/1/2022	7/1/2022	1/1/2023	1/1/2023	7/1/2022	Base	One-Year	100 BP		RDM
								Rates	Adjustments	Yrly Impact		Adjustments
MGS-S-TOU												
Service Charge - Single Phase	41.87					41.87	-	32.65	9.22	0.78	8.44	
Service Charge - Three Phase	53.88					53.88	-	42.02	11.86	1.00	10.86	
kW-On Peak All Other	3.07				11.46	14.53	11.46	2.47	0.70	0.06	0.64	(0.10)
kW-Shoulder All Other	3.07					3.07	-	2.47	0.70	0.06	0.64	(0.10)
kW-Off Peak All Other												
kW-On Peak July and August	3.68				11.46	15.14	11.46	2.96	0.84	0.07	0.77	(0.12)
kW-Shoulder July and August	3.68					3.68	-	2.96	0.84	0.07	0.77	(0.12)
kW-Off Peak July and August												
KWH		0.001468	0.004494	(0.003141)		0.002821	0.002821					
KVAR	1.27					1.27	-	1.02	0.18	-	0.18	0.07

From PUC Website
Medium Non-RES

22-Jan	\$ 0.220546
22-Feb	\$ 0.208424
22-Mar	\$ 0.133614
22-Apr	\$ 0.091744
22-May	\$ 0.076208
22-Jun	\$ 0.078062
22-Jul	\$ 0.088282
22-Aug	\$ 0.085798
22-Sep	\$ 0.079648
22-Oct	\$ 0.080576
22-Nov	\$ 0.098722
22-Dec	\$ 0.129540
Average	\$ 0.114264

**Stipulation
Attachment 18
Docket No. 2022-00152**

Central Maine Power Company
7/2022 MGS-P-TOU Rates

	Distribution Rates 7/1/2022	ELP Assessment 1/1/2023	EMT Assessment 7/1/2022	Stranded Cost Rates 7/1/2022	Transmission Rates 1/1/2023	Total Rates Effective 1/1/2023	Non-D Rates 7/1/2022	Jul-22 Distribution Base Rates	A Jul-22 Distribution One-Year Adjustments	B Jul-22 Distribution 100 BP Yrly Impact	A - B	Jul-22 Distribution RDM Adjustments
<u>MGS-P-TOU</u>												
Service Charge - Single Phase	117.66					117.66	-	91.76	25.90	0.62	25.28	
Service Charge - Three Phase	174.45					174.45	-	136.05	38.40	3.24	35.16	
kW-On Peak All Other	2.25				10.52	12.77	10.52	1.69	0.63	0.04	0.59	(0.07)
kW-Shoulder All Other	2.25					2.25	-	1.69	0.63	0.04	0.59	(0.07)
kW-Off Peak All Other												
kW-On Peak July and August	2.71				10.52	13.23	10.52	2.03	0.76	0.05	0.71	(0.08)
kW-Shoulder July and August	2.71					2.71	-	2.03	0.76	0.05	0.71	(0.08)
kW-Off Peak July and August												
KWH		0.001468	0.004494	(0.003423)		0.002539	0.002539					
KVAR	1.30					1.30	-	2.75	(1.34)	0.07	(1.41)	(0.11)

From PUC Website
Medium Non-RES

22-Jan	\$ 0.220546
22-Feb	\$ 0.208424
22-Mar	\$ 0.133614
22-Apr	\$ 0.091744
22-May	\$ 0.076208
22-Jun	\$ 0.078062
22-Jul	\$ 0.088282
22-Aug	\$ 0.085798
22-Sep	\$ 0.079648
22-Oct	\$ 0.080576
22-Nov	\$ 0.098722
22-Dec	\$ 0.129540
Average	\$ 0.114264

Stipulation
Attachment 19
Docket No. 2022-00152

Central Maine Power Company
Index to IGS and LGS Rate Design Workpaper Backup and Exhibits
Docket No. 2022-00152

Workpaper Backup/Exhibits	Description
Workpaper RD-6 Schedule 1	CY2021 Usage Adjusted for Proposed TOU Periods
Workpaper RD-6 Schedule 2	CY2021 Usage Under Current TOU Periods
Workpaper RD-6 Schedule 3	Ratio of Proposes to Current Hourly Usage
Workpaper RD-6 Schedule 4	Forecast Current TOU Periods
Workpaper RD-6 Schedule 5	Forecast Proposed TOU Periods
Exhibit RD-6 Schedule 1	IGS-S-TOU Rate Design
Exhibit RD-6 Schedule 2	IGS-P-TOU Rate Design
Exhibit RD-6 Schedule 3	LGS-S-TOU Rate Design
Exhibit RD-6 Schedule 4	LGS-P-TOU Rate Design
Exhibit RD-6 Schedule 5	IGS-S-TOU Bill Impacts
Exhibit RD-6 Schedule 6	IGS-P-TOU Bill Impacts
Exhibit RD-6 Schedule 7	LGS-S-TOU Bill Impacts
Exhibit RD-6 Schedule 8	LGS-P-TOU Bill Impacts
Exhibit RD-6 Schedule 9	IGS-S-TOU Delivery & SOP Rates Effective 1-1-2023
Exhibit RD-6 Schedule 10	IGS-P-TOU Delivery & SOP Rates Effective 1-1-2023
Exhibit RD-6 Schedule 11	LGS-S-TOU Delivery & SOP Rates Effective 1-1-2023
Exhibit RD-6 Schedule 12	LGS-P-TOU Delivery & SOP Rates Effective 1-1-2023

Stipulation
Attachment 19
Docket No. 2022-00152

	Jan-21	Feb-21	Mar-21	Apr-21	May-21	Jun-21	Jul-21	Aug-21	Sep-21	Oct-21	Nov-21	Dec-21	Total	Jan-21	Feb-21	Mar-21	Apr-21	May-21	Jun-21	Jul-21	Aug-21	Sep-21	Oct-21	Nov-21	Dec-21	Total	
IGS-P																											
On-Peak	18,043	18,858	19,146	18,084	20,543	23,049	21,710	23,694	22,371	20,880	18,840	18,618	243,836	84%	84%	84%	80%	78%	80%	82%	82%	80%	81%	75%	80%	81%	
Shoulder	-	-	-	-	-	-	-	-	-	-	-	-	-	0%	0%	0%	0%	0%	0%	0%	0%	0%	0%	0%	0%	0%	
Off-Peak	21,607	22,472	22,745	22,725	26,489	28,640	26,331	28,748	27,995	25,666	25,105	23,154	301,676	100%	100%	100%	100%	100%	100%	100%	100%	100%	100%	100%	100%	100%	
Max	21,607	22,472	22,745	22,725	26,489	28,640	26,331	28,748	27,995	25,666	25,105	23,154	301,676														
IGS-S																											
On-Peak	52,392	50,789	51,378	52,336	63,170	68,295	66,608	68,188	61,014	57,036	51,933	53,202	696,340	84%	84%	83%	84%	82%	83%	88%	83%	81%	79%	75%	85%	83%	
Shoulder	-	-	-	-	-	-	-	-	-	-	-	-	-	0%	0%	0%	0%	0%	0%	0%	0%	0%	0%	0%	0%	0%	
Off-Peak	62,329	60,132	61,824	62,543	77,230	82,253	75,891	82,461	75,016	72,324	69,454	62,354	843,810	100%	100%	100%	100%	100%	100%	100%	100%	100%	100%	100%	100%	100%	
Max	62,329	60,132	61,824	62,543	77,230	82,253	75,891	82,461	75,016	72,324	69,454	62,354	843,810														
LGS-P																											
On-Peak	71,095	71,520	71,865	71,468	82,191	87,400	84,761	88,071	85,046	77,791	75,868	73,182	940,259	93%	93%	95%	89%	90%	88%	89%	91%	90%	91%	70%	93%	89%	
Shoulder	-	-	-	-	-	-	-	-	-	-	-	-	-	0%	0%	0%	0%	0%	0%	0%	0%	0%	0%	0%	0%	0%	
Off-Peak	76,316	76,769	75,495	80,084	91,233	98,875	94,745	96,923	94,466	85,662	109,043	79,097	1,058,709	100%	100%	100%	100%	100%	100%	100%	100%	100%	100%	100%	100%	100%	
Total	76,316	76,769	75,495	80,084	91,233	98,875	94,745	96,923	94,466	85,662	109,043	79,097	1,058,709														
LGS-S																											
On-Peak	8,572	8,653	9,381	10,836	11,933	13,453	13,354	14,566	13,523	12,616	11,113	10,976	138,978	90%	90%	87%	88%	90%	93%	94%	94%	96%	96%	85%	95%	92%	
Shoulder	-	-	-	-	-	-	-	-	-	-	-	-	-	0%	0%	0%	0%	0%	0%	0%	0%	0%	0%	0%	0%	0%	
Off-Peak	9,558	9,590	10,784	12,253	13,194	14,399	14,191	15,438	14,088	13,086	13,114	11,552	151,248	100%	100%	100%	100%	100%	100%	100%	100%	100%	100%	100%	100%	100%	
Total	9,558	9,590	10,784	12,253	13,194	14,399	14,191	15,438	14,088	13,086	13,114	11,552	151,248														

Proposed TOU Periods (Based on Staff's Alt. 1)		
Months	On-Peak	Off-Peak
January - December	5 PM - 9 PM (weekdays)	All Other

**Stipulation
 Attachment 19
 Docket No. 2022-00152**

	Jan-21	Feb-21	Mar-21	Apr-21	May-21	Jun-21	Jul-21	Aug-21	Sep-21	Oct-21	Nov-21	Dec-21	Total	Jan-21	Feb-21	Mar-21	Apr-21	May-21	Jun-21	Jul-21	Aug-21	Sep-21	Oct-21	Nov-21	Dec-21	Total	
IGS-P																											
On-Peak	21,607	22,472	22,649	22,725	25,770	28,640	26,026	28,280	27,603	25,666	23,484	23,154	298,076	100%	100%	100%	100%	97%	100%	99%	98%	99%	100%	94%	100%	99%	
Shoulder	21,285	22,055	22,745	21,926	26,489	28,613	26,331	28,748	27,995	25,485	23,358	22,427	297,457	99%	98%	100%	96%	100%	100%	100%	100%	100%	99%	93%	97%	99%	
Off-Peak	18,954	19,481	19,747	20,055	21,213	23,765	21,831	22,784	22,036	20,901	25,105	20,147	256,019	88%	87%	87%	88%	80%	83%	83%	79%	79%	81%	100%	87%	85%	
Max	21,607	22,472	22,745	22,725	26,489	28,640	26,331	28,748	27,995	25,666	25,105	23,154	301,676														
IGS-S																											
On-Peak	62,329	60,132	61,411	62,543	76,265	81,515	74,690	81,531	74,025	70,924	64,164	62,354	831,883	100%	100%	99%	100%	99%	99%	98%	99%	99%	98%	92%	100%	99%	
Shoulder	60,456	59,407	61,824	62,541	77,230	82,253	75,891	82,461	75,016	72,324	64,194	62,072	835,669	97%	99%	100%	100%	100%	100%	100%	100%	100%	100%	92%	100%	99%	
Off-Peak	56,706	55,381	55,782	59,755	59,857	66,499	61,559	63,753	61,359	63,047	69,454	56,296	729,449	91%	92%	90%	96%	78%	81%	81%	77%	82%	87%	100%	90%	86%	
Max	62,329	60,132	61,824	62,543	77,230	82,253	75,891	82,461	75,016	72,324	69,454	62,354	843,810														
LGS-P																											
On-Peak	76,316	76,706	74,534	78,785	88,854	98,875	91,634	95,698	92,735	82,518	81,466	79,097	1,017,218	100%	100%	99%	98%	97%	100%	97%	99%	98%	96%	75%	100%	96%	
Shoulder	75,288	76,769	75,495	80,084	91,233	98,004	94,745	96,923	94,466	85,662	83,059	79,038	1,030,768	99%	100%	100%	100%	100%	99%	100%	100%	100%	100%	76%	100%	97%	
Off-Peak	73,287	74,295	72,273	73,295	80,104	88,670	83,953	85,463	85,586	78,465	109,043	76,066	980,500	96%	97%	96%	92%	88%	90%	89%	88%	91%	92%	100%	96%	93%	
Max	76,316	76,769	75,495	80,084	91,233	98,875	94,745	96,923	94,466	85,662	109,043	79,097	1,058,709														
LGS-S																											
On-Peak	9,458	9,416	10,427	12,016	13,194	14,136	13,981	14,929	14,023	12,852	11,678	11,517	147,627	99%	98%	97%	98%	100%	98%	99%	97%	100%	98%	89%	100%	98%	
Shoulder	9,558	9,590	10,784	12,253	13,149	14,399	14,191	15,438	14,088	13,086	11,788	11,552	149,876	100%	100%	100%	100%	100%	100%	100%	100%	100%	100%	90%	100%	99%	
Off-Peak	8,866	8,869	9,756	10,892	11,070	12,300	12,465	13,154	12,751	11,944	13,114	10,752	135,933	93%	92%	90%	89%	84%	85%	88%	85%	91%	91%	100%	93%	90%	
Max	9,558	9,590	10,784	12,253	13,194	14,399	14,191	15,438	14,088	13,086	13,114	11,552	151,248														

The daily periods for weekdays (Monday through Friday, excluding holidays) shall be as follows:

- On-Peak: 7:00 a.m. to 12:00 p.m. and 4:00 p.m. to 8:00 p.m.
- Shoulder: 12:00 p.m. to 4:00 p.m.
- Off-Peak: 8:00 p.m. to 7:00 a.m.

Saturdays, Sundays and holidays during December through March shall be treated as consisting of two shoulder periods, from 7:00 a.m. to 12:00 p.m. and from 4:00 p.m. to 8:00 p.m., with the remainder to be designated as off-peak. Saturdays, Sundays and holidays during April through November shall be designated as all off-peak.

**Stipulation
 Attachment 19
 Docket No. 2022-00152**

Central Maine Power Company
 Monthly Units -Projections from Sales and Load Forecasting

	Jan-23	Feb-23	Mar-23	Apr-23	May-23	Jun-23	Jul-23	Aug-22	Sep-22	Oct-22	Nov-22	Dec-22	Total
<u>IGS-S-TOU</u>													
Service Charge - Single Phase													
Service Charge - Three Phase	200	200	201	201	201	202	202	198	198	199	199	200	2,402
kW-On	81,979	78,906	71,254	94,238	72,154	81,783	105,333	95,659	101,713	93,755	88,491	92,755	1,058,021
kW-Shoulder	80,487	78,051	69,458	91,750	71,572	81,285	103,931	95,412	101,811	91,733	86,881	89,946	1,042,318
kW-Off Peak	74,976	74,157	73,419	85,731	65,745	79,571	88,592	88,727	93,294	86,017	82,595	87,896	980,720
kWh	35,593,325	32,424,488	29,734,054	40,151,636	29,873,963	31,707,952	42,859,507	39,087,494	43,712,414	38,047,060	34,462,554	37,544,882	435,199,328
KVAR	8,023	7,446	7,576	8,530	8,651	10,227	11,051	11,422	11,455	10,395	8,907	9,593	113,275
<u>IGS-P-TOU</u>													
Service Charge - Single Phase													
Service Charge - Three Phase	63	63	63	63	63	63	63	62	62	62	62	63	753
kW-On	23,627	28,649	30,717	32,962	26,224	32,118	37,294	33,011	37,904	30,014	32,829	30,325	375,674
kW-Shoulder	23,735	28,302	30,247	32,640	25,131	31,602	36,286	32,974	37,001	29,424	31,771	29,643	368,756
kW-Off Peak	21,694	26,907	30,605	29,318	23,927	29,679	31,394	29,522	34,696	26,380	29,654	28,544	342,319
kWh	10,020,642	11,898,267	11,877,591	14,032,378	10,073,835	11,961,600	15,146,736	12,818,780	15,768,985	12,199,045	12,308,974	12,572,226	150,679,061
KVAR	5,293	5,519	6,809	5,115	6,120	8,415	8,036	7,123	7,672	8,028	5,027	7,760	80,918
<u>LGS-S-TOU</u>													
Service Charge - Single Phase													
Service Charge - Three Phase	12	12	12	12	12	12	12	12	12	12	12	12	140
kW-On	13,265	13,228	9,617	17,028	15,253	13,700	19,476	17,116	17,810	16,346	16,479	14,734	184,053
kW-Shoulder	12,952	12,718	9,368	17,204	15,073	13,689	19,408	17,115	17,537	16,184	16,426	14,837	182,511
kW-Off Peak	12,355	11,844	9,598	14,988	14,659	13,626	16,400	16,331	16,265	15,238	15,673	14,369	171,345
kWh	6,020,981	5,219,847	3,864,582	7,272,399	6,815,252	5,465,790	8,303,870	7,685,987	8,860,552	7,261,016	7,013,393	7,040,025	80,823,693
KVAR	1,053	1,094	1,213	1,260	1,241	1,356	1,212	1,293	1,173	1,104	908	1,242	14,148
<u>LGS-P-TOU</u>													
Service Charge - Single Phase													
Service Charge - Three Phase	58	59	59	59	59	59	59	58	58	58	58	58	702
kW-On	73,902	96,451	107,686	103,760	75,134	119,096	110,882	106,301	123,355	102,784	108,135	116,941	1,244,426
kW-Shoulder	73,116	94,729	106,166	102,512	72,565	116,702	110,320	104,958	120,823	99,309	106,449	116,901	1,224,550
kW-Off Peak	69,009	92,264	111,355	97,800	70,950	118,668	95,665	98,537	113,748	95,473	100,207	112,982	1,176,657
kWh	36,263,367	47,318,697	52,379,182	51,341,375	33,964,074	55,438,494	52,868,139	50,495,970	60,738,235	48,343,214	49,635,036	58,958,811	597,744,596
KVAR	12,299	15,404	20,268	15,358	14,614	26,167	16,408	23,114	25,337	21,530	13,044	22,456	225,997

**Stipulation
 Attachment 19
 Docket No. 2022-00152**

Central Maine Power Company
 Monthly Units -Projections from Sales and L

	Jan-24	Feb-24	Mar-24	Apr-24	May-24	Jun-24	Jul-24	Aug-23	Sep-23	Oct-23	Nov-23	Dec-23	Total
<u>IGS-S-TOU</u>													
Service Charge - Single Phase													
Service Charge - Three Phase	204	205	205	206	206	206	207	203	203	203	204	204	2,455
kW-On	82,116	78,990	71,262	94,205	72,078	81,703	105,168	95,849	101,877	93,926	88,682	92,936	1,058,792
kW-Shoulder	80,621	78,134	69,466	91,718	71,497	81,206	103,769	95,602	101,976	91,899	87,068	90,121	1,043,076
kW-Off Peak	75,064	74,211	73,424	85,710	65,697	79,520	88,493	88,848	93,399	86,126	82,718	88,011	981,223
kWh	35,652,739	32,458,995	29,737,357	40,137,640	29,842,408	31,677,020	42,792,506	39,165,163	43,783,011	38,116,156	34,536,766	37,618,048	435,517,808
KVAR	8,023	7,446	7,576	8,530	8,651	10,227	11,051	11,422	11,455	10,395	8,907	9,593	113,275
<u>IGS-P-TOU</u>													
Service Charge - Single Phase													
Service Charge - Three Phase	64	64	64	64	65	65	65	64	64	64	64	64	770
kW-On	23,666	28,680	30,720	32,951	26,196	32,087	37,236	33,077	37,966	30,069	32,899	30,384	375,930
kW-Shoulder	23,775	28,332	30,250	32,628	25,105	31,571	36,229	33,039	37,061	29,477	31,839	29,701	369,009
kW-Off Peak	21,719	26,926	30,607	29,310	23,910	29,660	31,359	29,562	34,735	26,414	29,699	28,581	342,483
kWh	10,037,369	11,910,930	11,878,911	14,027,487	10,063,195	11,949,931	15,123,058	12,844,252	15,794,452	12,221,199	12,335,480	12,596,727	150,782,990
KVAR	5,293	5,519	6,809	5,115	6,120	8,415	8,036	7,123	7,672	8,028	5,027	7,760	80,918
<u>LGS-S-TOU</u>													
Service Charge - Single Phase													
Service Charge - Three Phase	12	12	12	12	12	12	12	12	12	12	12	12	143
kW-On	13,287	13,242	9,618	17,022	15,237	13,687	19,446	17,150	17,839	16,376	16,514	14,763	184,181
kW-Shoulder	12,973	12,731	9,369	17,198	15,057	13,675	19,378	17,149	17,565	16,214	16,461	14,866	182,637
kW-Off Peak	12,370	11,853	9,599	14,984	14,649	13,617	16,382	16,353	16,283	15,257	15,697	14,388	171,430
kWh	6,031,032	5,225,402	3,865,012	7,269,864	6,808,053	5,460,458	8,290,889	7,701,259	8,874,862	7,274,202	7,028,496	7,053,745	80,883,273
KVAR	1,053	1,094	1,213	1,260	1,241	1,356	1,212	1,293	1,173	1,104	908	1,242	14,148
<u>LGS-P-TOU</u>													
Service Charge - Single Phase													
Service Charge - Three Phase	60	60	60	60	60	60	60	59	59	59	60	60	718
kW-On	74,025	96,554	107,698	103,724	75,055	118,980	110,708	106,512	123,554	102,971	108,368	117,169	1,245,317
kW-Shoulder	73,238	94,830	106,178	102,476	72,488	116,588	110,148	105,166	121,018	99,489	106,678	117,129	1,225,427
kW-Off Peak	69,089	92,331	111,363	97,776	70,899	118,594	95,558	98,671	113,875	95,593	100,358	113,129	1,177,237
kWh	36,323,900	47,369,055	52,385,000	51,323,479	33,928,199	55,384,413	52,785,492	50,596,309	60,836,329	48,431,009	49,741,920	59,073,708	598,178,813
KVAR	12,299	15,404	20,268	15,358	14,614	26,167	16,408	23,114	25,337	21,530	13,044	22,456	225,997

Stipulation
Attachment 19
Docket No. 2022-00152

Central Maine Power Company
 Monthly Units -Projections from Sales and L

	Jan-25	Feb-25	Mar-25	Apr-25	May-25	Jun-25	Jul-25	Aug-24	Sep-24	Oct-24	Nov-24	Dec-24	Total
<u>IGS-S-TOU</u>													
Service Charge - Single Phase													
Service Charge - Three Phase	209	209	210	210	210	211	211	207	207	208	208	209	2,509
kW-On	82,066	78,895	71,134	94,039	71,930	81,544	104,990	95,745	101,780	93,847	88,636	92,872	1,057,477
kW-Shoulder	80,572	78,039	69,341	91,557	71,349	81,047	103,593	95,498	101,878	91,823	87,023	90,059	1,041,780
kW-Off Peak	75,032	74,149	73,342	85,604	65,604	79,420	88,387	88,782	93,337	86,076	82,689	87,971	980,392
kWh	35,631,032	32,419,860	29,683,991	40,066,841	29,780,889	31,615,136	42,719,986	39,122,611	43,740,982	38,084,280	34,519,068	37,592,277	434,976,953
KVAR	8,023	7,446	7,576	8,530	8,651	10,227	11,051	11,422	11,455	10,395	8,907	9,593	113,275
<u>IGS-P-TOU</u>													
Service Charge - Single Phase													
Service Charge - Three Phase	66	66	66	66	66	66	66	65	65	65	65	65	787
kW-On	23,652	28,645	30,665	32,893	26,142	32,024	37,173	33,041	37,929	30,044	32,882	30,363	375,453
kW-Shoulder	23,761	28,298	30,196	32,571	25,053	31,510	36,168	33,003	37,025	29,452	31,823	29,681	368,541
kW-Off Peak	21,710	26,904	30,573	29,273	23,876	29,621	31,321	29,540	34,712	26,398	29,688	28,568	342,185
kWh	10,031,258	11,896,569	11,857,593	14,002,744	10,042,450	11,926,586	15,097,429	12,830,297	15,779,291	12,210,979	12,329,159	12,588,097	150,592,451
KVAR	5,293	5,519	6,809	5,115	6,120	8,415	8,036	7,123	7,672	8,028	5,027	7,760	80,918
<u>LGS-S-TOU</u>													
Service Charge - Single Phase													
Service Charge - Three Phase	12	12	12	12	12	12	12	12	12	12	12	12	146
kW-On	13,279	13,226	9,601	16,992	15,205	13,660	19,413	17,132	17,822	16,362	16,506	14,753	183,951
kW-Shoulder	12,965	12,716	9,352	17,168	15,026	13,649	19,345	17,130	17,549	16,200	16,453	14,856	182,408
kW-Off Peak	12,364	11,843	9,588	14,965	14,628	13,600	16,362	16,341	16,272	15,248	15,691	14,381	171,284
kWh	6,027,360	5,219,102	3,858,075	7,257,040	6,794,018	5,449,790	8,276,838	7,692,892	8,866,343	7,268,119	7,024,894	7,048,912	80,783,385
KVAR	1,053	1,094	1,213	1,260	1,241	1,356	1,212	1,293	1,173	1,104	908	1,242	14,148
<u>LGS-P-TOU</u>													
Service Charge - Single Phase													
Service Charge - Three Phase	61	61	61	61	62	62	62	61	61	61	61	61	734
kW-On	73,980	96,437	107,504	103,541	74,900	118,747	110,521	106,396	123,435	102,885	108,312	117,088	1,243,748
kW-Shoulder	73,193	94,716	105,988	102,295	72,339	116,360	109,961	105,052	120,902	99,406	106,623	117,049	1,223,884
kW-Off Peak	69,060	92,255	111,238	97,656	70,800	118,446	95,443	98,598	113,799	95,538	100,322	113,077	1,176,231
kWh	36,301,784	47,311,944	52,290,991	51,232,950	33,858,257	55,276,215	52,696,037	50,541,337	60,777,930	48,390,506	49,716,432	59,033,237	597,427,621
KVAR	12,299	15,404	20,268	15,358	14,614	26,167	16,408	23,114	25,337	21,530	13,044	22,456	225,997

**Stipulation
Attachment 19
Docket No. 2022-00152**

Central Maine Power Company
Monthly Units -Projections from Sales and L

	Jan-26	Feb-26	Mar-26	Apr-26	May-26	Jun-26	Jul-26	Aug-25	Sep-25	Oct-25	Nov-25	Dec-25	Total	CY 2024
<u>IGS-S-TOU</u>														
Service Charge - Single Phase														
Service Charge - Three Phase	213	214	214	214	215	215	216	211	212	212	213	213	2,562	2,478
kW-On	82,569	79,399	71,610	94,652	72,429	82,078	105,643	95,550	101,593	93,686	88,505	92,752	1,060,466	1,058,403
kW-Shoulder	81,065	78,538	69,805	92,153	71,844	81,579	104,238	95,303	101,691	91,665	86,895	89,943	1,044,720	1,042,691
kW-Off Peak	75,355	74,477	73,648	85,997	65,917	79,757	88,777	88,658	93,218	85,973	82,604	87,894	982,273	980,975
kWh	35,849,193	32,626,899	29,882,636	40,327,982	29,987,517	31,822,463	42,985,891	39,042,698	43,660,943	38,019,139	34,468,046	37,543,635	436,217,041	435,357,882
KVAR	8,023	7,446	7,576	8,530	8,651	10,227	11,051	11,422	11,455	10,395	8,907	9,593	113,275	113,275
<u>IGS-P-TOU</u>														
Service Charge - Single Phase														
Service Charge - Three Phase	67	67	67	67	67	67	68	66	66	67	67	67	804	777
kW-On	23,797	28,828	30,870	33,107	26,323	32,234	37,404	32,974	37,860	29,992	32,834	30,324	376,547	375,795
kW-Shoulder	23,906	28,479	30,398	32,783	25,227	31,716	36,393	32,936	36,957	29,402	31,776	29,642	369,616	368,876
kW-Off Peak	21,804	27,023	30,702	29,409	23,989	29,749	31,321	29,498	34,668	26,366	29,657	28,543	342,730	342,398
kWh	10,092,677	11,972,543	11,936,944	14,094,009	10,112,127	12,004,798	15,191,401	12,804,089	15,750,417	12,190,092	12,310,935	12,571,809	151,031,842	150,728,702
KVAR	5,293	5,519	6,809	5,115	6,120	8,415	8,036	7,123	7,672	8,028	5,027	7,760	80,918	80,918
<u>LGS-S-TOU</u>														
Service Charge - Single Phase														
Service Charge - Three Phase	12	12	12	13	13	13	13	12	12	12	12	12	149	144
kW-On	13,360	13,310	9,665	17,103	15,311	13,750	19,534	17,097	17,789	16,334	16,481	14,734	184,468	184,113
kW-Shoulder	13,045	12,797	9,415	17,279	15,130	13,738	19,465	17,095	17,516	16,172	16,429	14,836	182,919	182,569
kW-Off Peak	12,417	11,896	9,628	15,035	14,697	13,658	16,362	16,318	16,251	15,230	15,675	14,368	171,535	171,386
kWh	6,064,264	5,252,432	3,883,894	7,304,339	6,841,157	5,485,529	8,328,356	7,677,178	8,850,119	7,255,687	7,014,511	7,039,791	80,997,258	80,851,869
KVAR	1,053	1,094	1,213	1,260	1,241	1,356	1,212	1,293	1,173	1,104	908	1,242	14,148	14,148
<u>LGS-P-TOU</u>														
Service Charge - Single Phase														
Service Charge - Three Phase	62	62	63	63	63	63	63	62	62	62	62	62	749	725
kW-On	74,433	97,053	108,224	104,215	75,420	119,526	111,209	106,179	123,209	102,709	108,152	116,937	1,247,267	1,244,861
kW-Shoulder	73,641	95,321	106,697	102,962	72,841	117,123	110,646	104,838	120,681	99,236	106,466	116,897	1,227,348	1,224,978
kW-Off Peak	69,355	92,659	111,702	98,100	71,132	118,943	95,443	98,460	113,656	95,424	100,219	112,979	1,178,073	1,176,945
kWh	36,524,053	47,614,087	52,640,924	51,566,867	34,093,175	55,638,707	53,024,036	50,438,099	60,666,716	48,307,736	49,642,947	58,956,852	599,114,198	597,958,980
KVAR	12,299	15,404	20,268	15,358	14,614	26,167	16,408	23,114	25,337	21,530	13,044	22,456	225,997	225,997

Stipulation
Attachment 19
Docket No. 2022-00152

Central Maine Power Company
Monthly Units -Projections from Sales and L

Aug-24 thru
23-Jul

IGS-S-TOU

Service Charge - Single Phase
Service Charge - Three Phase
kW-On
kW-Shoulder
kW-Off Peak
kWh
KVAR

IGS-P-TOU

Service Charge - Single Phase
Service Charge - Three Phase
kW-On
kW-Shoulder
kW-Off Peak
kWh
KVAR

LGS-S-TOU

Service Charge - Single Phase
Service Charge - Three Phase
kW-On
kW-Shoulder
kW-Off Peak
kWh
KVAR

LGS-P-TOU

Service Charge - Single Phase
Service Charge - Three Phase
kW-On
kW-Shoulder
kW-Off Peak
kWh
KVAR

kW-Off Peak	71,861	95,336	116,319	106,860	80,807	132,325	107,963	111,750	125,551	104,230	100,207	117,483	1,270,692
kWh	36,263,367	47,318,697	52,379,182	51,341,375	33,964,074	55,438,494	52,868,139	50,495,970	60,738,235	48,343,214	49,635,036	58,958,811	597,744,596
KVAR	12,299	15,404	20,268	15,358	14,614	26,167	16,408	23,114	25,337	21,530	13,044	22,456	225,997

kW-Off Peak	71,945	95,406	116,327	106,834	80,750	132,243	107,843	111,901	125,690	104,362	100,358	117,637	1,271,296
kWh	36,323,900	47,369,055	52,385,000	51,323,479	33,928,199	55,384,413	52,785,492	50,596,309	60,836,329	48,431,009	49,741,920	59,073,708	598,178,813
KVAR	12,299	15,404	20,268	15,358	14,614	26,167	16,408	23,114	25,337	21,530	13,044	22,456	225,997

kW-Off Peak	71,914	95,327	116,197	106,702	80,637	132,077	107,713	111,818	125,607	104,301	100,322	117,583	1,270,198
kWh	36,301,784	47,311,944	52,290,991	51,232,950	33,858,257	55,276,215	52,696,037	50,541,337	60,777,930	48,390,506	49,716,432	59,033,237	597,427,621
KVAR	12,299	15,404	20,268	15,358	14,614	26,167	16,408	23,114	25,337	21,530	13,044	22,456	225,997

kW-Off Peak	72,222	95,745	116,682	107,188	81,015	132,631	108,190	111,662	125,449	104,177	100,219	117,480	1,272,660	1,269,554
kWh	36,524,053	47,614,087	52,640,924	51,566,867	34,093,175	55,638,707	53,024,036	50,438,099	60,666,716	48,307,736	49,642,947	58,956,852	599,114,198	596,980,529
KVAR	12,299	15,404	20,268	15,358	14,614	26,167	16,408	23,114	25,337	21,530	13,044	22,456	225,997	225,997

Central Maine Power Company
 IGS-S-TOU Rate Design Proposal

Base Distribution Revenue Requirement

	August 2023 - July 2024	January 2024 - December 2024	August 2024 - July 2025	January 2025 - December 2025	August 2025-July 2026
IGS-S-TOU	\$ 4,550,710	\$ 4,769,486	\$ 5,033,650	\$ 5,246,019	\$ 5,053,879
IGS-P-TOU	\$ 2,168,513	\$ 2,279,445	\$ 2,400,963	\$ 2,502,619	\$ 2,412,071
LGS-S-TOU	\$ 1,031,492	\$ 1,082,080	\$ 1,142,090	\$ 1,188,817	\$ 1,147,784
LGS-P-TOU	\$ 7,346,207	\$ 7,689,231	\$ 8,132,348	\$ 8,460,602	\$ 8,164,240

IGS-S TOU	8/23 - 7/24 Units	Marginal Cost Price	Marginal Cost Revenue	Marginal Cost Adjusted to Collect Revenue Requirement		1 Service Charges Set to 7/22 Base D * 1.125 Remainder Recovered in kW and kVar kVar Adj to Collect Revenue Requirement		CMP Proposal Aug-23 Pricing	
				Price	Revenue	Price	Revenue	Price	Revenue
Customer - 3 Phase	2,455	20.63	50,659	27.72	68,066	114.79	281,864	124.11	304,749
Local Distribution -3 Phase	2,455	714.65	1,754,818	960.11	2,357,529				
KW On-Peak	1,058,792								
July - August	201,017	5.69	1,143,812	7.64	1,535,772	15.80	3,176,074	2.27	456,309
December - March	325,304	0.07	23,756	0.10	32,530	0.21	68,314	1.89	614,825
April-June; September-November	532,471	0.00	304	-	-	-	-	1.89	1,006,370
KW Shoulder	1,043,076								
July - August	199,370	0.06	11,769	0.08	15,950	0.17	33,893	2.27	452,571
December - March	318,342	0.08	25,090	0.11	35,018	0.23	73,219	1.89	601,666
April-June; September-November	525,364	0.00	27	-	-	-	-	1.89	992,938
KW Off-Peak	981,223								
July - August	177,341	1.64	290,848	2.20	390,151	4.55	806,903		-
December - March	310,711	0.00	1,038	-	-	-	-		-
April-June; September-November	493,171	0.00	15	-	-	-	-		-
KVAR	113,275			1.01	114,408	0.99	112,142	1.07	121,204
			\$ 3,302,135		\$ 4,549,424		\$ 4,552,409		\$ 4,550,633
			\$ (1,248,575)		\$ (1,286)		\$ 1,699		\$ (77)

IGS-S TOU	1/24 - 12/24 Units	Period 1 Price	Period 1 Revenue	8/23 Revenue Adjusted to Collect Revenue Requirement		1.125 Service Charges Set to Per 1 Base D * 1.125 Remainder Recovered in kW and kVar kVar Adj to Collect Revenue Requirement		CMP Proposal Jan-24 Pricing	
				Price	Revenue	Price	Revenue	Price	Revenue
Customer - 3 Phase	2,478	124.11	307,513	130.21	322,627	139.62	345,952	130.04	322,206
Local Distribution -3 Phase	2,478		-	-	-				
KW On-Peak	1,058,403								
July - August	200,913	2.27	456,073	2.38	478,173	2.37	476,164	2.38	478,173
December - March	325,240	1.89	614,704	1.98	643,976	1.97	640,723	1.98	643,976
April-June; September-November	532,249	1.89	1,005,951	1.98	1,053,853	-	-	1.98	1,053,853
KW Shoulder	1,042,691								
July - August	199,267	2.27	452,335	2.38	474,255	2.37	472,262	2.38	474,255
December - March	318,280	1.89	601,549	1.98	630,194	1.97	627,012	1.98	630,194
April-June; September-November	525,145	1.89	992,524	1.98	1,039,787	1.97	1,034,535	1.98	1,039,787
KW Off-Peak	980,975								
July - August	177,275	-	-	-	-	-	-	-	-
December - March	310,670	-	-	-	-	-	-	-	-
April-June; September-November	493,029	-	-	-	-	-	-	-	-
KVAR	113,275	1.07	121,204	1.07	121,204	1.09	123,470	1.12	126,868
			\$ 4,551,853		\$ 4,764,070		\$ 3,720,118		\$ 4,769,312
			\$ (217,633)		\$ (5,417)		\$ (1,049,368)		\$ (174)

IGS-S TOU	8/24 - 7/25 Units	Marginal Cost Price	Marginal Cost Revenue	1/24 Price Adjusted to Collect Revenue Requirement		1.0175 Service Charges Set to Per 2 Base D * 1.0175 Remainder Recovered in kW and kVar kVar Adj to Collect Revenue Requirement		CMP Proposal Aug-24 Pricing	
				Price	Revenue	Price	Revenue	Price	Revenue
Customer - 3 Phase	2,509	20.63	51,762	29.98	75,217	132.32	331,969	137.24	344,324
Local Distribution -3 Phase	2,509	714.65	1,793,010	1,038.48	2,605,463				
KW On-Peak	1,057,477								
July - August	200,735	7.09	1,423,506	10.30	2,067,570	21.23	4,261,603	2.52	505,852
December - February	253,833	0.12	30,099	0.17	43,152	0.35	88,842	2.10	533,050
March-June; September-November	602,909	0.00	2,219	-	-	-	-	2.10	1,266,108
KW Shoulder	1,041,780								
July - August	199,091	-	-	-	-	-	-	2.52	501,709
December - February	248,671	-	-	-	-	-	-	2.10	522,208
March-June; September-November	594,018	0.00	2,187	-	-	-	-	2.10	1,247,439
KW Off-Peak	980,392								
July - August	177,169	0.40	71,048	0.58	102,758	1.20	212,603	-	-
December - February	237,152	0.01	2,488	0.02	4,743	0.04	9,486	-	-
March-June; September-November	566,071	0.00	398	-	-	-	-	-	-
KVAR	113,275		-	1.12	126,868	1.14	129,134	1.18	133,665
			\$ 3,376,717		\$ 5,025,771		\$ 5,033,637		\$ 5,054,355

\$ (1,656,933)

\$ (7,879)

\$ (13) \$ 20,705

Central Maine Power Company
 IGS-P-TOU Rate Design Proposal

Base Distribution Revenue Requirement

	August 2023 - July 2024	January 2024 - December 2024	August 2024 - July 2025	January 2025 - December 2025	August 2025-July 2026
IGS-S-TOU	\$ 4,550,710	\$ 4,769,486	\$ 5,033,650	\$ 5,246,019	\$ 5,053,879
IGS-P-TOU	\$ 2,168,513	\$ 2,279,445	\$ 2,400,963	\$ 2,502,619	\$ 2,412,071
LGS-S-TOU	\$ 1,031,492	\$ 1,082,080	\$ 1,142,090	\$ 1,188,817	\$ 1,147,784
LGS-P-TOU	\$ 7,346,207	\$ 7,689,231	\$ 8,132,348	\$ 8,460,602	\$ 8,164,240

IGS-P TOU	8/23 - 7/24 Units	Marginal Cost Price	Marginal Cost Revenue	Marginal Cost Adjusted to Collect Revenue Requirement		1 Service Charges Set to 7/22 Base D * 1.125 Remainder Recovered in kW and kVar kVar Adj to Collect Revenue Requirement		CMP Proposal Aug-23 Pricing	
				Price	Revenue	Price	Revenue	Price	Revenue
Customer - 3 Phase	770	107.63	82,885	208.57	160,610	167.08	128,661	180.45	138,956
Local Distribution -3 Phase	770	635.04	489,013	1,230.54	947,583				
KW On-Peak	375,930								
July - August	70,313	5.54	389,223	10.73	754,455	21.40	1,504,692	3.04	213,751
December - March	113,450	0.07	8,060	0.14	15,883	0.28	31,766	2.53	287,028
April-June; September-November	192,167	0.00	107	-	-	-	-	2.53	486,184
KW Shoulder	369,009								
July - August	69,269	0.06	3,978	0.11	7,620	0.22	15,239	3.04	210,576
December - March	112,059	0.08	8,592	0.15	16,809	0.30	33,618	2.53	283,509
April-June; September-November	187,681	0.00	9	-	-	-	-	2.53	474,834
KW Off-Peak	342,483								
July - August	60,921	1.60	97,200	3.09	188,246	6.16	375,274		-
December - March	107,835	0.00	351	0.01	1,078	0.02	2,157		-
April-June; September-November	173,728	0.00	5	-	-	-	-		-
KVAR	80,918			0.95	76,872	0.95	76,872	0.92	74,445
			\$ 1,079,423		\$ 2,169,157		\$ 2,168,279		\$ 2,169,283
			\$ (3,471,287)		\$ 644		\$ (234)		\$ 770

IGS-P TOU	1/24 - 12/24 Units	Period 1 Price	Marginal Cost Revenue	Marginal Cost Adjusted to Collect Revenue Requirement		1.125 Service Charges Set to Per 1 Base D * 1.125 Remainder Recovered in kW and kVar kVar Adj to Collect Revenue Requirement		CMP Proposal Jan-24 Pricing	
				Price	Revenue	Price	Revenue	Price	Revenue
Customer - 3 Phase	777	180.45	140,217	189.89	147,552	203.01	157,744	189.57	147,303
Local Distribution -3 Phase	777		-	-	-				
KW On-Peak	375,795								
July - August	70,277	3.04	213,641	3.20	224,886	3.19	224,183	3.19	224,183
December - March	113,429	2.53	286,976	2.66	301,722	2.65	300,587	2.66	301,722
April-June; September-November	192,089	2.53	485,985	2.66	510,957	-	-	2.66	510,957
KW Shoulder	368,876								
July - August	69,233	3.04	210,467	3.20	221,544	3.19	220,852	3.19	220,852
December - March	112,039	2.53	283,457	2.66	298,022	2.65	296,902	2.66	298,022
April-June; September-November	187,605	2.53	474,640	2.66	499,029	-	-	2.66	499,029
KW Off-Peak	342,398								
July - August	60,899	-	-	-	-	-	-	-	-
December - March	107,821	-	-	-	-	-	-	-	-
April-June; September-November	173,678	-	-	-	-	-	-	-	-
KVAR	80,918	0.92		0.92	74,445	0.91	73,635	0.96	77,681
			\$ 2,095,384		\$ 2,278,156		\$ 1,273,903		\$ 2,279,749
			\$ (2,674,103)		\$ (1,289)		\$ (1,005,542)		\$ 304

IGS-P TOU	8/24 - 7/25 Units	Marginal Cost Price	Marginal Cost Revenue	RY2 Price Adjusted to Collect Revenue Requirement		1.0175 Service Charges Set to Per 2 Base D * 1.0175 Remainder Recovered in kW and kVar kVar Adj to Collect Revenue Requirement		CMP Proposal Aug-24 Pricing	
				Price	Revenue	Price	Revenue	Price	Revenue
Customer - 3 Phase	787	107.63	84,688	225.28	177,254	192.89	151,767	199.65	157,088
Local Distribution -3 Phase	787	635.04	499,656	1,329.13	1,045,779				
KW On-Peak	375,453								
July - August	70,214	6.90	484,397	14.44	1,013,885	28.88	2,027,771	3.37	236,620
December - February	82,660	0.12	9,535	0.24	19,838	0.48	39,677	2.81	232,275
March-June; September-November	222,579	0.00	797	-	-	-	-	2.81	625,447
KW Shoulder	368,541								
July - August	69,171	-	-	-	-	-	-	3.37	233,107
December - February	81,740	0.08	6,267	-	-	-	-	2.81	229,688
March-June; September-November	217,630	0.00	11	-	-	-	-	2.81	611,540
KW Off-Peak	342,185								
July - August	60,861	0.39	23,744	0.82	49,906	1.64	99,812		-
December - February	77,182	0.01	788	0.02	1,544	0.04	3,087		-
March-June; September-November	204,142	0.00	143	-	-	-	-		-

KVAR	80,918	0.96		0.96	<u>77,681</u>	0.97	<u>78,490</u>	1.01	<u>81,727</u>
			\$ 1,110,027		\$ 2,385,887		\$ 2,400,604		\$ 2,407,492
			\$ (3,923,623)		\$ (15,076)		\$ (359)		\$ 6,529

Central Maine Power Company
LGS-S-TOU Rate Design Proposal

Base Distribution Revenue Requirement

	August 2023 - July 2024	January 2024 - December 2024	August 2024 - July 2025	January 2025 - December 2025	August 2025-July 2026
IGS-S-TOU	\$ 4,550,710	\$ 4,769,486	\$ 5,033,650	\$ 5,246,019	\$ 5,053,879
IGS-P-TOU	\$ 2,168,513	\$ 2,279,445	\$ 2,400,963	\$ 2,502,619	\$ 2,412,071
LGS-S-TOU	\$ 1,031,492	\$ 1,082,080	\$ 1,142,090	\$ 1,188,817	\$ 1,147,784
LGS-P-TOU	\$ 7,346,207	\$ 7,689,231	\$ 8,132,348	\$ 8,460,602	\$ 8,164,240

LGS-S-TOU	8/23 - 7/24 Units	Marginal Cost Price	Marginal Cost Revenue	Marginal Cost Adjusted to Collect Revenue Requirement		1 Service Charges Set to 7/22 Base D * 1.125 Remainder Recovered in kW and kVar kVar Adj to Collect Revenue Requirement		CMP Proposal Aug-23 Pricing	
				Price	Revenue	Price	Revenue	Price	Revenue
Customer - 3 Phase	143	29.39	4,208	64.24	9,199	572.65	81,999	619.64	88,728
Local Distribution -3 Phase	143	1,307.79	187,265	2,858.94	409,377				
KW On-Peak	184,181								
July - August	36,596	5.69	208,238	12.44	455,260	19.48	712,899	2.90	106,130
December - March	50,910	0.07	3,718	0.16	8,146	0.25	12,727	2.42	123,202
April-June; September-November	96,675	0.00	55	-	-	-	-	2.42	233,954
KW Shoulder	182,637								
July - August	36,527	0.06	2,156	0.13	4,748	0.20	7,305	2.90	105,928
December - March	49,939	0.08	3,936	0.17	8,490	0.27	13,484	2.42	120,853
April-June; September-November	96,171	0.00	5	-	-	-	-	2.42	232,734
KW Off-Peak	171,430								
July - August	32,735	1.64	53,687	3.59	117,518	5.62	183,970		-
December - March	48,209	0.00	161	0.01	482	0.02	964		-
April-June; September-November	90,486	0.00	3	-	-	-	-		-
KVAR	14,148			1.30	18,393	1.30	18,393	1.41	19,949
			\$ 463,432		\$ 1,031,613		\$ 1,031,742		\$ 1,031,477
			\$ (4,087,278)		\$ 121		\$ 250		\$ (15)

LGS-S-TOU	1/24 - 12/24 Units	Period 1 Price	Marginal Cost Revenue	Marginal Cost Adjusted to Collect Revenue Requirement		1.125 Service Charges Set to Per 1 Base D * 1.125 Remainder Recovered in kW and kVar kVar Adj to Collect Revenue Requirement		CMP Proposal Jan-24 Pricing	
				Price	Revenue	Price	Revenue	Price	Revenue
Customer - 3 Phase	144	619.64	89,532	650.34	93,968	697.10	100,724	649.75	93,883
Local Distribution -3 Phase	144		-	-	-				
KW On-Peak	184,113								
July - August	36,578	2.90	106,076	3.04	111,197	3.02	110,465	3.05	111,562
December - March	50,900	2.42	123,177	2.54	129,285	2.52	128,267	2.54	129,285
April-June; September-November	96,636	2.42	233,859	2.54	245,455	-	-	2.54	245,455
KW Shoulder	182,569								
July - August	36,508	2.90	105,874	3.04	110,985	3.02	110,255	3.05	111,350
December - March	49,929	2.42	120,829	2.54	126,820	2.52	125,822	2.54	126,820
April-June; September-November	96,132	2.42	232,640	2.54	244,175	2.52	242,253	2.54	244,175
KW Off-Peak	171,386								
July - August	32,723	-	-	-	-	-	-	-	-
December - March	48,202	-	-	-	-	-	-	-	-
April-June; September-November	90,461	-	-	-	-	-	-	-	-
KVAR	14,148	1.41	19,949	1.41	19,949	1.41	19,949	1.38	19,525
			\$ 1,031,935		\$ 1,081,835		\$ 837,734		\$ 1,082,056
			\$ (3,737,551)		\$ (245)		\$ (244,345)		\$ (24)

LGS-S-TOU	8/24 - 7/25 Units	Marginal Cost Price	Marginal Cost Revenue	RY2 Price Adjusted to Collect Revenue Requirement		1.0175 Service Charges Set to Per 2 Base D * 1.0175 Remainder Recovered in kW and kVar kVar Adj to Collect Revenue Requirement		CMP Proposal Aug-24 Pricing	
				Price	Revenue	Price	Revenue	Price	Revenue
Customer - 3 Phase	146	29.39	4,299	69.59	10,182	661.12	96,728	685.59	100,308
Local Distribution -3 Phase	146	1,307.79	191,341	3,096.84	453,094				
KW On-Peak	183,951								
July - August	36,545	7.09	259,157	16.79	613,588	26.22	958,206	3.23	118,040
December - February	41,257	0.12	4,892	0.28	11,552	0.44	18,153	2.69	110,983
March-June; September-November	106,149	0.00	391	-	-	-	-	2.69	285,540
KW Shoulder	182,408								
July - August	36,475	-	-	-	-	-	-	3.23	117,815
December - February	40,537	-	-	-	-	-	-	2.69	109,044
March-June; September-November	105,396	0.00	388	-	-	-	-	2.69	283,516
KW Off-Peak	171,284								
July - August	32,703	0.40	13,114	0.95	31,068	1.48	48,401	-	-
December - February	38,588	0.01	405	0.02	772	0.03	1,158	-	-
March-June; September-November	99,993	0.00	70	-	-	-	-	-	-

KVAR	14,148	-	1.38	19,525	1.38	19,525	1.46	20,857
		\$ 474,058		\$ 1,139,780		\$ 1,142,170		\$ 1,145,902
		\$ (4,559,592)		\$ (2,309)		\$ 80		\$ 3,812

Central Maine Power Company
LGS-P-TOU Rate Design Proposal

Base Distribution Revenue Requirement

	August 2023 - July 2024	January 2024 - December 2024	August 2024 - July 2025	January 2025 - December 2025	August 2025-July 2026
IGS-S-TOU	\$ 4,550,710	\$ 4,769,486	\$ 5,033,650	\$ 5,246,019	\$ 5,053,879
IGS-P-TOU	\$ 2,168,513	\$ 2,279,445	\$ 2,400,963	\$ 2,502,619	\$ 2,412,071
LGS-S-TOU	\$ 1,031,492	\$ 1,082,080	\$ 1,142,090	\$ 1,188,817	\$ 1,147,784
LGS-P-TOU	\$ 7,346,207	\$ 7,689,231	\$ 8,132,348	\$ 8,460,602	\$ 8,164,240

LGS-P-TOU	8/23 - 7/24 Units	Marginal Cost Price	Marginal Cost Revenue	Marginal Cost Adjusted to Collect Revenue Requirement		1 Service Charges Set to 7/22 Base D * 1.125 Remainder Recovered in kW and kVar kVar Adj to Collect Revenue Requirement		CMP Proposal Aug-23 Pricing	
				Price	Revenue	Price	Revenue	Price	Revenue
Customer - 3 Phase	718	113.50	81,504	280.48	201,408	607.10	435,947	656.82	471,650
Local Distribution -3 Phase	718	1,712.87	1,229,977	4,232.79	3,039,488				
KW On-Peak	1,245,317								
July - August	217,220	5.54	1,202,445	13.68	2,971,572	23.47	5,098,158	3.13	679,899
December - March	395,446	0.07	28,094	0.18	71,180	0.31	122,588	2.61	1,032,113
April-June; September-November	632,651	0.00	351	-	-	-	-	2.61	1,651,220
KW Shoulder	1,225,427								
July - August	215,314	0.06	12,365	0.14	30,144	0.24	51,675	3.13	673,934
December - March	391,375	0.08	30,008	0.19	74,361	0.33	129,154	2.61	1,021,488
April-June; September-November	618,738	0.00	31	-	-	-	-	2.61	1,614,905
KW Off-Peak	1,177,237								
July - August	194,230	1.60	309,895	3.94	765,264	6.76	1,312,992		-
December - March	385,912	0.00	1,255	0.01	3,859	0.02	7,718		-
April-June; September-November	597,095	0.00	17	-	-	-	-		-
KVAR	225,997			0.84	189,837	0.84	189,837	0.89	201,137
			\$ 2,895,942		\$ 7,347,114		\$ 7,348,070		\$ 7,346,346
			\$ (4,450,265)		\$ 907		\$ 1,863		\$ 139

LGS-P-TOU	1/24 - 12/24 Units	Period 1 Price	Marginal Cost Revenue	Marginal Cost Adjusted to Collect Revenue Requirement		1.125 Service Charges Set to Per 1 Base D * 1.125 Remainder Recovered in kW and kVar kVar Adj to Collect Revenue Requirement		CMP Proposal Jan-24 Pricing	
				Price	Revenue	Price	Revenue	Price	Revenue
Customer - 3 Phase	725	656.82	475,927	716.16	518,925	738.92	535,418	714.47	517,700
Local Distribution -3 Phase	725		-	-	-				
KW On-Peak	1,244,861								
July - August	127,840	3.13	400,139	3.41	435,935	3.40	434,656	3.41	435,935
December - March	395,365	2.61	1,031,903	2.85	1,126,791	2.84	1,122,837	2.84	1,122,837
April-June; September-November	632,391	2.61	1,650,541	2.85	1,802,315	-	-	2.84	1,795,991
KW Shoulder	1,224,978								
July - August	215,200	3.13	673,576	3.41	733,832	3.40	731,680	3.41	733,832
December - March	391,294	2.61	1,021,278	2.85	1,115,189	2.84	1,111,276	2.84	1,111,276
April-June; September-November	618,484	2.61	1,614,242	2.85	1,762,678	2.84	1,756,493	2.84	1,756,493
KW Off-Peak	1,176,945								
July - August	194,156	-	-	-	-	-	-	-	-
December - March	385,860	-	-	-	-	-	-	-	-
April-June; September-November	596,928	-	-	-	-	-	-	-	-
KVAR	225,997	0.89	201,137	0.89	201,137	0.89	201,137	0.95	214,697
			\$ 7,068,745		\$ 7,696,802		\$ 5,893,499		\$ 7,688,761
			\$ (620,486)		\$ 7,570		\$ (1,795,732)		\$ (470)

LGS-P-TOU	8/24 - 7/25 Units	Marginal Cost Price	Marginal Cost Revenue	RY2 Price Adjusted to Collect Revenue Requirement		1.0175 Service Charges Set to Per 2 Base D * 1.0175 Remainder Recovered in kW and kVar kVar Adj to Collect Revenue Requirement		CMP Proposal Aug-24 Pricing	
				Price	Revenue	Price	Revenue	Price	Revenue
Customer - 3 Phase	734	113.50	83,278	304.23	223,217	726.97	533,387	726.91	533,341
Local Distribution -3 Phase	734	1,712.87	1,256,747	4,591.15	3,368,572				
KW On-Peak	1,243,748								
July - August	216,917	6.90	1,496,489	18.49	4,010,793	31.61	6,856,742	3.48	754,871
December - February	287,506	0.12	33,166	0.31	89,127	0.53	152,378	2.90	833,768
March-June; September-November	739,325	0.00	2,648	0.01	7,393	-	-	2.90	2,144,043
KW Shoulder	1,223,884								
July - August	215,013	-	-	-	-	-	-	3.48	748,247
December - February	284,957	-	-	-	-	-	-	2.90	826,376
March-June; September-November	723,913	0.00	2,593	-	-	-	-	2.90	2,099,348
KW Off-Peak	1,176,231								
July - August	194,041	0.39	75,701	1.05	203,743	1.80	349,274		-
December - February	274,392	0.01	2,801	0.03	8,232	0.05	13,720		-
March-June; September-November	707,799	0.00	494	-	-	-	-		-

KVAR	225,997	-	-	0.95	214,697	0.95	214,697	0.97	219,211
			-		214,697		214,697		219,211
			\$ 2,953,915		\$ 8,125,774		\$ 8,120,199		\$ 8,159,211
			\$ (5,178,433)		\$ (6,574)		\$ (12,149)		\$ 26,863

**Stipulation
 Attachment 19
 Docket No. 2022-00152**

Customer	Phase	Jul-Aug On-Peak	Jul-Aug Shoulder	Jul-Aug Off-Peak	Dec-Mar On-Peak	Dec-Mar Shoulder	Dec-Mar Off-Peak	All Other On-Peak
IGS-S-TOU Customer 1	3	1,065.60	1,011.60	782.40	1,230.00	1,236.00	1,078.80	2,772.90
IGS-S-TOU Customer 2	3	1,125.96	1,171.68	941.82	1,429.68	1,284.66	1,213.86	2,759.82
IGS-S-TOU Customer 3	3	827.60	817.02	776.70	2,224.37	2,043.79	2,179.58	2,484.47
IGS-S-TOU Customer 4	3	910.56	395.76	1,690.32	1,884.72	1,266.72	3,518.16	2,390.16
IGS-S-TOU Customer 5	3	1,020.91	1,070.16	890.93	1,415.71	1,370.26	1,304.74	2,769.46
IGS-S-TOU Customer 6	3	950.62	957.82	887.85	2,013.30	2,010.15	1,870.42	2,838.15
IGS-S-TOU Customer 7	3	1,080.67	1,083.60	1,330.20	1,679.17	1,659.82	1,307.02	3,182.17
IGS-S-TOU Customer 8	3	1,175.62	1,136.74	943.70	481.10	422.42	445.25	3,232.94
IGS-S-TOU Customer 9	3	758.46	786.12	762.60	1,641.66	1,572.24	1,585.26	2,291.82
IGS-S-TOU Customer 10	3	1,664.88	1,681.92	1,626.48	3,419.23	3,343.15	3,348.56	5,217.38
IGS-S-TOU Customer 11	3	1,114.65	1,137.24	1,072.35	1,914.93	1,875.42	468.54	3,374.91
IGS-S-TOU Customer 12	3	1,032.80	1,030.39	910.12	1,155.64	1,157.69	1,012.32	2,464.88
IGS-S-TOU Customer 13	3	778.68	845.37	622.89	783.54	824.40	625.50	2,004.57
IGS-S-TOU Customer 14	3	925.92	801.72	957.96	1,726.29	1,688.40	1,671.66	2,601.45
IGS-S-TOU Customer 15	3	923.76	891.72	888.84	1,389.78	1,330.20	1,221.66	2,142.90
IGS-S-TOU Customer 16	3	1,778.74	1,825.30	1,645.25	1,152.29	1,145.57	1,118.26	3,847.97
IGS-S-TOU Customer 17	3	812.85	822.75	805.65	1,255.50	1,235.85	1,225.20	2,173.80
IGS-S-TOU Customer 18	3	1,349.10	1,366.38	1,297.44	2,080.62	2,096.64	2,329.92	3,468.60
IGS-S-TOU Customer 19	3	1,480.90	1,602.65	1,189.15	2,146.25	2,083.68	1,800.86	4,042.30
IGS-S-TOU Customer 20	3	1,061.10	1,060.42	949.27	1,133.77	1,068.97	1,102.95	2,709.00
IGS-S-TOU Customer 21	3	1,213.56	1,234.80	1,049.28	1,616.40	1,631.28	1,510.56	3,363.72
IGS-S-TOU Customer 22	3	1,629.00	1,631.28	1,499.28	3,003.36	3,024.48	2,807.52	4,730.52
IGS-S-TOU Customer 23	3	792.96	762.36	740.16	1,063.56	1,017.00	969.48	1,969.68
IGS-S-TOU Customer 24	3	923.64	961.20	862.92	1,350.36	1,311.48	1,260.60	2,421.48
IGS-S-TOU Customer 25	3	1,202.88	1,230.24	1,185.96	1,935.24	2,257.20	2,132.64	3,869.28
IGS-S-TOU Customer 26	3	869.40	873.99	831.69	1,563.03	1,536.57	1,428.93	2,076.21
IGS-S-TOU Customer 27	3	830.11	861.98	787.10	1,230.91	1,257.31	1,255.92	2,054.21
IGS-S-TOU Customer 28	3	1,033.41	1,079.94	1,000.14	1,593.16	1,599.45	1,578.55	2,855.86
IGS-S-TOU Customer 29	3	1,387.71	1,366.83	1,268.55	1,909.80	1,888.29	1,908.09	3,366.09
IGS-S-TOU Customer 30	3	945.00	1,010.88	921.96	1,399.20	1,388.28	1,342.32	2,380.92
IGS-S-TOU Customer 31	3	908.10	943.38	938.52	2,184.66	2,058.12	2,174.04	2,802.78
IGS-S-TOU Customer 32	3	814.44	802.44	764.16	1,769.76	1,681.44	1,639.44	2,004.24
IGS-S-TOU Customer 33	3	815.76	815.14	700.32	1,534.99	1,508.40	1,295.52	2,470.27
IGS-S-TOU Customer 34	3	687.98	694.94	557.81	1,374.77	1,301.62	1,160.69	2,200.03
IGS-S-TOU Customer 35	3	818.19	822.24	794.16	1,588.86	1,580.22	1,588.77	2,412.45
IGS-S-TOU Customer 36	3	683.70	671.82	618.96	1,591.08	1,565.28	1,192.92	2,437.14
IGS-S-TOU Customer 37	3	1,684.32	1,679.52	1,617.28	3,755.36	3,724.48	3,671.68	5,046.56

Attachment 19
Docket No. 2022-00152

Customer	Phase	Jul-Aug On-Peak	Jul-Aug Shoulder	Jul-Aug Off-Peak	Dec-Mar On-Peak	Dec-Mar Shoulder	Dec-Mar Off-Peak	All Other On-Peak
IGS-S-TOU Customer 38	3	1,777.20	1,778.88	1,744.08	3,438.96	3,351.36	3,404.40	5,231.28
IGS-S-TOU Customer 39	3	907.38	924.12	826.20	1,078.38	1,070.28	1,051.38	1,690.02
IGS-S-TOU Customer 40	3	1,167.50	1,171.63	1,009.92	1,434.86	1,576.94	1,373.86	3,063.36
IGS-S-TOU Customer 41	3	837.99	853.56	767.97	1,292.22	1,195.74	1,155.69	2,151.27
IGS-S-TOU Customer 42	3	972.99	986.94	846.45	1,730.88	1,712.61	1,627.65	2,693.16
IGS-S-TOU Customer 43	3	866.64	891.36	842.52	1,187.40	1,188.48	1,147.32	2,193.12
IGS-S-TOU Customer 44	3	863.64	881.28	829.20	1,365.48	1,362.36	1,334.64	2,356.68
IGS-S-TOU Customer 45	3	1,201.34	1,203.31	1,007.28	2,067.12	2,055.17	1,809.74	3,332.50
IGS-S-TOU Customer 46	3	1,966.50	1,917.63	1,917.72	3,559.77	3,554.91	3,545.73	5,599.53
IGS-S-TOU Customer 47	3	894.00	855.20	902.40	2,032.00	1,972.80	1,987.20	2,855.60
IGS-S-TOU Customer 48	3	1,105.92	1,086.57	966.33	1,441.08	1,480.32	1,468.62	2,536.38
IGS-S-TOU Customer 49	3	970.50	999.90	889.80	1,796.40	1,771.80	1,781.10	2,499.90
IGS-S-TOU Customer 50	3	855.34	894.50	820.08	1,261.92	1,271.42	1,229.93	2,187.34
IGS-S-TOU Customer 51	3	741.06	736.92	582.48	3,173.04	2,932.02	2,954.88	2,692.26
IGS-S-TOU Customer 52	3	1,528.02	1,562.76	297.36	124.29	67.05	57.96	4,726.26
IGS-S-TOU Customer 53	3	847.35	889.05	732.60	1,340.10	1,359.30	1,177.50	2,361.75
IGS-S-TOU Customer 54	3	1,708.56	1,729.71	1,657.89	1,925.10	1,901.25	1,884.06	3,938.85
IGS-S-TOU Customer 55	3	4,333.20	4,305.75	3,759.45	1,863.45	1,864.95	1,136.40	11,918.70
IGS-S-TOU Customer 56	3	881.18	883.39	889.25	83.62	77.38	87.84	2,724.67
IGS-S-TOU Customer 57	3	1,061.23	1,096.03	956.02	1,757.76	1,750.37	1,577.71	2,915.23
IGS-S-TOU Customer 58	3	770.58	779.22	743.52	1,137.00	1,144.26	1,119.42	2,047.68
IGS-S-TOU Customer 59	3	1,016.37	1,022.22	913.95	1,591.65	1,605.06	1,489.05	2,544.39
IGS-S-TOU Customer 60	3	833.85	847.53	818.19	1,231.92	1,225.62	1,211.04	2,190.06
IGS-S-TOU Customer 61	3	1,102.59	1,035.81	1,022.13	1,118.25	1,087.11	944.46	2,497.05
IGS-S-TOU Customer 62	3	993.07	976.61	920.78	340.22	406.03	286.42	2,296.51
IGS-S-TOU Customer 63	3	959.26	939.96	891.58	1,199.09	1,147.82	1,094.18	2,429.64
IGS-S-TOU Customer 64	3	1,317.24	1,351.80	1,249.20	1,792.80	1,793.64	1,840.32	3,288.96
IGS-S-TOU Customer 65	3	1,645.14	1,655.64	1,640.04	3,331.02	3,365.28	3,267.30	4,995.30
IGS-S-TOU Customer 66	3	728.28	720.18	652.41	1,448.28	1,402.38	1,234.26	2,351.97
IGS-S-TOU Customer 67	3	1,242.81	1,262.07	1,161.90	1,734.66	1,675.44	1,715.22	3,020.40
IGS-S-TOU Customer 68	3	1,566.99	1,516.95	1,443.42	2,043.18	2,034.90	2,058.66	3,828.51
IGS-S-TOU Customer 69	3	1,238.04	1,261.26	1,159.38	1,591.47	1,584.09	1,600.38	2,952.27
IGS-S-TOU Customer 70	3	1,065.74	1,079.86	908.46	1,313.03	1,370.02	1,168.49	2,810.70
IGS-S-TOU Customer 71	3	969.91	973.15	912.46	1,071.58	1,086.62	1,079.14	2,240.28
IGS-S-TOU Customer 72	3	1,436.10	1,470.82	1,412.19	1,734.32	1,692.85	1,710.83	3,721.28
IGS-S-TOU Customer 73	3	895.60	843.60	877.28	1,634.72	1,448.40	1,607.00	2,665.56
IGS-S-TOU Customer 74	3	1,046.66	992.51	1,048.54	1,287.68	1,416.50	1,405.04	2,456.14
IGS-S-TOU Customer 75	3	835.57	862.91	971.06	1,253.07	1,131.98	1,183.58	2,224.45

Attachment 19
Docket No. 2022-00152

Customer	Phase	Jul-Aug On-Peak	Jul-Aug Shoulder	Jul-Aug Off-Peak	Dec-Mar On-Peak	Dec-Mar Shoulder	Dec-Mar Off-Peak	All Other On-Peak
IGS-S-TOU Customer 76	3	1,169.22	1,166.16	1,094.46	1,452.06	1,446.78	1,409.40	2,391.18
IGS-S-TOU Customer 77	3	1,606.00	1,557.00	1,612.20	3,213.40	3,167.40	3,019.40	4,769.80
IGS-S-TOU Customer 78	3	-	-	-	778.12	573.41	760.12	813.90
IGS-S-TOU Customer 79	3	1,212.00	1,208.10	650.14	121.79	114.78	84.90	688.61
IGS-S-TOU Customer 80	3	1,223.92	1,188.64	1,204.72	1,416.40	1,568.72	1,289.76	3,077.36
IGS-S-TOU Customer 81	3	1,453.60	1,449.68	1,392.88	2,180.96	2,224.72	2,185.60	3,894.00
IGS-S-TOU Customer 82	3	716.48	711.04	675.07	894.14	896.51	879.36	1,764.16
IGS-S-TOU Customer 83	3	799.44	806.14	695.95	1,033.28	1,105.49	951.78	2,077.20
IGS-S-TOU Customer 84	3	536.46	529.20	478.38	1,532.46	1,381.08	1,581.84	1,504.14
IGS-S-TOU Customer 85	3	661.68	642.32	621.20	2,417.84	1,889.76	2,634.88	2,230.56
IGS-S-TOU Customer 86	3	-	-	-	44.83	43.58	19.81	-
IGS-S-TOU Customer 87	3	869.92	889.12	833.44	1,515.52	1,526.88	1,484.96	2,428.32
IGS-S-TOU Customer 88	3	961.06	1,004.74	713.18	1,757.06	1,746.88	1,342.50	2,859.01
IGS-S-TOU Customer 89	3	805.58	811.44	780.67	1,203.60	1,214.69	1,178.06	2,255.38
IGS-S-TOU Customer 90	3	1,032.86	1,058.11	982.80	1,697.71	1,729.97	1,700.16	2,742.38
IGS-S-TOU Customer 91	3	1,196.40	1,173.60	1,095.00	1,962.66	1,936.62	1,903.02	3,313.08
IGS-S-TOU Customer 92	3	888.52	896.68	834.44	1,692.00	1,664.04	1,522.04	2,629.36
IGS-S-TOU Customer 93	3	1,092.77	1,074.05	1,018.08	1,287.01	1,231.04	1,113.79	2,829.38
IGS-S-TOU Customer 94	3	409.39	385.33	255.26	1,711.12	1,100.91	981.25	1,749.82
IGS-S-TOU Customer 95	3	1,212.29	1,212.05	1,224.05	2,543.52	2,498.64	2,541.74	3,707.52
IGS-S-TOU Customer 96	3	1,354.44	1,391.34	1,308.18	2,847.18	2,733.48	2,750.82	4,150.14
IGS-S-TOU Customer 97	3	863.04	896.40	696.24	1,366.80	1,366.56	1,062.48	2,208.72
IGS-S-TOU Customer 98	3	382.80	357.00	332.40	1,579.44	1,179.48	1,627.44	947.16
IGS-S-TOU Customer 99	3	1,514.21	1,603.39	1,129.06	1,158.00	1,303.15	1,176.72	3,518.06
IGS-S-TOU Customer 100	3	1,077.12	1,122.12	931.84	1,949.88	1,921.24	1,798.64	2,977.84
IGS-S-TOU Customer 101	3	866.52	922.08	853.80	1,387.24	1,415.92	1,633.60	2,363.08
IGS-S-TOU Customer 102	3	1,752.12	1,766.04	1,704.66	3,323.52	3,353.40	3,201.90	5,069.10
IGS-S-TOU Customer 103	3	765.54	804.48	746.82	792.78	816.78	777.48	1,677.18
IGS-S-TOU Customer 104	3	1,039.46	1,132.51	870.85	1,021.44	1,220.00	955.10	2,525.89
IGS-S-TOU Customer 105	3	1,197.12	1,181.47	1,131.20	1,956.67	2,017.95	1,886.30	3,243.49
IGS-S-TOU Customer 106	3	541.15	555.55	395.81	1,686.96	1,550.54	1,446.91	1,995.65
IGS-S-TOU Customer 107	3	720.08	699.02	705.82	1,737.20	1,565.66	962.05	2,055.42
IGS-S-TOU Customer 108	3	950.56	972.04	770.36	1,320.60	1,337.80	1,165.64	2,304.68
IGS-S-TOU Customer 109	3	694.85	703.90	669.06	795.90	805.38	789.95	1,495.78
IGS-S-TOU Customer 110	3	54.62	7.20	0.54	1,295.01	1,320.48	1,425.89	282.11
IGS-S-TOU Customer 111	3	691.78	689.60	706.69	1,108.32	1,088.45	1,052.61	2,047.17
IGS-S-TOU Customer 112	3	-	-	-	221.36	215.84	175.68	-
IGS-S-TOU Customer 113	3	241.70	-	70.18	1,575.14	1,405.82	1,583.17	1,016.42

Attachment 19
Docket No. 2022-00152

Customer	Phase	Jul-Aug On-Peak	Jul-Aug Shoulder	Jul-Aug Off-Peak	Dec-Mar On-Peak	Dec-Mar Shoulder	Dec-Mar Off-Peak	All Other On-Peak
IGS-S-TOU Customer 114	3	1,581.36	1,565.10	1,655.58	2,415.90	2,332.62	2,300.28	4,476.18
IGS-S-TOU Customer 115	3	888.16	914.24	713.04	1,086.08	1,070.96	1,071.12	2,058.88
IGS-S-TOU Customer 116	3	617.52	619.24	539.88	1,758.84	1,755.68	1,512.20	1,864.76
IGS-S-TOU Customer 117	3	1,359.60	1,293.70	1,371.07	2,620.27	2,483.14	2,533.82	4,010.78
IGS-S-TOU Customer 118	3	729.66	803.39	727.94	774.21	779.65	745.98	1,874.08
IGS-S-TOU Customer 119	3	773.55	789.15	576.00	1,199.55	1,208.85	1,085.40	2,446.80
IGS-S-TOU Customer 120	3	914.24	925.89	910.14	1,735.71	1,725.44	1,680.83	2,447.74
IGS-S-TOU Customer 121	3	722.88	483.98	485.14	864.67	711.98	749.04	1,812.77
IGS-S-TOU Customer 122	3	1,190.72	1,163.12	1,118.72	2,315.92	2,205.20	2,114.96	3,477.12
IGS-S-TOU Customer 123	3	1,167.45	1,171.95	1,217.25	1,420.80	1,438.05	1,429.50	2,826.00
IGS-S-TOU Customer 124	3	1,024.50	1,056.90	1,019.70	1,972.35	1,999.65	1,911.15	2,973.90
IGS-S-TOU Customer 125	3	978.64	993.80	794.84	1,063.08	1,080.88	929.04	2,381.56
IGS-S-TOU Customer 126	3	1,117.60	1,145.38	914.02	1,067.97	1,076.48	1,007.33	2,403.07
IGS-S-TOU Customer 127	3	1,363.92	1,430.76	1,268.88	1,777.50	1,795.14	1,809.54	3,352.38
IGS-S-TOU Customer 128	3	1,036.16	1,070.40	954.96	1,451.80	1,443.12	1,418.52	2,606.44
IGS-S-TOU Customer 129	3	-	-	-	1,249.18	1,245.79	1,244.64	524.06
IGS-S-TOU Customer 130	3	844.22	918.05	660.13	1,641.60	1,647.49	1,328.16	2,519.87
IGS-S-TOU Customer 131	3	1,164.78	1,198.32	1,018.74	1,134.60	1,225.02	1,056.42	2,853.24
IGS-S-TOU Customer 132	3	817.22	728.45	650.35	13.22	13.51	12.53	1,619.50
IGS-S-TOU Customer 133	3	1,048.08	1,072.13	1,016.83	1,288.70	1,341.65	1,377.22	2,720.40
IGS-S-TOU Customer 134	3	815.14	821.86	782.38	1,261.22	1,241.14	1,224.31	2,181.48
IGS-S-TOU Customer 135	3	947.52	945.76	950.56	1,436.16	1,425.28	1,402.24	2,490.40
IGS-S-TOU Customer 136	3	765.68	672.88	701.28	1,295.44	1,348.64	1,341.76	1,983.92
IGS-S-TOU Customer 137	3	757.50	760.98	733.56	1,430.40	1,427.52	1,353.72	2,317.08
IGS-S-TOU Customer 138	3	739.44	719.04	443.52	1,724.76	1,705.60	1,473.56	2,339.56
IGS-S-TOU Customer 139	3	805.25	769.28	761.57	1,349.82	1,323.71	1,304.54	1,723.81
IGS-S-TOU Customer 140	3	806.85	610.50	501.00	1,757.55	1,771.65	1,490.40	2,486.40
IGS-S-TOU Customer 141	3	1,186.99	1,131.50	1,069.54	2,339.28	2,247.89	1,901.66	3,384.58
IGS-S-TOU Customer 142	3	1,155.52	1,185.95	1,117.66	1,601.63	1,575.62	1,528.03	2,932.70
IGS-S-TOU Customer 143	3	1,773.30	1,810.74	1,466.40	2,089.92	2,087.76	1,902.48	4,416.12
IGS-S-TOU Customer 144	3	816.84	831.92	767.04	2,054.98	1,944.19	1,720.14	2,377.56
IGS-S-TOU Customer 145	3	903.58	953.59	818.90	1,404.74	1,448.90	1,273.92	2,523.70
IGS-S-TOU Customer 146	3	1,027.60	1,033.12	864.96	1,211.28	1,212.96	1,176.16	2,422.08
IGS-S-TOU Customer 147	3	821.34	849.60	625.56	910.56	914.94	783.60	1,798.32
IGS-S-TOU Customer 148	3	891.25	885.42	824.27	1,587.82	1,581.28	1,534.66	2,500.14
IGS-S-TOU Customer 149	3	970.85	978.75	808.70	1,855.14	1,763.26	1,599.23	2,776.64
IGS-S-TOU Customer 150	3	973.38	941.04	973.02	1,867.08	1,846.08	1,897.20	2,842.86
IGS-S-TOU Customer 151	3	717.07	657.07	662.69	1,875.84	1,465.58	1,667.76	2,327.18

Attachment 19
Docket No. 2022-00152

Customer	Phase	Jul-Aug On-Peak	Jul-Aug Shoulder	Jul-Aug Off-Peak	Dec-Mar On-Peak	Dec-Mar Shoulder	Dec-Mar Off-Peak	All Other On-Peak
IGS-S-TOU Customer 152	3	811.26	823.98	753.12	1,053.66	1,047.66	1,020.78	2,008.92
IGS-S-TOU Customer 153	3	925.22	649.32	790.63	996.43	810.91	762.91	1,984.90
IGS-S-TOU Customer 154	3	1,507.50	1,496.85	1,226.10	987.75	1,021.50	1,056.45	2,597.25
IGS-S-TOU Customer 155	3	1,660.56	1,568.40	1,616.24	3,373.28	3,174.56	3,092.64	5,104.24
IGS-S-TOU Customer 156	3	1,420.30	1,414.70	1,279.97	2,919.94	2,994.50	2,543.26	4,194.41
IGS-S-TOU Customer 157	3	955.18	956.02	1,045.66	2,068.25	1,988.26	2,064.82	2,912.86
IGS-S-TOU Customer 158	3	974.71	977.09	954.10	1,760.74	1,736.33	1,807.75	2,859.86
IGS-S-TOU Customer 159	3	784.20	605.20	260.20	793.80	691.20	596.80	1,723.20
IGS-S-TOU Customer 160	3	1,468.16	1,415.20	582.00	3,096.48	3,016.56	2,030.32	4,364.80
IGS-S-TOU Customer 161	3	1,007.52	949.44	849.41	1,994.21	1,939.63	1,727.95	2,839.49
IGS-S-TOU Customer 162	3	790.53	814.54	875.92	1,011.70	1,164.24	1,077.98	1,799.63
IGS-S-TOU Customer 163	3	1,322.88	1,306.32	1,291.56	2,925.00	2,883.48	2,924.04	3,906.24
IGS-S-TOU Customer 164	3	894.58	896.28	871.10	1,757.11	1,773.41	1,680.96	2,778.67
IGS-S-TOU Customer 165	3	981.60	974.40	937.38	1,408.20	1,401.60	1,307.52	2,761.62
IGS-S-TOU Customer 166	3	852.34	862.56	768.19	1,436.16	1,427.62	1,383.46	2,322.62
IGS-S-TOU Customer 167	3	909.66	988.67	760.93	1,175.65	1,097.02	1,200.96	1,665.12
IGS-S-TOU Customer 168	3	967.84	954.91	909.28	226.02	192.29	137.02	2,921.57
IGS-S-TOU Customer 169	3	906.98	965.31	897.25	1,127.68	1,143.07	1,134.43	2,229.15
IGS-S-TOU Customer 170	3	1,060.03	1,099.78	958.56	1,582.42	1,520.50	1,482.72	2,836.75
IGS-S-TOU Customer 171	3	1,185.28	1,191.24	1,024.32	1,363.40	1,339.08	1,228.36	2,848.04
IGS-S-TOU Customer 172	3	814.99	815.94	813.31	1,531.26	1,536.16	1,535.76	2,402.93
IGS-S-TOU Customer 173	3	813.92	864.24	808.24	1,250.00	1,279.04	1,256.48	2,135.84
IGS-S-TOU Customer 174	3	859.55	879.17	813.73	1,292.22	1,265.18	1,205.12	2,181.47
IGS-S-TOU Customer 175	3	743.94	743.68	722.34	1,200.32	1,214.43	1,170.24	2,146.46
IGS-S-TOU Customer 176	3	895.68	910.51	787.70	1,292.11	1,330.20	1,155.89	2,396.74
IGS-S-TOU Customer 177	3	-	-	-	341.50	368.00	380.90	-
IGS-S-TOU Customer 178	3	904.32	902.11	873.86	1,872.03	1,900.00	1,809.09	2,799.97
IGS-S-TOU Customer 179	3	833.84	878.32	855.60	912.16	878.24	908.48	2,234.88
IGS-S-TOU Customer 180	3	0.45	20.53	0.48	1,172.45	1,191.78	1,262.22	490.19
IGS-S-TOU Customer 181	3	1,116.40	1,204.80	1,059.20	1,919.30	2,166.60	1,763.10	3,041.10
IGS-S-TOU Customer 182	3	796.70	821.76	798.27	1,752.42	1,761.28	1,705.54	2,339.94
IGS-S-TOU Customer 183	3	1,066.64	998.40	991.76	1,375.84	1,053.68	1,044.08	2,453.76
IGS-S-TOU Customer 184	3	870.40	912.80	780.24	1,329.44	1,342.00	1,278.64	2,365.68
IGS-S-TOU Customer 185	3	804.42	810.54	742.56	1,204.86	1,174.98	1,142.22	2,001.00
IGS-S-TOU Customer 186	3	932.40	462.22	908.76	284.38	290.71	423.00	1,635.24
IGS-S-TOU Customer 187	3	794.00	838.80	790.70	1,191.50	1,188.30	1,141.30	2,091.70
IGS-S-TOU Customer 188	3	1,567.84	1,561.04	1,479.72	2,545.68	2,581.24	2,327.76	4,312.36
IGS-S-TOU Customer 189	3	939.84	949.36	929.68	1,418.08	1,436.56	1,414.64	2,522.88

Attachment 19
Docket No. 2022-00152

Customer	Phase	Jul-Aug On-Peak	Jul-Aug Shoulder	Jul-Aug Off-Peak	Dec-Mar On-Peak	Dec-Mar Shoulder	Dec-Mar Off-Peak	All Other On-Peak
IGS-S-TOU Customer 190	3	991.68	982.30	915.10	1,460.54	1,439.86	1,361.45	2,511.41
IGS-S-TOU Customer 191	3	1,237.44	1,236.94	1,240.37	1,692.67	2,348.04	2,663.90	2,993.71
IGS-S-TOU Customer 192	3	1,339.40	1,392.50	1,317.40	2,769.60	2,733.00	2,724.90	4,053.90
IGS-S-TOU Customer 193	3	876.44	844.08	947.84	799.52	809.24	692.16	2,046.16
IGS-S-TOU Customer 194	3	56.48	56.32	58.88	884.16	850.24	829.52	175.68
IGS-S-TOU Customer 195	3	954.88	990.88	895.04	1,686.32	1,635.60	1,509.92	2,617.68
IGS-S-TOU Customer 196	3	1,286.88	1,099.97	1,334.69	2,508.05	2,274.43	2,472.43	3,704.02
IGS-S-TOU Customer 197	3	1,108.85	1,106.11	892.34	1,393.49	1,508.28	1,161.84	2,816.57
IGS-S-TOU Customer 198	3	811.68	821.60	800.80	1,232.16	1,243.60	1,208.64	2,114.72
IGS-S-TOU Customer 199	3	1,050.80	1,124.64	790.96	1,708.80	1,704.64	1,303.44	3,629.28
IGS-S-TOU Customer 200	3	564.96	565.00	455.08	1,526.88	1,353.48	1,022.72	2,291.28
IGS-S-TOU Customer 201	3	733.50	771.00	544.60	1,441.30	1,444.80	1,334.00	2,191.30
IGS-S-TOU Customer 202	3	18.96	18.16	1,282.24	1,795.52	1,686.88	1,791.12	1,654.40
IGS-S-TOU Customer 203	3	1,136.20	1,160.68	1,060.64	1,546.88	1,506.96	1,480.24	2,847.24
IGS-S-TOU Customer 204	3	1,343.04	1,407.24	952.92	2,050.32	2,107.80	1,774.32	3,580.08
IGS-S-TOU Customer 205	3	576.72	532.88	470.96	1,894.32	1,703.44	1,314.64	2,572.16

Total

Number of customers with impacts at or below approximate % change in revenue requirement

% of customers with impacts at or below approximate % change in revenue requirement

(16.88% RY1, 8.91% RY2, 7.58% RY3 for Base D; 7.14% RY1, 4.11% RY2, 3.66% RY3 for Delivery)

**Stipulation
 Attachment 19
 Docket No. 2022-00152**

Customer	All Other Shoulder	All Other Off-Peak	Jul-Aug On-Peak	Jul-Aug Shoulder	Jul-Aug Off-Peak	Dec-Feb On-Peak	Dec-Feb Shoulder
IGS-S-TOU Customer 1	2,835.30	2,219.10	945.00	-	1,087.20	850.80	-
IGS-S-TOU Customer 2	2,600.40	2,346.90	#N/A	#N/A	#N/A	#N/A	#N/A
IGS-S-TOU Customer 3	2,347.56	2,463.55	810.61	-	828.07	1,453.68	-
IGS-S-TOU Customer 4	1,206.72	5,155.44	1,635.84	-	1,690.32	2,376.96	-
IGS-S-TOU Customer 5	2,789.47	2,497.73	903.46	-	1,070.16	852.05	-
IGS-S-TOU Customer 6	2,835.00	2,591.32	896.85	-	961.20	1,459.12	-
IGS-S-TOU Customer 7	3,177.45	2,956.95	1,076.40	-	1,334.70	1,042.65	-
IGS-S-TOU Customer 8	3,100.54	2,775.02	464.62	-	1,175.62	267.70	-
IGS-S-TOU Customer 9	2,287.74	2,231.34	242.76	-	786.12	364.50	-
IGS-S-TOU Customer 10	5,098.43	5,035.84	#N/A	#N/A	#N/A	#N/A	#N/A
IGS-S-TOU Customer 11	3,327.03	2,875.32	33.21	-	1,137.24	64.53	-
IGS-S-TOU Customer 12	2,550.82	2,255.11	984.82	-	1,042.67	755.57	-
IGS-S-TOU Customer 13	2,096.55	1,643.49	755.91	-	845.37	453.60	-
IGS-S-TOU Customer 14	2,476.71	2,516.22	895.05	-	957.96	1,086.48	-
IGS-S-TOU Customer 15	2,049.12	1,891.80	898.29	-	917.10	928.44	-
IGS-S-TOU Customer 16	3,964.08	3,579.17	1,742.54	-	1,825.30	721.49	-
IGS-S-TOU Customer 17	2,195.55	2,165.55	806.40	-	835.05	847.65	-
IGS-S-TOU Customer 18	3,486.96	3,675.24	1,298.34	-	1,366.38	1,488.42	-
IGS-S-TOU Customer 19	4,054.32	3,284.21	1,373.11	-	1,610.42	1,388.52	-
IGS-S-TOU Customer 20	2,758.72	2,545.65	1,045.57	-	1,063.57	705.82	-
IGS-S-TOU Customer 21	3,335.40	3,015.36	1,067.76	-	1,237.32	873.48	-
IGS-S-TOU Customer 22	4,742.76	4,498.32	1,565.52	-	1,639.56	2,120.64	-
IGS-S-TOU Customer 23	1,904.76	1,930.32	751.20	-	796.20	744.12	-
IGS-S-TOU Customer 24	2,441.40	2,373.96	906.24	-	961.20	992.04	-
IGS-S-TOU Customer 25	2,429.04	4,137.72	576.12	-	1,389.72	994.44	-
IGS-S-TOU Customer 26	2,041.65	2,067.39	858.87	-	889.38	1,113.39	-
IGS-S-TOU Customer 27	2,155.63	2,072.02	804.00	-	861.98	900.00	-
IGS-S-TOU Customer 28	2,899.92	2,805.73	996.31	-	1,079.94	1,150.53	-
IGS-S-TOU Customer 29	3,297.78	3,297.78	1,301.22	-	1,395.81	1,364.76	-
IGS-S-TOU Customer 30	2,398.56	2,319.96	930.60	-	1,010.88	1,021.32	-
IGS-S-TOU Customer 31	2,796.48	2,569.50	890.82	-	967.32	1,494.00	-
IGS-S-TOU Customer 32	1,990.08	2,007.72	758.04	-	828.24	1,281.96	-
IGS-S-TOU Customer 33	2,499.94	2,202.05	608.16	-	816.86	871.58	-
IGS-S-TOU Customer 34	2,260.51	1,646.98	555.74	-	696.86	671.90	-
IGS-S-TOU Customer 35	2,415.51	2,375.82	790.47	-	822.24	1,147.41	-
IGS-S-TOU Customer 36	2,403.24	1,813.44	574.56	-	683.70	893.70	-
IGS-S-TOU Customer 37	4,895.20	4,876.16	#N/A	#N/A	#N/A	#N/A	#N/A

Attachment 19
Docket No. 2022-00152

Customer	All Other Shoulder	All Other Off-Peak	Jul-Aug On-Peak	Jul-Aug Shoulder	Jul-Aug Off-Peak	Dec-Feb On-Peak	Dec-Feb Shoulder
IGS-S-TOU Customer 38	5,201.76	5,147.04	1,777.20	-	1,778.88	2,629.20	-
IGS-S-TOU Customer 39	1,670.58	1,604.70	727.56	-	928.26	764.82	-
IGS-S-TOU Customer 40	2,958.48	2,505.31	1,044.05	-	1,177.82	984.29	-
IGS-S-TOU Customer 41	2,127.33	2,103.75	818.73	-	853.56	798.03	-
IGS-S-TOU Customer 42	2,737.71	2,485.17	887.40	-	986.94	1,186.83	-
IGS-S-TOU Customer 43	2,227.32	2,207.40	841.20	-	891.36	839.16	-
IGS-S-TOU Customer 44	2,381.76	2,307.60	844.20	-	883.08	927.84	-
IGS-S-TOU Customer 45	3,316.46	3,003.02	1,081.82	-	1,212.34	1,246.66	-
IGS-S-TOU Customer 46	5,607.00	5,595.84	1,858.86	-	1,966.50	2,520.36	-
IGS-S-TOU Customer 47	2,757.20	2,840.40	#N/A	#N/A	#N/A	#N/A	#N/A
IGS-S-TOU Customer 48	2,592.18	2,431.80	1,072.35	-	1,122.66	1,020.60	-
IGS-S-TOU Customer 49	2,355.90	2,469.30	951.00	-	999.90	1,354.50	-
IGS-S-TOU Customer 50	2,300.93	2,276.30	810.43	-	894.50	908.93	-
IGS-S-TOU Customer 51	2,356.74	2,497.68	663.66	-	748.80	1,791.90	-
IGS-S-TOU Customer 52	4,629.06	2,626.47	232.83	-	1,562.76	39.24	-
IGS-S-TOU Customer 53	2,434.80	2,118.00	794.10	-	889.05	#N/A	#N/A
IGS-S-TOU Customer 54	4,021.02	3,969.09	1,708.56	-	1,729.71	1,380.87	-
IGS-S-TOU Customer 55	11,851.95	10,675.95	1,920.75	-	4,448.10	59.70	-
IGS-S-TOU Customer 56	2,569.49	2,685.65	826.66	-	893.23	45.84	-
IGS-S-TOU Customer 57	2,937.26	2,662.13	942.14	-	1,096.03	1,218.29	-
IGS-S-TOU Customer 58	2,084.16	2,031.84	750.66	-	780.36	805.26	-
IGS-S-TOU Customer 59	2,528.28	2,547.00	987.84	-	1,022.22	1,040.04	-
IGS-S-TOU Customer 60	2,205.18	2,175.93	811.35	-	848.97	867.33	-
IGS-S-TOU Customer 61	2,541.78	2,231.55	981.63	-	1,111.59	673.11	-
IGS-S-TOU Customer 62	2,496.48	2,265.89	968.26	-	991.44	111.46	-
IGS-S-TOU Customer 63	2,375.14	2,217.46	930.60	-	950.83	870.55	-
IGS-S-TOU Customer 64	3,405.36	3,210.12	1,273.92	-	1,359.12	1,296.48	-
IGS-S-TOU Customer 65	5,018.40	4,930.44	#N/A	#N/A	#N/A	#N/A	#N/A
IGS-S-TOU Customer 66	2,301.66	1,894.68	430.56	-	732.78	582.39	-
IGS-S-TOU Customer 67	3,107.43	2,976.30	1,209.51	-	1,262.07	1,079.37	-
IGS-S-TOU Customer 68	3,861.72	3,733.74	1,540.71	-	1,542.78	1,488.87	-
IGS-S-TOU Customer 69	3,008.61	2,926.80	1,194.48	-	1,261.26	1,153.53	-
IGS-S-TOU Customer 70	2,848.68	2,558.30	1,009.87	-	1,084.97	839.27	-
IGS-S-TOU Customer 71	2,320.34	2,249.42	933.05	-	973.15	796.54	-
IGS-S-TOU Customer 72	3,723.71	3,788.51	#N/A	#N/A	#N/A	#N/A	#N/A
IGS-S-TOU Customer 73	2,331.28	2,587.96	798.84	-	903.16	1,078.52	-
IGS-S-TOU Customer 74	2,572.75	2,943.63	964.67	-	1,048.54	838.42	-
IGS-S-TOU Customer 75	2,185.55	2,710.53	760.53	-	971.06	724.83	-

Attachment 19
Docket No. 2022-00152

Customer	All Other Shoulder	All Other Off-Peak	Jul-Aug On-Peak	Jul-Aug Shoulder	Jul-Aug Off-Peak	Dec-Feb On-Peak	Dec-Feb Shoulder
IGS-S-TOU Customer 76	2,402.16	2,274.96	#N/A	#N/A	#N/A	#N/A	#N/A
IGS-S-TOU Customer 77	4,892.00	4,679.00	1,596.20	-	1,606.00	2,355.40	-
IGS-S-TOU Customer 78	811.70	778.70	-	-	-	571.71	-
IGS-S-TOU Customer 79	666.88	104.61	712.99	-	1,214.18	64.74	-
IGS-S-TOU Customer 80	3,021.52	2,882.48	1,054.96	-	1,223.92	1,056.80	-
IGS-S-TOU Customer 81	3,982.32	3,805.44	1,442.00	-	1,449.68	1,622.56	-
IGS-S-TOU Customer 82	1,791.97	1,678.24	#N/A	#N/A	#N/A	#N/A	#N/A
IGS-S-TOU Customer 83	2,003.01	1,918.43	#N/A	#N/A	#N/A	#N/A	#N/A
IGS-S-TOU Customer 84	1,289.82	1,464.54	485.94	-	538.74	1,081.68	-
IGS-S-TOU Customer 85	1,794.88	2,291.60	609.20	-	661.68	1,176.24	-
IGS-S-TOU Customer 86	-	-	19.39	-	42.30	#N/A	#N/A
IGS-S-TOU Customer 87	2,447.44	2,389.12	#N/A	#N/A	#N/A	#N/A	#N/A
IGS-S-TOU Customer 88	3,116.45	2,462.02	811.33	-	1,012.16	985.31	-
IGS-S-TOU Customer 89	2,266.70	2,225.71	#N/A	#N/A	#N/A	#N/A	#N/A
IGS-S-TOU Customer 90	2,802.77	2,727.55	992.88	-	1,058.11	1,193.76	-
IGS-S-TOU Customer 91	3,329.22	3,201.84	-	-	-	377.04	-
IGS-S-TOU Customer 92	2,654.48	2,500.32	836.88	-	898.92	1,177.00	-
IGS-S-TOU Customer 93	2,816.80	2,892.61	#N/A	#N/A	#N/A	#N/A	#N/A
IGS-S-TOU Customer 94	1,037.62	1,025.76	387.63	-	409.39	585.49	-
IGS-S-TOU Customer 95	3,648.77	3,690.10	449.90	-	1,224.05	587.57	-
IGS-S-TOU Customer 96	4,102.26	3,981.18	709.20	-	1,391.34	1,121.40	-
IGS-S-TOU Customer 97	2,208.24	1,710.48	#N/A	#N/A	#N/A	#N/A	#N/A
IGS-S-TOU Customer 98	812.64	994.44	354.72	-	389.52	756.48	-
IGS-S-TOU Customer 99	3,274.90	2,929.34	1,318.51	-	1,620.58	738.58	-
IGS-S-TOU Customer 100	3,031.04	2,814.56	1,032.84	-	1,122.12	1,143.04	-
IGS-S-TOU Customer 101	2,380.24	2,512.68	845.00	-	922.08	954.44	-
IGS-S-TOU Customer 102	5,154.72	4,957.62	694.86	-	1,773.42	989.46	-
IGS-S-TOU Customer 103	1,741.32	1,590.00	-	-	-	283.74	-
IGS-S-TOU Customer 104	2,453.60	2,162.14	906.91	-	1,132.51	684.54	-
IGS-S-TOU Customer 105	3,426.82	3,074.08	#N/A	#N/A	#N/A	#N/A	#N/A
IGS-S-TOU Customer 106	1,896.67	1,612.22	392.21	-	555.55	#N/A	#N/A
IGS-S-TOU Customer 107	2,056.29	1,894.19	546.02	-	720.08	438.29	-
IGS-S-TOU Customer 108	2,287.92	1,924.59	681.96	-	972.04	743.72	-
IGS-S-TOU Customer 109	1,486.72	1,511.97	#N/A	#N/A	#N/A	#N/A	#N/A
IGS-S-TOU Customer 110	158.21	247.33	0.58	-	54.62	1,174.75	-
IGS-S-TOU Customer 111	1,995.52	1,947.17	615.36	-	747.65	779.81	-
IGS-S-TOU Customer 112	-	-	-	-	-	189.68	-
IGS-S-TOU Customer 113	501.60	508.70	-	-	241.70	1,073.98	-

Attachment 19
Docket No. 2022-00152

Customer	All Other Shoulder	All Other Off-Peak	Jul-Aug On-Peak	Jul-Aug Shoulder	Jul-Aug Off-Peak	Dec-Feb On-Peak	Dec-Feb Shoulder
IGS-S-TOU Customer 114	4,171.74	4,201.80	1,612.74	-	1,624.98	1,725.48	-
IGS-S-TOU Customer 115	2,173.20	1,710.64	#N/A	#N/A	#N/A	#N/A	#N/A
IGS-S-TOU Customer 116	1,833.28	1,622.12	462.32	-	619.96	912.12	-
IGS-S-TOU Customer 117	3,936.53	3,986.54	1,367.86	-	1,381.82	1,879.87	-
IGS-S-TOU Customer 118	1,896.22	1,841.89	#N/A	#N/A	#N/A	#N/A	#N/A
IGS-S-TOU Customer 119	2,572.20	1,818.45	607.80	-	789.15	552.30	-
IGS-S-TOU Customer 120	2,432.74	2,388.90	264.45	-	928.90	475.23	-
IGS-S-TOU Customer 121	1,640.78	1,425.70	202.70	-	722.88	#N/A	#N/A
IGS-S-TOU Customer 122	3,320.64	3,225.20	1,110.56	-	1,190.72	1,553.04	-
IGS-S-TOU Customer 123	2,811.15	2,830.05	1,163.70	-	1,246.65	1,052.85	-
IGS-S-TOU Customer 124	2,971.95	2,916.00	994.35	-	1,058.10	1,380.60	-
IGS-S-TOU Customer 125	2,447.36	2,055.16	923.36	-	993.80	731.24	-
IGS-S-TOU Customer 126	2,527.52	2,111.23	970.18	-	1,145.38	654.46	-
IGS-S-TOU Customer 127	3,410.28	3,276.66	1,294.92	-	1,430.76	1,274.16	-
IGS-S-TOU Customer 128	2,652.08	2,566.28	1,004.36	-	1,070.40	1,027.48	-
IGS-S-TOU Customer 129	17.25	521.09	-	-	-	1,212.06	-
IGS-S-TOU Customer 130	2,472.26	1,941.79	704.58	-	922.02	1,017.28	-
IGS-S-TOU Customer 131	2,955.00	2,593.80	1,111.14	-	1,198.32	741.36	-
IGS-S-TOU Customer 132	1,521.79	1,424.88	#N/A	#N/A	#N/A	#N/A	#N/A
IGS-S-TOU Customer 133	2,781.98	2,796.91	1,014.19	-	1,092.86	948.24	-
IGS-S-TOU Customer 134	2,167.01	2,153.66	761.14	-	821.86	873.02	-
IGS-S-TOU Customer 135	2,511.20	2,365.44	940.96	-	954.08	999.84	-
IGS-S-TOU Customer 136	1,923.84	2,047.12	765.68	-	714.40	874.00	-
IGS-S-TOU Customer 137	2,320.08	2,216.40	#N/A	#N/A	#N/A	#N/A	#N/A
IGS-S-TOU Customer 138	2,310.92	2,085.36	326.52	-	739.44	531.64	-
IGS-S-TOU Customer 139	1,694.21	1,683.65	#N/A	#N/A	#N/A	#N/A	#N/A
IGS-S-TOU Customer 140	2,353.35	2,473.35	538.95	-	806.85	1,165.20	-
IGS-S-TOU Customer 141	3,334.94	2,991.70	1,097.42	-	1,186.99	#N/A	#N/A
IGS-S-TOU Customer 142	2,899.20	2,875.81	1,126.27	-	1,209.47	1,151.55	-
IGS-S-TOU Customer 143	4,591.20	4,010.94	1,683.06	-	1,810.74	1,325.76	-
IGS-S-TOU Customer 144	2,379.33	2,272.73	791.04	-	831.92	#N/A	#N/A
IGS-S-TOU Customer 145	2,638.03	2,395.32	587.06	-	953.59	712.63	-
IGS-S-TOU Customer 146	2,415.84	2,078.32	935.68	-	1,050.72	828.08	-
IGS-S-TOU Customer 147	1,847.64	1,453.26	#N/A	#N/A	#N/A	#N/A	#N/A
IGS-S-TOU Customer 148	2,498.88	2,390.83	837.70	-	892.90	1,202.59	-
IGS-S-TOU Customer 149	2,799.52	2,473.86	841.06	-	979.81	1,163.07	-
IGS-S-TOU Customer 150	2,770.08	2,910.00	987.54	-	964.20	1,418.16	-
IGS-S-TOU Customer 151	2,178.05	2,067.26	637.68	-	717.07	1,119.98	-

Attachment 19
Docket No. 2022-00152

Customer	All Other Shoulder	All Other Off-Peak	Jul-Aug On-Peak	Jul-Aug Shoulder	Jul-Aug Off-Peak	Dec-Feb On-Peak	Dec-Feb Shoulder
IGS-S-TOU Customer 152	2,062.14	1,973.40	#N/A	#N/A	#N/A	#N/A	#N/A
IGS-S-TOU Customer 153	1,529.14	1,765.01	#N/A	#N/A	#N/A	#N/A	#N/A
IGS-S-TOU Customer 154	2,777.40	2,427.60	#N/A	#N/A	#N/A	#N/A	#N/A
IGS-S-TOU Customer 155	4,886.40	4,937.52	1,399.44	-	1,660.56	2,297.12	-
IGS-S-TOU Customer 156	4,173.14	3,748.85	1,214.74	-	1,467.26	1,971.86	-
IGS-S-TOU Customer 157	2,798.47	3,058.61	950.33	-	1,045.66	1,511.64	-
IGS-S-TOU Customer 158	2,813.45	2,814.74	970.90	-	977.09	1,328.14	-
IGS-S-TOU Customer 159	1,311.60	924.40	#N/A	#N/A	#N/A	#N/A	#N/A
IGS-S-TOU Customer 160	4,323.84	3,284.00	625.68	-	1,468.16	949.60	-
IGS-S-TOU Customer 161	2,742.24	2,552.69	837.22	-	1,007.52	1,167.46	-
IGS-S-TOU Customer 162	1,876.82	2,453.71	677.89	-	929.09	744.02	-
IGS-S-TOU Customer 163	3,899.04	3,882.60	336.12	-	1,322.88	557.76	-
IGS-S-TOU Customer 164	2,725.15	2,615.74	872.88	-	901.51	1,206.55	-
IGS-S-TOU Customer 165	2,626.86	2,660.46	960.84	-	983.76	#N/A	#N/A
IGS-S-TOU Customer 166	2,390.06	2,127.36	808.27	-	882.67	1,013.90	-
IGS-S-TOU Customer 167	1,625.98	1,676.99	#N/A	#N/A	#N/A	#N/A	#N/A
IGS-S-TOU Customer 168	2,926.40	2,808.99	900.83	-	974.56	41.12	-
IGS-S-TOU Customer 169	2,339.97	2,243.58	#N/A	#N/A	#N/A	#N/A	#N/A
IGS-S-TOU Customer 170	2,843.66	2,587.63	1,030.51	-	1,100.64	1,117.44	-
IGS-S-TOU Customer 171	2,887.12	2,492.84	1,110.24	-	1,209.48	868.92	-
IGS-S-TOU Customer 172	2,415.31	2,409.97	814.99	-	815.94	1,137.50	-
IGS-S-TOU Customer 173	2,250.48	2,179.36	800.32	-	864.24	896.64	-
IGS-S-TOU Customer 174	2,262.59	2,126.66	819.17	-	879.20	872.67	-
IGS-S-TOU Customer 175	2,162.78	2,095.58	#N/A	#N/A	#N/A	#N/A	#N/A
IGS-S-TOU Customer 176	2,418.10	2,099.47	868.25	-	910.51	855.12	-
IGS-S-TOU Customer 177	-	-	725.76	-	777.44	1,103.65	-
IGS-S-TOU Customer 178	2,718.82	2,743.23	170.53	-	912.54	288.03	-
IGS-S-TOU Customer 179	2,327.68	2,151.52	#N/A	#N/A	#N/A	#N/A	#N/A
IGS-S-TOU Customer 180	470.46	476.64	0.46	-	20.53	949.46	-
IGS-S-TOU Customer 181	3,504.00	2,971.80	1,074.10	-	1,204.80	1,280.20	-
IGS-S-TOU Customer 182	2,328.16	2,312.86	772.74	-	821.76	1,163.58	-
IGS-S-TOU Customer 183	2,344.40	2,320.16	1,057.76	-	1,049.60	764.00	-
IGS-S-TOU Customer 184	2,420.24	2,194.32	232.24	-	912.80	106.88	-
IGS-S-TOU Customer 185	2,056.02	2,022.06	770.64	-	817.98	876.18	-
IGS-S-TOU Customer 186	1,026.17	1,707.19	#N/A	#N/A	#N/A	#N/A	#N/A
IGS-S-TOU Customer 187	2,103.80	2,055.30	748.50	-	838.80	816.70	-
IGS-S-TOU Customer 188	4,280.40	4,129.56	1,478.96	-	1,568.32	1,652.64	-
IGS-S-TOU Customer 189	2,571.12	2,542.48	920.16	-	952.72	1,037.84	-

Attachment 19
Docket No. 2022-00152

Customer	All Other Shoulder	All Other Off-Peak	Jul-Aug On-Peak	Jul-Aug Shoulder	Jul-Aug Off-Peak	Dec-Feb On-Peak	Dec-Feb Shoulder
IGS-S-TOU Customer 190	2,469.70	2,420.23	925.44	-	1,000.78	992.02	-
IGS-S-TOU Customer 191	1,926.10	3,454.58	1,229.90	-	1,240.37	843.36	-
IGS-S-TOU Customer 192	4,122.30	4,028.10	633.60	-	1,392.50	938.40	-
IGS-S-TOU Customer 193	2,154.24	1,793.00	803.88	-	947.84	533.04	-
IGS-S-TOU Customer 194	170.32	186.96	#N/A	#N/A	#N/A	#N/A	#N/A
IGS-S-TOU Customer 195	2,664.16	2,518.88	148.40	-	990.88	153.28	-
IGS-S-TOU Customer 196	3,183.17	3,861.65	1,167.70	-	1,334.69	1,587.84	-
IGS-S-TOU Customer 197	2,847.10	2,355.14	1,074.24	-	1,110.79	1,023.98	-
IGS-S-TOU Customer 198	2,143.84	2,136.08	#N/A	#N/A	#N/A	#N/A	#N/A
IGS-S-TOU Customer 199	3,563.04	2,477.44	829.52	-	1,124.64	853.20	-
IGS-S-TOU Customer 200	2,034.16	1,483.16	448.76	-	572.12	633.00	-
IGS-S-TOU Customer 201	2,112.40	2,068.80	650.60	-	771.00	870.50	-
IGS-S-TOU Customer 202	1,483.52	3,728.72	1,180.80	-	1,282.24	1,124.32	-
IGS-S-TOU Customer 203	2,896.60	2,807.76	1,114.92	-	1,160.68	1,047.16	-
IGS-S-TOU Customer 204	3,673.32	2,924.52	1,090.92	-	1,407.24	1,131.12	-
IGS-S-TOU Customer 205	2,334.64	1,649.60	487.28	-	578.80	909.44	-

Total

Number of customers with im
% of customers with impacts
(16.88% RY1, 8.91% RY2, 7.5

**Stipulation
Attachment 19
Docket No. 2022-00152**

Customer	Dec-Feb Off-Peak	All Other On-Peak	All Other Shoulder	All Other Off-Peak	Jan - Dec Total kWh	Jan - Dec Billed kVar
IGS-S-TOU Customer 1	918.30	2,662.50	-	3,136.80	2,314,441	164.00
IGS-S-TOU Customer 2	#N/A	#N/A	#N/A	#N/A	2,202,805	1,025.20
IGS-S-TOU Customer 3	1,697.62	2,871.14	-	3,174.12	2,751,458	-
IGS-S-TOU Customer 4	2,638.08	5,675.04	-	6,048.72	1,592,345	80.40
IGS-S-TOU Customer 5	1,055.47	2,536.22	-	3,123.74	728,540	-
IGS-S-TOU Customer 6	1,568.70	3,013.20	-	3,304.80	3,129,227	-
IGS-S-TOU Customer 7	1,112.85	3,838.50	-	4,049.32	2,365,103	-
IGS-S-TOU Customer 8	370.01	1,275.48	-	3,247.56	1,289,579	2,036.16
IGS-S-TOU Customer 9	1,243.32	705.84	-	2,735.52	771,442	1,734.60
IGS-S-TOU Customer 10	#N/A	#N/A	#N/A	#N/A	3,040,102	270.56
IGS-S-TOU Customer 11	1,352.07	110.34	-	3,948.75	857,601	6,236.85
IGS-S-TOU Customer 12	828.43	2,491.67	-	2,884.28	2,172,840	237.00
IGS-S-TOU Customer 13	552.24	1,881.63	-	2,373.84	1,449,557	233.85
IGS-S-TOU Customer 14	1,285.65	2,877.39	-	3,092.04	1,855,236	245.70
IGS-S-TOU Customer 15	1,041.84	2,170.53	-	2,496.96	2,159,714	230.10
IGS-S-TOU Customer 16	792.29	3,888.62	-	4,304.83	2,917,697	71.52
IGS-S-TOU Customer 17	909.00	2,489.55	-	2,587.50	2,503,435	155.00
IGS-S-TOU Customer 18	1,727.46	3,873.60	-	4,329.54	3,952,881	146.10
IGS-S-TOU Customer 19	1,592.28	3,999.31	-	4,595.98	3,617,900	-
IGS-S-TOU Customer 20	806.17	2,861.55	-	3,094.65	2,319,482	123.75
IGS-S-TOU Customer 21	1,117.92	3,303.24	-	3,920.52	3,165,006	-
IGS-S-TOU Customer 22	2,231.64	5,241.60	-	5,547.84	5,898,857	-
IGS-S-TOU Customer 23	801.48	2,168.76	-	2,284.44	1,164,030	11.40
IGS-S-TOU Customer 24	1,004.76	2,723.04	-	2,791.44	2,441,248	-
IGS-S-TOU Customer 25	2,117.64	2,913.72	-	4,788.72	1,395,187	-
IGS-S-TOU Customer 26	1,212.12	2,356.56	-	2,466.27	2,089,204	10.65
IGS-S-TOU Customer 27	947.23	2,255.71	-	2,484.05	2,191,814	420.80
IGS-S-TOU Customer 28	1,207.85	3,094.60	-	3,349.74	3,083,733	-
IGS-S-TOU Customer 29	1,427.40	3,817.71	-	3,896.55	3,781,369	-
IGS-S-TOU Customer 30	1,031.88	2,720.28	-	2,783.28	2,475,784	64.80
IGS-S-TOU Customer 31	1,677.42	3,289.86	-	3,508.92	2,539,431	-
IGS-S-TOU Customer 32	1,335.48	2,478.36	-	2,611.44	2,046,834	2.40
IGS-S-TOU Customer 33	1,149.12	2,104.66	-	2,903.57	2,160,504	1,412.80
IGS-S-TOU Customer 34	1,038.96	1,721.23	-	2,601.89	1,359,502	252.08
IGS-S-TOU Customer 35	1,197.99	2,708.73	-	2,824.02	1,930,067	411.30
IGS-S-TOU Customer 36	1,192.50	2,184.60	-	2,847.00	1,693,703	99.30
IGS-S-TOU Customer 37	#N/A	#N/A	#N/A	#N/A	3,905,167	5,396.00

Attachment 19
Docket No. 2022-00152

Customer	Dec-Feb Off-Peak	All Other On-Peak	All Other Shoulder	All Other Off-Peak	Jan - Dec Total kWh	Jan - Dec Billed kVar
IGS-S-TOU Customer 38	2,570.16	5,905.68	-	6,028.32	7,091,982	-
IGS-S-TOU Customer 39	798.12	1,923.30	-	2,027.34	1,263,280	224.40
IGS-S-TOU Customer 40	1,086.77	3,071.18	-	3,754.80	2,511,325	-
IGS-S-TOU Customer 41	976.14	2,265.30	-	2,503.53	2,335,268	55.95
IGS-S-TOU Customer 42	1,309.23	2,867.31	-	3,176.55	3,074,182	-
IGS-S-TOU Customer 43	883.68	2,383.08	-	2,582.40	2,176,231	-
IGS-S-TOU Customer 44	1,015.92	2,556.60	-	2,750.76	2,611,248	98.20
IGS-S-TOU Customer 45	1,534.85	3,251.81	-	3,919.10	3,515,414	683.28
IGS-S-TOU Customer 46	2,650.05	6,212.97	-	6,526.35	6,099,239	2,835.45
IGS-S-TOU Customer 47	#N/A	#N/A	#N/A	#N/A	1,245,206	4,466.00
IGS-S-TOU Customer 48	1,162.08	2,830.32	-	2,984.67	2,640,140	11.70
IGS-S-TOU Customer 49	1,458.00	2,872.20	-	2,963.70	2,674,154	357.00
IGS-S-TOU Customer 50	946.78	2,344.46	-	2,644.75	2,214,433	333.44
IGS-S-TOU Customer 51	2,294.82	3,085.02	-	3,918.78	1,952,321	275.40
IGS-S-TOU Customer 52	109.80	734.04	-	3,984.57	721,700	1,925.85
IGS-S-TOU Customer 53	#N/A	#N/A	#N/A	#N/A	2,229,042	1,009.25
IGS-S-TOU Customer 54	1,440.81	4,363.83	-	4,521.78	3,941,532	-
IGS-S-TOU Customer 55	1,852.95	1,100.25	-	11,197.20	725,355	1,691.90
IGS-S-TOU Customer 56	52.37	1,311.12	-	2,368.46	527,228	1,028.56
IGS-S-TOU Customer 57	1,318.56	3,054.43	-	3,405.74	2,841,542	70.56
IGS-S-TOU Customer 58	852.96	2,242.50	-	2,387.46	2,216,495	174.50
IGS-S-TOU Customer 59	1,209.06	2,680.56	-	3,029.85	2,816,414	24.00
IGS-S-TOU Customer 60	916.11	2,438.55	-	2,521.53	2,537,669	143.25
IGS-S-TOU Customer 61	762.57	2,355.75	-	3,035.07	1,925,499	831.60
IGS-S-TOU Customer 62	112.22	2,353.58	-	2,912.93	1,378,330	-
IGS-S-TOU Customer 63	846.65	2,764.58	-	2,716.56	2,107,771	199.68
IGS-S-TOU Customer 64	1,385.28	3,623.28	-	3,874.68	3,582,922	-
IGS-S-TOU Customer 65	#N/A	#N/A	#N/A	#N/A	3,674,648	284.60
IGS-S-TOU Customer 66	1,096.29	1,399.50	-	2,722.50	1,372,983	386.25
IGS-S-TOU Customer 67	1,304.73	3,266.64	-	3,575.61	3,154,519	14.70
IGS-S-TOU Customer 68	1,550.52	4,213.35	-	4,403.61	4,281,971	2.40
IGS-S-TOU Customer 69	1,220.94	3,193.02	-	3,404.97	3,230,282	223.50
IGS-S-TOU Customer 70	1,024.56	2,800.26	-	3,144.46	2,518,997	210.18
IGS-S-TOU Customer 71	806.98	2,383.99	-	2,593.80	2,335,203	268.92
IGS-S-TOU Customer 72	#N/A	#N/A	#N/A	#N/A	4,025,420	-
IGS-S-TOU Customer 73	1,220.60	2,601.84	-	3,109.12	1,670,564	312.60
IGS-S-TOU Customer 74	1,161.58	2,561.09	-	3,353.52	455,138	-
IGS-S-TOU Customer 75	1,027.39	2,283.01	-	3,066.27	345,850	-

Attachment 19
Docket No. 2022-00152

Customer	Dec-Feb Off-Peak	All Other On-Peak	All Other Shoulder	All Other Off-Peak	Jan - Dec Total kWh	Jan - Dec Billed kVar
IGS-S-TOU Customer 76	#N/A	#N/A	#N/A	#N/A	162,600	-
IGS-S-TOU Customer 77	2,459.20	5,435.40	-	5,694.00	4,974,437	1,624.00
IGS-S-TOU Customer 78	778.12	785.60	-	815.50	2,041,184	-
IGS-S-TOU Customer 79	95.97	115.90	-	720.67	243,698	225.36
IGS-S-TOU Customer 80	1,208.32	2,916.80	-	3,529.84	2,221,593	2,302.00
IGS-S-TOU Customer 81	1,659.92	4,354.16	-	4,564.00	4,159,024	-
IGS-S-TOU Customer 82	#N/A	#N/A	#N/A	#N/A	#N/A	#N/A
IGS-S-TOU Customer 83	#N/A	#N/A	#N/A	#N/A	1,258,906	191.32
IGS-S-TOU Customer 84	1,183.50	1,819.98	-	1,923.12	1,418,607	-
IGS-S-TOU Customer 85	1,947.92	2,063.52	-	3,087.20	1,162,736	-
IGS-S-TOU Customer 86	#N/A	97.60	-	168.03	#N/A	#N/A
IGS-S-TOU Customer 87	#N/A	#N/A	#N/A	#N/A	2,035,579	-
IGS-S-TOU Customer 88	1,409.02	2,753.31	-	3,571.33	1,188,868	-
IGS-S-TOU Customer 89	#N/A	#N/A	#N/A	#N/A	2,536,957	330.24
IGS-S-TOU Customer 90	1,290.91	3,007.73	-	3,275.38	3,077,847	6.84
IGS-S-TOU Customer 91	471.36	1,349.94	-	1,520.94	2,992,592	81.75
IGS-S-TOU Customer 92	1,283.80	2,843.00	-	3,106.40	1,480,370	1,897.90
IGS-S-TOU Customer 93	#N/A	#N/A	#N/A	#N/A	1,208,389	-
IGS-S-TOU Customer 94	1,234.05	1,154.29	-	2,235.63	110,350	-
IGS-S-TOU Customer 95	1,916.11	1,366.70	-	4,355.86	58,563	398.16
IGS-S-TOU Customer 96	2,186.04	2,494.56	-	4,879.92	84,389	6.90
IGS-S-TOU Customer 97	#N/A	#N/A	#N/A	#N/A	#N/A	#N/A
IGS-S-TOU Customer 98	1,012.20	1,351.20	-	1,641.36	#N/A	#N/A
IGS-S-TOU Customer 99	797.04	3,574.03	-	3,913.20	2,390,094	111.24
IGS-S-TOU Customer 100	1,454.04	3,249.84	-	3,533.36	2,286,551	775.70
IGS-S-TOU Customer 101	1,230.80	2,546.24	-	2,981.84	2,641,326	-
IGS-S-TOU Customer 102	2,549.28	2,380.44	-	5,979.78	2,855,204	96.00
IGS-S-TOU Customer 103	301.80	506.76	-	578.52	#N/A	#N/A
IGS-S-TOU Customer 104	984.90	2,264.42	-	2,839.01	1,908,097	-
IGS-S-TOU Customer 105	#N/A	#N/A	#N/A	#N/A	2,519,344	163.44
IGS-S-TOU Customer 106	#N/A	1,335.74	-	2,432.26	1,431,820	391.80
IGS-S-TOU Customer 107	1,313.22	1,276.24	-	2,602.24	613,337	888.84
IGS-S-TOU Customer 108	979.36	1,962.60	-	2,727.36	1,761,683	587.70
IGS-S-TOU Customer 109	#N/A	#N/A	#N/A	#N/A	#N/A	#N/A
IGS-S-TOU Customer 110	1,360.10	253.34	-	377.60	189,023	420.48
IGS-S-TOU Customer 111	823.58	2,158.30	-	2,389.70	1,168,128	-
IGS-S-TOU Customer 112	221.36	-	-	-	1,876,650	9.00
IGS-S-TOU Customer 113	1,228.58	847.46	-	1,388.99	179,341	0.80

Attachment 19
Docket No. 2022-00152

Customer	Dec-Feb Off-Peak	All Other On-Peak	All Other Shoulder	All Other Off-Peak	Jan - Dec Total kWh	Jan - Dec Billed kVar
IGS-S-TOU Customer 114	1,851.48	4,854.18	-	5,043.66	4,249,433	-
IGS-S-TOU Customer 115	#N/A	#N/A	#N/A	#N/A	842,995	-
IGS-S-TOU Customer 116	1,296.76	1,735.52	-	2,340.00	1,497,763	1,243.80
IGS-S-TOU Customer 117	1,939.30	4,617.89	-	4,695.74	1,166,501	1,108.80
IGS-S-TOU Customer 118	#N/A	#N/A	#N/A	#N/A	#N/A	#N/A
IGS-S-TOU Customer 119	907.35	1,639.35	-	2,879.85	1,279,391	44.25
IGS-S-TOU Customer 120	1,302.50	965.06	-	2,895.97	1,936,945	-
IGS-S-TOU Customer 121	#N/A	266.98	-	2,051.71	-	486.36
IGS-S-TOU Customer 122	1,726.40	3,847.04	-	4,066.64	2,903,405	-
IGS-S-TOU Customer 123	1,105.05	3,098.55	-	3,241.05	2,891,630	-
IGS-S-TOU Customer 124	1,451.85	3,374.55	-	3,561.45	3,716,787	-
IGS-S-TOU Customer 125	787.20	2,558.08	-	2,744.80	2,156,221	-
IGS-S-TOU Customer 126	786.43	2,337.25	-	2,824.32	1,999,799	-
IGS-S-TOU Customer 127	1,374.18	3,720.18	-	3,928.56	3,602,494	-
IGS-S-TOU Customer 128	1,115.80	2,843.52	-	3,042.28	2,871,691	-
IGS-S-TOU Customer 129	1,244.10	23.42	-	530.69	182,453	8.88
IGS-S-TOU Customer 130	1,241.15	2,451.97	-	3,012.58	1,637,282	1,638.24
IGS-S-TOU Customer 131	817.14	2,941.56	-	3,369.24	2,335,203	311.10
IGS-S-TOU Customer 132	#N/A	#N/A	#N/A	#N/A	656,505	-
IGS-S-TOU Customer 133	986.02	2,923.15	-	3,288.91	2,813,433	361.32
IGS-S-TOU Customer 134	948.86	2,415.12	-	2,504.06	2,182,761	140.16
IGS-S-TOU Customer 135	1,083.04	2,691.36	-	2,902.72	1,569,635	385.60
IGS-S-TOU Customer 136	984.24	2,200.08	-	2,475.68	2,234,694	-
IGS-S-TOU Customer 137	#N/A	#N/A	#N/A	#N/A	#N/A	#N/A
IGS-S-TOU Customer 138	1,285.20	1,256.36	-	2,780.04	1,282,288	2,736.60
IGS-S-TOU Customer 139	#N/A	#N/A	#N/A	#N/A	#N/A	#N/A
IGS-S-TOU Customer 140	1,332.90	2,611.05	-	3,055.65	1,128,304	57.38
IGS-S-TOU Customer 141	#N/A	#N/A	#N/A	#N/A	2,799,904	1,257.96
IGS-S-TOU Customer 142	1,195.90	3,209.28	-	3,381.54	2,881,727	327.92
IGS-S-TOU Customer 143	1,488.54	4,608.96	-	5,214.24	4,323,700	-
IGS-S-TOU Customer 144	#N/A	#N/A	#N/A	#N/A	2,267,167	45.30
IGS-S-TOU Customer 145	1,068.82	1,947.02	-	3,018.12	1,405,152	1,325.58
IGS-S-TOU Customer 146	925.76	2,367.92	-	2,778.88	2,130,398	11.60
IGS-S-TOU Customer 147	#N/A	#N/A	#N/A	#N/A	1,621,150	13.50
IGS-S-TOU Customer 148	1,203.06	2,714.38	-	2,894.72	1,714,172	267.56
IGS-S-TOU Customer 149	1,385.38	2,768.19	-	3,285.92	3,094,243	-
IGS-S-TOU Customer 150	1,422.30	3,292.92	-	3,379.14	2,942,623	1,204.65
IGS-S-TOU Customer 151	1,415.04	2,466.62	-	2,787.98	1,614,171	50.16

Attachment 19
Docket No. 2022-00152

Customer	Dec-Feb Off-Peak	All Other On-Peak	All Other Shoulder	All Other Off-Peak	Jan - Dec Total kWh	Jan - Dec Billed kVar
IGS-S-TOU Customer 152	#N/A	#N/A	#N/A	#N/A	2,048,982	90.45
IGS-S-TOU Customer 153	#N/A	#N/A	#N/A	#N/A	1,391,564	238.86
IGS-S-TOU Customer 154	#N/A	#N/A	#N/A	#N/A	1,582,169	168.38
IGS-S-TOU Customer 155	2,545.04	5,376.32	-	5,994.24	2,746,738	-
IGS-S-TOU Customer 156	2,212.58	4,401.94	-	5,035.44	2,114,957	156.30
IGS-S-TOU Customer 157	1,555.80	3,574.87	-	3,548.45	2,437,098	-
IGS-S-TOU Customer 158	1,354.22	3,235.03	-	3,335.42	2,336,487	729.18
IGS-S-TOU Customer 159	#N/A	#N/A	#N/A	#N/A	1,078,541	-
IGS-S-TOU Customer 160	2,344.08	2,148.64	-	5,134.64	1,987,898	6,479.80
IGS-S-TOU Customer 161	1,478.21	2,844.00	-	3,423.74	2,250,827	572.16
IGS-S-TOU Customer 162	874.83	1,809.50	-	2,815.54	225,711	-
IGS-S-TOU Customer 163	2,181.84	1,175.76	-	4,711.80	2,127,745	5,414.70
IGS-S-TOU Customer 164	1,323.00	2,951.71	-	3,278.57	2,948,168	663.30
IGS-S-TOU Customer 165	#N/A	#N/A	#N/A	#N/A	2,720,384	356.55
IGS-S-TOU Customer 166	1,086.62	2,459.42	-	2,765.09	2,433,785	-
IGS-S-TOU Customer 167	#N/A	#N/A	#N/A	#N/A	1,245,791	82.88
IGS-S-TOU Customer 168	191.71	2,310.91	-	2,989.15	648,662	1,226.32
IGS-S-TOU Customer 169	#N/A	#N/A	#N/A	#N/A	2,077,996	150.00
IGS-S-TOU Customer 170	1,120.75	3,232.27	-	3,333.94	2,114,050	134.28
IGS-S-TOU Customer 171	1,023.04	2,832.32	-	3,242.28	2,547,216	127.30
IGS-S-TOU Customer 172	1,153.90	2,777.87	-	2,812.16	3,319,827	-
IGS-S-TOU Customer 173	983.68	2,373.20	-	2,587.04	2,365,154	219.20
IGS-S-TOU Customer 174	980.99	2,319.26	-	2,600.96	2,224,627	554.64
IGS-S-TOU Customer 175	#N/A	#N/A	#N/A	#N/A	2,268,668	230.40
IGS-S-TOU Customer 176	965.38	2,449.90	-	2,801.64	1,963,194	532.56
IGS-S-TOU Customer 177	1,021.95	2,572.35	-	2,570.59	#N/A	#N/A
IGS-S-TOU Customer 178	1,429.38	698.82	-	3,293.44	935,433	2,095.04
IGS-S-TOU Customer 179	#N/A	#N/A	#N/A	#N/A	2,128,888	-
IGS-S-TOU Customer 180	990.16	598.22	-	806.58	328,168	206.44
IGS-S-TOU Customer 181	1,626.80	3,354.70	-	4,043.80	3,362,126	726.25
IGS-S-TOU Customer 182	1,294.30	2,693.34	-	2,841.18	1,996,751	-
IGS-S-TOU Customer 183	1,076.08	2,513.60	-	2,796.00	1,684,382	1,334.80
IGS-S-TOU Customer 184	986.88	356.64	-	2,780.72	955,037	-
IGS-S-TOU Customer 185	886.80	2,249.10	-	2,406.12	2,194,577	243.30
IGS-S-TOU Customer 186	#N/A	#N/A	#N/A	#N/A	693,535	-
IGS-S-TOU Customer 187	890.20	2,183.40	-	2,448.10	2,249,858	344.50
IGS-S-TOU Customer 188	1,901.12	4,682.64	-	5,015.72	4,804,964	-
IGS-S-TOU Customer 189	1,074.08	2,839.60	-	2,952.80	2,851,533	193.40

Attachment 19
Docket No. 2022-00152

Customer	Dec-Feb Off-Peak	All Other On-Peak	All Other Shoulder	All Other Off-Peak	Jan - Dec Total kWh	Jan - Dec Billed kVar
IGS-S-TOU Customer 190	1,092.58	2,693.40	-	2,907.46	2,560,650	131.40
IGS-S-TOU Customer 191	2,040.46	2,858.66	-	4,205.02	921,082	-
IGS-S-TOU Customer 192	2,096.60	2,218.50	-	4,840.70	3,212,712	3,897.25
IGS-S-TOU Customer 193	585.20	2,029.16	-	2,402.52	1,214,280	304.00
IGS-S-TOU Customer 194	#N/A	#N/A	#N/A	#N/A	#N/A	#N/A
IGS-S-TOU Customer 195	1,273.36	468.24	-	3,130.40	1,065,879	112.40
IGS-S-TOU Customer 196	1,883.81	3,867.98	-	4,488.05	3,536,570	1,792.08
IGS-S-TOU Customer 197	1,138.25	2,972.52	-	3,239.30	1,944,729	-
IGS-S-TOU Customer 198	#N/A	#N/A	#N/A	#N/A	2,408,592	122.60
IGS-S-TOU Customer 199	1,268.00	2,694.16	-	4,138.56	2,384,493	188.20
IGS-S-TOU Customer 200	1,164.60	1,688.52	-	2,653.56	1,469,403	-
IGS-S-TOU Customer 201	1,136.60	2,056.70	-	2,741.00	1,335,930	415.50
IGS-S-TOU Customer 202	1,317.28	3,674.32	-	4,371.28	1,044,552	686.80
IGS-S-TOU Customer 203	1,147.72	3,132.48	-	3,320.16	3,081,587	5.70
IGS-S-TOU Customer 204	1,536.48	3,183.36	-	4,246.80	2,637,695	1,593.60
IGS-S-TOU Customer 205	1,436.88	1,939.92	-	3,029.60	1,927,716	21.60

Total

Number of customers with im
 % of customers with impacts
 (16.88% RY1, 8.91% RY2, 7.5

**Stipulation
Attachment 19
Docket No. 2022-00152**

Customer	Distribution 7/22 Prices	Distribution 8/23 Prices	Distribution % Difference	Delivery 1/23 Prices	Delivery 8/23 Prices	Delivery % Difference
IGS-S-TOU Customer 1	\$ 24,998.90	\$ 26,144.50	4.58%	\$ 88,299.11	\$ 89,444.71	1.30%
IGS-S-TOU Customer 2	\$ 26,567.62	\$ 27,791.38	4.61%	\$ 93,798.41	\$ 95,022.17	1.30%
IGS-S-TOU Customer 3	\$ 25,913.60	\$ 27,100.06	4.58%	\$ 94,227.90	\$ 95,414.35	1.26%
IGS-S-TOU Customer 4	\$ 19,992.64	\$ 20,908.13	4.58%	\$ 87,705.69	\$ 88,621.19	1.04%
IGS-S-TOU Customer 5	\$ 25,436.76	\$ 26,601.26	4.58%	\$ 96,632.78	\$ 97,797.28	1.21%
IGS-S-TOU Customer 6	\$ 27,905.01	\$ 29,182.76	4.58%	\$ 98,569.24	\$ 99,846.99	1.30%
IGS-S-TOU Customer 7	\$ 28,579.68	\$ 29,888.34	4.58%	\$ 104,094.82	\$ 105,403.47	1.26%
IGS-S-TOU Customer 8	\$ 25,942.90	\$ 27,145.34	4.63%	\$ 90,548.68	\$ 91,751.11	1.33%
IGS-S-TOU Customer 9	\$ 24,797.61	\$ 25,945.46	4.63%	\$ 88,533.48	\$ 89,681.34	1.30%
IGS-S-TOU Customer 10	\$ 48,076.50	\$ 50,281.25	4.59%	\$ 182,969.93	\$ 185,174.68	1.20%
IGS-S-TOU Customer 11	\$ 37,711.80	\$ 39,484.55	4.70%	\$ 125,443.43	\$ 127,216.17	1.41%
IGS-S-TOU Customer 12	\$ 23,421.67	\$ 24,495.46	4.58%	\$ 81,355.53	\$ 82,429.32	1.32%
IGS-S-TOU Customer 13	\$ 18,735.97	\$ 19,594.87	4.58%	\$ 63,948.91	\$ 64,807.81	1.34%
IGS-S-TOU Customer 14	\$ 25,089.67	\$ 26,240.09	4.59%	\$ 92,745.81	\$ 93,896.23	1.24%
IGS-S-TOU Customer 15	\$ 21,855.61	\$ 22,857.56	4.58%	\$ 77,048.32	\$ 78,050.27	1.30%
IGS-S-TOU Customer 16	\$ 33,330.68	\$ 34,857.53	4.58%	\$ 118,656.64	\$ 120,183.49	1.29%
IGS-S-TOU Customer 17	\$ 21,186.13	\$ 22,156.85	4.58%	\$ 72,044.05	\$ 73,014.77	1.35%
IGS-S-TOU Customer 18	\$ 33,318.40	\$ 34,845.39	4.58%	\$ 116,462.07	\$ 117,989.06	1.31%
IGS-S-TOU Customer 19	\$ 36,717.03	\$ 38,398.79	4.58%	\$ 132,065.38	\$ 133,747.14	1.27%
IGS-S-TOU Customer 20	\$ 24,188.62	\$ 25,296.76	4.58%	\$ 85,132.86	\$ 86,241.00	1.30%
IGS-S-TOU Customer 21	\$ 29,865.01	\$ 31,232.57	4.58%	\$ 105,955.83	\$ 107,323.39	1.29%
IGS-S-TOU Customer 22	\$ 44,100.65	\$ 46,121.08	4.58%	\$ 154,949.82	\$ 156,970.24	1.30%
IGS-S-TOU Customer 23	\$ 18,836.23	\$ 19,698.13	4.58%	\$ 68,809.49	\$ 69,671.39	1.25%
IGS-S-TOU Customer 24	\$ 23,108.45	\$ 24,166.18	4.58%	\$ 80,636.53	\$ 81,694.27	1.31%
IGS-S-TOU Customer 25	\$ 31,010.91	\$ 32,431.04	4.58%	\$ 125,310.04	\$ 126,730.17	1.13%
IGS-S-TOU Customer 26	\$ 22,080.27	\$ 23,090.94	4.58%	\$ 78,275.85	\$ 79,286.52	1.29%
IGS-S-TOU Customer 27	\$ 21,285.27	\$ 22,262.46	4.59%	\$ 71,505.64	\$ 72,482.83	1.37%
IGS-S-TOU Customer 28	\$ 26,810.73	\$ 28,038.25	4.58%	\$ 93,104.45	\$ 94,331.97	1.32%
IGS-S-TOU Customer 29	\$ 31,790.25	\$ 33,246.07	4.58%	\$ 112,246.80	\$ 113,702.62	1.30%
IGS-S-TOU Customer 30	\$ 23,461.18	\$ 24,535.55	4.58%	\$ 81,279.67	\$ 82,354.04	1.32%
IGS-S-TOU Customer 31	\$ 28,072.81	\$ 29,358.27	4.58%	\$ 102,276.18	\$ 103,561.64	1.26%
IGS-S-TOU Customer 32	\$ 22,236.50	\$ 23,254.30	4.58%	\$ 79,725.15	\$ 80,742.95	1.28%
IGS-S-TOU Customer 33	\$ 25,133.60	\$ 26,294.51	4.62%	\$ 85,496.68	\$ 86,657.59	1.36%
IGS-S-TOU Customer 34	\$ 21,237.95	\$ 22,211.80	4.59%	\$ 76,675.54	\$ 77,649.39	1.27%
IGS-S-TOU Customer 35	\$ 23,970.75	\$ 25,071.06	4.59%	\$ 85,175.72	\$ 86,276.04	1.29%
IGS-S-TOU Customer 36	\$ 22,864.83	\$ 23,912.20	4.58%	\$ 83,429.22	\$ 84,476.59	1.26%
IGS-S-TOU Customer 37	\$ 54,764.03	\$ 57,312.69	4.65%	\$ 189,039.71	\$ 191,588.37	1.35%

Attachment 19
Docket No. 2022-00152

Customer	Distribution 7/22 Prices	Distribution 8/23 Prices	Distribution % Difference	Delivery 1/23 Prices	Delivery 8/23 Prices	Delivery % Difference
IGS-S-TOU Customer 38	\$ 48,630.13	\$ 50,858.28	4.58%	\$ 170,412.43	\$ 172,640.58	1.31%
IGS-S-TOU Customer 39	\$ 18,833.06	\$ 19,696.31	4.58%	\$ 66,295.84	\$ 67,159.09	1.30%
IGS-S-TOU Customer 40	\$ 27,588.17	\$ 28,851.31	4.58%	\$ 98,630.74	\$ 99,893.89	1.28%
IGS-S-TOU Customer 41	\$ 21,013.59	\$ 21,975.66	4.58%	\$ 73,062.45	\$ 74,024.53	1.32%
IGS-S-TOU Customer 42	\$ 26,247.40	\$ 27,449.11	4.58%	\$ 91,365.47	\$ 92,567.18	1.32%
IGS-S-TOU Customer 43	\$ 21,188.22	\$ 22,157.89	4.58%	\$ 73,342.35	\$ 74,312.02	1.32%
IGS-S-TOU Customer 44	\$ 22,727.39	\$ 23,768.38	4.58%	\$ 78,060.61	\$ 79,101.60	1.33%
IGS-S-TOU Customer 45	\$ 32,333.57	\$ 33,819.33	4.60%	\$ 112,895.47	\$ 114,381.23	1.32%
IGS-S-TOU Customer 46	\$ 55,143.71	\$ 57,691.13	4.62%	\$ 190,277.15	\$ 192,824.57	1.34%
IGS-S-TOU Customer 47	\$ 32,451.45	\$ 33,970.16	4.68%	\$ 109,888.31	\$ 111,407.02	1.38%
IGS-S-TOU Customer 48	\$ 25,072.97	\$ 26,220.85	4.58%	\$ 87,362.85	\$ 88,510.73	1.31%
IGS-S-TOU Customer 49	\$ 25,703.60	\$ 26,882.95	4.59%	\$ 90,474.89	\$ 91,654.24	1.30%
IGS-S-TOU Customer 50	\$ 22,041.42	\$ 23,052.65	4.59%	\$ 74,865.90	\$ 75,877.13	1.35%
IGS-S-TOU Customer 51	\$ 30,271.15	\$ 31,659.52	4.59%	\$ 116,777.73	\$ 118,166.10	1.19%
IGS-S-TOU Customer 52	\$ 32,890.57	\$ 34,410.76	4.62%	\$ 120,764.45	\$ 122,284.64	1.26%
IGS-S-TOU Customer 53	\$ 23,817.46	\$ 24,915.06	4.61%	\$ 80,061.20	\$ 81,158.80	1.37%
IGS-S-TOU Customer 54	\$ 36,468.51	\$ 38,138.80	4.58%	\$ 129,227.64	\$ 130,897.94	1.29%
IGS-S-TOU Customer 55	\$ 86,293.95	\$ 90,261.12	4.60%	\$ 340,815.88	\$ 344,783.05	1.16%
IGS-S-TOU Customer 56	\$ 19,464.54	\$ 20,362.60	4.61%	\$ 69,882.71	\$ 70,780.77	1.29%
IGS-S-TOU Customer 57	\$ 27,905.62	\$ 29,183.86	4.58%	\$ 98,683.35	\$ 99,961.60	1.30%
IGS-S-TOU Customer 58	\$ 20,007.99	\$ 20,924.82	4.58%	\$ 67,866.42	\$ 68,783.26	1.35%
IGS-S-TOU Customer 59	\$ 25,162.24	\$ 26,314.32	4.58%	\$ 87,773.29	\$ 88,925.38	1.31%
IGS-S-TOU Customer 60	\$ 21,275.29	\$ 22,250.01	4.58%	\$ 72,198.99	\$ 73,173.71	1.35%
IGS-S-TOU Customer 61	\$ 24,117.56	\$ 25,227.57	4.60%	\$ 83,897.82	\$ 85,007.82	1.32%
IGS-S-TOU Customer 62	\$ 19,002.40	\$ 19,871.77	4.58%	\$ 65,376.09	\$ 66,245.45	1.33%
IGS-S-TOU Customer 63	\$ 22,562.54	\$ 23,596.67	4.58%	\$ 79,816.59	\$ 80,850.73	1.30%
IGS-S-TOU Customer 64	\$ 31,171.22	\$ 32,598.66	4.58%	\$ 108,608.78	\$ 110,036.22	1.31%
IGS-S-TOU Customer 65	\$ 47,169.41	\$ 49,332.66	4.59%	\$ 174,993.88	\$ 177,157.13	1.24%
IGS-S-TOU Customer 66	\$ 22,364.79	\$ 23,391.28	4.59%	\$ 81,527.43	\$ 82,553.93	1.26%
IGS-S-TOU Customer 67	\$ 29,138.66	\$ 30,473.00	4.58%	\$ 102,487.49	\$ 103,821.83	1.30%
IGS-S-TOU Customer 68	\$ 35,503.88	\$ 37,130.01	4.58%	\$ 125,089.10	\$ 126,715.23	1.30%
IGS-S-TOU Customer 69	\$ 28,488.91	\$ 29,794.96	4.58%	\$ 98,484.88	\$ 99,790.93	1.33%
IGS-S-TOU Customer 70	\$ 25,815.94	\$ 26,999.35	4.58%	\$ 90,065.58	\$ 91,248.98	1.31%
IGS-S-TOU Customer 71	\$ 21,813.40	\$ 22,813.67	4.59%	\$ 73,862.53	\$ 74,862.80	1.35%
IGS-S-TOU Customer 72	\$ 33,083.70	\$ 34,598.82	4.58%	\$ 115,862.62	\$ 117,377.74	1.31%
IGS-S-TOU Customer 73	\$ 24,296.79	\$ 25,411.32	4.59%	\$ 91,830.13	\$ 92,944.67	1.21%
IGS-S-TOU Customer 74	\$ 23,967.00	\$ 25,064.08	4.58%	\$ 90,282.59	\$ 91,379.67	1.22%
IGS-S-TOU Customer 75	\$ 21,029.52	\$ 21,991.92	4.58%	\$ 80,982.12	\$ 81,944.53	1.19%

Attachment 19
Docket No. 2022-00152

Customer	Distribution 7/22 Prices	Distribution 8/23 Prices	Distribution % Difference	Delivery 1/23 Prices	Delivery 8/23 Prices	Delivery % Difference
IGS-S-TOU Customer 76	\$ 24,653.93	\$ 25,782.47	4.58%	\$ 95,221.55	\$ 96,350.09	1.19%
IGS-S-TOU Customer 77	\$ 46,893.81	\$ 49,054.15	4.61%	\$ 164,420.69	\$ 166,581.03	1.31%
IGS-S-TOU Customer 78	\$ 8,256.41	\$ 8,633.20	4.56%	\$ 23,218.86	\$ 23,595.65	1.62%
IGS-S-TOU Customer 79	\$ 11,836.80	\$ 12,379.01	4.58%	\$ 39,642.39	\$ 40,184.61	1.37%
IGS-S-TOU Customer 80	\$ 30,537.61	\$ 31,952.71	4.63%	\$ 103,403.13	\$ 104,818.24	1.37%
IGS-S-TOU Customer 81	\$ 36,147.63	\$ 37,803.31	4.58%	\$ 127,466.76	\$ 129,122.43	1.30%
IGS-S-TOU Customer 82	#N/A	#N/A	#N/A	#N/A	#N/A	#N/A
IGS-S-TOU Customer 83	\$ 19,750.30	\$ 20,655.42	4.58%	\$ 70,553.94	\$ 71,459.07	1.28%
IGS-S-TOU Customer 84	\$ 17,000.66	\$ 17,778.37	4.57%	\$ 62,430.05	\$ 63,207.76	1.25%
IGS-S-TOU Customer 85	\$ 23,348.79	\$ 24,417.65	4.58%	\$ 94,414.82	\$ 95,483.68	1.13%
IGS-S-TOU Customer 86	#N/A	#N/A	#N/A	#N/A	#N/A	#N/A
IGS-S-TOU Customer 87	\$ 23,636.55	\$ 24,718.53	4.58%	\$ 84,363.64	\$ 85,445.62	1.28%
IGS-S-TOU Customer 88	\$ 27,581.73	\$ 28,844.64	4.58%	\$ 102,316.33	\$ 103,579.24	1.23%
IGS-S-TOU Customer 89	\$ 21,512.66	\$ 22,499.64	4.59%	\$ 72,562.87	\$ 73,549.84	1.36%
IGS-S-TOU Customer 90	\$ 26,813.28	\$ 28,040.97	4.58%	\$ 92,994.26	\$ 94,221.95	1.32%
IGS-S-TOU Customer 91	\$ 31,050.34	\$ 32,472.88	4.58%	\$ 111,742.14	\$ 113,164.68	1.27%
IGS-S-TOU Customer 92	\$ 27,461.03	\$ 28,732.19	4.63%	\$ 95,894.27	\$ 97,165.44	1.33%
IGS-S-TOU Customer 93	\$ 25,241.35	\$ 26,396.87	4.58%	\$ 94,685.22	\$ 95,840.74	1.22%
IGS-S-TOU Customer 94	\$ 16,055.30	\$ 16,789.69	4.57%	\$ 70,627.51	\$ 71,361.91	1.04%
IGS-S-TOU Customer 95	\$ 35,604.54	\$ 37,238.28	4.59%	\$ 141,366.44	\$ 143,000.17	1.16%
IGS-S-TOU Customer 96	\$ 39,124.23	\$ 40,916.52	4.58%	\$ 157,405.51	\$ 159,197.80	1.14%
IGS-S-TOU Customer 97	#N/A	#N/A	#N/A	#N/A	#N/A	#N/A
IGS-S-TOU Customer 98	#N/A	#N/A	#N/A	#N/A	#N/A	#N/A
IGS-S-TOU Customer 99	\$ 30,236.28	\$ 31,621.56	4.58%	\$ 109,182.64	\$ 110,567.92	1.27%
IGS-S-TOU Customer 100	\$ 29,958.74	\$ 31,336.27	4.60%	\$ 106,658.37	\$ 108,035.90	1.29%
IGS-S-TOU Customer 101	\$ 22,903.74	\$ 23,952.10	4.58%	\$ 78,563.79	\$ 79,612.15	1.33%
IGS-S-TOU Customer 102	\$ 47,937.87	\$ 50,134.97	4.58%	\$ 181,292.14	\$ 183,489.24	1.21%
IGS-S-TOU Customer 103	#N/A	#N/A	#N/A	#N/A	#N/A	#N/A
IGS-S-TOU Customer 104	\$ 23,198.46	\$ 24,260.27	4.58%	\$ 81,176.76	\$ 82,238.57	1.31%
IGS-S-TOU Customer 105	\$ 31,392.09	\$ 32,830.90	4.58%	\$ 112,788.90	\$ 114,227.71	1.28%
IGS-S-TOU Customer 106	\$ 20,633.23	\$ 21,580.41	4.59%	\$ 75,250.01	\$ 76,197.19	1.26%
IGS-S-TOU Customer 107	\$ 22,670.27	\$ 23,714.43	4.61%	\$ 84,456.33	\$ 85,500.49	1.24%
IGS-S-TOU Customer 108	\$ 23,286.53	\$ 24,356.68	4.60%	\$ 81,661.99	\$ 82,732.15	1.31%
IGS-S-TOU Customer 109	#N/A	#N/A	#N/A	#N/A	#N/A	#N/A
IGS-S-TOU Customer 110	\$ 9,073.47	\$ 9,490.78	4.60%	\$ 31,538.89	\$ 31,956.19	1.32%
IGS-S-TOU Customer 111	\$ 18,987.50	\$ 19,856.29	4.58%	\$ 69,243.15	\$ 70,111.94	1.25%
IGS-S-TOU Customer 112	\$ 2,729.73	\$ 2,853.07	4.52%	\$ (1,158.66)	\$ (1,035.32)	-10.65%
IGS-S-TOU Customer 113	\$ 12,208.21	\$ 12,766.24	4.57%	\$ 51,786.86	\$ 52,344.89	1.08%

Attachment 19
Docket No. 2022-00152

Customer	Distribution 7/22 Prices	Distribution 8/23 Prices	Distribution % Difference	Delivery 1/23 Prices	Delivery 8/23 Prices	Delivery % Difference
IGS-S-TOU Customer 114	\$ 39,214.24	\$ 41,010.54	4.58%	\$ 143,622.55	\$ 145,418.85	1.25%
IGS-S-TOU Customer 115	\$ 20,416.85	\$ 21,351.13	4.58%	\$ 74,525.94	\$ 75,460.22	1.25%
IGS-S-TOU Customer 116	\$ 22,160.34	\$ 23,183.72	4.62%	\$ 76,772.79	\$ 77,796.16	1.33%
IGS-S-TOU Customer 117	\$ 38,443.61	\$ 40,212.68	4.60%	\$ 147,545.59	\$ 149,314.66	1.20%
IGS-S-TOU Customer 118	#N/A	#N/A	#N/A	#N/A	#N/A	#N/A
IGS-S-TOU Customer 119	\$ 22,103.17	\$ 23,115.17	4.58%	\$ 80,068.87	\$ 81,080.87	1.26%
IGS-S-TOU Customer 120	\$ 24,772.17	\$ 25,906.23	4.58%	\$ 89,902.00	\$ 91,036.06	1.26%
IGS-S-TOU Customer 121	\$ 16,453.43	\$ 17,209.54	4.60%	\$ 64,749.25	\$ 65,505.35	1.17%
IGS-S-TOU Customer 122	\$ 32,608.50	\$ 34,101.93	4.58%	\$ 120,904.73	\$ 122,398.16	1.24%
IGS-S-TOU Customer 123	\$ 26,416.79	\$ 27,626.20	4.58%	\$ 92,464.06	\$ 93,673.47	1.31%
IGS-S-TOU Customer 124	\$ 28,840.46	\$ 30,161.09	4.58%	\$ 99,697.16	\$ 101,017.79	1.32%
IGS-S-TOU Customer 125	\$ 22,134.95	\$ 23,148.01	4.58%	\$ 76,864.19	\$ 77,877.25	1.32%
IGS-S-TOU Customer 126	\$ 23,118.86	\$ 24,177.01	4.58%	\$ 80,781.09	\$ 81,839.23	1.31%
IGS-S-TOU Customer 127	\$ 31,619.30	\$ 33,067.27	4.58%	\$ 110,329.86	\$ 111,777.83	1.31%
IGS-S-TOU Customer 128	\$ 25,059.97	\$ 26,207.18	4.58%	\$ 86,638.80	\$ 87,786.01	1.32%
IGS-S-TOU Customer 129	\$ 8,395.60	\$ 8,778.84	4.56%	\$ 32,902.27	\$ 33,285.52	1.16%
IGS-S-TOU Customer 130	\$ 26,320.46	\$ 27,537.43	4.62%	\$ 91,265.80	\$ 92,482.77	1.33%
IGS-S-TOU Customer 131	\$ 26,121.30	\$ 27,319.41	4.59%	\$ 90,533.98	\$ 91,732.09	1.32%
IGS-S-TOU Customer 132	\$ 12,722.23	\$ 13,303.60	4.57%	\$ 45,055.24	\$ 45,636.60	1.29%
IGS-S-TOU Customer 133	\$ 25,466.11	\$ 26,634.57	4.59%	\$ 86,733.41	\$ 87,901.87	1.35%
IGS-S-TOU Customer 134	\$ 21,151.23	\$ 22,120.25	4.58%	\$ 73,434.31	\$ 74,403.32	1.32%
IGS-S-TOU Customer 135	\$ 24,311.54	\$ 25,427.25	4.59%	\$ 87,641.89	\$ 88,757.60	1.27%
IGS-S-TOU Customer 136	\$ 19,818.32	\$ 20,725.21	4.58%	\$ 68,886.48	\$ 69,793.37	1.32%
IGS-S-TOU Customer 137	#N/A	#N/A	#N/A	#N/A	#N/A	#N/A
IGS-S-TOU Customer 138	\$ 26,350.82	\$ 27,577.20	4.65%	\$ 89,760.84	\$ 90,987.22	1.37%
IGS-S-TOU Customer 139	#N/A	#N/A	#N/A	#N/A	#N/A	#N/A
IGS-S-TOU Customer 140	\$ 23,790.03	\$ 24,879.53	4.58%	\$ 91,289.94	\$ 92,379.44	1.19%
IGS-S-TOU Customer 141	\$ 33,935.97	\$ 35,499.42	4.61%	\$ 121,582.71	\$ 123,146.15	1.29%
IGS-S-TOU Customer 142	\$ 27,918.00	\$ 29,198.64	4.59%	\$ 97,916.70	\$ 99,197.35	1.31%
IGS-S-TOU Customer 143	\$ 39,899.76	\$ 41,727.43	4.58%	\$ 141,261.28	\$ 143,088.95	1.29%
IGS-S-TOU Customer 144	\$ 25,226.33	\$ 26,381.58	4.58%	\$ 91,274.27	\$ 92,429.52	1.27%
IGS-S-TOU Customer 145	\$ 25,630.00	\$ 26,813.01	4.62%	\$ 88,975.35	\$ 90,158.36	1.33%
IGS-S-TOU Customer 146	\$ 23,010.22	\$ 24,063.49	4.58%	\$ 81,213.23	\$ 82,266.50	1.30%
IGS-S-TOU Customer 147	\$ 18,087.45	\$ 18,915.00	4.58%	\$ 62,140.49	\$ 62,968.03	1.33%
IGS-S-TOU Customer 148	\$ 24,535.37	\$ 25,660.52	4.59%	\$ 88,817.51	\$ 89,942.66	1.27%
IGS-S-TOU Customer 149	\$ 26,918.37	\$ 28,150.86	4.58%	\$ 94,882.73	\$ 96,115.21	1.30%
IGS-S-TOU Customer 150	\$ 28,498.31	\$ 29,812.01	4.61%	\$ 98,177.97	\$ 99,491.66	1.34%
IGS-S-TOU Customer 151	\$ 22,529.93	\$ 23,561.58	4.58%	\$ 86,359.38	\$ 87,391.04	1.19%

Attachment 19
Docket No. 2022-00152

Customer	Distribution 7/22 Prices	Distribution 8/23 Prices	Distribution % Difference	Delivery 1/23 Prices	Delivery 8/23 Prices	Delivery % Difference
IGS-S-TOU Customer 152	\$ 19,610.41	\$ 20,508.39	4.58%	\$ 66,940.21	\$ 67,838.18	1.34%
IGS-S-TOU Customer 153	\$ 17,766.87	\$ 18,581.37	4.58%	\$ 68,044.07	\$ 68,858.56	1.20%
IGS-S-TOU Customer 154	\$ 25,928.21	\$ 27,116.30	4.58%	\$ 92,309.26	\$ 93,497.35	1.29%
IGS-S-TOU Customer 155	\$ 46,280.04	\$ 48,400.44	4.58%	\$ 179,958.92	\$ 182,079.33	1.18%
IGS-S-TOU Customer 156	\$ 40,508.47	\$ 42,365.32	4.58%	\$ 153,774.66	\$ 155,631.51	1.21%
IGS-S-TOU Customer 157	\$ 28,067.48	\$ 29,352.68	4.58%	\$ 103,234.72	\$ 104,519.93	1.24%
IGS-S-TOU Customer 158	\$ 27,709.97	\$ 28,984.06	4.60%	\$ 98,409.96	\$ 99,684.04	1.29%
IGS-S-TOU Customer 159	\$ 15,259.67	\$ 15,957.46	4.57%	\$ 58,109.28	\$ 58,807.07	1.20%
IGS-S-TOU Customer 160	\$ 49,040.12	\$ 51,334.15	4.68%	\$ 168,392.99	\$ 170,687.03	1.36%
IGS-S-TOU Customer 161	\$ 28,295.44	\$ 29,595.24	4.59%	\$ 102,811.05	\$ 104,110.85	1.26%
IGS-S-TOU Customer 162	\$ 18,729.77	\$ 19,586.69	4.58%	\$ 69,025.31	\$ 69,882.23	1.24%
IGS-S-TOU Customer 163	\$ 44,559.69	\$ 46,640.53	4.67%	\$ 152,376.83	\$ 154,457.68	1.37%
IGS-S-TOU Customer 164	\$ 26,915.99	\$ 28,153.20	4.60%	\$ 92,981.02	\$ 94,218.24	1.33%
IGS-S-TOU Customer 165	\$ 25,173.28	\$ 26,328.30	4.59%	\$ 88,133.14	\$ 89,288.16	1.31%
IGS-S-TOU Customer 166	\$ 22,776.00	\$ 23,818.51	4.58%	\$ 79,133.13	\$ 80,175.64	1.32%
IGS-S-TOU Customer 167	\$ 18,964.26	\$ 19,832.49	4.58%	\$ 67,553.19	\$ 68,421.42	1.29%
IGS-S-TOU Customer 168	\$ 21,874.63	\$ 22,884.65	4.62%	\$ 77,883.95	\$ 78,893.97	1.30%
IGS-S-TOU Customer 169	\$ 21,755.10	\$ 22,751.84	4.58%	\$ 74,511.23	\$ 75,507.97	1.34%
IGS-S-TOU Customer 170	\$ 26,727.05	\$ 27,951.70	4.58%	\$ 96,610.66	\$ 97,835.30	1.27%
IGS-S-TOU Customer 171	\$ 26,533.21	\$ 27,748.88	4.58%	\$ 93,621.80	\$ 94,837.47	1.30%
IGS-S-TOU Customer 172	\$ 23,230.06	\$ 24,293.42	4.58%	\$ 78,228.71	\$ 79,292.07	1.36%
IGS-S-TOU Customer 173	\$ 21,490.62	\$ 22,475.77	4.58%	\$ 72,261.10	\$ 73,246.25	1.36%
IGS-S-TOU Customer 174	\$ 22,222.77	\$ 23,243.92	4.60%	\$ 75,417.74	\$ 76,438.89	1.35%
IGS-S-TOU Customer 175	\$ 20,587.11	\$ 21,530.93	4.58%	\$ 70,174.04	\$ 71,117.85	1.34%
IGS-S-TOU Customer 176	\$ 23,323.92	\$ 24,395.41	4.59%	\$ 81,066.65	\$ 82,138.14	1.32%
IGS-S-TOU Customer 177	#N/A	#N/A	#N/A	#N/A	#N/A	#N/A
IGS-S-TOU Customer 178	\$ 29,162.41	\$ 30,513.04	4.63%	\$ 104,842.19	\$ 106,192.83	1.29%
IGS-S-TOU Customer 179	\$ 20,101.59	\$ 21,021.43	4.58%	\$ 68,651.08	\$ 69,570.91	1.34%
IGS-S-TOU Customer 180	\$ 9,306.88	\$ 9,733.35	4.58%	\$ 31,692.69	\$ 32,119.16	1.35%
IGS-S-TOU Customer 181	\$ 31,858.59	\$ 33,322.89	4.60%	\$ 105,535.29	\$ 106,999.59	1.39%
IGS-S-TOU Customer 182	\$ 23,842.96	\$ 24,934.44	4.58%	\$ 85,785.29	\$ 86,876.76	1.27%
IGS-S-TOU Customer 183	\$ 24,468.05	\$ 25,597.79	4.62%	\$ 87,693.27	\$ 88,823.01	1.29%
IGS-S-TOU Customer 184	\$ 22,695.31	\$ 23,734.11	4.58%	\$ 83,944.98	\$ 84,983.78	1.24%
IGS-S-TOU Customer 185	\$ 20,309.63	\$ 21,240.78	4.58%	\$ 69,031.90	\$ 69,963.05	1.35%
IGS-S-TOU Customer 186	\$ 12,475.74	\$ 13,045.82	4.57%	\$ 50,397.14	\$ 50,967.23	1.13%
IGS-S-TOU Customer 187	\$ 20,774.55	\$ 21,727.76	4.59%	\$ 70,239.49	\$ 71,192.71	1.36%
IGS-S-TOU Customer 188	\$ 39,872.85	\$ 41,699.36	4.58%	\$ 141,516.21	\$ 143,342.72	1.29%
IGS-S-TOU Customer 189	\$ 24,266.43	\$ 25,378.68	4.58%	\$ 82,887.57	\$ 83,999.82	1.34%

Attachment 19
Docket No. 2022-00152

Customer	Distribution 7/22 Prices	Distribution 8/23 Prices	Distribution % Difference	Delivery 1/23 Prices	Delivery 8/23 Prices	Delivery % Difference
IGS-S-TOU Customer 190	\$ 24,270.89	\$ 25,382.88	4.58%	\$ 85,161.14	\$ 86,273.13	1.31%
IGS-S-TOU Customer 191	\$ 27,783.08	\$ 29,055.14	4.58%	\$ 108,458.34	\$ 109,730.40	1.17%
IGS-S-TOU Customer 192	\$ 43,225.48	\$ 45,234.10	4.65%	\$ 147,098.93	\$ 149,107.55	1.37%
IGS-S-TOU Customer 193	\$ 19,287.61	\$ 20,172.31	4.59%	\$ 67,590.10	\$ 68,474.80	1.31%
IGS-S-TOU Customer 194	#N/A	#N/A	#N/A	#N/A	#N/A	#N/A
IGS-S-TOU Customer 195	\$ 25,749.63	\$ 26,929.32	4.58%	\$ 96,431.24	\$ 97,610.93	1.22%
IGS-S-TOU Customer 196	\$ 35,520.58	\$ 37,160.57	4.62%	\$ 128,772.89	\$ 130,412.88	1.27%
IGS-S-TOU Customer 197	\$ 26,242.12	\$ 27,443.54	4.58%	\$ 94,480.80	\$ 95,682.22	1.27%
IGS-S-TOU Customer 198	\$ 20,867.28	\$ 21,823.14	4.58%	\$ 70,892.83	\$ 71,848.69	1.35%
IGS-S-TOU Customer 199	\$ 30,802.92	\$ 32,214.92	4.58%	\$ 112,590.25	\$ 114,002.25	1.25%
IGS-S-TOU Customer 200	\$ 20,435.42	\$ 21,370.67	4.58%	\$ 77,178.48	\$ 78,113.74	1.21%
IGS-S-TOU Customer 201	\$ 21,859.66	\$ 22,863.19	4.59%	\$ 78,853.31	\$ 79,856.84	1.27%
IGS-S-TOU Customer 202	\$ 17,085.65	\$ 17,872.43	4.60%	\$ 62,435.42	\$ 63,222.19	1.26%
IGS-S-TOU Customer 203	\$ 26,969.60	\$ 28,204.42	4.58%	\$ 93,952.76	\$ 95,187.58	1.31%
IGS-S-TOU Customer 204	\$ 35,681.77	\$ 37,327.65	4.61%	\$ 124,816.87	\$ 126,462.76	1.32%
IGS-S-TOU Customer 205	\$ 23,238.21	\$ 24,302.20	4.58%	\$ 87,637.95	\$ 88,701.93	1.21%
Total			194			194
Number of customers with im			194			194
% of customers with impacts			100%			100%
(16.88% RY1, 8.91% RY2, 7.5						

**Stipulation
Attachment 19
Docket No. 2022-00152**

Customer	Bundled 1/23 Prices	Bundled 8/23 Prices	Bundled % Difference	Distribution 8/23 Prices	Distribution 1/24 Prices	Distribution % Difference
IGS-S-TOU Customer 1	\$ 352,755.62	\$ 353,901.22	0.32%	\$ 26,144.50	\$ 27,179.03	3.96%
IGS-S-TOU Customer 2	\$ 345,499.03	\$ 346,722.79	0.35%	\$ 27,791.38	\$ 28,893.25	3.96%
IGS-S-TOU Customer 3	\$ 408,619.61	\$ 409,806.06	0.29%	\$ 27,100.06	\$ 28,171.14	3.95%
IGS-S-TOU Customer 4	\$ 269,652.85	\$ 270,568.35	0.34%	\$ 20,908.13	\$ 21,734.35	3.95%
IGS-S-TOU Customer 5	\$ 179,878.47	\$ 181,042.97	0.65%	\$ 26,601.26	\$ 27,653.48	3.96%
IGS-S-TOU Customer 6	\$ 456,126.22	\$ 457,403.97	0.28%	\$ 29,182.76	\$ 30,336.54	3.95%
IGS-S-TOU Customer 7	\$ 374,340.19	\$ 375,648.84	0.35%	\$ 29,888.34	\$ 31,070.44	3.96%
IGS-S-TOU Customer 8	\$ 237,900.71	\$ 239,103.14	0.51%	\$ 27,145.34	\$ 28,223.99	3.97%
IGS-S-TOU Customer 9	\$ 176,681.22	\$ 177,829.08	0.65%	\$ 25,945.46	\$ 26,974.67	3.97%
IGS-S-TOU Customer 10	\$ 530,343.12	\$ 532,547.87	0.42%	\$ 50,281.25	\$ 52,271.12	3.96%
IGS-S-TOU Customer 11	\$ 223,436.12	\$ 225,208.86	0.79%	\$ 39,484.55	\$ 41,059.57	3.99%
IGS-S-TOU Customer 12	\$ 329,632.15	\$ 330,705.94	0.33%	\$ 24,495.46	\$ 25,465.03	3.96%
IGS-S-TOU Customer 13	\$ 229,580.65	\$ 230,439.55	0.37%	\$ 19,594.87	\$ 20,370.19	3.96%
IGS-S-TOU Customer 14	\$ 304,731.88	\$ 305,882.30	0.38%	\$ 26,240.09	\$ 27,277.93	3.96%
IGS-S-TOU Customer 15	\$ 323,825.14	\$ 324,827.09	0.31%	\$ 22,857.56	\$ 23,762.00	3.96%
IGS-S-TOU Customer 16	\$ 452,043.39	\$ 453,570.24	0.34%	\$ 34,857.53	\$ 36,238.60	3.96%
IGS-S-TOU Customer 17	\$ 358,095.66	\$ 359,066.38	0.27%	\$ 22,156.85	\$ 23,033.14	3.95%
IGS-S-TOU Customer 18	\$ 568,132.73	\$ 569,659.72	0.27%	\$ 34,845.39	\$ 36,224.51	3.96%
IGS-S-TOU Customer 19	\$ 545,459.95	\$ 547,141.71	0.31%	\$ 38,398.79	\$ 39,918.53	3.96%
IGS-S-TOU Customer 20	\$ 350,165.32	\$ 351,273.46	0.32%	\$ 25,296.76	\$ 26,297.82	3.96%
IGS-S-TOU Customer 21	\$ 467,600.97	\$ 468,968.53	0.29%	\$ 31,232.57	\$ 32,468.26	3.96%
IGS-S-TOU Customer 22	\$ 828,974.87	\$ 830,995.29	0.24%	\$ 46,121.08	\$ 47,945.97	3.96%
IGS-S-TOU Customer 23	\$ 201,815.78	\$ 202,677.68	0.43%	\$ 19,698.13	\$ 20,476.90	3.95%
IGS-S-TOU Customer 24	\$ 359,582.52	\$ 360,640.26	0.29%	\$ 24,166.18	\$ 25,121.90	3.95%
IGS-S-TOU Customer 25	\$ 284,729.20	\$ 286,149.33	0.50%	\$ 32,431.04	\$ 33,714.01	3.96%
IGS-S-TOU Customer 26	\$ 316,995.94	\$ 318,006.61	0.32%	\$ 23,090.94	\$ 24,003.98	3.95%
IGS-S-TOU Customer 27	\$ 321,950.39	\$ 322,927.58	0.30%	\$ 22,262.46	\$ 23,143.61	3.96%
IGS-S-TOU Customer 28	\$ 445,463.09	\$ 446,690.61	0.28%	\$ 28,038.25	\$ 29,147.23	3.96%
IGS-S-TOU Customer 29	\$ 544,319.91	\$ 545,775.73	0.27%	\$ 33,246.07	\$ 34,561.81	3.96%
IGS-S-TOU Customer 30	\$ 364,171.79	\$ 365,246.16	0.30%	\$ 24,535.55	\$ 25,506.12	3.96%
IGS-S-TOU Customer 31	\$ 392,440.84	\$ 393,726.30	0.33%	\$ 29,358.27	\$ 30,518.87	3.95%
IGS-S-TOU Customer 32	\$ 313,603.86	\$ 314,621.66	0.32%	\$ 23,254.30	\$ 24,173.53	3.95%
IGS-S-TOU Customer 33	\$ 332,363.84	\$ 333,524.75	0.35%	\$ 26,294.51	\$ 27,336.93	3.96%
IGS-S-TOU Customer 34	\$ 232,017.17	\$ 232,991.02	0.42%	\$ 22,211.80	\$ 23,090.01	3.95%
IGS-S-TOU Customer 35	\$ 305,712.26	\$ 306,812.58	0.36%	\$ 25,071.06	\$ 26,062.97	3.96%
IGS-S-TOU Customer 36	\$ 276,957.91	\$ 278,005.28	0.38%	\$ 23,912.20	\$ 24,857.14	3.95%
IGS-S-TOU Customer 37	\$ 635,258.43	\$ 637,807.09	0.40%	\$ 57,312.69	\$ 59,591.61	3.98%

Attachment 19
Docket No. 2022-00152

Customer	Bundled 1/23 Prices	Bundled 8/23 Prices	Bundled % Difference	Distribution 8/23 Prices	Distribution 1/24 Prices	Distribution % Difference
IGS-S-TOU Customer 38	\$ 980,768.25	\$ 982,996.40	0.23%	\$ 50,858.28	\$ 52,870.71	3.96%
IGS-S-TOU Customer 39	\$ 210,642.80	\$ 211,506.05	0.41%	\$ 19,696.31	\$ 20,475.99	3.96%
IGS-S-TOU Customer 40	\$ 385,583.99	\$ 386,847.14	0.33%	\$ 28,851.31	\$ 29,992.80	3.96%
IGS-S-TOU Customer 41	\$ 339,898.70	\$ 340,860.78	0.28%	\$ 21,975.66	\$ 22,844.68	3.95%
IGS-S-TOU Customer 42	\$ 442,632.73	\$ 443,834.44	0.27%	\$ 27,449.11	\$ 28,534.55	3.95%
IGS-S-TOU Customer 43	\$ 322,006.51	\$ 322,976.18	0.30%	\$ 22,157.89	\$ 23,034.10	3.95%
IGS-S-TOU Customer 44	\$ 376,431.43	\$ 377,472.42	0.28%	\$ 23,768.38	\$ 24,708.36	3.95%
IGS-S-TOU Customer 45	\$ 514,579.59	\$ 516,065.35	0.29%	\$ 33,819.33	\$ 35,158.58	3.96%
IGS-S-TOU Customer 46	\$ 887,198.61	\$ 889,746.03	0.29%	\$ 57,691.13	\$ 59,980.23	3.97%
IGS-S-TOU Customer 47	\$ 252,170.11	\$ 253,688.82	0.60%	\$ 33,970.16	\$ 35,322.61	3.98%
IGS-S-TOU Customer 48	\$ 389,034.97	\$ 390,182.85	0.30%	\$ 26,220.85	\$ 27,258.26	3.96%
IGS-S-TOU Customer 49	\$ 396,033.53	\$ 397,212.88	0.30%	\$ 26,882.95	\$ 27,946.86	3.96%
IGS-S-TOU Customer 50	\$ 327,895.18	\$ 328,906.41	0.31%	\$ 23,052.65	\$ 23,964.91	3.96%
IGS-S-TOU Customer 51	\$ 339,857.06	\$ 341,245.43	0.41%	\$ 31,659.52	\$ 32,910.89	3.95%
IGS-S-TOU Customer 52	\$ 203,228.59	\$ 204,748.78	0.75%	\$ 34,410.76	\$ 35,777.40	3.97%
IGS-S-TOU Customer 53	\$ 334,759.67	\$ 335,857.27	0.33%	\$ 24,915.06	\$ 25,902.32	3.96%
IGS-S-TOU Customer 54	\$ 579,601.57	\$ 581,271.87	0.29%	\$ 38,138.80	\$ 39,648.93	3.96%
IGS-S-TOU Customer 55	\$ 423,697.56	\$ 427,664.73	0.94%	\$ 90,261.12	\$ 93,842.07	3.97%
IGS-S-TOU Customer 56	\$ 130,125.76	\$ 131,023.82	0.69%	\$ 20,362.60	\$ 21,170.26	3.97%
IGS-S-TOU Customer 57	\$ 423,368.35	\$ 424,646.60	0.30%	\$ 29,183.86	\$ 30,338.31	3.96%
IGS-S-TOU Customer 58	\$ 321,131.31	\$ 322,048.15	0.29%	\$ 20,924.82	\$ 21,752.37	3.95%
IGS-S-TOU Customer 59	\$ 409,587.06	\$ 410,739.15	0.28%	\$ 26,314.32	\$ 27,355.17	3.96%
IGS-S-TOU Customer 60	\$ 362,162.37	\$ 363,137.09	0.27%	\$ 22,250.01	\$ 23,130.04	3.96%
IGS-S-TOU Customer 61	\$ 303,912.43	\$ 305,022.43	0.37%	\$ 25,227.57	\$ 26,227.51	3.96%
IGS-S-TOU Customer 62	\$ 222,869.12	\$ 223,738.48	0.39%	\$ 19,871.77	\$ 20,658.13	3.96%
IGS-S-TOU Customer 63	\$ 320,658.20	\$ 321,692.34	0.32%	\$ 23,596.67	\$ 24,530.38	3.96%
IGS-S-TOU Customer 64	\$ 518,006.54	\$ 519,433.98	0.28%	\$ 32,598.66	\$ 33,888.68	3.96%
IGS-S-TOU Customer 65	\$ 594,872.68	\$ 597,035.93	0.36%	\$ 49,332.66	\$ 51,285.04	3.96%
IGS-S-TOU Customer 66	\$ 238,409.54	\$ 239,436.04	0.43%	\$ 23,391.28	\$ 24,316.47	3.96%
IGS-S-TOU Customer 67	\$ 462,934.35	\$ 464,268.69	0.29%	\$ 30,473.00	\$ 31,678.85	3.96%
IGS-S-TOU Customer 68	\$ 614,362.78	\$ 615,988.91	0.26%	\$ 37,130.01	\$ 38,599.67	3.96%
IGS-S-TOU Customer 69	\$ 467,588.79	\$ 468,894.84	0.28%	\$ 29,794.96	\$ 30,974.50	3.96%
IGS-S-TOU Customer 70	\$ 377,895.43	\$ 379,078.83	0.31%	\$ 26,999.35	\$ 28,067.85	3.96%
IGS-S-TOU Customer 71	\$ 340,691.40	\$ 341,691.67	0.29%	\$ 22,813.67	\$ 23,716.70	3.96%
IGS-S-TOU Customer 72	\$ 575,821.91	\$ 577,337.03	0.26%	\$ 34,598.82	\$ 35,968.24	3.96%
IGS-S-TOU Customer 73	\$ 282,714.88	\$ 283,829.42	0.39%	\$ 25,411.32	\$ 26,416.62	3.96%
IGS-S-TOU Customer 74	\$ 142,288.29	\$ 143,385.37	0.77%	\$ 25,064.08	\$ 26,055.53	3.96%
IGS-S-TOU Customer 75	\$ 120,500.16	\$ 121,462.57	0.80%	\$ 21,991.92	\$ 22,861.47	3.95%

Attachment 19
Docket No. 2022-00152

Customer	Bundled 1/23 Prices	Bundled 8/23 Prices	Bundled % Difference	Distribution 8/23 Prices	Distribution 1/24 Prices	Distribution % Difference
IGS-S-TOU Customer 76	\$ 113,800.82	\$ 114,929.36	0.99%	\$ 25,782.47	\$ 26,802.82	3.96%
IGS-S-TOU Customer 77	\$ 732,818.10	\$ 734,978.44	0.29%	\$ 49,054.15	\$ 50,998.27	3.96%
IGS-S-TOU Customer 78	\$ 256,452.03	\$ 256,828.82	0.15%	\$ 8,633.20	\$ 8,972.30	3.93%
IGS-S-TOU Customer 79	\$ 67,488.23	\$ 68,030.45	0.80%	\$ 12,379.01	\$ 12,870.94	3.97%
IGS-S-TOU Customer 80	\$ 357,250.47	\$ 358,665.58	0.40%	\$ 31,952.71	\$ 33,221.92	3.97%
IGS-S-TOU Customer 81	\$ 602,692.09	\$ 604,347.76	0.27%	\$ 37,803.31	\$ 39,299.21	3.96%
IGS-S-TOU Customer 82	#N/A	#N/A	#N/A	#N/A	#N/A	#N/A
IGS-S-TOU Customer 83	\$ 214,401.19	\$ 215,306.32	0.42%	\$ 20,655.42	\$ 21,472.47	3.96%
IGS-S-TOU Customer 84	\$ 224,525.32	\$ 225,303.03	0.35%	\$ 17,778.37	\$ 18,480.43	3.95%
IGS-S-TOU Customer 85	\$ 227,273.25	\$ 228,342.11	0.47%	\$ 24,417.65	\$ 25,382.22	3.95%
IGS-S-TOU Customer 86	#N/A	#N/A	#N/A	#N/A	#N/A	#N/A
IGS-S-TOU Customer 87	\$ 316,956.34	\$ 318,038.32	0.34%	\$ 24,718.53	\$ 25,695.82	3.95%
IGS-S-TOU Customer 88	\$ 238,160.69	\$ 239,423.60	0.53%	\$ 28,844.64	\$ 29,985.19	3.95%
IGS-S-TOU Customer 89	\$ 362,444.87	\$ 363,431.84	0.27%	\$ 22,499.64	\$ 23,389.81	3.96%
IGS-S-TOU Customer 90	\$ 444,680.36	\$ 445,908.05	0.28%	\$ 28,040.97	\$ 29,150.03	3.96%
IGS-S-TOU Customer 91	\$ 453,686.72	\$ 455,109.26	0.31%	\$ 32,472.88	\$ 33,757.57	3.96%
IGS-S-TOU Customer 92	\$ 265,046.77	\$ 266,317.94	0.48%	\$ 28,732.19	\$ 29,872.21	3.97%
IGS-S-TOU Customer 93	\$ 232,760.17	\$ 233,915.69	0.50%	\$ 26,396.87	\$ 27,441.16	3.96%
IGS-S-TOU Customer 94	\$ 83,236.51	\$ 83,970.91	0.88%	\$ 16,789.69	\$ 17,452.22	3.95%
IGS-S-TOU Customer 95	\$ 148,058.08	\$ 149,691.81	1.10%	\$ 37,238.28	\$ 38,711.88	3.96%
IGS-S-TOU Customer 96	\$ 167,048.12	\$ 168,840.41	1.07%	\$ 40,916.52	\$ 42,535.04	3.96%
IGS-S-TOU Customer 97	#N/A	#N/A	#N/A	#N/A	#N/A	#N/A
IGS-S-TOU Customer 98	#N/A	#N/A	#N/A	#N/A	#N/A	#N/A
IGS-S-TOU Customer 99	\$ 382,283.49	\$ 383,668.77	0.36%	\$ 31,621.56	\$ 32,874.09	3.96%
IGS-S-TOU Customer 100	\$ 367,928.09	\$ 369,305.62	0.37%	\$ 31,336.27	\$ 32,577.34	3.96%
IGS-S-TOU Customer 101	\$ 380,371.41	\$ 381,419.77	0.28%	\$ 23,952.10	\$ 24,899.19	3.95%
IGS-S-TOU Customer 102	\$ 507,538.20	\$ 509,735.30	0.43%	\$ 50,134.97	\$ 52,118.99	3.96%
IGS-S-TOU Customer 103	#N/A	#N/A	#N/A	#N/A	#N/A	#N/A
IGS-S-TOU Customer 104	\$ 299,202.97	\$ 300,264.78	0.35%	\$ 24,260.27	\$ 25,220.23	3.96%
IGS-S-TOU Customer 105	\$ 400,658.44	\$ 402,097.25	0.36%	\$ 32,830.90	\$ 34,129.92	3.96%
IGS-S-TOU Customer 106	\$ 238,855.02	\$ 239,802.20	0.40%	\$ 21,580.41	\$ 22,433.48	3.95%
IGS-S-TOU Customer 107	\$ 154,538.47	\$ 155,582.63	0.68%	\$ 23,714.43	\$ 24,653.45	3.96%
IGS-S-TOU Customer 108	\$ 282,958.30	\$ 284,028.46	0.38%	\$ 24,356.68	\$ 25,321.30	3.96%
IGS-S-TOU Customer 109	#N/A	#N/A	#N/A	#N/A	#N/A	#N/A
IGS-S-TOU Customer 110	\$ 53,137.34	\$ 53,554.64	0.79%	\$ 9,490.78	\$ 9,864.79	3.94%
IGS-S-TOU Customer 111	\$ 202,717.72	\$ 203,586.51	0.43%	\$ 19,856.29	\$ 20,640.95	3.95%
IGS-S-TOU Customer 112	\$ 213,274.20	\$ 213,397.54	0.06%	\$ 2,853.07	\$ 2,964.02	3.89%
IGS-S-TOU Customer 113	\$ 72,279.07	\$ 72,837.10	0.77%	\$ 12,766.24	\$ 13,268.93	3.94%

Attachment 19
Docket No. 2022-00152

Customer	Bundled 1/23 Prices	Bundled 8/23 Prices	Bundled % Difference	Distribution 8/23 Prices	Distribution 1/24 Prices	Distribution % Difference
IGS-S-TOU Customer 114	\$ 629,178.32	\$ 630,974.62	0.29%	\$ 41,010.54	\$ 42,633.49	3.96%
IGS-S-TOU Customer 115	\$ 170,849.66	\$ 171,783.94	0.55%	\$ 21,351.13	\$ 22,195.57	3.96%
IGS-S-TOU Customer 116	\$ 247,912.68	\$ 248,936.05	0.41%	\$ 23,183.72	\$ 24,102.24	3.96%
IGS-S-TOU Customer 117	\$ 280,834.30	\$ 282,603.37	0.63%	\$ 40,212.68	\$ 41,805.71	3.96%
IGS-S-TOU Customer 118	#N/A	#N/A	#N/A	#N/A	#N/A	#N/A
IGS-S-TOU Customer 119	\$ 226,256.81	\$ 227,268.81	0.45%	\$ 23,115.17	\$ 24,028.91	3.95%
IGS-S-TOU Customer 120	\$ 311,224.40	\$ 312,358.46	0.36%	\$ 25,906.23	\$ 26,930.55	3.95%
IGS-S-TOU Customer 121	\$ 64,749.25	\$ 65,505.35	1.17%	\$ 17,209.54	\$ 17,890.49	3.96%
IGS-S-TOU Customer 122	\$ 452,658.45	\$ 454,151.88	0.33%	\$ 34,101.93	\$ 35,450.71	3.96%
IGS-S-TOU Customer 123	\$ 422,872.34	\$ 424,081.75	0.29%	\$ 27,626.20	\$ 28,719.33	3.96%
IGS-S-TOU Customer 124	\$ 524,390.87	\$ 525,711.50	0.25%	\$ 30,161.09	\$ 31,353.81	3.95%
IGS-S-TOU Customer 125	\$ 323,241.95	\$ 324,255.01	0.31%	\$ 23,148.01	\$ 24,063.70	3.96%
IGS-S-TOU Customer 126	\$ 309,285.41	\$ 310,343.55	0.34%	\$ 24,177.01	\$ 25,133.85	3.96%
IGS-S-TOU Customer 127	\$ 521,964.02	\$ 523,411.99	0.28%	\$ 33,067.27	\$ 34,376.02	3.96%
IGS-S-TOU Customer 128	\$ 414,768.72	\$ 415,915.93	0.28%	\$ 26,207.18	\$ 27,243.87	3.96%
IGS-S-TOU Customer 129	\$ 53,750.01	\$ 54,133.26	0.71%	\$ 8,778.84	\$ 9,123.71	3.93%
IGS-S-TOU Customer 130	\$ 278,347.67	\$ 279,564.64	0.44%	\$ 27,537.43	\$ 28,629.66	3.97%
IGS-S-TOU Customer 131	\$ 357,362.87	\$ 358,560.98	0.34%	\$ 27,319.41	\$ 28,401.17	3.96%
IGS-S-TOU Customer 132	\$ 120,069.87	\$ 120,651.23	0.48%	\$ 13,303.60	\$ 13,829.90	3.96%
IGS-S-TOU Customer 133	\$ 408,206.62	\$ 409,375.08	0.29%	\$ 26,634.57	\$ 27,688.96	3.96%
IGS-S-TOU Customer 134	\$ 322,844.64	\$ 323,813.65	0.30%	\$ 22,120.25	\$ 22,995.06	3.95%
IGS-S-TOU Customer 135	\$ 266,994.16	\$ 268,109.87	0.42%	\$ 25,427.25	\$ 26,433.63	3.96%
IGS-S-TOU Customer 136	\$ 324,230.81	\$ 325,137.70	0.28%	\$ 20,725.21	\$ 21,544.28	3.95%
IGS-S-TOU Customer 137	#N/A	#N/A	#N/A	#N/A	#N/A	#N/A
IGS-S-TOU Customer 138	\$ 236,279.72	\$ 237,506.10	0.52%	\$ 27,577.20	\$ 28,672.89	3.97%
IGS-S-TOU Customer 139	#N/A	#N/A	#N/A	#N/A	#N/A	#N/A
IGS-S-TOU Customer 140	\$ 220,214.06	\$ 221,303.56	0.49%	\$ 24,879.53	\$ 25,862.67	3.95%
IGS-S-TOU Customer 141	\$ 441,509.99	\$ 443,073.43	0.35%	\$ 35,499.42	\$ 36,906.11	3.96%
IGS-S-TOU Customer 142	\$ 427,193.43	\$ 428,474.08	0.30%	\$ 29,198.64	\$ 30,354.58	3.96%
IGS-S-TOU Customer 143	\$ 635,303.05	\$ 637,130.72	0.29%	\$ 41,727.43	\$ 43,379.48	3.96%
IGS-S-TOU Customer 144	\$ 350,329.13	\$ 351,484.38	0.33%	\$ 26,381.58	\$ 27,424.42	3.95%
IGS-S-TOU Customer 145	\$ 249,533.20	\$ 250,716.21	0.47%	\$ 26,813.01	\$ 27,876.12	3.96%
IGS-S-TOU Customer 146	\$ 324,640.36	\$ 325,693.63	0.32%	\$ 24,063.49	\$ 25,015.51	3.96%
IGS-S-TOU Customer 147	\$ 247,379.06	\$ 248,206.60	0.33%	\$ 18,915.00	\$ 19,663.07	3.95%
IGS-S-TOU Customer 148	\$ 284,685.03	\$ 285,810.18	0.40%	\$ 25,660.52	\$ 26,675.62	3.96%
IGS-S-TOU Customer 149	\$ 448,442.29	\$ 449,674.77	0.27%	\$ 28,150.86	\$ 29,263.99	3.95%
IGS-S-TOU Customer 150	\$ 434,412.82	\$ 435,726.51	0.30%	\$ 29,812.01	\$ 30,993.33	3.96%
IGS-S-TOU Customer 151	\$ 270,800.49	\$ 271,832.15	0.38%	\$ 23,561.58	\$ 24,492.61	3.95%

Attachment 19
Docket No. 2022-00152

Customer	Bundled 1/23 Prices	Bundled 8/23 Prices	Bundled % Difference	Distribution 8/23 Prices	Distribution 1/24 Prices	Distribution % Difference
IGS-S-TOU Customer 152	\$ 301,064.41	\$ 301,962.38	0.30%	\$ 20,508.39	\$ 21,319.46	3.95%
IGS-S-TOU Customer 153	\$ 227,049.22	\$ 227,863.71	0.36%	\$ 18,581.37	\$ 19,316.60	3.96%
IGS-S-TOU Customer 154	\$ 273,093.72	\$ 274,281.81	0.44%	\$ 27,116.30	\$ 28,190.91	3.96%
IGS-S-TOU Customer 155	\$ 493,811.28	\$ 495,931.69	0.43%	\$ 48,400.44	\$ 50,315.25	3.96%
IGS-S-TOU Customer 156	\$ 395,437.42	\$ 397,294.27	0.47%	\$ 42,365.32	\$ 44,041.53	3.96%
IGS-S-TOU Customer 157	\$ 381,706.42	\$ 382,991.63	0.34%	\$ 29,352.68	\$ 30,513.18	3.95%
IGS-S-TOU Customer 158	\$ 365,385.49	\$ 366,659.57	0.35%	\$ 28,984.06	\$ 30,131.71	3.96%
IGS-S-TOU Customer 159	\$ 181,347.33	\$ 182,045.12	0.38%	\$ 15,957.46	\$ 16,588.24	3.95%
IGS-S-TOU Customer 160	\$ 395,537.50	\$ 397,831.54	0.58%	\$ 51,334.15	\$ 53,378.63	3.98%
IGS-S-TOU Customer 161	\$ 359,998.83	\$ 361,298.63	0.36%	\$ 29,595.24	\$ 30,766.67	3.96%
IGS-S-TOU Customer 162	\$ 94,815.88	\$ 95,672.80	0.90%	\$ 19,586.69	\$ 20,361.13	3.95%
IGS-S-TOU Customer 163	\$ 395,500.80	\$ 397,581.65	0.53%	\$ 46,640.53	\$ 48,496.87	3.98%
IGS-S-TOU Customer 164	\$ 429,849.50	\$ 431,086.72	0.29%	\$ 28,153.20	\$ 29,267.61	3.96%
IGS-S-TOU Customer 165	\$ 398,974.17	\$ 400,129.19	0.29%	\$ 26,328.30	\$ 27,370.30	3.96%
IGS-S-TOU Customer 166	\$ 357,226.28	\$ 358,268.79	0.29%	\$ 23,818.51	\$ 24,760.19	3.95%
IGS-S-TOU Customer 167	\$ 209,901.88	\$ 210,770.11	0.41%	\$ 19,832.49	\$ 20,617.36	3.96%
IGS-S-TOU Customer 168	\$ 152,002.40	\$ 153,012.42	0.66%	\$ 22,884.65	\$ 23,792.59	3.97%
IGS-S-TOU Customer 169	\$ 311,950.69	\$ 312,947.43	0.32%	\$ 22,751.84	\$ 23,652.04	3.96%
IGS-S-TOU Customer 170	\$ 338,169.72	\$ 339,394.36	0.36%	\$ 27,951.70	\$ 29,057.65	3.96%
IGS-S-TOU Customer 171	\$ 384,676.09	\$ 385,891.76	0.32%	\$ 27,748.88	\$ 28,847.21	3.96%
IGS-S-TOU Customer 172	\$ 457,564.34	\$ 458,627.70	0.23%	\$ 24,293.42	\$ 25,253.69	3.95%
IGS-S-TOU Customer 173	\$ 342,512.27	\$ 343,497.42	0.29%	\$ 22,475.77	\$ 23,364.87	3.96%
IGS-S-TOU Customer 174	\$ 329,611.82	\$ 330,632.97	0.31%	\$ 23,243.92	\$ 24,164.21	3.96%
IGS-S-TOU Customer 175	\$ 329,400.36	\$ 330,344.17	0.29%	\$ 21,530.93	\$ 22,382.41	3.95%
IGS-S-TOU Customer 176	\$ 305,388.34	\$ 306,459.83	0.35%	\$ 24,395.41	\$ 25,361.22	3.96%
IGS-S-TOU Customer 177	#N/A	#N/A	#N/A	#N/A	#N/A	#N/A
IGS-S-TOU Customer 178	\$ 211,728.23	\$ 213,078.87	0.64%	\$ 30,513.04	\$ 31,723.84	3.97%
IGS-S-TOU Customer 179	\$ 311,905.63	\$ 312,825.46	0.29%	\$ 21,021.43	\$ 21,852.69	3.95%
IGS-S-TOU Customer 180	\$ 69,190.41	\$ 69,616.88	0.62%	\$ 9,733.35	\$ 10,116.38	3.94%
IGS-S-TOU Customer 181	\$ 489,704.13	\$ 491,168.43	0.30%	\$ 33,322.89	\$ 34,642.49	3.96%
IGS-S-TOU Customer 182	\$ 313,941.38	\$ 315,032.85	0.35%	\$ 24,934.44	\$ 25,919.99	3.95%
IGS-S-TOU Customer 183	\$ 280,156.98	\$ 281,286.72	0.40%	\$ 25,597.79	\$ 26,613.33	3.97%
IGS-S-TOU Customer 184	\$ 193,070.99	\$ 194,109.79	0.54%	\$ 23,734.11	\$ 24,672.58	3.95%
IGS-S-TOU Customer 185	\$ 319,792.33	\$ 320,723.48	0.29%	\$ 21,240.78	\$ 22,081.07	3.96%
IGS-S-TOU Customer 186	\$ 129,643.01	\$ 130,213.10	0.44%	\$ 13,045.82	\$ 13,561.67	3.95%
IGS-S-TOU Customer 187	\$ 327,316.51	\$ 328,269.73	0.29%	\$ 21,727.76	\$ 22,587.53	3.96%
IGS-S-TOU Customer 188	\$ 690,549.04	\$ 692,375.55	0.26%	\$ 41,699.36	\$ 43,349.47	3.96%
IGS-S-TOU Customer 189	\$ 408,714.21	\$ 409,826.46	0.27%	\$ 25,378.68	\$ 26,382.70	3.96%

Attachment 19
Docket No. 2022-00152

Customer	Bundled 1/23 Prices	Bundled 8/23 Prices	Bundled % Difference	Distribution 8/23 Prices	Distribution 1/24 Prices	Distribution % Difference
IGS-S-TOU Customer 190	\$ 377,750.44	\$ 378,862.43	0.29%	\$ 25,382.88	\$ 26,387.08	3.96%
IGS-S-TOU Customer 191	\$ 213,704.57	\$ 214,976.63	0.60%	\$ 29,055.14	\$ 30,204.92	3.96%
IGS-S-TOU Customer 192	\$ 514,195.13	\$ 516,203.75	0.39%	\$ 45,234.10	\$ 47,031.73	3.97%
IGS-S-TOU Customer 193	\$ 206,338.14	\$ 207,222.84	0.43%	\$ 20,172.31	\$ 20,970.75	3.96%
IGS-S-TOU Customer 194	#N/A	#N/A	#N/A	#N/A	#N/A	#N/A
IGS-S-TOU Customer 195	\$ 218,222.51	\$ 219,402.20	0.54%	\$ 26,929.32	\$ 27,994.47	3.96%
IGS-S-TOU Customer 196	\$ 532,874.34	\$ 534,514.33	0.31%	\$ 37,160.57	\$ 38,634.16	3.97%
IGS-S-TOU Customer 197	\$ 316,692.65	\$ 317,894.07	0.38%	\$ 27,443.54	\$ 28,529.23	3.96%
IGS-S-TOU Customer 198	\$ 346,107.34	\$ 347,063.20	0.28%	\$ 21,823.14	\$ 22,686.18	3.95%
IGS-S-TOU Customer 199	\$ 385,051.19	\$ 386,463.19	0.37%	\$ 32,214.92	\$ 33,489.31	3.96%
IGS-S-TOU Customer 200	\$ 245,077.83	\$ 246,013.09	0.38%	\$ 21,370.67	\$ 22,214.65	3.95%
IGS-S-TOU Customer 201	\$ 231,501.51	\$ 232,505.04	0.43%	\$ 22,863.19	\$ 23,767.70	3.96%
IGS-S-TOU Customer 202	\$ 181,789.81	\$ 182,576.58	0.43%	\$ 17,872.43	\$ 18,577.84	3.95%
IGS-S-TOU Customer 203	\$ 446,066.17	\$ 447,300.99	0.28%	\$ 28,204.42	\$ 29,320.31	3.96%
IGS-S-TOU Customer 204	\$ 426,209.55	\$ 427,855.44	0.39%	\$ 37,327.65	\$ 38,808.06	3.97%
IGS-S-TOU Customer 205	\$ 307,905.80	\$ 308,969.78	0.35%	\$ 24,302.20	\$ 25,261.90	3.95%
Total						194
Number of customers with im						194
% of customers with impacts						100%
(16.88% RY1, 8.91% RY2, 7.5						

**Stipulation
Attachment 19
Docket No. 2022-00152**

Customer	Delivery 8/23 Prices	Delivery 1/24 Prices	Delivery % Difference	Bundled 8/23 Prices	Bundled 1/24 Prices	Bundled % Difference
IGS-S-TOU Customer 1	\$ 89,444.71	\$ 90,479.24	1.16%	\$ 353,901.22	\$ 352,031.15	-0.53%
IGS-S-TOU Customer 2	\$ 95,022.17	\$ 96,124.05	1.16%	\$ 346,722.79	#N/A	#N/A
IGS-S-TOU Customer 3	\$ 95,414.35	\$ 96,485.43	1.12%	\$ 409,806.06	\$ 406,074.23	-0.91%
IGS-S-TOU Customer 4	\$ 88,621.19	\$ 89,447.41	0.93%	\$ 270,568.35	\$ 268,417.78	-0.79%
IGS-S-TOU Customer 5	\$ 97,797.28	\$ 98,849.50	1.08%	\$ 181,042.97	\$ 178,875.09	-1.20%
IGS-S-TOU Customer 6	\$ 99,846.99	\$ 101,000.77	1.16%	\$ 457,403.97	\$ 453,833.90	-0.78%
IGS-S-TOU Customer 7	\$ 105,403.47	\$ 106,585.58	1.12%	\$ 375,648.84	\$ 372,930.36	-0.72%
IGS-S-TOU Customer 8	\$ 91,751.11	\$ 92,829.77	1.18%	\$ 239,103.14	\$ 239,189.10	0.04%
IGS-S-TOU Customer 9	\$ 89,681.34	\$ 90,710.54	1.15%	\$ 177,829.08	\$ 175,163.52	-1.50%
IGS-S-TOU Customer 10	\$ 185,174.68	\$ 187,164.55	1.07%	\$ 532,547.87	#N/A	#N/A
IGS-S-TOU Customer 11	\$ 127,216.17	\$ 128,791.19	1.24%	\$ 225,208.86	\$ 222,376.64	-1.26%
IGS-S-TOU Customer 12	\$ 82,429.32	\$ 83,398.89	1.18%	\$ 330,705.94	\$ 328,954.94	-0.53%
IGS-S-TOU Customer 13	\$ 64,807.81	\$ 65,583.12	1.20%	\$ 230,439.55	\$ 229,277.52	-0.50%
IGS-S-TOU Customer 14	\$ 93,896.23	\$ 94,934.07	1.11%	\$ 305,882.30	\$ 302,952.40	-0.96%
IGS-S-TOU Customer 15	\$ 78,050.27	\$ 78,954.72	1.16%	\$ 324,827.09	\$ 322,605.57	-0.68%
IGS-S-TOU Customer 16	\$ 120,183.49	\$ 121,564.56	1.15%	\$ 453,570.24	\$ 452,259.22	-0.29%
IGS-S-TOU Customer 17	\$ 73,014.77	\$ 73,891.06	1.20%	\$ 359,066.38	\$ 357,038.43	-0.56%
IGS-S-TOU Customer 18	\$ 117,989.06	\$ 119,368.18	1.17%	\$ 569,659.72	\$ 566,111.73	-0.62%
IGS-S-TOU Customer 19	\$ 133,747.14	\$ 135,266.87	1.14%	\$ 547,141.71	\$ 543,764.80	-0.62%
IGS-S-TOU Customer 20	\$ 86,241.00	\$ 87,242.06	1.16%	\$ 351,273.46	\$ 349,762.43	-0.43%
IGS-S-TOU Customer 21	\$ 107,323.39	\$ 108,559.08	1.15%	\$ 468,968.53	\$ 466,370.72	-0.55%
IGS-S-TOU Customer 22	\$ 156,970.24	\$ 158,795.13	1.16%	\$ 830,995.29	\$ 825,712.66	-0.64%
IGS-S-TOU Customer 23	\$ 69,671.39	\$ 70,450.16	1.12%	\$ 202,677.68	\$ 201,066.50	-0.79%
IGS-S-TOU Customer 24	\$ 81,694.27	\$ 82,649.98	1.17%	\$ 360,640.26	\$ 358,514.00	-0.59%
IGS-S-TOU Customer 25	\$ 126,730.17	\$ 128,013.14	1.01%	\$ 286,149.33	\$ 282,127.88	-1.41%
IGS-S-TOU Customer 26	\$ 79,286.52	\$ 80,199.55	1.15%	\$ 318,006.61	\$ 315,308.70	-0.85%
IGS-S-TOU Customer 27	\$ 72,482.83	\$ 73,363.99	1.22%	\$ 322,927.58	\$ 320,854.05	-0.64%
IGS-S-TOU Customer 28	\$ 94,331.97	\$ 95,440.95	1.18%	\$ 446,690.61	\$ 444,040.88	-0.59%
IGS-S-TOU Customer 29	\$ 113,702.62	\$ 115,018.35	1.16%	\$ 545,775.73	\$ 542,653.98	-0.57%
IGS-S-TOU Customer 30	\$ 82,354.04	\$ 83,324.61	1.18%	\$ 365,246.16	\$ 362,954.27	-0.63%
IGS-S-TOU Customer 31	\$ 103,561.64	\$ 104,722.25	1.12%	\$ 393,726.30	\$ 390,050.33	-0.93%
IGS-S-TOU Customer 32	\$ 80,742.95	\$ 81,662.18	1.14%	\$ 314,621.66	\$ 311,589.51	-0.96%
IGS-S-TOU Customer 33	\$ 86,657.59	\$ 87,700.02	1.20%	\$ 333,524.75	\$ 331,022.44	-0.75%
IGS-S-TOU Customer 34	\$ 77,649.39	\$ 78,527.60	1.13%	\$ 232,991.02	\$ 230,810.43	-0.94%
IGS-S-TOU Customer 35	\$ 86,276.04	\$ 87,267.94	1.15%	\$ 306,812.58	\$ 304,090.96	-0.89%
IGS-S-TOU Customer 36	\$ 84,476.59	\$ 85,421.53	1.12%	\$ 278,005.28	\$ 275,271.82	-0.98%
IGS-S-TOU Customer 37	\$ 191,588.37	\$ 193,867.30	1.19%	\$ 637,807.09	#N/A	#N/A

Attachment 19
Docket No. 2022-00152

Customer	Delivery 8/23 Prices	Delivery 1/24 Prices	Delivery % Difference	Bundled 8/23 Prices	Bundled 1/24 Prices	Bundled % Difference
IGS-S-TOU Customer 38	\$ 172,640.58	\$ 174,653.01	1.17%	\$ 982,996.40	\$ 977,133.13	-0.60%
IGS-S-TOU Customer 39	\$ 67,159.09	\$ 67,938.77	1.16%	\$ 211,506.05	\$ 209,770.57	-0.82%
IGS-S-TOU Customer 40	\$ 99,893.89	\$ 101,035.38	1.14%	\$ 386,847.14	\$ 384,282.81	-0.66%
IGS-S-TOU Customer 41	\$ 74,024.53	\$ 74,893.55	1.17%	\$ 340,860.78	\$ 338,919.81	-0.57%
IGS-S-TOU Customer 42	\$ 92,567.18	\$ 93,652.62	1.17%	\$ 443,834.44	\$ 440,895.25	-0.66%
IGS-S-TOU Customer 43	\$ 74,312.02	\$ 75,188.23	1.18%	\$ 322,976.18	\$ 321,059.46	-0.59%
IGS-S-TOU Customer 44	\$ 79,101.60	\$ 80,041.58	1.19%	\$ 377,472.42	\$ 375,210.85	-0.60%
IGS-S-TOU Customer 45	\$ 114,381.23	\$ 115,720.48	1.17%	\$ 516,065.35	\$ 512,574.95	-0.68%
IGS-S-TOU Customer 46	\$ 192,824.57	\$ 195,113.67	1.19%	\$ 889,746.03	\$ 883,681.09	-0.68%
IGS-S-TOU Customer 47	\$ 111,407.02	\$ 112,759.47	1.21%	\$ 253,688.82	#N/A	#N/A
IGS-S-TOU Customer 48	\$ 88,510.73	\$ 89,548.14	1.17%	\$ 390,182.85	\$ 387,741.51	-0.63%
IGS-S-TOU Customer 49	\$ 91,654.24	\$ 92,718.15	1.16%	\$ 397,212.88	\$ 394,113.06	-0.78%
IGS-S-TOU Customer 50	\$ 75,877.13	\$ 76,789.39	1.20%	\$ 328,906.41	\$ 326,830.82	-0.63%
IGS-S-TOU Customer 51	\$ 118,166.10	\$ 119,417.47	1.06%	\$ 341,245.43	\$ 335,606.56	-1.65%
IGS-S-TOU Customer 52	\$ 122,284.64	\$ 123,651.28	1.12%	\$ 204,748.78	\$ 205,957.85	0.59%
IGS-S-TOU Customer 53	\$ 81,158.80	\$ 82,146.06	1.22%	\$ 335,857.27	#N/A	#N/A
IGS-S-TOU Customer 54	\$ 130,897.94	\$ 132,408.07	1.15%	\$ 581,271.87	\$ 578,314.06	-0.51%
IGS-S-TOU Customer 55	\$ 344,783.05	\$ 348,364.00	1.04%	\$ 427,664.73	\$ 426,863.05	-0.19%
IGS-S-TOU Customer 56	\$ 70,780.77	\$ 71,588.42	1.14%	\$ 131,023.82	\$ 131,649.64	0.48%
IGS-S-TOU Customer 57	\$ 99,961.60	\$ 101,116.04	1.15%	\$ 424,646.60	\$ 421,687.68	-0.70%
IGS-S-TOU Customer 58	\$ 68,783.26	\$ 69,610.80	1.20%	\$ 322,048.15	\$ 320,186.68	-0.58%
IGS-S-TOU Customer 59	\$ 88,925.38	\$ 89,966.23	1.17%	\$ 410,739.15	\$ 408,008.11	-0.66%
IGS-S-TOU Customer 60	\$ 73,173.71	\$ 74,053.73	1.20%	\$ 363,137.09	\$ 361,136.90	-0.55%
IGS-S-TOU Customer 61	\$ 85,007.82	\$ 86,007.77	1.18%	\$ 305,022.43	\$ 303,467.67	-0.51%
IGS-S-TOU Customer 62	\$ 66,245.45	\$ 67,031.81	1.19%	\$ 223,738.48	\$ 223,570.67	-0.08%
IGS-S-TOU Customer 63	\$ 80,850.73	\$ 81,784.44	1.15%	\$ 321,692.34	\$ 319,928.66	-0.55%
IGS-S-TOU Customer 64	\$ 110,036.22	\$ 111,326.24	1.17%	\$ 519,433.98	\$ 516,508.95	-0.56%
IGS-S-TOU Customer 65	\$ 177,157.13	\$ 179,109.50	1.10%	\$ 597,035.93	#N/A	#N/A
IGS-S-TOU Customer 66	\$ 82,553.93	\$ 83,479.12	1.12%	\$ 239,436.04	\$ 237,065.64	-0.99%
IGS-S-TOU Customer 67	\$ 103,821.83	\$ 105,027.68	1.16%	\$ 464,268.69	\$ 461,537.26	-0.59%
IGS-S-TOU Customer 68	\$ 126,715.23	\$ 128,184.89	1.16%	\$ 615,988.91	\$ 612,676.55	-0.54%
IGS-S-TOU Customer 69	\$ 99,790.93	\$ 100,970.47	1.18%	\$ 468,894.84	\$ 466,351.76	-0.54%
IGS-S-TOU Customer 70	\$ 91,248.98	\$ 92,317.49	1.17%	\$ 379,078.83	\$ 376,927.80	-0.57%
IGS-S-TOU Customer 71	\$ 74,862.80	\$ 75,765.83	1.21%	\$ 341,691.67	\$ 340,041.14	-0.48%
IGS-S-TOU Customer 72	\$ 117,377.74	\$ 118,747.16	1.17%	\$ 577,337.03	#N/A	#N/A
IGS-S-TOU Customer 73	\$ 92,944.67	\$ 93,949.97	1.08%	\$ 283,829.42	\$ 281,430.98	-0.85%
IGS-S-TOU Customer 74	\$ 91,379.67	\$ 92,371.12	1.08%	\$ 143,385.37	\$ 141,048.05	-1.63%
IGS-S-TOU Customer 75	\$ 81,944.53	\$ 82,814.07	1.06%	\$ 121,462.57	\$ 119,671.95	-1.47%

Attachment 19
Docket No. 2022-00152

Customer	Delivery 8/23 Prices	Delivery 1/24 Prices	Delivery % Difference	Bundled 8/23 Prices	Bundled 1/24 Prices	Bundled % Difference
IGS-S-TOU Customer 76	\$ 96,350.09	\$ 97,370.44	1.06%	\$ 114,929.36	#N/A	#N/A
IGS-S-TOU Customer 77	\$ 166,581.03	\$ 168,525.15	1.17%	\$ 734,978.44	\$ 729,479.17	-0.75%
IGS-S-TOU Customer 78	\$ 23,595.65	\$ 23,934.75	1.44%	\$ 256,828.82	\$ 255,820.41	-0.39%
IGS-S-TOU Customer 79	\$ 40,184.61	\$ 40,676.53	1.22%	\$ 68,030.45	\$ 68,252.63	0.33%
IGS-S-TOU Customer 80	\$ 104,818.24	\$ 106,087.44	1.21%	\$ 358,665.58	\$ 356,248.29	-0.67%
IGS-S-TOU Customer 81	\$ 129,122.43	\$ 130,618.33	1.16%	\$ 604,347.76	\$ 600,615.57	-0.62%
IGS-S-TOU Customer 82	#N/A	#N/A	#N/A	#N/A	#N/A	#N/A
IGS-S-TOU Customer 83	\$ 71,459.07	\$ 72,276.12	1.14%	\$ 215,306.32	#N/A	#N/A
IGS-S-TOU Customer 84	\$ 63,207.76	\$ 63,909.82	1.11%	\$ 225,303.03	\$ 222,759.55	-1.13%
IGS-S-TOU Customer 85	\$ 95,483.68	\$ 96,448.25	1.01%	\$ 228,342.11	\$ 224,865.75	-1.52%
IGS-S-TOU Customer 86	#N/A	#N/A	#N/A	#N/A	#N/A	#N/A
IGS-S-TOU Customer 87	\$ 85,445.62	\$ 86,422.91	1.14%	\$ 318,038.32	#N/A	#N/A
IGS-S-TOU Customer 88	\$ 103,579.24	\$ 104,719.78	1.10%	\$ 239,423.60	\$ 236,458.98	-1.24%
IGS-S-TOU Customer 89	\$ 73,549.84	\$ 74,440.02	1.21%	\$ 363,431.84	#N/A	#N/A
IGS-S-TOU Customer 90	\$ 94,221.95	\$ 95,331.01	1.18%	\$ 445,908.05	\$ 442,951.69	-0.66%
IGS-S-TOU Customer 91	\$ 113,164.68	\$ 114,449.37	1.14%	\$ 455,109.26	\$ 451,842.89	-0.72%
IGS-S-TOU Customer 92	\$ 97,165.44	\$ 98,305.45	1.17%	\$ 266,317.94	\$ 263,547.46	-1.04%
IGS-S-TOU Customer 93	\$ 95,840.74	\$ 96,885.03	1.09%	\$ 233,915.69	#N/A	#N/A
IGS-S-TOU Customer 94	\$ 71,361.91	\$ 72,024.44	0.93%	\$ 83,970.91	\$ 82,046.30	-2.29%
IGS-S-TOU Customer 95	\$ 143,000.17	\$ 144,473.78	1.03%	\$ 149,691.81	\$ 145,293.62	-2.94%
IGS-S-TOU Customer 96	\$ 159,197.80	\$ 160,816.32	1.02%	\$ 168,840.41	\$ 164,035.25	-2.85%
IGS-S-TOU Customer 97	#N/A	#N/A	#N/A	#N/A	#N/A	#N/A
IGS-S-TOU Customer 98	#N/A	#N/A	#N/A	#N/A	#N/A	#N/A
IGS-S-TOU Customer 99	\$ 110,567.92	\$ 111,820.45	1.13%	\$ 383,668.77	\$ 381,858.89	-0.47%
IGS-S-TOU Customer 100	\$ 108,035.90	\$ 109,276.97	1.15%	\$ 369,305.62	\$ 366,031.77	-0.89%
IGS-S-TOU Customer 101	\$ 79,612.15	\$ 80,559.24	1.19%	\$ 381,419.77	\$ 379,039.45	-0.62%
IGS-S-TOU Customer 102	\$ 183,489.24	\$ 185,473.26	1.08%	\$ 509,735.30	\$ 503,838.83	-1.16%
IGS-S-TOU Customer 103	#N/A	#N/A	#N/A	#N/A	#N/A	#N/A
IGS-S-TOU Customer 104	\$ 82,238.57	\$ 83,198.53	1.17%	\$ 300,264.78	\$ 298,357.74	-0.64%
IGS-S-TOU Customer 105	\$ 114,227.71	\$ 115,526.73	1.14%	\$ 402,097.25	#N/A	#N/A
IGS-S-TOU Customer 106	\$ 76,197.19	\$ 77,050.26	1.12%	\$ 239,802.20	\$ 237,011.49	-1.16%
IGS-S-TOU Customer 107	\$ 85,500.49	\$ 86,439.51	1.10%	\$ 155,582.63	\$ 152,842.34	-1.76%
IGS-S-TOU Customer 108	\$ 82,732.15	\$ 83,696.77	1.17%	\$ 284,028.46	\$ 281,849.25	-0.77%
IGS-S-TOU Customer 109	#N/A	#N/A	#N/A	#N/A	#N/A	#N/A
IGS-S-TOU Customer 110	\$ 31,956.19	\$ 32,330.20	1.17%	\$ 53,554.64	\$ 50,825.52	-5.10%
IGS-S-TOU Customer 111	\$ 70,111.94	\$ 70,896.60	1.12%	\$ 203,586.51	\$ 201,813.32	-0.87%
IGS-S-TOU Customer 112	\$ (1,035.32)	\$ (924.36)	-10.72%	\$ 213,397.54	\$ 213,001.28	-0.19%
IGS-S-TOU Customer 113	\$ 52,344.89	\$ 52,847.58	0.96%	\$ 72,837.10	\$ 70,036.10	-3.85%

Attachment 19
Docket No. 2022-00152

Customer	Delivery 8/23 Prices	Delivery 1/24 Prices	Delivery % Difference	Bundled 8/23 Prices	Bundled 1/24 Prices	Bundled % Difference
IGS-S-TOU Customer 114	\$ 145,418.85	\$ 147,041.80	1.12%	\$ 630,974.62	\$ 627,115.91	-0.61%
IGS-S-TOU Customer 115	\$ 75,460.22	\$ 76,304.67	1.12%	\$ 171,783.94	#N/A	#N/A
IGS-S-TOU Customer 116	\$ 77,796.16	\$ 78,714.69	1.18%	\$ 248,936.05	\$ 245,728.73	-1.29%
IGS-S-TOU Customer 117	\$ 149,314.66	\$ 150,907.69	1.07%	\$ 282,603.37	\$ 278,361.03	-1.50%
IGS-S-TOU Customer 118	#N/A	#N/A	#N/A	#N/A	#N/A	#N/A
IGS-S-TOU Customer 119	\$ 81,080.87	\$ 81,994.60	1.13%	\$ 227,268.81	\$ 225,341.75	-0.85%
IGS-S-TOU Customer 120	\$ 91,036.06	\$ 92,060.38	1.13%	\$ 312,358.46	\$ 309,327.99	-0.97%
IGS-S-TOU Customer 121	\$ 65,505.35	\$ 66,186.30	1.04%	\$ 65,505.35	\$ 64,513.14	-1.51%
IGS-S-TOU Customer 122	\$ 122,398.16	\$ 123,746.94	1.10%	\$ 454,151.88	\$ 450,318.44	-0.84%
IGS-S-TOU Customer 123	\$ 93,673.47	\$ 94,766.60	1.17%	\$ 424,081.75	\$ 421,795.47	-0.54%
IGS-S-TOU Customer 124	\$ 101,017.79	\$ 102,210.51	1.18%	\$ 525,711.50	\$ 522,205.04	-0.67%
IGS-S-TOU Customer 125	\$ 77,877.25	\$ 78,792.94	1.18%	\$ 324,255.01	\$ 322,630.63	-0.50%
IGS-S-TOU Customer 126	\$ 81,839.23	\$ 82,796.07	1.17%	\$ 310,343.55	\$ 308,770.67	-0.51%
IGS-S-TOU Customer 127	\$ 111,777.83	\$ 113,086.59	1.17%	\$ 523,411.99	\$ 520,502.17	-0.56%
IGS-S-TOU Customer 128	\$ 87,786.01	\$ 88,822.70	1.18%	\$ 415,915.93	\$ 413,561.29	-0.57%
IGS-S-TOU Customer 129	\$ 33,285.52	\$ 33,630.39	1.04%	\$ 54,133.26	\$ 51,550.51	-4.77%
IGS-S-TOU Customer 130	\$ 92,482.77	\$ 93,575.00	1.18%	\$ 279,564.64	\$ 276,785.28	-0.99%
IGS-S-TOU Customer 131	\$ 91,732.09	\$ 92,813.85	1.18%	\$ 358,560.98	\$ 356,763.95	-0.50%
IGS-S-TOU Customer 132	\$ 45,636.60	\$ 46,162.91	1.15%	\$ 120,651.23	#N/A	#N/A
IGS-S-TOU Customer 133	\$ 87,901.87	\$ 88,956.27	1.20%	\$ 409,375.08	\$ 407,276.60	-0.51%
IGS-S-TOU Customer 134	\$ 74,403.32	\$ 75,278.14	1.18%	\$ 323,813.65	\$ 321,771.80	-0.63%
IGS-S-TOU Customer 135	\$ 88,757.60	\$ 89,763.98	1.13%	\$ 268,109.87	\$ 265,766.84	-0.87%
IGS-S-TOU Customer 136	\$ 69,793.37	\$ 70,612.44	1.17%	\$ 325,137.70	\$ 322,787.47	-0.72%
IGS-S-TOU Customer 137	#N/A	#N/A	#N/A	#N/A	#N/A	#N/A
IGS-S-TOU Customer 138	\$ 90,987.22	\$ 92,082.92	1.20%	\$ 237,506.10	\$ 234,593.64	-1.23%
IGS-S-TOU Customer 139	#N/A	#N/A	#N/A	#N/A	#N/A	#N/A
IGS-S-TOU Customer 140	\$ 92,379.44	\$ 93,362.58	1.06%	\$ 221,303.56	\$ 218,123.33	-1.44%
IGS-S-TOU Customer 141	\$ 123,146.15	\$ 124,552.85	1.14%	\$ 443,073.43	#N/A	#N/A
IGS-S-TOU Customer 142	\$ 99,197.35	\$ 100,353.29	1.17%	\$ 428,474.08	\$ 425,927.32	-0.59%
IGS-S-TOU Customer 143	\$ 143,088.95	\$ 144,741.00	1.15%	\$ 637,130.72	\$ 633,876.54	-0.51%
IGS-S-TOU Customer 144	\$ 92,429.52	\$ 93,472.36	1.13%	\$ 351,484.38	#N/A	#N/A
IGS-S-TOU Customer 145	\$ 90,158.36	\$ 91,221.47	1.18%	\$ 250,716.21	\$ 248,374.40	-0.93%
IGS-S-TOU Customer 146	\$ 82,266.50	\$ 83,218.52	1.16%	\$ 325,693.63	\$ 323,795.19	-0.58%
IGS-S-TOU Customer 147	\$ 62,968.03	\$ 63,716.10	1.19%	\$ 248,206.60	#N/A	#N/A
IGS-S-TOU Customer 148	\$ 89,942.66	\$ 90,957.76	1.13%	\$ 285,810.18	\$ 283,109.28	-0.94%
IGS-S-TOU Customer 149	\$ 96,115.21	\$ 97,228.34	1.16%	\$ 449,674.77	\$ 446,644.23	-0.67%
IGS-S-TOU Customer 150	\$ 99,491.66	\$ 100,672.99	1.19%	\$ 435,726.51	\$ 432,569.55	-0.72%
IGS-S-TOU Customer 151	\$ 87,391.04	\$ 88,322.06	1.07%	\$ 271,832.15	\$ 269,319.05	-0.92%

Attachment 19
Docket No. 2022-00152

Customer	Delivery 8/23 Prices	Delivery 1/24 Prices	Delivery % Difference	Bundled 8/23 Prices	Bundled 1/24 Prices	Bundled % Difference
IGS-S-TOU Customer 152	\$ 67,838.18	\$ 68,649.26	1.20%	\$ 301,962.38	#N/A	#N/A
IGS-S-TOU Customer 153	\$ 68,858.56	\$ 69,593.79	1.07%	\$ 227,863.71	#N/A	#N/A
IGS-S-TOU Customer 154	\$ 93,497.35	\$ 94,571.96	1.15%	\$ 274,281.81	#N/A	#N/A
IGS-S-TOU Customer 155	\$ 182,079.33	\$ 183,994.14	1.05%	\$ 495,931.69	\$ 490,386.28	-1.12%
IGS-S-TOU Customer 156	\$ 155,631.51	\$ 157,307.72	1.08%	\$ 397,294.27	\$ 391,933.39	-1.35%
IGS-S-TOU Customer 157	\$ 104,519.93	\$ 105,680.42	1.11%	\$ 382,991.63	\$ 379,479.72	-0.92%
IGS-S-TOU Customer 158	\$ 99,684.04	\$ 100,831.69	1.15%	\$ 366,659.57	\$ 363,726.85	-0.80%
IGS-S-TOU Customer 159	\$ 58,807.07	\$ 59,437.85	1.07%	\$ 182,045.12	#N/A	#N/A
IGS-S-TOU Customer 160	\$ 170,687.03	\$ 172,731.50	1.20%	\$ 397,831.54	\$ 392,787.09	-1.27%
IGS-S-TOU Customer 161	\$ 104,110.85	\$ 105,282.29	1.13%	\$ 361,298.63	\$ 357,911.93	-0.94%
IGS-S-TOU Customer 162	\$ 69,882.23	\$ 70,656.67	1.11%	\$ 95,672.80	\$ 93,711.27	-2.05%
IGS-S-TOU Customer 163	\$ 154,457.68	\$ 156,314.02	1.20%	\$ 397,581.65	\$ 392,661.81	-1.24%
IGS-S-TOU Customer 164	\$ 94,218.24	\$ 95,332.65	1.18%	\$ 431,086.72	\$ 428,033.62	-0.71%
IGS-S-TOU Customer 165	\$ 89,288.16	\$ 90,330.15	1.17%	\$ 400,129.19	#N/A	#N/A
IGS-S-TOU Customer 166	\$ 80,175.64	\$ 81,117.32	1.17%	\$ 358,268.79	\$ 355,855.58	-0.67%
IGS-S-TOU Customer 167	\$ 68,421.42	\$ 69,206.28	1.15%	\$ 210,770.11	#N/A	#N/A
IGS-S-TOU Customer 168	\$ 78,893.97	\$ 79,801.91	1.15%	\$ 153,012.42	\$ 153,468.49	0.30%
IGS-S-TOU Customer 169	\$ 75,507.97	\$ 76,408.17	1.19%	\$ 312,947.43	#N/A	#N/A
IGS-S-TOU Customer 170	\$ 97,835.30	\$ 98,941.25	1.13%	\$ 339,394.36	\$ 336,927.15	-0.73%
IGS-S-TOU Customer 171	\$ 94,837.47	\$ 95,935.80	1.16%	\$ 385,891.76	\$ 383,843.25	-0.53%
IGS-S-TOU Customer 172	\$ 79,292.07	\$ 80,252.34	1.21%	\$ 458,627.70	\$ 455,978.00	-0.58%
IGS-S-TOU Customer 173	\$ 73,246.25	\$ 74,135.35	1.21%	\$ 343,497.42	\$ 341,380.78	-0.62%
IGS-S-TOU Customer 174	\$ 76,438.89	\$ 77,359.18	1.20%	\$ 330,632.97	\$ 328,580.07	-0.62%
IGS-S-TOU Customer 175	\$ 71,117.85	\$ 71,969.33	1.20%	\$ 330,344.17	#N/A	#N/A
IGS-S-TOU Customer 176	\$ 82,138.14	\$ 83,103.95	1.18%	\$ 306,459.83	\$ 304,299.67	-0.70%
IGS-S-TOU Customer 177	#N/A	#N/A	#N/A	#N/A	#N/A	#N/A
IGS-S-TOU Customer 178	\$ 106,192.83	\$ 107,403.62	1.14%	\$ 213,078.87	\$ 209,824.66	-1.53%
IGS-S-TOU Customer 179	\$ 69,570.91	\$ 70,402.18	1.19%	\$ 312,825.46	#N/A	#N/A
IGS-S-TOU Customer 180	\$ 32,119.16	\$ 32,502.19	1.19%	\$ 69,616.88	\$ 67,199.24	-3.47%
IGS-S-TOU Customer 181	\$ 106,999.59	\$ 108,319.19	1.23%	\$ 491,168.43	\$ 487,396.52	-0.77%
IGS-S-TOU Customer 182	\$ 86,876.76	\$ 87,862.32	1.13%	\$ 315,032.85	\$ 311,879.40	-1.00%
IGS-S-TOU Customer 183	\$ 88,823.01	\$ 89,838.56	1.14%	\$ 281,286.72	\$ 279,826.12	-0.52%
IGS-S-TOU Customer 184	\$ 84,983.78	\$ 85,922.25	1.10%	\$ 194,109.79	\$ 191,894.56	-1.14%
IGS-S-TOU Customer 185	\$ 69,963.05	\$ 70,803.34	1.20%	\$ 320,723.48	\$ 318,802.57	-0.60%
IGS-S-TOU Customer 186	\$ 50,967.23	\$ 51,483.08	1.01%	\$ 130,213.10	#N/A	#N/A
IGS-S-TOU Customer 187	\$ 71,192.71	\$ 72,052.48	1.21%	\$ 328,269.73	\$ 326,336.99	-0.59%
IGS-S-TOU Customer 188	\$ 143,342.72	\$ 144,992.83	1.15%	\$ 692,375.55	\$ 687,959.74	-0.64%
IGS-S-TOU Customer 189	\$ 83,999.82	\$ 85,003.84	1.20%	\$ 409,826.46	\$ 407,454.57	-0.58%

Attachment 19
Docket No. 2022-00152

Customer	Delivery 8/23 Prices	Delivery 1/24 Prices	Delivery % Difference	Bundled 8/23 Prices	Bundled 1/24 Prices	Bundled % Difference
IGS-S-TOU Customer 190	\$ 86,273.13	\$ 87,277.33	1.16%	\$ 378,862.43	\$ 376,482.97	-0.63%
IGS-S-TOU Customer 191	\$ 109,730.40	\$ 110,880.18	1.05%	\$ 214,976.63	\$ 210,608.52	-2.03%
IGS-S-TOU Customer 192	\$ 149,107.55	\$ 150,905.18	1.21%	\$ 516,203.75	\$ 511,578.83	-0.90%
IGS-S-TOU Customer 193	\$ 68,474.80	\$ 69,273.24	1.17%	\$ 207,222.84	\$ 206,119.57	-0.53%
IGS-S-TOU Customer 194	#N/A	#N/A	#N/A	#N/A	#N/A	#N/A
IGS-S-TOU Customer 195	\$ 97,610.93	\$ 98,676.08	1.09%	\$ 219,402.20	\$ 216,623.69	-1.27%
IGS-S-TOU Customer 196	\$ 130,412.88	\$ 131,886.47	1.13%	\$ 534,514.33	\$ 530,643.00	-0.72%
IGS-S-TOU Customer 197	\$ 95,682.22	\$ 96,767.92	1.13%	\$ 317,894.07	\$ 315,435.31	-0.77%
IGS-S-TOU Customer 198	\$ 71,848.69	\$ 72,711.73	1.20%	\$ 347,063.20	#N/A	#N/A
IGS-S-TOU Customer 199	\$ 114,002.25	\$ 115,276.64	1.12%	\$ 386,463.19	\$ 383,731.67	-0.71%
IGS-S-TOU Customer 200	\$ 78,113.74	\$ 78,957.71	1.08%	\$ 246,013.09	\$ 243,676.39	-0.95%
IGS-S-TOU Customer 201	\$ 79,856.84	\$ 80,761.35	1.13%	\$ 232,505.04	\$ 230,014.27	-1.07%
IGS-S-TOU Customer 202	\$ 63,222.19	\$ 63,927.60	1.12%	\$ 182,576.58	\$ 179,317.82	-1.78%
IGS-S-TOU Customer 203	\$ 95,187.58	\$ 96,303.47	1.17%	\$ 447,300.99	\$ 444,875.53	-0.54%
IGS-S-TOU Customer 204	\$ 126,462.76	\$ 127,943.16	1.17%	\$ 427,855.44	\$ 424,382.51	-0.81%
IGS-S-TOU Customer 205	\$ 88,701.93	\$ 89,661.64	1.08%	\$ 308,969.78	\$ 305,926.40	-0.99%
Total			194			
Number of customers with im			194			
% of customers with impacts			100%			
(16.88% RY1, 8.91% RY2, 7.5						

**Stipulation
Attachment 19
Docket No. 2022-00152**

Customer	Distribution 1/24 Prices	Distribution 8/24 Prices	Distribution % Difference	Delivery 1/24 Prices	Delivery 8/24 Prices	Delivery % Difference
IGS-S-TOU Customer 1	\$ 27,179.03	\$ 13,793.07	-49.25%	\$ 90,479.24	\$ 68,517.89	-24.27%
IGS-S-TOU Customer 2	\$ 28,893.25	#N/A	#N/A	\$ 96,124.05	#N/A	#N/A
IGS-S-TOU Customer 3	\$ 28,171.14	\$ 15,195.46	-46.06%	\$ 96,485.43	\$ 77,911.64	-19.25%
IGS-S-TOU Customer 4	\$ 21,734.35	\$ 27,049.69	24.46%	\$ 89,447.41	\$ 158,844.25	77.58%
IGS-S-TOU Customer 5	\$ 27,653.48	\$ 13,141.05	-52.48%	\$ 98,849.50	\$ 71,439.58	-27.73%
IGS-S-TOU Customer 6	\$ 30,336.54	\$ 15,820.59	-47.85%	\$ 101,000.77	\$ 80,445.04	-20.35%
IGS-S-TOU Customer 7	\$ 31,070.44	\$ 17,375.42	-44.08%	\$ 106,585.58	\$ 93,229.74	-12.53%
IGS-S-TOU Customer 8	\$ 28,223.99	\$ 9,922.36	-64.84%	\$ 92,829.77	\$ 33,641.11	-63.76%
IGS-S-TOU Customer 9	\$ 26,974.67	\$ 7,683.59	-71.52%	\$ 90,710.54	\$ 23,465.28	-74.13%
IGS-S-TOU Customer 10	\$ 52,271.12	#N/A	#N/A	\$ 187,164.55	#N/A	#N/A
IGS-S-TOU Customer 11	\$ 41,059.57	\$ 10,770.29	-73.77%	\$ 128,791.19	\$ 10,515.75	-91.84%
IGS-S-TOU Customer 12	\$ 25,465.03	\$ 13,345.98	-47.59%	\$ 83,398.89	\$ 65,384.12	-21.60%
IGS-S-TOU Customer 13	\$ 20,370.19	\$ 10,386.50	-49.01%	\$ 65,583.12	\$ 48,911.02	-25.42%
IGS-S-TOU Customer 14	\$ 27,277.93	\$ 14,873.48	-45.47%	\$ 94,934.07	\$ 77,015.76	-18.87%
IGS-S-TOU Customer 15	\$ 23,762.00	\$ 12,708.97	-46.52%	\$ 78,954.72	\$ 61,457.57	-22.16%
IGS-S-TOU Customer 16	\$ 36,238.60	\$ 18,786.71	-48.16%	\$ 121,564.56	\$ 98,188.87	-19.23%
IGS-S-TOU Customer 17	\$ 23,033.14	\$ 12,928.28	-43.87%	\$ 73,891.06	\$ 62,469.91	-15.46%
IGS-S-TOU Customer 18	\$ 36,224.51	\$ 19,429.24	-46.36%	\$ 119,368.18	\$ 99,328.12	-16.79%
IGS-S-TOU Customer 19	\$ 39,918.53	\$ 19,524.23	-51.09%	\$ 135,266.87	\$ 102,108.57	-24.51%
IGS-S-TOU Customer 20	\$ 26,297.82	\$ 14,175.30	-46.10%	\$ 87,242.06	\$ 71,080.35	-18.53%
IGS-S-TOU Customer 21	\$ 32,468.26	\$ 15,595.55	-51.97%	\$ 108,559.08	\$ 78,312.78	-27.86%
IGS-S-TOU Customer 22	\$ 47,945.97	\$ 25,015.80	-47.83%	\$ 158,795.13	\$ 129,865.53	-18.22%
IGS-S-TOU Customer 23	\$ 20,476.90	\$ 11,517.13	-43.76%	\$ 70,450.16	\$ 59,258.72	-15.89%
IGS-S-TOU Customer 24	\$ 25,121.90	\$ 13,963.13	-44.42%	\$ 82,649.98	\$ 70,530.94	-14.66%
IGS-S-TOU Customer 25	\$ 33,714.01	\$ 13,456.84	-60.09%	\$ 128,013.14	\$ 71,995.53	-43.76%
IGS-S-TOU Customer 26	\$ 24,003.98	\$ 13,225.18	-44.90%	\$ 80,199.55	\$ 66,952.75	-16.52%
IGS-S-TOU Customer 27	\$ 23,143.61	\$ 12,820.06	-44.61%	\$ 73,363.99	\$ 60,914.44	-16.97%
IGS-S-TOU Customer 28	\$ 29,147.23	\$ 15,552.25	-46.64%	\$ 95,440.95	\$ 78,530.74	-17.72%
IGS-S-TOU Customer 29	\$ 34,561.81	\$ 18,797.92	-45.61%	\$ 115,018.35	\$ 96,827.20	-15.82%
IGS-S-TOU Customer 30	\$ 25,506.12	\$ 14,187.53	-44.38%	\$ 83,324.61	\$ 71,349.45	-14.37%
IGS-S-TOU Customer 31	\$ 30,518.87	\$ 16,578.28	-45.68%	\$ 104,722.25	\$ 87,756.99	-16.20%
IGS-S-TOU Customer 32	\$ 24,173.53	\$ 13,635.82	-43.59%	\$ 81,662.18	\$ 70,217.42	-14.01%
IGS-S-TOU Customer 33	\$ 27,336.93	\$ 13,097.05	-52.09%	\$ 87,700.02	\$ 55,971.81	-36.18%
IGS-S-TOU Customer 34	\$ 23,090.01	\$ 9,956.25	-56.88%	\$ 78,527.60	\$ 46,795.27	-40.41%
IGS-S-TOU Customer 35	\$ 26,062.97	\$ 14,511.13	-44.32%	\$ 87,267.94	\$ 73,353.97	-15.94%
IGS-S-TOU Customer 36	\$ 24,857.14	\$ 11,516.90	-53.67%	\$ 85,421.53	\$ 57,114.26	-33.14%
IGS-S-TOU Customer 37	\$ 59,591.61	#N/A	#N/A	\$ 193,867.30	#N/A	#N/A

Attachment 19
Docket No. 2022-00152

Customer	Distribution 1/24 Prices	Distribution 8/24 Prices	Distribution % Difference	Delivery 1/24 Prices	Delivery 8/24 Prices	Delivery % Difference
IGS-S-TOU Customer 38	\$ 52,870.71	\$ 28,568.60	-45.97%	\$ 174,653.01	\$ 148,632.72	-14.90%
IGS-S-TOU Customer 39	\$ 20,475.99	\$ 11,167.95	-45.46%	\$ 67,938.77	\$ 55,005.41	-19.04%
IGS-S-TOU Customer 40	\$ 29,992.80	\$ 15,222.75	-49.25%	\$ 101,035.38	\$ 78,327.99	-22.47%
IGS-S-TOU Customer 41	\$ 22,844.68	\$ 12,152.47	-46.80%	\$ 74,893.55	\$ 58,605.12	-21.75%
IGS-S-TOU Customer 42	\$ 28,534.55	\$ 14,751.06	-48.30%	\$ 93,652.62	\$ 73,500.80	-21.52%
IGS-S-TOU Customer 43	\$ 23,034.10	\$ 12,541.49	-45.55%	\$ 75,188.23	\$ 62,169.26	-17.32%
IGS-S-TOU Customer 44	\$ 24,708.36	\$ 13,332.96	-46.04%	\$ 80,041.58	\$ 65,101.87	-18.66%
IGS-S-TOU Customer 45	\$ 35,158.58	\$ 17,340.68	-50.68%	\$ 115,720.48	\$ 83,520.12	-27.83%
IGS-S-TOU Customer 46	\$ 59,980.23	\$ 33,049.70	-44.90%	\$ 195,113.67	\$ 160,816.80	-17.58%
IGS-S-TOU Customer 47	\$ 35,322.61	#N/A	#N/A	\$ 112,759.47	#N/A	#N/A
IGS-S-TOU Customer 48	\$ 27,258.26	\$ 14,813.48	-45.66%	\$ 89,548.14	\$ 74,929.78	-16.32%
IGS-S-TOU Customer 49	\$ 27,946.86	\$ 15,842.13	-43.31%	\$ 92,718.15	\$ 79,448.98	-14.31%
IGS-S-TOU Customer 50	\$ 23,964.91	\$ 12,967.20	-45.89%	\$ 76,789.39	\$ 62,457.29	-18.66%
IGS-S-TOU Customer 51	\$ 32,910.89	\$ 16,494.32	-49.88%	\$ 119,417.47	\$ 87,966.03	-26.34%
IGS-S-TOU Customer 52	\$ 35,777.40	\$ 7,166.67	-79.97%	\$ 123,651.28	\$ 18,769.34	-84.82%
IGS-S-TOU Customer 53	\$ 25,902.32	#N/A	#N/A	\$ 82,146.06	#N/A	#N/A
IGS-S-TOU Customer 54	\$ 39,648.93	\$ 21,415.82	-45.99%	\$ 132,408.07	\$ 112,632.26	-14.94%
IGS-S-TOU Customer 55	\$ 93,842.07	\$ 12,867.55	-86.29%	\$ 348,364.00	\$ 53,957.20	-84.51%
IGS-S-TOU Customer 56	\$ 21,170.26	\$ 9,211.15	-56.49%	\$ 71,588.42	\$ 38,286.65	-46.52%
IGS-S-TOU Customer 57	\$ 30,338.31	\$ 15,552.14	-48.74%	\$ 101,116.04	\$ 79,060.25	-21.81%
IGS-S-TOU Customer 58	\$ 21,752.37	\$ 12,066.66	-44.53%	\$ 69,610.80	\$ 57,774.98	-17.00%
IGS-S-TOU Customer 59	\$ 27,355.17	\$ 14,252.54	-47.90%	\$ 89,966.23	\$ 70,653.45	-21.47%
IGS-S-TOU Customer 60	\$ 23,130.04	\$ 12,849.59	-44.45%	\$ 74,053.73	\$ 61,887.95	-16.43%
IGS-S-TOU Customer 61	\$ 26,227.51	\$ 13,577.57	-48.23%	\$ 86,007.77	\$ 63,391.89	-26.30%
IGS-S-TOU Customer 62	\$ 20,658.13	\$ 11,035.96	-46.58%	\$ 67,031.81	\$ 54,692.82	-18.41%
IGS-S-TOU Customer 63	\$ 24,530.38	\$ 14,100.48	-42.52%	\$ 81,784.44	\$ 71,127.43	-13.03%
IGS-S-TOU Customer 64	\$ 33,888.68	\$ 18,062.14	-46.70%	\$ 111,326.24	\$ 92,711.06	-16.72%
IGS-S-TOU Customer 65	\$ 51,285.04	#N/A	#N/A	\$ 179,109.50	#N/A	#N/A
IGS-S-TOU Customer 66	\$ 24,316.47	\$ 8,735.05	-64.08%	\$ 83,479.12	\$ 37,895.52	-54.60%
IGS-S-TOU Customer 67	\$ 31,678.85	\$ 16,460.32	-48.04%	\$ 105,027.68	\$ 83,639.84	-20.36%
IGS-S-TOU Customer 68	\$ 38,599.67	\$ 20,811.34	-46.08%	\$ 128,184.89	\$ 107,761.26	-15.93%
IGS-S-TOU Customer 69	\$ 30,974.50	\$ 16,692.35	-46.11%	\$ 100,970.47	\$ 83,381.93	-17.42%
IGS-S-TOU Customer 70	\$ 28,067.85	\$ 14,362.30	-48.83%	\$ 92,317.49	\$ 71,038.08	-23.05%
IGS-S-TOU Customer 71	\$ 23,716.70	\$ 13,067.22	-44.90%	\$ 75,765.83	\$ 62,812.26	-17.10%
IGS-S-TOU Customer 72	\$ 35,968.24	#N/A	#N/A	\$ 118,747.16	#N/A	#N/A
IGS-S-TOU Customer 73	\$ 26,416.62	\$ 13,968.18	-47.12%	\$ 93,949.97	\$ 71,402.80	-24.00%
IGS-S-TOU Customer 74	\$ 26,055.53	\$ 13,352.05	-48.76%	\$ 92,371.12	\$ 73,705.24	-20.21%
IGS-S-TOU Customer 75	\$ 22,861.47	\$ 11,766.42	-48.53%	\$ 82,814.07	\$ 64,056.71	-22.65%

Attachment 19
Docket No. 2022-00152

Customer	Distribution 1/24 Prices	Distribution 8/24 Prices	Distribution % Difference	Delivery 1/24 Prices	Delivery 8/24 Prices	Delivery % Difference
IGS-S-TOU Customer 76	\$ 26,802.82	#N/A	#N/A	\$ 97,370.44	#N/A	#N/A
IGS-S-TOU Customer 77	\$ 50,998.27	\$ 28,318.33	-44.47%	\$ 168,525.15	\$ 143,162.25	-15.05%
IGS-S-TOU Customer 78	\$ 8,972.30	\$ 5,382.62	-40.01%	\$ 23,934.75	\$ 17,035.22	-28.83%
IGS-S-TOU Customer 79	\$ 12,870.94	\$ 4,882.03	-62.07%	\$ 40,676.53	\$ 16,676.35	-59.00%
IGS-S-TOU Customer 80	\$ 33,221.92	\$ 18,090.15	-45.55%	\$ 106,087.44	\$ 81,271.97	-23.39%
IGS-S-TOU Customer 81	\$ 39,299.21	\$ 21,196.53	-46.06%	\$ 130,618.33	\$ 111,106.87	-14.94%
IGS-S-TOU Customer 82	#N/A	#N/A	#N/A	#N/A	#N/A	#N/A
IGS-S-TOU Customer 83	\$ 21,472.47	#N/A	#N/A	\$ 72,276.12	#N/A	#N/A
IGS-S-TOU Customer 84	\$ 18,480.43	\$ 10,681.01	-42.20%	\$ 63,909.82	\$ 53,537.16	-16.23%
IGS-S-TOU Customer 85	\$ 25,382.22	\$ 11,891.43	-53.15%	\$ 96,448.25	\$ 62,266.87	-35.44%
IGS-S-TOU Customer 86	#N/A	#N/A	#N/A	#N/A	#N/A	#N/A
IGS-S-TOU Customer 87	\$ 25,695.82	#N/A	#N/A	\$ 86,422.91	#N/A	#N/A
IGS-S-TOU Customer 88	\$ 29,985.19	\$ 13,737.96	-54.18%	\$ 104,719.78	\$ 73,983.60	-29.35%
IGS-S-TOU Customer 89	\$ 23,389.81	#N/A	#N/A	\$ 74,440.02	#N/A	#N/A
IGS-S-TOU Customer 90	\$ 29,150.03	\$ 15,442.37	-47.02%	\$ 95,331.01	\$ 77,773.58	-18.42%
IGS-S-TOU Customer 91	\$ 33,757.57	\$ 6,411.01	-81.01%	\$ 114,449.37	\$ 19,755.42	-82.74%
IGS-S-TOU Customer 92	\$ 29,872.21	\$ 17,020.22	-43.02%	\$ 98,305.45	\$ 80,538.11	-18.07%
IGS-S-TOU Customer 93	\$ 27,441.16	#N/A	#N/A	\$ 96,885.03	#N/A	#N/A
IGS-S-TOU Customer 94	\$ 17,452.22	\$ 7,493.98	-57.06%	\$ 72,024.44	\$ 37,332.24	-48.17%
IGS-S-TOU Customer 95	\$ 38,711.88	\$ 8,739.84	-77.42%	\$ 144,473.78	\$ 42,707.79	-70.44%
IGS-S-TOU Customer 96	\$ 42,535.04	\$ 13,136.28	-69.12%	\$ 160,816.32	\$ 74,323.85	-53.78%
IGS-S-TOU Customer 97	#N/A	#N/A	#N/A	#N/A	#N/A	#N/A
IGS-S-TOU Customer 98	#N/A	#N/A	#N/A	#N/A	#N/A	#N/A
IGS-S-TOU Customer 99	\$ 32,874.09	\$ 16,830.50	-48.80%	\$ 111,820.45	\$ 87,949.35	-21.35%
IGS-S-TOU Customer 100	\$ 32,577.34	\$ 17,053.31	-47.65%	\$ 109,276.97	\$ 85,639.34	-21.63%
IGS-S-TOU Customer 101	\$ 24,899.19	\$ 13,246.16	-46.80%	\$ 80,559.24	\$ 65,144.68	-19.13%
IGS-S-TOU Customer 102	\$ 52,118.99	\$ 12,598.32	-75.83%	\$ 185,473.26	\$ 59,700.76	-67.81%
IGS-S-TOU Customer 103	#N/A	#N/A	#N/A	#N/A	#N/A	#N/A
IGS-S-TOU Customer 104	\$ 25,220.23	\$ 12,057.50	-52.19%	\$ 83,198.53	\$ 59,738.36	-28.20%
IGS-S-TOU Customer 105	\$ 34,129.92	#N/A	#N/A	\$ 115,526.73	#N/A	#N/A
IGS-S-TOU Customer 106	\$ 22,433.48	#N/A	#N/A	\$ 77,050.26	#N/A	#N/A
IGS-S-TOU Customer 107	\$ 24,653.45	\$ 9,077.95	-63.18%	\$ 86,439.51	\$ 38,924.71	-54.97%
IGS-S-TOU Customer 108	\$ 25,321.30	\$ 11,556.48	-54.36%	\$ 83,696.77	\$ 53,136.80	-36.51%
IGS-S-TOU Customer 109	#N/A	#N/A	#N/A	#N/A	#N/A	#N/A
IGS-S-TOU Customer 110	\$ 9,864.79	\$ 6,115.63	-38.01%	\$ 32,330.20	\$ 25,723.08	-20.44%
IGS-S-TOU Customer 111	\$ 20,640.95	\$ 11,158.75	-45.94%	\$ 70,896.60	\$ 57,312.14	-19.16%
IGS-S-TOU Customer 112	\$ 2,964.02	\$ 2,487.10	-16.09%	\$ (924.36)	\$ (1,847.45)	99.86%
IGS-S-TOU Customer 113	\$ 13,268.93	\$ 6,788.36	-48.84%	\$ 52,847.58	\$ 33,439.25	-36.73%

Attachment 19
Docket No. 2022-00152

Customer	Distribution 1/24 Prices	Distribution 8/24 Prices	Distribution % Difference	Delivery 1/24 Prices	Delivery 8/24 Prices	Delivery % Difference
IGS-S-TOU Customer 114	\$ 42,633.49	\$ 23,208.37	-45.56%	\$ 147,041.80	\$ 123,781.67	-15.82%
IGS-S-TOU Customer 115	\$ 22,195.57	#N/A	#N/A	\$ 76,304.67	#N/A	#N/A
IGS-S-TOU Customer 116	\$ 24,102.24	\$ 11,619.70	-51.79%	\$ 78,714.69	\$ 50,231.21	-36.19%
IGS-S-TOU Customer 117	\$ 41,805.71	\$ 23,735.85	-43.22%	\$ 150,907.69	\$ 131,214.03	-13.05%
IGS-S-TOU Customer 118	#N/A	#N/A	#N/A	#N/A	#N/A	#N/A
IGS-S-TOU Customer 119	\$ 24,028.91	\$ 9,335.86	-61.15%	\$ 81,994.60	\$ 44,350.16	-45.91%
IGS-S-TOU Customer 120	\$ 26,930.55	\$ 6,379.94	-76.31%	\$ 92,060.38	\$ 23,363.55	-74.62%
IGS-S-TOU Customer 121	\$ 17,890.49	#N/A	#N/A	\$ 66,186.30	#N/A	#N/A
IGS-S-TOU Customer 122	\$ 35,450.71	\$ 18,769.69	-47.05%	\$ 123,746.94	\$ 100,471.94	-18.81%
IGS-S-TOU Customer 123	\$ 28,719.33	\$ 15,819.37	-44.92%	\$ 94,766.60	\$ 80,565.15	-14.99%
IGS-S-TOU Customer 124	\$ 31,353.81	\$ 16,816.35	-46.37%	\$ 102,210.51	\$ 84,647.44	-17.18%
IGS-S-TOU Customer 125	\$ 24,063.70	\$ 12,954.17	-46.17%	\$ 78,792.94	\$ 64,779.12	-17.79%
IGS-S-TOU Customer 126	\$ 25,133.85	\$ 12,353.11	-50.85%	\$ 82,796.07	\$ 61,197.91	-26.09%
IGS-S-TOU Customer 127	\$ 34,376.02	\$ 18,310.64	-46.73%	\$ 113,086.59	\$ 94,245.37	-16.66%
IGS-S-TOU Customer 128	\$ 27,243.87	\$ 14,644.75	-46.25%	\$ 88,822.70	\$ 73,212.14	-17.57%
IGS-S-TOU Customer 129	\$ 9,123.71	\$ 5,091.01	-44.20%	\$ 33,630.39	\$ 21,975.99	-34.65%
IGS-S-TOU Customer 130	\$ 28,629.66	\$ 14,910.51	-47.92%	\$ 93,575.00	\$ 68,127.39	-27.19%
IGS-S-TOU Customer 131	\$ 28,401.17	\$ 14,906.35	-47.52%	\$ 92,813.85	\$ 74,327.88	-19.92%
IGS-S-TOU Customer 132	\$ 13,829.90	#N/A	#N/A	\$ 46,162.91	#N/A	#N/A
IGS-S-TOU Customer 133	\$ 27,688.96	\$ 15,152.06	-45.28%	\$ 88,956.27	\$ 74,083.13	-16.72%
IGS-S-TOU Customer 134	\$ 22,995.06	\$ 12,651.21	-44.98%	\$ 75,278.14	\$ 62,053.16	-17.57%
IGS-S-TOU Customer 135	\$ 26,433.63	\$ 14,516.47	-45.08%	\$ 89,763.98	\$ 74,504.36	-17.00%
IGS-S-TOU Customer 136	\$ 21,544.28	\$ 11,946.76	-44.55%	\$ 70,612.44	\$ 58,174.75	-17.61%
IGS-S-TOU Customer 137	#N/A	#N/A	#N/A	#N/A	#N/A	#N/A
IGS-S-TOU Customer 138	\$ 28,672.89	\$ 11,043.65	-61.48%	\$ 92,082.92	\$ 36,307.39	-60.57%
IGS-S-TOU Customer 139	#N/A	#N/A	#N/A	#N/A	#N/A	#N/A
IGS-S-TOU Customer 140	\$ 25,862.67	\$ 13,092.98	-49.37%	\$ 93,362.58	\$ 70,227.37	-24.78%
IGS-S-TOU Customer 141	\$ 36,906.11	#N/A	#N/A	\$ 124,552.85	#N/A	#N/A
IGS-S-TOU Customer 142	\$ 30,354.58	\$ 16,661.80	-45.11%	\$ 100,353.29	\$ 83,890.59	-16.40%
IGS-S-TOU Customer 143	\$ 43,379.48	\$ 21,812.72	-49.72%	\$ 144,741.00	\$ 113,936.65	-21.28%
IGS-S-TOU Customer 144	\$ 27,424.42	#N/A	#N/A	\$ 93,472.36	#N/A	#N/A
IGS-S-TOU Customer 145	\$ 27,876.12	\$ 12,130.55	-56.48%	\$ 91,221.47	\$ 53,033.80	-41.86%
IGS-S-TOU Customer 146	\$ 25,015.51	\$ 12,773.96	-48.94%	\$ 83,218.52	\$ 63,543.84	-23.64%
IGS-S-TOU Customer 147	\$ 19,663.07	#N/A	#N/A	\$ 63,716.10	#N/A	#N/A
IGS-S-TOU Customer 148	\$ 26,675.62	\$ 14,614.08	-45.22%	\$ 90,957.76	\$ 75,802.52	-16.66%
IGS-S-TOU Customer 149	\$ 29,263.99	\$ 14,306.52	-51.11%	\$ 97,228.34	\$ 70,574.79	-27.41%
IGS-S-TOU Customer 150	\$ 30,993.33	\$ 18,276.39	-41.03%	\$ 100,672.99	\$ 88,284.76	-12.31%
IGS-S-TOU Customer 151	\$ 24,492.61	\$ 12,906.45	-47.30%	\$ 88,322.06	\$ 66,927.52	-24.22%

Attachment 19
Docket No. 2022-00152

Customer	Distribution 1/24 Prices	Distribution 8/24 Prices	Distribution % Difference	Delivery 1/24 Prices	Delivery 8/24 Prices	Delivery % Difference
IGS-S-TOU Customer 152	\$ 21,319.46	#N/A	#N/A	\$ 68,649.26	#N/A	#N/A
IGS-S-TOU Customer 153	\$ 19,316.60	#N/A	#N/A	\$ 69,593.79	#N/A	#N/A
IGS-S-TOU Customer 154	\$ 28,190.91	#N/A	#N/A	\$ 94,571.96	#N/A	#N/A
IGS-S-TOU Customer 155	\$ 50,315.25	\$ 25,294.11	-49.73%	\$ 183,994.14	\$ 144,018.44	-21.73%
IGS-S-TOU Customer 156	\$ 44,041.53	\$ 21,712.06	-50.70%	\$ 157,307.72	\$ 121,696.30	-22.64%
IGS-S-TOU Customer 157	\$ 30,513.18	\$ 17,509.82	-42.62%	\$ 105,680.42	\$ 94,221.88	-10.84%
IGS-S-TOU Customer 158	\$ 30,131.71	\$ 17,230.70	-42.82%	\$ 100,831.69	\$ 87,170.28	-13.55%
IGS-S-TOU Customer 159	\$ 16,588.24	#N/A	#N/A	\$ 59,437.85	#N/A	#N/A
IGS-S-TOU Customer 160	\$ 53,378.63	\$ 20,141.66	-62.27%	\$ 172,731.50	\$ 65,647.15	-61.99%
IGS-S-TOU Customer 161	\$ 30,766.67	\$ 15,249.97	-50.43%	\$ 105,282.29	\$ 75,764.24	-28.04%
IGS-S-TOU Customer 162	\$ 20,361.13	\$ 10,388.07	-48.98%	\$ 70,656.67	\$ 55,492.95	-21.46%
IGS-S-TOU Customer 163	\$ 48,496.87	\$ 14,471.79	-70.16%	\$ 156,314.02	\$ 35,929.41	-77.01%
IGS-S-TOU Customer 164	\$ 29,267.61	\$ 15,842.46	-45.87%	\$ 95,332.65	\$ 76,338.55	-19.92%
IGS-S-TOU Customer 165	\$ 27,370.30	#N/A	#N/A	\$ 90,330.15	#N/A	#N/A
IGS-S-TOU Customer 166	\$ 24,760.19	\$ 13,068.24	-47.22%	\$ 81,117.32	\$ 64,833.20	-20.07%
IGS-S-TOU Customer 167	\$ 20,617.36	#N/A	#N/A	\$ 69,206.28	#N/A	#N/A
IGS-S-TOU Customer 168	\$ 23,792.59	\$ 12,171.71	-48.84%	\$ 79,801.91	\$ 55,996.90	-29.83%
IGS-S-TOU Customer 169	\$ 23,652.04	#N/A	#N/A	\$ 76,408.17	#N/A	#N/A
IGS-S-TOU Customer 170	\$ 29,057.65	\$ 16,092.18	-44.62%	\$ 98,941.25	\$ 84,677.62	-14.42%
IGS-S-TOU Customer 171	\$ 28,847.21	\$ 14,706.66	-49.02%	\$ 95,935.80	\$ 73,581.49	-23.30%
IGS-S-TOU Customer 172	\$ 25,253.69	\$ 14,189.03	-43.81%	\$ 80,252.34	\$ 69,015.47	-14.00%
IGS-S-TOU Customer 173	\$ 23,364.87	\$ 12,827.12	-45.10%	\$ 74,135.35	\$ 61,842.57	-16.58%
IGS-S-TOU Customer 174	\$ 24,164.21	\$ 13,132.28	-45.65%	\$ 77,359.18	\$ 61,834.50	-20.07%
IGS-S-TOU Customer 175	\$ 22,382.41	#N/A	#N/A	\$ 71,969.33	#N/A	#N/A
IGS-S-TOU Customer 176	\$ 25,361.22	\$ 13,531.45	-46.65%	\$ 83,103.95	\$ 65,519.18	-21.16%
IGS-S-TOU Customer 177	#N/A	#N/A	#N/A	#N/A	#N/A	#N/A
IGS-S-TOU Customer 178	\$ 31,723.84	\$ 7,735.50	-75.62%	\$ 107,403.62	\$ 20,688.32	-80.74%
IGS-S-TOU Customer 179	\$ 21,852.69	#N/A	#N/A	\$ 70,402.18	#N/A	#N/A
IGS-S-TOU Customer 180	\$ 10,116.38	\$ 6,130.53	-39.40%	\$ 32,502.19	\$ 26,915.49	-17.19%
IGS-S-TOU Customer 181	\$ 34,642.49	\$ 17,714.03	-48.87%	\$ 108,319.19	\$ 86,298.12	-20.33%
IGS-S-TOU Customer 182	\$ 25,919.99	\$ 13,917.15	-46.31%	\$ 87,862.32	\$ 72,269.15	-17.75%
IGS-S-TOU Customer 183	\$ 26,613.33	\$ 15,088.78	-43.30%	\$ 89,838.56	\$ 70,426.22	-21.61%
IGS-S-TOU Customer 184	\$ 24,672.58	\$ 3,851.48	-84.39%	\$ 85,922.25	\$ 10,166.67	-88.17%
IGS-S-TOU Customer 185	\$ 22,081.07	\$ 12,410.24	-43.80%	\$ 70,803.34	\$ 59,587.14	-15.84%
IGS-S-TOU Customer 186	\$ 13,561.67	#N/A	#N/A	\$ 51,483.08	#N/A	#N/A
IGS-S-TOU Customer 187	\$ 22,587.53	\$ 12,165.92	-46.14%	\$ 72,052.48	\$ 57,040.80	-20.83%
IGS-S-TOU Customer 188	\$ 43,349.47	\$ 22,199.86	-48.79%	\$ 144,992.83	\$ 115,314.15	-20.47%
IGS-S-TOU Customer 189	\$ 26,382.70	\$ 14,664.31	-44.42%	\$ 85,003.84	\$ 72,201.49	-15.06%

Attachment 19
Docket No. 2022-00152

Customer	Distribution 1/24 Prices	Distribution 8/24 Prices	Distribution % Difference	Delivery 1/24 Prices	Delivery 8/24 Prices	Delivery % Difference
IGS-S-TOU Customer 190	\$ 26,387.08	\$ 14,120.12	-46.49%	\$ 87,277.33	\$ 70,091.73	-19.69%
IGS-S-TOU Customer 191	\$ 30,204.92	\$ 14,898.37	-50.68%	\$ 110,880.18	\$ 81,579.09	-26.43%
IGS-S-TOU Customer 192	\$ 47,031.73	\$ 16,902.44	-64.06%	\$ 150,905.18	\$ 58,765.32	-61.06%
IGS-S-TOU Customer 193	\$ 20,970.75	\$ 11,187.68	-46.65%	\$ 69,273.24	\$ 54,503.43	-21.32%
IGS-S-TOU Customer 194	#N/A	#N/A	#N/A	#N/A	#N/A	#N/A
IGS-S-TOU Customer 195	\$ 27,994.47	\$ 4,142.59	-85.20%	\$ 98,676.08	\$ 11,097.00	-88.75%
IGS-S-TOU Customer 196	\$ 38,634.16	\$ 21,444.88	-44.49%	\$ 131,886.47	\$ 102,379.81	-22.37%
IGS-S-TOU Customer 197	\$ 28,529.23	\$ 15,166.19	-46.84%	\$ 96,767.92	\$ 79,985.27	-17.34%
IGS-S-TOU Customer 198	\$ 22,686.18	#N/A	#N/A	\$ 72,711.73	#N/A	#N/A
IGS-S-TOU Customer 199	\$ 33,489.31	\$ 13,564.54	-59.50%	\$ 115,276.64	\$ 66,869.07	-41.99%
IGS-S-TOU Customer 200	\$ 22,214.65	\$ 9,125.30	-58.92%	\$ 78,957.71	\$ 43,012.83	-45.52%
IGS-S-TOU Customer 201	\$ 23,767.70	\$ 11,785.40	-50.41%	\$ 80,761.35	\$ 57,655.99	-28.61%
IGS-S-TOU Customer 202	\$ 18,577.84	\$ 18,388.70	-1.02%	\$ 63,927.60	\$ 99,502.40	55.65%
IGS-S-TOU Customer 203	\$ 29,320.31	\$ 15,751.36	-46.28%	\$ 96,303.47	\$ 79,493.30	-17.46%
IGS-S-TOU Customer 204	\$ 38,808.06	\$ 18,111.38	-53.33%	\$ 127,943.16	\$ 85,092.72	-33.49%
IGS-S-TOU Customer 205	\$ 25,261.90	\$ 10,583.31	-58.11%	\$ 89,661.64	\$ 50,807.18	-43.33%
Total			163			163
Number of customers with im			162			160
% of customers with impacts			99%			98%
(16.88% RY1, 8.91% RY2, 7.5						

Attachment 19
Docket No. 2022-00152

Customer	Bundled 1/24 Prices	Bundled 8/24 Prices	Bundled % Difference	Distribution 8/24 Prices	Distribution 1/25 Prices	Distribution % Difference	Delivery 8/24 Prices
IGS-S-TOU Customer 38	\$ 977,133.13	\$ 958,988.54	-1.86%	\$ 28,568.60	\$ 45,732.83	60.08%	\$ 148,632.72
IGS-S-TOU Customer 39	\$ 209,770.57	\$ 199,352.37	-4.97%	\$ 11,167.95	\$ 24,360.00	118.12%	\$ 55,005.41
IGS-S-TOU Customer 40	\$ 384,282.81	\$ 365,281.24	-4.94%	\$ 15,222.75	\$ 29,964.43	96.84%	\$ 78,327.99
IGS-S-TOU Customer 41	\$ 338,919.81	\$ 325,441.37	-3.98%	\$ 12,152.47	\$ 25,710.44	111.57%	\$ 58,605.12
IGS-S-TOU Customer 42	\$ 440,895.25	\$ 424,768.06	-3.66%	\$ 14,751.06	\$ 28,030.80	90.03%	\$ 73,500.80
IGS-S-TOU Customer 43	\$ 321,059.46	\$ 310,833.42	-3.19%	\$ 12,541.49	\$ 26,163.26	108.61%	\$ 62,169.26
IGS-S-TOU Customer 44	\$ 375,210.85	\$ 363,472.69	-3.13%	\$ 13,332.96	\$ 26,714.46	100.36%	\$ 65,101.87
IGS-S-TOU Customer 45	\$ 512,574.95	\$ 485,204.24	-5.34%	\$ 17,340.68	\$ 32,005.19	84.57%	\$ 83,520.12
IGS-S-TOU Customer 46	\$ 883,681.09	\$ 857,738.26	-2.94%	\$ 33,049.70	\$ 50,769.40	53.62%	\$ 160,816.80
IGS-S-TOU Customer 47	#N/A	#N/A	#N/A	#N/A	#N/A	#N/A	#N/A
IGS-S-TOU Customer 48	\$ 387,741.51	\$ 376,601.90	-2.87%	\$ 14,813.48	\$ 29,987.89	102.44%	\$ 74,929.78
IGS-S-TOU Customer 49	\$ 394,113.06	\$ 385,007.62	-2.31%	\$ 15,842.13	\$ 29,530.19	86.40%	\$ 79,448.98
IGS-S-TOU Customer 50	\$ 326,830.82	\$ 315,486.57	-3.47%	\$ 12,967.20	\$ 26,294.41	102.78%	\$ 62,457.29
IGS-S-TOU Customer 51	\$ 335,606.56	\$ 311,045.36	-7.32%	\$ 16,494.32	\$ 26,894.81	63.05%	\$ 87,966.03
IGS-S-TOU Customer 52	\$ 205,957.85	\$ 101,233.48	-50.85%	\$ 7,166.67	\$ 18,283.20	155.11%	\$ 18,769.34
IGS-S-TOU Customer 53	#N/A	#N/A	#N/A	#N/A	#N/A	#N/A	#N/A
IGS-S-TOU Customer 54	\$ 578,314.06	\$ 563,006.19	-2.65%	\$ 21,415.82	\$ 40,648.49	89.81%	\$ 112,632.26
IGS-S-TOU Customer 55	\$ 426,863.05	\$ 136,838.88	-67.94%	\$ 12,867.55	\$ 40,294.11	213.15%	\$ 53,957.20
IGS-S-TOU Customer 56	\$ 131,649.64	\$ 98,529.70	-25.16%	\$ 9,211.15	\$ 24,500.36	165.99%	\$ 38,286.65
IGS-S-TOU Customer 57	\$ 421,687.68	\$ 403,745.25	-4.25%	\$ 15,552.14	\$ 29,158.90	87.49%	\$ 79,060.25
IGS-S-TOU Customer 58	\$ 320,186.68	\$ 311,039.87	-2.86%	\$ 12,066.66	\$ 24,994.61	107.14%	\$ 57,774.98
IGS-S-TOU Customer 59	\$ 408,008.11	\$ 392,467.22	-3.81%	\$ 14,252.54	\$ 28,759.49	101.79%	\$ 70,653.45
IGS-S-TOU Customer 60	\$ 361,136.90	\$ 351,851.33	-2.57%	\$ 12,849.59	\$ 26,096.05	103.09%	\$ 61,887.95
IGS-S-TOU Customer 61	\$ 303,467.67	\$ 283,406.50	-6.61%	\$ 13,577.57	\$ 28,732.64	111.62%	\$ 63,391.89
IGS-S-TOU Customer 62	\$ 223,570.67	\$ 212,185.85	-5.09%	\$ 11,035.96	\$ 26,501.56	140.14%	\$ 54,692.82
IGS-S-TOU Customer 63	\$ 319,928.66	\$ 311,969.04	-2.49%	\$ 14,100.48	\$ 28,113.97	99.38%	\$ 71,127.43
IGS-S-TOU Customer 64	\$ 516,508.95	\$ 502,108.82	-2.79%	\$ 18,062.14	\$ 34,088.80	88.73%	\$ 92,711.06
IGS-S-TOU Customer 65	#N/A	#N/A	#N/A	#N/A	#N/A	#N/A	#N/A
IGS-S-TOU Customer 66	\$ 237,065.64	\$ 194,777.63	-17.84%	\$ 8,735.05	\$ 19,898.33	127.80%	\$ 37,895.52
IGS-S-TOU Customer 67	\$ 461,537.26	\$ 444,086.70	-3.78%	\$ 16,460.32	\$ 32,420.68	96.96%	\$ 83,639.84
IGS-S-TOU Customer 68	\$ 612,676.55	\$ 597,034.94	-2.55%	\$ 20,811.34	\$ 38,512.56	85.06%	\$ 107,761.26
IGS-S-TOU Customer 69	\$ 466,351.76	\$ 452,485.84	-2.97%	\$ 16,692.35	\$ 32,528.96	94.87%	\$ 83,381.93
IGS-S-TOU Customer 70	\$ 376,927.80	\$ 358,867.93	-4.79%	\$ 14,362.30	\$ 29,149.09	102.96%	\$ 71,038.08
IGS-S-TOU Customer 71	\$ 340,041.14	\$ 329,641.13	-3.06%	\$ 13,067.22	\$ 27,579.20	111.06%	\$ 62,812.26
IGS-S-TOU Customer 72	#N/A	#N/A	#N/A	#N/A	#N/A	#N/A	#N/A
IGS-S-TOU Customer 73	\$ 281,430.98	\$ 262,287.55	-6.80%	\$ 13,968.18	\$ 26,782.40	91.74%	\$ 71,402.80
IGS-S-TOU Customer 74	\$ 141,048.05	\$ 125,710.94	-10.87%	\$ 13,352.05	\$ 27,974.29	109.51%	\$ 73,705.24
IGS-S-TOU Customer 75	\$ 119,671.95	\$ 103,574.75	-13.45%	\$ 11,766.42	\$ 24,937.68	111.94%	\$ 64,056.71

Attachment 19
Docket No. 2022-00152

Customer	Bundled 1/24 Prices	Bundled 8/24 Prices	Bundled % Difference	Distribution 8/24 Prices	Distribution 1/25 Prices	Distribution % Difference	Delivery 8/24 Prices
IGS-S-TOU Customer 76	#N/A	#N/A	#N/A	#N/A	#N/A	#N/A	#N/A
IGS-S-TOU Customer 77	\$ 729,479.17	\$ 711,559.66	-2.46%	\$ 28,318.33	\$ 44,480.05	57.07%	\$ 143,162.25
IGS-S-TOU Customer 78	\$ 255,820.41	\$ 250,268.39	-2.17%	\$ 5,382.62	\$ 12,947.38	140.54%	\$ 17,035.22
IGS-S-TOU Customer 79	\$ 68,252.63	\$ 44,522.19	-34.77%	\$ 4,882.03	\$ 20,639.94	322.77%	\$ 16,676.35
IGS-S-TOU Customer 80	\$ 356,248.29	\$ 335,119.31	-5.93%	\$ 18,090.15	\$ 33,010.87	82.48%	\$ 81,271.97
IGS-S-TOU Customer 81	\$ 600,615.57	\$ 586,332.20	-2.38%	\$ 21,196.53	\$ 37,706.72	77.89%	\$ 111,106.87
IGS-S-TOU Customer 82	#N/A	#N/A	#N/A	#N/A	#N/A	#N/A	#N/A
IGS-S-TOU Customer 83	#N/A	#N/A	#N/A	#N/A	#N/A	#N/A	#N/A
IGS-S-TOU Customer 84	\$ 222,759.55	\$ 215,632.43	-3.20%	\$ 10,681.01	\$ 21,334.44	99.74%	\$ 53,537.16
IGS-S-TOU Customer 85	\$ 224,865.75	\$ 195,125.30	-13.23%	\$ 11,891.43	\$ 23,369.27	96.52%	\$ 62,266.87
IGS-S-TOU Customer 86	#N/A	#N/A	#N/A	#N/A	#N/A	#N/A	#N/A
IGS-S-TOU Customer 87	#N/A	#N/A	#N/A	#N/A	#N/A	#N/A	#N/A
IGS-S-TOU Customer 88	\$ 236,458.98	\$ 209,827.96	-11.26%	\$ 13,737.96	\$ 26,661.98	94.08%	\$ 73,983.60
IGS-S-TOU Customer 89	#N/A	#N/A	#N/A	#N/A	#N/A	#N/A	#N/A
IGS-S-TOU Customer 90	\$ 442,951.69	\$ 429,459.68	-3.05%	\$ 15,442.37	\$ 29,540.65	91.30%	\$ 77,773.58
IGS-S-TOU Customer 91	\$ 451,842.89	\$ 361,700.00	-19.95%	\$ 6,411.01	\$ 13,551.23	111.37%	\$ 19,755.42
IGS-S-TOU Customer 92	\$ 263,547.46	\$ 249,690.61	-5.26%	\$ 17,020.22	\$ 29,794.91	75.06%	\$ 80,538.11
IGS-S-TOU Customer 93	#N/A	#N/A	#N/A	#N/A	#N/A	#N/A	#N/A
IGS-S-TOU Customer 94	\$ 82,046.30	\$ 49,941.24	-39.13%	\$ 7,493.98	\$ 18,329.66	144.59%	\$ 37,332.24
IGS-S-TOU Customer 95	\$ 145,293.62	\$ 49,399.43	-66.00%	\$ 8,739.84	\$ 20,426.67	133.72%	\$ 42,707.79
IGS-S-TOU Customer 96	\$ 164,035.25	\$ 83,966.46	-48.81%	\$ 13,136.28	\$ 25,567.95	94.64%	\$ 74,323.85
IGS-S-TOU Customer 97	#N/A	#N/A	#N/A	#N/A	#N/A	#N/A	#N/A
IGS-S-TOU Customer 98	#N/A	#N/A	#N/A	#N/A	#N/A	#N/A	#N/A
IGS-S-TOU Customer 99	\$ 381,858.89	\$ 361,050.20	-5.45%	\$ 16,830.50	\$ 33,955.20	101.75%	\$ 87,949.35
IGS-S-TOU Customer 100	\$ 366,031.77	\$ 346,909.06	-5.22%	\$ 17,053.31	\$ 31,318.97	83.65%	\$ 85,639.34
IGS-S-TOU Customer 101	\$ 379,039.45	\$ 366,952.30	-3.19%	\$ 13,246.16	\$ 26,650.14	101.19%	\$ 65,144.68
IGS-S-TOU Customer 102	\$ 503,838.83	\$ 385,946.82	-23.40%	\$ 12,598.32	\$ 25,389.06	101.53%	\$ 59,700.76
IGS-S-TOU Customer 103	#N/A	#N/A	#N/A	#N/A	#N/A	#N/A	#N/A
IGS-S-TOU Customer 104	\$ 298,357.74	\$ 277,764.57	-6.90%	\$ 12,057.50	\$ 26,673.63	121.22%	\$ 59,738.36
IGS-S-TOU Customer 105	#N/A	#N/A	#N/A	#N/A	#N/A	#N/A	#N/A
IGS-S-TOU Customer 106	\$ 237,011.49	#N/A	#N/A	#N/A	#N/A	#N/A	#N/A
IGS-S-TOU Customer 107	\$ 152,842.34	\$ 109,006.85	-28.68%	\$ 9,077.95	\$ 21,489.93	136.73%	\$ 38,924.71
IGS-S-TOU Customer 108	\$ 281,849.25	\$ 254,433.11	-9.73%	\$ 11,556.48	\$ 24,347.36	110.68%	\$ 53,136.80
IGS-S-TOU Customer 109	#N/A	#N/A	#N/A	#N/A	#N/A	#N/A	#N/A
IGS-S-TOU Customer 110	\$ 50,825.52	\$ 47,321.53	-6.89%	\$ 6,115.63	\$ 13,747.37	124.79%	\$ 25,723.08
IGS-S-TOU Customer 111	\$ 201,813.32	\$ 190,786.71	-5.46%	\$ 11,158.75	\$ 22,992.49	106.05%	\$ 57,312.14
IGS-S-TOU Customer 112	\$ 213,001.28	\$ 212,585.41	-0.20%	\$ 2,487.10	\$ 11,208.05	350.65%	\$ (1,847.45)
IGS-S-TOU Customer 113	\$ 70,036.10	\$ 53,931.46	-22.99%	\$ 6,788.36	\$ 14,011.13	106.40%	\$ 33,439.25

Attachment 19
Docket No. 2022-00152

Customer	Bundled 1/24 Prices	Bundled 8/24 Prices	Bundled % Difference	Distribution 8/24 Prices	Distribution 1/25 Prices	Distribution % Difference	Delivery 8/24 Prices
IGS-S-TOU Customer 114	\$ 627,115.91	\$ 609,337.44	-2.83%	\$ 23,208.37	\$ 40,717.54	75.44%	\$ 123,781.67
IGS-S-TOU Customer 115	#N/A	#N/A	#N/A	#N/A	#N/A	#N/A	#N/A
IGS-S-TOU Customer 116	\$ 245,728.73	\$ 221,371.10	-9.91%	\$ 11,619.70	\$ 22,330.72	92.18%	\$ 50,231.21
IGS-S-TOU Customer 117	\$ 278,361.03	\$ 264,502.74	-4.98%	\$ 23,735.85	\$ 39,028.45	64.43%	\$ 131,214.03
IGS-S-TOU Customer 118	#N/A	#N/A	#N/A	#N/A	#N/A	#N/A	#N/A
IGS-S-TOU Customer 119	\$ 225,341.75	\$ 190,538.10	-15.44%	\$ 9,335.86	\$ 21,872.07	134.28%	\$ 44,350.16
IGS-S-TOU Customer 120	\$ 309,327.99	\$ 244,685.95	-20.90%	\$ 6,379.94	\$ 16,772.55	162.90%	\$ 23,363.55
IGS-S-TOU Customer 121	\$ 64,513.14	#N/A	#N/A	#N/A	#N/A	#N/A	#N/A
IGS-S-TOU Customer 122	\$ 450,318.44	\$ 432,225.66	-4.02%	\$ 18,769.69	\$ 32,794.75	74.72%	\$ 100,471.94
IGS-S-TOU Customer 123	\$ 421,795.47	\$ 410,973.43	-2.57%	\$ 15,819.37	\$ 31,567.51	99.55%	\$ 80,565.15
IGS-S-TOU Customer 124	\$ 522,205.04	\$ 509,341.15	-2.46%	\$ 16,816.35	\$ 30,380.37	80.66%	\$ 84,647.44
IGS-S-TOU Customer 125	\$ 322,630.63	\$ 311,156.88	-3.56%	\$ 12,954.17	\$ 27,274.29	110.54%	\$ 64,779.12
IGS-S-TOU Customer 126	\$ 308,770.67	\$ 289,702.23	-6.18%	\$ 12,353.11	\$ 27,482.28	122.47%	\$ 61,197.91
IGS-S-TOU Customer 127	\$ 520,502.17	\$ 505,879.53	-2.81%	\$ 18,310.64	\$ 34,486.48	88.34%	\$ 94,245.37
IGS-S-TOU Customer 128	\$ 413,561.29	\$ 401,342.06	-2.95%	\$ 14,644.75	\$ 29,168.79	99.18%	\$ 73,212.14
IGS-S-TOU Customer 129	\$ 51,550.51	\$ 42,823.73	-16.93%	\$ 5,091.01	\$ 12,898.68	153.36%	\$ 21,975.99
IGS-S-TOU Customer 130	\$ 276,785.28	\$ 255,209.26	-7.80%	\$ 14,910.51	\$ 27,094.45	81.71%	\$ 68,127.39
IGS-S-TOU Customer 131	\$ 356,763.95	\$ 341,156.77	-4.37%	\$ 14,906.35	\$ 30,590.90	105.22%	\$ 74,327.88
IGS-S-TOU Customer 132	#N/A	#N/A	#N/A	#N/A	#N/A	#N/A	#N/A
IGS-S-TOU Customer 133	\$ 407,276.60	\$ 395,556.34	-2.88%	\$ 15,152.06	\$ 29,755.26	96.38%	\$ 74,083.13
IGS-S-TOU Customer 134	\$ 321,771.80	\$ 311,463.49	-3.20%	\$ 12,651.21	\$ 25,459.09	101.24%	\$ 62,053.16
IGS-S-TOU Customer 135	\$ 265,766.84	\$ 253,856.63	-4.48%	\$ 14,516.47	\$ 28,583.69	96.91%	\$ 74,504.36
IGS-S-TOU Customer 136	\$ 322,787.47	\$ 313,519.08	-2.87%	\$ 11,946.76	\$ 24,951.16	108.85%	\$ 58,174.75
IGS-S-TOU Customer 137	#N/A	#N/A	#N/A	#N/A	#N/A	#N/A	#N/A
IGS-S-TOU Customer 138	\$ 234,593.64	\$ 182,826.27	-22.07%	\$ 11,043.65	\$ 21,446.18	94.19%	\$ 36,307.39
IGS-S-TOU Customer 139	#N/A	#N/A	#N/A	#N/A	#N/A	#N/A	#N/A
IGS-S-TOU Customer 140	\$ 218,123.33	\$ 199,151.49	-8.70%	\$ 13,092.98	\$ 23,484.49	79.37%	\$ 70,227.37
IGS-S-TOU Customer 141	#N/A	#N/A	#N/A	#N/A	#N/A	#N/A	#N/A
IGS-S-TOU Customer 142	\$ 425,927.32	\$ 413,167.32	-3.00%	\$ 16,661.80	\$ 31,848.62	91.15%	\$ 83,890.59
IGS-S-TOU Customer 143	\$ 633,876.54	\$ 607,978.42	-4.09%	\$ 21,812.72	\$ 40,665.95	86.43%	\$ 113,936.65
IGS-S-TOU Customer 144	#N/A	#N/A	#N/A	#N/A	#N/A	#N/A	#N/A
IGS-S-TOU Customer 145	\$ 248,374.40	\$ 213,591.65	-14.00%	\$ 12,130.55	\$ 24,105.62	98.72%	\$ 53,033.80
IGS-S-TOU Customer 146	\$ 323,795.19	\$ 306,970.97	-5.20%	\$ 12,773.96	\$ 27,354.80	114.15%	\$ 63,543.84
IGS-S-TOU Customer 147	#N/A	#N/A	#N/A	#N/A	#N/A	#N/A	#N/A
IGS-S-TOU Customer 148	\$ 283,109.28	\$ 271,670.04	-4.04%	\$ 14,614.08	\$ 27,537.26	88.43%	\$ 75,802.52
IGS-S-TOU Customer 149	\$ 446,644.23	\$ 424,134.35	-5.04%	\$ 14,306.52	\$ 27,299.78	90.82%	\$ 70,574.79
IGS-S-TOU Customer 150	\$ 432,569.55	\$ 424,519.61	-1.86%	\$ 18,276.39	\$ 31,747.62	73.71%	\$ 88,284.76
IGS-S-TOU Customer 151	\$ 269,319.05	\$ 251,368.63	-6.67%	\$ 12,906.45	\$ 24,295.56	88.24%	\$ 66,927.52

Attachment 19
Docket No. 2022-00152

Customer	Bundled 1/24 Prices	Bundled 8/24 Prices	Bundled % Difference	Distribution 8/24 Prices	Distribution 1/25 Prices	Distribution % Difference	Delivery 8/24 Prices
IGS-S-TOU Customer 152	#N/A	#N/A	#N/A	#N/A	#N/A	#N/A	#N/A
IGS-S-TOU Customer 153	#N/A	#N/A	#N/A	#N/A	#N/A	#N/A	#N/A
IGS-S-TOU Customer 154	#N/A	#N/A	#N/A	#N/A	#N/A	#N/A	#N/A
IGS-S-TOU Customer 155	\$ 490,386.28	\$ 457,870.80	-6.63%	\$ 25,294.11	\$ 39,911.38	57.79%	\$ 144,018.44
IGS-S-TOU Customer 156	\$ 391,933.39	\$ 363,359.06	-7.29%	\$ 21,712.06	\$ 35,883.86	65.27%	\$ 121,696.30
IGS-S-TOU Customer 157	\$ 379,479.72	\$ 372,693.58	-1.79%	\$ 17,509.82	\$ 30,355.46	73.36%	\$ 94,221.88
IGS-S-TOU Customer 158	\$ 363,726.85	\$ 354,145.81	-2.63%	\$ 17,230.70	\$ 30,712.97	78.25%	\$ 87,170.28
IGS-S-TOU Customer 159	#N/A	#N/A	#N/A	#N/A	#N/A	#N/A	#N/A
IGS-S-TOU Customer 160	\$ 392,787.09	\$ 292,791.66	-25.46%	\$ 20,141.66	\$ 32,274.40	60.24%	\$ 65,647.15
IGS-S-TOU Customer 161	\$ 357,911.93	\$ 332,952.02	-6.97%	\$ 15,249.97	\$ 28,133.04	84.48%	\$ 75,764.24
IGS-S-TOU Customer 162	\$ 93,711.27	\$ 81,283.52	-13.26%	\$ 10,388.07	\$ 23,287.02	124.17%	\$ 55,492.95
IGS-S-TOU Customer 163	\$ 392,661.81	\$ 279,053.38	-28.93%	\$ 14,471.79	\$ 25,351.89	75.18%	\$ 35,929.41
IGS-S-TOU Customer 164	\$ 428,033.62	\$ 413,207.03	-3.46%	\$ 15,842.46	\$ 28,819.52	81.91%	\$ 76,338.55
IGS-S-TOU Customer 165	#N/A	#N/A	#N/A	#N/A	#N/A	#N/A	#N/A
IGS-S-TOU Customer 166	\$ 355,855.58	\$ 342,926.35	-3.63%	\$ 13,068.24	\$ 26,163.50	100.21%	\$ 64,833.20
IGS-S-TOU Customer 167	#N/A	#N/A	#N/A	#N/A	#N/A	#N/A	#N/A
IGS-S-TOU Customer 168	\$ 153,468.49	\$ 130,115.35	-15.22%	\$ 12,171.71	\$ 27,116.25	122.78%	\$ 55,996.90
IGS-S-TOU Customer 169	#N/A	#N/A	#N/A	#N/A	#N/A	#N/A	#N/A
IGS-S-TOU Customer 170	\$ 336,927.15	\$ 326,236.68	-3.17%	\$ 16,092.18	\$ 30,376.76	88.77%	\$ 84,677.62
IGS-S-TOU Customer 171	\$ 383,843.25	\$ 364,635.78	-5.00%	\$ 14,706.66	\$ 30,398.10	106.70%	\$ 73,581.49
IGS-S-TOU Customer 172	\$ 455,978.00	\$ 448,351.10	-1.67%	\$ 14,189.03	\$ 26,857.62	89.28%	\$ 69,015.47
IGS-S-TOU Customer 173	\$ 341,380.78	\$ 332,093.74	-2.72%	\$ 12,827.12	\$ 26,028.50	102.92%	\$ 61,842.57
IGS-S-TOU Customer 174	\$ 328,580.07	\$ 316,028.58	-3.82%	\$ 13,132.28	\$ 26,579.54	102.40%	\$ 61,834.50
IGS-S-TOU Customer 175	#N/A	#N/A	#N/A	#N/A	#N/A	#N/A	#N/A
IGS-S-TOU Customer 176	\$ 304,299.67	\$ 289,840.87	-4.75%	\$ 13,531.45	\$ 27,308.44	101.81%	\$ 65,519.18
IGS-S-TOU Customer 177	#N/A	#N/A	#N/A	#N/A	#N/A	#N/A	#N/A
IGS-S-TOU Customer 178	\$ 209,824.66	\$ 127,574.36	-39.20%	\$ 7,735.50	\$ 17,693.82	128.74%	\$ 20,688.32
IGS-S-TOU Customer 179	#N/A	#N/A	#N/A	#N/A	#N/A	#N/A	#N/A
IGS-S-TOU Customer 180	\$ 67,199.24	\$ 64,413.21	-4.15%	\$ 6,130.53	\$ 13,577.04	121.47%	\$ 26,915.49
IGS-S-TOU Customer 181	\$ 487,396.52	\$ 470,466.96	-3.47%	\$ 17,714.03	\$ 32,167.85	81.60%	\$ 86,298.12
IGS-S-TOU Customer 182	\$ 311,879.40	\$ 300,425.24	-3.67%	\$ 13,917.15	\$ 26,285.02	88.87%	\$ 72,269.15
IGS-S-TOU Customer 183	\$ 279,826.12	\$ 262,889.93	-6.05%	\$ 15,088.78	\$ 30,615.91	102.91%	\$ 70,426.22
IGS-S-TOU Customer 184	\$ 191,894.56	\$ 119,292.68	-37.83%	\$ 3,851.48	\$ 14,909.57	287.11%	\$ 10,166.67
IGS-S-TOU Customer 185	\$ 318,802.57	\$ 310,347.57	-2.65%	\$ 12,410.24	\$ 25,468.30	105.22%	\$ 59,587.14
IGS-S-TOU Customer 186	#N/A	#N/A	#N/A	#N/A	#N/A	#N/A	#N/A
IGS-S-TOU Customer 187	\$ 326,336.99	\$ 314,117.82	-3.74%	\$ 12,165.92	\$ 25,162.17	106.82%	\$ 57,040.80
IGS-S-TOU Customer 188	\$ 687,959.74	\$ 664,346.98	-3.43%	\$ 22,199.86	\$ 38,741.68	74.51%	\$ 115,314.15
IGS-S-TOU Customer 189	\$ 407,454.57	\$ 398,028.13	-2.31%	\$ 14,664.31	\$ 28,363.49	93.42%	\$ 72,201.49

Attachment 19
Docket No. 2022-00152

Customer	Bundled 1/24 Prices	Bundled 8/24 Prices	Bundled % Difference	Distribution 8/24 Prices	Distribution 1/25 Prices	Distribution % Difference	Delivery 8/24 Prices
IGS-S-TOU Customer 190	\$ 376,482.97	\$ 362,681.03	-3.67%	\$ 14,120.12	\$ 28,091.79	98.95%	\$ 70,091.73
IGS-S-TOU Customer 191	\$ 210,608.52	\$ 186,825.32	-11.29%	\$ 14,898.37	\$ 31,656.77	112.48%	\$ 81,579.09
IGS-S-TOU Customer 192	\$ 511,578.83	\$ 425,861.52	-16.76%	\$ 16,902.44	\$ 29,042.78	71.83%	\$ 58,765.32
IGS-S-TOU Customer 193	\$ 206,119.57	\$ 193,251.47	-6.24%	\$ 11,187.68	\$ 25,150.79	124.81%	\$ 54,503.43
IGS-S-TOU Customer 194	#N/A	#N/A	#N/A	#N/A	#N/A	#N/A	#N/A
IGS-S-TOU Customer 195	\$ 216,623.69	\$ 132,888.27	-38.65%	\$ 4,142.59	\$ 14,357.26	246.58%	\$ 11,097.00
IGS-S-TOU Customer 196	\$ 530,643.00	\$ 506,481.26	-4.55%	\$ 21,444.88	\$ 35,977.97	67.77%	\$ 102,379.81
IGS-S-TOU Customer 197	\$ 315,435.31	\$ 302,197.12	-4.20%	\$ 15,166.19	\$ 30,197.43	99.11%	\$ 79,985.27
IGS-S-TOU Customer 198	#N/A	#N/A	#N/A	#N/A	#N/A	#N/A	#N/A
IGS-S-TOU Customer 199	\$ 383,731.67	\$ 339,330.01	-11.57%	\$ 13,564.54	\$ 26,895.47	98.28%	\$ 66,869.07
IGS-S-TOU Customer 200	\$ 243,676.39	\$ 210,912.18	-13.45%	\$ 9,125.30	\$ 20,002.63	119.20%	\$ 43,012.83
IGS-S-TOU Customer 201	\$ 230,014.27	\$ 210,304.19	-8.57%	\$ 11,785.40	\$ 23,963.07	103.33%	\$ 57,655.99
IGS-S-TOU Customer 202	\$ 179,317.82	\$ 218,856.79	22.05%	\$ 18,388.70	\$ 33,630.32	82.89%	\$ 99,502.40
IGS-S-TOU Customer 203	\$ 444,875.53	\$ 431,606.71	-2.98%	\$ 15,751.36	\$ 30,984.19	96.71%	\$ 79,493.30
IGS-S-TOU Customer 204	\$ 424,382.51	\$ 386,485.40	-8.93%	\$ 18,111.38	\$ 33,138.34	82.97%	\$ 85,092.72
IGS-S-TOU Customer 205	\$ 305,926.40	\$ 271,075.03	-11.39%	\$ 10,583.31	\$ 21,298.37	101.24%	\$ 50,807.18

Total

Number of customers with im
% of customers with impacts
(16.88% RY1, 8.91% RY2, 7.5

Attachment 19
Docket No. 2022-00152

Customer	Delivery 1/25 Prices	Delivery % Difference	Bundled 8/24 Prices	Bundled 1/25 Prices	Bundled % Difference	Distribution 1/25 Prices	Distribution 8/25 Prices	Distribution % Difference
IGS-S-TOU Customer 38	\$ 172,789.80	16.25%	\$ 958,988.54	\$ 976,152.77	1.79%	\$ 45,732.83	\$ 43,940.79	-3.92%
IGS-S-TOU Customer 39	\$ 70,549.18	28.26%	\$ 199,352.37	\$ 212,544.43	6.62%	\$ 24,360.00	\$ 23,368.46	-4.07%
IGS-S-TOU Customer 40	\$ 97,425.23	24.38%	\$ 365,281.24	\$ 380,022.92	4.04%	\$ 29,964.43	\$ 28,753.55	-4.04%
IGS-S-TOU Customer 41	\$ 75,067.19	28.09%	\$ 325,441.37	\$ 338,999.34	4.17%	\$ 25,710.44	\$ 24,663.21	-4.07%
IGS-S-TOU Customer 42	\$ 90,465.34	23.08%	\$ 424,768.06	\$ 438,047.81	3.13%	\$ 28,030.80	\$ 26,903.56	-4.02%
IGS-S-TOU Customer 43	\$ 78,786.62	26.73%	\$ 310,833.42	\$ 324,455.19	4.38%	\$ 26,163.26	\$ 25,098.01	-4.07%
IGS-S-TOU Customer 44	\$ 81,674.26	25.46%	\$ 363,472.69	\$ 376,854.19	3.68%	\$ 26,714.46	\$ 25,634.97	-4.04%
IGS-S-TOU Customer 45	\$ 102,730.79	23.00%	\$ 485,204.24	\$ 499,868.75	3.02%	\$ 32,005.19	\$ 30,740.63	-3.95%
IGS-S-TOU Customer 46	\$ 186,107.06	15.73%	\$ 857,738.26	\$ 875,457.96	2.07%	\$ 50,769.40	\$ 48,866.81	-3.75%
IGS-S-TOU Customer 47	#N/A	#N/A	#N/A	#N/A	#N/A	#N/A	#N/A	#N/A
IGS-S-TOU Customer 48	\$ 93,566.40	24.87%	\$ 376,601.90	\$ 391,776.30	4.03%	\$ 29,987.89	\$ 28,771.52	-4.06%
IGS-S-TOU Customer 49	\$ 96,574.92	21.56%	\$ 385,007.62	\$ 398,695.67	3.56%	\$ 29,530.19	\$ 28,354.65	-3.98%
IGS-S-TOU Customer 50	\$ 78,852.42	26.25%	\$ 315,486.57	\$ 328,813.79	4.22%	\$ 26,294.41	\$ 25,236.20	-4.02%
IGS-S-TOU Customer 51	\$ 102,912.30	16.99%	\$ 311,045.36	\$ 321,445.85	3.34%	\$ 26,894.81	\$ 25,845.53	-3.90%
IGS-S-TOU Customer 52	\$ 34,507.98	83.85%	\$ 101,233.48	\$ 112,350.02	10.98%	\$ 18,283.20	\$ 17,572.02	-3.89%
IGS-S-TOU Customer 53	#N/A	#N/A	#N/A	#N/A	#N/A	#N/A	#N/A	#N/A
IGS-S-TOU Customer 54	\$ 137,110.20	21.73%	\$ 563,006.19	\$ 582,238.86	3.42%	\$ 40,648.49	\$ 39,013.03	-4.02%
IGS-S-TOU Customer 55	\$ 94,372.52	74.90%	\$ 136,838.88	\$ 164,265.45	20.04%	\$ 40,294.11	\$ 38,625.09	-4.14%
IGS-S-TOU Customer 56	\$ 56,323.28	47.11%	\$ 98,529.70	\$ 113,818.91	15.52%	\$ 24,500.36	\$ 23,501.78	-4.08%
IGS-S-TOU Customer 57	\$ 96,617.68	22.21%	\$ 403,745.25	\$ 417,352.01	3.37%	\$ 29,158.90	\$ 27,990.32	-4.01%
IGS-S-TOU Customer 58	\$ 73,472.39	27.17%	\$ 311,039.87	\$ 323,967.82	4.16%	\$ 24,994.61	\$ 23,982.45	-4.05%
IGS-S-TOU Customer 59	\$ 88,675.03	25.51%	\$ 392,467.22	\$ 406,974.18	3.70%	\$ 28,759.49	\$ 27,593.82	-4.05%
IGS-S-TOU Customer 60	\$ 78,059.39	26.13%	\$ 351,851.33	\$ 365,097.79	3.76%	\$ 26,096.05	\$ 25,040.92	-4.04%
IGS-S-TOU Customer 61	\$ 82,067.65	29.46%	\$ 283,406.50	\$ 298,561.58	5.35%	\$ 28,732.64	\$ 27,581.66	-4.01%
IGS-S-TOU Customer 62	\$ 73,537.42	34.46%	\$ 212,185.85	\$ 227,651.46	7.29%	\$ 26,501.56	\$ 25,404.99	-4.14%
IGS-S-TOU Customer 63	\$ 88,292.13	24.13%	\$ 311,969.04	\$ 325,982.53	4.49%	\$ 28,113.97	\$ 26,981.11	-4.03%
IGS-S-TOU Customer 64	\$ 113,232.35	22.13%	\$ 502,108.82	\$ 518,135.49	3.19%	\$ 34,088.80	\$ 32,718.79	-4.02%
IGS-S-TOU Customer 65	#N/A	#N/A	#N/A	#N/A	#N/A	#N/A	#N/A	#N/A
IGS-S-TOU Customer 66	\$ 52,216.90	37.79%	\$ 194,777.63	\$ 205,940.91	5.73%	\$ 19,898.33	\$ 19,089.95	-4.06%
IGS-S-TOU Customer 67	\$ 103,747.91	24.04%	\$ 444,086.70	\$ 460,047.06	3.59%	\$ 32,420.68	\$ 31,110.44	-4.04%
IGS-S-TOU Customer 68	\$ 130,570.67	21.17%	\$ 597,034.94	\$ 614,736.16	2.96%	\$ 38,512.56	\$ 36,968.82	-4.01%
IGS-S-TOU Customer 69	\$ 103,168.31	23.73%	\$ 452,485.84	\$ 468,322.46	3.50%	\$ 32,528.96	\$ 31,221.47	-4.02%
IGS-S-TOU Customer 70	\$ 89,472.44	25.95%	\$ 358,867.93	\$ 373,654.72	4.12%	\$ 29,149.09	\$ 27,971.71	-4.04%
IGS-S-TOU Customer 71	\$ 80,333.05	27.89%	\$ 329,641.13	\$ 344,153.11	4.40%	\$ 27,579.20	\$ 26,461.31	-4.05%
IGS-S-TOU Customer 72	#N/A	#N/A	#N/A	#N/A	#N/A	#N/A	#N/A	#N/A
IGS-S-TOU Customer 73	\$ 87,823.60	23.00%	\$ 262,287.55	\$ 275,101.77	4.89%	\$ 26,782.40	\$ 25,712.09	-4.00%
IGS-S-TOU Customer 74	\$ 92,217.56	25.12%	\$ 125,710.94	\$ 140,333.17	11.63%	\$ 27,974.29	\$ 26,834.53	-4.07%
IGS-S-TOU Customer 75	\$ 80,784.85	26.11%	\$ 103,574.75	\$ 116,746.01	12.72%	\$ 24,937.68	\$ 23,920.59	-4.08%

Attachment 19
Docket No. 2022-00152

Customer	Delivery 1/25 Prices	Delivery % Difference	Bundled 8/24 Prices	Bundled 1/25 Prices	Bundled % Difference	Distribution 1/25 Prices	Distribution 8/25 Prices	Distribution % Difference
IGS-S-TOU Customer 76	#N/A	#N/A	#N/A	#N/A	#N/A	#N/A	#N/A	#N/A
IGS-S-TOU Customer 77	\$ 165,929.01	15.90%	\$ 711,559.66	\$ 727,721.38	2.27%	\$ 44,480.05	\$ 42,784.46	-3.81%
IGS-S-TOU Customer 78	\$ 25,545.97	49.96%	\$ 250,268.39	\$ 257,833.16	3.02%	\$ 12,947.38	\$ 12,412.50	-4.13%
IGS-S-TOU Customer 79	\$ 33,270.23	99.51%	\$ 44,522.19	\$ 60,280.09	35.39%	\$ 20,639.94	\$ 19,750.95	-4.31%
IGS-S-TOU Customer 80	\$ 100,287.30	23.40%	\$ 335,119.31	\$ 350,040.03	4.45%	\$ 33,010.87	\$ 31,749.43	-3.82%
IGS-S-TOU Customer 81	\$ 132,911.29	19.62%	\$ 586,332.20	\$ 602,842.38	2.82%	\$ 37,706.72	\$ 36,204.24	-3.98%
IGS-S-TOU Customer 82	#N/A	#N/A	#N/A	#N/A	#N/A	#N/A	#N/A	#N/A
IGS-S-TOU Customer 83	#N/A	#N/A	#N/A	#N/A	#N/A	#N/A	#N/A	#N/A
IGS-S-TOU Customer 84	\$ 66,421.41	24.07%	\$ 215,632.43	\$ 226,285.87	4.94%	\$ 21,334.44	\$ 20,470.90	-4.05%
IGS-S-TOU Customer 85	\$ 77,325.86	24.18%	\$ 195,125.30	\$ 206,603.14	5.88%	\$ 23,369.27	\$ 22,425.18	-4.04%
IGS-S-TOU Customer 86	#N/A	#N/A	#N/A	#N/A	#N/A	#N/A	#N/A	#N/A
IGS-S-TOU Customer 87	#N/A	#N/A	#N/A	#N/A	#N/A	#N/A	#N/A	#N/A
IGS-S-TOU Customer 88	\$ 91,050.36	23.07%	\$ 209,827.96	\$ 222,751.98	6.16%	\$ 26,661.98	\$ 25,586.97	-4.03%
IGS-S-TOU Customer 89	#N/A	#N/A	#N/A	#N/A	#N/A	#N/A	#N/A	#N/A
IGS-S-TOU Customer 90	\$ 95,671.31	23.01%	\$ 429,459.68	\$ 443,557.97	3.28%	\$ 29,540.65	\$ 28,351.60	-4.03%
IGS-S-TOU Customer 91	\$ 28,659.93	45.07%	\$ 361,700.00	\$ 368,840.22	1.97%	\$ 13,551.23	\$ 13,002.39	-4.05%
IGS-S-TOU Customer 92	\$ 96,916.22	20.34%	\$ 249,690.61	\$ 262,465.29	5.12%	\$ 29,794.91	\$ 28,659.53	-3.81%
IGS-S-TOU Customer 93	#N/A	#N/A	#N/A	#N/A	#N/A	#N/A	#N/A	#N/A
IGS-S-TOU Customer 94	\$ 50,761.25	35.97%	\$ 49,941.24	\$ 60,776.92	21.70%	\$ 18,329.66	\$ 17,569.91	-4.14%
IGS-S-TOU Customer 95	\$ 59,447.41	39.20%	\$ 49,399.43	\$ 61,086.26	23.66%	\$ 20,426.67	\$ 19,594.46	-4.07%
IGS-S-TOU Customer 96	\$ 92,416.23	24.34%	\$ 83,966.46	\$ 96,398.13	14.81%	\$ 25,567.95	\$ 24,536.88	-4.03%
IGS-S-TOU Customer 97	#N/A	#N/A	#N/A	#N/A	#N/A	#N/A	#N/A	#N/A
IGS-S-TOU Customer 98	#N/A	#N/A	#N/A	#N/A	#N/A	#N/A	#N/A	#N/A
IGS-S-TOU Customer 99	\$ 109,613.35	24.63%	\$ 361,050.20	\$ 378,174.89	4.74%	\$ 33,955.20	\$ 32,581.37	-4.05%
IGS-S-TOU Customer 100	\$ 104,003.70	21.44%	\$ 346,909.06	\$ 361,174.72	4.11%	\$ 31,318.97	\$ 30,085.36	-3.94%
IGS-S-TOU Customer 101	\$ 82,007.59	25.89%	\$ 366,952.30	\$ 380,356.28	3.65%	\$ 26,650.14	\$ 25,570.14	-4.05%
IGS-S-TOU Customer 102	\$ 79,428.04	33.04%	\$ 385,946.82	\$ 398,737.55	3.31%	\$ 25,389.06	\$ 24,362.86	-4.04%
IGS-S-TOU Customer 103	#N/A	#N/A	#N/A	#N/A	#N/A	#N/A	#N/A	#N/A
IGS-S-TOU Customer 104	\$ 77,647.74	29.98%	\$ 277,764.57	\$ 292,380.70	5.26%	\$ 26,673.63	\$ 25,579.72	-4.10%
IGS-S-TOU Customer 105	#N/A	#N/A	#N/A	#N/A	#N/A	#N/A	#N/A	#N/A
IGS-S-TOU Customer 106	#N/A	#N/A	#N/A	#N/A	#N/A	#N/A	#N/A	#N/A
IGS-S-TOU Customer 107	\$ 54,355.29	39.64%	\$ 109,006.85	\$ 121,418.83	11.39%	\$ 21,489.93	\$ 20,624.75	-4.03%
IGS-S-TOU Customer 108	\$ 69,091.41	30.03%	\$ 254,433.11	\$ 267,223.98	5.03%	\$ 24,347.36	\$ 23,370.00	-4.01%
IGS-S-TOU Customer 109	#N/A	#N/A	#N/A	#N/A	#N/A	#N/A	#N/A	#N/A
IGS-S-TOU Customer 110	\$ 33,792.83	31.37%	\$ 47,321.53	\$ 54,953.27	16.13%	\$ 13,747.37	\$ 13,193.38	-4.03%
IGS-S-TOU Customer 111	\$ 71,917.93	25.48%	\$ 190,786.71	\$ 202,620.45	6.20%	\$ 22,992.49	\$ 22,058.28	-4.06%
IGS-S-TOU Customer 112	\$ 6,873.49	-472.05%	\$ 212,585.41	\$ 221,306.35	4.10%	\$ 11,208.05	\$ 10,721.83	-4.34%
IGS-S-TOU Customer 113	\$ 42,273.25	26.42%	\$ 53,931.46	\$ 61,154.23	13.39%	\$ 14,011.13	\$ 13,442.20	-4.06%

Attachment 19
Docket No. 2022-00152

Customer	Delivery 1/25 Prices	Delivery % Difference	Bundled 8/24 Prices	Bundled 1/25 Prices	Bundled % Difference	Distribution 1/25 Prices	Distribution 8/25 Prices	Distribution % Difference
IGS-S-TOU Customer 114	\$ 147,141.48	18.87%	\$ 609,337.44	\$ 626,846.61	2.87%	\$ 40,717.54	\$ 39,098.44	-3.98%
IGS-S-TOU Customer 115	#N/A	#N/A	#N/A	#N/A	#N/A	#N/A	#N/A	#N/A
IGS-S-TOU Customer 116	\$ 63,656.63	26.73%	\$ 221,371.10	\$ 232,082.12	4.84%	\$ 22,330.72	\$ 21,463.40	-3.88%
IGS-S-TOU Customer 117	\$ 151,953.69	15.81%	\$ 264,502.74	\$ 279,795.34	5.78%	\$ 39,028.45	\$ 37,520.97	-3.86%
IGS-S-TOU Customer 118	#N/A	#N/A	#N/A	#N/A	#N/A	#N/A	#N/A	#N/A
IGS-S-TOU Customer 119	\$ 60,227.00	35.80%	\$ 190,538.10	\$ 203,074.31	6.58%	\$ 21,872.07	\$ 20,970.66	-4.12%
IGS-S-TOU Customer 120	\$ 37,115.49	58.86%	\$ 244,685.95	\$ 255,078.57	4.25%	\$ 16,772.55	\$ 16,072.69	-4.17%
IGS-S-TOU Customer 121	#N/A	#N/A	#N/A	#N/A	#N/A	#N/A	#N/A	#N/A
IGS-S-TOU Customer 122	\$ 119,214.30	18.65%	\$ 432,225.66	\$ 446,250.72	3.24%	\$ 32,794.75	\$ 31,492.02	-3.97%
IGS-S-TOU Customer 123	\$ 100,072.91	24.21%	\$ 410,973.43	\$ 426,721.57	3.83%	\$ 31,567.51	\$ 30,289.16	-4.05%
IGS-S-TOU Customer 124	\$ 102,342.74	20.90%	\$ 509,341.15	\$ 522,905.17	2.66%	\$ 30,380.37	\$ 29,167.47	-3.99%
IGS-S-TOU Customer 125	\$ 82,283.21	27.02%	\$ 311,156.88	\$ 325,477.00	4.60%	\$ 27,274.29	\$ 26,162.56	-4.08%
IGS-S-TOU Customer 126	\$ 79,603.30	30.08%	\$ 289,702.23	\$ 304,831.41	5.22%	\$ 27,482.28	\$ 26,354.38	-4.10%
IGS-S-TOU Customer 127	\$ 114,978.34	22.00%	\$ 505,879.53	\$ 522,055.37	3.20%	\$ 34,486.48	\$ 33,100.96	-4.02%
IGS-S-TOU Customer 128	\$ 91,265.23	24.66%	\$ 401,342.06	\$ 415,866.11	3.62%	\$ 29,168.79	\$ 27,988.06	-4.05%
IGS-S-TOU Customer 129	\$ 30,399.27	38.33%	\$ 42,823.73	\$ 50,631.41	18.23%	\$ 12,898.68	\$ 12,361.91	-4.16%
IGS-S-TOU Customer 130	\$ 83,805.91	23.01%	\$ 255,209.26	\$ 267,393.20	4.77%	\$ 27,094.45	\$ 26,053.88	-3.84%
IGS-S-TOU Customer 131	\$ 93,920.75	26.36%	\$ 341,156.77	\$ 356,841.32	4.60%	\$ 30,590.90	\$ 29,355.76	-4.04%
IGS-S-TOU Customer 132	#N/A	#N/A	#N/A	#N/A	#N/A	#N/A	#N/A	#N/A
IGS-S-TOU Customer 133	\$ 92,501.47	24.86%	\$ 395,556.34	\$ 410,159.54	3.69%	\$ 29,755.26	\$ 28,562.39	-4.01%
IGS-S-TOU Customer 134	\$ 77,765.76	25.32%	\$ 311,463.49	\$ 324,271.37	4.11%	\$ 25,459.09	\$ 24,431.08	-4.04%
IGS-S-TOU Customer 135	\$ 91,938.74	23.40%	\$ 253,856.63	\$ 267,923.85	5.54%	\$ 28,583.69	\$ 27,438.28	-4.01%
IGS-S-TOU Customer 136	\$ 74,050.93	27.29%	\$ 313,519.08	\$ 326,523.48	4.15%	\$ 24,951.16	\$ 23,935.10	-4.07%
IGS-S-TOU Customer 137	#N/A	#N/A	#N/A	#N/A	#N/A	#N/A	#N/A	#N/A
IGS-S-TOU Customer 138	\$ 49,934.77	37.53%	\$ 182,826.27	\$ 193,228.80	5.69%	\$ 21,446.18	\$ 20,651.64	-3.70%
IGS-S-TOU Customer 139	#N/A	#N/A	#N/A	#N/A	#N/A	#N/A	#N/A	#N/A
IGS-S-TOU Customer 140	\$ 84,163.44	19.84%	\$ 199,151.49	\$ 209,543.00	5.22%	\$ 23,484.49	\$ 22,550.15	-3.98%
IGS-S-TOU Customer 141	#N/A	#N/A	#N/A	#N/A	#N/A	#N/A	#N/A	#N/A
IGS-S-TOU Customer 142	\$ 102,999.99	22.78%	\$ 413,167.32	\$ 428,354.14	3.68%	\$ 31,848.62	\$ 30,574.85	-4.00%
IGS-S-TOU Customer 143	\$ 138,838.39	21.86%	\$ 607,978.42	\$ 626,831.65	3.10%	\$ 40,665.95	\$ 39,034.28	-4.01%
IGS-S-TOU Customer 144	#N/A	#N/A	#N/A	#N/A	#N/A	#N/A	#N/A	#N/A
IGS-S-TOU Customer 145	\$ 68,509.89	29.18%	\$ 213,591.65	\$ 225,566.72	5.61%	\$ 24,105.62	\$ 23,164.57	-3.90%
IGS-S-TOU Customer 146	\$ 81,348.19	28.02%	\$ 306,970.97	\$ 321,551.82	4.75%	\$ 27,354.80	\$ 26,237.48	-4.08%
IGS-S-TOU Customer 147	#N/A	#N/A	#N/A	#N/A	#N/A	#N/A	#N/A	#N/A
IGS-S-TOU Customer 148	\$ 92,083.57	21.48%	\$ 271,670.04	\$ 284,593.21	4.76%	\$ 27,537.26	\$ 26,437.97	-3.99%
IGS-S-TOU Customer 149	\$ 87,379.71	23.81%	\$ 424,134.35	\$ 437,127.60	3.06%	\$ 27,299.78	\$ 26,201.37	-4.02%
IGS-S-TOU Customer 150	\$ 105,675.79	19.70%	\$ 424,519.61	\$ 437,990.84	3.17%	\$ 31,747.62	\$ 30,518.25	-3.87%
IGS-S-TOU Customer 151	\$ 81,550.69	21.85%	\$ 251,368.63	\$ 262,757.74	4.53%	\$ 24,295.56	\$ 23,321.47	-4.01%

Attachment 19
Docket No. 2022-00152

Customer	Delivery 1/25 Prices	Delivery % Difference	Bundled 8/24 Prices	Bundled 1/25 Prices	Bundled % Difference	Distribution 1/25 Prices	Distribution 8/25 Prices	Distribution % Difference
IGS-S-TOU Customer 152	#N/A	#N/A	#N/A	#N/A	#N/A	#N/A	#N/A	#N/A
IGS-S-TOU Customer 153	#N/A	#N/A	#N/A	#N/A	#N/A	#N/A	#N/A	#N/A
IGS-S-TOU Customer 154	#N/A	#N/A	#N/A	#N/A	#N/A	#N/A	#N/A	#N/A
IGS-S-TOU Customer 155	\$ 165,589.03	14.98%	\$ 457,870.80	\$ 472,488.07	3.19%	\$ 39,911.38	\$ 38,352.09	-3.91%
IGS-S-TOU Customer 156	\$ 141,709.21	16.44%	\$ 363,359.06	\$ 377,530.86	3.90%	\$ 35,883.86	\$ 34,474.82	-3.93%
IGS-S-TOU Customer 157	\$ 111,183.72	18.00%	\$ 372,693.58	\$ 385,539.22	3.45%	\$ 30,355.46	\$ 29,151.30	-3.97%
IGS-S-TOU Customer 158	\$ 104,521.64	19.91%	\$ 354,145.81	\$ 367,628.07	3.81%	\$ 30,712.97	\$ 29,507.81	-3.92%
IGS-S-TOU Customer 159	#N/A	#N/A	#N/A	#N/A	#N/A	#N/A	#N/A	#N/A
IGS-S-TOU Customer 160	\$ 83,736.07	27.55%	\$ 292,791.66	\$ 304,924.39	4.14%	\$ 32,274.40	\$ 31,175.84	-3.40%
IGS-S-TOU Customer 161	\$ 92,618.85	22.25%	\$ 332,952.02	\$ 345,835.09	3.87%	\$ 28,133.04	\$ 27,021.18	-3.95%
IGS-S-TOU Customer 162	\$ 71,657.92	29.13%	\$ 81,283.52	\$ 94,182.47	15.87%	\$ 23,287.02	\$ 22,330.67	-4.11%
IGS-S-TOU Customer 163	\$ 52,275.20	45.49%	\$ 279,053.38	\$ 289,933.48	3.90%	\$ 25,351.89	\$ 24,483.23	-3.43%
IGS-S-TOU Customer 164	\$ 93,118.74	21.98%	\$ 413,207.03	\$ 426,184.08	3.14%	\$ 28,819.52	\$ 27,684.77	-3.94%
IGS-S-TOU Customer 165	#N/A	#N/A	#N/A	#N/A	#N/A	#N/A	#N/A	#N/A
IGS-S-TOU Customer 166	\$ 81,135.97	25.15%	\$ 342,926.35	\$ 356,021.61	3.82%	\$ 26,163.50	\$ 25,103.88	-4.05%
IGS-S-TOU Customer 167	#N/A	#N/A	#N/A	#N/A	#N/A	#N/A	#N/A	#N/A
IGS-S-TOU Customer 168	\$ 74,408.86	32.88%	\$ 130,115.35	\$ 145,059.89	11.49%	\$ 27,116.25	\$ 26,035.11	-3.99%
IGS-S-TOU Customer 169	#N/A	#N/A	#N/A	#N/A	#N/A	#N/A	#N/A	#N/A
IGS-S-TOU Customer 170	\$ 102,829.57	21.44%	\$ 326,236.68	\$ 340,521.27	4.38%	\$ 30,376.76	\$ 29,159.73	-4.01%
IGS-S-TOU Customer 171	\$ 93,033.97	26.44%	\$ 364,635.78	\$ 380,327.21	4.30%	\$ 30,398.10	\$ 29,164.78	-4.06%
IGS-S-TOU Customer 172	\$ 84,946.16	23.08%	\$ 448,351.10	\$ 461,019.69	2.83%	\$ 26,857.62	\$ 25,778.28	-4.02%
IGS-S-TOU Customer 173	\$ 78,044.91	26.20%	\$ 332,093.74	\$ 345,295.11	3.98%	\$ 26,028.50	\$ 24,978.12	-4.04%
IGS-S-TOU Customer 174	\$ 78,298.87	26.63%	\$ 316,028.58	\$ 329,475.84	4.26%	\$ 26,579.54	\$ 25,515.63	-4.00%
IGS-S-TOU Customer 175	#N/A	#N/A	#N/A	#N/A	#N/A	#N/A	#N/A	#N/A
IGS-S-TOU Customer 176	\$ 82,546.07	25.99%	\$ 289,840.87	\$ 303,617.86	4.75%	\$ 27,308.44	\$ 26,214.82	-4.00%
IGS-S-TOU Customer 177	#N/A	#N/A	#N/A	#N/A	#N/A	#N/A	#N/A	#N/A
IGS-S-TOU Customer 178	\$ 34,467.03	66.60%	\$ 127,574.36	\$ 137,532.68	7.81%	\$ 17,693.82	\$ 17,019.81	-3.81%
IGS-S-TOU Customer 179	#N/A	#N/A	#N/A	#N/A	#N/A	#N/A	#N/A	#N/A
IGS-S-TOU Customer 180	\$ 35,297.63	31.14%	\$ 64,413.21	\$ 71,859.72	11.56%	\$ 13,577.04	\$ 13,026.05	-4.06%
IGS-S-TOU Customer 181	\$ 105,442.75	22.18%	\$ 470,466.96	\$ 484,920.78	3.07%	\$ 32,167.85	\$ 30,901.00	-3.94%
IGS-S-TOU Customer 182	\$ 87,932.78	21.67%	\$ 300,425.24	\$ 312,793.10	4.12%	\$ 26,285.02	\$ 25,229.05	-4.02%
IGS-S-TOU Customer 183	\$ 89,196.71	26.65%	\$ 262,889.93	\$ 278,417.06	5.91%	\$ 30,615.91	\$ 29,407.39	-3.95%
IGS-S-TOU Customer 184	\$ 24,450.39	140.50%	\$ 119,292.68	\$ 130,350.76	9.27%	\$ 14,909.57	\$ 14,267.98	-4.30%
IGS-S-TOU Customer 185	\$ 75,436.30	26.60%	\$ 310,347.57	\$ 323,405.63	4.21%	\$ 25,468.30	\$ 24,439.74	-4.04%
IGS-S-TOU Customer 186	#N/A	#N/A	#N/A	#N/A	#N/A	#N/A	#N/A	#N/A
IGS-S-TOU Customer 187	\$ 72,876.84	27.76%	\$ 314,117.82	\$ 327,114.07	4.14%	\$ 25,162.17	\$ 24,147.68	-4.03%
IGS-S-TOU Customer 188	\$ 137,674.21	19.39%	\$ 664,346.98	\$ 680,888.80	2.49%	\$ 38,741.68	\$ 37,202.67	-3.97%
IGS-S-TOU Customer 189	\$ 89,325.92	23.72%	\$ 398,028.13	\$ 411,727.31	3.44%	\$ 28,363.49	\$ 27,225.01	-4.01%

Attachment 19
Docket No. 2022-00152

Customer	Delivery 1/25 Prices	Delivery % Difference	Bundled 8/24 Prices	Bundled 1/25 Prices	Bundled % Difference	Distribution 1/25 Prices	Distribution 8/25 Prices	Distribution % Difference
IGS-S-TOU Customer 190	\$ 87,436.06	24.75%	\$ 362,681.03	\$ 376,652.71	3.85%	\$ 28,091.79	\$ 26,958.28	-4.04%
IGS-S-TOU Customer 191	\$ 103,215.31	26.52%	\$ 186,825.32	\$ 203,583.72	8.97%	\$ 31,656.77	\$ 30,364.27	-4.08%
IGS-S-TOU Customer 192	\$ 76,520.87	30.21%	\$ 425,861.52	\$ 438,001.86	2.85%	\$ 29,042.78	\$ 27,991.96	-3.62%
IGS-S-TOU Customer 193	\$ 71,253.46	30.73%	\$ 193,251.47	\$ 207,214.58	7.23%	\$ 25,150.79	\$ 24,125.32	-4.08%
IGS-S-TOU Customer 194	#N/A	#N/A	#N/A	#N/A	#N/A	#N/A	#N/A	#N/A
IGS-S-TOU Customer 195	\$ 24,942.93	124.77%	\$ 132,888.27	\$ 143,102.94	7.69%	\$ 14,357.26	\$ 13,747.27	-4.25%
IGS-S-TOU Customer 196	\$ 122,119.04	19.28%	\$ 506,481.26	\$ 521,014.35	2.87%	\$ 35,977.97	\$ 34,603.44	-3.82%
IGS-S-TOU Customer 197	\$ 98,774.10	23.49%	\$ 302,197.12	\$ 317,228.36	4.97%	\$ 30,197.43	\$ 28,975.04	-4.05%
IGS-S-TOU Customer 198	#N/A	#N/A	#N/A	#N/A	#N/A	#N/A	#N/A	#N/A
IGS-S-TOU Customer 199	\$ 85,000.74	27.12%	\$ 339,330.01	\$ 352,660.95	3.93%	\$ 26,895.47	\$ 25,812.74	-4.03%
IGS-S-TOU Customer 200	\$ 56,968.29	32.44%	\$ 210,912.18	\$ 221,789.51	5.16%	\$ 20,002.63	\$ 19,183.91	-4.09%
IGS-S-TOU Customer 201	\$ 73,013.22	26.64%	\$ 210,304.19	\$ 222,481.86	5.79%	\$ 23,963.07	\$ 23,001.40	-4.01%
IGS-S-TOU Customer 202	\$ 119,814.70	20.41%	\$ 218,856.79	\$ 234,098.41	6.96%	\$ 33,630.32	\$ 32,302.76	-3.95%
IGS-S-TOU Customer 203	\$ 98,577.51	24.01%	\$ 431,606.71	\$ 446,839.54	3.53%	\$ 30,984.19	\$ 29,732.15	-4.04%
IGS-S-TOU Customer 204	\$ 105,045.97	23.45%	\$ 386,485.40	\$ 401,512.36	3.89%	\$ 33,138.34	\$ 31,853.34	-3.88%
IGS-S-TOU Customer 205	\$ 65,036.57	28.01%	\$ 271,075.03	\$ 281,790.09	3.95%	\$ 21,298.37	\$ 20,436.24	-4.05%

Total

Number of customers with im
 % of customers with impacts
 (16.88% RY1, 8.91% RY2, 7.5

**Stipulation
Attachment 19
Docket No. 2022-00152**

Customer	Delivery 1/25 Prices	Delivery 8/25 Prices	Delivery % Difference	Bundled 1/25 Prices	Bundled 8/25 Prices	Bundled % Difference
IGS-S-TOU Customer 1	\$ 86,511.35	\$ 85,372.67	-1.32%	\$ 347,329.17	\$ 346,190.49	-0.33%
IGS-S-TOU Customer 2	#N/A	#N/A	#N/A	#N/A	#N/A	#N/A
IGS-S-TOU Customer 3	\$ 93,859.11	\$ 92,762.69	-1.17%	\$ 404,568.84	\$ 403,472.42	-0.27%
IGS-S-TOU Customer 4	\$ 182,186.47	\$ 180,488.72	-0.93%	\$ 357,117.12	\$ 355,419.37	-0.48%
IGS-S-TOU Customer 5	\$ 89,177.00	\$ 88,068.11	-1.24%	\$ 168,799.15	\$ 167,690.26	-0.66%
IGS-S-TOU Customer 6	\$ 97,234.48	\$ 96,084.34	-1.18%	\$ 450,957.90	\$ 449,807.76	-0.26%
IGS-S-TOU Customer 7	\$ 112,200.07	\$ 110,935.55	-1.13%	\$ 377,748.22	\$ 376,483.70	-0.33%
IGS-S-TOU Customer 8	\$ 49,533.17	\$ 48,681.21	-1.72%	\$ 193,118.03	\$ 192,266.07	-0.44%
IGS-S-TOU Customer 9	\$ 37,080.20	\$ 36,376.37	-1.90%	\$ 122,054.74	\$ 121,350.91	-0.58%
IGS-S-TOU Customer 10	#N/A	#N/A	#N/A	#N/A	#N/A	#N/A
IGS-S-TOU Customer 11	\$ 24,727.53	\$ 24,067.53	-2.67%	\$ 118,139.67	\$ 117,479.67	-0.56%
IGS-S-TOU Customer 12	\$ 83,665.03	\$ 82,517.13	-1.37%	\$ 328,595.88	\$ 327,447.98	-0.35%
IGS-S-TOU Customer 13	\$ 65,364.70	\$ 64,377.73	-1.51%	\$ 228,242.79	\$ 227,255.81	-0.43%
IGS-S-TOU Customer 14	\$ 94,001.97	\$ 92,871.27	-1.20%	\$ 302,401.28	\$ 301,270.58	-0.37%
IGS-S-TOU Customer 15	\$ 78,634.29	\$ 77,538.41	-1.39%	\$ 322,514.63	\$ 321,418.76	-0.34%
IGS-S-TOU Customer 16	\$ 123,846.61	\$ 122,239.88	-1.30%	\$ 452,239.76	\$ 450,633.02	-0.36%
IGS-S-TOU Customer 17	\$ 78,628.63	\$ 77,575.20	-1.34%	\$ 361,678.74	\$ 360,625.31	-0.29%
IGS-S-TOU Customer 18	\$ 120,163.59	\$ 118,759.01	-1.17%	\$ 566,811.99	\$ 565,407.40	-0.25%
IGS-S-TOU Customer 19	\$ 124,027.79	\$ 122,580.67	-1.17%	\$ 532,091.03	\$ 530,643.91	-0.27%
IGS-S-TOU Customer 20	\$ 89,809.34	\$ 88,620.25	-1.32%	\$ 351,252.01	\$ 350,062.91	-0.34%
IGS-S-TOU Customer 21	\$ 97,702.32	\$ 96,473.99	-1.26%	\$ 454,799.66	\$ 453,571.33	-0.27%
IGS-S-TOU Customer 22	\$ 152,655.71	\$ 151,026.12	-1.07%	\$ 820,245.27	\$ 818,615.68	-0.20%
IGS-S-TOU Customer 23	\$ 74,985.60	\$ 73,981.76	-1.34%	\$ 205,341.94	\$ 204,338.10	-0.49%
IGS-S-TOU Customer 24	\$ 87,517.69	\$ 86,396.64	-1.28%	\$ 363,225.61	\$ 362,104.56	-0.31%
IGS-S-TOU Customer 25	\$ 88,484.64	\$ 87,511.63	-1.10%	\$ 242,348.89	\$ 241,375.87	-0.40%
IGS-S-TOU Customer 26	\$ 83,378.30	\$ 82,291.59	-1.30%	\$ 319,237.51	\$ 318,150.81	-0.34%
IGS-S-TOU Customer 27	\$ 77,144.41	\$ 76,092.56	-1.36%	\$ 324,707.66	\$ 323,655.81	-0.32%
IGS-S-TOU Customer 28	\$ 96,505.82	\$ 95,313.24	-1.24%	\$ 444,978.76	\$ 443,786.18	-0.27%
IGS-S-TOU Customer 29	\$ 117,374.15	\$ 115,978.29	-1.19%	\$ 544,927.26	\$ 543,531.40	-0.26%
IGS-S-TOU Customer 30	\$ 88,549.31	\$ 87,411.74	-1.28%	\$ 368,212.83	\$ 367,075.25	-0.31%
IGS-S-TOU Customer 31	\$ 104,413.77	\$ 103,254.16	-1.11%	\$ 390,508.08	\$ 389,348.47	-0.30%
IGS-S-TOU Customer 32	\$ 85,612.57	\$ 84,566.40	-1.22%	\$ 316,462.01	\$ 315,415.84	-0.33%
IGS-S-TOU Customer 33	\$ 71,104.49	\$ 70,141.23	-1.35%	\$ 314,603.51	\$ 313,640.25	-0.31%
IGS-S-TOU Customer 34	\$ 61,638.20	\$ 60,752.98	-1.44%	\$ 213,961.64	\$ 213,076.42	-0.41%
IGS-S-TOU Customer 35	\$ 89,143.23	\$ 88,070.17	-1.20%	\$ 306,403.90	\$ 305,330.84	-0.35%
IGS-S-TOU Customer 36	\$ 71,721.92	\$ 70,801.91	-1.28%	\$ 261,948.09	\$ 261,028.08	-0.35%
IGS-S-TOU Customer 37	#N/A	#N/A	#N/A	#N/A	#N/A	#N/A

Attachment 19
Docket No. 2022-00152

Customer	Delivery 1/25 Prices	Delivery 8/25 Prices	Delivery % Difference	Bundled 1/25 Prices	Bundled 8/25 Prices	Bundled % Difference
IGS-S-TOU Customer 38	\$ 172,789.80	\$ 170,997.76	-1.04%	\$ 976,152.77	\$ 974,360.73	-0.18%
IGS-S-TOU Customer 39	\$ 70,549.18	\$ 69,557.64	-1.41%	\$ 212,544.43	\$ 211,552.89	-0.47%
IGS-S-TOU Customer 40	\$ 97,425.23	\$ 96,214.35	-1.24%	\$ 380,022.92	\$ 378,812.03	-0.32%
IGS-S-TOU Customer 41	\$ 75,067.19	\$ 74,019.95	-1.40%	\$ 338,999.34	\$ 337,952.11	-0.31%
IGS-S-TOU Customer 42	\$ 90,465.34	\$ 89,338.11	-1.25%	\$ 438,047.81	\$ 436,920.57	-0.26%
IGS-S-TOU Customer 43	\$ 78,786.62	\$ 77,721.37	-1.35%	\$ 324,455.19	\$ 323,389.95	-0.33%
IGS-S-TOU Customer 44	\$ 81,674.26	\$ 80,594.76	-1.32%	\$ 376,854.19	\$ 375,774.70	-0.29%
IGS-S-TOU Customer 45	\$ 102,730.79	\$ 101,466.23	-1.23%	\$ 499,868.75	\$ 498,604.19	-0.25%
IGS-S-TOU Customer 46	\$ 186,107.06	\$ 184,204.47	-1.02%	\$ 875,457.96	\$ 873,555.37	-0.22%
IGS-S-TOU Customer 47	#N/A	#N/A	#N/A	#N/A	#N/A	#N/A
IGS-S-TOU Customer 48	\$ 93,566.40	\$ 92,350.03	-1.30%	\$ 391,776.30	\$ 390,559.93	-0.31%
IGS-S-TOU Customer 49	\$ 96,574.92	\$ 95,399.39	-1.22%	\$ 398,695.67	\$ 397,520.14	-0.29%
IGS-S-TOU Customer 50	\$ 78,852.42	\$ 77,794.20	-1.34%	\$ 328,813.79	\$ 327,755.57	-0.32%
IGS-S-TOU Customer 51	\$ 102,912.30	\$ 101,863.02	-1.02%	\$ 321,445.85	\$ 320,396.56	-0.33%
IGS-S-TOU Customer 52	\$ 34,507.98	\$ 33,796.80	-2.06%	\$ 112,350.02	\$ 111,638.83	-0.63%
IGS-S-TOU Customer 53	#N/A	#N/A	#N/A	#N/A	#N/A	#N/A
IGS-S-TOU Customer 54	\$ 137,110.20	\$ 135,474.74	-1.19%	\$ 582,238.86	\$ 580,603.40	-0.28%
IGS-S-TOU Customer 55	\$ 94,372.52	\$ 92,703.50	-1.77%	\$ 164,265.45	\$ 162,596.43	-1.02%
IGS-S-TOU Customer 56	\$ 56,323.28	\$ 55,324.70	-1.77%	\$ 113,818.91	\$ 112,820.33	-0.88%
IGS-S-TOU Customer 57	\$ 96,617.68	\$ 95,449.09	-1.21%	\$ 417,352.01	\$ 416,183.43	-0.28%
IGS-S-TOU Customer 58	\$ 73,472.39	\$ 72,460.22	-1.38%	\$ 323,967.82	\$ 322,955.66	-0.31%
IGS-S-TOU Customer 59	\$ 88,675.03	\$ 87,509.36	-1.31%	\$ 406,974.18	\$ 405,808.51	-0.29%
IGS-S-TOU Customer 60	\$ 78,059.39	\$ 77,004.26	-1.35%	\$ 365,097.79	\$ 364,042.67	-0.29%
IGS-S-TOU Customer 61	\$ 82,067.65	\$ 80,916.66	-1.40%	\$ 298,561.58	\$ 297,410.59	-0.39%
IGS-S-TOU Customer 62	\$ 73,537.42	\$ 72,440.86	-1.49%	\$ 227,651.46	\$ 226,554.89	-0.48%
IGS-S-TOU Customer 63	\$ 88,292.13	\$ 87,159.27	-1.28%	\$ 325,982.53	\$ 324,849.67	-0.35%
IGS-S-TOU Customer 64	\$ 113,232.35	\$ 111,862.34	-1.21%	\$ 518,135.49	\$ 516,765.47	-0.26%
IGS-S-TOU Customer 65	#N/A	#N/A	#N/A	#N/A	#N/A	#N/A
IGS-S-TOU Customer 66	\$ 52,216.90	\$ 51,408.52	-1.55%	\$ 205,940.91	\$ 205,132.53	-0.39%
IGS-S-TOU Customer 67	\$ 103,747.91	\$ 102,437.66	-1.26%	\$ 460,047.06	\$ 458,736.82	-0.28%
IGS-S-TOU Customer 68	\$ 130,570.67	\$ 129,026.94	-1.18%	\$ 614,736.16	\$ 613,192.43	-0.25%
IGS-S-TOU Customer 69	\$ 103,168.31	\$ 101,860.82	-1.27%	\$ 468,322.46	\$ 467,014.96	-0.28%
IGS-S-TOU Customer 70	\$ 89,472.44	\$ 88,295.06	-1.32%	\$ 373,654.72	\$ 372,477.34	-0.32%
IGS-S-TOU Customer 71	\$ 80,333.05	\$ 79,215.16	-1.39%	\$ 344,153.11	\$ 343,035.22	-0.32%
IGS-S-TOU Customer 72	#N/A	#N/A	#N/A	#N/A	#N/A	#N/A
IGS-S-TOU Customer 73	\$ 87,823.60	\$ 86,753.29	-1.22%	\$ 275,101.77	\$ 274,031.46	-0.39%
IGS-S-TOU Customer 74	\$ 92,217.56	\$ 91,077.79	-1.24%	\$ 140,333.17	\$ 139,193.41	-0.81%
IGS-S-TOU Customer 75	\$ 80,784.85	\$ 79,767.76	-1.26%	\$ 116,746.01	\$ 115,728.93	-0.87%

Attachment 19
Docket No. 2022-00152

Customer	Delivery 1/25 Prices	Delivery 8/25 Prices	Delivery % Difference	Bundled 1/25 Prices	Bundled 8/25 Prices	Bundled % Difference
IGS-S-TOU Customer 76	#N/A	#N/A	#N/A	#N/A	#N/A	#N/A
IGS-S-TOU Customer 77	\$ 165,929.01	\$ 164,233.42	-1.02%	\$ 727,721.38	\$ 726,025.79	-0.23%
IGS-S-TOU Customer 78	\$ 25,545.97	\$ 25,011.08	-2.09%	\$ 257,833.16	\$ 257,298.27	-0.21%
IGS-S-TOU Customer 79	\$ 33,270.23	\$ 32,381.24	-2.67%	\$ 60,280.09	\$ 59,391.10	-1.47%
IGS-S-TOU Customer 80	\$ 100,287.30	\$ 99,025.86	-1.26%	\$ 350,040.03	\$ 348,778.59	-0.36%
IGS-S-TOU Customer 81	\$ 132,911.29	\$ 131,408.81	-1.13%	\$ 602,842.38	\$ 601,339.90	-0.25%
IGS-S-TOU Customer 82	#N/A	#N/A	#N/A	#N/A	#N/A	#N/A
IGS-S-TOU Customer 83	#N/A	#N/A	#N/A	#N/A	#N/A	#N/A
IGS-S-TOU Customer 84	\$ 66,421.41	\$ 65,557.87	-1.30%	\$ 226,285.87	\$ 225,422.32	-0.38%
IGS-S-TOU Customer 85	\$ 77,325.86	\$ 76,381.78	-1.22%	\$ 206,603.14	\$ 205,659.05	-0.46%
IGS-S-TOU Customer 86	#N/A	#N/A	#N/A	#N/A	#N/A	#N/A
IGS-S-TOU Customer 87	#N/A	#N/A	#N/A	#N/A	#N/A	#N/A
IGS-S-TOU Customer 88	\$ 91,050.36	\$ 89,975.34	-1.18%	\$ 222,751.98	\$ 221,676.96	-0.48%
IGS-S-TOU Customer 89	#N/A	#N/A	#N/A	#N/A	#N/A	#N/A
IGS-S-TOU Customer 90	\$ 95,671.31	\$ 94,482.25	-1.24%	\$ 443,557.97	\$ 442,368.91	-0.27%
IGS-S-TOU Customer 91	\$ 28,659.93	\$ 28,111.10	-1.91%	\$ 368,840.22	\$ 368,291.39	-0.15%
IGS-S-TOU Customer 92	\$ 96,916.22	\$ 95,780.84	-1.17%	\$ 262,465.29	\$ 261,329.92	-0.43%
IGS-S-TOU Customer 93	#N/A	#N/A	#N/A	#N/A	#N/A	#N/A
IGS-S-TOU Customer 94	\$ 50,761.25	\$ 50,001.50	-1.50%	\$ 60,776.92	\$ 60,017.17	-1.25%
IGS-S-TOU Customer 95	\$ 59,447.41	\$ 58,615.20	-1.40%	\$ 61,086.26	\$ 60,254.05	-1.36%
IGS-S-TOU Customer 96	\$ 92,416.23	\$ 91,385.16	-1.12%	\$ 96,398.13	\$ 95,367.06	-1.07%
IGS-S-TOU Customer 97	#N/A	#N/A	#N/A	#N/A	#N/A	#N/A
IGS-S-TOU Customer 98	#N/A	#N/A	#N/A	#N/A	#N/A	#N/A
IGS-S-TOU Customer 99	\$ 109,613.35	\$ 108,239.53	-1.25%	\$ 378,174.89	\$ 376,801.07	-0.36%
IGS-S-TOU Customer 100	\$ 104,003.70	\$ 102,770.09	-1.19%	\$ 361,174.72	\$ 359,941.11	-0.34%
IGS-S-TOU Customer 101	\$ 82,007.59	\$ 80,927.59	-1.32%	\$ 380,356.28	\$ 379,276.28	-0.28%
IGS-S-TOU Customer 102	\$ 79,428.04	\$ 78,401.85	-1.29%	\$ 398,737.55	\$ 397,711.36	-0.26%
IGS-S-TOU Customer 103	#N/A	#N/A	#N/A	#N/A	#N/A	#N/A
IGS-S-TOU Customer 104	\$ 77,647.74	\$ 76,553.83	-1.41%	\$ 292,380.70	\$ 291,286.79	-0.37%
IGS-S-TOU Customer 105	#N/A	#N/A	#N/A	#N/A	#N/A	#N/A
IGS-S-TOU Customer 106	#N/A	#N/A	#N/A	#N/A	#N/A	#N/A
IGS-S-TOU Customer 107	\$ 54,355.29	\$ 53,490.11	-1.59%	\$ 121,418.83	\$ 120,553.65	-0.71%
IGS-S-TOU Customer 108	\$ 69,091.41	\$ 68,114.06	-1.41%	\$ 267,223.98	\$ 266,246.63	-0.37%
IGS-S-TOU Customer 109	#N/A	#N/A	#N/A	#N/A	#N/A	#N/A
IGS-S-TOU Customer 110	\$ 33,792.83	\$ 33,238.84	-1.64%	\$ 54,953.27	\$ 54,399.28	-1.01%
IGS-S-TOU Customer 111	\$ 71,917.93	\$ 70,983.72	-1.30%	\$ 202,620.45	\$ 201,686.25	-0.46%
IGS-S-TOU Customer 112	\$ 6,873.49	\$ 6,387.28	-7.07%	\$ 221,306.35	\$ 220,820.14	-0.22%
IGS-S-TOU Customer 113	\$ 42,273.25	\$ 41,704.31	-1.35%	\$ 61,154.23	\$ 60,585.29	-0.93%

Attachment 19
Docket No. 2022-00152

Customer	Delivery 1/25 Prices	Delivery 8/25 Prices	Delivery % Difference	Bundled 1/25 Prices	Bundled 8/25 Prices	Bundled % Difference
IGS-S-TOU Customer 114	\$ 147,141.48	\$ 145,522.39	-1.10%	\$ 626,846.61	\$ 625,227.51	-0.26%
IGS-S-TOU Customer 115	#N/A	#N/A	#N/A	#N/A	#N/A	#N/A
IGS-S-TOU Customer 116	\$ 63,656.63	\$ 62,789.31	-1.36%	\$ 232,082.12	\$ 231,214.80	-0.37%
IGS-S-TOU Customer 117	\$ 151,953.69	\$ 150,446.22	-0.99%	\$ 279,795.34	\$ 278,287.86	-0.54%
IGS-S-TOU Customer 118	#N/A	#N/A	#N/A	#N/A	#N/A	#N/A
IGS-S-TOU Customer 119	\$ 60,227.00	\$ 59,325.58	-1.50%	\$ 203,074.31	\$ 202,172.90	-0.44%
IGS-S-TOU Customer 120	\$ 37,115.49	\$ 36,415.63	-1.89%	\$ 255,078.57	\$ 254,378.71	-0.27%
IGS-S-TOU Customer 121	#N/A	#N/A	#N/A	#N/A	#N/A	#N/A
IGS-S-TOU Customer 122	\$ 119,214.30	\$ 117,911.56	-1.09%	\$ 446,250.72	\$ 444,947.98	-0.29%
IGS-S-TOU Customer 123	\$ 100,072.91	\$ 98,794.56	-1.28%	\$ 426,721.57	\$ 425,443.22	-0.30%
IGS-S-TOU Customer 124	\$ 102,342.74	\$ 101,129.84	-1.19%	\$ 522,905.17	\$ 521,692.27	-0.23%
IGS-S-TOU Customer 125	\$ 82,283.21	\$ 81,171.48	-1.35%	\$ 325,477.00	\$ 324,365.27	-0.34%
IGS-S-TOU Customer 126	\$ 79,603.30	\$ 78,475.39	-1.42%	\$ 304,831.41	\$ 303,703.50	-0.37%
IGS-S-TOU Customer 127	\$ 114,978.34	\$ 113,592.82	-1.21%	\$ 522,055.37	\$ 520,669.85	-0.27%
IGS-S-TOU Customer 128	\$ 91,265.23	\$ 90,084.49	-1.29%	\$ 415,866.11	\$ 414,685.37	-0.28%
IGS-S-TOU Customer 129	\$ 30,399.27	\$ 29,862.49	-1.77%	\$ 50,631.41	\$ 50,094.64	-1.06%
IGS-S-TOU Customer 130	\$ 83,805.91	\$ 82,765.35	-1.24%	\$ 267,393.20	\$ 266,352.64	-0.39%
IGS-S-TOU Customer 131	\$ 93,920.75	\$ 92,685.61	-1.32%	\$ 356,841.32	\$ 355,606.18	-0.35%
IGS-S-TOU Customer 132	#N/A	#N/A	#N/A	#N/A	#N/A	#N/A
IGS-S-TOU Customer 133	\$ 92,501.47	\$ 91,308.59	-1.29%	\$ 410,159.54	\$ 408,966.67	-0.29%
IGS-S-TOU Customer 134	\$ 77,765.76	\$ 76,737.74	-1.32%	\$ 324,271.37	\$ 323,243.36	-0.32%
IGS-S-TOU Customer 135	\$ 91,938.74	\$ 90,793.33	-1.25%	\$ 267,923.85	\$ 266,778.44	-0.43%
IGS-S-TOU Customer 136	\$ 74,050.93	\$ 73,034.88	-1.37%	\$ 326,523.48	\$ 325,507.42	-0.31%
IGS-S-TOU Customer 137	#N/A	#N/A	#N/A	#N/A	#N/A	#N/A
IGS-S-TOU Customer 138	\$ 49,934.77	\$ 49,140.23	-1.59%	\$ 193,228.80	\$ 192,434.26	-0.41%
IGS-S-TOU Customer 139	#N/A	#N/A	#N/A	#N/A	#N/A	#N/A
IGS-S-TOU Customer 140	\$ 84,163.44	\$ 83,229.10	-1.11%	\$ 209,543.00	\$ 208,608.66	-0.45%
IGS-S-TOU Customer 141	#N/A	#N/A	#N/A	#N/A	#N/A	#N/A
IGS-S-TOU Customer 142	\$ 102,999.99	\$ 101,726.22	-1.24%	\$ 428,354.14	\$ 427,080.37	-0.30%
IGS-S-TOU Customer 143	\$ 138,838.39	\$ 137,206.73	-1.18%	\$ 626,831.65	\$ 625,199.98	-0.26%
IGS-S-TOU Customer 144	#N/A	#N/A	#N/A	#N/A	#N/A	#N/A
IGS-S-TOU Customer 145	\$ 68,509.89	\$ 67,568.84	-1.37%	\$ 225,566.72	\$ 224,625.67	-0.42%
IGS-S-TOU Customer 146	\$ 81,348.19	\$ 80,230.87	-1.37%	\$ 321,551.82	\$ 320,434.50	-0.35%
IGS-S-TOU Customer 147	#N/A	#N/A	#N/A	#N/A	#N/A	#N/A
IGS-S-TOU Customer 148	\$ 92,083.57	\$ 90,984.28	-1.19%	\$ 284,593.21	\$ 283,493.93	-0.39%
IGS-S-TOU Customer 149	\$ 87,379.71	\$ 86,281.29	-1.26%	\$ 437,127.60	\$ 436,029.19	-0.25%
IGS-S-TOU Customer 150	\$ 105,675.79	\$ 104,446.42	-1.16%	\$ 437,990.84	\$ 436,761.47	-0.28%
IGS-S-TOU Customer 151	\$ 81,550.69	\$ 80,576.61	-1.19%	\$ 262,757.74	\$ 261,783.65	-0.37%

Attachment 19
Docket No. 2022-00152

Customer	Delivery 1/25 Prices	Delivery 8/25 Prices	Delivery % Difference	Bundled 1/25 Prices	Bundled 8/25 Prices	Bundled % Difference
IGS-S-TOU Customer 152	#N/A	#N/A	#N/A	#N/A	#N/A	#N/A
IGS-S-TOU Customer 153	#N/A	#N/A	#N/A	#N/A	#N/A	#N/A
IGS-S-TOU Customer 154	#N/A	#N/A	#N/A	#N/A	#N/A	#N/A
IGS-S-TOU Customer 155	\$ 165,589.03	\$ 164,029.74	-0.94%	\$ 472,488.07	\$ 470,928.78	-0.33%
IGS-S-TOU Customer 156	\$ 141,709.21	\$ 140,300.17	-0.99%	\$ 377,530.86	\$ 376,121.82	-0.37%
IGS-S-TOU Customer 157	\$ 111,183.72	\$ 109,979.56	-1.08%	\$ 385,539.22	\$ 384,335.06	-0.31%
IGS-S-TOU Customer 158	\$ 104,521.64	\$ 103,316.48	-1.15%	\$ 367,628.07	\$ 366,422.92	-0.33%
IGS-S-TOU Customer 159	#N/A	#N/A	#N/A	#N/A	#N/A	#N/A
IGS-S-TOU Customer 160	\$ 83,736.07	\$ 82,637.51	-1.31%	\$ 304,924.39	\$ 303,825.84	-0.36%
IGS-S-TOU Customer 161	\$ 92,618.85	\$ 91,506.99	-1.20%	\$ 345,835.09	\$ 344,723.22	-0.32%
IGS-S-TOU Customer 162	\$ 71,657.92	\$ 70,701.58	-1.33%	\$ 94,182.47	\$ 93,226.12	-1.02%
IGS-S-TOU Customer 163	\$ 52,275.20	\$ 51,406.53	-1.66%	\$ 289,933.48	\$ 289,064.82	-0.30%
IGS-S-TOU Customer 164	\$ 93,118.74	\$ 91,983.99	-1.22%	\$ 426,184.08	\$ 425,049.33	-0.27%
IGS-S-TOU Customer 165	#N/A	#N/A	#N/A	#N/A	#N/A	#N/A
IGS-S-TOU Customer 166	\$ 81,135.97	\$ 80,076.34	-1.31%	\$ 356,021.61	\$ 354,961.99	-0.30%
IGS-S-TOU Customer 167	#N/A	#N/A	#N/A	#N/A	#N/A	#N/A
IGS-S-TOU Customer 168	\$ 74,408.86	\$ 73,327.72	-1.45%	\$ 145,059.89	\$ 143,978.75	-0.75%
IGS-S-TOU Customer 169	#N/A	#N/A	#N/A	#N/A	#N/A	#N/A
IGS-S-TOU Customer 170	\$ 102,829.57	\$ 101,612.54	-1.18%	\$ 340,521.27	\$ 339,304.24	-0.36%
IGS-S-TOU Customer 171	\$ 93,033.97	\$ 91,800.65	-1.33%	\$ 380,327.21	\$ 379,093.90	-0.32%
IGS-S-TOU Customer 172	\$ 84,946.16	\$ 83,866.83	-1.27%	\$ 461,019.69	\$ 459,940.35	-0.23%
IGS-S-TOU Customer 173	\$ 78,044.91	\$ 76,994.53	-1.35%	\$ 345,295.11	\$ 344,244.73	-0.30%
IGS-S-TOU Customer 174	\$ 78,298.87	\$ 77,234.97	-1.36%	\$ 329,475.84	\$ 328,411.93	-0.32%
IGS-S-TOU Customer 175	#N/A	#N/A	#N/A	#N/A	#N/A	#N/A
IGS-S-TOU Customer 176	\$ 82,546.07	\$ 81,452.45	-1.32%	\$ 303,617.86	\$ 302,524.24	-0.36%
IGS-S-TOU Customer 177	#N/A	#N/A	#N/A	#N/A	#N/A	#N/A
IGS-S-TOU Customer 178	\$ 34,467.03	\$ 33,793.02	-1.96%	\$ 137,532.68	\$ 136,858.67	-0.49%
IGS-S-TOU Customer 179	#N/A	#N/A	#N/A	#N/A	#N/A	#N/A
IGS-S-TOU Customer 180	\$ 35,297.63	\$ 34,746.64	-1.56%	\$ 71,859.72	\$ 71,308.73	-0.77%
IGS-S-TOU Customer 181	\$ 105,442.75	\$ 104,175.90	-1.20%	\$ 484,920.78	\$ 483,653.93	-0.26%
IGS-S-TOU Customer 182	\$ 87,932.78	\$ 86,876.82	-1.20%	\$ 312,793.10	\$ 311,737.14	-0.34%
IGS-S-TOU Customer 183	\$ 89,196.71	\$ 87,988.19	-1.35%	\$ 278,417.06	\$ 277,208.54	-0.43%
IGS-S-TOU Customer 184	\$ 24,450.39	\$ 23,808.80	-2.62%	\$ 130,350.76	\$ 129,709.17	-0.49%
IGS-S-TOU Customer 185	\$ 75,436.30	\$ 74,407.74	-1.36%	\$ 323,405.63	\$ 322,377.07	-0.32%
IGS-S-TOU Customer 186	#N/A	#N/A	#N/A	#N/A	#N/A	#N/A
IGS-S-TOU Customer 187	\$ 72,876.84	\$ 71,862.35	-1.39%	\$ 327,114.07	\$ 326,099.58	-0.31%
IGS-S-TOU Customer 188	\$ 137,674.21	\$ 136,135.19	-1.12%	\$ 680,888.80	\$ 679,349.79	-0.23%
IGS-S-TOU Customer 189	\$ 89,325.92	\$ 88,187.44	-1.27%	\$ 411,727.31	\$ 410,588.83	-0.28%

Attachment 19
Docket No. 2022-00152

Customer	Delivery 1/25 Prices	Delivery 8/25 Prices	Delivery % Difference	Bundled 1/25 Prices	Bundled 8/25 Prices	Bundled % Difference
IGS-S-TOU Customer 190	\$ 87,436.06	\$ 86,302.55	-1.30%	\$ 376,652.71	\$ 375,519.20	-0.30%
IGS-S-TOU Customer 191	\$ 103,215.31	\$ 101,922.81	-1.25%	\$ 203,583.72	\$ 202,291.22	-0.63%
IGS-S-TOU Customer 192	\$ 76,520.87	\$ 75,470.05	-1.37%	\$ 438,001.86	\$ 436,951.04	-0.24%
IGS-S-TOU Customer 193	\$ 71,253.46	\$ 70,228.00	-1.44%	\$ 207,214.58	\$ 206,189.11	-0.49%
IGS-S-TOU Customer 194	#N/A	#N/A	#N/A	#N/A	#N/A	#N/A
IGS-S-TOU Customer 195	\$ 24,942.93	\$ 24,332.95	-2.45%	\$ 143,102.94	\$ 142,492.96	-0.43%
IGS-S-TOU Customer 196	\$ 122,119.04	\$ 120,744.50	-1.13%	\$ 521,014.35	\$ 519,639.81	-0.26%
IGS-S-TOU Customer 197	\$ 98,774.10	\$ 97,551.71	-1.24%	\$ 317,228.36	\$ 316,005.97	-0.39%
IGS-S-TOU Customer 198	#N/A	#N/A	#N/A	#N/A	#N/A	#N/A
IGS-S-TOU Customer 199	\$ 85,000.74	\$ 83,918.01	-1.27%	\$ 352,660.95	\$ 351,578.22	-0.31%
IGS-S-TOU Customer 200	\$ 56,968.29	\$ 56,149.57	-1.44%	\$ 221,789.51	\$ 220,970.79	-0.37%
IGS-S-TOU Customer 201	\$ 73,013.22	\$ 72,051.55	-1.32%	\$ 222,481.86	\$ 221,520.19	-0.43%
IGS-S-TOU Customer 202	\$ 119,814.70	\$ 118,487.14	-1.11%	\$ 234,098.41	\$ 232,770.85	-0.57%
IGS-S-TOU Customer 203	\$ 98,577.51	\$ 97,325.47	-1.27%	\$ 446,839.54	\$ 445,587.49	-0.28%
IGS-S-TOU Customer 204	\$ 105,045.97	\$ 103,760.97	-1.22%	\$ 401,512.36	\$ 400,227.36	-0.32%
IGS-S-TOU Customer 205	\$ 65,036.57	\$ 64,174.45	-1.33%	\$ 281,790.09	\$ 280,927.97	-0.31%

Total

Number of customers with im
 % of customers with impacts
 (16.88% RY1, 8.91% RY2, 7.5

**Stipulation
Attachment 19
Docket No. 2022-00152**

Customer	Phase	Jul-Aug On-Peak	Jul-Aug Shoulder	Jul-Aug Off-Peak	Dec-Mar On-Peak	Dec-Mar Shoulder	Dec-Mar Off-Peak	All Other On-Peak
IGS-P-TOU Customer 1	3	1,758.06	1,722.60	1,521.00	2,253.78	2,216.16	2,033.46	4,476.78
IGS-P-TOU Customer 2	3	-	701.00	-	1,810.00	1,699.00	2,056.50	2,982.50
IGS-P-TOU Customer 3	3	802.35	772.74	697.05	1,756.71	1,627.29	1,594.80	2,911.68
IGS-P-TOU Customer 4	3	846.99	842.85	789.21	1,660.23	1,671.12	1,504.17	2,505.69
IGS-P-TOU Customer 5	3	1,639.62	1,525.86	1,608.84	3,070.62	3,025.98	3,108.06	4,957.02
IGS-P-TOU Customer 6	3	739.89	724.23	692.64	1,641.87	1,418.76	1,517.13	1,875.42
IGS-P-TOU Customer 7	3	1,131.84	1,128.42	990.54	1,809.00	1,795.68	1,409.58	3,212.64
IGS-P-TOU Customer 8	3	410.22	360.18	417.24	1,807.02	1,755.00	1,774.80	2,096.10
IGS-P-TOU Customer 9	3	1,540.44	1,563.12	1,434.24	2,661.84	2,324.52	2,501.64	4,302.36
IGS-P-TOU Customer 10	3	810.12	792.36	587.88	1,563.36	1,445.64	1,135.56	2,417.88
IGS-P-TOU Customer 11	3	1,265.40	1,191.96	1,001.70	2,149.56	2,142.18	2,093.22	3,428.64
IGS-P-TOU Customer 12	3	1,274.76	1,315.44	1,058.58	1,890.18	1,956.42	1,698.30	3,513.96
IGS-P-TOU Customer 13	3	1,614.80	1,652.64	1,371.04	2,740.32	2,686.64	2,550.24	4,333.12
IGS-P-TOU Customer 14	3	1,726.56	1,681.92	1,532.16	3,206.88	3,160.80	2,665.44	4,903.20
IGS-P-TOU Customer 15	3	1,722.60	1,757.52	1,431.72	2,274.48	2,271.96	1,955.16	4,278.96
IGS-P-TOU Customer 16	3	1,155.24	1,175.04	1,014.48	2,149.20	2,121.48	2,273.76	3,058.20
IGS-P-TOU Customer 17	3	580.20	61.20	384.30	2.40	-	6.60	595.20
IGS-P-TOU Customer 18	3	730.98	728.55	693.63	2,831.67	2,795.49	2,861.55	2,546.82
IGS-P-TOU Customer 19	3	1,105.65	1,115.10	1,052.10	2,140.95	2,102.10	2,139.90	3,113.25
IGS-P-TOU Customer 20	3	855.72	840.24	685.08	1,068.66	1,087.56	861.84	2,187.54
IGS-P-TOU Customer 21	3	1,160.40	1,183.20	820.80	2,061.60	1,987.20	1,927.20	2,967.60
IGS-P-TOU Customer 22	3	1,162.35	1,193.40	1,068.12	1,258.47	1,250.64	1,155.33	2,667.87
IGS-P-TOU Customer 23	3	1,250.46	1,204.74	1,217.88	2,185.02	2,026.62	2,023.74	3,701.52
IGS-P-TOU Customer 24	3	1,593.72	1,576.68	1,549.68	3,271.20	3,251.04	3,249.96	4,562.16
IGS-P-TOU Customer 25	3	1,538.07	1,528.98	1,558.36	3,509.89	3,481.21	3,546.62	4,918.19
IGS-P-TOU Customer 26	3	873.60	835.98	654.33	868.18	834.58	394.80	3,008.60
IGS-P-TOU Customer 27	3	150.80	149.21	128.21	511.33	565.00	460.53	337.21
IGS-P-TOU Customer 28	3	1,081.26	1,051.92	1,041.84	2,281.32	2,200.86	2,283.48	3,548.88
IGS-P-TOU Customer 29	3	-	-	-	6.36	6.24	6.60	8.04
IGS-P-TOU Customer 30	3	1,075.92	997.68	913.44	2,195.28	2,169.36	1,741.20	3,323.04
IGS-P-TOU Customer 31	3	913.68	886.55	945.35	1,987.65	1,902.60	2,067.10	2,742.25
IGS-P-TOU Customer 32	3	1,108.92	1,128.06	909.06	1,572.54	1,578.60	1,397.46	2,904.00
IGS-P-TOU Customer 33	3	1,693.44	1,732.32	1,292.16	2,231.04	2,155.68	1,798.80	4,767.12
IGS-P-TOU Customer 34	3	1,473.84	1,514.16	1,212.72	1,618.08	1,707.12	1,347.84	3,620.40
IGS-P-TOU Customer 35	3	1,466.40	1,504.56	1,287.00	1,870.44	1,907.52	1,701.24	3,634.80
IGS-P-TOU Customer 36	3	1,492.32	1,530.36	1,455.84	2,573.64	2,597.28	2,589.60	4,243.32
IGS-P-TOU Customer 37	3	884.88	919.92	781.20	1,592.88	1,569.96	1,190.40	2,775.72

Attachment 19
Docket No. 2022-00152

Customer	Phase	Jul-Aug On-Peak	Jul-Aug Shoulder	Jul-Aug Off-Peak	Dec-Mar On-Peak	Dec-Mar Shoulder	Dec-Mar Off-Peak	All Other On-Peak
IGS-P-TOU Customer 38	3	1,568.16	1,590.84	1,501.44	2,829.12	2,834.16	2,816.76	4,540.68
IGS-P-TOU Customer 39	3	-	-	-	-	-	-	-
IGS-P-TOU Customer 40	3	938.35	937.30	983.85	1,450.05	1,419.25	1,574.65	2,471.70
IGS-P-TOU Customer 41	3	1,811.52	1,778.04	1,176.84	3,369.24	3,262.68	2,194.92	4,803.84
IGS-P-TOU Customer 42	3	988.20	950.94	1,008.36	815.04	761.40	752.58	3,225.60
IGS-P-TOU Customer 43	3	861.90	826.20	699.84	1,432.20	1,360.86	1,265.70	2,169.36
IGS-P-TOU Customer 44	3	1,303.36	1,227.63	1,198.79	2,706.59	2,649.59	2,367.38	4,074.86
IGS-P-TOU Customer 45	3	642.60	655.56	502.80	1,679.16	1,656.84	1,227.24	2,618.28
IGS-P-TOU Customer 46	3	1,407.00	1,417.44	1,325.16	2,010.60	2,079.12	1,978.44	3,598.20
IGS-P-TOU Customer 47	3	1,834.92	1,816.02	1,604.52	1,859.40	1,801.26	1,523.52	5,258.16
IGS-P-TOU Customer 48	3	971.76	785.16	817.44	1,908.48	1,635.00	1,679.28	2,819.52
IGS-P-TOU Customer 49	3	1,454.78	1,458.98	1,284.68	2,799.30	2,829.23	2,609.78	4,318.65
IGS-P-TOU Customer 50	3	0.96	1.46	0.74	13.20	12.44	11.60	11.74
IGS-P-TOU Customer 51	3	976.86	971.28	1,278.72	1,608.48	1,514.70	2,477.88	2,731.14
IGS-P-TOU Customer 52	3	949.68	952.26	764.46	1,980.30	2,026.62	1,797.42	2,606.64
IGS-P-TOU Customer 53	3	838.26	872.76	821.16	1,221.90	1,213.56	1,172.40	2,169.90
IGS-P-TOU Customer 54	3	1,063.68	1,073.76	1,132.80	2,115.60	2,065.92	1,993.20	3,103.44
IGS-P-TOU Customer 55	3	1,756.32	1,783.44	1,477.80	2,851.44	2,840.16	2,541.96	4,777.44
IGS-P-TOU Customer 56	3	1,283.04	1,321.08	1,220.04	1,984.80	1,939.32	2,063.28	3,283.68
IGS-P-TOU Customer 57	3	990.00	1,017.48	897.36	1,737.48	1,671.24	1,558.08	2,695.44
IGS-P-TOU Customer 58	3	692.16	693.00	498.12	1,732.68	1,688.16	1,247.16	2,659.92
IGS-P-TOU Customer 59	3	1,070.40	1,063.44	905.04	1,802.88	1,670.16	1,588.80	3,240.24

Total

Number of customers with impacts at or below approximate % change in revenue requirement

% of customers with impacts at or below approximate % change in revenue requirement

(16.88% RY1, 8.91% RY2, 7.58% RY3 for Base D; 7.14% RY1, 4.11% RY2, 3.66% RY3 for Delivery)

**Stipulation
Attachment 19
Docket No. 2022-00152**

Customer	All Other Shoulder	All Other Off-Peak	Jul-Aug On-Peak	Jul-Aug Shoulder	Jul-Aug Off-Peak	Dec-Feb On-Peak	Dec-Feb Shoulder
IGS-P-TOU Customer 1	4,412.52	3,936.06	1,604.88	-	1,770.12	1,532.88	-
IGS-P-TOU Customer 2	920.00	1,864.00	-	-	701.00	300.50	-
IGS-P-TOU Customer 3	2,612.70	2,613.87	802.35	-	772.74	1,253.43	-
IGS-P-TOU Customer 4	2,540.97	2,398.41	842.85	-	852.75	1,148.85	-
IGS-P-TOU Customer 5	4,611.42	4,741.92	905.22	-	1,639.62	1,276.92	-
IGS-P-TOU Customer 6	1,639.44	1,713.33	458.10	-	769.50	758.25	-
IGS-P-TOU Customer 7	3,229.74	2,711.88	1,023.30	-	1,142.28	1,135.98	-
IGS-P-TOU Customer 8	1,859.76	2,093.76	416.16	-	406.80	1,312.74	-
IGS-P-TOU Customer 9	3,973.68	3,976.56	1,499.04	-	1,569.60	1,954.80	-
IGS-P-TOU Customer 10	2,334.84	1,657.92	708.48	-	811.68	932.88	-
IGS-P-TOU Customer 11	3,378.96	2,744.82	93.42	-	1,265.40	123.12	-
IGS-P-TOU Customer 12	3,637.44	2,976.84	1,179.36	-	1,315.44	1,203.30	-
IGS-P-TOU Customer 13	4,322.56	3,879.04	1,209.12	-	1,652.64	1,663.20	-
IGS-P-TOU Customer 14	4,975.20	4,436.64	915.84	-	1,730.88	1,264.32	-
IGS-P-TOU Customer 15	4,366.80	3,628.08	1,596.60	-	1,757.52	1,587.96	-
IGS-P-TOU Customer 16	2,975.04	2,989.80	1,096.56	-	1,175.04	1,513.80	-
IGS-P-TOU Customer 17	610.50	1,029.60	577.80	-	74.40	2.40	-
IGS-P-TOU Customer 18	2,427.12	2,709.54	727.38	-	733.68	1,979.73	-
IGS-P-TOU Customer 19	2,966.25	3,066.00	1,087.80	-	1,115.10	1,561.35	-
IGS-P-TOU Customer 20	2,249.82	1,735.38	744.48	-	855.72	730.98	-
IGS-P-TOU Customer 21	3,003.60	2,421.60	984.00	-	1,183.20	1,324.80	-
IGS-P-TOU Customer 22	2,702.16	2,459.70	1,114.83	-	1,193.40	871.29	-
IGS-P-TOU Customer 23	3,387.60	3,562.56	1,250.46	-	1,243.80	1,523.88	-
IGS-P-TOU Customer 24	4,521.60	4,568.28	#N/A	#N/A	#N/A	#N/A	#N/A
IGS-P-TOU Customer 25	4,806.60	4,879.01	1,488.75	-	1,564.31	2,624.55	-
IGS-P-TOU Customer 26	2,973.60	2,636.38	373.28	-	873.60	96.43	-
IGS-P-TOU Customer 27	292.23	357.22	#N/A	#N/A	#N/A	#N/A	#N/A
IGS-P-TOU Customer 28	3,481.38	3,515.22	523.44	-	1,081.26	880.38	-
IGS-P-TOU Customer 29	7.20	7.68	-	-	-	6.36	-
IGS-P-TOU Customer 30	3,146.16	2,772.48	169.20	-	1,075.92	571.20	-
IGS-P-TOU Customer 31	2,676.80	2,582.30	275.63	-	952.35	141.05	-
IGS-P-TOU Customer 32	2,967.42	2,596.86	997.20	-	1,128.06	985.14	-
IGS-P-TOU Customer 33	4,682.40	3,339.36	1,536.96	-	1,736.64	1,219.92	-
IGS-P-TOU Customer 34	4,056.48	2,968.80	1,437.12	-	1,514.16	871.68	-
IGS-P-TOU Customer 35	3,760.92	3,348.24	1,322.88	-	1,504.56	1,209.84	-
IGS-P-TOU Customer 36	4,267.92	4,185.96	1,457.40	-	1,530.36	1,894.20	-
IGS-P-TOU Customer 37	2,692.44	2,276.88	868.80	-	919.92	966.24	-

Attachment 19
Docket No. 2022-00152

Customer	All Other Shoulder	All Other Off-Peak	Jul-Aug On-Peak	Jul-Aug Shoulder	Jul-Aug Off-Peak	Dec-Feb On-Peak	Dec-Feb Shoulder
IGS-P-TOU Customer 38	4,612.20	4,376.88	1,259.04	-	1,590.84	1,514.76	-
IGS-P-TOU Customer 39	-	-	-	-	-	-	-
IGS-P-TOU Customer 40	2,432.15	2,551.85	923.65	-	983.85	#N/A	#N/A
IGS-P-TOU Customer 41	4,882.32	3,682.44	1,139.40	-	1,811.52	1,461.24	-
IGS-P-TOU Customer 42	3,132.00	3,106.44	861.84	-	1,020.24	268.38	-
IGS-P-TOU Customer 43	2,077.86	1,811.94	749.28	-	861.90	940.74	-
IGS-P-TOU Customer 44	3,818.68	3,690.81	1,044.32	-	1,303.36	1,683.16	-
IGS-P-TOU Customer 45	2,561.52	1,845.84	385.20	-	655.56	858.72	-
IGS-P-TOU Customer 46	3,662.76	3,385.44	1,373.28	-	1,417.92	1,282.20	-
IGS-P-TOU Customer 47	4,953.06	4,823.10	860.58	-	1,848.78	694.98	-
IGS-P-TOU Customer 48	2,470.92	2,604.60	668.76	-	971.76	1,136.88	-
IGS-P-TOU Customer 49	4,326.53	3,989.48	1,321.43	-	1,459.50	1,928.33	-
IGS-P-TOU Customer 50	9.78	11.52	0.39	-	1.56	10.68	-
IGS-P-TOU Customer 51	2,774.34	3,694.14	1,152.18	-	1,278.72	1,458.54	-
IGS-P-TOU Customer 52	2,646.24	2,353.62	838.80	-	952.68	1,364.16	-
IGS-P-TOU Customer 53	2,250.48	2,160.54	778.14	-	872.76	831.66	-
IGS-P-TOU Customer 54	3,091.92	2,918.64	1,003.20	-	1,132.80	1,314.48	-
IGS-P-TOU Customer 55	4,878.00	4,254.00	1,512.36	-	1,783.44	1,754.04	-
IGS-P-TOU Customer 56	3,287.52	3,077.40	1,274.40	-	1,321.08	1,541.76	-
IGS-P-TOU Customer 57	2,776.08	2,467.68	948.36	-	1,017.48	1,206.60	-
IGS-P-TOU Customer 58	2,590.08	1,755.96	554.52	-	693.00	1,008.00	-
IGS-P-TOU Customer 59	3,134.64	2,951.52	1,018.08	-	1,071.36	1,288.32	-

Total

Number of customers with im
 % of customers with impacts
 (16.88% RY1, 8.91% RY2, 7.5

**Stipulation
Attachment 19
Docket No. 2022-00152**

Customer	Dec-Feb Off-Peak	All Other On-Peak	All Other Shoulder	All Other Off-Peak	Jan - Dec Total kWh	Jan - Dec Billed kVar
IGS-P-TOU Customer 1	1,689.30	4,504.14	-	4,973.76	4,408,369	-
IGS-P-TOU Customer 2	2,066.50	2,385.00	-	4,098.50	121,776	4,358.50
IGS-P-TOU Customer 3	1,248.75	3,427.56	-	3,098.34	2,263,655	-
IGS-P-TOU Customer 4	1,269.54	2,744.82	-	2,934.09	1,743,827	1,143.45
IGS-P-TOU Customer 5	2,376.18	3,032.28	-	5,763.78	2,954,726	-
IGS-P-TOU Customer 6	1,238.67	1,621.71	-	2,442.96	1,580,697	350.55
IGS-P-TOU Customer 7	1,381.86	3,254.58	-	3,718.08	2,475,422	-
IGS-P-TOU Customer 8	1,326.96	2,652.84	-	2,566.80	1,325,188	469.80
IGS-P-TOU Customer 9	1,855.44	5,004.36	-	4,791.96	4,070,333	22.20
IGS-P-TOU Customer 10	1,193.76	2,306.40	-	2,829.72	2,053,134	74.00
IGS-P-TOU Customer 11	1,707.84	317.52	-	4,132.44	1,072,812	3,146.70
IGS-P-TOU Customer 12	1,430.46	3,650.22	-	4,107.78	3,063,546	960.90
IGS-P-TOU Customer 13	2,088.24	3,885.20	-	5,122.48	4,152,749	-
IGS-P-TOU Customer 14	2,463.84	3,088.80	-	5,748.48	3,099,758	2,539.20
IGS-P-TOU Customer 15	1,748.16	4,449.24	-	4,942.80	4,306,331	-
IGS-P-TOU Customer 16	1,724.04	3,447.36	-	3,722.40	3,393,680	313.80
IGS-P-TOU Customer 17	6.60	569.40	-	1,070.40	28,182	1,184.50
IGS-P-TOU Customer 18	2,236.86	3,009.51	-	3,534.75	2,795,974	854.70
IGS-P-TOU Customer 19	1,628.55	3,650.85	-	3,708.60	3,387,090	-
IGS-P-TOU Customer 20	779.58	2,172.78	-	2,582.82	1,769,227	0.90
IGS-P-TOU Customer 21	1,537.20	3,036.00	-	3,686.40	2,923,724	-
IGS-P-TOU Customer 22	939.33	2,805.84	-	3,052.62	2,537,885	1,116.90
IGS-P-TOU Customer 23	1,541.70	4,293.54	-	4,037.76	3,386,378	123.60
IGS-P-TOU Customer 24	#N/A	#N/A	#N/A	#N/A	2,963,932	1,322.70
IGS-P-TOU Customer 25	2,677.02	5,624.08	-	5,809.83	4,265,692	882.51
IGS-P-TOU Customer 26	334.95	94.50	-	3,599.58	366,776	3,265.05
IGS-P-TOU Customer 27	#N/A	#N/A	#N/A	#N/A	433,842	3.90
IGS-P-TOU Customer 28	1,723.14	1,824.84	-	4,173.66	2,358,327	282.60
IGS-P-TOU Customer 29	6.60	7.56	-	8.04	492,780	8.40
IGS-P-TOU Customer 30	1,697.76	727.20	-	3,850.32	1,050,418	2,116.80
IGS-P-TOU Customer 31	1,546.83	734.65	-	3,338.30	655,065	3,734.93
IGS-P-TOU Customer 32	1,163.40	2,900.16	-	3,414.60	2,902,349	-
IGS-P-TOU Customer 33	1,682.40	4,120.80	-	5,387.04	2,592,686	254.40
IGS-P-TOU Customer 34	1,102.56	3,441.84	-	4,755.60	3,003,736	355.20
IGS-P-TOU Customer 35	1,374.96	3,809.04	-	4,310.28	3,707,159	45.90
IGS-P-TOU Customer 36	1,939.32	4,851.24	-	4,950.36	4,738,227	-
IGS-P-TOU Customer 37	1,210.56	2,776.32	-	3,120.96	2,256,293	-

Attachment 19
Docket No. 2022-00152

Customer	Dec-Feb Off-Peak	All Other On-Peak	All Other Shoulder	All Other Off-Peak	Jan - Dec Total kWh	Jan - Dec Billed kVar
IGS-P-TOU Customer 38	2,159.88	4,070.76	-	5,377.44	4,147,309	-
IGS-P-TOU Customer 39	-	-	-	-	-	-
IGS-P-TOU Customer 40	#N/A	#N/A	#N/A	#N/A	1,963,703	3,527.13
IGS-P-TOU Customer 41	2,535.48	3,520.08	-	5,746.32	3,314,014	-
IGS-P-TOU Customer 42	701.46	2,384.10	-	3,369.60	1,075,265	378.90
IGS-P-TOU Customer 43	1,063.74	2,129.94	-	2,537.82	2,318,690	-
IGS-P-TOU Customer 44	2,021.23	3,820.55	-	4,760.22	2,421,463	2,364.30
IGS-P-TOU Customer 45	1,274.04	1,829.28	-	3,036.60	1,362,881	74.10
IGS-P-TOU Customer 46	1,564.44	3,833.64	-	4,222.08	3,224,111	127.50
IGS-P-TOU Customer 47	1,383.84	2,447.46	-	5,780.16	1,865,048	5,509.80
IGS-P-TOU Customer 48	1,452.00	2,367.60	-	3,286.92	2,267,265	1,200.90
IGS-P-TOU Customer 49	2,113.13	4,576.43	-	5,060.48	5,125,446	-
IGS-P-TOU Customer 50	12.52	11.85	-	12.76	720,114	-
IGS-P-TOU Customer 51	1,857.78	3,643.74	-	4,314.24	3,167,194	-
IGS-P-TOU Customer 52	1,499.82	2,866.62	-	3,195.42	2,299,831	-
IGS-P-TOU Customer 53	914.52	2,330.70	-	2,577.12	2,222,706	15.15
IGS-P-TOU Customer 54	1,654.80	3,219.36	-	3,684.24	2,837,822	1,102.20
IGS-P-TOU Customer 55	2,113.08	4,728.12	-	5,645.16	4,512,979	-
IGS-P-TOU Customer 56	1,548.96	3,677.16	-	3,863.52	3,490,846	-
IGS-P-TOU Customer 57	1,318.56	2,922.36	-	3,195.00	2,896,475	0.60
IGS-P-TOU Customer 58	1,306.32	2,282.88	-	3,092.28	1,773,276	120.30
IGS-P-TOU Customer 59	1,275.36	3,538.32	-	3,673.92	2,556,611	371.40

Total

Number of customers with im
 % of customers with impacts
 (16.88% RY1, 8.91% RY2, 7.5

**Stipulation
Attachment 19
Docket No. 2022-00152**

Customer	Distribution 7/22 Prices	Distribution 8/23 Prices	Distribution % Difference	Delivery 1/23 Prices	Delivery 8/23 Prices	Delivery % Difference
IGS-P-TOU Customer 1	\$ 53,593.77	\$ 56,168.46	4.80%	\$ 161,268.63	\$ 163,843.32	1.60%
IGS-P-TOU Customer 2	\$ 31,466.36	\$ 32,605.06	3.62%	\$ 96,809.04	\$ 97,947.74	1.18%
IGS-P-TOU Customer 3	\$ 33,991.33	\$ 35,618.95	4.79%	\$ 104,496.21	\$ 106,123.83	1.56%
IGS-P-TOU Customer 4	\$ 34,129.10	\$ 35,667.67	4.51%	\$ 99,362.37	\$ 100,900.94	1.55%
IGS-P-TOU Customer 5	\$ 59,203.67	\$ 62,047.59	4.80%	\$ 185,792.63	\$ 188,636.54	1.53%
IGS-P-TOU Customer 6	\$ 27,207.95	\$ 28,479.58	4.67%	\$ 82,420.73	\$ 83,692.36	1.54%
IGS-P-TOU Customer 7	\$ 39,696.13	\$ 41,599.65	4.80%	\$ 119,130.35	\$ 121,033.87	1.60%
IGS-P-TOU Customer 8	\$ 27,662.78	\$ 28,944.84	4.63%	\$ 84,132.28	\$ 85,414.33	1.52%
IGS-P-TOU Customer 9	\$ 52,020.75	\$ 54,517.11	4.80%	\$ 160,567.84	\$ 163,064.19	1.55%
IGS-P-TOU Customer 10	\$ 30,833.02	\$ 32,302.54	4.77%	\$ 92,445.15	\$ 93,914.67	1.59%
IGS-P-TOU Customer 11	\$ 46,970.45	\$ 48,960.39	4.24%	\$ 138,535.63	\$ 140,525.57	1.44%
IGS-P-TOU Customer 12	\$ 44,691.07	\$ 46,754.97	4.62%	\$ 130,183.30	\$ 132,247.21	1.59%
IGS-P-TOU Customer 13	\$ 54,954.73	\$ 57,594.44	4.80%	\$ 165,849.30	\$ 168,489.01	1.59%
IGS-P-TOU Customer 14	\$ 64,586.47	\$ 67,476.87	4.48%	\$ 193,209.67	\$ 196,100.06	1.50%
IGS-P-TOU Customer 15	\$ 53,105.80	\$ 55,657.01	4.80%	\$ 158,065.60	\$ 160,616.80	1.61%
IGS-P-TOU Customer 16	\$ 41,039.42	\$ 42,981.38	4.73%	\$ 121,575.57	\$ 123,517.53	1.60%
IGS-P-TOU Customer 17	\$ 9,651.58	\$ 10,006.89	3.68%	\$ 25,714.92	\$ 26,070.23	1.38%
IGS-P-TOU Customer 18	\$ 39,471.11	\$ 41,290.42	4.61%	\$ 117,690.36	\$ 119,509.67	1.55%
IGS-P-TOU Customer 19	\$ 40,359.92	\$ 42,295.28	4.80%	\$ 120,871.37	\$ 122,806.74	1.60%
IGS-P-TOU Customer 20	\$ 27,678.11	\$ 29,002.17	4.78%	\$ 80,536.91	\$ 81,860.98	1.64%
IGS-P-TOU Customer 21	\$ 39,908.25	\$ 41,822.14	4.80%	\$ 118,977.35	\$ 120,891.25	1.61%
IGS-P-TOU Customer 22	\$ 34,971.67	\$ 36,554.40	4.53%	\$ 99,719.26	\$ 101,301.99	1.59%
IGS-P-TOU Customer 23	\$ 44,163.17	\$ 46,271.64	4.77%	\$ 135,310.83	\$ 137,419.29	1.56%
IGS-P-TOU Customer 24	\$ 60,530.46	\$ 63,327.27	4.62%	\$ 183,811.83	\$ 186,608.64	1.52%
IGS-P-TOU Customer 25	\$ 62,906.53	\$ 65,854.36	4.69%	\$ 191,067.65	\$ 194,015.48	1.54%
IGS-P-TOU Customer 26	\$ 34,557.36	\$ 35,938.61	4.00%	\$ 98,840.44	\$ 100,221.69	1.40%
IGS-P-TOU Customer 27	\$ 8,586.04	\$ 8,988.41	4.69%	\$ 21,425.19	\$ 21,827.56	1.88%
IGS-P-TOU Customer 28	\$ 43,833.39	\$ 45,911.97	4.74%	\$ 133,863.02	\$ 135,941.61	1.55%
IGS-P-TOU Customer 29	\$ 2,661.30	\$ 2,777.63	4.37%	\$ 1,913.64	\$ 2,029.97	6.08%
IGS-P-TOU Customer 30	\$ 43,705.03	\$ 45,623.46	4.39%	\$ 131,903.40	\$ 133,821.82	1.45%
IGS-P-TOU Customer 31	\$ 40,126.85	\$ 41,736.82	4.01%	\$ 116,076.97	\$ 117,686.94	1.39%
IGS-P-TOU Customer 32	\$ 36,633.59	\$ 38,389.71	4.79%	\$ 107,477.99	\$ 109,234.12	1.63%
IGS-P-TOU Customer 33	\$ 55,075.17	\$ 57,699.67	4.77%	\$ 169,007.29	\$ 171,631.79	1.55%
IGS-P-TOU Customer 34	\$ 45,412.88	\$ 47,563.15	4.73%	\$ 131,473.60	\$ 133,623.87	1.64%
IGS-P-TOU Customer 35	\$ 45,506.35	\$ 47,687.03	4.79%	\$ 133,769.75	\$ 135,950.43	1.63%
IGS-P-TOU Customer 36	\$ 52,935.12	\$ 55,477.16	4.80%	\$ 157,522.03	\$ 160,064.06	1.61%
IGS-P-TOU Customer 37	\$ 33,985.84	\$ 35,613.68	4.79%	\$ 101,528.85	\$ 103,156.68	1.60%

Attachment 19
Docket No. 2022-00152

Customer	Distribution 7/22 Prices	Distribution 8/23 Prices	Distribution % Difference	Delivery 1/23 Prices	Delivery 8/23 Prices	Delivery % Difference
IGS-P-TOU Customer 38	\$ 56,710.82	\$ 59,434.79	4.80%	\$ 171,030.73	\$ 173,754.70	1.59%
IGS-P-TOU Customer 39	\$ 2,570.88	\$ 2,683.56	4.38%	\$ 2,570.88	\$ 2,683.56	4.38%
IGS-P-TOU Customer 40	\$ 35,687.15	\$ 37,101.11	3.96%	\$ 98,409.61	\$ 99,823.58	1.44%
IGS-P-TOU Customer 41	\$ 62,584.06	\$ 65,591.49	4.81%	\$ 192,821.04	\$ 195,828.47	1.56%
IGS-P-TOU Customer 42	\$ 32,850.90	\$ 34,392.64	4.69%	\$ 99,586.00	\$ 101,127.73	1.55%
IGS-P-TOU Customer 43	\$ 28,949.56	\$ 30,334.86	4.79%	\$ 85,566.75	\$ 86,952.05	1.62%
IGS-P-TOU Customer 44	\$ 52,608.72	\$ 54,935.70	4.42%	\$ 158,570.81	\$ 160,897.79	1.47%
IGS-P-TOU Customer 45	\$ 31,965.43	\$ 33,488.78	4.77%	\$ 96,933.19	\$ 98,456.55	1.57%
IGS-P-TOU Customer 46	\$ 45,601.45	\$ 47,779.56	4.78%	\$ 135,395.54	\$ 137,573.65	1.61%
IGS-P-TOU Customer 47	\$ 61,850.81	\$ 64,360.92	4.06%	\$ 180,749.26	\$ 183,259.37	1.39%
IGS-P-TOU Customer 48	\$ 35,754.25	\$ 37,366.32	4.51%	\$ 109,388.70	\$ 111,000.78	1.47%
IGS-P-TOU Customer 49	\$ 54,276.33	\$ 56,882.67	4.80%	\$ 161,725.31	\$ 164,331.65	1.61%
IGS-P-TOU Customer 50	\$ 2,716.55	\$ 2,836.24	4.41%	\$ 1,690.37	\$ 1,810.06	7.08%
IGS-P-TOU Customer 51	\$ 34,479.29	\$ 36,131.17	4.79%	\$ 101,137.79	\$ 102,789.66	1.63%
IGS-P-TOU Customer 52	\$ 36,154.67	\$ 37,887.05	4.79%	\$ 107,485.97	\$ 109,218.35	1.61%
IGS-P-TOU Customer 53	\$ 28,509.80	\$ 29,872.72	4.78%	\$ 82,115.03	\$ 83,477.94	1.66%
IGS-P-TOU Customer 54	\$ 41,461.73	\$ 43,357.47	4.57%	\$ 121,969.75	\$ 123,865.49	1.55%
IGS-P-TOU Customer 55	\$ 59,584.53	\$ 62,447.55	4.80%	\$ 179,321.52	\$ 182,184.55	1.60%
IGS-P-TOU Customer 56	\$ 42,200.64	\$ 44,225.37	4.80%	\$ 125,133.52	\$ 127,158.24	1.62%
IGS-P-TOU Customer 57	\$ 35,419.16	\$ 37,116.32	4.79%	\$ 104,051.74	\$ 105,748.91	1.63%
IGS-P-TOU Customer 58	\$ 32,771.97	\$ 34,330.43	4.76%	\$ 98,933.25	\$ 100,491.72	1.58%
IGS-P-TOU Customer 59	\$ 39,091.40	\$ 40,934.40	4.71%	\$ 117,825.78	\$ 119,668.78	1.56%
Total			59			59
Number of customers with im			59			59
% of customers with impacts			100%			100%
(16.88% RY1, 8.91% RY2, 7.5						

**Stipulation
Attachment 19
Docket No. 2022-00152**

Customer	Bundled 1/23 Prices	Bundled 8/23 Prices	Bundled % Difference	Distribution 8/23 Prices	Distribution 1/24 Prices	Distribution % Difference
IGS-P-TOU Customer 1	\$ 664,984.99	\$ 667,559.68	0.39%	\$ 56,168.46	\$ 58,536.70	4.22%
IGS-P-TOU Customer 2	\$ 110,723.61	\$ 111,862.31	1.03%	\$ 32,605.06	\$ 33,957.49	4.15%
IGS-P-TOU Customer 3	\$ 363,149.72	\$ 364,777.34	0.45%	\$ 35,618.95	\$ 37,122.74	4.22%
IGS-P-TOU Customer 4	\$ 298,618.41	\$ 300,156.98	0.52%	\$ 35,667.67	\$ 37,165.46	4.20%
IGS-P-TOU Customer 5	\$ 523,410.50	\$ 526,254.41	0.54%	\$ 62,047.59	\$ 64,668.31	4.22%
IGS-P-TOU Customer 6	\$ 263,037.00	\$ 264,308.63	0.48%	\$ 28,479.58	\$ 29,677.48	4.21%
IGS-P-TOU Customer 7	\$ 401,981.19	\$ 403,884.71	0.47%	\$ 41,599.65	\$ 43,354.24	4.22%
IGS-P-TOU Customer 8	\$ 235,553.14	\$ 236,835.19	0.54%	\$ 28,944.84	\$ 30,165.96	4.22%
IGS-P-TOU Customer 9	\$ 625,658.99	\$ 628,155.34	0.40%	\$ 54,517.11	\$ 56,817.08	4.22%
IGS-P-TOU Customer 10	\$ 327,043.72	\$ 328,513.24	0.45%	\$ 32,302.54	\$ 33,664.34	4.22%
IGS-P-TOU Customer 11	\$ 261,119.06	\$ 263,109.00	0.76%	\$ 48,960.39	\$ 51,007.22	4.18%
IGS-P-TOU Customer 12	\$ 480,235.30	\$ 482,299.21	0.43%	\$ 46,754.97	\$ 48,721.12	4.21%
IGS-P-TOU Customer 13	\$ 640,357.57	\$ 642,997.28	0.41%	\$ 57,594.44	\$ 60,024.74	4.22%
IGS-P-TOU Customer 14	\$ 547,399.43	\$ 550,289.82	0.53%	\$ 67,476.87	\$ 70,311.14	4.20%
IGS-P-TOU Customer 15	\$ 650,122.75	\$ 652,673.95	0.39%	\$ 55,657.01	\$ 58,003.46	4.22%
IGS-P-TOU Customer 16	\$ 509,349.94	\$ 511,291.90	0.38%	\$ 42,981.38	\$ 44,792.43	4.21%
IGS-P-TOU Customer 17	\$ 28,935.11	\$ 29,290.42	1.23%	\$ 10,006.89	\$ 10,416.98	4.10%
IGS-P-TOU Customer 18	\$ 437,168.62	\$ 438,987.93	0.42%	\$ 41,290.42	\$ 43,031.12	4.22%
IGS-P-TOU Customer 19	\$ 507,892.69	\$ 509,828.06	0.38%	\$ 42,295.28	\$ 44,079.76	4.22%
IGS-P-TOU Customer 20	\$ 282,695.23	\$ 284,019.30	0.47%	\$ 29,002.17	\$ 30,223.21	4.21%
IGS-P-TOU Customer 21	\$ 453,052.75	\$ 454,966.65	0.42%	\$ 41,822.14	\$ 43,585.72	4.22%
IGS-P-TOU Customer 22	\$ 389,707.28	\$ 391,290.01	0.41%	\$ 36,554.40	\$ 38,086.17	4.19%
IGS-P-TOU Customer 23	\$ 522,250.77	\$ 524,359.23	0.40%	\$ 46,271.64	\$ 48,223.40	4.22%
IGS-P-TOU Customer 24	\$ 522,481.59	\$ 525,278.40	0.54%	\$ 63,327.27	\$ 65,993.96	4.21%
IGS-P-TOU Customer 25	\$ 678,481.27	\$ 681,429.10	0.43%	\$ 65,854.36	\$ 68,632.22	4.22%
IGS-P-TOU Customer 26	\$ 140,749.65	\$ 142,130.90	0.98%	\$ 35,938.61	\$ 37,434.13	4.16%
IGS-P-TOU Customer 27	\$ 70,997.59	\$ 71,399.96	0.57%	\$ 8,988.41	\$ 9,364.75	4.19%
IGS-P-TOU Customer 28	\$ 403,334.08	\$ 405,412.67	0.52%	\$ 45,911.97	\$ 47,849.31	4.22%
IGS-P-TOU Customer 29	\$ 58,220.49	\$ 58,336.82	0.20%	\$ 2,777.63	\$ 2,891.02	4.08%
IGS-P-TOU Customer 30	\$ 251,927.97	\$ 253,846.39	0.76%	\$ 45,623.46	\$ 47,537.01	4.19%
IGS-P-TOU Customer 31	\$ 190,927.13	\$ 192,537.10	0.84%	\$ 41,736.82	\$ 43,475.90	4.17%
IGS-P-TOU Customer 32	\$ 439,111.01	\$ 440,867.14	0.40%	\$ 38,389.71	\$ 40,007.63	4.21%
IGS-P-TOU Customer 33	\$ 465,257.14	\$ 467,881.64	0.56%	\$ 57,699.67	\$ 60,131.86	4.22%
IGS-P-TOU Customer 34	\$ 474,691.44	\$ 476,841.71	0.45%	\$ 47,563.15	\$ 49,565.27	4.21%
IGS-P-TOU Customer 35	\$ 557,363.31	\$ 559,543.99	0.39%	\$ 47,687.03	\$ 49,696.53	4.21%
IGS-P-TOU Customer 36	\$ 698,929.22	\$ 701,471.25	0.36%	\$ 55,477.16	\$ 57,818.68	4.22%
IGS-P-TOU Customer 37	\$ 359,341.21	\$ 360,969.04	0.45%	\$ 35,613.68	\$ 37,115.87	4.22%

Attachment 19
Docket No. 2022-00152

Customer	Bundled 1/23 Prices	Bundled 8/23 Prices	Bundled % Difference	Distribution 8/23 Prices	Distribution 1/24 Prices	Distribution % Difference
IGS-P-TOU Customer 38	\$ 644,917.42	\$ 647,641.39	0.42%	\$ 59,434.79	\$ 61,944.18	4.22%
IGS-P-TOU Customer 39	\$ 2,570.88	\$ 2,683.56	4.38%	\$ 2,683.56	\$ 2,793.00	4.08%
IGS-P-TOU Customer 40	\$ 322,789.52	\$ 324,203.49	0.44%	\$ 37,101.11	\$ 38,643.49	4.16%
IGS-P-TOU Customer 41	\$ 571,492.45	\$ 574,499.88	0.53%	\$ 65,591.49	\$ 68,360.72	4.22%
IGS-P-TOU Customer 42	\$ 222,449.73	\$ 223,991.46	0.69%	\$ 34,392.64	\$ 35,839.53	4.21%
IGS-P-TOU Customer 43	\$ 350,508.71	\$ 351,894.01	0.40%	\$ 30,334.86	\$ 31,612.75	4.21%
IGS-P-TOU Customer 44	\$ 435,256.08	\$ 437,583.06	0.53%	\$ 54,935.70	\$ 57,241.82	4.20%
IGS-P-TOU Customer 45	\$ 252,660.95	\$ 254,184.31	0.60%	\$ 33,488.78	\$ 34,902.97	4.22%
IGS-P-TOU Customer 46	\$ 503,794.33	\$ 505,972.44	0.43%	\$ 47,779.56	\$ 49,793.35	4.21%
IGS-P-TOU Customer 47	\$ 393,856.53	\$ 396,366.64	0.64%	\$ 64,360.92	\$ 67,041.73	4.17%
IGS-P-TOU Customer 48	\$ 368,454.71	\$ 370,066.79	0.44%	\$ 37,366.32	\$ 38,935.75	4.20%
IGS-P-TOU Customer 49	\$ 747,377.61	\$ 749,983.95	0.35%	\$ 56,882.67	\$ 59,284.75	4.22%
IGS-P-TOU Customer 50	\$ 83,973.24	\$ 84,092.93	0.14%	\$ 2,836.24	\$ 2,952.18	4.09%
IGS-P-TOU Customer 51	\$ 463,032.94	\$ 464,684.81	0.36%	\$ 36,131.17	\$ 37,654.55	4.22%
IGS-P-TOU Customer 52	\$ 370,273.05	\$ 372,005.43	0.47%	\$ 37,887.05	\$ 39,485.56	4.22%
IGS-P-TOU Customer 53	\$ 336,089.60	\$ 337,452.51	0.41%	\$ 29,872.72	\$ 31,130.68	4.21%
IGS-P-TOU Customer 54	\$ 446,229.74	\$ 448,125.48	0.42%	\$ 43,357.47	\$ 45,180.61	4.20%
IGS-P-TOU Customer 55	\$ 694,991.00	\$ 697,854.03	0.41%	\$ 62,447.55	\$ 65,083.07	4.22%
IGS-P-TOU Customer 56	\$ 524,010.41	\$ 526,035.13	0.39%	\$ 44,225.37	\$ 46,089.81	4.22%
IGS-P-TOU Customer 57	\$ 435,013.64	\$ 436,710.81	0.39%	\$ 37,116.32	\$ 38,681.34	4.22%
IGS-P-TOU Customer 58	\$ 301,554.27	\$ 303,112.74	0.52%	\$ 34,330.43	\$ 35,779.67	4.22%
IGS-P-TOU Customer 59	\$ 409,953.50	\$ 411,796.50	0.45%	\$ 40,934.40	\$ 42,659.00	4.21%
Total						59
Number of customers with im						59
% of customers with impacts						100%
(16.88% RY1, 8.91% RY2, 7.5						

**Stipulation
Attachment 19
Docket No. 2022-00152**

Customer	Delivery 8/23 Prices	Delivery 1/24 Prices	Delivery % Difference	Bundled 8/23 Prices	Bundled 1/24 Prices	Bundled % Difference
IGS-P-TOU Customer 1	\$ 163,843.32	\$ 166,211.56	1.45%	\$ 667,559.68	\$ 669,927.92	0.35%
IGS-P-TOU Customer 2	\$ 97,947.74	\$ 99,300.17	1.38%	\$ 111,862.31	\$ 113,214.74	1.21%
IGS-P-TOU Customer 3	\$ 106,123.83	\$ 107,627.62	1.42%	\$ 364,777.34	\$ 366,281.13	0.41%
IGS-P-TOU Customer 4	\$ 100,900.94	\$ 102,398.74	1.48%	\$ 300,156.98	\$ 301,654.78	0.50%
IGS-P-TOU Customer 5	\$ 188,636.54	\$ 191,257.26	1.39%	\$ 526,254.41	\$ 528,875.13	0.50%
IGS-P-TOU Customer 6	\$ 83,692.36	\$ 84,890.25	1.43%	\$ 264,308.63	\$ 265,506.52	0.45%
IGS-P-TOU Customer 7	\$ 121,033.87	\$ 122,788.46	1.45%	\$ 403,884.71	\$ 405,639.30	0.43%
IGS-P-TOU Customer 8	\$ 85,414.33	\$ 86,635.45	1.43%	\$ 236,835.19	\$ 238,056.31	0.52%
IGS-P-TOU Customer 9	\$ 163,064.19	\$ 165,364.17	1.41%	\$ 628,155.34	\$ 630,455.32	0.37%
IGS-P-TOU Customer 10	\$ 93,914.67	\$ 95,276.47	1.45%	\$ 328,513.24	\$ 329,875.04	0.41%
IGS-P-TOU Customer 11	\$ 140,525.57	\$ 142,572.39	1.46%	\$ 263,109.00	\$ 265,155.82	0.78%
IGS-P-TOU Customer 12	\$ 132,247.21	\$ 134,213.35	1.49%	\$ 482,299.21	\$ 484,265.35	0.41%
IGS-P-TOU Customer 13	\$ 168,489.01	\$ 170,919.31	1.44%	\$ 642,997.28	\$ 645,427.58	0.38%
IGS-P-TOU Customer 14	\$ 196,100.06	\$ 198,934.33	1.45%	\$ 550,289.82	\$ 553,124.09	0.52%
IGS-P-TOU Customer 15	\$ 160,616.80	\$ 162,963.25	1.46%	\$ 652,673.95	\$ 655,020.40	0.36%
IGS-P-TOU Customer 16	\$ 123,517.53	\$ 125,328.57	1.47%	\$ 511,291.90	\$ 513,102.94	0.35%
IGS-P-TOU Customer 17	\$ 26,070.23	\$ 26,480.32	1.57%	\$ 29,290.42	\$ 29,700.51	1.40%
IGS-P-TOU Customer 18	\$ 119,509.67	\$ 121,250.37	1.46%	\$ 438,987.93	\$ 440,728.63	0.40%
IGS-P-TOU Customer 19	\$ 122,806.74	\$ 124,591.22	1.45%	\$ 509,828.06	\$ 511,612.54	0.35%
IGS-P-TOU Customer 20	\$ 81,860.98	\$ 83,082.01	1.49%	\$ 284,019.30	\$ 285,240.33	0.43%
IGS-P-TOU Customer 21	\$ 120,891.25	\$ 122,654.83	1.46%	\$ 454,966.65	\$ 456,730.23	0.39%
IGS-P-TOU Customer 22	\$ 101,301.99	\$ 102,833.75	1.51%	\$ 391,290.01	\$ 392,821.77	0.39%
IGS-P-TOU Customer 23	\$ 137,419.29	\$ 139,371.06	1.42%	\$ 524,359.23	\$ 526,311.00	0.37%
IGS-P-TOU Customer 24	\$ 186,608.64	\$ 189,275.33	1.43%	\$ 525,278.40	\$ 527,945.09	0.51%
IGS-P-TOU Customer 25	\$ 194,015.48	\$ 196,793.34	1.43%	\$ 681,429.10	\$ 684,206.96	0.41%
IGS-P-TOU Customer 26	\$ 100,221.69	\$ 101,717.21	1.49%	\$ 142,130.90	\$ 143,626.42	1.05%
IGS-P-TOU Customer 27	\$ 21,827.56	\$ 22,203.91	1.72%	\$ 71,399.96	\$ 71,776.31	0.53%
IGS-P-TOU Customer 28	\$ 135,941.61	\$ 137,878.95	1.43%	\$ 405,412.67	\$ 407,350.01	0.48%
IGS-P-TOU Customer 29	\$ 2,029.97	\$ 2,143.37	5.59%	\$ 58,336.82	\$ 58,450.22	0.19%
IGS-P-TOU Customer 30	\$ 133,821.82	\$ 135,735.37	1.43%	\$ 253,846.39	\$ 255,759.94	0.75%
IGS-P-TOU Customer 31	\$ 117,686.94	\$ 119,426.02	1.48%	\$ 192,537.10	\$ 194,276.18	0.90%
IGS-P-TOU Customer 32	\$ 109,234.12	\$ 110,852.04	1.48%	\$ 440,867.14	\$ 442,485.06	0.37%
IGS-P-TOU Customer 33	\$ 171,631.79	\$ 174,063.98	1.42%	\$ 467,881.64	\$ 470,313.83	0.52%
IGS-P-TOU Customer 34	\$ 133,623.87	\$ 135,625.99	1.50%	\$ 476,841.71	\$ 478,843.83	0.42%
IGS-P-TOU Customer 35	\$ 135,950.43	\$ 137,959.93	1.48%	\$ 559,543.99	\$ 561,553.49	0.36%
IGS-P-TOU Customer 36	\$ 160,064.06	\$ 162,405.59	1.46%	\$ 701,471.25	\$ 703,812.78	0.33%
IGS-P-TOU Customer 37	\$ 103,156.68	\$ 104,658.87	1.46%	\$ 360,969.04	\$ 362,471.23	0.42%

Attachment 19
Docket No. 2022-00152

Customer	Delivery 8/23 Prices	Delivery 1/24 Prices	Delivery % Difference	Bundled 8/23 Prices	Bundled 1/24 Prices	Bundled % Difference
IGS-P-TOU Customer 38	\$ 173,754.70	\$ 176,264.09	1.44%	\$ 647,641.39	\$ 650,150.78	0.39%
IGS-P-TOU Customer 39	\$ 2,683.56	\$ 2,793.00	4.08%	\$ 2,683.56	\$ 2,793.00	4.08%
IGS-P-TOU Customer 40	\$ 99,823.58	\$ 101,365.96	1.55%	\$ 324,203.49	\$ 325,745.87	0.48%
IGS-P-TOU Customer 41	\$ 195,828.47	\$ 198,597.70	1.41%	\$ 574,499.88	\$ 577,269.11	0.48%
IGS-P-TOU Customer 42	\$ 101,127.73	\$ 102,574.62	1.43%	\$ 223,991.46	\$ 225,438.35	0.65%
IGS-P-TOU Customer 43	\$ 86,952.05	\$ 88,229.94	1.47%	\$ 351,894.01	\$ 353,171.90	0.36%
IGS-P-TOU Customer 44	\$ 160,897.79	\$ 163,203.91	1.43%	\$ 437,583.06	\$ 439,889.18	0.53%
IGS-P-TOU Customer 45	\$ 98,456.55	\$ 99,870.73	1.44%	\$ 254,184.31	\$ 255,598.49	0.56%
IGS-P-TOU Customer 46	\$ 137,573.65	\$ 139,587.44	1.46%	\$ 505,972.44	\$ 507,986.23	0.40%
IGS-P-TOU Customer 47	\$ 183,259.37	\$ 185,940.18	1.46%	\$ 396,366.64	\$ 399,047.45	0.68%
IGS-P-TOU Customer 48	\$ 111,000.78	\$ 112,570.20	1.41%	\$ 370,066.79	\$ 371,636.21	0.42%
IGS-P-TOU Customer 49	\$ 164,331.65	\$ 166,733.73	1.46%	\$ 749,983.95	\$ 752,386.03	0.32%
IGS-P-TOU Customer 50	\$ 1,810.06	\$ 1,926.00	6.41%	\$ 84,092.93	\$ 84,208.87	0.14%
IGS-P-TOU Customer 51	\$ 102,789.66	\$ 104,313.05	1.48%	\$ 464,684.81	\$ 466,208.20	0.33%
IGS-P-TOU Customer 52	\$ 109,218.35	\$ 110,816.86	1.46%	\$ 372,005.43	\$ 373,603.94	0.43%
IGS-P-TOU Customer 53	\$ 83,477.94	\$ 84,735.90	1.51%	\$ 337,452.51	\$ 338,710.47	0.37%
IGS-P-TOU Customer 54	\$ 123,865.49	\$ 125,688.63	1.47%	\$ 448,125.48	\$ 449,948.62	0.41%
IGS-P-TOU Customer 55	\$ 182,184.55	\$ 184,820.06	1.45%	\$ 697,854.03	\$ 700,489.54	0.38%
IGS-P-TOU Customer 56	\$ 127,158.24	\$ 129,022.69	1.47%	\$ 526,035.13	\$ 527,899.58	0.35%
IGS-P-TOU Customer 57	\$ 105,748.91	\$ 107,313.92	1.48%	\$ 436,710.81	\$ 438,275.82	0.36%
IGS-P-TOU Customer 58	\$ 100,491.72	\$ 101,940.95	1.44%	\$ 303,112.74	\$ 304,561.97	0.48%
IGS-P-TOU Customer 59	\$ 119,668.78	\$ 121,393.38	1.44%	\$ 411,796.50	\$ 413,521.10	0.42%
Total			59			
Number of customers with im			57			
% of customers with impacts			97%			
(16.88% RY1, 8.91% RY2, 7.5						

**Stipulation
Attachment 19
Docket No. 2022-00152**

Customer	Distribution 1/24 Prices	Distribution 8/24 Prices	Distribution % Difference	Delivery 1/24 Prices	Delivery 8/24 Prices	Delivery % Difference
IGS-P-TOU Customer 1	\$ 58,536.70	\$ 29,420.71	-49.74%	\$ 166,211.56	\$ 125,587.48	-24.44%
IGS-P-TOU Customer 2	\$ 33,957.49	\$ 16,999.71	-49.94%	\$ 99,300.17	\$ 53,530.76	-46.09%
IGS-P-TOU Customer 3	\$ 37,122.74	\$ 21,703.03	-41.54%	\$ 107,627.62	\$ 92,430.54	-14.12%
IGS-P-TOU Customer 4	\$ 37,165.46	\$ 20,592.12	-44.59%	\$ 102,398.74	\$ 82,092.17	-19.83%
IGS-P-TOU Customer 5	\$ 64,668.31	\$ 20,875.42	-67.72%	\$ 191,257.26	\$ 86,596.63	-54.72%
IGS-P-TOU Customer 6	\$ 29,677.48	\$ 13,080.70	-55.92%	\$ 84,890.25	\$ 48,903.54	-42.39%
IGS-P-TOU Customer 7	\$ 43,354.24	\$ 21,617.49	-50.14%	\$ 122,788.46	\$ 90,987.85	-25.90%
IGS-P-TOU Customer 8	\$ 30,165.96	\$ 18,334.18	-39.22%	\$ 86,635.45	\$ 75,779.82	-12.53%
IGS-P-TOU Customer 9	\$ 56,817.08	\$ 32,095.33	-43.51%	\$ 165,364.17	\$ 140,085.26	-15.29%
IGS-P-TOU Customer 10	\$ 33,664.34	\$ 16,614.92	-50.65%	\$ 95,276.47	\$ 66,723.89	-29.97%
IGS-P-TOU Customer 11	\$ 51,007.22	\$ 8,467.14	-83.40%	\$ 142,572.39	\$ 13,721.84	-90.38%
IGS-P-TOU Customer 12	\$ 48,721.12	\$ 24,915.69	-48.86%	\$ 134,213.35	\$ 101,633.00	-24.28%
IGS-P-TOU Customer 13	\$ 60,024.74	\$ 26,214.52	-56.33%	\$ 170,919.31	\$ 110,764.15	-35.20%
IGS-P-TOU Customer 14	\$ 70,311.14	\$ 24,060.31	-65.78%	\$ 198,934.33	\$ 90,250.14	-54.63%
IGS-P-TOU Customer 15	\$ 58,003.46	\$ 29,388.27	-49.33%	\$ 162,963.25	\$ 125,639.76	-22.90%
IGS-P-TOU Customer 16	\$ 44,792.43	\$ 24,180.18	-46.02%	\$ 125,328.57	\$ 100,604.69	-19.73%
IGS-P-TOU Customer 17	\$ 10,416.98	\$ 8,521.19	-18.20%	\$ 26,480.32	\$ 24,205.19	-8.59%
IGS-P-TOU Customer 18	\$ 43,031.12	\$ 23,438.92	-45.53%	\$ 121,250.37	\$ 96,339.57	-20.54%
IGS-P-TOU Customer 19	\$ 44,079.76	\$ 24,610.91	-44.17%	\$ 124,591.22	\$ 104,364.85	-16.23%
IGS-P-TOU Customer 20	\$ 30,223.21	\$ 15,555.02	-48.53%	\$ 83,082.01	\$ 62,107.82	-25.25%
IGS-P-TOU Customer 21	\$ 43,585.72	\$ 21,361.58	-50.99%	\$ 122,654.83	\$ 88,927.12	-27.50%
IGS-P-TOU Customer 22	\$ 38,086.17	\$ 20,924.92	-45.06%	\$ 102,833.75	\$ 81,661.73	-20.59%
IGS-P-TOU Customer 23	\$ 48,223.40	\$ 27,421.15	-43.14%	\$ 139,371.06	\$ 117,688.75	-15.56%
IGS-P-TOU Customer 24	\$ 65,993.96	#N/A	#N/A	\$ 189,275.33	#N/A	#N/A
IGS-P-TOU Customer 25	\$ 68,632.22	\$ 37,363.38	-45.56%	\$ 196,793.34	\$ 162,490.82	-17.43%
IGS-P-TOU Customer 26	\$ 37,434.13	\$ 8,891.87	-76.25%	\$ 101,717.21	\$ 15,912.65	-84.36%
IGS-P-TOU Customer 27	\$ 9,364.75	#N/A	#N/A	\$ 22,203.91	#N/A	#N/A
IGS-P-TOU Customer 28	\$ 47,849.31	\$ 14,344.34	-70.02%	\$ 137,878.95	\$ 54,023.78	-60.82%
IGS-P-TOU Customer 29	\$ 2,891.02	\$ 2,970.23	2.74%	\$ 2,143.37	\$ 2,216.13	3.39%
IGS-P-TOU Customer 30	\$ 47,537.01	\$ 10,410.56	-78.10%	\$ 135,735.37	\$ 28,488.36	-79.01%
IGS-P-TOU Customer 31	\$ 43,475.90	\$ 11,337.00	-73.92%	\$ 119,426.02	\$ 25,842.88	-78.36%
IGS-P-TOU Customer 32	\$ 40,007.63	\$ 19,830.84	-50.43%	\$ 110,852.04	\$ 81,108.46	-26.83%
IGS-P-TOU Customer 33	\$ 60,131.86	\$ 27,131.22	-54.88%	\$ 174,063.98	\$ 116,316.48	-33.18%
IGS-P-TOU Customer 34	\$ 49,565.27	\$ 23,431.23	-52.73%	\$ 135,625.99	\$ 96,399.33	-28.92%
IGS-P-TOU Customer 35	\$ 49,696.53	\$ 24,959.28	-49.78%	\$ 137,959.93	\$ 104,671.35	-24.13%
IGS-P-TOU Customer 36	\$ 57,818.68	\$ 31,191.30	-46.05%	\$ 162,405.59	\$ 134,405.00	-17.24%
IGS-P-TOU Customer 37	\$ 37,115.87	\$ 18,843.20	-49.23%	\$ 104,658.87	\$ 77,647.40	-25.81%

Attachment 19
Docket No. 2022-00152

Customer	Distribution 1/24 Prices	Distribution 8/24 Prices	Distribution % Difference	Delivery 1/24 Prices	Delivery 8/24 Prices	Delivery % Difference
IGS-P-TOU Customer 38	\$ 61,944.18	\$ 26,537.31	-57.16%	\$ 176,264.09	\$ 112,288.95	-36.30%
IGS-P-TOU Customer 39	\$ 2,793.00	\$ 2,913.96	4.33%	\$ 2,793.00	\$ 2,913.96	4.33%
IGS-P-TOU Customer 40	\$ 38,643.49	#N/A	#N/A	\$ 101,365.96	#N/A	#N/A
IGS-P-TOU Customer 41	\$ 68,360.72	\$ 24,047.96	-64.82%	\$ 198,597.70	\$ 101,487.65	-48.90%
IGS-P-TOU Customer 42	\$ 35,839.53	\$ 15,632.56	-56.38%	\$ 102,574.62	\$ 61,682.32	-39.87%
IGS-P-TOU Customer 43	\$ 31,612.75	\$ 16,128.95	-48.98%	\$ 88,229.94	\$ 63,979.28	-27.49%
IGS-P-TOU Customer 44	\$ 57,241.82	\$ 28,198.03	-50.74%	\$ 163,203.91	\$ 113,198.66	-30.64%
IGS-P-TOU Customer 45	\$ 34,902.97	\$ 13,489.39	-61.35%	\$ 99,870.73	\$ 52,948.85	-46.98%
IGS-P-TOU Customer 46	\$ 49,793.35	\$ 25,579.54	-48.63%	\$ 139,587.44	\$ 108,234.98	-22.46%
IGS-P-TOU Customer 47	\$ 67,041.73	\$ 23,313.56	-65.23%	\$ 185,940.18	\$ 74,539.61	-59.91%
IGS-P-TOU Customer 48	\$ 38,935.75	\$ 18,669.29	-52.05%	\$ 112,570.20	\$ 71,454.60	-36.52%
IGS-P-TOU Customer 49	\$ 59,284.75	\$ 29,847.26	-49.65%	\$ 166,733.73	\$ 127,162.12	-23.73%
IGS-P-TOU Customer 50	\$ 2,952.18	\$ 2,990.51	1.30%	\$ 1,926.00	\$ 1,923.72	-0.12%
IGS-P-TOU Customer 51	\$ 37,654.55	\$ 24,501.75	-34.93%	\$ 104,313.05	\$ 104,053.80	-0.25%
IGS-P-TOU Customer 52	\$ 39,485.56	\$ 20,349.27	-48.46%	\$ 110,816.86	\$ 85,343.04	-22.99%
IGS-P-TOU Customer 53	\$ 31,130.68	\$ 16,567.27	-46.78%	\$ 84,735.90	\$ 66,251.79	-21.81%
IGS-P-TOU Customer 54	\$ 45,180.61	\$ 23,315.01	-48.40%	\$ 125,688.63	\$ 93,676.98	-25.47%
IGS-P-TOU Customer 55	\$ 65,083.07	\$ 30,533.87	-53.08%	\$ 184,820.06	\$ 131,327.47	-28.94%
IGS-P-TOU Customer 56	\$ 46,089.81	\$ 25,377.82	-44.94%	\$ 129,022.69	\$ 107,579.42	-16.62%
IGS-P-TOU Customer 57	\$ 38,681.34	\$ 20,448.06	-47.14%	\$ 107,313.92	\$ 84,404.03	-21.35%
IGS-P-TOU Customer 58	\$ 35,779.67	\$ 16,227.08	-54.65%	\$ 101,940.95	\$ 65,471.24	-35.78%
IGS-P-TOU Customer 59	\$ 42,659.00	\$ 23,487.06	-44.94%	\$ 121,393.38	\$ 98,600.26	-18.78%
Total			56			56
Number of customers with im			56			55
% of customers with impacts			100%			98%
(16.88% RY1, 8.91% RY2, 7.5						

**Stipulation
Attachment 19
Docket No. 2022-00152**

Customer	Bundled 1/24 Prices	Bundled 8/24 Prices	Bundled % Difference	Distribution 8/24 Prices	Distribution 1/25 Prices	Distribution % Difference	Delivery 8/24 Prices	Delivery 1/25 Prices
IGS-P-TOU Customer 1	\$ 669,927.92	\$ 629,303.84	-6.06%	\$ 29,420.71	\$ 56,773.56	92.97%	\$ 125,587.48	\$ 152,940.33
IGS-P-TOU Customer 2	\$ 113,214.74	\$ 67,445.33	-40.43%	\$ 16,999.71	\$ 27,260.60	60.36%	\$ 53,530.76	\$ 63,791.65
IGS-P-TOU Customer 3	\$ 366,281.13	\$ 351,084.05	-4.15%	\$ 21,703.03	\$ 39,693.66	82.89%	\$ 92,430.54	\$ 110,421.16
IGS-P-TOU Customer 4	\$ 301,654.78	\$ 281,348.21	-6.73%	\$ 20,592.12	\$ 40,268.98	95.56%	\$ 82,092.17	\$ 101,769.02
IGS-P-TOU Customer 5	\$ 528,875.13	\$ 424,214.50	-19.79%	\$ 20,875.42	\$ 41,518.87	98.89%	\$ 86,596.63	\$ 107,240.07
IGS-P-TOU Customer 6	\$ 265,506.52	\$ 229,519.81	-13.55%	\$ 13,080.70	\$ 29,778.36	127.65%	\$ 48,903.54	\$ 65,601.21
IGS-P-TOU Customer 7	\$ 405,639.30	\$ 373,838.69	-7.84%	\$ 21,617.49	\$ 43,158.57	99.65%	\$ 90,987.85	\$ 112,528.93
IGS-P-TOU Customer 8	\$ 238,056.31	\$ 227,200.68	-4.56%	\$ 18,334.18	\$ 32,069.24	74.92%	\$ 75,779.82	\$ 89,514.88
IGS-P-TOU Customer 9	\$ 630,455.32	\$ 605,176.41	-4.01%	\$ 32,095.33	\$ 56,717.75	76.72%	\$ 140,085.26	\$ 164,707.69
IGS-P-TOU Customer 10	\$ 329,875.04	\$ 301,322.46	-8.66%	\$ 16,614.92	\$ 35,388.70	112.99%	\$ 66,723.89	\$ 85,497.68
IGS-P-TOU Customer 11	\$ 265,155.82	\$ 136,305.27	-48.59%	\$ 8,467.14	\$ 23,553.03	178.17%	\$ 13,721.84	\$ 28,807.74
IGS-P-TOU Customer 12	\$ 484,265.35	\$ 451,685.00	-6.73%	\$ 24,915.69	\$ 47,990.27	92.61%	\$ 101,633.00	\$ 124,707.58
IGS-P-TOU Customer 13	\$ 645,427.58	\$ 585,272.42	-9.32%	\$ 26,214.52	\$ 49,114.64	87.36%	\$ 110,764.15	\$ 133,664.27
IGS-P-TOU Customer 14	\$ 553,124.09	\$ 444,439.90	-19.65%	\$ 24,060.31	\$ 44,884.80	86.55%	\$ 90,250.14	\$ 111,074.63
IGS-P-TOU Customer 15	\$ 655,020.40	\$ 617,696.91	-5.70%	\$ 29,388.27	\$ 56,637.49	92.72%	\$ 125,639.76	\$ 152,888.98
IGS-P-TOU Customer 16	\$ 513,102.94	\$ 488,379.06	-4.82%	\$ 24,180.18	\$ 45,986.96	90.18%	\$ 100,604.69	\$ 122,411.47
IGS-P-TOU Customer 17	\$ 29,700.51	\$ 27,425.38	-7.66%	\$ 8,521.19	\$ 28,463.72	234.03%	\$ 24,205.19	\$ 44,147.72
IGS-P-TOU Customer 18	\$ 440,728.63	\$ 415,817.83	-5.65%	\$ 23,438.92	\$ 40,196.73	71.50%	\$ 96,339.57	\$ 113,097.37
IGS-P-TOU Customer 19	\$ 511,612.54	\$ 491,386.17	-3.95%	\$ 24,610.91	\$ 45,905.37	86.52%	\$ 104,364.85	\$ 125,659.32
IGS-P-TOU Customer 20	\$ 285,240.33	\$ 264,266.14	-7.35%	\$ 15,555.02	\$ 35,250.01	126.62%	\$ 62,107.82	\$ 81,802.81
IGS-P-TOU Customer 21	\$ 456,730.23	\$ 423,002.52	-7.38%	\$ 21,361.58	\$ 42,528.70	99.09%	\$ 88,927.12	\$ 110,094.23
IGS-P-TOU Customer 22	\$ 392,821.77	\$ 371,649.75	-5.39%	\$ 20,924.92	\$ 44,632.55	113.30%	\$ 81,661.73	\$ 105,369.36
IGS-P-TOU Customer 23	\$ 526,311.00	\$ 504,628.69	-4.12%	\$ 27,421.15	\$ 50,056.22	82.55%	\$ 117,688.75	\$ 140,323.81
IGS-P-TOU Customer 24	\$ 527,945.09	#N/A	#N/A	#N/A	#N/A	#N/A	#N/A	#N/A
IGS-P-TOU Customer 25	\$ 684,206.96	\$ 649,904.44	-5.01%	\$ 37,363.38	\$ 60,215.28	61.16%	\$ 162,490.82	\$ 185,342.71
IGS-P-TOU Customer 26	\$ 143,626.42	\$ 57,821.86	-59.74%	\$ 8,891.87	\$ 27,541.57	209.74%	\$ 15,912.65	\$ 34,562.36
IGS-P-TOU Customer 27	\$ 71,776.31	#N/A	#N/A	#N/A	#N/A	#N/A	#N/A	#N/A
IGS-P-TOU Customer 28	\$ 407,350.01	\$ 323,494.84	-20.59%	\$ 14,344.34	\$ 31,741.14	121.28%	\$ 54,023.78	\$ 71,420.58
IGS-P-TOU Customer 29	\$ 58,450.22	\$ 58,522.98	0.12%	\$ 2,970.23	\$ 16,222.94	446.19%	\$ 2,216.13	\$ 15,468.85
IGS-P-TOU Customer 30	\$ 255,759.94	\$ 148,512.93	-41.93%	\$ 10,410.56	\$ 25,188.01	141.95%	\$ 28,488.36	\$ 43,265.80
IGS-P-TOU Customer 31	\$ 194,276.18	\$ 100,693.04	-48.17%	\$ 11,337.00	\$ 27,861.61	145.76%	\$ 25,842.88	\$ 42,367.49
IGS-P-TOU Customer 32	\$ 442,485.06	\$ 412,741.48	-6.72%	\$ 19,830.84	\$ 41,697.20	110.26%	\$ 81,108.46	\$ 102,974.82
IGS-P-TOU Customer 33	\$ 470,313.83	\$ 412,566.33	-12.28%	\$ 27,131.22	\$ 54,485.68	100.82%	\$ 116,316.48	\$ 143,670.94
IGS-P-TOU Customer 34	\$ 478,843.83	\$ 439,617.17	-8.19%	\$ 23,431.23	\$ 50,658.42	116.20%	\$ 96,399.33	\$ 123,626.52
IGS-P-TOU Customer 35	\$ 561,553.49	\$ 528,264.91	-5.93%	\$ 24,959.28	\$ 49,806.39	99.55%	\$ 104,671.35	\$ 129,518.46
IGS-P-TOU Customer 36	\$ 703,812.78	\$ 675,812.19	-3.98%	\$ 31,191.30	\$ 55,529.35	78.03%	\$ 134,405.00	\$ 158,743.05
IGS-P-TOU Customer 37	\$ 362,471.23	\$ 335,459.76	-7.45%	\$ 18,843.20	\$ 39,068.65	107.34%	\$ 77,647.40	\$ 97,872.85

Attachment 19
Docket No. 2022-00152

Customer	Bundled 1/24 Prices	Bundled 8/24 Prices	Bundled % Difference	Distribution 8/24 Prices	Distribution 1/25 Prices	Distribution % Difference	Delivery 8/24 Prices	Delivery 1/25 Prices
IGS-P-TOU Customer 38	\$ 650,150.78	\$ 586,175.64	-9.84%	\$ 26,537.31	\$ 49,928.04	88.14%	\$ 112,288.95	\$ 135,679.68
IGS-P-TOU Customer 39	\$ 2,793.00	\$ 2,913.96	4.33%	\$ 2,913.96	\$ 16,184.55	455.41%	\$ 2,913.96	\$ 16,184.55
IGS-P-TOU Customer 40	\$ 325,745.87	#N/A	#N/A	#N/A	#N/A	#N/A	#N/A	#N/A
IGS-P-TOU Customer 41	\$ 577,269.11	\$ 480,159.06	-16.82%	\$ 24,047.96	\$ 46,949.82	95.23%	\$ 101,487.65	\$ 124,389.51
IGS-P-TOU Customer 42	\$ 225,438.35	\$ 184,546.05	-18.14%	\$ 15,632.56	\$ 37,220.28	138.09%	\$ 61,682.32	\$ 83,270.03
IGS-P-TOU Customer 43	\$ 353,171.90	\$ 328,921.24	-6.87%	\$ 16,128.95	\$ 35,710.51	121.41%	\$ 63,979.28	\$ 83,560.83
IGS-P-TOU Customer 44	\$ 439,889.18	\$ 389,883.93	-11.37%	\$ 28,198.03	\$ 48,755.62	72.90%	\$ 113,198.66	\$ 133,756.24
IGS-P-TOU Customer 45	\$ 255,598.49	\$ 208,676.61	-18.36%	\$ 13,489.39	\$ 28,737.36	113.04%	\$ 52,948.85	\$ 68,196.82
IGS-P-TOU Customer 46	\$ 507,986.23	\$ 476,633.77	-6.17%	\$ 25,579.54	\$ 50,874.23	98.89%	\$ 108,234.98	\$ 133,529.66
IGS-P-TOU Customer 47	\$ 399,047.45	\$ 287,646.88	-27.92%	\$ 23,313.56	\$ 45,127.66	93.57%	\$ 74,539.61	\$ 96,353.71
IGS-P-TOU Customer 48	\$ 371,636.21	\$ 330,520.61	-11.06%	\$ 18,669.29	\$ 36,774.23	96.98%	\$ 71,454.60	\$ 89,559.54
IGS-P-TOU Customer 49	\$ 752,386.03	\$ 712,814.42	-5.26%	\$ 29,847.26	\$ 52,726.89	76.66%	\$ 127,162.12	\$ 150,041.74
IGS-P-TOU Customer 50	\$ 84,208.87	\$ 84,206.59	0.00%	\$ 2,990.51	\$ 16,238.56	443.00%	\$ 1,923.72	\$ 15,171.77
IGS-P-TOU Customer 51	\$ 466,208.20	\$ 465,948.95	-0.06%	\$ 24,501.75	\$ 46,900.57	91.42%	\$ 104,053.80	\$ 126,452.62
IGS-P-TOU Customer 52	\$ 373,603.94	\$ 348,130.12	-6.82%	\$ 20,349.27	\$ 39,636.84	94.78%	\$ 85,343.04	\$ 104,630.62
IGS-P-TOU Customer 53	\$ 338,710.47	\$ 320,226.36	-5.46%	\$ 16,567.27	\$ 36,370.97	119.54%	\$ 66,251.79	\$ 86,055.48
IGS-P-TOU Customer 54	\$ 449,948.62	\$ 417,936.97	-7.11%	\$ 23,315.01	\$ 44,445.57	90.63%	\$ 93,676.98	\$ 114,807.54
IGS-P-TOU Customer 55	\$ 700,489.54	\$ 646,996.95	-7.64%	\$ 30,533.87	\$ 56,145.24	83.88%	\$ 131,327.47	\$ 156,938.84
IGS-P-TOU Customer 56	\$ 527,899.58	\$ 506,456.31	-4.06%	\$ 25,377.82	\$ 49,237.77	94.02%	\$ 107,579.42	\$ 131,439.37
IGS-P-TOU Customer 57	\$ 438,275.82	\$ 415,365.93	-5.23%	\$ 20,448.06	\$ 41,300.75	101.98%	\$ 84,404.03	\$ 105,256.72
IGS-P-TOU Customer 58	\$ 304,561.97	\$ 268,092.26	-11.97%	\$ 16,227.08	\$ 32,867.10	102.54%	\$ 65,471.24	\$ 82,111.26
IGS-P-TOU Customer 59	\$ 413,521.10	\$ 390,727.98	-5.51%	\$ 23,487.06	\$ 44,324.34	88.72%	\$ 98,600.26	\$ 119,437.53

Total
 Number of customers with im
 % of customers with impacts
 (16.88% RY1, 8.91% RY2, 7.5

**Stipulation
Attachment 19
Docket No. 2022-00152**

Customer	Delivery % Difference	Bundled 8/24 Prices	Bundled 1/25 Prices	Bundled % Difference	Distribution 1/25 Prices	Distribution 8/25 Prices	Distribution % Difference	Delivery 1/25 Prices
IGS-P-TOU Customer 1	21.78%	\$ 629,303.84	\$ 656,656.69	4.35%				
IGS-P-TOU Customer 2	19.17%	\$ 67,445.33	\$ 77,706.22	15.21%				
IGS-P-TOU Customer 3	19.46%	\$ 351,084.05	\$ 369,074.67	5.12%				
IGS-P-TOU Customer 4	23.97%	\$ 281,348.21	\$ 301,025.06	6.99%				
IGS-P-TOU Customer 5	23.84%	\$ 424,214.50	\$ 444,857.94	4.87%				
IGS-P-TOU Customer 6	34.14%	\$ 229,519.81	\$ 246,217.48	7.28%				
IGS-P-TOU Customer 7	23.67%	\$ 373,838.69	\$ 395,379.77	5.76%				
IGS-P-TOU Customer 8	18.12%	\$ 227,200.68	\$ 240,935.74	6.05%				
IGS-P-TOU Customer 9	17.58%	\$ 605,176.41	\$ 629,798.84	4.07%				
IGS-P-TOU Customer 10	28.14%	\$ 301,322.46	\$ 320,096.25	6.23%				
IGS-P-TOU Customer 11	109.94%	\$ 136,305.27	\$ 151,391.17	11.07%				
IGS-P-TOU Customer 12	22.70%	\$ 451,685.00	\$ 474,759.58	5.11%				
IGS-P-TOU Customer 13	20.67%	\$ 585,272.42	\$ 608,172.54	3.91%				
IGS-P-TOU Customer 14	23.07%	\$ 444,439.90	\$ 465,264.39	4.69%				
IGS-P-TOU Customer 15	21.69%	\$ 617,696.91	\$ 644,946.13	4.41%				
IGS-P-TOU Customer 16	21.68%	\$ 488,379.06	\$ 510,185.84	4.47%				
IGS-P-TOU Customer 17	82.39%	\$ 27,425.38	\$ 47,367.91	72.72%				
IGS-P-TOU Customer 18	17.39%	\$ 415,817.83	\$ 432,575.63	4.03%				
IGS-P-TOU Customer 19	20.40%	\$ 491,386.17	\$ 512,680.64	4.33%				
IGS-P-TOU Customer 20	31.71%	\$ 264,266.14	\$ 283,961.13	7.45%				
IGS-P-TOU Customer 21	23.80%	\$ 423,002.52	\$ 444,169.63	5.00%				
IGS-P-TOU Customer 22	29.03%	\$ 371,649.75	\$ 395,357.38	6.38%				
IGS-P-TOU Customer 23	19.23%	\$ 504,628.69	\$ 527,263.75	4.49%				
IGS-P-TOU Customer 24	#N/A	#N/A	#N/A	#N/A				
IGS-P-TOU Customer 25	14.06%	\$ 649,904.44	\$ 672,756.33	3.52%				
IGS-P-TOU Customer 26	117.20%	\$ 57,821.86	\$ 76,471.57	32.25%				
IGS-P-TOU Customer 27	#N/A	#N/A	#N/A	#N/A				
IGS-P-TOU Customer 28	32.20%	\$ 323,494.84	\$ 340,891.64	5.38%				
IGS-P-TOU Customer 29	598.01%	\$ 58,522.98	\$ 71,775.70	22.65%				
IGS-P-TOU Customer 30	51.87%	\$ 148,512.93	\$ 163,290.37	9.95%				
IGS-P-TOU Customer 31	63.94%	\$ 100,693.04	\$ 117,217.65	16.41%				
IGS-P-TOU Customer 32	26.96%	\$ 412,741.48	\$ 434,607.84	5.30%				
IGS-P-TOU Customer 33	23.52%	\$ 412,566.33	\$ 439,920.79	6.63%				
IGS-P-TOU Customer 34	28.24%	\$ 439,617.17	\$ 466,844.36	6.19%				
IGS-P-TOU Customer 35	23.74%	\$ 528,264.91	\$ 553,112.02	4.70%				
IGS-P-TOU Customer 36	18.11%	\$ 675,812.19	\$ 700,150.24	3.60%				
IGS-P-TOU Customer 37	26.05%	\$ 335,459.76	\$ 355,685.21	6.03%				

Attachment 19
Docket No. 2022-00152

Customer	Delivery % Difference	Bundled 8/24 Prices	Bundled 1/25 Prices	Bundled % Difference
IGS-P-TOU Customer 38	20.83%	\$ 586,175.64	\$ 609,566.37	3.99%
IGS-P-TOU Customer 39	455.41%	\$ 2,913.96	\$ 16,184.55	455.41%
IGS-P-TOU Customer 40	#N/A	#N/A	#N/A	#N/A
IGS-P-TOU Customer 41	22.57%	\$ 480,159.06	\$ 503,060.92	4.77%
IGS-P-TOU Customer 42	35.00%	\$ 184,546.05	\$ 206,133.76	11.70%
IGS-P-TOU Customer 43	30.61%	\$ 328,921.24	\$ 348,502.79	5.95%
IGS-P-TOU Customer 44	18.16%	\$ 389,883.93	\$ 410,441.51	5.27%
IGS-P-TOU Customer 45	28.80%	\$ 208,676.61	\$ 223,924.58	7.31%
IGS-P-TOU Customer 46	23.37%	\$ 476,633.77	\$ 501,928.45	5.31%
IGS-P-TOU Customer 47	29.27%	\$ 287,646.88	\$ 309,460.98	7.58%
IGS-P-TOU Customer 48	25.34%	\$ 330,520.61	\$ 348,625.55	5.48%
IGS-P-TOU Customer 49	17.99%	\$ 712,814.42	\$ 735,694.04	3.21%
IGS-P-TOU Customer 50	688.67%	\$ 84,206.59	\$ 97,454.64	15.73%
IGS-P-TOU Customer 51	21.53%	\$ 465,948.95	\$ 488,347.77	4.81%
IGS-P-TOU Customer 52	22.60%	\$ 348,130.12	\$ 367,417.70	5.54%
IGS-P-TOU Customer 53	29.89%	\$ 320,226.36	\$ 340,030.05	6.18%
IGS-P-TOU Customer 54	22.56%	\$ 417,936.97	\$ 439,067.53	5.06%
IGS-P-TOU Customer 55	19.50%	\$ 646,996.95	\$ 672,608.32	3.96%
IGS-P-TOU Customer 56	22.18%	\$ 506,456.31	\$ 530,316.26	4.71%
IGS-P-TOU Customer 57	24.71%	\$ 415,365.93	\$ 436,218.62	5.02%
IGS-P-TOU Customer 58	25.42%	\$ 268,092.26	\$ 284,732.28	6.21%
IGS-P-TOU Customer 59	21.13%	\$ 390,727.98	\$ 411,565.25	5.33%

Distribution 1/25 Prices	Distribution 8/25 Prices	Distribution % Difference	Delivery 1/25 Prices
-----------------------------	-----------------------------	------------------------------	-------------------------

Total
 Number of customers with im
 % of customers with impacts
 (16.88% RY1, 8.91% RY2, 7.5

Stipulation
Attachment 19
Docket No. 2022-00152

Customer	Delivery 8/25 Prices%	Delivery Difference	Bundled 1/25 Prices	Bundled 8/25 Prices%	Bundled Difference
IGS-P-TOU Customer 1					
IGS-P-TOU Customer 2					
IGS-P-TOU Customer 3					
IGS-P-TOU Customer 4					
IGS-P-TOU Customer 5					
IGS-P-TOU Customer 6					
IGS-P-TOU Customer 7					
IGS-P-TOU Customer 8					
IGS-P-TOU Customer 9					
IGS-P-TOU Customer 10					
IGS-P-TOU Customer 11					
IGS-P-TOU Customer 12					
IGS-P-TOU Customer 13					
IGS-P-TOU Customer 14					
IGS-P-TOU Customer 15					
IGS-P-TOU Customer 16					
IGS-P-TOU Customer 17					
IGS-P-TOU Customer 18					
IGS-P-TOU Customer 19					
IGS-P-TOU Customer 20					
IGS-P-TOU Customer 21					
IGS-P-TOU Customer 22					
IGS-P-TOU Customer 23					
IGS-P-TOU Customer 24					
IGS-P-TOU Customer 25					
IGS-P-TOU Customer 26					
IGS-P-TOU Customer 27					
IGS-P-TOU Customer 28					
IGS-P-TOU Customer 29					
IGS-P-TOU Customer 30					
IGS-P-TOU Customer 31					
IGS-P-TOU Customer 32					
IGS-P-TOU Customer 33					
IGS-P-TOU Customer 34					
IGS-P-TOU Customer 35					
IGS-P-TOU Customer 36					
IGS-P-TOU Customer 37					

Attachment 19
Docket No. 2022-00152

Customer	Delivery 8/25 Prices	Delivery % Difference	Bundled 1/25 Prices	Bundled 8/25 Prices	Bundled % Difference
IGS-P-TOU Customer 38					
IGS-P-TOU Customer 39					
IGS-P-TOU Customer 40					
IGS-P-TOU Customer 41					
IGS-P-TOU Customer 42					
IGS-P-TOU Customer 43					
IGS-P-TOU Customer 44					
IGS-P-TOU Customer 45					
IGS-P-TOU Customer 46					
IGS-P-TOU Customer 47					
IGS-P-TOU Customer 48					
IGS-P-TOU Customer 49					
IGS-P-TOU Customer 50					
IGS-P-TOU Customer 51					
IGS-P-TOU Customer 52					
IGS-P-TOU Customer 53					
IGS-P-TOU Customer 54					
IGS-P-TOU Customer 55					
IGS-P-TOU Customer 56					
IGS-P-TOU Customer 57					
IGS-P-TOU Customer 58					
IGS-P-TOU Customer 59					
Total					
Number of customers with im					
% of customers with impacts					
(16.88% RY1, 8.91% RY2, 7.5					

**Stipulation
 Attachment 19
 Docket No. 2022-00152**

Customer	Phase	Current TOU Jul-Aug On-Peak	Current TOU Jul-Aug Shoulder	Current TOU Jul-Aug Off-Peak	Current TOU Dec-Mar On-Peak	Current TOU Dec-Mar Shoulder	Current TOU Dec-Mar Off-Peak	Current TOU All Other On-Peak
LGS-S-TOU Customer 1	3	2,489.40	2,458.80	2,293.20	5,040.00	4,563.00	4,842.00	7,261.20
LGS-S-TOU Customer 2	3	1,952.01	1,901.16	1,858.23	3,882.51	3,870.27	3,871.71	5,772.60
LGS-S-TOU Customer 3	3	2,785.56	2,763.00	2,385.12	1,851.12	1,830.96	1,682.88	5,348.52
LGS-S-TOU Customer 4	3	1,590.30	1,653.30	1,387.57	3,576.37	3,057.52	3,184.65	4,804.65
LGS-S-TOU Customer 5	3	1,152.00	1,143.22	1,210.54	2,025.07	2,015.06	2,026.22	3,211.20
LGS-S-TOU Customer 6	3	3,148.08	3,177.96	2,933.04	4,445.16	4,370.52	3,919.68	8,528.40
LGS-S-TOU Customer 7	3	1,400.62	1,081.57	1,198.12	3,074.85	3,511.12	2,296.80	5,380.87
LGS-S-TOU Customer 8	3	2,981.88	2,858.76	2,843.40	2,764.68	2,745.12	2,194.80	8,229.72
LGS-S-TOU Customer 9	3	2,742.24	2,800.00	2,652.48	4,458.72	4,497.20	4,418.48	7,456.00
LGS-S-TOU Customer 10	3	3,422.04	3,426.48	3,368.16	6,807.72	6,706.92	6,649.44	9,934.56
LGS-S-TOU Customer 11	3	-	-	-	-	-	-	-
LGS-S-TOU Customer 12	3	2,327.95	2,420.83	1,934.26	3,599.28	3,604.51	3,267.89	6,139.73
LGS-S-TOU Customer 13	3	2,108.34	2,169.18	2,006.76	3,482.94	3,500.94	3,365.40	5,713.26

Total

Number of customers with impacts at or below approximate % change in revenue requirement
 % of customers with impacts at or below approximate % change in revenue requirement
 (16.88% RY1, 8.91% RY2, 7.58% RY3 for Base D; 7.14% RY1, 4.11% RY2, 3.66% RY3 for Delivery)

**Stipulation
Attachment 19
Docket No. 2022-00152**

Customer	Current TOU All Other Shoulder	Current TOU All Other Off-Peak	Proposed TOU Jul-Aug On-Peak	Proposed TOU Jul-Aug Shoulder	Proposed TOU Jul-Aug Off-Peak	Proposed TOU Dec-Feb On-Peak	Proposed TOU Dec-Feb Shoulder
LGS-S-TOU Customer 1	6,863.40	6,717.60	103.68	-	165.96	152.64	-
LGS-S-TOU Customer 2	5,775.12	5,624.37	1,899.81	-	1,952.01	2,755.17	-
LGS-S-TOU Customer 3	5,494.08	5,013.24	2,772.72	-	2,812.56	668.88	-
LGS-S-TOU Customer 4	4,847.85	4,988.47	1,426.72	-	1,703.70	2,428.65	-
LGS-S-TOU Customer 5	3,242.52	3,215.52	1,255.32	-	1,285.56	1,919.64	-
LGS-S-TOU Customer 6	8,594.52	7,939.92	3,032.28	-	3,177.96	2,913.72	-
LGS-S-TOU Customer 7	4,967.55	5,229.22	893.02	-	1,400.62	1,418.85	-
LGS-S-TOU Customer 8	8,137.20	7,823.28	2,896.32	-	2,986.68	1,502.76	-
LGS-S-TOU Customer 9	7,580.32	7,233.20	2,725.44	-	2,818.80	3,297.20	-
LGS-S-TOU Customer 10	9,789.48	9,770.04	3,359.52	-	3,441.84	5,101.68	-
LGS-S-TOU Customer 11	-	-	-	-	-	-	-
LGS-S-TOU Customer 12	6,282.58	5,293.20	1,957.01	-	2,420.83	2,140.37	-
LGS-S-TOU Customer 13	5,860.02	5,626.38	2,047.44	-	2,169.18	2,451.24	-

Total

Number of customers with im
% of customers with impacts
(16.88% RY1, 8.91% RY2, 7.5

**Stipulation
Attachment 19
Docket No. 2022-00152**

Customer	Proposed TOU Dec-Feb Off-Peak	Proposed TOU All Other On-Peak	Proposed TOU All Other Shoulder	Proposed TOU All Other Off-Peak	Jan - Dec Total kWh	Jan - Dec Billed kVar
LGS-S-TOU Customer 1	254.04	345.12	-	577.68	4,363,864	1,283.10
LGS-S-TOU Customer 2	3,000.24	6,217.92	-	6,811.83	5,016,928	5,329.05
LGS-S-TOU Customer 3	1,231.80	5,737.80	-	6,561.36	3,250,167	-
LGS-S-TOU Customer 4	2,756.25	5,397.30	-	6,125.17	3,403,877	3,836.94
LGS-S-TOU Customer 5	1,931.76	4,542.48	-	4,565.40	26,843,942	5,483.52
LGS-S-TOU Customer 6	3,146.76	9,175.68	-	10,027.68	8,975,397	194.80
LGS-S-TOU Customer 7	2,706.52	3,640.27	-	6,648.97	1,437,614	-
LGS-S-TOU Customer 8	1,599.72	8,704.68	-	9,496.20	5,082,360	-
LGS-S-TOU Customer 9	3,362.00	8,320.56	-	8,756.48	8,687,688	359.40
LGS-S-TOU Customer 10	5,092.32	11,401.32	-	11,632.80	5,159,273	3,780.00
LGS-S-TOU Customer 11	-	-	-	-	5,135,705	-
LGS-S-TOU Customer 12	2,788.61	6,072.86	-	7,273.20	4,454,047	-
LGS-S-TOU Customer 13	2,572.98	6,463.44	-	6,801.24	4,489,693	-

Total

Number of customers with im
% of customers with impacts
(16.88% RY1, 8.91% RY2, 7.5

**Stipulation
 Attachment 19
 Docket No. 2022-00152**

Customer	Distribution 7/22 Prices	Distribution 8/23 Prices	Distribution % Difference	Delivery 1/23 Prices	Delivery 8/23 Prices	Delivery % Difference
LGS-S-TOU Customer 1	\$ 93,358.51	\$ 97,726.67	4.68%	\$ 298,690.65	\$ 303,058.81	1.46%
LGS-S-TOU Customer 2	\$ 82,921.97	\$ 86,995.40	4.91%	\$ 241,418.89	\$ 245,492.33	1.69%
LGS-S-TOU Customer 3	\$ 67,922.89	\$ 71,043.58	4.59%	\$ 206,033.41	\$ 209,154.10	1.51%
LGS-S-TOU Customer 4	\$ 70,411.45	\$ 73,837.48	4.87%	\$ 208,073.50	\$ 211,499.54	1.65%
LGS-S-TOU Customer 5	\$ 53,345.45	\$ 56,057.32	5.08%	\$ 100,744.91	\$ 103,456.78	2.69%
LGS-S-TOU Customer 6	\$ 102,641.11	\$ 107,383.66	4.62%	\$ 319,463.55	\$ 324,206.10	1.48%
LGS-S-TOU Customer 7	\$ 64,373.70	\$ 67,347.71	4.62%	\$ 203,634.60	\$ 206,608.60	1.46%
LGS-S-TOU Customer 8	\$ 89,413.55	\$ 93,533.82	4.61%	\$ 281,848.82	\$ 285,969.09	1.46%
LGS-S-TOU Customer 9	\$ 94,812.19	\$ 99,202.25	4.63%	\$ 291,061.06	\$ 295,451.12	1.51%
LGS-S-TOU Customer 10	\$ 129,706.22	\$ 135,870.53	4.75%	\$ 410,936.47	\$ 417,100.78	1.50%
LGS-S-TOU Customer 11	\$ 8,811.36	\$ 9,211.56	4.54%	\$ 316.90	\$ 717.10	126.29%
LGS-S-TOU Customer 12	\$ 79,476.59	\$ 83,140.50	4.61%	\$ 245,509.41	\$ 249,173.32	1.49%
LGS-S-TOU Customer 13	\$ 74,915.53	\$ 78,369.79	4.61%	\$ 229,933.56	\$ 233,387.82	1.50%
Total			13			13
Number of customers with im			13			12
% of customers with impacts			100%			92%
(16.88% RY1, 8.91% RY2, 7.5						

**Stipulation
 Attachment 19
 Docket No. 2022-00152**

Customer	Bundled 1/23 Prices	Bundled 8/23 Prices	Bundled % Difference	Distribution 8/23 Prices	Distribution 1/24 Prices	Distribution % Difference
LGS-S-TOU Customer 1	\$ 797,321.75	\$ 801,689.91	0.55%	\$ 97,726.67	\$ 101,639.04	4.00%
LGS-S-TOU Customer 2	\$ 814,671.50	\$ 818,744.94	0.50%	\$ 86,995.40	\$ 90,090.89	3.56%
LGS-S-TOU Customer 3	\$ 577,409.38	\$ 580,530.07	0.54%	\$ 71,043.58	\$ 73,980.15	4.13%
LGS-S-TOU Customer 4	\$ 597,012.91	\$ 600,438.95	0.57%	\$ 73,837.48	\$ 76,524.60	3.64%
LGS-S-TOU Customer 5	\$ 3,168,032.17	\$ 3,170,744.04	0.09%	\$ 56,057.32	\$ 57,857.68	3.21%
LGS-S-TOU Customer 6	\$ 1,345,025.30	\$ 1,349,767.85	0.35%	\$ 107,383.66	\$ 111,800.68	4.11%
LGS-S-TOU Customer 7	\$ 367,901.68	\$ 370,875.68	0.81%	\$ 67,347.71	\$ 70,113.48	4.11%
LGS-S-TOU Customer 8	\$ 862,577.91	\$ 866,698.18	0.48%	\$ 93,533.82	\$ 97,396.44	4.13%
LGS-S-TOU Customer 9	\$ 1,283,748.10	\$ 1,288,138.16	0.34%	\$ 99,202.25	\$ 103,263.19	4.09%
LGS-S-TOU Customer 10	\$ 1,000,453.90	\$ 1,006,618.21	0.62%	\$ 135,870.53	\$ 141,134.37	3.87%
LGS-S-TOU Customer 11	\$ 587,141.41	\$ 587,541.61	0.07%	\$ 9,211.56	\$ 9,572.88	3.92%
LGS-S-TOU Customer 12	\$ 754,445.12	\$ 758,109.03	0.49%	\$ 83,140.50	\$ 86,569.27	4.12%
LGS-S-TOU Customer 13	\$ 742,942.37	\$ 746,396.63	0.46%	\$ 78,369.79	\$ 81,599.59	4.12%
Total						13
Number of customers with im						13
% of customers with impacts						100%
(16.88% RY1, 8.91% RY2, 7.5						

**Stipulation
 Attachment 19
 Docket No. 2022-00152**

Customer	Delivery 8/23 Prices	Delivery 1/24 Prices	Delivery % Difference	Bundled 8/23 Prices	Bundled 1/24 Prices	Bundled % Difference
LGS-S-TOU Customer 1	\$ 303,058.81	\$ 306,971.18	1.29%	\$ 801,689.91	\$ 805,602.28	0.49%
LGS-S-TOU Customer 2	\$ 245,492.33	\$ 248,587.81	1.26%	\$ 818,744.94	\$ 821,840.42	0.38%
LGS-S-TOU Customer 3	\$ 209,154.10	\$ 212,090.67	1.40%	\$ 580,530.07	\$ 583,466.64	0.51%
LGS-S-TOU Customer 4	\$ 211,499.54	\$ 214,186.66	1.27%	\$ 600,438.95	\$ 603,126.07	0.45%
LGS-S-TOU Customer 5	\$ 103,456.78	\$ 105,257.14	1.74%	\$ 3,170,744.04	\$ 3,172,544.40	0.06%
LGS-S-TOU Customer 6	\$ 324,206.10	\$ 328,623.12	1.36%	\$ 1,349,767.85	\$ 1,354,184.87	0.33%
LGS-S-TOU Customer 7	\$ 206,608.60	\$ 209,374.38	1.34%	\$ 370,875.68	\$ 373,641.46	0.75%
LGS-S-TOU Customer 8	\$ 285,969.09	\$ 289,831.72	1.35%	\$ 866,698.18	\$ 870,560.81	0.45%
LGS-S-TOU Customer 9	\$ 295,451.12	\$ 299,512.06	1.37%	\$ 1,288,138.16	\$ 1,292,199.10	0.32%
LGS-S-TOU Customer 10	\$ 417,100.78	\$ 422,364.62	1.26%	\$ 1,006,618.21	\$ 1,011,882.05	0.52%
LGS-S-TOU Customer 11	\$ 717.10	\$ 1,078.42	50.39%	\$ 587,541.61	\$ 587,902.93	0.06%
LGS-S-TOU Customer 12	\$ 249,173.32	\$ 252,602.09	1.38%	\$ 758,109.03	\$ 761,537.80	0.45%
LGS-S-TOU Customer 13	\$ 233,387.82	\$ 236,617.63	1.38%	\$ 746,396.63	\$ 749,626.44	0.43%
Total			13			
Number of customers with im			12			
% of customers with impacts			92%			
(16.88% RY1, 8.91% RY2, 7.5						

**Stipulation
 Attachment 19
 Docket No. 2022-00152**

Customer	Distribution 1/24 Prices	Distribution 8/24 Prices	Distribution % Difference	Delivery 1/24 Prices	Delivery 8/24 Prices	Delivery % Difference
LGS-S-TOU Customer 1	\$ 101,639.04	\$ 13,963.88	-86.26%	\$ 306,971.18	\$ 15,394.76	-94.98%
LGS-S-TOU Customer 2	\$ 90,090.89	\$ 54,110.13	-39.94%	\$ 248,587.81	\$ 202,164.44	-18.67%
LGS-S-TOU Customer 3	\$ 73,980.15	\$ 41,059.79	-44.50%	\$ 212,090.67	\$ 167,683.78	-20.94%
LGS-S-TOU Customer 4	\$ 76,524.60	\$ 46,340.98	-39.44%	\$ 214,186.66	\$ 173,764.43	-18.87%
LGS-S-TOU Customer 5	\$ 57,857.68	\$ 43,869.62	-24.18%	\$ 105,257.14	\$ 110,446.52	4.93%
LGS-S-TOU Customer 6	\$ 111,800.68	\$ 60,481.77	-45.90%	\$ 328,623.12	\$ 263,086.22	-19.94%
LGS-S-TOU Customer 7	\$ 70,113.48	\$ 29,561.85	-57.84%	\$ 209,374.38	\$ 112,775.95	-46.14%
LGS-S-TOU Customer 8	\$ 97,396.44	\$ 53,657.60	-44.91%	\$ 289,831.72	\$ 233,683.44	-19.37%
LGS-S-TOU Customer 9	\$ 103,263.19	\$ 58,055.53	-43.78%	\$ 299,512.06	\$ 249,941.31	-16.55%
LGS-S-TOU Customer 10	\$ 141,134.37	\$ 81,335.69	-42.37%	\$ 422,364.62	\$ 358,425.29	-15.14%
LGS-S-TOU Customer 11	\$ 9,572.88	\$ 10,002.96	4.49%	\$ 1,078.42	\$ 1,508.50	39.88%
LGS-S-TOU Customer 12	\$ 86,569.27	\$ 43,698.51	-49.52%	\$ 252,602.09	\$ 182,579.57	-27.72%
LGS-S-TOU Customer 13	\$ 81,599.59	\$ 46,282.48	-43.28%	\$ 236,617.63	\$ 196,491.82	-16.96%
Total			13			13
Number of customers with im			13			11
% of customers with impacts			100%			85%
(16.88% RY1, 8.91% RY2, 7.5						

**Stipulation
 Attachment 19
 Docket No. 2022-00152**

Customer	Bundled 1/24 Prices	Bundled 8/24 Prices	Bundled % Difference	Distribution 8/24 Prices	Distribution 1/25 Prices	Distribution % Difference	Delivery 8/24 Prices
LGS-S-TOU Customer 1	\$ 805,602.28	\$ 514,025.86	-36.19%	\$ 13,963.88	\$ 36,645.54	162.43%	\$ 15,394.76
LGS-S-TOU Customer 2	\$ 821,840.42	\$ 775,417.05	-5.65%	\$ 54,110.13	\$ 90,339.46	66.95%	\$ 202,164.44
LGS-S-TOU Customer 3	\$ 583,466.64	\$ 539,059.75	-7.61%	\$ 41,059.79	\$ 94,686.81	130.61%	\$ 167,683.78
LGS-S-TOU Customer 4	\$ 603,126.07	\$ 562,703.84	-6.70%	\$ 46,340.98	\$ 77,388.36	67.00%	\$ 173,764.43
LGS-S-TOU Customer 5	\$ 3,172,544.40	\$ 3,177,733.78	0.16%	\$ 43,869.62	\$ 74,325.26	69.42%	\$ 110,446.52
LGS-S-TOU Customer 6	\$ 1,354,184.87	\$ 1,288,647.97	-4.84%	\$ 60,481.77	\$ 108,750.07	79.81%	\$ 263,086.22
LGS-S-TOU Customer 7	\$ 373,641.46	\$ 277,043.03	-25.85%	\$ 29,561.85	\$ 57,140.61	93.29%	\$ 112,775.95
LGS-S-TOU Customer 8	\$ 870,560.81	\$ 814,412.53	-6.45%	\$ 53,657.60	\$ 102,707.98	91.41%	\$ 233,683.44
LGS-S-TOU Customer 9	\$ 1,292,199.10	\$ 1,242,628.35	-3.84%	\$ 58,055.53	\$ 102,467.62	76.50%	\$ 249,941.31
LGS-S-TOU Customer 10	\$ 1,011,882.05	\$ 947,942.72	-6.32%	\$ 81,335.69	\$ 127,438.46	56.68%	\$ 358,425.29
LGS-S-TOU Customer 11	\$ 587,902.93	\$ 588,333.01	0.07%	\$ 10,002.96	\$ 31,831.38	218.22%	\$ 1,508.50
LGS-S-TOU Customer 12	\$ 761,537.80	\$ 691,515.28	-9.19%	\$ 43,698.51	\$ 82,311.07	88.36%	\$ 182,579.57
LGS-S-TOU Customer 13	\$ 749,626.44	\$ 709,500.63	-5.35%	\$ 46,282.48	\$ 84,782.78	83.19%	\$ 196,491.82

Total

Number of customers with im
 % of customers with impacts
 (16.88% RY1, 8.91% RY2, 7.5

**Stipulation
 Attachment 19
 Docket No. 2022-00152**

Customer	Delivery 1/25 Prices	Delivery % Difference	Bundled 8/24 Prices	Bundled 1/25 Prices	Bundled % Difference	Distribution 1/25 Prices	Distribution 8/25 Prices	Distribution % Difference
LGS-S-TOU Customer 1	\$ 38,076.41	147.33%	\$ 514,025.86	\$ 536,707.51	4.41%	\$ 36,645.54	\$ 35,302.61	-3.66%
LGS-S-TOU Customer 2	\$ 238,393.77	17.92%	\$ 775,417.05	\$ 811,646.38	4.67%	\$ 90,339.46	\$ 87,351.09	-3.31%
LGS-S-TOU Customer 3	\$ 221,310.80	31.98%	\$ 539,059.75	\$ 592,686.77	9.95%	\$ 94,686.81	\$ 91,021.93	-3.87%
LGS-S-TOU Customer 4	\$ 204,811.81	17.87%	\$ 562,703.84	\$ 593,751.22	5.52%	\$ 77,388.36	\$ 74,776.04	-3.38%
LGS-S-TOU Customer 5	\$ 140,902.17	27.58%	\$3,177,733.78	\$ 3,208,189.43	0.96%	\$ 74,325.26	\$ 71,942.49	-3.21%
LGS-S-TOU Customer 6	\$ 311,354.51	18.35%	\$1,288,647.97	\$ 1,336,916.26	3.75%	\$ 108,750.07	\$ 104,663.40	-3.76%
LGS-S-TOU Customer 7	\$ 140,354.71	24.45%	\$ 277,043.03	\$ 304,621.79	9.95%	\$ 57,140.61	\$ 54,967.64	-3.80%
LGS-S-TOU Customer 8	\$ 282,733.82	20.99%	\$ 814,412.53	\$ 863,462.91	6.02%	\$ 102,707.98	\$ 98,812.05	-3.79%
LGS-S-TOU Customer 9	\$ 294,353.40	17.77%	\$1,242,628.35	\$ 1,287,040.44	3.57%	\$ 102,467.62	\$ 98,635.31	-3.74%
LGS-S-TOU Customer 10	\$ 404,528.06	12.86%	\$ 947,942.72	\$ 994,045.49	4.86%	\$ 127,438.46	\$ 122,990.56	-3.49%
LGS-S-TOU Customer 11	\$ 23,336.92	1447.03%	\$ 588,333.01	\$ 610,161.43	3.71%	\$ 31,831.38	\$ 30,565.26	-3.98%
LGS-S-TOU Customer 12	\$ 221,192.13	21.15%	\$ 691,515.28	\$ 730,127.84	5.58%	\$ 82,311.07	\$ 79,189.69	-3.79%
LGS-S-TOU Customer 13	\$ 234,992.11	19.59%	\$ 709,500.63	\$ 748,000.92	5.43%	\$ 84,782.78	\$ 81,576.25	-3.78%

Total
 Number of customers with im
 % of customers with impacts
 (16.88% RY1, 8.91% RY2, 7.5

**Stipulation
 Attachment 19
 Docket No. 2022-00152**

Customer	Delivery 1/25 Prices	Delivery 8/25 Prices	Delivery % Difference	Bundled 1/25 Prices	Bundled 8/25 Prices	Bundled % Difference
LGS-S-TOU Customer 1	\$ 38,076.41	\$ 36,733.48	-3.53%	\$ 536,707.51	\$ 535,364.58	-0.25%
LGS-S-TOU Customer 2	\$ 238,393.77	\$ 235,405.40	-1.25%	\$ 811,646.38	\$ 808,658.01	-0.37%
LGS-S-TOU Customer 3	\$ 221,310.80	\$ 217,645.92	-1.66%	\$ 592,686.77	\$ 589,021.89	-0.62%
LGS-S-TOU Customer 4	\$ 204,811.81	\$ 202,199.49	-1.28%	\$ 593,751.22	\$ 591,138.90	-0.44%
LGS-S-TOU Customer 5	\$ 140,902.17	\$ 138,519.40	-1.69%	\$ 3,208,189.43	\$ 3,205,806.66	-0.07%
LGS-S-TOU Customer 6	\$ 311,354.51	\$ 307,267.85	-1.31%	\$ 1,336,916.26	\$ 1,332,829.60	-0.31%
LGS-S-TOU Customer 7	\$ 140,354.71	\$ 138,181.74	-1.55%	\$ 304,621.79	\$ 302,448.82	-0.71%
LGS-S-TOU Customer 8	\$ 282,733.82	\$ 278,837.90	-1.38%	\$ 863,462.91	\$ 859,566.99	-0.45%
LGS-S-TOU Customer 9	\$ 294,353.40	\$ 290,521.09	-1.30%	\$ 1,287,040.44	\$ 1,283,208.13	-0.30%
LGS-S-TOU Customer 10	\$ 404,528.06	\$ 400,080.16	-1.10%	\$ 994,045.49	\$ 989,597.59	-0.45%
LGS-S-TOU Customer 11	\$ 23,336.92	\$ 22,070.80	-5.43%	\$ 610,161.43	\$ 608,895.31	-0.21%
LGS-S-TOU Customer 12	\$ 221,192.13	\$ 218,070.75	-1.41%	\$ 730,127.84	\$ 727,006.46	-0.43%
LGS-S-TOU Customer 13	\$ 234,992.11	\$ 231,785.59	-1.36%	\$ 748,000.92	\$ 744,794.40	-0.43%

Total

Number of customers with im
 % of customers with impacts
 (16.88% RY1, 8.91% RY2, 7.5

Docket No. 2022-00152

Customer	Phase	Current TOU Jul-Aug On-Peak	Current TOU Jul-Aug Shoulder	Current TOU Jul-Aug Off-Peak	Current TOU Dec-Mar On-Peak	Current TOU Dec-Mar Shoulder	Current TOU Dec-Mar Off-Peak	Current TOU All Other On-Peak
LGS-P-TOU Customer 37	3	1.34	1.31	1.44	5.58	6.46	5.71	6.85
LGS-P-TOU Customer 38	3	1,972.25	2,019.85	1,667.75	4,104.45	4,207.00	4,023.95	5,898.55
LGS-P-TOU Customer 39	3	1,819.44	2,043.90	2,110.14	1,175.76	1,393.92	1,112.76	5,836.86
LGS-P-TOU Customer 40	3	4,568.00	4,486.00	4,274.00	9,710.00	9,527.00	9,296.00	13,744.00
LGS-P-TOU Customer 41	3	2,992.80	3,037.44	2,893.92	4,877.28	5,778.72	5,830.08	7,837.44
LGS-P-TOU Customer 42	3	7,382.20	7,076.30	6,398.00	12,480.30	12,253.50	11,416.30	19,112.10
LGS-P-TOU Customer 43	3	2,227.20	2,148.00	1,705.92	5,126.88	4,916.16	4,132.80	6,696.48
LGS-P-TOU Customer 44	3	6,178.00	6,175.00	5,316.00	7,558.00	7,343.00	6,734.00	#N/A
LGS-P-TOU Customer 45	3	147.84	49.20	39.60	4,763.04	4,400.64	4,723.44	364.32
LGS-P-TOU Customer 46	3	2,533.13	85.23	2,396.63	4,511.33	2,817.15	4,338.60	7,773.68
LGS-P-TOU Customer 47	3	3,420.48	3,416.16	3,136.80	3,263.76	3,265.68	2,997.36	7,964.88
LGS-P-TOU Customer 48	3	4,884.60	5,072.03	4,532.33	5,850.60	6,086.85	5,223.23	12,685.58
LGS-P-TOU Customer 49	3	2,505.60	2,561.40	2,364.66	3,471.84	3,480.30	3,215.16	6,499.44
LGS-P-TOU Customer 50	3	2,555.52	2,687.28	2,258.16	3,103.92	3,097.20	2,838.72	6,834.24
LGS-P-TOU Customer 51	3	3,096.00	2,965.00	2,930.00	6,232.00	6,137.00	5,978.00	9,261.00
LGS-P-TOU Customer 52	3	3,279.60	3,206.16	3,254.64	6,775.92	6,631.68	6,795.60	9,796.80
LGS-P-TOU Customer 53	3	2,957.94	2,889.00	2,882.52	518.22	474.48	345.96	9,144.36
LGS-P-TOU Customer 54	3	4,788.48	4,871.52	4,943.04	8,646.24	8,646.24	8,798.88	14,200.80
LGS-P-TOU Customer 55	3	46.08	46.56	32.16	2,710.80	2,961.60	2,902.08	1,116.24
LGS-P-TOU Customer 56	3	4,461.12	4,370.40	4,420.32	8,742.72	8,535.84	8,735.52	13,405.92
LGS-P-TOU Customer 57	3	6,252.96	6,196.32	5,765.76	11,038.56	10,857.12	10,372.80	18,249.60
LGS-P-TOU Customer 58	3	3,198.72	3,214.32	2,794.32	5,173.20	5,113.20	4,838.88	8,787.60

Total

Number of customers with impacts at or below approximate % change in revenue requirement

% of customers with impacts at or below approximate % change in revenue requirement

(16.88% RY1, 8.91% RY2, 7.58% RY3 for Base D; 7.14% RY1, 4.11% RY2, 3.66% RY3 for Delivery)

Docket No. 2022-00152

Customer	Current TOU All Other Shoulder	Current TOU All Other Off-Peak	Proposed TOU Jul-Aug On-Peak	Proposed TOU Jul-Aug Shoulder	Proposed TOU Jul-Aug Off-Peak	Proposed TOU Dec-Feb On-Peak	Proposed TOU Dec-Feb Shoulder
LGS-P-TOU Customer 37	5.09	5.84	1.24	-	1.44	2.94	-
LGS-P-TOU Customer 38	6,142.50	5,657.40	1,949.85	-	2,019.85	3,060.75	-
LGS-P-TOU Customer 39	5,847.12	6,131.88	1,771.92	-	2,180.52	1,021.68	-
LGS-P-TOU Customer 40	13,824.00	13,077.00	#N/A	#N/A	#N/A	#N/A	#N/A
LGS-P-TOU Customer 41	7,473.60	8,131.20	2,974.80	-	3,060.24	3,268.32	-
LGS-P-TOU Customer 42	18,510.80	17,504.90	6,701.80	-	7,382.20	9,027.90	-
LGS-P-TOU Customer 43	6,715.20	5,299.20	#N/A	#N/A	#N/A	#N/A	#N/A
LGS-P-TOU Customer 44	#N/A	#N/A	#N/A	#N/A	#N/A	#N/A	#N/A
LGS-P-TOU Customer 45	357.84	2,054.88	37.68	-	147.84	4,346.40	-
LGS-P-TOU Customer 46	1,444.45	7,742.70	2,533.13	-	2,396.63	3,064.78	-
LGS-P-TOU Customer 47	8,150.88	7,788.96	3,271.44	-	3,443.28	2,117.04	-
LGS-P-TOU Customer 48	12,461.40	11,683.88	4,872.53	-	5,072.03	3,905.48	-
LGS-P-TOU Customer 49	6,576.66	5,844.78	2,447.64	-	2,561.40	2,337.30	-
LGS-P-TOU Customer 50	6,912.96	6,206.16	2,388.72	-	2,687.28	2,157.36	-
LGS-P-TOU Customer 51	9,067.00	8,939.00	#N/A	#N/A	#N/A	#N/A	#N/A
LGS-P-TOU Customer 52	9,811.68	9,813.84	1,767.84	-	3,283.68	2,434.56	-
LGS-P-TOU Customer 53	8,523.18	8,131.14	641.52	-	2,986.92	191.52	-
LGS-P-TOU Customer 54	13,955.52	14,363.52	4,737.60	-	4,943.04	6,175.20	-
LGS-P-TOU Customer 55	1,055.76	993.36	31.44	-	46.80	1,695.12	-
LGS-P-TOU Customer 56	12,859.20	13,236.48	3,966.24	-	4,495.20	6,011.52	-
LGS-P-TOU Customer 57	17,952.96	17,113.44	5,420.16	-	6,274.56	6,865.44	-
LGS-P-TOU Customer 58	8,776.08	8,186.40	2,200.32	-	3,214.56	3,215.52	-

Total

Number of customers with impacts
 % of customers with impacts at or
 (16.88% RY1, 8.91% RY2, 7.58% F

**Stipulation
 Attachment 19
 Docket No. 2022-00152**

Customer	Proposed TOU Dec-Feb Off-Peak	Proposed TOU All Other On-Peak	Proposed TOU All Other Shoulder	Proposed TOU All Other Off-Peak	Jan - Dec Total kWh	Jan - Dec Billed kVar
LGS-P-TOU Customer 1	8,181.36	18,938.88	-	19,450.08	19,049,722	13,998.60
LGS-P-TOU Customer 2	4,971.24	10,380.42	-	12,455.64	8,278,907	8,715.75
LGS-P-TOU Customer 3	4,065.12	8,639.64	-	9,734.76	1,170,797	-
LGS-P-TOU Customer 4	5,072.76	11,610.00	-	12,243.96	12,489,446	1,768.65
LGS-P-TOU Customer 5	1,738.80	3,297.24	-	4,283.82	3,143,873	632.45
LGS-P-TOU Customer 6	2,989.44	7,265.52	-	7,294.32	5,415,890	800.80
LGS-P-TOU Customer 7	8,332.56	18,299.52	-	19,105.20	18,617,016	10,083.60
LGS-P-TOU Customer 8	2,926.00	8,392.00	-	9,654.00	6,900,173	-
LGS-P-TOU Customer 9	9,271.50	27,095.25	-	28,514.85	24,864,249	3,437.38
LGS-P-TOU Customer 10	3,434.94	2,594.43	-	7,895.88	3,597,408	2,816.70
LGS-P-TOU Customer 11	6,256.00	14,600.00	-	14,968.00	15,864,168	-
LGS-P-TOU Customer 12	3,485.16	8,636.49	-	9,877.68	7,628,905	315.75
LGS-P-TOU Customer 13	3,801.24	7,755.48	-	8,268.84	5,574,982	725.10
LGS-P-TOU Customer 14	2,805.48	7,765.20	-	7,794.00	6,599,015	1,361.20
LGS-P-TOU Customer 15	2,672.64	6,667.92	-	7,230.60	5,461,026	2,851.20
LGS-P-TOU Customer 16	2,796.12	9,166.50	-	10,032.66	7,352,543	3,911.15
LGS-P-TOU Customer 17	#N/A	#N/A	#N/A	#N/A	20,123,563	1,933.20
LGS-P-TOU Customer 18	7,391.52	22,011.12	-	20,773.08	15,236,197	673.30
LGS-P-TOU Customer 19	3,488.04	8,712.36	-	9,407.88	8,143,792	-
LGS-P-TOU Customer 20	2,587.68	5,282.82	-	7,280.28	5,901,664	2,943.30
LGS-P-TOU Customer 21	7,123.20	14,637.00	-	16,184.70	15,558,270	1,122.75
LGS-P-TOU Customer 22	4,563.20	10,819.20	-	12,555.20	10,312,211	1,266.40
LGS-P-TOU Customer 23	883.05	2,429.17	-	6,891.67	1,817,452	5,976.94
LGS-P-TOU Customer 24	27,888.00	67,384.00	-	67,536.00	71,499,138	21,550.00
LGS-P-TOU Customer 25	2,599.80	7,049.17	-	7,068.07	6,263,950	85.00
LGS-P-TOU Customer 26	3,290.22	4,475.52	-	7,677.45	5,184,588	8,718.00
LGS-P-TOU Customer 27	8,975.40	21,661.50	-	21,808.50	22,176,011	3,426.00
LGS-P-TOU Customer 28	1,118.34	1,504.26	-	4,850.28	1,262,976	3,620.80
LGS-P-TOU Customer 29	2,061.18	6,046.02	-	6,679.08	6,157,462	335.35
LGS-P-TOU Customer 30	4,588.00	10,536.00	-	11,128.00	37,919,812	3,148.00
LGS-P-TOU Customer 31	8,012.88	18,005.04	-	18,879.84	16,692,854	8,734.20
LGS-P-TOU Customer 32	1,938.60	5,346.36	-	5,762.52	5,022,749	-
LGS-P-TOU Customer 33	8,010.00	18,132.48	-	18,444.24	19,865,556	8,575.20
LGS-P-TOU Customer 34	8,909.28	17,380.08	-	19,970.64	12,263,880	20,141.40
LGS-P-TOU Customer 35	107.46	2,129.58	-	7,193.34	1,149,404	1,523.50
LGS-P-TOU Customer 36	#N/A	#N/A	#N/A	#N/A	6,772,016	-

Docket No. 2022-00152

Customer	Proposed TOU Dec-Feb Off-Peak	Proposed TOU All Other On-Peak	Proposed TOU All Other Shoulder	Proposed TOU All Other Off-Peak	Jan - Dec Total kWh	Jan - Dec Billed kVar
LGS-P-TOU Customer 37	4.57	5.91	-	10.28	2,414,000	-
LGS-P-TOU Customer 38	3,139.15	6,721.75	-	7,212.80	6,690,210	-
LGS-P-TOU Customer 39	1,393.92	5,619.42	-	6,410.16	2,929,060	917.50
LGS-P-TOU Customer 40	#N/A	#N/A	#N/A	#N/A	9,283,200	8,857.50
LGS-P-TOU Customer 41	4,441.92	8,548.08	-	9,847.68	7,331,200	1,144.00
LGS-P-TOU Customer 42	9,482.90	21,517.30	-	21,872.90	19,578,416	100.88
LGS-P-TOU Customer 43	#N/A	#N/A	#N/A	#N/A	5,681,122	2,516.80
LGS-P-TOU Customer 44	#N/A	#N/A	#N/A	#N/A	14,867,707	17.20
LGS-P-TOU Customer 45	4,435.92	923.04	-	2,457.36	1,140,276	921.10
LGS-P-TOU Customer 46	3,491.60	9,157.05	-	9,006.90	911,582	3,063.50
LGS-P-TOU Customer 47	2,422.80	8,225.28	-	9,162.96	6,989,989	863.90
LGS-P-TOU Customer 48	4,288.20	13,410.08	-	14,570.85	12,014,063	-
LGS-P-TOU Customer 49	2,558.16	6,880.50	-	7,566.66	6,932,004	732.48
LGS-P-TOU Customer 50	2,310.96	6,912.24	-	7,810.32	6,220,720	17.80
LGS-P-TOU Customer 51	#N/A	#N/A	#N/A	#N/A	6,165,650	3,030.90
LGS-P-TOU Customer 52	5,102.64	5,963.28	-	11,581.92	6,751,259	8,286.60
LGS-P-TOU Customer 53	464.22	2,842.20	-	9,217.08	1,971,231	6,829.68
LGS-P-TOU Customer 54	6,708.96	15,790.08	-	16,732.32	12,555,173	8,722.20
LGS-P-TOU Customer 55	1,997.76	1,640.88	-	2,270.40	1,738,669	385.80
LGS-P-TOU Customer 56	6,597.12	14,112.48	-	15,610.56	10,453,997	14,056.80
LGS-P-TOU Customer 57	8,291.04	17,844.00	-	21,071.04	17,198,561	14,593.80
LGS-P-TOU Customer 58	3,889.92	7,591.20	-	10,128.72	7,616,393	7,533.60

Total

Number of customers with impacts
 % of customers with impacts at or
 (16.88% RY1, 8.91% RY2, 7.58% F)

**Stipulation
Attachment 19
Docket No. 2022-00152**

Customer	Distribution 7/22 Prices	Distribution 8/23 Prices	Distribution % Difference	Delivery 1/23 Prices	Delivery 8/23 Prices	Delivery % Difference
LGS-P-TOU Customer 1	\$ 227,762.07	\$ 238,414.41	4.68%	\$ 680,776.51	\$ 691,428.85	1.56%
LGS-P-TOU Customer 2	\$ 143,380.04	\$ 150,081.16	4.67%	\$ 440,894.78	\$ 447,595.90	1.52%
LGS-P-TOU Customer 3	\$ 110,922.75	\$ 116,097.50	4.67%	\$ 357,406.01	\$ 362,580.76	1.45%
LGS-P-TOU Customer 4	\$ 139,604.55	\$ 146,124.09	4.67%	\$ 419,980.34	\$ 426,499.89	1.55%
LGS-P-TOU Customer 5	\$ 54,828.28	\$ 57,380.57	4.66%	\$ 160,468.48	\$ 163,020.77	1.59%
LGS-P-TOU Customer 6	\$ 86,029.35	\$ 90,041.74	4.66%	\$ 271,302.15	\$ 275,314.55	1.48%
LGS-P-TOU Customer 7	\$ 223,341.14	\$ 233,783.53	4.68%	\$ 679,938.91	\$ 690,381.29	1.54%
LGS-P-TOU Customer 8	\$ 108,491.40	\$ 113,554.18	4.67%	\$ 334,420.85	\$ 339,483.63	1.51%
LGS-P-TOU Customer 9	\$ 309,855.77	\$ 324,346.49	4.68%	\$ 970,310.44	\$ 984,801.16	1.49%
LGS-P-TOU Customer 10	\$ 94,578.58	\$ 98,990.91	4.67%	\$ 290,486.67	\$ 294,899.01	1.52%
LGS-P-TOU Customer 11	\$ 167,405.40	\$ 175,222.04	4.67%	\$ 517,094.32	\$ 524,910.96	1.51%
LGS-P-TOU Customer 12	\$ 112,439.26	\$ 117,686.83	4.67%	\$ 344,952.29	\$ 350,199.85	1.52%
LGS-P-TOU Customer 13	\$ 96,397.13	\$ 100,892.48	4.66%	\$ 298,173.35	\$ 302,668.69	1.51%
LGS-P-TOU Customer 14	\$ 91,477.77	\$ 95,744.67	4.66%	\$ 275,063.60	\$ 279,330.49	1.55%
LGS-P-TOU Customer 15	\$ 87,674.88	\$ 91,765.63	4.67%	\$ 256,886.34	\$ 260,977.09	1.59%
LGS-P-TOU Customer 16	\$ 115,999.62	\$ 121,418.83	4.67%	\$ 343,609.82	\$ 349,029.03	1.58%
LGS-P-TOU Customer 17	\$ 128,525.20	\$ 134,523.73	4.67%	\$ 370,144.32	\$ 376,142.85	1.62%
LGS-P-TOU Customer 18	\$ 223,077.73	\$ 233,499.84	4.67%	\$ 731,040.60	\$ 741,462.72	1.43%
LGS-P-TOU Customer 19	\$ 107,829.63	\$ 112,861.05	4.67%	\$ 327,210.70	\$ 332,242.13	1.54%
LGS-P-TOU Customer 20	\$ 89,542.57	\$ 93,721.76	4.67%	\$ 264,450.49	\$ 268,629.68	1.58%
LGS-P-TOU Customer 21	\$ 179,781.12	\$ 188,177.40	4.67%	\$ 554,664.60	\$ 563,060.88	1.51%
LGS-P-TOU Customer 22	\$ 142,911.12	\$ 149,585.98	4.67%	\$ 436,756.90	\$ 443,431.76	1.53%
LGS-P-TOU Customer 23	\$ 82,562.87	\$ 86,418.53	4.67%	\$ 246,305.51	\$ 250,161.17	1.57%
LGS-P-TOU Customer 24	\$ 744,740.10	\$ 779,583.52	4.68%	\$ 2,334,167.10	\$ 2,369,010.52	1.49%
LGS-P-TOU Customer 25	\$ 86,059.44	\$ 90,073.34	4.66%	\$ 258,859.87	\$ 262,873.78	1.55%
LGS-P-TOU Customer 26	\$ 98,591.67	\$ 103,197.25	4.67%	\$ 284,447.20	\$ 289,052.79	1.62%
LGS-P-TOU Customer 27	\$ 243,251.57	\$ 254,619.86	4.67%	\$ 755,516.98	\$ 766,885.27	1.50%
LGS-P-TOU Customer 28	\$ 65,483.82	\$ 68,538.28	4.66%	\$ 190,331.13	\$ 193,385.58	1.60%
LGS-P-TOU Customer 29	\$ 80,127.88	\$ 83,864.04	4.66%	\$ 235,974.38	\$ 239,710.54	1.58%
LGS-P-TOU Customer 30	\$ 429,577.20	\$ 449,670.20	4.68%	\$ 1,351,921.53	\$ 1,372,014.53	1.49%
LGS-P-TOU Customer 31	\$ 214,663.65	\$ 224,697.98	4.67%	\$ 659,487.89	\$ 669,522.23	1.52%
LGS-P-TOU Customer 32	\$ 69,515.65	\$ 72,754.85	4.66%	\$ 203,300.36	\$ 206,539.55	1.59%
LGS-P-TOU Customer 33	\$ 213,039.13	\$ 222,997.21	4.67%	\$ 644,760.98	\$ 654,719.06	1.54%
LGS-P-TOU Customer 34	\$ 230,734.41	\$ 241,530.44	4.68%	\$ 697,202.33	\$ 707,998.36	1.55%
LGS-P-TOU Customer 35	\$ 71,588.48	\$ 74,927.57	4.66%	\$ 216,290.33	\$ 219,629.42	1.54%
LGS-P-TOU Customer 36	#N/A	#N/A	#N/A	#N/A	#N/A	#N/A

Docket No. 2022-00152

Customer	Distribution 7/22 Prices	Distribution 8/23 Prices	Distribution % Difference	Delivery 1/23 Prices	Delivery 8/23 Prices	Delivery % Difference
LGS-P-TOU Customer 37	\$ 9,422.89	\$ 9,849.82	4.53%	\$ 3,851.01	\$ 4,277.94	11.09%
LGS-P-TOU Customer 38	\$ 84,770.46	\$ 88,721.59	4.66%	\$ 251,006.77	\$ 254,957.90	1.57%
LGS-P-TOU Customer 39	\$ 66,973.78	\$ 70,095.05	4.66%	\$ 194,378.10	\$ 197,499.38	1.61%
LGS-P-TOU Customer 40	\$ 191,651.18	\$ 200,609.05	4.67%	\$ 595,914.60	\$ 604,872.48	1.50%
LGS-P-TOU Customer 41	\$ 110,152.58	\$ 115,293.43	4.67%	\$ 331,656.99	\$ 336,797.84	1.55%
LGS-P-TOU Customer 42	\$ 248,568.02	\$ 260,184.07	4.67%	\$ 794,882.47	\$ 806,498.51	1.46%
LGS-P-TOU Customer 43	\$ 98,098.92	\$ 102,675.32	4.67%	\$ 298,344.87	\$ 302,921.27	1.53%
LGS-P-TOU Customer 44	#N/A	#N/A	#N/A	#N/A	#N/A	#N/A
LGS-P-TOU Customer 45	\$ 40,675.42	\$ 42,562.11	4.64%	\$ 118,237.68	\$ 120,124.37	1.60%
LGS-P-TOU Customer 46	\$ 71,623.93	\$ 74,961.87	4.66%	\$ 295,077.27	\$ 298,415.21	1.13%
LGS-P-TOU Customer 47	\$ 102,796.00	\$ 107,594.87	4.67%	\$ 309,012.75	\$ 313,811.62	1.55%
LGS-P-TOU Customer 48	\$ 156,438.53	\$ 163,746.09	4.67%	\$ 484,127.04	\$ 491,434.61	1.51%
LGS-P-TOU Customer 49	\$ 88,436.42	\$ 92,561.51	4.66%	\$ 261,730.97	\$ 265,856.05	1.58%
LGS-P-TOU Customer 50	\$ 88,079.13	\$ 92,187.18	4.66%	\$ 263,332.28	\$ 267,440.33	1.56%
LGS-P-TOU Customer 51	\$ 126,434.45	\$ 132,337.06	4.67%	\$ 394,596.49	\$ 400,499.11	1.50%
LGS-P-TOU Customer 52	\$ 140,439.31	\$ 147,001.59	4.67%	\$ 426,424.38	\$ 432,986.66	1.54%
LGS-P-TOU Customer 53	\$ 93,542.26	\$ 97,913.28	4.67%	\$ 280,912.82	\$ 285,283.83	1.56%
LGS-P-TOU Customer 54	\$ 189,622.11	\$ 198,486.37	4.67%	\$ 580,166.71	\$ 589,030.97	1.53%
LGS-P-TOU Customer 55	\$ 33,613.19	\$ 35,169.57	4.63%	\$ 88,396.06	\$ 89,952.43	1.76%
LGS-P-TOU Customer 56	\$ 186,525.55	\$ 195,248.99	4.68%	\$ 566,497.22	\$ 575,220.65	1.54%
LGS-P-TOU Customer 57	\$ 243,777.02	\$ 255,179.96	4.68%	\$ 743,527.66	\$ 754,930.60	1.53%
LGS-P-TOU Customer 58	\$ 123,888.86	\$ 129,677.89	4.67%	\$ 366,816.06	\$ 372,605.08	1.58%
Total			56			56
Number of customers with impacts			56			55
% of customers with impacts at or (16.88% RY1, 8.91% RY2, 7.58% F			100%			98%

**Stipulation
Attachment 19
Docket No. 2022-00152**

Customer	Bundled 1/23 Prices	Bundled 8/23 Prices	Bundled % Difference	Distribution 8/23 Prices	Distribution 1/24 Prices	Distribution % Difference
LGS-P-TOU Customer 1	\$ 2,857,467.55	\$ 2,868,119.89	0.37%	\$ 238,414.41	\$ 255,609.35	7.21%
LGS-P-TOU Customer 2	\$ 1,386,873.10	\$ 1,393,574.22	0.48%	\$ 150,081.16	\$ 160,898.87	7.21%
LGS-P-TOU Customer 3	\$ 491,185.55	\$ 496,360.30	1.05%	\$ 116,097.50	\$ 124,599.54	7.32%
LGS-P-TOU Customer 4	\$ 1,847,070.21	\$ 1,853,589.76	0.35%	\$ 146,124.09	\$ 156,797.89	7.30%
LGS-P-TOU Customer 5	\$ 519,698.91	\$ 522,251.20	0.49%	\$ 57,380.57	\$ 61,558.37	7.28%
LGS-P-TOU Customer 6	\$ 890,141.65	\$ 894,154.05	0.45%	\$ 90,041.74	\$ 96,615.94	7.30%
LGS-P-TOU Customer 7	\$ 2,807,187.42	\$ 2,817,629.80	0.37%	\$ 233,783.53	\$ 250,720.32	7.24%
LGS-P-TOU Customer 8	\$ 1,122,859.92	\$ 1,127,922.70	0.45%	\$ 113,554.18	\$ 121,872.80	7.33%
LGS-P-TOU Customer 9	\$ 3,811,390.70	\$ 3,825,881.42	0.38%	\$ 324,346.49	\$ 348,087.58	7.32%
LGS-P-TOU Customer 10	\$ 701,539.70	\$ 705,952.04	0.63%	\$ 98,990.91	\$ 106,177.16	7.26%
LGS-P-TOU Customer 11	\$ 2,329,792.32	\$ 2,337,608.96	0.34%	\$ 175,222.04	\$ 188,066.48	7.33%
LGS-P-TOU Customer 12	\$ 1,216,658.94	\$ 1,221,906.50	0.43%	\$ 117,686.83	\$ 126,302.12	7.32%
LGS-P-TOU Customer 13	\$ 935,191.19	\$ 939,686.53	0.48%	\$ 100,892.48	\$ 108,261.48	7.30%
LGS-P-TOU Customer 14	\$ 1,029,091.23	\$ 1,033,358.12	0.41%	\$ 95,744.67	\$ 102,724.46	7.29%
LGS-P-TOU Customer 15	\$ 880,883.19	\$ 884,973.94	0.46%	\$ 91,765.63	\$ 98,422.98	7.25%
LGS-P-TOU Customer 16	\$ 1,183,738.32	\$ 1,189,157.53	0.46%	\$ 121,418.83	\$ 130,237.16	7.26%
LGS-P-TOU Customer 17	\$ 2,669,536.43	\$ 2,675,534.96	0.22%	\$ 134,523.73	\$ 144,336.46	7.29%
LGS-P-TOU Customer 18	\$ 2,471,984.29	\$ 2,482,406.41	0.42%	\$ 233,499.84	\$ 250,612.22	7.33%
LGS-P-TOU Customer 19	\$ 1,257,750.24	\$ 1,262,781.67	0.40%	\$ 112,861.05	\$ 121,128.00	7.32%
LGS-P-TOU Customer 20	\$ 938,796.21	\$ 942,975.40	0.45%	\$ 93,721.76	\$ 100,522.78	7.26%
LGS-P-TOU Customer 21	\$ 2,332,409.58	\$ 2,340,805.86	0.36%	\$ 188,177.40	\$ 201,949.59	7.32%
LGS-P-TOU Customer 22	\$ 1,615,067.96	\$ 1,621,742.82	0.41%	\$ 149,585.98	\$ 160,526.59	7.31%
LGS-P-TOU Customer 23	\$ 453,974.24	\$ 457,829.90	0.85%	\$ 86,418.53	\$ 92,620.58	7.18%
LGS-P-TOU Customer 24	\$ 10,503,920.77	\$ 10,538,764.19	0.33%	\$ 779,583.52	\$ 836,374.40	7.28%
LGS-P-TOU Customer 25	\$ 974,601.76	\$ 978,615.67	0.41%	\$ 90,073.34	\$ 96,666.17	7.32%
LGS-P-TOU Customer 26	\$ 876,857.24	\$ 881,462.83	0.53%	\$ 103,197.25	\$ 110,570.32	7.14%
LGS-P-TOU Customer 27	\$ 3,289,429.25	\$ 3,300,797.54	0.35%	\$ 254,619.86	\$ 273,226.41	7.31%
LGS-P-TOU Customer 28	\$ 334,643.40	\$ 337,697.85	0.91%	\$ 68,538.28	\$ 73,475.57	7.20%
LGS-P-TOU Customer 29	\$ 939,548.57	\$ 943,284.73	0.40%	\$ 83,864.04	\$ 89,994.59	7.31%
LGS-P-TOU Customer 30	\$ 5,684,778.29	\$ 5,704,871.29	0.35%	\$ 449,670.20	\$ 482,627.00	7.33%
LGS-P-TOU Customer 31	\$ 2,566,874.64	\$ 2,576,908.98	0.39%	\$ 224,697.98	\$ 240,993.66	7.25%
LGS-P-TOU Customer 32	\$ 777,218.05	\$ 780,457.24	0.42%	\$ 72,754.85	\$ 78,075.89	7.31%
LGS-P-TOU Customer 33	\$ 2,914,672.25	\$ 2,924,630.33	0.34%	\$ 222,997.21	\$ 239,171.02	7.25%
LGS-P-TOU Customer 34	\$ 2,098,518.23	\$ 2,109,314.26	0.51%	\$ 241,530.44	\$ 258,824.99	7.16%
LGS-P-TOU Customer 35	\$ 347,625.49	\$ 350,964.58	0.96%	\$ 74,927.57	\$ 80,379.58	7.28%
LGS-P-TOU Customer 36	#N/A	#N/A	#N/A	#N/A	#N/A	#N/A

Docket No. 2022-00152

Customer	Bundled 1/23 Prices	Bundled 8/23 Prices	Bundled % Difference	Distribution 8/23 Prices	Distribution 1/24 Prices	Distribution % Difference
LGS-P-TOU Customer 37	\$ 279,683.50	\$ 280,110.43	0.15%	\$ 9,849.82	\$ 10,547.88	7.09%
LGS-P-TOU Customer 38	\$ 1,015,454.67	\$ 1,019,405.80	0.39%	\$ 88,721.59	\$ 95,212.25	7.32%
LGS-P-TOU Customer 39	\$ 529,063.22	\$ 532,184.50	0.59%	\$ 70,095.05	\$ 75,201.98	7.29%
LGS-P-TOU Customer 40	\$ 1,656,647.07	\$ 1,665,604.95	0.54%	\$ 200,609.05	\$ 215,132.57	7.24%
LGS-P-TOU Customer 41	\$ 1,169,346.74	\$ 1,174,487.59	0.44%	\$ 115,293.43	\$ 123,714.76	7.30%
LGS-P-TOU Customer 42	\$ 3,031,984.01	\$ 3,043,600.05	0.38%	\$ 260,184.07	\$ 279,272.34	7.34%
LGS-P-TOU Customer 43	\$ 947,490.65	\$ 952,067.05	0.48%	\$ 102,675.32	\$ 110,137.77	7.27%
LGS-P-TOU Customer 44	#N/A	#N/A	#N/A	#N/A	#N/A	#N/A
LGS-P-TOU Customer 45	\$ 248,529.80	\$ 250,416.49	0.76%	\$ 42,562.11	\$ 45,638.09	7.23%
LGS-P-TOU Customer 46	\$ 399,237.97	\$ 402,575.91	0.84%	\$ 74,961.87	\$ 80,376.33	7.22%
LGS-P-TOU Customer 47	\$ 1,107,714.55	\$ 1,112,513.42	0.43%	\$ 107,594.87	\$ 115,461.16	7.31%
LGS-P-TOU Customer 48	\$ 1,856,897.96	\$ 1,864,205.53	0.39%	\$ 163,746.09	\$ 175,755.16	7.33%
LGS-P-TOU Customer 49	\$ 1,053,807.20	\$ 1,057,932.28	0.39%	\$ 92,561.51	\$ 99,322.51	7.30%
LGS-P-TOU Customer 50	\$ 974,134.51	\$ 978,242.56	0.42%	\$ 92,187.18	\$ 98,936.15	7.32%
LGS-P-TOU Customer 51	\$ 1,099,106.24	\$ 1,105,008.86	0.54%	\$ 132,337.06	\$ 141,968.10	7.28%
LGS-P-TOU Customer 52	\$ 1,197,847.97	\$ 1,204,410.25	0.55%	\$ 147,001.59	\$ 157,600.29	7.21%
LGS-P-TOU Customer 53	\$ 506,152.94	\$ 510,523.95	0.86%	\$ 97,913.28	\$ 104,943.86	7.18%
LGS-P-TOU Customer 54	\$ 2,014,766.79	\$ 2,023,631.05	0.44%	\$ 198,486.37	\$ 212,859.53	7.24%
LGS-P-TOU Customer 55	\$ 287,062.78	\$ 288,619.15	0.54%	\$ 35,169.57	\$ 37,714.67	7.24%
LGS-P-TOU Customer 56	\$ 1,761,009.23	\$ 1,769,732.66	0.50%	\$ 195,248.99	\$ 209,272.07	7.18%
LGS-P-TOU Customer 57	\$ 2,708,698.28	\$ 2,720,101.22	0.42%	\$ 255,179.96	\$ 273,595.78	7.22%
LGS-P-TOU Customer 58	\$ 1,237,093.03	\$ 1,242,882.05	0.47%	\$ 129,677.89	\$ 139,022.88	7.21%
Total						56
Number of customers with impacts						56
% of customers with impacts at or (16.88% RY1, 8.91% RY2, 7.58% F						100%

**Stipulation
Attachment 19
Docket No. 2022-00152**

Customer	Delivery 8/23 Prices	Delivery 1/24 Prices	Delivery % Difference	Bundled 8/23 Prices	Bundled 1/24 Prices	Bundled % Difference
LGS-P-TOU Customer 1	\$ 691,428.85	\$ 708,623.79	2.49%	\$ 2,868,119.89	\$ 2,885,314.83	0.60%
LGS-P-TOU Customer 2	\$ 447,595.90	\$ 458,413.62	2.42%	\$ 1,393,574.22	\$ 1,404,391.94	0.78%
LGS-P-TOU Customer 3	\$ 362,580.76	\$ 371,082.80	2.34%	\$ 496,360.30	\$ 504,862.34	1.71%
LGS-P-TOU Customer 4	\$ 426,499.89	\$ 437,173.69	2.50%	\$ 1,853,589.76	\$ 1,864,263.56	0.58%
LGS-P-TOU Customer 5	\$ 163,020.77	\$ 167,198.57	2.56%	\$ 522,251.20	\$ 526,429.00	0.80%
LGS-P-TOU Customer 6	\$ 275,314.55	\$ 281,888.74	2.39%	\$ 894,154.05	\$ 900,728.24	0.74%
LGS-P-TOU Customer 7	\$ 690,381.29	\$ 707,318.09	2.45%	\$ 2,817,629.80	\$ 2,834,566.60	0.60%
LGS-P-TOU Customer 8	\$ 339,483.63	\$ 347,802.25	2.45%	\$ 1,127,922.70	\$ 1,136,241.32	0.74%
LGS-P-TOU Customer 9	\$ 984,801.16	\$ 1,008,542.25	2.41%	\$ 3,825,881.42	\$ 3,849,622.51	0.62%
LGS-P-TOU Customer 10	\$ 294,899.01	\$ 302,085.25	2.44%	\$ 705,952.04	\$ 713,138.28	1.02%
LGS-P-TOU Customer 11	\$ 524,910.96	\$ 537,755.40	2.45%	\$ 2,337,608.96	\$ 2,350,453.40	0.55%
LGS-P-TOU Customer 12	\$ 350,199.85	\$ 358,815.15	2.46%	\$ 1,221,906.50	\$ 1,230,521.80	0.71%
LGS-P-TOU Customer 13	\$ 302,668.69	\$ 310,037.69	2.43%	\$ 939,686.53	\$ 947,055.53	0.78%
LGS-P-TOU Customer 14	\$ 279,330.49	\$ 286,310.29	2.50%	\$ 1,033,358.12	\$ 1,040,337.92	0.68%
LGS-P-TOU Customer 15	\$ 260,977.09	\$ 267,634.44	2.55%	\$ 884,973.94	\$ 891,631.29	0.75%
LGS-P-TOU Customer 16	\$ 349,029.03	\$ 357,847.36	2.53%	\$ 1,189,157.53	\$ 1,197,975.86	0.74%
LGS-P-TOU Customer 17	\$ 376,142.85	\$ 385,955.58	2.61%	\$ 2,675,534.96	\$ 2,685,347.69	0.37%
LGS-P-TOU Customer 18	\$ 741,462.72	\$ 758,575.09	2.31%	\$ 2,482,406.41	\$ 2,499,518.78	0.69%
LGS-P-TOU Customer 19	\$ 332,242.13	\$ 340,509.07	2.49%	\$ 1,262,781.67	\$ 1,271,048.61	0.65%
LGS-P-TOU Customer 20	\$ 268,629.68	\$ 275,430.70	2.53%	\$ 942,975.40	\$ 949,776.42	0.72%
LGS-P-TOU Customer 21	\$ 563,060.88	\$ 576,833.07	2.45%	\$ 2,340,805.86	\$ 2,354,578.05	0.59%
LGS-P-TOU Customer 22	\$ 443,431.76	\$ 454,372.37	2.47%	\$ 1,621,742.82	\$ 1,632,683.43	0.67%
LGS-P-TOU Customer 23	\$ 250,161.17	\$ 256,363.22	2.48%	\$ 457,829.90	\$ 464,031.95	1.35%
LGS-P-TOU Customer 24	\$ 2,369,010.52	\$ 2,425,801.40	2.40%	\$ 10,538,764.19	\$ 10,595,555.07	0.54%
LGS-P-TOU Customer 25	\$ 262,873.78	\$ 269,466.61	2.51%	\$ 978,615.67	\$ 985,208.50	0.67%
LGS-P-TOU Customer 26	\$ 289,052.79	\$ 296,425.85	2.55%	\$ 881,462.83	\$ 888,835.89	0.84%
LGS-P-TOU Customer 27	\$ 766,885.27	\$ 785,491.83	2.43%	\$ 3,300,797.54	\$ 3,319,404.10	0.56%
LGS-P-TOU Customer 28	\$ 193,385.58	\$ 198,322.88	2.55%	\$ 337,697.85	\$ 342,635.15	1.46%
LGS-P-TOU Customer 29	\$ 239,710.54	\$ 245,841.09	2.56%	\$ 943,284.73	\$ 949,415.28	0.65%
LGS-P-TOU Customer 30	\$ 1,372,014.53	\$ 1,404,971.33	2.40%	\$ 5,704,871.29	\$ 5,737,828.09	0.58%
LGS-P-TOU Customer 31	\$ 669,522.23	\$ 685,817.90	2.43%	\$ 2,576,908.98	\$ 2,593,204.65	0.63%
LGS-P-TOU Customer 32	\$ 206,539.55	\$ 211,860.60	2.58%	\$ 780,457.24	\$ 785,778.29	0.68%
LGS-P-TOU Customer 33	\$ 654,719.06	\$ 670,892.88	2.47%	\$ 2,924,630.33	\$ 2,940,804.15	0.55%
LGS-P-TOU Customer 34	\$ 707,998.36	\$ 725,292.91	2.44%	\$ 2,109,314.26	\$ 2,126,608.81	0.82%
LGS-P-TOU Customer 35	\$ 219,629.42	\$ 225,081.43	2.48%	\$ 350,964.58	\$ 356,416.59	1.55%
LGS-P-TOU Customer 36	#N/A	#N/A	#N/A	#N/A	#N/A	#N/A

Docket No. 2022-00152

Customer	Delivery 8/23 Prices	Delivery 1/24 Prices	Delivery % Difference	Bundled 8/23 Prices	Bundled 1/24 Prices	Bundled % Difference
LGS-P-TOU Customer 37	\$ 4,277.94	\$ 4,976.00	16.32%	\$ 280,110.43	\$ 280,808.49	0.25%
LGS-P-TOU Customer 38	\$ 254,957.90	\$ 261,448.56	2.55%	\$ 1,019,405.80	\$ 1,025,896.46	0.64%
LGS-P-TOU Customer 39	\$ 197,499.38	\$ 202,606.31	2.59%	\$ 532,184.50	\$ 537,291.43	0.96%
LGS-P-TOU Customer 40	\$ 604,872.48	\$ 619,396.00	2.40%	\$ 1,665,604.95	\$ 1,680,128.47	0.87%
LGS-P-TOU Customer 41	\$ 336,797.84	\$ 345,219.17	2.50%	\$ 1,174,487.59	\$ 1,182,908.92	0.72%
LGS-P-TOU Customer 42	\$ 806,498.51	\$ 825,586.79	2.37%	\$ 3,043,600.05	\$ 3,062,688.33	0.63%
LGS-P-TOU Customer 43	\$ 302,921.27	\$ 310,383.72	2.46%	\$ 952,067.05	\$ 959,529.50	0.78%
LGS-P-TOU Customer 44	#N/A	#N/A	#N/A	#N/A	#N/A	#N/A
LGS-P-TOU Customer 45	\$ 120,124.37	\$ 123,200.35	2.56%	\$ 250,416.49	\$ 253,492.47	1.23%
LGS-P-TOU Customer 46	\$ 298,415.21	\$ 303,829.67	1.81%	\$ 402,575.91	\$ 407,990.37	1.34%
LGS-P-TOU Customer 47	\$ 313,811.62	\$ 321,677.91	2.51%	\$ 1,112,513.42	\$ 1,120,379.71	0.71%
LGS-P-TOU Customer 48	\$ 491,434.61	\$ 503,443.68	2.44%	\$ 1,864,205.53	\$ 1,876,214.60	0.64%
LGS-P-TOU Customer 49	\$ 265,856.05	\$ 272,617.06	2.54%	\$ 1,057,932.28	\$ 1,064,693.29	0.64%
LGS-P-TOU Customer 50	\$ 267,440.33	\$ 274,189.29	2.52%	\$ 978,242.56	\$ 984,991.52	0.69%
LGS-P-TOU Customer 51	\$ 400,499.11	\$ 410,130.15	2.40%	\$ 1,105,008.86	\$ 1,114,639.90	0.87%
LGS-P-TOU Customer 52	\$ 432,986.66	\$ 443,585.37	2.45%	\$ 1,204,410.25	\$ 1,215,008.96	0.88%
LGS-P-TOU Customer 53	\$ 285,283.83	\$ 292,314.41	2.46%	\$ 510,523.95	\$ 517,554.53	1.38%
LGS-P-TOU Customer 54	\$ 589,030.97	\$ 603,404.13	2.44%	\$ 2,023,631.05	\$ 2,038,004.21	0.71%
LGS-P-TOU Customer 55	\$ 89,952.43	\$ 92,497.53	2.83%	\$ 288,619.15	\$ 291,164.25	0.88%
LGS-P-TOU Customer 56	\$ 575,220.65	\$ 589,243.73	2.44%	\$ 1,769,732.66	\$ 1,783,755.74	0.79%
LGS-P-TOU Customer 57	\$ 754,930.60	\$ 773,346.42	2.44%	\$ 2,720,101.22	\$ 2,738,517.04	0.68%
LGS-P-TOU Customer 58	\$ 372,605.08	\$ 381,950.07	2.51%	\$ 1,242,882.05	\$ 1,252,227.04	0.75%
Total			56			
Number of customers with impacts			55			
% of customers with impacts at or (16.88% RY1, 8.91% RY2, 7.58% F			98%			

**Stipulation
 Attachment 19
 Docket No. 2022-00152**

Customer	Distribution 1/24 Prices	Distribution 8/24 Prices	Distribution % Difference	Delivery 1/24 Prices	Delivery 8/24 Prices	Delivery % Difference
LGS-P-TOU Customer 1	\$ 255,609.35	\$ 142,043.84	-44.43%	\$ 708,623.79	\$ 590,036.26	-16.73%
LGS-P-TOU Customer 2	\$ 160,898.87	\$ 83,771.89	-47.94%	\$ 458,413.62	\$ 333,598.98	-27.23%
LGS-P-TOU Customer 3	\$ 124,599.54	\$ 63,258.31	-49.23%	\$ 371,082.80	\$ 286,230.48	-22.87%
LGS-P-TOU Customer 4	\$ 156,797.89	\$ 83,850.67	-46.52%	\$ 437,173.69	\$ 358,365.44	-18.03%
LGS-P-TOU Customer 5	\$ 61,558.37	\$ 32,043.71	-47.95%	\$ 167,198.57	\$ 112,587.09	-32.66%
LGS-P-TOU Customer 6	\$ 96,615.94	\$ 54,781.33	-43.30%	\$ 281,888.74	\$ 227,753.96	-19.20%
LGS-P-TOU Customer 7	\$ 250,720.32	\$ 134,731.48	-46.26%	\$ 707,318.09	\$ 571,654.21	-19.18%
LGS-P-TOU Customer 8	\$ 121,872.80	\$ 60,398.56	-50.44%	\$ 347,802.25	\$ 256,300.69	-26.31%
LGS-P-TOU Customer 9	\$ 348,087.58	\$ 177,725.65	-48.94%	\$ 1,008,542.25	\$ 812,766.54	-19.41%
LGS-P-TOU Customer 10	\$ 106,177.16	\$ 30,600.96	-71.18%	\$ 302,085.25	\$ 93,317.77	-69.11%
LGS-P-TOU Customer 11	\$ 188,066.48	\$ 99,665.68	-47.01%	\$ 537,755.40	\$ 443,883.08	-17.46%
LGS-P-TOU Customer 12	\$ 126,302.12	\$ 62,328.85	-50.65%	\$ 358,815.15	\$ 263,491.62	-26.57%
LGS-P-TOU Customer 13	\$ 108,261.48	\$ 58,699.13	-45.78%	\$ 310,037.69	\$ 248,742.49	-19.77%
LGS-P-TOU Customer 14	\$ 102,724.46	\$ 58,249.16	-43.30%	\$ 286,310.29	\$ 239,825.33	-16.24%
LGS-P-TOU Customer 15	\$ 98,422.98	\$ 53,666.26	-45.47%	\$ 267,634.44	\$ 210,312.66	-21.42%
LGS-P-TOU Customer 16	\$ 130,237.16	\$ 69,398.64	-46.71%	\$ 357,847.36	\$ 281,918.87	-21.22%
LGS-P-TOU Customer 17	\$ 144,336.46	#N/A	#N/A	\$ 385,955.58	#N/A	#N/A
LGS-P-TOU Customer 18	\$ 250,612.22	\$ 138,769.20	-44.63%	\$ 758,575.09	\$ 649,308.45	-14.40%
LGS-P-TOU Customer 19	\$ 121,128.00	\$ 63,628.33	-47.47%	\$ 340,509.07	\$ 270,728.08	-20.49%
LGS-P-TOU Customer 20	\$ 100,522.78	\$ 46,794.03	-53.45%	\$ 275,430.70	\$ 171,739.00	-37.65%
LGS-P-TOU Customer 21	\$ 201,949.59	\$ 101,758.38	-49.61%	\$ 576,833.07	\$ 450,627.07	-21.88%
LGS-P-TOU Customer 22	\$ 160,526.59	\$ 78,431.58	-51.14%	\$ 454,372.37	\$ 336,207.70	-26.01%
LGS-P-TOU Customer 23	\$ 92,620.58	\$ 30,422.77	-67.15%	\$ 256,363.22	\$ 80,033.28	-68.78%
LGS-P-TOU Customer 24	\$ 836,374.40	\$ 444,323.88	-46.88%	\$ 2,425,801.40	\$ 2,024,046.08	-16.56%
LGS-P-TOU Customer 25	\$ 96,666.17	\$ 54,802.39	-43.31%	\$ 269,466.61	\$ 227,532.44	-15.56%
LGS-P-TOU Customer 26	\$ 110,570.32	\$ 47,790.59	-56.78%	\$ 296,425.85	\$ 151,182.58	-49.00%
LGS-P-TOU Customer 27	\$ 273,226.41	\$ 146,134.84	-46.52%	\$ 785,491.83	\$ 656,899.55	-16.37%
LGS-P-TOU Customer 28	\$ 73,475.57	\$ 24,057.77	-67.26%	\$ 198,322.88	\$ 59,807.31	-69.84%
LGS-P-TOU Customer 29	\$ 89,994.59	\$ 47,171.43	-47.58%	\$ 245,841.09	\$ 186,323.77	-24.21%
LGS-P-TOU Customer 30	\$ 482,627.00	\$ 89,960.52	-81.36%	\$ 1,404,971.33	\$ 316,718.53	-77.46%
LGS-P-TOU Customer 31	\$ 240,993.66	\$ 130,943.35	-45.67%	\$ 685,817.90	\$ 563,756.80	-17.80%
LGS-P-TOU Customer 32	\$ 78,075.89	\$ 42,839.07	-45.13%	\$ 211,860.60	\$ 168,255.17	-20.58%
LGS-P-TOU Customer 33	\$ 239,171.02	\$ 131,254.62	-45.12%	\$ 670,892.88	\$ 558,662.56	-16.73%
LGS-P-TOU Customer 34	\$ 258,824.99	\$ 141,671.70	-45.26%	\$ 725,292.91	\$ 573,172.93	-20.97%
LGS-P-TOU Customer 35	\$ 80,379.58	\$ 21,394.84	-73.38%	\$ 225,081.43	\$ 57,572.63	-74.42%
LGS-P-TOU Customer 36	#N/A	#N/A	#N/A	#N/A	#N/A	#N/A

Docket No. 2022-00152

Customer	Distribution 1/24 Prices	Distribution 8/24 Prices	Distribution % Difference	Delivery 1/24 Prices	Delivery 8/24 Prices	Delivery % Difference
LGS-P-TOU Customer 37	\$ 10,547.88	\$ 10,641.05	0.88%	\$ 4,976.00	\$ 5,013.13	0.75%
LGS-P-TOU Customer 38	\$ 95,212.25	\$ 52,192.96	-45.18%	\$ 261,448.56	\$ 214,853.60	-17.82%
LGS-P-TOU Customer 39	\$ 75,201.98	\$ 41,767.53	-44.46%	\$ 202,606.31	\$ 162,882.73	-19.61%
LGS-P-TOU Customer 40	\$ 215,132.57	#N/A	#N/A	\$ 619,396.00	#N/A	#N/A
LGS-P-TOU Customer 41	\$ 123,714.76	\$ 64,741.95	-47.67%	\$ 345,219.17	\$ 272,453.70	-21.08%
LGS-P-TOU Customer 42	\$ 279,272.34	\$ 143,106.08	-48.76%	\$ 825,586.79	\$ 663,487.59	-19.63%
LGS-P-TOU Customer 43	\$ 110,137.77	#N/A	#N/A	\$ 310,383.72	#N/A	#N/A
LGS-P-TOU Customer 44	#N/A	#N/A	#N/A	#N/A	#N/A	#N/A
LGS-P-TOU Customer 45	\$ 45,638.09	\$ 29,921.92	-34.44%	\$ 123,200.35	\$ 108,018.40	-12.32%
LGS-P-TOU Customer 46	\$ 80,376.33	\$ 66,577.86	-17.17%	\$ 303,829.67	\$ 289,112.51	-4.84%
LGS-P-TOU Customer 47	\$ 115,461.16	\$ 60,577.49	-47.53%	\$ 321,677.91	\$ 251,174.03	-21.92%
LGS-P-TOU Customer 48	\$ 175,755.16	\$ 90,072.74	-48.75%	\$ 503,443.68	\$ 399,223.44	-20.70%
LGS-P-TOU Customer 49	\$ 99,322.51	\$ 53,171.25	-46.47%	\$ 272,617.06	\$ 214,233.75	-21.42%
LGS-P-TOU Customer 50	\$ 98,936.15	\$ 51,576.86	-47.87%	\$ 274,189.29	\$ 211,188.45	-22.98%
LGS-P-TOU Customer 51	\$ 141,968.10	#N/A	#N/A	\$ 410,130.15	#N/A	#N/A
LGS-P-TOU Customer 52	\$ 157,600.29	\$ 56,471.88	-64.17%	\$ 443,585.37	\$ 195,125.92	-56.01%
LGS-P-TOU Customer 53	\$ 104,943.86	\$ 31,713.34	-69.78%	\$ 292,314.41	\$ 82,966.14	-71.62%
LGS-P-TOU Customer 54	\$ 212,859.53	\$ 115,757.62	-45.62%	\$ 603,404.13	\$ 492,372.84	-18.40%
LGS-P-TOU Customer 55	\$ 37,714.67	\$ 22,632.86	-39.99%	\$ 92,497.53	\$ 69,754.86	-24.59%
LGS-P-TOU Customer 56	\$ 209,272.07	\$ 112,558.85	-46.21%	\$ 589,243.73	\$ 454,415.89	-22.88%
LGS-P-TOU Customer 57	\$ 273,595.78	\$ 134,910.72	-50.69%	\$ 773,346.42	\$ 552,593.98	-28.55%
LGS-P-TOU Customer 58	\$ 139,022.88	\$ 65,627.62	-52.79%	\$ 381,950.07	\$ 245,483.57	-35.73%
Total			52			52
Number of customers with impacts			52			52
% of customers with impacts at or (16.88% RY1, 8.91% RY2, 7.58% F			100%			100%

Docket No. 2022-00152

Customer	Bundled 1/24 Prices	Bundled 8/24 Prices	Bundled % Difference	Distribution 8/24 Prices	Distribution 1/25 Prices	Distribution % Difference	Delivery 8/24 Prices
LGS-P-TOU Customer 37	\$ 280,808.49	\$ 280,845.62	0.01%	\$ 10,641.05	\$ 49,396.42	364.21%	\$ 5,013.13
LGS-P-TOU Customer 38	\$ 1,025,896.46	\$ 979,301.50	-4.54%	\$ 52,192.96	\$ 108,106.02	107.13%	\$ 214,853.60
LGS-P-TOU Customer 39	\$ 537,291.43	\$ 497,567.85	-7.39%	\$ 41,767.53	\$ 100,156.54	139.80%	\$ 162,882.73
LGS-P-TOU Customer 40	\$ 1,680,128.47	#N/A	#N/A	#N/A	#N/A	#N/A	#N/A
LGS-P-TOU Customer 41	\$ 1,182,908.92	\$ 1,110,143.45	-6.15%	\$ 64,741.95	\$ 135,014.47	108.54%	\$ 272,453.70
LGS-P-TOU Customer 42	\$ 3,062,688.33	\$ 2,900,589.13	-5.29%	\$ 143,106.08	\$ 246,615.50	72.33%	\$ 663,487.59
LGS-P-TOU Customer 43	\$ 959,529.50	#N/A	#N/A	#N/A	#N/A	#N/A	#N/A
LGS-P-TOU Customer 44	#N/A	#N/A	#N/A	#N/A	#N/A	#N/A	#N/A
LGS-P-TOU Customer 45	\$ 253,492.47	\$ 238,310.52	-5.99%	\$ 29,921.92	\$ 61,059.95	104.06%	\$ 108,018.40
LGS-P-TOU Customer 46	\$ 407,990.37	\$ 393,273.21	-3.61%	\$ 66,577.86	\$ 128,037.86	92.31%	\$ 289,112.51
LGS-P-TOU Customer 47	\$ 1,120,379.71	\$ 1,049,875.83	-6.29%	\$ 60,577.49	\$ 138,541.65	128.70%	\$ 251,174.03
LGS-P-TOU Customer 48	\$ 1,876,214.60	\$ 1,771,994.36	-5.55%	\$ 90,072.74	\$ 183,819.82	104.08%	\$ 399,223.44
LGS-P-TOU Customer 49	\$ 1,064,693.29	\$ 1,006,309.98	-5.48%	\$ 53,171.25	\$ 118,730.72	123.30%	\$ 214,233.75
LGS-P-TOU Customer 50	\$ 984,991.52	\$ 921,990.68	-6.40%	\$ 51,576.86	\$ 116,517.76	125.91%	\$ 211,188.45
LGS-P-TOU Customer 51	\$ 1,114,639.90	#N/A	#N/A	#N/A	#N/A	#N/A	#N/A
LGS-P-TOU Customer 52	\$ 1,215,008.96	\$ 966,549.51	-20.45%	\$ 56,471.88	\$ 113,402.15	100.81%	\$ 195,125.92
LGS-P-TOU Customer 53	\$ 517,554.53	\$ 308,206.26	-40.45%	\$ 31,713.34	\$ 79,023.07	149.18%	\$ 82,966.14
LGS-P-TOU Customer 54	\$ 2,038,004.21	\$ 1,926,972.92	-5.45%	\$ 115,757.62	\$ 199,380.45	72.24%	\$ 492,372.84
LGS-P-TOU Customer 55	\$ 291,164.25	\$ 268,421.58	-7.81%	\$ 22,632.86	\$ 56,291.80	148.72%	\$ 69,754.86
LGS-P-TOU Customer 56	\$ 1,783,755.74	\$ 1,648,927.90	-7.56%	\$ 112,558.85	\$ 186,463.58	65.66%	\$ 454,415.89
LGS-P-TOU Customer 57	\$ 2,738,517.04	\$ 2,517,764.60	-8.06%	\$ 134,910.72	\$ 226,528.44	67.91%	\$ 552,593.98
LGS-P-TOU Customer 58	\$ 1,252,227.04	\$ 1,115,760.54	-10.90%	\$ 65,627.62	\$ 125,337.49	90.98%	\$ 245,483.57

Total

Number of customers with impacts
 % of customers with impacts at or
 (16.88% RY1, 8.91% RY2, 7.58% F

Docket No. 2022-00152

Customer	Delivery 1/25 Prices	Delivery % Difference	Bundled 8/24 Prices	Bundled 1/25 Prices	Bundled % Difference	Distribution 1/25 Prices	Distribution 8/25 Prices
LGS-P-TOU Customer 37	\$ 43,768.50	773.08%	\$ 280,845.62	\$ 319,600.99	13.80%	\$ 49,396.42	\$ 47,322.04
LGS-P-TOU Customer 38	\$ 270,766.65	26.02%	\$ 979,301.50	\$ 1,035,214.55	5.71%	\$ 108,106.02	\$ 103,848.99
LGS-P-TOU Customer 39	\$ 221,271.73	35.85%	\$ 497,567.85	\$ 555,956.85	11.73%	\$ 100,156.54	\$ 96,199.39
LGS-P-TOU Customer 40	#N/A	#N/A	#N/A	#N/A	#N/A	#N/A	#N/A
LGS-P-TOU Customer 41	\$ 342,726.23	25.79%	\$ 1,110,143.45	\$ 1,180,415.98	6.33%	\$ 135,014.47	\$ 129,760.47
LGS-P-TOU Customer 42	\$ 766,997.01	15.60%	\$ 2,900,589.13	\$ 3,004,098.55	3.57%	\$ 246,615.50	\$ 237,142.54
LGS-P-TOU Customer 43	#N/A	#N/A	#N/A	#N/A	#N/A	#N/A	#N/A
LGS-P-TOU Customer 44	#N/A	#N/A	#N/A	#N/A	#N/A	#N/A	#N/A
LGS-P-TOU Customer 45	\$ 139,156.43	28.83%	\$ 238,310.52	\$ 269,448.55	13.07%	\$ 61,059.95	\$ 58,729.99
LGS-P-TOU Customer 46	\$ 350,572.51	21.26%	\$ 393,273.21	\$ 454,733.21	15.63%	\$ 128,037.86	\$ 123,226.96
LGS-P-TOU Customer 47	\$ 329,138.19	31.04%	\$ 1,049,875.83	\$ 1,127,839.99	7.43%	\$ 138,541.65	\$ 133,069.99
LGS-P-TOU Customer 48	\$ 492,970.52	23.48%	\$ 1,771,994.36	\$ 1,865,741.44	5.29%	\$ 183,819.82	\$ 176,584.73
LGS-P-TOU Customer 49	\$ 279,793.22	30.60%	\$ 1,006,309.98	\$ 1,071,869.45	6.51%	\$ 118,730.72	\$ 114,055.98
LGS-P-TOU Customer 50	\$ 276,129.35	30.75%	\$ 921,990.68	\$ 986,931.58	7.04%	\$ 116,517.76	\$ 111,880.89
LGS-P-TOU Customer 51	#N/A	#N/A	#N/A	#N/A	#N/A	#N/A	#N/A
LGS-P-TOU Customer 52	\$ 252,056.19	29.18%	\$ 966,549.51	\$ 1,023,479.78	5.89%	\$ 113,402.15	\$ 109,462.69
LGS-P-TOU Customer 53	\$ 130,275.88	57.02%	\$ 308,206.26	\$ 355,516.00	15.35%	\$ 79,023.07	\$ 76,266.94
LGS-P-TOU Customer 54	\$ 575,995.68	16.98%	\$ 1,926,972.92	\$ 2,010,595.76	4.34%	\$ 199,380.45	\$ 192,251.65
LGS-P-TOU Customer 55	\$ 103,413.80	48.25%	\$ 268,421.58	\$ 302,080.52	12.54%	\$ 56,291.80	\$ 54,058.53
LGS-P-TOU Customer 56	\$ 528,320.61	16.26%	\$ 1,648,927.90	\$ 1,722,832.62	4.48%	\$ 186,463.58	\$ 180,203.62
LGS-P-TOU Customer 57	\$ 644,211.69	16.58%	\$ 2,517,764.60	\$ 2,609,382.31	3.64%	\$ 226,528.44	\$ 218,749.84
LGS-P-TOU Customer 58	\$ 305,193.45	24.32%	\$ 1,115,760.54	\$ 1,175,470.42	5.35%	\$ 125,337.49	\$ 120,914.65

Total

Number of customers with impacts
 % of customers with impacts at or
 (16.88% RY1, 8.91% RY2, 7.58% F

Docket No. 2022-00152

Customer	Distribution % Difference	Delivery 1/25 Prices	Delivery 8/25 Prices	Delivery % Difference	Bundled 1/25 Prices	Bundled 8/25 Prices	Bundled % Difference
LGS-P-TOU Customer 37	-4.20%	\$ 43,768.50	\$ 41,694.11	-4.74%	\$ 319,600.99	\$ 317,526.60	-0.65%
LGS-P-TOU Customer 38	-3.94%	\$ 270,766.65	\$ 266,509.62	-1.57%	\$ 1,035,214.55	\$ 1,030,957.52	-0.41%
LGS-P-TOU Customer 39	-3.95%	\$ 221,271.73	\$ 217,314.59	-1.79%	\$ 555,956.85	\$ 551,999.71	-0.71%
LGS-P-TOU Customer 40	#N/A	#N/A	#N/A	#N/A	#N/A	#N/A	#N/A
LGS-P-TOU Customer 41	-3.89%	\$ 342,726.23	\$ 337,472.22	-1.53%	\$ 1,180,415.98	\$ 1,175,161.97	-0.45%
LGS-P-TOU Customer 42	-3.84%	\$ 766,997.01	\$ 757,524.04	-1.24%	\$ 3,004,098.55	\$ 2,994,625.58	-0.32%
LGS-P-TOU Customer 43	#N/A	#N/A	#N/A	#N/A	#N/A	#N/A	#N/A
LGS-P-TOU Customer 44	#N/A	#N/A	#N/A	#N/A	#N/A	#N/A	#N/A
LGS-P-TOU Customer 45	-3.82%	\$ 139,156.43	\$ 136,826.47	-1.67%	\$ 269,448.55	\$ 267,118.59	-0.86%
LGS-P-TOU Customer 46	-3.76%	\$ 350,572.51	\$ 345,761.61	-1.37%	\$ 454,733.21	\$ 449,922.31	-1.06%
LGS-P-TOU Customer 47	-3.95%	\$ 329,138.19	\$ 323,666.53	-1.66%	\$ 1,127,839.99	\$ 1,122,368.33	-0.49%
LGS-P-TOU Customer 48	-3.94%	\$ 492,970.52	\$ 485,735.43	-1.47%	\$ 1,865,741.44	\$ 1,858,506.35	-0.39%
LGS-P-TOU Customer 49	-3.94%	\$ 279,793.22	\$ 275,118.48	-1.67%	\$ 1,071,869.45	\$ 1,067,194.71	-0.44%
LGS-P-TOU Customer 50	-3.98%	\$ 276,129.35	\$ 271,492.48	-1.68%	\$ 986,931.58	\$ 982,294.71	-0.47%
LGS-P-TOU Customer 51	#N/A	#N/A	#N/A	#N/A	#N/A	#N/A	#N/A
LGS-P-TOU Customer 52	-3.47%	\$ 252,056.19	\$ 248,116.73	-1.56%	\$ 1,023,479.78	\$ 1,019,540.32	-0.38%
LGS-P-TOU Customer 53	-3.49%	\$ 130,275.88	\$ 127,519.75	-2.12%	\$ 355,516.00	\$ 352,759.87	-0.78%
LGS-P-TOU Customer 54	-3.58%	\$ 575,995.68	\$ 568,866.87	-1.24%	\$ 2,010,595.76	\$ 2,003,466.95	-0.35%
LGS-P-TOU Customer 55	-3.97%	\$ 103,413.80	\$ 101,180.53	-2.16%	\$ 302,080.52	\$ 299,847.25	-0.74%
LGS-P-TOU Customer 56	-3.36%	\$ 528,320.61	\$ 522,060.65	-1.18%	\$ 1,722,832.62	\$ 1,716,572.66	-0.36%
LGS-P-TOU Customer 57	-3.43%	\$ 644,211.69	\$ 636,433.10	-1.21%	\$ 2,609,382.31	\$ 2,601,603.72	-0.30%
LGS-P-TOU Customer 58	-3.53%	\$ 305,193.45	\$ 300,770.61	-1.45%	\$ 1,175,470.42	\$ 1,171,047.58	-0.38%

Total

Number of customers with impacts
 % of customers with impacts at or
 (16.88% RY1, 8.91% RY2, 7.58% F)

Stipulation
Attachment 19
Docket No. 2022-00152

Central Maine Power Company
7/2022 IGS-S-TOU Delivery & Supply Rates

	Distribution Rates 7/1/2022	ELP Assessment 1/1/2023	EMT Assessment 7/1/2022	Stranded Cost Rates 7/1/2022	Transmission Rates 1/1/2023
<u>IGS-S-TOU</u>					
Service Charge - Single Phase					
Service Charge - Three Phase	147.19	-	-	-	-
kW-On Peak All Other	2.18	-	-	(0.02)	13.38
kW-Shoulder All Other	2.18	-	-	(0.02)	-
kW-Off Peak All Other					
kW-On Peak July and August	2.62	-	-	(0.02)	13.38
kW-Shoulder July and August	2.62	-	-	(0.02)	-
kW-Off Peak July and August					
KWH	-	0.001468	0.004494	(0.009123)	-
KVAR	1.15	-	-	-	-
<u>IGS-P-TOU</u>					
Service Charge - Single Phase					
Service Charge - Three Phase	214.24	-	-	-	-
kW-On Peak All Other	2.91	-	-	(0.01)	12.73
kW-Shoulder All Other	2.91	-	-	(0.01)	-
kW-Off Peak All Other					
kW-On Peak July and August	3.49	-	-	(0.01)	12.73
kW-Shoulder July and August	3.49	-	-	(0.01)	-
kW-Off Peak July and August					
KWH	-	0.001468	0.004494	(0.007293)	-
KVAR	1.12	-	-	-	-
<u>LGS-S-TOU</u>					
Service Charge - Single Phase					
Service Charge - Three Phase	734.28	-	-	-	-
kW-On Peak All Other	2.79	-	-	(0.01)	14.55
kW-Shoulder All Other	2.79	-	-	(0.01)	-
kW-Off Peak All Other					
kW-On Peak July and August	3.35	-	-	(0.01)	14.55
kW-Shoulder July and August	3.35	-	-	(0.01)	-
kW-Off Peak July and August					
KWH	-	0.001468	0.004494	(0.007030)	-
KVAR	1.38	-	-	-	-
<u>LGS-P-TOU</u>					

Service Charge - Single Phase					
Service Charge - Three Phase	778.45	-	-	-	-
kW-On Peak All Other	3.00	-	-	(0.01)	14.42
kW-Shoulder All Other	3.00	-	-	(0.01)	-
kW-Off Peak All Other					
kW-On Peak July and August	3.60	-	-	(0.01)	14.42
kW-Shoulder July and August	3.60	-	-	(0.01)	-
kW-Off Peak July and August					
KWH	-	0.001468	0.004494	(0.007771)	-
KVAR	1.05	-	-	-	-

Total Rates Effective 1/1/2023	Non-D Rates 7/1/2022	Jul-22 Distribution Base Rates	A Jul-22 Distribution One-Year Adjustments	B Jul-22 Distribution 100 BP Yrly Impact	A - B	Jul-22 Distribution RDM Adjustments
147.19	-	114.79	32.40	2.73	29.67	-
16.40	14.22	1.75	0.49	0.04	0.45	(0.06)
2.16	(0.02)	1.75	0.49	0.04	0.45	(0.06)
16.84	14.22	2.10	0.59	0.05	0.54	(0.07)
2.60	(0.02)	2.10	0.59	0.05	0.54	(0.07)
(0.003747)	(0.003747)					
1.15	-	0.96	0.34	0.05	0.29	(0.15)
214.24	-	167.08	47.16	3.98	43.18	-
16.60	13.69	2.34	0.66	0.05	0.61	(0.09)
2.90	(0.01)	2.34	0.66	0.05	0.61	(0.09)
17.18	13.69	2.81	0.79	0.06	0.73	(0.11)
3.48	(0.01)	2.81	0.79	0.06	0.73	(0.11)
(0.001917)	(0.001917)					
1.12	-	0.87	0.25	0.08	0.17	-
734.28	-	572.65	161.63	13.64	147.99	-
17.17	14.38	2.24	0.63	0.05	0.58	(0.08)
2.78	(0.01)	2.24	0.63	0.05	0.58	(0.08)
17.73	14.38	2.69	0.76	0.06	0.70	(0.10)
3.34	(0.01)	2.69	0.76	0.06	0.70	(0.10)
(0.001654)	(0.001654)					
1.38	-	1.18	0.38	0.12	0.26	(0.18)

778.45	-	607.10	171.35	14.46	156.89	-
18.23	15.23	2.41	0.68	0.06	0.62	(0.09)
2.99	(0.01)	2.41	0.68	0.06	0.62	(0.09)
18.83	15.23	2.89	0.82	0.07	0.75	(0.11)
3.59	(0.01)	2.89	0.82	0.07	0.75	(0.11)
(0.002395)	(0.002395)					
1.05	-	0.85	0.23	(0.01)	0.24	(0.03)

From PUC Website
Medium Non-RES

22-Jan	\$	0.220546
22-Feb	\$	0.208424
22-Mar	\$	0.133614
22-Apr	\$	0.091744
22-May	\$	0.076208
22-Jun	\$	0.078062
22-Jul	\$	0.088282
22-Aug	\$	0.085798
22-Sep	\$	0.079648
22-Oct	\$	0.080576
22-Nov	\$	0.098722
22-Dec	\$	0.129540
Average	\$	0.114264



Stipulation
Attachment 19
Docket No. 2022-00152



Central Maine Power Company
7/2022 IGS-P-TOU Delivery & Supply Rates

	Distribution Rates 7/1/2022	ELP Assessment 1/1/2023	EMT Assessment 7/1/2022	Stranded Cost Rates 7/1/2022	Transmission Rates 1/1/2023
<u>IGS-P-TOU</u>					
Service Charge - Single Phase					
Service Charge - Three Phase	214.24	-	-	-	-
kW-On Peak All Other	2.91	-	-	(0.01)	12.73
kW-Shoulder All Other	2.91	-	-	(0.01)	-
kW-Off Peak All Other					
kW-On Peak July and August	3.49	-	-	(0.01)	12.73
kW-Shoulder July and August	3.49	-	-	(0.01)	-
kW-Off Peak July and August					
KWH	-	0.001468	0.004494	(0.007293)	-
KVAR	1.12	-	-	-	-

Total Rates Effective 1/1/2023	Non-D Rates 7/1/2022	Jul-22 Distribution Base Rates	A Jul-22 Distribution One-Year Adjustments	B Jul-22 Distribution 100 BP Yrly Impact	A - B	Jul-22 Distribution RDM Adjustments
214.24	-	167.08	47.16	3.98	43.18	-
16.60	13.69	2.34	0.66	0.05	0.61	(0.09)
2.90	(0.01)	2.34	0.66	0.05	0.61	(0.09)
17.18	13.69	2.81	0.79	0.06	0.73	(0.11)
3.48	(0.01)	2.81	0.79	0.06	0.73	(0.11)
(0.001917)	(0.001917)					
1.12	-	0.87	0.25	0.08	0.17	-

From PUC Website
Medium Non-RES

22-Jan	\$ 0.220546
22-Feb	\$ 0.208424
22-Mar	\$ 0.133614
22-Apr	\$ 0.091744
22-May	\$ 0.076208
22-Jun	\$ 0.078062
22-Jul	\$ 0.088282
22-Aug	\$ 0.085798
22-Sep	\$ 0.079648
22-Oct	\$ 0.080576
22-Nov	\$ 0.098722
22-Dec	\$ 0.129540
Average	\$0.114264



Stipulation
Attachment 19
Docket No. 2022-00152



Central Maine Power Company
7/2022 LGS-S-TOU Delivery & Supply Rates

	Distribution Rates 7/1/2022	ELP Assessment 1/1/2023	EMT Assessment 7/1/2022	Stranded Cost Rates 7/1/2022	Transmission Rates 1/1/2023
<u>LGS-S-TOU</u>					
Service Charge - Single Phase					
Service Charge - Three Phase	734.28	-	-	-	-
kW-On Peak All Other	2.79	-	-	(0.01)	14.55
kW-Shoulder All Other	2.79	-	-	(0.01)	-
kW-Off Peak All Other					
kW-On Peak July and August	3.35	-	-	(0.01)	14.55
kW-Shoulder July and August	3.35	-	-	(0.01)	-
kW-Off Peak July and August					
KWH	-	0.001468	0.004494	(0.007030)	-
KVAR	1.38	-	-	-	-

<u>Total Rates Effective 1/1/2023</u>	<u>Non-D Rates 7/1/2022</u>	<u>Jul-22 Distribution Base Rates</u>	<u>A Jul-22 Distribution One-Year Adjustments</u>	<u>B Jul-22 Distribution 100 BP Yrly Impact</u>	<u>A - B</u>	<u>Jul-22 Distribution RDM Adjustments</u>
734.28	-	572.65	161.63	13.64	147.99	-
17.17	14.38	2.24	0.63	0.05	0.58	(0.08)
2.78	(0.01)	2.24	0.63	0.05	0.58	(0.08)
17.73	14.38	2.69	0.76	0.06	0.70	(0.10)
3.34	(0.01)	2.69	0.76	0.06	0.70	(0.10)
(0.001654)	(0.001654)					
1.38	-	1.18	0.38	0.12	0.26	(0.18)

From PUC Website
Medium Non-RES

22-Jan	\$	0.220546
22-Feb	\$	0.208424
22-Mar	\$	0.133614
22-Apr	\$	0.091744
22-May	\$	0.076208
22-Jun	\$	0.078062
22-Jul	\$	0.088282
22-Aug	\$	0.085798
22-Sep	\$	0.079648
22-Oct	\$	0.080576
22-Nov	\$	0.098722
22-Dec	\$	0.129540
Average	\$	0.114264



Stipulation
Attachment 19
Docket No. 2022-00152

Central Maine Power Company
7/2022 LGS-P-TOU Delivery & Supply Rates

	Distribution Rates 7/1/2022	ELP Assessment 1/1/2023	EMT Assessment 7/1/2022	Stranded Cost Rates 7/1/2022	Transmission Rates 1/1/2023
<u>LGS-P-TOU</u>					
Service Charge - Single Phase					
Service Charge - Three Phase	778.45	-	-	-	-
kW-On Peak All Other	3.00	-	-	(0.01)	14.42
kW-Shoulder All Other	3.00	-	-	(0.01)	-
kW-Off Peak All Other					
kW-On Peak July and August	3.60	-	-	(0.01)	14.42
kW-Shoulder July and August	3.60	-	-	(0.01)	-
kW-Off Peak July and August					
KWH	-	0.001468	0.004494	(0.007771)	-
KVAR	1.05	-	-	-	-

<u>Total Rates Effective 1/1/2023</u>	<u>Non-D Rates 7/1/2022</u>	<u>Jul-22 Distribution Base Rates</u>	<u>A Jul-22 Distribution One-Year Adjustments</u>	<u>B Jul-22 Distribution 100 BP Yrly Impact</u>	<u>A - B</u>	<u>Jul-22 Distribution RDM Adjustments</u>
778.45	-	607.10	171.35	14.46	156.89	-
18.23	15.23	2.41	0.68	0.06	0.62	(0.09)
2.99	(0.01)	2.41	0.68	0.06	0.62	(0.09)
18.83	15.23	2.89	0.82	0.07	0.75	(0.11)
3.59	(0.01)	2.89	0.82	0.07	0.75	(0.11)
(0.002395)	(0.002395)					
1.05	-	0.85	0.23	(0.01)	0.24	(0.03)

From PUC Website
Medium Non-RES

22-Jan	\$ 0.220546
22-Feb	\$ 0.208424
22-Mar	\$ 0.133614
22-Apr	\$ 0.091744
22-May	\$ 0.076208
22-Jun	\$ 0.078062
22-Jul	\$ 0.088282
22-Aug	\$ 0.085798
22-Sep	\$ 0.079648
22-Oct	\$ 0.080576
22-Nov	\$ 0.098722
22-Dec	\$ 0.129540
Average	\$0.114264

STATE OF MAINE
PUBLIC UTILITIES COMMISSION

Docket No. 2022-00152

May 31, 2023

CENTRAL MAINE POWER COMPANY,
Request for Approval of Distribution Rate
Increase and Rate Design Changes Pursuant
To 35-A M.R.S. § 307

STIPULATION

STIPULATION

Table of Contents

I. INTRODUCTION.....	1
II. PURPOSE	1
III. PROCEDURAL BACKGROUND	2
A. Initial Filing	2
B. Intervenor	3
C. CMP Supplemental Filing.....	3
D. Consolidation of Records.....	4
E. Bench Analysis and Intervenor Testimony	4
F. Customer Notice Sufficiency	6
G. OPA’s Motion to Dismiss.....	7
H. CMP Rebuttal Testimony	8
I. Reply Bench Analysis and Intervenor Surrebuttal Testimony	8
J. Discovery and Hearings.....	9
K. Settlement Process	9
IV. RECOMMENDED APPROVALS AND FINDINGS	10
A. Distribution Revenue Requirement.....	10
Revenue Increase	10
O&M Expense	11
Depreciation.....	13
Income Tax Matters	13
Rate Base	14
Capital Adjustment Mechanisms and Related Investments.....	15
Cost of Capital	16
Deferrals.....	16
B. Rate Plan Terms	16
Stay Out	16
Service Quality Indicators.....	17
SQI Revenue Adjustment Mechanism.....	18
Annual and Quarterly Reports and Customer Report Card	21
Earnings Sharing.....	22

C.	Storm Cost Recovery Mechanism	23
	Storm Cost Recovery Mechanism	23
D.	Revenue Decoupling Mechanism	24
	RDM Continuation.....	24
	RDM Calculation Changes	24
E.	Annual Compliance Filing Process and Other Reconciliation Mechanisms	24
	Annual Compliance Filing Process and Timing	24
	Additional ACF Reconciliations.....	25
	Tax Basis Repairs Reconciliation	26
	Hyper Inflation Reconciliation	26
F.	Revenue Allocation.....	27
G.	Rate Design.....	27
	Fixed Service Charge for the Residential Customer Classes.....	27
	Fixed Service Charge for the SGS Customer Classes	27
	Time-of-Use Rates	28
	Expedited Rate Design Follow-On Proceeding:	29
	Methodology for Calculating Rates for MGS, IGS & LGS TOU Customer Classes	31
	Consideration of Extension of Electric Technology Rate.....	32
	Rate Design Attachments.....	32
H.	International Financial Reporting Standards (“IFRS”) Deferral Accounting	32
I.	Compliance and Reporting Obligations.....	33
J.	Augusta General Office Lease	34
V.	ADDITIONAL STIPULATION TERMS.....	34

- Attachment 1: Distribution Revenue Increases and Bills Impacts Summary
- Attachment 2: Revenue Requirement Calculations
- Attachment 3: Vegetation Management Costs
- Attachment 4: Rate Case Expense Calculation
- Attachment 5: Depreciation Accrual Rates
- Attachment 6: Tax Basis Repairs Deduction Reconciliation
- Attachment 7: Deferrals
- Attachment 8: SQI Revenue Adjustment Mechanism
- Attachment 9: Annual and Quarterly Reports and Customer Report Card Matrix
- Attachment 10: Earnings Sharing Mechanism Calculation
- Attachment 11: RDM Customer Growth Target Calculation
- Attachment 12: Plant Additions Reconciliation Calculation
- Attachment 13: Hyper Inflation Reconciliation Calculation
- Attachment 14: Revenue Allocation Calculation
- Attachment 15: July 1, 2023, January 1, 2024, July 1, 2024, and January 1, 2025 Distribution Rates by Service Class
- Attachment 16: Residential Rate Design and Bill Impacts (distribution, delivery, bundled)
- Attachment 17: SGS Rate Design and Bill Impacts (distribution, delivery, bundled)
- Attachment 18: MGS Rate Design and Bill Impacts (distribution, delivery, bundled) with TOU Rate Design Modifications
- Attachment 19: IGS and LGS Rate Design and Bill Impacts (distribution, delivery, bundled) with TOU Rate Design Modifications

Central Maine Power Company (“CMP” or the “Company”), the Maine Office of Public Advocate (“OPA”), Efficiency Maine Trust (“EMT”), AARP Maine (“AARP”), Competitive Energy Services (“CES”), Walmart Inc. (“Walmart”), International Brotherhood of Electrical Workers Local Union #1837 (“IBEW”), and Nicholas Alexander (collectively referred to as the “Parties”), agree and stipulate as follows:

I. INTRODUCTION

This Stipulation is the result of extensive settlement negotiations between the Parties and the Commission Staff (“Staff”). The Parties, with the support of the Staff, recommend that the Commission approve the provisions set forth below.

II. PURPOSE

The purpose of this Stipulation is to achieve an agreed upon resolution of CMP’s request in this Docket for an increase in distribution rates. The Parties agree that CMP shall operate under a two-year rate plan (“Rate Plan”), with a term of July 1, 2023 through June 30, 2025 (the “Rate Plan Term”), and its distribution revenue requirement during the Rate Plan shall be increased through four increases of \$16.75 million on July 1, 2023, January 1, 2024, July 1, 2024 and January 1, 2025. The agreed upon provisions of the Rate Plan and other approvals and findings are provided in Section IV below.

This Stipulation also resolves all issues related to the rate design for CMP’s residential, commercial and industrial customer classes. The Parties agree that there shall be no increase to the fixed residential service charge for Rate A and Rate A-TOU customers during the Rate Plan Term. The Company will promptly commence an Expedited Rate Design Follow-On Proceeding to examine current residential rate options and results and develop residential customer rate design options, including Rate A-TOU that promote beneficial electrification and the efficient use of the distribution system through a collaborative process between the Parties, Staff and

other interested third parties. Additionally, the Parties, with Staff's support, agree that the TOU periods for the Company's commercial and industrial classes and the rate designs for the MGS, IGS and LGS TOU customer classes shall be modified effective as of January 1, 2025, after the Company completes upgrades to its metering and billing systems, as set forth in Section IV.G. of this Stipulation.

The undersigned Parties hereby agree that the rates resulting from this Stipulation are just and reasonable pursuant to 35-A M.R.S. §§ 103-A, 301, 3153-A, 3172, and 3195 and comply with the requirements of Chapter 120 of the Commission's Rules.

The provisions agreed to herein have been reached as a result of a fair, open, and transparent settlement process based on information presented in this proceeding and gathered through discovery and discussions among the Parties and the Staff. The Parties to this Stipulation represent a broad spectrum of interests and constitute the majority of the active participants in the proceeding.

III. PROCEDURAL BACKGROUND

A. Initial Filing

1. On May 26, 2022, CMP filed its Rate Case Filing Notice in this Docket. This Filing Notice was later updated on June 7, 2022.

2. On August 11, 2022, CMP filed its Initial Filing, consisting of pre-filed testimony from 15 witness panels as well as the information required under Chapter 120 of the Commission's rules. CMP's Initial Filing proposed a three-year rate plan, with increases to the Company's distribution revenue requirement of \$47.7 million, \$27.7 million, and \$23.4 million over the three year term, with a total bill impact of 4.1% in the first year, and bill increases of 2% or less in the second and third years. The Company requested that the first distribution rate

increase go into effect on May 10, 2023. The proposed rate increases were based on a cost of capital reflecting a 10.20% return on equity (“ROE”) and a common equity ratio of 50% and CMP’s forecast of capital investments during the rate plan term based on the Company’s Capital Investment Plan for 2023 through 2026. The Company’s Initial Filing also requested approval for Capital Adjustment Mechanisms for six proposed capital investment projects or programs, which, if approved and implemented, would have resulted in further rate increases.

B. Intervenor

3. On August 5, 2022, the Hearing Examiners issued a Notice of Proceeding that provided customers and other interested parties an opportunity to intervene. Numerous parties filed petitions to intervene in the proceeding, all of which were granted in Procedural Orders dated August 22, 2022, September 2, 2022, and September 12, 2022.

4. Intervenors in this proceeding include the OPA, CES, Darien Sawyer, Industrial Energy Consumer Group (“IECG”), Governor’s Energy Office (“GEO”), Acadia Center, Conservation Law Foundation (“CLF”), Walmart, Natural Resources Council of Maine (“NRCM”), ChargePoint, Inc., EMT, Andrew Kessler, Nicolas Alexander, AARP, IBEW, and Our Power (hereinafter collectively referred to as the Intervenors).

C. CMP Supplemental Filing

5. On September 9, 2022, CMP filed updated versions of certain testimony and exhibits. To permit more time for consideration of the Company’s case, this update modified the rate effective date for the first rate change to August 1, 2023 and set the rate years as August 1, 2023 to July 31, 2024, August 1, 2024 to July 31, 2025, and August 1, 2025 to July 31, 2026. This update requested rate increases of \$51.2 million, \$27.6 million, and \$23.0 million for these rate years.

D. Consolidation of Records

6. On October 10, 2022, the Commission consolidated the record of the Investigation of Central Maine Power Company Management Issues and Related Ratemaking and Performance Incentive Mechanisms (Docket No. 2022-00038) (hereinafter the “CMP Management Investigation”) into this Docket. These record materials helped inform the resolution of the issues in this proceeding as set forth in this Stipulation. Docket No. 2022-00038 was subsequently closed on February 7, 2023.

E. Bench Analysis and Intervenor Testimony

7. On December 2, 2022, CES, the OPA, AARP, GEO, Walmart, and EMT filed direct testimony on the Company’s proposed revenue requirement, three-year rate plan, revenue allocation and rate design proposals. On December 5, 2022, the Staff filed a Bench Analysis addressing many aspects of the Company’s initial filing.

8. In the Bench Analysis, the Staff expressed concerns regarding the overall level of capital spending proposed by CMP and pre-approving three years of rate increases without appropriate guardrails to ensure customers receive the benefits of the increased spending. The Bench Analysis did not oppose the implementation of a three-year rate plan but requested that the Company provide in its rebuttal quantitative reliability and customer service metrics, as well as quantifiable means to verify that CMP spends the increased revenue requirement in the areas proposed and on projects that provide maximum value to customers. The Bench Analysis opposed the Company’s requested Capital Adjustment Mechanisms. The Bench Analysis also provided reports from a cost of capital witness who recommended an allowed ROE of 9.0% and a common equity ratio of 50% and a depreciation witness who advocated for use of a different methodology for the determination of the depreciation rates for net salvage.

9. In its direct case, the OPA opposed Commission approval of a multi-year rate plan and advocated that CMP's distribution revenue requirement should be calculated by use of the "attrition technique" whereby plant additions are forecast by reference to the historical compound average growth rate for plant additions during the previous five years, rather than by reference to the Company's Capital Investment Plan. The OPA opposed approval of the Company's proposed Capital Adjustment Mechanisms and recommended an ROE of 8.79% and common equity ratio of 47%.

10. The other intervening parties asserted various positions regarding aspects of the Company's case. Among other issues, CES advocated for an allowed ROE of 9.10%, rejection of the Company's proposed Capital Adjustment Mechanism for two battery energy storage systems ("BESS"), and implementation of the Company's grid model enhancement project ("GMEP") at the Company's expense. Among other issues, AARP recommended that the Commission reject the Company's request for a three year rate plan, approve the lowest ROE that is legally defensible given recent increases in the total cost of electricity for CMP customers, reject certain of the Company's proposed grid modernization, beneficial electrification, clean energy transition and customer service related proposals, opposed any increase to the residential fixed customer charge, and recommended a rate increase at the minimal level of investment needed to ensure reliability of service and customer service. Among other issues, the GEO recommended against approval of the Company's requested three-year rate plan, advocating instead for the Commission to establish a comprehensive framework for performance based regulation before approving any multi-year rate plan and offered recommendations regarding certain of the Company's proposed capital investments and Capital Adjustment Mechanisms. Among other issues, Walmart advocated against the Company's proposed Capital Adjustment

Mechanisms and the Company's requested ROE. EMT offered recommendations and opinions on certain of the Company's proposals for grid modernization and beneficial electrification.

F. Customer Notice Sufficiency

11. On November 23, 2022, the Staff issued a Procedural Order Seeking Comments on Notice Sufficiency seeking briefs from CMP, the OPA, and other parties on whether revenue requirement increases granted to CMP in this case should be restricted to no more than what CMP described in its original notice to customers sent in August 2023 or whether CMP should be directed to send to its customers an updated notice that reflected the potential rate impacts of the Company's proposed Capital Adjustment Mechanisms.

12. CMP filed its brief on December 6, 2022, asserting that CMP's customer notice complied with all requirements of Chapter 110 and that nothing in Chapter 110 specifies that amounts stated in the notice constitute a binding cap on the revenues the utility may ultimately be allowed.

13. The OPA filed a responding brief on December 20, 2022, arguing that the customer notice was insufficient and requesting that the Commission require CMP to issue a new customer notice at shareholder expense.

14. On February 21, 2023, the Commission issued an Order regarding Sufficiency of Customer Notice directing CMP to send to customers an additional notice that provided a complete description of the revenue requirements proposed by CMP in its rebuttal testimony, including the amounts associated with the proposed Capital Adjustment Mechanisms, as well as the estimated bill impact for CMP's average residential customer.

15. On March 10, 2023, CMP subsequently sent the additional notice by email to those customers that have authorized electronic communications, and on or about March 17, 2023, the Company mailed the additional notice to the remaining customers.

G. OPA’s Motion to Dismiss

16. On January 20, 2023, the OPA filed a Motion to Dismiss arguing that CMP’s evidence regarding its proposed multi-year rate plan, including its proposed Capital Adjustment Mechanisms do not satisfy the Commission’s standards for cost-of-service or incentive ratemaking, and thus these portions of CMP’s rate request were not just and reasonable as a matter of law.

17. CMP filed its Opposition to the Motion to Dismiss on February 24, 2023, arguing that there was no basis to dismiss CMP’s proposed multi-year rate plan or Capital Adjustment Mechanisms as CMP’s testimony and supporting evidence meet the Company’s evidentiary burden to establish that the Company’s Rate Plan and Capital Adjustment Mechanisms fit squarely within the Commission’s broad ratemaking authority under 35-A M.R.S. § 3195 (“Section 3195”) to approve rate-adjustment mechanisms, further the objectives of incentive ratemaking, and will result in just and reasonable rates over the term of the proposed rate plan.

18. On March 3, 2023, IECG also filed a Response to the OPA’s Motion to Dismiss supporting a multi-year rate plan, and the OPA filed Reply Comments to CMP’s Opposition to the Motion to Dismiss.

19. CMP and the OPA filed a letter on March 13, 2023, jointly requesting that the Commission stay consideration of the OPA’s Motion to Dismiss while parties explored settlement.

H. CMP Rebuttal Testimony

20. CMP, the OPA and AARP filed rebuttal testimony on February 7, 2022. In its rebuttal case, the Company responded to various recommendations offered by the Staff and intervening parties and presented proposals to address the concerns raised with respect to its requested three-year rate plan. These proposals included the adoption of reliability- and customer service-related Service Quality Indicators (“SQIs”), a downward only revenue adjustment mechanism tied to SQI performance, enhanced performance reporting and customer report card and an earnings sharing mechanism. The OPA’s rebuttal testimony responded to the Bench Analysis’s support for higher residential fixed service charges. AARP’s rebuttal testimony responded to the OPA and the Bench Analysis with respect to CMP’s costs associated with upgrading its billing and metering system to offer TOU or other rate design options and various TOU rate proposals. AARP also identified the lack of data with respect to current and proposed rate design options for residential customers that should be examined prior to any significant rate design changes in this proceeding.

I. Reply Bench Analysis and Intervenor Surrebuttal Testimony

21. On April 6, 2023, the Staff filed a Reply Bench Analysis and the OPA, AARP, CES, EMT, and GEO filed Surrebuttal testimony.

22. In the Reply Bench Analysis, the Staff expressed openness to approval of CMP’s proposed three-year rate plan and the calculation of the Company’s revenue requirement by reference to the Company’s Capital Investment Plan, but recommended adoption of more stringent SQIs and an alternative SQI revenue adjustment mechanism with greater financial exposure for the Company.

23. In its Surrebuttal testimony, the OPA maintained its opposition to CMP's requested multi-year rate plan and its position that plant additions used to calculate the Company's revenue requirement should be calculated based on the attrition technique, not the Company's Capital Investment Plan. The OPA's recommended ROE increased to 9.10%, but its recommended common equity ratio remained at 47%.

24. In its Surrebuttal testimony, AARP responded to CMP's rebuttal testimony with regard to the Company's recommendation to increase the residential fixed customer charge and provided evidence of AARP's justification for the potential adverse impacts on low income residential customers if the fixed customer charge is increased.

J. Discovery and Hearings

25. Written discovery was conducted and technical conferences were held after nearly every phase of testimony. Overall, CMP answered over 1,450 data requests. Staff and other parties responded to over 350 data requests. Over 11 technical conferences were conducted.

26. Public witness hearings were held on April 4, 2023, in Lewiston, April 6, 2023, in Hallowell, and April 11, 2023, in Saco. Approximately 45 people testified at these hearings. Most testifying witnesses opposed CMP's proposed rate increases.

27. Over 80 public comments have been filed in the Commission's case management system in this proceeding, mostly by individual customers. Most public comments opposed CMP's proposed rate increases.

K. Settlement Process

28. The first settlement conference was held on March 30, 2023. No party opposed Staff's participation in this and subsequent settlement conferences. Subsequent settlement conferences were held among the Staff and the Parties on April 21, May 3, 4, 9, 11, 15, 17, 19,

23, 30 and 31, 2023. Each of these settlement conferences were noticed by the Hearing Examiners, and all parties had the opportunity to participate in person or by remote access.

29. As a result of these settlement discussions, the Parties have resolved the revenue requirement, rate plan and revenue allocation portions of the case. Staff has indicated its support of this Stipulation.

30. All intervening parties were provided an opportunity to participate in settlement discussions. The settling Parties represent a majority of the active participants in this proceeding.

IV. RECOMMENDED APPROVALS AND FINDINGS

Based on the record in this case, the Parties to this Stipulation agree and recommend that the Commission issue an Order that approves, accepts, and adopts this Stipulation, as just and reasonable and in the public interest including the following provisions:

A. Distribution Revenue Requirement

31. Revenue Increase: For the two-year period commencing on July 1, 2023 through June 30, 2025 (the Rate Plan Term), CMP's base distribution revenues shall increase through four levelized adjustments of \$16.75 million each effective on July 1, 2023, January 1, 2024, July 1, 2024, and January 1, 2025. The period of July 1, 2023 through June 30, 2024 is hereinafter referred to as "Rate Year 1," and the period July 1, 2024 through June 30, 2025 is hereinafter referred to as "Rate Year 2." These distribution revenue increases and their impact on an average residential customer are summarized on Attachment 1 to this Stipulation. Attachment 2 to this Stipulation provides the financial schedules reflecting the revenue requirement calculations supporting these four increases in detail. These distribution revenue increases will be included in tariffs to be effective on July 1, 2023, January 1, 2024, July 1, 2024,

and January 1, 2025. To account for the levelization and timing of these revenue increases, CMP's distribution revenue requirement will then be adjusted downward by approximately \$9 million effective July 1, 2025, the date that the levelization deferral will be fully recovered.

32. O&M Expense: CMP's distribution revenue requirement reflects the Parties' agreement on the reasonable amount for recovery from customers of the Company's O&M expenses, which include, among other items, amounts for payroll, pension, healthcare, uncollectible expense, vegetation management, storm cost allowance, outside services, rate case expense, affiliate service charges, customer experience program charges, and banking transactions fees as set forth in Attachment 2 to this Stipulation. CMP's distribution revenue requirement specifically reflects the Parties' agreement regarding the following expense items:

- a. Vegetation Management: CMP will continue its Planned Maintenance Cycle Trim and Ancillary ("hot-spot" or corrective maintenance work, hazard tree removal and incidental time and materials maintenance) Vegetation Management programs, with the following changes: (1) Effective January 1, 2024, the Planned Maintenance Cycle Trim Program will be transitioned from a five-year to a six-year cycle; (2) a "ground-to-sky" trimming specification will be implemented for the three-phase circuitry on CMP's distribution system; and (3) the hazard tree removal program will be expanded to address present and future tree failure risks from dead or deteriorating, diseased or insect-infested trees that have a high potential to fail and cause damage to CMP facilities from outside the current eight-foot trim zone, but within or adjacent to the right-of-way. The cost increases resulting from the "ground-to-sky" and hazard tree programs are offset by the cost savings resulting from the transition from a five- to a six-year cycle.

Attachment 3 to this Stipulation summarizes the amounts included in the Company's revenue requirement for the Vegetation Management Programs. CMP will continue to reconcile annually the costs for the Ancillary Vegetation Programs on a downward only basis as part of the Company's Annual Compliance Filing process.

- b. Affiliate Service Charges: CMP's distribution revenue requirement includes charges from Avangrid Service Company for services provided to CMP up to the distribution portion of CMP's share of the existing \$32.5 million cap on affiliate service charges established in Docket No. 2012-00530. The affiliate service charge cap remains in effect without change (and unadjusted for inflation) in this proceeding. In accordance with Paragraph 60(d) below, CMP will provide annual reports concerning the affiliate services provided by ASC to CMP and related charges during the Rate Plan Term.
- c. Bank and In-Person Payment Fees: To remove payment barriers and increase payment options for customers, the Company's distribution revenue requirement includes \$2 million for in-person payment fees and bank fees. The bank fees are associated with debit and credit card payments arising from one-time payments by residential customers, payments made by new service customers in all customer classes (*e.g.*, line-extension or contribution in aid of construction payments) and customer payments for other non-consumption related charges (*e.g.*, motor vehicle accidents, pole replacements).

- d. Rate Case Expense: CMP's distribution revenue requirement includes \$504,000 for rate case expense. This amount is calculated as shown on Attachment 4 to this Stipulation.
- e. Storm Cost Expense: Subject to Paragraph 44 below, the total amount included in the Company's distribution revenue requirement for Tier 1 and Tier 2 storm costs is \$14.1 million.

Except as provided above, the Parties' agreement as to the Company's distribution revenue requirement does not constitute specific agreement as to the amount of, or calculation methodology for, the other O&M expense items included in Attachment 2.

33. Depreciation: CMP's distribution revenue requirement is calculated based on the depreciation accrual rates set forth in Attachment 5 to this Stipulation, including the service lives and net salvage values reflected therein. The Parties' agreement on these depreciation accrual rates does not constitute the agreement on or endorsement of any specific methodology for the calculation of depreciation rates, nor agreement as to the service lives or net salvage values reflected therein, and nothing in this Stipulation shall constitute precedent with respect to the appropriate methodology for calculating the Company's depreciation rates in the future.

34. Income Tax Matters: Regarding tax matters, the Parties agree as follows:

- a. Tax Basis Repairs Deduction: CMP's distribution revenue requirement reflects a net \$16.1 million repairs after tax benefit in each of the two Rate Years. This \$16.1 million benefit has two components: a gross benefit for new activity of \$18 million; partially offset by a reversing component (associated with historical deductions) of \$1.9 million. The Parties agree that the embedded \$16.1 million benefit will be fully reconciled (up or down) to the actual repairs after tax benefit

for each calendar year based on the CMP distribution deduction values reflected in the Company's applicable final federal tax returns. The amount of this reconciled impact will be deferred including carrying costs calculated at the Company's Weighted Average Cost of Capital ("WACC") of 8.54% for Rate Year 1 and 8.56% for Rate Year 2 for inclusion in rates in a future CMP rate case. An illustrative calculation of this reconciliation is set forth in Attachment 6 to this Stipulation.

- b. Other Flow Through Impacts: CMP's income tax expense calculation shall maintain the other flow through treatments included in Docket No. 2018-00194, including reversing impact amortizations.
- c. Excess Accumulated Deferred Income Taxes ("ADIT") From the Tax Cuts and Jobs Act of 2017: In calculating the Company's distribution revenue requirement, CMP continued to amortize the unprotected excess ADIT balances over the remaining portion of the 5-year (refundable) and 10-year (recoverable) amortization periods established in Docket No. 2018-00194. For the distribution component of protected excess ADIT balances through June 30, 2023, the Company realized an over-amortization of \$118,000. The Company shall recover this over-amortization amount in distribution rates during the two Rate Years.

35. Rate Base: CMP's distribution revenue requirement is calculated based on an average rate base of \$1,201,331,642 for Rate Year 1 and \$1,287,165,758 for Rate Year 2. These rate base values reflect the calculation of net plant using test year levels adjusted by forecast plant additions derived from the Company's Capital Investment Plan for the years 2023-2026. The forecast plant additions used for Rate Year 1 are \$167,677,000, and the forecast plant

additions for Rate Year 2 are \$180,250,000. As set forth in Paragraph 47(c) below, CMP will reconcile on a downward only basis its actual plant additions for each Rate Year against the forecast plant additions embedded in the revenue requirement calculation as part of the Annual Compliance Filing process. By approving CMP's distribution revenue requirement calculated based on the forecast plant additions, the Commission is not determining the prudence of any investment the Company makes during the Rate Plan Term. Nothing in this Stipulation is meant to prevent or preclude the Commission from reviewing the prudence of the Company's investments or operations during the Rate Plan Term. Any review of prudence may be pursued on the Commission's own motion or upon request of another party.

36. Capital Adjustment Mechanisms and Related Investments: CMP's requested Capital Adjustment Mechanisms are not part of the Company's Rate Plan agreed upon in this Stipulation. CMP's revenue requirement does not include any funding for the Company's proposed electric vehicle and Battery Energy Storage System (BESS) programs and will not be adjusted during the Rate Plan Term to recover any costs incurred for any of the capital projects covered by the proposed Capital Adjustment Mechanisms, provided however that the Parties understand and agree that any costs the Company incurs to replace defective poles of Consolidated Communications Inc. ("CCI") or to support Maine's Broadband Program, or to implement the metering system enhancements necessary to modify time-of-use ("TOU") periods in the future will be considered as made under the Company's Capital Investment Plan and will be included as appropriate in the amount of actual plant additions used in the plant additions reconciliation discussed in Paragraph 48(c) below. If the Company moves forward with its proposed Active Network Management ("ANM") program, the Company will seek to recover the costs of such program from the distributed energy resources and other interconnecting

customers that benefit from such program and not through its distribution revenue requirement, unless authorized by a subsequent Commission order.

37. Cost of Capital: CMP’s Rate Year 1 distribution revenue requirement is calculated based on a weighted average cost of capital of 6.71% and a pretax weighted cost of capital of 8.54%. The Company’s Rate Year 2 distribution revenue requirement is calculated based on a weighted average cost of capital of 6.74% and a pretax weighted cost of capital of 8.56%, as set forth in the following table and Attachment 2, schedule L:

		<u>Capitalization</u>		<u>% Cost</u>	<u>Weighted Cost</u>	<u>Tax Gross-Up at 28.0547%</u>	<u>Pre-Tax Cost</u>
		<u>Balance</u>	<u>Ratio</u>				
Rate Year: 8/1/2023-7/31/2024							
1	Common Equity	\$ 1,344,883	50.00%	9.35%	4.68%	1.82%	6.50%
2	Preferred Stock	571	0.02%	6.00%	0.00%	0.00%	0.00%
3	Long Term Debt	1,314,868	48.88%	4.11%	2.01%	0.00%	2.01%
4	Short Term Debt	29,444	1.09%	2.50%	0.03%	0.00%	0.03%
5	<u>Total</u>	<u>\$ 2,689,766</u>	<u>100.00%</u>		<u>6.71%</u>	<u>1.82%</u>	<u>8.54%</u>
Rate Year: 8/1/2024-7/31/2025							
8	Common Equity	\$ 1,365,816	50.00%	9.35%	4.68%	1.82%	6.50%
9	Preferred Stock	571	0.02%	6.00%	0.00%	0.00%	0.00%
10	Long Term Debt	1,334,928	48.87%	4.16%	2.03%	0.00%	2.03%
11	Short Term Debt	30,316	1.11%	2.50%	0.03%	0.00%	0.03%
12	<u>Total</u>	<u>\$ 2,731,632</u>	<u>100.00%</u>		<u>6.74%</u>	<u>1.82%</u>	<u>8.56%</u>

38. Deferrals: Other than those items specifically identified in Attachment 7, this Stipulation is not intended to create additional authorizations for deferral accounting. Attachment 7 also identifies those distribution revenue requirement items where deferrals were previously granted to CMP. CMP shall continue to account for such deferrals in accordance with such prior authorizations.

B. Rate Plan Terms

39. Stay Out: During the Rate Plan Term, CMP may not initiate a general rate case seeking a change in base distribution rates to be effective prior to July 1, 2025.

40. Service Quality Indicators: To ensure that the Company provides safe, reasonable and adequate facilities and service and to ensure that customers realize the reliability benefits of the Company’s proposed capital investments during and after the Rate Plan Term, the Company’s performance shall be measured annually against the following Service Quality Indicators (“SQIs”):

	SQI Metric	2023	2024	2025	2026
1	CAIDI	2.09	2.05	2.01	1.97
2	SAIFI	1.89	1.83	1.78	1.72
3a	Division SAIFI - Alfred	0.31	0.29	0.27	0.25
3b	Division SAIFI - Brunswick	N/A	TBD	TBD	TBD
3c	Division SAIFI – Portland	N/A	N/A	N/A	TBD
4	Calls Answered	80%	80%	80%	80%
5	Calls Abandoned	7%	7%	7%	7%
6	Bill Accuracy	99.60%	99.60%	99.60%	99.60%

- a. As applicable, these SQIs are defined in Chapter 320 of the Commission’s rules and will be calculated in accordance with the terms of Chapter 320 and the Company’s existing practices.
- b. The Division SAIFI SQI is intended to measure the SAIFI improvement by division as the Company completes the implementation of its Distribution Automation Program on a divisional basis. This metric initially will apply only to the SAIFI performance in the Alfred Division and then in Brunswick and Portland Divisions in accordance with the Company’s Distribution Automation Program implementation plan.¹ In the year in which CMP begins installing automation devices in the Brunswick Division (currently expected to be 2024) and the Portland Division (currently expected to be 2026), the Company will make a

¹ See EXM-009-022 Attachment 1.

compliance filing in this Docket proposing the appropriate Division SAIFI benchmarks for these Divisions based on the implementation schedule for each Division, with the initial benchmark calculated based on the historical five-year average plus one standard deviation. The Company, Staff, and other interested parties will then collaborate in setting the specific benchmarks for the ensuing years and, if necessary, seek Commission approval of such benchmarks. The overall metric weight and maximum penalty for this SQI will remain constant as the performance of additional divisions are included within the metric, with the allotted penalty exposure allocated pro-rata among the included divisions, as applicable.

- c. For purposes of determining compliance with these SQIs, all “Major Event Days” as calculated under the IEEE 2.5 Beta Method shall be excluded from the calculation of each of the SQIs, except the Bill Accuracy metric.
- d. In addition to the above SQIs, CMP will also report as part of its annual report, as discussed in Paragraph 42 below, the annual results for two additional metrics: “SAIDI w/o Exclusions” and FAIFI for “worst performing circuits.” The Parties understand and agree that these metrics are not included within the SQI Revenue Adjustment Mechanism discussed below, but that the Commission may initiate a proceeding concerning CMP’s reliability performance as measured by these metrics that could result in imposition of a penalty upon notice and opportunity for due process for the Company.

41. SQI Revenue Adjustment Mechanism: CMP’s distribution revenues annually may be adjusted downward based on its SQI performance according to the following terms:

- a. The total maximum annual downward financial adjustment for CMP’s non-compliance with its SQIs in any one year will be \$8.8 million.
- b. The metric weight and annual maximum adjustment for each SQI is as follows:

	Metric	Metric Weight	Adjustment Max
1	CAIDI	30%	\$2,640,000.00
2	SAIFI	30%	\$2,640,000.00
3	Division SAIFI	25%	\$2,200,000.00
4	Calls Answered	5%	\$440,000.00
5	Calls Abandoned	5%	\$440,000.00
6	Bill Accuracy	5%	\$440,000.00
	Total	100%	\$8,800,000.00

- c. The Division SAIFI metric weight and adjustment maximum will remain constant as specific targets are established for additional divisions under this metric, with the allotted penalty exposure allocated pro-rata among the included divisions, as applicable.
- d. Annually, the calendar year results for each SQI will be compared to the target metric for that SQI and points awarded according to the percentage that actual results exceed or fall below the target. Negative ten points will be awarded for each percentage point that performance fails to meet a target, and positive 2.5 points will be awarded for each percentage point that performance is better than the target. If applicable, positive points earned under any of the CAIDI, SAIFI, or Division SAIFI metrics (collectively, the “Reliability Metrics”) will offset any negative points awarded for any of the Reliability Metrics but cannot be used to offset negative points awarded for any of the Calls Answered, Calls Abandoned, or Bill Accuracy metrics (collectively, the “Customer Service Metrics”).

Conversely, positive points earned under any of the Customer Service Metrics will offset negative points awarded for any of the Customer Service Metrics but cannot be used to offset negative points awarded for the Reliability Metrics. The total number of assigned points for each of the Reliability Metrics and each of Customer Service Metrics will then be separately summed.

- e. The downward revenue adjustment for any year will equal the number of points below the target for the Reliability Metrics (*i.e.*, up to 85 points) plus the points below the Customer Service Metrics SQIs (*i.e.*, up to 15 points) divided by 100 and then multiplied by \$8.8 million.
- f. Any downward revenue adjustment will be applied as part of next annual price change. Any such adjustment will remain in effect for one year.
- g. CMP will present the SQI compliance calculation in its Annual Compliance Filing made on or before March 1 for the preceding calendar year.
- h. As part of the Company's Annual Compliance Filing, CMP may request a waiver of any downward revenue adjustment resulting from a failure to meet the target of one or more reliability SQIs in the event that the Company's failure to meet the target for a reliability metric is the result of outages caused by motor vehicle accidents (including related public authority requests) or minor storms, not eligible for exclusion as a Major Event Day, when the number and impact of such motor vehicle accidents and minor storms in any year materially exceed the historical 5-year average for such causes.
- i. In the event that the Commission imposes a final penalty pursuant to Chapter 320 and 35-A M.R.S. § 1508-A(1)(E) that arises from the non-compliance with a

service quality metric applicable to CMP under Chapter 320 that is also included in the SQI Revenue Adjustment Mechanism, the Commission will consider crediting the final Chapter 320 penalty against any downward revenue adjustment resulting from the Company's performance of that same metric during the same year, so long as the Chapter 320 penalty is imposed prior to the date that the SQI Revenue Adjustment is incurred. Likewise, the Commission will consider any downward revenue adjustment that the Company experiences from the non-compliance with any SQI under the SQI Revenue Adjustment Mechanism when establishing any penalty under 35-A M.R.S. § 1508-A(1)(E) for the Company's non-compliance with that same metric under Chapter 320 during the same year. However, penalties/adjustments incurred under either mechanism will not necessarily serve as a cap on penalties/adjustments incurred under the other mechanism.

- j. This SQI Revenue Adjustment Mechanism will remain in effect until changed or terminated by subsequent Commission Order, with the SQI target levels for 2026 applicable thereafter unless and until modified by Commission Order.
- k. An illustrative application of the SQI downward revenue adjustment mechanism is provided in Attachment 8 to this Stipulation.

42. Annual and Quarterly Reports and Customer Report Card: Effective as of July 1, 2023, CMP will provide annual and quarterly reports to the Commission and an annual report card to customers containing the information listed in Attachment 9 to this Stipulation.

43. Earnings Sharing: To the extent that CMP's actual return on common equity ("ROE") for its distribution business exceeds 10.35% in any Rate Year, the following provisions apply:

- a. Distribution earnings in any Rate Year, up to 10.35%, will be retained by CMP shareholders. Distributions earnings in any Rate Year over 10.35% will be apportioned 50% to CMP shareholders and 50% to CMP customers. The CMP customers share shall be returned to customers through the Annual Compliance Filing Process in the next applicable year.
- b. The earnings sharing calculation shall be performed after consideration of all applicable reconciliation mechanisms, including the downward only reconciliation of net plant and the hyper inflation reconciliation for Rate Year 1 as discussed in Paragraphs 48(c) and 50 below.
- c. The common equity ratio over which the actual distribution ROE will be calculated for this provision will be 50% or the Company's actual average common equity ratio, whichever is lower. The common equity ratio will be calculated as the common equity balance, excluding goodwill, divided by the sum of: common equity excluding goodwill, preferred equity, short-term debt, long-term debt, capitalized leases, current maturities of long-term debt and current maturities of capitalized leases, all as contained in CMP's audited financial statements. The average common equity ratio for the purposes of this provision will be calculated using the year end balances of the two most recent calendar years. To the extent that CMP's actual common equity ratio exceeds 50%, CMP will use the capital structure for the particular Rate Year set forth in Attachment

2, schedule L. In that event, CMP will input additional interest expense (net of income taxes using the then current federal and state marginal income tax rates) in its net income determination, thus synchronizing interest expense in the income statement with the agreed upon capital structure. Interest expense will be imputed based on the Company's average embedded long-term and short-term interest cost rates for the most recent calendar year.

- d. There will be no low-end earnings sharing.
- e. The earnings sharing provision will remain in effect until terminated by a subsequent Commission order.
- f. Attachment 10 to this Stipulation presents an illustrative example of the operation of the earnings sharing provision.

C. Storm Cost Recovery Mechanism

44. Storm Cost Recovery Mechanism: CMP's storm cost recovery mechanism as approved in Docket Nos. 2013-00168 and 2018-00194 will continue with the following changes:

- a. Tier 1 Storms: The amount embedded in rates is changed to \$7.4 million with a +/- 15% deadband on the \$7.4 million, such that amounts over or under the deadband are shared on a 50/50 basis between CMP and customers.
- b. Tier 2 and Tier 3 Storms: The amount embedded in rates for Tier 2 storms is changed to \$6.7 million and the reserve amount is increased to \$20 million.
- c. Pre-staging Costs: For all storms forecast to be "major" (*i.e.*, those forecast to reach the High Confidence EEI level 3 classification), all pre-staging costs will be charged to the Tier 2 storm reserve regardless of the eventual outcome of the storm.

D. Revenue Decoupling Mechanism

45. RDM Continuation: CMP’s distribution revenue decoupling mechanism (“RDM”) as approved in Docket Nos. 2013-00168, 2018-00194, and 2020-00159 will continue subject to the changes identified below.

46. RDM Calculation Changes: During the Rate Plan Term, the annual RDM revenue targets will be set using the agreed upon levelized distribution revenue requirement levels for Rate Year 1 and Rate Year 2, as set forth on Schedule M of Attachment 2, without any adjustment for customer growth. Effective as of July 1, 2025, CMP will adjust the RDM revenue targets on a prospective basis rather than a retroactive basis. The Company will adjust the RDM revenue targets for the next year based on 75% of the average annual year over year customer growth rate (positive or negative) of the prior year. Attachment 11 to this Stipulation provides an illustrative calculation of RDM revenue targets commencing on July 1, 2025.

E. Annual Compliance Filing Process and Other Reconciliation Mechanisms

47. Annual Compliance Filing Process and Timing: The Annual Compliance Filing (“ACF”) process applicable to CMP’s distribution rates will continue, subject to the changes identified below, until terminated by a subsequent Commission order. The following items/categories for reconciliation will remain part of the ACF process.

Item/Category – Current Flowthrough	
1	Revenue Decoupling Mechanism Adjustment
2	Storm Costs (per Storm Cost Mechanism)
3	Ancillary Vegetation Management Over/(Under) Spend
4	O’Connor Site Remediation Costs
5	Electricity Lifeline Program (ELP)
6	OPA Expenses (Transmission/Regional Assistance)
7	Arrears Management Programs Incremental Costs
8	Opt Out Costs (AMI Opt Out)
9	OPA Assessment for Nonwires Alternative Coordinator
10	Power Tax
11	Protected Excess Deferred Income Tax

CMP will make its initial ACF filing by March 1 annually.

48. Additional ACF Reconciliations: In addition to the continuing ACF items/categories, CMP will include the following additional items in its ACF filing:
- a. SQI Revenue Adjustment Mechanism: Beginning with its March 1, 2024, ACF filing, CMP will include the calculation of the applicable revenue adjustment, if any, arising from the SQI Revenue Adjustment Mechanism.
 - b. Earnings Sharing Mechanism: Beginning with its March 1, 2025, ACF filing, CMP will include the calculation of the applicable earnings sharing adjustment, if any, arising from the earnings sharing provision in this Stipulation.
 - c. Downward Only Plant Additions: Beginning with its March 1, 2025, ACF filing, CMP will include a calculation reconciling on a downward only basis the distribution plant additions during the preceding rate year against the forecast plant additions embedded in the calculation to set rates. This plant additions reconciliation will be calculated as follows:
 - i. CMP will measure its actual distribution plant additions made during each rate year period to determine any downward adjustments associated with (1) CMP's return on rate base for the period, (2) CMP's depreciation expense and (3) CMP's associated property tax. The return component will be measured based on CMP's pre-tax weighted average cost of capital as set forth within this Stipulation for each rate year, multiplied by any downward impacts on average rate base for the period resulting from CMP placing less assets in service than approved in this Stipulation. The depreciation component will be determined by multiplying the shortfall in

average plant additions for the rate year by the average depreciation rate set forth in Attachment 5. Finally, the property tax component will be determined by multiplying the shortfall of average plant additions by the tax to plant ratio of 1.41%. These calculations will be summed and any return amount, if applicable, will be returned to customers in the next available Annual Compliance Filing.

- ii. An illustrative calculation of the downward only plant additions reconciliation is provided in Attachment 12 to this Stipulation.
- iii. The downward only plant additions reconciliation will apply only to the two rate years that make up the Rate Plan Term unless extended by the Commission in a subsequent order.

49. Tax Basis Repairs Reconciliation: As discussed in Paragraph 34(a) above, CMP will reconcile (up or down) the after tax value of the tax basis repairs deduction benefit used to set the Company's distribution revenue requirement to the actual after tax repairs value for each rate year reflected in the Company's applicable final federal tax returns (including the audit results for any such tax returns). This reconciliation impact will not be part of the ACF process, but instead will be deferred with carrying costs calculated at 8.54% for Rate Year 1 and 8.56% for Rate Year 2 until a subsequent CMP distribution rate case.

50. Hyper Inflation Reconciliation: Certain items within CMP's distribution revenue requirement have been escalated based on a general Gross Domestic Product Chained Price Index ("GDP-PI") inflator. CMP will compare the forecast GDP-PI inflator used to set the Company's revenue requirement for these items for Rate Year 1, plus or minus a deadband of 200 basis points, to the actual GDP-PI value reflected in the Blue Chip Economic Indicators

publication, including any subsequent retroactive adjustments to such value. Any difference between the forecast GDP inflator (plus or minus the deadband) and the actual inflation value, whether positive or negative, will then be multiplied against all revenue requirement amounts that are adjusted by the GDP-PI inflator. The resulting value will then be deferred with carrying costs calculated at 8.54% for Rate Year 1 and 8.56% for Rate Year 2 as a regulatory asset or liability for recovery during the Company's next distribution rate case. However, CMP will only be allowed to recover from customers any regulatory asset to the extent necessary to permit the Company to earn its authorized ROE during Rate Year 1. An illustrative calculation of this hyper inflation reconciliation provision is provided in Attachment 13 to this Stipulation.

F. Revenue Allocation

51. Revenue Allocation: As set forth in Attachment 14 to this Stipulation, all classes are allocated a proportional share of the revenue increase. The revenue of the LGS-ST-TOU service class is reduced by over 50% relative to the overall average increase, with adjustments made to the Rate A and SGS service classes to collect the amount removed from the LGS-ST-TOU service class.

G. Rate Design

52. Fixed Service Charge for the Residential Customer Classes: The fixed residential service charges for Rate A and Rate A-TOU will remain at the current levels during the Rate Plan Term. Increases to the fixed residential service charges for Rate A and Rate A-TOU will be considered in the Company's next distribution rate case.

53. Fixed Service Charge for the SGS Customer Classes: The fixed service charge for the SGS and SGS-TOU rates will increase by \$1.00 on July 1, 2023, \$1.00 on January 1, 2024, \$1.00 on July 1, 2024, and \$1.00 on January 1, 2025.

54. Time-of-Use Rates: The Parties agree as follows with respect to the Company’s Time-of-Use (“TOU”) rates:

- a. Residential TOU Periods: The TOU periods for Rate A-TOU will remain unchanged until the Commission approves a change in such time periods in the Expedited Rate Design Follow-on proceeding discussed in Paragraph 55 below.
- b. Commercial and Industrial TOU Periods: As soon as reasonably possible after the metering and billing system upgrades described below in Paragraph 54(c) are completed, estimated to be on or before January 1, 2025 or the next price change thereafter, the TOU periods for the commercial and industrial customer classes will be as follows:

TOU Periods for Commercial and Industrial Customer Classes		
Months	On-Peak	Off-Peak
January - December	5 p.m. – 9 p.m. (Weekdays)	All Other

- c. Metering and Billing System Upgrades: CMP will undertake the necessary changes to its metering, billing, and other systems to permit the changes to TOU periods. The costs for these upgrades are included in the Company’s Capital Investment Plan and will be recovered through the Company’s distribution revenue requirement. The estimated timeline for the completion of these upgrades is fifteen (15) months from approval of this Stipulation followed by two (2) months of post go-live support. CMP will make a compliance filing in this docket

notifying the Commission and other Parties as to when these upgrades are completed, and the modified TOU periods will be implemented.

55. Expedited Rate Design Follow-On Proceeding:

- a. Within thirty (30) days of the Commission's order approving this Stipulation, the Company will initiate an Expedited Rate Design Follow-On Proceeding to employ a collaborative process between the Company, the Staff and the Parties to this Stipulation to develop residential customer rate design options that: (i) incentivize a shift in residential electricity usage away from the summer system peak, (ii) incentivize the use of heat pumps and other beneficial electrification heating technologies in the winter period, and (iii) complement the incentives and programs offered by Efficiency Maine. The commencement of the Expedited Rate Design Follow-On Proceeding will be noticed in Docket No. 2022-00152 and all persons and entities requesting intervention will be allowed to participate subject to the requirements of Chapter 110, Section 8(B) of the Commission's Rules of Procedure regarding intervention.
- b. The Expedited Rate Design Follow-On Proceeding will:
 - i. Include the consideration of 4-5 alternative rate design options targeted towards, among other things, the optimized use of electric vehicles and heat pumps, as well as consideration of a further TOU rate structure. A Peak Time Rebate Program for residential customers and a Non-Firm Customer Rate Option for commercial customers may also be considered as part of the Expedited Rate Design Follow-On Proceeding.
 - ii. Include consideration and the collection of relevant data regarding the

impacts of adjustments to the fixed residential service charge and methods to analyze such data, provided that no increases to the fixed residential service charge for all residential rate classes shall go into effect prior to July 1, 2025, except that there may be consideration of and positive or negative adjustments to the fixed service charge with respect to the Electric Technology Rate and the A-Seasonal (Heat Pump) Rate.

- iii. Include the development of a Customer Education and Communication Plan to effectively inform customers and facilitate customer understanding of the various alternative rate design options.
 - iv. Include the development of a Data Collection, Measurement and Evaluation Plan to collect, maintain and analyze relevant data to determine the efficacy of existing and future residential customer alternative rate design options. This Data Collection, Measurement and Evaluation Plan shall include the collection and presentation of data regarding customer bill impacts, impacts on load profiles, and socio-economic data on participating customers to the extent available and reliable.
 - v. Include the development of a process for reporting on the data collected and analyzed pursuant to the Data Collection, Measurement and Evaluation Plan. The Parties intend that the Company's existing and future residential rate design options be informed by the data and analysis resulting from the Data, Collection, Measurement and Evaluation Plan.
- c. The Company will file a final proposal in Docket No. 2022-00152 reflecting the results of the collaborative process referenced above in Paragraph 55(a) on or

about December 1, 2023 for Commission consideration, or as soon as reasonably possible thereafter.

- d. The Company will not seek any increase to the Revenue Requirement during the Rate Plan to recover the costs of the Expedited Rate Design Proceeding (e.g., consultant fees if any, etc.). Recovery of costs of implementing the agreed upon alternative rate design options shall be addressed in the Expedited Rate Design Follow-On Proceeding.

56. Methodology for Calculating Rates for MGS, IGS & LGS TOU Customer Classes:

The rates for MGS-P-TOU, MGS-S-TOU, IGS-P-TOU, IGS-S-TOU, LGS-S-TOU and LGS-P-TOU customers will be calculated using the following methodology set forth below and shown for illustrative purposes in Attachments 18 and 19 to this Stipulation:

- a. Set the \$/customer-month service charge at 75 percent (75%) of the marginal cost adjusted to collect the class revenue requirement rate level;
- b. Set the Summer on-peak demand charge at 100 percent (100%) of marginal cost adjusted to collect the class revenue requirement rate level;
- c. Set the Winter on-peak demand charge at 100 percent (100%) of marginal cost adjusted to collect the class revenue requirement rate level;
- d. Set the Shoulder on-peak demand charge at 100 percent (100%) of marginal cost adjusted to collect the class revenue requirement rate level;
- e. Set the Summer off-peak demand charge at the marginal cost adjusted to collect the class revenue requirement rate level, allocate the Shoulder off-peak demand charge to the Summer off-peak demand charge;
- f. Allocate the remaining reallocated customer and local distribution costs proportionally across the Shoulder and Winter season on-peak demand rates; and
- g. Accept the kVAR charge as proposed by the Company and shown in Attachments 20 and 21.

This methodology shall be implemented as soon as reasonably possible after the metering and billing system upgrades described above in Paragraph 54(c) are completed. The estimated implementation date is January 1, 2025, or the next price change thereafter.

57. Consideration of Extension of Electric Technology Rate: The Company will review the performance of the Electric Technology Rate and will conduct an analysis of the utilization, adoption, and customer satisfaction of the Electric Technology Rate while the rate is active. Based upon the results of the information gathered through this process, the Company will consider extending the Electric Technology Rate and/or modifying the Rate as appropriate.

58. Rate Design Attachments: The following Attachments reflect the rates and rate designs agreed to in this Stipulation and resulting bill impacts:

- a. Attachment 15: July 1, 2023, January 1, 2024, July 1, 2024, and January 1, 2025 Distribution Rates by Service Class
- b. Attachment 16: Residential Rate Design and Bill Impacts (distribution, delivery, bundled)
- c. Attachment 17: SGS Rate Design and Bill Impacts (distribution, delivery, bundled)
- d. Attachment 18: MGS Rate Design and Bill Impacts (distribution, delivery, bundled) with TOU Rate Design Modifications
- e. Attachment 19: IGS and LGS Rate Design and Bill Impacts (distribution, delivery, bundled) with TOU Rate Design Modifications

H. International Financial Reporting Standards (“IFRS”) Deferral Accounting

59. IFRS Accounting: The levelization of the revenue requirement increases over the Rate Plan Term will require CMP to record a regulatory deferral and then amortize the regulatory deferral on its financial accounts and records. To allow for the recognition of assets and liabilities under International Financial Reporting Standards (“IFRS”) accounting similar to those allowed under Generally Accepted Account Principles (“GAAP”), the Parties agree that

CMP shall have the right to receive full compensation or obligation to return certain regulatory deferrals associated with the levelization-related regulatory asset and liability accounts, independent of future demand or other contingent events, including in the event of no longer having a continuation of service. Nothing in this provision alters the right of the Company to record regulatory assets and liabilities under GAAP or modifies any previous Commission order or stipulation governing the Company's rights with respect to the recognition of assets and liabilities under IFRS, including, without limitation, in Docket Nos. 2021-00036 and 2022-00091.

I. Compliance and Reporting Obligations

60. In accordance with the above terms of this Stipulation, CMP shall:
- a. Make by June 1, 2023, a compliance filing providing distribution rate schedules reflecting the revenue requirement increase to take effect on July 1, 2023;
 - b. Make by December 1, 2023, June 1, 2024, and December 1, 2024, respectively, compliance filings providing distribution rate schedules reflecting the revenue requirement increases and any changes to take effect on January 1, 2024, July 1, 2024, and January 1, 2025;
 - c. Before June 30, 2023, post on the Company's website information regarding the impact of the agreed upon July 1, 2023 rate increase on the distribution service portion of the customer bill and the total bill issued by the Company, including an explanation of each of the charges and tariffs in effect at the time of the approval of the Stipulation and any known and measurable rate increases approved and that will be in effect at the time of the rate increase;

- d. Beginning in 2024 and at or about the time the Company files its Annual Report with the Commission, file an annual report that breaks out the affiliate services provided to CMP by Avangrid Services Company subject to the cap on affiliate service charges by type of service, with the corresponding costs for each service listed, and identifying by type any services that were previously provided as affiliate services, but have been outsourced as outside services, with the associated amount of the outside service and a brief description of the reason the service was outsourced, and with subsequent reports maintaining the information from the prior reports.
- e. Continue to file all reports and filings required in Docket Nos. 2013-00168 and 2018-00194, as modified by this Stipulation.

J. Augusta General Office Lease

61. AGO Lease: CMP is considering leasing a portion of its General Office in Augusta to a third party. In the event this lease moves forward, subject to any necessary Commission approval, the net benefits of this lease will be returned to customers in the Company's next Annual Compliance Filing or next distribution rate case, whichever will permit customer recovery of the net benefits to begin as soon as reasonably possible. In the event this lease does not move forward, CMP will not seek to recover from customers any costs incurred pursuing this lease.

V. ADDITIONAL STIPULATION TERMS

62. The execution of this Stipulation by any Party shall not constitute precedent as to any matter of law or fact nor, except as expressly provided herein, foreclose any of the Parties

from making any contention or exercising any right, including rights of appeal, in any other Commission proceeding or investigation, or any other trial or action.

63. The Parties intend that this Stipulation be considered by the Commission for adoption as an integrated solution to the issues addressed herein which arose in the above-captioned proceeding and as otherwise presented in this Stipulation. The Parties also intend that this Stipulation shall be null and void, and not bind the Parties in the above-captioned proceeding, in the event the Commission rejects or makes material modifications to this Stipulation.

64. If not accepted by the Commission in accordance with the provisions hereof, this Stipulation shall not prejudice the positions taken by any Party on these issues before the Commission in this proceeding and shall not be admissible evidence therein or in any other proceeding before the Commission or in any other trial or action.

65. The Parties to this Stipulation agree that the record in support of this Stipulation includes: (a) this Stipulation, (b) any and all confidential or public materials contained in the Commission's Record of Docket No. 2022-00152 as of this date; and (c) any and all confidential or public materials contained in the Commission's Record of Docket No. 2022-00038 as of this date.

66. The Parties to this Stipulation hereby waive any rights that they have under 5 M.R.S. § 9062(4) and Chapter 110, Section 8(F)(4) of the Commission Rules of Practice and Procedure to the extent necessary to permit the Staff to discuss this Stipulation and the resolution of the issues addressed in this Stipulation with the Commissioners, either before or at the Commission's scheduled deliberations, without providing to the Parties an Examiner's Report or the opportunity to file Exceptions.

67. All Attachments referred to in this Stipulation are incorporated herein by reference and are intended to be considered as part of this Stipulation as if their terms were fully set forth in the body of this Stipulation.

IN WITNESS WHEREOF, the Parties have caused this Stipulation to be executed by their respective attorneys or representatives or have caused their lack of objection to be noted by the signature of their respective attorneys or representatives.

[INTENTIONALLY LEFT BLANK – SIGNATURE BLOCKS ON FOLLOWING PAGES]

CENTRAL MAINE POWER COMPANY

Dated: May 26, 2023

By: Peter Cohen
Peter Cohen, Vice President - Regulatory

CENTRAL MAINE POWER COMPANY

Dated: May 26, 2023

By: Andrea VanLuling
Andrea VanLuling, Chief Accounting Officer

OFFICE OF THE PUBLIC ADVOCATE

Dated: 5/26/23

By: Andrew Landry
Andrew Landry, Deputy Public Advocate

AARP MAINE

Dated: _____

By: _____

Noel Bonam, State Director

COMPETITIVE ENERGY SERVICES

Dated: _____

By: _____

CENTRAL MAINE POWER COMPANY

Dated: _____

By: _____

CENTRAL MAINE POWER COMPANY

Dated: _____

By: _____


OFFICE OF THE PUBLIC ADVOCATE

Dated: _____

By: _____

AARP MAINE

Dated: May 26, 2023

By: 

Noel Bonam, State Director

COMPETITIVE ENERGY SERVICES

Dated: _____

By: _____

CENTRAL MAINE POWER COMPANY

Dated: _____

By: _____

CENTRAL MAINE POWER COMPANY

Dated: _____

By: _____

OFFICE OF THE PUBLIC ADVOCATE

Dated: _____

By: _____

AARP MAINE

Dated: _____

By: _____

Noel Bonam, State Director

COMPETITIVE ENERGY SERVICES


Dated: 5/26/23

By: 

Eben Perkins, Vice President

EFFICIENCY MAINE TRUST

Dated: 5/26/2023

By:  _____

Ian G. Burnes, Director Strategic Initiatives

WALMART, INC.

Dated: _____

By: _____

INTERNATIONAL BROTHERHOOD OF ELECTRICAL WORKERS
LOCAL UNION #1837

Dated: _____

By: _____

NICHOLAS ALEXANDER

Dated: _____

EFFICIENCY MAINE TRUST

Dated: _____

By: _____

WALMART, INC.

Dated: 5/30/2023

By: [Signature]

INTERNATIONAL BROTHERHOOD OF ELECTRICAL WORKERS
LOCAL UNION #1837

Dated: 5-25-2023

By: Tony Supienna

NICHOLAS ALEXANDER

Dated: 05/25/2023

Nicholas Alexander